

GOMOS Level 2 Daily Report

SUMMARY

[1. General Info](#)

[2. Summary of processed GOM_NL_2P products](#)

[3. Level 2 Quality information per product](#)

[3.1 Plot of level 2 quality information per product \(time dependant\)](#)

[3.2 Plot of level 2 quality information per product \(world map\)](#)

[4. Level 1 Quality information per product \(stored on level 2 products\)](#)

[4.1 Plot of level 1 quality information per product \(time dependant\)](#)

[4.1.1 Plot of level 1 quality information per product \(time dependant\): ASCENDING](#)

[4.1.2 Plot of level 1 quality information per product \(time dependant\): DESCENDING](#)

[4.2 Plot of level 1 quality information per product \(world map\)](#)

[4.2.1 Plot of level 1 quality information per product \(world map\): ASCENDING](#)

[4.2.2 Plot of level 1 quality information per product \(world map\): DESCENDING](#)

[5. Ozone profiles based on quality statistics and other trace gas profiles](#)

[5.1 Ozone statistics based on quality of products](#)

[5.2 Plot ozone profiles for all STD \(dark without errors\)](#)

[5.3 Plot ozone profiles where STD < 20% \(dark without errors\)](#)

[5.4. Plot ozone profiles where STD < 10% \(dark without errors\)](#)

[5.5. Plot ozone profiles where STD < 5% \(dark without errors\)](#)

[5.6 Plot NO2 profiles for all STD \(dark without errors\)](#)

[5.7 Plot NO3 profiles for all STD \(dark without errors\)](#)

[5.8 Plot H2O profiles \(only for occultations of stars 1,2,3,4,13,14,16,26,63 dark without errors\) for all STD](#)

[6. Auxiliary Data Files used for the production reported in section 2](#)

This report presents the daily analysis on parameters extracted from GOMOS level 2 data (GOM_NL__2P). It is intended to monitor some important parameters that will impact the quality of these products. A list of level 2 products (and content) that have arrived during the reporting day to the PCF is also given.

Item	Value
Time of report generation	29APR2013 09:49:02
Data source version	GOMOS/6.01
Start time of products	18-04-2010 (18APR2010 00:00:00)
Stop time of products	19-04-2010 (19APR2010 00:00:00)
Store outputs in DB	Yes
Nb of level 2 prods	270
Nb of prods with errors	0

2. Summary of processed GOM_NL__2P products.

Nr	Filename	UTC Start time	Limb	Duration	Star Id	Star Name	Star Mag	Star Temp	Nb Meas	Orbit	Prod. error
1	GOM_NL__2PRFIN20100418_000051_000000482088_00374_42512_5046.N1	18-APR-2010 00:00:51	Bright	47.500	111	8Eta Boo	2.6800	6000.0	95	42512	No
2	GOM_NL__2PRFIN20100418_000542_000000392088_00374_42512_5047.N1	18-APR-2010 00:05:42	Bright	38.500	152	12Alp2CVn	2.8900	11000.	77	42512	No
3	GOM_NL__2PRFIN20100418_000955_000000432088_00374_42512_5048.N1	18-APR-2010 00:09:55	Bright	43.000	39	85Eta UMa	1.8540	24000.	86	42512	No
4	GOM_NL__2PRFIN20100418_001705_000000402088_00374_42512_5049.N1	18-APR-2010 00:17:05	Bright	39.500	60	7Bet UMi	2.0810	3950.0	79	42512	No
5	GOM_NL__2PRFIN20100418_002714_000000402088_00374_42512_5050.N1	18-APR-2010 00:27:14	Bright	39.500	89	5Alp Cep	2.4510	8000.0	79	42512	No
6	GOM_NL__2PRFIN20100418_003230_000000502088_00374_42512_5051.N1	18-APR-2010 00:32:30	Bright	50.000	19	50Alp Cyg	1.2460	10500.	100	42512	No
7	GOM_NL__2PRFIN20100418_003720_000000382088_00374_42512_5052.N1	18-APR-2010 00:37:20	Bright	38.000	164	44Eta Peg	2.9480	5400.0	76	42512	No
8	GOM_NL__2PRFIN20100418_004434_000000532088_00374_42512_5053.N1	18-APR-2010 00:44:34	Dark	53.000	61	8Eps Peg	2.1000	3900.0	106	42512	No
9	GOM_NL__2PRFIN20100418_004702_000000462088_00374_42512_5054.N1	18-APR-2010 00:47:02	Dark	45.500	162	34Alp Aqr	2.9440	5350.0	91	42512	No
10	GOM_NL__2PRFIN20100418_004947_000000502088_00374_42512_5055.N1	18-APR-2010 00:49:47	Dark	50.000	154	22Bet Aqr	2.8990	5700.0	100	42512	No
11	GOM_NL__2PRFIN20100418_005207_000000442088_00374_42512_5056.N1	18-APR-2010 00:52:07	Dark	43.500	142	49Del Cap	2.8500	8900.0	87	42512	No
12	GOM_NL__2PRFIN20100418_011239_000000612088_00375_42513_5046.N1	18-APR-2010 01:12:39	Dark	60.500	40	The Sco	1.8590	7100.0	121	42513	No
13	GOM_NL__2PRFIN20100418_011923_000000442088_00375_42513_5047.N1	18-APR-2010 01:19:23	Straylight	43.500	78	Alp Lup	2.3040	28000.	87	42513	No
14	GOM_NL__2PRFIN20100418_012058_000000442088_00375_42513_5048.N1	18-APR-2010 01:20:58	Straylight	44.000	81	Eta Cen	2.3560	28000.	88	42513	No
15	GOM_NL__2PRFIN20100418_012318_000000492088_00375_42513_5049.N1	18-APR-2010 01:23:18	Straylight	48.500	54	5The Cen	2.0550	4500.0	97	42513	No
16	GOM_NL__2PRFIN20100418_012756_000000442088_00375_42513_5050.N1	18-APR-2010 01:27:56	Tw_i_and_stray	44.000	169	46Gam Hya	2.9910	4700.0	88	42513	No
17	GOM_NL__2PRFIN20100418_013130_000000462088_00375_42513_5051.N1	18-APR-2010 01:31:30	Bright	46.000	15	67Alp Vir	0.97600	28000.	92	42513	No
18	GOM_NL__2PRFIN20100418_013433_000000382088_00375_42513_5052.N1	18-APR-2010 01:34:33	Bright	37.500	121	29Gam Vir	2.7400	7200.0	75	42513	No
19	GOM_NL__2PRFIN20100418_013815_000000392088_00375_42513_5053.N1	18-APR-2010 01:38:15	Bright	39.000	138	47Eps Vir	2.8280	4700.0	78	42513	No
20	GOM_NL__2PRFIN20100418_014127_000000482088_00375_42513_5054.N1	18-APR-2010 01:41:27	Bright	47.500	111	8Eta Boo	2.6800	6000.0	95	42513	No
21	GOM_NL__2PRFIN20100418_014618_000000382088_00375_42513_5055.N1	18-APR-2010 01:46:18	Bright	38.000	152	12Alp2CVn	2.8900	11000.	76	42513	No
22	GOM_NL__2PRFIN20100418_015030_000000402088_00375_42513_5056.N1	18-APR-2010 01:50:30	Bright	39.500	39	85Eta UMa	1.8540	24000.	79	42513	No
23	GOM_NL__2PRFIN20100418_015741_000000412088_00375_42513_5057.N1	18-APR-2010 01:57:41	Bright	41.000	60	7Bet UMi	2.0810	3950.0	82	42513	No
24	GOM_NL__2PRFIN20100418_020750_000000402088_00375_42513_5058.N1	18-APR-2010 02:07:50	Bright	40.000	89	5Alp Cep	2.4510	8000.0	80	42513	No
25	GOM_NL__2PRFIN20100418_021306_000000502088_00375_42513_5059.N1	18-APR-2010 02:13:06	Bright	50.000	19	50Alp Cyg	1.2460	10500.	100	42513	No
26	GOM_NL__2PRFIN20100418_021756_000000392088_00375_42513_5060.N1	18-APR-2010 02:17:56	Bright	38.500	164	44Eta Peg	2.9480	5400.0	77	42513	No
27	GOM_NL__2PRFIN20100418_022511_000000542088_00375_42513_5061.N1	18-APR-2010 02:25:11	Dark	53.500	61	8Eps Peg	2.1000	3900.0	107	42513	No
28	GOM_NL__2PRFIN20100418_022739_000000472088_00375_42513_5062.N1	18-APR-2010 02:27:39	Dark	47.000	162	34Alp Aqr	2.9440	5350.0	94	42513	No
29	GOM_NL__2PRFIN20100418_023023_000000482088_00375_42513_5063.N1	18-APR-2010 02:30:23	Dark	47.500	154	22Bet Aqr	2.8990	5700.0	95	42513	No
30	GOM_NL__2PRFIN20100418_025316_000000622088_00376_42514_5074.N1	18-APR-2010 02:53:16	Dark	61.500	40	The Sco	1.8590	7100.0	123	42514	No
31	GOM_NL__2PRFIN20100418_025959_000000442088_00376_42514_5075.N1	18-APR-2010 02:59:59	Straylight	44.000	78	Alp Lup	2.3040	28000.	88	42514	No
32	GOM_NL__2PRFIN20100418_030135_000000462088_00376_42514_5076.N1	18-APR-2010 03:01:35	Straylight	45.500	81	Eta Cen	2.3560	28000.	91	42514	No
33	GOM_NL__2PRFIN20100418_030354_000000472088_00376_42514_5077.N1	18-APR-2010 03:03:54	Straylight	47.000	54	5The Cen	2.0550	4500.0	94	42514	No
34	GOM_NL__2PRFIN20100418_030832_000000442088_00376_42514_5078.N1	18-APR-2010 03:08:32	Tw_i_and_stray	43.500	169	46Gam Hya	2.9910	4700.0	87	42514	No
35	GOM_NL__2PRFIN20100418_031207_000000432088_00376_42514_5079.N1	18-APR-2010 03:12:07	Bright	42.500	15	67Alp Vir	0.97600	28000.	85	42514	No
36	GOM_NL__2PRFIN20100418_031509_000000382088_00376_42514_5080.N1	18-APR-2010 03:15:09	Bright	38.000	121	29Gam Vir	2.7400	7200.0	76	42514	No
37	GOM_NL__2PRFIN20100418_031851_000000392088_00376_42514_5081.N1	18-APR-2010 03:18:51	Bright	38.500	138	47Eps Vir	2.8280	4700.0	77	42514	No
38	GOM_NL__2PRFIN20100418_032202_000000462088_00376_42514_5082.N1	18-APR-2010 03:22:02	Bright	46.000	111	8Eta Boo	2.6800	6000.0	92	42514	No
39	GOM_NL__2PRFIN20100418_032653_000000392088_00376_42514_5083.N1	18-APR-2010 03:26:53	Bright	38.500	152	12Alp2CVn	2.8900	11000.	77	42514	No
40	GOM_NL__2PRFIN20100418_033106_000000422088_00376_42514_5084.N1	18-APR-2010 03:31:06	Bright	42.000	39	85Eta UMa	1.8540	24000.	84	42514	No
41	GOM_NL__2PRFIN20100418_033816_000000402088_00376_42514_5085.N1	18-APR-2010 03:38:16	Bright	40.000	60	7Bet UMi	2.0810	3950.0	80	42514	No
42	GOM_NL__2PRFIN20100418_034826_000000422088_00376_42514_5086.N1	18-APR-2010 03:48:26	Bright	41.500	89	5Alp Cep	2.4510	8000.0	83	42514	No

43	GOM_NL__2PRFIN20100418_035342_000000512088_00376_42514_5087.N1	18-APR-2010 03:53:42	Bright	51.000	19	50Alp Cyg	1.2460	10500.	102	42514	No
44	GOM_NL__2PRFIN20100418_035832_000000542088_00376_42514_5088.N1	18-APR-2010 03:58:32	Bright	54.000	164	44Eta Peg	2.9480	5400.0	108	42514	No
45	GOM_NL__2PRFIN20100418_040547_000000522088_00376_42514_5089.N1	18-APR-2010 04:05:47	Dark	51.500	61	8Eps Peg	2.1000	3900.0	103	42514	No
46	GOM_NL__2PRFIN20100418_040815_000000452088_00376_42514_5090.N1	18-APR-2010 04:08:15	Dark	44.500	162	34Alp Aqr	2.9440	5350.0	89	42514	No
47	GOM_NL__2PRFIN20100418_041100_000000472088_00376_42514_5091.N1	18-APR-2010 04:11:00	Dark	46.500	154	22Bet Aqr	2.8990	5700.0	93	42514	No
48	GOM_NL__2PRFIN20100418_041321_000000432088_00376_42514_5092.N1	18-APR-2010 04:13:21	Dark	43.000	142	49Del Cap	2.8500	8900.0	86	42514	No
49	GOM_NL__2PRFIN20100418_043353_000000542088_00377_42515_5082.N1	18-APR-2010 04:33:53	Dark	53.500	40	The Sco	1.8590	7100.0	107	42515	No
50	GOM_NL__2PRFIN20100418_044036_000000432088_00377_42515_5083.N1	18-APR-2010 04:40:36	Straylight	43.000	78	Alp Lup	2.3040	28000.	86	42515	No
51	GOM_NL__2PRFIN20100418_044211_000000422088_00377_42515_5084.N1	18-APR-2010 04:42:11	Straylight	41.500	81	Eta Cen	2.3560	28000.	83	42515	No
52	GOM_NL__2PRFIN20100418_044430_000000452088_00377_42515_5085.N1	18-APR-2010 04:44:30	Straylight	44.500	54	5The Cen	2.0550	4500.0	89	42515	No
53	GOM_NL__2PRFIN20100418_044908_000000432088_00377_42515_5086.N1	18-APR-2010 04:49:08	Tw_i_and_stray	42.500	169	46Gam Hya	2.9910	4700.0	85	42515	No
54	GOM_NL__2PRFIN20100418_045242_000000492088_00377_42515_5087.N1	18-APR-2010 04:52:42	Bright	48.500	15	67Alp Vir	0.97600	28000.	97	42515	No
55	GOM_NL__2PRFIN20100418_045545_000000392088_00377_42515_5088.N1	18-APR-2010 04:55:45	Bright	38.500	121	29Gam Vir	2.7400	7200.0	77	42515	No
56	GOM_NL__2PRFIN20100418_045927_000000392088_00377_42515_5089.N1	18-APR-2010 04:59:27	Bright	39.000	138	47Eps Vir	2.8280	4700.0	78	42515	No
57	GOM_NL__2PRFIN20100418_050238_000000462088_00377_42515_5090.N1	18-APR-2010 05:02:38	Bright	46.000	111	8Eta Boo	2.6800	6000.0	92	42515	No
58	GOM_NL__2PRFIN20100418_050729_000000392088_00377_42515_5091.N1	18-APR-2010 05:07:29	Bright	38.500	152	12Alp2CVn	2.8900	11000.	77	42515	No
59	GOM_NL__2PRFIN20100418_051141_000000432088_00377_42515_5092.N1	18-APR-2010 05:11:41	Bright	42.500	39	85Eta UMa	1.8540	24000.	85	42515	No
60	GOM_NL__2PRFIN20100418_051852_000000402088_00377_42515_5093.N1	18-APR-2010 05:18:52	Bright	39.500	60	7Bet UMi	2.0810	3950.0	79	42515	No
61	GOM_NL__2PRFIN20100418_052901_000000412088_00377_42515_5094.N1	18-APR-2010 05:29:01	Bright	40.500	89	5Alp Cep	2.4510	8000.0	81	42515	No
62	GOM_NL__2PRFIN20100418_053418_000000512088_00377_42515_5095.N1	18-APR-2010 05:34:18	Bright	50.500	19	50Alp Cyg	1.2460	10500.	101	42515	No
63	GOM_NL__2PRFIN20100418_053908_000000392088_00377_42515_5096.N1	18-APR-2010 05:39:08	Bright	38.500	164	44Eta Peg	2.9480	5400.0	77	42515	No
64	GOM_NL__2PRFIN20100418_054624_000000502088_00377_42515_5097.N1	18-APR-2010 05:46:24	Dark	50.000	61	8Eps Peg	2.1000	3900.0	100	42515	No
65	GOM_NL__2PRFIN20100418_054851_000000442088_00377_42515_5098.N1	18-APR-2010 05:48:51	Dark	43.500	162	34Alp Aqr	2.9440	5350.0	87	42515	No
66	GOM_NL__2PRFIN20100418_055137_000000472088_00377_42515_5099.N1	18-APR-2010 05:51:37	Dark	46.500	154	22Bet Aqr	2.8990	5700.0	93	42515	No
67	GOM_NL__2PRFIN20100418_055357_000000452088_00377_42515_5100.N1	18-APR-2010 05:53:57	Dark	45.000	142	49Del Cap	2.8500	8900.0	90	42515	No
68	GOM_NL__2PRFIN20100418_061430_000000572088_00378_42516_5090.N1	18-APR-2010 06:14:30	Dark	56.500	40	The Sco	1.8590	7100.0	113	42516	No
69	GOM_NL__2PRFIN20100418_062112_000000422088_00378_42516_5091.N1	18-APR-2010 06:21:12	Straylight	42.000	78	Alp Lup	2.3040	28000.	84	42516	No
70	GOM_NL__2PRFIN20100418_062247_000000442088_00378_42516_5092.N1	18-APR-2010 06:22:47	Straylight	44.000	81	Eta Cen	2.3560	28000.	88	42516	No
71	GOM_NL__2PRFIN20100418_062507_000000472088_00378_42516_5093.N1	18-APR-2010 06:25:07	Straylight	47.000	54	5The Cen	2.0550	4500.0	94	42516	No
72	GOM_NL__2PRFIN20100418_062944_000000452088_00378_42516_5094.N1	18-APR-2010 06:29:44	Tw_i_and_stray	44.500	169	46Gam Hya	2.9910	4700.0	89	42516	No
73	GOM_NL__2PRFIN20100418_063318_000000432088_00378_42516_5095.N1	18-APR-2010 06:33:18	Bright	42.500	15	67Alp Vir	0.97600	28000.	85	42516	No
74	GOM_NL__2PRFIN20100418_063621_000000392088_00378_42516_5096.N1	18-APR-2010 06:36:21	Bright	39.000	121	29Gam Vir	2.7400	7200.0	78	42516	No
75	GOM_NL__2PRFIN20100418_064002_000000412088_00378_42516_5097.N1	18-APR-2010 06:40:02	Bright	41.000	138	47Eps Vir	2.8280	4700.0	82	42516	No
76	GOM_NL__2PRFIN20100418_064314_000000452088_00378_42516_5098.N1	18-APR-2010 06:43:14	Bright	44.500	111	8Eta Boo	2.6800	6000.0	89	42516	No
77	GOM_NL__2PRFIN20100418_064805_000000372088_00378_42516_5099.N1	18-APR-2010 06:48:05	Bright	36.500	152	12Alp2CVn	2.8900	11000.	73	42516	No
78	GOM_NL__2PRFIN20100418_065217_000000402088_00378_42516_5100.N1	18-APR-2010 06:52:17	Bright	40.000	39	85Eta UMa	1.8540	24000.	80	42516	No
79	GOM_NL__2PRFIN20100418_065928_000000392088_00378_42516_5101.N1	18-APR-2010 06:59:28	Bright	38.500	60	7Bet UMi	2.0810	3950.0	77	42516	No
80	GOM_NL__2PRFIN20100418_070937_000000412088_00378_42516_5102.N1	18-APR-2010 07:09:37	Bright	40.500	89	5Alp Cep	2.4510	8000.0	81	42516	No
81	GOM_NL__2PRFIN20100418_071454_000000522088_00378_42516_5103.N1	18-APR-2010 07:14:54	Bright	51.500	19	50Alp Cyg	1.2460	10500.	103	42516	No
82	GOM_NL__2PRFIN20100418_071944_000000392088_00378_42516_5104.N1	18-APR-2010 07:19:44	Bright	39.000	164	44Eta Peg	2.9480	5400.0	78	42516	No
83	GOM_NL__2PRFIN20100418_072700_000000542088_00378_42516_5105.N1	18-APR-2010 07:27:00	Dark	54.000	61	8Eps Peg	2.1000	3900.0	108	42516	No
84	GOM_NL__2PRFIN20100418_072928_000000452088_00378_42516_5106.N1	18-APR-2010 07:29:28	Dark	45.000	162	34Alp Aqr	2.9440	5350.0	90	42516	No
85	GOM_NL__2PRFIN20100418_073213_000000482088_00378_42516_5107.N1	18-APR-2010 07:32:13	Dark	48.000	154	22Bet Aqr	2.8990	5700.0	96	42516	No
86	GOM_NL__2PRFIN20100418_073434_000000452088_00378_42516_5108.N1	18-APR-2010 07:34:34	Dark	44.500	142	49Del Cap	2.8500	8900.0	89	42516	No
87	GOM_NL__2PRFIN20100418_075507_000000542088_00379_42517_5098.N1	18-APR-2010 07:55:07	Dark	54.000	40	The Sco	1.8590	7100.0	108	42517	No
88	GOM_NL__2PRFIN20100418_080149_000000432088_00379_42517_5099.N1	18-APR-2010 08:01:49	Straylight	42.500	78	Alp Lup	2.3040	28000.	85	42517	No
89	GOM_NL__2PRFIN20100418_080324_000000452088_00379_42517_5100.N1	18-APR-2010 08:03:24	Straylight	45.000	81	Eta Cen	2.3560	28000.	90	42517	No
90	GOM_NL__2PRFIN20100418_080543_000000512088_00379_42517_5101.N1	18-APR-2010 08:05:43	Straylight	50.500	54	5The Cen	2.0550	4500.0	101	42517	No
91	GOM_NL__2PRFIN20100418_081020_000000412088_00379_42517_5102.N1	18-APR-2010 08:10:20	Tw_i_and_stray	41.000	169	46Gam Hya	2.9910	4700.0	82	42517	No
92	GOM_NL__2PRFIN20100418_081355_000000422088_00379_42517_5103.N1	18-APR-2010 08:13:55	Bright	42.000	15	67Alp Vir	0.97600	28000.	84	42517	No
93	GOM_NL__2PRFIN20100418_081657_000000382088_00379_42517_5104.N1	18-APR-2010 08:16:57	Bright	38.000	121	29Gam Vir	2.7400	7200.0	76	42517	No
94	GOM_NL__2PRFIN20100418_082038_000000402088_00379_42517_5105.N1	18-APR-2010 08:20:38	Bright	39.500	138	47Eps Vir	2.8280	4700.0	79	42517	No
95	GOM_NL__2PRFIN20100418_082349_000000462088_00379_42517_5106.N1	18-APR-2010 08:23:49	Bright	46.000	111	8Eta Boo	2.6800	6000.0	92	42517	No
96	GOM_NL__2PRFIN20100418_082841_000000392088_00379_42517_5107.N1	18-APR-2010 08:28:41	Bright	38.500	152	12Alp2CVn	2.8900	11000.	77	42517	No
97	GOM_NL__2PRFIN20100418_083252_000000402088_00379_42517_5108.N1	18-APR-2010 08:32:52	Bright	40.000	39	85Eta UMa	1.8540	24000.	80	42517	No
98	GOM_NL__2PRFIN20100418_084003_000000562088_00379_42517_5109.N1	18-APR-2010 08:40:03	Bright	56.000	60	7Bet UMi	2.0810	3950.0	112	42517	No
99	GOM_NL__2PRFIN20100418_085013_000000412088_00379_42517_5110.N1	18-APR-2010 08:50:13	Bright	41.000	89	5Alp Cep	2.4510	8000.0	82	42517	No
100	GOM_NL__2PRFIN20100418_085529_000000542088_00379_42517_5111.N1	18-APR-2010 08:55:29	Bright	53.500	19	50Alp Cyg	1.2460	10500.	107	42517	No
101	GOM_NL__2PRFIN20100418_090020_000000382088_00379_42517_5112.N1	18-APR-2010 09:00:20	Bright	38.000	164	44Eta Peg	2.9480	5400.0	76	42517	No

102	GOM_NL__2PRFIN20100418_090737_000000542088_00379_42517_5113.N1	18-APR-2010 09:07:37	Dark	54.000	61	8Eps Peg	2.1000	3900.0	108	42517	No
103	GOM_NL__2PRFIN20100418_091004_000000482088_00379_42517_5114.N1	18-APR-2010 09:10:04	Dark	47.500	162	34Alp Aqr	2.9440	5350.0	95	42517	No
104	GOM_NL__2PRFIN20100418_091250_000000492088_00379_42517_5115.N1	18-APR-2010 09:12:50	Dark	48.500	154	22Bet Aqr	2.8990	5700.0	97	42517	No
105	GOM_NL__2PRFIN20100418_091511_000000462088_00379_42517_5116.N1	18-APR-2010 09:15:11	Dark	45.500	142	49Del Cap	2.8500	8900.0	91	42517	No
106	GOM_NL__2PRFIN20100418_093544_000000582088_00380_42518_5106.N1	18-APR-2010 09:35:44	Dark	57.500	40	The Sco	1.8590	7100.0	115	42518	No
107	GOM_NL__2PRFIN20100418_094225_000000412088_00380_42518_5107.N1	18-APR-2010 09:42:25	Straylight	41.000	78	Alp Lup	2.3040	28000.	82	42518	No
108	GOM_NL__2PRFIN20100418_094400_000000442088_00380_42518_5108.N1	18-APR-2010 09:44:00	Straylight	44.000	81	Eta Cen	2.3560	28000.	88	42518	No
109	GOM_NL__2PRFIN20100418_094619_000000492088_00380_42518_5109.N1	18-APR-2010 09:46:19	Straylight	49.000	54	5The Cen	2.0550	4500.0	98	42518	No
110	GOM_NL__2PRFIN20100418_095057_000000432088_00380_42518_5110.N1	18-APR-2010 09:50:57	Tw_i_and_stray	43.000	169	46Gam Hya	2.9910	4700.0	86	42518	No
111	GOM_NL__2PRFIN20100418_095430_000000432088_00380_42518_5111.N1	18-APR-2010 09:54:30	Bright	42.500	15	67Alp Vir	0.97600	28000.	85	42518	No
112	GOM_NL__2PRFIN20100418_095733_000000382088_00380_42518_5112.N1	18-APR-2010 09:57:33	Bright	38.000	121	29Gam Vir	2.7400	7200.0	76	42518	No
113	GOM_NL__2PRFIN20100418_100114_000000402088_00380_42518_5113.N1	18-APR-2010 10:01:14	Bright	39.500	138	47Eps Vir	2.8280	4700.0	79	42518	No
114	GOM_NL__2PRFIN20100418_100425_000000452088_00380_42518_5114.N1	18-APR-2010 10:04:25	Bright	44.500	111	8Eta Boo	2.6800	6000.0	89	42518	No
115	GOM_NL__2PRFIN20100418_100916_000000372088_00380_42518_5115.N1	18-APR-2010 10:09:16	Bright	36.500	152	12Alp2CVn	2.8900	11000.	73	42518	No
116	GOM_NL__2PRFIN20100418_101328_000000442088_00380_42518_5116.N1	18-APR-2010 10:13:28	Bright	44.000	39	85Eta UMa	1.8540	24000.	88	42518	No
117	GOM_NL__2PRFIN20100418_102039_000000392088_00380_42518_5117.N1	18-APR-2010 10:20:39	Bright	39.000	60	7Bet UMi	2.0810	3950.0	78	42518	No
118	GOM_NL__2PRFIN20100418_103049_000000372088_00380_42518_5118.N1	18-APR-2010 10:30:49	Bright	37.000	89	5Alp Cep	2.4510	8000.0	74	42518	No
119	GOM_NL__2PRFIN20100418_103605_000000682088_00380_42518_5119.N1	18-APR-2010 10:36:05	Bright	67.500	19	50Alp Cyg	1.2460	10500.	135	42518	No
120	GOM_NL__2PRFIN20100418_104056_000000392088_00380_42518_5120.N1	18-APR-2010 10:40:56	Bright	38.500	164	44Eta Peg	2.9480	5400.0	77	42518	No
121	GOM_NL__2PRFIN20100418_104813_000000492088_00380_42518_5121.N1	18-APR-2010 10:48:13	Dark	49.000	61	8Eps Peg	2.1000	3900.0	98	42518	No
122	GOM_NL__2PRFIN20100418_105040_000000442088_00380_42518_5122.N1	18-APR-2010 10:50:40	Dark	44.000	162	34Alp Aqr	2.9440	5350.0	88	42518	No
123	GOM_NL__2PRFIN20100418_105326_000000512088_00380_42518_5123.N1	18-APR-2010 10:53:26	Dark	50.500	154	22Bet Aqr	2.8990	5700.0	101	42518	No
124	GOM_NL__2PRFIN20100418_105547_000000442088_00380_42518_5124.N1	18-APR-2010 10:55:47	Dark	44.000	142	49Del Cap	2.8500	8900.0	88	42518	No
125	GOM_NL__2PRFIN20100418_111621_000000542088_00381_42519_5114.N1	18-APR-2010 11:16:21	Dark	53.500	40	The Sco	1.8590	7100.0	107	42519	No
126	GOM_NL__2PRFIN20100418_112301_000000432088_00381_42519_5115.N1	18-APR-2010 11:23:01	Straylight	43.000	78	Alp Lup	2.3040	28000.	86	42519	No
127	GOM_NL__2PRFIN20100418_112436_000000432088_00381_42519_5116.N1	18-APR-2010 11:24:36	Straylight	43.000	81	Eta Cen	2.3560	28000.	86	42519	No
128	GOM_NL__2PRFIN20100418_112655_000000472088_00381_42519_5117.N1	18-APR-2010 11:26:55	Straylight	46.500	54	5The Cen	2.0550	4500.0	93	42519	No
129	GOM_NL__2PRFIN20100418_113133_000000442088_00381_42519_5118.N1	18-APR-2010 11:31:33	Tw_i_and_stray	44.000	169	46Gam Hya	2.9910	4700.0	88	42519	No
130	GOM_NL__2PRFIN20100418_113506_000000452088_00381_42519_5119.N1	18-APR-2010 11:35:06	Bright	44.500	15	67Alp Vir	0.97600	28000.	89	42519	No
131	GOM_NL__2PRFIN20100418_113809_000000382088_00381_42519_5120.N1	18-APR-2010 11:38:09	Bright	38.000	121	29Gam Vir	2.7400	7200.0	76	42519	No
132	GOM_NL__2PRFIN20100418_114150_000000562088_00381_42519_5121.N1	18-APR-2010 11:41:50	Bright	56.000	138	47Eps Vir	2.8280	4700.0	112	42519	No
133	GOM_NL__2PRFIN20100418_114500_000000452088_00381_42519_5122.N1	18-APR-2010 11:45:00	Bright	44.500	111	8Eta Boo	2.6800	6000.0	89	42519	No
134	GOM_NL__2PRFIN20100418_114952_000000432088_00381_42519_5123.N1	18-APR-2010 11:49:52	Bright	43.000	152	12Alp2CVn	2.8900	11000.	86	42519	No
135	GOM_NL__2PRFIN20100418_115403_000000422088_00381_42519_5124.N1	18-APR-2010 11:54:03	Bright	42.000	39	85Eta UMa	1.8540	24000.	84	42519	No
136	GOM_NL__2PRFIN20100418_120114_000000412088_00381_42519_5125.N1	18-APR-2010 12:01:14	Bright	40.500	60	7Bet UMi	2.0810	3950.0	81	42519	No
137	GOM_NL__2PRFIN20100418_121124_000000392088_00381_42519_5126.N1	18-APR-2010 12:11:24	Bright	39.000	89	5Alp Cep	2.4510	8000.0	78	42519	No
138	GOM_NL__2PRFIN20100418_121641_000000502088_00381_42519_5127.N1	18-APR-2010 12:16:41	Bright	49.500	19	50Alp Cyg	1.2460	10500.	99	42519	No
139	GOM_NL__2PRFIN20100418_122132_000000382088_00381_42519_5128.N1	18-APR-2010 12:21:32	Bright	38.000	164	44Eta Peg	2.9480	5400.0	76	42519	No
140	GOM_NL__2PRFIN20100418_122849_000000512088_00381_42519_5129.N1	18-APR-2010 12:28:49	Dark	50.500	61	8Eps Peg	2.1000	3900.0	101	42519	No
141	GOM_NL__2PRFIN20100418_123117_000000472088_00381_42519_5130.N1	18-APR-2010 12:31:17	Dark	46.500	162	34Alp Aqr	2.9440	5350.0	93	42519	No
142	GOM_NL__2PRFIN20100418_123403_000000502088_00381_42519_5131.N1	18-APR-2010 12:34:03	Dark	50.000	154	22Bet Aqr	2.8990	5700.0	100	42519	No
143	GOM_NL__2PRFIN20100418_123623_000000482088_00381_42519_5132.N1	18-APR-2010 12:36:23	Dark	47.500	142	49Del Cap	2.8500	8900.0	95	42519	No
144	GOM_NL__2PRFIN20100418_125658_000000532088_00382_42520_5122.N1	18-APR-2010 12:56:58	Dark	52.500	40	The Sco	1.8590	7100.0	105	42520	No
145	GOM_NL__2PRFIN20100418_130338_000000412088_00382_42520_5123.N1	18-APR-2010 13:03:38	Straylight	40.500	78	Alp Lup	2.3040	28000.	81	42520	No
146	GOM_NL__2PRFIN20100418_130513_000000452088_00382_42520_5124.N1	18-APR-2010 13:05:13	Straylight	44.500	81	Eta Cen	2.3560	28000.	89	42520	No
147	GOM_NL__2PRFIN20100418_130732_000000482088_00382_42520_5125.N1	18-APR-2010 13:07:32	Straylight	48.000	54	5The Cen	2.0550	4500.0	96	42520	No
148	GOM_NL__2PRFIN20100418_131209_000000432088_00382_42520_5126.N1	18-APR-2010 13:12:09	Tw_i_and_stray	42.500	169	46Gam Hya	2.9910	4700.0	85	42520	No
149	GOM_NL__2PRFIN20100418_131542_000000412088_00382_42520_5127.N1	18-APR-2010 13:15:42	Bright	41.000	15	67Alp Vir	0.97600	28000.	82	42520	No
150	GOM_NL__2PRFIN20100418_131845_000000382088_00382_42520_5128.N1	18-APR-2010 13:18:45	Bright	38.000	121	29Gam Vir	2.7400	7200.0	76	42520	No
151	GOM_NL__2PRFIN20100418_132226_000000392088_00382_42520_5129.N1	18-APR-2010 13:22:26	Bright	38.500	138	47Eps Vir	2.8280	4700.0	77	42520	No
152	GOM_NL__2PRFIN20100418_132535_000000462088_00382_42520_5130.N1	18-APR-2010 13:25:35	Bright	46.000	111	8Eta Boo	2.6800	6000.0	92	42520	No
153	GOM_NL__2PRFIN20100418_133028_000000372088_00382_42520_5131.N1	18-APR-2010 13:30:28	Bright	37.000	152	12Alp2CVn	2.8900	11000.	74	42520	No
154	GOM_NL__2PRFIN20100418_133439_000000412088_00382_42520_5132.N1	18-APR-2010 13:34:39	Bright	41.000	39	85Eta UMa	1.8540	24000.	82	42520	No
155	GOM_NL__2PRFIN20100418_134150_000000372088_00382_42520_5133.N1	18-APR-2010 13:41:50	Bright	37.000	60	7Bet UMi	2.0810	3950.0	74	42520	No
156	GOM_NL__2PRFIN20100418_135200_000000412088_00382_42520_5134.N1	18-APR-2010 13:52:00	Bright	40.500	89	5Alp Cep	2.4510	8000.0	81	42520	No
157	GOM_NL__2PRFIN20100418_135716_000000532088_00382_42520_5135.N1	18-APR-2010 13:57:16	Bright	53.000	19	50Alp Cyg	1.2460	10500.	106	42520	No
158	GOM_NL__2PRFIN20100418_140208_000000382088_00382_42520_5136.N1	18-APR-2010 14:02:08	Bright	38.000	164	44Eta Peg	2.9480	5400.0	76	42520	No
159	GOM_NL__2PRFIN20100418_140926_000000502088_00382_42520_5137.N1	18-APR-2010 14:09:26	Dark	49.500	61	8Eps Peg	2.1000	3900.0	99	42520	No
160	GOM_NL__2PRFIN20100418_141154_000000452088_00382_42520_5138.N1	18-APR-2010 14:11:54	Dark	45.000	162	34Alp Aqr	2.9440	5350.0	90	42520	No

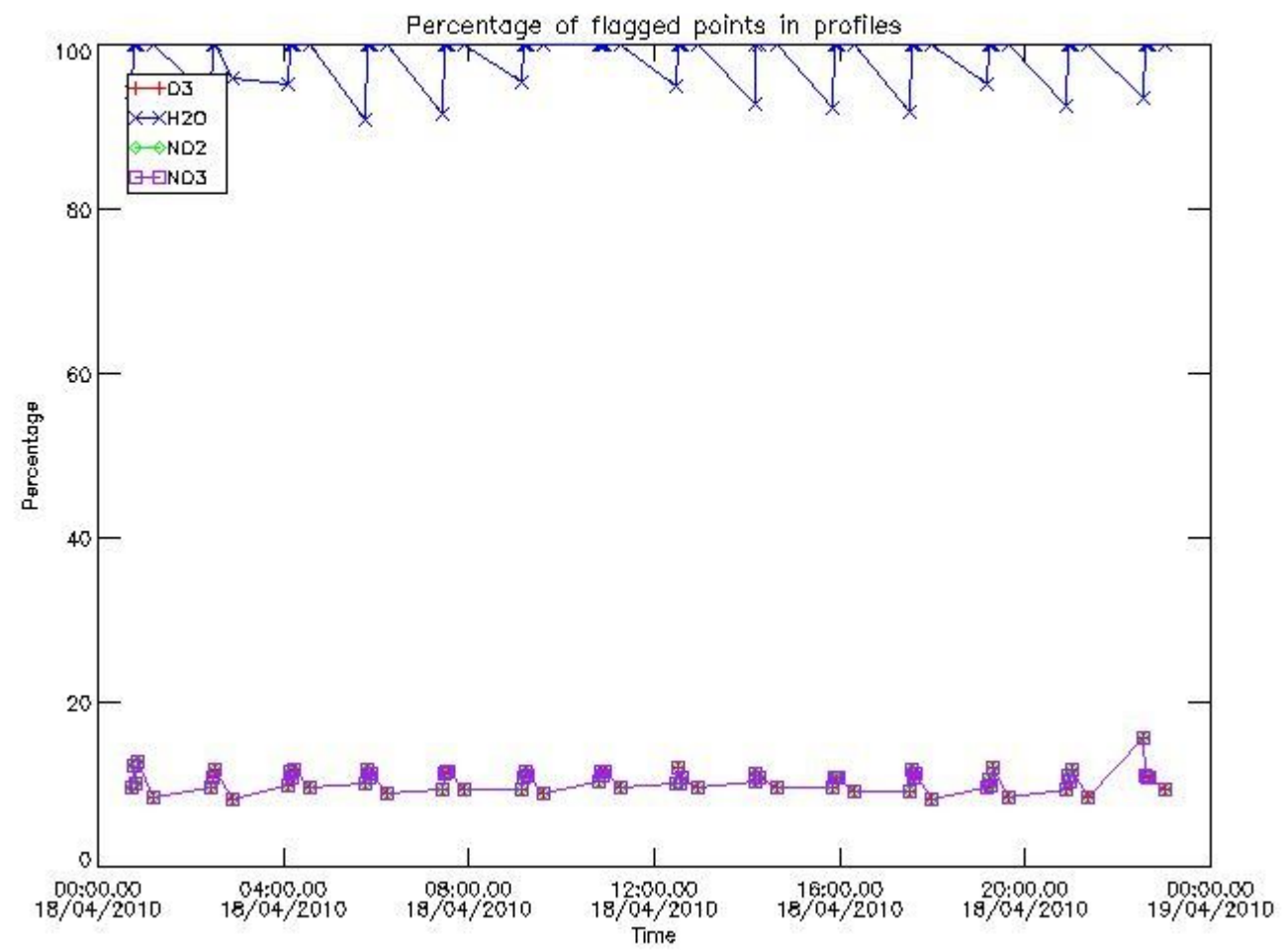
161	GOM_NL__2PRFIN20100418_141440_000000522088_00382_42520_5139.N1	18-APR-2010 14:14:40	Dark	52.000	154	22Bet Aqr	2.8990	5700.0	104	42520	No
162	GOM_NL__2PRFIN20100418_141700_000000472088_00382_42520_5140.N1	18-APR-2010 14:17:00	Dark	47.000	142	49Del Cap	2.8500	8900.0	94	42520	No
163	GOM_NL__2PRFIN20100418_143735_000000542088_00383_42521_5130.N1	18-APR-2010 14:37:35	Dark	53.500	40	The Sco	1.8590	7100.0	107	42521	No
164	GOM_NL__2PRFIN20100418_144414_000000422088_00383_42521_5131.N1	18-APR-2010 14:44:14	Straylight	42.000	78	Alp Lup	2.3040	28000.	84	42521	No
165	GOM_NL__2PRFIN20100418_144549_000000442088_00383_42521_5132.N1	18-APR-2010 14:45:49	Straylight	43.500	81	Eta Cen	2.3560	28000.	87	42521	No
166	GOM_NL__2PRFIN20100418_144808_000000482088_00383_42521_5133.N1	18-APR-2010 14:48:08	Straylight	48.000	54	5The Cen	2.0550	4500.0	96	42521	No
167	GOM_NL__2PRFIN20100418_145245_000000432088_00383_42521_5134.N1	18-APR-2010 14:52:45	Tw_i_and_stray	43.000	169	46Gam Hya	2.9910	4700.0	86	42521	No
168	GOM_NL__2PRFIN20100418_145619_000000462088_00383_42521_5135.N1	18-APR-2010 14:56:19	Bright	46.000	15	67Alp Vir	0.97600	28000.	92	42521	No
169	GOM_NL__2PRFIN20100418_145921_000000392088_00383_42521_5136.N1	18-APR-2010 14:59:21	Bright	38.500	121	29Gam Vir	2.7400	7200.0	77	42521	No
170	GOM_NL__2PRFIN20100418_150301_000000392088_00383_42521_5137.N1	18-APR-2010 15:03:01	Bright	38.500	138	47Eps Vir	2.8280	4700.0	77	42521	No
171	GOM_NL__2PRFIN20100418_150611_000000452088_00383_42521_5138.N1	18-APR-2010 15:06:11	Bright	44.500	111	8Eta Boo	2.6800	6000.0	89	42521	No
172	GOM_NL__2PRFIN20100418_151104_000000392088_00383_42521_5139.N1	18-APR-2010 15:11:04	Bright	39.000	152	12Alp2CVn	2.8900	11000.	78	42521	No
173	GOM_NL__2PRFIN20100418_151514_000000602088_00383_42521_5140.N1	18-APR-2010 15:15:14	Bright	60.000	39	85Eta UMa	1.8540	24000.	120	42521	No
174	GOM_NL__2PRFIN20100418_152226_000000412088_00383_42521_5141.N1	18-APR-2010 15:22:26	Bright	40.500	60	7Bet UMi	2.0810	3950.0	81	42521	No
175	GOM_NL__2PRFIN20100418_153235_000000422088_00383_42521_5142.N1	18-APR-2010 15:32:35	Bright	41.500	89	5Alp Cep	2.4510	8000.0	83	42521	No
176	GOM_NL__2PRFIN20100418_153752_000000502088_00383_42521_5143.N1	18-APR-2010 15:37:52	Bright	50.000	19	50Alp Cyg	1.2460	10500.	100	42521	No
177	GOM_NL__2PRFIN20100418_154245_000000382088_00383_42521_5144.N1	18-APR-2010 15:42:45	Bright	38.000	164	44Eta Peg	2.9480	5400.0	76	42521	No
178	GOM_NL__2PRFIN20100418_155002_000000532088_00383_42521_5145.N1	18-APR-2010 15:50:02	Dark	52.500	61	8Eps Peg	2.1000	3900.0	105	42521	No
179	GOM_NL__2PRFIN20100418_155230_000000482088_00383_42521_5146.N1	18-APR-2010 15:52:30	Dark	47.500	162	34Alp Aqr	2.9440	5350.0	95	42521	No
180	GOM_NL__2PRFIN20100418_155517_000000472088_00383_42521_5147.N1	18-APR-2010 15:55:17	Dark	46.500	154	22Bet Aqr	2.8990	5700.0	93	42521	No
181	GOM_NL__2PRFIN20100418_155737_000000472088_00383_42521_5148.N1	18-APR-2010 15:57:37	Dark	46.500	142	49Del Cap	2.8500	8900.0	93	42521	No
182	GOM_NL__2PRFIN20100418_161812_000000552088_00384_42522_5138.N1	18-APR-2010 16:18:12	Dark	55.000	40	The Sco	1.8590	7100.0	110	42522	No
183	GOM_NL__2PRFIN20100418_162450_000000432088_00384_42522_5139.N1	18-APR-2010 16:24:50	Straylight	43.000	78	Alp Lup	2.3040	28000.	86	42522	No
184	GOM_NL__2PRFIN20100418_162625_000000452088_00384_42522_5140.N1	18-APR-2010 16:26:25	Straylight	45.000	81	Eta Cen	2.3560	28000.	90	42522	No
185	GOM_NL__2PRFIN20100418_162844_000000462088_00384_42522_5141.N1	18-APR-2010 16:28:44	Straylight	45.500	54	5The Cen	2.0550	4500.0	91	42522	No
186	GOM_NL__2PRFIN20100418_163321_000000442088_00384_42522_5142.N1	18-APR-2010 16:33:21	Tw_i_and_stray	43.500	169	46Gam Hya	2.9910	4700.0	87	42522	No
187	GOM_NL__2PRFIN20100418_163654_000000442088_00384_42522_5143.N1	18-APR-2010 16:36:54	Bright	44.000	15	67Alp Vir	0.97600	28000.	88	42522	No
188	GOM_NL__2PRFIN20100418_163957_000000392088_00384_42522_5144.N1	18-APR-2010 16:39:57	Bright	38.500	121	29Gam Vir	2.7400	7200.0	77	42522	No
189	GOM_NL__2PRFIN20100418_164337_000000402088_00384_42522_5145.N1	18-APR-2010 16:43:37	Bright	39.500	138	47Eps Vir	2.8280	4700.0	79	42522	No
190	GOM_NL__2PRFIN20100418_164646_000000452088_00384_42522_5146.N1	18-APR-2010 16:46:46	Bright	45.000	111	8Eta Boo	2.6800	6000.0	90	42522	No
191	GOM_NL__2PRFIN20100418_165139_000000392088_00384_42522_5147.N1	18-APR-2010 16:51:39	Bright	38.500	152	12Alp2CVn	2.8900	11000.	77	42522	No
192	GOM_NL__2PRFIN20100418_165550_000000402088_00384_42522_5148.N1	18-APR-2010 16:55:50	Bright	39.500	39	85Eta UMa	1.8540	24000.	79	42522	No
193	GOM_NL__2PRFIN20100418_170301_000000402088_00384_42522_5149.N1	18-APR-2010 17:03:01	Bright	39.500	60	7Bet UMi	2.0810	3950.0	79	42522	No
194	GOM_NL__2PRFIN20100418_171312_000000402088_00384_42522_5150.N1	18-APR-2010 17:13:12	Bright	39.500	89	5Alp Cep	2.4510	8000.0	79	42522	No
195	GOM_NL__2PRFIN20100418_171828_000000532088_00384_42522_5151.N1	18-APR-2010 17:18:28	Bright	53.000	19	50Alp Cyg	1.2460	10500.	106	42522	No
196	GOM_NL__2PRFIN20100418_172321_000000362088_00384_42522_5152.N1	18-APR-2010 17:23:21	Bright	35.500	164	44Eta Peg	2.9480	5400.0	71	42522	No
197	GOM_NL__2PRFIN20100418_173038_000000562088_00384_42522_5153.N1	18-APR-2010 17:30:38	Dark	56.000	61	8Eps Peg	2.1000	3900.0	112	42522	No
198	GOM_NL__2PRFIN20100418_173306_000000442088_00384_42522_5154.N1	18-APR-2010 17:33:06	Dark	43.500	162	34Alp Aqr	2.9440	5350.0	87	42522	No
199	GOM_NL__2PRFIN20100418_173553_000000472088_00384_42522_5155.N1	18-APR-2010 17:35:53	Dark	46.500	154	22Bet Aqr	2.8990	5700.0	93	42522	No
200	GOM_NL__2PRFIN20100418_173813_000000452088_00384_42522_5156.N1	18-APR-2010 17:38:13	Dark	45.000	142	49Del Cap	2.8500	8900.0	90	42522	No
201	GOM_NL__2PRFIN20100418_175849_000000632088_00385_42523_5146.N1	18-APR-2010 17:58:49	Dark	63.000	40	The Sco	1.8590	7100.0	126	42523	No
202	GOM_NL__2PRFIN20100418_180527_000000422088_00385_42523_5147.N1	18-APR-2010 18:05:27	Straylight	42.000	78	Alp Lup	2.3040	28000.	84	42523	No
203	GOM_NL__2PRFIN20100418_180702_000000472088_00385_42523_5148.N1	18-APR-2010 18:07:02	Straylight	46.500	81	Eta Cen	2.3560	28000.	93	42523	No
204	GOM_NL__2PRFIN20100418_180921_000000432088_00385_42523_5149.N1	18-APR-2010 18:09:21	Straylight	43.000	54	5The Cen	2.0550	4500.0	86	42523	No
205	GOM_NL__2PRFIN20100418_181357_000000442088_00385_42523_5150.N1	18-APR-2010 18:13:57	Tw_i_and_stray	43.500	169	46Gam Hya	2.9910	4700.0	87	42523	No
206	GOM_NL__2PRFIN20100418_181731_000000472088_00385_42523_5151.N1	18-APR-2010 18:17:31	Bright	47.000	15	67Alp Vir	0.97600	28000.	94	42523	No
207	GOM_NL__2PRFIN20100418_182033_000000382088_00385_42523_5152.N1	18-APR-2010 18:20:33	Bright	38.000	121	29Gam Vir	2.7400	7200.0	76	42523	No
208	GOM_NL__2PRFIN20100418_182413_000000392088_00385_42523_5153.N1	18-APR-2010 18:24:13	Bright	38.500	138	47Eps Vir	2.8280	4700.0	77	42523	No
209	GOM_NL__2PRFIN20100418_182722_000000452088_00385_42523_5154.N1	18-APR-2010 18:27:22	Bright	45.000	111	8Eta Boo	2.6800	6000.0	90	42523	No
210	GOM_NL__2PRFIN20100418_183215_000000372088_00385_42523_5155.N1	18-APR-2010 18:32:15	Bright	36.500	152	12Alp2CVn	2.8900	11000.	73	42523	No
211	GOM_NL__2PRFIN20100418_183625_000000442088_00385_42523_5156.N1	18-APR-2010 18:36:25	Bright	43.500	39	85Eta UMa	1.8540	24000.	87	42523	No
212	GOM_NL__2PRFIN20100418_184337_000000402088_00385_42523_5157.N1	18-APR-2010 18:43:37	Bright	40.000	60	7Bet UMi	2.0810	3950.0	80	42523	No
213	GOM_NL__2PRFIN20100418_185347_000000412088_00385_42523_5158.N1	18-APR-2010 18:53:47	Bright	40.500	89	5Alp Cep	2.4510	8000.0	81	42523	No
214	GOM_NL__2PRFIN20100418_185904_000000512088_00385_42523_5159.N1	18-APR-2010 18:59:04	Bright	50.500	19	50Alp Cyg	1.2460	10500.	101	42523	No
215	GOM_NL__2PRFIN20100418_190357_000000392088_00385_42523_5160.N1	18-APR-2010 19:03:57	Bright	38.500	164	44Eta Peg	2.9480	5400.0	77	42523	No
216	GOM_NL__2PRFIN20100418_191115_000000542088_00385_42523_5161.N1	18-APR-2010 19:11:15	Dark	53.500	61	8Eps Peg	2.1000	3900.0	107	42523	No
217	GOM_NL__2PRFIN20100418_191343_000000492088_00385_42523_5162.N1	18-APR-2010 19:13:43	Dark	48.500	162	34Alp Aqr	2.9440	5350.0	97	42523	No
218	GOM_NL__2PRFIN20100418_191629_000000522088_00385_42523_5163.N1	18-APR-2010 19:16:29	Dark	51.500	154	22Bet Aqr	2.8990	5700.0	103	42523	No
219	GOM_NL__2PRFIN20100418_191850_000000422088_00385_42523_5164.N1	18-APR-2010 19:18:50	Dark	42.000	142	49Del Cap	2.8500	8900.0	84	42523	No

220	GOM_NL__2PRFIN20100418_193926_000000602088_00386_42524_5487.N1	18-APR-2010 19:39:26	Dark	59.500	40	The Sco	1.8590	7100.0	119	42524	No
221	GOM_NL__2PRFIN20100418_194603_000000452088_00386_42524_5488.N1	18-APR-2010 19:46:03	Straylight	44.500	78	Alp Lup	2.3040	28000.	89	42524	No
222	GOM_NL__2PRFIN20100418_194738_000000442088_00386_42524_5489.N1	18-APR-2010 19:47:38	Straylight	43.500	81	Eta Cen	2.3560	28000.	87	42524	No
223	GOM_NL__2PRFIN20100418_194957_000000462088_00386_42524_5490.N1	18-APR-2010 19:49:57	Straylight	45.500	54	5The Cen	2.0550	4500.0	91	42524	No
224	GOM_NL__2PRFIN20100418_195433_000000442088_00386_42524_5491.N1	18-APR-2010 19:54:33	Tw_i_and_stray	43.500	169	46Gam Hya	2.9910	4700.0	87	42524	No
225	GOM_NL__2PRFIN20100418_195807_000000432088_00386_42524_5492.N1	18-APR-2010 19:58:07	Bright	43.000	15	67Alp Vir	0.97600	28000.	86	42524	No
226	GOM_NL__2PRFIN20100418_200109_000000372088_00386_42524_5493.N1	18-APR-2010 20:01:09	Bright	36.500	121	29Gam Vir	2.7400	7200.0	73	42524	No
227	GOM_NL__2PRFIN20100418_200449_000000392088_00386_42524_5494.N1	18-APR-2010 20:04:49	Bright	38.500	138	47Eps Vir	2.8280	4700.0	77	42524	No
228	GOM_NL__2PRFIN20100418_200757_000000452088_00386_42524_5495.N1	18-APR-2010 20:07:57	Bright	44.500	111	8Eta Boo	2.6800	6000.0	89	42524	No
229	GOM_NL__2PRFIN20100418_201250_000000402088_00386_42524_5496.N1	18-APR-2010 20:12:50	Bright	39.500	152	12Alp2CVn	2.8900	11000.	79	42524	No
230	GOM_NL__2PRFIN20100418_201701_000000602088_00386_42524_5497.N1	18-APR-2010 20:17:01	Bright	60.000	39	85Eta UMa	1.8540	24000.	120	42524	No
231	GOM_NL__2PRFIN20100418_202413_000000382088_00386_42524_5498.N1	18-APR-2010 20:24:13	Bright	38.000	60	7Bet UMi	2.0810	3950.0	76	42524	No
232	GOM_NL__2PRFIN20100418_203423_000000382088_00386_42524_5499.N1	18-APR-2010 20:34:23	Bright	37.500	89	5Alp Cep	2.4510	8000.0	75	42524	No
233	GOM_NL__2PRFIN20100418_203939_000000532088_00386_42524_5500.N1	18-APR-2010 20:39:39	Bright	52.500	19	50Alp Cyg	1.2460	10500.	105	42524	No
234	GOM_NL__2PRFIN20100418_204433_000000372088_00386_42524_5501.N1	18-APR-2010 20:44:33	Bright	36.500	164	44Eta Peg	2.9480	5400.0	73	42524	No
235	GOM_NL__2PRFIN20100418_205151_000000552088_00386_42524_5502.N1	18-APR-2010 20:51:51	Dark	54.500	61	8Eps Peg	2.1000	3900.0	109	42524	No
236	GOM_NL__2PRFIN20100418_205419_000000462088_00386_42524_5503.N1	18-APR-2010 20:54:19	Dark	45.500	162	34Alp Aqr	2.9440	5350.0	91	42524	No
237	GOM_NL__2PRFIN20100418_205706_000000492088_00386_42524_5504.N1	18-APR-2010 20:57:06	Dark	49.000	154	22Bet Aqr	2.8990	5700.0	98	42524	No
238	GOM_NL__2PRFIN20100418_205927_000000432088_00386_42524_5505.N1	18-APR-2010 20:59:27	Dark	43.000	142	49Del Cap	2.8500	8900.0	86	42524	No
239	GOM_NL__2PRFIN20100418_212003_000000602088_00387_42525_5495.N1	18-APR-2010 21:20:03	Dark	60.000	40	The Sco	1.8590	7100.0	120	42525	No
240	GOM_NL__2PRFIN20100418_212639_000000432088_00387_42525_5496.N1	18-APR-2010 21:26:39	Straylight	42.500	78	Alp Lup	2.3040	28000.	85	42525	No
241	GOM_NL__2PRFIN20100418_212815_000000422088_00387_42525_5497.N1	18-APR-2010 21:28:15	Straylight	41.500	81	Eta Cen	2.3560	28000.	83	42525	No
242	GOM_NL__2PRFIN20100418_213033_000000482088_00387_42525_5498.N1	18-APR-2010 21:30:33	Straylight	47.500	54	5The Cen	2.0550	4500.0	95	42525	No
243	GOM_NL__2PRFIN20100418_213509_000000422088_00387_42525_5499.N1	18-APR-2010 21:35:09	Tw_i_and_stray	42.000	169	46Gam Hya	2.9910	4700.0	84	42525	No
244	GOM_NL__2PRFIN20100418_213842_000000462088_00387_42525_5500.N1	18-APR-2010 21:38:42	Bright	45.500	15	67Alp Vir	0.97600	28000.	91	42525	No
245	GOM_NL__2PRFIN20100418_214145_000000392088_00387_42525_5501.N1	18-APR-2010 21:41:45	Bright	38.500	121	29Gam Vir	2.7400	7200.0	77	42525	No
246	GOM_NL__2PRFIN20100418_214525_000000402088_00387_42525_5502.N1	18-APR-2010 21:45:25	Bright	39.500	138	47Eps Vir	2.8280	4700.0	79	42525	No
247	GOM_NL__2PRFIN20100418_214833_000000452088_00387_42525_5503.N1	18-APR-2010 21:48:33	Bright	45.000	111	8Eta Boo	2.6800	6000.0	90	42525	No
248	GOM_NL__2PRFIN20100418_215326_000000382088_00387_42525_5504.N1	18-APR-2010 21:53:26	Bright	37.500	152	12Alp2CVn	2.8900	11000.	75	42525	No
249	GOM_NL__2PRFIN20100418_215736_000000422088_00387_42525_5505.N1	18-APR-2010 21:57:36	Bright	41.500	39	85Eta UMa	1.8540	24000.	83	42525	No
250	GOM_NL__2PRFIN20100418_220448_000000362088_00387_42525_5506.N1	18-APR-2010 22:04:48	Bright	36.000	60	7Bet UMi	2.0810	3950.0	72	42525	No
251	GOM_NL__2PRFIN20100418_221459_000000402088_00387_42525_5507.N1	18-APR-2010 22:14:59	Bright	40.000	89	5Alp Cep	2.4510	8000.0	80	42525	No
252	GOM_NL__2PRFIN20100418_222015_000000522088_00387_42525_5508.N1	18-APR-2010 22:20:15	Bright	52.000	19	50Alp Cyg	1.2460	10500.	104	42525	No
253	GOM_NL__2PRFIN20100418_222509_000000532088_00387_42525_5509.N1	18-APR-2010 22:25:09	Bright	52.500	164	44Eta Peg	2.9480	5400.0	105	42525	No
254	GOM_NL__2PRFIN20100418_223228_000000552088_00387_42525_5510.N1	18-APR-2010 22:32:28	Dark	55.000	61	8Eps Peg	2.1000	3900.0	110	42525	No
255	GOM_NL__2PRFIN20100418_223456_000000462088_00387_42525_5511.N1	18-APR-2010 22:34:56	Dark	46.000	162	34Alp Aqr	2.9440	5350.0	92	42525	No
256	GOM_NL__2PRFIN20100418_223743_000000482088_00387_42525_5512.N1	18-APR-2010 22:37:43	Dark	47.500	154	22Bet Aqr	2.8990	5700.0	95	42525	No
257	GOM_NL__2PRFIN20100418_224003_000000472088_00387_42525_5513.N1	18-APR-2010 22:40:03	Dark	47.000	142	49Del Cap	2.8500	8900.0	94	42525	No
258	GOM_NL__2PRFIN20100418_230040_000000602088_00388_42526_5503.N1	18-APR-2010 23:00:40	Dark	60.000	40	The Sco	1.8590	7100.0	120	42526	No
259	GOM_NL__2PRFIN20100418_230716_000000442088_00388_42526_5504.N1	18-APR-2010 23:07:16	Straylight	43.500	78	Alp Lup	2.3040	28000.	87	42526	No
260	GOM_NL__2PRFIN20100418_230851_000000432088_00388_42526_5505.N1	18-APR-2010 23:08:51	Straylight	43.000	81	Eta Cen	2.3560	28000.	86	42526	No
261	GOM_NL__2PRFIN20100418_231109_000000512088_00388_42526_5506.N1	18-APR-2010 23:11:09	Straylight	50.500	54	5The Cen	2.0550	4500.0	101	42526	No
262	GOM_NL__2PRFIN20100418_231545_000000422088_00388_42526_5507.N1	18-APR-2010 23:15:45	Tw_i_and_stray	42.000	169	46Gam Hya	2.9910	4700.0	84	42526	No
263	GOM_NL__2PRFIN20100418_231918_000000462088_00388_42526_5508.N1	18-APR-2010 23:19:18	Bright	45.500	15	67Alp Vir	0.97600	28000.	91	42526	No
264	GOM_NL__2PRFIN20100418_232221_000000392088_00388_42526_5509.N1	18-APR-2010 23:22:21	Bright	39.000	121	29Gam Vir	2.7400	7200.0	78	42526	No
265	GOM_NL__2PRFIN20100418_232601_000000402088_00388_42526_5510.N1	18-APR-2010 23:26:01	Bright	39.500	138	47Eps Vir	2.8280	4700.0	79	42526	No
266	GOM_NL__2PRFIN20100418_232908_000000452088_00388_42526_5511.N1	18-APR-2010 23:29:08	Bright	45.000	111	8Eta Boo	2.6800	6000.0	90	42526	No
267	GOM_NL__2PRFIN20100418_233402_000000392088_00388_42526_5512.N1	18-APR-2010 23:34:02	Bright	39.000	152	12Alp2CVn	2.8900	11000.	78	42526	No
268	GOM_NL__2PRFIN20100418_233812_000000432088_00388_42526_5513.N1	18-APR-2010 23:38:12	Bright	42.500	39	85Eta UMa	1.8540	24000.	85	42526	No
269	GOM_NL__2PRFIN20100418_234524_000000412088_00388_42526_5514.N1	18-APR-2010 23:45:24	Bright	40.500	60	7Bet UMi	2.0810	3950.0	81	42526	No
270	GOM_NL__2PRFIN20100418_235534_000000582088_00388_42526_5515.N1	18-APR-2010 23:55:34	Bright	58.000	89	5Alp Cep	2.4510	8000.0	116	42526	No

3. Quality information per product

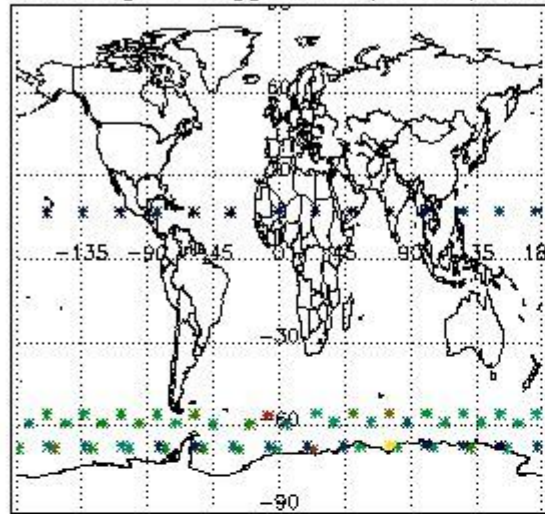
In this section it is plotted some information contained in the Quality Summary data set of the level 2 products. Only products in dark limb conditions and without errors (error flag in the MPH set to "0") are used.

3.1 Plot quality information per product (time dependant)

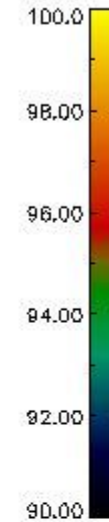
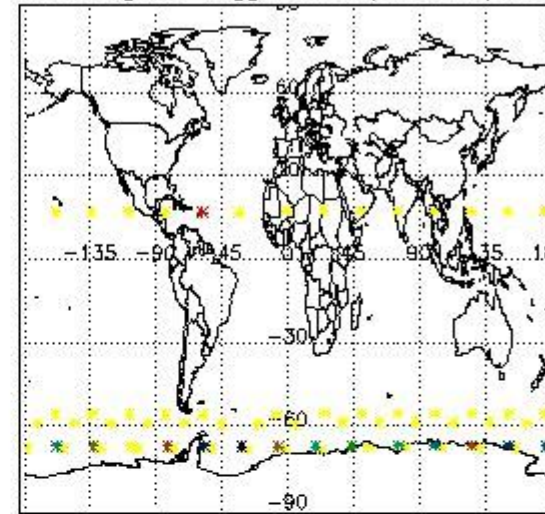


3.2 Plot quality information per product (world map)


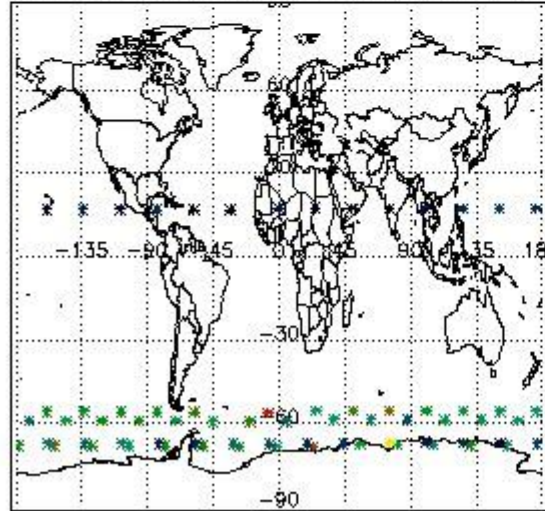
Percentage of flagged data per O3 profile



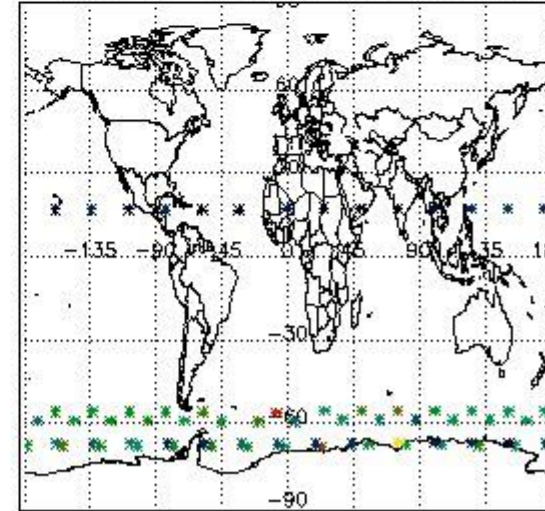
Percentage of flagged data per H2O profile



Percentage of flagged data per NO2 profile



Percentage of flagged data per NO3 profile

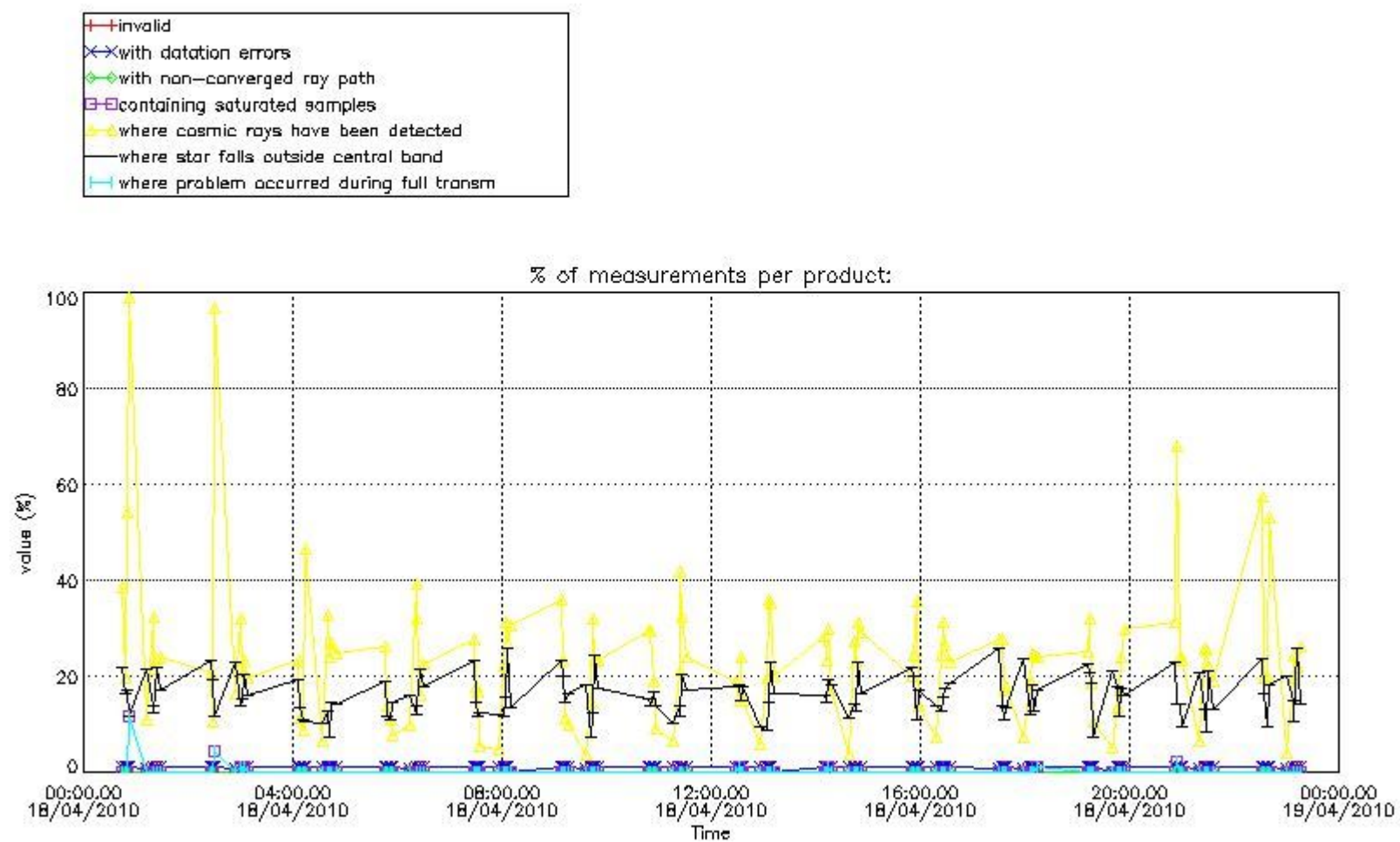


4. Level 1 quality information per product

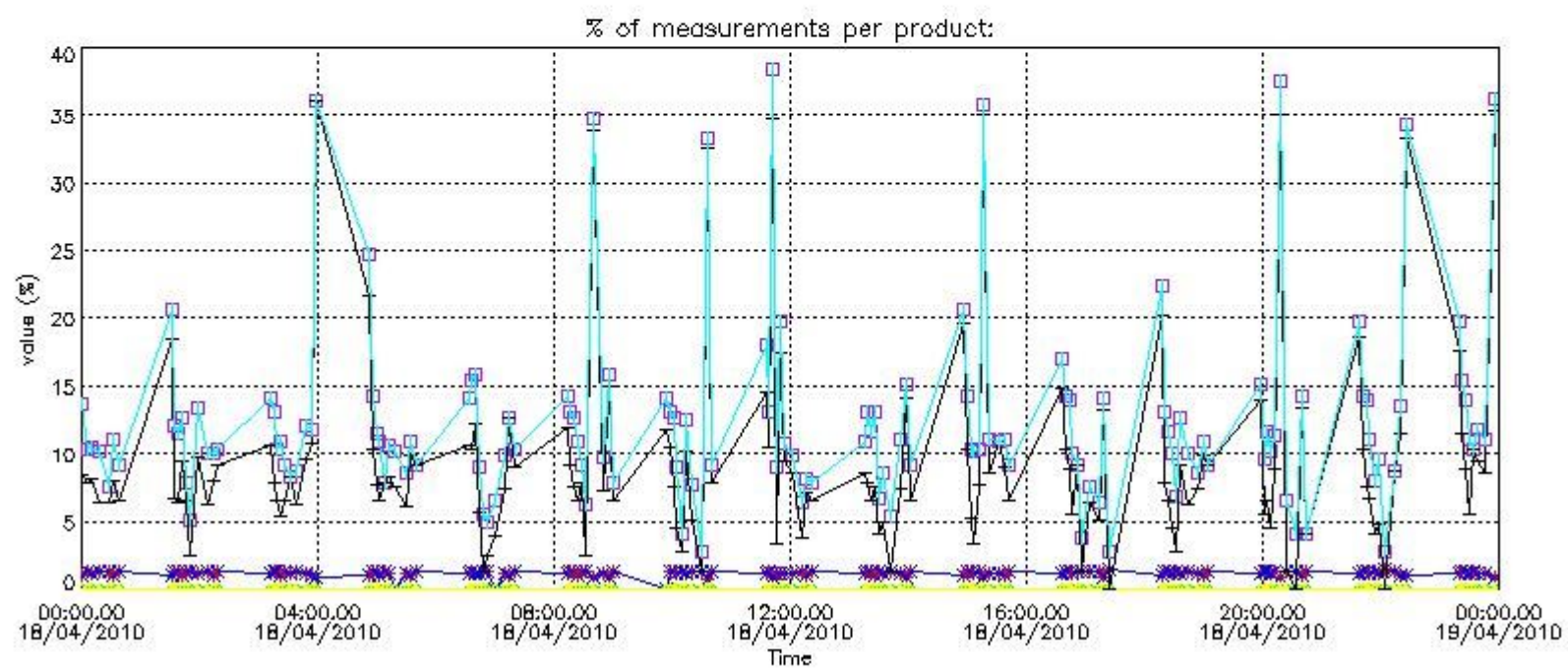
In this section it is plotted some information contained in the Quality Summary data set of the level 2 products that comes from the level 1b processing. Products without errors (error flag in the MPH set to "0") are used.

4.1 Plot quality information per product (time dependant) coming from level 1b processing

4.1.1 Plot level 1 quality information per product (time dependant): ENVISAT ASCENDING passes

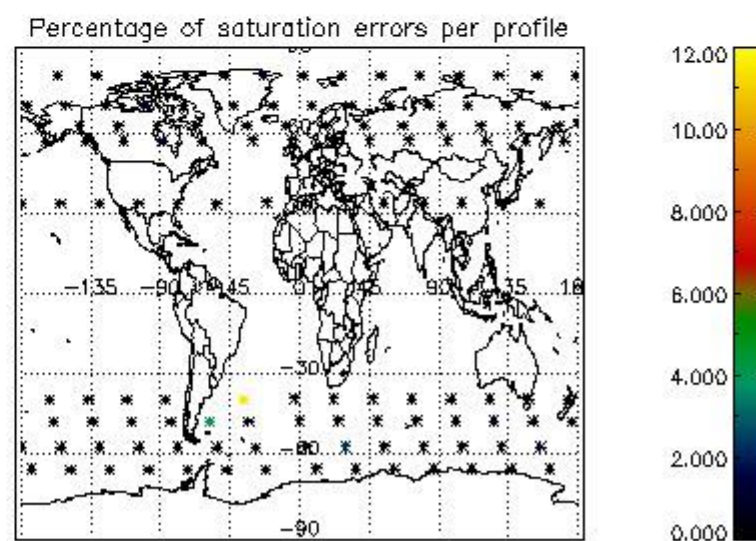
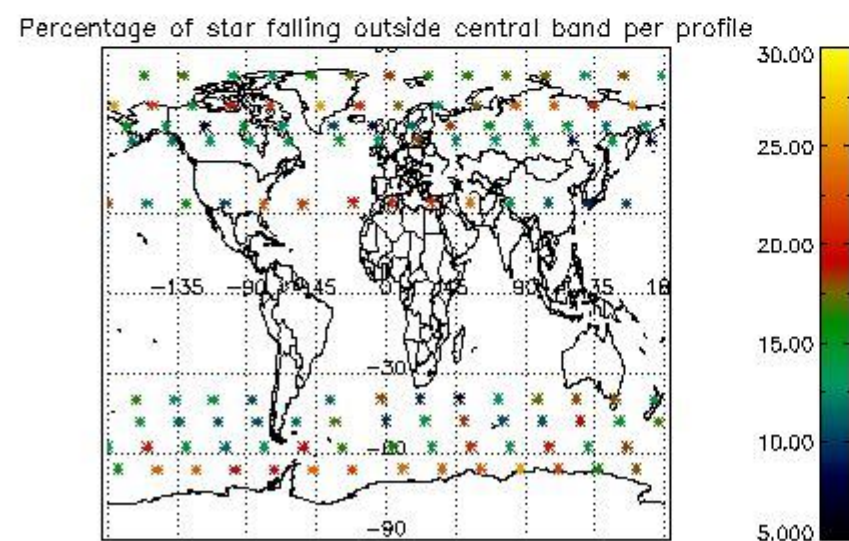
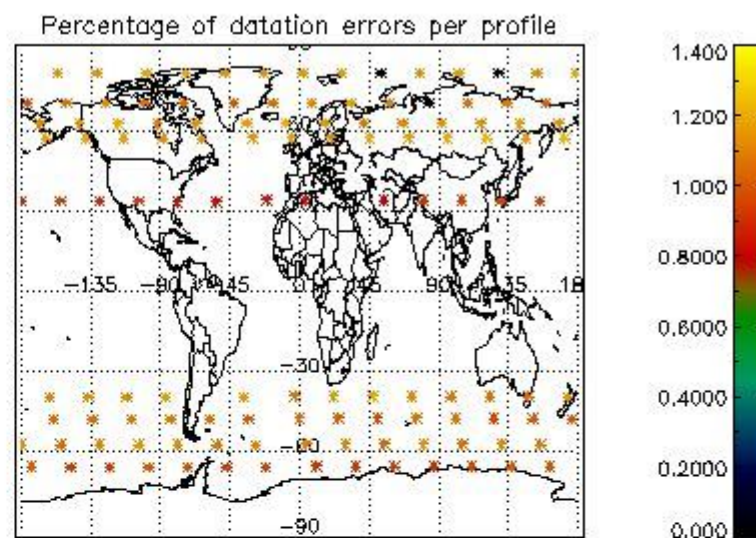
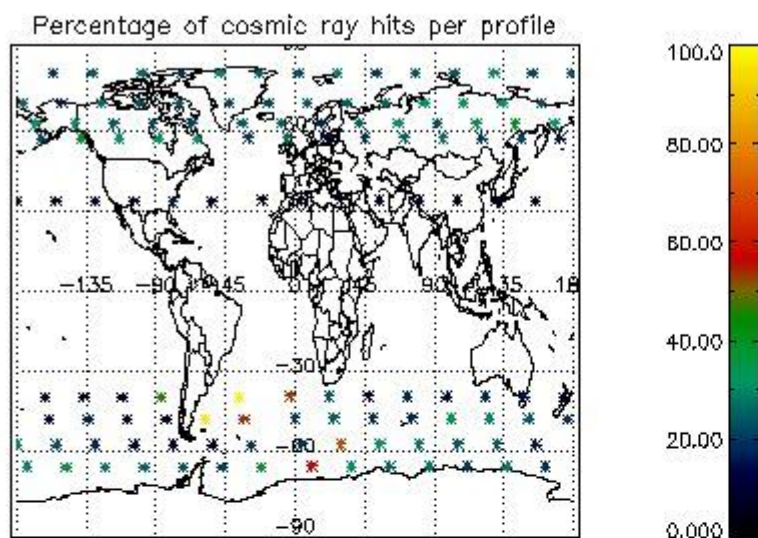


4.1.2 Plot level 1 quality information per product (time dependant): ENVI SAT DESCENDING passes

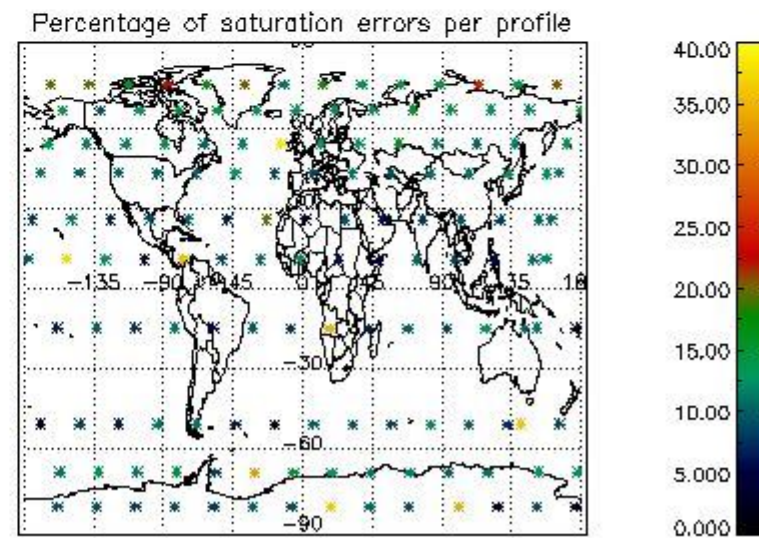
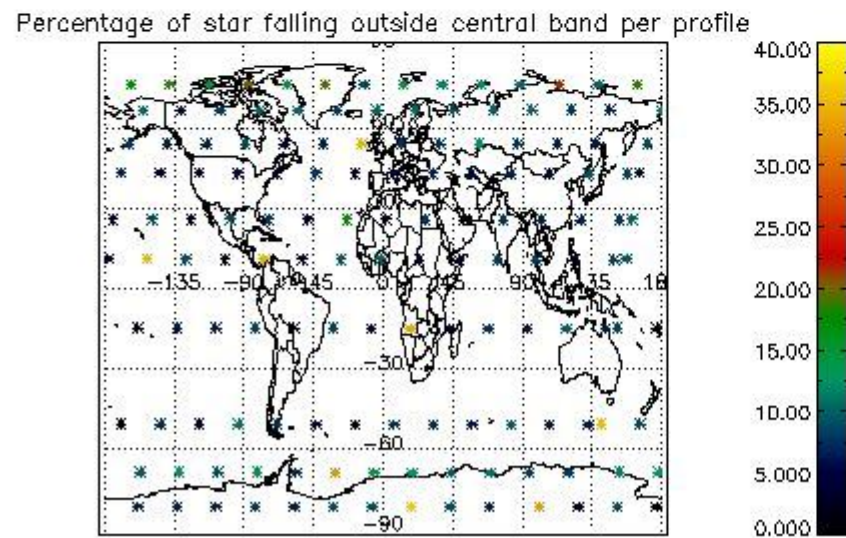
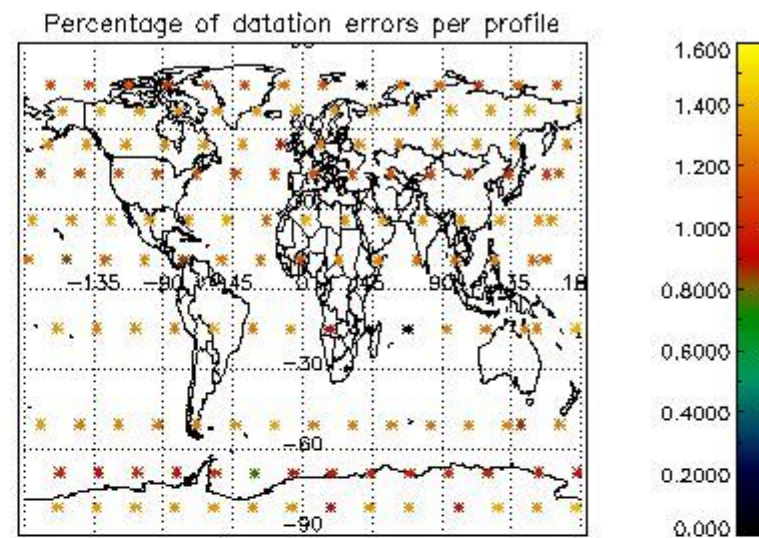
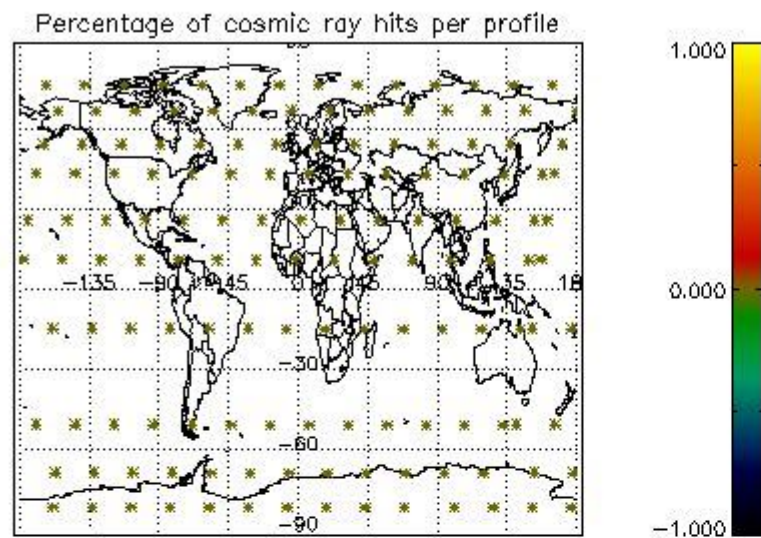


4.2 Plot quality information per product coming from level 1b processing (world map)

4.2.1 Plot level 1 quality information per product (world map): ENVISAT ASCENDING passes



4.2.2 Plot level 1 quality information per product (world map): ENVISAT DESCENDING passes



5. Trace gas profiles

5.1 Ozone statistics based on quality of products

The final quality of the products can be "measured" using the STD (Standard Deviation) attached to every point profile. This information is written to the parameter GOM_NL__2P/NL_LOCAL_SPECIES_DENSITY/o3_std of the level 2 products. The table below shows the statistics for given STD ranges.

The statistics are given with respect to the overall valid production:

- Products without fatal errors: GOM_NL__2P/MPH/PRODUCT_ERR=0
- Valid point profile: GOM_NL__2P/NL_LOCAL_SPECIES_DENSITY/pcd(0)=0

The 'Criteria' is applied to valid points of dark limb products:

- Products in dark limb illumination condition: GOM_NL__2P/NL_SUMMARY_QUALITY/obs_ill_cond=0
- Products without fatal errors: GOM_NL__2P/MPH/PRODUCT_ERR=0
- Valid point profile: GOM_NL__2P/NL_LOCAL_SPECIES_DENSITY/pcd(0)=0

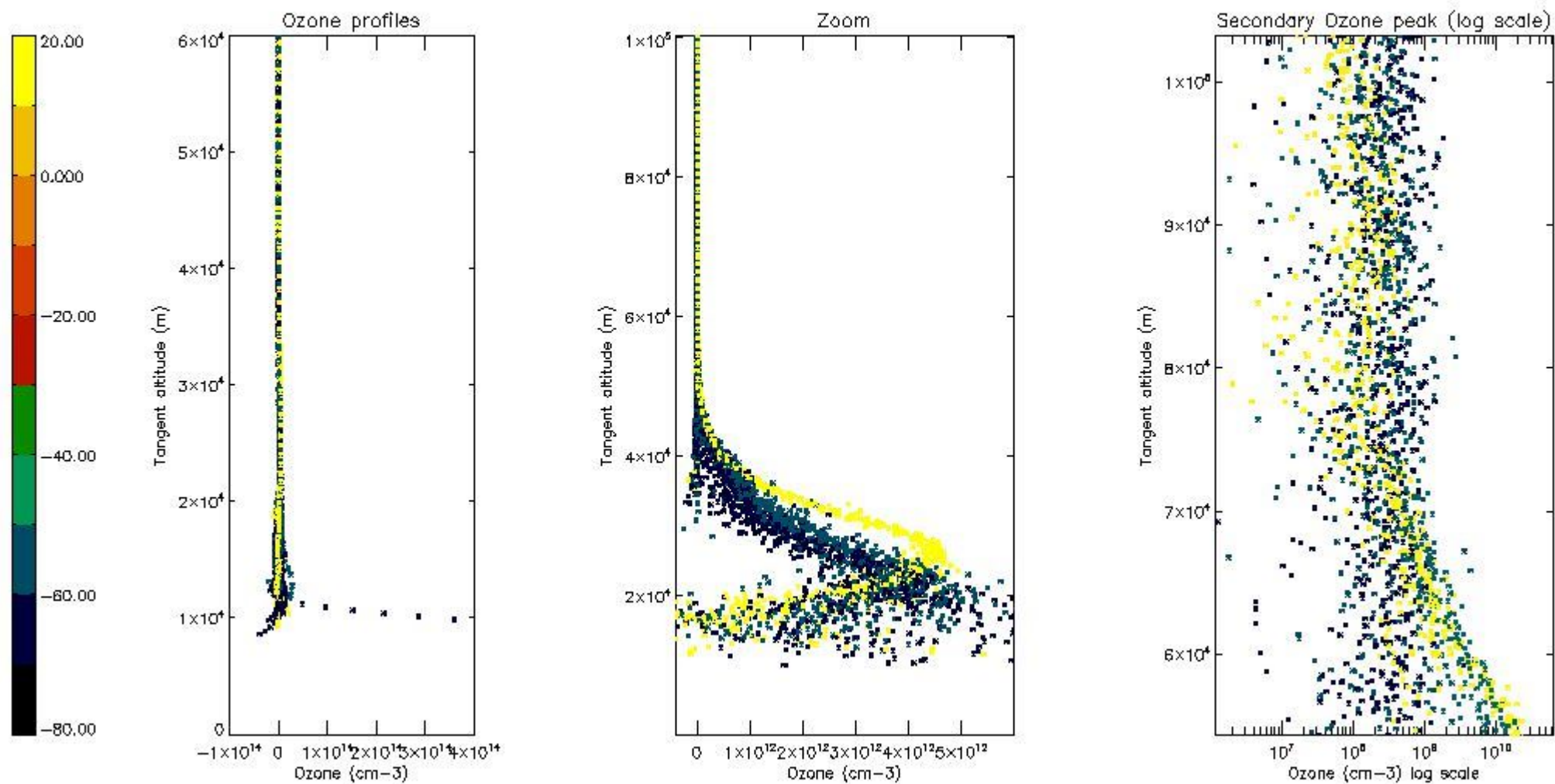
So, the table below shows the percentage of dark limb and valid observations for each criteria with respect to the overall valid daily observations.

Criteria	% of total production
All STD	30
STD < 20	9

STD < 10	4
STD < 5	1

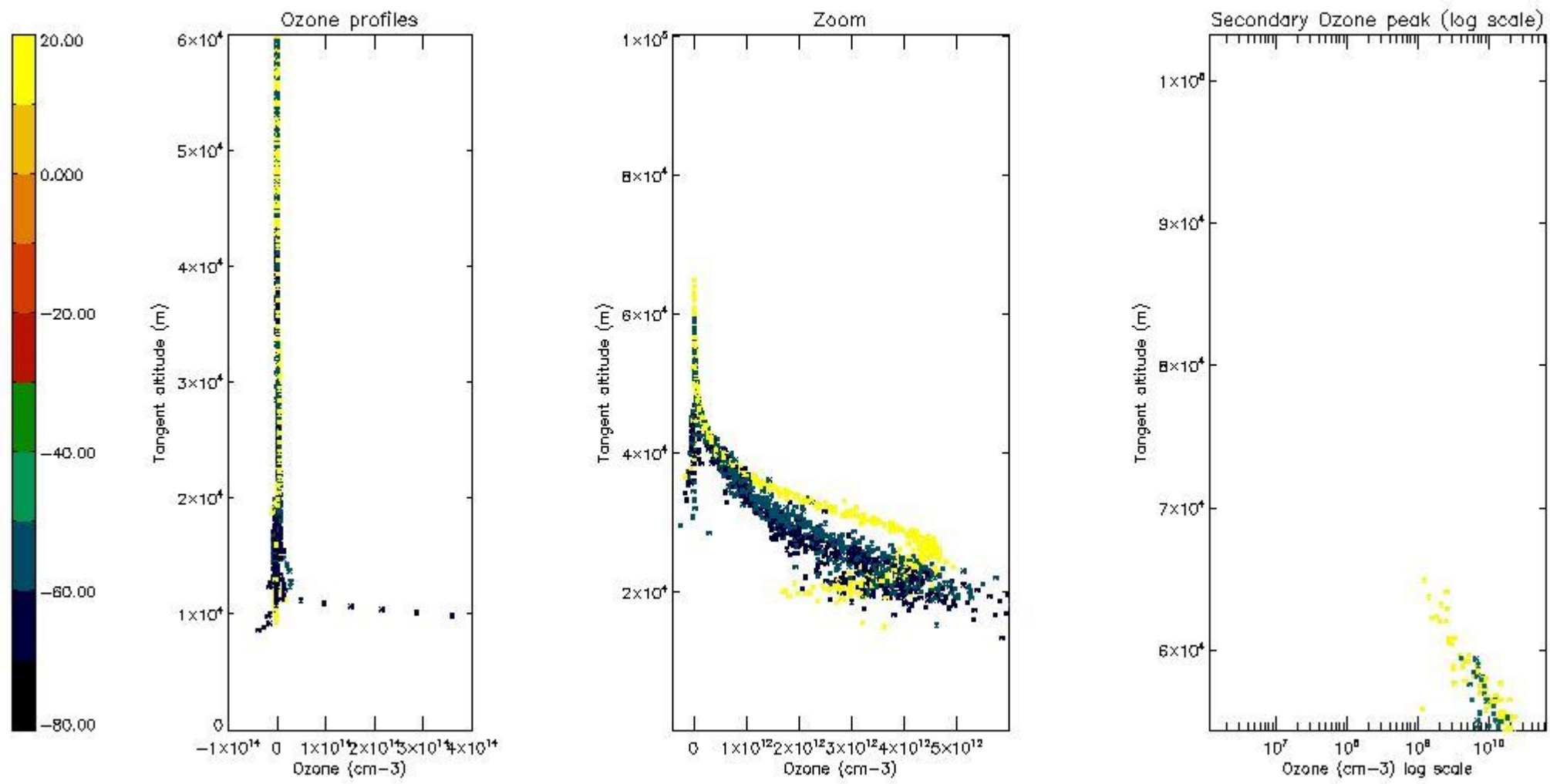
5.2 Plot ozone profiles for all STD (dark without errors)

The colorbar represents the latitude.



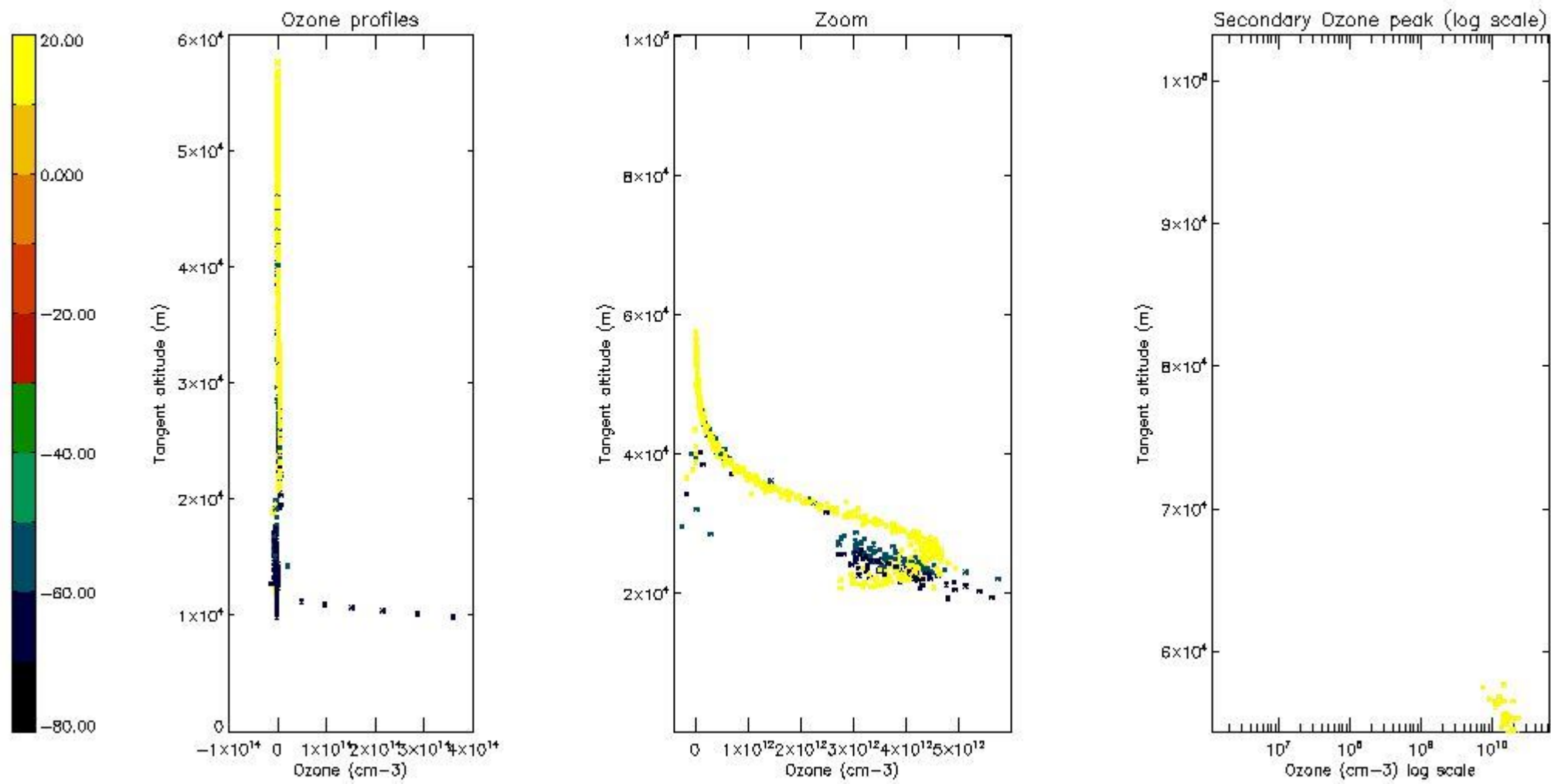
5.3 Plot ozone profiles where STD < 20% (dark without errors)

The colorbar represents the latitude.



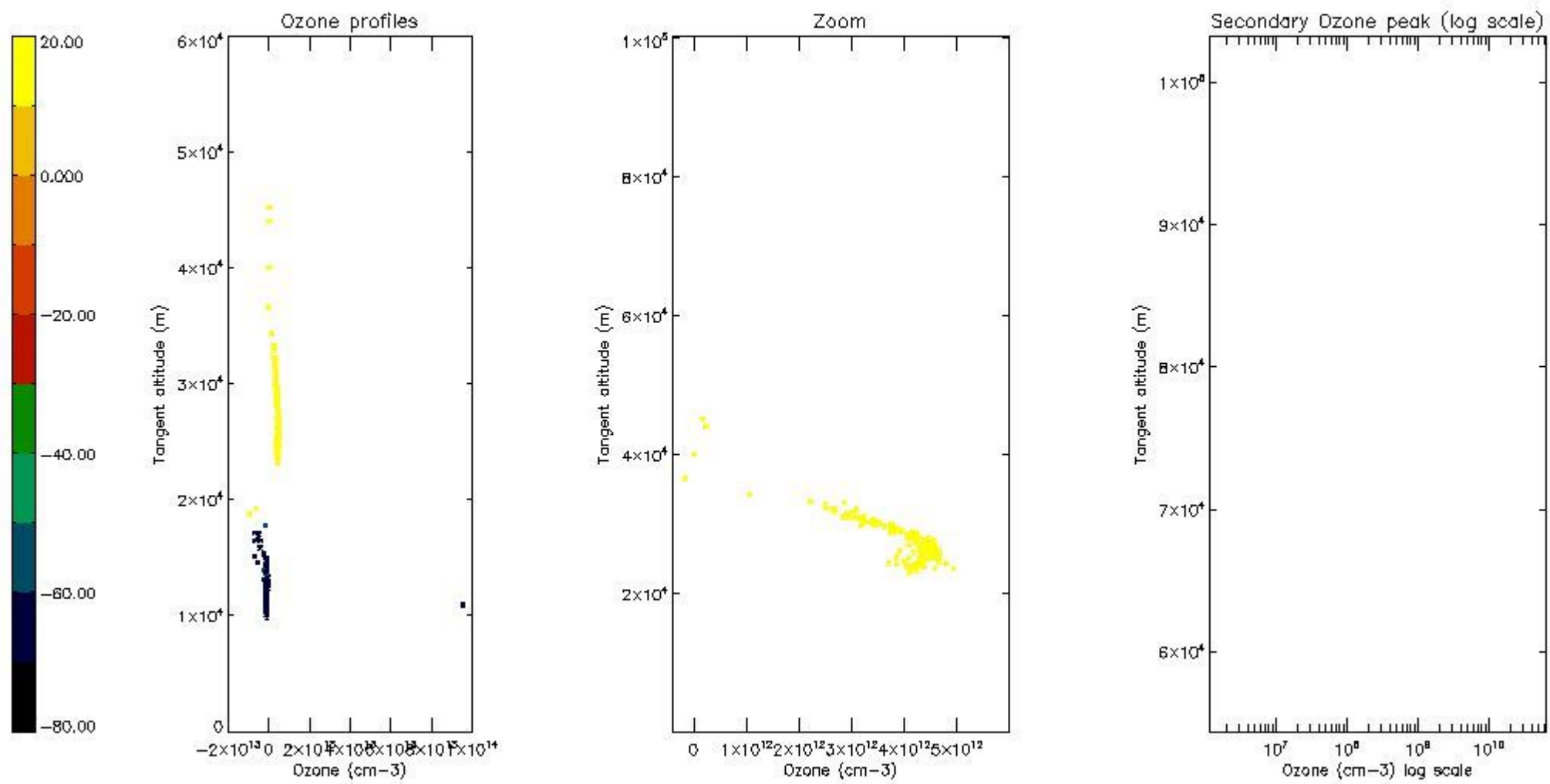
5.4 Plot ozone profiles where $STD < 10\%$ (dark without errors)

The colorbar represents the latitude.



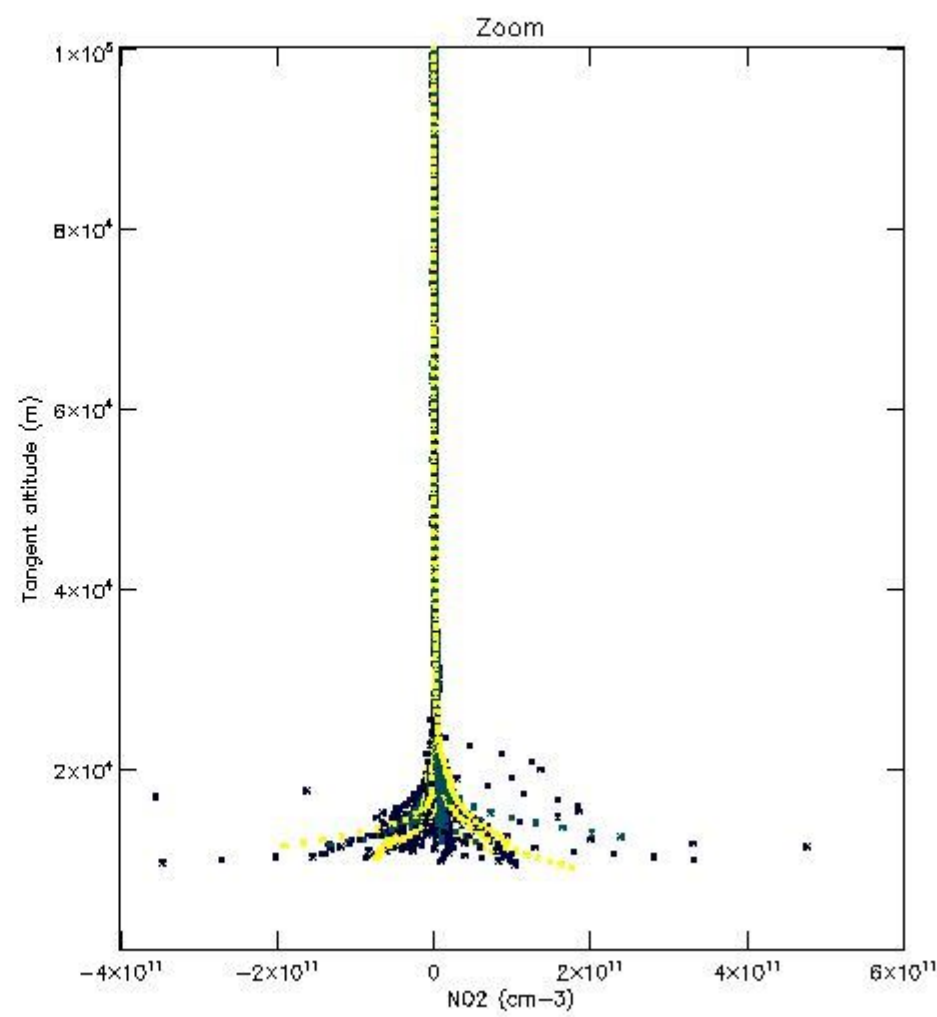
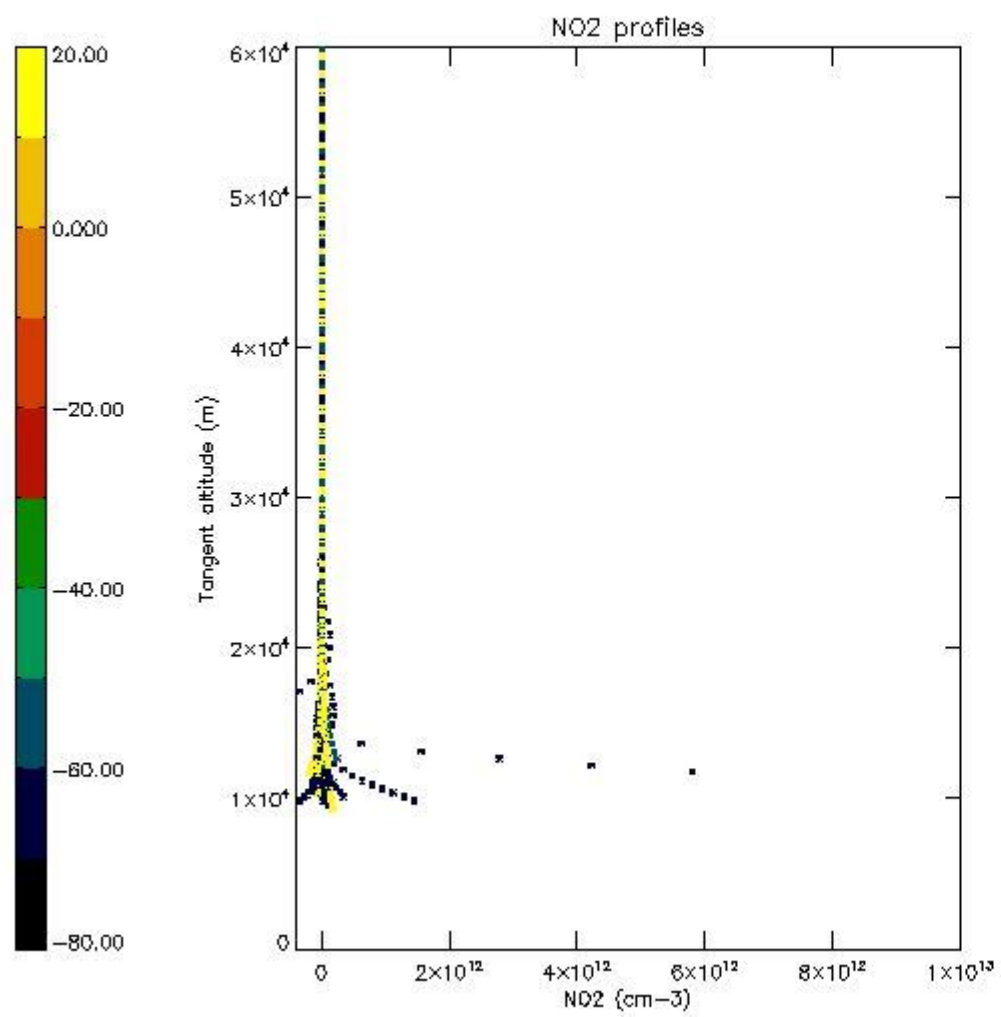
5.5 Plot ozone profiles where STD < 5% (dark without errors)

The colorbar represents the latitude.



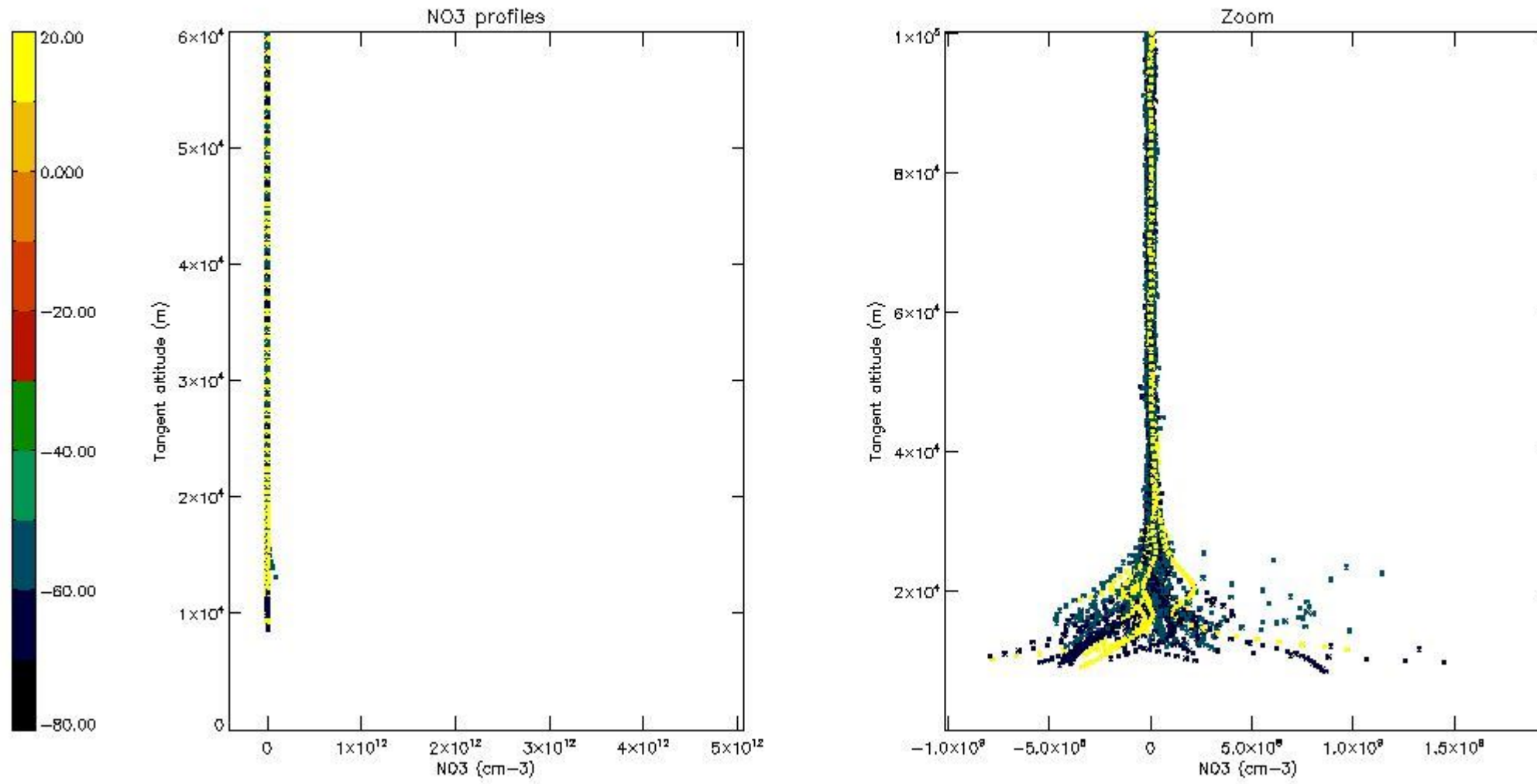
5.6 Plot NO₂ profiles for all STD (dark without errors)

The colorbar represents the latitude.



5.7 Plot NO3 profiles for all STD (dark without errors)

The colorbar represents the latitude.



6. Auxiliary Data Files used for the production reported in section 2

The number reported in the third column indicates since which file (see list in section 2) the corresponding auxiliary file has been used. The fourth column is the date of those product files.

Type	Auxiliary Filename	Used since product	Used since product date
INST_PHYS_CHARACTERISTICS	GOM_INS_AXVIEC20091111_143220_20030716_120000_20500101_000000	1	18-APR-2010 00:00:51
LEVEL-2_PROC_CONFIG	GOM_PR2_AXVIEC20091111_152718_20020301_000000_20500101_000000	1	18-APR-2010 00:00:51
CROSS_SECTIONS_FILE	GOM_CRS_AXVIEC20091111_154832_20020301_000000_20500101_000000	1	18-APR-2010 00:00:51

GOMOS Level 2 Daily Report

SUMMARY

[1. General Info](#)

[2. Summary of processed GOM_NL_2P products](#)

[3. Level 2 Quality information per product](#)

[3.1 Plot of level 2 quality information per product \(time dependant\)](#)

[3.2 Plot of level 2 quality information per product \(world map\)](#)

[4. Level 1 Quality information per product \(stored on level 2 products\)](#)

[4.1 Plot of level 1 quality information per product \(time dependant\)](#)

[4.1.1 Plot of level 1 quality information per product \(time dependant\): ASCENDING](#)

[4.1.2 Plot of level 1 quality information per product \(time dependant\): DESCENDING](#)

[4.2 Plot of level 1 quality information per product \(world map\)](#)

[4.2.1 Plot of level 1 quality information per product \(world map\): ASCENDING](#)

[4.2.2 Plot of level 1 quality information per product \(world map\): DESCENDING](#)

[5. Ozone profiles based on quality statistics and other trace gas profiles](#)

[5.1 Ozone statistics based on quality of products](#)

[5.2 Plot ozone profiles for all STD \(dark without errors\)](#)

[5.3 Plot ozone profiles where STD < 20% \(dark without errors\)](#)

[5.4. Plot ozone profiles where STD < 10% \(dark without errors\)](#)

[5.5. Plot ozone profiles where STD < 5% \(dark without errors\)](#)

[5.6 Plot NO2 profiles for all STD \(dark without errors\)](#)

[5.7 Plot NO3 profiles for all STD \(dark without errors\)](#)

[5.8 Plot H2O profiles \(only for occultations of stars 1,2,3,4,13,14,16,26,63 dark without errors\) for all STD](#)

[6. Auxiliary Data Files used for the production reported in section 2](#)

This report presents the daily analysis on parameters extracted from GOMOS level 2 data (GOM_NL__2P). It is intended to monitor some important parameters that will impact the quality of these products. A list of level 2 products (and content) that have arrived during the reporting day to the PCF is also given.

Item	Value
Time of report generation	29APR2013 09:49:02
Data source version	GOMOS/6.01
Start time of products	18-04-2010 (18APR2010 00:00:00)
Stop time of products	19-04-2010 (19APR2010 00:00:00)
Store outputs in DB	Yes
Nb of level 2 prods	270
Nb of prods with errors	0

2. Summary of processed GOM_NL__2P products.

Nr	Filename	UTC Start time	Limb	Duration	Star Id	Star Name	Star Mag	Star Temp	Nb Meas	Orbit	Prod. error
1	GOM_NL__2PRFIN20100418_000051_000000482088_00374_42512_5046.N1	18-APR-2010 00:00:51	Bright	47.500	111	8Eta Boo	2.6800	6000.0	95	42512	No
2	GOM_NL__2PRFIN20100418_000542_000000392088_00374_42512_5047.N1	18-APR-2010 00:05:42	Bright	38.500	152	12Alp2CVn	2.8900	11000.	77	42512	No
3	GOM_NL__2PRFIN20100418_000955_000000432088_00374_42512_5048.N1	18-APR-2010 00:09:55	Bright	43.000	39	85Eta UMa	1.8540	24000.	86	42512	No
4	GOM_NL__2PRFIN20100418_001705_000000402088_00374_42512_5049.N1	18-APR-2010 00:17:05	Bright	39.500	60	7Bet UMi	2.0810	3950.0	79	42512	No
5	GOM_NL__2PRFIN20100418_002714_000000402088_00374_42512_5050.N1	18-APR-2010 00:27:14	Bright	39.500	89	5Alp Cep	2.4510	8000.0	79	42512	No
6	GOM_NL__2PRFIN20100418_003230_000000502088_00374_42512_5051.N1	18-APR-2010 00:32:30	Bright	50.000	19	50Alp Cyg	1.2460	10500.	100	42512	No
7	GOM_NL__2PRFIN20100418_003720_000000382088_00374_42512_5052.N1	18-APR-2010 00:37:20	Bright	38.000	164	44Eta Peg	2.9480	5400.0	76	42512	No
8	GOM_NL__2PRFIN20100418_004434_000000532088_00374_42512_5053.N1	18-APR-2010 00:44:34	Dark	53.000	61	8Eps Peg	2.1000	3900.0	106	42512	No
9	GOM_NL__2PRFIN20100418_004702_000000462088_00374_42512_5054.N1	18-APR-2010 00:47:02	Dark	45.500	162	34Alp Aqr	2.9440	5350.0	91	42512	No
10	GOM_NL__2PRFIN20100418_004947_000000502088_00374_42512_5055.N1	18-APR-2010 00:49:47	Dark	50.000	154	22Bet Aqr	2.8990	5700.0	100	42512	No
11	GOM_NL__2PRFIN20100418_005207_000000442088_00374_42512_5056.N1	18-APR-2010 00:52:07	Dark	43.500	142	49Del Cap	2.8500	8900.0	87	42512	No
12	GOM_NL__2PRFIN20100418_011239_000000612088_00375_42513_5046.N1	18-APR-2010 01:12:39	Dark	60.500	40	The Sco	1.8590	7100.0	121	42513	No
13	GOM_NL__2PRFIN20100418_011923_000000442088_00375_42513_5047.N1	18-APR-2010 01:19:23	Straylight	43.500	78	Alp Lup	2.3040	28000.	87	42513	No
14	GOM_NL__2PRFIN20100418_012058_000000442088_00375_42513_5048.N1	18-APR-2010 01:20:58	Straylight	44.000	81	Eta Cen	2.3560	28000.	88	42513	No
15	GOM_NL__2PRFIN20100418_012318_000000492088_00375_42513_5049.N1	18-APR-2010 01:23:18	Straylight	48.500	54	5The Cen	2.0550	4500.0	97	42513	No
16	GOM_NL__2PRFIN20100418_012756_000000442088_00375_42513_5050.N1	18-APR-2010 01:27:56	Tw_i_and_stray	44.000	169	46Gam Hya	2.9910	4700.0	88	42513	No
17	GOM_NL__2PRFIN20100418_013130_000000462088_00375_42513_5051.N1	18-APR-2010 01:31:30	Bright	46.000	15	67Alp Vir	0.97600	28000.	92	42513	No
18	GOM_NL__2PRFIN20100418_013433_000000382088_00375_42513_5052.N1	18-APR-2010 01:34:33	Bright	37.500	121	29Gam Vir	2.7400	7200.0	75	42513	No
19	GOM_NL__2PRFIN20100418_013815_000000392088_00375_42513_5053.N1	18-APR-2010 01:38:15	Bright	39.000	138	47Eps Vir	2.8280	4700.0	78	42513	No
20	GOM_NL__2PRFIN20100418_014127_000000482088_00375_42513_5054.N1	18-APR-2010 01:41:27	Bright	47.500	111	8Eta Boo	2.6800	6000.0	95	42513	No
21	GOM_NL__2PRFIN20100418_014618_000000382088_00375_42513_5055.N1	18-APR-2010 01:46:18	Bright	38.000	152	12Alp2CVn	2.8900	11000.	76	42513	No
22	GOM_NL__2PRFIN20100418_015030_000000402088_00375_42513_5056.N1	18-APR-2010 01:50:30	Bright	39.500	39	85Eta UMa	1.8540	24000.	79	42513	No
23	GOM_NL__2PRFIN20100418_015741_000000412088_00375_42513_5057.N1	18-APR-2010 01:57:41	Bright	41.000	60	7Bet UMi	2.0810	3950.0	82	42513	No
24	GOM_NL__2PRFIN20100418_020750_000000402088_00375_42513_5058.N1	18-APR-2010 02:07:50	Bright	40.000	89	5Alp Cep	2.4510	8000.0	80	42513	No
25	GOM_NL__2PRFIN20100418_021306_000000502088_00375_42513_5059.N1	18-APR-2010 02:13:06	Bright	50.000	19	50Alp Cyg	1.2460	10500.	100	42513	No
26	GOM_NL__2PRFIN20100418_021756_000000392088_00375_42513_5060.N1	18-APR-2010 02:17:56	Bright	38.500	164	44Eta Peg	2.9480	5400.0	77	42513	No
27	GOM_NL__2PRFIN20100418_022511_000000542088_00375_42513_5061.N1	18-APR-2010 02:25:11	Dark	53.500	61	8Eps Peg	2.1000	3900.0	107	42513	No
28	GOM_NL__2PRFIN20100418_022739_000000472088_00375_42513_5062.N1	18-APR-2010 02:27:39	Dark	47.000	162	34Alp Aqr	2.9440	5350.0	94	42513	No
29	GOM_NL__2PRFIN20100418_023023_000000482088_00375_42513_5063.N1	18-APR-2010 02:30:23	Dark	47.500	154	22Bet Aqr	2.8990	5700.0	95	42513	No
30	GOM_NL__2PRFIN20100418_025316_000000622088_00376_42514_5074.N1	18-APR-2010 02:53:16	Dark	61.500	40	The Sco	1.8590	7100.0	123	42514	No
31	GOM_NL__2PRFIN20100418_025959_000000442088_00376_42514_5075.N1	18-APR-2010 02:59:59	Straylight	44.000	78	Alp Lup	2.3040	28000.	88	42514	No
32	GOM_NL__2PRFIN20100418_030135_000000462088_00376_42514_5076.N1	18-APR-2010 03:01:35	Straylight	45.500	81	Eta Cen	2.3560	28000.	91	42514	No
33	GOM_NL__2PRFIN20100418_030354_000000472088_00376_42514_5077.N1	18-APR-2010 03:03:54	Straylight	47.000	54	5The Cen	2.0550	4500.0	94	42514	No
34	GOM_NL__2PRFIN20100418_030832_000000442088_00376_42514_5078.N1	18-APR-2010 03:08:32	Tw_i_and_stray	43.500	169	46Gam Hya	2.9910	4700.0	87	42514	No
35	GOM_NL__2PRFIN20100418_031207_000000432088_00376_42514_5079.N1	18-APR-2010 03:12:07	Bright	42.500	15	67Alp Vir	0.97600	28000.	85	42514	No
36	GOM_NL__2PRFIN20100418_031509_000000382088_00376_42514_5080.N1	18-APR-2010 03:15:09	Bright	38.000	121	29Gam Vir	2.7400	7200.0	76	42514	No
37	GOM_NL__2PRFIN20100418_031851_000000392088_00376_42514_5081.N1	18-APR-2010 03:18:51	Bright	38.500	138	47Eps Vir	2.8280	4700.0	77	42514	No
38	GOM_NL__2PRFIN20100418_032202_000000462088_00376_42514_5082.N1	18-APR-2010 03:22:02	Bright	46.000	111	8Eta Boo	2.6800	6000.0	92	42514	No
39	GOM_NL__2PRFIN20100418_032653_000000392088_00376_42514_5083.N1	18-APR-2010 03:26:53	Bright	38.500	152	12Alp2CVn	2.8900	11000.	77	42514	No
40	GOM_NL__2PRFIN20100418_033106_000000422088_00376_42514_5084.N1	18-APR-2010 03:31:06	Bright	42.000	39	85Eta UMa	1.8540	24000.	84	42514	No
41	GOM_NL__2PRFIN20100418_033816_000000402088_00376_42514_5085.N1	18-APR-2010 03:38:16	Bright	40.000	60	7Bet UMi	2.0810	3950.0	80	42514	No
42	GOM_NL__2PRFIN20100418_034826_000000422088_00376_42514_5086.N1	18-APR-2010 03:48:26	Bright	41.500	89	5Alp Cep	2.4510	8000.0	83	42514	No

43	GOM_NL__2PRFIN20100418_035342_000000512088_00376_42514_5087.N1	18-APR-2010 03:53:42	Bright	51.000	19	50Alp Cyg	1.2460	10500.	102	42514	No
44	GOM_NL__2PRFIN20100418_035832_000000542088_00376_42514_5088.N1	18-APR-2010 03:58:32	Bright	54.000	164	44Eta Peg	2.9480	5400.0	108	42514	No
45	GOM_NL__2PRFIN20100418_040547_000000522088_00376_42514_5089.N1	18-APR-2010 04:05:47	Dark	51.500	61	8Eps Peg	2.1000	3900.0	103	42514	No
46	GOM_NL__2PRFIN20100418_040815_000000452088_00376_42514_5090.N1	18-APR-2010 04:08:15	Dark	44.500	162	34Alp Aqr	2.9440	5350.0	89	42514	No
47	GOM_NL__2PRFIN20100418_041100_000000472088_00376_42514_5091.N1	18-APR-2010 04:11:00	Dark	46.500	154	22Bet Aqr	2.8990	5700.0	93	42514	No
48	GOM_NL__2PRFIN20100418_041321_000000432088_00376_42514_5092.N1	18-APR-2010 04:13:21	Dark	43.000	142	49Del Cap	2.8500	8900.0	86	42514	No
49	GOM_NL__2PRFIN20100418_043353_000000542088_00377_42515_5082.N1	18-APR-2010 04:33:53	Dark	53.500	40	The Sco	1.8590	7100.0	107	42515	No
50	GOM_NL__2PRFIN20100418_044036_000000432088_00377_42515_5083.N1	18-APR-2010 04:40:36	Straylight	43.000	78	Alp Lup	2.3040	28000.	86	42515	No
51	GOM_NL__2PRFIN20100418_044211_000000422088_00377_42515_5084.N1	18-APR-2010 04:42:11	Straylight	41.500	81	Eta Cen	2.3560	28000.	83	42515	No
52	GOM_NL__2PRFIN20100418_044430_000000452088_00377_42515_5085.N1	18-APR-2010 04:44:30	Straylight	44.500	54	5The Cen	2.0550	4500.0	89	42515	No
53	GOM_NL__2PRFIN20100418_044908_000000432088_00377_42515_5086.N1	18-APR-2010 04:49:08	Tw_i_and_stray	42.500	169	46Gam Hya	2.9910	4700.0	85	42515	No
54	GOM_NL__2PRFIN20100418_045242_000000492088_00377_42515_5087.N1	18-APR-2010 04:52:42	Bright	48.500	15	67Alp Vir	0.97600	28000.	97	42515	No
55	GOM_NL__2PRFIN20100418_045545_000000392088_00377_42515_5088.N1	18-APR-2010 04:55:45	Bright	38.500	121	29Gam Vir	2.7400	7200.0	77	42515	No
56	GOM_NL__2PRFIN20100418_045927_000000392088_00377_42515_5089.N1	18-APR-2010 04:59:27	Bright	39.000	138	47Eps Vir	2.8280	4700.0	78	42515	No
57	GOM_NL__2PRFIN20100418_050238_000000462088_00377_42515_5090.N1	18-APR-2010 05:02:38	Bright	46.000	111	8Eta Boo	2.6800	6000.0	92	42515	No
58	GOM_NL__2PRFIN20100418_050729_000000392088_00377_42515_5091.N1	18-APR-2010 05:07:29	Bright	38.500	152	12Alp2CVn	2.8900	11000.	77	42515	No
59	GOM_NL__2PRFIN20100418_051141_000000432088_00377_42515_5092.N1	18-APR-2010 05:11:41	Bright	42.500	39	85Eta UMa	1.8540	24000.	85	42515	No
60	GOM_NL__2PRFIN20100418_051852_000000402088_00377_42515_5093.N1	18-APR-2010 05:18:52	Bright	39.500	60	7Bet UMi	2.0810	3950.0	79	42515	No
61	GOM_NL__2PRFIN20100418_052901_000000412088_00377_42515_5094.N1	18-APR-2010 05:29:01	Bright	40.500	89	5Alp Cep	2.4510	8000.0	81	42515	No
62	GOM_NL__2PRFIN20100418_053418_000000512088_00377_42515_5095.N1	18-APR-2010 05:34:18	Bright	50.500	19	50Alp Cyg	1.2460	10500.	101	42515	No
63	GOM_NL__2PRFIN20100418_053908_000000392088_00377_42515_5096.N1	18-APR-2010 05:39:08	Bright	38.500	164	44Eta Peg	2.9480	5400.0	77	42515	No
64	GOM_NL__2PRFIN20100418_054624_000000502088_00377_42515_5097.N1	18-APR-2010 05:46:24	Dark	50.000	61	8Eps Peg	2.1000	3900.0	100	42515	No
65	GOM_NL__2PRFIN20100418_054851_000000442088_00377_42515_5098.N1	18-APR-2010 05:48:51	Dark	43.500	162	34Alp Aqr	2.9440	5350.0	87	42515	No
66	GOM_NL__2PRFIN20100418_055137_000000472088_00377_42515_5099.N1	18-APR-2010 05:51:37	Dark	46.500	154	22Bet Aqr	2.8990	5700.0	93	42515	No
67	GOM_NL__2PRFIN20100418_055357_000000452088_00377_42515_5100.N1	18-APR-2010 05:53:57	Dark	45.000	142	49Del Cap	2.8500	8900.0	90	42515	No
68	GOM_NL__2PRFIN20100418_061430_000000572088_00378_42516_5090.N1	18-APR-2010 06:14:30	Dark	56.500	40	The Sco	1.8590	7100.0	113	42516	No
69	GOM_NL__2PRFIN20100418_062112_000000422088_00378_42516_5091.N1	18-APR-2010 06:21:12	Straylight	42.000	78	Alp Lup	2.3040	28000.	84	42516	No
70	GOM_NL__2PRFIN20100418_062247_000000442088_00378_42516_5092.N1	18-APR-2010 06:22:47	Straylight	44.000	81	Eta Cen	2.3560	28000.	88	42516	No
71	GOM_NL__2PRFIN20100418_062507_000000472088_00378_42516_5093.N1	18-APR-2010 06:25:07	Straylight	47.000	54	5The Cen	2.0550	4500.0	94	42516	No
72	GOM_NL__2PRFIN20100418_062944_000000452088_00378_42516_5094.N1	18-APR-2010 06:29:44	Tw_i_and_stray	44.500	169	46Gam Hya	2.9910	4700.0	89	42516	No
73	GOM_NL__2PRFIN20100418_063318_000000432088_00378_42516_5095.N1	18-APR-2010 06:33:18	Bright	42.500	15	67Alp Vir	0.97600	28000.	85	42516	No
74	GOM_NL__2PRFIN20100418_063621_000000392088_00378_42516_5096.N1	18-APR-2010 06:36:21	Bright	39.000	121	29Gam Vir	2.7400	7200.0	78	42516	No
75	GOM_NL__2PRFIN20100418_064002_000000412088_00378_42516_5097.N1	18-APR-2010 06:40:02	Bright	41.000	138	47Eps Vir	2.8280	4700.0	82	42516	No
76	GOM_NL__2PRFIN20100418_064314_000000452088_00378_42516_5098.N1	18-APR-2010 06:43:14	Bright	44.500	111	8Eta Boo	2.6800	6000.0	89	42516	No
77	GOM_NL__2PRFIN20100418_064805_000000372088_00378_42516_5099.N1	18-APR-2010 06:48:05	Bright	36.500	152	12Alp2CVn	2.8900	11000.	73	42516	No
78	GOM_NL__2PRFIN20100418_065217_000000402088_00378_42516_5100.N1	18-APR-2010 06:52:17	Bright	40.000	39	85Eta UMa	1.8540	24000.	80	42516	No
79	GOM_NL__2PRFIN20100418_065928_000000392088_00378_42516_5101.N1	18-APR-2010 06:59:28	Bright	38.500	60	7Bet UMi	2.0810	3950.0	77	42516	No
80	GOM_NL__2PRFIN20100418_070937_000000412088_00378_42516_5102.N1	18-APR-2010 07:09:37	Bright	40.500	89	5Alp Cep	2.4510	8000.0	81	42516	No
81	GOM_NL__2PRFIN20100418_071454_000000522088_00378_42516_5103.N1	18-APR-2010 07:14:54	Bright	51.500	19	50Alp Cyg	1.2460	10500.	103	42516	No
82	GOM_NL__2PRFIN20100418_071944_000000392088_00378_42516_5104.N1	18-APR-2010 07:19:44	Bright	39.000	164	44Eta Peg	2.9480	5400.0	78	42516	No
83	GOM_NL__2PRFIN20100418_072700_000000542088_00378_42516_5105.N1	18-APR-2010 07:27:00	Dark	54.000	61	8Eps Peg	2.1000	3900.0	108	42516	No
84	GOM_NL__2PRFIN20100418_072928_000000452088_00378_42516_5106.N1	18-APR-2010 07:29:28	Dark	45.000	162	34Alp Aqr	2.9440	5350.0	90	42516	No
85	GOM_NL__2PRFIN20100418_073213_000000482088_00378_42516_5107.N1	18-APR-2010 07:32:13	Dark	48.000	154	22Bet Aqr	2.8990	5700.0	96	42516	No
86	GOM_NL__2PRFIN20100418_073434_000000452088_00378_42516_5108.N1	18-APR-2010 07:34:34	Dark	44.500	142	49Del Cap	2.8500	8900.0	89	42516	No
87	GOM_NL__2PRFIN20100418_075507_000000542088_00379_42517_5098.N1	18-APR-2010 07:55:07	Dark	54.000	40	The Sco	1.8590	7100.0	108	42517	No
88	GOM_NL__2PRFIN20100418_080149_000000432088_00379_42517_5099.N1	18-APR-2010 08:01:49	Straylight	42.500	78	Alp Lup	2.3040	28000.	85	42517	No
89	GOM_NL__2PRFIN20100418_080324_000000452088_00379_42517_5100.N1	18-APR-2010 08:03:24	Straylight	45.000	81	Eta Cen	2.3560	28000.	90	42517	No
90	GOM_NL__2PRFIN20100418_080543_000000512088_00379_42517_5101.N1	18-APR-2010 08:05:43	Straylight	50.500	54	5The Cen	2.0550	4500.0	101	42517	No
91	GOM_NL__2PRFIN20100418_081020_000000412088_00379_42517_5102.N1	18-APR-2010 08:10:20	Tw_i_and_stray	41.000	169	46Gam Hya	2.9910	4700.0	82	42517	No
92	GOM_NL__2PRFIN20100418_081355_000000422088_00379_42517_5103.N1	18-APR-2010 08:13:55	Bright	42.000	15	67Alp Vir	0.97600	28000.	84	42517	No
93	GOM_NL__2PRFIN20100418_081657_000000382088_00379_42517_5104.N1	18-APR-2010 08:16:57	Bright	38.000	121	29Gam Vir	2.7400	7200.0	76	42517	No
94	GOM_NL__2PRFIN20100418_082038_000000402088_00379_42517_5105.N1	18-APR-2010 08:20:38	Bright	39.500	138	47Eps Vir	2.8280	4700.0	79	42517	No
95	GOM_NL__2PRFIN20100418_082349_000000462088_00379_42517_5106.N1	18-APR-2010 08:23:49	Bright	46.000	111	8Eta Boo	2.6800	6000.0	92	42517	No
96	GOM_NL__2PRFIN20100418_082841_000000392088_00379_42517_5107.N1	18-APR-2010 08:28:41	Bright	38.500	152	12Alp2CVn	2.8900	11000.	77	42517	No
97	GOM_NL__2PRFIN20100418_083252_000000402088_00379_42517_5108.N1	18-APR-2010 08:32:52	Bright	40.000	39	85Eta UMa	1.8540	24000.	80	42517	No
98	GOM_NL__2PRFIN20100418_084003_000000562088_00379_42517_5109.N1	18-APR-2010 08:40:03	Bright	56.000	60	7Bet UMi	2.0810	3950.0	112	42517	No
99	GOM_NL__2PRFIN20100418_085013_000000412088_00379_42517_5110.N1	18-APR-2010 08:50:13	Bright	41.000	89	5Alp Cep	2.4510	8000.0	82	42517	No
100	GOM_NL__2PRFIN20100418_085529_000000542088_00379_42517_5111.N1	18-APR-2010 08:55:29	Bright	53.500	19	50Alp Cyg	1.2460	10500.	107	42517	No
101	GOM_NL__2PRFIN20100418_090020_000000382088_00379_42517_5112.N1	18-APR-2010 09:00:20	Bright	38.000	164	44Eta Peg	2.9480	5400.0	76	42517	No

102	GOM_NL__2PRFIN20100418_090737_000000542088_00379_42517_5113.N1	18-APR-2010 09:07:37	Dark	54.000	61	8Eps Peg	2.1000	3900.0	108	42517	No
103	GOM_NL__2PRFIN20100418_091004_000000482088_00379_42517_5114.N1	18-APR-2010 09:10:04	Dark	47.500	162	34Alp Aqr	2.9440	5350.0	95	42517	No
104	GOM_NL__2PRFIN20100418_091250_000000492088_00379_42517_5115.N1	18-APR-2010 09:12:50	Dark	48.500	154	22Bet Aqr	2.8990	5700.0	97	42517	No
105	GOM_NL__2PRFIN20100418_091511_000000462088_00379_42517_5116.N1	18-APR-2010 09:15:11	Dark	45.500	142	49Del Cap	2.8500	8900.0	91	42517	No
106	GOM_NL__2PRFIN20100418_093544_000000582088_00380_42518_5106.N1	18-APR-2010 09:35:44	Dark	57.500	40	The Sco	1.8590	7100.0	115	42518	No
107	GOM_NL__2PRFIN20100418_094225_000000412088_00380_42518_5107.N1	18-APR-2010 09:42:25	Straylight	41.000	78	Alp Lup	2.3040	28000.	82	42518	No
108	GOM_NL__2PRFIN20100418_094400_000000442088_00380_42518_5108.N1	18-APR-2010 09:44:00	Straylight	44.000	81	Eta Cen	2.3560	28000.	88	42518	No
109	GOM_NL__2PRFIN20100418_094619_000000492088_00380_42518_5109.N1	18-APR-2010 09:46:19	Straylight	49.000	54	5The Cen	2.0550	4500.0	98	42518	No
110	GOM_NL__2PRFIN20100418_095057_000000432088_00380_42518_5110.N1	18-APR-2010 09:50:57	Tw_i_and_stray	43.000	169	46Gam Hya	2.9910	4700.0	86	42518	No
111	GOM_NL__2PRFIN20100418_095430_000000432088_00380_42518_5111.N1	18-APR-2010 09:54:30	Bright	42.500	15	67Alp Vir	0.97600	28000.	85	42518	No
112	GOM_NL__2PRFIN20100418_095733_000000382088_00380_42518_5112.N1	18-APR-2010 09:57:33	Bright	38.000	121	29Gam Vir	2.7400	7200.0	76	42518	No
113	GOM_NL__2PRFIN20100418_100114_000000402088_00380_42518_5113.N1	18-APR-2010 10:01:14	Bright	39.500	138	47Eps Vir	2.8280	4700.0	79	42518	No
114	GOM_NL__2PRFIN20100418_100425_000000452088_00380_42518_5114.N1	18-APR-2010 10:04:25	Bright	44.500	111	8Eta Boo	2.6800	6000.0	89	42518	No
115	GOM_NL__2PRFIN20100418_100916_000000372088_00380_42518_5115.N1	18-APR-2010 10:09:16	Bright	36.500	152	12Alp2CVn	2.8900	11000.	73	42518	No
116	GOM_NL__2PRFIN20100418_101328_000000442088_00380_42518_5116.N1	18-APR-2010 10:13:28	Bright	44.000	39	85Eta UMa	1.8540	24000.	88	42518	No
117	GOM_NL__2PRFIN20100418_102039_000000392088_00380_42518_5117.N1	18-APR-2010 10:20:39	Bright	39.000	60	7Bet UMi	2.0810	3950.0	78	42518	No
118	GOM_NL__2PRFIN20100418_103049_000000372088_00380_42518_5118.N1	18-APR-2010 10:30:49	Bright	37.000	89	5Alp Cep	2.4510	8000.0	74	42518	No
119	GOM_NL__2PRFIN20100418_103605_000000682088_00380_42518_5119.N1	18-APR-2010 10:36:05	Bright	67.500	19	50Alp Cyg	1.2460	10500.	135	42518	No
120	GOM_NL__2PRFIN20100418_104056_000000392088_00380_42518_5120.N1	18-APR-2010 10:40:56	Bright	38.500	164	44Eta Peg	2.9480	5400.0	77	42518	No
121	GOM_NL__2PRFIN20100418_104813_000000492088_00380_42518_5121.N1	18-APR-2010 10:48:13	Dark	49.000	61	8Eps Peg	2.1000	3900.0	98	42518	No
122	GOM_NL__2PRFIN20100418_105040_000000442088_00380_42518_5122.N1	18-APR-2010 10:50:40	Dark	44.000	162	34Alp Aqr	2.9440	5350.0	88	42518	No
123	GOM_NL__2PRFIN20100418_105326_000000512088_00380_42518_5123.N1	18-APR-2010 10:53:26	Dark	50.500	154	22Bet Aqr	2.8990	5700.0	101	42518	No
124	GOM_NL__2PRFIN20100418_105547_000000442088_00380_42518_5124.N1	18-APR-2010 10:55:47	Dark	44.000	142	49Del Cap	2.8500	8900.0	88	42518	No
125	GOM_NL__2PRFIN20100418_111621_000000542088_00381_42519_5114.N1	18-APR-2010 11:16:21	Dark	53.500	40	The Sco	1.8590	7100.0	107	42519	No
126	GOM_NL__2PRFIN20100418_112301_000000432088_00381_42519_5115.N1	18-APR-2010 11:23:01	Straylight	43.000	78	Alp Lup	2.3040	28000.	86	42519	No
127	GOM_NL__2PRFIN20100418_112436_000000432088_00381_42519_5116.N1	18-APR-2010 11:24:36	Straylight	43.000	81	Eta Cen	2.3560	28000.	86	42519	No
128	GOM_NL__2PRFIN20100418_112655_000000472088_00381_42519_5117.N1	18-APR-2010 11:26:55	Straylight	46.500	54	5The Cen	2.0550	4500.0	93	42519	No
129	GOM_NL__2PRFIN20100418_113133_000000442088_00381_42519_5118.N1	18-APR-2010 11:31:33	Tw_i_and_stray	44.000	169	46Gam Hya	2.9910	4700.0	88	42519	No
130	GOM_NL__2PRFIN20100418_113506_000000452088_00381_42519_5119.N1	18-APR-2010 11:35:06	Bright	44.500	15	67Alp Vir	0.97600	28000.	89	42519	No
131	GOM_NL__2PRFIN20100418_113809_000000382088_00381_42519_5120.N1	18-APR-2010 11:38:09	Bright	38.000	121	29Gam Vir	2.7400	7200.0	76	42519	No
132	GOM_NL__2PRFIN20100418_114150_000000562088_00381_42519_5121.N1	18-APR-2010 11:41:50	Bright	56.000	138	47Eps Vir	2.8280	4700.0	112	42519	No
133	GOM_NL__2PRFIN20100418_114500_000000452088_00381_42519_5122.N1	18-APR-2010 11:45:00	Bright	44.500	111	8Eta Boo	2.6800	6000.0	89	42519	No
134	GOM_NL__2PRFIN20100418_114952_000000432088_00381_42519_5123.N1	18-APR-2010 11:49:52	Bright	43.000	152	12Alp2CVn	2.8900	11000.	86	42519	No
135	GOM_NL__2PRFIN20100418_115403_000000422088_00381_42519_5124.N1	18-APR-2010 11:54:03	Bright	42.000	39	85Eta UMa	1.8540	24000.	84	42519	No
136	GOM_NL__2PRFIN20100418_120114_000000412088_00381_42519_5125.N1	18-APR-2010 12:01:14	Bright	40.500	60	7Bet UMi	2.0810	3950.0	81	42519	No
137	GOM_NL__2PRFIN20100418_121124_000000392088_00381_42519_5126.N1	18-APR-2010 12:11:24	Bright	39.000	89	5Alp Cep	2.4510	8000.0	78	42519	No
138	GOM_NL__2PRFIN20100418_121641_000000502088_00381_42519_5127.N1	18-APR-2010 12:16:41	Bright	49.500	19	50Alp Cyg	1.2460	10500.	99	42519	No
139	GOM_NL__2PRFIN20100418_122132_000000382088_00381_42519_5128.N1	18-APR-2010 12:21:32	Bright	38.000	164	44Eta Peg	2.9480	5400.0	76	42519	No
140	GOM_NL__2PRFIN20100418_122849_000000512088_00381_42519_5129.N1	18-APR-2010 12:28:49	Dark	50.500	61	8Eps Peg	2.1000	3900.0	101	42519	No
141	GOM_NL__2PRFIN20100418_123117_000000472088_00381_42519_5130.N1	18-APR-2010 12:31:17	Dark	46.500	162	34Alp Aqr	2.9440	5350.0	93	42519	No
142	GOM_NL__2PRFIN20100418_123403_000000502088_00381_42519_5131.N1	18-APR-2010 12:34:03	Dark	50.000	154	22Bet Aqr	2.8990	5700.0	100	42519	No
143	GOM_NL__2PRFIN20100418_123623_000000482088_00381_42519_5132.N1	18-APR-2010 12:36:23	Dark	47.500	142	49Del Cap	2.8500	8900.0	95	42519	No
144	GOM_NL__2PRFIN20100418_125658_000000532088_00382_42520_5122.N1	18-APR-2010 12:56:58	Dark	52.500	40	The Sco	1.8590	7100.0	105	42520	No
145	GOM_NL__2PRFIN20100418_130338_000000412088_00382_42520_5123.N1	18-APR-2010 13:03:38	Straylight	40.500	78	Alp Lup	2.3040	28000.	81	42520	No
146	GOM_NL__2PRFIN20100418_130513_000000452088_00382_42520_5124.N1	18-APR-2010 13:05:13	Straylight	44.500	81	Eta Cen	2.3560	28000.	89	42520	No
147	GOM_NL__2PRFIN20100418_130732_000000482088_00382_42520_5125.N1	18-APR-2010 13:07:32	Straylight	48.000	54	5The Cen	2.0550	4500.0	96	42520	No
148	GOM_NL__2PRFIN20100418_131209_000000432088_00382_42520_5126.N1	18-APR-2010 13:12:09	Tw_i_and_stray	42.500	169	46Gam Hya	2.9910	4700.0	85	42520	No
149	GOM_NL__2PRFIN20100418_131542_000000412088_00382_42520_5127.N1	18-APR-2010 13:15:42	Bright	41.000	15	67Alp Vir	0.97600	28000.	82	42520	No
150	GOM_NL__2PRFIN20100418_131845_000000382088_00382_42520_5128.N1	18-APR-2010 13:18:45	Bright	38.000	121	29Gam Vir	2.7400	7200.0	76	42520	No
151	GOM_NL__2PRFIN20100418_132226_000000392088_00382_42520_5129.N1	18-APR-2010 13:22:26	Bright	38.500	138	47Eps Vir	2.8280	4700.0	77	42520	No
152	GOM_NL__2PRFIN20100418_132535_000000462088_00382_42520_5130.N1	18-APR-2010 13:25:35	Bright	46.000	111	8Eta Boo	2.6800	6000.0	92	42520	No
153	GOM_NL__2PRFIN20100418_133028_000000372088_00382_42520_5131.N1	18-APR-2010 13:30:28	Bright	37.000	152	12Alp2CVn	2.8900	11000.	74	42520	No
154	GOM_NL__2PRFIN20100418_133439_000000412088_00382_42520_5132.N1	18-APR-2010 13:34:39	Bright	41.000	39	85Eta UMa	1.8540	24000.	82	42520	No
155	GOM_NL__2PRFIN20100418_134150_000000372088_00382_42520_5133.N1	18-APR-2010 13:41:50	Bright	37.000	60	7Bet UMi	2.0810	3950.0	74	42520	No
156	GOM_NL__2PRFIN20100418_135200_000000412088_00382_42520_5134.N1	18-APR-2010 13:52:00	Bright	40.500	89	5Alp Cep	2.4510	8000.0	81	42520	No
157	GOM_NL__2PRFIN20100418_135716_000000532088_00382_42520_5135.N1	18-APR-2010 13:57:16	Bright	53.000	19	50Alp Cyg	1.2460	10500.	106	42520	No
158	GOM_NL__2PRFIN20100418_140208_000000382088_00382_42520_5136.N1	18-APR-2010 14:02:08	Bright	38.000	164	44Eta Peg	2.9480	5400.0	76	42520	No
159	GOM_NL__2PRFIN20100418_140926_000000502088_00382_42520_5137.N1	18-APR-2010 14:09:26	Dark	49.500	61	8Eps Peg	2.1000	3900.0	99	42520	No
160	GOM_NL__2PRFIN20100418_141154_000000452088_00382_42520_5138.N1	18-APR-2010 14:11:54	Dark	45.000	162	34Alp Aqr	2.9440	5350.0	90	42520	No

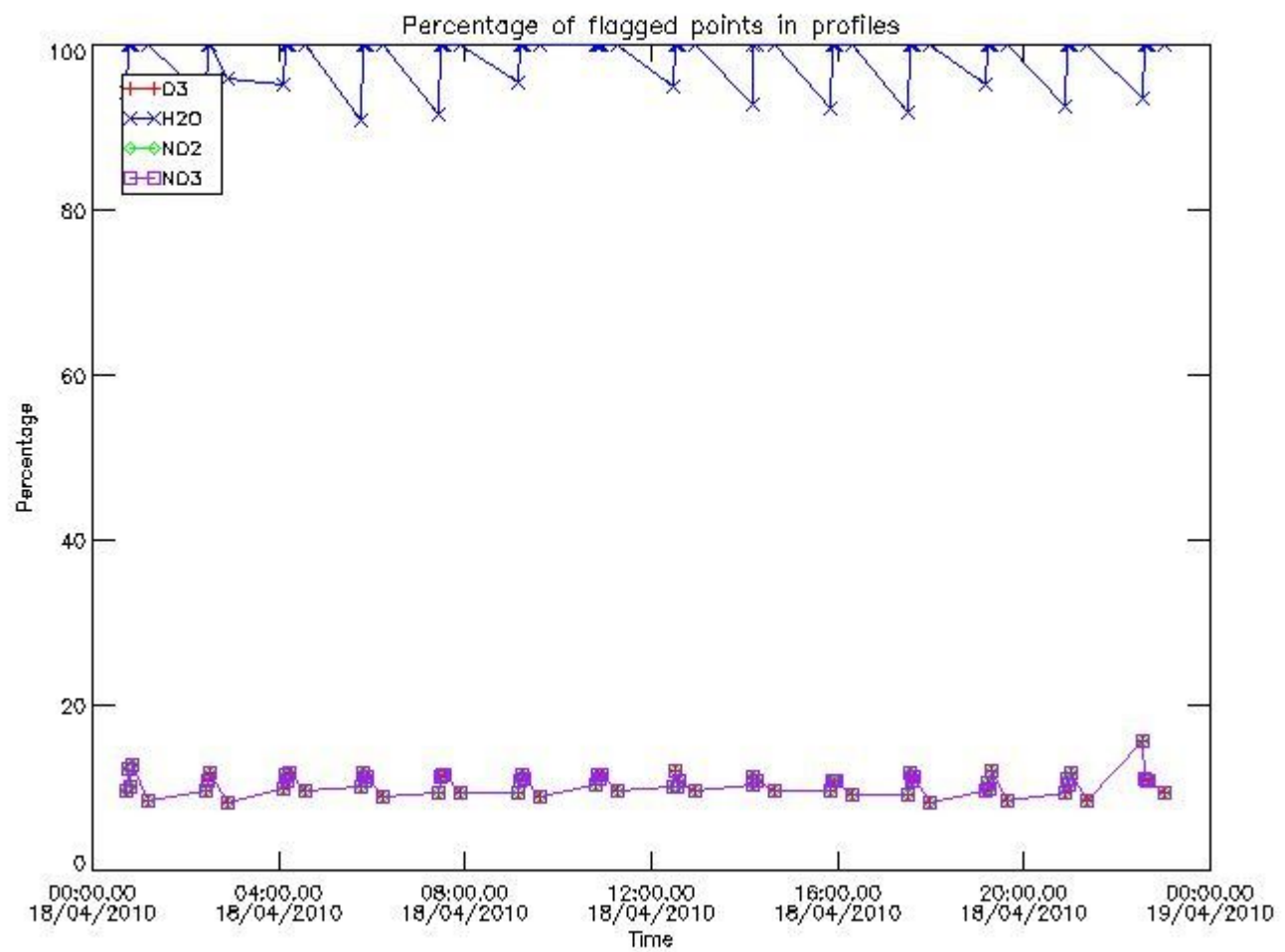
161	GOM_NL__2PRFIN20100418_141440_000000522088_00382_42520_5139.N1	18-APR-2010 14:14:40	Dark	52.000	154	22Bet Aqr	2.8990	5700.0	104	42520	No
162	GOM_NL__2PRFIN20100418_141700_000000472088_00382_42520_5140.N1	18-APR-2010 14:17:00	Dark	47.000	142	49Del Cap	2.8500	8900.0	94	42520	No
163	GOM_NL__2PRFIN20100418_143735_000000542088_00383_42521_5130.N1	18-APR-2010 14:37:35	Dark	53.500	40	The Sco	1.8590	7100.0	107	42521	No
164	GOM_NL__2PRFIN20100418_144414_000000422088_00383_42521_5131.N1	18-APR-2010 14:44:14	Straylight	42.000	78	Alp Lup	2.3040	28000.	84	42521	No
165	GOM_NL__2PRFIN20100418_144549_000000442088_00383_42521_5132.N1	18-APR-2010 14:45:49	Straylight	43.500	81	Eta Cen	2.3560	28000.	87	42521	No
166	GOM_NL__2PRFIN20100418_144808_000000482088_00383_42521_5133.N1	18-APR-2010 14:48:08	Straylight	48.000	54	5The Cen	2.0550	4500.0	96	42521	No
167	GOM_NL__2PRFIN20100418_145245_000000432088_00383_42521_5134.N1	18-APR-2010 14:52:45	Tw_i_and_stray	43.000	169	46Gam Hya	2.9910	4700.0	86	42521	No
168	GOM_NL__2PRFIN20100418_145619_000000462088_00383_42521_5135.N1	18-APR-2010 14:56:19	Bright	46.000	15	67Alp Vir	0.97600	28000.	92	42521	No
169	GOM_NL__2PRFIN20100418_145921_000000392088_00383_42521_5136.N1	18-APR-2010 14:59:21	Bright	38.500	121	29Gam Vir	2.7400	7200.0	77	42521	No
170	GOM_NL__2PRFIN20100418_150301_000000392088_00383_42521_5137.N1	18-APR-2010 15:03:01	Bright	38.500	138	47Eps Vir	2.8280	4700.0	77	42521	No
171	GOM_NL__2PRFIN20100418_150611_000000452088_00383_42521_5138.N1	18-APR-2010 15:06:11	Bright	44.500	111	8Eta Boo	2.6800	6000.0	89	42521	No
172	GOM_NL__2PRFIN20100418_151104_000000392088_00383_42521_5139.N1	18-APR-2010 15:11:04	Bright	39.000	152	12Alp2CVn	2.8900	11000.	78	42521	No
173	GOM_NL__2PRFIN20100418_151514_000000602088_00383_42521_5140.N1	18-APR-2010 15:15:14	Bright	60.000	39	85Eta UMa	1.8540	24000.	120	42521	No
174	GOM_NL__2PRFIN20100418_152226_000000412088_00383_42521_5141.N1	18-APR-2010 15:22:26	Bright	40.500	60	7Bet UMi	2.0810	3950.0	81	42521	No
175	GOM_NL__2PRFIN20100418_153235_000000422088_00383_42521_5142.N1	18-APR-2010 15:32:35	Bright	41.500	89	5Alp Cep	2.4510	8000.0	83	42521	No
176	GOM_NL__2PRFIN20100418_153752_000000502088_00383_42521_5143.N1	18-APR-2010 15:37:52	Bright	50.000	19	50Alp Cyg	1.2460	10500.	100	42521	No
177	GOM_NL__2PRFIN20100418_154245_000000382088_00383_42521_5144.N1	18-APR-2010 15:42:45	Bright	38.000	164	44Eta Peg	2.9480	5400.0	76	42521	No
178	GOM_NL__2PRFIN20100418_155002_000000532088_00383_42521_5145.N1	18-APR-2010 15:50:02	Dark	52.500	61	8Eps Peg	2.1000	3900.0	105	42521	No
179	GOM_NL__2PRFIN20100418_155230_000000482088_00383_42521_5146.N1	18-APR-2010 15:52:30	Dark	47.500	162	34Alp Aqr	2.9440	5350.0	95	42521	No
180	GOM_NL__2PRFIN20100418_155517_000000472088_00383_42521_5147.N1	18-APR-2010 15:55:17	Dark	46.500	154	22Bet Aqr	2.8990	5700.0	93	42521	No
181	GOM_NL__2PRFIN20100418_155737_000000472088_00383_42521_5148.N1	18-APR-2010 15:57:37	Dark	46.500	142	49Del Cap	2.8500	8900.0	93	42521	No
182	GOM_NL__2PRFIN20100418_161812_000000552088_00384_42522_5138.N1	18-APR-2010 16:18:12	Dark	55.000	40	The Sco	1.8590	7100.0	110	42522	No
183	GOM_NL__2PRFIN20100418_162450_000000432088_00384_42522_5139.N1	18-APR-2010 16:24:50	Straylight	43.000	78	Alp Lup	2.3040	28000.	86	42522	No
184	GOM_NL__2PRFIN20100418_162625_000000452088_00384_42522_5140.N1	18-APR-2010 16:26:25	Straylight	45.000	81	Eta Cen	2.3560	28000.	90	42522	No
185	GOM_NL__2PRFIN20100418_162844_000000462088_00384_42522_5141.N1	18-APR-2010 16:28:44	Straylight	45.500	54	5The Cen	2.0550	4500.0	91	42522	No
186	GOM_NL__2PRFIN20100418_163321_000000442088_00384_42522_5142.N1	18-APR-2010 16:33:21	Tw_i_and_stray	43.500	169	46Gam Hya	2.9910	4700.0	87	42522	No
187	GOM_NL__2PRFIN20100418_163654_000000442088_00384_42522_5143.N1	18-APR-2010 16:36:54	Bright	44.000	15	67Alp Vir	0.97600	28000.	88	42522	No
188	GOM_NL__2PRFIN20100418_163957_000000392088_00384_42522_5144.N1	18-APR-2010 16:39:57	Bright	38.500	121	29Gam Vir	2.7400	7200.0	77	42522	No
189	GOM_NL__2PRFIN20100418_164337_000000402088_00384_42522_5145.N1	18-APR-2010 16:43:37	Bright	39.500	138	47Eps Vir	2.8280	4700.0	79	42522	No
190	GOM_NL__2PRFIN20100418_164646_000000452088_00384_42522_5146.N1	18-APR-2010 16:46:46	Bright	45.000	111	8Eta Boo	2.6800	6000.0	90	42522	No
191	GOM_NL__2PRFIN20100418_165139_000000392088_00384_42522_5147.N1	18-APR-2010 16:51:39	Bright	38.500	152	12Alp2CVn	2.8900	11000.	77	42522	No
192	GOM_NL__2PRFIN20100418_165550_000000402088_00384_42522_5148.N1	18-APR-2010 16:55:50	Bright	39.500	39	85Eta UMa	1.8540	24000.	79	42522	No
193	GOM_NL__2PRFIN20100418_170301_000000402088_00384_42522_5149.N1	18-APR-2010 17:03:01	Bright	39.500	60	7Bet UMi	2.0810	3950.0	79	42522	No
194	GOM_NL__2PRFIN20100418_171312_000000402088_00384_42522_5150.N1	18-APR-2010 17:13:12	Bright	39.500	89	5Alp Cep	2.4510	8000.0	79	42522	No
195	GOM_NL__2PRFIN20100418_171828_000000532088_00384_42522_5151.N1	18-APR-2010 17:18:28	Bright	53.000	19	50Alp Cyg	1.2460	10500.	106	42522	No
196	GOM_NL__2PRFIN20100418_172321_000000362088_00384_42522_5152.N1	18-APR-2010 17:23:21	Bright	35.500	164	44Eta Peg	2.9480	5400.0	71	42522	No
197	GOM_NL__2PRFIN20100418_173038_000000562088_00384_42522_5153.N1	18-APR-2010 17:30:38	Dark	56.000	61	8Eps Peg	2.1000	3900.0	112	42522	No
198	GOM_NL__2PRFIN20100418_173306_000000442088_00384_42522_5154.N1	18-APR-2010 17:33:06	Dark	43.500	162	34Alp Aqr	2.9440	5350.0	87	42522	No
199	GOM_NL__2PRFIN20100418_173553_000000472088_00384_42522_5155.N1	18-APR-2010 17:35:53	Dark	46.500	154	22Bet Aqr	2.8990	5700.0	93	42522	No
200	GOM_NL__2PRFIN20100418_173813_000000452088_00384_42522_5156.N1	18-APR-2010 17:38:13	Dark	45.000	142	49Del Cap	2.8500	8900.0	90	42522	No
201	GOM_NL__2PRFIN20100418_175849_000000632088_00385_42523_5146.N1	18-APR-2010 17:58:49	Dark	63.000	40	The Sco	1.8590	7100.0	126	42523	No
202	GOM_NL__2PRFIN20100418_180527_000000422088_00385_42523_5147.N1	18-APR-2010 18:05:27	Straylight	42.000	78	Alp Lup	2.3040	28000.	84	42523	No
203	GOM_NL__2PRFIN20100418_180702_000000472088_00385_42523_5148.N1	18-APR-2010 18:07:02	Straylight	46.500	81	Eta Cen	2.3560	28000.	93	42523	No
204	GOM_NL__2PRFIN20100418_180921_000000432088_00385_42523_5149.N1	18-APR-2010 18:09:21	Straylight	43.000	54	5The Cen	2.0550	4500.0	86	42523	No
205	GOM_NL__2PRFIN20100418_181357_000000442088_00385_42523_5150.N1	18-APR-2010 18:13:57	Tw_i_and_stray	43.500	169	46Gam Hya	2.9910	4700.0	87	42523	No
206	GOM_NL__2PRFIN20100418_181731_000000472088_00385_42523_5151.N1	18-APR-2010 18:17:31	Bright	47.000	15	67Alp Vir	0.97600	28000.	94	42523	No
207	GOM_NL__2PRFIN20100418_182033_000000382088_00385_42523_5152.N1	18-APR-2010 18:20:33	Bright	38.000	121	29Gam Vir	2.7400	7200.0	76	42523	No
208	GOM_NL__2PRFIN20100418_182413_000000392088_00385_42523_5153.N1	18-APR-2010 18:24:13	Bright	38.500	138	47Eps Vir	2.8280	4700.0	77	42523	No
209	GOM_NL__2PRFIN20100418_182722_000000452088_00385_42523_5154.N1	18-APR-2010 18:27:22	Bright	45.000	111	8Eta Boo	2.6800	6000.0	90	42523	No
210	GOM_NL__2PRFIN20100418_183215_000000372088_00385_42523_5155.N1	18-APR-2010 18:32:15	Bright	36.500	152	12Alp2CVn	2.8900	11000.	73	42523	No
211	GOM_NL__2PRFIN20100418_183625_000000442088_00385_42523_5156.N1	18-APR-2010 18:36:25	Bright	43.500	39	85Eta UMa	1.8540	24000.	87	42523	No
212	GOM_NL__2PRFIN20100418_184337_000000402088_00385_42523_5157.N1	18-APR-2010 18:43:37	Bright	40.000	60	7Bet UMi	2.0810	3950.0	80	42523	No
213	GOM_NL__2PRFIN20100418_185347_000000412088_00385_42523_5158.N1	18-APR-2010 18:53:47	Bright	40.500	89	5Alp Cep	2.4510	8000.0	81	42523	No
214	GOM_NL__2PRFIN20100418_185904_000000512088_00385_42523_5159.N1	18-APR-2010 18:59:04	Bright	50.500	19	50Alp Cyg	1.2460	10500.	101	42523	No
215	GOM_NL__2PRFIN20100418_190357_000000392088_00385_42523_5160.N1	18-APR-2010 19:03:57	Bright	38.500	164	44Eta Peg	2.9480	5400.0	77	42523	No
216	GOM_NL__2PRFIN20100418_191115_000000542088_00385_42523_5161.N1	18-APR-2010 19:11:15	Dark	53.500	61	8Eps Peg	2.1000	3900.0	107	42523	No
217	GOM_NL__2PRFIN20100418_191343_000000492088_00385_42523_5162.N1	18-APR-2010 19:13:43	Dark	48.500	162	34Alp Aqr	2.9440	5350.0	97	42523	No
218	GOM_NL__2PRFIN20100418_191629_000000522088_00385_42523_5163.N1	18-APR-2010 19:16:29	Dark	51.500	154	22Bet Aqr	2.8990	5700.0	103	42523	No
219	GOM_NL__2PRFIN20100418_191850_000000422088_00385_42523_5164.N1	18-APR-2010 19:18:50	Dark	42.000	142	49Del Cap	2.8500	8900.0	84	42523	No

220	GOM_NL__2PRFIN20100418_193926_000000602088_00386_42524_5487.N1	18-APR-2010 19:39:26	Dark	59.500	40	The Sco	1.8590	7100.0	119	42524	No
221	GOM_NL__2PRFIN20100418_194603_000000452088_00386_42524_5488.N1	18-APR-2010 19:46:03	Straylight	44.500	78	Alp Lup	2.3040	28000.	89	42524	No
222	GOM_NL__2PRFIN20100418_194738_000000442088_00386_42524_5489.N1	18-APR-2010 19:47:38	Straylight	43.500	81	Eta Cen	2.3560	28000.	87	42524	No
223	GOM_NL__2PRFIN20100418_194957_000000462088_00386_42524_5490.N1	18-APR-2010 19:49:57	Straylight	45.500	54	5The Cen	2.0550	4500.0	91	42524	No
224	GOM_NL__2PRFIN20100418_195433_000000442088_00386_42524_5491.N1	18-APR-2010 19:54:33	Tw_i_and_stray	43.500	169	46Gam Hya	2.9910	4700.0	87	42524	No
225	GOM_NL__2PRFIN20100418_195807_000000432088_00386_42524_5492.N1	18-APR-2010 19:58:07	Bright	43.000	15	67Alp Vir	0.97600	28000.	86	42524	No
226	GOM_NL__2PRFIN20100418_200109_000000372088_00386_42524_5493.N1	18-APR-2010 20:01:09	Bright	36.500	121	29Gam Vir	2.7400	7200.0	73	42524	No
227	GOM_NL__2PRFIN20100418_200449_000000392088_00386_42524_5494.N1	18-APR-2010 20:04:49	Bright	38.500	138	47Eps Vir	2.8280	4700.0	77	42524	No
228	GOM_NL__2PRFIN20100418_200757_000000452088_00386_42524_5495.N1	18-APR-2010 20:07:57	Bright	44.500	111	8Eta Boo	2.6800	6000.0	89	42524	No
229	GOM_NL__2PRFIN20100418_201250_000000402088_00386_42524_5496.N1	18-APR-2010 20:12:50	Bright	39.500	152	12Alp2CVn	2.8900	11000.	79	42524	No
230	GOM_NL__2PRFIN20100418_201701_000000602088_00386_42524_5497.N1	18-APR-2010 20:17:01	Bright	60.000	39	85Eta UMa	1.8540	24000.	120	42524	No
231	GOM_NL__2PRFIN20100418_202413_000000382088_00386_42524_5498.N1	18-APR-2010 20:24:13	Bright	38.000	60	7Bet UMi	2.0810	3950.0	76	42524	No
232	GOM_NL__2PRFIN20100418_203423_000000382088_00386_42524_5499.N1	18-APR-2010 20:34:23	Bright	37.500	89	5Alp Cep	2.4510	8000.0	75	42524	No
233	GOM_NL__2PRFIN20100418_203939_000000532088_00386_42524_5500.N1	18-APR-2010 20:39:39	Bright	52.500	19	50Alp Cyg	1.2460	10500.	105	42524	No
234	GOM_NL__2PRFIN20100418_204433_000000372088_00386_42524_5501.N1	18-APR-2010 20:44:33	Bright	36.500	164	44Eta Peg	2.9480	5400.0	73	42524	No
235	GOM_NL__2PRFIN20100418_205151_000000552088_00386_42524_5502.N1	18-APR-2010 20:51:51	Dark	54.500	61	8Eps Peg	2.1000	3900.0	109	42524	No
236	GOM_NL__2PRFIN20100418_205419_000000462088_00386_42524_5503.N1	18-APR-2010 20:54:19	Dark	45.500	162	34Alp Aqr	2.9440	5350.0	91	42524	No
237	GOM_NL__2PRFIN20100418_205706_000000492088_00386_42524_5504.N1	18-APR-2010 20:57:06	Dark	49.000	154	22Bet Aqr	2.8990	5700.0	98	42524	No
238	GOM_NL__2PRFIN20100418_205927_000000432088_00386_42524_5505.N1	18-APR-2010 20:59:27	Dark	43.000	142	49Del Cap	2.8500	8900.0	86	42524	No
239	GOM_NL__2PRFIN20100418_212003_000000602088_00387_42525_5495.N1	18-APR-2010 21:20:03	Dark	60.000	40	The Sco	1.8590	7100.0	120	42525	No
240	GOM_NL__2PRFIN20100418_212639_000000432088_00387_42525_5496.N1	18-APR-2010 21:26:39	Straylight	42.500	78	Alp Lup	2.3040	28000.	85	42525	No
241	GOM_NL__2PRFIN20100418_212815_000000422088_00387_42525_5497.N1	18-APR-2010 21:28:15	Straylight	41.500	81	Eta Cen	2.3560	28000.	83	42525	No
242	GOM_NL__2PRFIN20100418_213033_000000482088_00387_42525_5498.N1	18-APR-2010 21:30:33	Straylight	47.500	54	5The Cen	2.0550	4500.0	95	42525	No
243	GOM_NL__2PRFIN20100418_213509_000000422088_00387_42525_5499.N1	18-APR-2010 21:35:09	Tw_i_and_stray	42.000	169	46Gam Hya	2.9910	4700.0	84	42525	No
244	GOM_NL__2PRFIN20100418_213842_000000462088_00387_42525_5500.N1	18-APR-2010 21:38:42	Bright	45.500	15	67Alp Vir	0.97600	28000.	91	42525	No
245	GOM_NL__2PRFIN20100418_214145_000000392088_00387_42525_5501.N1	18-APR-2010 21:41:45	Bright	38.500	121	29Gam Vir	2.7400	7200.0	77	42525	No
246	GOM_NL__2PRFIN20100418_214525_000000402088_00387_42525_5502.N1	18-APR-2010 21:45:25	Bright	39.500	138	47Eps Vir	2.8280	4700.0	79	42525	No
247	GOM_NL__2PRFIN20100418_214833_000000452088_00387_42525_5503.N1	18-APR-2010 21:48:33	Bright	45.000	111	8Eta Boo	2.6800	6000.0	90	42525	No
248	GOM_NL__2PRFIN20100418_215326_000000382088_00387_42525_5504.N1	18-APR-2010 21:53:26	Bright	37.500	152	12Alp2CVn	2.8900	11000.	75	42525	No
249	GOM_NL__2PRFIN20100418_215736_000000422088_00387_42525_5505.N1	18-APR-2010 21:57:36	Bright	41.500	39	85Eta UMa	1.8540	24000.	83	42525	No
250	GOM_NL__2PRFIN20100418_220448_000000362088_00387_42525_5506.N1	18-APR-2010 22:04:48	Bright	36.000	60	7Bet UMi	2.0810	3950.0	72	42525	No
251	GOM_NL__2PRFIN20100418_221459_000000402088_00387_42525_5507.N1	18-APR-2010 22:14:59	Bright	40.000	89	5Alp Cep	2.4510	8000.0	80	42525	No
252	GOM_NL__2PRFIN20100418_222015_000000522088_00387_42525_5508.N1	18-APR-2010 22:20:15	Bright	52.000	19	50Alp Cyg	1.2460	10500.	104	42525	No
253	GOM_NL__2PRFIN20100418_222509_000000532088_00387_42525_5509.N1	18-APR-2010 22:25:09	Bright	52.500	164	44Eta Peg	2.9480	5400.0	105	42525	No
254	GOM_NL__2PRFIN20100418_223228_000000552088_00387_42525_5510.N1	18-APR-2010 22:32:28	Dark	55.000	61	8Eps Peg	2.1000	3900.0	110	42525	No
255	GOM_NL__2PRFIN20100418_223456_000000462088_00387_42525_5511.N1	18-APR-2010 22:34:56	Dark	46.000	162	34Alp Aqr	2.9440	5350.0	92	42525	No
256	GOM_NL__2PRFIN20100418_223743_000000482088_00387_42525_5512.N1	18-APR-2010 22:37:43	Dark	47.500	154	22Bet Aqr	2.8990	5700.0	95	42525	No
257	GOM_NL__2PRFIN20100418_224003_000000472088_00387_42525_5513.N1	18-APR-2010 22:40:03	Dark	47.000	142	49Del Cap	2.8500	8900.0	94	42525	No
258	GOM_NL__2PRFIN20100418_230040_000000602088_00388_42526_5503.N1	18-APR-2010 23:00:40	Dark	60.000	40	The Sco	1.8590	7100.0	120	42526	No
259	GOM_NL__2PRFIN20100418_230716_000000442088_00388_42526_5504.N1	18-APR-2010 23:07:16	Straylight	43.500	78	Alp Lup	2.3040	28000.	87	42526	No
260	GOM_NL__2PRFIN20100418_230851_000000432088_00388_42526_5505.N1	18-APR-2010 23:08:51	Straylight	43.000	81	Eta Cen	2.3560	28000.	86	42526	No
261	GOM_NL__2PRFIN20100418_231109_000000512088_00388_42526_5506.N1	18-APR-2010 23:11:09	Straylight	50.500	54	5The Cen	2.0550	4500.0	101	42526	No
262	GOM_NL__2PRFIN20100418_231545_000000422088_00388_42526_5507.N1	18-APR-2010 23:15:45	Tw_i_and_stray	42.000	169	46Gam Hya	2.9910	4700.0	84	42526	No
263	GOM_NL__2PRFIN20100418_231918_000000462088_00388_42526_5508.N1	18-APR-2010 23:19:18	Bright	45.500	15	67Alp Vir	0.97600	28000.	91	42526	No
264	GOM_NL__2PRFIN20100418_232221_000000392088_00388_42526_5509.N1	18-APR-2010 23:22:21	Bright	39.000	121	29Gam Vir	2.7400	7200.0	78	42526	No
265	GOM_NL__2PRFIN20100418_232601_000000402088_00388_42526_5510.N1	18-APR-2010 23:26:01	Bright	39.500	138	47Eps Vir	2.8280	4700.0	79	42526	No
266	GOM_NL__2PRFIN20100418_232908_000000452088_00388_42526_5511.N1	18-APR-2010 23:29:08	Bright	45.000	111	8Eta Boo	2.6800	6000.0	90	42526	No
267	GOM_NL__2PRFIN20100418_233402_000000392088_00388_42526_5512.N1	18-APR-2010 23:34:02	Bright	39.000	152	12Alp2CVn	2.8900	11000.	78	42526	No
268	GOM_NL__2PRFIN20100418_233812_000000432088_00388_42526_5513.N1	18-APR-2010 23:38:12	Bright	42.500	39	85Eta UMa	1.8540	24000.	85	42526	No
269	GOM_NL__2PRFIN20100418_234524_000000412088_00388_42526_5514.N1	18-APR-2010 23:45:24	Bright	40.500	60	7Bet UMi	2.0810	3950.0	81	42526	No
270	GOM_NL__2PRFIN20100418_235534_000000582088_00388_42526_5515.N1	18-APR-2010 23:55:34	Bright	58.000	89	5Alp Cep	2.4510	8000.0	116	42526	No

3. Quality information per product

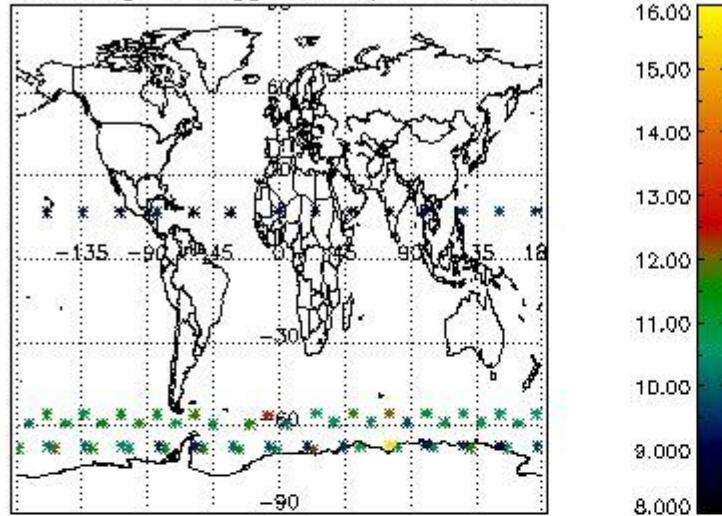
In this section it is plotted some information contained in the Quality Summary data set of the level 2 products. Only products in dark limb conditions and without errors (error flag in the MPH set to "0") are used.

3.1 Plot quality information per product (time dependant)

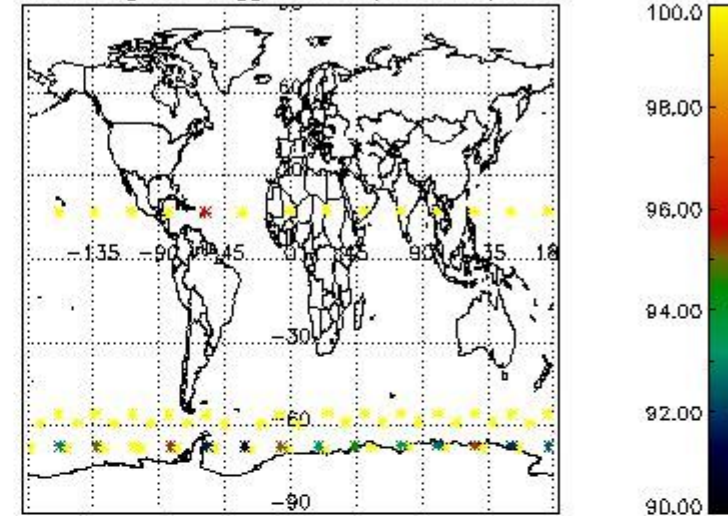


3.2 Plot quality information per product (world map)

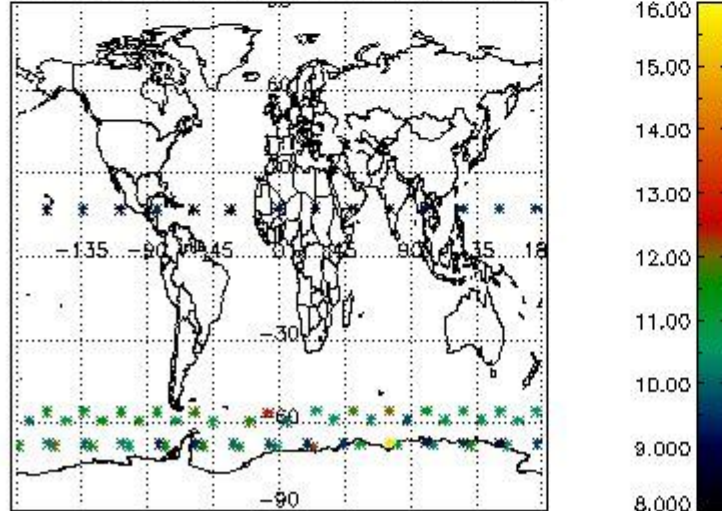
Percentage of flagged data per O3 profile



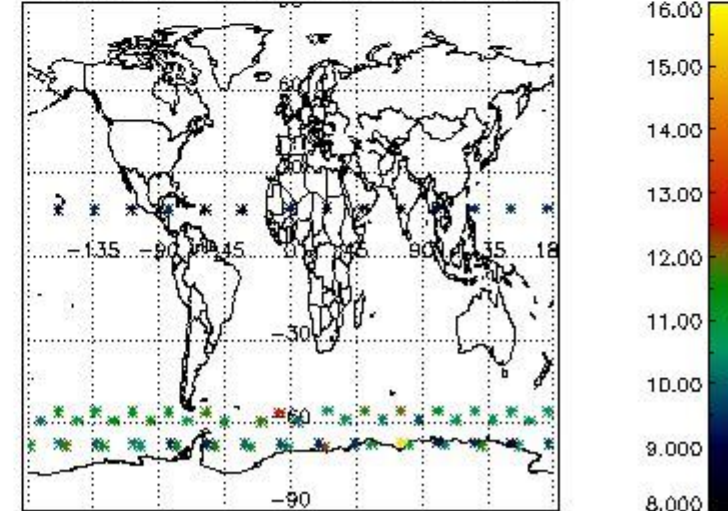
Percentage of flagged data per H2O profile



Percentage of flagged data per NO2 profile



Percentage of flagged data per NO3 profile

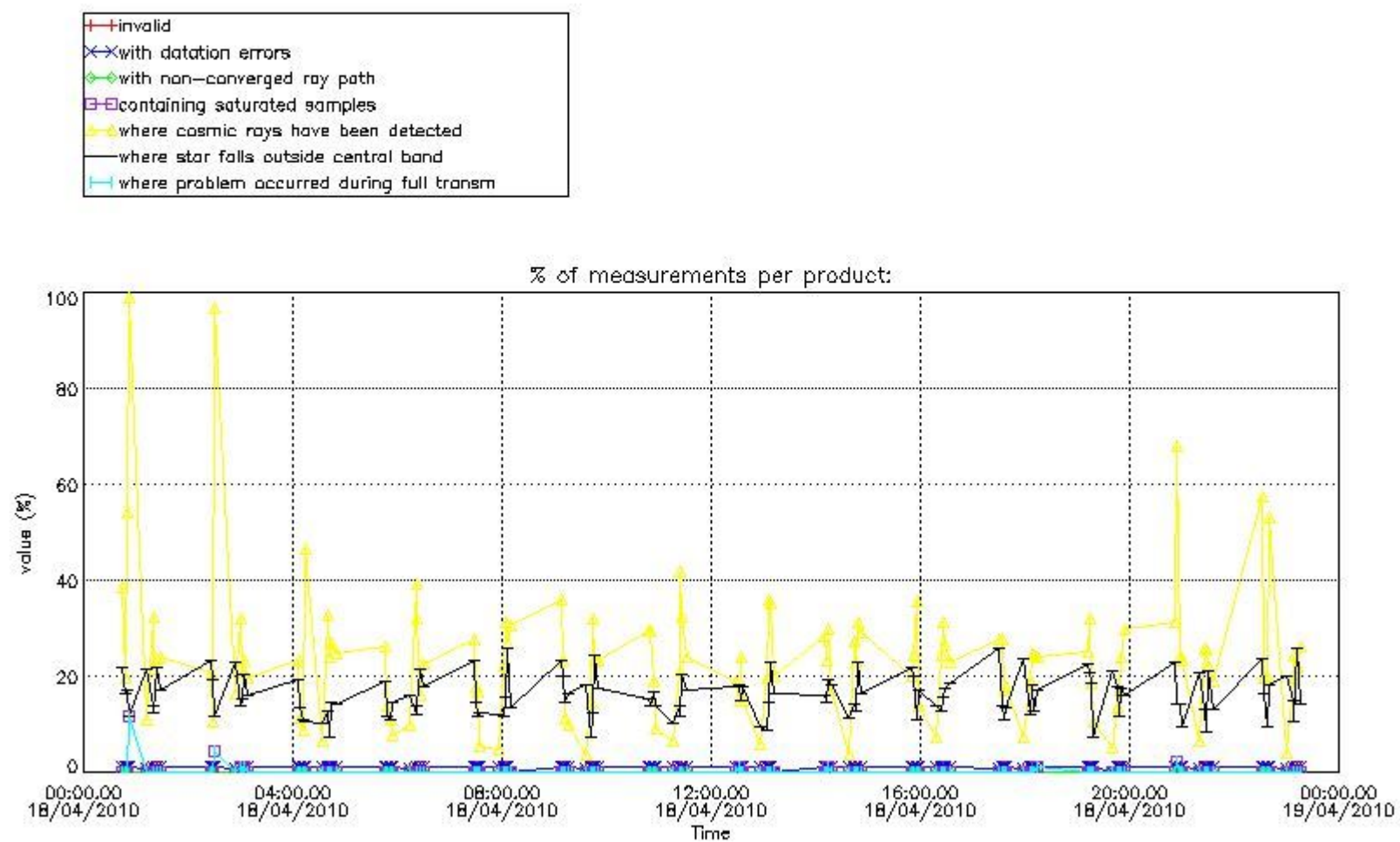


4. Level 1 quality information per product

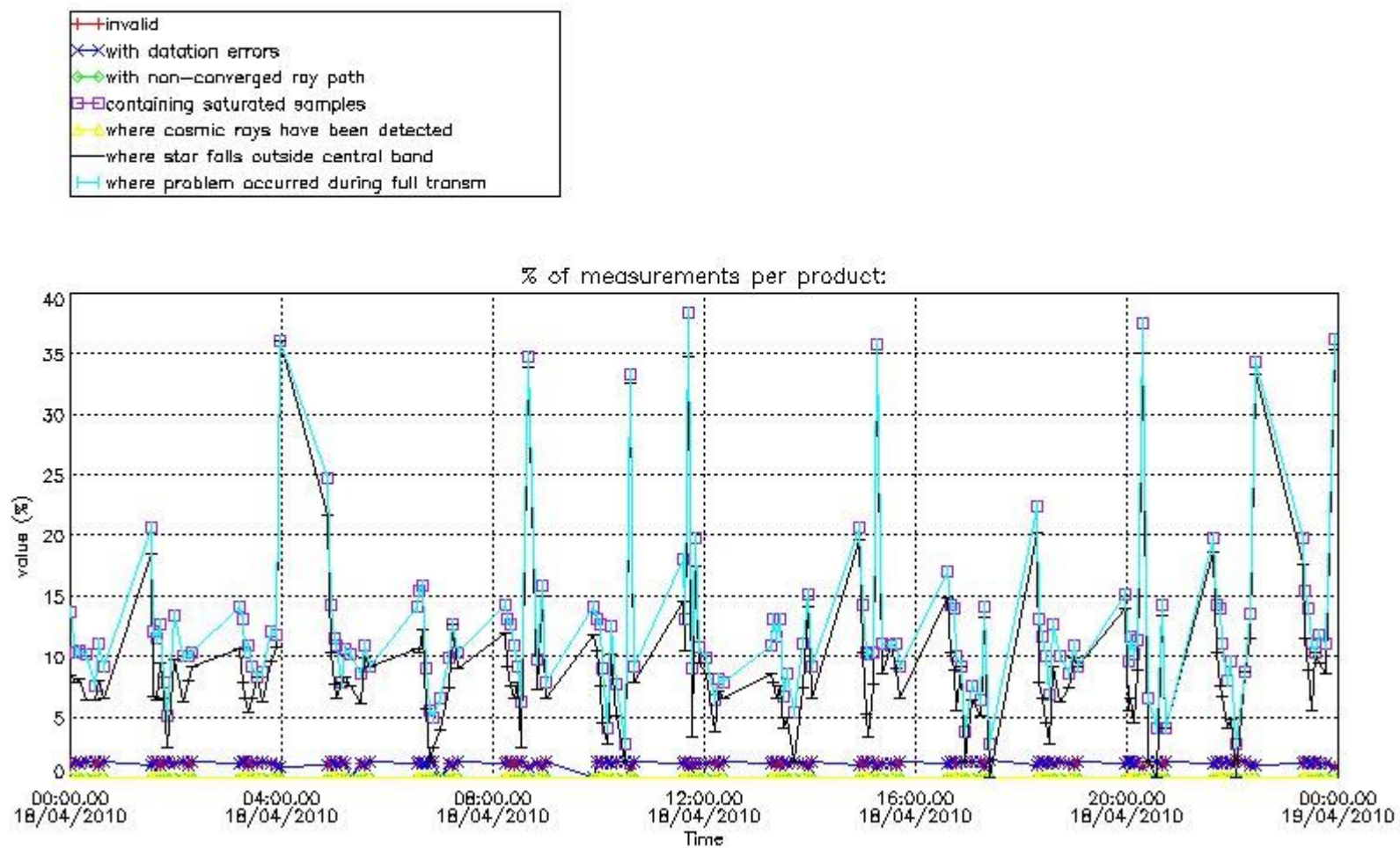
In this section it is plotted some information contained in the Quality Summary data set of the level 2 products that comes from the level 1b processing. Products without errors (error flag in the MPH set to "0") are used.

4.1 Plot quality information per product (time dependant) coming from level 1b processing

4.1.1 Plot level 1 quality information per product (time dependant): ENVISAT ASCENDING passes

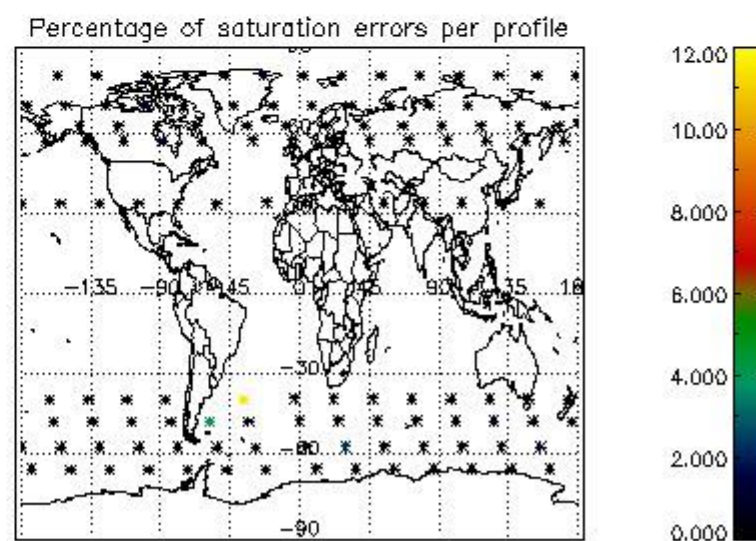
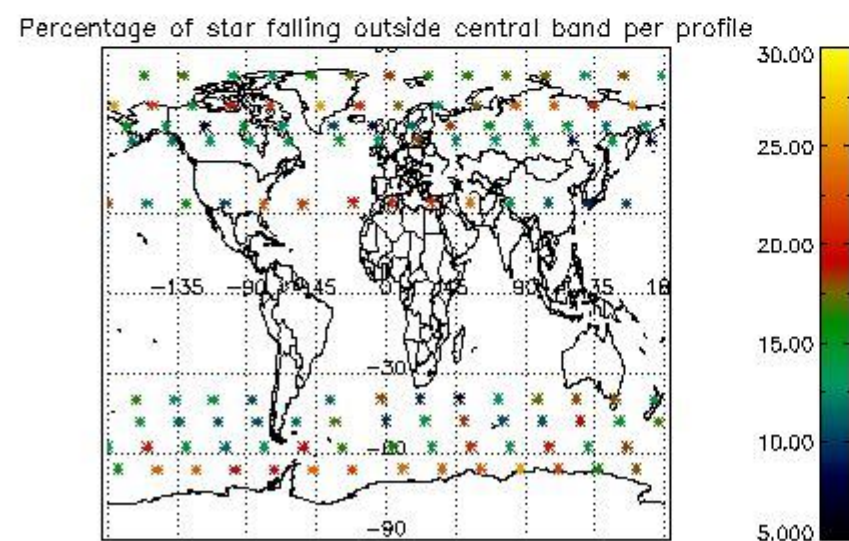
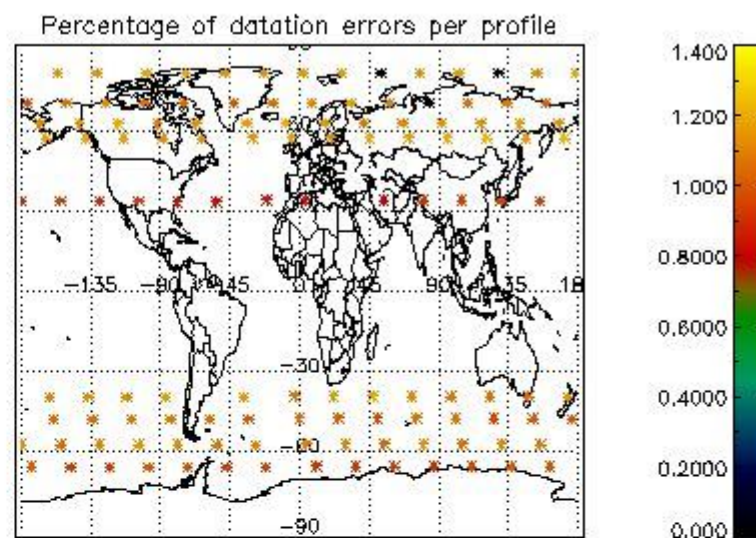
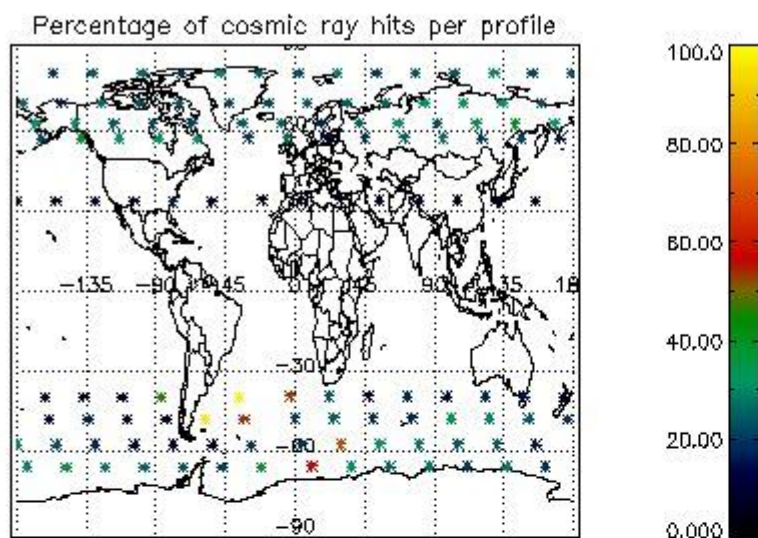


4.1.2 Plot level 1 quality information per product (time dependant): ENVI SAT DESCENDING passes

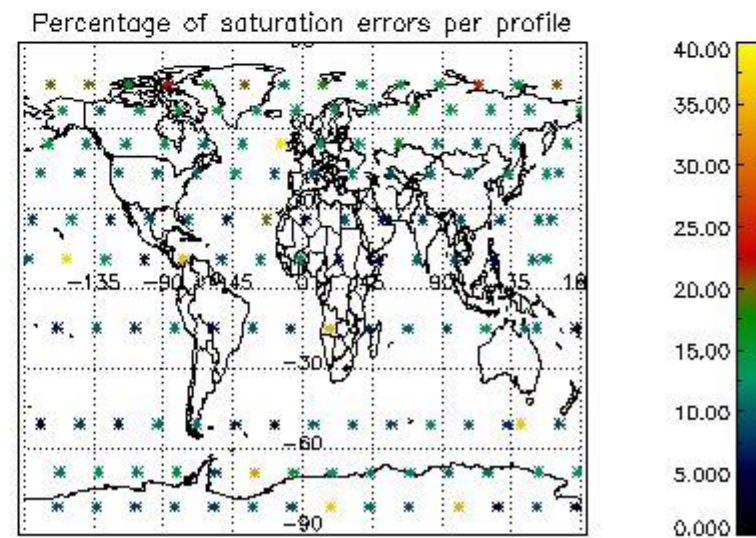
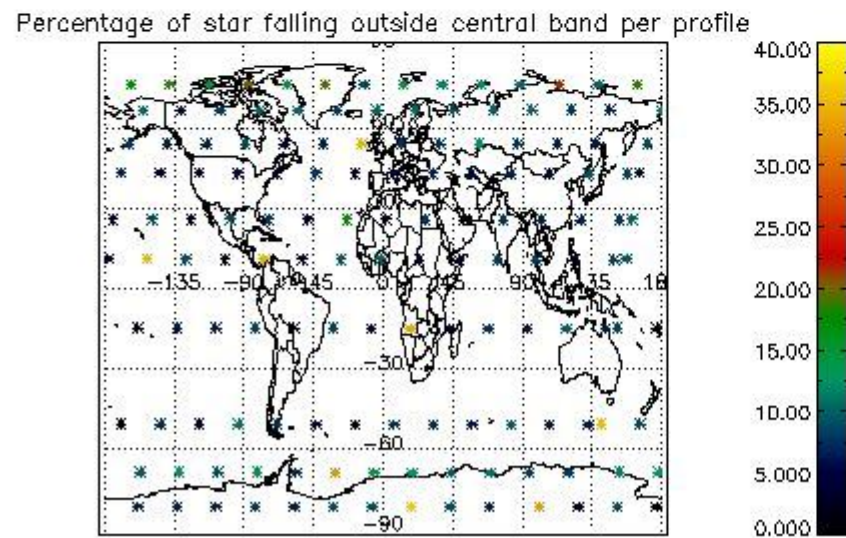
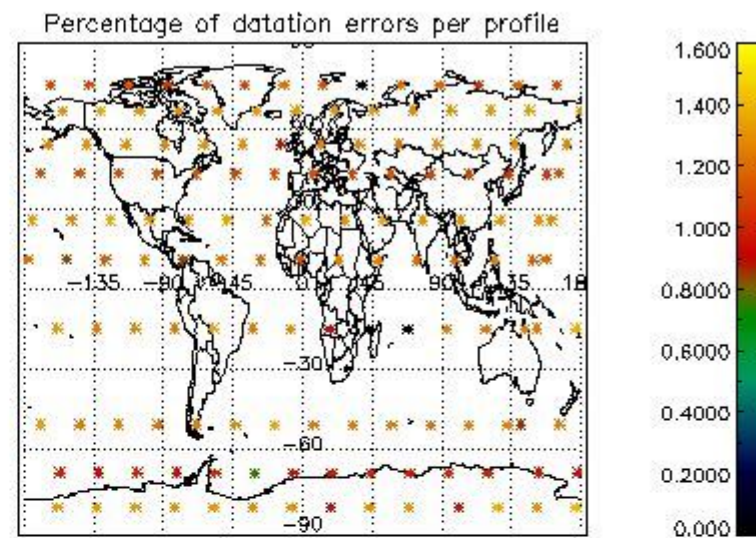
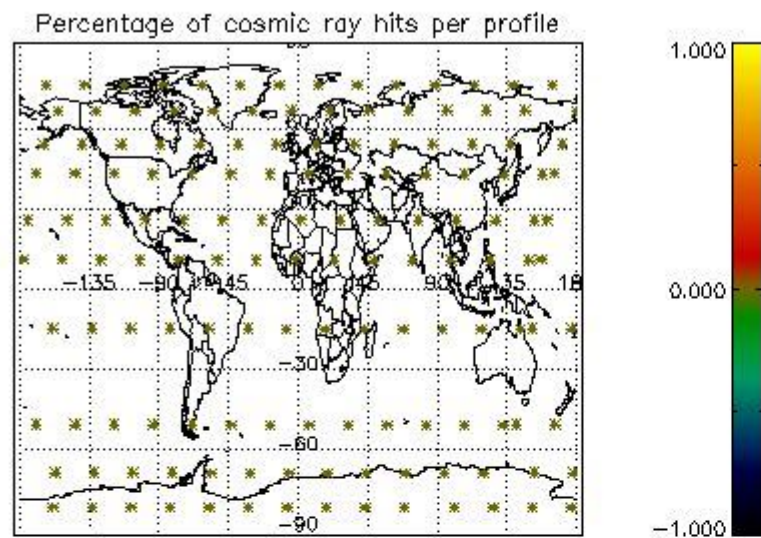


4.2 Plot quality information per product coming from level 1b processing (world map)

4.2.1 Plot level 1 quality information per product (world map): ENVISAT ASCENDING passes



4.2.2 Plot level 1 quality information per product (world map): ENVISAT DESCENDING passes



5. Trace gas profiles

5.1 Ozone statistics based on quality of products

The final quality of the products can be "measured" using the STD (Standard Deviation) attached to every point profile. This information is written to the parameter GOM_NL__2P/NL_LOCAL_SPECIES_DENSITY/o3_std of the level 2 products. The table below shows the statistics for given STD ranges.

The statistics are given with respect to the overall valid production:

- Products without fatal errors: GOM_NL__2P/MPH/PRODUCT_ERR=0
- Valid point profile: GOM_NL__2P/NL_LOCAL_SPECIES_DENSITY/pcd(0)=0

The 'Criteria' is applied to valid points of dark limb products:

- Products in dark limb illumination condition: GOM_NL__2P/NL_SUMMARY_QUALITY/obs_ill_cond=0
- Products without fatal errors: GOM_NL__2P/MPH/PRODUCT_ERR=0
- Valid point profile: GOM_NL__2P/NL_LOCAL_SPECIES_DENSITY/pcd(0)=0

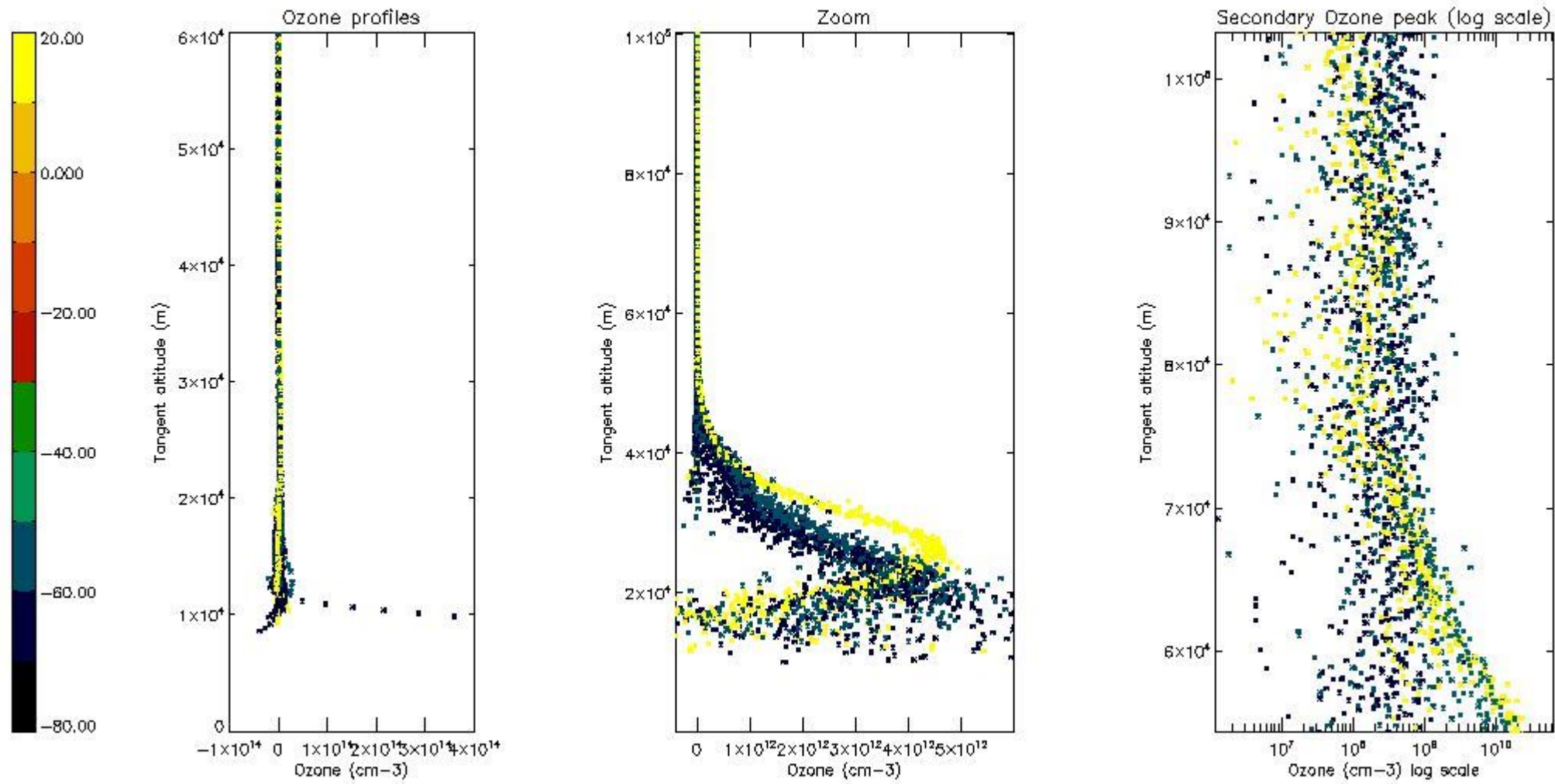
So, the table below shows the percentage of dark limb and valid observations for each criteria with respect to the overall valid daily observations.

Criteria	% of total production
All STD	30
STD < 20	9

STD < 10	4
STD < 5	1

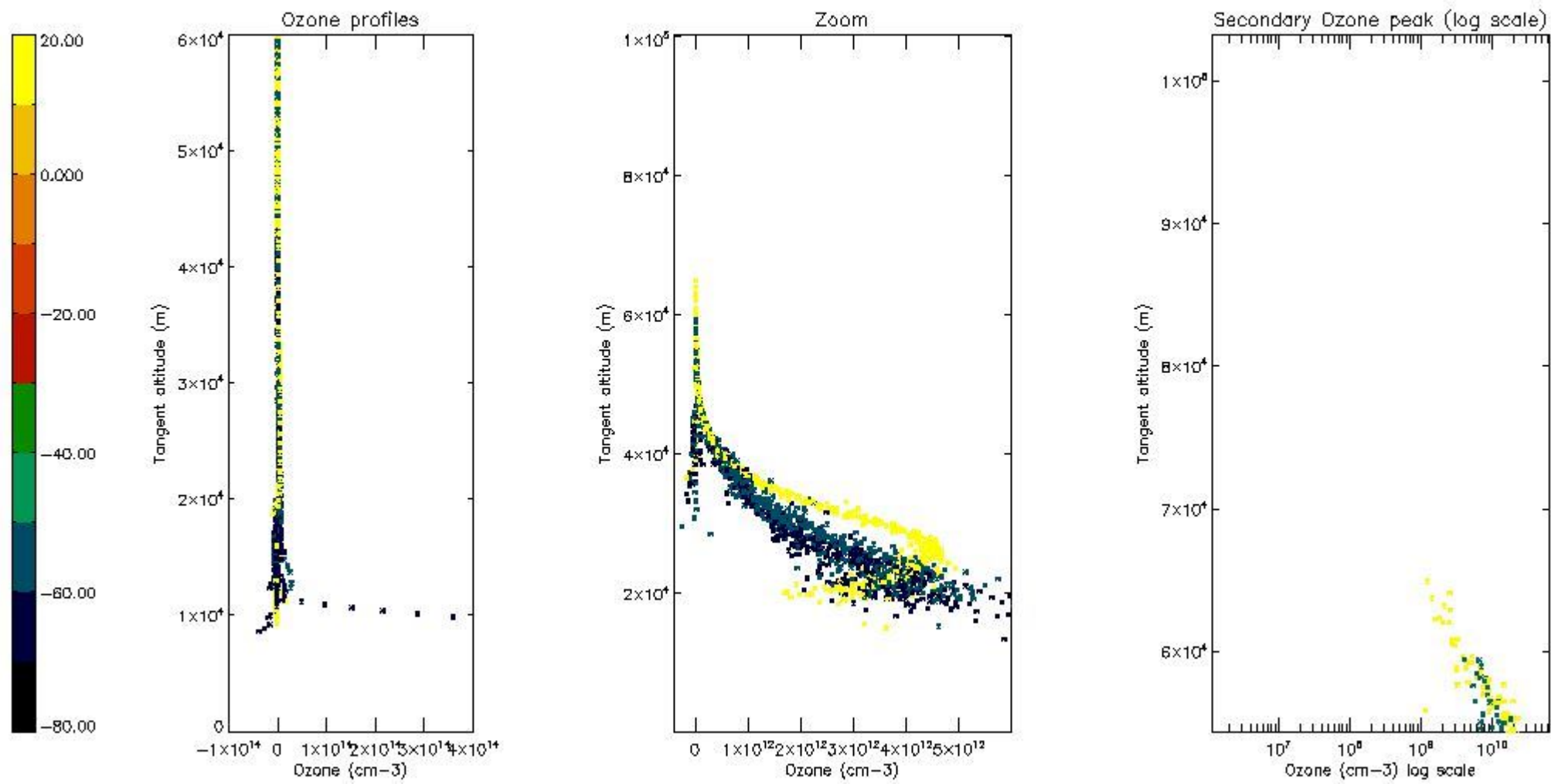
5.2 Plot ozone profiles for all STD (dark without errors)

The colorbar represents the latitude.



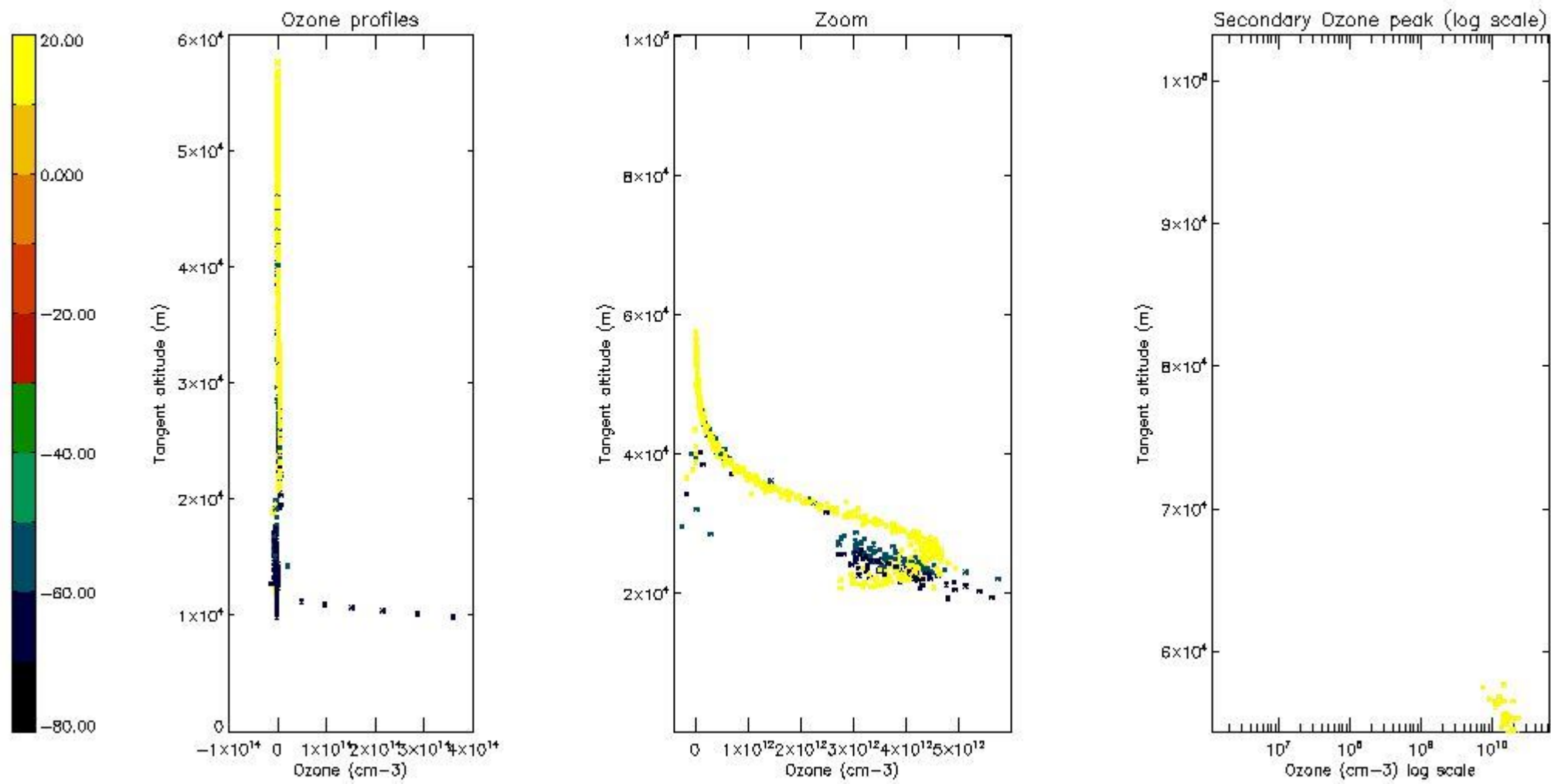
5.3 Plot ozone profiles where STD < 20% (dark without errors)

The colorbar represents the latitude.



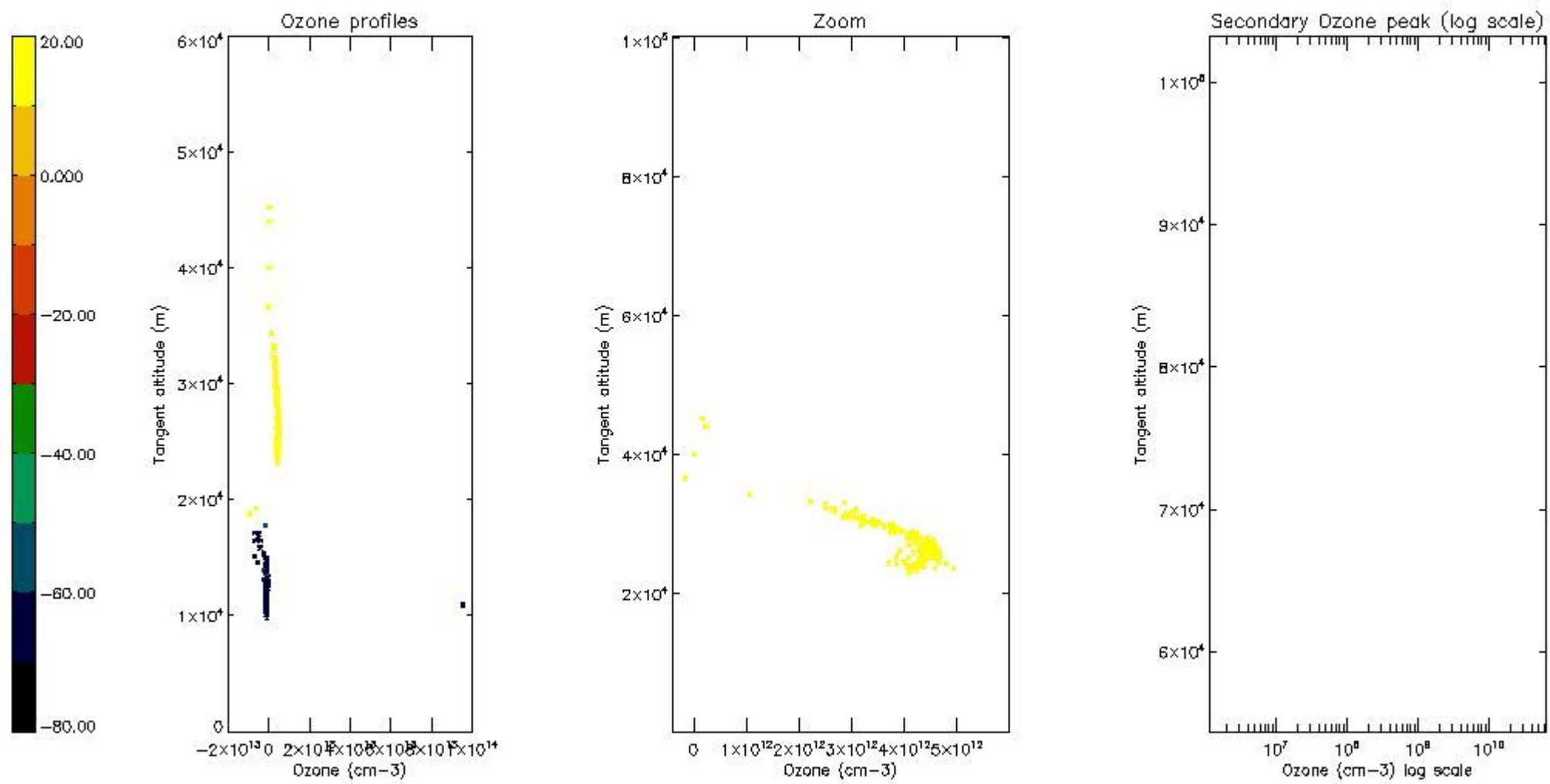
5.4 Plot ozone profiles where $STD < 10\%$ (dark without errors)

The colorbar represents the latitude.



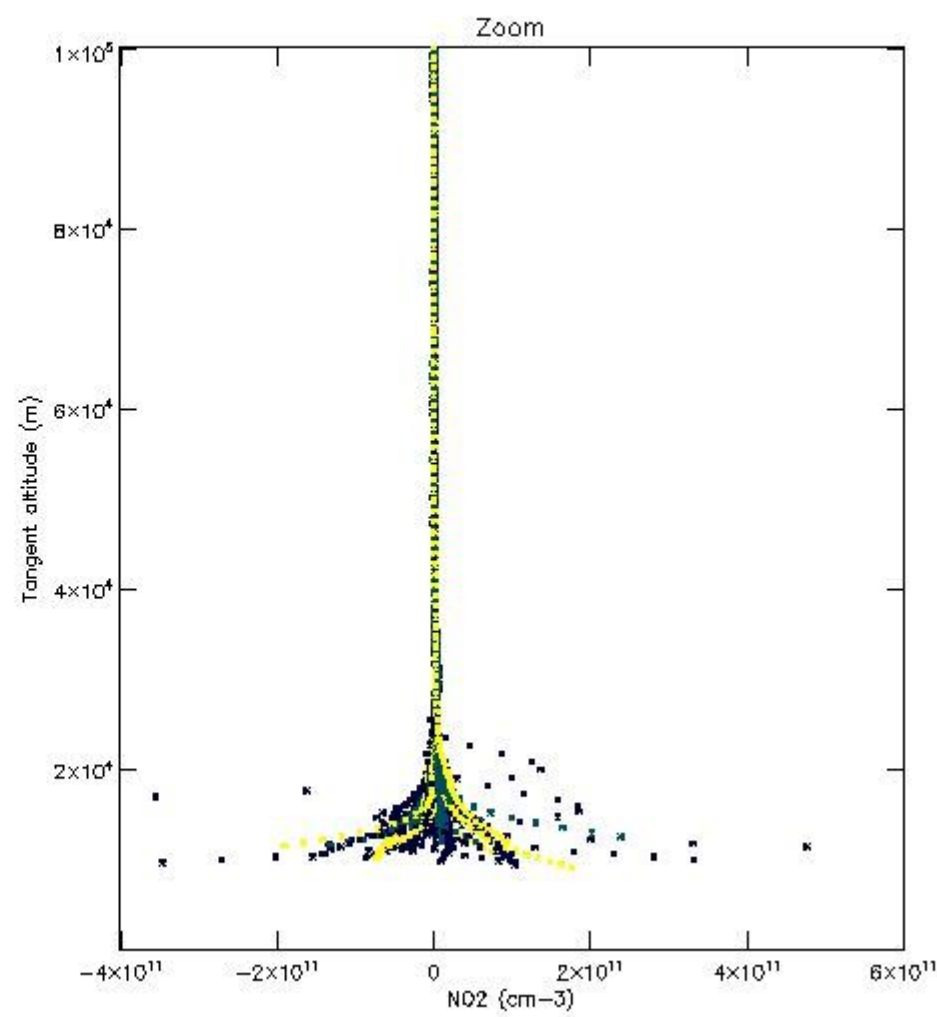
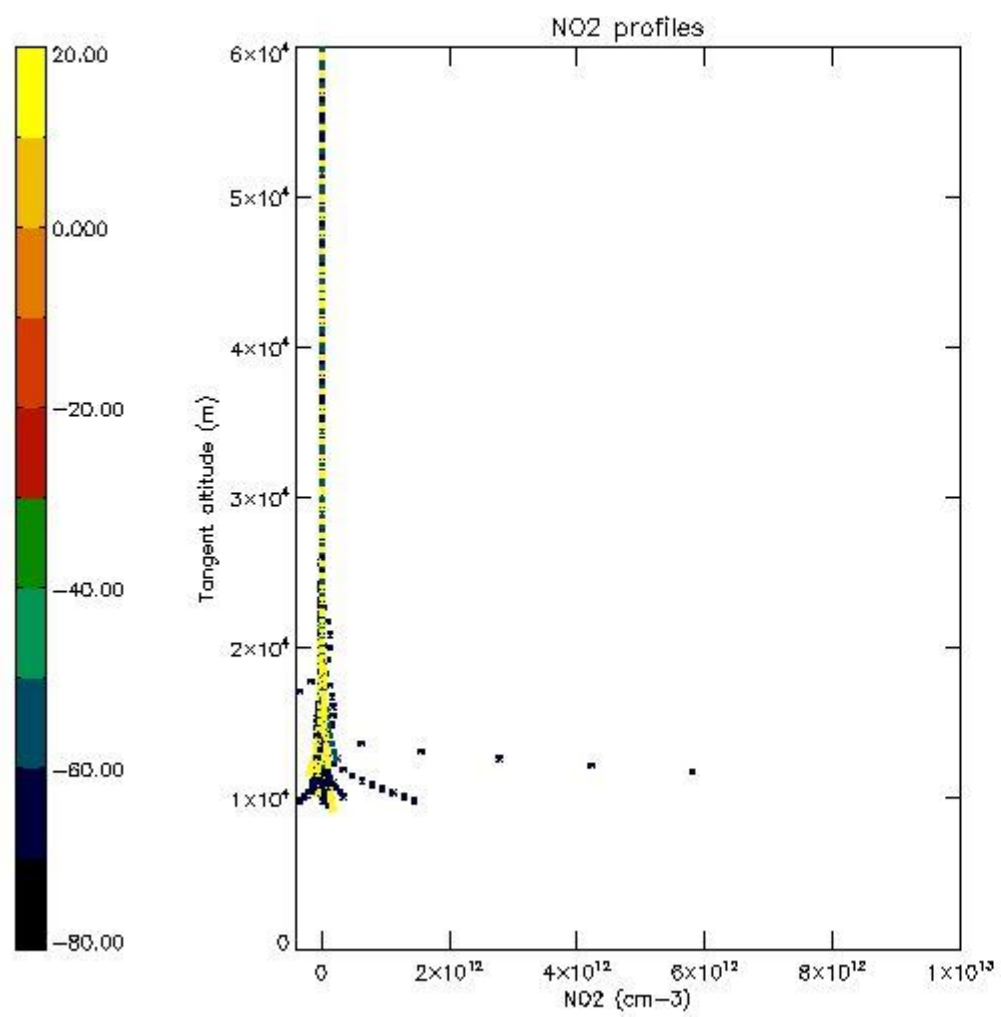
5.5 Plot ozone profiles where STD < 5% (dark without errors)

The colorbar represents the latitude.



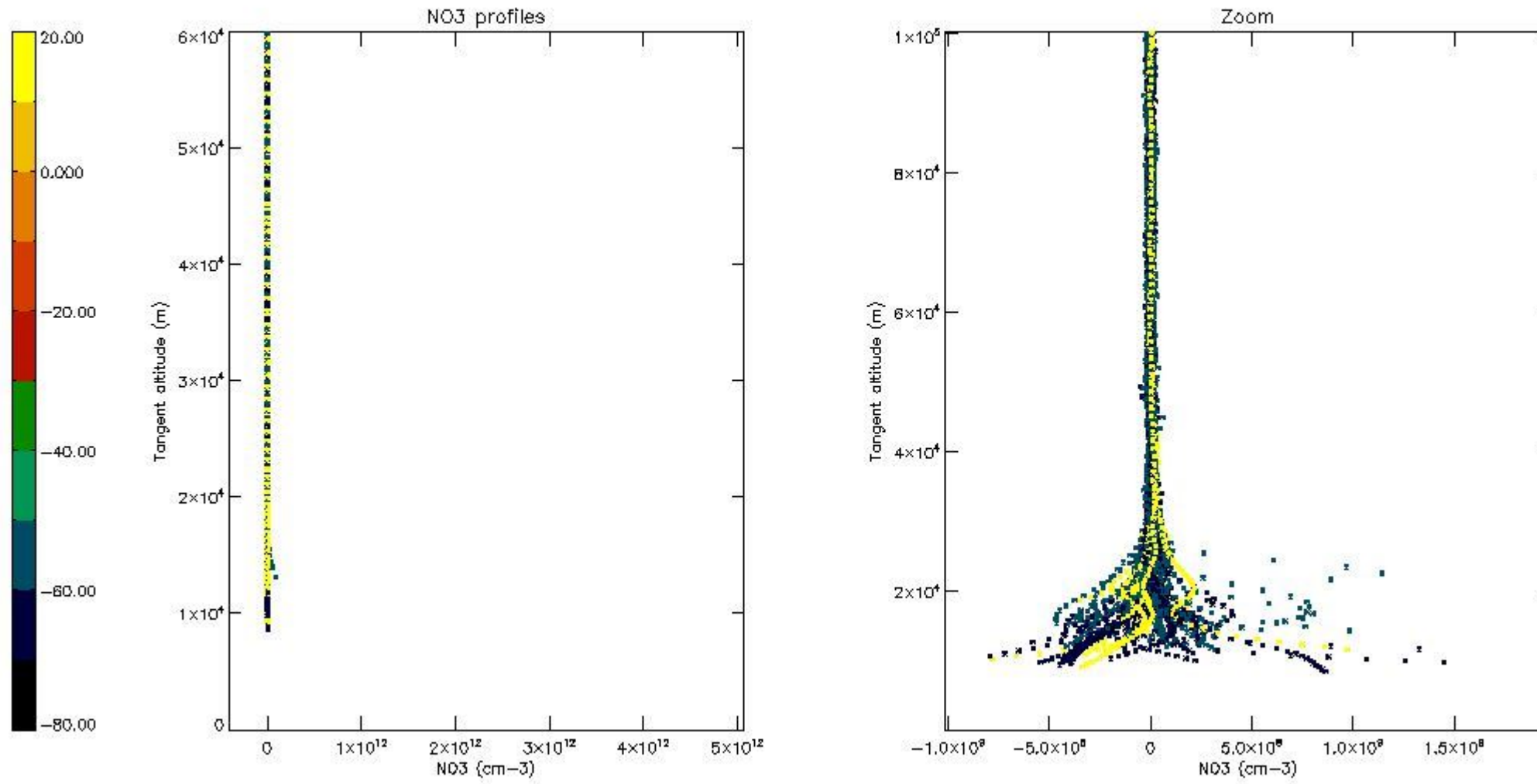
5.6 Plot NO₂ profiles for all STD (dark without errors)

The colorbar represents the latitude.



5.7 Plot NO3 profiles for all STD (dark without errors)

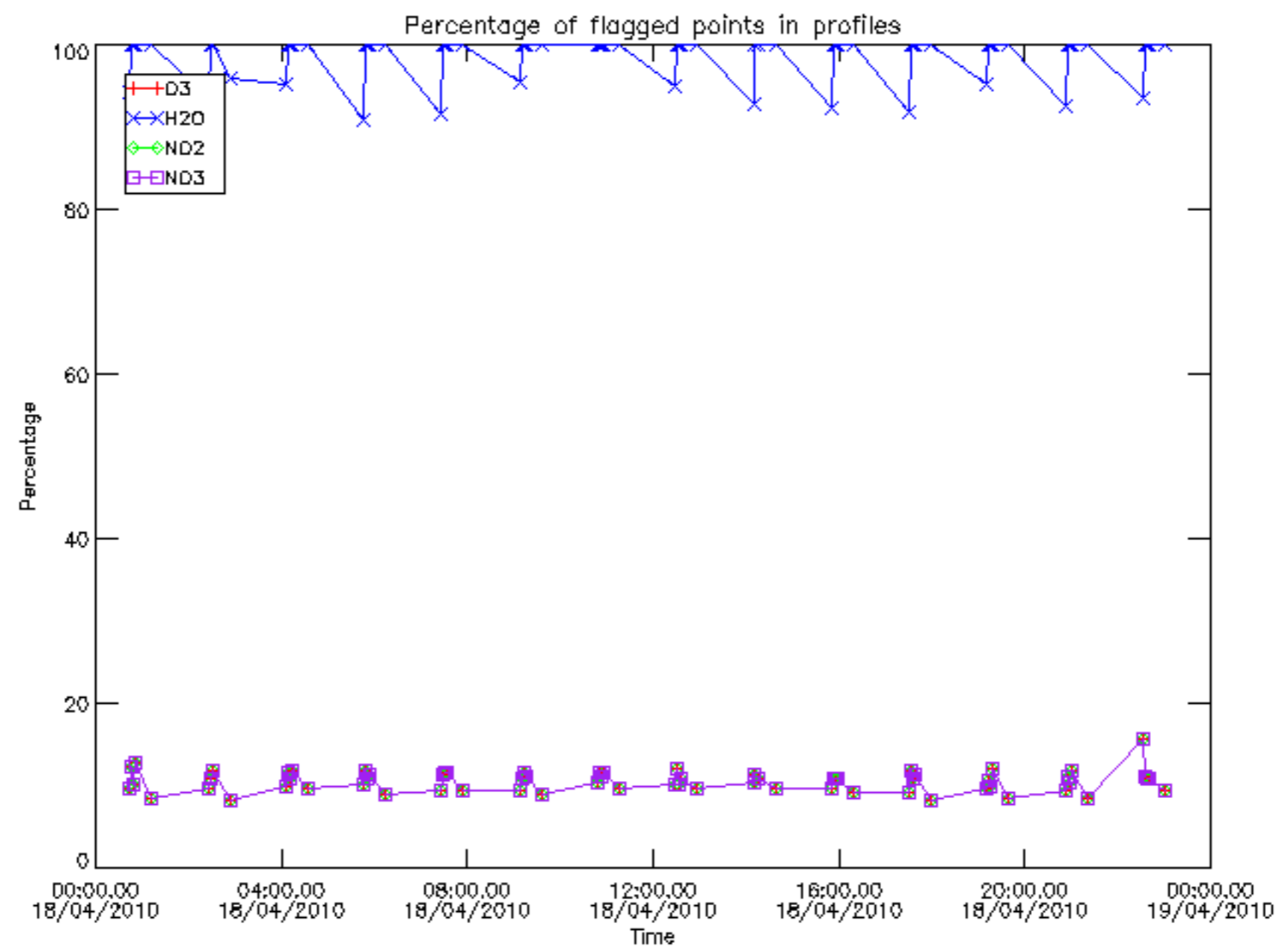
The colorbar represents the latitude.



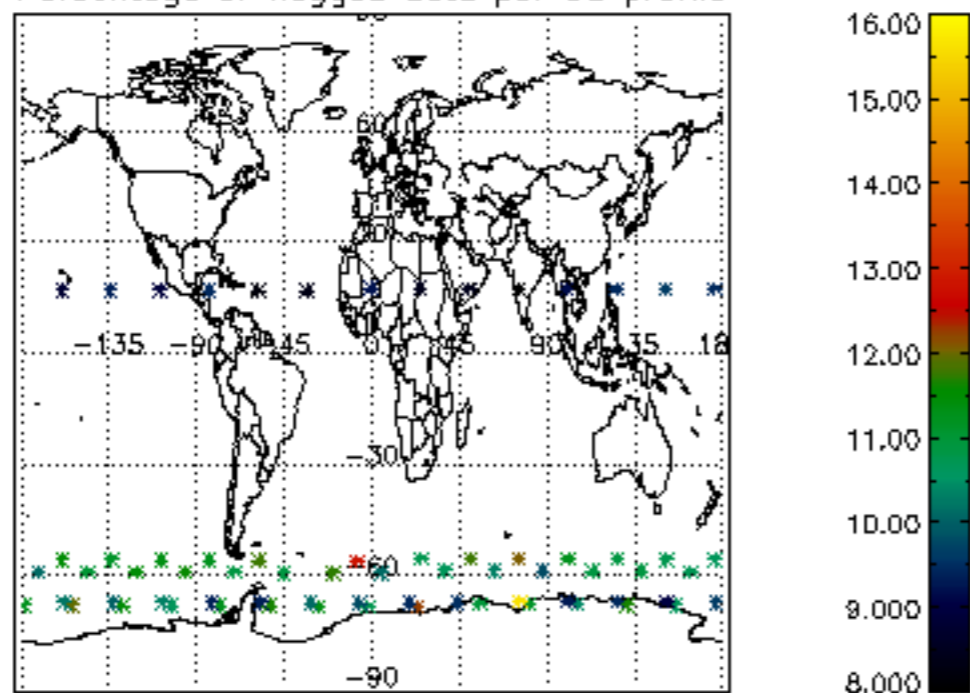
6. Auxiliary Data Files used for the production reported in section 2

The number reported in the third column indicates since which file (see list in section 2) the corresponding auxiliary file has been used. The fourth column is the date of those product files.

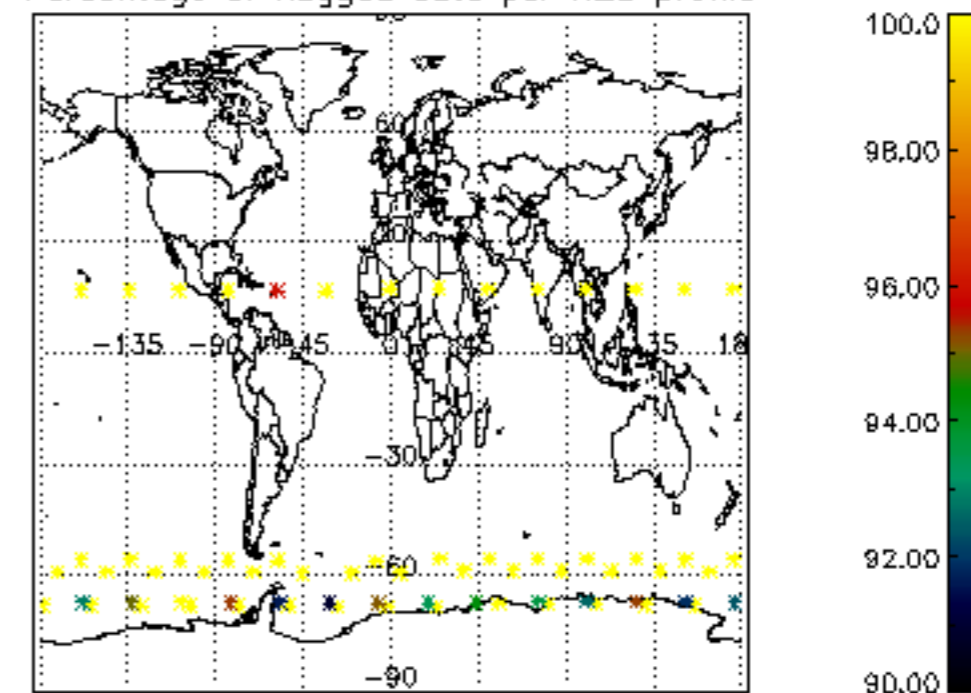
Type	Auxiliary Filename	Used since product	Used since product date
INST_PHYS_CHARACTERISTICS	GOM_INS_AXVIEC20091111_143220_20030716_120000_20500101_000000	1	18-APR-2010 00:00:51
LEVEL-2_PROC_CONFIG	GOM_PR2_AXVIEC20091111_152718_20020301_000000_20500101_000000	1	18-APR-2010 00:00:51
CROSS_SECTIONS_FILE	GOM_CRS_AXVIEC20091111_154832_20020301_000000_20500101_000000	1	18-APR-2010 00:00:51



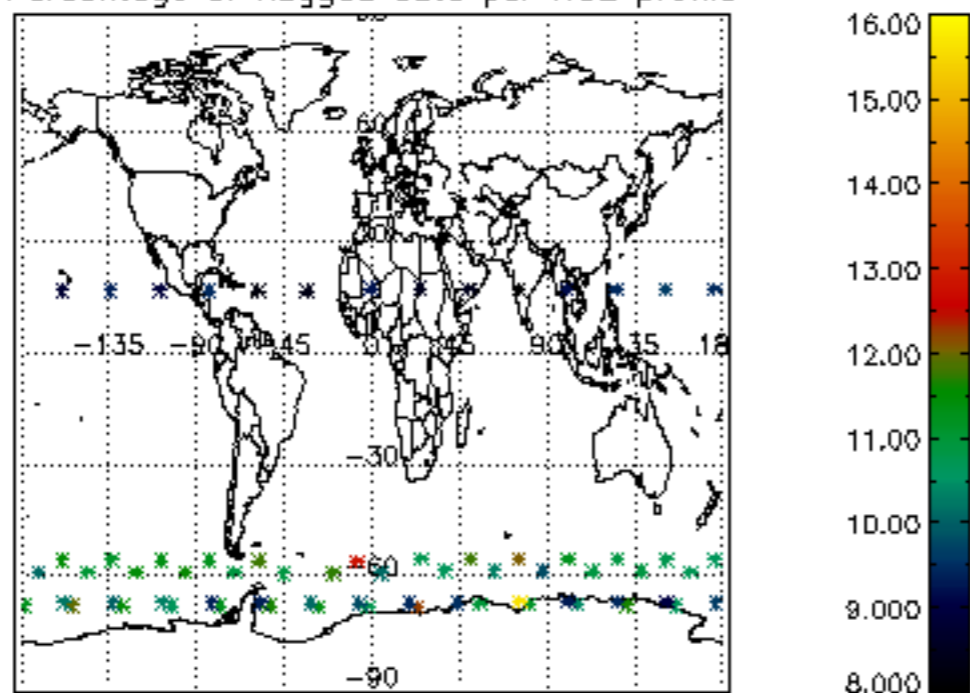
Percentage of flagged data per D3 profile



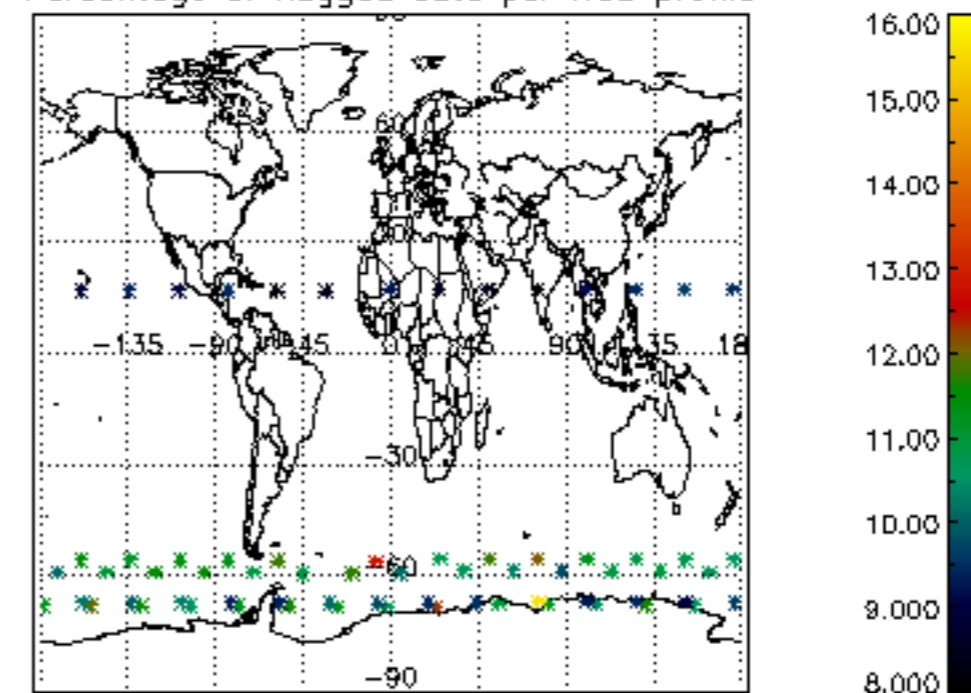
Percentage of flagged data per H2O profile

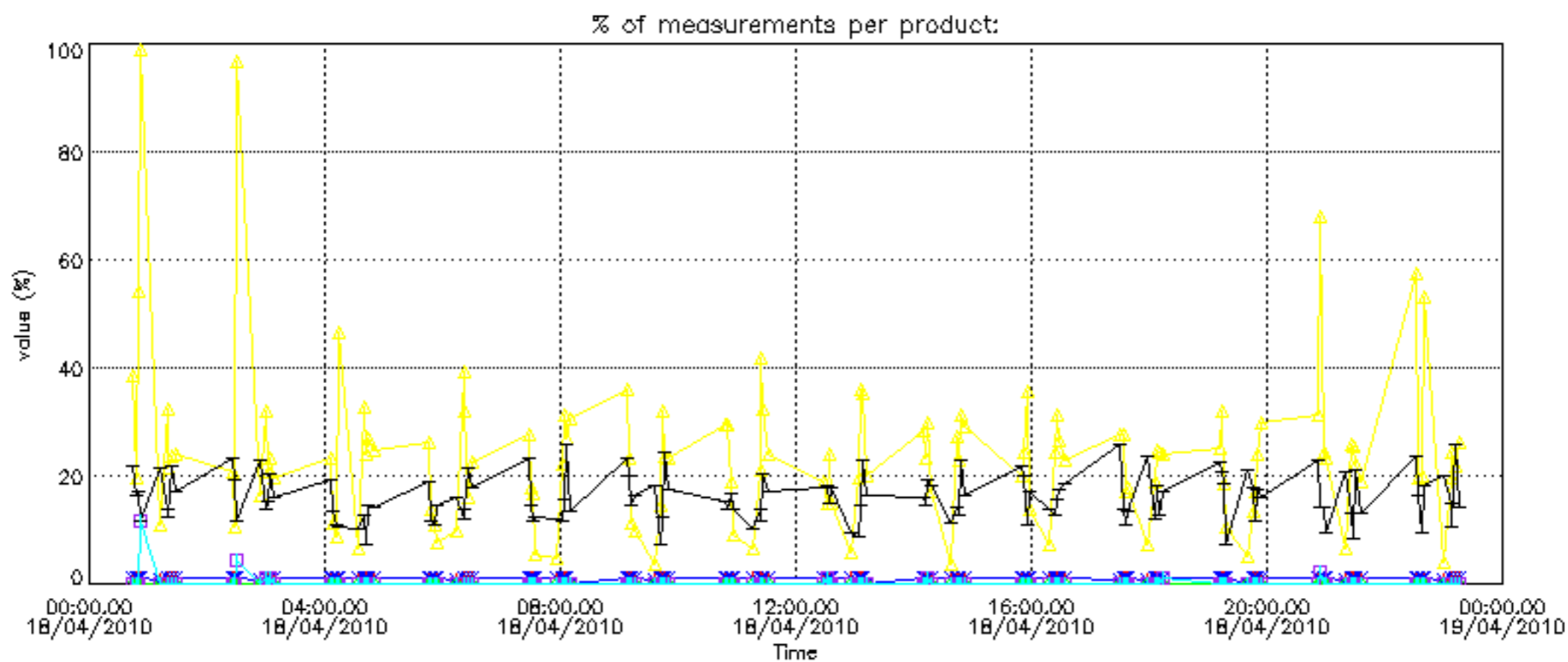


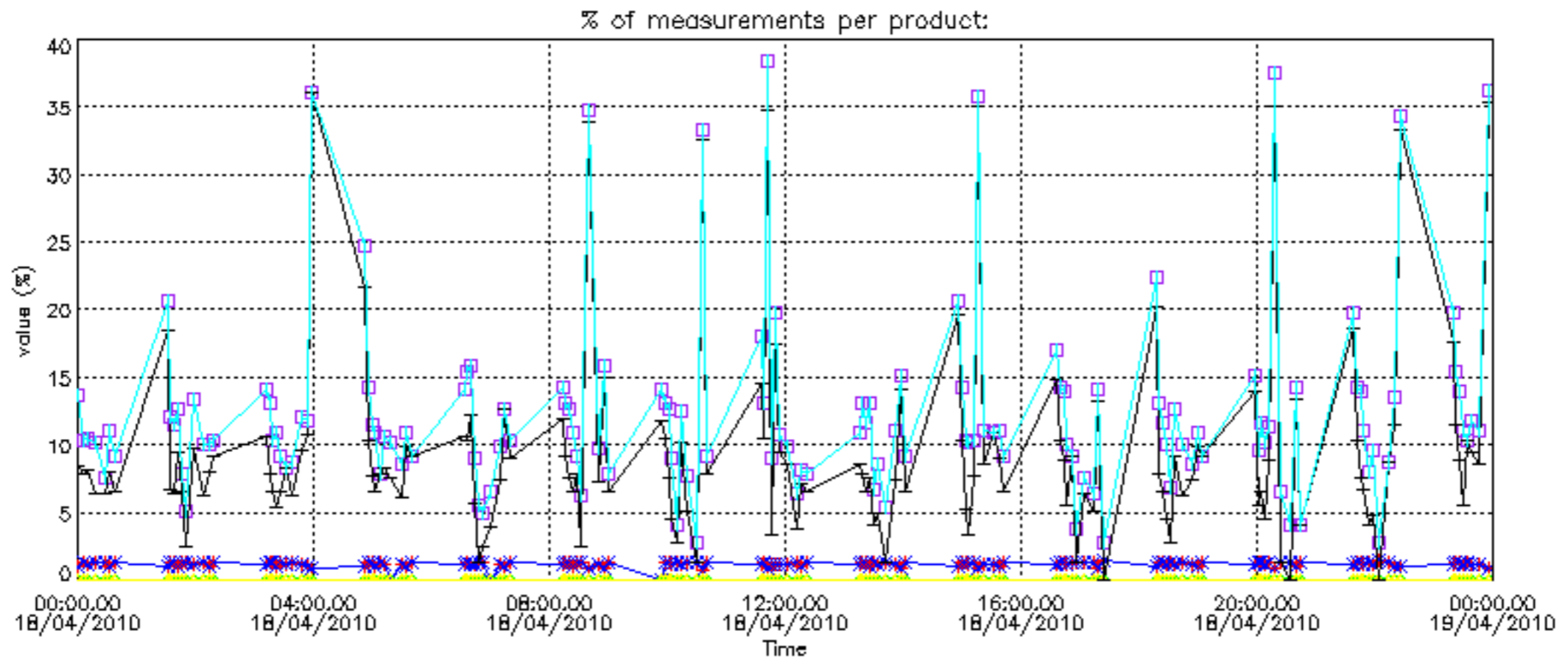
Percentage of flagged data per NO2 profile



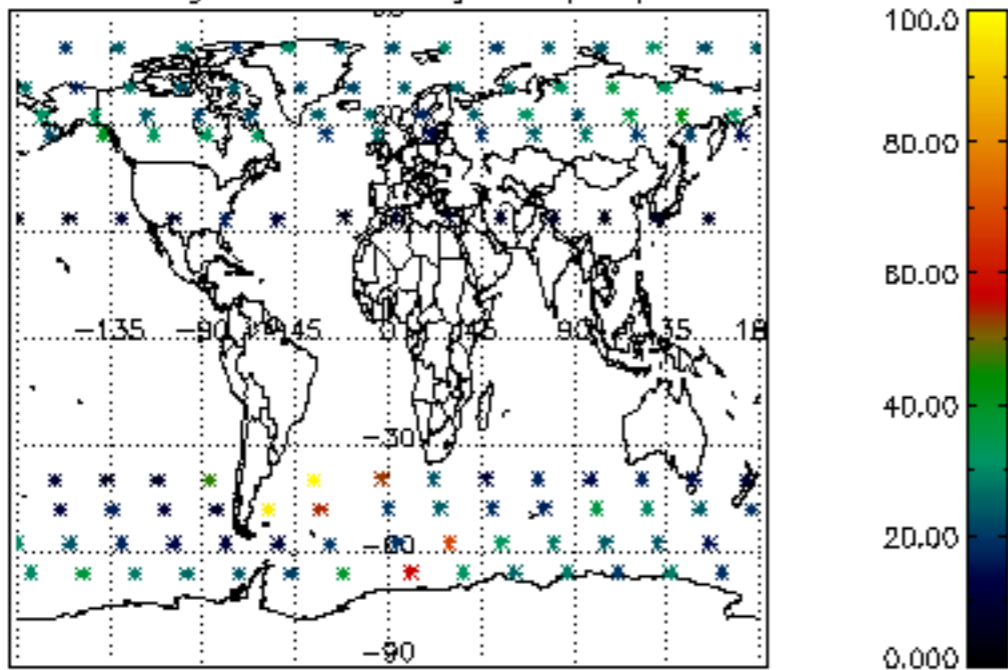
Percentage of flagged data per NO3 profile



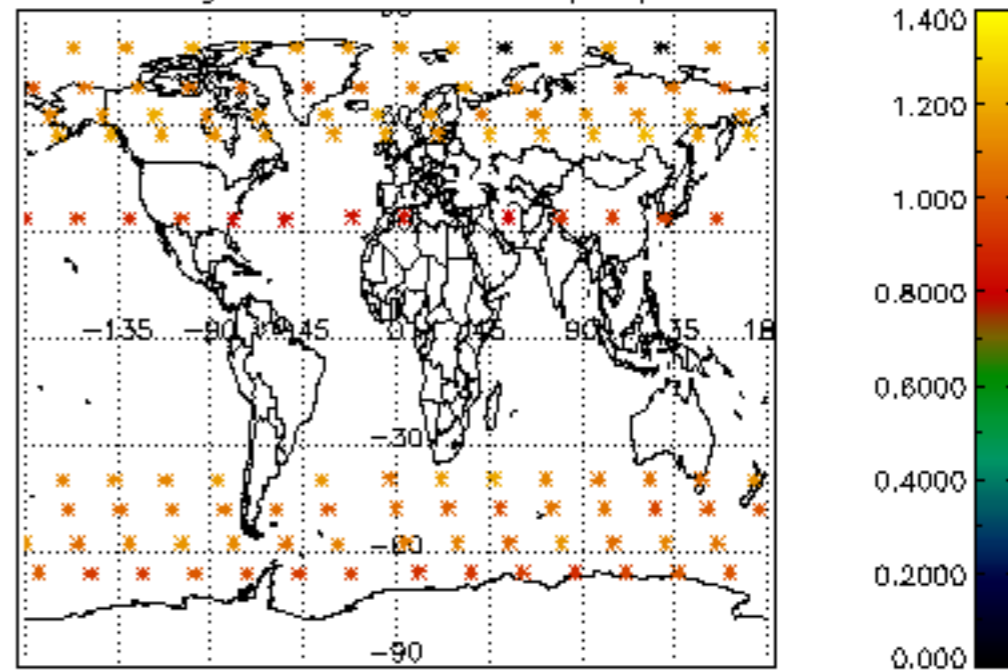




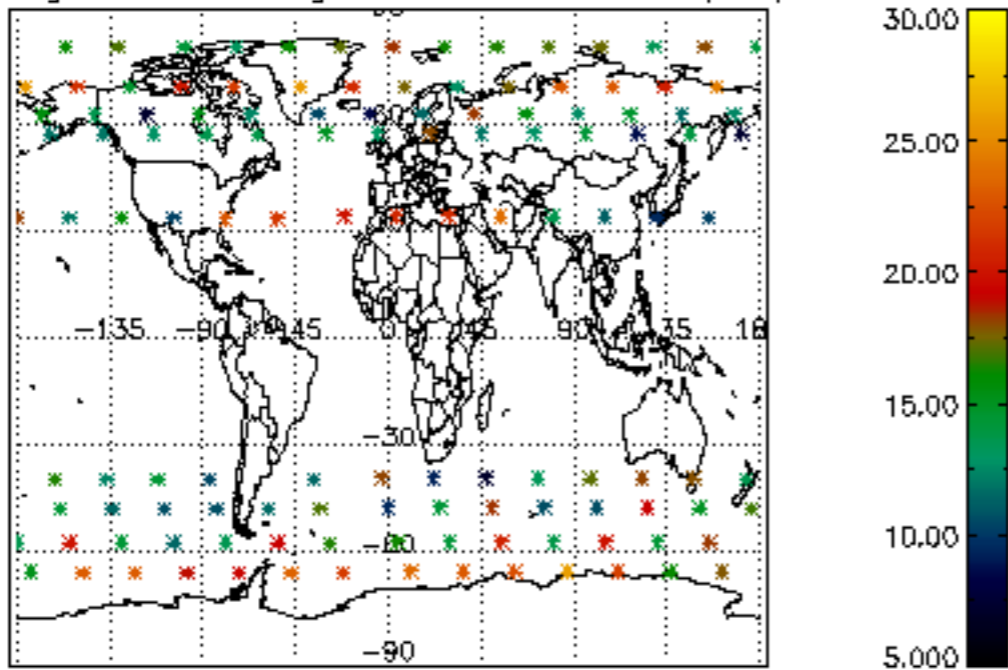
Percentage of cosmic ray hits per profile



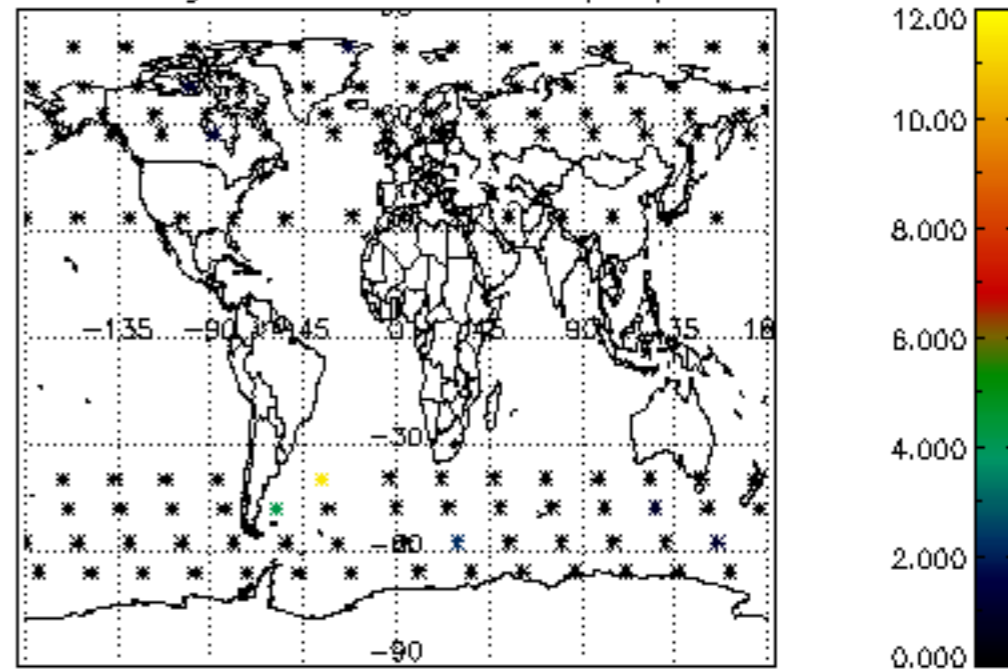
Percentage of datation errors per profile



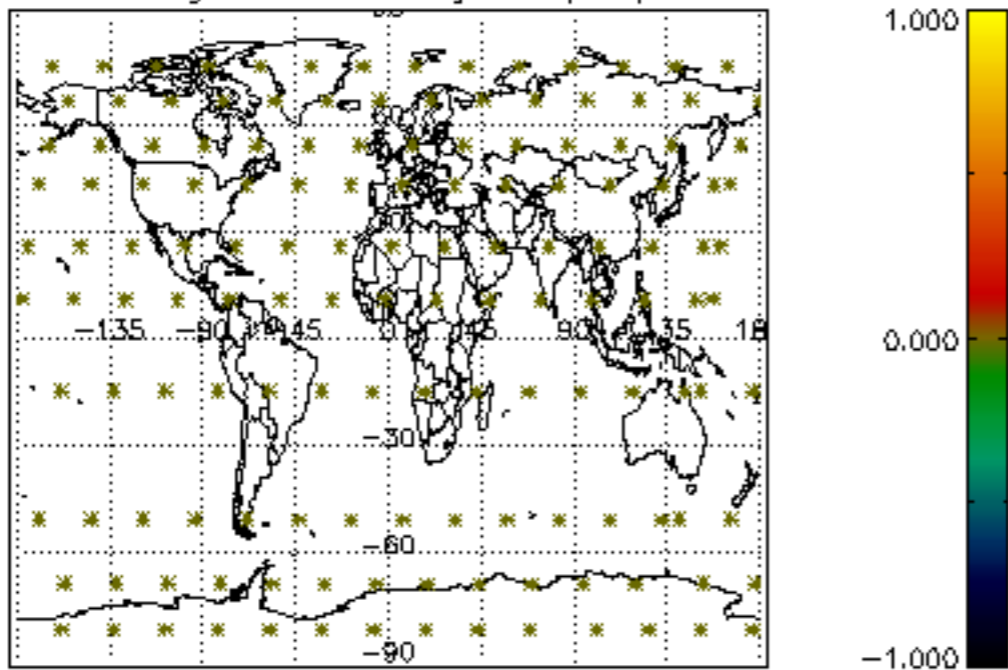
Percentage of star falling outside central band per profile



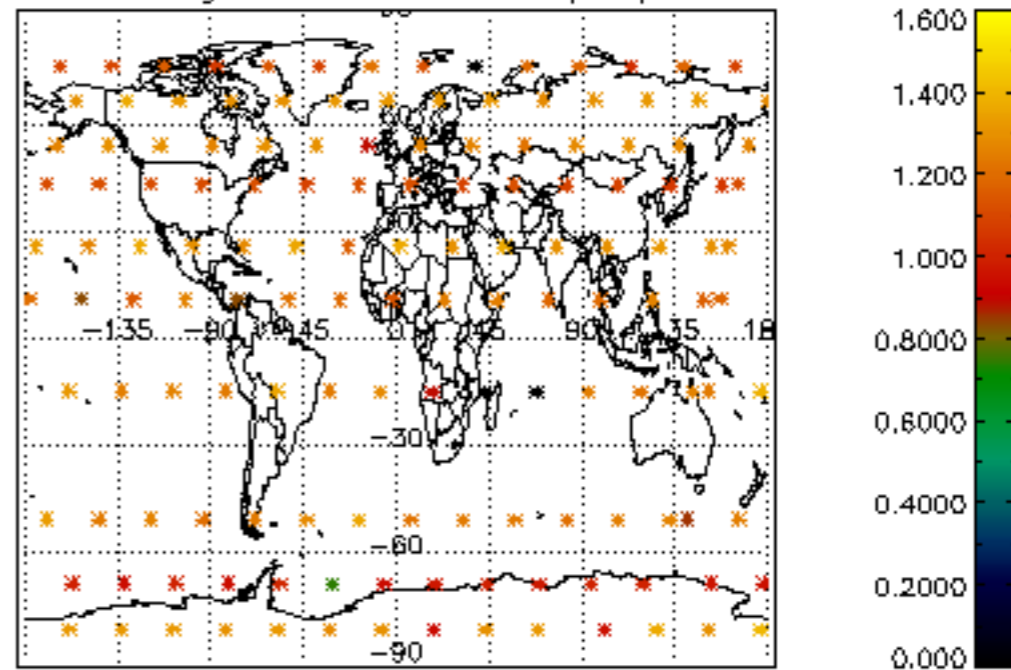
Percentage of saturation errors per profile



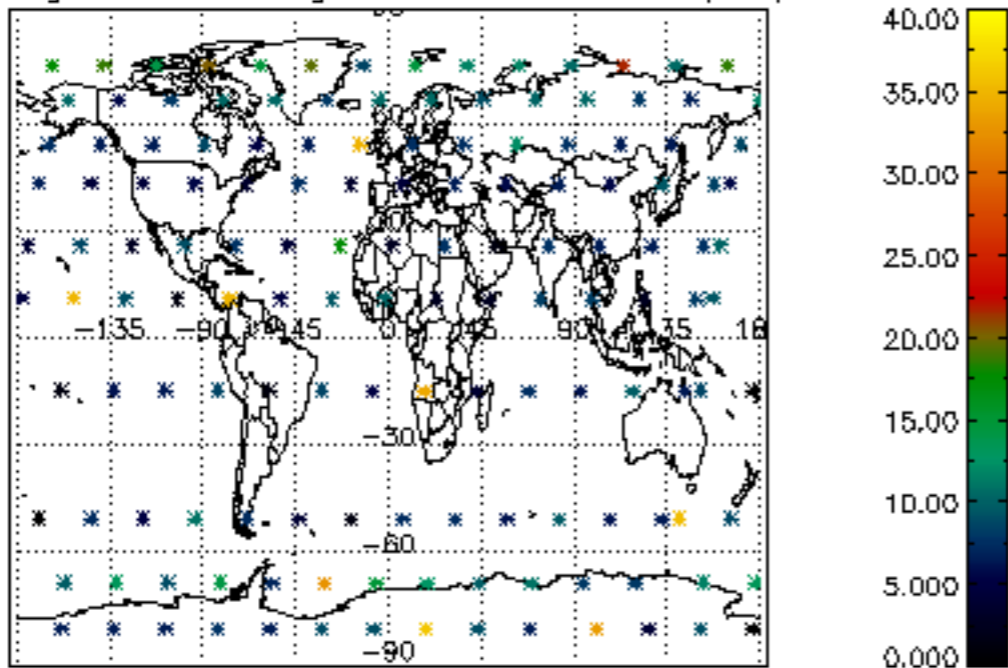
Percentage of cosmic ray hits per profile



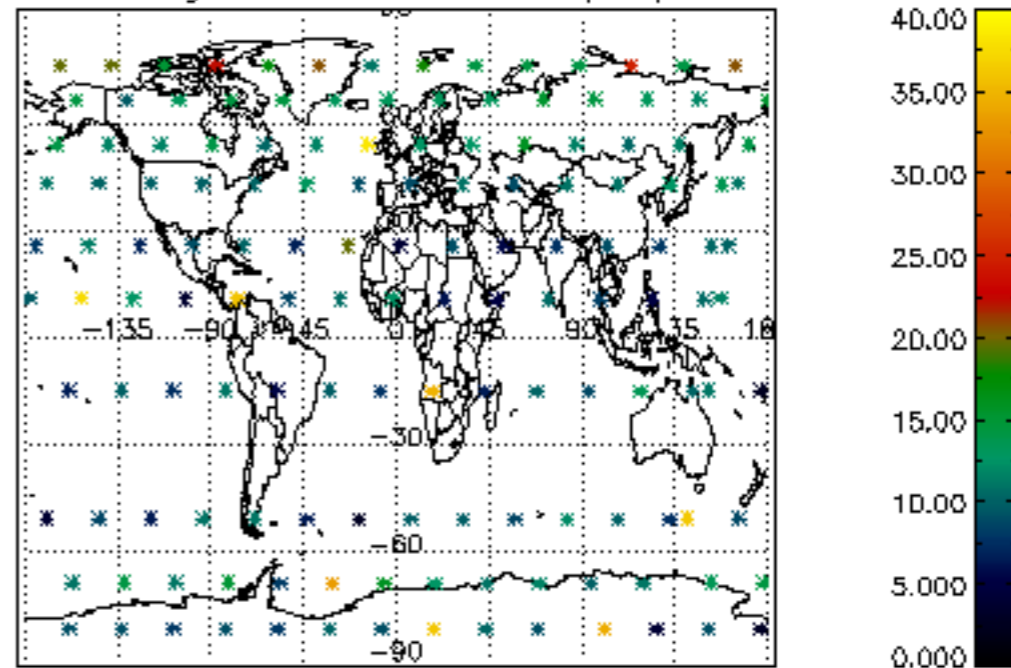
Percentage of datation errors per profile

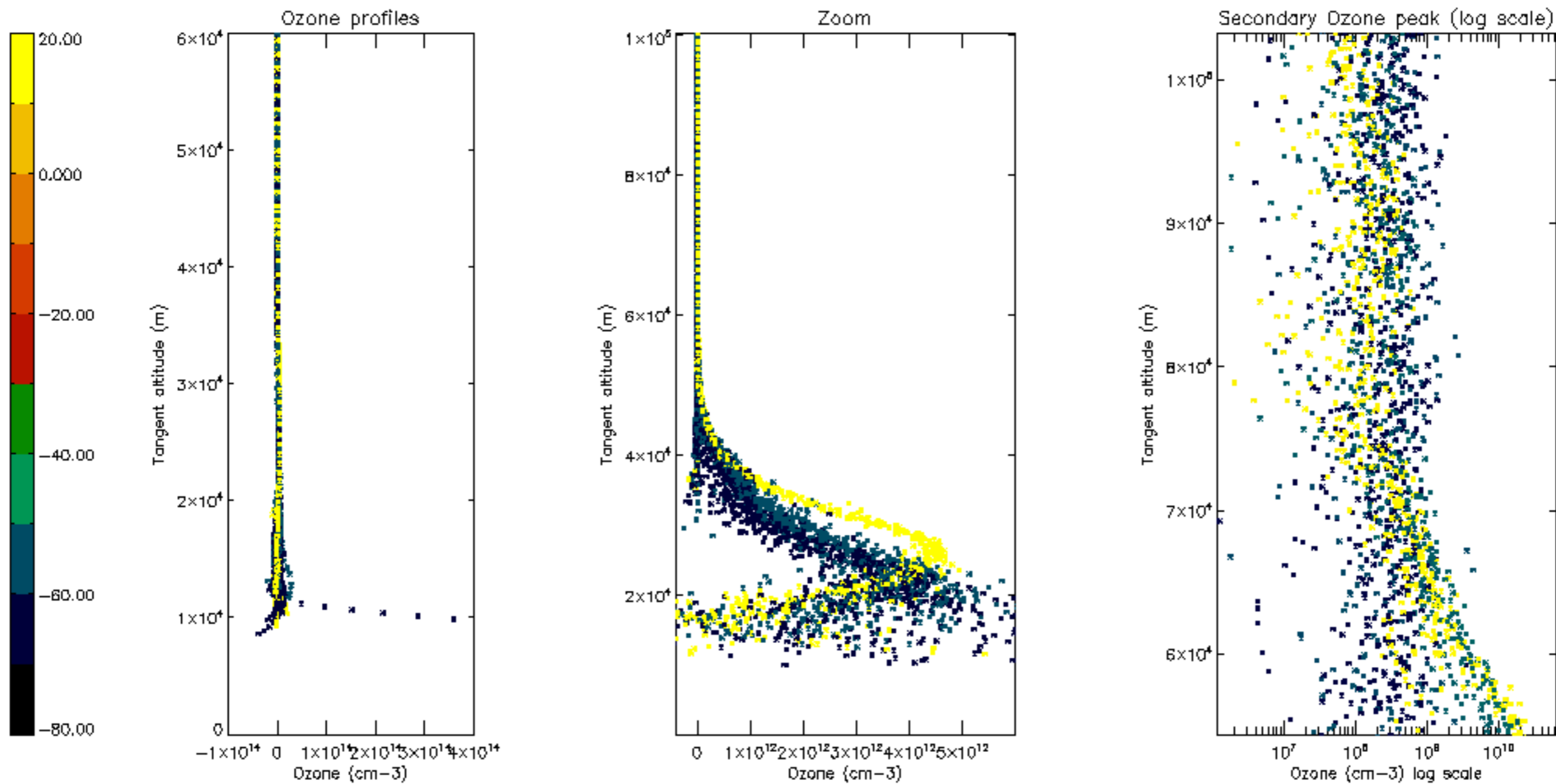


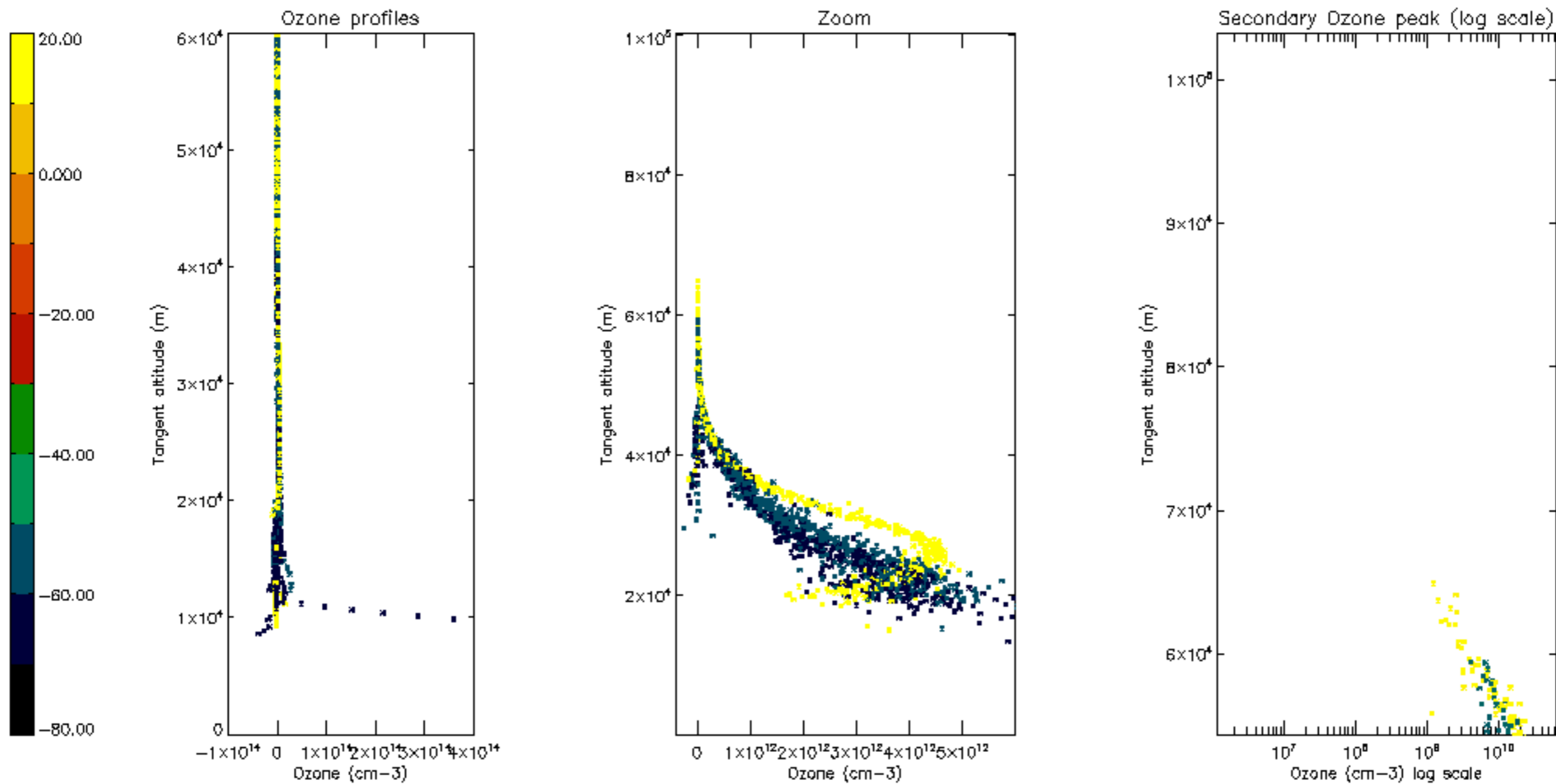
Percentage of star falling outside central band per profile

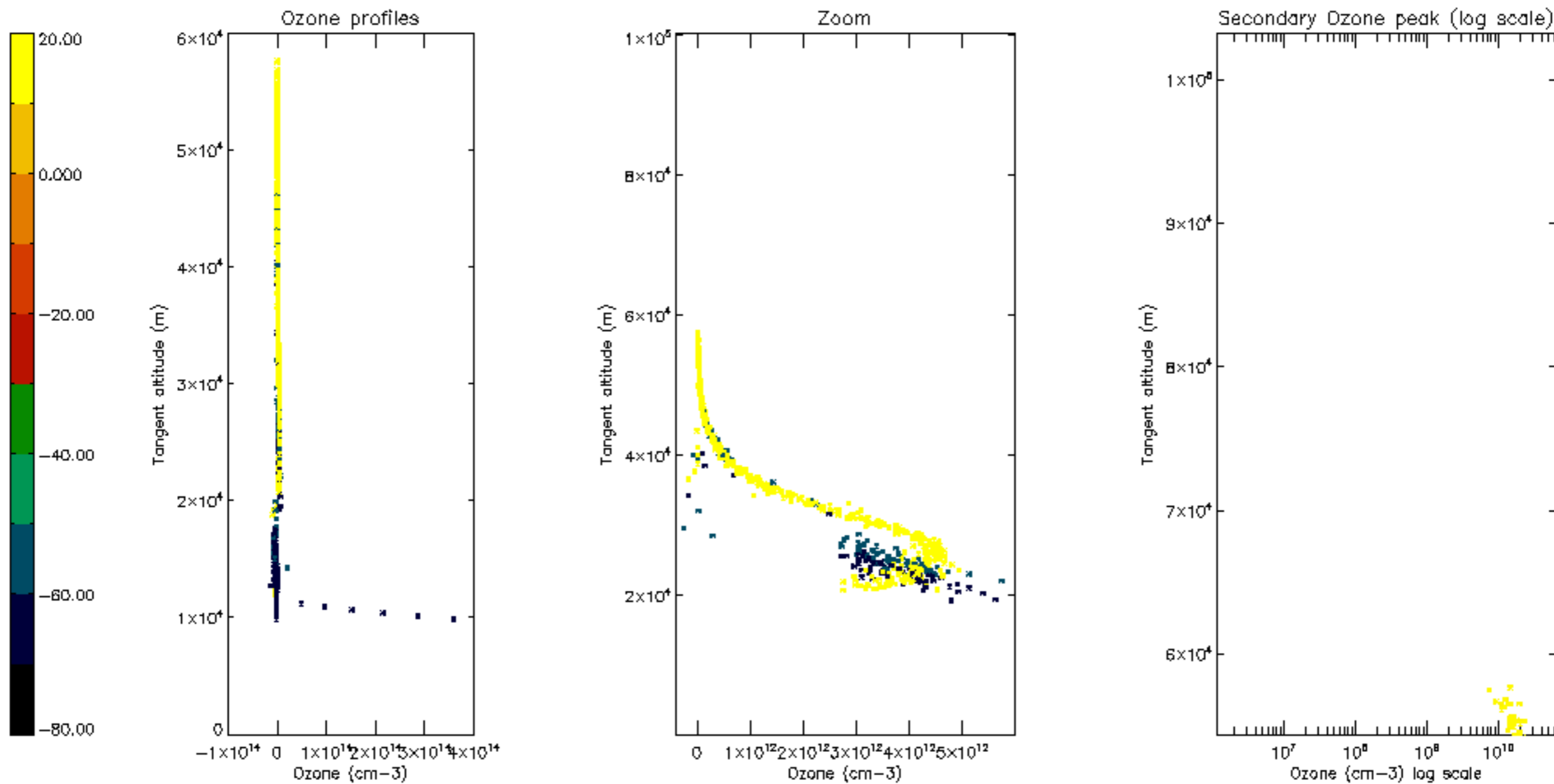


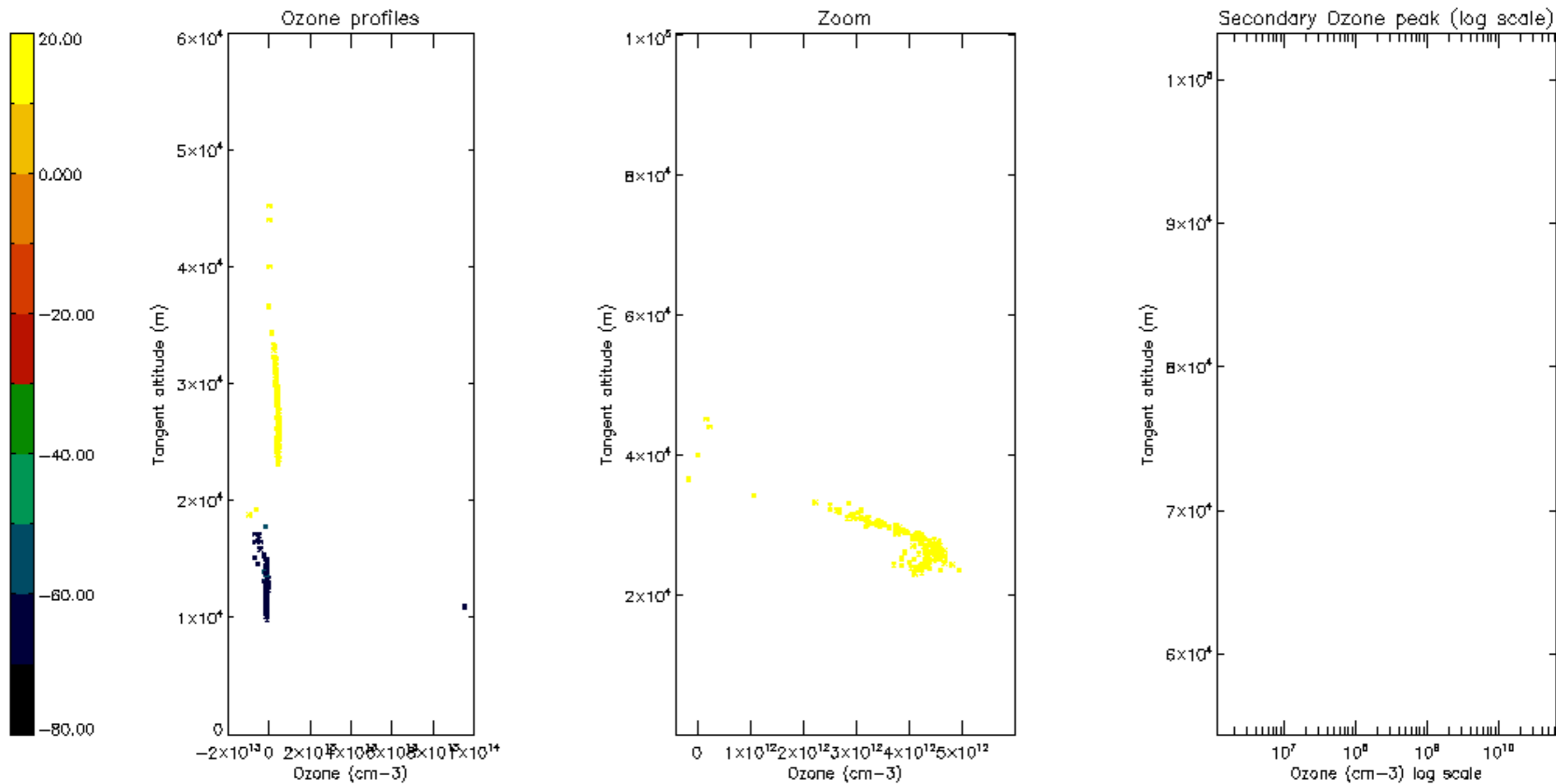
Percentage of saturation errors per profile

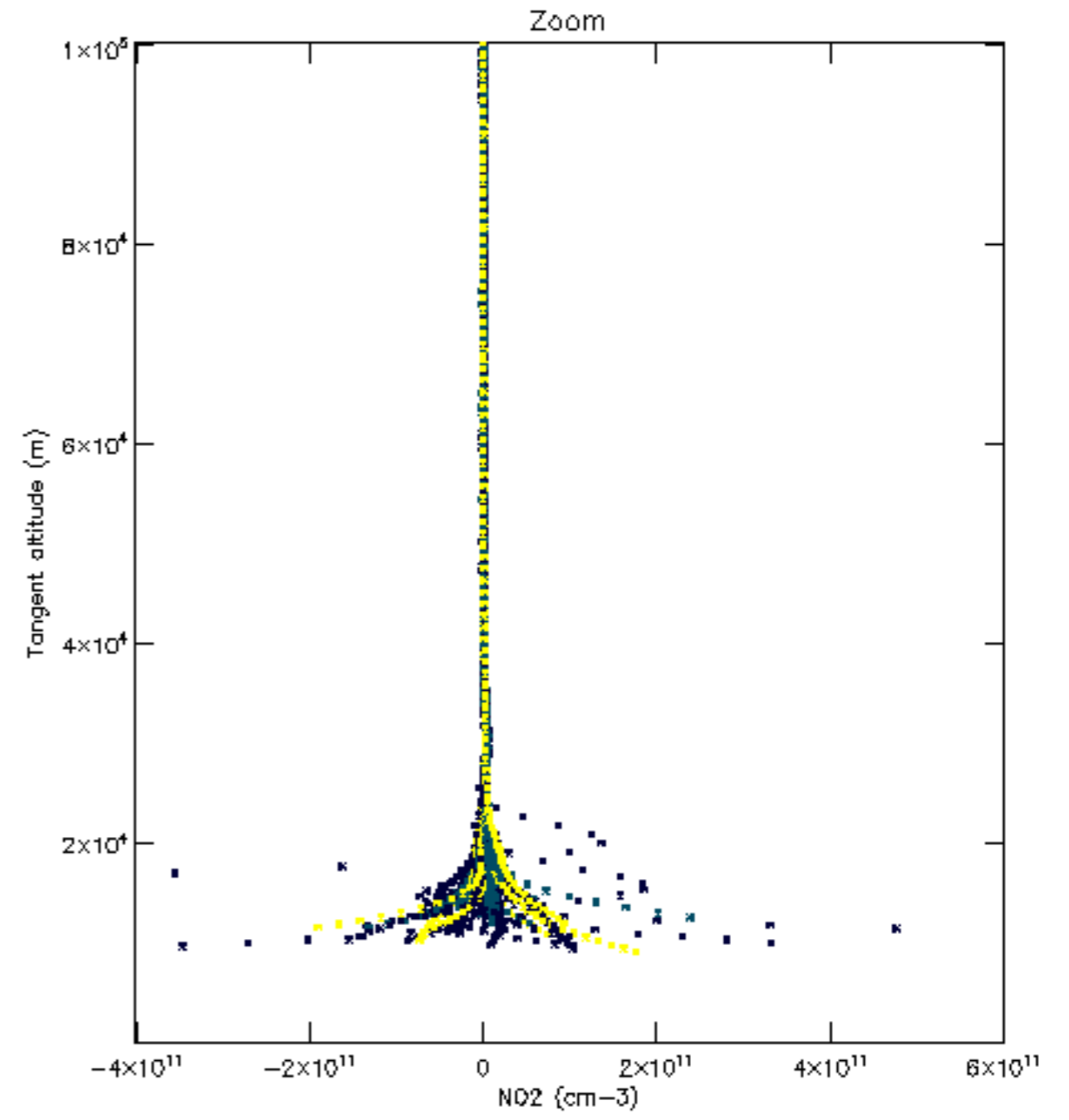
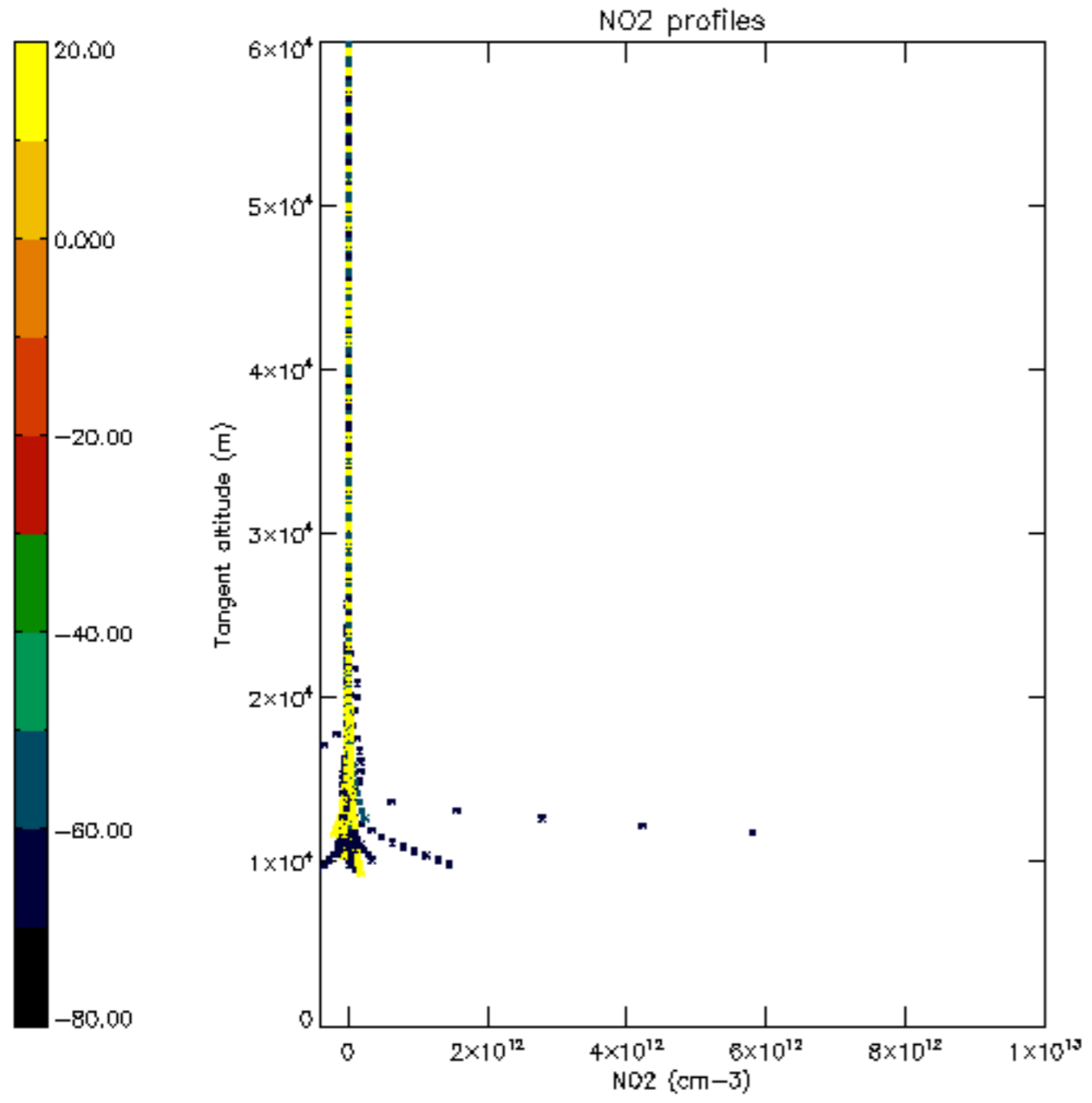


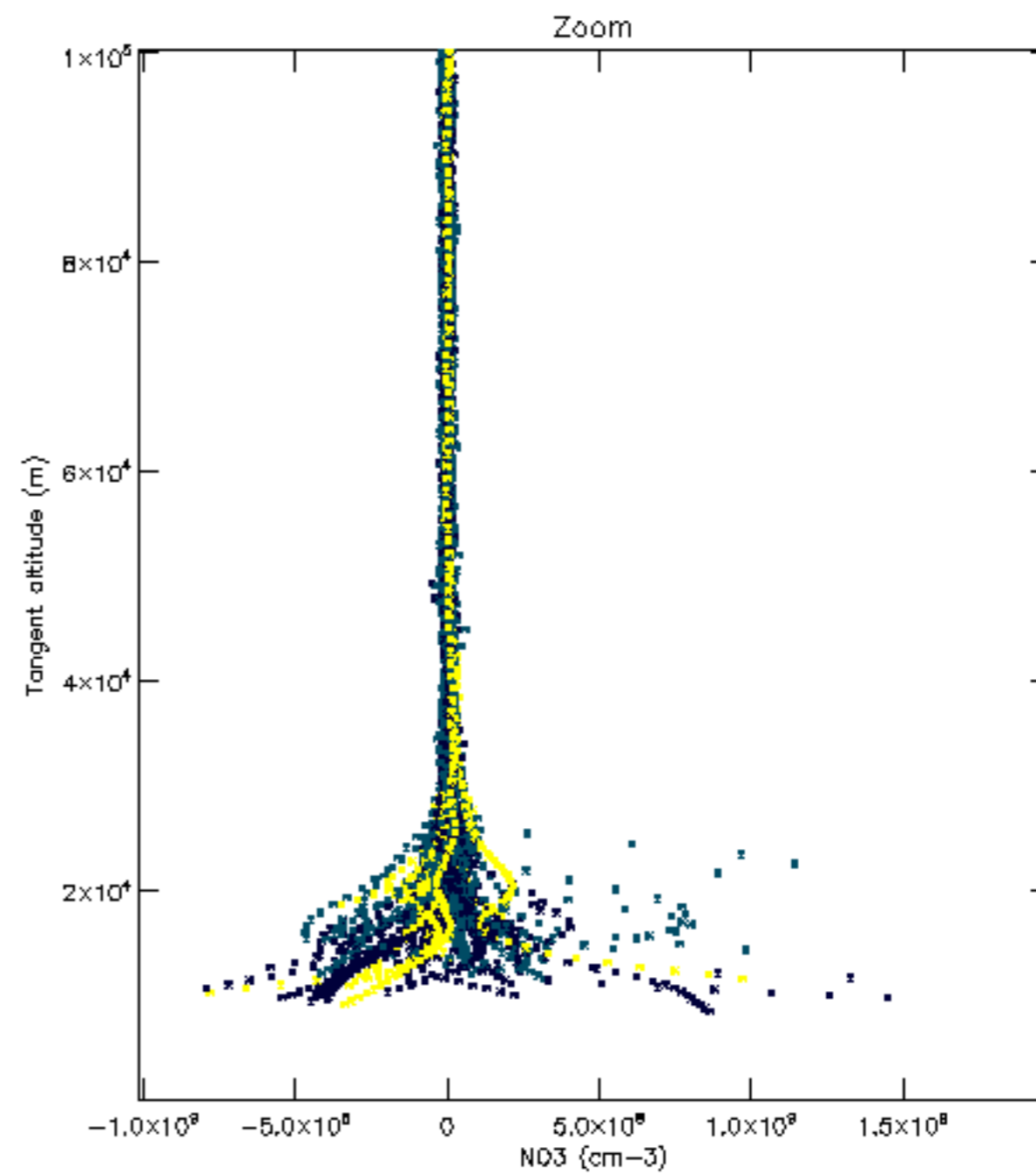
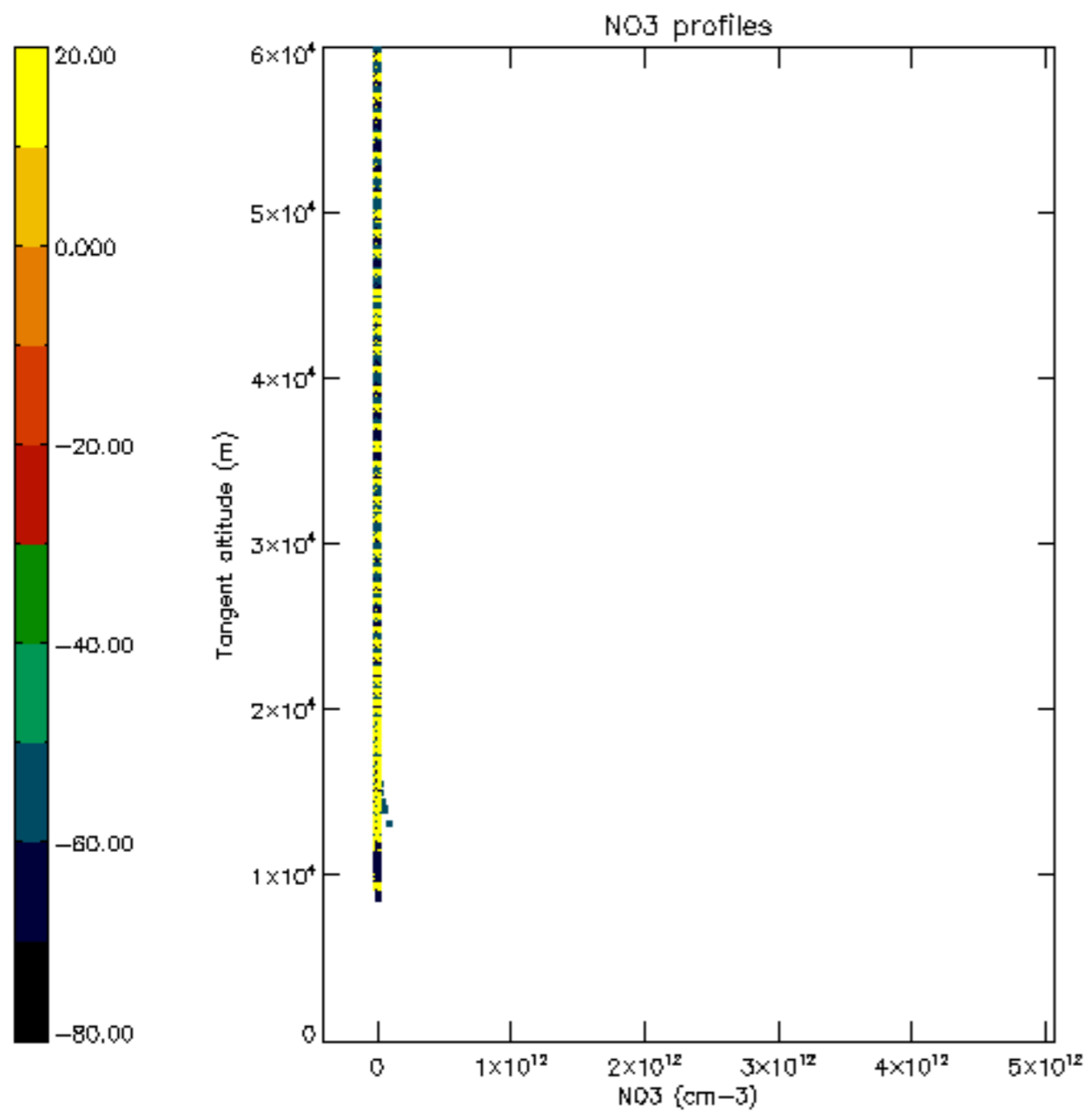


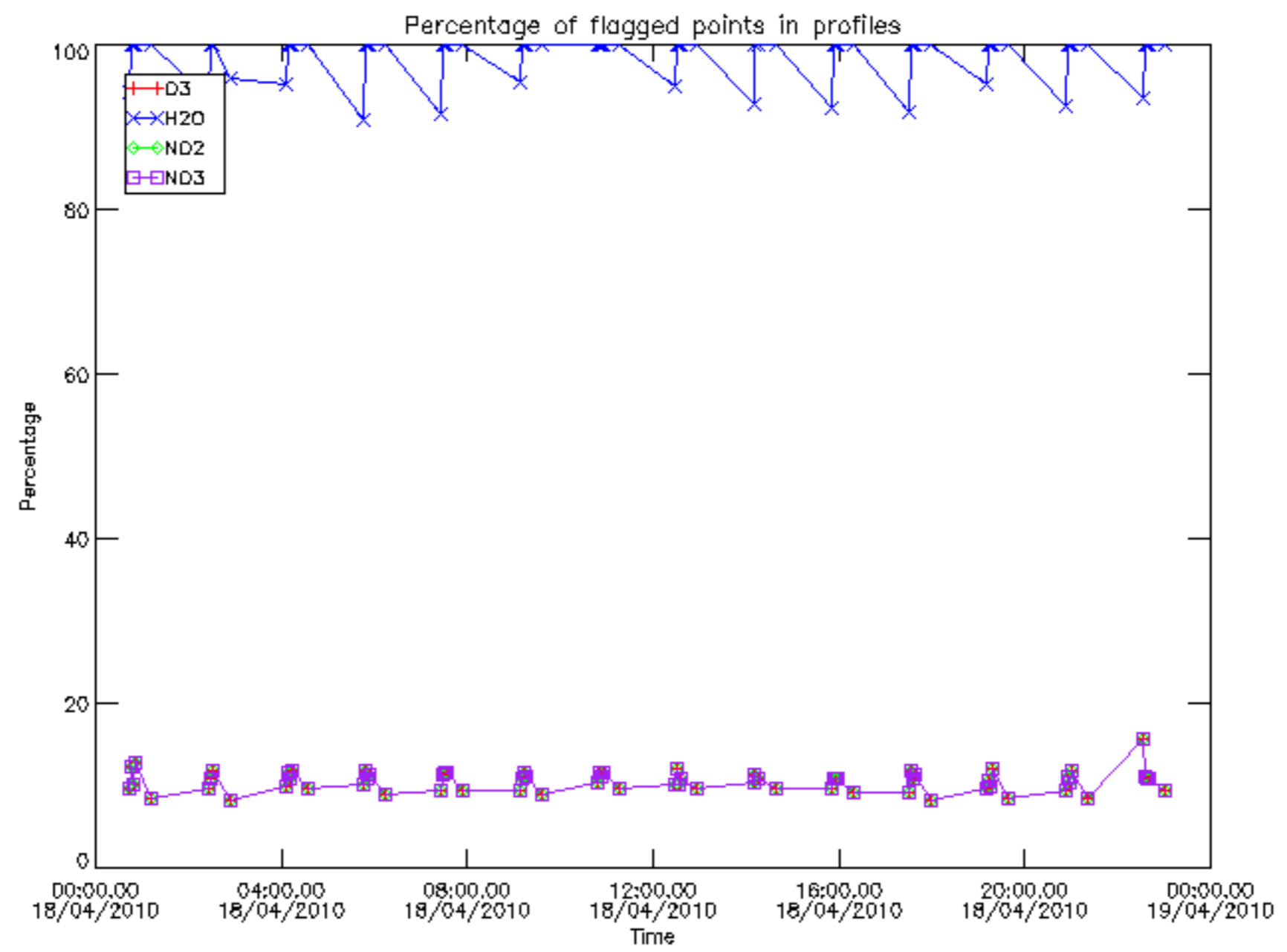




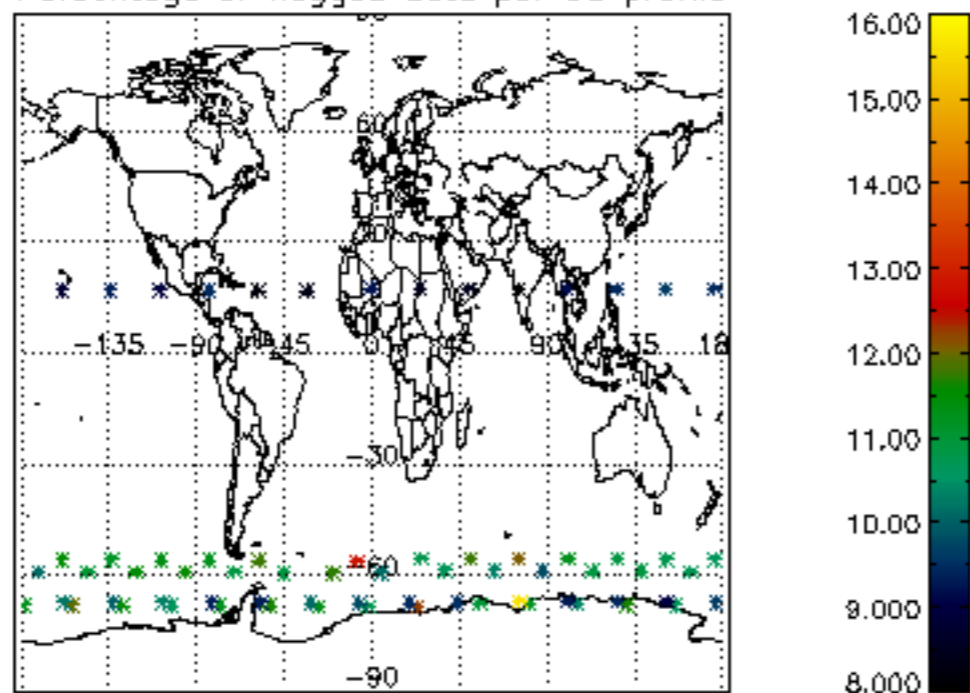




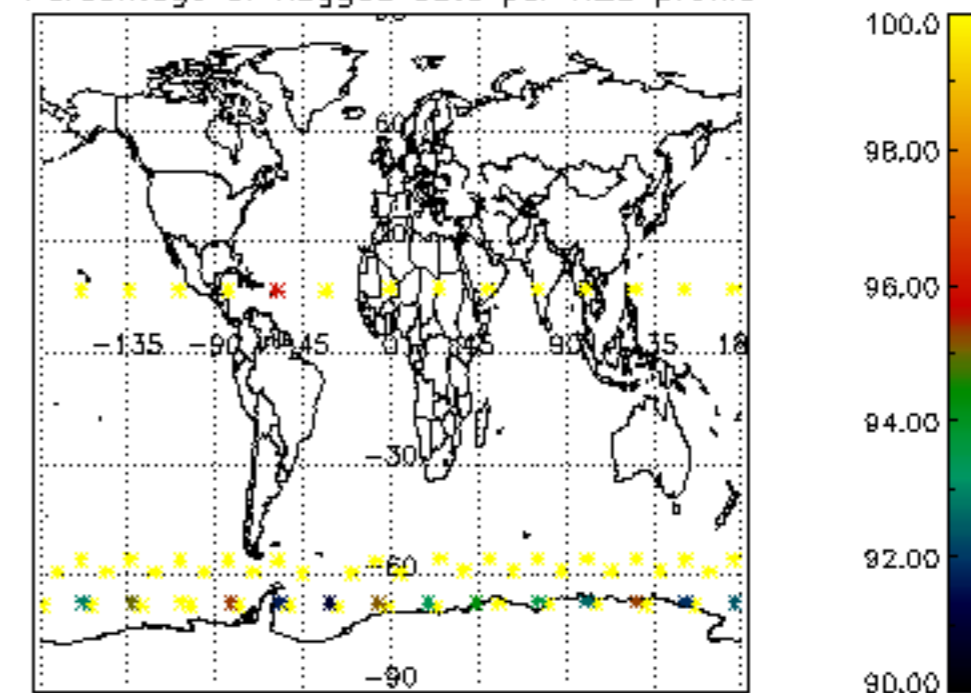




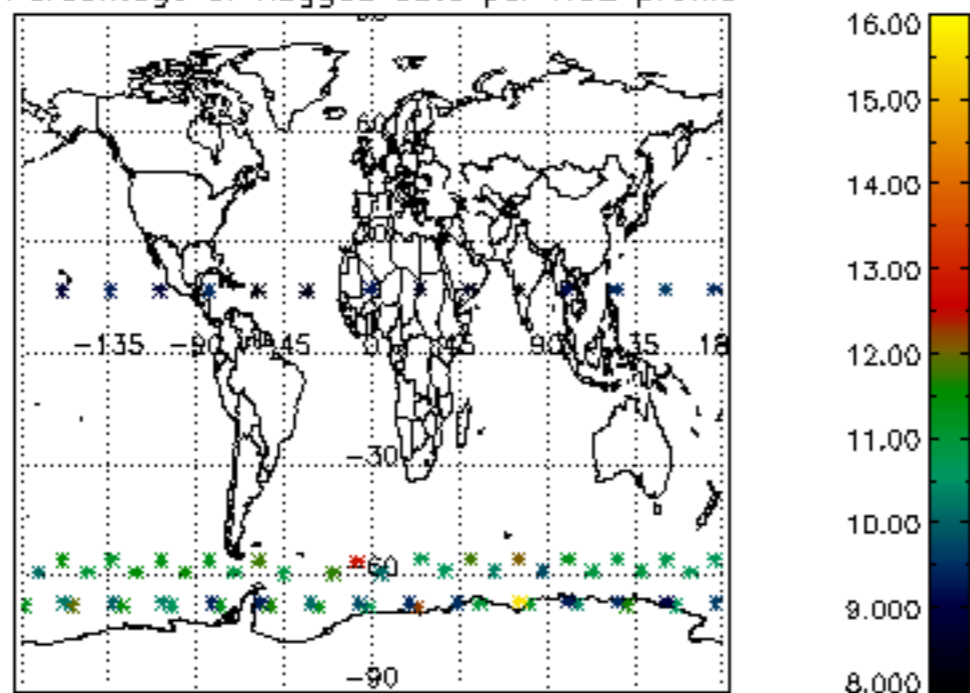
Percentage of flagged data per D3 profile



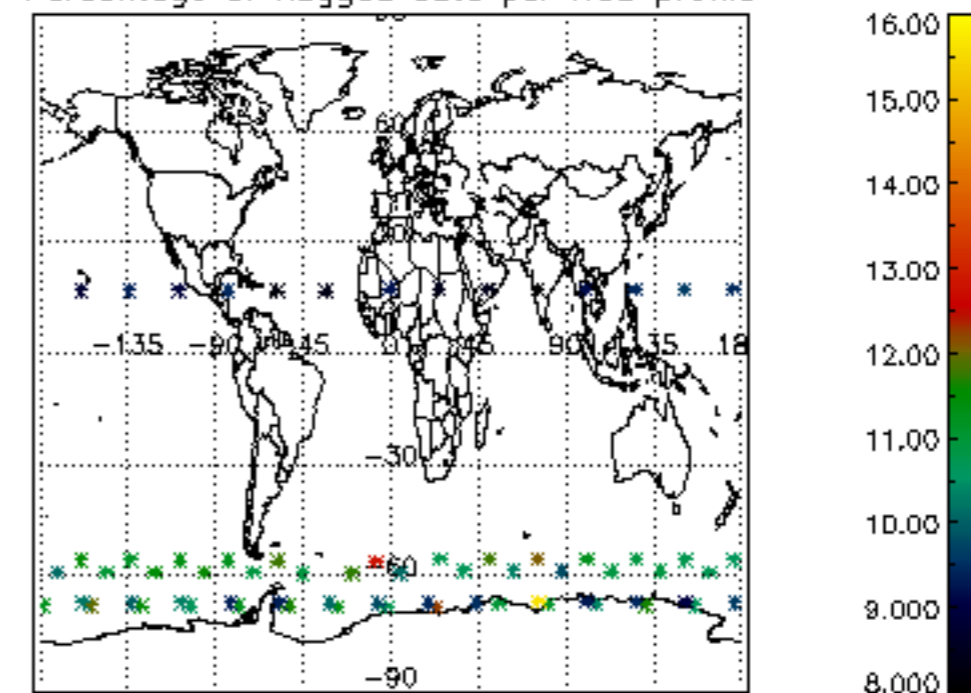
Percentage of flagged data per H2O profile

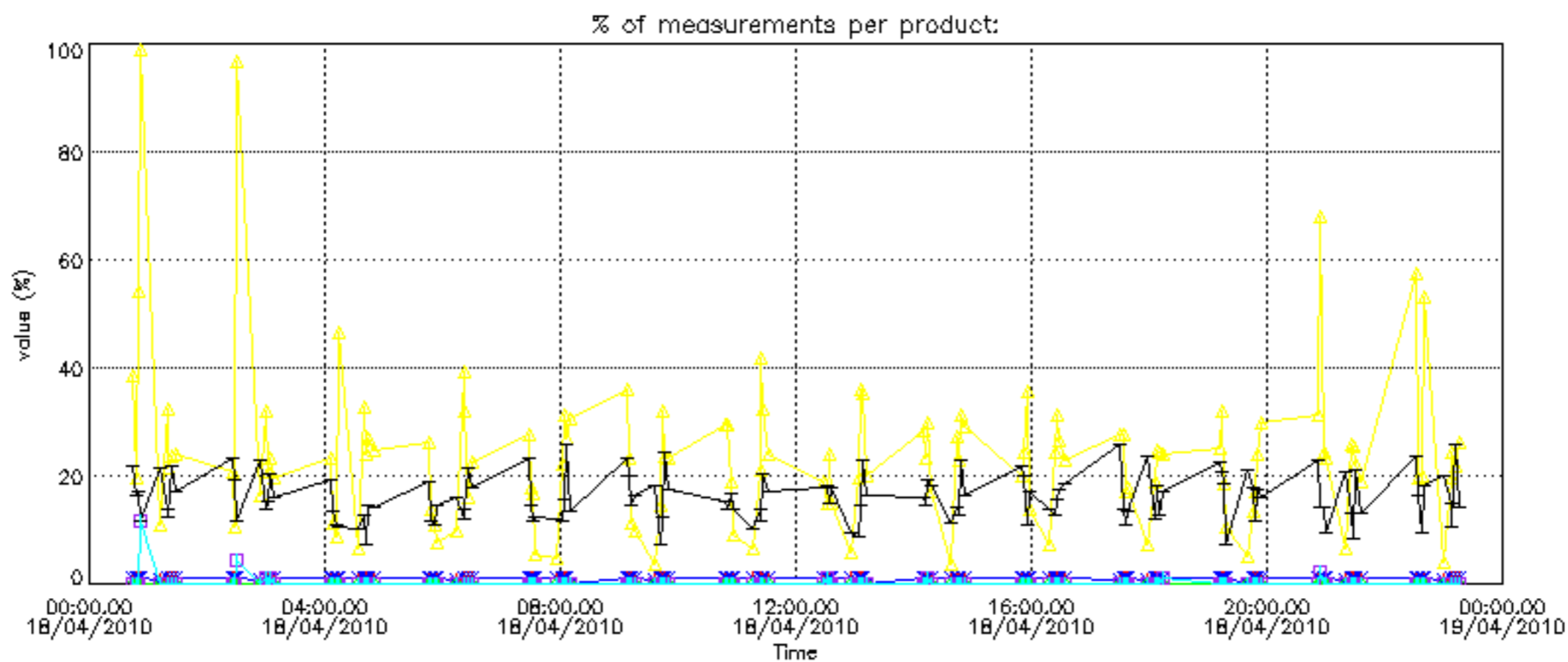


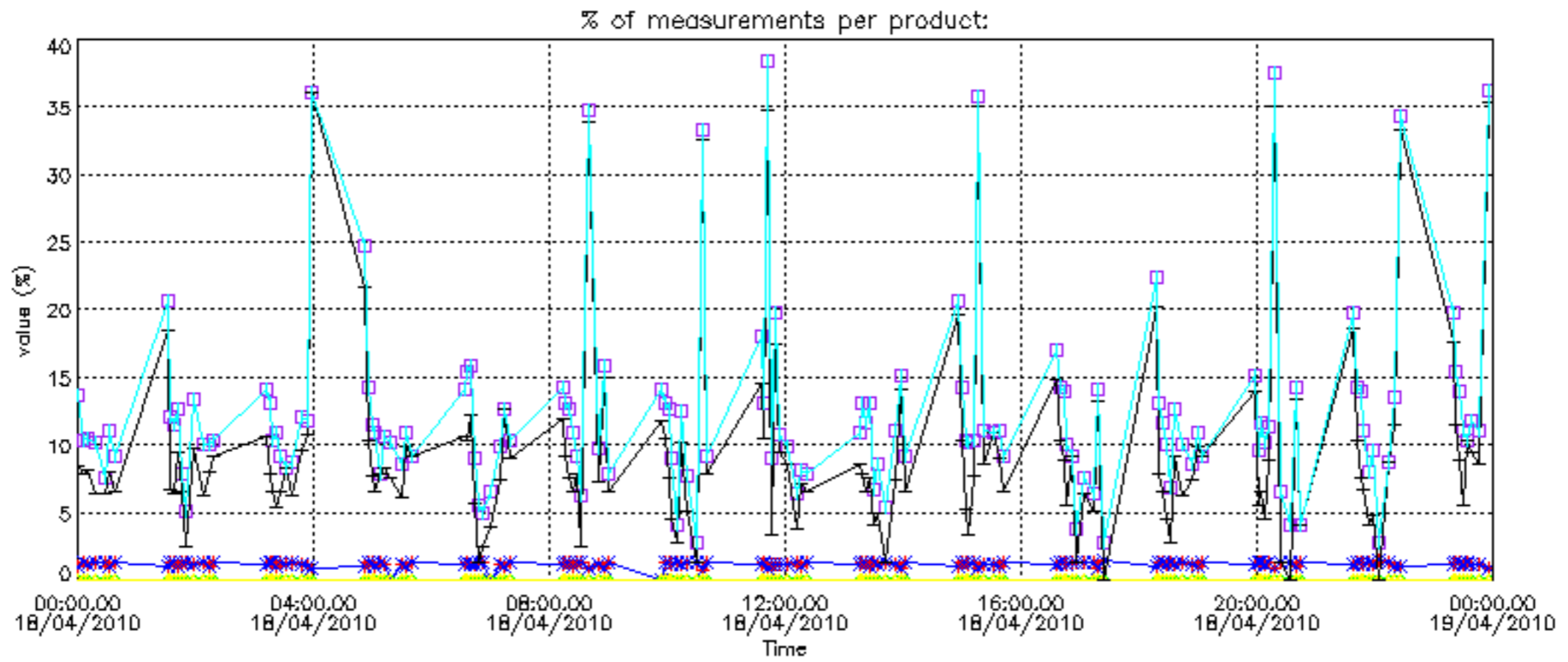
Percentage of flagged data per NO2 profile



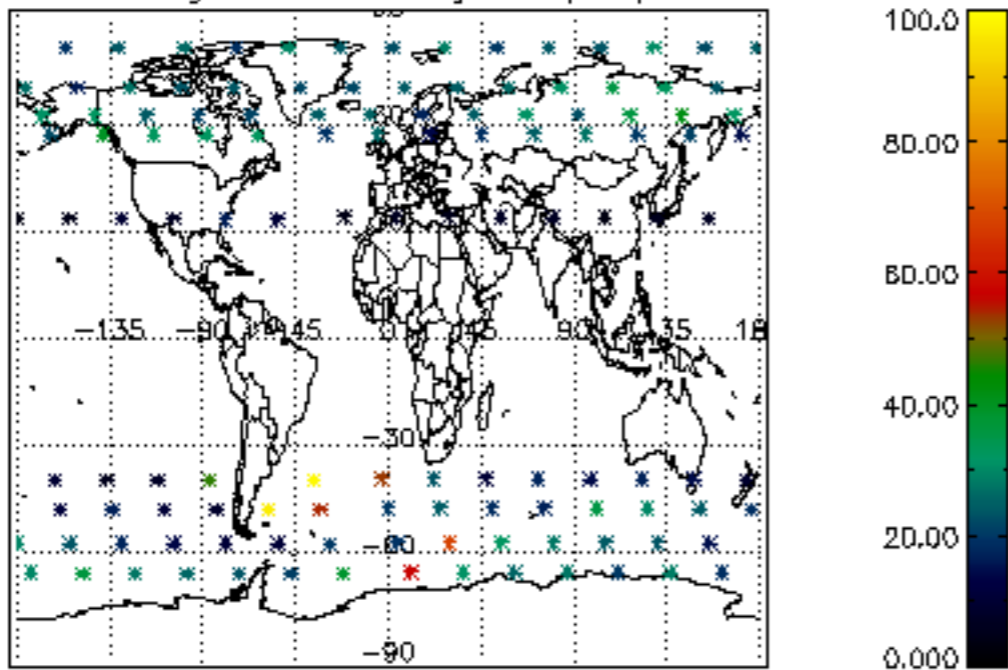
Percentage of flagged data per NO3 profile



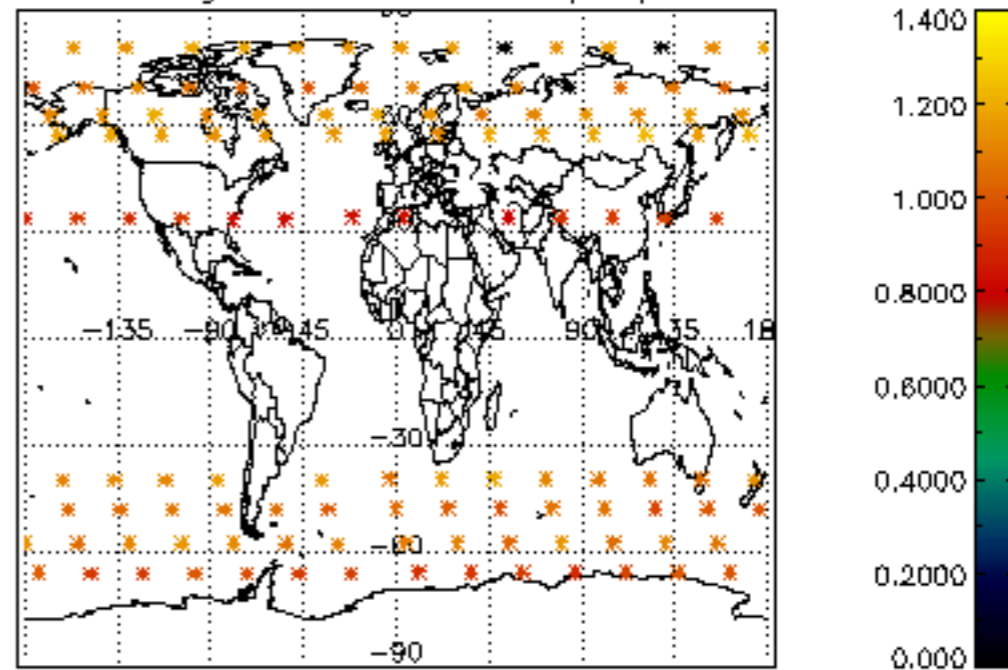




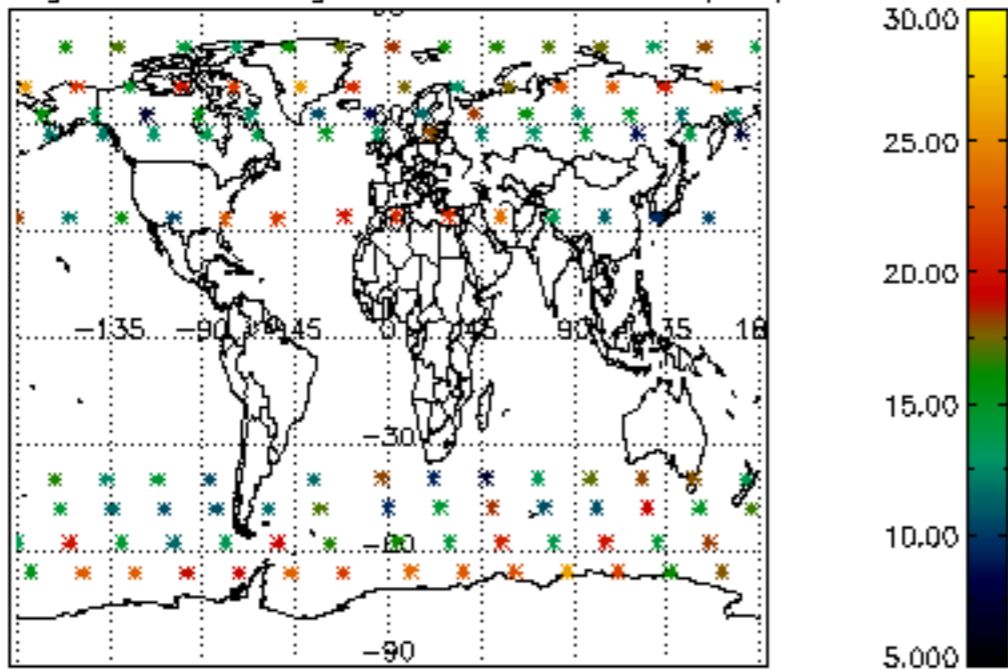
Percentage of cosmic ray hits per profile



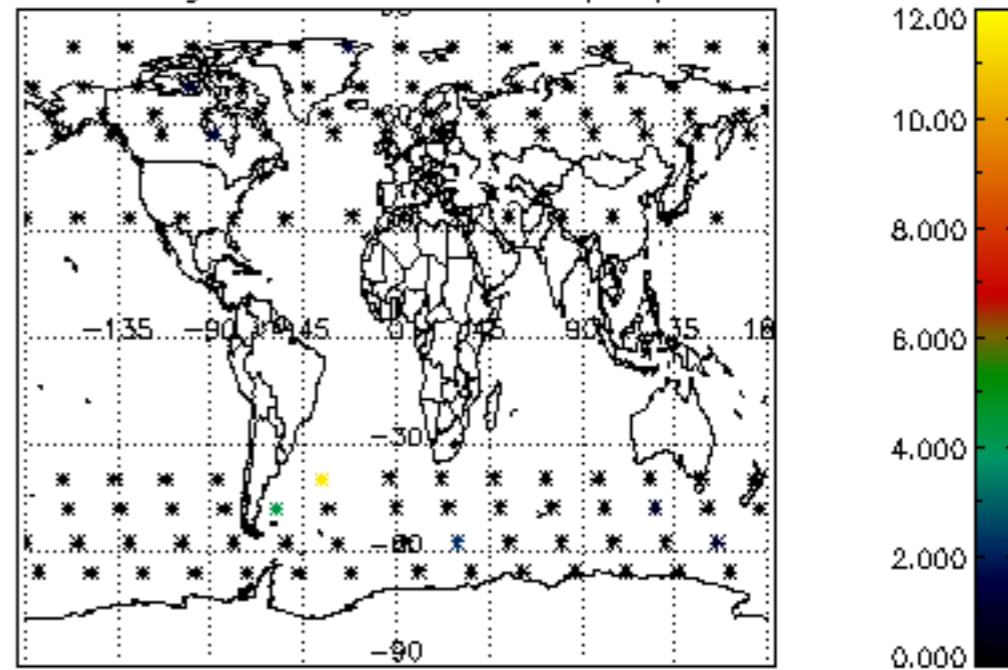
Percentage of datation errors per profile



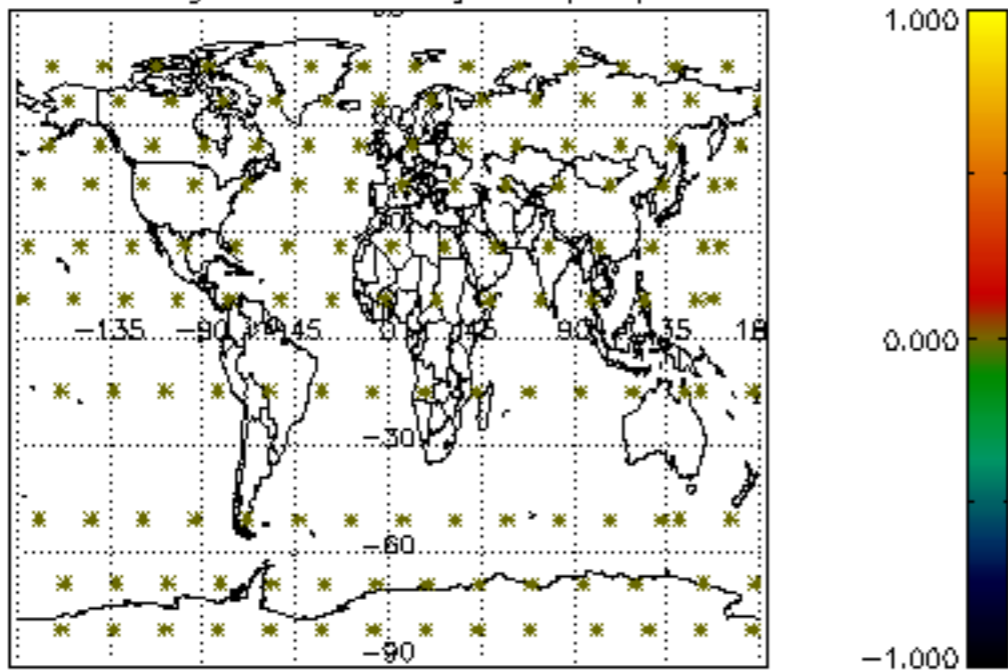
Percentage of star falling outside central band per profile



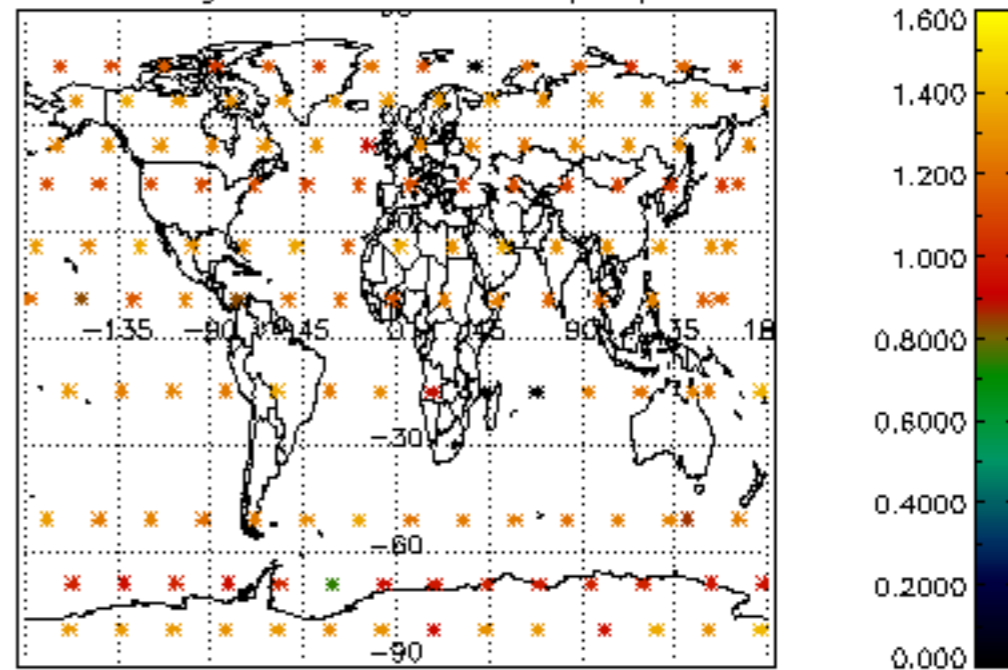
Percentage of saturation errors per profile



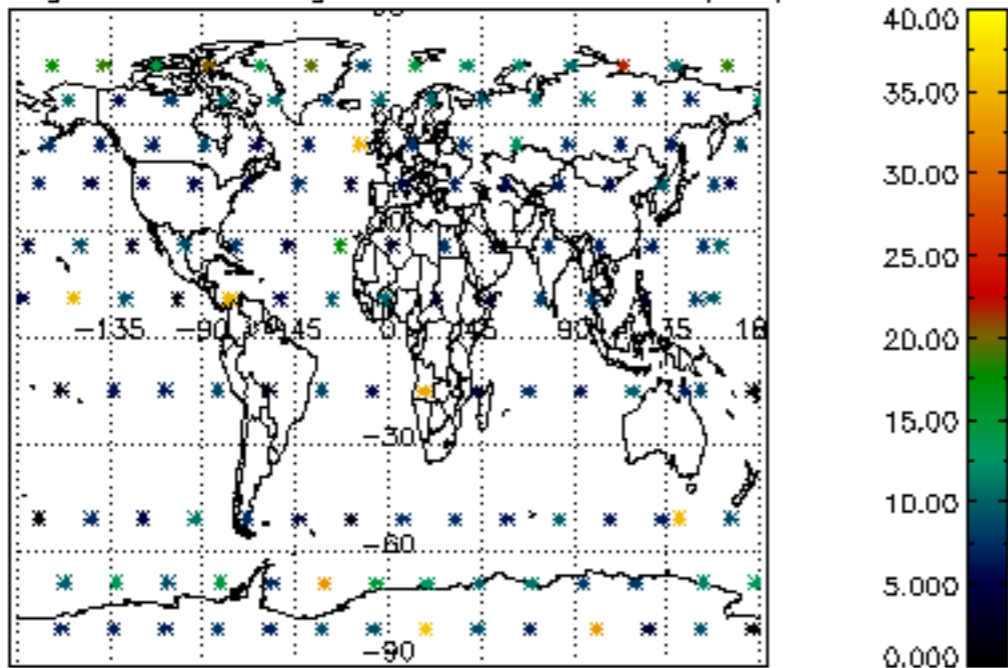
Percentage of cosmic ray hits per profile



Percentage of datation errors per profile



Percentage of star falling outside central band per profile



Percentage of saturation errors per profile

