

GOMOS Level 2 Daily Report

SUMMARY

[1. General Info](#)

[2. Summary of processed GOM_NL_2P products](#)

[3. Level 2 Quality information per product](#)

[3.1 Plot of level 2 quality information per product \(time dependant\)](#)

[3.2 Plot of level 2 quality information per product \(world map\)](#)

[4. Level 1 Quality information per product \(stored on level 2 products\)](#)

[4.1 Plot of level 1 quality information per product \(time dependant\)](#)

[4.1.1 Plot of level 1 quality information per product \(time dependant\): ASCENDING](#)

[4.1.2 Plot of level 1 quality information per product \(time dependant\): DESCENDING](#)

[4.2 Plot of level 1 quality information per product \(world map\)](#)

[4.2.1 Plot of level 1 quality information per product \(world map\): ASCENDING](#)

[4.2.2 Plot of level 1 quality information per product \(world map\): DESCENDING](#)

[5. Ozone profiles based on quality statistics and other trace gas profiles](#)

[5.1 Ozone statistics based on quality of products](#)

[5.2 Plot ozone profiles for all STD \(dark without errors\)](#)

[5.3 Plot ozone profiles where STD < 20% \(dark without errors\)](#)

[5.4. Plot ozone profiles where STD < 10% \(dark without errors\)](#)

[5.5. Plot ozone profiles where STD < 5% \(dark without errors\)](#)

[5.6 Plot NO2 profiles for all STD \(dark without errors\)](#)

[5.7 Plot NO3 profiles for all STD \(dark without errors\)](#)

[5.8 Plot H2O profiles \(only for occultations of stars 1,2,3,4,13,14,16,26,63 dark without errors\) for all STD](#)

[6. Auxiliary Data Files used for the production reported in section 2](#)

This report presents the daily analysis on parameters extracted from GOMOS level 2 data (GOM_NL__2P). It is intended to monitor some important parameters that will impact the quality of these products. A list of level 2 products (and content) that have arrived during the reporting day to the PCF is also given.

Item	Value
Time of report generation	29APR2013 09:32:25
Data source version	GOMOS/6.01
Start time of products	10-04-2010 (10APR2010 00:00:00)
Stop time of products	11-04-2010 (11APR2010 00:00:00)
Store outputs in DB	Yes
Nb of level 2 prods	302
Nb of prods with errors	0

2. Summary of processed GOM_NL__2P products.

Nr	Filename	UTC Start time	Limb	Duration	Star Id	Star Name	Star Mag	Star Temp	Nb Meas	Orbit	Prod. error
1	GOM_NL__2PRFIN20100410_000215_000000412088_00259_42397_3571.N1	10-APR-2010 00:02:15	Dark	40.500	142	49Del Cap	2.8500	8900.0	81	42397	No
2	GOM_NL__2PRFIN20100410_002143_000000532088_00260_42398_3559.N1	10-APR-2010 00:21:43	Dark	52.500	40	The Sco	1.8590	7100.0	105	42398	No
3	GOM_NL__2PRFIN20100410_002937_000000432088_00260_42398_3560.N1	10-APR-2010 00:29:37	Straylight	43.000	78	Alp Lup	2.3040	28000.	86	42398	No
4	GOM_NL__2PRFIN20100410_003114_000000462088_00260_42398_3561.N1	10-APR-2010 00:31:14	Straylight	46.000	81	Eta Cen	2.3560	28000.	92	42398	No
5	GOM_NL__2PRFIN20100410_003344_000000492088_00260_42398_3562.N1	10-APR-2010 00:33:44	Straylight	48.500	54	5The Cen	2.0550	4500.0	97	42398	No
6	GOM_NL__2PRFIN20100410_003910_000000442088_00260_42398_3563.N1	10-APR-2010 00:39:10	Twilight	43.500	106	9Bet Crv	2.6480	5600.0	87	42398	No
7	GOM_NL__2PRFIN20100410_004113_000000422088_00260_42398_3564.N1	10-APR-2010 00:41:13	Twilight	41.500	163	7Del Crv	2.9450	11000.	83	42398	No
8	GOM_NL__2PRFIN20100410_004234_000000512088_00260_42398_3565.N1	10-APR-2010 00:42:34	Bright	51.000	15	67Alp Vir	0.97600	28000.	102	42398	No
9	GOM_NL__2PRFIN20100410_004540_000000422088_00260_42398_3566.N1	10-APR-2010 00:45:40	Bright	41.500	121	29Gam Vir	2.7400	7200.0	83	42398	No
10	GOM_NL__2PRFIN20100410_004944_000000422088_00260_42398_3567.N1	10-APR-2010 00:49:44	Bright	42.000	138	47Eps Vir	2.8280	4700.0	84	42398	No
11	GOM_NL__2PRFIN20100410_005802_000000412088_00260_42398_3568.N1	10-APR-2010 00:58:02	Bright	41.000	152	12Alp2CVn	2.8900	11000.	82	42398	No
12	GOM_NL__2PRFIN20100410_010132_000000392088_00260_42398_3569.N1	10-APR-2010 01:01:32	Bright	38.500	87	64Gam UMa	2.4330	11000.	77	42398	No
13	GOM_NL__2PRFIN20100410_010257_000000402088_00260_42398_3570.N1	10-APR-2010 01:02:57	Bright	40.000	32	77Eps UMa	1.7630	11000.	80	42398	No
14	GOM_NL__2PRFIN20100410_010923_000000412088_00260_42398_3571.N1	10-APR-2010 01:09:23	Bright	41.000	60	7Bet UMi	2.0810	3950.0	82	42398	No
15	GOM_NL__2PRFIN20100410_011917_000000402088_00260_42398_3572.N1	10-APR-2010 01:19:17	Bright	39.500	89	5Alp Cep	2.4510	8000.0	79	42398	No
16	GOM_NL__2PRFIN20100410_012431_000000452088_00260_42398_3573.N1	10-APR-2010 01:24:31	Bright	45.000	19	50Alp Cyg	1.2460	10500.	90	42398	No
17	GOM_NL__2PRFIN20100410_012615_000000512088_00260_42398_3574.N1	10-APR-2010 01:26:15	Bright	50.500	66	37Gam Cyg	2.2080	5900.0	101	42398	No
18	GOM_NL__2PRFIN20100410_012833_000000512088_00260_42398_3575.N1	10-APR-2010 01:28:33	Bright	51.000	92	53Eps Cyg	2.5000	4500.0	102	42398	No
19	GOM_NL__2PRFIN20100410_013533_000000482088_00260_42398_3576.N1	10-APR-2010 01:35:33	Twilight	47.500	61	8Eps Peg	2.1000	3900.0	95	42398	No
20	GOM_NL__2PRFIN20100410_013801_000000442088_00260_42398_3577.N1	10-APR-2010 01:38:01	Dark	44.000	162	34Alp Aqr	2.9440	5350.0	88	42398	No
21	GOM_NL__2PRFIN20100410_014023_000000462088_00260_42398_3578.N1	10-APR-2010 01:40:23	Dark	45.500	154	22Bet Aqr	2.8990	5700.0	91	42398	No
22	GOM_NL__2PRFIN20100410_014252_000000442088_00260_42398_3579.N1	10-APR-2010 01:42:52	Dark	43.500	142	49Del Cap	2.8500	8900.0	87	42398	No
23	GOM_NL__2PRFIN20100410_020220_000000562088_00261_42399_3567.N1	10-APR-2010 02:02:20	Dark	55.500	40	The Sco	1.8590	7100.0	111	42399	No
24	GOM_NL__2PRFIN20100410_021014_000000452088_00261_42399_3568.N1	10-APR-2010 02:10:14	Straylight	45.000	78	Alp Lup	2.3040	28000.	90	42399	No
25	GOM_NL__2PRFIN20100410_021150_000000482088_00261_42399_3569.N1	10-APR-2010 02:11:50	Straylight	48.000	81	Eta Cen	2.3560	28000.	96	42399	No
26	GOM_NL__2PRFIN20100410_021421_000000482088_00261_42399_3570.N1	10-APR-2010 02:14:21	Straylight	47.500	54	5The Cen	2.0550	4500.0	95	42399	No
27	GOM_NL__2PRFIN20100410_021946_000000452088_00261_42399_3571.N1	10-APR-2010 02:19:46	Twilight	44.500	106	9Bet Crv	2.6480	5600.0	89	42399	No
28	GOM_NL__2PRFIN20100410_022149_000000422088_00261_42399_3572.N1	10-APR-2010 02:21:49	Twilight	42.000	163	7Del Crv	2.9450	11000.	84	42399	No
29	GOM_NL__2PRFIN20100410_022310_000000522088_00261_42399_3573.N1	10-APR-2010 02:23:10	Bright	52.000	15	67Alp Vir	0.97600	28000.	104	42399	No
30	GOM_NL__2PRFIN20100410_022616_000000402088_00261_42399_3574.N1	10-APR-2010 02:26:16	Bright	40.000	121	29Gam Vir	2.7400	7200.0	80	42399	No
31	GOM_NL__2PRFIN20100410_023020_000000432088_00261_42399_3575.N1	10-APR-2010 02:30:20	Bright	42.500	138	47Eps Vir	2.8280	4700.0	85	42399	No
32	GOM_NL__2PRFIN20100410_023838_000000422088_00261_42399_3576.N1	10-APR-2010 02:38:38	Bright	41.500	152	12Alp2CVn	2.8900	11000.	83	42399	No
33	GOM_NL__2PRFIN20100410_024208_000000432088_00261_42399_3577.N1	10-APR-2010 02:42:08	Bright	42.500	87	64Gam UMa	2.4330	11000.	85	42399	No
34	GOM_NL__2PRFIN20100410_024333_000000402088_00261_42399_3578.N1	10-APR-2010 02:43:33	Bright	39.500	32	77Eps UMa	1.7630	11000.	79	42399	No
35	GOM_NL__2PRFIN20100410_024959_000000362088_00261_42399_3579.N1	10-APR-2010 02:49:59	Bright	36.000	60	7Bet UMi	2.0810	3950.0	72	42399	No
36	GOM_NL__2PRFIN20100410_025953_000000372088_00261_42399_3580.N1	10-APR-2010 02:59:53	Bright	37.000	89	5Alp Cep	2.4510	8000.0	74	42399	No
37	GOM_NL__2PRFIN20100410_030507_000000642088_00261_42399_3581.N1	10-APR-2010 03:05:07	Bright	64.000	19	50Alp Cyg	1.2460	10500.	128	42399	No
38	GOM_NL__2PRFIN20100410_030651_000000512088_00261_42399_3582.N1	10-APR-2010 03:06:51	Bright	50.500	66	37Gam Cyg	2.2080	5900.0	101	42399	No
39	GOM_NL__2PRFIN20100410_030909_000000662088_00261_42399_3583.N1	10-APR-2010 03:09:09	Bright	66.000	92	53Eps Cyg	2.5000	4500.0	132	42399	No
40	GOM_NL__2PRFIN20100410_031609_000000502088_00261_42399_3584.N1	10-APR-2010 03:16:09	Twilight	49.500	61	8Eps Peg	2.1000	3900.0	99	42399	No
41	GOM_NL__2PRFIN20100410_031837_000000452088_00261_42399_3585.N1	10-APR-2010 03:18:37	Dark	45.000	162	34Alp Aqr	2.9440	5350.0	90	42399	No
42	GOM_NL__2PRFIN20100410_032100_000000472088_00261_42399_3586.N1	10-APR-2010 03:21:00	Dark	46.500	154	22Bet Aqr	2.8990	5700.0	93	42399	No

43	GOM_NL__2PRFIN20100410_032328_000000432088_00261_42399_3587.N1	10-APR-2010 03:23:28	Dark	42.500	142	49Del Cap	2.8500	8900.0	85	42399	No
44	GOM_NL__2PRFIN20100410_034257_000000532088_00262_42400_3575.N1	10-APR-2010 03:42:57	Dark	52.500	40	The Sco	1.8590	7100.0	105	42400	No
45	GOM_NL__2PRFIN20100410_035051_000000432088_00262_42400_3576.N1	10-APR-2010 03:50:51	Straylight	42.500	78	Alp Lup	2.3040	28000.	85	42400	No
46	GOM_NL__2PRFIN20100410_035227_000000462088_00262_42400_3577.N1	10-APR-2010 03:52:27	Straylight	46.000	81	Eta Cen	2.3560	28000.	92	42400	No
47	GOM_NL__2PRFIN20100410_035457_000000512088_00262_42400_3578.N1	10-APR-2010 03:54:57	Straylight	50.500	54	5The Cen	2.0550	4500.0	101	42400	No
48	GOM_NL__2PRFIN20100410_040022_000000422088_00262_42400_3579.N1	10-APR-2010 04:00:22	Twi_and_stray	42.000	106	9Bet Crv	2.6480	5600.0	84	42400	No
49	GOM_NL__2PRFIN20100410_040225_000000432088_00262_42400_3580.N1	10-APR-2010 04:02:25	Twi_and_stray	43.000	163	7Del Crv	2.9450	11000.	86	42400	No
50	GOM_NL__2PRFIN20100410_040346_000000532088_00262_42400_3581.N1	10-APR-2010 04:03:46	Bright	53.000	15	67Alp Vir	0.97600	28000.	106	42400	No
51	GOM_NL__2PRFIN20100410_040652_000000422088_00262_42400_3582.N1	10-APR-2010 04:06:52	Bright	41.500	121	29Gam Vir	2.7400	7200.0	83	42400	No
52	GOM_NL__2PRFIN20100410_041056_000000432088_00262_42400_3583.N1	10-APR-2010 04:10:56	Bright	42.500	138	47Eps Vir	2.8280	4700.0	85	42400	No
53	GOM_NL__2PRFIN20100410_041913_000000412088_00262_42400_3584.N1	10-APR-2010 04:19:13	Bright	40.500	152	12Alp2CVn	2.8900	11000.	81	42400	No
54	GOM_NL__2PRFIN20100410_042244_000000372088_00262_42400_3585.N1	10-APR-2010 04:22:44	Bright	36.500	87	64Gam UMa	2.4330	11000.	73	42400	No
55	GOM_NL__2PRFIN20100410_042409_000000412088_00262_42400_3586.N1	10-APR-2010 04:24:09	Bright	40.500	32	77Eps UMa	1.7630	11000.	81	42400	No
56	GOM_NL__2PRFIN20100410_043034_000000572088_00262_42400_3587.N1	10-APR-2010 04:30:34	Bright	56.500	60	7Bet UMi	2.0810	3950.0	113	42400	No
57	GOM_NL__2PRFIN20100410_044028_000000402088_00262_42400_3588.N1	10-APR-2010 04:40:28	Bright	39.500	89	5Alp Cep	2.4510	8000.0	79	42400	No
58	GOM_NL__2PRFIN20100410_044543_000000462088_00262_42400_3589.N1	10-APR-2010 04:45:43	Bright	46.000	19	50Alp Cyg	1.2460	10500.	92	42400	No
59	GOM_NL__2PRFIN20100410_044727_000000522088_00262_42400_3590.N1	10-APR-2010 04:47:27	Bright	51.500	66	37Gam Cyg	2.2080	5900.0	103	42400	No
60	GOM_NL__2PRFIN20100410_044945_000000672088_00262_42400_3591.N1	10-APR-2010 04:49:45	Bright	67.000	92	53Eps Cyg	2.5000	4500.0	134	42400	No
61	GOM_NL__2PRFIN20100410_045645_000000492088_00262_42400_3592.N1	10-APR-2010 04:56:45	Twi_and_stray	49.000	61	8Eps Peg	2.1000	3900.0	98	42400	No
62	GOM_NL__2PRFIN20100410_045914_000000462088_00262_42400_3593.N1	10-APR-2010 04:59:14	Dark	45.500	162	34Alp Aqr	2.9440	5350.0	91	42400	No
63	GOM_NL__2PRFIN20100410_050136_000000462088_00262_42400_3594.N1	10-APR-2010 05:01:36	Dark	45.500	154	22Bet Aqr	2.8990	5700.0	91	42400	No
64	GOM_NL__2PRFIN20100410_050404_000000422088_00262_42400_3595.N1	10-APR-2010 05:04:04	Dark	41.500	142	49Del Cap	2.8500	8900.0	83	42400	No
65	GOM_NL__2PRFIN20100410_052334_000000522088_00263_42401_3583.N1	10-APR-2010 05:23:34	Dark	52.000	40	The Sco	1.8590	7100.0	104	42401	No
66	GOM_NL__2PRFIN20100410_053127_000000442088_00263_42401_3584.N1	10-APR-2010 05:31:27	Straylight	43.500	78	Alp Lup	2.3040	28000.	87	42401	No
67	GOM_NL__2PRFIN20100410_053303_000000482088_00263_42401_3585.N1	10-APR-2010 05:33:03	Straylight	47.500	81	Eta Cen	2.3560	28000.	95	42401	No
68	GOM_NL__2PRFIN20100410_053534_000000502088_00263_42401_3586.N1	10-APR-2010 05:35:34	Straylight	50.000	54	5The Cen	2.0550	4500.0	100	42401	No
69	GOM_NL__2PRFIN20100410_054058_000000422088_00263_42401_3587.N1	10-APR-2010 05:40:58	Twi_and_stray	41.500	106	9Bet Crv	2.6480	5600.0	83	42401	No
70	GOM_NL__2PRFIN20100410_054300_000000432088_00263_42401_3588.N1	10-APR-2010 05:43:00	Twi_and_stray	43.000	163	7Del Crv	2.9450	11000.	86	42401	No
71	GOM_NL__2PRFIN20100410_054422_000000522088_00263_42401_3589.N1	10-APR-2010 05:44:22	Bright	52.000	15	67Alp Vir	0.97600	28000.	104	42401	No
72	GOM_NL__2PRFIN20100410_054728_000000412088_00263_42401_3590.N1	10-APR-2010 05:47:28	Bright	40.500	121	29Gam Vir	2.7400	7200.0	81	42401	No
73	GOM_NL__2PRFIN20100410_055131_000000432088_00263_42401_3591.N1	10-APR-2010 05:51:31	Bright	43.000	138	47Eps Vir	2.8280	4700.0	86	42401	No
74	GOM_NL__2PRFIN20100410_055949_000000392088_00263_42401_3592.N1	10-APR-2010 05:59:49	Bright	38.500	152	12Alp2CVn	2.8900	11000.	77	42401	No
75	GOM_NL__2PRFIN20100410_060320_000000372088_00263_42401_3593.N1	10-APR-2010 06:03:20	Bright	37.000	87	64Gam UMa	2.4330	11000.	74	42401	No
76	GOM_NL__2PRFIN20100410_060444_000000402088_00263_42401_3594.N1	10-APR-2010 06:04:44	Bright	39.500	32	77Eps UMa	1.7630	11000.	79	42401	No
77	GOM_NL__2PRFIN20100410_061111_000000572088_00263_42401_3595.N1	10-APR-2010 06:11:11	Bright	56.500	60	7Bet UMi	2.0810	3950.0	113	42401	No
78	GOM_NL__2PRFIN20100410_062104_000000372088_00263_42401_3596.N1	10-APR-2010 06:21:04	Bright	36.500	89	5Alp Cep	2.4510	8000.0	73	42401	No
79	GOM_NL__2PRFIN20100410_062619_000000432088_00263_42401_3597.N1	10-APR-2010 06:26:19	Bright	42.500	19	50Alp Cyg	1.2460	10500.	85	42401	No
80	GOM_NL__2PRFIN20100410_062803_000000512088_00263_42401_3598.N1	10-APR-2010 06:28:03	Bright	51.000	66	37Gam Cyg	2.2080	5900.0	102	42401	No
81	GOM_NL__2PRFIN20100410_063021_000000492088_00263_42401_3599.N1	10-APR-2010 06:30:21	Bright	49.000	92	53Eps Cyg	2.5000	4500.0	98	42401	No
82	GOM_NL__2PRFIN20100410_063722_000000492088_00263_42401_3600.N1	10-APR-2010 06:37:22	Twi_and_stray	49.000	61	8Eps Peg	2.1000	3900.0	98	42401	No
83	GOM_NL__2PRFIN20100410_063950_000000442088_00263_42401_3601.N1	10-APR-2010 06:39:50	Dark	43.500	162	34Alp Aqr	2.9440	5350.0	87	42401	No
84	GOM_NL__2PRFIN20100410_064213_000000472088_00263_42401_3602.N1	10-APR-2010 06:42:13	Dark	47.000	154	22Bet Aqr	2.8990	5700.0	94	42401	No
85	GOM_NL__2PRFIN20100410_064441_000000412088_00263_42401_3603.N1	10-APR-2010 06:44:41	Dark	41.000	142	49Del Cap	2.8500	8900.0	82	42401	No
86	GOM_NL__2PRFIN20100410_070411_000000522088_00264_42402_3611.N1	10-APR-2010 07:04:11	Dark	52.000	40	The Sco	1.8590	7100.0	104	42402	No
87	GOM_NL__2PRFIN20100410_071204_000000462088_00264_42402_3612.N1	10-APR-2010 07:12:04	Straylight	45.500	78	Alp Lup	2.3040	28000.	91	42402	No
88	GOM_NL__2PRFIN20100410_071340_000000462088_00264_42402_3613.N1	10-APR-2010 07:13:40	Straylight	46.000	81	Eta Cen	2.3560	28000.	92	42402	No
89	GOM_NL__2PRFIN20100410_071610_000000502088_00264_42402_3614.N1	10-APR-2010 07:16:10	Straylight	50.000	54	5The Cen	2.0550	4500.0	100	42402	No
90	GOM_NL__2PRFIN20100410_072135_000000462088_00264_42402_3615.N1	10-APR-2010 07:21:35	Twi_and_stray	45.500	106	9Bet Crv	2.6480	5600.0	91	42402	No
91	GOM_NL__2PRFIN20100410_072337_000000432088_00264_42402_3616.N1	10-APR-2010 07:23:37	Twi_and_stray	43.000	163	7Del Crv	2.9450	11000.	86	42402	No
92	GOM_NL__2PRFIN20100410_072458_000000502088_00264_42402_3617.N1	10-APR-2010 07:24:58	Bright	50.000	15	67Alp Vir	0.97600	28000.	100	42402	No
93	GOM_NL__2PRFIN20100410_072805_000000422088_00264_42402_3618.N1	10-APR-2010 07:28:05	Bright	41.500	121	29Gam Vir	2.7400	7200.0	83	42402	No
94	GOM_NL__2PRFIN20100410_073207_000000442088_00264_42402_3619.N1	10-APR-2010 07:32:07	Bright	43.500	138	47Eps Vir	2.8280	4700.0	87	42402	No
95	GOM_NL__2PRFIN20100410_074025_000000412088_00264_42402_3620.N1	10-APR-2010 07:40:25	Bright	41.000	152	12Alp2CVn	2.8900	11000.	82	42402	No
96	GOM_NL__2PRFIN20100410_074355_000000372088_00264_42402_3621.N1	10-APR-2010 07:43:55	Bright	37.000	87	64Gam UMa	2.4330	11000.	74	42402	No
97	GOM_NL__2PRFIN20100410_074520_000000382088_00264_42402_3622.N1	10-APR-2010 07:45:20	Bright	38.000	32	77Eps UMa	1.7630	11000.	76	42402	No
98	GOM_NL__2PRFIN20100410_075146_000000382088_00264_42402_3623.N1	10-APR-2010 07:51:46	Bright	38.000	60	7Bet UMi	2.0810	3950.0	76	42402	No
99	GOM_NL__2PRFIN20100410_080140_000000392088_00264_42402_3624.N1	10-APR-2010 08:01:40	Bright	39.000	89	5Alp Cep	2.4510	8000.0	78	42402	No
100	GOM_NL__2PRFIN20100410_080655_000000462088_00264_42402_3625.N1	10-APR-2010 08:06:55	Bright	46.000	19	50Alp Cyg	1.2460	10500.	92	42402	No
101	GOM_NL__2PRFIN20100410_080839_000000522088_00264_42402_3626.N1	10-APR-2010 08:08:39	Bright	51.500	66	37Gam Cyg	2.2080	5900.0	103	42402	No

102	GOM_NL__2PRFIN20100410_081057_000000502088_00264_42402_3627.N1	10-APR-2010 08:10:57	Bright	50.000	92	53Eps Cyg	2.5000	4500.0	100	42402	No
103	GOM_NL__2PRFIN20100410_081758_000000472088_00264_42402_3628.N1	10-APR-2010 08:17:58	Tw_i_and_stray	46.500	61	8Eps Peg	2.1000	3900.0	93	42402	No
104	GOM_NL__2PRFIN20100410_082026_000000462088_00264_42402_3629.N1	10-APR-2010 08:20:26	Dark	45.500	162	34Alp Aqr	2.9440	5350.0	91	42402	No
105	GOM_NL__2PRFIN20100410_082249_000000472088_00264_42402_3630.N1	10-APR-2010 08:22:49	Dark	47.000	154	22Bet Aqr	2.8990	5700.0	94	42402	No
106	GOM_NL__2PRFIN20100410_082517_000000392088_00264_42402_3631.N1	10-APR-2010 08:25:17	Dark	38.500	142	49Del Cap	2.8500	8900.0	77	42402	No
107	GOM_NL__2PRFIN20100410_084448_000000532088_00265_42403_3619.N1	10-APR-2010 08:44:48	Dark	52.500	40	The Sco	1.8590	7100.0	105	42403	No
108	GOM_NL__2PRFIN20100410_085240_000000422088_00265_42403_3620.N1	10-APR-2010 08:52:40	Straylight	42.000	78	Alp Lup	2.3040	28000.	84	42403	No
109	GOM_NL__2PRFIN20100410_085416_000000442088_00265_42403_3621.N1	10-APR-2010 08:54:16	Straylight	43.500	81	Eta Cen	2.3560	28000.	87	42403	No
110	GOM_NL__2PRFIN20100410_085646_000000482088_00265_42403_3622.N1	10-APR-2010 08:56:46	Straylight	47.500	54	5The Cen	2.0550	4500.0	95	42403	No
111	GOM_NL__2PRFIN20100410_090211_000000422088_00265_42403_3623.N1	10-APR-2010 09:02:11	Tw_i_and_stray	41.500	106	9Bet Crv	2.6480	5600.0	83	42403	No
112	GOM_NL__2PRFIN20100410_090413_000000432088_00265_42403_3624.N1	10-APR-2010 09:04:13	Tw_i_and_stray	43.000	163	7Del Crv	2.9450	11000.	86	42403	No
113	GOM_NL__2PRFIN20100410_090534_000000542088_00265_42403_3625.N1	10-APR-2010 09:05:34	Bright	53.500	15	67Alp Vir	0.97600	28000.	107	42403	No
114	GOM_NL__2PRFIN20100410_090840_000000402088_00265_42403_3626.N1	10-APR-2010 09:08:40	Bright	40.000	121	29Gam Vir	2.7400	7200.0	80	42403	No
115	GOM_NL__2PRFIN20100410_091243_000000432088_00265_42403_3627.N1	10-APR-2010 09:12:43	Bright	43.000	138	47Eps Vir	2.8280	4700.0	86	42403	No
116	GOM_NL__2PRFIN20100410_092100_000000422088_00265_42403_3628.N1	10-APR-2010 09:21:00	Bright	41.500	152	12Alp2CVn	2.8900	11000.	83	42403	No
117	GOM_NL__2PRFIN20100410_092431_000000382088_00265_42403_3629.N1	10-APR-2010 09:24:31	Bright	37.500	87	64Gam UMa	2.4330	11000.	75	42403	No
118	GOM_NL__2PRFIN20100410_092555_000000382088_00265_42403_3630.N1	10-APR-2010 09:25:55	Bright	38.000	32	77Eps UMa	1.7630	11000.	76	42403	No
119	GOM_NL__2PRFIN20100410_093222_000000362088_00265_42403_3631.N1	10-APR-2010 09:32:22	Bright	36.000	60	7Bet UMi	2.0810	3950.0	72	42403	No
120	GOM_NL__2PRFIN20100410_094216_000000402088_00265_42403_3632.N1	10-APR-2010 09:42:16	Bright	39.500	89	5Alp Cep	2.4510	8000.0	79	42403	No
121	GOM_NL__2PRFIN20100410_094731_000000472088_00265_42403_3633.N1	10-APR-2010 09:47:31	Bright	47.000	19	50Alp Cyg	1.2460	10500.	94	42403	No
122	GOM_NL__2PRFIN20100410_094915_000000512088_00265_42403_3634.N1	10-APR-2010 09:49:15	Bright	50.500	66	37Gam Cyg	2.2080	5900.0	101	42403	No
123	GOM_NL__2PRFIN20100410_095133_000000672088_00265_42403_3635.N1	10-APR-2010 09:51:33	Bright	67.000	92	53Eps Cyg	2.5000	4500.0	134	42403	No
124	GOM_NL__2PRFIN20100410_095834_000000512088_00265_42403_3636.N1	10-APR-2010 09:58:34	Tw_i_and_stray	51.000	61	8Eps Peg	2.1000	3900.0	102	42403	No
125	GOM_NL__2PRFIN20100410_100102_000000432088_00265_42403_3637.N1	10-APR-2010 10:01:02	Dark	42.500	162	34Alp Aqr	2.9440	5350.0	85	42403	No
126	GOM_NL__2PRFIN20100410_100326_000000462088_00265_42403_3638.N1	10-APR-2010 10:03:26	Dark	45.500	154	22Bet Aqr	2.8990	5700.0	91	42403	No
127	GOM_NL__2PRFIN20100410_100553_000000412088_00265_42403_3639.N1	10-APR-2010 10:05:53	Dark	41.000	142	49Del Cap	2.8500	8900.0	82	42403	No
128	GOM_NL__2PRFIN20100410_102525_000000522088_00266_42404_3627.N1	10-APR-2010 10:25:25	Dark	51.500	40	The Sco	1.8590	7100.0	103	42404	No
129	GOM_NL__2PRFIN20100410_103317_000000432088_00266_42404_3628.N1	10-APR-2010 10:33:17	Straylight	43.000	78	Alp Lup	2.3040	28000.	86	42404	No
130	GOM_NL__2PRFIN20100410_103453_000000482088_00266_42404_3629.N1	10-APR-2010 10:34:53	Straylight	48.000	81	Eta Cen	2.3560	28000.	96	42404	No
131	GOM_NL__2PRFIN20100410_103723_000000502088_00266_42404_3630.N1	10-APR-2010 10:37:23	Straylight	50.000	54	5The Cen	2.0550	4500.0	100	42404	No
132	GOM_NL__2PRFIN20100410_104247_000000442088_00266_42404_3631.N1	10-APR-2010 10:42:47	Tw_i_and_stray	43.500	106	9Bet Crv	2.6480	5600.0	87	42404	No
133	GOM_NL__2PRFIN20100410_104449_000000422088_00266_42404_3632.N1	10-APR-2010 10:44:49	Tw_i_and_stray	41.500	163	7Del Crv	2.9450	11000.	83	42404	No
134	GOM_NL__2PRFIN20100410_104610_000000522088_00266_42404_3633.N1	10-APR-2010 10:46:10	Bright	52.000	15	67Alp Vir	0.97600	28000.	104	42404	No
135	GOM_NL__2PRFIN20100410_104916_000000412088_00266_42404_3634.N1	10-APR-2010 10:49:16	Bright	41.000	121	29Gam Vir	2.7400	7200.0	82	42404	No
136	GOM_NL__2PRFIN20100410_105318_000000432088_00266_42404_3635.N1	10-APR-2010 10:53:18	Bright	42.500	138	47Eps Vir	2.8280	4700.0	85	42404	No
137	GOM_NL__2PRFIN20100410_110136_000000412088_00266_42404_3636.N1	10-APR-2010 11:01:36	Bright	40.500	152	12Alp2CVn	2.8900	11000.	81	42404	No
138	GOM_NL__2PRFIN20100410_110507_000000382088_00266_42404_3637.N1	10-APR-2010 11:05:07	Bright	37.500	87	64Gam UMa	2.4330	11000.	75	42404	No
139	GOM_NL__2PRFIN20100410_110631_000000412088_00266_42404_3638.N1	10-APR-2010 11:06:31	Bright	40.500	32	77Eps UMa	1.7630	11000.	81	42404	No
140	GOM_NL__2PRFIN20100410_111257_000000392088_00266_42404_3639.N1	10-APR-2010 11:12:57	Bright	38.500	60	7Bet UMi	2.0810	3950.0	77	42404	No
141	GOM_NL__2PRFIN20100410_112251_000000402088_00266_42404_3640.N1	10-APR-2010 11:22:51	Bright	39.500	89	5Alp Cep	2.4510	8000.0	79	42404	No
142	GOM_NL__2PRFIN20100410_112806_000000472088_00266_42404_3641.N1	10-APR-2010 11:28:06	Bright	47.000	19	50Alp Cyg	1.2460	10500.	94	42404	No
143	GOM_NL__2PRFIN20100410_112950_000000512088_00266_42404_3642.N1	10-APR-2010 11:29:50	Bright	51.000	66	37Gam Cyg	2.2080	5900.0	102	42404	No
144	GOM_NL__2PRFIN20100410_113210_000000512088_00266_42404_3643.N1	10-APR-2010 11:32:10	Bright	50.500	92	53Eps Cyg	2.5000	4500.0	101	42404	No
145	GOM_NL__2PRFIN20100410_113910_000000502088_00266_42404_3644.N1	10-APR-2010 11:39:10	Tw_i_and_stray	49.500	61	8Eps Peg	2.1000	3900.0	99	42404	No
146	GOM_NL__2PRFIN20100410_114139_000000442088_00266_42404_3645.N1	10-APR-2010 11:41:39	Dark	43.500	162	34Alp Aqr	2.9440	5350.0	87	42404	No
147	GOM_NL__2PRFIN20100410_114402_000000452088_00266_42404_3646.N1	10-APR-2010 11:44:02	Dark	45.000	154	22Bet Aqr	2.8990	5700.0	90	42404	No
148	GOM_NL__2PRFIN20100410_114630_000000412088_00266_42404_3647.N1	10-APR-2010 11:46:30	Dark	41.000	142	49Del Cap	2.8500	8900.0	82	42404	No
149	GOM_NL__2PRFIN20100410_120602_000000522088_00267_42405_3635.N1	10-APR-2010 12:06:02	Dark	52.000	40	The Sco	1.8590	7100.0	104	42405	No
150	GOM_NL__2PRFIN20100410_121353_000000442088_00267_42405_3636.N1	10-APR-2010 12:13:53	Straylight	43.500	78	Alp Lup	2.3040	28000.	87	42405	No
151	GOM_NL__2PRFIN20100410_121529_000000452088_00267_42405_3637.N1	10-APR-2010 12:15:29	Straylight	44.500	81	Eta Cen	2.3560	28000.	89	42405	No
152	GOM_NL__2PRFIN20100410_121758_000000452088_00267_42405_3638.N1	10-APR-2010 12:17:58	Straylight	45.000	54	5The Cen	2.0550	4500.0	90	42405	No
153	GOM_NL__2PRFIN20100410_122323_000000422088_00267_42405_3639.N1	10-APR-2010 12:23:23	Tw_i_and_stray	41.500	106	9Bet Crv	2.6480	5600.0	83	42405	No
154	GOM_NL__2PRFIN20100410_122525_000000422088_00267_42405_3640.N1	10-APR-2010 12:25:25	Tw_i_and_stray	41.500	163	7Del Crv	2.9450	11000.	83	42405	No
155	GOM_NL__2PRFIN20100410_122646_000000482088_00267_42405_3641.N1	10-APR-2010 12:26:46	Bright	48.000	15	67Alp Vir	0.97600	28000.	96	42405	No
156	GOM_NL__2PRFIN20100410_122952_000000422088_00267_42405_3642.N1	10-APR-2010 12:29:52	Bright	41.500	121	29Gam Vir	2.7400	7200.0	83	42405	No
157	GOM_NL__2PRFIN20100410_123354_000000432088_00267_42405_3643.N1	10-APR-2010 12:33:54	Bright	43.000	138	47Eps Vir	2.8280	4700.0	86	42405	No
158	GOM_NL__2PRFIN20100410_124211_000000402088_00267_42405_3644.N1	10-APR-2010 12:42:11	Bright	39.500	152	12Alp2CVn	2.8900	11000.	79	42405	No
159	GOM_NL__2PRFIN20100410_124543_000000362088_00267_42405_3645.N1	10-APR-2010 12:45:43	Bright	35.500	87	64Gam UMa	2.4330	11000.	71	42405	No
160	GOM_NL__2PRFIN20100410_124707_000000412088_00267_42405_3646.N1	10-APR-2010 12:47:07	Bright	41.000	32	77Eps UMa	1.7630	11000.	82	42405	No

161	GOM_NL__2PRFIN20100410_125333_000000402088_00267_42405_3647.N1	10-APR-2010 12:53:33	Bright	40.000	60	7Bet UMi	2.0810	3950.0	80	42405	No
162	GOM_NL__2PRFIN20100410_130327_000000562088_00267_42405_3648.N1	10-APR-2010 13:03:27	Bright	56.000	89	5Alp Cep	2.4510	8000.0	112	42405	No
163	GOM_NL__2PRFIN20100410_130842_000000482088_00267_42405_3649.N1	10-APR-2010 13:08:42	Bright	48.000	19	50Alp Cyg	1.2460	10500.	96	42405	No
164	GOM_NL__2PRFIN20100410_131026_000000522088_00267_42405_3650.N1	10-APR-2010 13:10:26	Bright	52.000	66	37Gam Cyg	2.2080	5900.0	104	42405	No
165	GOM_NL__2PRFIN20100410_131246_000000502088_00267_42405_3651.N1	10-APR-2010 13:12:46	Bright	50.000	92	53Eps Cyg	2.5000	4500.0	100	42405	No
166	GOM_NL__2PRFIN20100410_131947_000000462088_00267_42405_3652.N1	10-APR-2010 13:19:47	Twi_and_stray	46.000	61	8Eps Peg	2.1000	3900.0	92	42405	No
167	GOM_NL__2PRFIN20100410_132215_000000452088_00267_42405_3653.N1	10-APR-2010 13:22:15	Dark	44.500	162	34Alp Aqr	2.9440	5350.0	89	42405	No
168	GOM_NL__2PRFIN20100410_132439_000000472088_00267_42405_3654.N1	10-APR-2010 13:24:39	Dark	47.000	154	22Bet Aqr	2.8990	5700.0	94	42405	No
169	GOM_NL__2PRFIN20100410_132706_000000412088_00267_42405_3655.N1	10-APR-2010 13:27:06	Dark	41.000	142	49Del Cap	2.8500	8900.0	82	42405	No
170	GOM_NL__2PRFIN20100410_134639_000000552088_00268_42406_3643.N1	10-APR-2010 13:46:39	Dark	55.000	40	The Sco	1.8590	7100.0	110	42406	No
171	GOM_NL__2PRFIN20100410_135429_000000432088_00268_42406_3644.N1	10-APR-2010 13:54:29	Straylight	43.000	78	Alp Lup	2.3040	28000.	86	42406	No
172	GOM_NL__2PRFIN20100410_135605_000000452088_00268_42406_3645.N1	10-APR-2010 13:56:05	Straylight	45.000	81	Eta Cen	2.3560	28000.	90	42406	No
173	GOM_NL__2PRFIN20100410_135835_000000482088_00268_42406_3646.N1	10-APR-2010 13:58:35	Straylight	47.500	54	5The Cen	2.0550	4500.0	95	42406	No
174	GOM_NL__2PRFIN20100410_140359_000000422088_00268_42406_3647.N1	10-APR-2010 14:03:59	Twi_and_stray	42.000	106	9Bet Crv	2.6480	5600.0	84	42406	No
175	GOM_NL__2PRFIN20100410_140601_000000432088_00268_42406_3648.N1	10-APR-2010 14:06:01	Bright	42.500	163	7Del Crv	2.9450	11000.	85	42406	No
176	GOM_NL__2PRFIN20100410_140722_000000502088_00268_42406_3649.N1	10-APR-2010 14:07:22	Bright	49.500	15	67Alp Vir	0.97600	28000.	99	42406	No
177	GOM_NL__2PRFIN20100410_141028_000000412088_00268_42406_3650.N1	10-APR-2010 14:10:28	Bright	40.500	121	29Gam Vir	2.7400	7200.0	81	42406	No
178	GOM_NL__2PRFIN20100410_141430_000000422088_00268_42406_3651.N1	10-APR-2010 14:14:30	Bright	42.000	138	47Eps Vir	2.8280	4700.0	84	42406	No
179	GOM_NL__2PRFIN20100410_142247_000000422088_00268_42406_3652.N1	10-APR-2010 14:22:47	Bright	41.500	152	12Alp2CVn	2.8900	11000.	83	42406	No
180	GOM_NL__2PRFIN20100410_142619_000000382088_00268_42406_3653.N1	10-APR-2010 14:26:19	Bright	38.000	87	64Gam UMa	2.4330	11000.	76	42406	No
181	GOM_NL__2PRFIN20100410_142742_000000412088_00268_42406_3654.N1	10-APR-2010 14:27:42	Bright	41.000	32	77Eps UMa	1.7630	11000.	82	42406	No
182	GOM_NL__2PRFIN20100410_143408_000000372088_00268_42406_3655.N1	10-APR-2010 14:34:08	Bright	36.500	60	7Bet UMi	2.0810	3950.0	73	42406	No
183	GOM_NL__2PRFIN20100410_144403_000000402088_00268_42406_3656.N1	10-APR-2010 14:44:03	Bright	40.000	89	5Alp Cep	2.4510	8000.0	80	42406	No
184	GOM_NL__2PRFIN20100410_144918_000000472088_00268_42406_3657.N1	10-APR-2010 14:49:18	Bright	47.000	19	50Alp Cyg	1.2460	10500.	94	42406	No
185	GOM_NL__2PRFIN20100410_145102_000000522088_00268_42406_3658.N1	10-APR-2010 14:51:02	Bright	51.500	66	37Gam Cyg	2.2080	5900.0	103	42406	No
186	GOM_NL__2PRFIN20100410_145322_000000672088_00268_42406_3659.N1	10-APR-2010 14:53:22	Bright	67.000	92	53Eps Cyg	2.5000	4500.0	134	42406	No
187	GOM_NL__2PRFIN20100410_150023_000000512088_00268_42406_3660.N1	10-APR-2010 15:00:23	Twi_and_stray	50.500	61	8Eps Peg	2.1000	3900.0	101	42406	No
188	GOM_NL__2PRFIN20100410_150251_000000462088_00268_42406_3661.N1	10-APR-2010 15:02:51	Dark	46.000	162	34Alp Aqr	2.9440	5350.0	92	42406	No
189	GOM_NL__2PRFIN20100410_150515_000000462088_00268_42406_3662.N1	10-APR-2010 15:05:15	Dark	45.500	154	22Bet Aqr	2.8990	5700.0	91	42406	No
190	GOM_NL__2PRFIN20100410_150743_000000412088_00268_42406_3663.N1	10-APR-2010 15:07:43	Dark	41.000	142	49Del Cap	2.8500	8900.0	82	42406	No
191	GOM_NL__2PRFIN20100410_152716_000000532088_00269_42407_3651.N1	10-APR-2010 15:27:16	Dark	53.000	40	The Sco	1.8590	7100.0	106	42407	No
192	GOM_NL__2PRFIN20100410_153506_000000462088_00269_42407_3652.N1	10-APR-2010 15:35:06	Straylight	46.000	78	Alp Lup	2.3040	28000.	92	42407	No
193	GOM_NL__2PRFIN20100410_153642_000000452088_00269_42407_3653.N1	10-APR-2010 15:36:42	Straylight	44.500	81	Eta Cen	2.3560	28000.	89	42407	No
194	GOM_NL__2PRFIN20100410_153911_000000492088_00269_42407_3654.N1	10-APR-2010 15:39:11	Straylight	49.000	54	5The Cen	2.0550	4500.0	98	42407	No
195	GOM_NL__2PRFIN20100410_154435_000000442088_00269_42407_3655.N1	10-APR-2010 15:44:35	Twi_and_stray	43.500	106	9Bet Crv	2.6480	5600.0	87	42407	No
196	GOM_NL__2PRFIN20100410_154637_000000402088_00269_42407_3656.N1	10-APR-2010 15:46:37	Bright	39.500	163	7Del Crv	2.9450	11000.	79	42407	No
197	GOM_NL__2PRFIN20100410_154758_000000482088_00269_42407_3657.N1	10-APR-2010 15:47:58	Bright	48.000	15	67Alp Vir	0.97600	28000.	96	42407	No
198	GOM_NL__2PRFIN20100410_155103_000000412088_00269_42407_3658.N1	10-APR-2010 15:51:03	Bright	41.000	121	29Gam Vir	2.7400	7200.0	82	42407	No
199	GOM_NL__2PRFIN20100410_155505_000000422088_00269_42407_3659.N1	10-APR-2010 15:55:05	Bright	42.000	138	47Eps Vir	2.8280	4700.0	84	42407	No
200	GOM_NL__2PRFIN20100410_160323_000000402088_00269_42407_3660.N1	10-APR-2010 16:03:23	Bright	40.000	152	12Alp2CVn	2.8900	11000.	80	42407	No
201	GOM_NL__2PRFIN20100410_160654_000000372088_00269_42407_3661.N1	10-APR-2010 16:06:54	Bright	37.000	87	64Gam UMa	2.4330	11000.	74	42407	No
202	GOM_NL__2PRFIN20100410_160818_000000402088_00269_42407_3662.N1	10-APR-2010 16:08:18	Bright	39.500	32	77Eps UMa	1.7630	11000.	79	42407	No
203	GOM_NL__2PRFIN20100410_161444_000000372088_00269_42407_3663.N1	10-APR-2010 16:14:44	Bright	37.000	60	7Bet UMi	2.0810	3950.0	74	42407	No
204	GOM_NL__2PRFIN20100410_162439_000000382088_00269_42407_3664.N1	10-APR-2010 16:24:39	Bright	37.500	89	5Alp Cep	2.4510	8000.0	75	42407	No
205	GOM_NL__2PRFIN20100410_162954_000000482088_00269_42407_3665.N1	10-APR-2010 16:29:54	Bright	48.000	19	50Alp Cyg	1.2460	10500.	96	42407	No
206	GOM_NL__2PRFIN20100410_163138_000000512088_00269_42407_3666.N1	10-APR-2010 16:31:38	Bright	51.000	66	37Gam Cyg	2.2080	5900.0	102	42407	No
207	GOM_NL__2PRFIN20100410_163357_000000672088_00269_42407_3667.N1	10-APR-2010 16:33:57	Bright	67.000	92	53Eps Cyg	2.5000	4500.0	134	42407	No
208	GOM_NL__2PRFIN20100410_164059_000000492088_00269_42407_3668.N1	10-APR-2010 16:40:59	Twi_and_stray	49.000	61	8Eps Peg	2.1000	3900.0	98	42407	No
209	GOM_NL__2PRFIN20100410_164327_000000462088_00269_42407_3669.N1	10-APR-2010 16:43:27	Dark	46.000	162	34Alp Aqr	2.9440	5350.0	92	42407	No
210	GOM_NL__2PRFIN20100410_164552_000000472088_00269_42407_3670.N1	10-APR-2010 16:45:52	Dark	47.000	154	22Bet Aqr	2.8990	5700.0	94	42407	No
211	GOM_NL__2PRFIN20100410_164819_000000432088_00269_42407_3671.N1	10-APR-2010 16:48:19	Dark	43.000	142	49Del Cap	2.8500	8900.0	86	42407	No
212	GOM_NL__2PRFIN20100410_170754_000000512088_00270_42408_3659.N1	10-APR-2010 17:07:54	Dark	51.000	40	The Sco	1.8590	7100.0	102	42408	No
213	GOM_NL__2PRFIN20100410_171542_000000422088_00270_42408_3660.N1	10-APR-2010 17:15:42	Straylight	41.500	78	Alp Lup	2.3040	28000.	83	42408	No
214	GOM_NL__2PRFIN20100410_171719_000000462088_00270_42408_3661.N1	10-APR-2010 17:17:19	Straylight	46.000	81	Eta Cen	2.3560	28000.	92	42408	No
215	GOM_NL__2PRFIN20100410_171948_000000492088_00270_42408_3662.N1	10-APR-2010 17:19:48	Straylight	49.000	54	5The Cen	2.0550	4500.0	98	42408	No
216	GOM_NL__2PRFIN20100410_172511_000000432088_00270_42408_3663.N1	10-APR-2010 17:25:11	Twi_and_stray	43.000	106	9Bet Crv	2.6480	5600.0	86	42408	No
217	GOM_NL__2PRFIN20100410_172714_000000422088_00270_42408_3664.N1	10-APR-2010 17:27:14	Bright	41.500	163	7Del Crv	2.9450	11000.	83	42408	No
218	GOM_NL__2PRFIN20100410_172834_000000502088_00270_42408_3665.N1	10-APR-2010 17:28:34	Bright	49.500	15	67Alp Vir	0.97600	28000.	99	42408	No
219	GOM_NL__2PRFIN20100410_173139_000000412088_00270_42408_3666.N1	10-APR-2010 17:31:39	Bright	41.000	121	29Gam Vir	2.7400	7200.0	82	42408	No

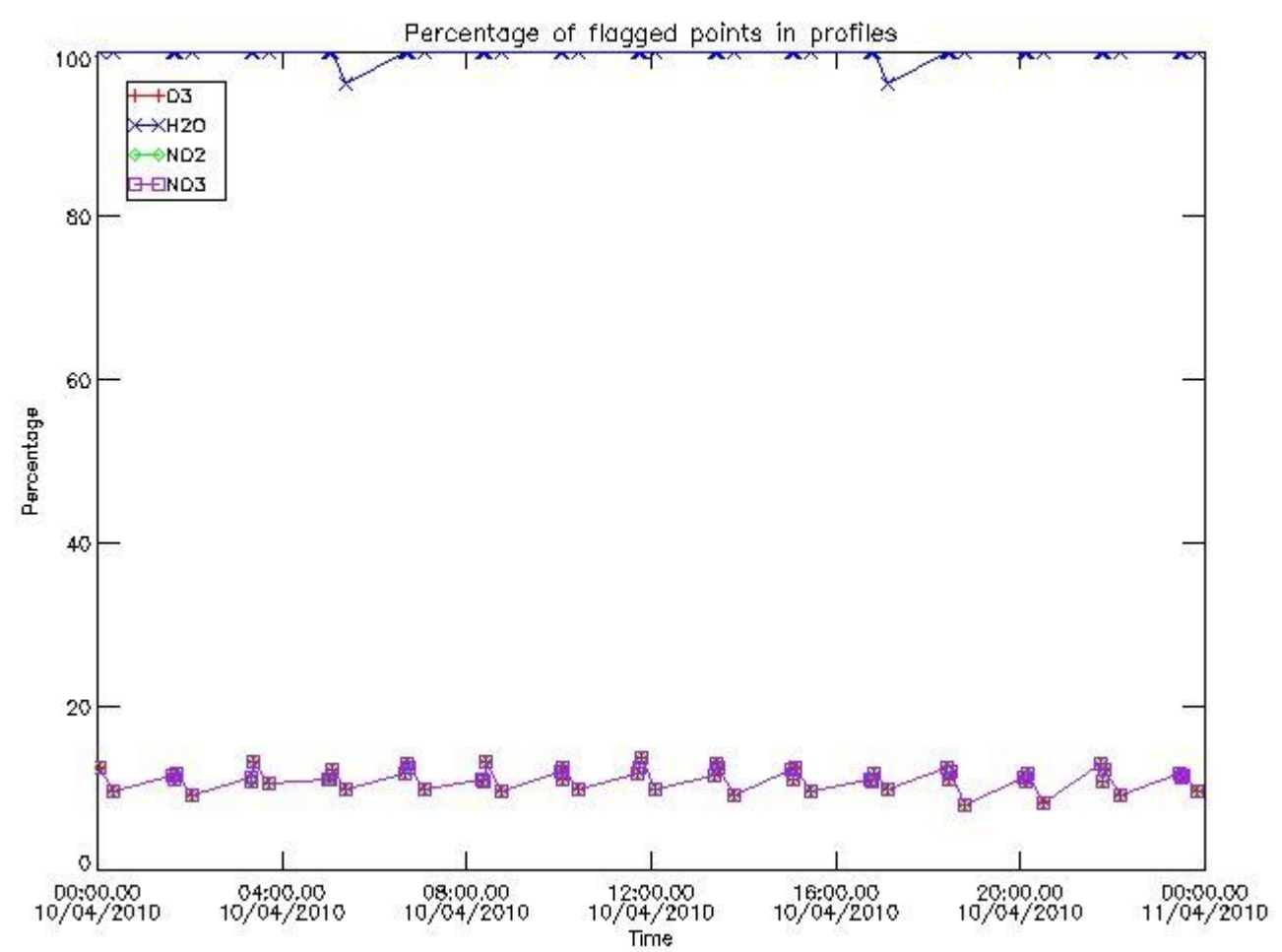
220	GOM_NL__2PRFIN20100410_173541_000000422088_00270_42408_3667.N1	10-APR-2010 17:35:41	Bright	42.000	138	47Eps Vir	2.8280	4700.0	84	42408	No
221	GOM_NL__2PRFIN20100410_174358_000000402088_00270_42408_3668.N1	10-APR-2010 17:43:58	Bright	40.000	152	12Alp2CVn	2.8900	11000.	80	42408	No
222	GOM_NL__2PRFIN20100410_174730_000000382088_00270_42408_3669.N1	10-APR-2010 17:47:30	Bright	37.500	87	64Gam UMa	2.4330	11000.	75	42408	No
223	GOM_NL__2PRFIN20100410_174853_000000392088_00270_42408_3670.N1	10-APR-2010 17:48:53	Bright	39.000	32	77Eps UMa	1.7630	11000.	78	42408	No
224	GOM_NL__2PRFIN20100410_175520_000000372088_00270_42408_3671.N1	10-APR-2010 17:55:20	Bright	37.000	60	7Bet UMi	2.0810	3950.0	74	42408	No
225	GOM_NL__2PRFIN20100410_175717_000000252088_00270_42408_3672.N1	10-APR-2010 17:57:17	Twi_and_stray	25.000	119	14Eta Dra	2.7270	4700.0	50	42408	No
226	GOM_NL__2PRFIN20100410_180515_000000402088_00270_42408_3673.N1	10-APR-2010 18:05:15	Bright	40.000	89	5Alp Cep	2.4510	8000.0	80	42408	No
227	GOM_NL__2PRFIN20100410_181030_000000482088_00270_42408_3674.N1	10-APR-2010 18:10:30	Bright	48.000	19	50Alp Cyg	1.2460	10500.	96	42408	No
228	GOM_NL__2PRFIN20100410_181214_000000492088_00270_42408_3675.N1	10-APR-2010 18:12:14	Bright	49.000	66	37Gam Cyg	2.2080	5900.0	98	42408	No
229	GOM_NL__2PRFIN20100410_181433_000000512088_00270_42408_3676.N1	10-APR-2010 18:14:33	Bright	50.500	92	53Eps Cyg	2.5000	4500.0	101	42408	No
230	GOM_NL__2PRFIN20100410_182136_000000502088_00270_42408_3677.N1	10-APR-2010 18:21:36	Twi_and_stray	50.000	61	8Eps Peg	2.1000	3900.0	100	42408	No
231	GOM_NL__2PRFIN20100410_182404_000000452088_00270_42408_3678.N1	10-APR-2010 18:24:04	Dark	44.500	162	34Alp Aqr	2.9440	5350.0	89	42408	No
232	GOM_NL__2PRFIN20100410_182628_000000462088_00270_42408_3679.N1	10-APR-2010 18:26:28	Dark	46.000	154	22Bet Aqr	2.8990	5700.0	92	42408	No
233	GOM_NL__2PRFIN20100410_182856_000000432088_00270_42408_3680.N1	10-APR-2010 18:28:56	Dark	42.500	142	49Del Cap	2.8500	8900.0	85	42408	No
234	GOM_NL__2PRFIN20100410_184830_000000642088_00271_42409_3667.N1	10-APR-2010 18:48:30	Dark	64.000	40	The Sco	1.8590	7100.0	128	42409	No
235	GOM_NL__2PRFIN20100410_185618_000000462088_00271_42409_3668.N1	10-APR-2010 18:56:18	Straylight	45.500	78	Alp Lup	2.3040	28000.	91	42409	No
236	GOM_NL__2PRFIN20100410_185755_000000422088_00271_42409_3669.N1	10-APR-2010 18:57:55	Straylight	42.000	81	Eta Cen	2.3560	28000.	84	42409	No
237	GOM_NL__2PRFIN20100410_190024_000000512088_00271_42409_3670.N1	10-APR-2010 19:00:24	Straylight	50.500	54	5The Cen	2.0550	4500.0	101	42409	No
238	GOM_NL__2PRFIN20100410_190547_000000422088_00271_42409_3671.N1	10-APR-2010 19:05:47	Twi_and_stray	42.000	106	9Bet Crv	2.6480	5600.0	84	42409	No
239	GOM_NL__2PRFIN20100410_190750_000000412088_00271_42409_3672.N1	10-APR-2010 19:07:50	Bright	40.500	163	7Del Crv	2.9450	11000.	81	42409	No
240	GOM_NL__2PRFIN20100410_190910_000000492088_00271_42409_3673.N1	10-APR-2010 19:09:10	Bright	49.000	15	67Alp Vir	0.97600	28000.	98	42409	No
241	GOM_NL__2PRFIN20100410_191216_000000392088_00271_42409_3674.N1	10-APR-2010 19:12:16	Bright	39.000	121	29Gam Vir	2.7400	7200.0	78	42409	No
242	GOM_NL__2PRFIN20100410_191617_000000422088_00271_42409_3675.N1	10-APR-2010 19:16:17	Bright	42.000	138	47Eps Vir	2.8280	4700.0	84	42409	No
243	GOM_NL__2PRFIN20100410_192434_000000402088_00271_42409_3676.N1	10-APR-2010 19:24:34	Bright	39.500	152	12Alp2CVn	2.8900	11000.	79	42409	No
244	GOM_NL__2PRFIN20100410_192806_000000362088_00271_42409_3677.N1	10-APR-2010 19:28:06	Bright	35.500	87	64Gam UMa	2.4330	11000.	71	42409	No
245	GOM_NL__2PRFIN20100410_192929_000000412088_00271_42409_3678.N1	10-APR-2010 19:29:29	Bright	40.500	32	77Eps UMa	1.7630	11000.	81	42409	No
246	GOM_NL__2PRFIN20100410_193556_000000372088_00271_42409_3679.N1	10-APR-2010 19:35:56	Bright	37.000	60	7Bet UMi	2.0810	3950.0	74	42409	No
247	GOM_NL__2PRFIN20100410_193752_000000252088_00271_42409_3680.N1	10-APR-2010 19:37:52	Twi_and_stray	25.000	119	14Eta Dra	2.7270	4700.0	50	42409	No
248	GOM_NL__2PRFIN20100410_194551_000000362088_00271_42409_3681.N1	10-APR-2010 19:45:51	Bright	35.500	89	5Alp Cep	2.4510	8000.0	71	42409	No
249	GOM_NL__2PRFIN20100410_195106_000000472088_00271_42409_3682.N1	10-APR-2010 19:51:06	Bright	46.500	19	50Alp Cyg	1.2460	10500.	93	42409	No
250	GOM_NL__2PRFIN20100410_195250_000000642088_00271_42409_3683.N1	10-APR-2010 19:52:50	Bright	64.000	66	37Gam Cyg	2.2080	5900.0	128	42409	No
251	GOM_NL__2PRFIN20100410_195510_000000492088_00271_42409_3684.N1	10-APR-2010 19:55:10	Bright	48.500	92	53Eps Cyg	2.5000	4500.0	97	42409	No
252	GOM_NL__2PRFIN20100410_200212_000000482088_00271_42409_3685.N1	10-APR-2010 20:02:12	Twilight	48.000	61	8Eps Peg	2.1000	3900.0	96	42409	No
253	GOM_NL__2PRFIN20100410_200440_000000452088_00271_42409_3686.N1	10-APR-2010 20:04:40	Dark	45.000	162	34Alp Aqr	2.9440	5350.0	90	42409	No
254	GOM_NL__2PRFIN20100410_200704_000000472088_00271_42409_3687.N1	10-APR-2010 20:07:04	Dark	47.000	154	22Bet Aqr	2.8990	5700.0	94	42409	No
255	GOM_NL__2PRFIN20100410_200932_000000432088_00271_42409_3688.N1	10-APR-2010 20:09:32	Dark	43.000	142	49Del Cap	2.8500	8900.0	86	42409	No
256	GOM_NL__2PRFIN20100410_202907_000000622088_00272_42410_3675.N1	10-APR-2010 20:29:07	Dark	62.000	40	The Sco	1.8590	7100.0	124	42410	No
257	GOM_NL__2PRFIN20100410_203655_000000472088_00272_42410_3676.N1	10-APR-2010 20:36:55	Straylight	46.500	78	Alp Lup	2.3040	28000.	93	42410	No
258	GOM_NL__2PRFIN20100410_203831_000000482088_00272_42410_3677.N1	10-APR-2010 20:38:31	Straylight	48.000	81	Eta Cen	2.3560	28000.	96	42410	No
259	GOM_NL__2PRFIN20100410_204100_000000482088_00272_42410_3678.N1	10-APR-2010 20:41:00	Straylight	48.000	54	5The Cen	2.0550	4500.0	96	42410	No
260	GOM_NL__2PRFIN20100410_204623_000000432088_00272_42410_3679.N1	10-APR-2010 20:46:23	Twi_and_stray	43.000	106	9Bet Crv	2.6480	5600.0	86	42410	No
261	GOM_NL__2PRFIN20100410_204825_000000412088_00272_42410_3680.N1	10-APR-2010 20:48:25	Bright	40.500	163	7Del Crv	2.9450	11000.	81	42410	No
262	GOM_NL__2PRFIN20100410_204946_000000512088_00272_42410_3681.N1	10-APR-2010 20:49:46	Bright	51.000	15	67Alp Vir	0.97600	28000.	102	42410	No
263	GOM_NL__2PRFIN20100410_205251_000000412088_00272_42410_3682.N1	10-APR-2010 20:52:51	Bright	41.000	121	29Gam Vir	2.7400	7200.0	82	42410	No
264	GOM_NL__2PRFIN20100410_205652_000000422088_00272_42410_3683.N1	10-APR-2010 20:56:52	Bright	41.500	138	47Eps Vir	2.8280	4700.0	83	42410	No
265	GOM_NL__2PRFIN20100410_210509_000000382088_00272_42410_3684.N1	10-APR-2010 21:05:09	Bright	38.000	152	12Alp2CVn	2.8900	11000.	76	42410	No
266	GOM_NL__2PRFIN20100410_210842_000000352088_00272_42410_3685.N1	10-APR-2010 21:08:42	Bright	35.000	87	64Gam UMa	2.4330	11000.	70	42410	No
267	GOM_NL__2PRFIN20100410_211005_000000372088_00272_42410_3686.N1	10-APR-2010 21:10:05	Bright	37.000	32	77Eps UMa	1.7630	11000.	74	42410	No
268	GOM_NL__2PRFIN20100410_211631_000000412088_00272_42410_3687.N1	10-APR-2010 21:16:31	Bright	41.000	60	7Bet UMi	2.0810	3950.0	82	42410	No
269	GOM_NL__2PRFIN20100410_211828_000000262088_00272_42410_3688.N1	10-APR-2010 21:18:28	Twi_and_stray	26.000	119	14Eta Dra	2.7270	4700.0	52	42410	No
270	GOM_NL__2PRFIN20100410_212626_000000452088_00272_42410_3689.N1	10-APR-2010 21:26:26	Bright	44.500	89	5Alp Cep	2.4510	8000.0	89	42410	No
271	GOM_NL__2PRFIN20100410_213142_000000492088_00272_42410_3690.N1	10-APR-2010 21:31:42	Bright	48.500	19	50Alp Cyg	1.2460	10500.	97	42410	No
272	GOM_NL__2PRFIN20100410_213326_000000532088_00272_42410_3691.N1	10-APR-2010 21:33:26	Bright	52.500	66	37Gam Cyg	2.2080	5900.0	105	42410	No
273	GOM_NL__2PRFIN20100410_213545_000000502088_00272_42410_3692.N1	10-APR-2010 21:35:45	Bright	50.000	92	53Eps Cyg	2.5000	4500.0	100	42410	No
274	GOM_NL__2PRFIN20100410_214248_000000512088_00272_42410_3693.N1	10-APR-2010 21:42:48	Twilight	51.000	61	8Eps Peg	2.1000	3900.0	102	42410	No
275	GOM_NL__2PRFIN20100410_214516_000000432088_00272_42410_3694.N1	10-APR-2010 21:45:16	Dark	43.000	162	34Alp Aqr	2.9440	5350.0	86	42410	No
276	GOM_NL__2PRFIN20100410_214741_000000482088_00272_42410_3695.N1	10-APR-2010 21:47:41	Dark	47.500	154	22Bet Aqr	2.8990	5700.0	95	42410	No
277	GOM_NL__2PRFIN20100410_215009_000000422088_00272_42410_3696.N1	10-APR-2010 21:50:09	Dark	41.500	142	49Del Cap	2.8500	8900.0	83	42410	No
278	GOM_NL__2PRFIN20100410_220944_000000552088_00273_42411_3683.N1	10-APR-2010 22:09:44	Dark	55.000	40	The Sco	1.8590	7100.0	110	42411	No

279	GOM_NL__2PRFIN20100410_221732_000000442088_00273_42411_3684.N1	10-APR-2010 22:17:32	Straylight	44.000	78	Alp Lup	2.3040	28000.	88	42411	No
280	GOM_NL__2PRFIN20100410_221908_000000452088_00273_42411_3685.N1	10-APR-2010 22:19:08	Straylight	45.000	81	Eta Cen	2.3560	28000.	90	42411	No
281	GOM_NL__2PRFIN20100410_222137_000000502088_00273_42411_3686.N1	10-APR-2010 22:21:37	Straylight	50.000	54	5The Cen	2.0550	4500.0	100	42411	No
282	GOM_NL__2PRFIN20100410_222659_000000412088_00273_42411_3687.N1	10-APR-2010 22:26:59	Twilight	41.000	106	9Bet Crv	2.6480	5600.0	82	42411	No
283	GOM_NL__2PRFIN20100410_222902_000000432088_00273_42411_3688.N1	10-APR-2010 22:29:02	Bright	42.500	163	7Del Crv	2.9450	11000.	85	42411	No
284	GOM_NL__2PRFIN20100410_223022_000000532088_00273_42411_3689.N1	10-APR-2010 22:30:22	Bright	52.500	15	67Alp Vir	0.97600	28000.	105	42411	No
285	GOM_NL__2PRFIN20100410_223327_000000402088_00273_42411_3690.N1	10-APR-2010 22:33:27	Bright	40.000	121	29Gam Vir	2.7400	7200.0	80	42411	No
286	GOM_NL__2PRFIN20100410_223728_000000422088_00273_42411_3691.N1	10-APR-2010 22:37:28	Bright	41.500	138	47Eps Vir	2.8280	4700.0	83	42411	No
287	GOM_NL__2PRFIN20100410_224545_000000392088_00273_42411_3692.N1	10-APR-2010 22:45:45	Bright	38.500	152	12Alp2CVn	2.8900	11000.	77	42411	No
288	GOM_NL__2PRFIN20100410_224918_000000362088_00273_42411_3693.N1	10-APR-2010 22:49:18	Bright	36.000	87	64Gam UMa	2.4330	11000.	72	42411	No
289	GOM_NL__2PRFIN20100410_225040_000000382088_00273_42411_3694.N1	10-APR-2010 22:50:40	Bright	37.500	32	77Eps UMa	1.7630	11000.	75	42411	No
290	GOM_NL__2PRFIN20100410_225707_000000392088_00273_42411_3695.N1	10-APR-2010 22:57:07	Bright	39.000	60	7Bet UMi	2.0810	3950.0	78	42411	No
291	GOM_NL__2PRFIN20100410_225903_000000262088_00273_42411_3696.N1	10-APR-2010 22:59:03	Twilight	26.000	119	14Eta Dra	2.7270	4700.0	52	42411	No
292	GOM_NL__2PRFIN20100410_230702_000000392088_00273_42411_3697.N1	10-APR-2010 23:07:02	Bright	38.500	89	5Alp Cep	2.4510	8000.0	77	42411	No
293	GOM_NL__2PRFIN20100410_231217_000000642088_00273_42411_3698.N1	10-APR-2010 23:12:17	Bright	64.000	19	50Alp Cyg	1.2460	10500.	128	42411	No
294	GOM_NL__2PRFIN20100410_231401_000000512088_00273_42411_3699.N1	10-APR-2010 23:14:01	Bright	50.500	66	37Gam Cyg	2.2080	5900.0	101	42411	No
295	GOM_NL__2PRFIN20100410_231621_000000512088_00273_42411_3700.N1	10-APR-2010 23:16:21	Bright	51.000	92	53Eps Cyg	2.5000	4500.0	102	42411	No
296	GOM_NL__2PRFIN20100410_232324_000000492088_00273_42411_3701.N1	10-APR-2010 23:23:24	Twilight	49.000	61	8Eps Peg	2.1000	3900.0	98	42411	No
297	GOM_NL__2PRFIN20100410_232553_000000442088_00273_42411_3702.N1	10-APR-2010 23:25:53	Dark	43.500	162	34Alp Aqr	2.9440	5350.0	87	42411	No
298	GOM_NL__2PRFIN20100410_232817_000000452088_00273_42411_3703.N1	10-APR-2010 23:28:17	Dark	45.000	154	22Bet Aqr	2.8990	5700.0	90	42411	No
299	GOM_NL__2PRFIN20100410_233044_000000452088_00273_42411_3704.N1	10-APR-2010 23:30:44	Dark	44.500	142	49Del Cap	2.8500	8900.0	89	42411	No
300	GOM_NL__2PRFIN20100410_235021_000000542088_00274_42412_3711.N1	10-APR-2010 23:50:21	Dark	53.500	40	The Sco	1.8590	7100.0	107	42412	No
301	GOM_NL__2PRFIN20100410_235808_000000432088_00274_42412_3712.N1	10-APR-2010 23:58:08	Straylight	43.000	78	Alp Lup	2.3040	28000.	86	42412	No
302	GOM_NL__2PRFIN20100410_235944_000000462088_00274_42412_3713.N1	10-APR-2010 23:59:44	Straylight	46.000	81	Eta Cen	2.3560	28000.	92	42412	No

3. Quality information per product

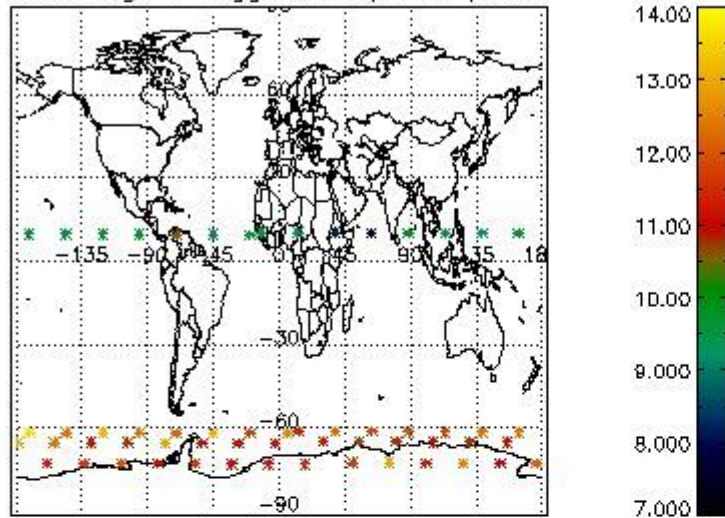
In this section it is plotted some information contained in the Quality Summary data set of the level 2 products. Only products in dark limb conditions and without errors (error flag in the MPH set to "0") are used.

3.1 Plot quality information per product (time dependant)

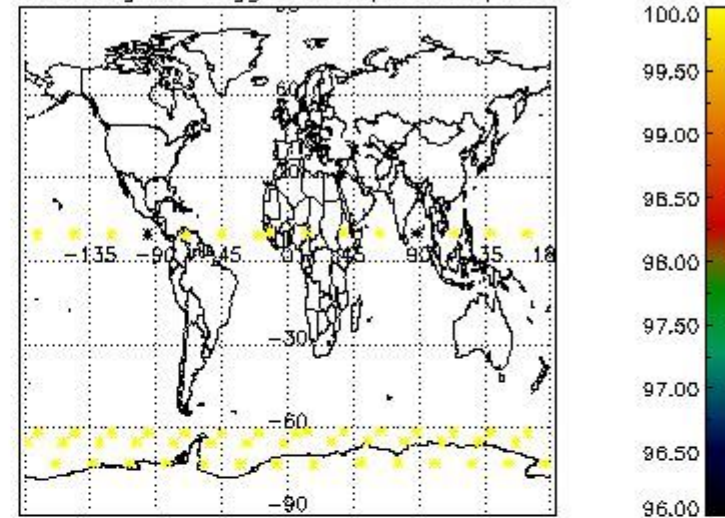


3.2 Plot quality information per product (world map)

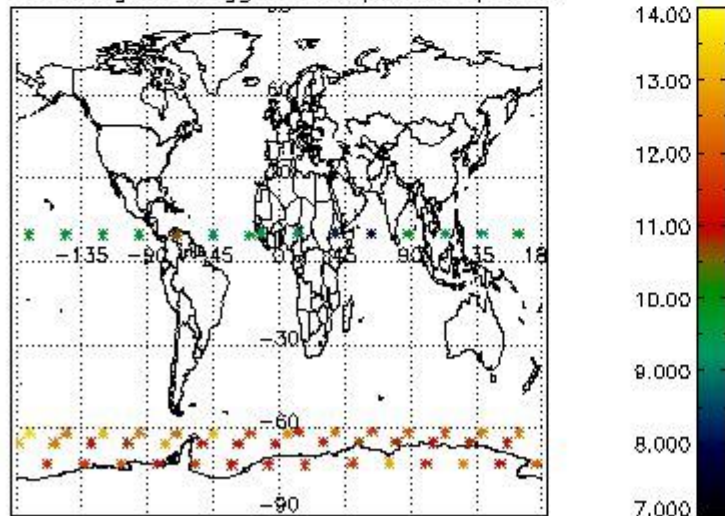
Percentage of flagged data per O3 profile



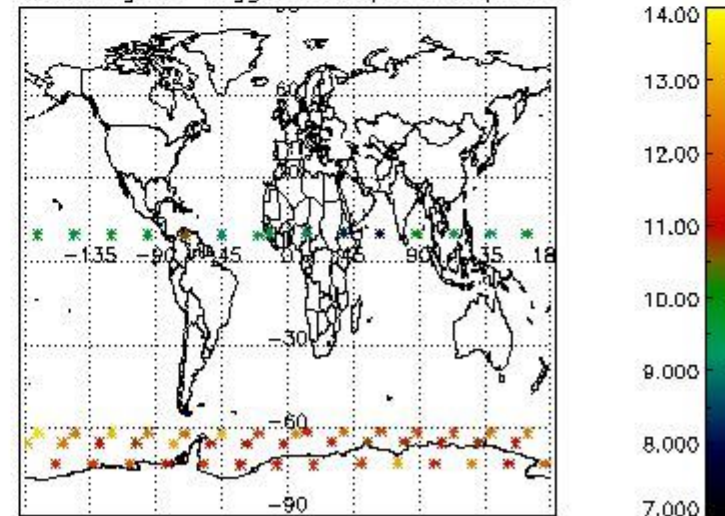
Percentage of flagged data per H2O profile



Percentage of flagged data per NO2 profile



Percentage of flagged data per NO3 profile

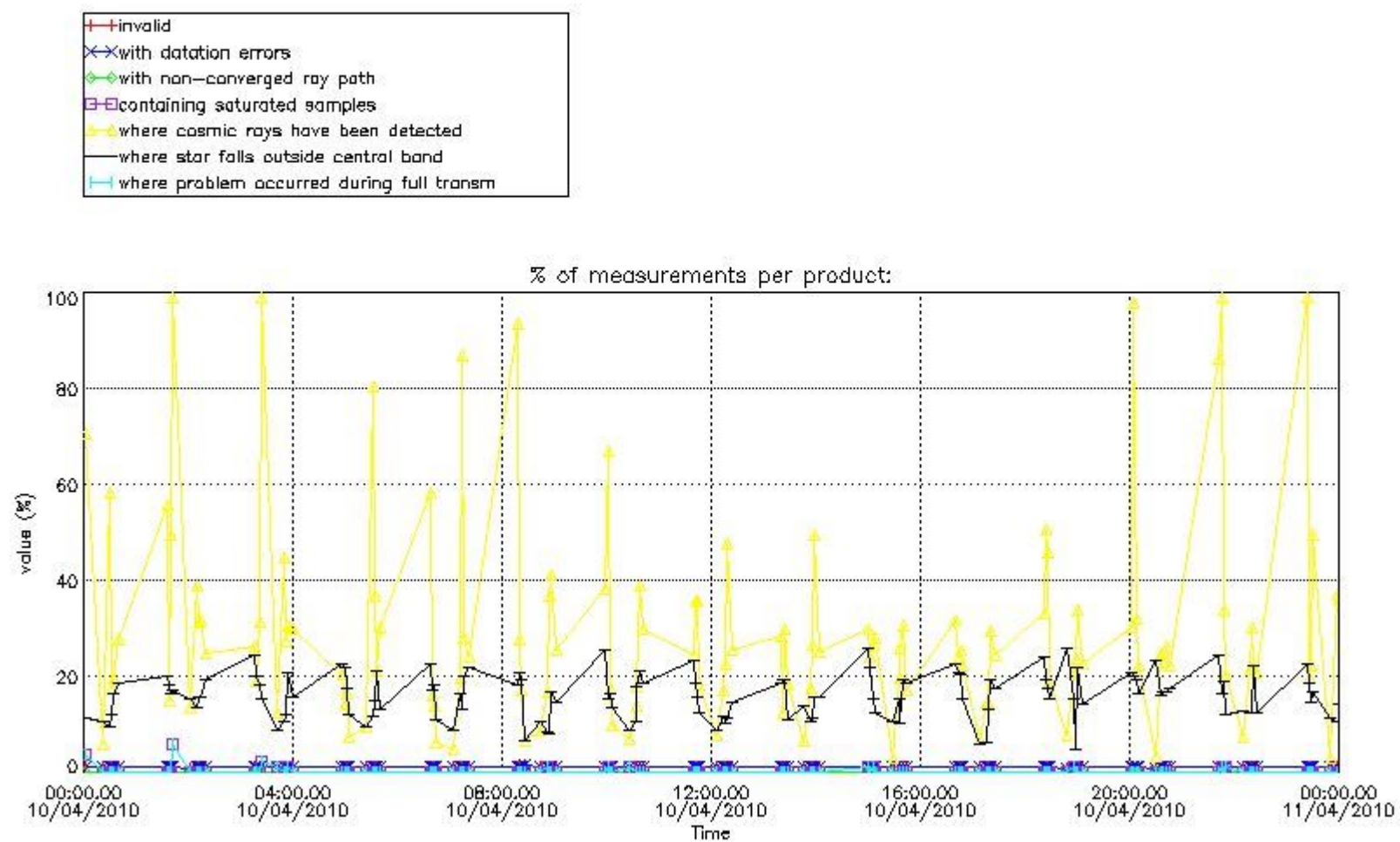


4. Level 1 quality information per product

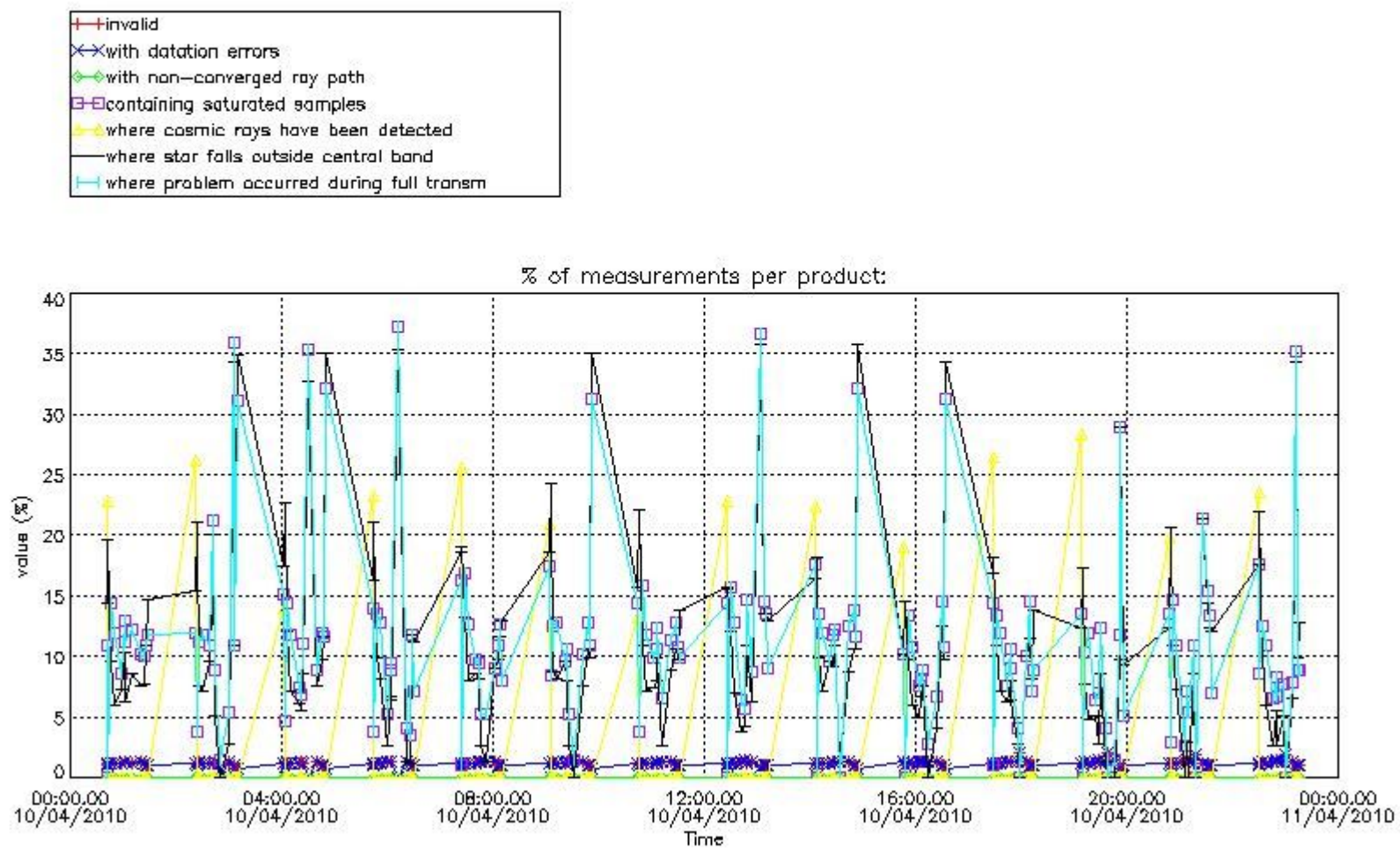
In this section it is plotted some information contained in the Quality Summary data set of the level 2 products that comes from the level 1b processing. Products without errors (error flag in the MPH set to "0") are used.

4.1 Plot quality information per product (time dependant) coming from level 1b processing

4.1.1 Plot level 1 quality information per product (time dependant): ENVISAT ASCENDING passes

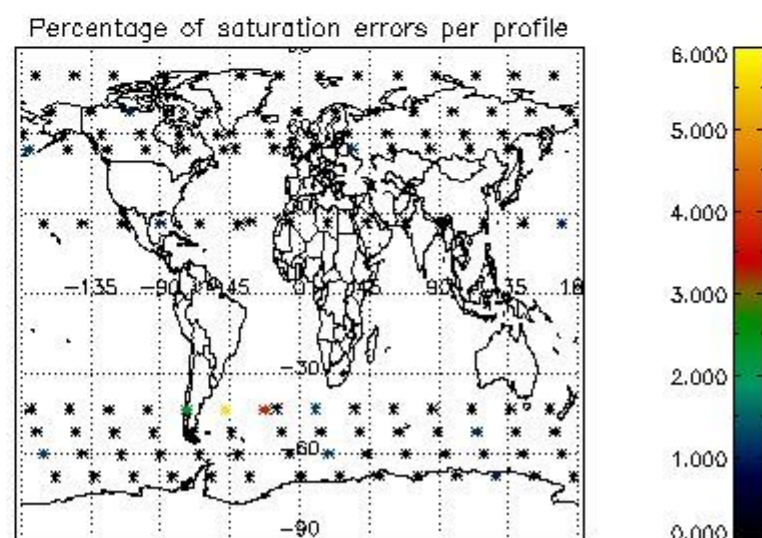
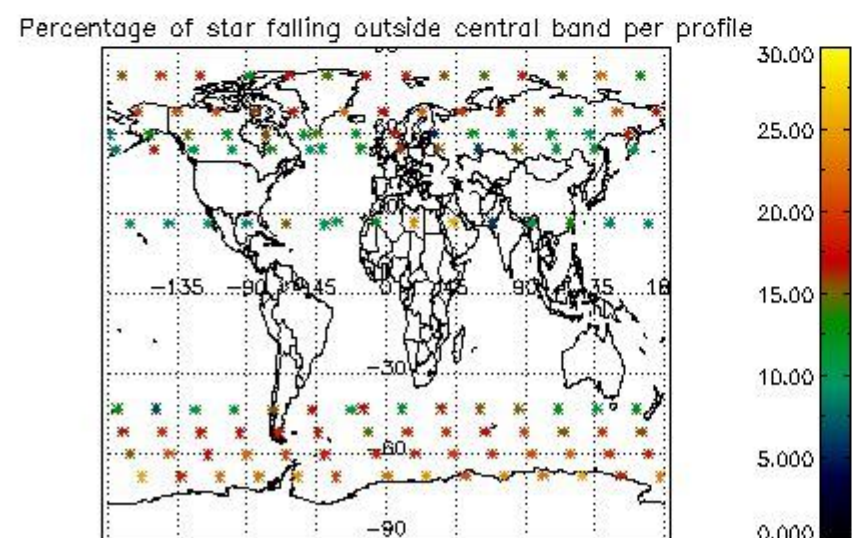
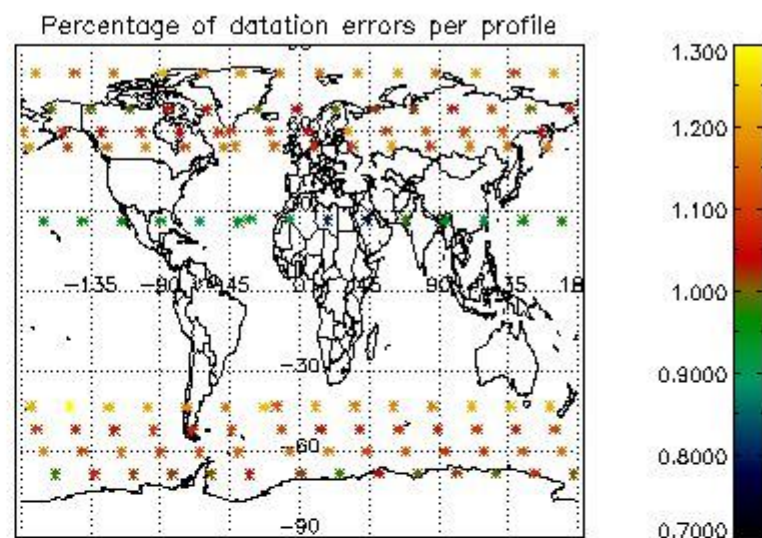
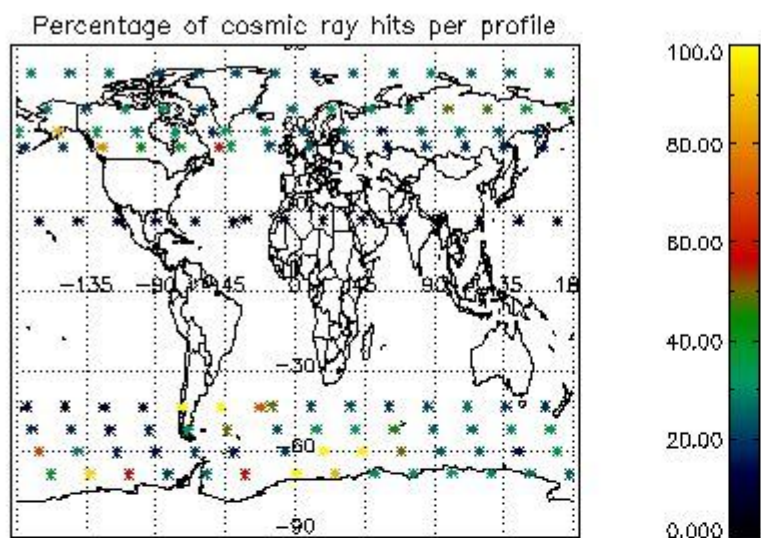


4.1.2 Plot level 1 quality information per product (time dependant): ENVI SAT DESCENDING passes

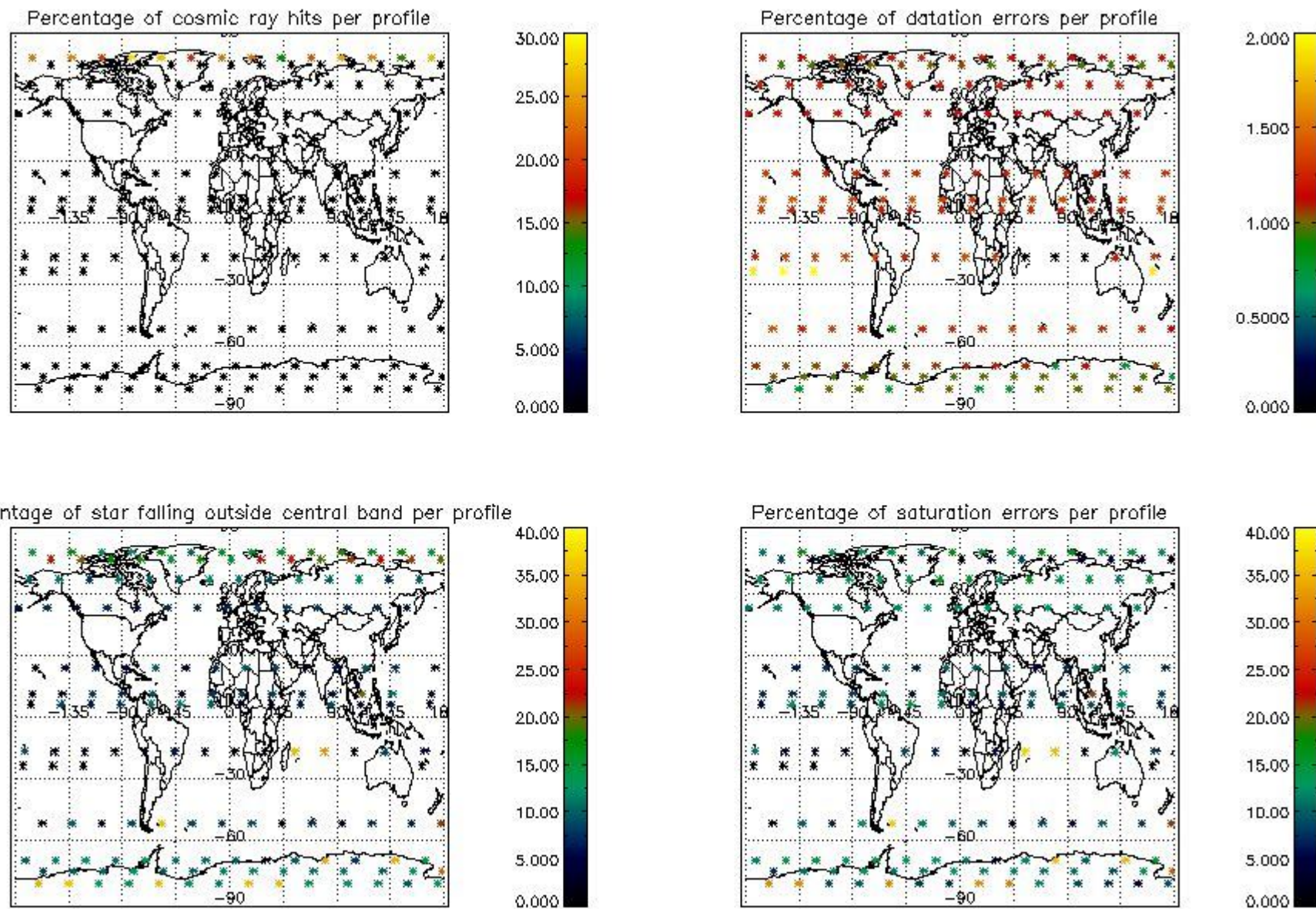


4.2 Plot quality information per product coming from level 1b processing (world map)

4.2.1 Plot level 1 quality information per product (world map): ENVISAT ASCENDING passes



4.2.2 Plot level 1 quality information per product (world map): ENVISAT DESCENDING passes



5. Trace gas profiles

5.1 Ozone statistics based on quality of products

The final quality of the products can be "measured" using the STD (Standard Deviation) attached to every point profile. This information is written to the parameter GOM_NL__2P/NL_LOCAL_SPECIES_DENSITY/o3_std of the level 2 products. The table below shows the statistics for given STD ranges.

The statistics are given with respect to the overall valid production:

- Products without fatal errors: GOM_NL__2P/MPH/PRODUCT_ERR=0
- Valid point profile: GOM_NL__2P/NL_LOCAL_SPECIES_DENSITY/pcd(0)=0

The 'Criteria' is applied to valid points of dark limb products:

- Products in dark limb illumination condition: GOM_NL__2P/NL_SUMMARY_QUALITY/obs_ill_cond=0
- Products without fatal errors: GOM_NL__2P/MPH/PRODUCT_ERR=0
- Valid point profile: GOM_NL__2P/NL_LOCAL_SPECIES_DENSITY/pcd(0)=0

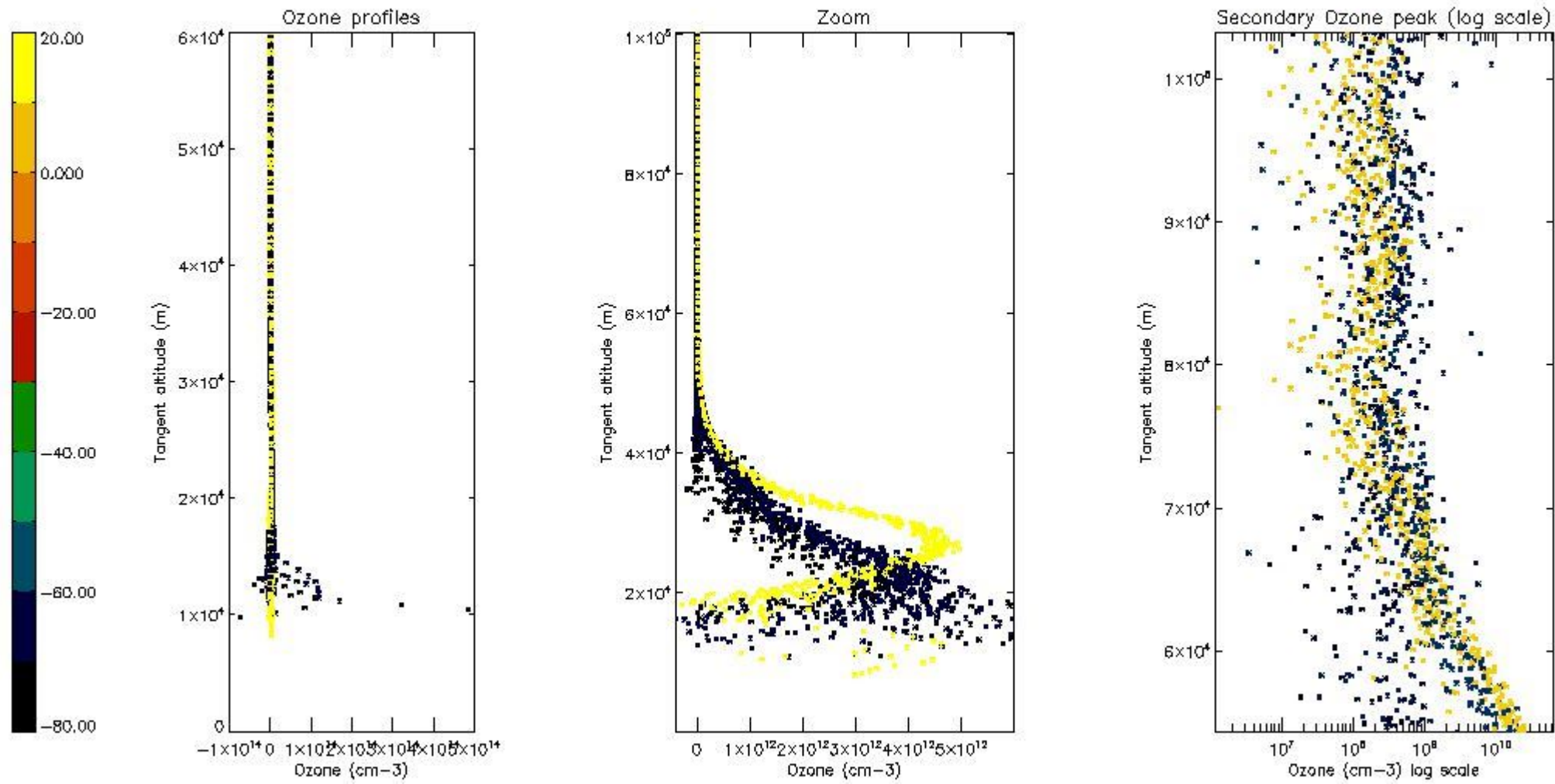
So, the table below shows the percentage of dark limb and valid observations for each criteria with respect to the overall valid daily observations.

Criteria	% of total production
All STD	20
STD < 20	6

STD < 10	3
STD < 5	1

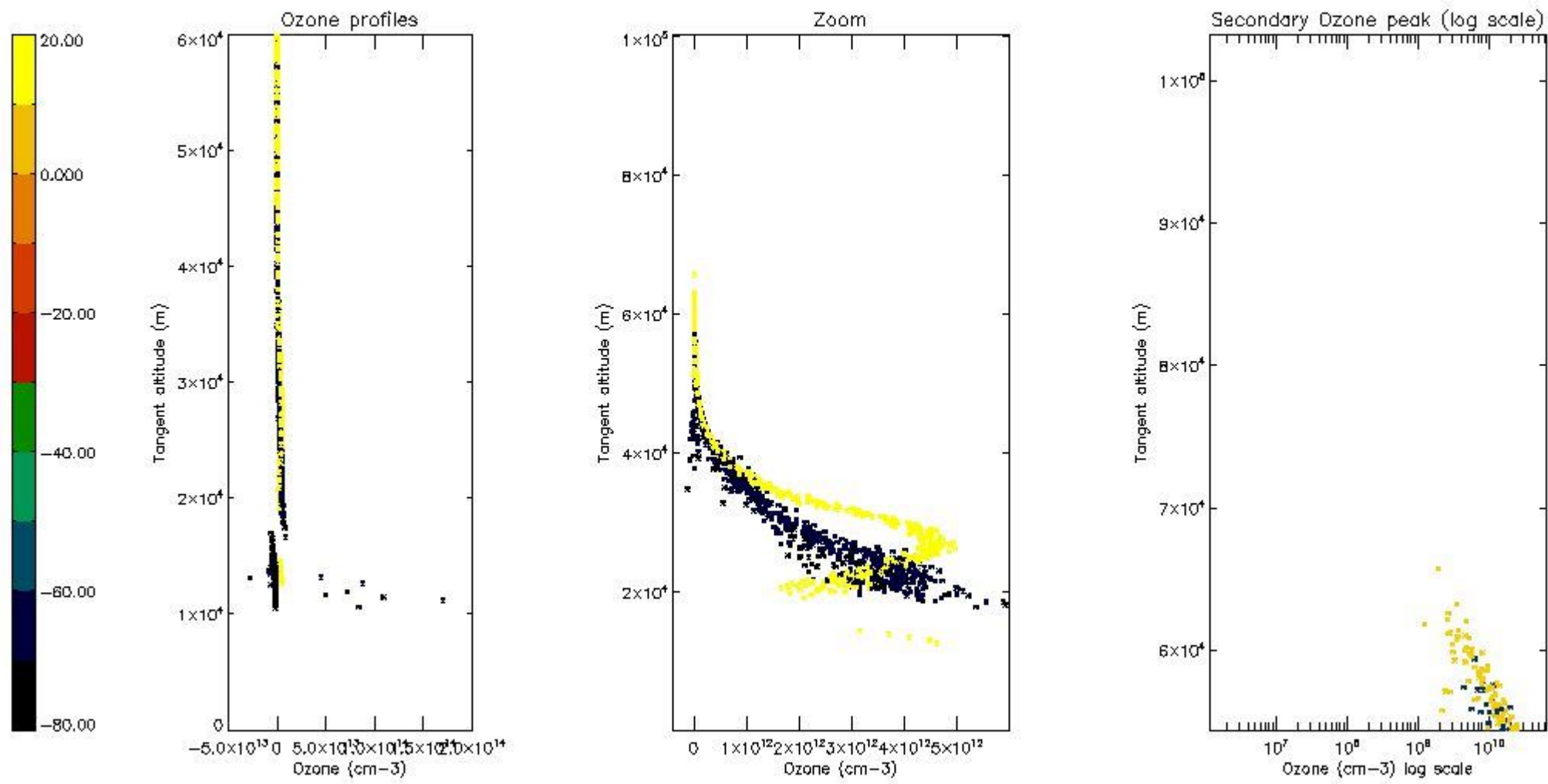
5.2 Plot ozone profiles for all STD (dark without errors)

The colorbar represents the latitude.



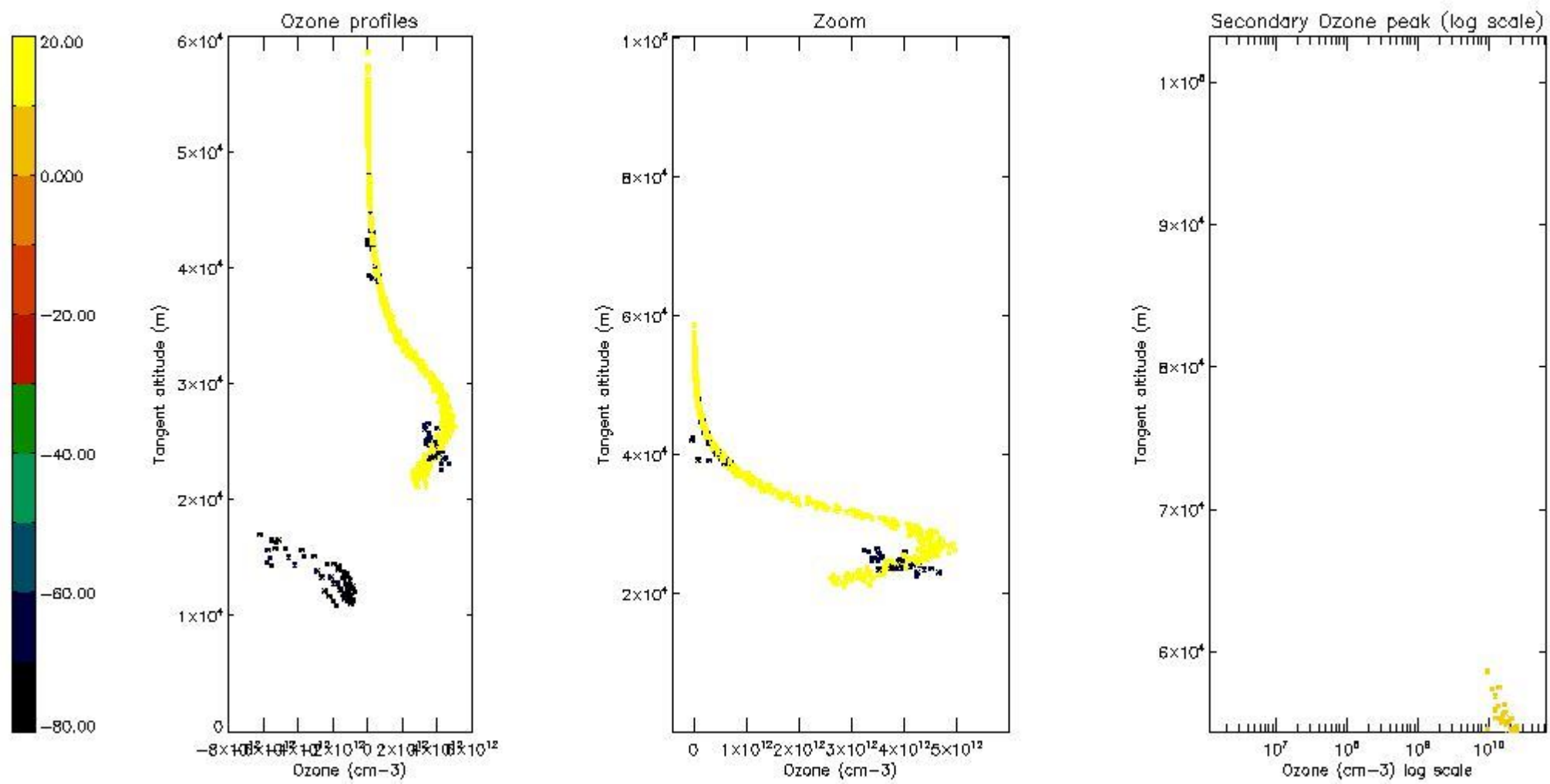
5.3 Plot ozone profiles where STD < 20% (dark without errors)

The colorbar represents the latitude.



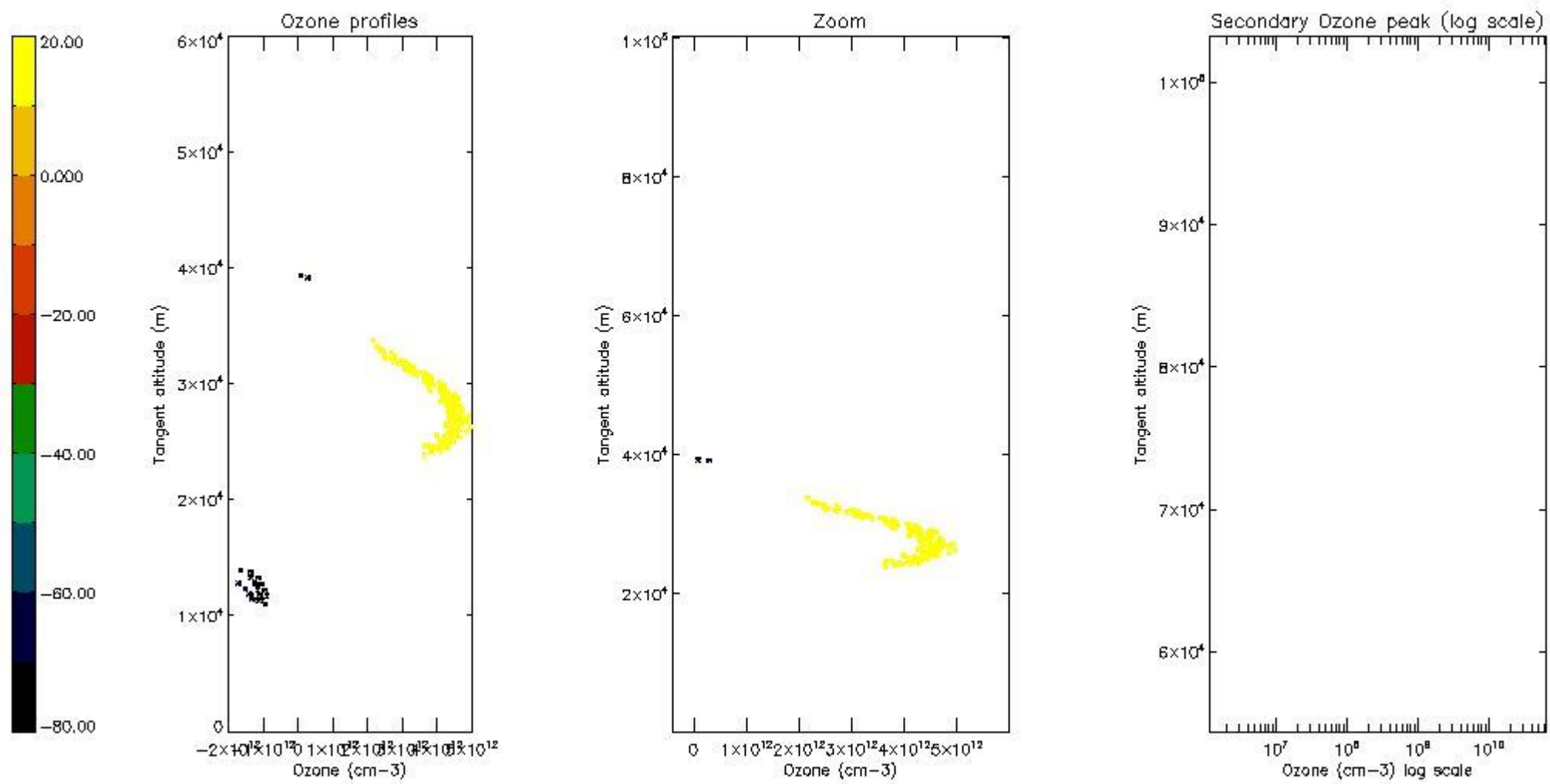
5.4 Plot ozone profiles where STD < 10% (dark without errors)

The colorbar represents the latitude.



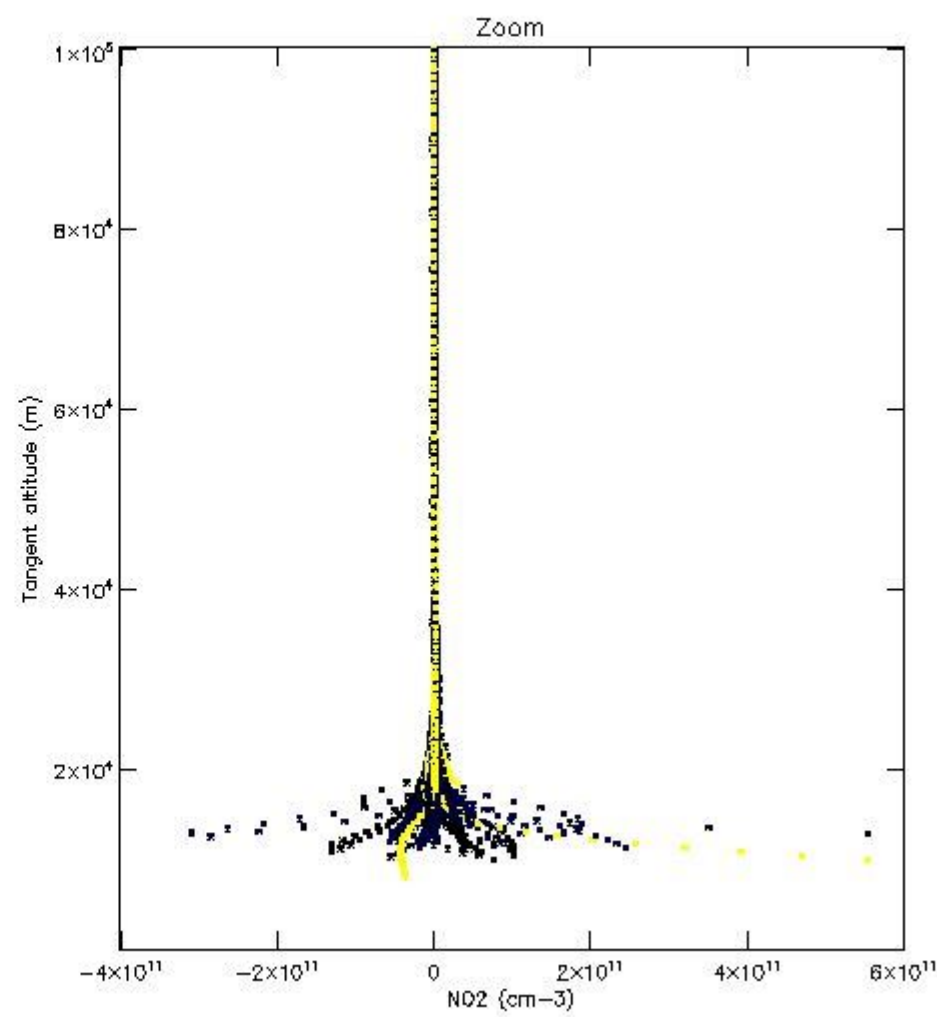
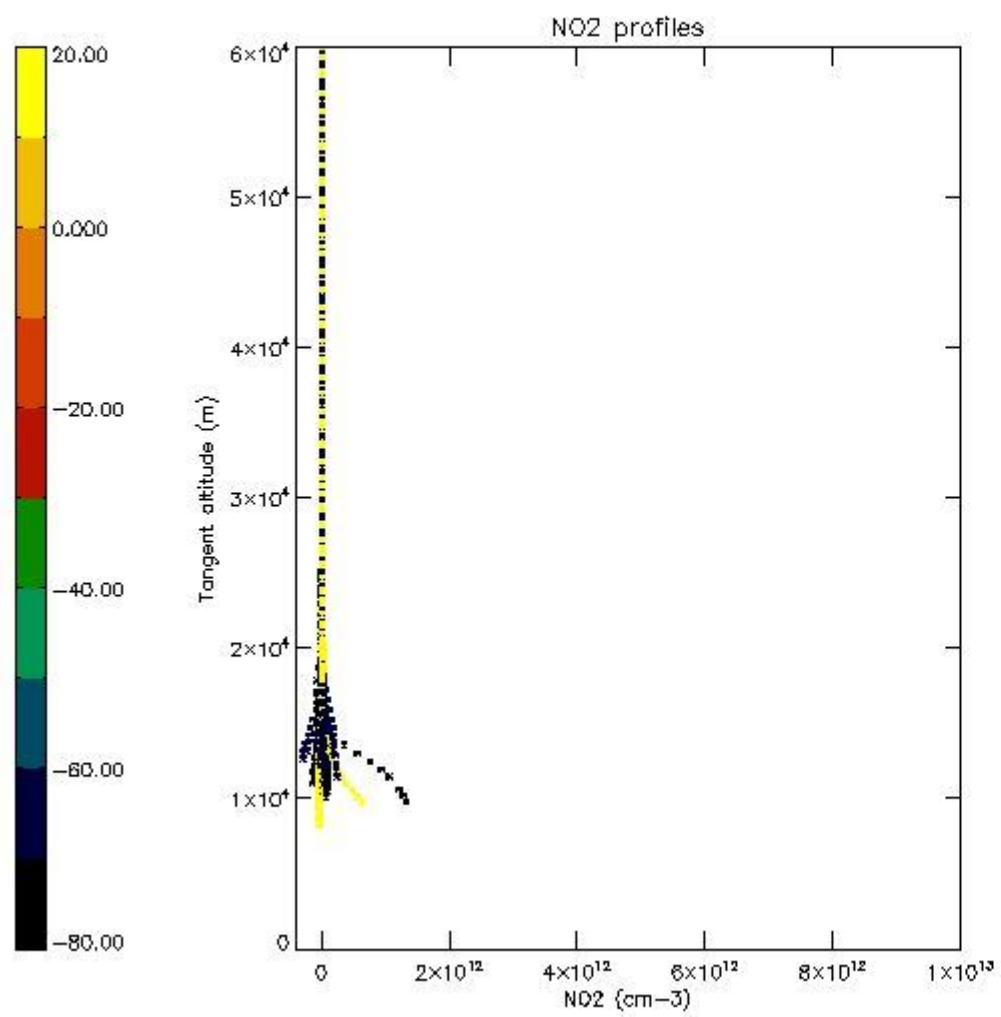
5.5 Plot ozone profiles where STD < 5% (dark without errors)

The colorbar represents the latitude.



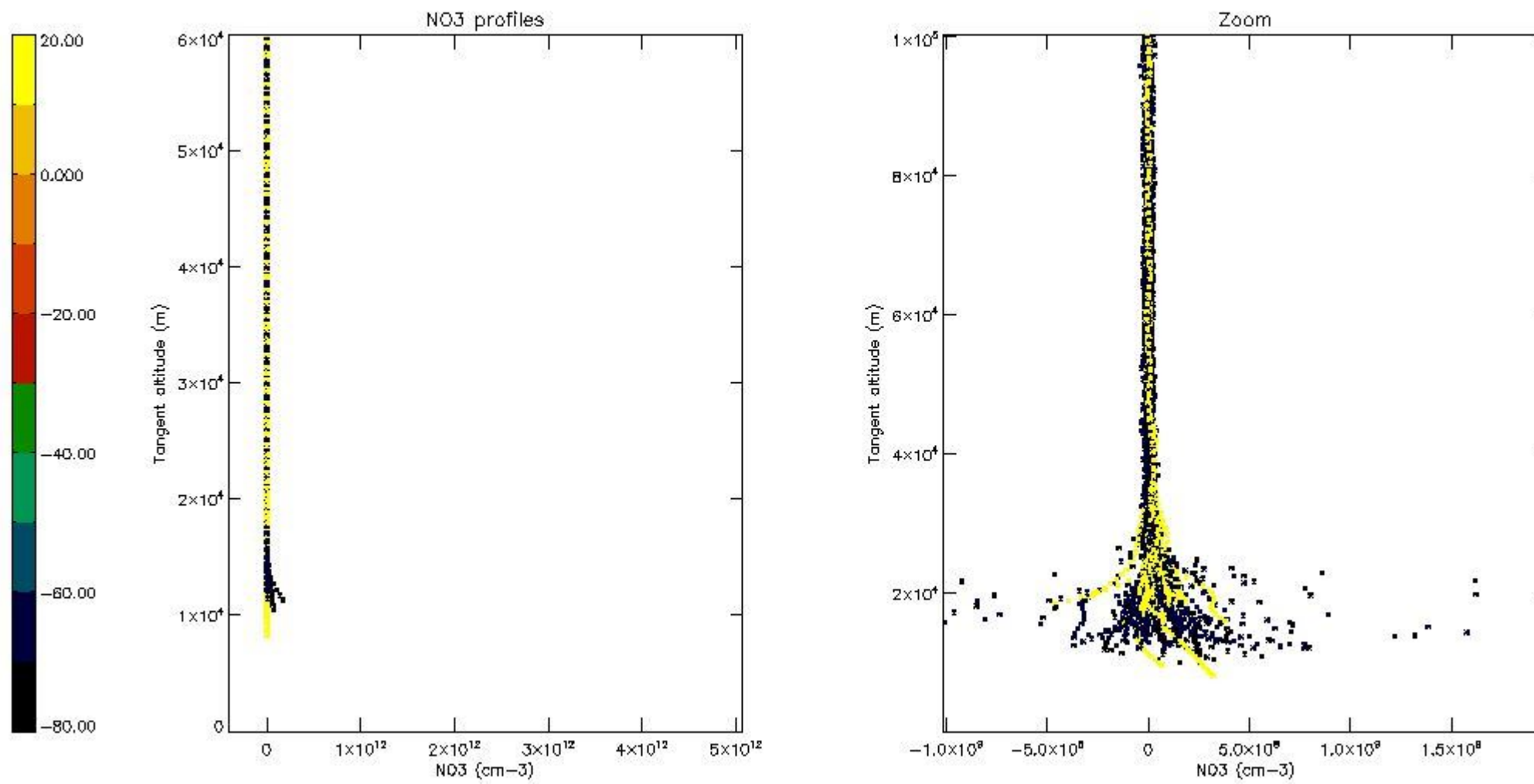
5.6 Plot NO₂ profiles for all STD (dark without errors)

The colorbar represents the latitude.



5.7 Plot NO3 profiles for all STD (dark without errors)

The colorbar represents the latitude.



6. Auxiliary Data Files used for the production reported in section 2

The number reported in the third column indicates since which file (see list in section 2) the corresponding auxiliary file has been used. The fourth column is the date of those product files.

Type	Auxiliary Filename	Used since product	Used since product date
INST_PHYS_CHARACTERISTICS	GOM_INS_AXVIEC20091111_143220_20030716_120000_20500101_000000	1	10-APR-2010 00:02:15
LEVEL-2_PROC_CONFIG	GOM_PR2_AXVIEC20091111_152718_20020301_000000_20500101_000000	1	10-APR-2010 00:02:15
CROSS_SECTIONS_FILE	GOM_CRS_AXVIEC20091111_154832_20020301_000000_20500101_000000	1	10-APR-2010 00:02:15

GOMOS Level 2 Daily Report

SUMMARY

[1. General Info](#)

[2. Summary of processed GOM_NL_2P products](#)

[3. Level 2 Quality information per product](#)

[3.1 Plot of level 2 quality information per product \(time dependant\)](#)

[3.2 Plot of level 2 quality information per product \(world map\)](#)

[4. Level 1 Quality information per product \(stored on level 2 products\)](#)

[4.1 Plot of level 1 quality information per product \(time dependant\)](#)

[4.1.1 Plot of level 1 quality information per product \(time dependant\): ASCENDING](#)

[4.1.2 Plot of level 1 quality information per product \(time dependant\): DESCENDING](#)

[4.2 Plot of level 1 quality information per product \(world map\)](#)

[4.2.1 Plot of level 1 quality information per product \(world map\): ASCENDING](#)

[4.2.2 Plot of level 1 quality information per product \(world map\): DESCENDING](#)

[5. Ozone profiles based on quality statistics and other trace gas profiles](#)

[5.1 Ozone statistics based on quality of products](#)

[5.2 Plot ozone profiles for all STD \(dark without errors\)](#)

[5.3 Plot ozone profiles where STD < 20% \(dark without errors\)](#)

[5.4. Plot ozone profiles where STD < 10% \(dark without errors\)](#)

[5.5. Plot ozone profiles where STD < 5% \(dark without errors\)](#)

[5.6 Plot NO2 profiles for all STD \(dark without errors\)](#)

[5.7 Plot NO3 profiles for all STD \(dark without errors\)](#)

[5.8 Plot H2O profiles \(only for occultations of stars 1,2,3,4,13,14,16,26,63 dark without errors\) for all STD](#)

[6. Auxiliary Data Files used for the production reported in section 2](#)

This report presents the daily analysis on parameters extracted from GOMOS level 2 data (GOM_NL__2P). It is intended to monitor some important parameters that will impact the quality of these products. A list of level 2 products (and content) that have arrived during the reporting day to the PCF is also given.

Item	Value
Time of report generation	29APR2013 09:32:25
Data source version	GOMOS/6.01
Start time of products	10-04-2010 (10APR2010 00:00:00)
Stop time of products	11-04-2010 (11APR2010 00:00:00)
Store outputs in DB	Yes
Nb of level 2 prods	302
Nb of prods with errors	0

2. Summary of processed GOM_NL__2P products.

Nr	Filename	UTC Start time	Limb	Duration	Star Id	Star Name	Star Mag	Star Temp	Nb Meas	Orbit	Prod. error
1	GOM_NL__2PRFIN20100410_000215_000000412088_00259_42397_3571.N1	10-APR-2010 00:02:15	Dark	40.500	142	49Del Cap	2.8500	8900.0	81	42397	No
2	GOM_NL__2PRFIN20100410_002143_000000532088_00260_42398_3559.N1	10-APR-2010 00:21:43	Dark	52.500	40	The Sco	1.8590	7100.0	105	42398	No
3	GOM_NL__2PRFIN20100410_002937_000000432088_00260_42398_3560.N1	10-APR-2010 00:29:37	Straylight	43.000	78	Alp Lup	2.3040	28000.	86	42398	No
4	GOM_NL__2PRFIN20100410_003114_000000462088_00260_42398_3561.N1	10-APR-2010 00:31:14	Straylight	46.000	81	Eta Cen	2.3560	28000.	92	42398	No
5	GOM_NL__2PRFIN20100410_003344_000000492088_00260_42398_3562.N1	10-APR-2010 00:33:44	Straylight	48.500	54	5The Cen	2.0550	4500.0	97	42398	No
6	GOM_NL__2PRFIN20100410_003910_000000442088_00260_42398_3563.N1	10-APR-2010 00:39:10	Twilight	43.500	106	9Bet Crv	2.6480	5600.0	87	42398	No
7	GOM_NL__2PRFIN20100410_004113_000000422088_00260_42398_3564.N1	10-APR-2010 00:41:13	Twilight	41.500	163	7Del Crv	2.9450	11000.	83	42398	No
8	GOM_NL__2PRFIN20100410_004234_000000512088_00260_42398_3565.N1	10-APR-2010 00:42:34	Bright	51.000	15	67Alp Vir	0.97600	28000.	102	42398	No
9	GOM_NL__2PRFIN20100410_004540_000000422088_00260_42398_3566.N1	10-APR-2010 00:45:40	Bright	41.500	121	29Gam Vir	2.7400	7200.0	83	42398	No
10	GOM_NL__2PRFIN20100410_004944_000000422088_00260_42398_3567.N1	10-APR-2010 00:49:44	Bright	42.000	138	47Eps Vir	2.8280	4700.0	84	42398	No
11	GOM_NL__2PRFIN20100410_005802_000000412088_00260_42398_3568.N1	10-APR-2010 00:58:02	Bright	41.000	152	12Alp2CVn	2.8900	11000.	82	42398	No
12	GOM_NL__2PRFIN20100410_010132_000000392088_00260_42398_3569.N1	10-APR-2010 01:01:32	Bright	38.500	87	64Gam UMa	2.4330	11000.	77	42398	No
13	GOM_NL__2PRFIN20100410_010257_000000402088_00260_42398_3570.N1	10-APR-2010 01:02:57	Bright	40.000	32	77Eps UMa	1.7630	11000.	80	42398	No
14	GOM_NL__2PRFIN20100410_010923_000000412088_00260_42398_3571.N1	10-APR-2010 01:09:23	Bright	41.000	60	7Bet UMi	2.0810	3950.0	82	42398	No
15	GOM_NL__2PRFIN20100410_011917_000000402088_00260_42398_3572.N1	10-APR-2010 01:19:17	Bright	39.500	89	5Alp Cep	2.4510	8000.0	79	42398	No
16	GOM_NL__2PRFIN20100410_012431_000000452088_00260_42398_3573.N1	10-APR-2010 01:24:31	Bright	45.000	19	50Alp Cyg	1.2460	10500.	90	42398	No
17	GOM_NL__2PRFIN20100410_012615_000000512088_00260_42398_3574.N1	10-APR-2010 01:26:15	Bright	50.500	66	37Gam Cyg	2.2080	5900.0	101	42398	No
18	GOM_NL__2PRFIN20100410_012833_000000512088_00260_42398_3575.N1	10-APR-2010 01:28:33	Bright	51.000	92	53Eps Cyg	2.5000	4500.0	102	42398	No
19	GOM_NL__2PRFIN20100410_013533_000000482088_00260_42398_3576.N1	10-APR-2010 01:35:33	Twilight	47.500	61	8Eps Peg	2.1000	3900.0	95	42398	No
20	GOM_NL__2PRFIN20100410_013801_000000442088_00260_42398_3577.N1	10-APR-2010 01:38:01	Dark	44.000	162	34Alp Aqr	2.9440	5350.0	88	42398	No
21	GOM_NL__2PRFIN20100410_014023_000000462088_00260_42398_3578.N1	10-APR-2010 01:40:23	Dark	45.500	154	22Bet Aqr	2.8990	5700.0	91	42398	No
22	GOM_NL__2PRFIN20100410_014252_000000442088_00260_42398_3579.N1	10-APR-2010 01:42:52	Dark	43.500	142	49Del Cap	2.8500	8900.0	87	42398	No
23	GOM_NL__2PRFIN20100410_020220_000000562088_00261_42399_3567.N1	10-APR-2010 02:02:20	Dark	55.500	40	The Sco	1.8590	7100.0	111	42399	No
24	GOM_NL__2PRFIN20100410_021014_000000452088_00261_42399_3568.N1	10-APR-2010 02:10:14	Straylight	45.000	78	Alp Lup	2.3040	28000.	90	42399	No
25	GOM_NL__2PRFIN20100410_021150_000000482088_00261_42399_3569.N1	10-APR-2010 02:11:50	Straylight	48.000	81	Eta Cen	2.3560	28000.	96	42399	No
26	GOM_NL__2PRFIN20100410_021421_000000482088_00261_42399_3570.N1	10-APR-2010 02:14:21	Straylight	47.500	54	5The Cen	2.0550	4500.0	95	42399	No
27	GOM_NL__2PRFIN20100410_021946_000000452088_00261_42399_3571.N1	10-APR-2010 02:19:46	Twilight	44.500	106	9Bet Crv	2.6480	5600.0	89	42399	No
28	GOM_NL__2PRFIN20100410_022149_000000422088_00261_42399_3572.N1	10-APR-2010 02:21:49	Twilight	42.000	163	7Del Crv	2.9450	11000.	84	42399	No
29	GOM_NL__2PRFIN20100410_022310_000000522088_00261_42399_3573.N1	10-APR-2010 02:23:10	Bright	52.000	15	67Alp Vir	0.97600	28000.	104	42399	No
30	GOM_NL__2PRFIN20100410_022616_000000402088_00261_42399_3574.N1	10-APR-2010 02:26:16	Bright	40.000	121	29Gam Vir	2.7400	7200.0	80	42399	No
31	GOM_NL__2PRFIN20100410_023020_000000432088_00261_42399_3575.N1	10-APR-2010 02:30:20	Bright	42.500	138	47Eps Vir	2.8280	4700.0	85	42399	No
32	GOM_NL__2PRFIN20100410_023838_000000422088_00261_42399_3576.N1	10-APR-2010 02:38:38	Bright	41.500	152	12Alp2CVn	2.8900	11000.	83	42399	No
33	GOM_NL__2PRFIN20100410_024208_000000432088_00261_42399_3577.N1	10-APR-2010 02:42:08	Bright	42.500	87	64Gam UMa	2.4330	11000.	85	42399	No
34	GOM_NL__2PRFIN20100410_024333_000000402088_00261_42399_3578.N1	10-APR-2010 02:43:33	Bright	39.500	32	77Eps UMa	1.7630	11000.	79	42399	No
35	GOM_NL__2PRFIN20100410_024959_000000362088_00261_42399_3579.N1	10-APR-2010 02:49:59	Bright	36.000	60	7Bet UMi	2.0810	3950.0	72	42399	No
36	GOM_NL__2PRFIN20100410_025953_000000372088_00261_42399_3580.N1	10-APR-2010 02:59:53	Bright	37.000	89	5Alp Cep	2.4510	8000.0	74	42399	No
37	GOM_NL__2PRFIN20100410_030507_000000642088_00261_42399_3581.N1	10-APR-2010 03:05:07	Bright	64.000	19	50Alp Cyg	1.2460	10500.	128	42399	No
38	GOM_NL__2PRFIN20100410_030651_000000512088_00261_42399_3582.N1	10-APR-2010 03:06:51	Bright	50.500	66	37Gam Cyg	2.2080	5900.0	101	42399	No
39	GOM_NL__2PRFIN20100410_030909_000000662088_00261_42399_3583.N1	10-APR-2010 03:09:09	Bright	66.000	92	53Eps Cyg	2.5000	4500.0	132	42399	No
40	GOM_NL__2PRFIN20100410_031609_000000502088_00261_42399_3584.N1	10-APR-2010 03:16:09	Twilight	49.500	61	8Eps Peg	2.1000	3900.0	99	42399	No
41	GOM_NL__2PRFIN20100410_031837_000000452088_00261_42399_3585.N1	10-APR-2010 03:18:37	Dark	45.000	162	34Alp Aqr	2.9440	5350.0	90	42399	No
42	GOM_NL__2PRFIN20100410_032100_000000472088_00261_42399_3586.N1	10-APR-2010 03:21:00	Dark	46.500	154	22Bet Aqr	2.8990	5700.0	93	42399	No

43	GOM_NL__2PRFIN20100410_032328_000000432088_00261_42399_3587.N1	10-APR-2010 03:23:28	Dark	42.500	142	49Del Cap	2.8500	8900.0	85	42399	No
44	GOM_NL__2PRFIN20100410_034257_000000532088_00262_42400_3575.N1	10-APR-2010 03:42:57	Dark	52.500	40	The Sco	1.8590	7100.0	105	42400	No
45	GOM_NL__2PRFIN20100410_035051_000000432088_00262_42400_3576.N1	10-APR-2010 03:50:51	Straylight	42.500	78	Alp Lup	2.3040	28000.	85	42400	No
46	GOM_NL__2PRFIN20100410_035227_000000462088_00262_42400_3577.N1	10-APR-2010 03:52:27	Straylight	46.000	81	Eta Cen	2.3560	28000.	92	42400	No
47	GOM_NL__2PRFIN20100410_035457_000000512088_00262_42400_3578.N1	10-APR-2010 03:54:57	Straylight	50.500	54	5The Cen	2.0550	4500.0	101	42400	No
48	GOM_NL__2PRFIN20100410_040022_000000422088_00262_42400_3579.N1	10-APR-2010 04:00:22	Twi_and_stray	42.000	106	9Bet Crv	2.6480	5600.0	84	42400	No
49	GOM_NL__2PRFIN20100410_040225_000000432088_00262_42400_3580.N1	10-APR-2010 04:02:25	Twi_and_stray	43.000	163	7Del Crv	2.9450	11000.	86	42400	No
50	GOM_NL__2PRFIN20100410_040346_000000532088_00262_42400_3581.N1	10-APR-2010 04:03:46	Bright	53.000	15	67Alp Vir	0.97600	28000.	106	42400	No
51	GOM_NL__2PRFIN20100410_040652_000000422088_00262_42400_3582.N1	10-APR-2010 04:06:52	Bright	41.500	121	29Gam Vir	2.7400	7200.0	83	42400	No
52	GOM_NL__2PRFIN20100410_041056_000000432088_00262_42400_3583.N1	10-APR-2010 04:10:56	Bright	42.500	138	47Eps Vir	2.8280	4700.0	85	42400	No
53	GOM_NL__2PRFIN20100410_041913_000000412088_00262_42400_3584.N1	10-APR-2010 04:19:13	Bright	40.500	152	12Alp2CVn	2.8900	11000.	81	42400	No
54	GOM_NL__2PRFIN20100410_042244_000000372088_00262_42400_3585.N1	10-APR-2010 04:22:44	Bright	36.500	87	64Gam UMa	2.4330	11000.	73	42400	No
55	GOM_NL__2PRFIN20100410_042409_000000412088_00262_42400_3586.N1	10-APR-2010 04:24:09	Bright	40.500	32	77Eps UMa	1.7630	11000.	81	42400	No
56	GOM_NL__2PRFIN20100410_043034_000000572088_00262_42400_3587.N1	10-APR-2010 04:30:34	Bright	56.500	60	7Bet UMi	2.0810	3950.0	113	42400	No
57	GOM_NL__2PRFIN20100410_044028_000000402088_00262_42400_3588.N1	10-APR-2010 04:40:28	Bright	39.500	89	5Alp Cep	2.4510	8000.0	79	42400	No
58	GOM_NL__2PRFIN20100410_044543_000000462088_00262_42400_3589.N1	10-APR-2010 04:45:43	Bright	46.000	19	50Alp Cyg	1.2460	10500.	92	42400	No
59	GOM_NL__2PRFIN20100410_044727_000000522088_00262_42400_3590.N1	10-APR-2010 04:47:27	Bright	51.500	66	37Gam Cyg	2.2080	5900.0	103	42400	No
60	GOM_NL__2PRFIN20100410_044945_000000672088_00262_42400_3591.N1	10-APR-2010 04:49:45	Bright	67.000	92	53Eps Cyg	2.5000	4500.0	134	42400	No
61	GOM_NL__2PRFIN20100410_045645_000000492088_00262_42400_3592.N1	10-APR-2010 04:56:45	Twi_and_stray	49.000	61	8Eps Peg	2.1000	3900.0	98	42400	No
62	GOM_NL__2PRFIN20100410_045914_000000462088_00262_42400_3593.N1	10-APR-2010 04:59:14	Dark	45.500	162	34Alp Aqr	2.9440	5350.0	91	42400	No
63	GOM_NL__2PRFIN20100410_050136_000000462088_00262_42400_3594.N1	10-APR-2010 05:01:36	Dark	45.500	154	22Bet Aqr	2.8990	5700.0	91	42400	No
64	GOM_NL__2PRFIN20100410_050404_000000422088_00262_42400_3595.N1	10-APR-2010 05:04:04	Dark	41.500	142	49Del Cap	2.8500	8900.0	83	42400	No
65	GOM_NL__2PRFIN20100410_052334_000000522088_00263_42401_3583.N1	10-APR-2010 05:23:34	Dark	52.000	40	The Sco	1.8590	7100.0	104	42401	No
66	GOM_NL__2PRFIN20100410_053127_000000442088_00263_42401_3584.N1	10-APR-2010 05:31:27	Straylight	43.500	78	Alp Lup	2.3040	28000.	87	42401	No
67	GOM_NL__2PRFIN20100410_053303_000000482088_00263_42401_3585.N1	10-APR-2010 05:33:03	Straylight	47.500	81	Eta Cen	2.3560	28000.	95	42401	No
68	GOM_NL__2PRFIN20100410_053534_000000502088_00263_42401_3586.N1	10-APR-2010 05:35:34	Straylight	50.000	54	5The Cen	2.0550	4500.0	100	42401	No
69	GOM_NL__2PRFIN20100410_054058_000000422088_00263_42401_3587.N1	10-APR-2010 05:40:58	Twi_and_stray	41.500	106	9Bet Crv	2.6480	5600.0	83	42401	No
70	GOM_NL__2PRFIN20100410_054300_000000432088_00263_42401_3588.N1	10-APR-2010 05:43:00	Twi_and_stray	43.000	163	7Del Crv	2.9450	11000.	86	42401	No
71	GOM_NL__2PRFIN20100410_054422_000000522088_00263_42401_3589.N1	10-APR-2010 05:44:22	Bright	52.000	15	67Alp Vir	0.97600	28000.	104	42401	No
72	GOM_NL__2PRFIN20100410_054728_000000412088_00263_42401_3590.N1	10-APR-2010 05:47:28	Bright	40.500	121	29Gam Vir	2.7400	7200.0	81	42401	No
73	GOM_NL__2PRFIN20100410_055131_000000432088_00263_42401_3591.N1	10-APR-2010 05:51:31	Bright	43.000	138	47Eps Vir	2.8280	4700.0	86	42401	No
74	GOM_NL__2PRFIN20100410_055949_000000392088_00263_42401_3592.N1	10-APR-2010 05:59:49	Bright	38.500	152	12Alp2CVn	2.8900	11000.	77	42401	No
75	GOM_NL__2PRFIN20100410_060320_000000372088_00263_42401_3593.N1	10-APR-2010 06:03:20	Bright	37.000	87	64Gam UMa	2.4330	11000.	74	42401	No
76	GOM_NL__2PRFIN20100410_060444_000000402088_00263_42401_3594.N1	10-APR-2010 06:04:44	Bright	39.500	32	77Eps UMa	1.7630	11000.	79	42401	No
77	GOM_NL__2PRFIN20100410_061111_000000572088_00263_42401_3595.N1	10-APR-2010 06:11:11	Bright	56.500	60	7Bet UMi	2.0810	3950.0	113	42401	No
78	GOM_NL__2PRFIN20100410_062104_000000372088_00263_42401_3596.N1	10-APR-2010 06:21:04	Bright	36.500	89	5Alp Cep	2.4510	8000.0	73	42401	No
79	GOM_NL__2PRFIN20100410_062619_000000432088_00263_42401_3597.N1	10-APR-2010 06:26:19	Bright	42.500	19	50Alp Cyg	1.2460	10500.	85	42401	No
80	GOM_NL__2PRFIN20100410_062803_000000512088_00263_42401_3598.N1	10-APR-2010 06:28:03	Bright	51.000	66	37Gam Cyg	2.2080	5900.0	102	42401	No
81	GOM_NL__2PRFIN20100410_063021_000000492088_00263_42401_3599.N1	10-APR-2010 06:30:21	Bright	49.000	92	53Eps Cyg	2.5000	4500.0	98	42401	No
82	GOM_NL__2PRFIN20100410_063722_000000492088_00263_42401_3600.N1	10-APR-2010 06:37:22	Twi_and_stray	49.000	61	8Eps Peg	2.1000	3900.0	98	42401	No
83	GOM_NL__2PRFIN20100410_063950_000000442088_00263_42401_3601.N1	10-APR-2010 06:39:50	Dark	43.500	162	34Alp Aqr	2.9440	5350.0	87	42401	No
84	GOM_NL__2PRFIN20100410_064213_000000472088_00263_42401_3602.N1	10-APR-2010 06:42:13	Dark	47.000	154	22Bet Aqr	2.8990	5700.0	94	42401	No
85	GOM_NL__2PRFIN20100410_064441_000000412088_00263_42401_3603.N1	10-APR-2010 06:44:41	Dark	41.000	142	49Del Cap	2.8500	8900.0	82	42401	No
86	GOM_NL__2PRFIN20100410_070411_000000522088_00264_42402_3611.N1	10-APR-2010 07:04:11	Dark	52.000	40	The Sco	1.8590	7100.0	104	42402	No
87	GOM_NL__2PRFIN20100410_071204_000000462088_00264_42402_3612.N1	10-APR-2010 07:12:04	Straylight	45.500	78	Alp Lup	2.3040	28000.	91	42402	No
88	GOM_NL__2PRFIN20100410_071340_000000462088_00264_42402_3613.N1	10-APR-2010 07:13:40	Straylight	46.000	81	Eta Cen	2.3560	28000.	92	42402	No
89	GOM_NL__2PRFIN20100410_071610_000000502088_00264_42402_3614.N1	10-APR-2010 07:16:10	Straylight	50.000	54	5The Cen	2.0550	4500.0	100	42402	No
90	GOM_NL__2PRFIN20100410_072135_000000462088_00264_42402_3615.N1	10-APR-2010 07:21:35	Twi_and_stray	45.500	106	9Bet Crv	2.6480	5600.0	91	42402	No
91	GOM_NL__2PRFIN20100410_072337_000000432088_00264_42402_3616.N1	10-APR-2010 07:23:37	Twi_and_stray	43.000	163	7Del Crv	2.9450	11000.	86	42402	No
92	GOM_NL__2PRFIN20100410_072458_000000502088_00264_42402_3617.N1	10-APR-2010 07:24:58	Bright	50.000	15	67Alp Vir	0.97600	28000.	100	42402	No
93	GOM_NL__2PRFIN20100410_072805_000000422088_00264_42402_3618.N1	10-APR-2010 07:28:05	Bright	41.500	121	29Gam Vir	2.7400	7200.0	83	42402	No
94	GOM_NL__2PRFIN20100410_073207_000000442088_00264_42402_3619.N1	10-APR-2010 07:32:07	Bright	43.500	138	47Eps Vir	2.8280	4700.0	87	42402	No
95	GOM_NL__2PRFIN20100410_074025_000000412088_00264_42402_3620.N1	10-APR-2010 07:40:25	Bright	41.000	152	12Alp2CVn	2.8900	11000.	82	42402	No
96	GOM_NL__2PRFIN20100410_074355_000000372088_00264_42402_3621.N1	10-APR-2010 07:43:55	Bright	37.000	87	64Gam UMa	2.4330	11000.	74	42402	No
97	GOM_NL__2PRFIN20100410_074520_000000382088_00264_42402_3622.N1	10-APR-2010 07:45:20	Bright	38.000	32	77Eps UMa	1.7630	11000.	76	42402	No
98	GOM_NL__2PRFIN20100410_075146_000000382088_00264_42402_3623.N1	10-APR-2010 07:51:46	Bright	38.000	60	7Bet UMi	2.0810	3950.0	76	42402	No
99	GOM_NL__2PRFIN20100410_080140_000000392088_00264_42402_3624.N1	10-APR-2010 08:01:40	Bright	39.000	89	5Alp Cep	2.4510	8000.0	78	42402	No
100	GOM_NL__2PRFIN20100410_080655_000000462088_00264_42402_3625.N1	10-APR-2010 08:06:55	Bright	46.000	19	50Alp Cyg	1.2460	10500.	92	42402	No
101	GOM_NL__2PRFIN20100410_080839_000000522088_00264_42402_3626.N1	10-APR-2010 08:08:39	Bright	51.500	66	37Gam Cyg	2.2080	5900.0	103	42402	No

102	GOM_NL__2PRFIN20100410_081057_000000502088_00264_42402_3627.N1	10-APR-2010 08:10:57	Bright	50.000	92	53Eps Cyg	2.5000	4500.0	100	42402	No
103	GOM_NL__2PRFIN20100410_081758_000000472088_00264_42402_3628.N1	10-APR-2010 08:17:58	Tw_i_and_stray	46.500	61	8Eps Peg	2.1000	3900.0	93	42402	No
104	GOM_NL__2PRFIN20100410_082026_000000462088_00264_42402_3629.N1	10-APR-2010 08:20:26	Dark	45.500	162	34Alp Aqr	2.9440	5350.0	91	42402	No
105	GOM_NL__2PRFIN20100410_082249_000000472088_00264_42402_3630.N1	10-APR-2010 08:22:49	Dark	47.000	154	22Bet Aqr	2.8990	5700.0	94	42402	No
106	GOM_NL__2PRFIN20100410_082517_000000392088_00264_42402_3631.N1	10-APR-2010 08:25:17	Dark	38.500	142	49Del Cap	2.8500	8900.0	77	42402	No
107	GOM_NL__2PRFIN20100410_084448_000000532088_00265_42403_3619.N1	10-APR-2010 08:44:48	Dark	52.500	40	The Sco	1.8590	7100.0	105	42403	No
108	GOM_NL__2PRFIN20100410_085240_000000422088_00265_42403_3620.N1	10-APR-2010 08:52:40	Straylight	42.000	78	Alp Lup	2.3040	28000.	84	42403	No
109	GOM_NL__2PRFIN20100410_085416_000000442088_00265_42403_3621.N1	10-APR-2010 08:54:16	Straylight	43.500	81	Eta Cen	2.3560	28000.	87	42403	No
110	GOM_NL__2PRFIN20100410_085646_000000482088_00265_42403_3622.N1	10-APR-2010 08:56:46	Straylight	47.500	54	5The Cen	2.0550	4500.0	95	42403	No
111	GOM_NL__2PRFIN20100410_090211_000000422088_00265_42403_3623.N1	10-APR-2010 09:02:11	Tw_i_and_stray	41.500	106	9Bet Crv	2.6480	5600.0	83	42403	No
112	GOM_NL__2PRFIN20100410_090413_000000432088_00265_42403_3624.N1	10-APR-2010 09:04:13	Tw_i_and_stray	43.000	163	7Del Crv	2.9450	11000.	86	42403	No
113	GOM_NL__2PRFIN20100410_090534_000000542088_00265_42403_3625.N1	10-APR-2010 09:05:34	Bright	53.500	15	67Alp Vir	0.97600	28000.	107	42403	No
114	GOM_NL__2PRFIN20100410_090840_000000402088_00265_42403_3626.N1	10-APR-2010 09:08:40	Bright	40.000	121	29Gam Vir	2.7400	7200.0	80	42403	No
115	GOM_NL__2PRFIN20100410_091243_000000432088_00265_42403_3627.N1	10-APR-2010 09:12:43	Bright	43.000	138	47Eps Vir	2.8280	4700.0	86	42403	No
116	GOM_NL__2PRFIN20100410_092100_000000422088_00265_42403_3628.N1	10-APR-2010 09:21:00	Bright	41.500	152	12Alp2CVn	2.8900	11000.	83	42403	No
117	GOM_NL__2PRFIN20100410_092431_000000382088_00265_42403_3629.N1	10-APR-2010 09:24:31	Bright	37.500	87	64Gam UMa	2.4330	11000.	75	42403	No
118	GOM_NL__2PRFIN20100410_092555_000000382088_00265_42403_3630.N1	10-APR-2010 09:25:55	Bright	38.000	32	77Eps UMa	1.7630	11000.	76	42403	No
119	GOM_NL__2PRFIN20100410_093222_000000362088_00265_42403_3631.N1	10-APR-2010 09:32:22	Bright	36.000	60	7Bet UMi	2.0810	3950.0	72	42403	No
120	GOM_NL__2PRFIN20100410_094216_000000402088_00265_42403_3632.N1	10-APR-2010 09:42:16	Bright	39.500	89	5Alp Cep	2.4510	8000.0	79	42403	No
121	GOM_NL__2PRFIN20100410_094731_000000472088_00265_42403_3633.N1	10-APR-2010 09:47:31	Bright	47.000	19	50Alp Cyg	1.2460	10500.	94	42403	No
122	GOM_NL__2PRFIN20100410_094915_000000512088_00265_42403_3634.N1	10-APR-2010 09:49:15	Bright	50.500	66	37Gam Cyg	2.2080	5900.0	101	42403	No
123	GOM_NL__2PRFIN20100410_095133_000000672088_00265_42403_3635.N1	10-APR-2010 09:51:33	Bright	67.000	92	53Eps Cyg	2.5000	4500.0	134	42403	No
124	GOM_NL__2PRFIN20100410_095834_000000512088_00265_42403_3636.N1	10-APR-2010 09:58:34	Tw_i_and_stray	51.000	61	8Eps Peg	2.1000	3900.0	102	42403	No
125	GOM_NL__2PRFIN20100410_100102_000000432088_00265_42403_3637.N1	10-APR-2010 10:01:02	Dark	42.500	162	34Alp Aqr	2.9440	5350.0	85	42403	No
126	GOM_NL__2PRFIN20100410_100326_000000462088_00265_42403_3638.N1	10-APR-2010 10:03:26	Dark	45.500	154	22Bet Aqr	2.8990	5700.0	91	42403	No
127	GOM_NL__2PRFIN20100410_100553_000000412088_00265_42403_3639.N1	10-APR-2010 10:05:53	Dark	41.000	142	49Del Cap	2.8500	8900.0	82	42403	No
128	GOM_NL__2PRFIN20100410_102525_000000522088_00266_42404_3627.N1	10-APR-2010 10:25:25	Dark	51.500	40	The Sco	1.8590	7100.0	103	42404	No
129	GOM_NL__2PRFIN20100410_103317_000000432088_00266_42404_3628.N1	10-APR-2010 10:33:17	Straylight	43.000	78	Alp Lup	2.3040	28000.	86	42404	No
130	GOM_NL__2PRFIN20100410_103453_000000482088_00266_42404_3629.N1	10-APR-2010 10:34:53	Straylight	48.000	81	Eta Cen	2.3560	28000.	96	42404	No
131	GOM_NL__2PRFIN20100410_103723_000000502088_00266_42404_3630.N1	10-APR-2010 10:37:23	Straylight	50.000	54	5The Cen	2.0550	4500.0	100	42404	No
132	GOM_NL__2PRFIN20100410_104247_000000442088_00266_42404_3631.N1	10-APR-2010 10:42:47	Tw_i_and_stray	43.500	106	9Bet Crv	2.6480	5600.0	87	42404	No
133	GOM_NL__2PRFIN20100410_104449_000000422088_00266_42404_3632.N1	10-APR-2010 10:44:49	Tw_i_and_stray	41.500	163	7Del Crv	2.9450	11000.	83	42404	No
134	GOM_NL__2PRFIN20100410_104610_000000522088_00266_42404_3633.N1	10-APR-2010 10:46:10	Bright	52.000	15	67Alp Vir	0.97600	28000.	104	42404	No
135	GOM_NL__2PRFIN20100410_104916_000000412088_00266_42404_3634.N1	10-APR-2010 10:49:16	Bright	41.000	121	29Gam Vir	2.7400	7200.0	82	42404	No
136	GOM_NL__2PRFIN20100410_105318_000000432088_00266_42404_3635.N1	10-APR-2010 10:53:18	Bright	42.500	138	47Eps Vir	2.8280	4700.0	85	42404	No
137	GOM_NL__2PRFIN20100410_110136_000000412088_00266_42404_3636.N1	10-APR-2010 11:01:36	Bright	40.500	152	12Alp2CVn	2.8900	11000.	81	42404	No
138	GOM_NL__2PRFIN20100410_110507_000000382088_00266_42404_3637.N1	10-APR-2010 11:05:07	Bright	37.500	87	64Gam UMa	2.4330	11000.	75	42404	No
139	GOM_NL__2PRFIN20100410_110631_000000412088_00266_42404_3638.N1	10-APR-2010 11:06:31	Bright	40.500	32	77Eps UMa	1.7630	11000.	81	42404	No
140	GOM_NL__2PRFIN20100410_111257_000000392088_00266_42404_3639.N1	10-APR-2010 11:12:57	Bright	38.500	60	7Bet UMi	2.0810	3950.0	77	42404	No
141	GOM_NL__2PRFIN20100410_112251_000000402088_00266_42404_3640.N1	10-APR-2010 11:22:51	Bright	39.500	89	5Alp Cep	2.4510	8000.0	79	42404	No
142	GOM_NL__2PRFIN20100410_112806_000000472088_00266_42404_3641.N1	10-APR-2010 11:28:06	Bright	47.000	19	50Alp Cyg	1.2460	10500.	94	42404	No
143	GOM_NL__2PRFIN20100410_112950_000000512088_00266_42404_3642.N1	10-APR-2010 11:29:50	Bright	51.000	66	37Gam Cyg	2.2080	5900.0	102	42404	No
144	GOM_NL__2PRFIN20100410_113210_000000512088_00266_42404_3643.N1	10-APR-2010 11:32:10	Bright	50.500	92	53Eps Cyg	2.5000	4500.0	101	42404	No
145	GOM_NL__2PRFIN20100410_113910_000000502088_00266_42404_3644.N1	10-APR-2010 11:39:10	Tw_i_and_stray	49.500	61	8Eps Peg	2.1000	3900.0	99	42404	No
146	GOM_NL__2PRFIN20100410_114139_000000442088_00266_42404_3645.N1	10-APR-2010 11:41:39	Dark	43.500	162	34Alp Aqr	2.9440	5350.0	87	42404	No
147	GOM_NL__2PRFIN20100410_114402_000000452088_00266_42404_3646.N1	10-APR-2010 11:44:02	Dark	45.000	154	22Bet Aqr	2.8990	5700.0	90	42404	No
148	GOM_NL__2PRFIN20100410_114630_000000412088_00266_42404_3647.N1	10-APR-2010 11:46:30	Dark	41.000	142	49Del Cap	2.8500	8900.0	82	42404	No
149	GOM_NL__2PRFIN20100410_120602_000000522088_00267_42405_3635.N1	10-APR-2010 12:06:02	Dark	52.000	40	The Sco	1.8590	7100.0	104	42405	No
150	GOM_NL__2PRFIN20100410_121353_000000442088_00267_42405_3636.N1	10-APR-2010 12:13:53	Straylight	43.500	78	Alp Lup	2.3040	28000.	87	42405	No
151	GOM_NL__2PRFIN20100410_121529_000000452088_00267_42405_3637.N1	10-APR-2010 12:15:29	Straylight	44.500	81	Eta Cen	2.3560	28000.	89	42405	No
152	GOM_NL__2PRFIN20100410_121758_000000452088_00267_42405_3638.N1	10-APR-2010 12:17:58	Straylight	45.000	54	5The Cen	2.0550	4500.0	90	42405	No
153	GOM_NL__2PRFIN20100410_122323_000000422088_00267_42405_3639.N1	10-APR-2010 12:23:23	Tw_i_and_stray	41.500	106	9Bet Crv	2.6480	5600.0	83	42405	No
154	GOM_NL__2PRFIN20100410_122525_000000422088_00267_42405_3640.N1	10-APR-2010 12:25:25	Tw_i_and_stray	41.500	163	7Del Crv	2.9450	11000.	83	42405	No
155	GOM_NL__2PRFIN20100410_122646_000000482088_00267_42405_3641.N1	10-APR-2010 12:26:46	Bright	48.000	15	67Alp Vir	0.97600	28000.	96	42405	No
156	GOM_NL__2PRFIN20100410_122952_000000422088_00267_42405_3642.N1	10-APR-2010 12:29:52	Bright	41.500	121	29Gam Vir	2.7400	7200.0	83	42405	No
157	GOM_NL__2PRFIN20100410_123354_000000432088_00267_42405_3643.N1	10-APR-2010 12:33:54	Bright	43.000	138	47Eps Vir	2.8280	4700.0	86	42405	No
158	GOM_NL__2PRFIN20100410_124211_000000402088_00267_42405_3644.N1	10-APR-2010 12:42:11	Bright	39.500	152	12Alp2CVn	2.8900	11000.	79	42405	No
159	GOM_NL__2PRFIN20100410_124543_000000362088_00267_42405_3645.N1	10-APR-2010 12:45:43	Bright	35.500	87	64Gam UMa	2.4330	11000.	71	42405	No
160	GOM_NL__2PRFIN20100410_124707_000000412088_00267_42405_3646.N1	10-APR-2010 12:47:07	Bright	41.000	32	77Eps UMa	1.7630	11000.	82	42405	No

161	GOM_NL__2PRFIN20100410_125333_000000402088_00267_42405_3647.N1	10-APR-2010 12:53:33	Bright	40.000	60	7Bet UMi	2.0810	3950.0	80	42405	No
162	GOM_NL__2PRFIN20100410_130327_000000562088_00267_42405_3648.N1	10-APR-2010 13:03:27	Bright	56.000	89	5Alp Cep	2.4510	8000.0	112	42405	No
163	GOM_NL__2PRFIN20100410_130842_000000482088_00267_42405_3649.N1	10-APR-2010 13:08:42	Bright	48.000	19	50Alp Cyg	1.2460	10500.	96	42405	No
164	GOM_NL__2PRFIN20100410_131026_000000522088_00267_42405_3650.N1	10-APR-2010 13:10:26	Bright	52.000	66	37Gam Cyg	2.2080	5900.0	104	42405	No
165	GOM_NL__2PRFIN20100410_131246_000000502088_00267_42405_3651.N1	10-APR-2010 13:12:46	Bright	50.000	92	53Eps Cyg	2.5000	4500.0	100	42405	No
166	GOM_NL__2PRFIN20100410_131947_000000462088_00267_42405_3652.N1	10-APR-2010 13:19:47	Tw_i_and_stray	46.000	61	8Eps Peg	2.1000	3900.0	92	42405	No
167	GOM_NL__2PRFIN20100410_132215_000000452088_00267_42405_3653.N1	10-APR-2010 13:22:15	Dark	44.500	162	34Alp Aqr	2.9440	5350.0	89	42405	No
168	GOM_NL__2PRFIN20100410_132439_000000472088_00267_42405_3654.N1	10-APR-2010 13:24:39	Dark	47.000	154	22Bet Aqr	2.8990	5700.0	94	42405	No
169	GOM_NL__2PRFIN20100410_132706_000000412088_00267_42405_3655.N1	10-APR-2010 13:27:06	Dark	41.000	142	49Del Cap	2.8500	8900.0	82	42405	No
170	GOM_NL__2PRFIN20100410_134639_000000552088_00268_42406_3643.N1	10-APR-2010 13:46:39	Dark	55.000	40	The Sco	1.8590	7100.0	110	42406	No
171	GOM_NL__2PRFIN20100410_135429_000000432088_00268_42406_3644.N1	10-APR-2010 13:54:29	Straylight	43.000	78	Alp Lup	2.3040	28000.	86	42406	No
172	GOM_NL__2PRFIN20100410_135605_000000452088_00268_42406_3645.N1	10-APR-2010 13:56:05	Straylight	45.000	81	Eta Cen	2.3560	28000.	90	42406	No
173	GOM_NL__2PRFIN20100410_135835_000000482088_00268_42406_3646.N1	10-APR-2010 13:58:35	Straylight	47.500	54	5The Cen	2.0550	4500.0	95	42406	No
174	GOM_NL__2PRFIN20100410_140359_000000422088_00268_42406_3647.N1	10-APR-2010 14:03:59	Tw_i_and_stray	42.000	106	9Bet Crv	2.6480	5600.0	84	42406	No
175	GOM_NL__2PRFIN20100410_140601_000000432088_00268_42406_3648.N1	10-APR-2010 14:06:01	Bright	42.500	163	7Del Crv	2.9450	11000.	85	42406	No
176	GOM_NL__2PRFIN20100410_140722_000000502088_00268_42406_3649.N1	10-APR-2010 14:07:22	Bright	49.500	15	67Alp Vir	0.97600	28000.	99	42406	No
177	GOM_NL__2PRFIN20100410_141028_000000412088_00268_42406_3650.N1	10-APR-2010 14:10:28	Bright	40.500	121	29Gam Vir	2.7400	7200.0	81	42406	No
178	GOM_NL__2PRFIN20100410_141430_000000422088_00268_42406_3651.N1	10-APR-2010 14:14:30	Bright	42.000	138	47Eps Vir	2.8280	4700.0	84	42406	No
179	GOM_NL__2PRFIN20100410_142247_000000422088_00268_42406_3652.N1	10-APR-2010 14:22:47	Bright	41.500	152	12Alp2CVn	2.8900	11000.	83	42406	No
180	GOM_NL__2PRFIN20100410_142619_000000382088_00268_42406_3653.N1	10-APR-2010 14:26:19	Bright	38.000	87	64Gam UMa	2.4330	11000.	76	42406	No
181	GOM_NL__2PRFIN20100410_142742_000000412088_00268_42406_3654.N1	10-APR-2010 14:27:42	Bright	41.000	32	77Eps UMa	1.7630	11000.	82	42406	No
182	GOM_NL__2PRFIN20100410_143408_000000372088_00268_42406_3655.N1	10-APR-2010 14:34:08	Bright	36.500	60	7Bet UMi	2.0810	3950.0	73	42406	No
183	GOM_NL__2PRFIN20100410_144403_000000402088_00268_42406_3656.N1	10-APR-2010 14:44:03	Bright	40.000	89	5Alp Cep	2.4510	8000.0	80	42406	No
184	GOM_NL__2PRFIN20100410_144918_000000472088_00268_42406_3657.N1	10-APR-2010 14:49:18	Bright	47.000	19	50Alp Cyg	1.2460	10500.	94	42406	No
185	GOM_NL__2PRFIN20100410_145102_000000522088_00268_42406_3658.N1	10-APR-2010 14:51:02	Bright	51.500	66	37Gam Cyg	2.2080	5900.0	103	42406	No
186	GOM_NL__2PRFIN20100410_145322_000000672088_00268_42406_3659.N1	10-APR-2010 14:53:22	Bright	67.000	92	53Eps Cyg	2.5000	4500.0	134	42406	No
187	GOM_NL__2PRFIN20100410_150023_000000512088_00268_42406_3660.N1	10-APR-2010 15:00:23	Tw_i_and_stray	50.500	61	8Eps Peg	2.1000	3900.0	101	42406	No
188	GOM_NL__2PRFIN20100410_150251_000000462088_00268_42406_3661.N1	10-APR-2010 15:02:51	Dark	46.000	162	34Alp Aqr	2.9440	5350.0	92	42406	No
189	GOM_NL__2PRFIN20100410_150515_000000462088_00268_42406_3662.N1	10-APR-2010 15:05:15	Dark	45.500	154	22Bet Aqr	2.8990	5700.0	91	42406	No
190	GOM_NL__2PRFIN20100410_150743_000000412088_00268_42406_3663.N1	10-APR-2010 15:07:43	Dark	41.000	142	49Del Cap	2.8500	8900.0	82	42406	No
191	GOM_NL__2PRFIN20100410_152716_000000532088_00269_42407_3651.N1	10-APR-2010 15:27:16	Dark	53.000	40	The Sco	1.8590	7100.0	106	42407	No
192	GOM_NL__2PRFIN20100410_153506_000000462088_00269_42407_3652.N1	10-APR-2010 15:35:06	Straylight	46.000	78	Alp Lup	2.3040	28000.	92	42407	No
193	GOM_NL__2PRFIN20100410_153642_000000452088_00269_42407_3653.N1	10-APR-2010 15:36:42	Straylight	44.500	81	Eta Cen	2.3560	28000.	89	42407	No
194	GOM_NL__2PRFIN20100410_153911_000000492088_00269_42407_3654.N1	10-APR-2010 15:39:11	Straylight	49.000	54	5The Cen	2.0550	4500.0	98	42407	No
195	GOM_NL__2PRFIN20100410_154435_000000442088_00269_42407_3655.N1	10-APR-2010 15:44:35	Tw_i_and_stray	43.500	106	9Bet Crv	2.6480	5600.0	87	42407	No
196	GOM_NL__2PRFIN20100410_154637_000000402088_00269_42407_3656.N1	10-APR-2010 15:46:37	Bright	39.500	163	7Del Crv	2.9450	11000.	79	42407	No
197	GOM_NL__2PRFIN20100410_154758_000000482088_00269_42407_3657.N1	10-APR-2010 15:47:58	Bright	48.000	15	67Alp Vir	0.97600	28000.	96	42407	No
198	GOM_NL__2PRFIN20100410_155103_000000412088_00269_42407_3658.N1	10-APR-2010 15:51:03	Bright	41.000	121	29Gam Vir	2.7400	7200.0	82	42407	No
199	GOM_NL__2PRFIN20100410_155505_000000422088_00269_42407_3659.N1	10-APR-2010 15:55:05	Bright	42.000	138	47Eps Vir	2.8280	4700.0	84	42407	No
200	GOM_NL__2PRFIN20100410_160323_000000402088_00269_42407_3660.N1	10-APR-2010 16:03:23	Bright	40.000	152	12Alp2CVn	2.8900	11000.	80	42407	No
201	GOM_NL__2PRFIN20100410_160654_000000372088_00269_42407_3661.N1	10-APR-2010 16:06:54	Bright	37.000	87	64Gam UMa	2.4330	11000.	74	42407	No
202	GOM_NL__2PRFIN20100410_160818_000000402088_00269_42407_3662.N1	10-APR-2010 16:08:18	Bright	39.500	32	77Eps UMa	1.7630	11000.	79	42407	No
203	GOM_NL__2PRFIN20100410_161444_000000372088_00269_42407_3663.N1	10-APR-2010 16:14:44	Bright	37.000	60	7Bet UMi	2.0810	3950.0	74	42407	No
204	GOM_NL__2PRFIN20100410_162439_000000382088_00269_42407_3664.N1	10-APR-2010 16:24:39	Bright	37.500	89	5Alp Cep	2.4510	8000.0	75	42407	No
205	GOM_NL__2PRFIN20100410_162954_000000482088_00269_42407_3665.N1	10-APR-2010 16:29:54	Bright	48.000	19	50Alp Cyg	1.2460	10500.	96	42407	No
206	GOM_NL__2PRFIN20100410_163138_000000512088_00269_42407_3666.N1	10-APR-2010 16:31:38	Bright	51.000	66	37Gam Cyg	2.2080	5900.0	102	42407	No
207	GOM_NL__2PRFIN20100410_163357_000000672088_00269_42407_3667.N1	10-APR-2010 16:33:57	Bright	67.000	92	53Eps Cyg	2.5000	4500.0	134	42407	No
208	GOM_NL__2PRFIN20100410_164059_000000492088_00269_42407_3668.N1	10-APR-2010 16:40:59	Tw_i_and_stray	49.000	61	8Eps Peg	2.1000	3900.0	98	42407	No
209	GOM_NL__2PRFIN20100410_164327_000000462088_00269_42407_3669.N1	10-APR-2010 16:43:27	Dark	46.000	162	34Alp Aqr	2.9440	5350.0	92	42407	No
210	GOM_NL__2PRFIN20100410_164552_000000472088_00269_42407_3670.N1	10-APR-2010 16:45:52	Dark	47.000	154	22Bet Aqr	2.8990	5700.0	94	42407	No
211	GOM_NL__2PRFIN20100410_164819_000000432088_00269_42407_3671.N1	10-APR-2010 16:48:19	Dark	43.000	142	49Del Cap	2.8500	8900.0	86	42407	No
212	GOM_NL__2PRFIN20100410_170754_000000512088_00270_42408_3659.N1	10-APR-2010 17:07:54	Dark	51.000	40	The Sco	1.8590	7100.0	102	42408	No
213	GOM_NL__2PRFIN20100410_171542_000000422088_00270_42408_3660.N1	10-APR-2010 17:15:42	Straylight	41.500	78	Alp Lup	2.3040	28000.	83	42408	No
214	GOM_NL__2PRFIN20100410_171719_000000462088_00270_42408_3661.N1	10-APR-2010 17:17:19	Straylight	46.000	81	Eta Cen	2.3560	28000.	92	42408	No
215	GOM_NL__2PRFIN20100410_171948_000000492088_00270_42408_3662.N1	10-APR-2010 17:19:48	Straylight	49.000	54	5The Cen	2.0550	4500.0	98	42408	No
216	GOM_NL__2PRFIN20100410_172511_000000432088_00270_42408_3663.N1	10-APR-2010 17:25:11	Tw_i_and_stray	43.000	106	9Bet Crv	2.6480	5600.0	86	42408	No
217	GOM_NL__2PRFIN20100410_172714_000000422088_00270_42408_3664.N1	10-APR-2010 17:27:14	Bright	41.500	163	7Del Crv	2.9450	11000.	83	42408	No
218	GOM_NL__2PRFIN20100410_172834_000000502088_00270_42408_3665.N1	10-APR-2010 17:28:34	Bright	49.500	15	67Alp Vir	0.97600	28000.	99	42408	No
219	GOM_NL__2PRFIN20100410_173139_000000412088_00270_42408_3666.N1	10-APR-2010 17:31:39	Bright	41.000	121	29Gam Vir	2.7400	7200.0	82	42408	No

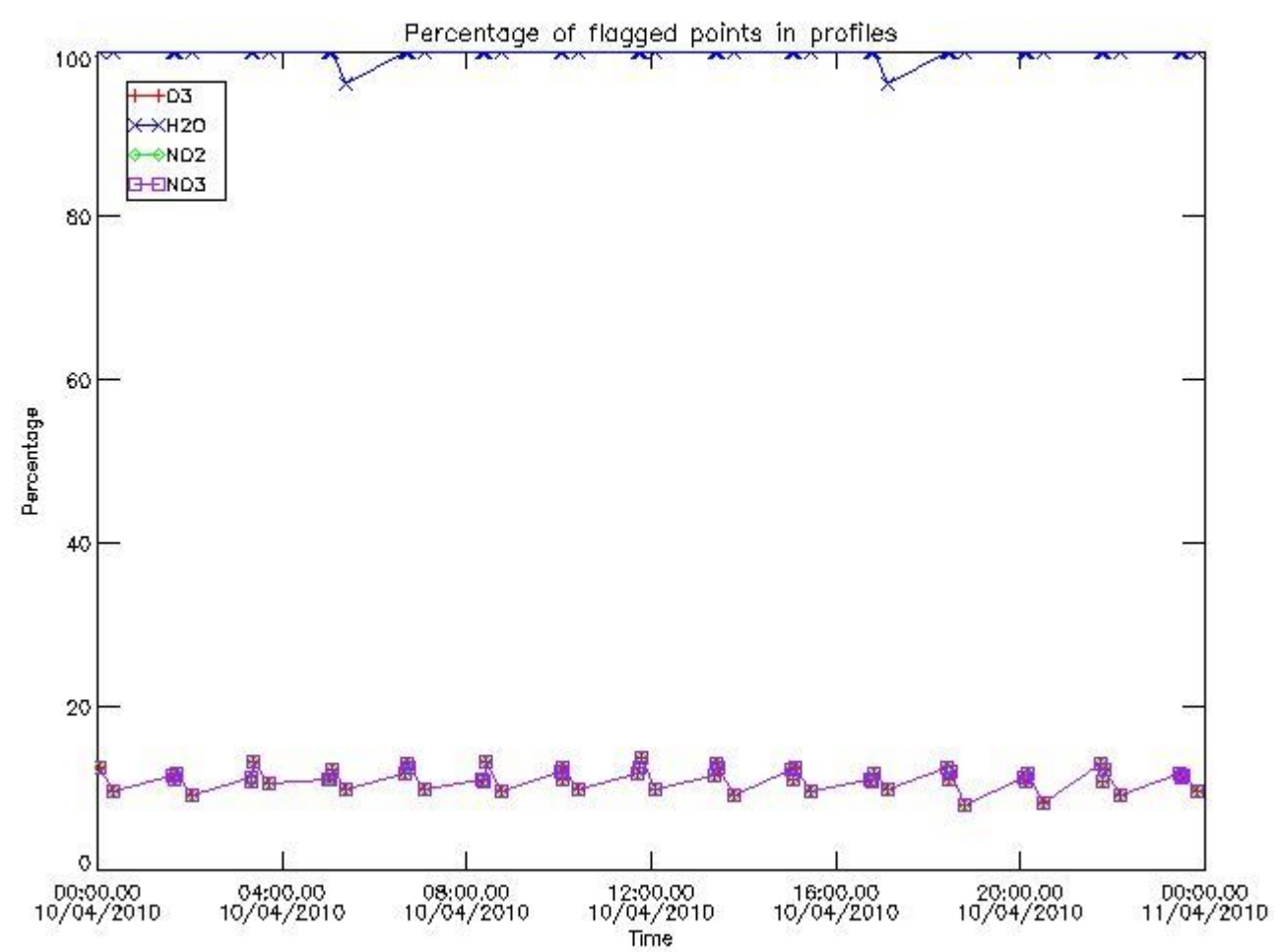
220	GOM_NL__2PRFIN20100410_173541_000000422088_00270_42408_3667.N1	10-APR-2010 17:35:41	Bright	42.000	138	47Eps Vir	2.8280	4700.0	84	42408	No
221	GOM_NL__2PRFIN20100410_174358_000000402088_00270_42408_3668.N1	10-APR-2010 17:43:58	Bright	40.000	152	12Alp2CVn	2.8900	11000.	80	42408	No
222	GOM_NL__2PRFIN20100410_174730_000000382088_00270_42408_3669.N1	10-APR-2010 17:47:30	Bright	37.500	87	64Gam UMa	2.4330	11000.	75	42408	No
223	GOM_NL__2PRFIN20100410_174853_000000392088_00270_42408_3670.N1	10-APR-2010 17:48:53	Bright	39.000	32	77Eps UMa	1.7630	11000.	78	42408	No
224	GOM_NL__2PRFIN20100410_175520_000000372088_00270_42408_3671.N1	10-APR-2010 17:55:20	Bright	37.000	60	7Bet UMi	2.0810	3950.0	74	42408	No
225	GOM_NL__2PRFIN20100410_175717_000000252088_00270_42408_3672.N1	10-APR-2010 17:57:17	Twi_and_stray	25.000	119	14Eta Dra	2.7270	4700.0	50	42408	No
226	GOM_NL__2PRFIN20100410_180515_000000402088_00270_42408_3673.N1	10-APR-2010 18:05:15	Bright	40.000	89	5Alp Cep	2.4510	8000.0	80	42408	No
227	GOM_NL__2PRFIN20100410_181030_000000482088_00270_42408_3674.N1	10-APR-2010 18:10:30	Bright	48.000	19	50Alp Cyg	1.2460	10500.	96	42408	No
228	GOM_NL__2PRFIN20100410_181214_000000492088_00270_42408_3675.N1	10-APR-2010 18:12:14	Bright	49.000	66	37Gam Cyg	2.2080	5900.0	98	42408	No
229	GOM_NL__2PRFIN20100410_181433_000000512088_00270_42408_3676.N1	10-APR-2010 18:14:33	Bright	50.500	92	53Eps Cyg	2.5000	4500.0	101	42408	No
230	GOM_NL__2PRFIN20100410_182136_000000502088_00270_42408_3677.N1	10-APR-2010 18:21:36	Twi_and_stray	50.000	61	8Eps Peg	2.1000	3900.0	100	42408	No
231	GOM_NL__2PRFIN20100410_182404_000000452088_00270_42408_3678.N1	10-APR-2010 18:24:04	Dark	44.500	162	34Alp Aqr	2.9440	5350.0	89	42408	No
232	GOM_NL__2PRFIN20100410_182628_000000462088_00270_42408_3679.N1	10-APR-2010 18:26:28	Dark	46.000	154	22Bet Aqr	2.8990	5700.0	92	42408	No
233	GOM_NL__2PRFIN20100410_182856_000000432088_00270_42408_3680.N1	10-APR-2010 18:28:56	Dark	42.500	142	49Del Cap	2.8500	8900.0	85	42408	No
234	GOM_NL__2PRFIN20100410_184830_000000642088_00271_42409_3667.N1	10-APR-2010 18:48:30	Dark	64.000	40	The Sco	1.8590	7100.0	128	42409	No
235	GOM_NL__2PRFIN20100410_185618_000000462088_00271_42409_3668.N1	10-APR-2010 18:56:18	Straylight	45.500	78	Alp Lup	2.3040	28000.	91	42409	No
236	GOM_NL__2PRFIN20100410_185755_000000422088_00271_42409_3669.N1	10-APR-2010 18:57:55	Straylight	42.000	81	Eta Cen	2.3560	28000.	84	42409	No
237	GOM_NL__2PRFIN20100410_190024_000000512088_00271_42409_3670.N1	10-APR-2010 19:00:24	Straylight	50.500	54	5The Cen	2.0550	4500.0	101	42409	No
238	GOM_NL__2PRFIN20100410_190547_000000422088_00271_42409_3671.N1	10-APR-2010 19:05:47	Twi_and_stray	42.000	106	9Bet Crv	2.6480	5600.0	84	42409	No
239	GOM_NL__2PRFIN20100410_190750_000000412088_00271_42409_3672.N1	10-APR-2010 19:07:50	Bright	40.500	163	7Del Crv	2.9450	11000.	81	42409	No
240	GOM_NL__2PRFIN20100410_190910_000000492088_00271_42409_3673.N1	10-APR-2010 19:09:10	Bright	49.000	15	67Alp Vir	0.97600	28000.	98	42409	No
241	GOM_NL__2PRFIN20100410_191216_000000392088_00271_42409_3674.N1	10-APR-2010 19:12:16	Bright	39.000	121	29Gam Vir	2.7400	7200.0	78	42409	No
242	GOM_NL__2PRFIN20100410_191617_000000422088_00271_42409_3675.N1	10-APR-2010 19:16:17	Bright	42.000	138	47Eps Vir	2.8280	4700.0	84	42409	No
243	GOM_NL__2PRFIN20100410_192434_000000402088_00271_42409_3676.N1	10-APR-2010 19:24:34	Bright	39.500	152	12Alp2CVn	2.8900	11000.	79	42409	No
244	GOM_NL__2PRFIN20100410_192806_000000362088_00271_42409_3677.N1	10-APR-2010 19:28:06	Bright	35.500	87	64Gam UMa	2.4330	11000.	71	42409	No
245	GOM_NL__2PRFIN20100410_192929_000000412088_00271_42409_3678.N1	10-APR-2010 19:29:29	Bright	40.500	32	77Eps UMa	1.7630	11000.	81	42409	No
246	GOM_NL__2PRFIN20100410_193556_000000372088_00271_42409_3679.N1	10-APR-2010 19:35:56	Bright	37.000	60	7Bet UMi	2.0810	3950.0	74	42409	No
247	GOM_NL__2PRFIN20100410_193752_000000252088_00271_42409_3680.N1	10-APR-2010 19:37:52	Twi_and_stray	25.000	119	14Eta Dra	2.7270	4700.0	50	42409	No
248	GOM_NL__2PRFIN20100410_194551_000000362088_00271_42409_3681.N1	10-APR-2010 19:45:51	Bright	35.500	89	5Alp Cep	2.4510	8000.0	71	42409	No
249	GOM_NL__2PRFIN20100410_195106_000000472088_00271_42409_3682.N1	10-APR-2010 19:51:06	Bright	46.500	19	50Alp Cyg	1.2460	10500.	93	42409	No
250	GOM_NL__2PRFIN20100410_195250_000000642088_00271_42409_3683.N1	10-APR-2010 19:52:50	Bright	64.000	66	37Gam Cyg	2.2080	5900.0	128	42409	No
251	GOM_NL__2PRFIN20100410_195510_000000492088_00271_42409_3684.N1	10-APR-2010 19:55:10	Bright	48.500	92	53Eps Cyg	2.5000	4500.0	97	42409	No
252	GOM_NL__2PRFIN20100410_200212_000000482088_00271_42409_3685.N1	10-APR-2010 20:02:12	Twilight	48.000	61	8Eps Peg	2.1000	3900.0	96	42409	No
253	GOM_NL__2PRFIN20100410_200440_000000452088_00271_42409_3686.N1	10-APR-2010 20:04:40	Dark	45.000	162	34Alp Aqr	2.9440	5350.0	90	42409	No
254	GOM_NL__2PRFIN20100410_200704_000000472088_00271_42409_3687.N1	10-APR-2010 20:07:04	Dark	47.000	154	22Bet Aqr	2.8990	5700.0	94	42409	No
255	GOM_NL__2PRFIN20100410_200932_000000432088_00271_42409_3688.N1	10-APR-2010 20:09:32	Dark	43.000	142	49Del Cap	2.8500	8900.0	86	42409	No
256	GOM_NL__2PRFIN20100410_202907_000000622088_00272_42410_3675.N1	10-APR-2010 20:29:07	Dark	62.000	40	The Sco	1.8590	7100.0	124	42410	No
257	GOM_NL__2PRFIN20100410_203655_000000472088_00272_42410_3676.N1	10-APR-2010 20:36:55	Straylight	46.500	78	Alp Lup	2.3040	28000.	93	42410	No
258	GOM_NL__2PRFIN20100410_203831_000000482088_00272_42410_3677.N1	10-APR-2010 20:38:31	Straylight	48.000	81	Eta Cen	2.3560	28000.	96	42410	No
259	GOM_NL__2PRFIN20100410_204100_000000482088_00272_42410_3678.N1	10-APR-2010 20:41:00	Straylight	48.000	54	5The Cen	2.0550	4500.0	96	42410	No
260	GOM_NL__2PRFIN20100410_204623_000000432088_00272_42410_3679.N1	10-APR-2010 20:46:23	Twi_and_stray	43.000	106	9Bet Crv	2.6480	5600.0	86	42410	No
261	GOM_NL__2PRFIN20100410_204825_000000412088_00272_42410_3680.N1	10-APR-2010 20:48:25	Bright	40.500	163	7Del Crv	2.9450	11000.	81	42410	No
262	GOM_NL__2PRFIN20100410_204946_000000512088_00272_42410_3681.N1	10-APR-2010 20:49:46	Bright	51.000	15	67Alp Vir	0.97600	28000.	102	42410	No
263	GOM_NL__2PRFIN20100410_205251_000000412088_00272_42410_3682.N1	10-APR-2010 20:52:51	Bright	41.000	121	29Gam Vir	2.7400	7200.0	82	42410	No
264	GOM_NL__2PRFIN20100410_205652_000000422088_00272_42410_3683.N1	10-APR-2010 20:56:52	Bright	41.500	138	47Eps Vir	2.8280	4700.0	83	42410	No
265	GOM_NL__2PRFIN20100410_210509_000000382088_00272_42410_3684.N1	10-APR-2010 21:05:09	Bright	38.000	152	12Alp2CVn	2.8900	11000.	76	42410	No
266	GOM_NL__2PRFIN20100410_210842_000000352088_00272_42410_3685.N1	10-APR-2010 21:08:42	Bright	35.000	87	64Gam UMa	2.4330	11000.	70	42410	No
267	GOM_NL__2PRFIN20100410_211005_000000372088_00272_42410_3686.N1	10-APR-2010 21:10:05	Bright	37.000	32	77Eps UMa	1.7630	11000.	74	42410	No
268	GOM_NL__2PRFIN20100410_211631_000000412088_00272_42410_3687.N1	10-APR-2010 21:16:31	Bright	41.000	60	7Bet UMi	2.0810	3950.0	82	42410	No
269	GOM_NL__2PRFIN20100410_211828_000000262088_00272_42410_3688.N1	10-APR-2010 21:18:28	Twi_and_stray	26.000	119	14Eta Dra	2.7270	4700.0	52	42410	No
270	GOM_NL__2PRFIN20100410_212626_000000452088_00272_42410_3689.N1	10-APR-2010 21:26:26	Bright	44.500	89	5Alp Cep	2.4510	8000.0	89	42410	No
271	GOM_NL__2PRFIN20100410_213142_000000492088_00272_42410_3690.N1	10-APR-2010 21:31:42	Bright	48.500	19	50Alp Cyg	1.2460	10500.	97	42410	No
272	GOM_NL__2PRFIN20100410_213326_000000532088_00272_42410_3691.N1	10-APR-2010 21:33:26	Bright	52.500	66	37Gam Cyg	2.2080	5900.0	105	42410	No
273	GOM_NL__2PRFIN20100410_213545_000000502088_00272_42410_3692.N1	10-APR-2010 21:35:45	Bright	50.000	92	53Eps Cyg	2.5000	4500.0	100	42410	No
274	GOM_NL__2PRFIN20100410_214248_000000512088_00272_42410_3693.N1	10-APR-2010 21:42:48	Twilight	51.000	61	8Eps Peg	2.1000	3900.0	102	42410	No
275	GOM_NL__2PRFIN20100410_214516_000000432088_00272_42410_3694.N1	10-APR-2010 21:45:16	Dark	43.000	162	34Alp Aqr	2.9440	5350.0	86	42410	No
276	GOM_NL__2PRFIN20100410_214741_000000482088_00272_42410_3695.N1	10-APR-2010 21:47:41	Dark	47.500	154	22Bet Aqr	2.8990	5700.0	95	42410	No
277	GOM_NL__2PRFIN20100410_215009_000000422088_00272_42410_3696.N1	10-APR-2010 21:50:09	Dark	41.500	142	49Del Cap	2.8500	8900.0	83	42410	No
278	GOM_NL__2PRFIN20100410_220944_000000552088_00273_42411_3683.N1	10-APR-2010 22:09:44	Dark	55.000	40	The Sco	1.8590	7100.0	110	42411	No

279	GOM_NL__2PRFIN20100410_221732_000000442088_00273_42411_3684.N1	10-APR-2010 22:17:32	Straylight	44.000	78	Alp Lup	2.3040	28000.	88	42411	No
280	GOM_NL__2PRFIN20100410_221908_000000452088_00273_42411_3685.N1	10-APR-2010 22:19:08	Straylight	45.000	81	Eta Cen	2.3560	28000.	90	42411	No
281	GOM_NL__2PRFIN20100410_222137_000000502088_00273_42411_3686.N1	10-APR-2010 22:21:37	Straylight	50.000	54	5The Cen	2.0550	4500.0	100	42411	No
282	GOM_NL__2PRFIN20100410_222659_000000412088_00273_42411_3687.N1	10-APR-2010 22:26:59	Twilight	41.000	106	9Bet Crv	2.6480	5600.0	82	42411	No
283	GOM_NL__2PRFIN20100410_222902_000000432088_00273_42411_3688.N1	10-APR-2010 22:29:02	Bright	42.500	163	7Del Crv	2.9450	11000.	85	42411	No
284	GOM_NL__2PRFIN20100410_223022_000000532088_00273_42411_3689.N1	10-APR-2010 22:30:22	Bright	52.500	15	67Alp Vir	0.97600	28000.	105	42411	No
285	GOM_NL__2PRFIN20100410_223327_000000402088_00273_42411_3690.N1	10-APR-2010 22:33:27	Bright	40.000	121	29Gam Vir	2.7400	7200.0	80	42411	No
286	GOM_NL__2PRFIN20100410_223728_000000422088_00273_42411_3691.N1	10-APR-2010 22:37:28	Bright	41.500	138	47Eps Vir	2.8280	4700.0	83	42411	No
287	GOM_NL__2PRFIN20100410_224545_000000392088_00273_42411_3692.N1	10-APR-2010 22:45:45	Bright	38.500	152	12Alp2CVn	2.8900	11000.	77	42411	No
288	GOM_NL__2PRFIN20100410_224918_000000362088_00273_42411_3693.N1	10-APR-2010 22:49:18	Bright	36.000	87	64Gam UMa	2.4330	11000.	72	42411	No
289	GOM_NL__2PRFIN20100410_225040_000000382088_00273_42411_3694.N1	10-APR-2010 22:50:40	Bright	37.500	32	77Eps UMa	1.7630	11000.	75	42411	No
290	GOM_NL__2PRFIN20100410_225707_000000392088_00273_42411_3695.N1	10-APR-2010 22:57:07	Bright	39.000	60	7Bet UMi	2.0810	3950.0	78	42411	No
291	GOM_NL__2PRFIN20100410_225903_000000262088_00273_42411_3696.N1	10-APR-2010 22:59:03	Twilight	26.000	119	14Eta Dra	2.7270	4700.0	52	42411	No
292	GOM_NL__2PRFIN20100410_230702_000000392088_00273_42411_3697.N1	10-APR-2010 23:07:02	Bright	38.500	89	5Alp Cep	2.4510	8000.0	77	42411	No
293	GOM_NL__2PRFIN20100410_231217_000000642088_00273_42411_3698.N1	10-APR-2010 23:12:17	Bright	64.000	19	50Alp Cyg	1.2460	10500.	128	42411	No
294	GOM_NL__2PRFIN20100410_231401_000000512088_00273_42411_3699.N1	10-APR-2010 23:14:01	Bright	50.500	66	37Gam Cyg	2.2080	5900.0	101	42411	No
295	GOM_NL__2PRFIN20100410_231621_000000512088_00273_42411_3700.N1	10-APR-2010 23:16:21	Bright	51.000	92	53Eps Cyg	2.5000	4500.0	102	42411	No
296	GOM_NL__2PRFIN20100410_232324_000000492088_00273_42411_3701.N1	10-APR-2010 23:23:24	Twilight	49.000	61	8Eps Peg	2.1000	3900.0	98	42411	No
297	GOM_NL__2PRFIN20100410_232553_000000442088_00273_42411_3702.N1	10-APR-2010 23:25:53	Dark	43.500	162	34Alp Aqr	2.9440	5350.0	87	42411	No
298	GOM_NL__2PRFIN20100410_232817_000000452088_00273_42411_3703.N1	10-APR-2010 23:28:17	Dark	45.000	154	22Bet Aqr	2.8990	5700.0	90	42411	No
299	GOM_NL__2PRFIN20100410_233044_000000452088_00273_42411_3704.N1	10-APR-2010 23:30:44	Dark	44.500	142	49Del Cap	2.8500	8900.0	89	42411	No
300	GOM_NL__2PRFIN20100410_235021_000000542088_00274_42412_3711.N1	10-APR-2010 23:50:21	Dark	53.500	40	The Sco	1.8590	7100.0	107	42412	No
301	GOM_NL__2PRFIN20100410_235808_000000432088_00274_42412_3712.N1	10-APR-2010 23:58:08	Straylight	43.000	78	Alp Lup	2.3040	28000.	86	42412	No
302	GOM_NL__2PRFIN20100410_235944_000000462088_00274_42412_3713.N1	10-APR-2010 23:59:44	Straylight	46.000	81	Eta Cen	2.3560	28000.	92	42412	No

3. Quality information per product

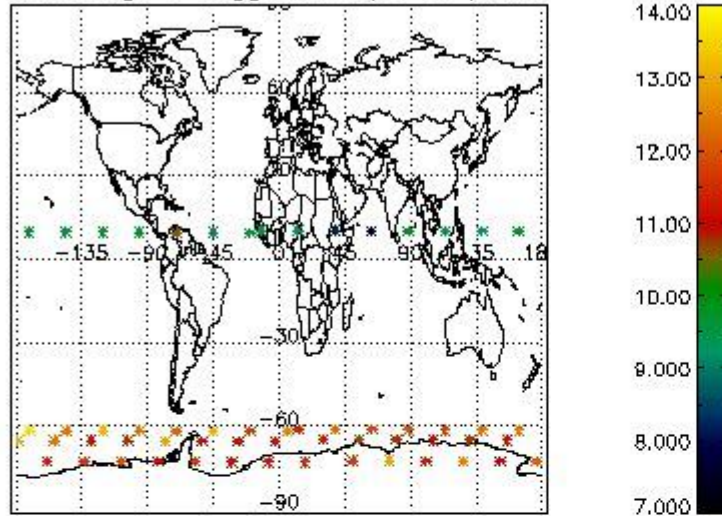
In this section it is plotted some information contained in the Quality Summary data set of the level 2 products. Only products in dark limb conditions and without errors (error flag in the MPH set to "0") are used.

3.1 Plot quality information per product (time dependant)

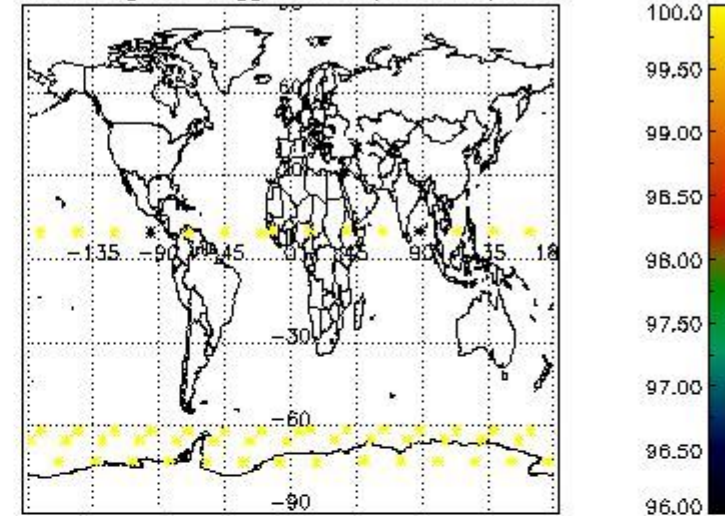


3.2 Plot quality information per product (world map)

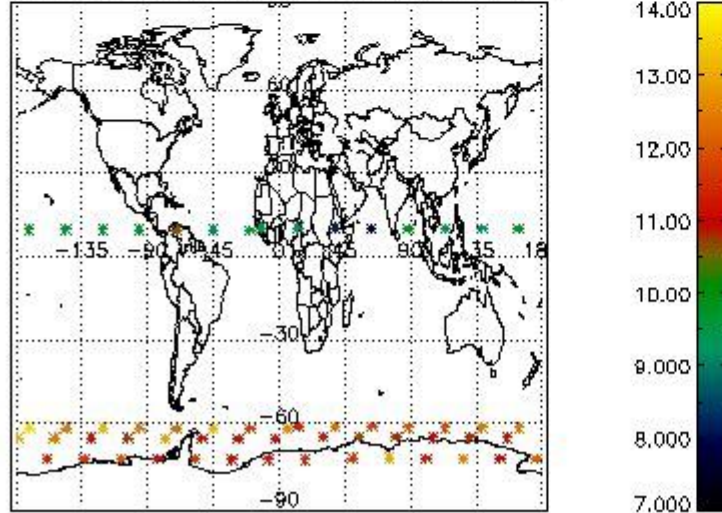
Percentage of flagged data per O3 profile



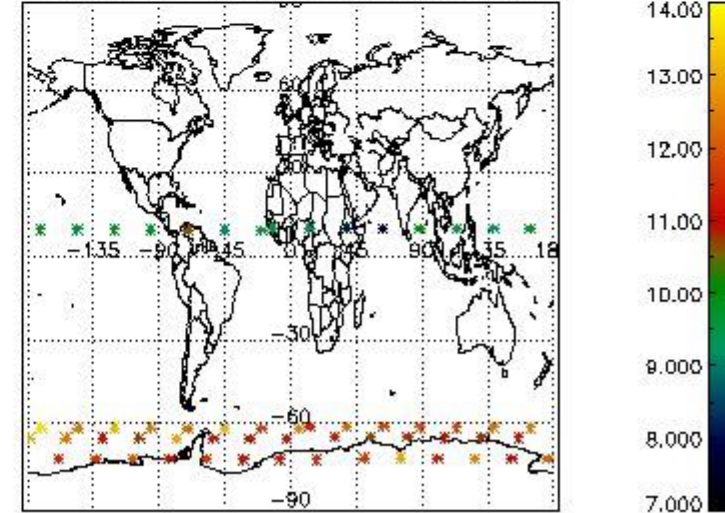
Percentage of flagged data per H2O profile



Percentage of flagged data per NO2 profile



Percentage of flagged data per NO3 profile

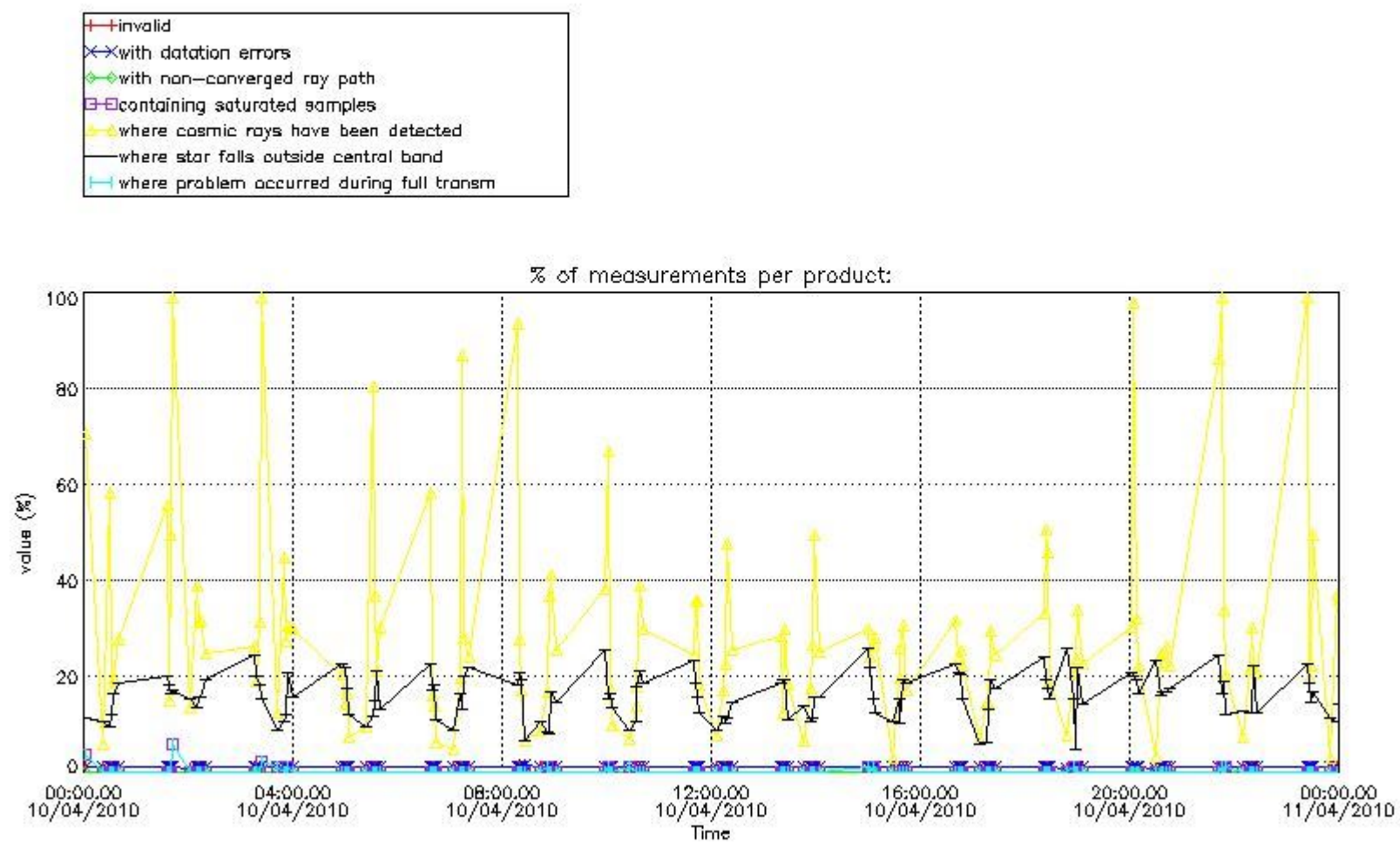


4. Level 1 quality information per product

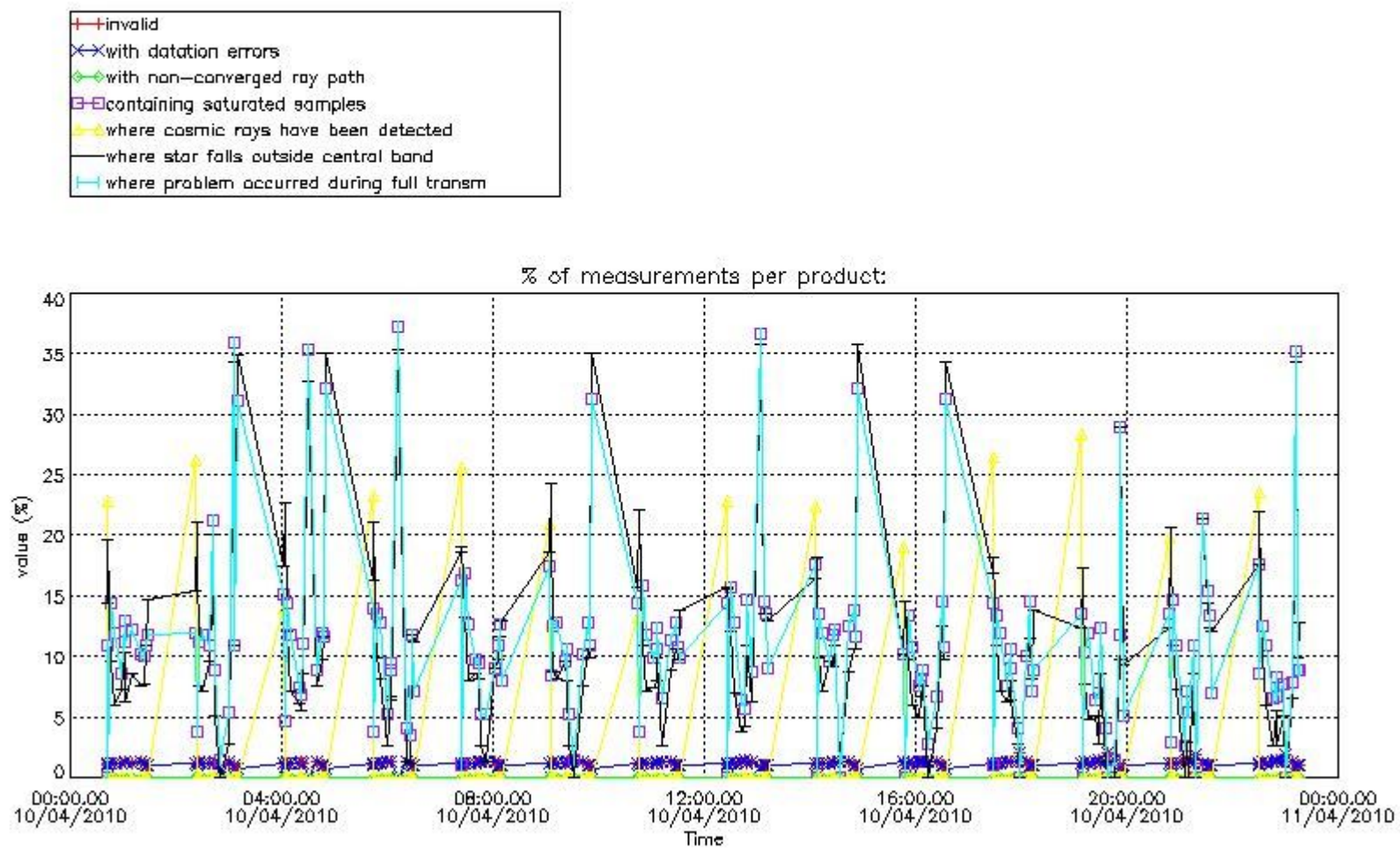
In this section it is plotted some information contained in the Quality Summary data set of the level 2 products that comes from the level 1b processing. Products without errors (error flag in the MPH set to "0") are used.

4.1 Plot quality information per product (time dependant) coming from level 1b processing

4.1.1 Plot level 1 quality information per product (time dependant): ENVISAT ASCENDING passes

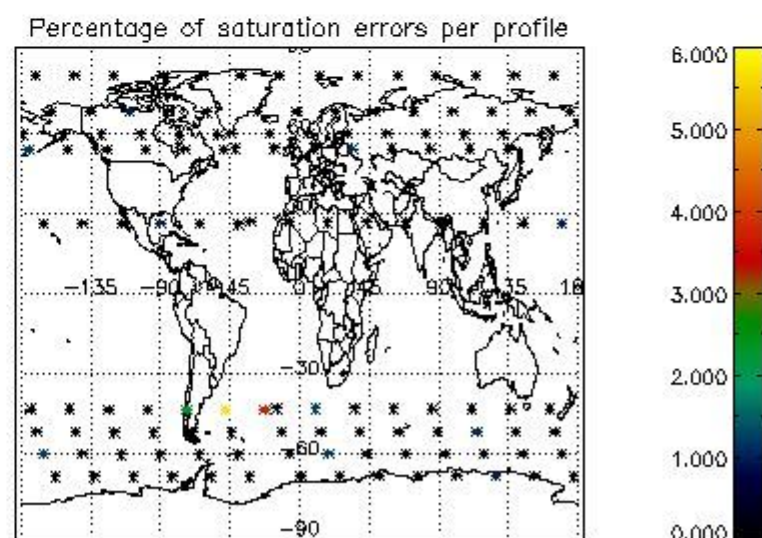
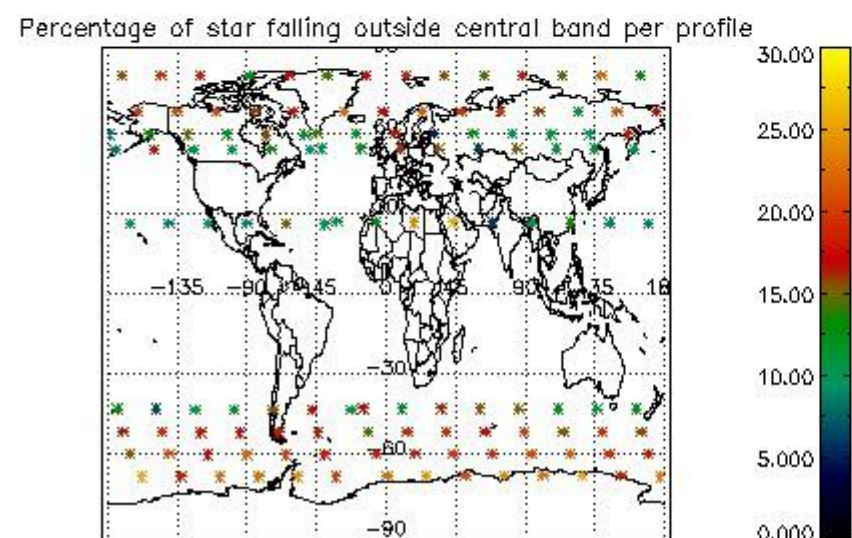
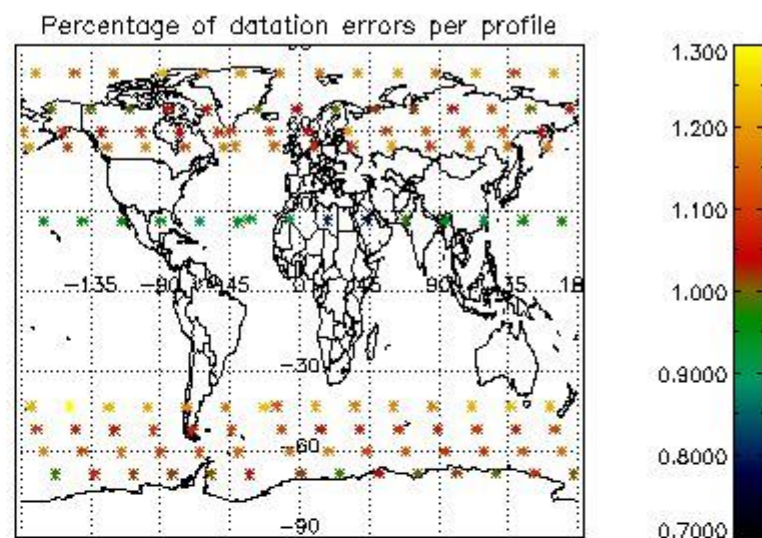
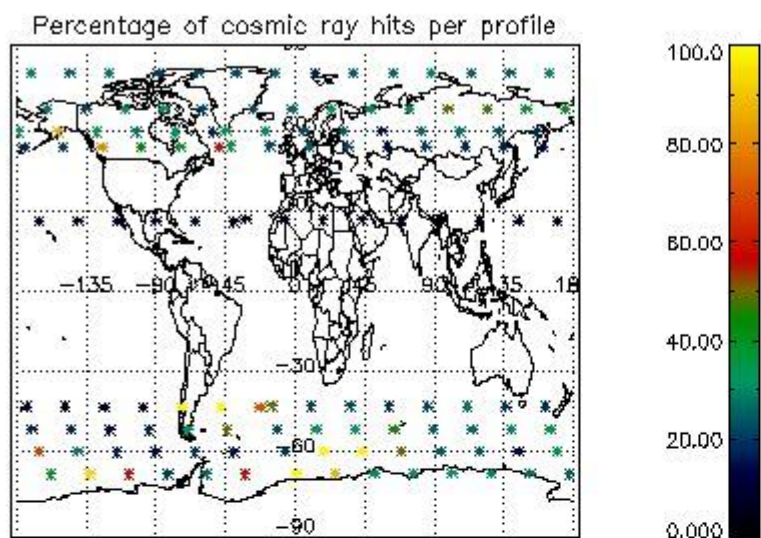


4.1.2 Plot level 1 quality information per product (time dependant): ENVI SAT DESCENDING passes

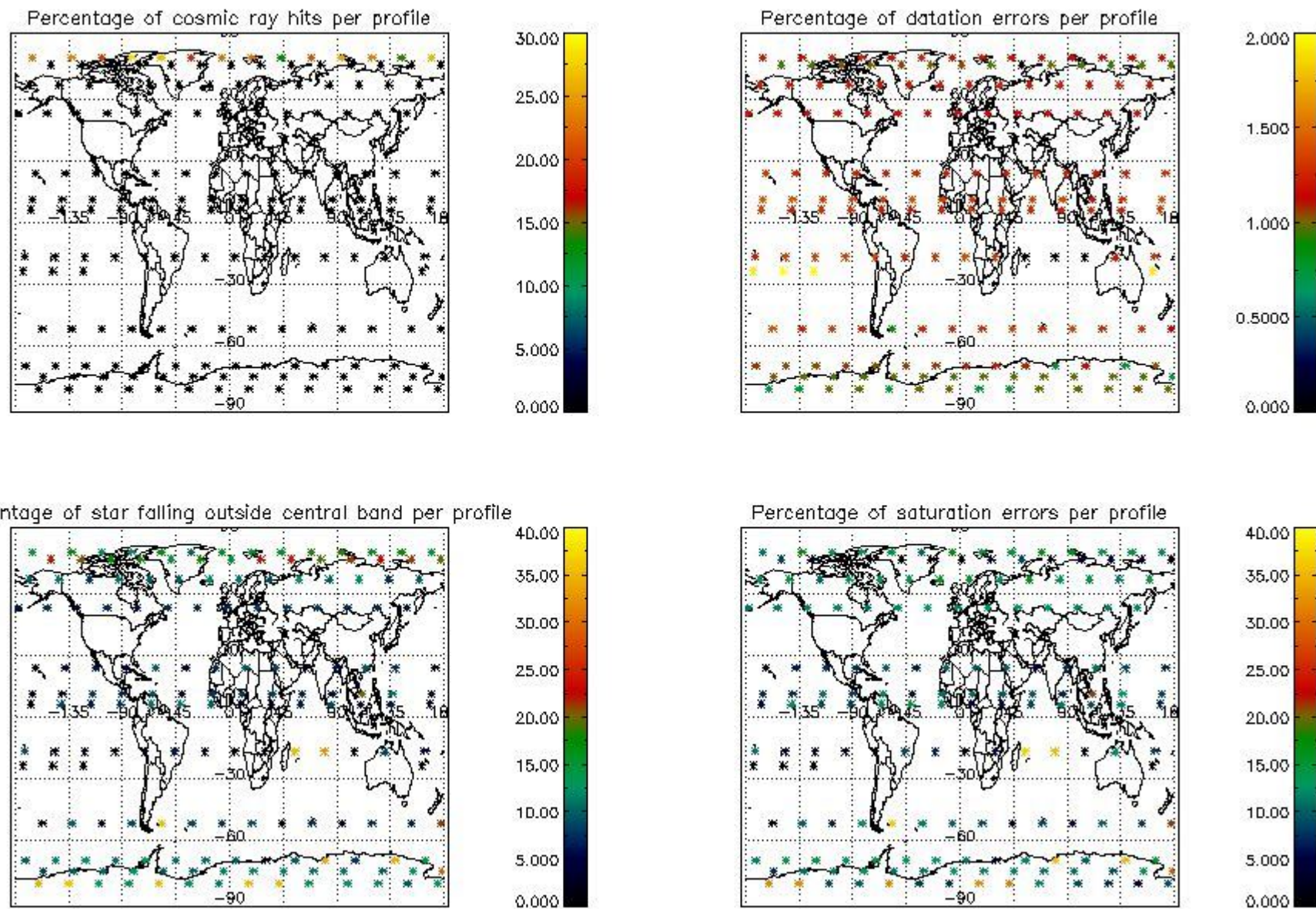


4.2 Plot quality information per product coming from level 1b processing (world map)

4.2.1 Plot level 1 quality information per product (world map): ENVISAT ASCENDING passes



4.2.2 Plot level 1 quality information per product (world map): ENVISAT DESCENDING passes



5. Trace gas profiles

5.1 Ozone statistics based on quality of products

The final quality of the products can be "measured" using the STD (Standard Deviation) attached to every point profile. This information is written to the parameter GOM_NL__2P/NL_LOCAL_SPECIES_DENSITY/o3_std of the level 2 products. The table below shows the statistics for given STD ranges.

The statistics are given with respect to the overall valid production:

- Products without fatal errors: GOM_NL__2P/MPH/PRODUCT_ERR=0
- Valid point profile: GOM_NL__2P/NL_LOCAL_SPECIES_DENSITY/pcd(0)=0

The 'Criteria' is applied to valid points of dark limb products:

- Products in dark limb illumination condition: GOM_NL__2P/NL_SUMMARY_QUALITY/obs_ill_cond=0
- Products without fatal errors: GOM_NL__2P/MPH/PRODUCT_ERR=0
- Valid point profile: GOM_NL__2P/NL_LOCAL_SPECIES_DENSITY/pcd(0)=0

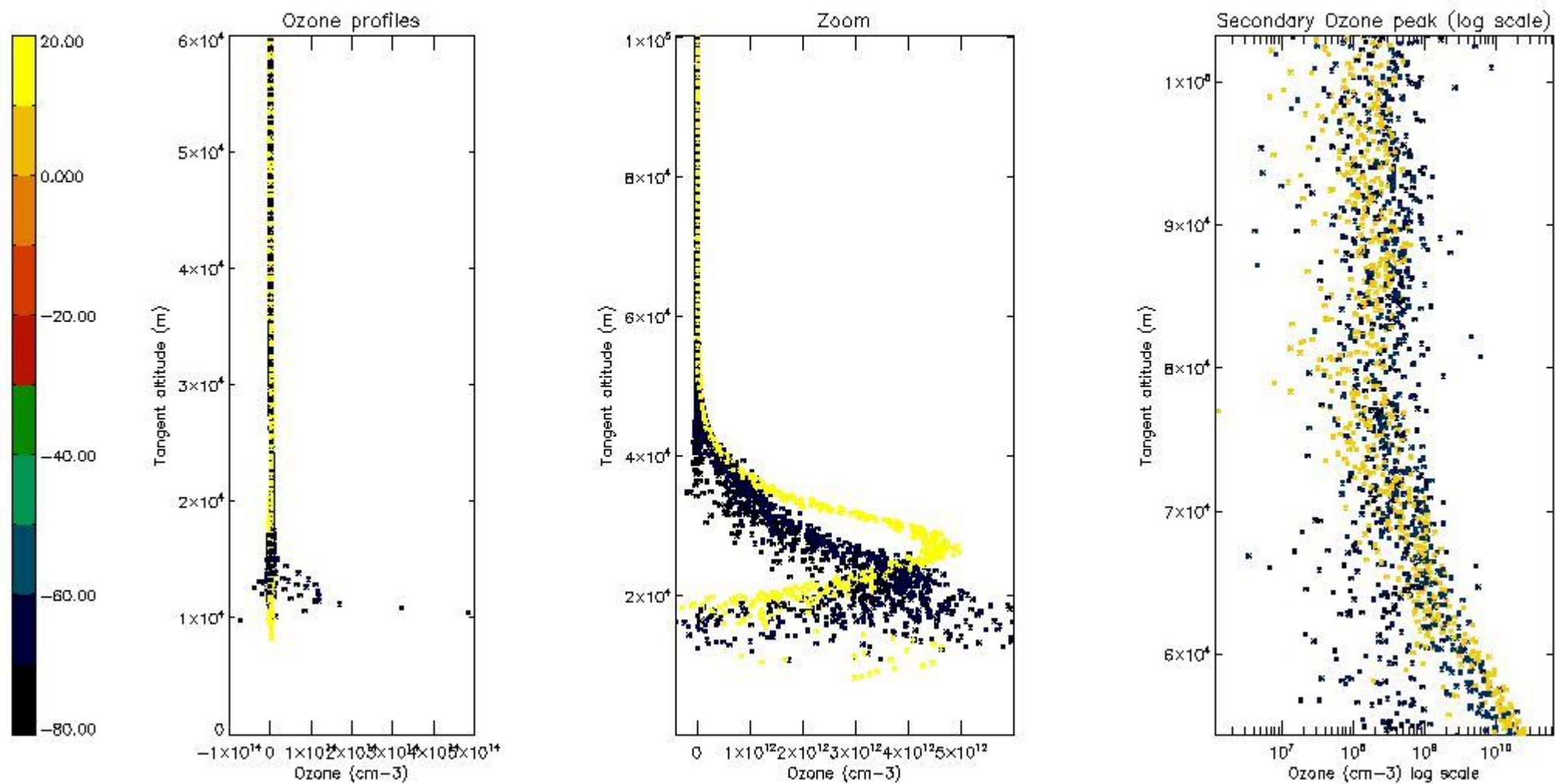
So, the table below shows the percentage of dark limb and valid observations for each criteria with respect to the overall valid daily observations.

Criteria	% of total production
All STD	20
STD < 20	6

STD < 10	3
STD < 5	1

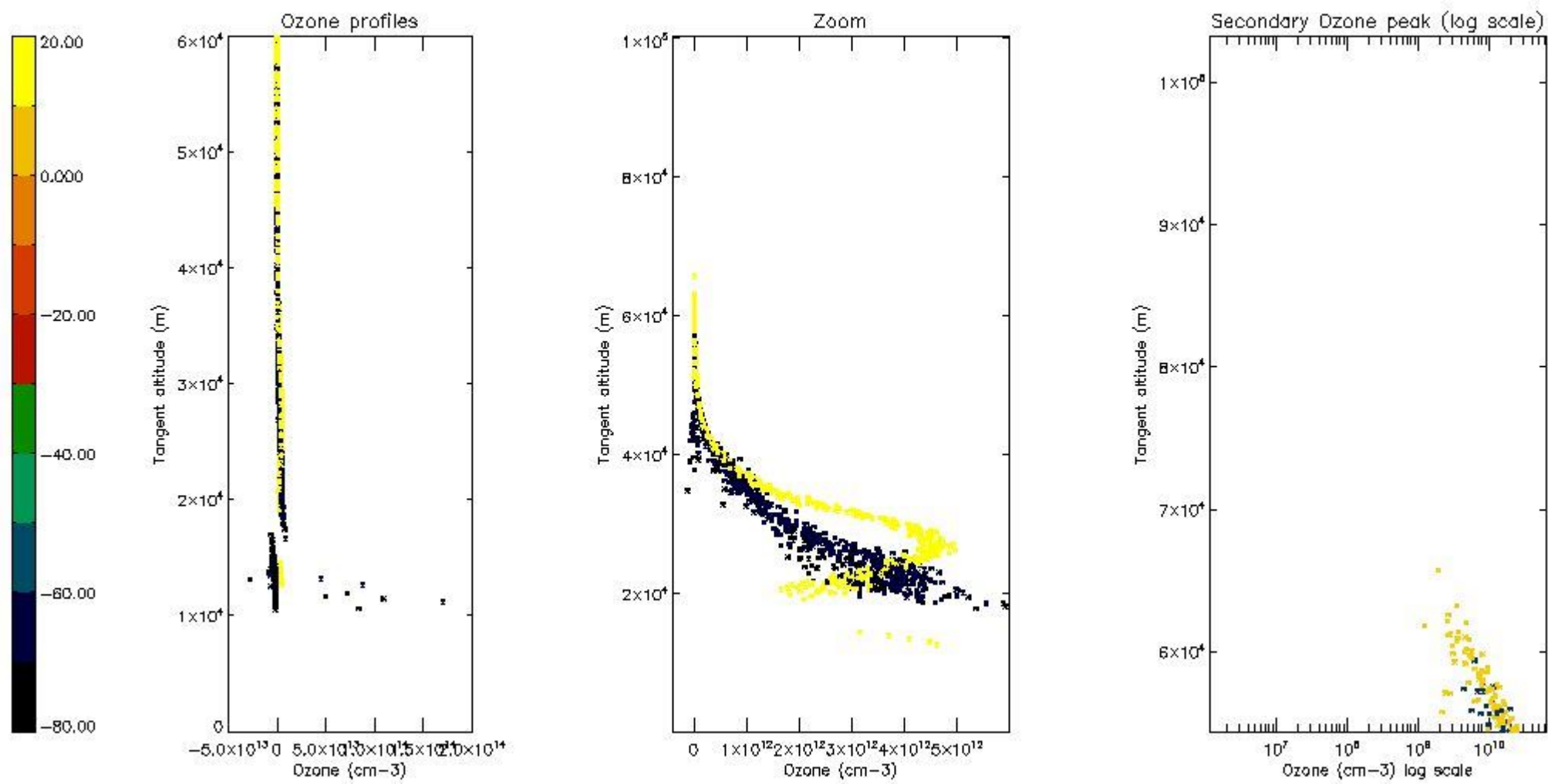
5.2 Plot ozone profiles for all STD (dark without errors)

The colorbar represents the latitude.



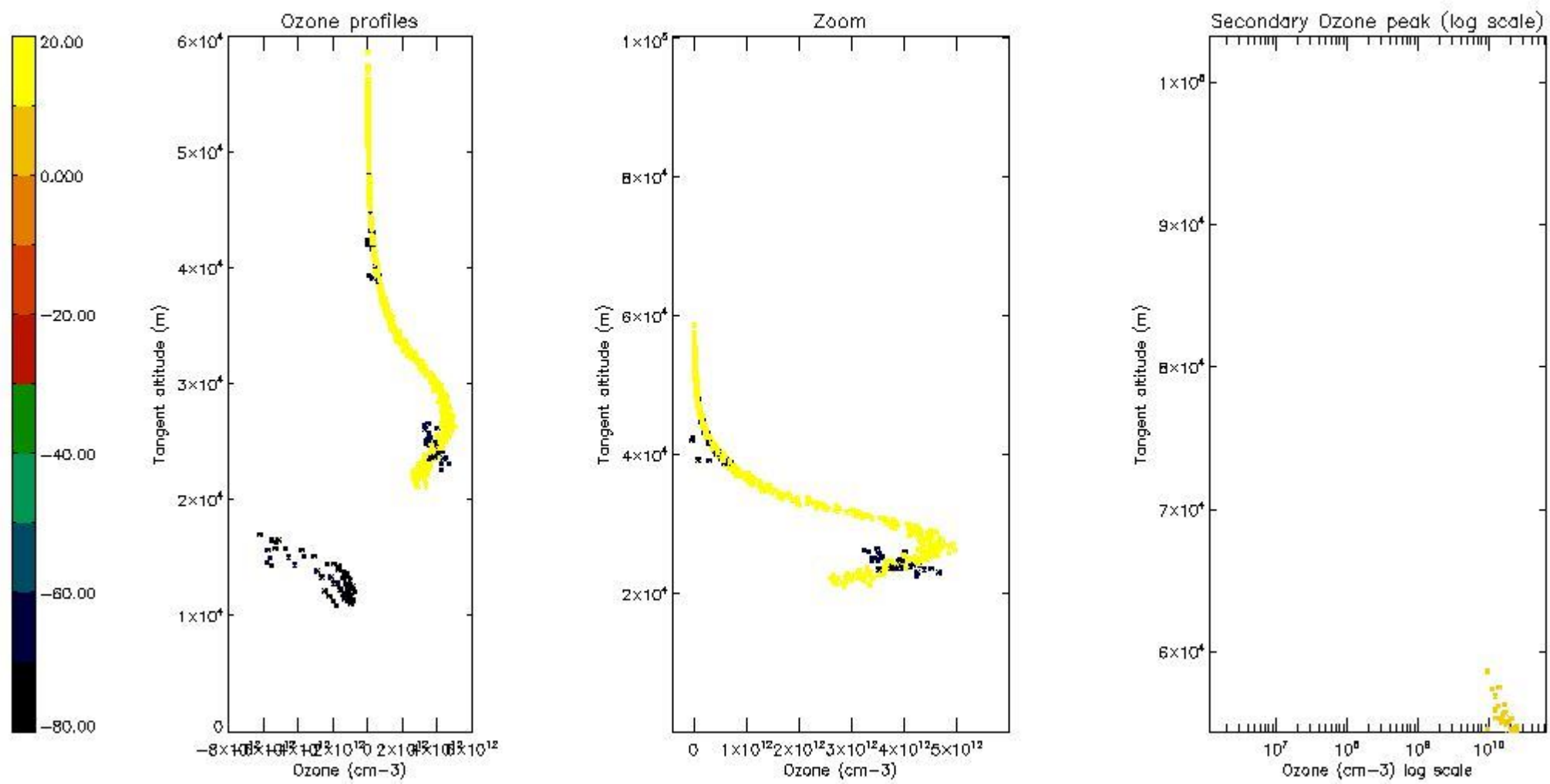
5.3 Plot ozone profiles where STD < 20% (dark without errors)

The colorbar represents the latitude.



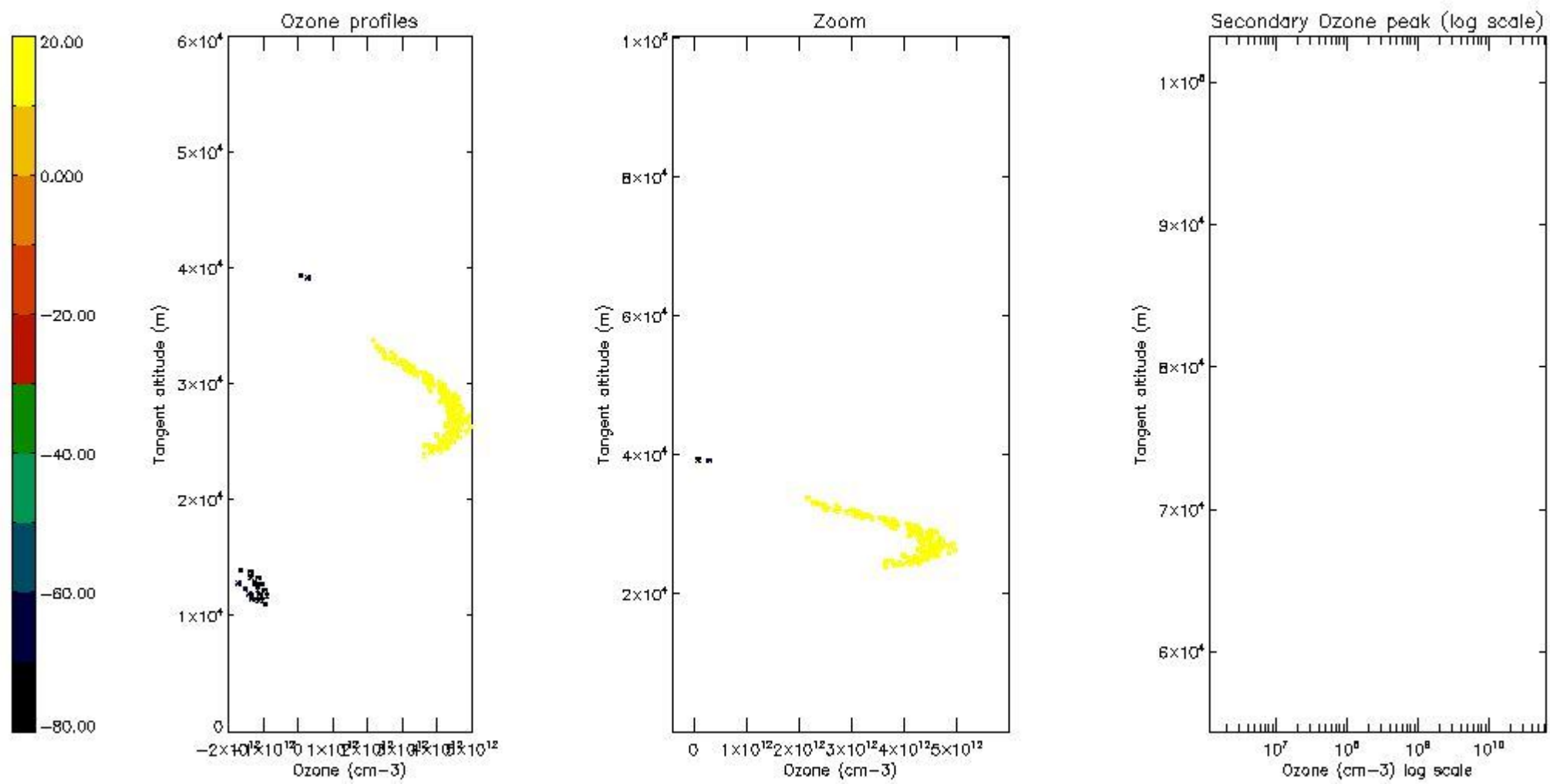
5.4 Plot ozone profiles where STD < 10% (dark without errors)

The colorbar represents the latitude.



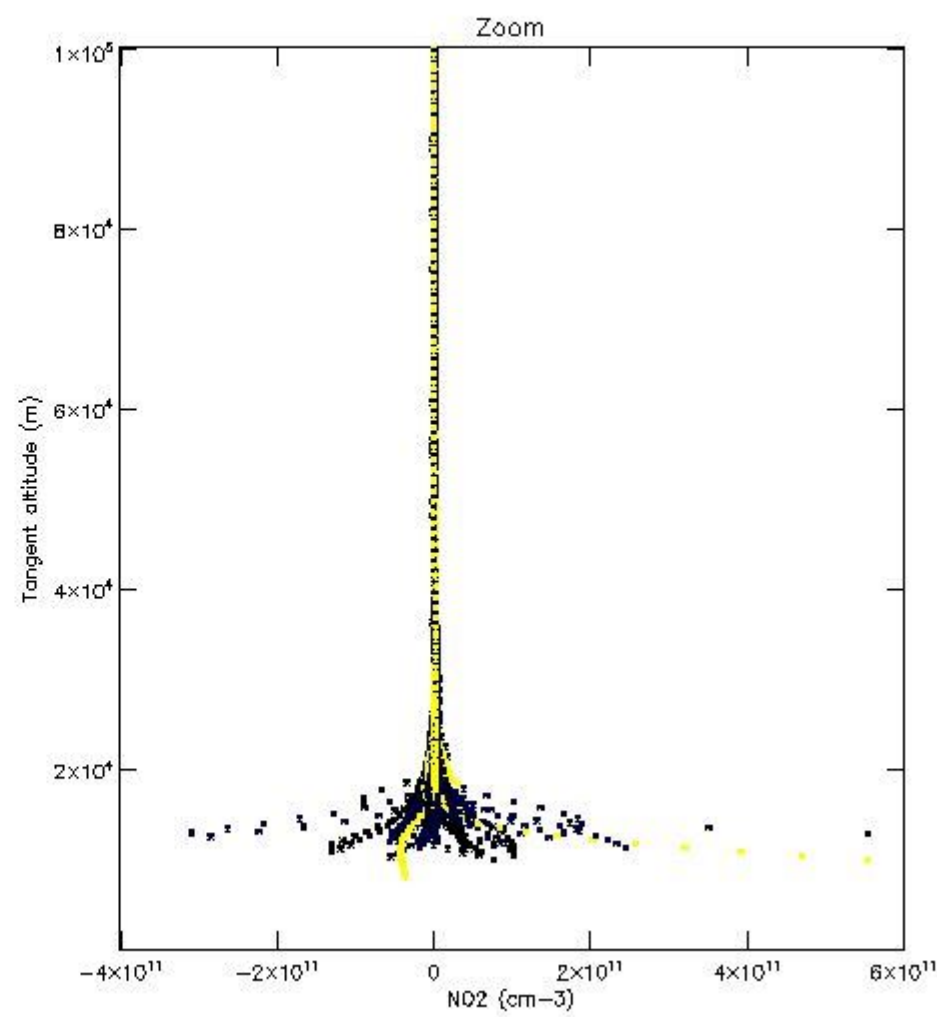
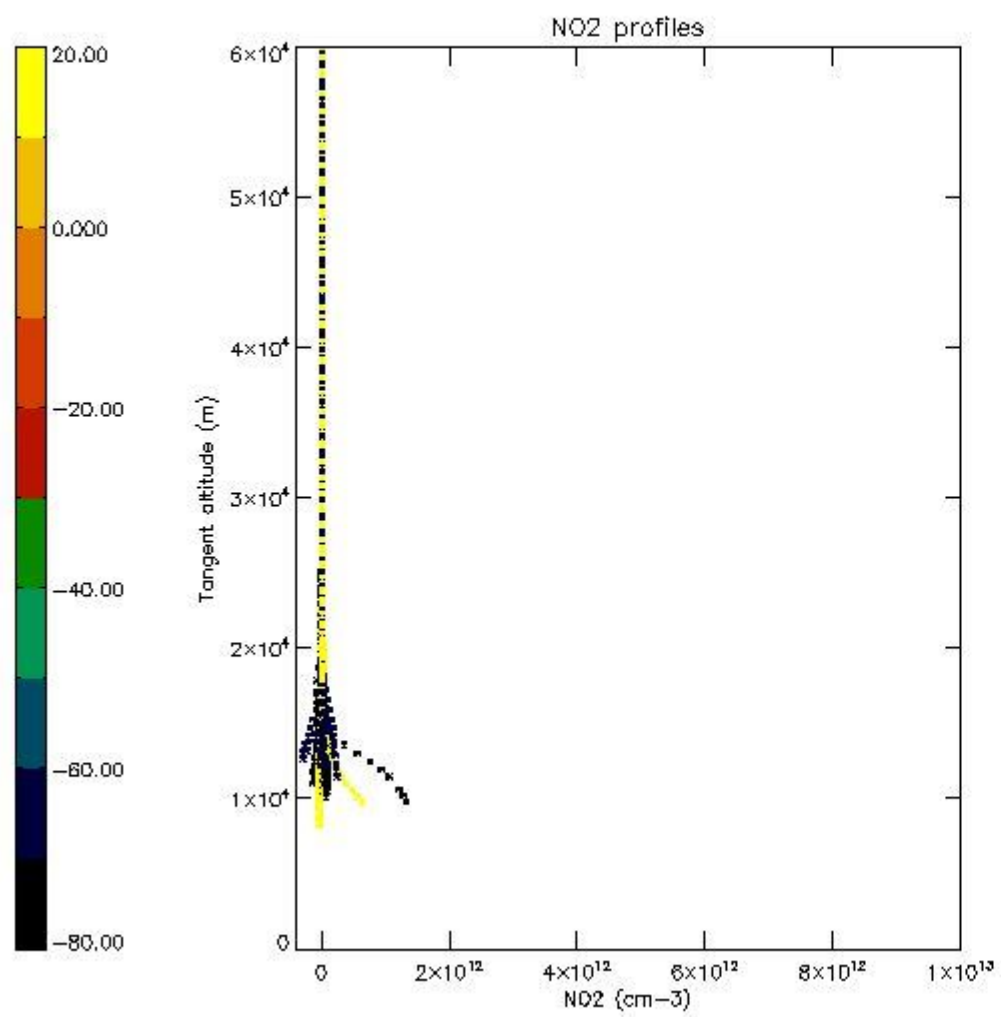
5.5 Plot ozone profiles where STD < 5% (dark without errors)

The colorbar represents the latitude.



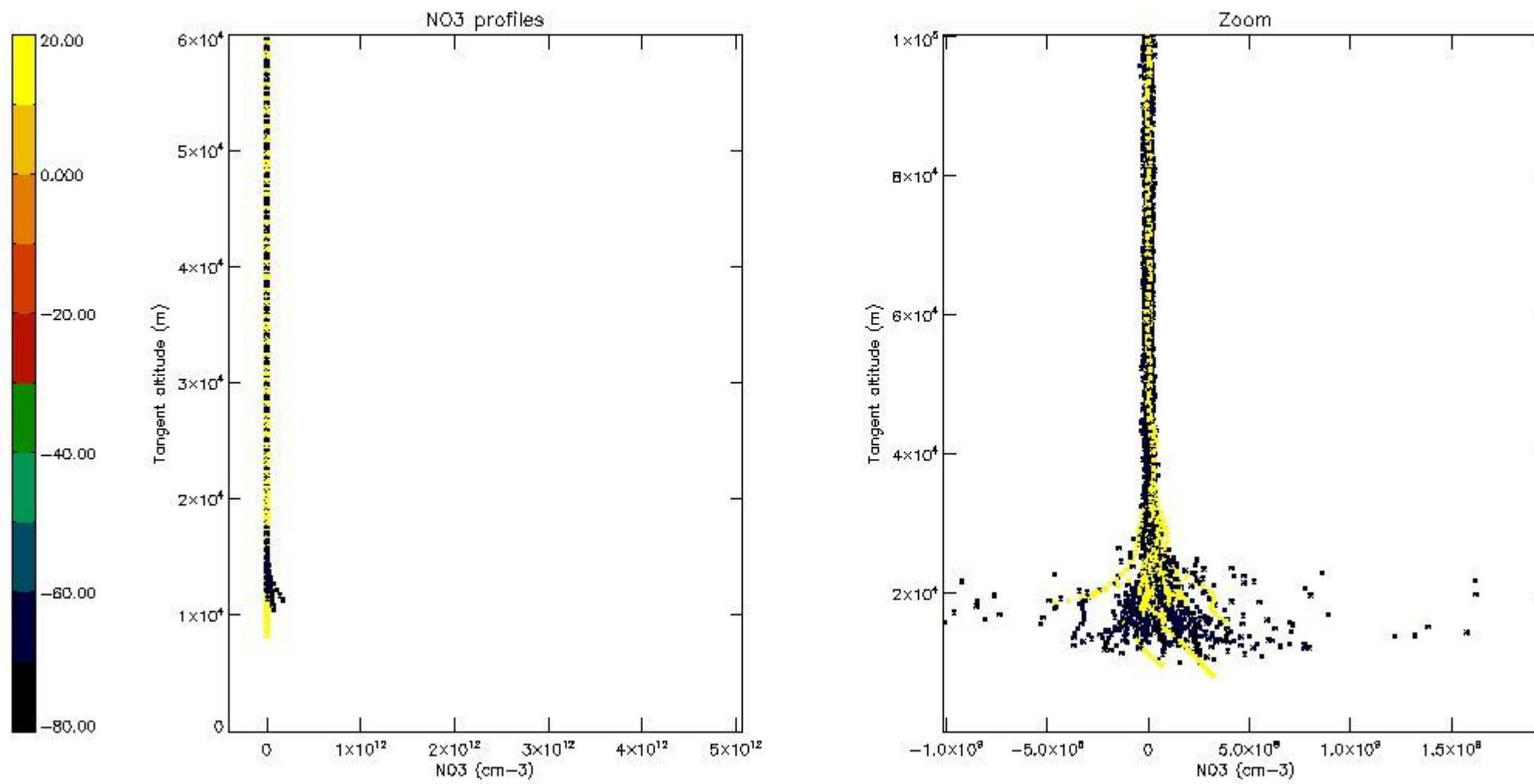
5.6 Plot NO₂ profiles for all STD (dark without errors)

The colorbar represents the latitude.



5.7 Plot NO3 profiles for all STD (dark without errors)

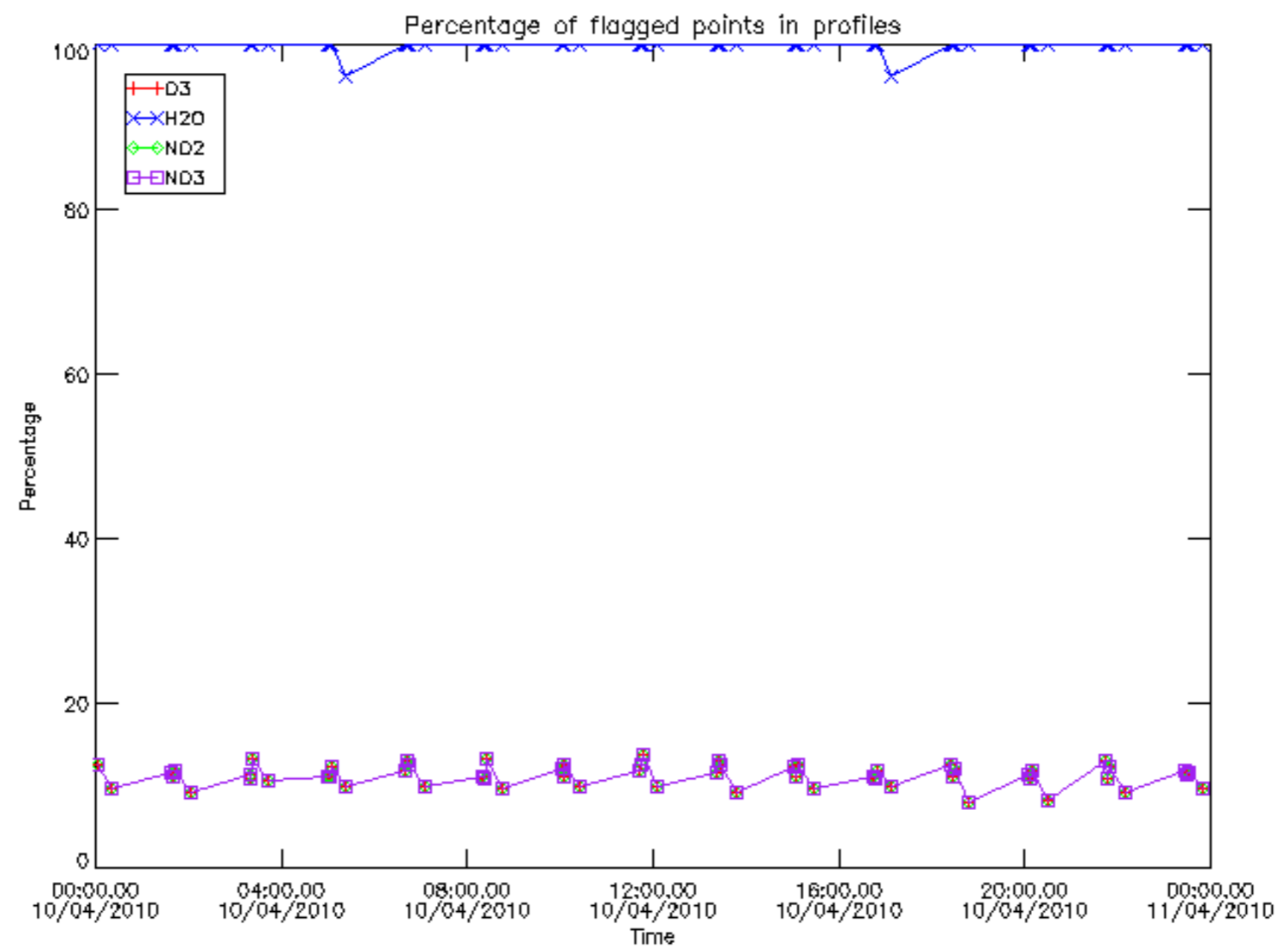
The colorbar represents the latitude.



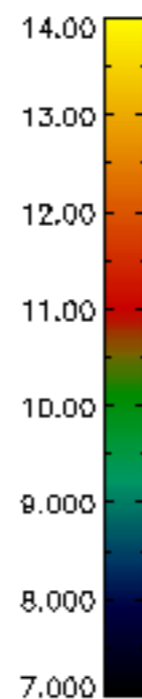
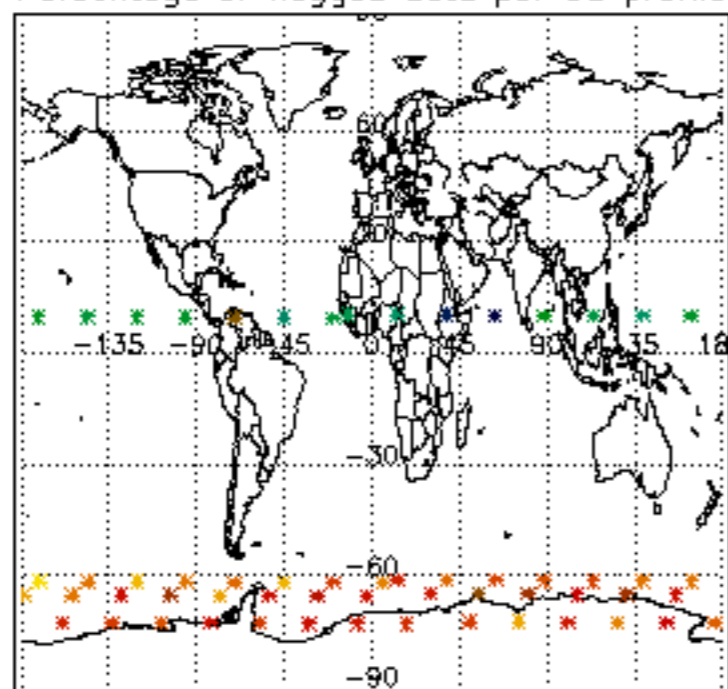
6. Auxiliary Data Files used for the production reported in section 2

The number reported in the third column indicates since which file (see list in section 2) the corresponding auxiliary file has been used. The fourth column is the date of those product files.

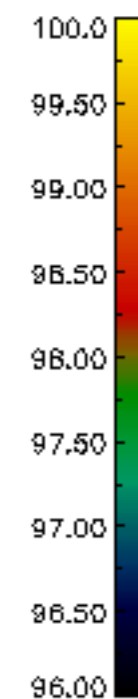
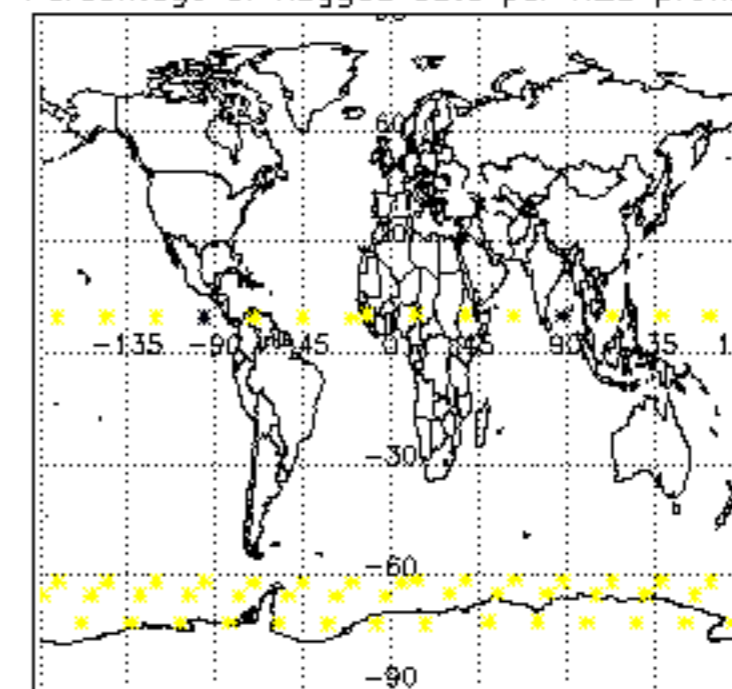
Type	Auxiliary Filename	Used since product	Used since product date
INST_PHYS_CHARACTERISTICS	GOM_INS_AXVIEC20091111_143220_20030716_120000_20500101_000000	1	10-APR-2010 00:02:15
LEVEL-2_PROC_CONFIG	GOM_PR2_AXVIEC20091111_152718_20020301_000000_20500101_000000	1	10-APR-2010 00:02:15
CROSS_SECTIONS_FILE	GOM_CRS_AXVIEC20091111_154832_20020301_000000_20500101_000000	1	10-APR-2010 00:02:15



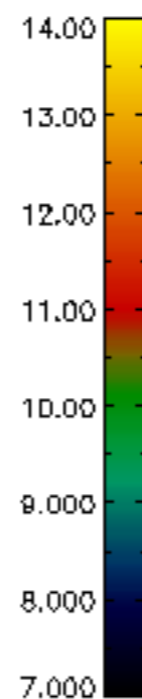
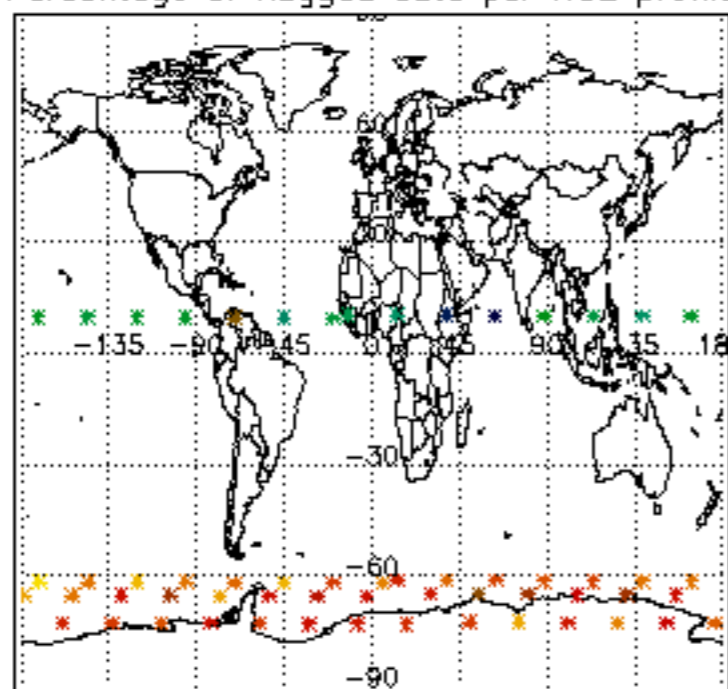
Percentage of flagged data per D3 profile



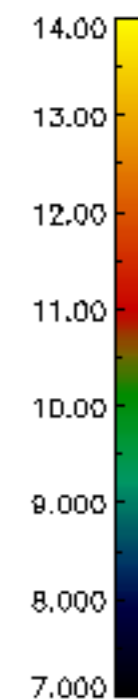
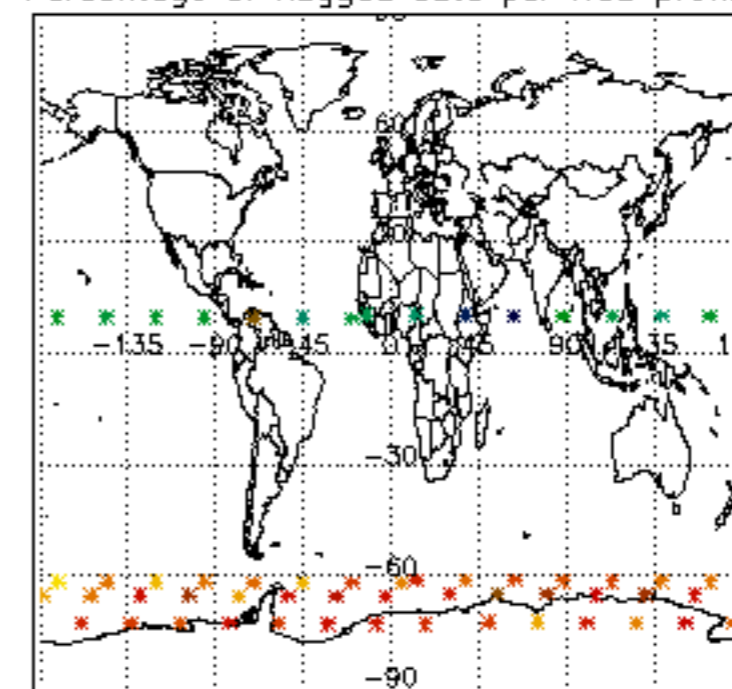
Percentage of flagged data per H2O profile

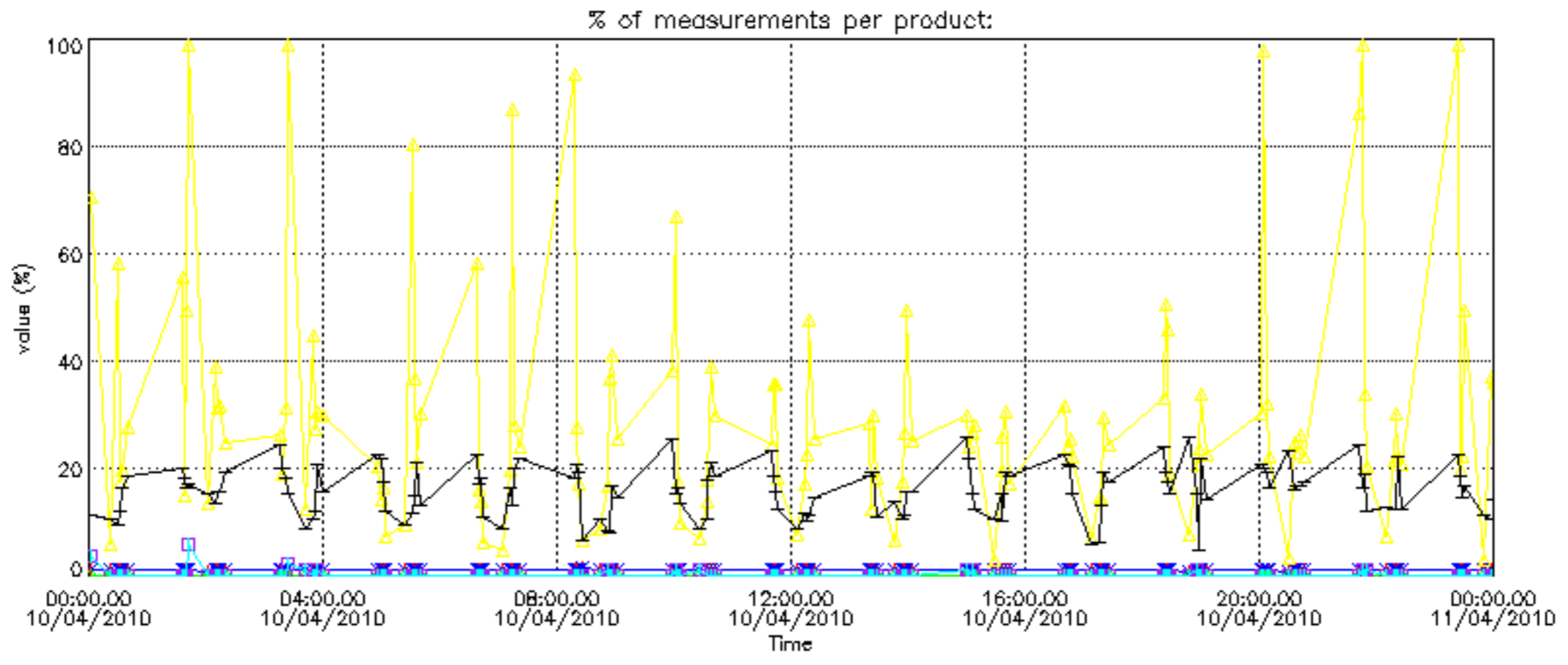


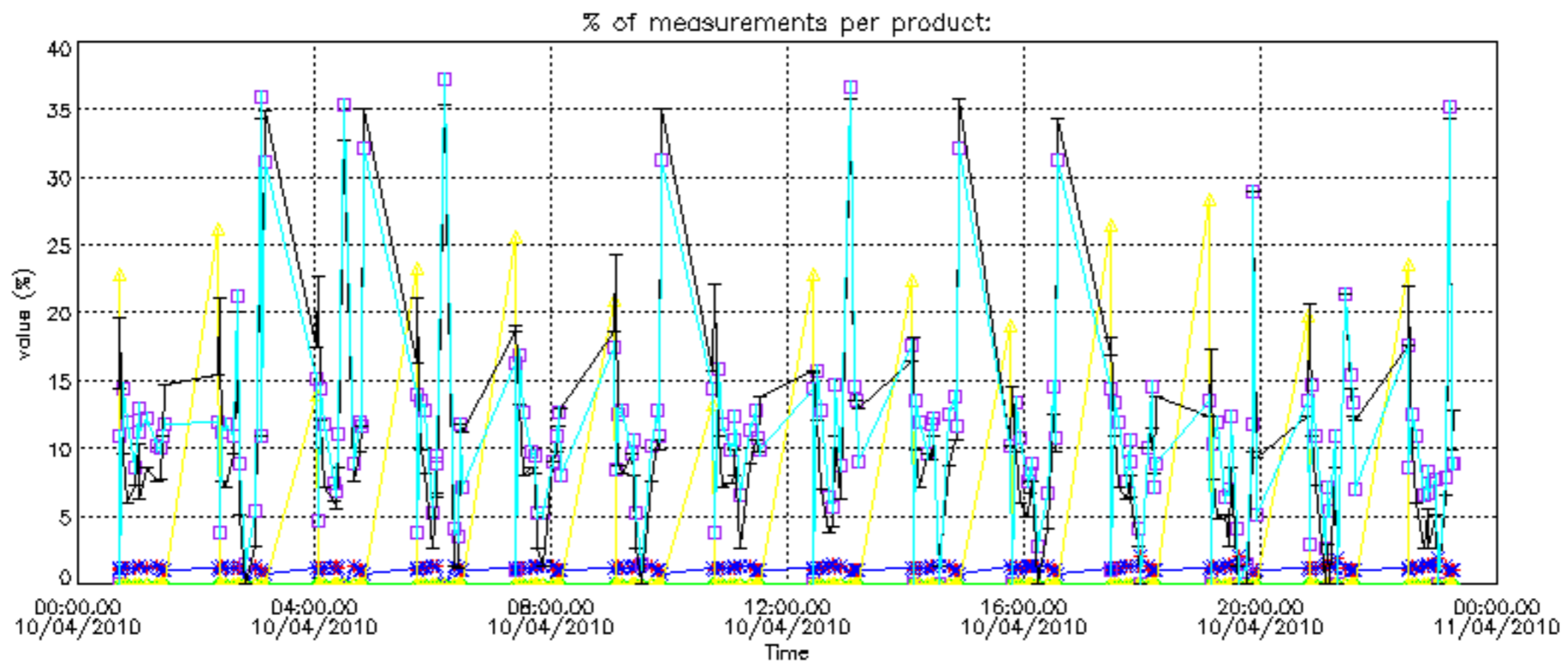
Percentage of flagged data per NO2 profile



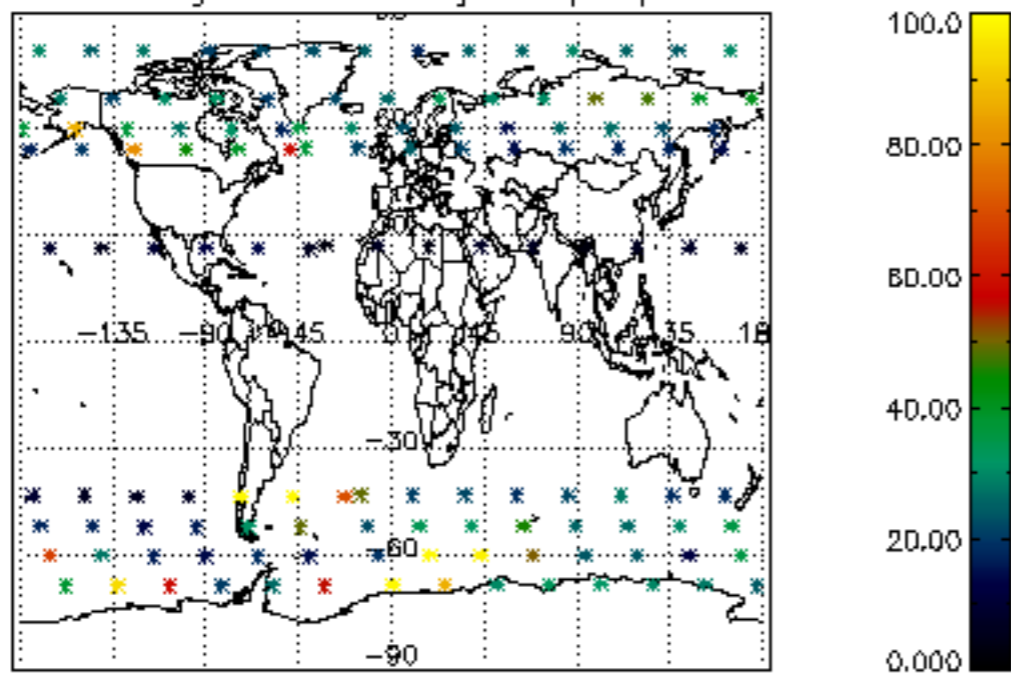
Percentage of flagged data per NO3 profile



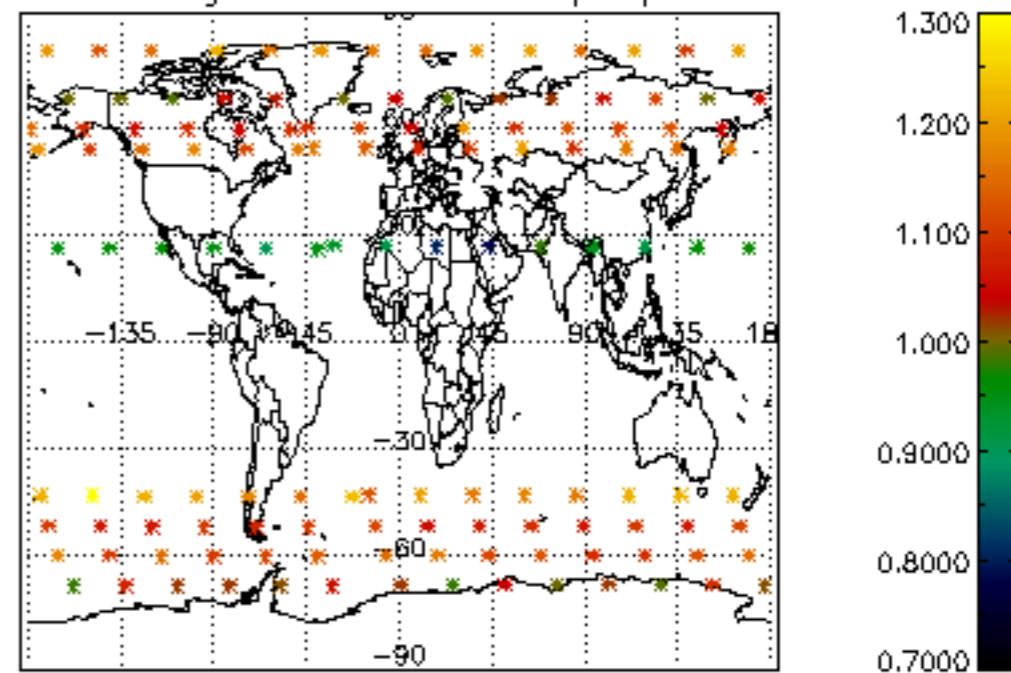




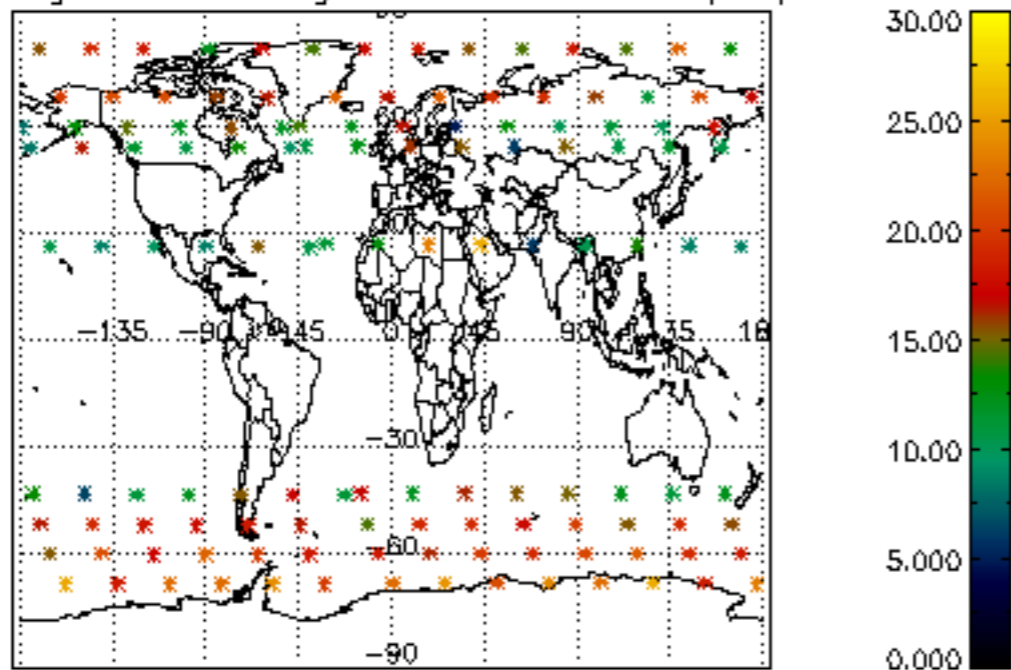
Percentage of cosmic ray hits per profile



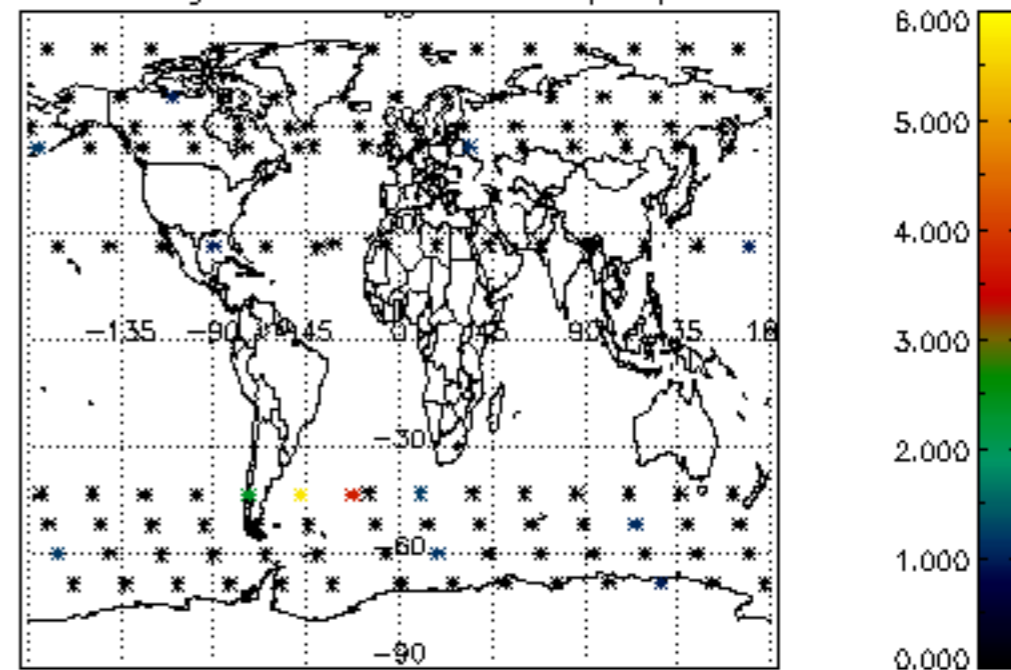
Percentage of datation errors per profile



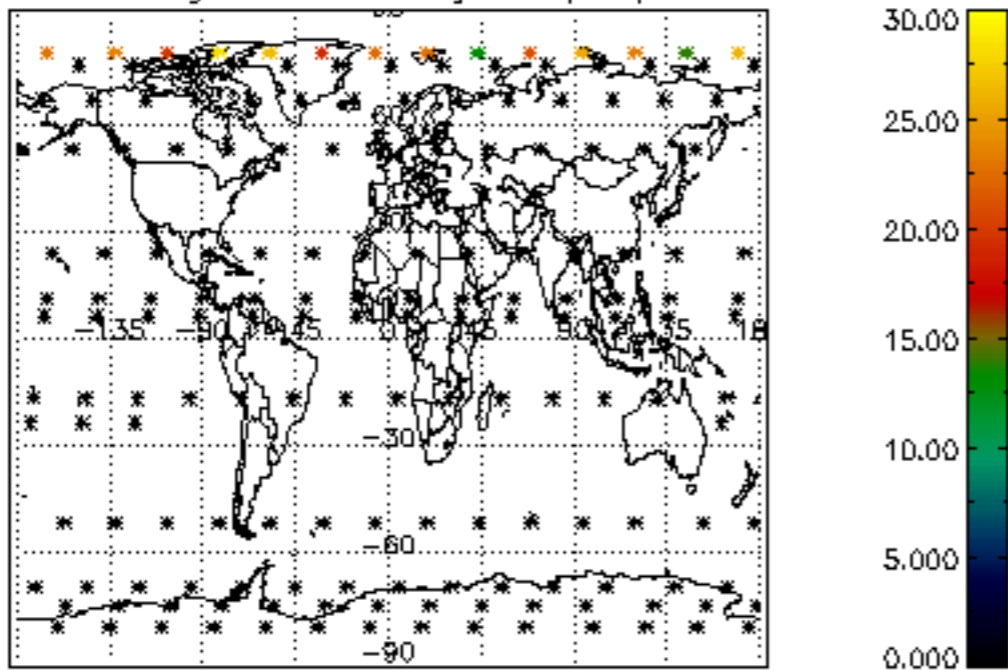
Percentage of star falling outside central band per profile



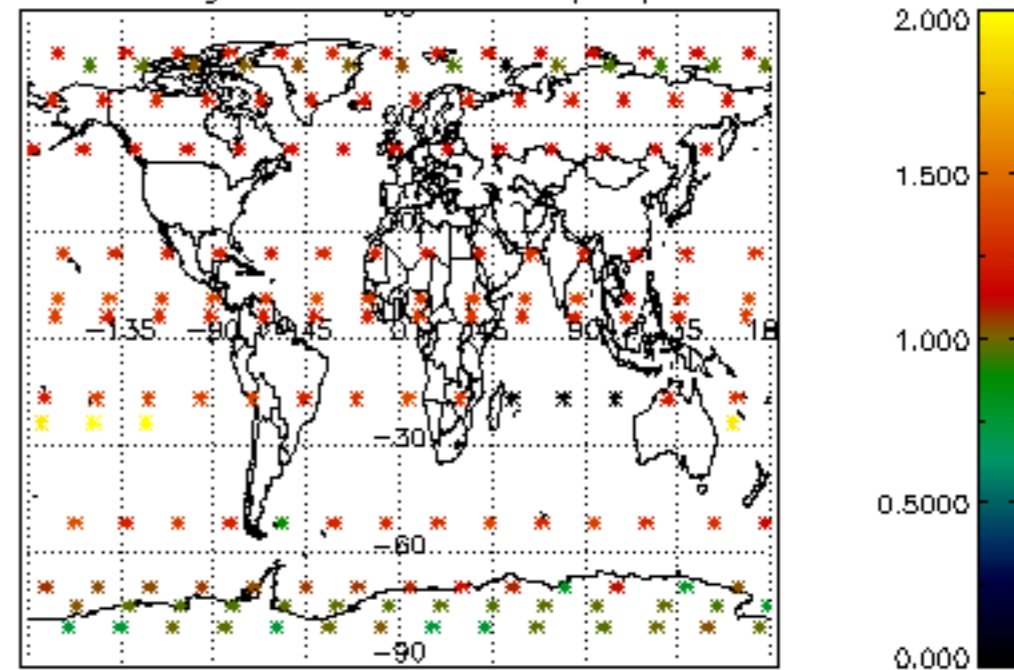
Percentage of saturation errors per profile



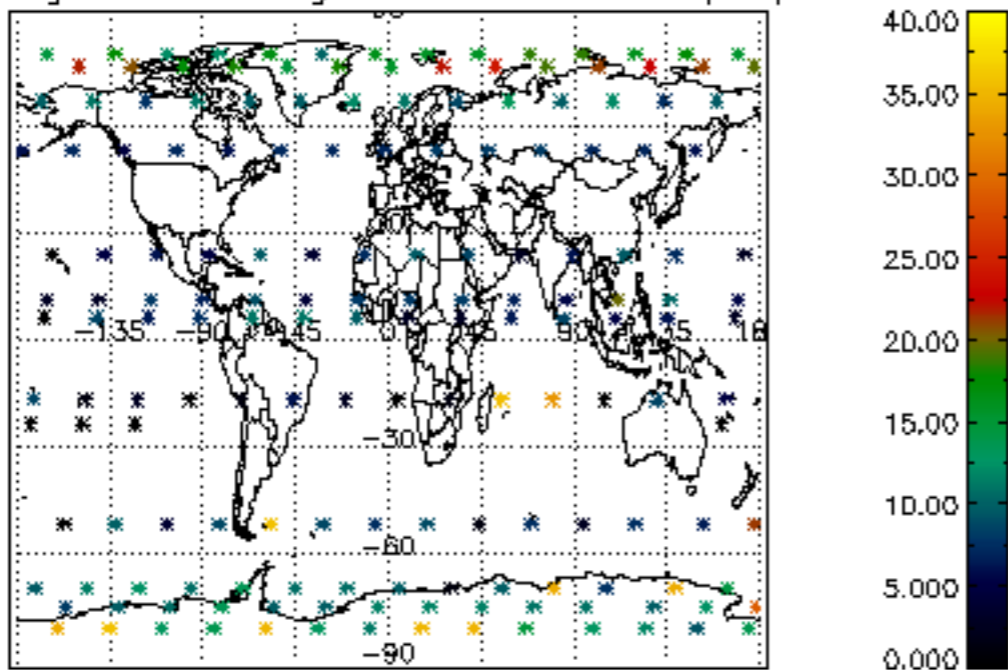
Percentage of cosmic ray hits per profile



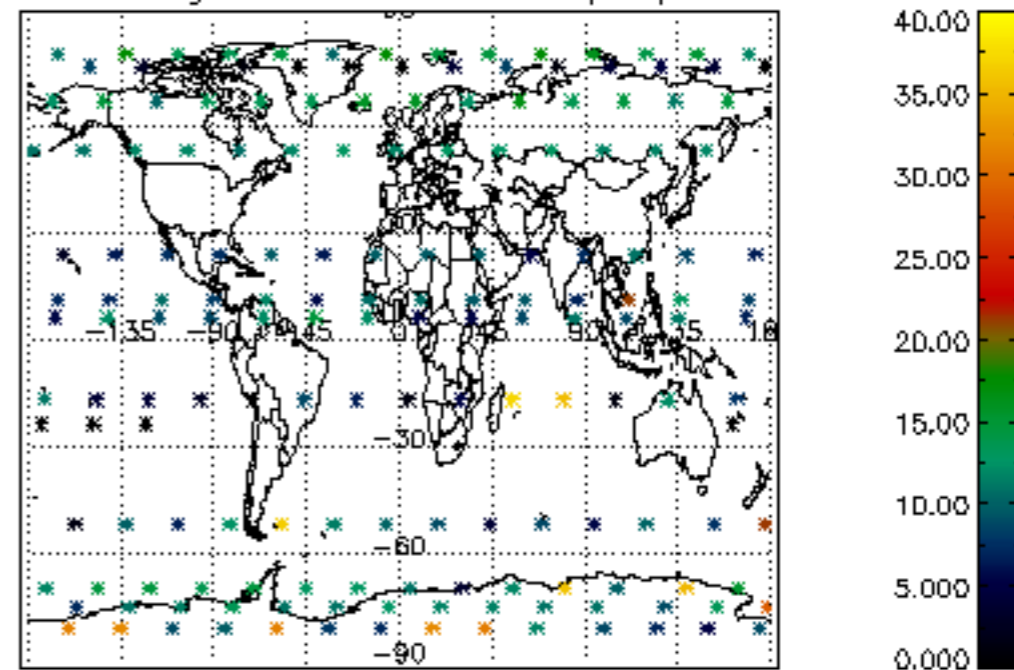
Percentage of datation errors per profile

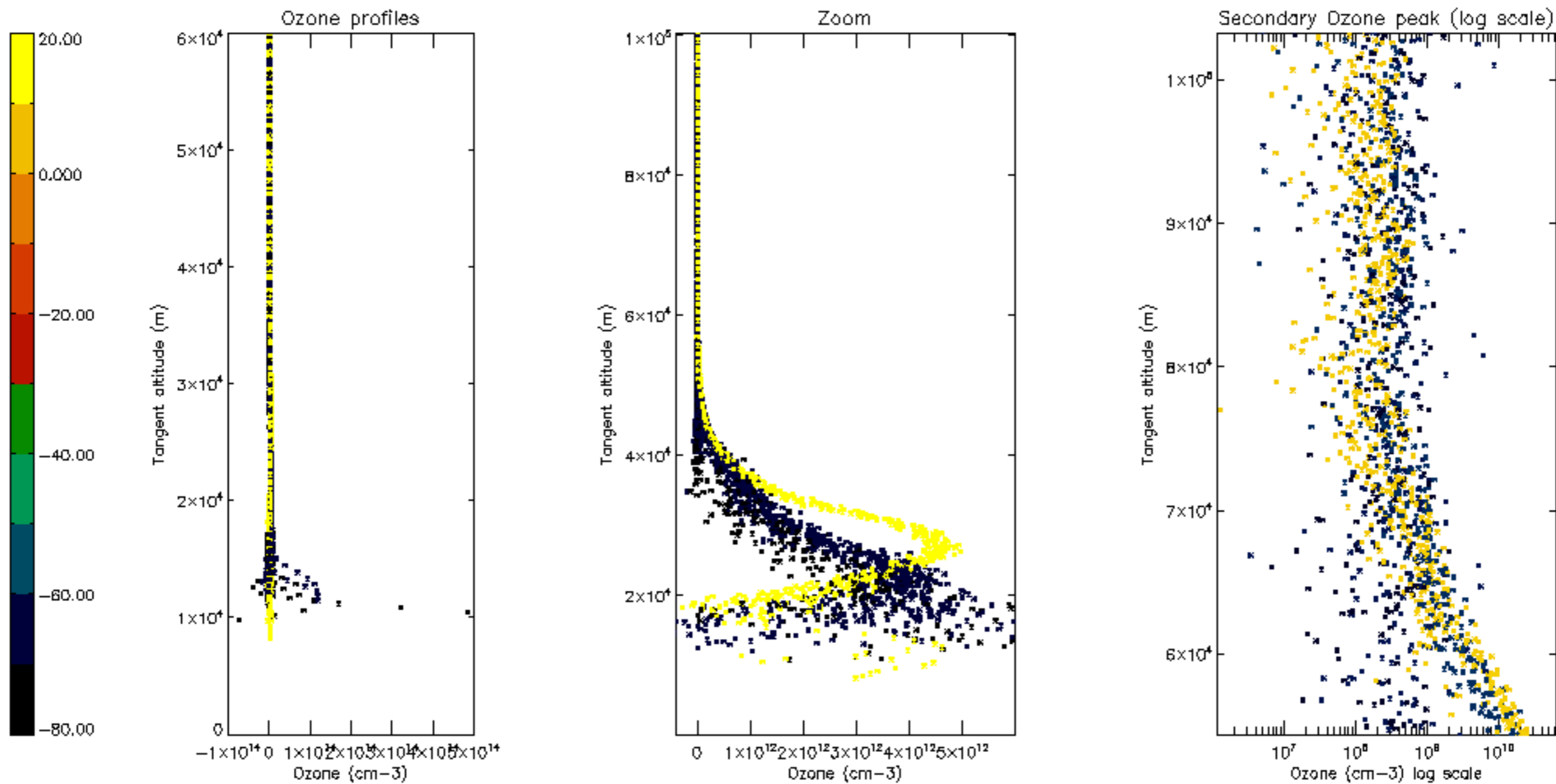


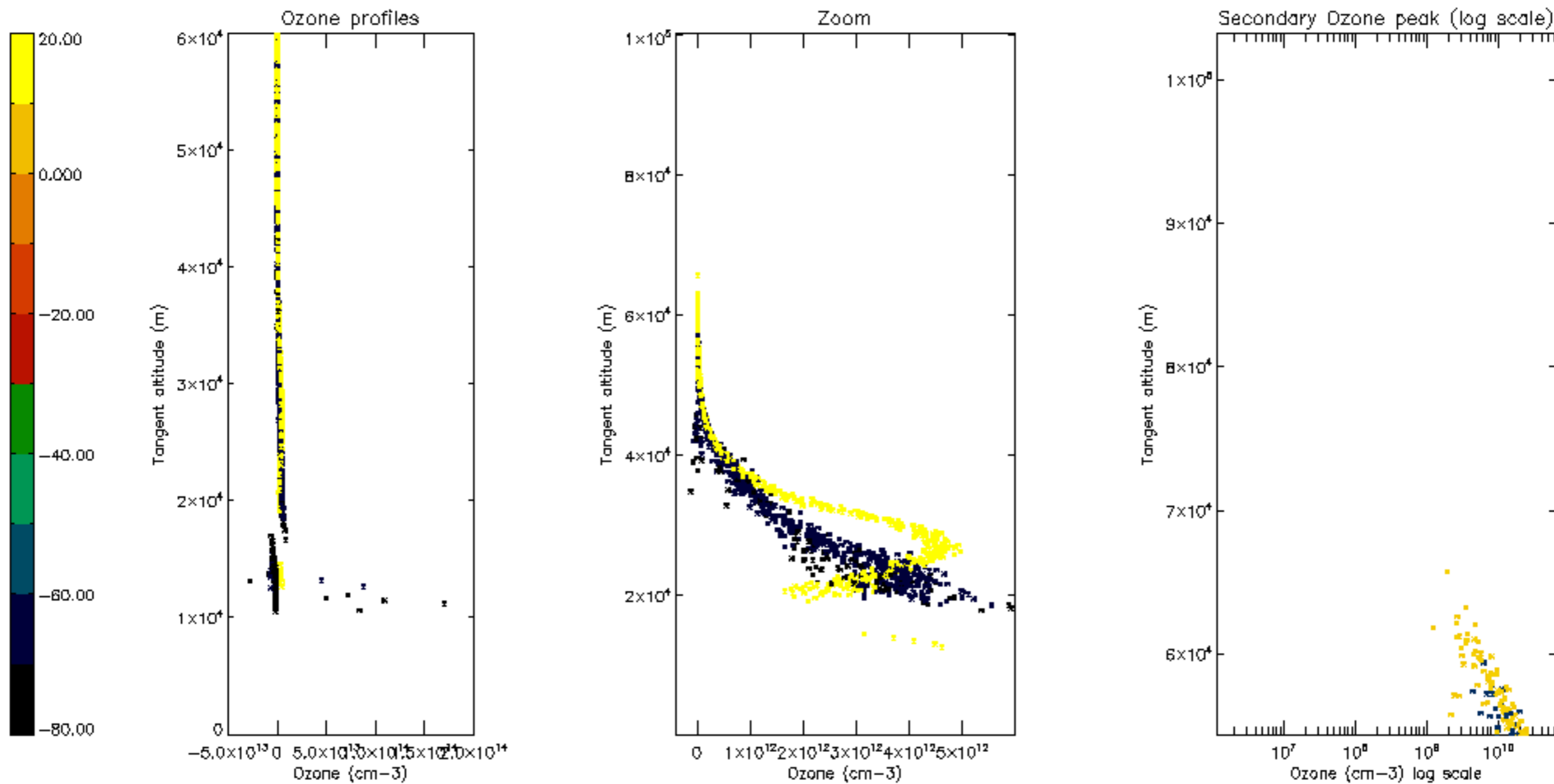
Percentage of star falling outside central band per profile

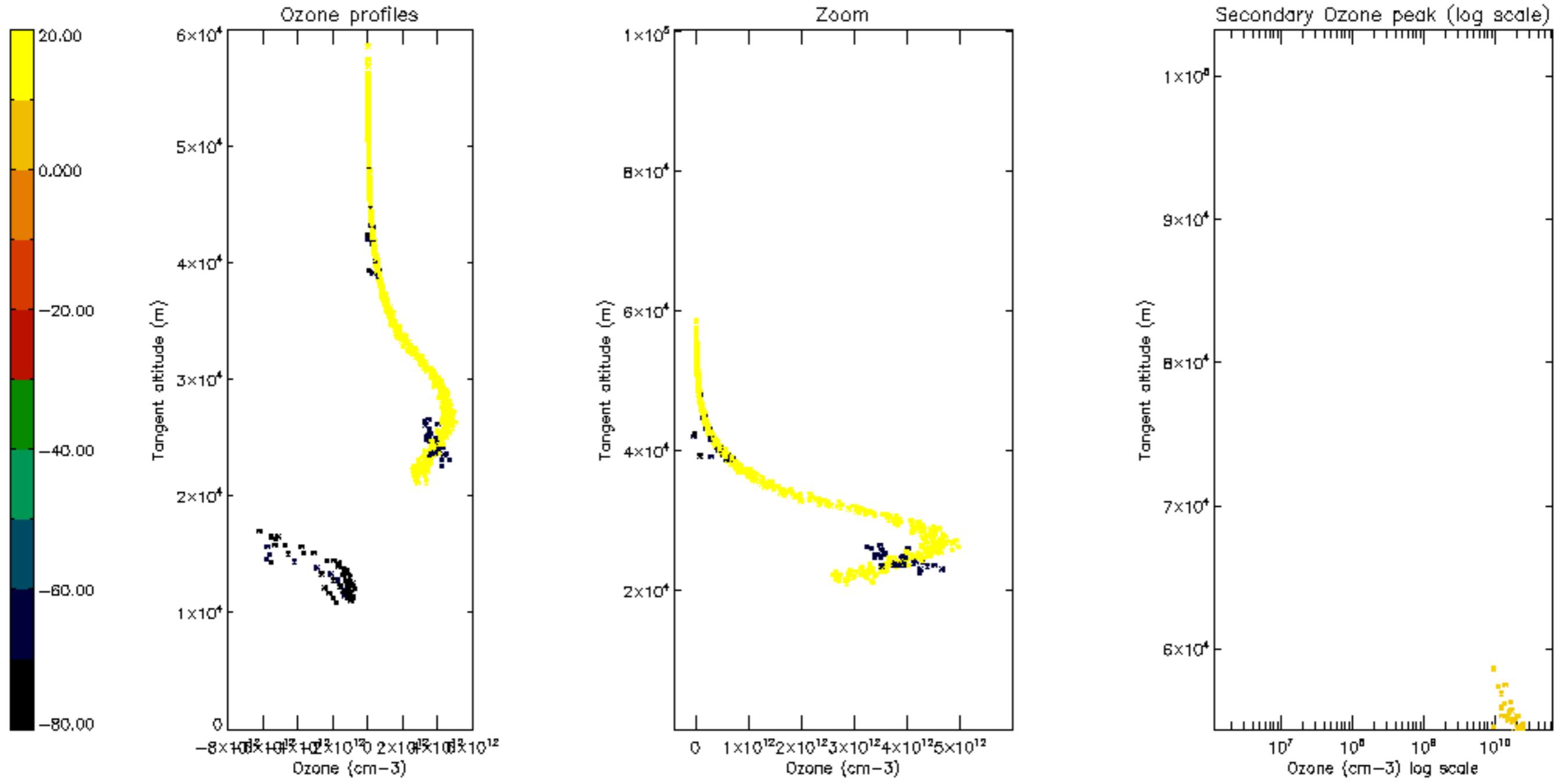


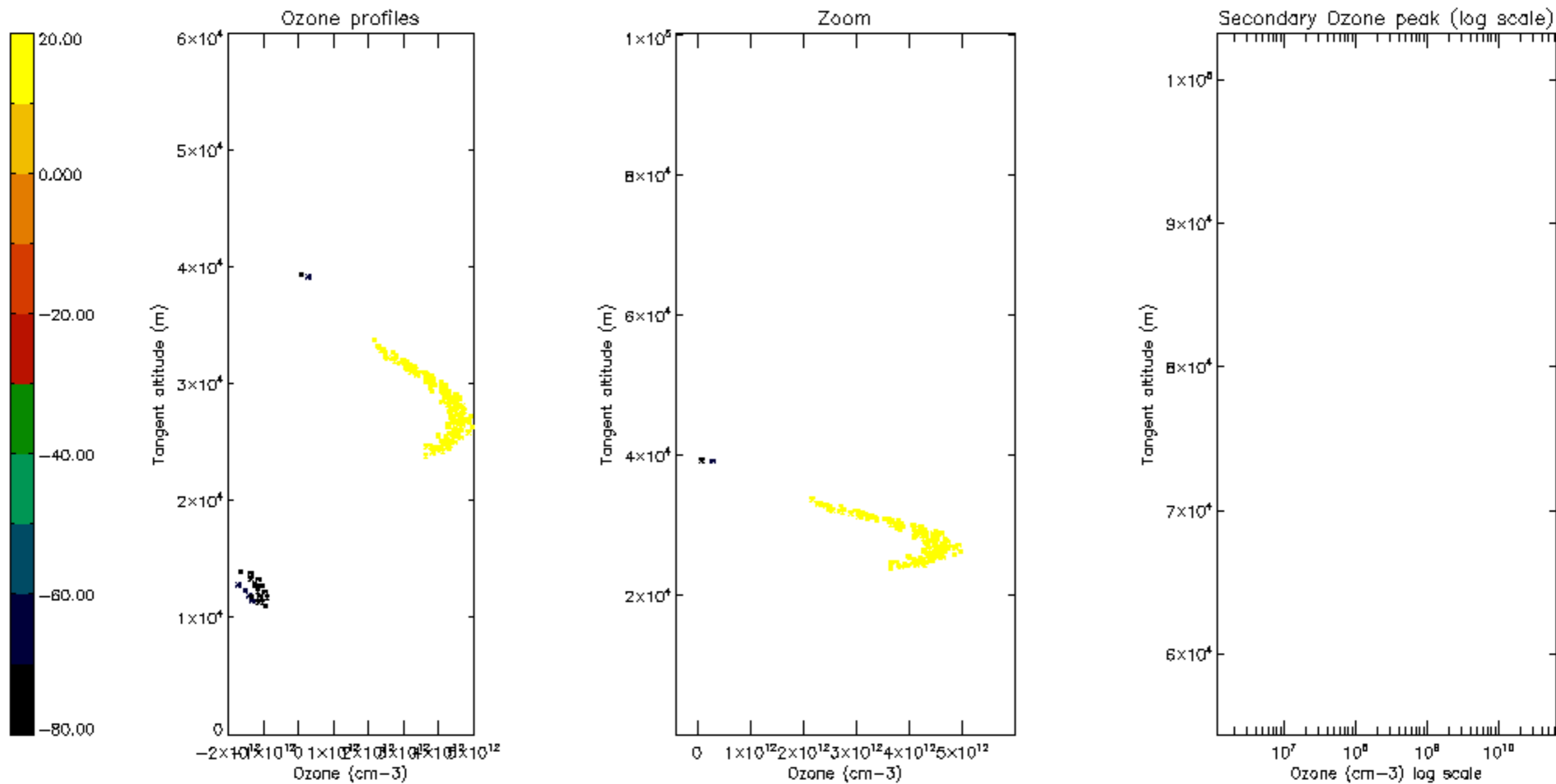
Percentage of saturation errors per profile

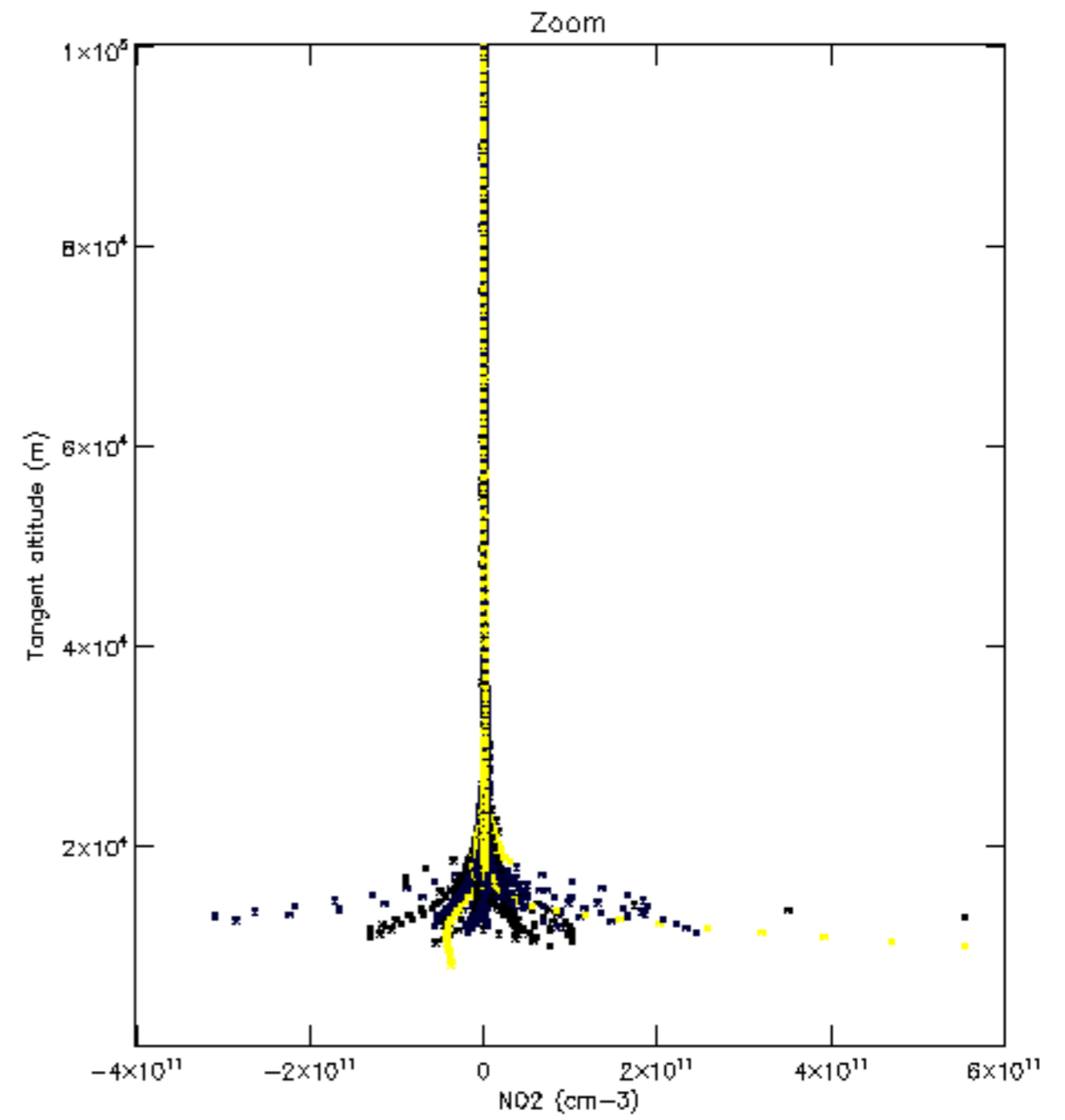
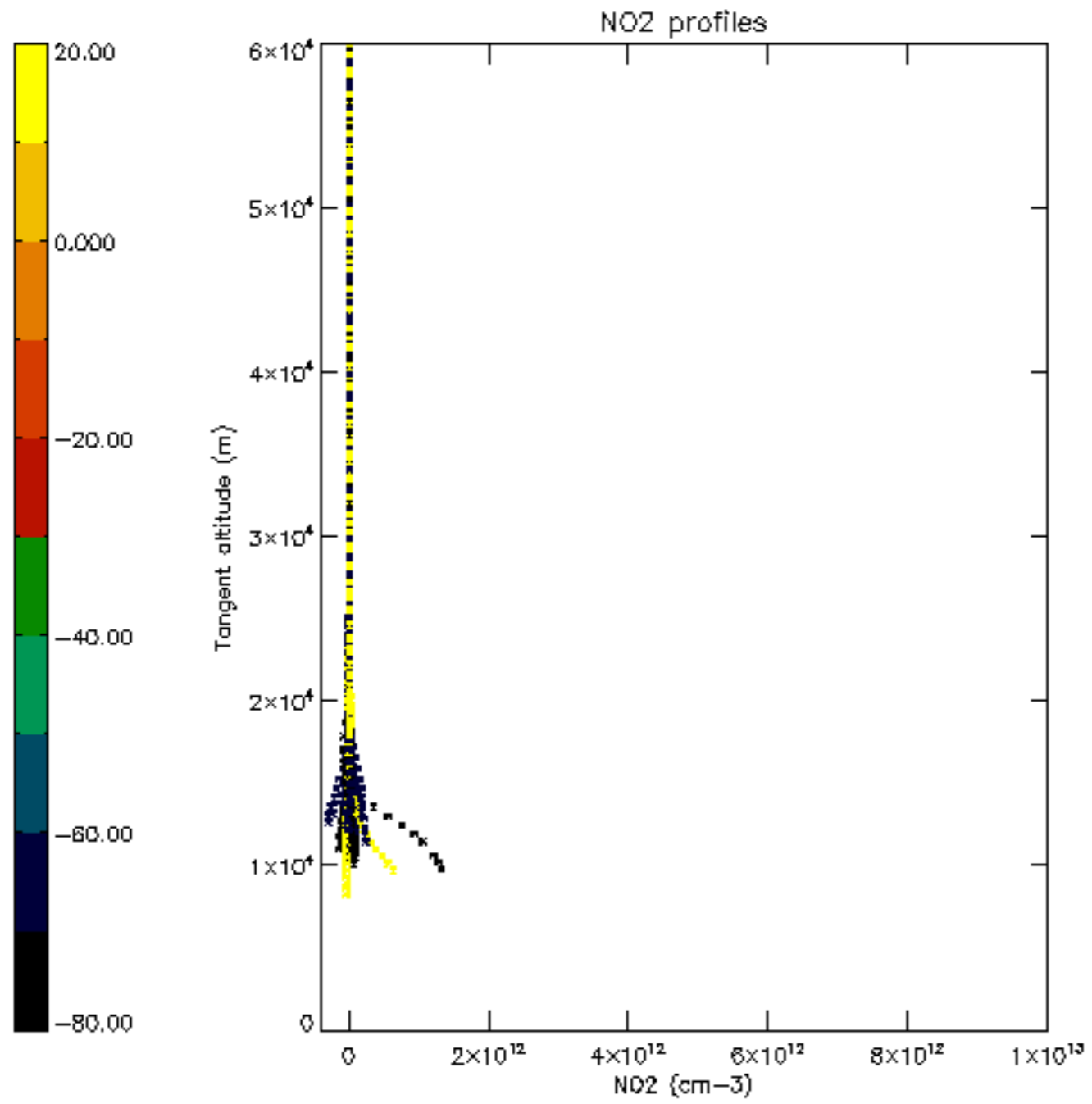


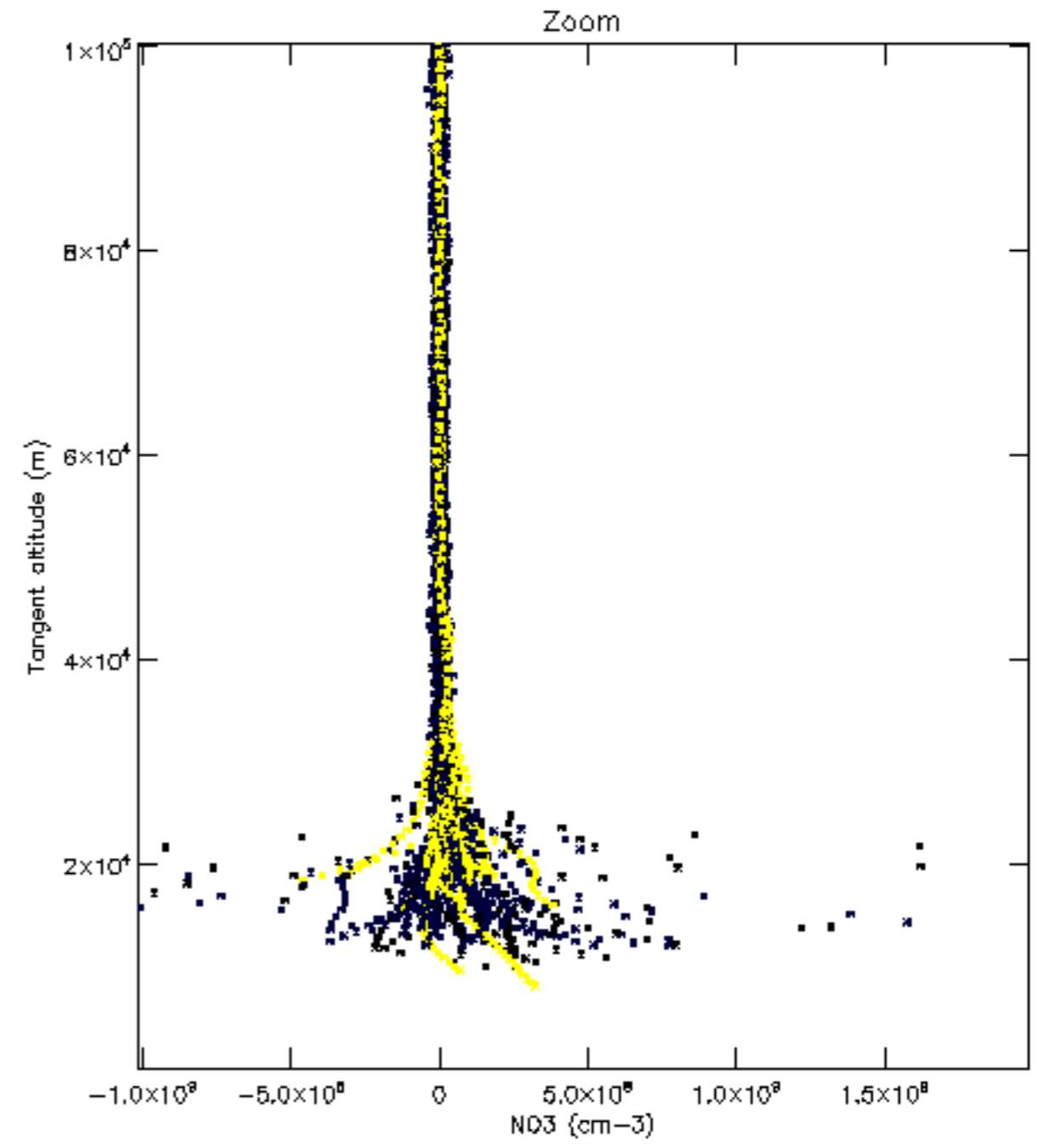
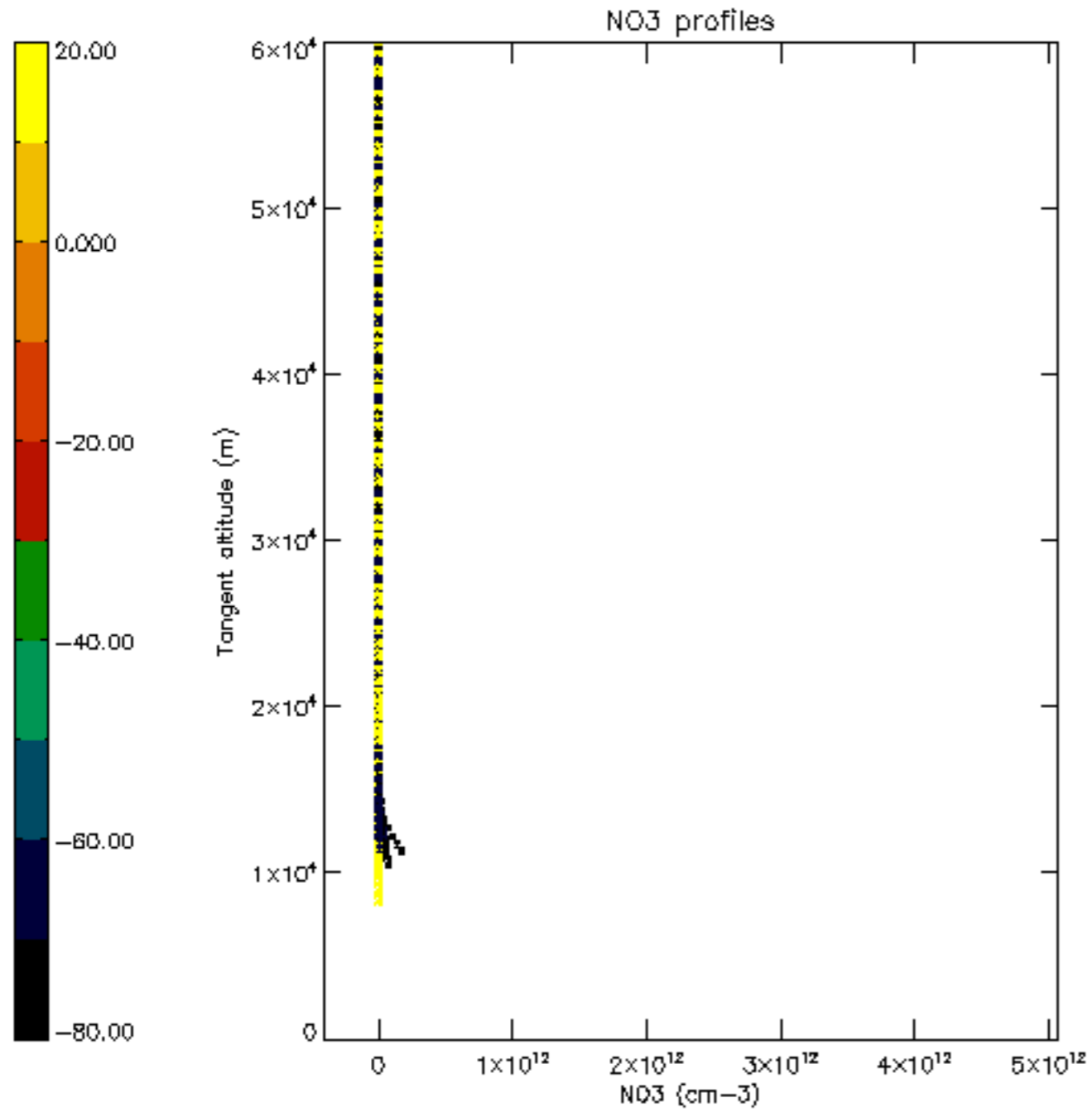


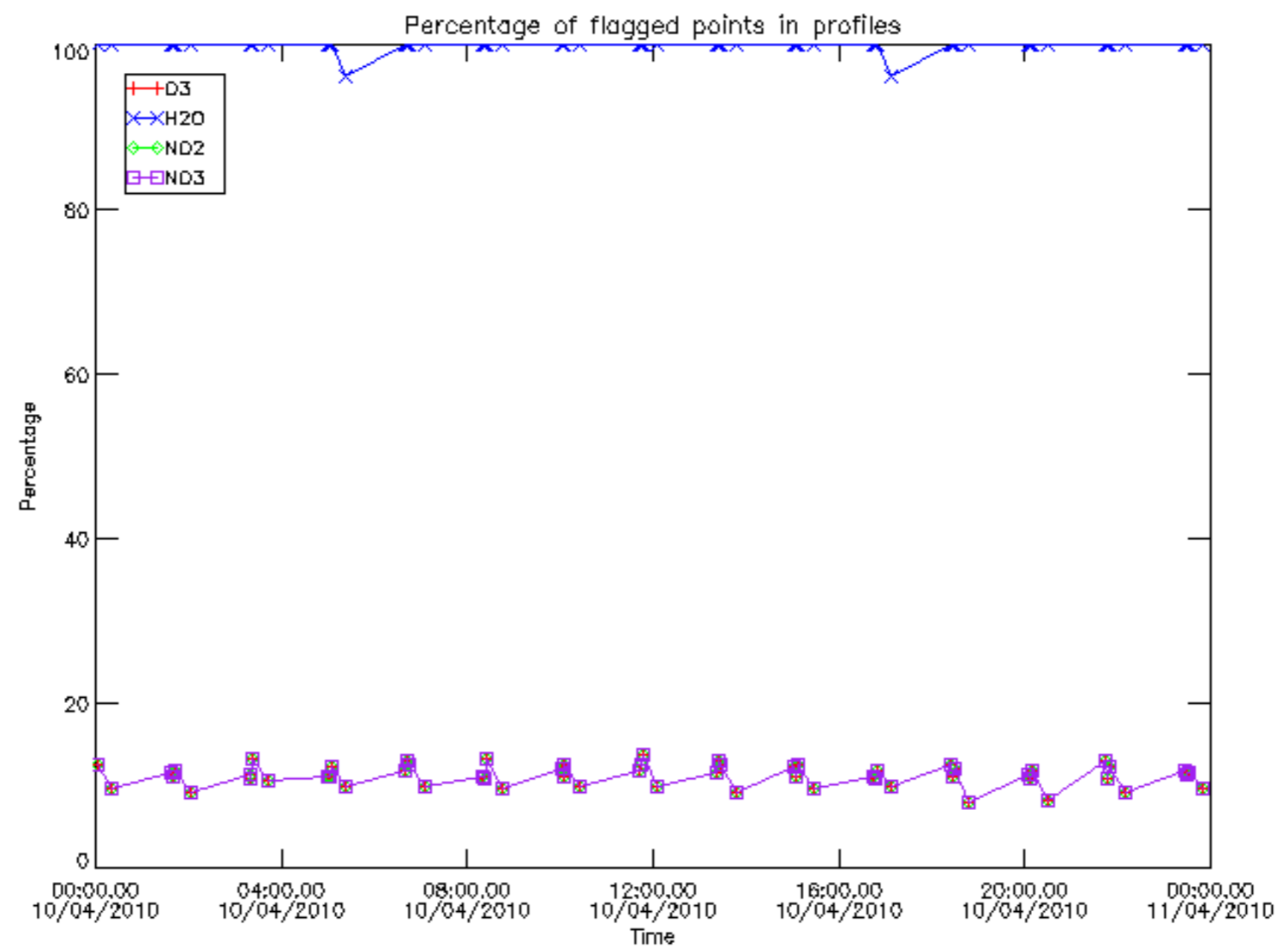




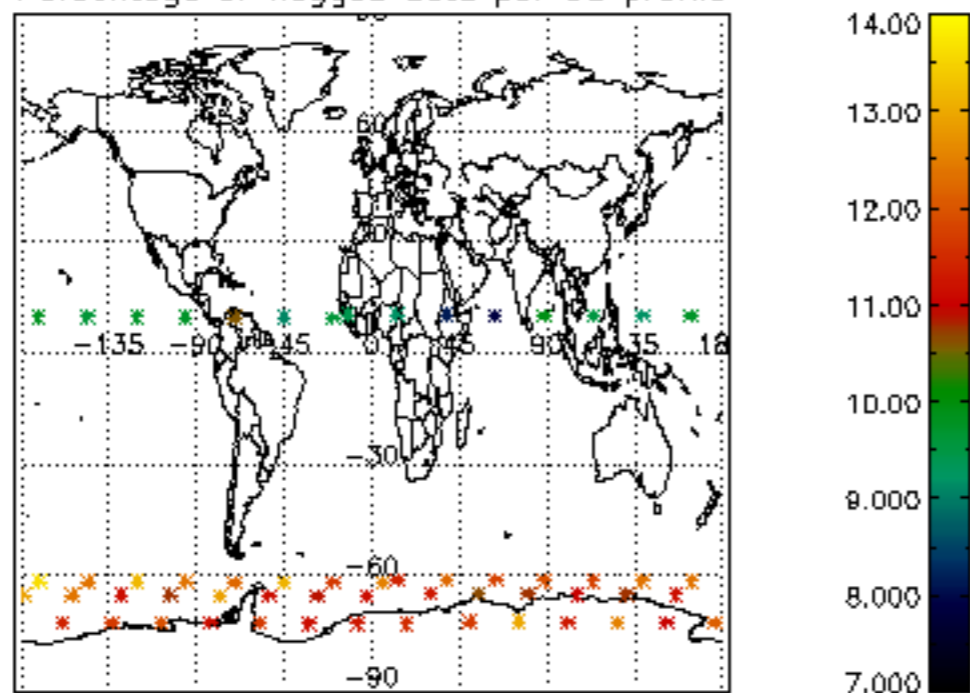




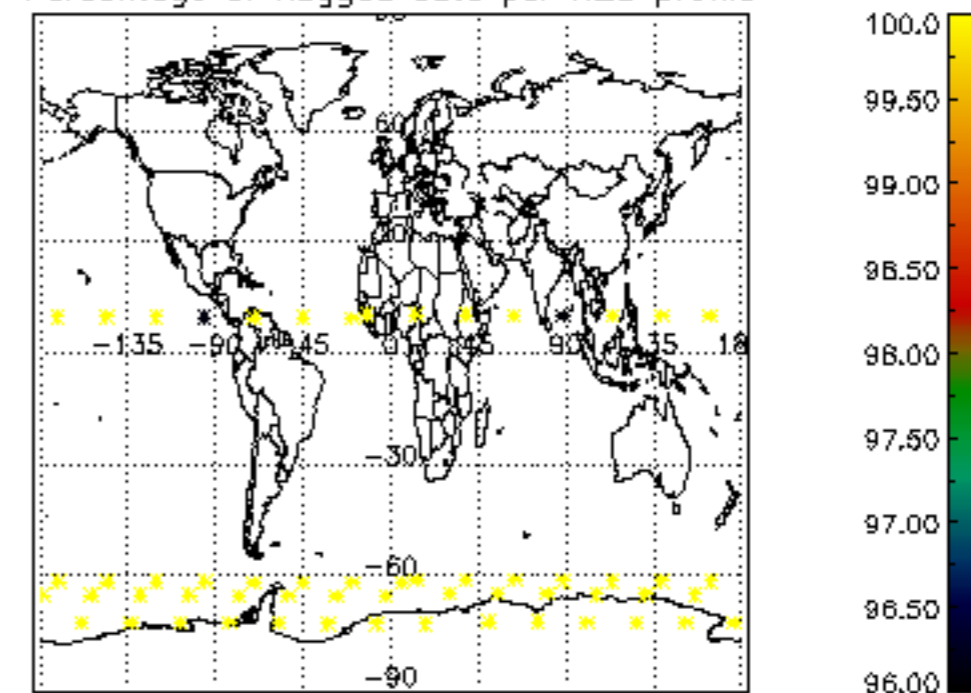




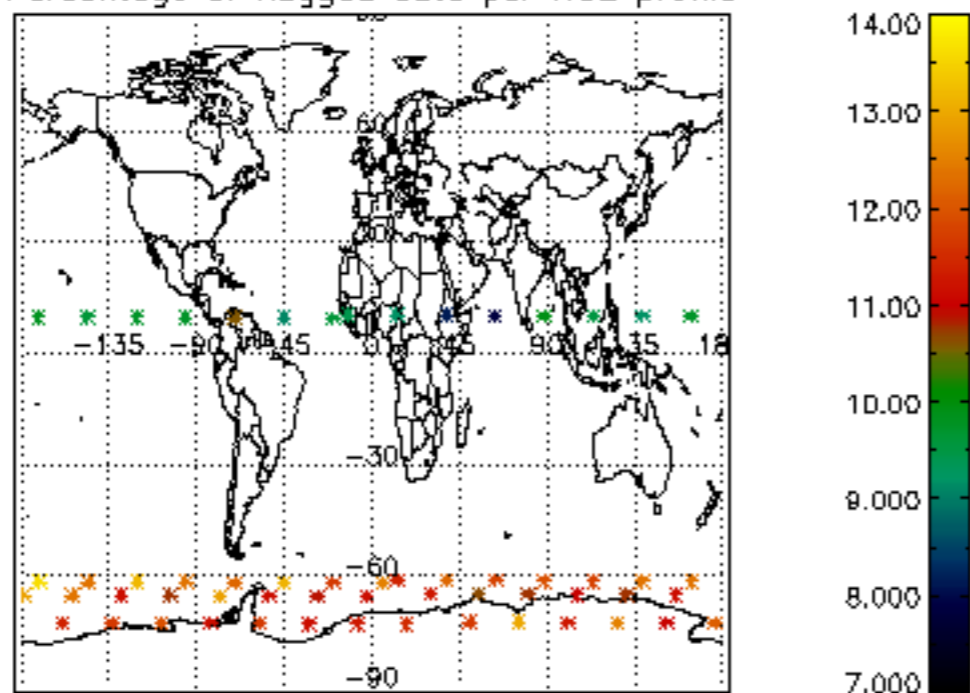
Percentage of flagged data per D3 profile



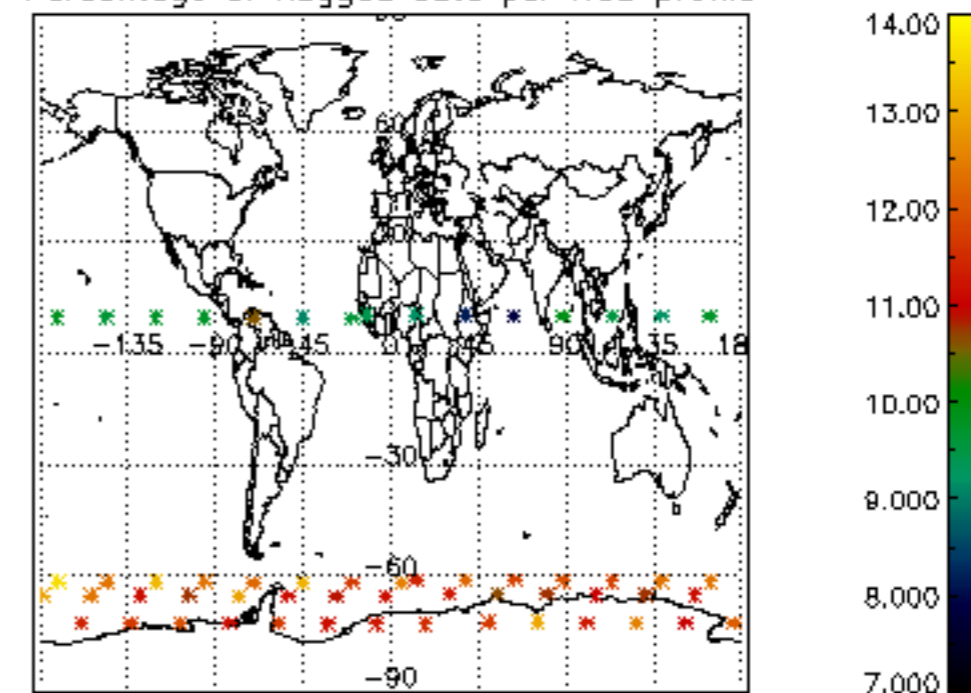
Percentage of flagged data per H2O profile

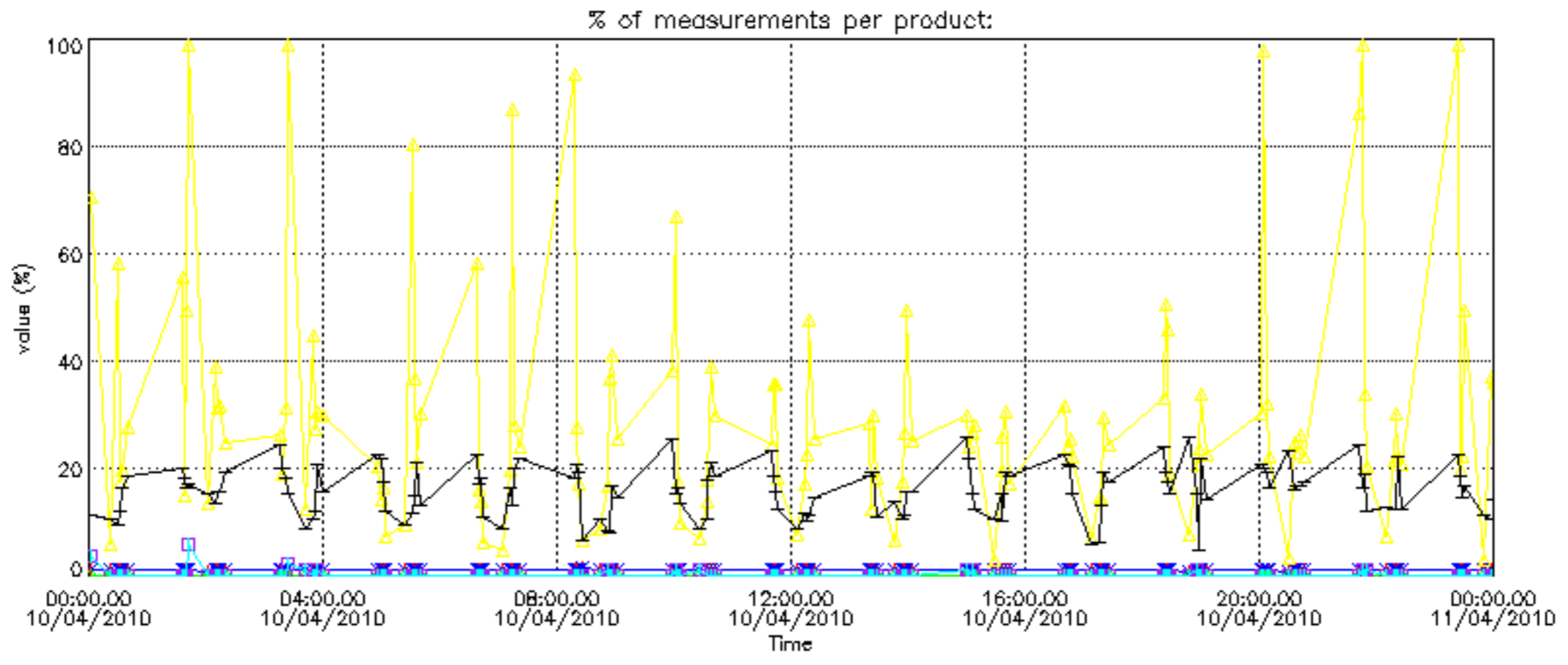


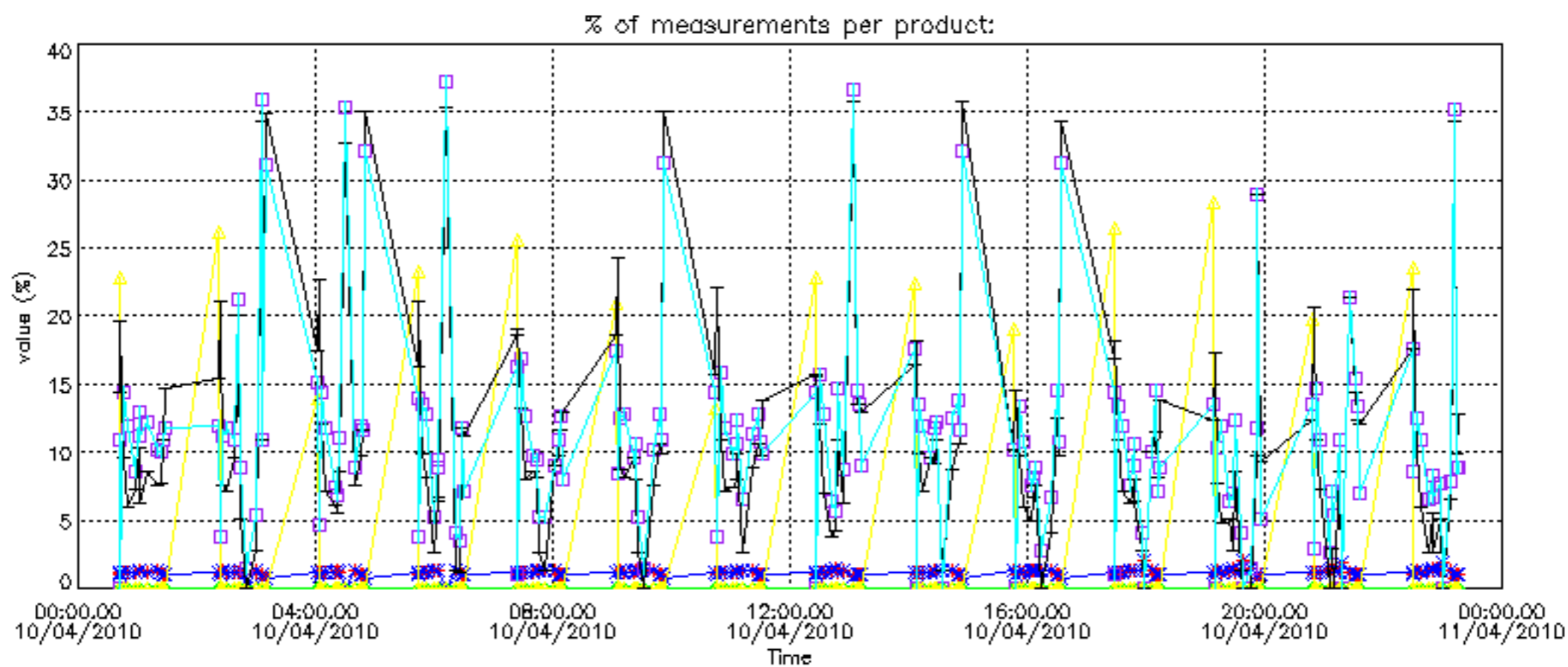
Percentage of flagged data per NO2 profile



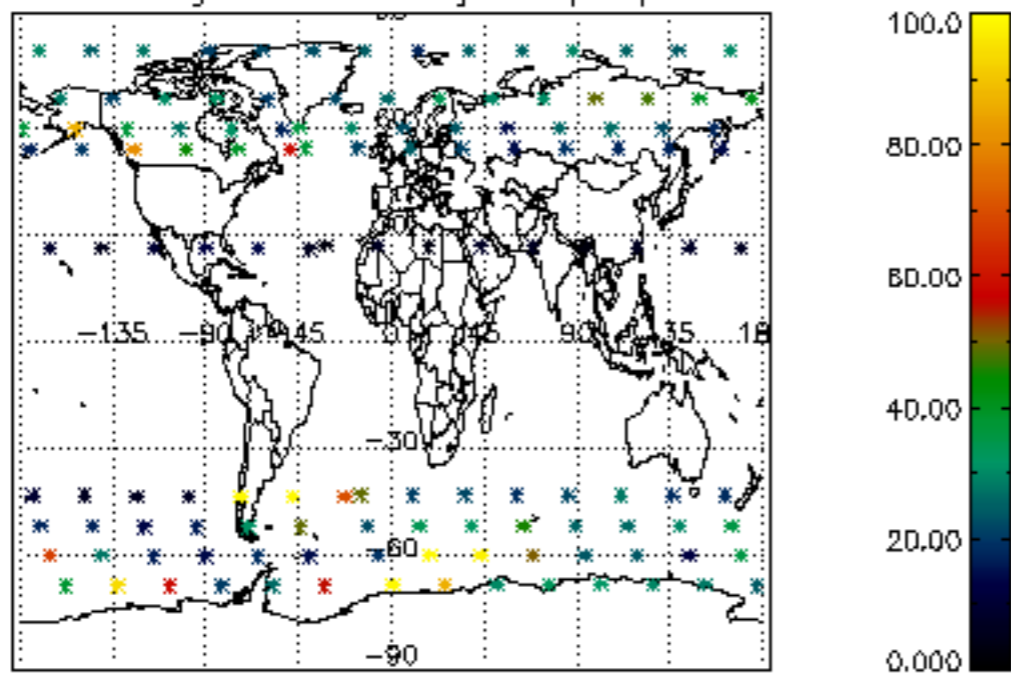
Percentage of flagged data per NO3 profile



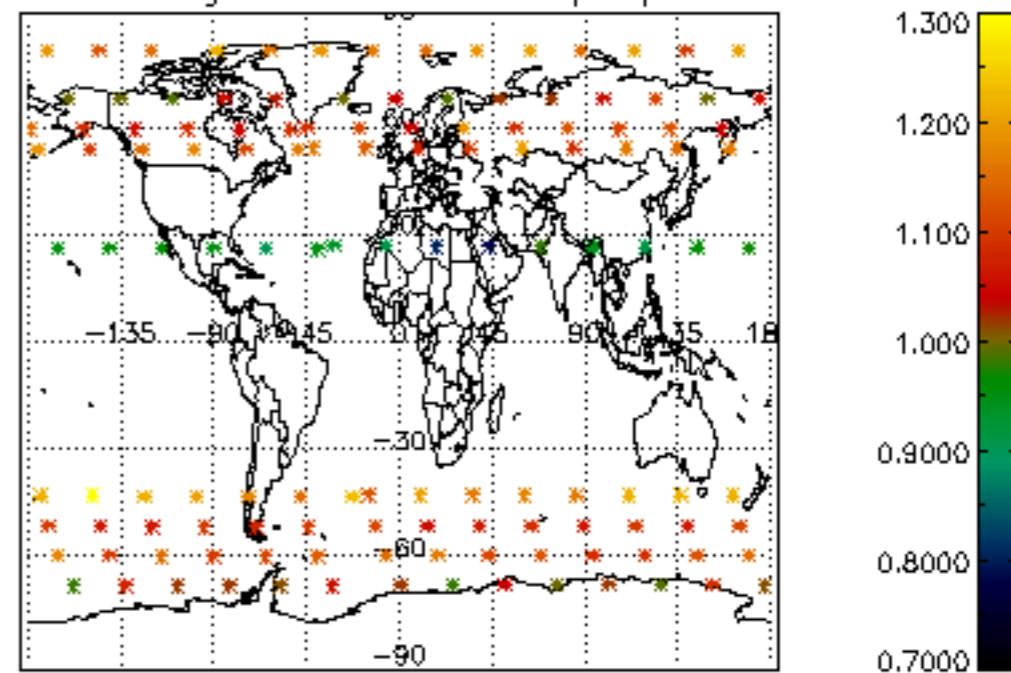




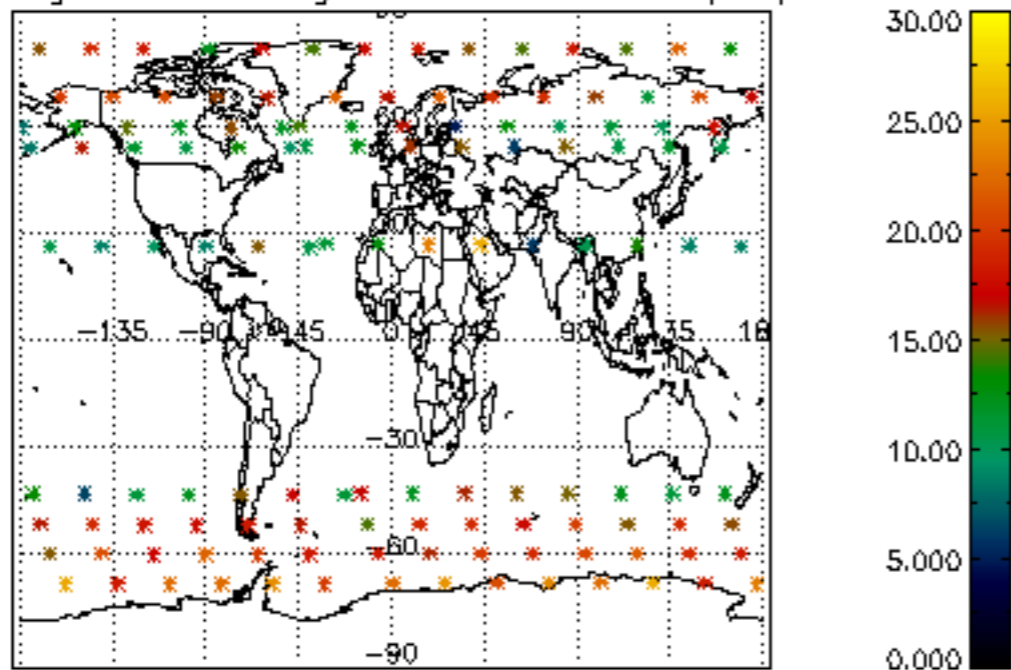
Percentage of cosmic ray hits per profile



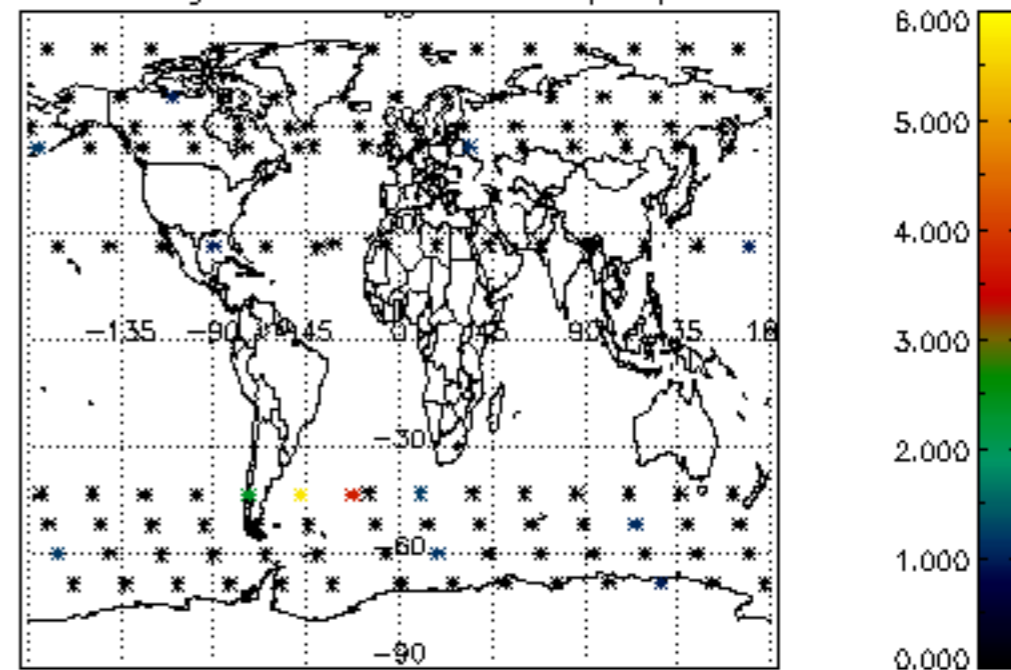
Percentage of datation errors per profile



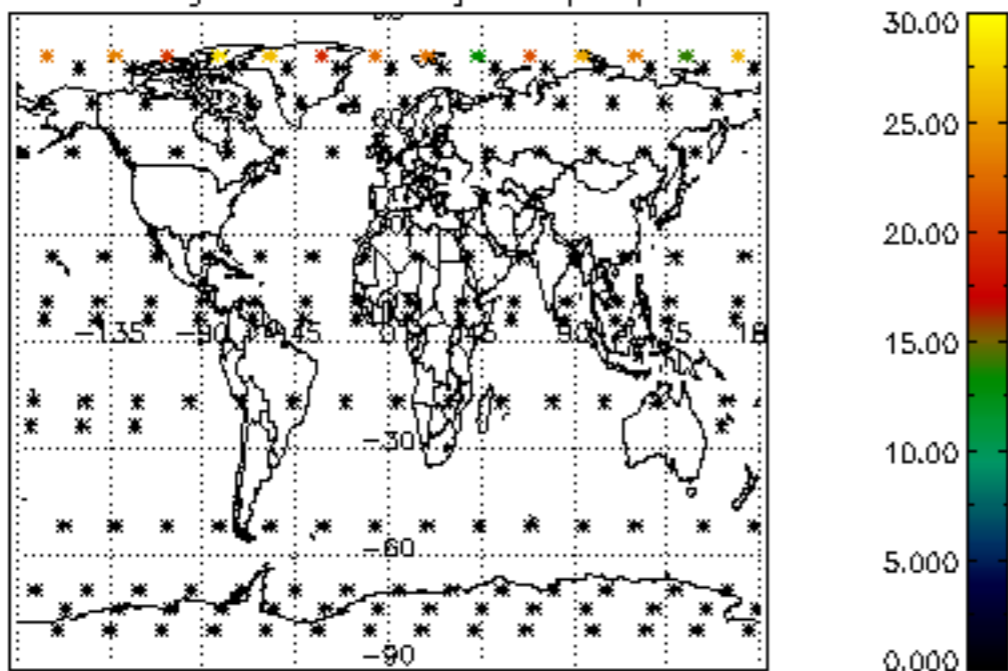
Percentage of star falling outside central band per profile



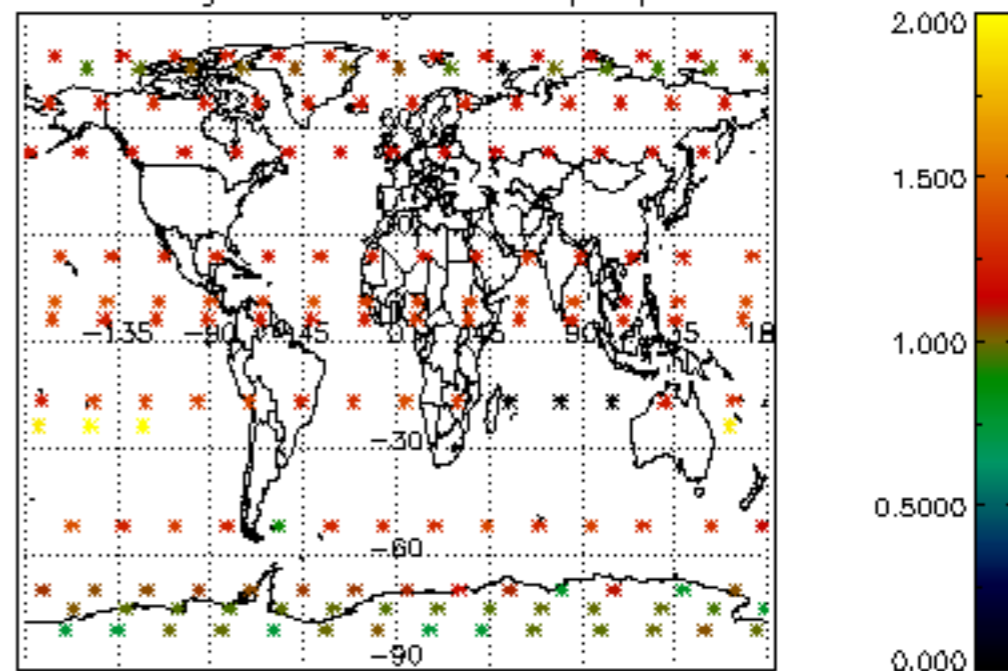
Percentage of saturation errors per profile



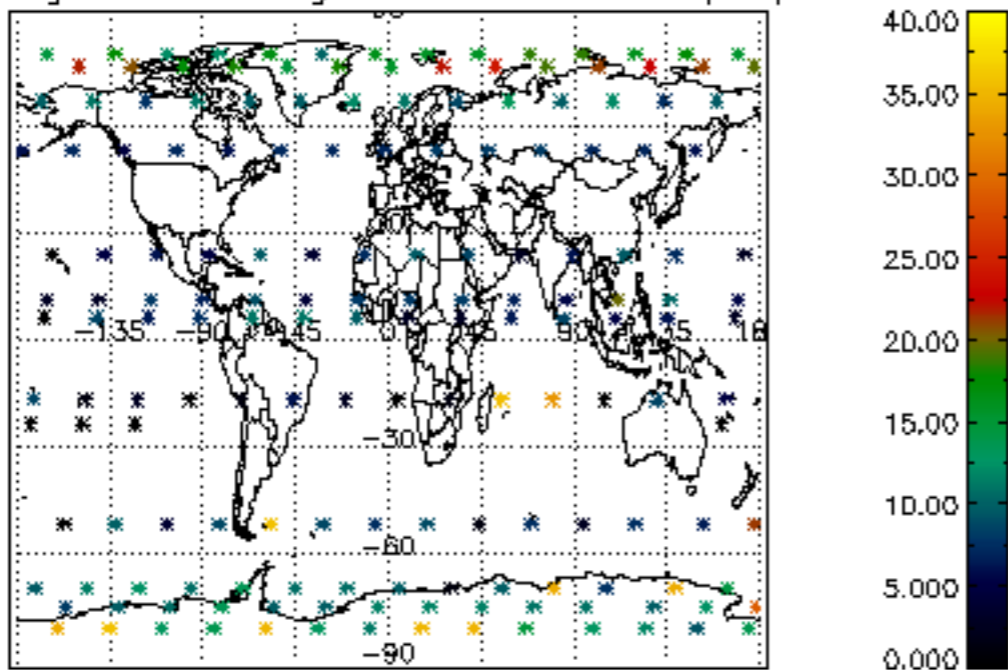
Percentage of cosmic ray hits per profile



Percentage of datation errors per profile



Percentage of star falling outside central band per profile



Percentage of saturation errors per profile

