

GOMOS Level 2 Daily Report

SUMMARY

[1. General Info](#)

[2. Summary of processed GOM_NL_2P products](#)

[3. Level 2 Quality information per product](#)

[3.1 Plot of level 2 quality information per product \(time dependant\)](#)

[3.2 Plot of level 2 quality information per product \(world map\)](#)

[4. Level 1 Quality information per product \(stored on level 2 products\)](#)

[4.1 Plot of level 1 quality information per product \(time dependant\)](#)

[4.1.1 Plot of level 1 quality information per product \(time dependant\): ASCENDING](#)

[4.1.2 Plot of level 1 quality information per product \(time dependant\): DESCENDING](#)

[4.2 Plot of level 1 quality information per product \(world map\)](#)

[4.2.1 Plot of level 1 quality information per product \(world map\): ASCENDING](#)

[4.2.2 Plot of level 1 quality information per product \(world map\): DESCENDING](#)

[5. Ozone profiles based on quality statistics and other trace gas profiles](#)

[5.1 Ozone statistics based on quality of products](#)

[5.2 Plot ozone profiles for all STD \(dark without errors\)](#)

[5.3 Plot ozone profiles where STD < 20% \(dark without errors\)](#)

[5.4. Plot ozone profiles where STD < 10% \(dark without errors\)](#)

[5.5. Plot ozone profiles where STD < 5% \(dark without errors\)](#)

[5.6 Plot NO2 profiles for all STD \(dark without errors\)](#)

[5.7 Plot NO3 profiles for all STD \(dark without errors\)](#)

[5.8 Plot H2O profiles \(only for occultations of stars 1,2,3,4,13,14,16,26,63 dark without errors\) for all STD](#)

[6. Auxiliary Data Files used for the production reported in section 2](#)

This report presents the daily analysis on parameters extracted from GOMOS level 2 data (GOM_NL__2P). It is intended to monitor some important parameters that will impact the quality of these products. A list of level 2 products (and content) that have arrived during the reporting day to the PCF is also given.

Item	Value
Time of report generation	29APR2013 09:27:55
Data source version	GOMOS/6.01
Start time of products	08-04-2010 (08APR2010 00:00:00)
Stop time of products	09-04-2010 (09APR2010 00:00:00)
Store outputs in DB	Yes
Nb of level 2 prods	264
Nb of prods with errors	0

2. Summary of processed GOM_NL__2P products.

Nr	Filename	UTC Start time	Limb	Duration	Star Id	Star Name	Star Mag	Star Temp	Nb Meas	Orbit	Prod. error
1	GOM_NL__2PRFIN20100408_000143_000000432088_00231_42369_4102.N1	08-APR-2010 00:01:43	Twilight	42.500	106	9Bet Crv	2.6480	5600.0	85	42369	No
2	GOM_NL__2PRFIN20100408_000336_000000432088_00231_42369_4103.N1	08-APR-2010 00:03:36	Twilight	42.500	100	4Gam Crv	2.5800	13100.	85	42369	No
3	GOM_NL__2PRFIN20100408_000512_000000522088_00231_42369_4104.N1	08-APR-2010 00:05:12	Bright	51.500	15	67Alp Vir	0.97600	28000.	103	42369	No
4	GOM_NL__2PRFIN20100408_000820_000000422088_00231_42369_4105.N1	08-APR-2010 00:08:20	Bright	41.500	121	29Gam Vir	2.7400	7200.0	83	42369	No
5	GOM_NL__2PRFIN20100408_001259_000000382088_00231_42369_4106.N1	08-APR-2010 00:12:59	Bright	37.500	62	94Bet Leo	2.1360	9700.0	75	42369	No
6	GOM_NL__2PRFIN20100408_002053_000000422088_00231_42369_4107.N1	08-APR-2010 00:20:53	Bright	42.000	152	12Alp2CVn	2.8900	11000.	84	42369	No
7	GOM_NL__2PRFIN20100408_002414_000000382088_00231_42369_4108.N1	08-APR-2010 00:24:14	Bright	37.500	87	64Gam UMa	2.4330	11000.	75	42369	No
8	GOM_NL__2PRFIN20100408_002545_000000392088_00231_42369_4109.N1	08-APR-2010 00:25:45	Bright	39.000	32	77Eps UMa	1.7630	11000.	78	42369	No
9	GOM_NL__2PRFIN20100408_003211_000000412088_00231_42369_4110.N1	08-APR-2010 00:32:11	Bright	41.000	60	7Bet UMi	2.0810	3950.0	82	42369	No
10	GOM_NL__2PRFIN20100408_004158_000000392088_00231_42369_4111.N1	08-APR-2010 00:41:58	Bright	38.500	89	5Alp Cep	2.4510	8000.0	77	42369	No
11	GOM_NL__2PRFIN20100408_004712_000000452088_00231_42369_4112.N1	08-APR-2010 00:47:12	Bright	45.000	19	50Alp Cyg	1.2460	10500.	90	42369	No
12	GOM_NL__2PRFIN20100408_004855_000000672088_00231_42369_4113.N1	08-APR-2010 00:48:55	Bright	67.000	66	37Gam Cyg	2.2080	5900.0	134	42369	No
13	GOM_NL__2PRFIN20100408_005109_000000502088_00231_42369_4114.N1	08-APR-2010 00:51:09	Bright	49.500	92	53Eps Cyg	2.5000	4500.0	99	42369	No
14	GOM_NL__2PRFIN20100408_005801_000000482088_00231_42369_4115.N1	08-APR-2010 00:58:01	Twilight	47.500	61	8Eps Peg	2.1000	3900.0	95	42369	No
15	GOM_NL__2PRFIN20100408_010248_000000452088_00231_42369_4116.N1	08-APR-2010 01:02:48	Dark	45.000	154	22Bet Aqr	2.8990	5700.0	90	42369	No
16	GOM_NL__2PRFIN20100408_011724_000000392088_00231_42369_4117.N1	08-APR-2010 01:17:24	Dark	39.000	103	38Zet Sgr	2.6000	9700.0	78	42369	No
17	GOM_NL__2PRFIN20100408_012426_000000552088_00232_42370_3261.N1	08-APR-2010 01:24:26	Dark	54.500	40	The Sco	1.8590	7100.0	109	42370	No
18	GOM_NL__2PRFIN20100408_012707_000000402088_00232_42370_3262.N1	08-APR-2010 01:27:07	Dark	40.000	134	Bet TrA	2.8100	6600.0	80	42370	No
19	GOM_NL__2PRFIN20100408_013237_000000452088_00232_42370_3263.N1	08-APR-2010 01:32:37	Straylight	45.000	78	Alp Lup	2.3040	28000.	90	42370	No
20	GOM_NL__2PRFIN20100408_013414_000000482088_00232_42370_3264.N1	08-APR-2010 01:34:14	Straylight	47.500	81	Eta Cen	2.3560	28000.	95	42370	No
21	GOM_NL__2PRFIN20100408_013647_000000542088_00232_42370_3265.N1	08-APR-2010 01:36:47	Straylight	54.000	54	5The Cen	2.0550	4500.0	108	42370	No
22	GOM_NL__2PRFIN20100408_014219_000000462088_00232_42370_3266.N1	08-APR-2010 01:42:19	Twilight	46.000	106	9Bet Crv	2.6480	5600.0	92	42370	No
23	GOM_NL__2PRFIN20100408_014412_000000452088_00232_42370_3267.N1	08-APR-2010 01:44:12	Twilight	45.000	100	4Gam Crv	2.5800	13100.	90	42370	No
24	GOM_NL__2PRFIN20100408_014548_000000502088_00232_42370_3268.N1	08-APR-2010 01:45:48	Bright	49.500	15	67Alp Vir	0.97600	28000.	99	42370	No
25	GOM_NL__2PRFIN20100408_014856_000000422088_00232_42370_3269.N1	08-APR-2010 01:48:56	Bright	42.000	121	29Gam Vir	2.7400	7200.0	84	42370	No
26	GOM_NL__2PRFIN20100408_015335_000000372088_00232_42370_3270.N1	08-APR-2010 01:53:35	Bright	37.000	62	94Bet Leo	2.1360	9700.0	74	42370	No
27	GOM_NL__2PRFIN20100408_020128_000000422088_00232_42370_3271.N1	08-APR-2010 02:01:28	Bright	42.000	152	12Alp2CVn	2.8900	11000.	84	42370	No
28	GOM_NL__2PRFIN20100408_020450_000000372088_00232_42370_3272.N1	08-APR-2010 02:04:50	Bright	37.000	87	64Gam UMa	2.4330	11000.	74	42370	No
29	GOM_NL__2PRFIN20100408_020621_000000412088_00232_42370_3273.N1	08-APR-2010 02:06:21	Bright	41.000	32	77Eps UMa	1.7630	11000.	82	42370	No
30	GOM_NL__2PRFIN20100408_021246_000000412088_00232_42370_3274.N1	08-APR-2010 02:12:46	Bright	41.000	60	7Bet UMi	2.0810	3950.0	82	42370	No
31	GOM_NL__2PRFIN20100408_022234_000000382088_00232_42370_3275.N1	08-APR-2010 02:22:34	Bright	38.000	89	5Alp Cep	2.4510	8000.0	76	42370	No
32	GOM_NL__2PRFIN20100408_022748_000000442088_00232_42370_3276.N1	08-APR-2010 02:27:48	Bright	44.000	19	50Alp Cyg	1.2460	10500.	88	42370	No
33	GOM_NL__2PRFIN20100408_022931_000000492088_00232_42370_3277.N1	08-APR-2010 02:29:31	Bright	49.000	66	37Gam Cyg	2.2080	5900.0	98	42370	No
34	GOM_NL__2PRFIN20100408_023145_000000502088_00232_42370_3278.N1	08-APR-2010 02:31:45	Bright	49.500	92	53Eps Cyg	2.5000	4500.0	99	42370	No
35	GOM_NL__2PRFIN20100408_023837_000000532088_00232_42370_3279.N1	08-APR-2010 02:38:37	Twilight	52.500	61	8Eps Peg	2.1000	3900.0	105	42370	No
36	GOM_NL__2PRFIN20100408_024324_000000452088_00232_42370_3280.N1	08-APR-2010 02:43:24	Dark	44.500	154	22Bet Aqr	2.8990	5700.0	89	42370	No
37	GOM_NL__2PRFIN20100408_025801_000000352088_00232_42370_3281.N1	08-APR-2010 02:58:01	Dark	35.000	103	38Zet Sgr	2.6000	9700.0	70	42370	No
38	GOM_NL__2PRFIN20100408_030503_000000562088_00233_42371_3289.N1	08-APR-2010 03:05:03	Dark	55.500	40	The Sco	1.8590	7100.0	111	42371	No
39	GOM_NL__2PRFIN20100408_030744_000000382088_00233_42371_3290.N1	08-APR-2010 03:07:44	Dark	37.500	134	Bet TrA	2.8100	6600.0	75	42371	No
40	GOM_NL__2PRFIN20100408_031313_000000422088_00233_42371_3291.N1	08-APR-2010 03:13:13	Straylight	42.000	78	Alp Lup	2.3040	28000.	84	42371	No
41	GOM_NL__2PRFIN20100408_031450_000000442088_00233_42371_3292.N1	08-APR-2010 03:14:50	Straylight	44.000	81	Eta Cen	2.3560	28000.	88	42371	No
42	GOM_NL__2PRFIN20100408_031723_000000502088_00233_42371_3293.N1	08-APR-2010 03:17:23	Straylight	50.000	54	5The Cen	2.0550	4500.0	100	42371	No

43	GOM_NL__2PRFIN20100408_032255_000000442088_00233_42371_3294.N1	08-APR-2010 03:22:55	Tw_i_and_stray	44.000	106	9Bet Crv	2.6480	5600.0	88	42371	No
44	GOM_NL__2PRFIN20100408_032448_000000422088_00233_42371_3295.N1	08-APR-2010 03:24:48	Tw_i_and_stray	42.000	100	4Gam Crv	2.5800	13100.	84	42371	No
45	GOM_NL__2PRFIN20100408_032624_000000542088_00233_42371_3296.N1	08-APR-2010 03:26:24	Bright	53.500	15	67Alp Vir	0.97600	28000.	107	42371	No
46	GOM_NL__2PRFIN20100408_032932_000000402088_00233_42371_3297.N1	08-APR-2010 03:29:32	Bright	39.500	121	29Gam Vir	2.7400	7200.0	79	42371	No
47	GOM_NL__2PRFIN20100408_033411_000000382088_00233_42371_3298.N1	08-APR-2010 03:34:11	Bright	37.500	62	94Bet Leo	2.1360	9700.0	75	42371	No
48	GOM_NL__2PRFIN20100408_034204_000000412088_00233_42371_3299.N1	08-APR-2010 03:42:04	Bright	41.000	152	12Alp2CVn	2.8900	11000.	82	42371	No
49	GOM_NL__2PRFIN20100408_034526_000000372088_00233_42371_3300.N1	08-APR-2010 03:45:26	Bright	36.500	87	64Gam UMa	2.4330	11000.	73	42371	No
50	GOM_NL__2PRFIN20100408_034657_000000402088_00233_42371_3301.N1	08-APR-2010 03:46:57	Bright	40.000	32	77Eps UMa	1.7630	11000.	80	42371	No
51	GOM_NL__2PRFIN20100408_035322_000000442088_00233_42371_3302.N1	08-APR-2010 03:53:22	Bright	43.500	60	7Bet UMi	2.0810	3950.0	87	42371	No
52	GOM_NL__2PRFIN20100408_040310_000000402088_00233_42371_3303.N1	08-APR-2010 04:03:10	Bright	39.500	89	5Alp Cep	2.4510	8000.0	79	42371	No
53	GOM_NL__2PRFIN20100408_040824_000000452088_00233_42371_3304.N1	08-APR-2010 04:08:24	Bright	44.500	19	50Alp Cyg	1.2460	10500.	89	42371	No
54	GOM_NL__2PRFIN20100408_041007_000000502088_00233_42371_3305.N1	08-APR-2010 04:10:07	Bright	49.500	66	37Gam Cyg	2.2080	5900.0	99	42371	No
55	GOM_NL__2PRFIN20100408_041221_000000512088_00233_42371_3306.N1	08-APR-2010 04:12:21	Bright	50.500	92	53Eps Cyg	2.5000	4500.0	101	42371	No
56	GOM_NL__2PRFIN20100408_041913_000000472088_00233_42371_3307.N1	08-APR-2010 04:19:13	Tw_i_and_stray	47.000	61	8Eps Peg	2.1000	3900.0	94	42371	No
57	GOM_NL__2PRFIN20100408_042400_000000472088_00233_42371_3308.N1	08-APR-2010 04:24:00	Dark	47.000	154	22Bet Aqr	2.8990	5700.0	94	42371	No
58	GOM_NL__2PRFIN20100408_043839_000000352088_00233_42371_3309.N1	08-APR-2010 04:38:39	Dark	35.000	103	38Zet Sgr	2.6000	9700.0	70	42371	No
59	GOM_NL__2PRFIN20100408_044540_000000512088_00234_42372_3297.N1	08-APR-2010 04:45:40	Dark	50.500	40	The Sco	1.8590	7100.0	101	42372	No
60	GOM_NL__2PRFIN20100408_045350_000000442088_00234_42372_3298.N1	08-APR-2010 04:53:50	Straylight	43.500	78	Alp Lup	2.3040	28000.	87	42372	No
61	GOM_NL__2PRFIN20100408_045527_000000462088_00234_42372_3299.N1	08-APR-2010 04:55:27	Straylight	46.000	81	Eta Cen	2.3560	28000.	92	42372	No
62	GOM_NL__2PRFIN20100408_045800_000000532088_00234_42372_3300.N1	08-APR-2010 04:58:00	Straylight	52.500	54	5The Cen	2.0550	4500.0	105	42372	No
63	GOM_NL__2PRFIN20100408_050331_000000422088_00234_42372_3301.N1	08-APR-2010 05:03:31	Tw_i_and_stray	42.000	106	9Bet Crv	2.6480	5600.0	84	42372	No
64	GOM_NL__2PRFIN20100408_050524_000000422088_00234_42372_3302.N1	08-APR-2010 05:05:24	Tw_i_and_stray	41.500	100	4Gam Crv	2.5800	13100.	83	42372	No
65	GOM_NL__2PRFIN20100408_050700_000000542088_00234_42372_3303.N1	08-APR-2010 05:07:00	Bright	54.000	15	67Alp Vir	0.97600	28000.	108	42372	No
66	GOM_NL__2PRFIN20100408_051008_000000412088_00234_42372_3304.N1	08-APR-2010 05:10:08	Bright	41.000	121	29Gam Vir	2.7400	7200.0	82	42372	No
67	GOM_NL__2PRFIN20100408_051447_000000382088_00234_42372_3305.N1	08-APR-2010 05:14:47	Bright	38.000	62	94Bet Leo	2.1360	9700.0	76	42372	No
68	GOM_NL__2PRFIN20100408_052240_000000402088_00234_42372_3306.N1	08-APR-2010 05:22:40	Bright	39.500	152	12Alp2CVn	2.8900	11000.	79	42372	No
69	GOM_NL__2PRFIN20100408_052602_000000392088_00234_42372_3307.N1	08-APR-2010 05:26:02	Bright	38.500	87	64Gam UMa	2.4330	11000.	77	42372	No
70	GOM_NL__2PRFIN20100408_052732_000000392088_00234_42372_3308.N1	08-APR-2010 05:27:32	Bright	38.500	32	77Eps UMa	1.7630	11000.	77	42372	No
71	GOM_NL__2PRFIN20100408_053358_000000392088_00234_42372_3309.N1	08-APR-2010 05:33:58	Bright	38.500	60	7Bet UMi	2.0810	3950.0	77	42372	No
72	GOM_NL__2PRFIN20100408_054346_000000372088_00234_42372_3310.N1	08-APR-2010 05:43:46	Bright	37.000	89	5Alp Cep	2.4510	8000.0	74	42372	No
73	GOM_NL__2PRFIN20100408_054900_000000452088_00234_42372_3311.N1	08-APR-2010 05:49:00	Bright	44.500	19	50Alp Cyg	1.2460	10500.	89	42372	No
74	GOM_NL__2PRFIN20100408_055043_000000512088_00234_42372_3312.N1	08-APR-2010 05:50:43	Bright	50.500	66	37Gam Cyg	2.2080	5900.0	101	42372	No
75	GOM_NL__2PRFIN20100408_055257_000000492088_00234_42372_3313.N1	08-APR-2010 05:52:57	Bright	48.500	92	53Eps Cyg	2.5000	4500.0	97	42372	No
76	GOM_NL__2PRFIN20100408_055950_000000502088_00234_42372_3314.N1	08-APR-2010 05:59:50	Tw_i_and_stray	49.500	61	8Eps Peg	2.1000	3900.0	99	42372	No
77	GOM_NL__2PRFIN20100408_060437_000000462088_00234_42372_3315.N1	08-APR-2010 06:04:37	Dark	46.000	154	22Bet Aqr	2.8990	5700.0	92	42372	No
78	GOM_NL__2PRFIN20100408_061916_000000312088_00234_42372_3316.N1	08-APR-2010 06:19:16	Dark	31.000	103	38Zet Sgr	2.6000	9700.0	62	42372	No
79	GOM_NL__2PRFIN20100408_062617_000000542088_00235_42373_3305.N1	08-APR-2010 06:26:17	Dark	53.500	40	The Sco	1.8590	7100.0	107	42373	No
80	GOM_NL__2PRFIN20100408_063426_000000492088_00235_42373_3306.N1	08-APR-2010 06:34:26	Straylight	48.500	78	Alp Lup	2.3040	28000.	97	42373	No
81	GOM_NL__2PRFIN20100408_063603_000000482088_00235_42373_3307.N1	08-APR-2010 06:36:03	Straylight	48.000	81	Eta Cen	2.3560	28000.	96	42373	No
82	GOM_NL__2PRFIN20100408_063836_000000502088_00235_42373_3308.N1	08-APR-2010 06:38:36	Straylight	50.000	54	5The Cen	2.0550	4500.0	100	42373	No
83	GOM_NL__2PRFIN20100408_064408_000000452088_00235_42373_3309.N1	08-APR-2010 06:44:08	Tw_i_and_stray	44.500	106	9Bet Crv	2.6480	5600.0	89	42373	No
84	GOM_NL__2PRFIN20100408_064601_000000422088_00235_42373_3310.N1	08-APR-2010 06:46:01	Tw_i_and_stray	42.000	100	4Gam Crv	2.5800	13100.	84	42373	No
85	GOM_NL__2PRFIN20100408_064736_000000542088_00235_42373_3311.N1	08-APR-2010 06:47:36	Bright	53.500	15	67Alp Vir	0.97600	28000.	107	42373	No
86	GOM_NL__2PRFIN20100408_065043_000000422088_00235_42373_3312.N1	08-APR-2010 06:50:43	Bright	41.500	121	29Gam Vir	2.7400	7200.0	83	42373	No
87	GOM_NL__2PRFIN20100408_065523_000000382088_00235_42373_3313.N1	08-APR-2010 06:55:23	Bright	37.500	62	94Bet Leo	2.1360	9700.0	75	42373	No
88	GOM_NL__2PRFIN20100408_070315_000000402088_00235_42373_3314.N1	08-APR-2010 07:03:15	Bright	39.500	152	12Alp2CVn	2.8900	11000.	79	42373	No
89	GOM_NL__2PRFIN20100408_070637_000000372088_00235_42373_3315.N1	08-APR-2010 07:06:37	Bright	37.000	87	64Gam UMa	2.4330	11000.	74	42373	No
90	GOM_NL__2PRFIN20100408_070808_000000412088_00235_42373_3316.N1	08-APR-2010 07:08:08	Bright	40.500	32	77Eps UMa	1.7630	11000.	81	42373	No
91	GOM_NL__2PRFIN20100408_071433_000000572088_00235_42373_3317.N1	08-APR-2010 07:14:33	Bright	56.500	60	7Bet UMi	2.0810	3950.0	113	42373	No
92	GOM_NL__2PRFIN20100408_072422_000000382088_00235_42373_3318.N1	08-APR-2010 07:24:22	Bright	38.000	89	5Alp Cep	2.4510	8000.0	76	42373	No
93	GOM_NL__2PRFIN20100408_072936_000000462088_00235_42373_3319.N1	08-APR-2010 07:29:36	Bright	45.500	19	50Alp Cyg	1.2460	10500.	91	42373	No
94	GOM_NL__2PRFIN20100408_073118_000000512088_00235_42373_3320.N1	08-APR-2010 07:31:18	Bright	50.500	66	37Gam Cyg	2.2080	5900.0	101	42373	No
95	GOM_NL__2PRFIN20100408_073333_000000492088_00235_42373_3321.N1	08-APR-2010 07:33:33	Bright	48.500	92	53Eps Cyg	2.5000	4500.0	97	42373	No
96	GOM_NL__2PRFIN20100408_074026_000000492088_00235_42373_3322.N1	08-APR-2010 07:40:26	Tw_i_and_stray	48.500	61	8Eps Peg	2.1000	3900.0	97	42373	No
97	GOM_NL__2PRFIN20100408_074513_000000442088_00235_42373_3323.N1	08-APR-2010 07:45:13	Dark	43.500	154	22Bet Aqr	2.8990	5700.0	87	42373	No
98	GOM_NL__2PRFIN20100408_075954_000000312088_00235_42373_3324.N1	08-APR-2010 07:59:54	Dark	31.000	103	38Zet Sgr	2.6000	9700.0	62	42373	No
99	GOM_NL__2PRFIN20100408_080654_000000562088_00236_42374_3314.N1	08-APR-2010 08:06:54	Dark	56.000	40	The Sco	1.8590	7100.0	112	42374	No
100	GOM_NL__2PRFIN20100408_081503_000000452088_00236_42374_3315.N1	08-APR-2010 08:15:03	Straylight	44.500	78	Alp Lup	2.3040	28000.	89	42374	No
101	GOM_NL__2PRFIN20100408_081640_000000462088_00236_42374_3316.N1	08-APR-2010 08:16:40	Straylight	46.000	81	Eta Cen	2.3560	28000.	92	42374	No

102	GOM_NL__2PRFIN20100408_081913_000000502088_00236_42374_3317.N1	08-APR-2010 08:19:13	Straylight	49.500	54	5The Cen	2.0550	4500.0	99	42374	No
103	GOM_NL__2PRFIN20100408_082444_000000452088_00236_42374_3318.N1	08-APR-2010 08:24:44	Twi_and_stray	44.500	106	9Bet Crv	2.6480	5600.0	89	42374	No
104	GOM_NL__2PRFIN20100408_082636_000000412088_00236_42374_3319.N1	08-APR-2010 08:26:36	Twi_and_stray	40.500	100	4Gam Crv	2.5800	13100.	81	42374	No
105	GOM_NL__2PRFIN20100408_082812_000000532088_00236_42374_3320.N1	08-APR-2010 08:28:12	Bright	53.000	15	67Alp Vir	0.97600	28000.	106	42374	No
106	GOM_NL__2PRFIN20100408_083119_000000422088_00236_42374_3321.N1	08-APR-2010 08:31:19	Bright	41.500	121	29Gam Vir	2.7400	7200.0	83	42374	No
107	GOM_NL__2PRFIN20100408_083559_000000372088_00236_42374_3322.N1	08-APR-2010 08:35:59	Bright	37.000	62	94Bet Leo	2.1360	9700.0	74	42374	No
108	GOM_NL__2PRFIN20100408_084351_000000402088_00236_42374_3323.N1	08-APR-2010 08:43:51	Bright	40.000	152	12Alp2CVn	2.8900	11000.	80	42374	No
109	GOM_NL__2PRFIN20100408_084713_000000382088_00236_42374_3324.N1	08-APR-2010 08:47:13	Bright	38.000	87	64Gam UMa	2.4330	11000.	76	42374	No
110	GOM_NL__2PRFIN20100408_084843_000000402088_00236_42374_3325.N1	08-APR-2010 08:48:43	Bright	39.500	32	77Eps UMa	1.7630	11000.	79	42374	No
111	GOM_NL__2PRFIN20100408_085509_000000572088_00236_42374_3326.N1	08-APR-2010 08:55:09	Bright	57.000	60	7Bet UMi	2.0810	3950.0	114	42374	No
112	GOM_NL__2PRFIN20100408_090457_000000392088_00236_42374_3327.N1	08-APR-2010 09:04:57	Bright	38.500	89	5Alp Cep	2.4510	8000.0	77	42374	No
113	GOM_NL__2PRFIN20100408_091012_000000452088_00236_42374_3328.N1	08-APR-2010 09:10:12	Bright	44.500	19	50Alp Cyg	1.2460	10500.	89	42374	No
114	GOM_NL__2PRFIN20100408_091154_000000502088_00236_42374_3329.N1	08-APR-2010 09:11:54	Bright	50.000	66	37Gam Cyg	2.2080	5900.0	100	42374	No
115	GOM_NL__2PRFIN20100408_091409_000000482088_00236_42374_3330.N1	08-APR-2010 09:14:09	Bright	47.500	92	53Eps Cyg	2.5000	4500.0	95	42374	No
116	GOM_NL__2PRFIN20100408_092102_000000492088_00236_42374_3331.N1	08-APR-2010 09:21:02	Twi_and_stray	48.500	61	8Eps Peg	2.1000	3900.0	97	42374	No
117	GOM_NL__2PRFIN20100408_092550_000000422088_00236_42374_3332.N1	08-APR-2010 09:25:50	Dark	42.000	154	22Bet Aqr	2.8990	5700.0	84	42374	No
118	GOM_NL__2PRFIN20100408_094031_000000262088_00236_42374_3333.N1	08-APR-2010 09:40:31	Dark	26.000	103	38Zet Sgr	2.6000	9700.0	52	42374	No
119	GOM_NL__2PRFIN20100408_094731_000000572088_00237_42375_3322.N1	08-APR-2010 09:47:31	Dark	56.500	40	The Sco	1.8590	7100.0	113	42375	No
120	GOM_NL__2PRFIN20100408_095540_000000432088_00237_42375_3323.N1	08-APR-2010 09:55:40	Straylight	43.000	78	Alp Lup	2.3040	28000.	86	42375	No
121	GOM_NL__2PRFIN20100408_095716_000000452088_00237_42375_3324.N1	08-APR-2010 09:57:16	Straylight	45.000	81	Eta Cen	2.3560	28000.	90	42375	No
122	GOM_NL__2PRFIN20100408_095949_000000502088_00237_42375_3325.N1	08-APR-2010 09:59:49	Straylight	49.500	54	5The Cen	2.0550	4500.0	99	42375	No
123	GOM_NL__2PRFIN20100408_100520_000000452088_00237_42375_3326.N1	08-APR-2010 10:05:20	Twi_and_stray	44.500	106	9Bet Crv	2.6480	5600.0	89	42375	No
124	GOM_NL__2PRFIN20100408_100712_000000422088_00237_42375_3327.N1	08-APR-2010 10:07:12	Twi_and_stray	41.500	100	4Gam Crv	2.5800	13100.	83	42375	No
125	GOM_NL__2PRFIN20100408_100848_000000512088_00237_42375_3328.N1	08-APR-2010 10:08:48	Bright	51.000	15	67Alp Vir	0.97600	28000.	102	42375	No
126	GOM_NL__2PRFIN20100408_101155_000000422088_00237_42375_3329.N1	08-APR-2010 10:11:55	Bright	41.500	121	29Gam Vir	2.7400	7200.0	83	42375	No
127	GOM_NL__2PRFIN20100408_101635_000000392088_00237_42375_3330.N1	08-APR-2010 10:16:35	Bright	39.000	62	94Bet Leo	2.1360	9700.0	78	42375	No
128	GOM_NL__2PRFIN20100408_102426_000000412088_00237_42375_3331.N1	08-APR-2010 10:24:26	Bright	40.500	152	12Alp2CVn	2.8900	11000.	81	42375	No
129	GOM_NL__2PRFIN20100408_102749_000000382088_00237_42375_3332.N1	08-APR-2010 10:27:49	Bright	37.500	87	64Gam UMa	2.4330	11000.	75	42375	No
130	GOM_NL__2PRFIN20100408_102919_000000392088_00237_42375_3333.N1	08-APR-2010 10:29:19	Bright	39.000	32	77Eps UMa	1.7630	11000.	78	42375	No
131	GOM_NL__2PRFIN20100408_103544_000000402088_00237_42375_3334.N1	08-APR-2010 10:35:44	Bright	40.000	60	7Bet UMi	2.0810	3950.0	80	42375	No
132	GOM_NL__2PRFIN20100408_104533_000000352088_00237_42375_3335.N1	08-APR-2010 10:45:33	Bright	35.000	89	5Alp Cep	2.4510	8000.0	70	42375	No
133	GOM_NL__2PRFIN20100408_105048_000000472088_00237_42375_3336.N1	08-APR-2010 10:50:48	Bright	47.000	19	50Alp Cyg	1.2460	10500.	94	42375	No
134	GOM_NL__2PRFIN20100408_105230_000000502088_00237_42375_3337.N1	08-APR-2010 10:52:30	Bright	50.000	66	37Gam Cyg	2.2080	5900.0	100	42375	No
135	GOM_NL__2PRFIN20100408_105445_000000472088_00237_42375_3338.N1	08-APR-2010 10:54:45	Bright	46.500	92	53Eps Cyg	2.5000	4500.0	93	42375	No
136	GOM_NL__2PRFIN20100408_110139_000000442088_00237_42375_3339.N1	08-APR-2010 11:01:39	Twi_and_stray	44.000	61	8Eps Peg	2.1000	3900.0	88	42375	No
137	GOM_NL__2PRFIN20100408_110626_000000482088_00237_42375_3340.N1	08-APR-2010 11:06:26	Dark	47.500	154	22Bet Aqr	2.8990	5700.0	95	42375	No
138	GOM_NL__2PRFIN20100408_112108_000000262088_00237_42375_3341.N1	08-APR-2010 11:21:08	Dark	26.000	103	38Zet Sgr	2.6000	9700.0	52	42375	No
139	GOM_NL__2PRFIN20100408_112808_000000522088_00238_42376_3330.N1	08-APR-2010 11:28:08	Dark	51.500	40	The Sco	1.8590	7100.0	103	42376	No
140	GOM_NL__2PRFIN20100408_113616_000000432088_00238_42376_3331.N1	08-APR-2010 11:36:16	Straylight	42.500	78	Alp Lup	2.3040	28000.	85	42376	No
141	GOM_NL__2PRFIN20100408_113752_000000462088_00238_42376_3332.N1	08-APR-2010 11:37:52	Straylight	46.000	81	Eta Cen	2.3560	28000.	92	42376	No
142	GOM_NL__2PRFIN20100408_114025_000000522088_00238_42376_3333.N1	08-APR-2010 11:40:25	Straylight	52.000	54	5The Cen	2.0550	4500.0	104	42376	No
143	GOM_NL__2PRFIN20100408_114556_000000452088_00238_42376_3334.N1	08-APR-2010 11:45:56	Twi_and_stray	44.500	106	9Bet Crv	2.6480	5600.0	89	42376	No
144	GOM_NL__2PRFIN20100408_114749_000000422088_00238_42376_3335.N1	08-APR-2010 11:47:49	Twi_and_stray	42.000	100	4Gam Crv	2.5800	13100.	84	42376	No
145	GOM_NL__2PRFIN20100408_114924_000000532088_00238_42376_3336.N1	08-APR-2010 11:49:24	Bright	52.500	15	67Alp Vir	0.97600	28000.	105	42376	No
146	GOM_NL__2PRFIN20100408_115231_000000402088_00238_42376_3337.N1	08-APR-2010 11:52:31	Bright	40.000	121	29Gam Vir	2.7400	7200.0	80	42376	No
147	GOM_NL__2PRFIN20100408_115711_000000372088_00238_42376_3338.N1	08-APR-2010 11:57:11	Bright	36.500	62	94Bet Leo	2.1360	9700.0	73	42376	No
148	GOM_NL__2PRFIN20100408_120502_000000412088_00238_42376_3339.N1	08-APR-2010 12:05:02	Bright	40.500	152	12Alp2CVn	2.8900	11000.	81	42376	No
149	GOM_NL__2PRFIN20100408_120825_000000392088_00238_42376_3340.N1	08-APR-2010 12:08:25	Bright	38.500	87	64Gam UMa	2.4330	11000.	77	42376	No
150	GOM_NL__2PRFIN20100408_120954_000000432088_00238_42376_3341.N1	08-APR-2010 12:09:54	Bright	42.500	32	77Eps UMa	1.7630	11000.	85	42376	No
151	GOM_NL__2PRFIN20100408_121620_000000402088_00238_42376_3342.N1	08-APR-2010 12:16:20	Bright	39.500	60	7Bet UMi	2.0810	3950.0	79	42376	No
152	GOM_NL__2PRFIN20100408_122609_000000392088_00238_42376_3343.N1	08-APR-2010 12:26:09	Bright	38.500	89	5Alp Cep	2.4510	8000.0	77	42376	No
153	GOM_NL__2PRFIN20100408_123123_000000482088_00238_42376_3344.N1	08-APR-2010 12:31:23	Bright	48.000	19	50Alp Cyg	1.2460	10500.	96	42376	No
154	GOM_NL__2PRFIN20100408_123306_000000502088_00238_42376_3345.N1	08-APR-2010 12:33:06	Bright	50.000	66	37Gam Cyg	2.2080	5900.0	100	42376	No
155	GOM_NL__2PRFIN20100408_123521_000000552088_00238_42376_3346.N1	08-APR-2010 12:35:21	Bright	55.000	92	53Eps Cyg	2.5000	4500.0	110	42376	No
156	GOM_NL__2PRFIN20100408_124215_000000472088_00238_42376_3347.N1	08-APR-2010 12:42:15	Twi_and_stray	46.500	61	8Eps Peg	2.1000	3900.0	93	42376	No
157	GOM_NL__2PRFIN20100408_124702_000000472088_00238_42376_3348.N1	08-APR-2010 12:47:02	Dark	46.500	154	22Bet Aqr	2.8990	5700.0	93	42376	No
158	GOM_NL__2PRFIN20100408_130845_000000512088_00239_42377_3339.N1	08-APR-2010 13:08:45	Dark	51.000	40	The Sco	1.8590	7100.0	102	42377	No
159	GOM_NL__2PRFIN20100408_131652_000000452088_00239_42377_3340.N1	08-APR-2010 13:16:52	Straylight	45.000	78	Alp Lup	2.3040	28000.	90	42377	No
160	GOM_NL__2PRFIN20100408_131829_000000442088_00239_42377_3341.N1	08-APR-2010 13:18:29	Straylight	44.000	81	Eta Cen	2.3560	28000.	88	42377	No

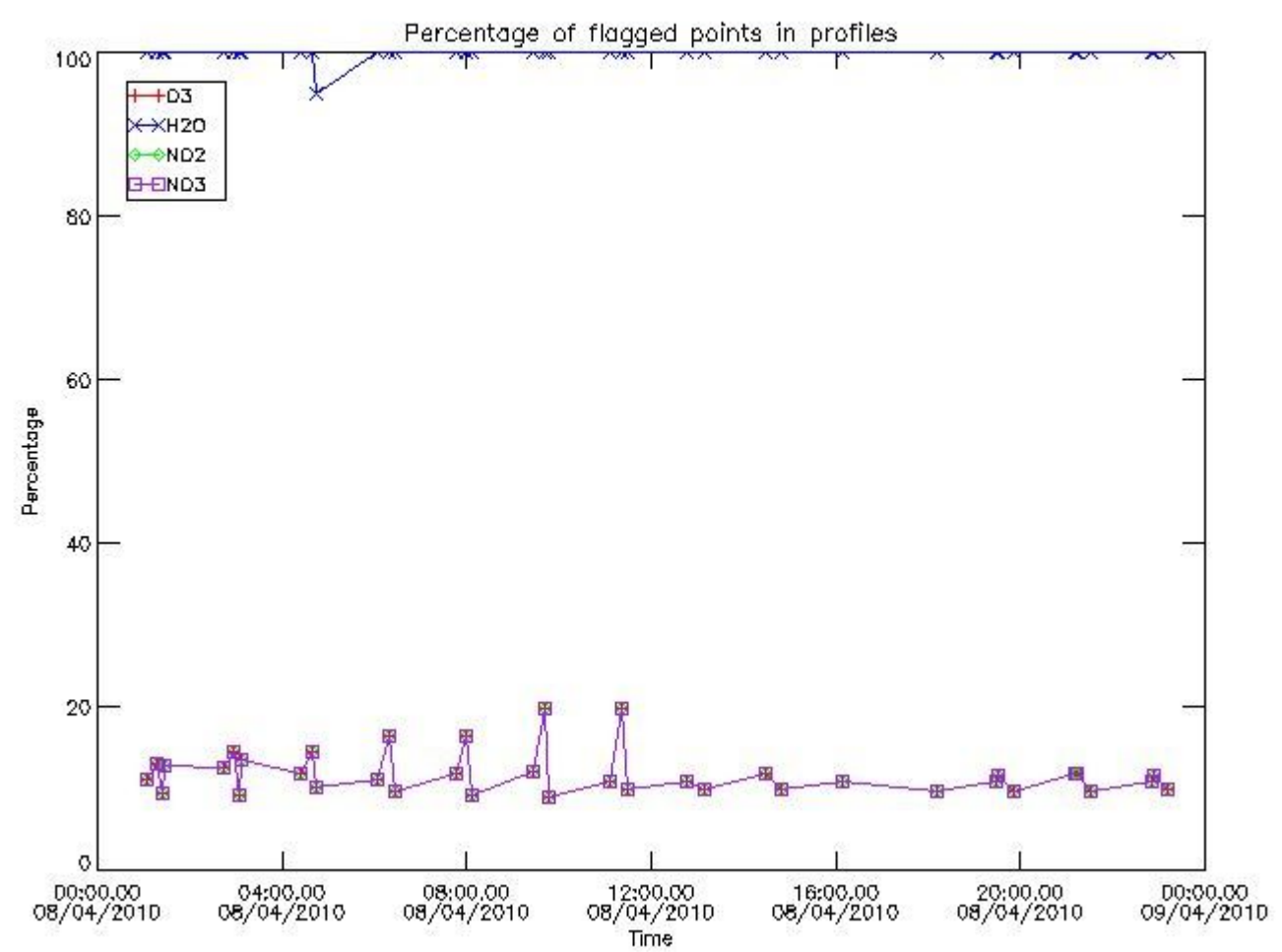
161	GOM_NL__2PRFIN20100408_132101_000000452088_00239_42377_3342.N1	08-APR-2010 13:21:01	Straylight	44.500	54	5The Cen	2.0550	4500.0	89	42377	No
162	GOM_NL__2PRFIN20100408_132632_000000452088_00239_42377_3343.N1	08-APR-2010 13:26:32	Tw_i_and_stray	45.000	106	9Bet Crv	2.6480	5600.0	90	42377	No
163	GOM_NL__2PRFIN20100408_132825_000000422088_00239_42377_3344.N1	08-APR-2010 13:28:25	Tw_i_and_stray	42.000	100	4Gam Crv	2.5800	13100.	84	42377	No
164	GOM_NL__2PRFIN20100408_133000_000000492088_00239_42377_3345.N1	08-APR-2010 13:30:00	Bright	48.500	15	67Alp Vir	0.97600	28000.	97	42377	No
165	GOM_NL__2PRFIN20100408_133307_000000422088_00239_42377_3346.N1	08-APR-2010 13:33:07	Bright	41.500	121	29Gam Vir	2.7400	7200.0	83	42377	No
166	GOM_NL__2PRFIN20100408_133747_000000372088_00239_42377_3347.N1	08-APR-2010 13:37:47	Bright	36.500	62	94Bet Leo	2.1360	9700.0	73	42377	No
167	GOM_NL__2PRFIN20100408_134537_000000412088_00239_42377_3348.N1	08-APR-2010 13:45:37	Bright	40.500	152	12Alp2CVn	2.8900	11000.	81	42377	No
168	GOM_NL__2PRFIN20100408_134900_000000372088_00239_42377_3349.N1	08-APR-2010 13:49:00	Bright	37.000	87	64Gam UMa	2.4330	11000.	74	42377	No
169	GOM_NL__2PRFIN20100408_135030_000000402088_00239_42377_3350.N1	08-APR-2010 13:50:30	Bright	40.000	32	77Eps UMa	1.7630	11000.	80	42377	No
170	GOM_NL__2PRFIN20100408_135656_000000382088_00239_42377_3351.N1	08-APR-2010 13:56:56	Bright	37.500	60	7Bet UMi	2.0810	3950.0	75	42377	No
171	GOM_NL__2PRFIN20100408_140645_000000392088_00239_42377_3352.N1	08-APR-2010 14:06:45	Bright	39.000	89	5Alp Cep	2.4510	8000.0	78	42377	No
172	GOM_NL__2PRFIN20100408_141159_000000472088_00239_42377_3353.N1	08-APR-2010 14:11:59	Bright	46.500	19	50Alp Cyg	1.2460	10500.	93	42377	No
173	GOM_NL__2PRFIN20100408_141342_000000492088_00239_42377_3354.N1	08-APR-2010 14:13:42	Bright	49.000	66	37Gam Cyg	2.2080	5900.0	98	42377	No
174	GOM_NL__2PRFIN20100408_141557_000000472088_00239_42377_3355.N1	08-APR-2010 14:15:57	Bright	47.000	92	53Eps Cyg	2.5000	4500.0	94	42377	No
175	GOM_NL__2PRFIN20100408_142251_000000492088_00239_42377_3356.N1	08-APR-2010 14:22:51	Tw_i_and_stray	48.500	61	8Eps Peg	2.1000	3900.0	97	42377	No
176	GOM_NL__2PRFIN20100408_142739_000000432088_00239_42377_3357.N1	08-APR-2010 14:27:39	Dark	43.000	154	22Bet Aqr	2.8990	5700.0	86	42377	No
177	GOM_NL__2PRFIN20100408_144922_000000512088_00240_42378_3347.N1	08-APR-2010 14:49:22	Dark	51.000	40	The Sco	1.8590	7100.0	102	42378	No
178	GOM_NL__2PRFIN20100408_145729_000000452088_00240_42378_3348.N1	08-APR-2010 14:57:29	Straylight	45.000	78	Alp Lup	2.3040	28000.	90	42378	No
179	GOM_NL__2PRFIN20100408_145905_000000472088_00240_42378_3349.N1	08-APR-2010 14:59:05	Straylight	46.500	81	Eta Cen	2.3560	28000.	93	42378	No
180	GOM_NL__2PRFIN20100408_150138_000000502088_00240_42378_3350.N1	08-APR-2010 15:01:38	Straylight	50.000	54	5The Cen	2.0550	4500.0	100	42378	No
181	GOM_NL__2PRFIN20100408_150708_000000452088_00240_42378_3351.N1	08-APR-2010 15:07:08	Tw_i_and_stray	44.500	106	9Bet Crv	2.6480	5600.0	89	42378	No
182	GOM_NL__2PRFIN20100408_150901_000000422088_00240_42378_3352.N1	08-APR-2010 15:09:01	Tw_i_and_stray	42.000	100	4Gam Crv	2.5800	13100.	84	42378	No
183	GOM_NL__2PRFIN20100408_151036_000000482088_00240_42378_3353.N1	08-APR-2010 15:10:36	Bright	47.500	15	67Alp Vir	0.97600	28000.	95	42378	No
184	GOM_NL__2PRFIN20100408_151343_000000402088_00240_42378_3354.N1	08-APR-2010 15:13:43	Bright	40.000	121	29Gam Vir	2.7400	7200.0	80	42378	No
185	GOM_NL__2PRFIN20100408_151823_000000372088_00240_42378_3355.N1	08-APR-2010 15:18:23	Bright	37.000	62	94Bet Leo	2.1360	9700.0	74	42378	No
186	GOM_NL__2PRFIN20100408_152613_000000412088_00240_42378_3356.N1	08-APR-2010 15:26:13	Bright	41.000	152	12Alp2CVn	2.8900	11000.	82	42378	No
187	GOM_NL__2PRFIN20100408_152936_000000352088_00240_42378_3357.N1	08-APR-2010 15:29:36	Bright	34.500	87	64Gam UMa	2.4330	11000.	69	42378	No
188	GOM_NL__2PRFIN20100408_153106_000000402088_00240_42378_3358.N1	08-APR-2010 15:31:06	Bright	39.500	32	77Eps UMa	1.7630	11000.	79	42378	No
189	GOM_NL__2PRFIN20100408_153732_000000572088_00240_42378_3359.N1	08-APR-2010 15:37:32	Bright	57.000	60	7Bet UMi	2.0810	3950.0	114	42378	No
190	GOM_NL__2PRFIN20100408_154721_000000392088_00240_42378_3360.N1	08-APR-2010 15:47:21	Bright	39.000	89	5Alp Cep	2.4510	8000.0	78	42378	No
191	GOM_NL__2PRFIN20100408_155235_000000442088_00240_42378_3361.N1	08-APR-2010 15:52:35	Bright	43.500	19	50Alp Cyg	1.2460	10500.	87	42378	No
192	GOM_NL__2PRFIN20100408_155418_000000502088_00240_42378_3362.N1	08-APR-2010 15:54:18	Bright	49.500	66	37Gam Cyg	2.2080	5900.0	99	42378	No
193	GOM_NL__2PRFIN20100408_155633_000000492088_00240_42378_3363.N1	08-APR-2010 15:56:33	Bright	48.500	92	53Eps Cyg	2.5000	4500.0	97	42378	No
194	GOM_NL__2PRFIN20100408_160327_000000482088_00240_42378_3364.N1	08-APR-2010 16:03:27	Tw_i_and_stray	47.500	61	8Eps Peg	2.1000	3900.0	95	42378	No
195	GOM_NL__2PRFIN20100408_160815_000000472088_00240_42378_3365.N1	08-APR-2010 16:08:15	Dark	47.000	154	22Bet Aqr	2.8990	5700.0	94	42378	No
196	GOM_NL__2PRFIN20100408_181036_000000532088_00242_42380_3374.N1	08-APR-2010 18:10:36	Dark	53.000	40	The Sco	1.8590	7100.0	106	42380	No
197	GOM_NL__2PRFIN20100408_181842_000000442088_00242_42380_3375.N1	08-APR-2010 18:18:42	Straylight	43.500	78	Alp Lup	2.3040	28000.	87	42380	No
198	GOM_NL__2PRFIN20100408_182018_000000472088_00242_42380_3376.N1	08-APR-2010 18:20:18	Straylight	46.500	81	Eta Cen	2.3560	28000.	93	42380	No
199	GOM_NL__2PRFIN20100408_182251_000000502088_00242_42380_3377.N1	08-APR-2010 18:22:51	Straylight	50.000	54	5The Cen	2.0550	4500.0	100	42380	No
200	GOM_NL__2PRFIN20100408_182820_000000452088_00242_42380_3378.N1	08-APR-2010 18:28:20	Tw_i_and_stray	44.500	106	9Bet Crv	2.6480	5600.0	89	42380	No
201	GOM_NL__2PRFIN20100408_183024_000000422088_00242_42380_3379.N1	08-APR-2010 18:30:24	Tw_i_and_stray	41.500	163	7Del Crv	2.9450	11000.	83	42380	No
202	GOM_NL__2PRFIN20100408_183148_000000512088_00242_42380_3380.N1	08-APR-2010 18:31:48	Bright	51.000	15	67Alp Vir	0.97600	28000.	102	42380	No
203	GOM_NL__2PRFIN20100408_183455_000000412088_00242_42380_3381.N1	08-APR-2010 18:34:55	Bright	40.500	121	29Gam Vir	2.7400	7200.0	81	42380	No
204	GOM_NL__2PRFIN20100408_183935_000000372088_00242_42380_3382.N1	08-APR-2010 18:39:35	Bright	36.500	62	94Bet Leo	2.1360	9700.0	73	42380	No
205	GOM_NL__2PRFIN20100408_184723_000000412088_00242_42380_3383.N1	08-APR-2010 18:47:23	Bright	41.000	152	12Alp2CVn	2.8900	11000.	82	42380	No
206	GOM_NL__2PRFIN20100408_185048_000000382088_00242_42380_3384.N1	08-APR-2010 18:50:48	Bright	37.500	87	64Gam UMa	2.4330	11000.	75	42380	No
207	GOM_NL__2PRFIN20100408_185217_000000412088_00242_42380_3385.N1	08-APR-2010 18:52:17	Bright	41.000	32	77Eps UMa	1.7630	11000.	82	42380	No
208	GOM_NL__2PRFIN20100408_185843_000000412088_00242_42380_3386.N1	08-APR-2010 18:58:43	Bright	41.000	60	7Bet UMi	2.0810	3950.0	82	42380	No
209	GOM_NL__2PRFIN20100408_190832_000000402088_00242_42380_3387.N1	08-APR-2010 19:08:32	Bright	39.500	89	5Alp Cep	2.4510	8000.0	79	42380	No
210	GOM_NL__2PRFIN20100408_191347_000000462088_00242_42380_3388.N1	08-APR-2010 19:13:47	Bright	45.500	19	50Alp Cyg	1.2460	10500.	91	42380	No
211	GOM_NL__2PRFIN20100408_191745_000000482088_00242_42380_3389.N1	08-APR-2010 19:17:45	Bright	48.000	92	53Eps Cyg	2.5000	4500.0	96	42380	No
212	GOM_NL__2PRFIN20100408_192440_000000482088_00242_42380_3390.N1	08-APR-2010 19:24:40	Tw_i_and_stray	48.000	61	8Eps Peg	2.1000	3900.0	96	42380	No
213	GOM_NL__2PRFIN20100408_192928_000000472088_00242_42380_3391.N1	08-APR-2010 19:29:28	Dark	46.500	154	22Bet Aqr	2.8990	5700.0	93	42380	No
214	GOM_NL__2PRFIN20100408_193157_000000442088_00242_42380_3392.N1	08-APR-2010 19:31:57	Dark	44.000	142	49Del Cap	2.8500	8900.0	88	42380	No
215	GOM_NL__2PRFIN20100408_195113_000000532088_00243_42381_3382.N1	08-APR-2010 19:51:13	Dark	52.500	40	The Sco	1.8590	7100.0	105	42381	No
216	GOM_NL__2PRFIN20100408_195918_000000452088_00243_42381_3383.N1	08-APR-2010 19:59:18	Straylight	44.500	78	Alp Lup	2.3040	28000.	89	42381	No
217	GOM_NL__2PRFIN20100408_200055_000000482088_00243_42381_3384.N1	08-APR-2010 20:00:55	Straylight	47.500	81	Eta Cen	2.3560	28000.	95	42381	No
218	GOM_NL__2PRFIN20100408_200327_000000502088_00243_42381_3385.N1	08-APR-2010 20:03:27	Straylight	49.500	54	5The Cen	2.0550	4500.0	99	42381	No
219	GOM_NL__2PRFIN20100408_200856_000000442088_00243_42381_3386.N1	08-APR-2010 20:08:56	Tw_i_and_stray	44.000	106	9Bet Crv	2.6480	5600.0	88	42381	No

220	GOM_NL__2PRFIN20100408_201100_000000432088_00243_42381_3387.N1	08-APR-2010 20:11:00	Twilight	42.500	163	7Del Crv	2.9450	11000.	85	42381	No
221	GOM_NL__2PRFIN20100408_201224_000000542088_00243_42381_3388.N1	08-APR-2010 20:12:24	Bright	53.500	15	67Alp Vir	0.97600	28000.	107	42381	No
222	GOM_NL__2PRFIN20100408_201530_000000422088_00243_42381_3389.N1	08-APR-2010 20:15:30	Bright	42.000	121	29Gam Vir	2.7400	7200.0	84	42381	No
223	GOM_NL__2PRFIN20100408_202010_000000372088_00243_42381_3390.N1	08-APR-2010 20:20:10	Bright	36.500	62	94Bet Leo	2.1360	9700.0	73	42381	No
224	GOM_NL__2PRFIN20100408_202759_000000412088_00243_42381_3391.N1	08-APR-2010 20:27:59	Bright	41.000	152	12Alp2CVn	2.8900	11000.	82	42381	No
225	GOM_NL__2PRFIN20100408_203124_000000382088_00243_42381_3392.N1	08-APR-2010 20:31:24	Bright	37.500	87	64Gam UMa	2.4330	11000.	75	42381	No
226	GOM_NL__2PRFIN20100408_203252_000000392088_00243_42381_3393.N1	08-APR-2010 20:32:52	Bright	38.500	32	77Eps UMa	1.7630	11000.	77	42381	No
227	GOM_NL__2PRFIN20100408_203918_000000412088_00243_42381_3394.N1	08-APR-2010 20:39:18	Bright	40.500	60	7Bet UMi	2.0810	3950.0	81	42381	No
228	GOM_NL__2PRFIN20100408_204908_000000402088_00243_42381_3395.N1	08-APR-2010 20:49:08	Bright	39.500	89	5Alp Cep	2.4510	8000.0	79	42381	No
229	GOM_NL__2PRFIN20100408_205423_000000452088_00243_42381_3396.N1	08-APR-2010 20:54:23	Bright	44.500	19	50Alp Cyg	1.2460	10500.	89	42381	No
230	GOM_NL__2PRFIN20100408_205821_000000482088_00243_42381_3397.N1	08-APR-2010 20:58:21	Bright	48.000	92	53Eps Cyg	2.5000	4500.0	96	42381	No
231	GOM_NL__2PRFIN20100408_210516_000000482088_00243_42381_3398.N1	08-APR-2010 21:05:16	Twilight	47.500	61	8Eps Peg	2.1000	3900.0	95	42381	No
232	GOM_NL__2PRFIN20100408_211005_000000472088_00243_42381_3399.N1	08-APR-2010 21:10:05	Dark	47.000	154	22Bet Aqr	2.8990	5700.0	94	42381	No
233	GOM_NL__2PRFIN20100408_211234_000000442088_00243_42381_3400.N1	08-APR-2010 21:12:34	Dark	43.500	142	49Del Cap	2.8500	8900.0	87	42381	No
234	GOM_NL__2PRFIN20100408_213150_000000532088_00244_42382_3410.N1	08-APR-2010 21:31:50	Dark	53.000	40	The Sco	1.8590	7100.0	106	42382	No
235	GOM_NL__2PRFIN20100408_213955_000000432088_00244_42382_3411.N1	08-APR-2010 21:39:55	Straylight	43.000	78	Alp Lup	2.3040	28000.	86	42382	No
236	GOM_NL__2PRFIN20100408_214131_000000472088_00244_42382_3412.N1	08-APR-2010 21:41:31	Straylight	46.500	81	Eta Cen	2.3560	28000.	93	42382	No
237	GOM_NL__2PRFIN20100408_214403_000000482088_00244_42382_3413.N1	08-APR-2010 21:44:03	Straylight	47.500	54	5The Cen	2.0550	4500.0	95	42382	No
238	GOM_NL__2PRFIN20100408_214932_000000442088_00244_42382_3414.N1	08-APR-2010 21:49:32	Twilight	43.500	106	9Bet Crv	2.6480	5600.0	87	42382	No
239	GOM_NL__2PRFIN20100408_215136_000000422088_00244_42382_3415.N1	08-APR-2010 21:51:36	Twilight	41.500	163	7Del Crv	2.9450	11000.	83	42382	No
240	GOM_NL__2PRFIN20100408_215259_000000502088_00244_42382_3416.N1	08-APR-2010 21:52:59	Bright	50.000	15	67Alp Vir	0.97600	28000.	100	42382	No
241	GOM_NL__2PRFIN20100408_215606_000000412088_00244_42382_3417.N1	08-APR-2010 21:56:06	Bright	41.000	121	29Gam Vir	2.7400	7200.0	82	42382	No
242	GOM_NL__2PRFIN20100408_220046_000000372088_00244_42382_3418.N1	08-APR-2010 22:00:46	Bright	36.500	62	94Bet Leo	2.1360	9700.0	73	42382	No
243	GOM_NL__2PRFIN20100408_220834_000000412088_00244_42382_3419.N1	08-APR-2010 22:08:34	Bright	40.500	152	12Alp2CVn	2.8900	11000.	81	42382	No
244	GOM_NL__2PRFIN20100408_221200_000000352088_00244_42382_3420.N1	08-APR-2010 22:12:00	Bright	34.500	87	64Gam UMa	2.4330	11000.	69	42382	No
245	GOM_NL__2PRFIN20100408_221328_000000392088_00244_42382_3421.N1	08-APR-2010 22:13:28	Bright	39.000	32	77Eps UMa	1.7630	11000.	78	42382	No
246	GOM_NL__2PRFIN20100408_221954_000000402088_00244_42382_3422.N1	08-APR-2010 22:19:54	Bright	40.000	60	7Bet UMi	2.0810	3950.0	80	42382	No
247	GOM_NL__2PRFIN20100408_222944_000000392088_00244_42382_3423.N1	08-APR-2010 22:29:44	Bright	38.500	89	5Alp Cep	2.4510	8000.0	77	42382	No
248	GOM_NL__2PRFIN20100408_223458_000000432088_00244_42382_3424.N1	08-APR-2010 22:34:58	Bright	42.500	19	50Alp Cyg	1.2460	10500.	85	42382	No
249	GOM_NL__2PRFIN20100408_223857_000000492088_00244_42382_3425.N1	08-APR-2010 22:38:57	Bright	48.500	92	53Eps Cyg	2.5000	4500.0	97	42382	No
250	GOM_NL__2PRFIN20100408_224552_000000482088_00244_42382_3426.N1	08-APR-2010 22:45:52	Twilight	47.500	61	8Eps Peg	2.1000	3900.0	95	42382	No
251	GOM_NL__2PRFIN20100408_225041_000000472088_00244_42382_3427.N1	08-APR-2010 22:50:41	Dark	46.500	154	22Bet Aqr	2.8990	5700.0	93	42382	No
252	GOM_NL__2PRFIN20100408_225309_000000442088_00244_42382_3428.N1	08-APR-2010 22:53:09	Dark	44.000	142	49Del Cap	2.8500	8900.0	88	42382	No
253	GOM_NL__2PRFIN20100408_231227_000000522088_00245_42383_3418.N1	08-APR-2010 23:12:27	Dark	51.500	40	The Sco	1.8590	7100.0	103	42383	No
254	GOM_NL__2PRFIN20100408_232031_000000462088_00245_42383_3419.N1	08-APR-2010 23:20:31	Straylight	46.000	78	Alp Lup	2.3040	28000.	92	42383	No
255	GOM_NL__2PRFIN20100408_232208_000000432088_00245_42383_3420.N1	08-APR-2010 23:22:08	Straylight	43.000	81	Eta Cen	2.3560	28000.	86	42383	No
256	GOM_NL__2PRFIN20100408_232440_000000512088_00245_42383_3421.N1	08-APR-2010 23:24:40	Straylight	50.500	54	5The Cen	2.0550	4500.0	101	42383	No
257	GOM_NL__2PRFIN20100408_233009_000000422088_00245_42383_3422.N1	08-APR-2010 23:30:09	Twilight	42.000	106	9Bet Crv	2.6480	5600.0	84	42383	No
258	GOM_NL__2PRFIN20100408_233212_000000452088_00245_42383_3423.N1	08-APR-2010 23:32:12	Twilight	44.500	163	7Del Crv	2.9450	11000.	89	42383	No
259	GOM_NL__2PRFIN20100408_233335_000000512088_00245_42383_3424.N1	08-APR-2010 23:33:35	Bright	50.500	15	67Alp Vir	0.97600	28000.	101	42383	No
260	GOM_NL__2PRFIN20100408_233642_000000422088_00245_42383_3425.N1	08-APR-2010 23:36:42	Bright	41.500	121	29Gam Vir	2.7400	7200.0	83	42383	No
261	GOM_NL__2PRFIN20100408_234122_000000372088_00245_42383_3426.N1	08-APR-2010 23:41:22	Bright	36.500	62	94Bet Leo	2.1360	9700.0	73	42383	No
262	GOM_NL__2PRFIN20100408_234910_000000402088_00245_42383_3427.N1	08-APR-2010 23:49:10	Bright	39.500	152	12Alp2CVn	2.8900	11000.	79	42383	No
263	GOM_NL__2PRFIN20100408_235235_000000352088_00245_42383_3428.N1	08-APR-2010 23:52:35	Bright	35.000	87	64Gam UMa	2.4330	11000.	70	42383	No
264	GOM_NL__2PRFIN20100408_235403_000000402088_00245_42383_3429.N1	08-APR-2010 23:54:03	Bright	40.000	32	77Eps UMa	1.7630	11000.	80	42383	No

3. Quality information per product

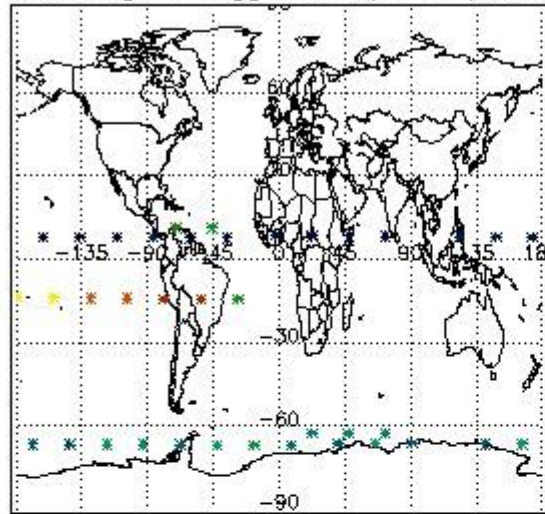
In this section it is plotted some information contained in the Quality Summary data set of the level 2 products. Only products in dark limb conditions and without errors (error flag in the MPH set to "0") are used.

3.1 Plot quality information per product (time dependant)

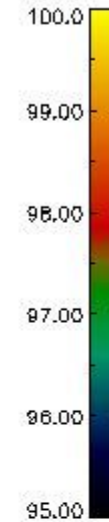
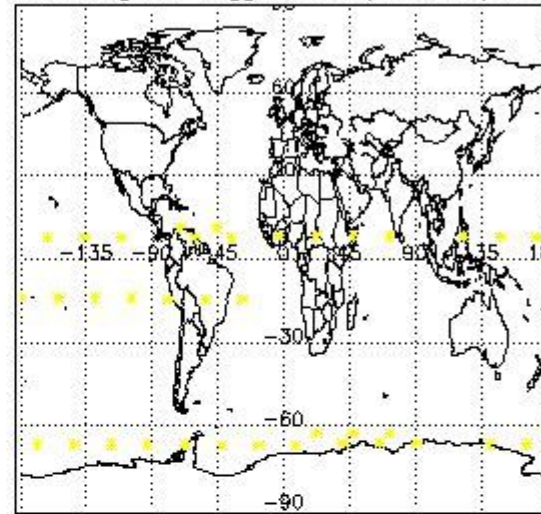


3.2 Plot quality information per product (world map)

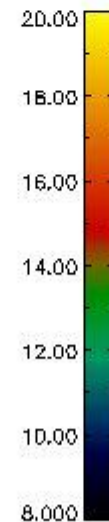
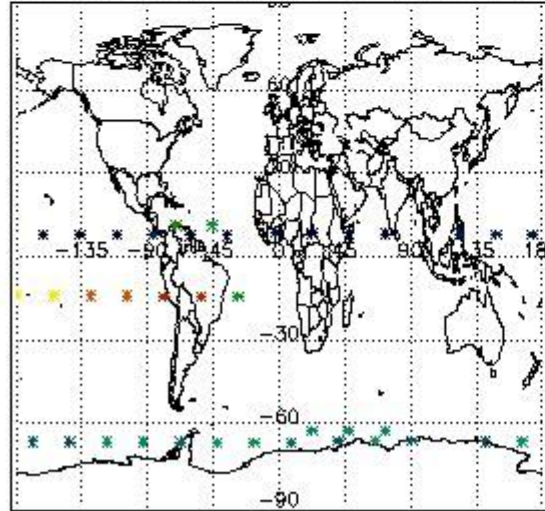
Percentage of flagged data per O3 profile



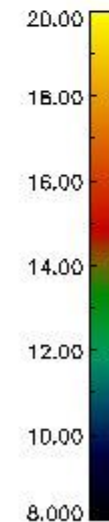
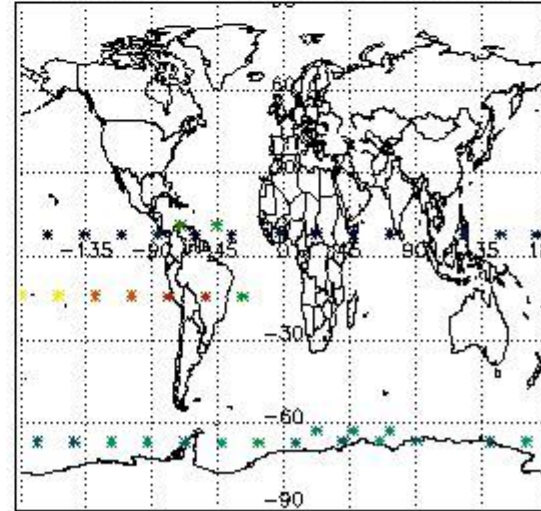
Percentage of flagged data per H2O profile



Percentage of flagged data per NO2 profile



Percentage of flagged data per NO3 profile

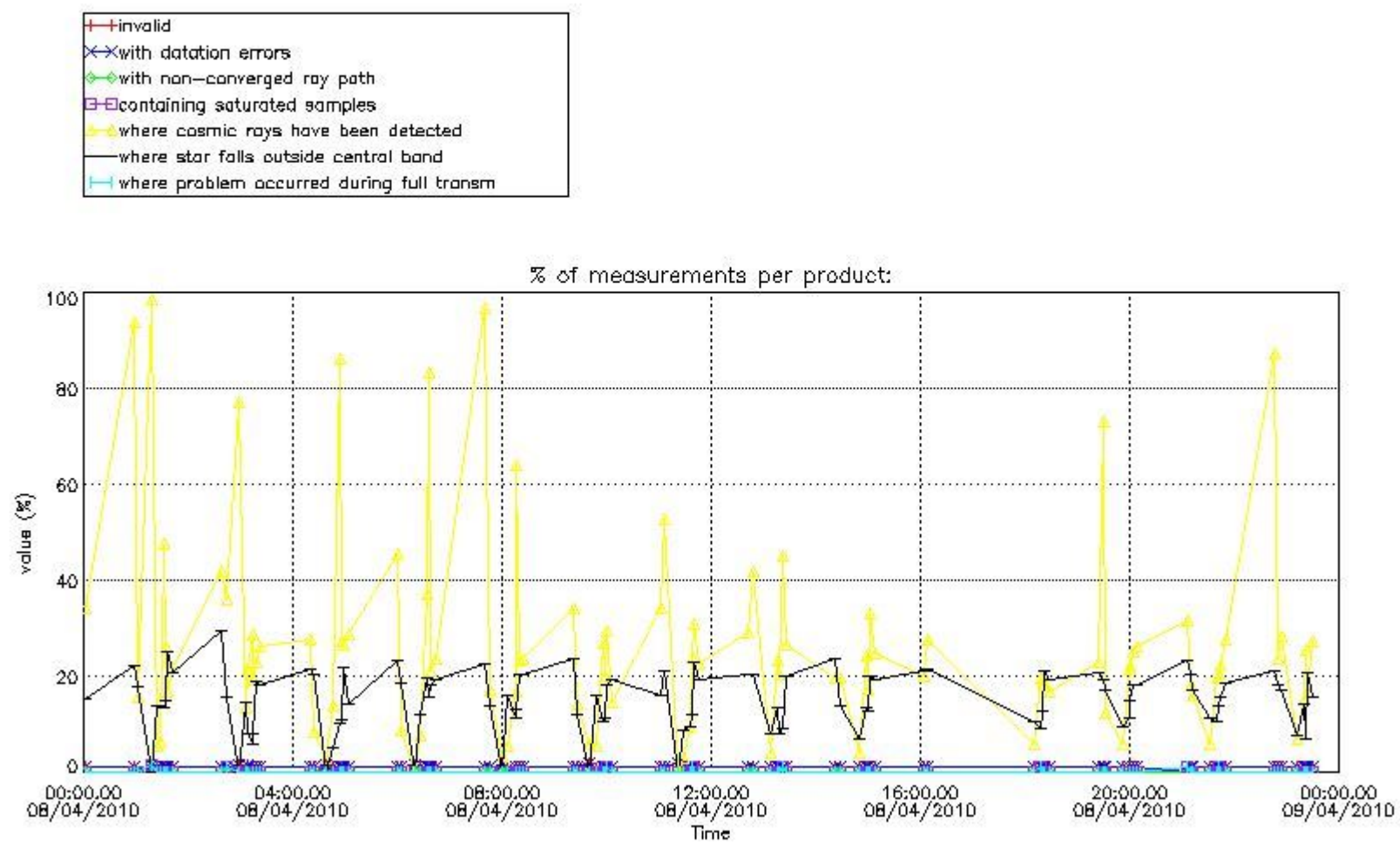


4. Level 1 quality information per product

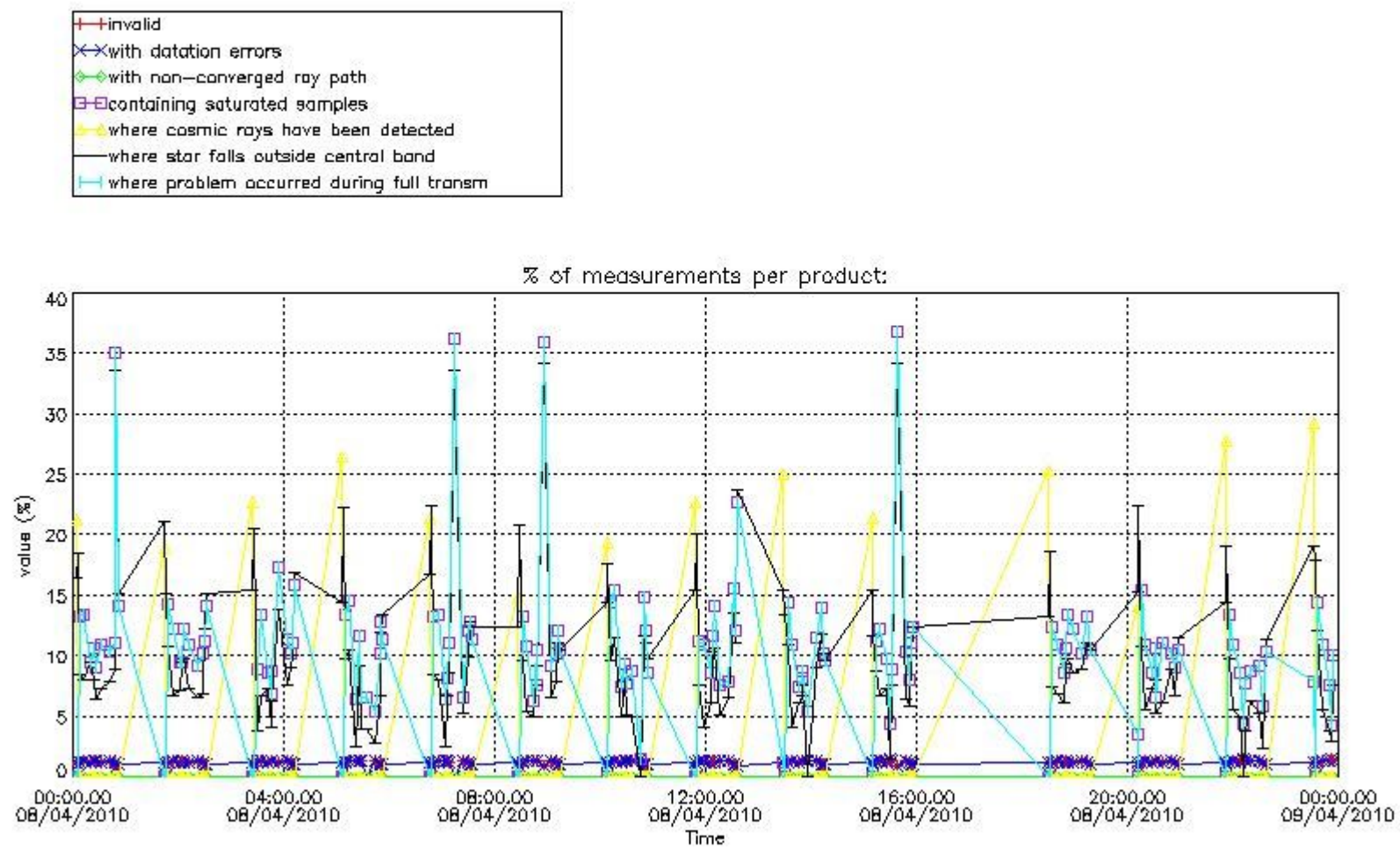
In this section it is plotted some information contained in the Quality Summary data set of the level 2 products that comes from the level 1b processing. Products without errors (error flag in the MPH set to "0") are used.

4.1 Plot quality information per product (time dependant) coming from level 1b processing

4.1.1 Plot level 1 quality information per product (time dependant): ENVISAT ASCENDING passes

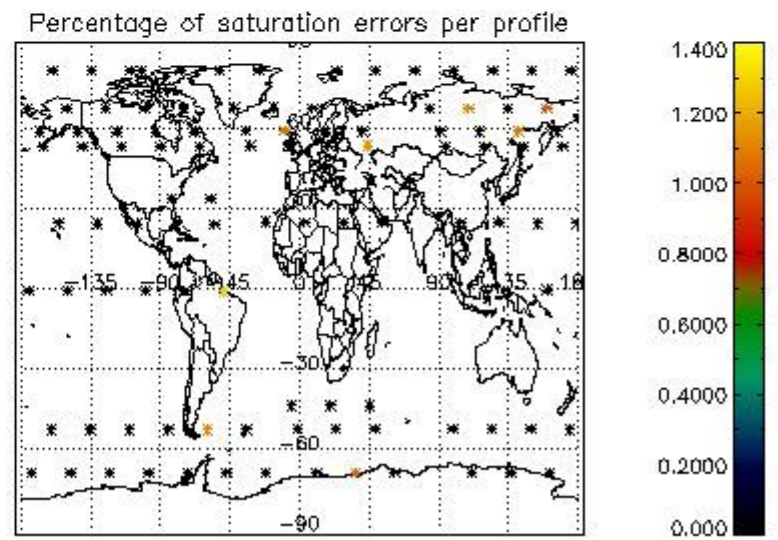
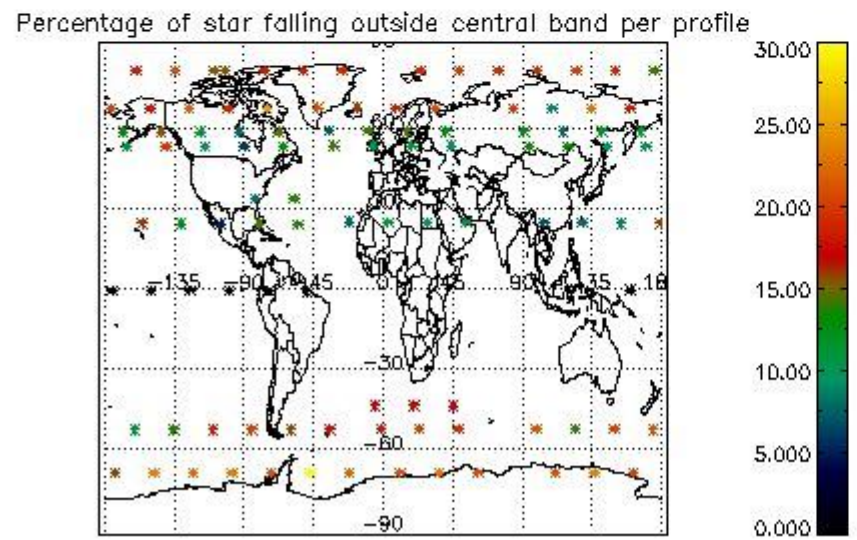
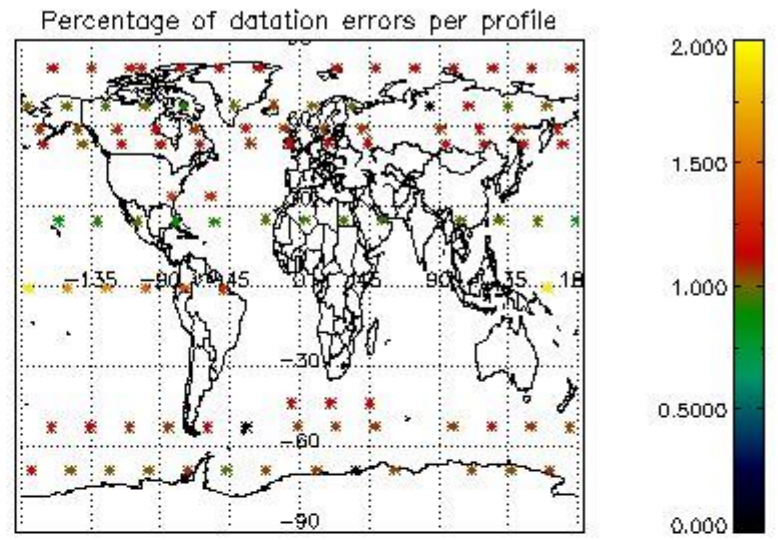
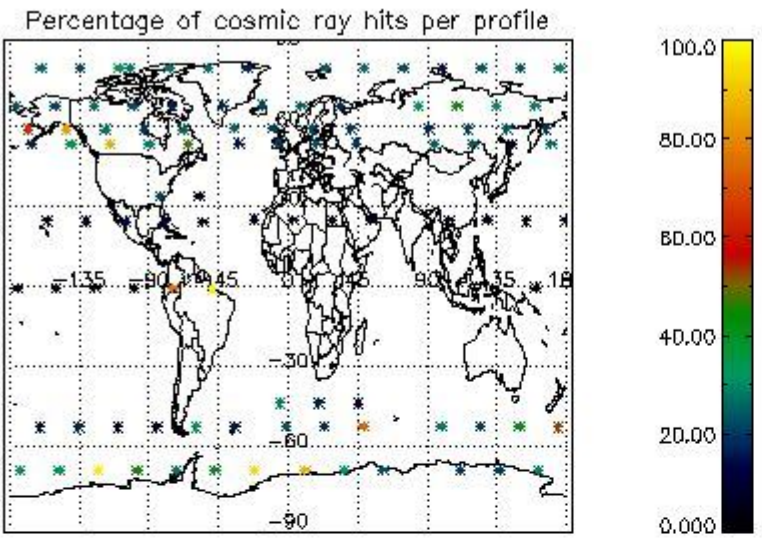


4.1.2 Plot level 1 quality information per product (time dependant): ENVI SAT DESCENDING passes



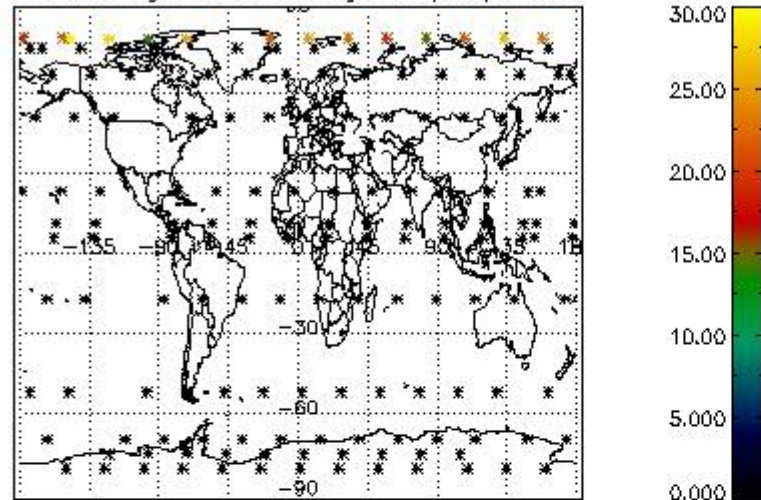
4.2 Plot quality information per product coming from level 1b processing (world map)

4.2.1 Plot level 1 quality information per product (world map): ENVISAT ASCENDING passes

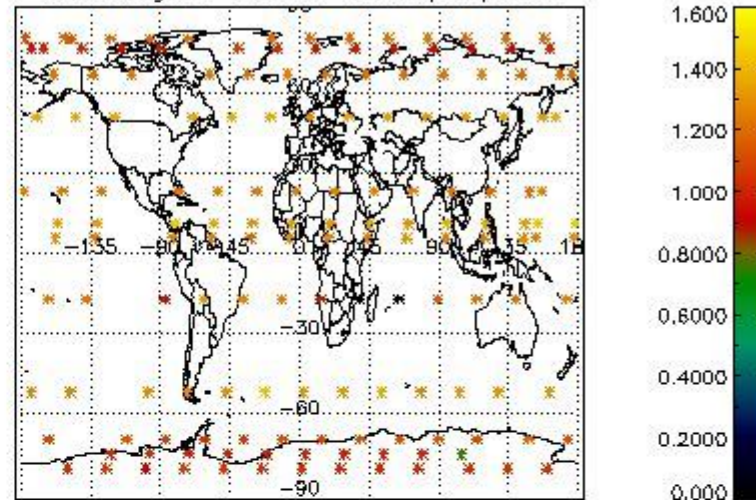


4.2.2 Plot level 1 quality information per product (world map): ENVISAT DESCENDING passes

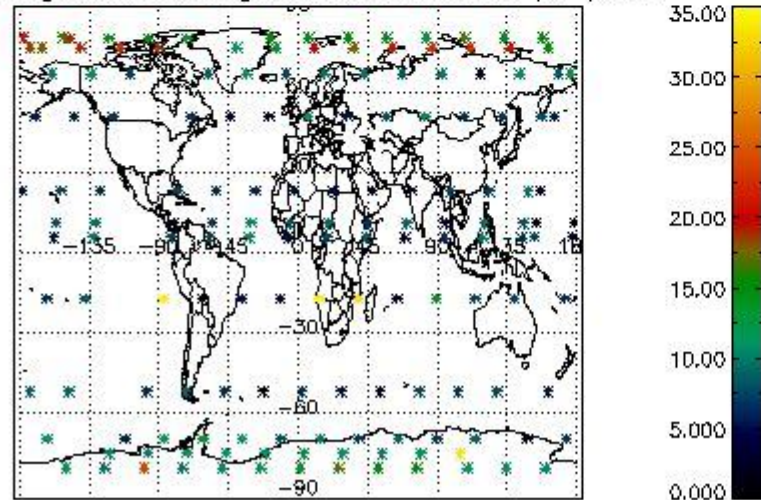
Percentage of cosmic ray hits per profile



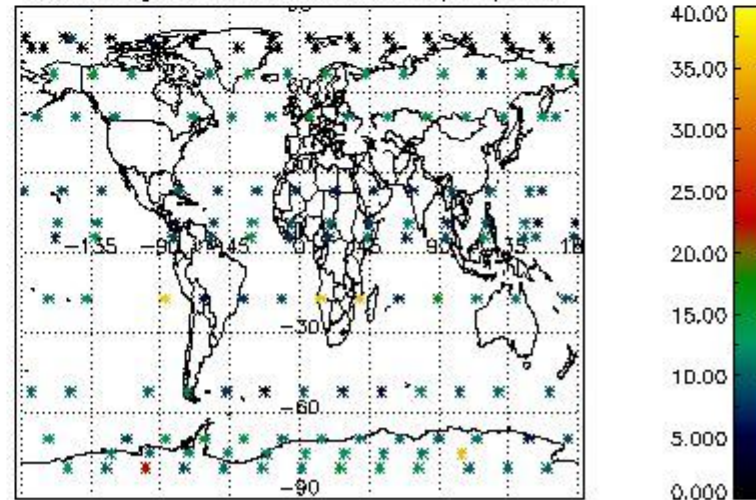
Percentage of datation errors per profile



Percentage of star falling outside central band per profile



Percentage of saturation errors per profile



5. Trace gas profiles

5.1 Ozone statistics based on quality of products

The final quality of the products can be "measured" using the STD (Standard Deviation) attached to every point profile. This information is written to the parameter GOM_NL__2P/NL_LOCAL_SPECIES_DENSITY/o3_std of the level 2 products. The table below shows the statistics for given STD ranges.

The statistics are given with respect to the overall valid production:

- Products without fatal errors: GOM_NL__2P/MPH/PRODUCT_ERR=0
- Valid point profile: GOM_NL__2P/NL_LOCAL_SPECIES_DENSITY/pcd(0)=0

The 'Criteria' is applied to valid points of dark limb products:

- Products in dark limb illumination condition: GOM_NL__2P/NL_SUMMARY_QUALITY/obs_ill_cond=0
- Products without fatal errors: GOM_NL__2P/MPH/PRODUCT_ERR=0
- Valid point profile: GOM_NL__2P/NL_LOCAL_SPECIES_DENSITY/pcd(0)=0

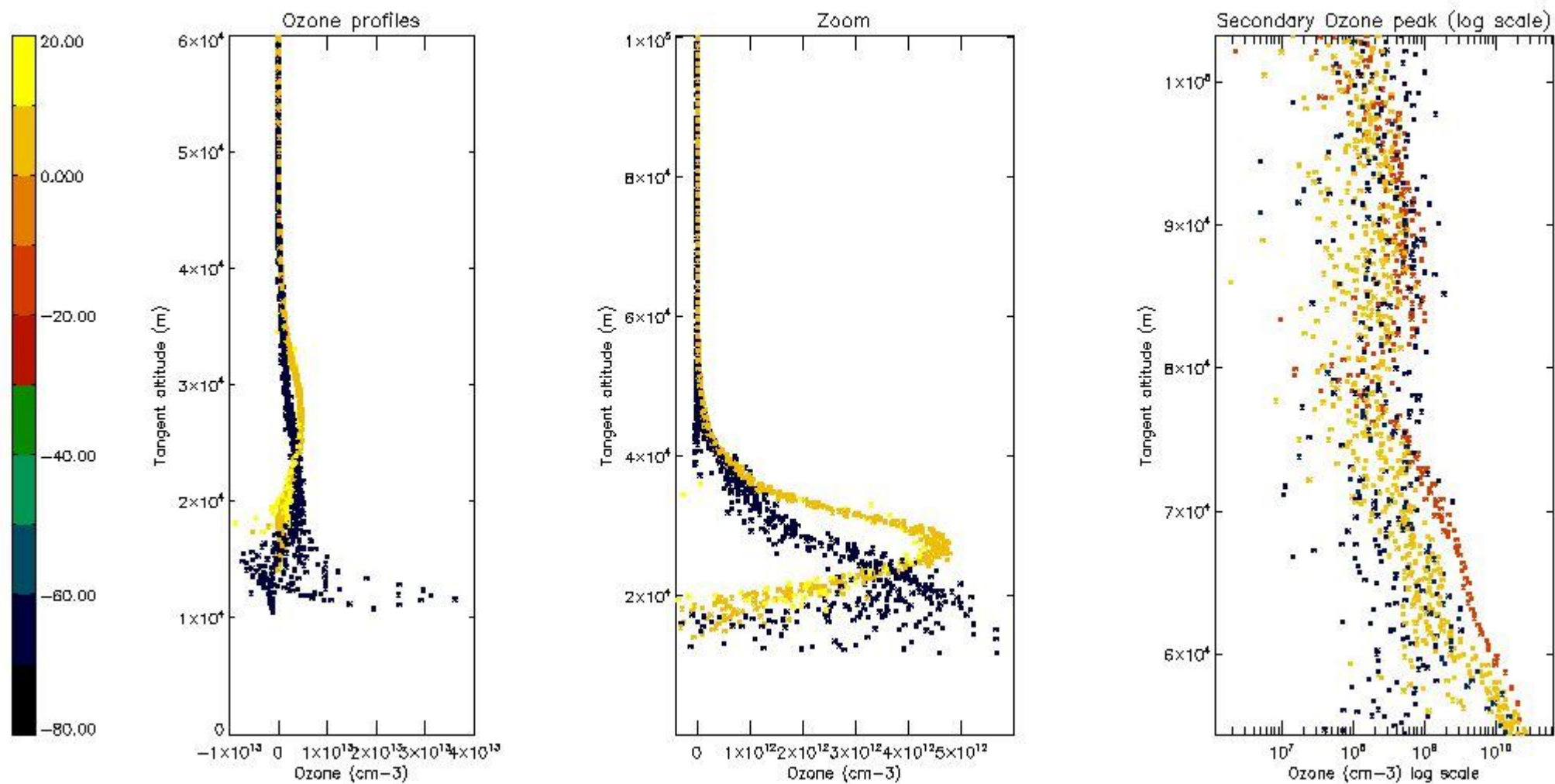
So, the table below shows the percentage of dark limb and valid observations for each criteria with respect to the overall valid daily observations.

Criteria	% of total production
All STD	15
STD < 20	4

STD < 10	2
STD < 5	1

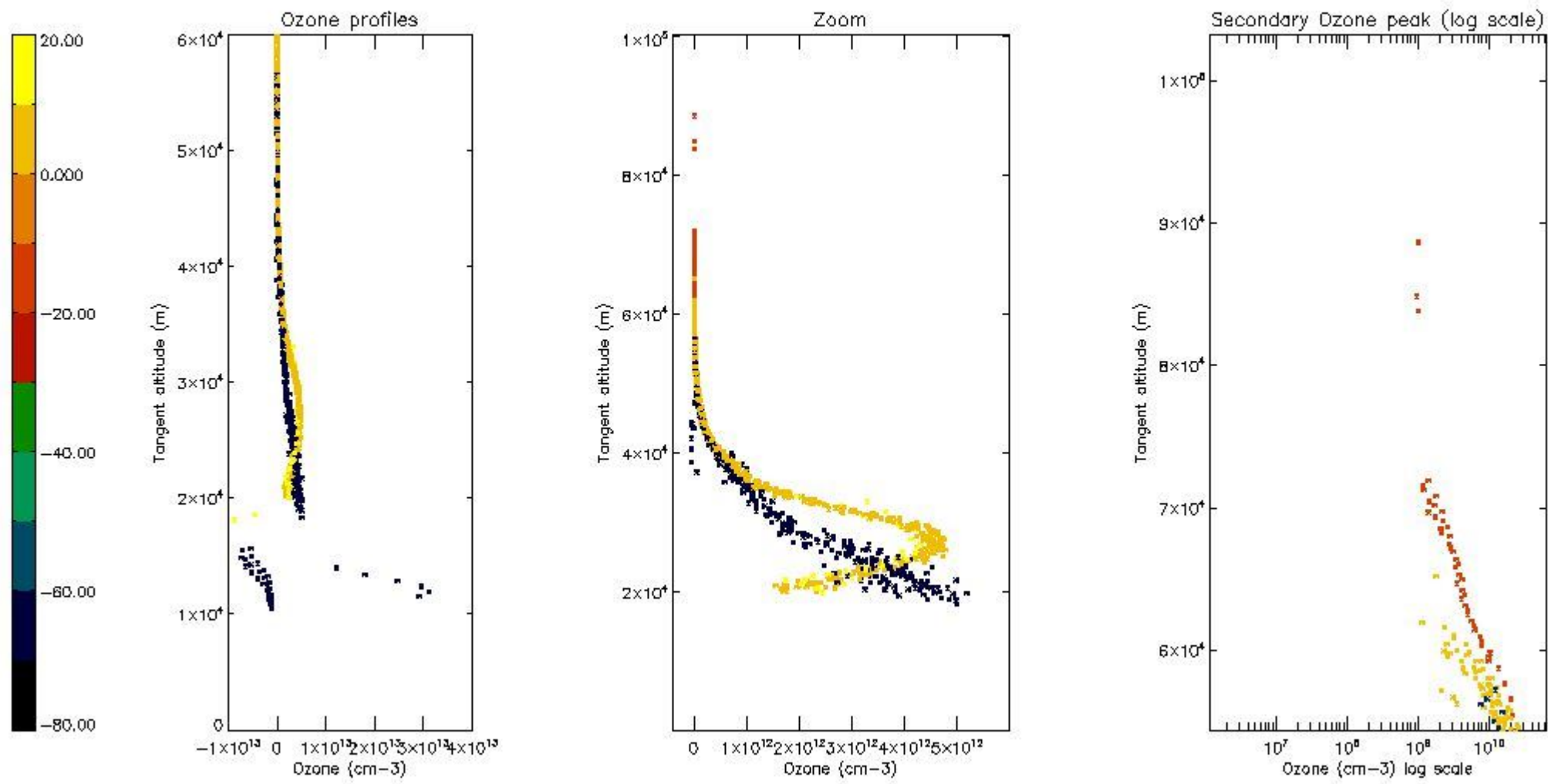
5.2 Plot ozone profiles for all STD (dark without errors)

The colorbar represents the latitude.



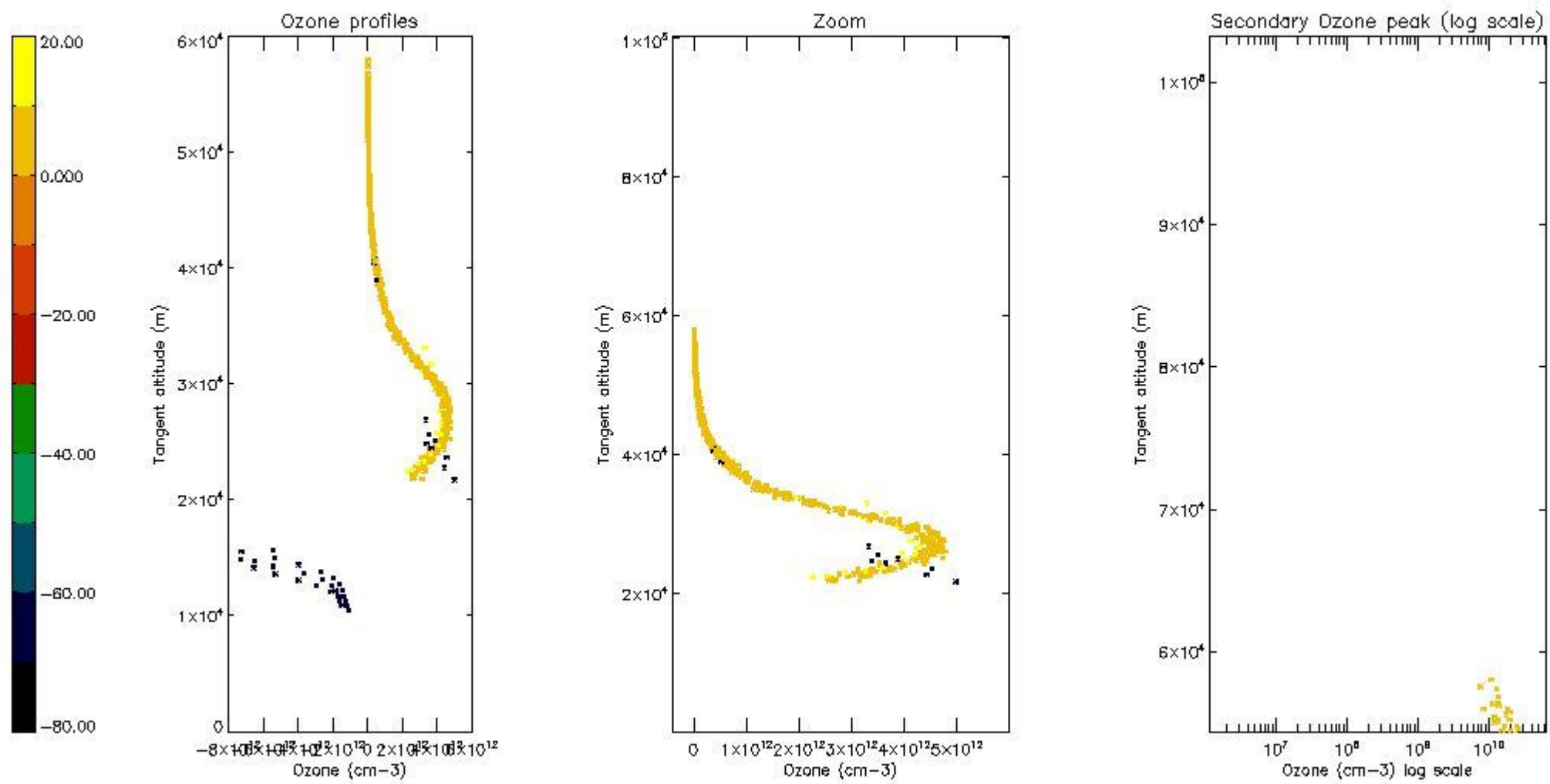
5.3 Plot ozone profiles where STD < 20% (dark without errors)

The colorbar represents the latitude.



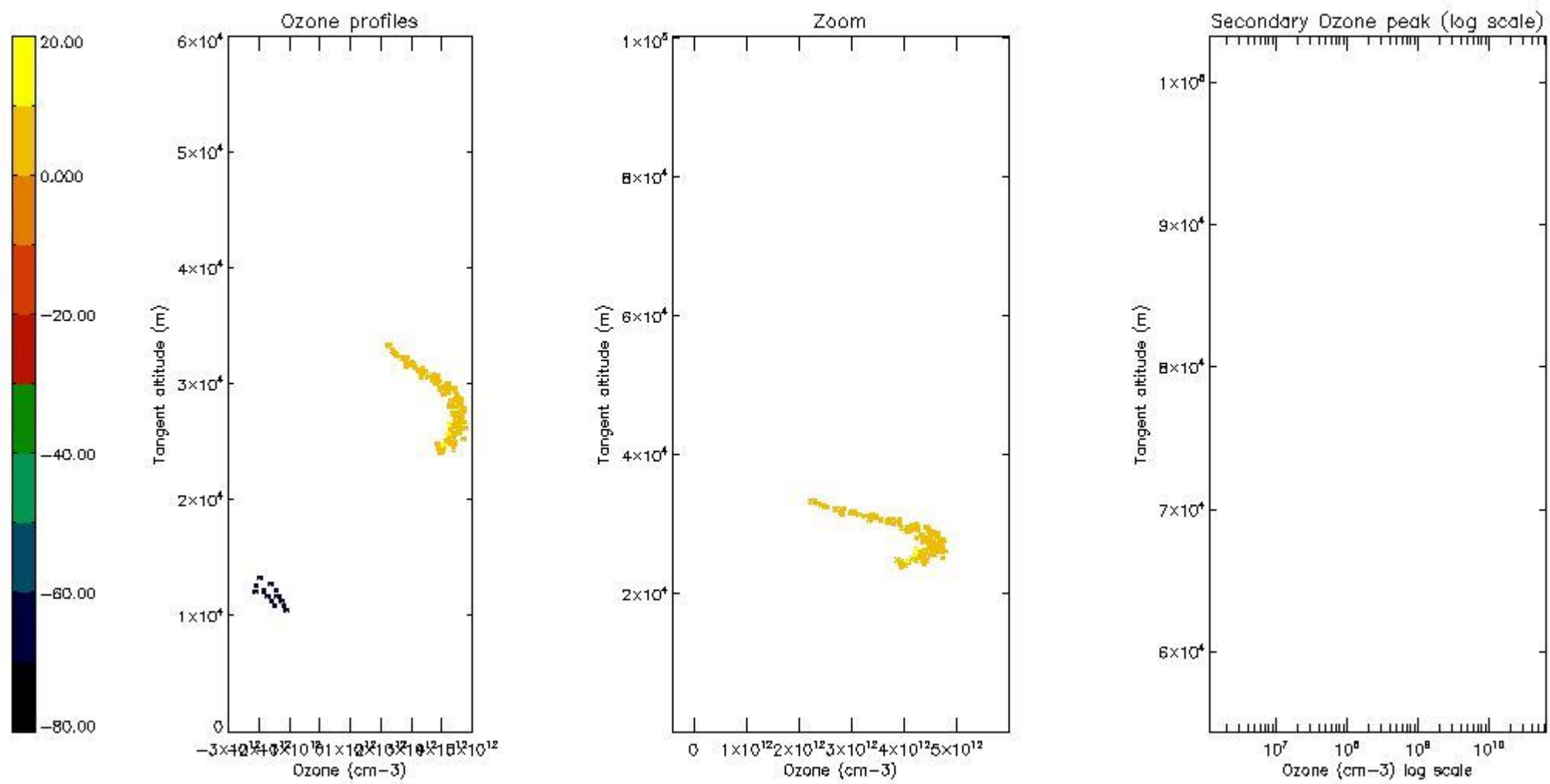
5.4 Plot ozone profiles where STD < 10% (dark without errors)

The colorbar represents the latitude.



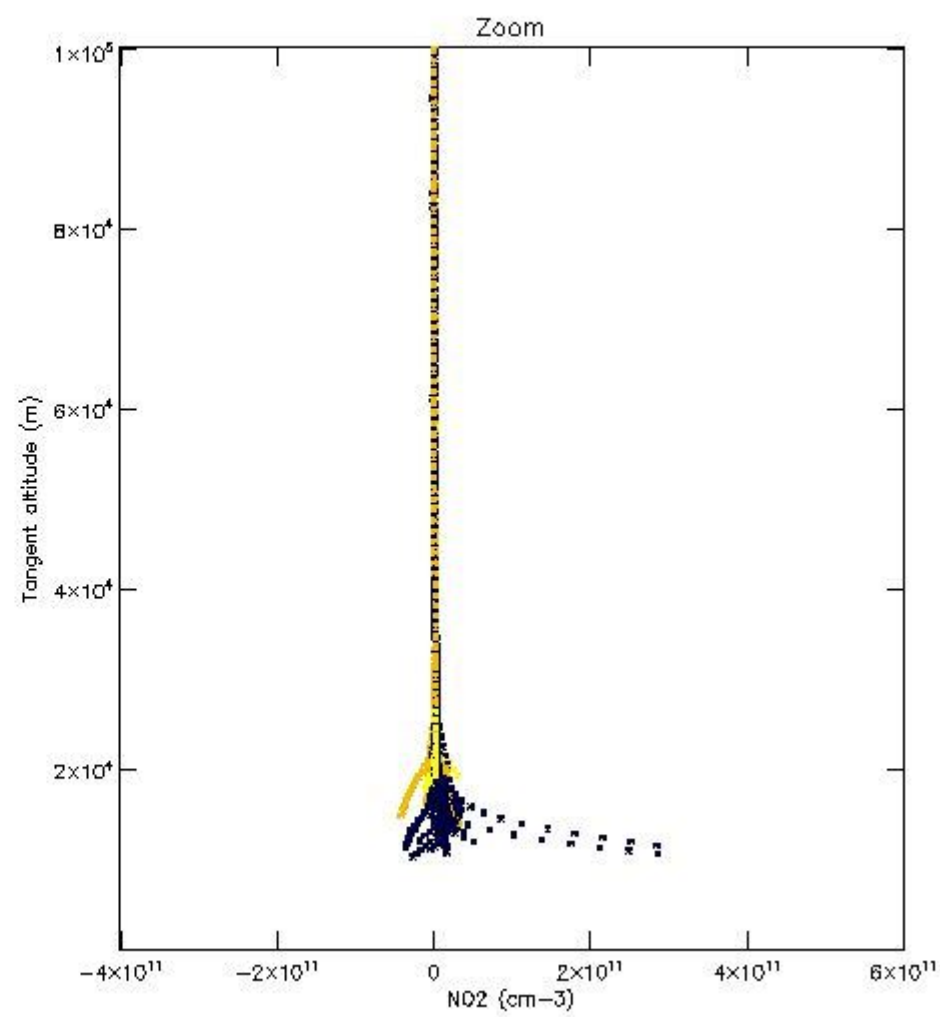
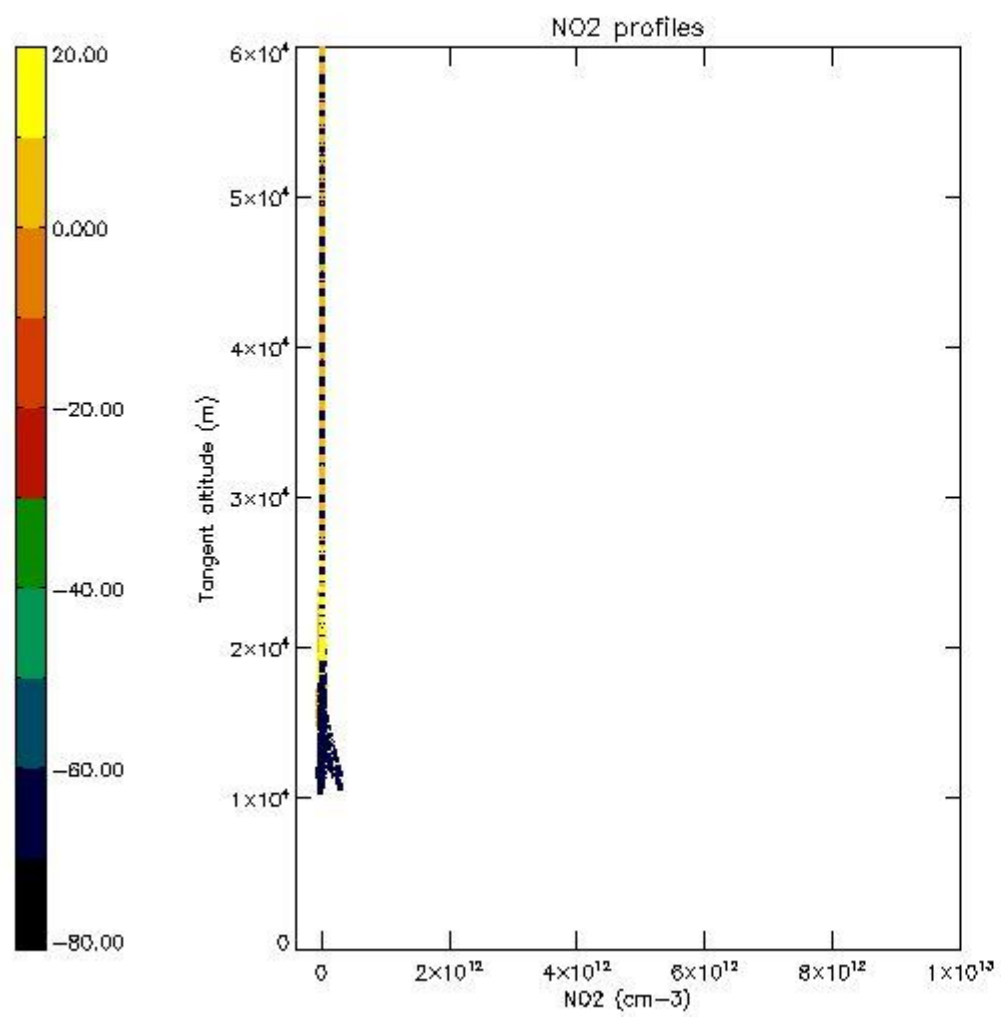
5.5 Plot ozone profiles where $STD < 5\%$ (dark without errors)

The colorbar represents the latitude.



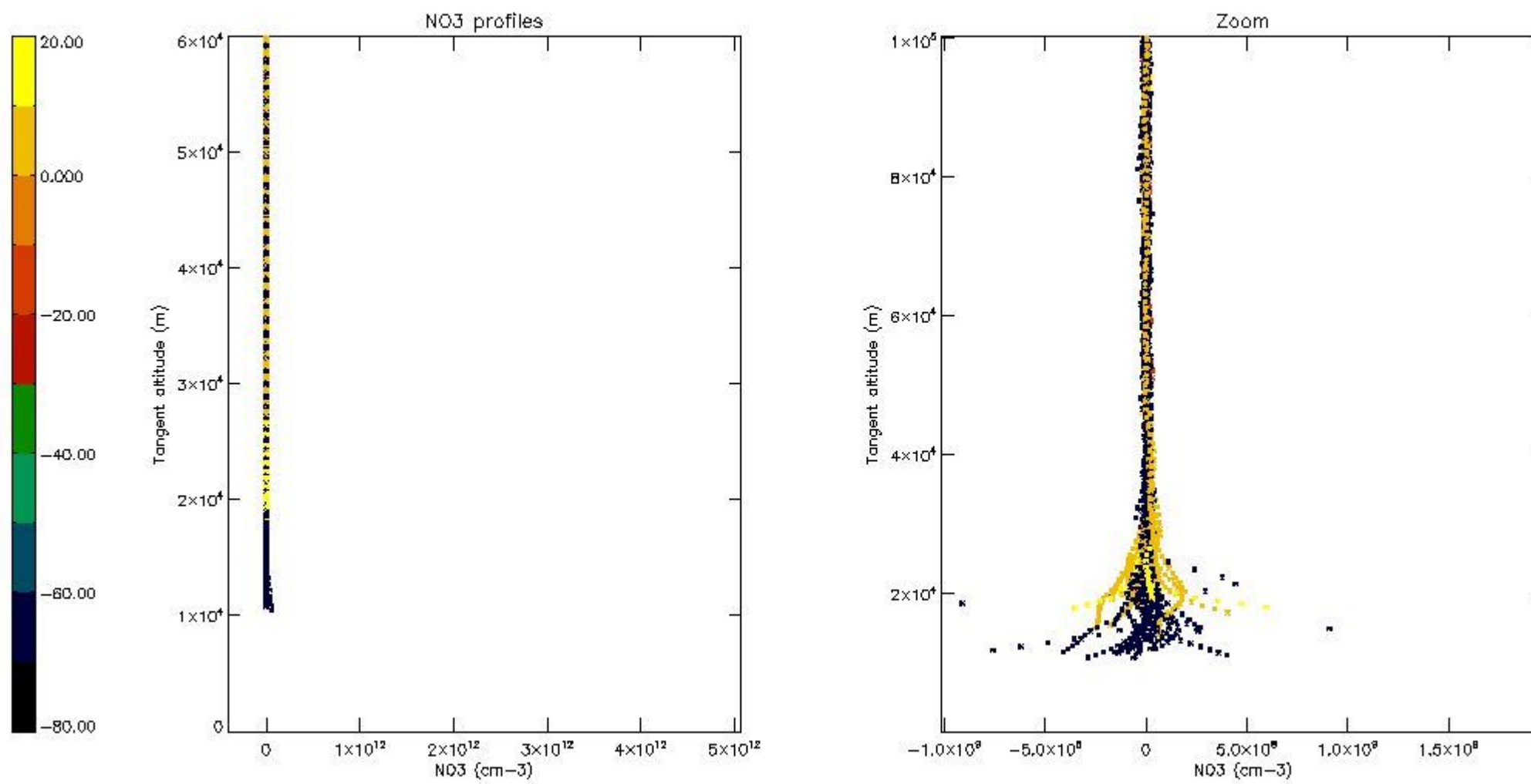
5.6 Plot NO₂ profiles for all STD (dark without errors)

The colorbar represents the latitude.



5.7 Plot NO3 profiles for all STD (dark without errors)

The colorbar represents the latitude.



6. Auxiliary Data Files used for the production reported in section 2

The number reported in the third column indicates since which file (see list in section 2) the corresponding auxiliary file has been used. The fourth column is the date of those product files.

Type	Auxiliary Filename	Used since product	Used since product date
INST_PHYS_CHARACTERISTICS	GOM_INS_AXVIEC20091111_143220_20030716_120000_20500101_000000	1	08-APR-2010 00:01:43
LEVEL-2_PROC_CONFIG	GOM_PR2_AXVIEC20091111_152718_20020301_000000_20500101_000000	1	08-APR-2010 00:01:43
CROSS_SECTIONS_FILE	GOM_CRS_AXVIEC20091111_154832_20020301_000000_20500101_000000	1	08-APR-2010 00:01:43

GOMOS Level 2 Daily Report

SUMMARY

[1. General Info](#)

[2. Summary of processed GOM_NL_2P products](#)

[3. Level 2 Quality information per product](#)

[3.1 Plot of level 2 quality information per product \(time dependant\)](#)

[3.2 Plot of level 2 quality information per product \(world map\)](#)

[4. Level 1 Quality information per product \(stored on level 2 products\)](#)

[4.1 Plot of level 1 quality information per product \(time dependant\)](#)

[4.1.1 Plot of level 1 quality information per product \(time dependant\): ASCENDING](#)

[4.1.2 Plot of level 1 quality information per product \(time dependant\): DESCENDING](#)

[4.2 Plot of level 1 quality information per product \(world map\)](#)

[4.2.1 Plot of level 1 quality information per product \(world map\): ASCENDING](#)

[4.2.2 Plot of level 1 quality information per product \(world map\): DESCENDING](#)

[5. Ozone profiles based on quality statistics and other trace gas profiles](#)

[5.1 Ozone statistics based on quality of products](#)

[5.2 Plot ozone profiles for all STD \(dark without errors\)](#)

[5.3 Plot ozone profiles where STD < 20% \(dark without errors\)](#)

[5.4. Plot ozone profiles where STD < 10% \(dark without errors\)](#)

[5.5. Plot ozone profiles where STD < 5% \(dark without errors\)](#)

[5.6 Plot NO2 profiles for all STD \(dark without errors\)](#)

[5.7 Plot NO3 profiles for all STD \(dark without errors\)](#)

[5.8 Plot H2O profiles \(only for occultations of stars 1,2,3,4,13,14,16,26,63 dark without errors\) for all STD](#)

[6. Auxiliary Data Files used for the production reported in section 2](#)

This report presents the daily analysis on parameters extracted from GOMOS level 2 data (GOM_NL__2P). It is intended to monitor some important parameters that will impact the quality of these products. A list of level 2 products (and content) that have arrived during the reporting day to the PCF is also given.

Item	Value
Time of report generation	29APR2013 09:27:55
Data source version	GOMOS/6.01
Start time of products	08-04-2010 (08APR2010 00:00:00)
Stop time of products	09-04-2010 (09APR2010 00:00:00)
Store outputs in DB	Yes
Nb of level 2 prods	264
Nb of prods with errors	0

2. Summary of processed GOM_NL__2P products.

Nr	Filename	UTC Start time	Limb	Duration	Star Id	Star Name	Star Mag	Star Temp	Nb Meas	Orbit	Prod. error
1	GOM_NL__2PRFIN20100408_000143_000000432088_00231_42369_4102.N1	08-APR-2010 00:01:43	Twilight	42.500	106	9Bet Crv	2.6480	5600.0	85	42369	No
2	GOM_NL__2PRFIN20100408_000336_000000432088_00231_42369_4103.N1	08-APR-2010 00:03:36	Twilight	42.500	100	4Gam Crv	2.5800	13100.	85	42369	No
3	GOM_NL__2PRFIN20100408_000512_000000522088_00231_42369_4104.N1	08-APR-2010 00:05:12	Bright	51.500	15	67Alp Vir	0.97600	28000.	103	42369	No
4	GOM_NL__2PRFIN20100408_000820_000000422088_00231_42369_4105.N1	08-APR-2010 00:08:20	Bright	41.500	121	29Gam Vir	2.7400	7200.0	83	42369	No
5	GOM_NL__2PRFIN20100408_001259_000000382088_00231_42369_4106.N1	08-APR-2010 00:12:59	Bright	37.500	62	94Bet Leo	2.1360	9700.0	75	42369	No
6	GOM_NL__2PRFIN20100408_002053_000000422088_00231_42369_4107.N1	08-APR-2010 00:20:53	Bright	42.000	152	12Alp2CVn	2.8900	11000.	84	42369	No
7	GOM_NL__2PRFIN20100408_002414_000000382088_00231_42369_4108.N1	08-APR-2010 00:24:14	Bright	37.500	87	64Gam UMa	2.4330	11000.	75	42369	No
8	GOM_NL__2PRFIN20100408_002545_000000392088_00231_42369_4109.N1	08-APR-2010 00:25:45	Bright	39.000	32	77Eps UMa	1.7630	11000.	78	42369	No
9	GOM_NL__2PRFIN20100408_003211_000000412088_00231_42369_4110.N1	08-APR-2010 00:32:11	Bright	41.000	60	7Bet UMi	2.0810	3950.0	82	42369	No
10	GOM_NL__2PRFIN20100408_004158_000000392088_00231_42369_4111.N1	08-APR-2010 00:41:58	Bright	38.500	89	5Alp Cep	2.4510	8000.0	77	42369	No
11	GOM_NL__2PRFIN20100408_004712_000000452088_00231_42369_4112.N1	08-APR-2010 00:47:12	Bright	45.000	19	50Alp Cyg	1.2460	10500.	90	42369	No
12	GOM_NL__2PRFIN20100408_004855_000000672088_00231_42369_4113.N1	08-APR-2010 00:48:55	Bright	67.000	66	37Gam Cyg	2.2080	5900.0	134	42369	No
13	GOM_NL__2PRFIN20100408_005109_000000502088_00231_42369_4114.N1	08-APR-2010 00:51:09	Bright	49.500	92	53Eps Cyg	2.5000	4500.0	99	42369	No
14	GOM_NL__2PRFIN20100408_005801_000000482088_00231_42369_4115.N1	08-APR-2010 00:58:01	Twilight	47.500	61	8Eps Peg	2.1000	3900.0	95	42369	No
15	GOM_NL__2PRFIN20100408_010248_000000452088_00231_42369_4116.N1	08-APR-2010 01:02:48	Dark	45.000	154	22Bet Aqr	2.8990	5700.0	90	42369	No
16	GOM_NL__2PRFIN20100408_011724_000000392088_00231_42369_4117.N1	08-APR-2010 01:17:24	Dark	39.000	103	38Zet Sgr	2.6000	9700.0	78	42369	No
17	GOM_NL__2PRFIN20100408_012426_000000552088_00232_42370_3261.N1	08-APR-2010 01:24:26	Dark	54.500	40	The Sco	1.8590	7100.0	109	42370	No
18	GOM_NL__2PRFIN20100408_012707_000000402088_00232_42370_3262.N1	08-APR-2010 01:27:07	Dark	40.000	134	Bet TrA	2.8100	6600.0	80	42370	No
19	GOM_NL__2PRFIN20100408_013237_000000452088_00232_42370_3263.N1	08-APR-2010 01:32:37	Straylight	45.000	78	Alp Lup	2.3040	28000.	90	42370	No
20	GOM_NL__2PRFIN20100408_013414_000000482088_00232_42370_3264.N1	08-APR-2010 01:34:14	Straylight	47.500	81	Eta Cen	2.3560	28000.	95	42370	No
21	GOM_NL__2PRFIN20100408_013647_000000542088_00232_42370_3265.N1	08-APR-2010 01:36:47	Straylight	54.000	54	5The Cen	2.0550	4500.0	108	42370	No
22	GOM_NL__2PRFIN20100408_014219_000000462088_00232_42370_3266.N1	08-APR-2010 01:42:19	Twilight	46.000	106	9Bet Crv	2.6480	5600.0	92	42370	No
23	GOM_NL__2PRFIN20100408_014412_000000452088_00232_42370_3267.N1	08-APR-2010 01:44:12	Twilight	45.000	100	4Gam Crv	2.5800	13100.	90	42370	No
24	GOM_NL__2PRFIN20100408_014548_000000502088_00232_42370_3268.N1	08-APR-2010 01:45:48	Bright	49.500	15	67Alp Vir	0.97600	28000.	99	42370	No
25	GOM_NL__2PRFIN20100408_014856_000000422088_00232_42370_3269.N1	08-APR-2010 01:48:56	Bright	42.000	121	29Gam Vir	2.7400	7200.0	84	42370	No
26	GOM_NL__2PRFIN20100408_015335_000000372088_00232_42370_3270.N1	08-APR-2010 01:53:35	Bright	37.000	62	94Bet Leo	2.1360	9700.0	74	42370	No
27	GOM_NL__2PRFIN20100408_020128_000000422088_00232_42370_3271.N1	08-APR-2010 02:01:28	Bright	42.000	152	12Alp2CVn	2.8900	11000.	84	42370	No
28	GOM_NL__2PRFIN20100408_020450_000000372088_00232_42370_3272.N1	08-APR-2010 02:04:50	Bright	37.000	87	64Gam UMa	2.4330	11000.	74	42370	No
29	GOM_NL__2PRFIN20100408_020621_000000412088_00232_42370_3273.N1	08-APR-2010 02:06:21	Bright	41.000	32	77Eps UMa	1.7630	11000.	82	42370	No
30	GOM_NL__2PRFIN20100408_021246_000000412088_00232_42370_3274.N1	08-APR-2010 02:12:46	Bright	41.000	60	7Bet UMi	2.0810	3950.0	82	42370	No
31	GOM_NL__2PRFIN20100408_022234_000000382088_00232_42370_3275.N1	08-APR-2010 02:22:34	Bright	38.000	89	5Alp Cep	2.4510	8000.0	76	42370	No
32	GOM_NL__2PRFIN20100408_022748_000000442088_00232_42370_3276.N1	08-APR-2010 02:27:48	Bright	44.000	19	50Alp Cyg	1.2460	10500.	88	42370	No
33	GOM_NL__2PRFIN20100408_022931_000000492088_00232_42370_3277.N1	08-APR-2010 02:29:31	Bright	49.000	66	37Gam Cyg	2.2080	5900.0	98	42370	No
34	GOM_NL__2PRFIN20100408_023145_000000502088_00232_42370_3278.N1	08-APR-2010 02:31:45	Bright	49.500	92	53Eps Cyg	2.5000	4500.0	99	42370	No
35	GOM_NL__2PRFIN20100408_023837_000000532088_00232_42370_3279.N1	08-APR-2010 02:38:37	Twilight	52.500	61	8Eps Peg	2.1000	3900.0	105	42370	No
36	GOM_NL__2PRFIN20100408_024324_000000452088_00232_42370_3280.N1	08-APR-2010 02:43:24	Dark	44.500	154	22Bet Aqr	2.8990	5700.0	89	42370	No
37	GOM_NL__2PRFIN20100408_025801_000000352088_00232_42370_3281.N1	08-APR-2010 02:58:01	Dark	35.000	103	38Zet Sgr	2.6000	9700.0	70	42370	No
38	GOM_NL__2PRFIN20100408_030503_000000562088_00233_42371_3289.N1	08-APR-2010 03:05:03	Dark	55.500	40	The Sco	1.8590	7100.0	111	42371	No
39	GOM_NL__2PRFIN20100408_030744_000000382088_00233_42371_3290.N1	08-APR-2010 03:07:44	Dark	37.500	134	Bet TrA	2.8100	6600.0	75	42371	No
40	GOM_NL__2PRFIN20100408_031313_000000422088_00233_42371_3291.N1	08-APR-2010 03:13:13	Straylight	42.000	78	Alp Lup	2.3040	28000.	84	42371	No
41	GOM_NL__2PRFIN20100408_031450_000000442088_00233_42371_3292.N1	08-APR-2010 03:14:50	Straylight	44.000	81	Eta Cen	2.3560	28000.	88	42371	No
42	GOM_NL__2PRFIN20100408_031723_000000502088_00233_42371_3293.N1	08-APR-2010 03:17:23	Straylight	50.000	54	5The Cen	2.0550	4500.0	100	42371	No

43	GOM_NL__2PRFIN20100408_032255_000000442088_00233_42371_3294.N1	08-APR-2010 03:22:55	TwI_and_stray	44.000	106	9Bet Crv	2.6480	5600.0	88	42371	No
44	GOM_NL__2PRFIN20100408_032448_000000422088_00233_42371_3295.N1	08-APR-2010 03:24:48	TwI_and_stray	42.000	100	4Gam Crv	2.5800	13100.	84	42371	No
45	GOM_NL__2PRFIN20100408_032624_000000542088_00233_42371_3296.N1	08-APR-2010 03:26:24	Bright	53.500	15	67Alp Vir	0.97600	28000.	107	42371	No
46	GOM_NL__2PRFIN20100408_032932_000000402088_00233_42371_3297.N1	08-APR-2010 03:29:32	Bright	39.500	121	29Gam Vir	2.7400	7200.0	79	42371	No
47	GOM_NL__2PRFIN20100408_033411_000000382088_00233_42371_3298.N1	08-APR-2010 03:34:11	Bright	37.500	62	94Bet Leo	2.1360	9700.0	75	42371	No
48	GOM_NL__2PRFIN20100408_034204_000000412088_00233_42371_3299.N1	08-APR-2010 03:42:04	Bright	41.000	152	12Alp2CVn	2.8900	11000.	82	42371	No
49	GOM_NL__2PRFIN20100408_034526_000000372088_00233_42371_3300.N1	08-APR-2010 03:45:26	Bright	36.500	87	64Gam UMa	2.4330	11000.	73	42371	No
50	GOM_NL__2PRFIN20100408_034657_000000402088_00233_42371_3301.N1	08-APR-2010 03:46:57	Bright	40.000	32	77Eps UMa	1.7630	11000.	80	42371	No
51	GOM_NL__2PRFIN20100408_035322_000000442088_00233_42371_3302.N1	08-APR-2010 03:53:22	Bright	43.500	60	7Bet UMi	2.0810	3950.0	87	42371	No
52	GOM_NL__2PRFIN20100408_040310_000000402088_00233_42371_3303.N1	08-APR-2010 04:03:10	Bright	39.500	89	5Alp Cep	2.4510	8000.0	79	42371	No
53	GOM_NL__2PRFIN20100408_040824_000000452088_00233_42371_3304.N1	08-APR-2010 04:08:24	Bright	44.500	19	50Alp Cyg	1.2460	10500.	89	42371	No
54	GOM_NL__2PRFIN20100408_041007_000000502088_00233_42371_3305.N1	08-APR-2010 04:10:07	Bright	49.500	66	37Gam Cyg	2.2080	5900.0	99	42371	No
55	GOM_NL__2PRFIN20100408_041221_000000512088_00233_42371_3306.N1	08-APR-2010 04:12:21	Bright	50.500	92	53Eps Cyg	2.5000	4500.0	101	42371	No
56	GOM_NL__2PRFIN20100408_041913_000000472088_00233_42371_3307.N1	08-APR-2010 04:19:13	TwI_and_stray	47.000	61	8Eps Peg	2.1000	3900.0	94	42371	No
57	GOM_NL__2PRFIN20100408_042400_000000472088_00233_42371_3308.N1	08-APR-2010 04:24:00	Dark	47.000	154	22Bet Aqr	2.8990	5700.0	94	42371	No
58	GOM_NL__2PRFIN20100408_043839_000000352088_00233_42371_3309.N1	08-APR-2010 04:38:39	Dark	35.000	103	38Zet Sgr	2.6000	9700.0	70	42371	No
59	GOM_NL__2PRFIN20100408_044540_000000512088_00234_42372_3297.N1	08-APR-2010 04:45:40	Dark	50.500	40	The Sco	1.8590	7100.0	101	42372	No
60	GOM_NL__2PRFIN20100408_045350_000000442088_00234_42372_3298.N1	08-APR-2010 04:53:50	Straylight	43.500	78	Alp Lup	2.3040	28000.	87	42372	No
61	GOM_NL__2PRFIN20100408_045527_000000462088_00234_42372_3299.N1	08-APR-2010 04:55:27	Straylight	46.000	81	Eta Cen	2.3560	28000.	92	42372	No
62	GOM_NL__2PRFIN20100408_045800_000000532088_00234_42372_3300.N1	08-APR-2010 04:58:00	Straylight	52.500	54	5The Cen	2.0550	4500.0	105	42372	No
63	GOM_NL__2PRFIN20100408_050331_000000422088_00234_42372_3301.N1	08-APR-2010 05:03:31	TwI_and_stray	42.000	106	9Bet Crv	2.6480	5600.0	84	42372	No
64	GOM_NL__2PRFIN20100408_050524_000000422088_00234_42372_3302.N1	08-APR-2010 05:05:24	TwI_and_stray	41.500	100	4Gam Crv	2.5800	13100.	83	42372	No
65	GOM_NL__2PRFIN20100408_050700_000000542088_00234_42372_3303.N1	08-APR-2010 05:07:00	Bright	54.000	15	67Alp Vir	0.97600	28000.	108	42372	No
66	GOM_NL__2PRFIN20100408_051008_000000412088_00234_42372_3304.N1	08-APR-2010 05:10:08	Bright	41.000	121	29Gam Vir	2.7400	7200.0	82	42372	No
67	GOM_NL__2PRFIN20100408_051447_000000382088_00234_42372_3305.N1	08-APR-2010 05:14:47	Bright	38.000	62	94Bet Leo	2.1360	9700.0	76	42372	No
68	GOM_NL__2PRFIN20100408_052240_000000402088_00234_42372_3306.N1	08-APR-2010 05:22:40	Bright	39.500	152	12Alp2CVn	2.8900	11000.	79	42372	No
69	GOM_NL__2PRFIN20100408_052602_000000392088_00234_42372_3307.N1	08-APR-2010 05:26:02	Bright	38.500	87	64Gam UMa	2.4330	11000.	77	42372	No
70	GOM_NL__2PRFIN20100408_052732_000000392088_00234_42372_3308.N1	08-APR-2010 05:27:32	Bright	38.500	32	77Eps UMa	1.7630	11000.	77	42372	No
71	GOM_NL__2PRFIN20100408_053358_000000392088_00234_42372_3309.N1	08-APR-2010 05:33:58	Bright	38.500	60	7Bet UMi	2.0810	3950.0	77	42372	No
72	GOM_NL__2PRFIN20100408_054346_000000372088_00234_42372_3310.N1	08-APR-2010 05:43:46	Bright	37.000	89	5Alp Cep	2.4510	8000.0	74	42372	No
73	GOM_NL__2PRFIN20100408_054900_000000452088_00234_42372_3311.N1	08-APR-2010 05:49:00	Bright	44.500	19	50Alp Cyg	1.2460	10500.	89	42372	No
74	GOM_NL__2PRFIN20100408_055043_000000512088_00234_42372_3312.N1	08-APR-2010 05:50:43	Bright	50.500	66	37Gam Cyg	2.2080	5900.0	101	42372	No
75	GOM_NL__2PRFIN20100408_055257_000000492088_00234_42372_3313.N1	08-APR-2010 05:52:57	Bright	48.500	92	53Eps Cyg	2.5000	4500.0	97	42372	No
76	GOM_NL__2PRFIN20100408_055950_000000502088_00234_42372_3314.N1	08-APR-2010 05:59:50	TwI_and_stray	49.500	61	8Eps Peg	2.1000	3900.0	99	42372	No
77	GOM_NL__2PRFIN20100408_060437_000000462088_00234_42372_3315.N1	08-APR-2010 06:04:37	Dark	46.000	154	22Bet Aqr	2.8990	5700.0	92	42372	No
78	GOM_NL__2PRFIN20100408_061916_000000312088_00234_42372_3316.N1	08-APR-2010 06:19:16	Dark	31.000	103	38Zet Sgr	2.6000	9700.0	62	42372	No
79	GOM_NL__2PRFIN20100408_062617_000000542088_00235_42373_3305.N1	08-APR-2010 06:26:17	Dark	53.500	40	The Sco	1.8590	7100.0	107	42373	No
80	GOM_NL__2PRFIN20100408_063426_000000492088_00235_42373_3306.N1	08-APR-2010 06:34:26	Straylight	48.500	78	Alp Lup	2.3040	28000.	97	42373	No
81	GOM_NL__2PRFIN20100408_063603_000000482088_00235_42373_3307.N1	08-APR-2010 06:36:03	Straylight	48.000	81	Eta Cen	2.3560	28000.	96	42373	No
82	GOM_NL__2PRFIN20100408_063836_000000502088_00235_42373_3308.N1	08-APR-2010 06:38:36	Straylight	50.000	54	5The Cen	2.0550	4500.0	100	42373	No
83	GOM_NL__2PRFIN20100408_064408_000000452088_00235_42373_3309.N1	08-APR-2010 06:44:08	TwI_and_stray	44.500	106	9Bet Crv	2.6480	5600.0	89	42373	No
84	GOM_NL__2PRFIN20100408_064601_000000422088_00235_42373_3310.N1	08-APR-2010 06:46:01	TwI_and_stray	42.000	100	4Gam Crv	2.5800	13100.	84	42373	No
85	GOM_NL__2PRFIN20100408_064736_000000542088_00235_42373_3311.N1	08-APR-2010 06:47:36	Bright	53.500	15	67Alp Vir	0.97600	28000.	107	42373	No
86	GOM_NL__2PRFIN20100408_065043_000000422088_00235_42373_3312.N1	08-APR-2010 06:50:43	Bright	41.500	121	29Gam Vir	2.7400	7200.0	83	42373	No
87	GOM_NL__2PRFIN20100408_065523_000000382088_00235_42373_3313.N1	08-APR-2010 06:55:23	Bright	37.500	62	94Bet Leo	2.1360	9700.0	75	42373	No
88	GOM_NL__2PRFIN20100408_070315_000000402088_00235_42373_3314.N1	08-APR-2010 07:03:15	Bright	39.500	152	12Alp2CVn	2.8900	11000.	79	42373	No
89	GOM_NL__2PRFIN20100408_070637_000000372088_00235_42373_3315.N1	08-APR-2010 07:06:37	Bright	37.000	87	64Gam UMa	2.4330	11000.	74	42373	No
90	GOM_NL__2PRFIN20100408_070808_000000412088_00235_42373_3316.N1	08-APR-2010 07:08:08	Bright	40.500	32	77Eps UMa	1.7630	11000.	81	42373	No
91	GOM_NL__2PRFIN20100408_071433_000000572088_00235_42373_3317.N1	08-APR-2010 07:14:33	Bright	56.500	60	7Bet UMi	2.0810	3950.0	113	42373	No
92	GOM_NL__2PRFIN20100408_072422_000000382088_00235_42373_3318.N1	08-APR-2010 07:24:22	Bright	38.000	89	5Alp Cep	2.4510	8000.0	76	42373	No
93	GOM_NL__2PRFIN20100408_072936_000000462088_00235_42373_3319.N1	08-APR-2010 07:29:36	Bright	45.500	19	50Alp Cyg	1.2460	10500.	91	42373	No
94	GOM_NL__2PRFIN20100408_073118_000000512088_00235_42373_3320.N1	08-APR-2010 07:31:18	Bright	50.500	66	37Gam Cyg	2.2080	5900.0	101	42373	No
95	GOM_NL__2PRFIN20100408_073333_000000492088_00235_42373_3321.N1	08-APR-2010 07:33:33	Bright	48.500	92	53Eps Cyg	2.5000	4500.0	97	42373	No
96	GOM_NL__2PRFIN20100408_074026_000000492088_00235_42373_3322.N1	08-APR-2010 07:40:26	TwI_and_stray	48.500	61	8Eps Peg	2.1000	3900.0	97	42373	No
97	GOM_NL__2PRFIN20100408_074513_000000442088_00235_42373_3323.N1	08-APR-2010 07:45:13	Dark	43.500	154	22Bet Aqr	2.8990	5700.0	87	42373	No
98	GOM_NL__2PRFIN20100408_075954_000000312088_00235_42373_3324.N1	08-APR-2010 07:59:54	Dark	31.000	103	38Zet Sgr	2.6000	9700.0	62	42373	No
99	GOM_NL__2PRFIN20100408_080654_000000562088_00236_42374_3314.N1	08-APR-2010 08:06:54	Dark	56.000	40	The Sco	1.8590	7100.0	112	42374	No
100	GOM_NL__2PRFIN20100408_081503_000000452088_00236_42374_3315.N1	08-APR-2010 08:15:03	Straylight	44.500	78	Alp Lup	2.3040	28000.	89	42374	No
101	GOM_NL__2PRFIN20100408_081640_000000462088_00236_42374_3316.N1	08-APR-2010 08:16:40	Straylight	46.000	81	Eta Cen	2.3560	28000.	92	42374	No

102	GOM_NL__2PRFIN20100408_081913_000000502088_00236_42374_3317.N1	08-APR-2010 08:19:13	Straylight	49.500	54	5The Cen	2.0550	4500.0	99	42374	No
103	GOM_NL__2PRFIN20100408_082444_000000452088_00236_42374_3318.N1	08-APR-2010 08:24:44	Tw_i_and_stray	44.500	106	9Bet Crv	2.6480	5600.0	89	42374	No
104	GOM_NL__2PRFIN20100408_082636_000000412088_00236_42374_3319.N1	08-APR-2010 08:26:36	Tw_i_and_stray	40.500	100	4Gam Crv	2.5800	13100.	81	42374	No
105	GOM_NL__2PRFIN20100408_082812_000000532088_00236_42374_3320.N1	08-APR-2010 08:28:12	Bright	53.000	15	67Alp Vir	0.97600	28000.	106	42374	No
106	GOM_NL__2PRFIN20100408_083119_000000422088_00236_42374_3321.N1	08-APR-2010 08:31:19	Bright	41.500	121	29Gam Vir	2.7400	7200.0	83	42374	No
107	GOM_NL__2PRFIN20100408_083559_000000372088_00236_42374_3322.N1	08-APR-2010 08:35:59	Bright	37.000	62	94Bet Leo	2.1360	9700.0	74	42374	No
108	GOM_NL__2PRFIN20100408_084351_000000402088_00236_42374_3323.N1	08-APR-2010 08:43:51	Bright	40.000	152	12Alp2CVn	2.8900	11000.	80	42374	No
109	GOM_NL__2PRFIN20100408_084713_000000382088_00236_42374_3324.N1	08-APR-2010 08:47:13	Bright	38.000	87	64Gam UMa	2.4330	11000.	76	42374	No
110	GOM_NL__2PRFIN20100408_084843_000000402088_00236_42374_3325.N1	08-APR-2010 08:48:43	Bright	39.500	32	77Eps UMa	1.7630	11000.	79	42374	No
111	GOM_NL__2PRFIN20100408_085509_000000572088_00236_42374_3326.N1	08-APR-2010 08:55:09	Bright	57.000	60	7Bet UMi	2.0810	3950.0	114	42374	No
112	GOM_NL__2PRFIN20100408_090457_000000392088_00236_42374_3327.N1	08-APR-2010 09:04:57	Bright	38.500	89	5Alp Cep	2.4510	8000.0	77	42374	No
113	GOM_NL__2PRFIN20100408_091012_000000452088_00236_42374_3328.N1	08-APR-2010 09:10:12	Bright	44.500	19	50Alp Cyg	1.2460	10500.	89	42374	No
114	GOM_NL__2PRFIN20100408_091154_000000502088_00236_42374_3329.N1	08-APR-2010 09:11:54	Bright	50.000	66	37Gam Cyg	2.2080	5900.0	100	42374	No
115	GOM_NL__2PRFIN20100408_091409_000000482088_00236_42374_3330.N1	08-APR-2010 09:14:09	Bright	47.500	92	53Eps Cyg	2.5000	4500.0	95	42374	No
116	GOM_NL__2PRFIN20100408_092102_000000492088_00236_42374_3331.N1	08-APR-2010 09:21:02	Tw_i_and_stray	48.500	61	8Eps Peg	2.1000	3900.0	97	42374	No
117	GOM_NL__2PRFIN20100408_092550_000000422088_00236_42374_3332.N1	08-APR-2010 09:25:50	Dark	42.000	154	22Bet Aqr	2.8990	5700.0	84	42374	No
118	GOM_NL__2PRFIN20100408_094031_000000262088_00236_42374_3333.N1	08-APR-2010 09:40:31	Dark	26.000	103	38Zet Sgr	2.6000	9700.0	52	42374	No
119	GOM_NL__2PRFIN20100408_094731_000000572088_00237_42375_3322.N1	08-APR-2010 09:47:31	Dark	56.500	40	The Sco	1.8590	7100.0	113	42375	No
120	GOM_NL__2PRFIN20100408_095540_000000432088_00237_42375_3323.N1	08-APR-2010 09:55:40	Straylight	43.000	78	Alp Lup	2.3040	28000.	86	42375	No
121	GOM_NL__2PRFIN20100408_095716_000000452088_00237_42375_3324.N1	08-APR-2010 09:57:16	Straylight	45.000	81	Eta Cen	2.3560	28000.	90	42375	No
122	GOM_NL__2PRFIN20100408_095949_000000502088_00237_42375_3325.N1	08-APR-2010 09:59:49	Straylight	49.500	54	5The Cen	2.0550	4500.0	99	42375	No
123	GOM_NL__2PRFIN20100408_100520_000000452088_00237_42375_3326.N1	08-APR-2010 10:05:20	Tw_i_and_stray	44.500	106	9Bet Crv	2.6480	5600.0	89	42375	No
124	GOM_NL__2PRFIN20100408_100712_000000422088_00237_42375_3327.N1	08-APR-2010 10:07:12	Tw_i_and_stray	41.500	100	4Gam Crv	2.5800	13100.	83	42375	No
125	GOM_NL__2PRFIN20100408_100848_000000512088_00237_42375_3328.N1	08-APR-2010 10:08:48	Bright	51.000	15	67Alp Vir	0.97600	28000.	102	42375	No
126	GOM_NL__2PRFIN20100408_101155_000000422088_00237_42375_3329.N1	08-APR-2010 10:11:55	Bright	41.500	121	29Gam Vir	2.7400	7200.0	83	42375	No
127	GOM_NL__2PRFIN20100408_101635_000000392088_00237_42375_3330.N1	08-APR-2010 10:16:35	Bright	39.000	62	94Bet Leo	2.1360	9700.0	78	42375	No
128	GOM_NL__2PRFIN20100408_102426_000000412088_00237_42375_3331.N1	08-APR-2010 10:24:26	Bright	40.500	152	12Alp2CVn	2.8900	11000.	81	42375	No
129	GOM_NL__2PRFIN20100408_102749_000000382088_00237_42375_3332.N1	08-APR-2010 10:27:49	Bright	37.500	87	64Gam UMa	2.4330	11000.	75	42375	No
130	GOM_NL__2PRFIN20100408_102919_000000392088_00237_42375_3333.N1	08-APR-2010 10:29:19	Bright	39.000	32	77Eps UMa	1.7630	11000.	78	42375	No
131	GOM_NL__2PRFIN20100408_103544_000000402088_00237_42375_3334.N1	08-APR-2010 10:35:44	Bright	40.000	60	7Bet UMi	2.0810	3950.0	80	42375	No
132	GOM_NL__2PRFIN20100408_104533_000000352088_00237_42375_3335.N1	08-APR-2010 10:45:33	Bright	35.000	89	5Alp Cep	2.4510	8000.0	70	42375	No
133	GOM_NL__2PRFIN20100408_105048_000000472088_00237_42375_3336.N1	08-APR-2010 10:50:48	Bright	47.000	19	50Alp Cyg	1.2460	10500.	94	42375	No
134	GOM_NL__2PRFIN20100408_105230_000000502088_00237_42375_3337.N1	08-APR-2010 10:52:30	Bright	50.000	66	37Gam Cyg	2.2080	5900.0	100	42375	No
135	GOM_NL__2PRFIN20100408_105445_000000472088_00237_42375_3338.N1	08-APR-2010 10:54:45	Bright	46.500	92	53Eps Cyg	2.5000	4500.0	93	42375	No
136	GOM_NL__2PRFIN20100408_110139_000000442088_00237_42375_3339.N1	08-APR-2010 11:01:39	Tw_i_and_stray	44.000	61	8Eps Peg	2.1000	3900.0	88	42375	No
137	GOM_NL__2PRFIN20100408_110626_000000482088_00237_42375_3340.N1	08-APR-2010 11:06:26	Dark	47.500	154	22Bet Aqr	2.8990	5700.0	95	42375	No
138	GOM_NL__2PRFIN20100408_112108_000000262088_00237_42375_3341.N1	08-APR-2010 11:21:08	Dark	26.000	103	38Zet Sgr	2.6000	9700.0	52	42375	No
139	GOM_NL__2PRFIN20100408_112808_000000522088_00238_42376_3330.N1	08-APR-2010 11:28:08	Dark	51.500	40	The Sco	1.8590	7100.0	103	42376	No
140	GOM_NL__2PRFIN20100408_113616_000000432088_00238_42376_3331.N1	08-APR-2010 11:36:16	Straylight	42.500	78	Alp Lup	2.3040	28000.	85	42376	No
141	GOM_NL__2PRFIN20100408_113752_000000462088_00238_42376_3332.N1	08-APR-2010 11:37:52	Straylight	46.000	81	Eta Cen	2.3560	28000.	92	42376	No
142	GOM_NL__2PRFIN20100408_114025_000000522088_00238_42376_3333.N1	08-APR-2010 11:40:25	Straylight	52.000	54	5The Cen	2.0550	4500.0	104	42376	No
143	GOM_NL__2PRFIN20100408_114556_000000452088_00238_42376_3334.N1	08-APR-2010 11:45:56	Tw_i_and_stray	44.500	106	9Bet Crv	2.6480	5600.0	89	42376	No
144	GOM_NL__2PRFIN20100408_114749_000000422088_00238_42376_3335.N1	08-APR-2010 11:47:49	Tw_i_and_stray	42.000	100	4Gam Crv	2.5800	13100.	84	42376	No
145	GOM_NL__2PRFIN20100408_114924_000000532088_00238_42376_3336.N1	08-APR-2010 11:49:24	Bright	52.500	15	67Alp Vir	0.97600	28000.	105	42376	No
146	GOM_NL__2PRFIN20100408_115231_000000402088_00238_42376_3337.N1	08-APR-2010 11:52:31	Bright	40.000	121	29Gam Vir	2.7400	7200.0	80	42376	No
147	GOM_NL__2PRFIN20100408_115711_000000372088_00238_42376_3338.N1	08-APR-2010 11:57:11	Bright	36.500	62	94Bet Leo	2.1360	9700.0	73	42376	No
148	GOM_NL__2PRFIN20100408_120502_000000412088_00238_42376_3339.N1	08-APR-2010 12:05:02	Bright	40.500	152	12Alp2CVn	2.8900	11000.	81	42376	No
149	GOM_NL__2PRFIN20100408_120825_000000392088_00238_42376_3340.N1	08-APR-2010 12:08:25	Bright	38.500	87	64Gam UMa	2.4330	11000.	77	42376	No
150	GOM_NL__2PRFIN20100408_120954_000000432088_00238_42376_3341.N1	08-APR-2010 12:09:54	Bright	42.500	32	77Eps UMa	1.7630	11000.	85	42376	No
151	GOM_NL__2PRFIN20100408_121620_000000402088_00238_42376_3342.N1	08-APR-2010 12:16:20	Bright	39.500	60	7Bet UMi	2.0810	3950.0	79	42376	No
152	GOM_NL__2PRFIN20100408_122609_000000392088_00238_42376_3343.N1	08-APR-2010 12:26:09	Bright	38.500	89	5Alp Cep	2.4510	8000.0	77	42376	No
153	GOM_NL__2PRFIN20100408_123123_000000482088_00238_42376_3344.N1	08-APR-2010 12:31:23	Bright	48.000	19	50Alp Cyg	1.2460	10500.	96	42376	No
154	GOM_NL__2PRFIN20100408_123306_000000502088_00238_42376_3345.N1	08-APR-2010 12:33:06	Bright	50.000	66	37Gam Cyg	2.2080	5900.0	100	42376	No
155	GOM_NL__2PRFIN20100408_123521_000000552088_00238_42376_3346.N1	08-APR-2010 12:35:21	Bright	55.000	92	53Eps Cyg	2.5000	4500.0	110	42376	No
156	GOM_NL__2PRFIN20100408_124215_000000472088_00238_42376_3347.N1	08-APR-2010 12:42:15	Tw_i_and_stray	46.500	61	8Eps Peg	2.1000	3900.0	93	42376	No
157	GOM_NL__2PRFIN20100408_124702_000000472088_00238_42376_3348.N1	08-APR-2010 12:47:02	Dark	46.500	154	22Bet Aqr	2.8990	5700.0	93	42376	No
158	GOM_NL__2PRFIN20100408_130845_000000512088_00239_42377_3339.N1	08-APR-2010 13:08:45	Dark	51.000	40	The Sco	1.8590	7100.0	102	42377	No
159	GOM_NL__2PRFIN20100408_131652_000000452088_00239_42377_3340.N1	08-APR-2010 13:16:52	Straylight	45.000	78	Alp Lup	2.3040	28000.	90	42377	No
160	GOM_NL__2PRFIN20100408_131829_000000442088_00239_42377_3341.N1	08-APR-2010 13:18:29	Straylight	44.000	81	Eta Cen	2.3560	28000.	88	42377	No

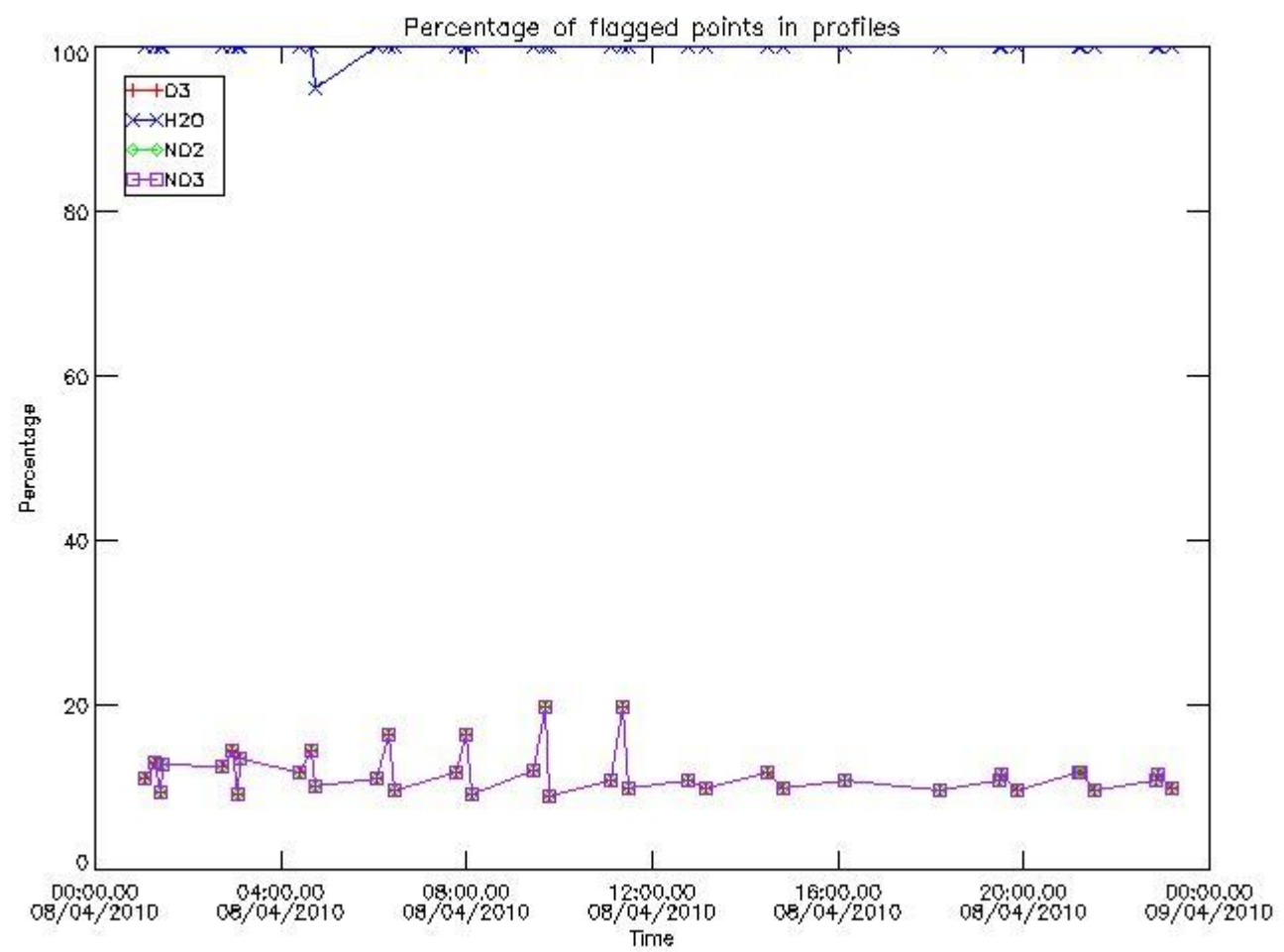
161	GOM_NL__2PRFIN20100408_132101_000000452088_00239_42377_3342.N1	08-APR-2010 13:21:01	Straylight	44.500	54	5The Cen	2.0550	4500.0	89	42377	No
162	GOM_NL__2PRFIN20100408_132632_000000452088_00239_42377_3343.N1	08-APR-2010 13:26:32	Twi_and_stray	45.000	106	9Bet Crv	2.6480	5600.0	90	42377	No
163	GOM_NL__2PRFIN20100408_132825_000000422088_00239_42377_3344.N1	08-APR-2010 13:28:25	Twi_and_stray	42.000	100	4Gam Crv	2.5800	13100.	84	42377	No
164	GOM_NL__2PRFIN20100408_133000_000000492088_00239_42377_3345.N1	08-APR-2010 13:30:00	Bright	48.500	15	67Alp Vir	0.97600	28000.	97	42377	No
165	GOM_NL__2PRFIN20100408_133307_000000422088_00239_42377_3346.N1	08-APR-2010 13:33:07	Bright	41.500	121	29Gam Vir	2.7400	7200.0	83	42377	No
166	GOM_NL__2PRFIN20100408_133747_000000372088_00239_42377_3347.N1	08-APR-2010 13:37:47	Bright	36.500	62	94Bet Leo	2.1360	9700.0	73	42377	No
167	GOM_NL__2PRFIN20100408_134537_000000412088_00239_42377_3348.N1	08-APR-2010 13:45:37	Bright	40.500	152	12Alp2CVn	2.8900	11000.	81	42377	No
168	GOM_NL__2PRFIN20100408_134900_000000372088_00239_42377_3349.N1	08-APR-2010 13:49:00	Bright	37.000	87	64Gam UMa	2.4330	11000.	74	42377	No
169	GOM_NL__2PRFIN20100408_135030_000000402088_00239_42377_3350.N1	08-APR-2010 13:50:30	Bright	40.000	32	77Eps UMa	1.7630	11000.	80	42377	No
170	GOM_NL__2PRFIN20100408_135656_000000382088_00239_42377_3351.N1	08-APR-2010 13:56:56	Bright	37.500	60	7Bet UMi	2.0810	3950.0	75	42377	No
171	GOM_NL__2PRFIN20100408_140645_000000392088_00239_42377_3352.N1	08-APR-2010 14:06:45	Bright	39.000	89	5Alp Cep	2.4510	8000.0	78	42377	No
172	GOM_NL__2PRFIN20100408_141159_000000472088_00239_42377_3353.N1	08-APR-2010 14:11:59	Bright	46.500	19	50Alp Cyg	1.2460	10500.	93	42377	No
173	GOM_NL__2PRFIN20100408_141342_000000492088_00239_42377_3354.N1	08-APR-2010 14:13:42	Bright	49.000	66	37Gam Cyg	2.2080	5900.0	98	42377	No
174	GOM_NL__2PRFIN20100408_141557_000000472088_00239_42377_3355.N1	08-APR-2010 14:15:57	Bright	47.000	92	53Eps Cyg	2.5000	4500.0	94	42377	No
175	GOM_NL__2PRFIN20100408_142251_000000492088_00239_42377_3356.N1	08-APR-2010 14:22:51	Twi_and_stray	48.500	61	8Eps Peg	2.1000	3900.0	97	42377	No
176	GOM_NL__2PRFIN20100408_142739_000000432088_00239_42377_3357.N1	08-APR-2010 14:27:39	Dark	43.000	154	22Bet Aqr	2.8990	5700.0	86	42377	No
177	GOM_NL__2PRFIN20100408_144922_000000512088_00240_42378_3347.N1	08-APR-2010 14:49:22	Dark	51.000	40	The Sco	1.8590	7100.0	102	42378	No
178	GOM_NL__2PRFIN20100408_145729_000000452088_00240_42378_3348.N1	08-APR-2010 14:57:29	Straylight	45.000	78	Alp Lup	2.3040	28000.	90	42378	No
179	GOM_NL__2PRFIN20100408_145905_000000472088_00240_42378_3349.N1	08-APR-2010 14:59:05	Straylight	46.500	81	Eta Cen	2.3560	28000.	93	42378	No
180	GOM_NL__2PRFIN20100408_150138_000000502088_00240_42378_3350.N1	08-APR-2010 15:01:38	Straylight	50.000	54	5The Cen	2.0550	4500.0	100	42378	No
181	GOM_NL__2PRFIN20100408_150708_000000452088_00240_42378_3351.N1	08-APR-2010 15:07:08	Twi_and_stray	44.500	106	9Bet Crv	2.6480	5600.0	89	42378	No
182	GOM_NL__2PRFIN20100408_150901_000000422088_00240_42378_3352.N1	08-APR-2010 15:09:01	Twi_and_stray	42.000	100	4Gam Crv	2.5800	13100.	84	42378	No
183	GOM_NL__2PRFIN20100408_151036_000000482088_00240_42378_3353.N1	08-APR-2010 15:10:36	Bright	47.500	15	67Alp Vir	0.97600	28000.	95	42378	No
184	GOM_NL__2PRFIN20100408_151343_000000402088_00240_42378_3354.N1	08-APR-2010 15:13:43	Bright	40.000	121	29Gam Vir	2.7400	7200.0	80	42378	No
185	GOM_NL__2PRFIN20100408_151823_000000372088_00240_42378_3355.N1	08-APR-2010 15:18:23	Bright	37.000	62	94Bet Leo	2.1360	9700.0	74	42378	No
186	GOM_NL__2PRFIN20100408_152613_000000412088_00240_42378_3356.N1	08-APR-2010 15:26:13	Bright	41.000	152	12Alp2CVn	2.8900	11000.	82	42378	No
187	GOM_NL__2PRFIN20100408_152936_000000352088_00240_42378_3357.N1	08-APR-2010 15:29:36	Bright	34.500	87	64Gam UMa	2.4330	11000.	69	42378	No
188	GOM_NL__2PRFIN20100408_153106_000000402088_00240_42378_3358.N1	08-APR-2010 15:31:06	Bright	39.500	32	77Eps UMa	1.7630	11000.	79	42378	No
189	GOM_NL__2PRFIN20100408_153732_000000572088_00240_42378_3359.N1	08-APR-2010 15:37:32	Bright	57.000	60	7Bet UMi	2.0810	3950.0	114	42378	No
190	GOM_NL__2PRFIN20100408_154721_000000392088_00240_42378_3360.N1	08-APR-2010 15:47:21	Bright	39.000	89	5Alp Cep	2.4510	8000.0	78	42378	No
191	GOM_NL__2PRFIN20100408_155235_000000442088_00240_42378_3361.N1	08-APR-2010 15:52:35	Bright	43.500	19	50Alp Cyg	1.2460	10500.	87	42378	No
192	GOM_NL__2PRFIN20100408_155418_000000502088_00240_42378_3362.N1	08-APR-2010 15:54:18	Bright	49.500	66	37Gam Cyg	2.2080	5900.0	99	42378	No
193	GOM_NL__2PRFIN20100408_155633_000000492088_00240_42378_3363.N1	08-APR-2010 15:56:33	Bright	48.500	92	53Eps Cyg	2.5000	4500.0	97	42378	No
194	GOM_NL__2PRFIN20100408_160327_000000482088_00240_42378_3364.N1	08-APR-2010 16:03:27	Twi_and_stray	47.500	61	8Eps Peg	2.1000	3900.0	95	42378	No
195	GOM_NL__2PRFIN20100408_160815_000000472088_00240_42378_3365.N1	08-APR-2010 16:08:15	Dark	47.000	154	22Bet Aqr	2.8990	5700.0	94	42378	No
196	GOM_NL__2PRFIN20100408_181036_000000532088_00242_42380_3374.N1	08-APR-2010 18:10:36	Dark	53.000	40	The Sco	1.8590	7100.0	106	42380	No
197	GOM_NL__2PRFIN20100408_181842_000000442088_00242_42380_3375.N1	08-APR-2010 18:18:42	Straylight	43.500	78	Alp Lup	2.3040	28000.	87	42380	No
198	GOM_NL__2PRFIN20100408_182018_000000472088_00242_42380_3376.N1	08-APR-2010 18:20:18	Straylight	46.500	81	Eta Cen	2.3560	28000.	93	42380	No
199	GOM_NL__2PRFIN20100408_182251_000000502088_00242_42380_3377.N1	08-APR-2010 18:22:51	Straylight	50.000	54	5The Cen	2.0550	4500.0	100	42380	No
200	GOM_NL__2PRFIN20100408_182820_000000452088_00242_42380_3378.N1	08-APR-2010 18:28:20	Twi_and_stray	44.500	106	9Bet Crv	2.6480	5600.0	89	42380	No
201	GOM_NL__2PRFIN20100408_183024_000000422088_00242_42380_3379.N1	08-APR-2010 18:30:24	Twi_and_stray	41.500	163	7Del Crv	2.9450	11000.	83	42380	No
202	GOM_NL__2PRFIN20100408_183148_000000512088_00242_42380_3380.N1	08-APR-2010 18:31:48	Bright	51.000	15	67Alp Vir	0.97600	28000.	102	42380	No
203	GOM_NL__2PRFIN20100408_183455_000000412088_00242_42380_3381.N1	08-APR-2010 18:34:55	Bright	40.500	121	29Gam Vir	2.7400	7200.0	81	42380	No
204	GOM_NL__2PRFIN20100408_183935_000000372088_00242_42380_3382.N1	08-APR-2010 18:39:35	Bright	36.500	62	94Bet Leo	2.1360	9700.0	73	42380	No
205	GOM_NL__2PRFIN20100408_184723_000000412088_00242_42380_3383.N1	08-APR-2010 18:47:23	Bright	41.000	152	12Alp2CVn	2.8900	11000.	82	42380	No
206	GOM_NL__2PRFIN20100408_185048_000000382088_00242_42380_3384.N1	08-APR-2010 18:50:48	Bright	37.500	87	64Gam UMa	2.4330	11000.	75	42380	No
207	GOM_NL__2PRFIN20100408_185217_000000412088_00242_42380_3385.N1	08-APR-2010 18:52:17	Bright	41.000	32	77Eps UMa	1.7630	11000.	82	42380	No
208	GOM_NL__2PRFIN20100408_185843_000000412088_00242_42380_3386.N1	08-APR-2010 18:58:43	Bright	41.000	60	7Bet UMi	2.0810	3950.0	82	42380	No
209	GOM_NL__2PRFIN20100408_190832_000000402088_00242_42380_3387.N1	08-APR-2010 19:08:32	Bright	39.500	89	5Alp Cep	2.4510	8000.0	79	42380	No
210	GOM_NL__2PRFIN20100408_191347_000000462088_00242_42380_3388.N1	08-APR-2010 19:13:47	Bright	45.500	19	50Alp Cyg	1.2460	10500.	91	42380	No
211	GOM_NL__2PRFIN20100408_191745_000000482088_00242_42380_3389.N1	08-APR-2010 19:17:45	Bright	48.000	92	53Eps Cyg	2.5000	4500.0	96	42380	No
212	GOM_NL__2PRFIN20100408_192440_000000482088_00242_42380_3390.N1	08-APR-2010 19:24:40	Twi_and_stray	48.000	61	8Eps Peg	2.1000	3900.0	96	42380	No
213	GOM_NL__2PRFIN20100408_192928_000000472088_00242_42380_3391.N1	08-APR-2010 19:29:28	Dark	46.500	154	22Bet Aqr	2.8990	5700.0	93	42380	No
214	GOM_NL__2PRFIN20100408_193157_000000442088_00242_42380_3392.N1	08-APR-2010 19:31:57	Dark	44.000	142	49Del Cap	2.8500	8900.0	88	42380	No
215	GOM_NL__2PRFIN20100408_195113_000000532088_00243_42381_3382.N1	08-APR-2010 19:51:13	Dark	52.500	40	The Sco	1.8590	7100.0	105	42381	No
216	GOM_NL__2PRFIN20100408_195918_000000452088_00243_42381_3383.N1	08-APR-2010 19:59:18	Straylight	44.500	78	Alp Lup	2.3040	28000.	89	42381	No
217	GOM_NL__2PRFIN20100408_200055_000000482088_00243_42381_3384.N1	08-APR-2010 20:00:55	Straylight	47.500	81	Eta Cen	2.3560	28000.	95	42381	No
218	GOM_NL__2PRFIN20100408_200327_000000502088_00243_42381_3385.N1	08-APR-2010 20:03:27	Straylight	49.500	54	5The Cen	2.0550	4500.0	99	42381	No
219	GOM_NL__2PRFIN20100408_200856_000000442088_00243_42381_3386.N1	08-APR-2010 20:08:56	Twi_and_stray	44.000	106	9Bet Crv	2.6480	5600.0	88	42381	No

220	GOM_NL__2PRFIN20100408_201100_000000432088_00243_42381_3387.N1	08-APR-2010 20:11:00	Twilight	42.500	163	7Del Crv	2.9450	11000.	85	42381	No
221	GOM_NL__2PRFIN20100408_201224_000000542088_00243_42381_3388.N1	08-APR-2010 20:12:24	Bright	53.500	15	67Alp Vir	0.97600	28000.	107	42381	No
222	GOM_NL__2PRFIN20100408_201530_000000422088_00243_42381_3389.N1	08-APR-2010 20:15:30	Bright	42.000	121	29Gam Vir	2.7400	7200.0	84	42381	No
223	GOM_NL__2PRFIN20100408_202010_000000372088_00243_42381_3390.N1	08-APR-2010 20:20:10	Bright	36.500	62	94Bet Leo	2.1360	9700.0	73	42381	No
224	GOM_NL__2PRFIN20100408_202759_000000412088_00243_42381_3391.N1	08-APR-2010 20:27:59	Bright	41.000	152	12Alp2CVn	2.8900	11000.	82	42381	No
225	GOM_NL__2PRFIN20100408_203124_000000382088_00243_42381_3392.N1	08-APR-2010 20:31:24	Bright	37.500	87	64Gam UMa	2.4330	11000.	75	42381	No
226	GOM_NL__2PRFIN20100408_203252_000000392088_00243_42381_3393.N1	08-APR-2010 20:32:52	Bright	38.500	32	77Eps UMa	1.7630	11000.	77	42381	No
227	GOM_NL__2PRFIN20100408_203918_000000412088_00243_42381_3394.N1	08-APR-2010 20:39:18	Bright	40.500	60	7Bet UMi	2.0810	3950.0	81	42381	No
228	GOM_NL__2PRFIN20100408_204908_000000402088_00243_42381_3395.N1	08-APR-2010 20:49:08	Bright	39.500	89	5Alp Cep	2.4510	8000.0	79	42381	No
229	GOM_NL__2PRFIN20100408_205423_000000452088_00243_42381_3396.N1	08-APR-2010 20:54:23	Bright	44.500	19	50Alp Cyg	1.2460	10500.	89	42381	No
230	GOM_NL__2PRFIN20100408_205821_000000482088_00243_42381_3397.N1	08-APR-2010 20:58:21	Bright	48.000	92	53Eps Cyg	2.5000	4500.0	96	42381	No
231	GOM_NL__2PRFIN20100408_210516_000000482088_00243_42381_3398.N1	08-APR-2010 21:05:16	Twilight	47.500	61	8Eps Peg	2.1000	3900.0	95	42381	No
232	GOM_NL__2PRFIN20100408_211005_000000472088_00243_42381_3399.N1	08-APR-2010 21:10:05	Dark	47.000	154	22Bet Aqr	2.8990	5700.0	94	42381	No
233	GOM_NL__2PRFIN20100408_211234_000000442088_00243_42381_3400.N1	08-APR-2010 21:12:34	Dark	43.500	142	49Del Cap	2.8500	8900.0	87	42381	No
234	GOM_NL__2PRFIN20100408_213150_000000532088_00244_42382_3410.N1	08-APR-2010 21:31:50	Dark	53.000	40	The Sco	1.8590	7100.0	106	42382	No
235	GOM_NL__2PRFIN20100408_213955_000000432088_00244_42382_3411.N1	08-APR-2010 21:39:55	Straylight	43.000	78	Alp Lup	2.3040	28000.	86	42382	No
236	GOM_NL__2PRFIN20100408_214131_000000472088_00244_42382_3412.N1	08-APR-2010 21:41:31	Straylight	46.500	81	Eta Cen	2.3560	28000.	93	42382	No
237	GOM_NL__2PRFIN20100408_214403_000000482088_00244_42382_3413.N1	08-APR-2010 21:44:03	Straylight	47.500	54	5The Cen	2.0550	4500.0	95	42382	No
238	GOM_NL__2PRFIN20100408_214932_000000442088_00244_42382_3414.N1	08-APR-2010 21:49:32	Twilight	43.500	106	9Bet Crv	2.6480	5600.0	87	42382	No
239	GOM_NL__2PRFIN20100408_215136_000000422088_00244_42382_3415.N1	08-APR-2010 21:51:36	Twilight	41.500	163	7Del Crv	2.9450	11000.	83	42382	No
240	GOM_NL__2PRFIN20100408_215259_000000502088_00244_42382_3416.N1	08-APR-2010 21:52:59	Bright	50.000	15	67Alp Vir	0.97600	28000.	100	42382	No
241	GOM_NL__2PRFIN20100408_215606_000000412088_00244_42382_3417.N1	08-APR-2010 21:56:06	Bright	41.000	121	29Gam Vir	2.7400	7200.0	82	42382	No
242	GOM_NL__2PRFIN20100408_220046_000000372088_00244_42382_3418.N1	08-APR-2010 22:00:46	Bright	36.500	62	94Bet Leo	2.1360	9700.0	73	42382	No
243	GOM_NL__2PRFIN20100408_220834_000000412088_00244_42382_3419.N1	08-APR-2010 22:08:34	Bright	40.500	152	12Alp2CVn	2.8900	11000.	81	42382	No
244	GOM_NL__2PRFIN20100408_221200_000000352088_00244_42382_3420.N1	08-APR-2010 22:12:00	Bright	34.500	87	64Gam UMa	2.4330	11000.	69	42382	No
245	GOM_NL__2PRFIN20100408_221328_000000392088_00244_42382_3421.N1	08-APR-2010 22:13:28	Bright	39.000	32	77Eps UMa	1.7630	11000.	78	42382	No
246	GOM_NL__2PRFIN20100408_221954_000000402088_00244_42382_3422.N1	08-APR-2010 22:19:54	Bright	40.000	60	7Bet UMi	2.0810	3950.0	80	42382	No
247	GOM_NL__2PRFIN20100408_222944_000000392088_00244_42382_3423.N1	08-APR-2010 22:29:44	Bright	38.500	89	5Alp Cep	2.4510	8000.0	77	42382	No
248	GOM_NL__2PRFIN20100408_223458_000000432088_00244_42382_3424.N1	08-APR-2010 22:34:58	Bright	42.500	19	50Alp Cyg	1.2460	10500.	85	42382	No
249	GOM_NL__2PRFIN20100408_223857_000000492088_00244_42382_3425.N1	08-APR-2010 22:38:57	Bright	48.500	92	53Eps Cyg	2.5000	4500.0	97	42382	No
250	GOM_NL__2PRFIN20100408_224552_000000482088_00244_42382_3426.N1	08-APR-2010 22:45:52	Twilight	47.500	61	8Eps Peg	2.1000	3900.0	95	42382	No
251	GOM_NL__2PRFIN20100408_225041_000000472088_00244_42382_3427.N1	08-APR-2010 22:50:41	Dark	46.500	154	22Bet Aqr	2.8990	5700.0	93	42382	No
252	GOM_NL__2PRFIN20100408_225309_000000442088_00244_42382_3428.N1	08-APR-2010 22:53:09	Dark	44.000	142	49Del Cap	2.8500	8900.0	88	42382	No
253	GOM_NL__2PRFIN20100408_231227_000000522088_00245_42383_3418.N1	08-APR-2010 23:12:27	Dark	51.500	40	The Sco	1.8590	7100.0	103	42383	No
254	GOM_NL__2PRFIN20100408_232031_000000462088_00245_42383_3419.N1	08-APR-2010 23:20:31	Straylight	46.000	78	Alp Lup	2.3040	28000.	92	42383	No
255	GOM_NL__2PRFIN20100408_232208_000000432088_00245_42383_3420.N1	08-APR-2010 23:22:08	Straylight	43.000	81	Eta Cen	2.3560	28000.	86	42383	No
256	GOM_NL__2PRFIN20100408_232440_000000512088_00245_42383_3421.N1	08-APR-2010 23:24:40	Straylight	50.500	54	5The Cen	2.0550	4500.0	101	42383	No
257	GOM_NL__2PRFIN20100408_233009_000000422088_00245_42383_3422.N1	08-APR-2010 23:30:09	Twilight	42.000	106	9Bet Crv	2.6480	5600.0	84	42383	No
258	GOM_NL__2PRFIN20100408_233212_000000452088_00245_42383_3423.N1	08-APR-2010 23:32:12	Twilight	44.500	163	7Del Crv	2.9450	11000.	89	42383	No
259	GOM_NL__2PRFIN20100408_233335_000000512088_00245_42383_3424.N1	08-APR-2010 23:33:35	Bright	50.500	15	67Alp Vir	0.97600	28000.	101	42383	No
260	GOM_NL__2PRFIN20100408_233642_000000422088_00245_42383_3425.N1	08-APR-2010 23:36:42	Bright	41.500	121	29Gam Vir	2.7400	7200.0	83	42383	No
261	GOM_NL__2PRFIN20100408_234122_000000372088_00245_42383_3426.N1	08-APR-2010 23:41:22	Bright	36.500	62	94Bet Leo	2.1360	9700.0	73	42383	No
262	GOM_NL__2PRFIN20100408_234910_000000402088_00245_42383_3427.N1	08-APR-2010 23:49:10	Bright	39.500	152	12Alp2CVn	2.8900	11000.	79	42383	No
263	GOM_NL__2PRFIN20100408_235235_000000352088_00245_42383_3428.N1	08-APR-2010 23:52:35	Bright	35.000	87	64Gam UMa	2.4330	11000.	70	42383	No
264	GOM_NL__2PRFIN20100408_235403_000000402088_00245_42383_3429.N1	08-APR-2010 23:54:03	Bright	40.000	32	77Eps UMa	1.7630	11000.	80	42383	No

3. Quality information per product

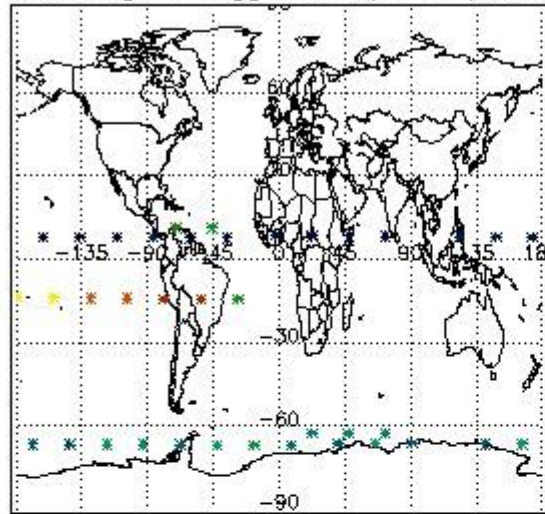
In this section it is plotted some information contained in the Quality Summary data set of the level 2 products. Only products in dark limb conditions and without errors (error flag in the MPH set to "0") are used.

3.1 Plot quality information per product (time dependant)

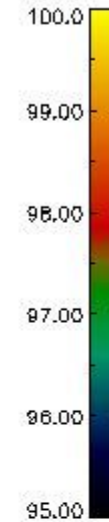
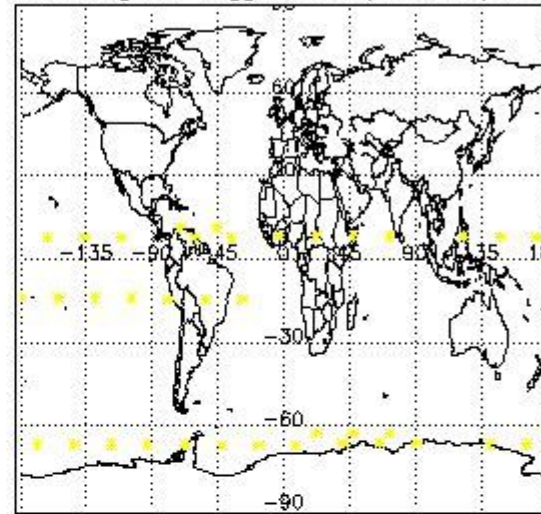


3.2 Plot quality information per product (world map)

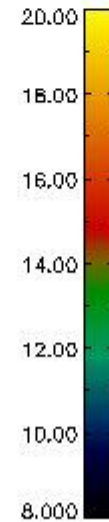
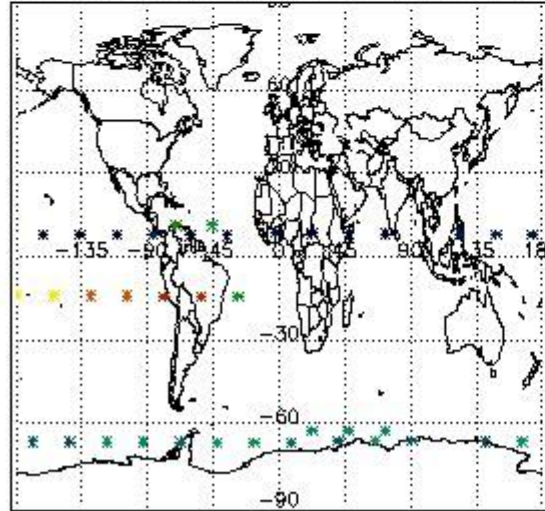
Percentage of flagged data per O3 profile



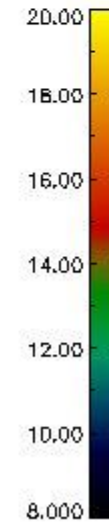
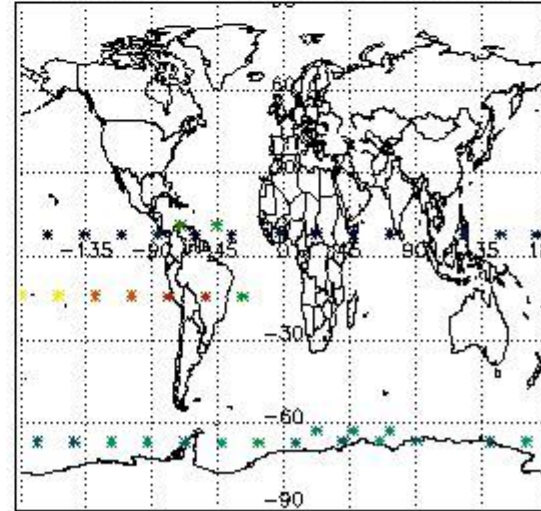
Percentage of flagged data per H2O profile



Percentage of flagged data per NO2 profile



Percentage of flagged data per NO3 profile

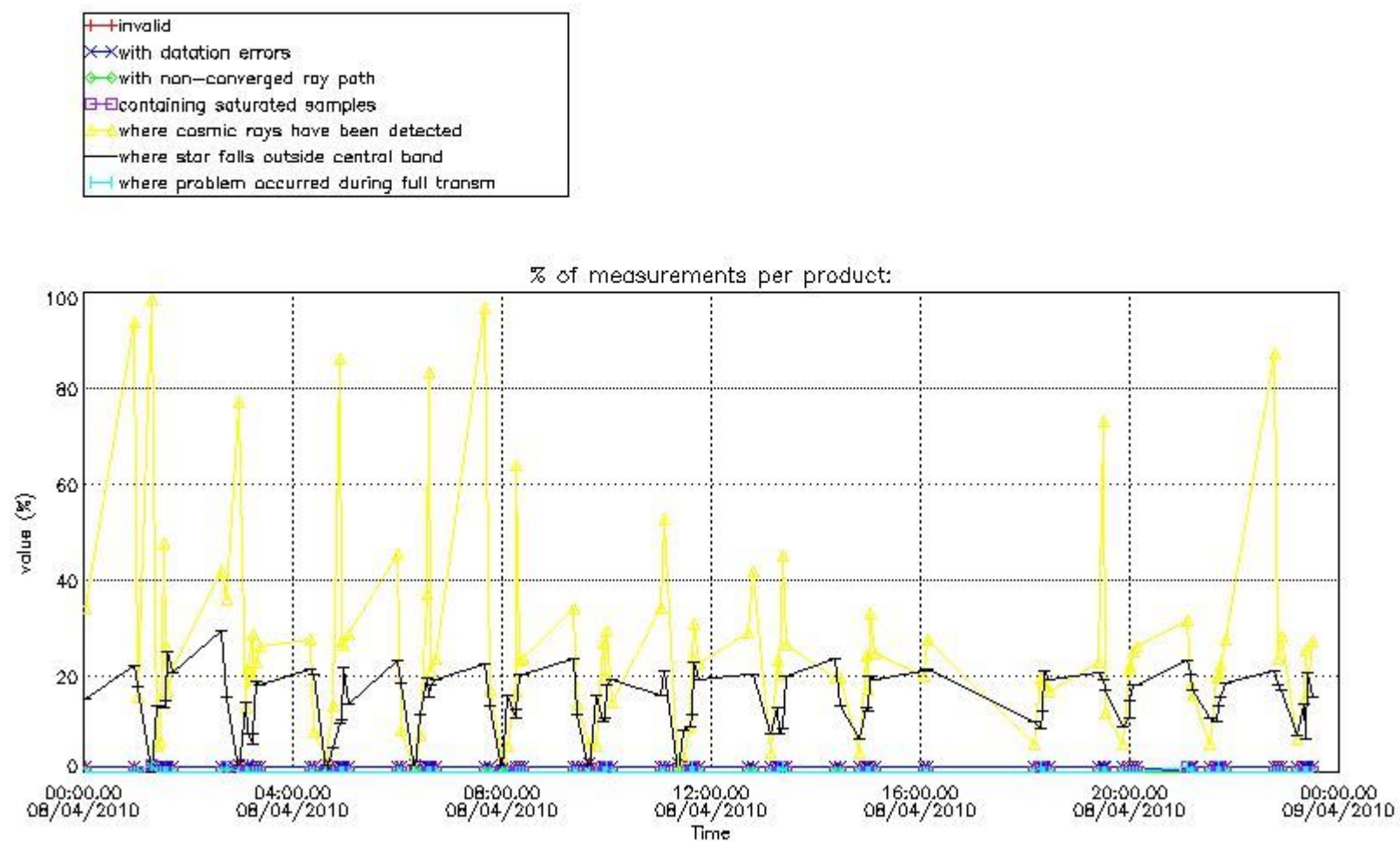


4. Level 1 quality information per product

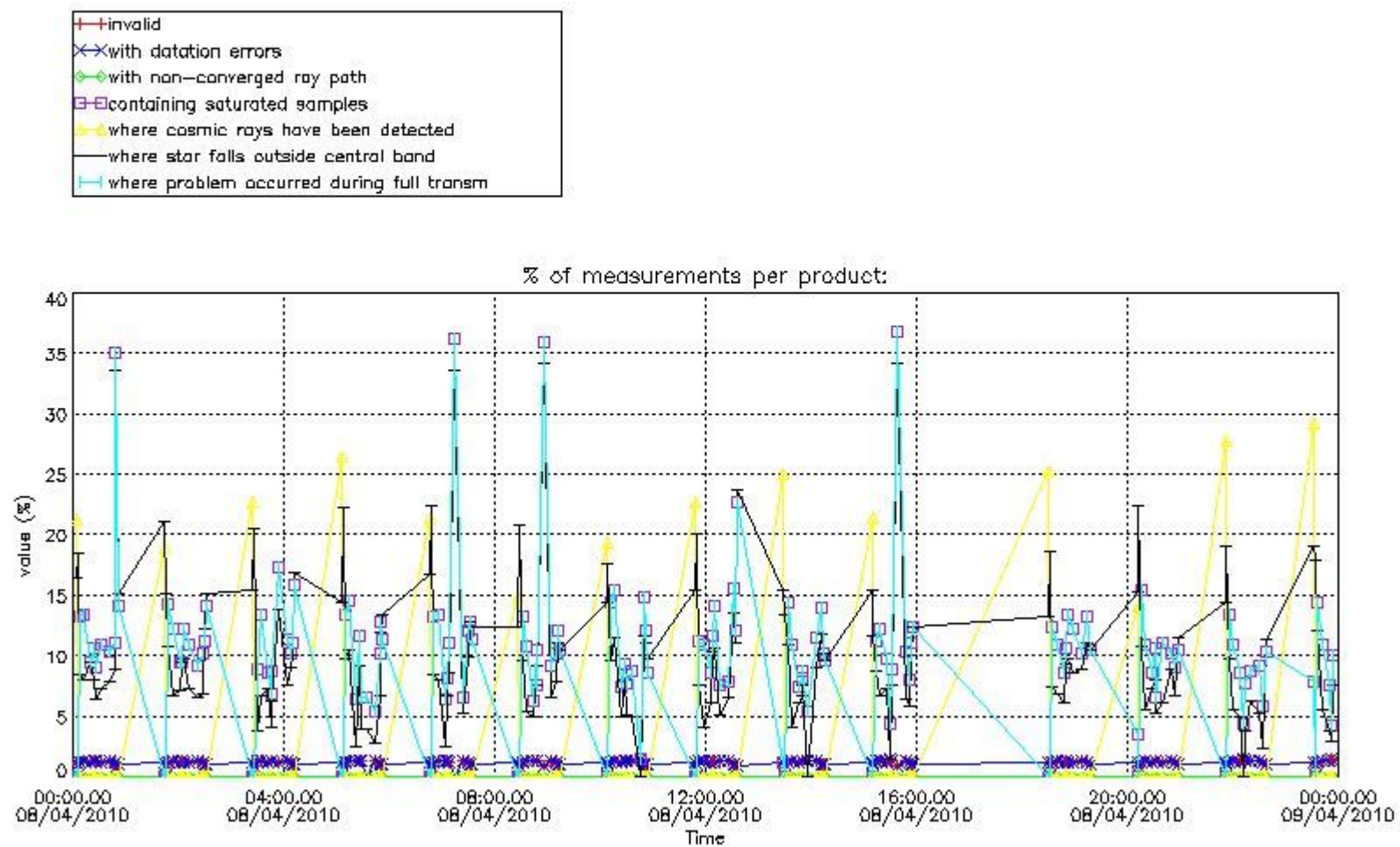
In this section it is plotted some information contained in the Quality Summary data set of the level 2 products that comes from the level 1b processing. Products without errors (error flag in the MPH set to "0") are used.

4.1 Plot quality information per product (time dependant) coming from level 1b processing

4.1.1 Plot level 1 quality information per product (time dependant): ENVISAT ASCENDING passes

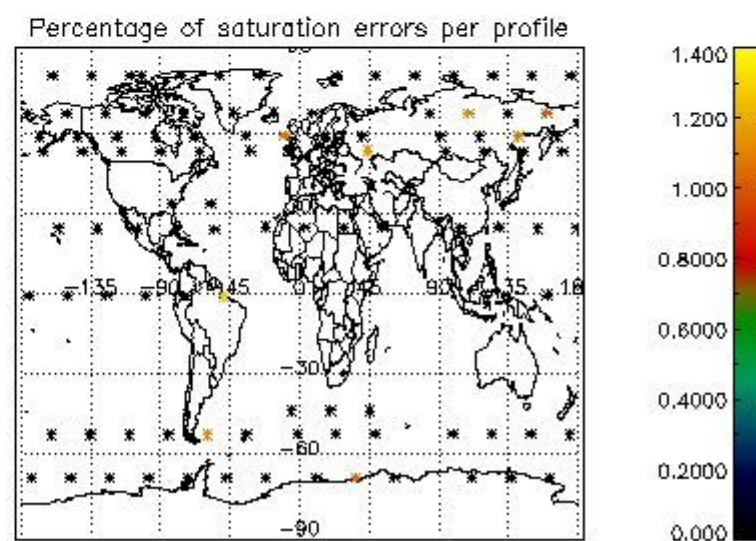
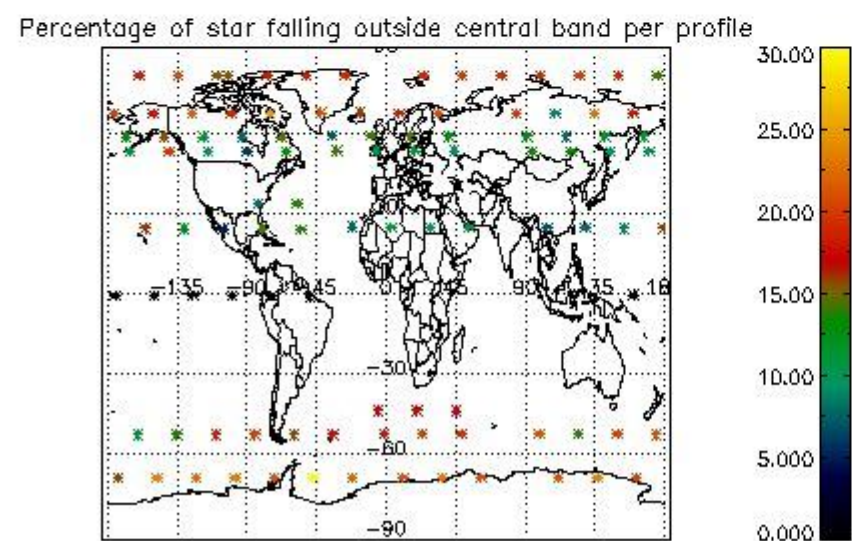
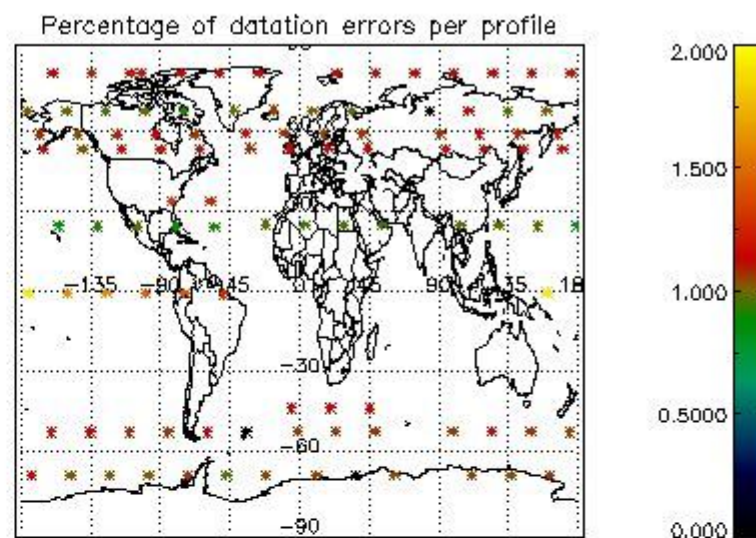
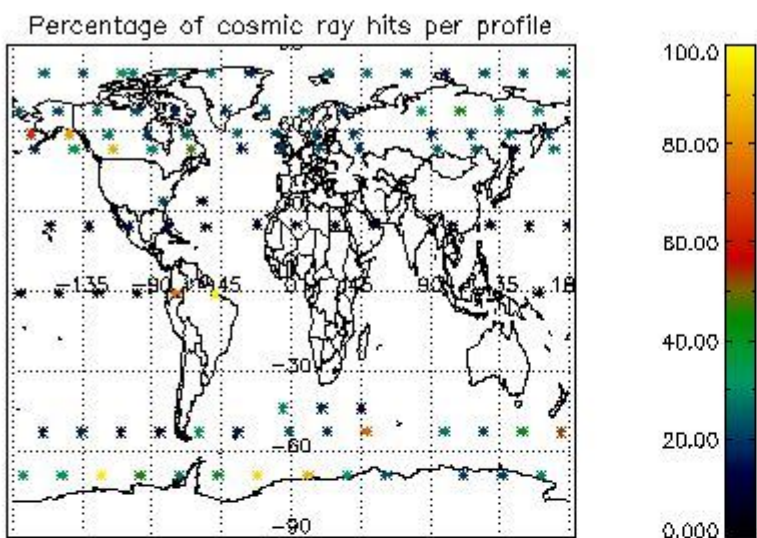


4.1.2 Plot level 1 quality information per product (time dependant): ENVI SAT DESCENDING passes

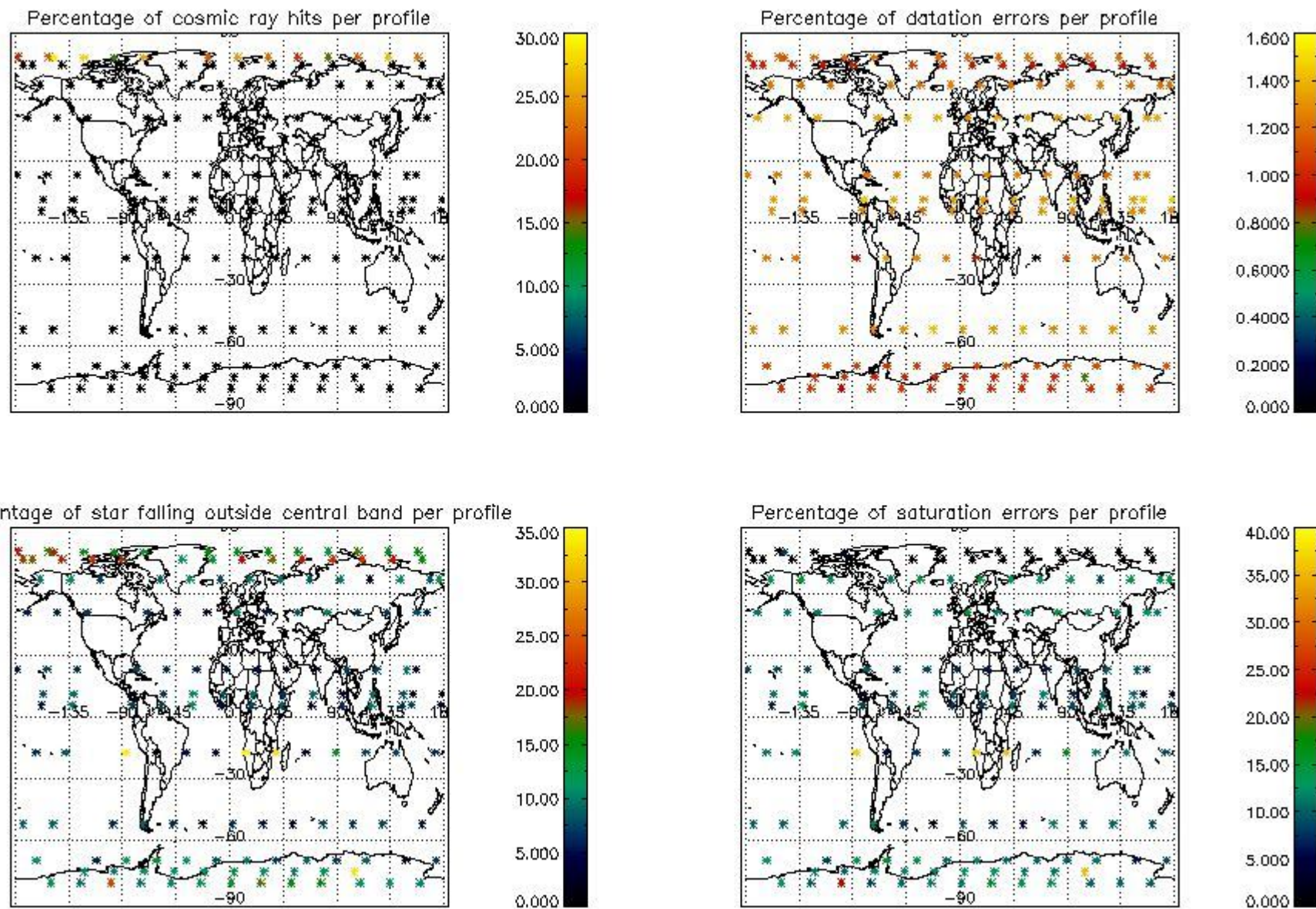


4.2 Plot quality information per product coming from level 1b processing (world map)

4.2.1 Plot level 1 quality information per product (world map): ENVISAT ASCENDING passes



4.2.2 Plot level 1 quality information per product (world map): ENVISAT DESCENDING passes



5. Trace gas profiles

5.1 Ozone statistics based on quality of products

The final quality of the products can be "measured" using the STD (Standard Deviation) attached to every point profile. This information is written to the parameter GOM_NL__2P/NL_LOCAL_SPECIES_DENSITY/o3_std of the level 2 products. The table below shows the statistics for given STD ranges.

The statistics are given with respect to the overall valid production:

- Products without fatal errors: GOM_NL__2P/MPH/PRODUCT_ERR=0
- Valid point profile: GOM_NL__2P/NL_LOCAL_SPECIES_DENSITY/pcd(0)=0

The 'Criteria' is applied to valid points of dark limb products:

- Products in dark limb illumination condition: GOM_NL__2P/NL_SUMMARY_QUALITY/obs_ill_cond=0
- Products without fatal errors: GOM_NL__2P/MPH/PRODUCT_ERR=0
- Valid point profile: GOM_NL__2P/NL_LOCAL_SPECIES_DENSITY/pcd(0)=0

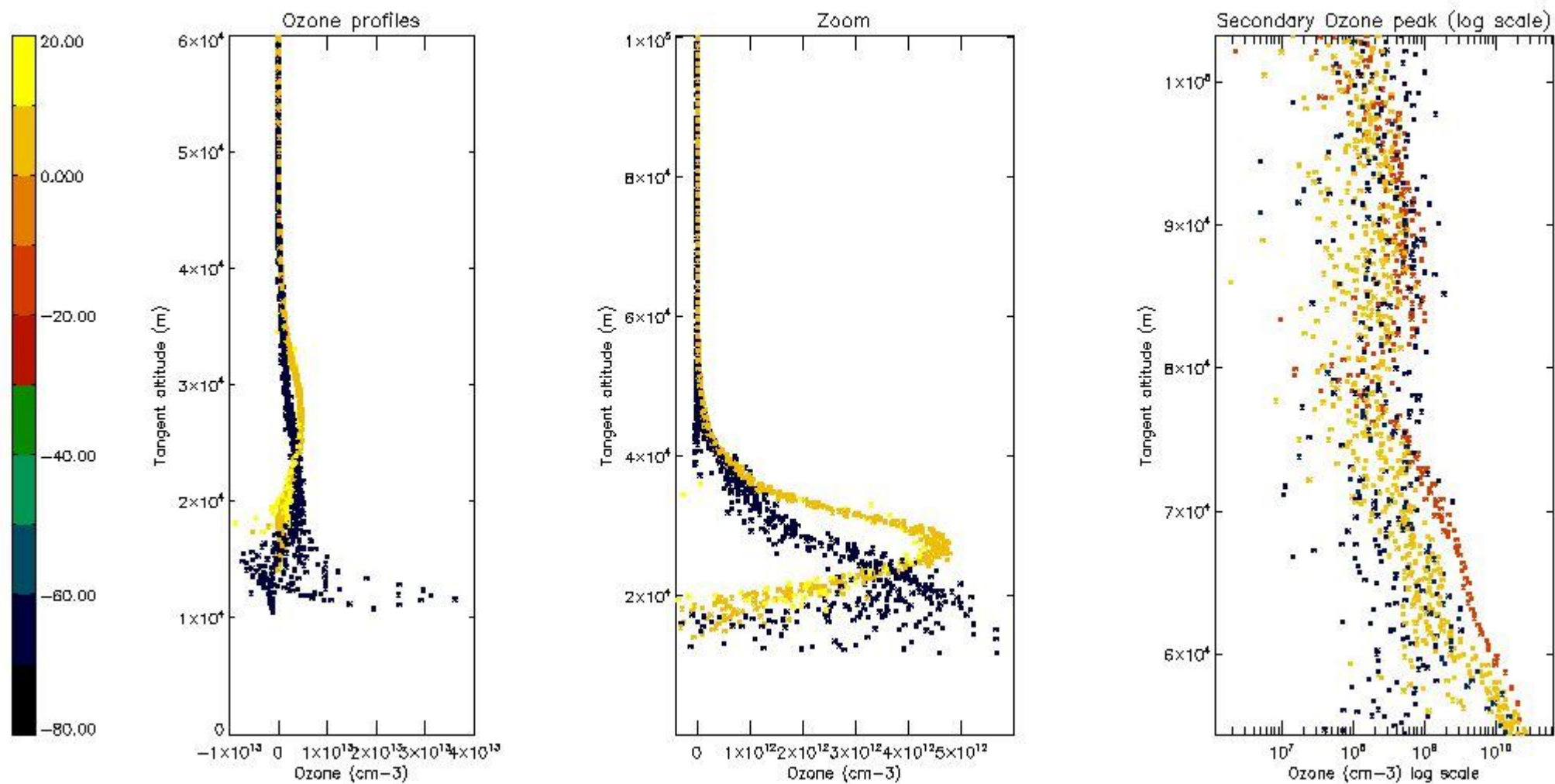
So, the table below shows the percentage of dark limb and valid observations for each criteria with respect to the overall valid daily observations.

Criteria	% of total production
All STD	15
STD < 20	4

STD < 10	2
STD < 5	1

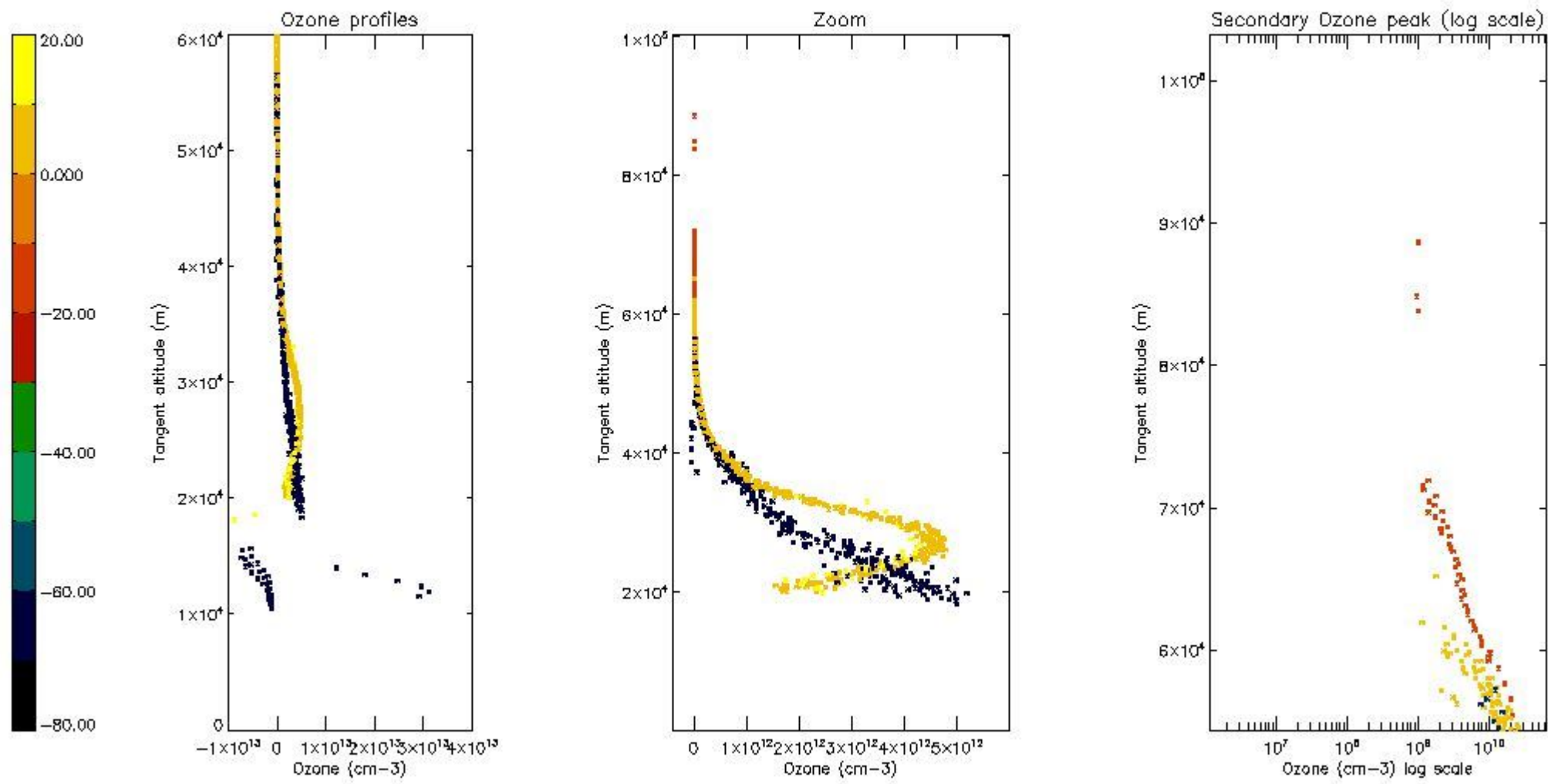
5.2 Plot ozone profiles for all STD (dark without errors)

The colorbar represents the latitude.



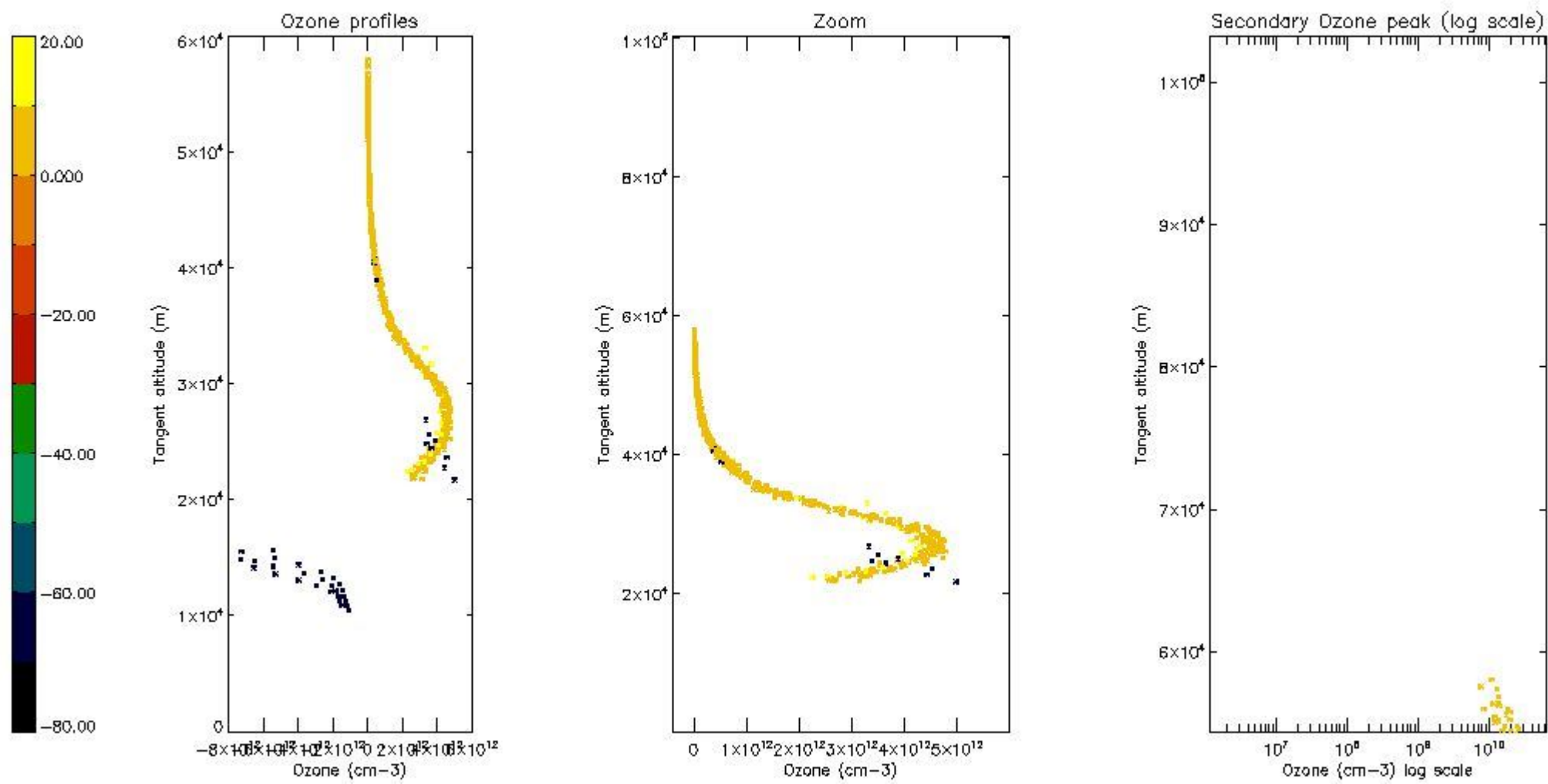
5.3 Plot ozone profiles where STD < 20% (dark without errors)

The colorbar represents the latitude.



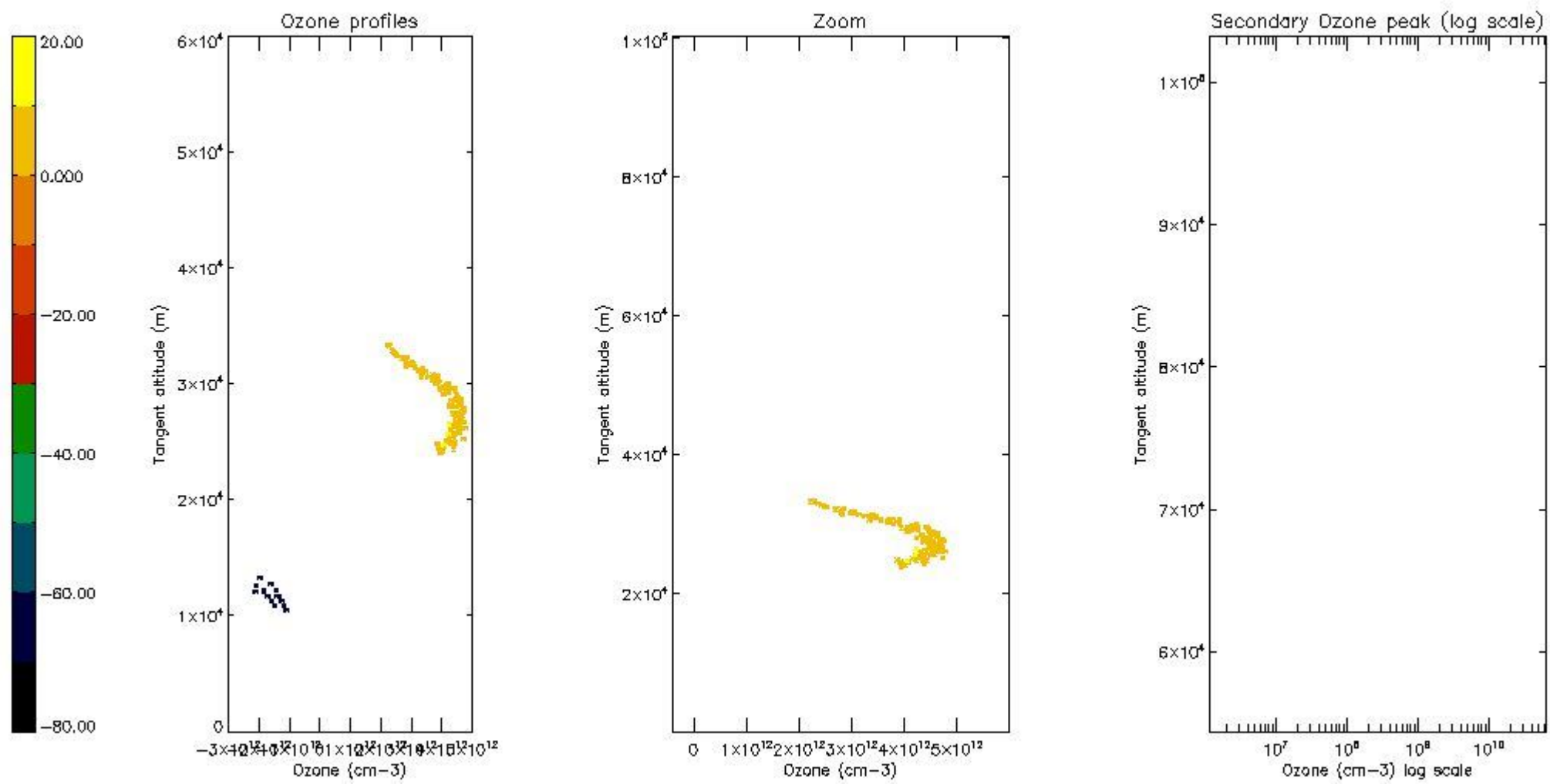
5.4 Plot ozone profiles where STD < 10% (dark without errors)

The colorbar represents the latitude.



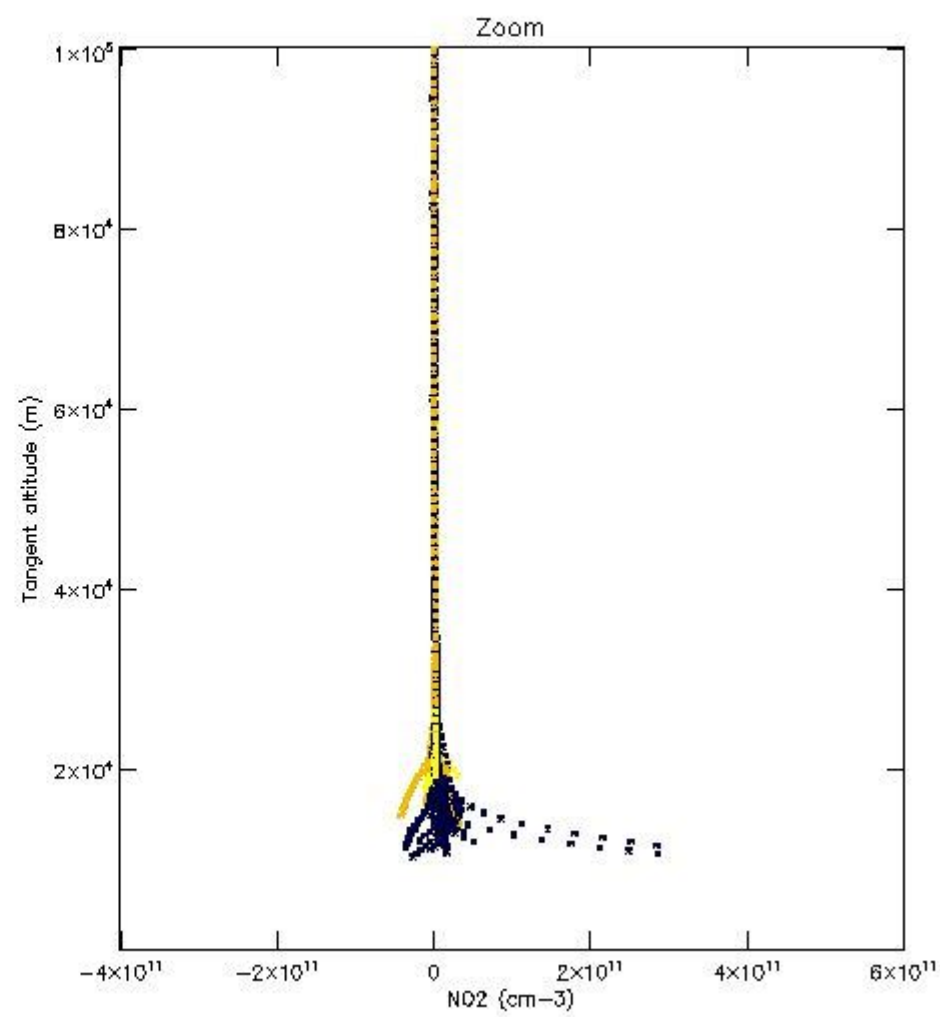
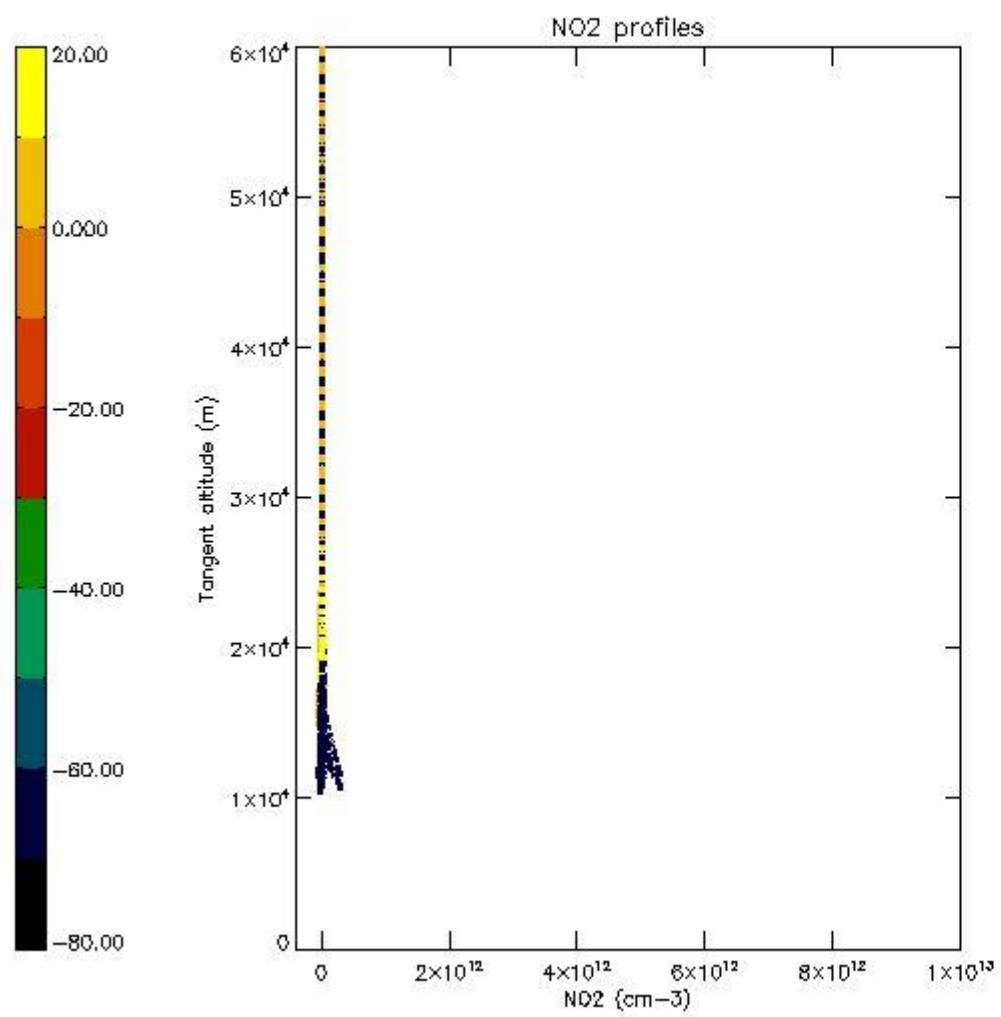
5.5 Plot ozone profiles where STD < 5% (dark without errors)

The colorbar represents the latitude.



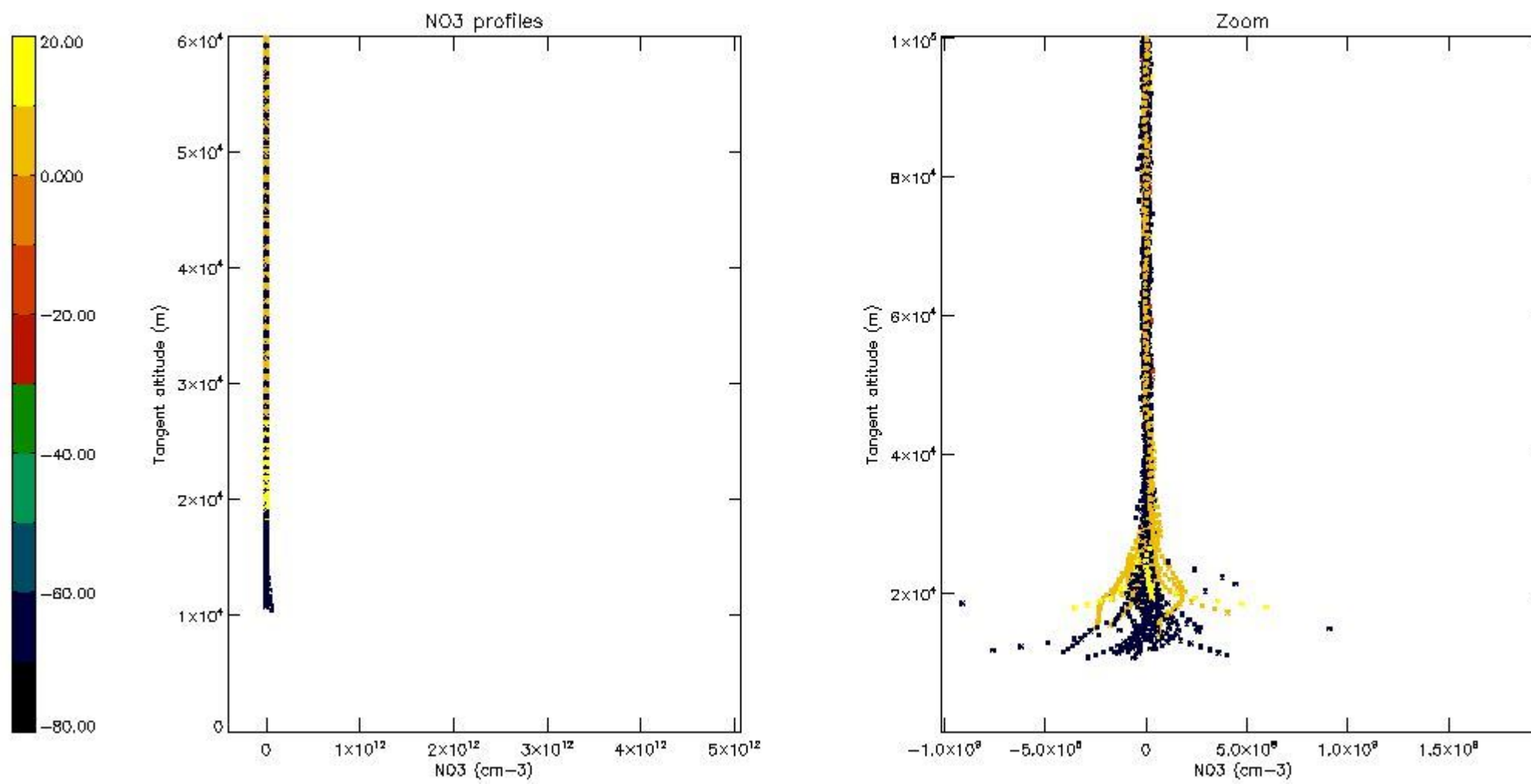
5.6 Plot NO₂ profiles for all STD (dark without errors)

The colorbar represents the latitude.



5.7 Plot NO3 profiles for all STD (dark without errors)

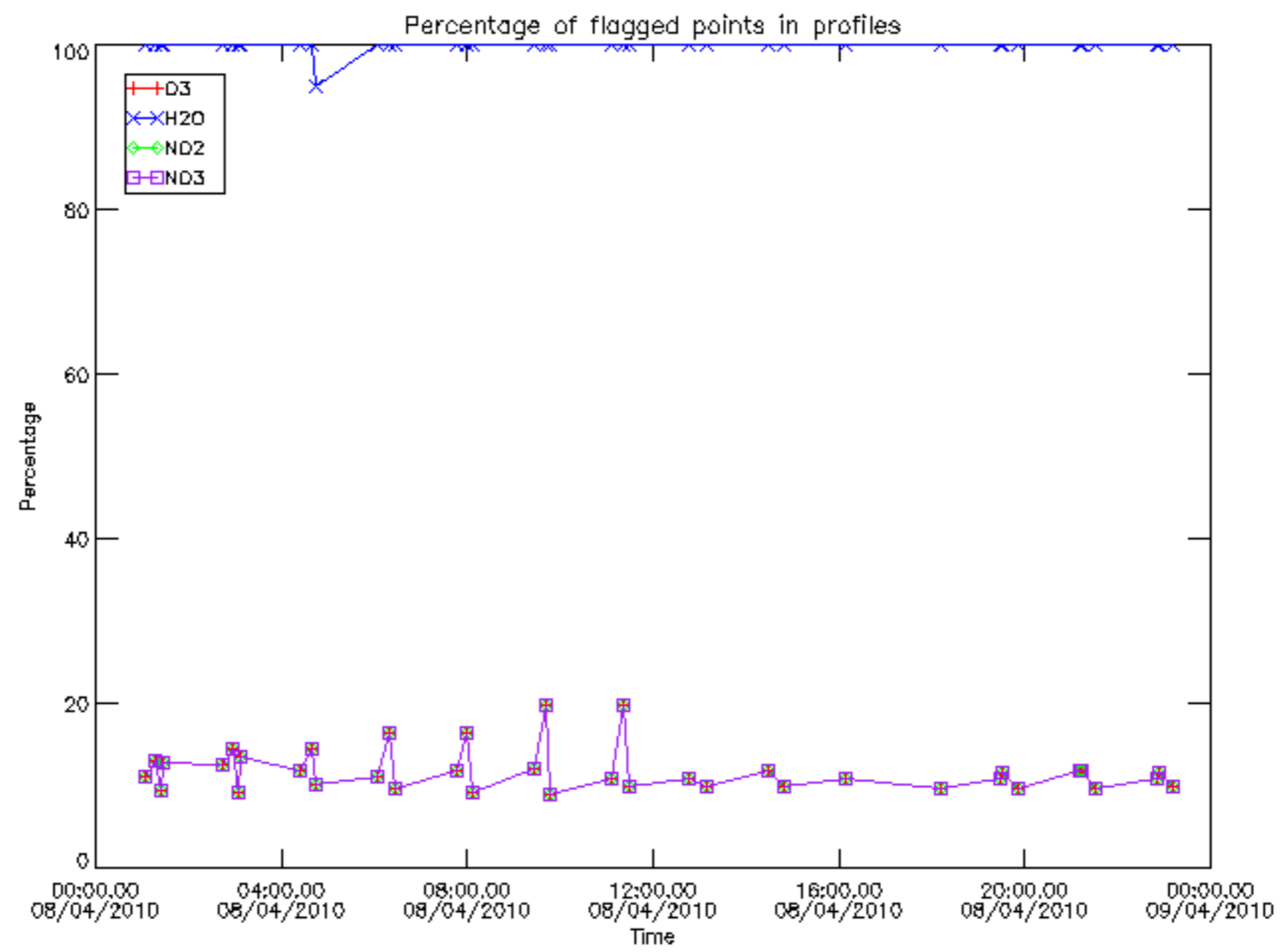
The colorbar represents the latitude.



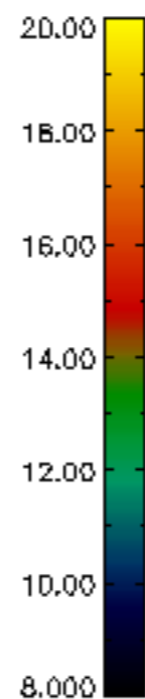
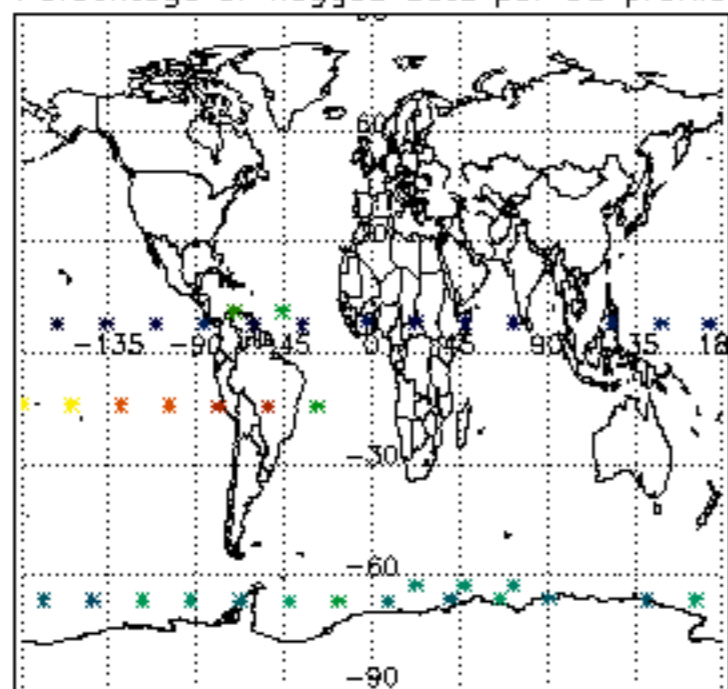
6. Auxiliary Data Files used for the production reported in section 2

The number reported in the third column indicates since which file (see list in section 2) the corresponding auxiliary file has been used. The fourth column is the date of those product files.

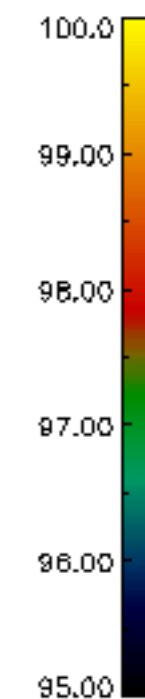
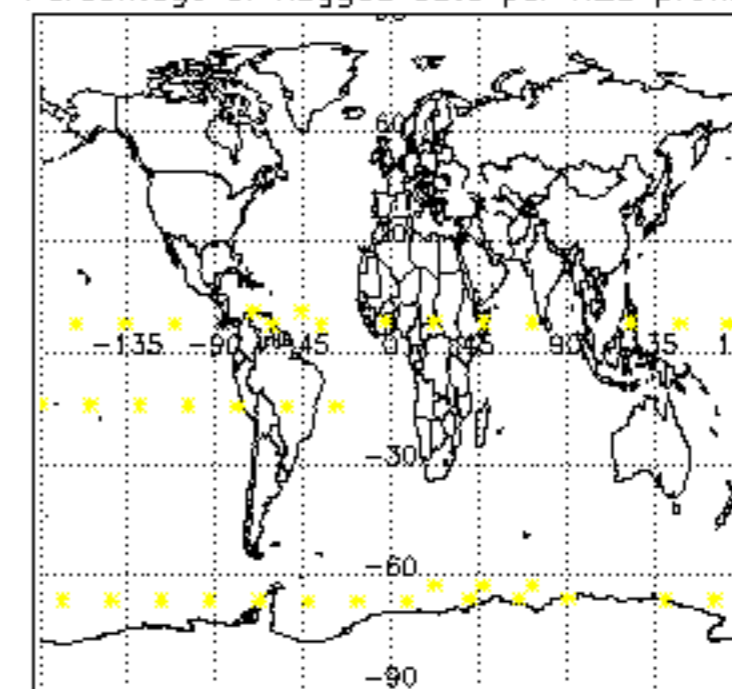
Type	Auxiliary Filename	Used since product	Used since product date
INST_PHYS_CHARACTERISTICS	GOM_INS_AXVIEC20091111_143220_20030716_120000_20500101_000000	1	08-APR-2010 00:01:43
LEVEL-2_PROC_CONFIG	GOM_PR2_AXVIEC20091111_152718_20020301_000000_20500101_000000	1	08-APR-2010 00:01:43
CROSS_SECTIONS_FILE	GOM_CRS_AXVIEC20091111_154832_20020301_000000_20500101_000000	1	08-APR-2010 00:01:43



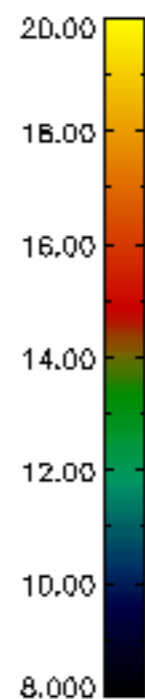
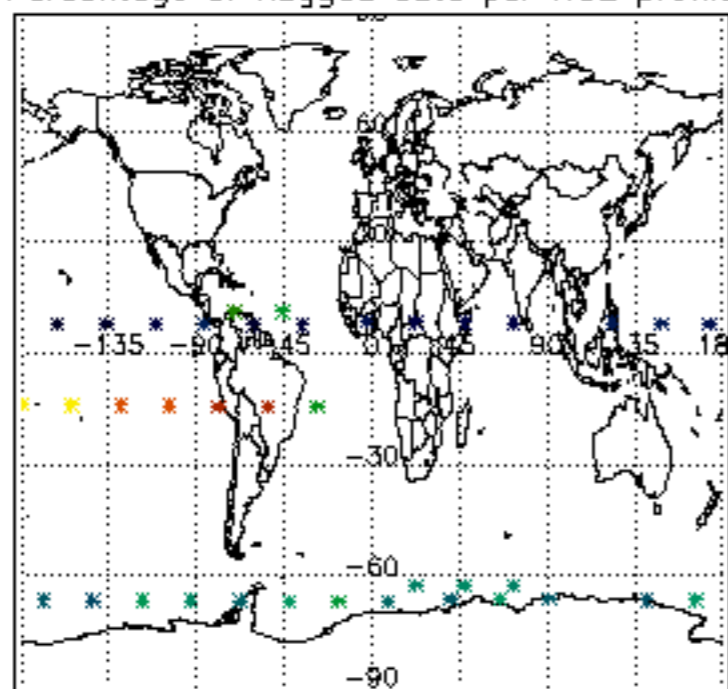
Percentage of flagged data per D3 profile



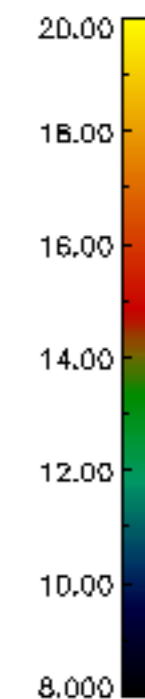
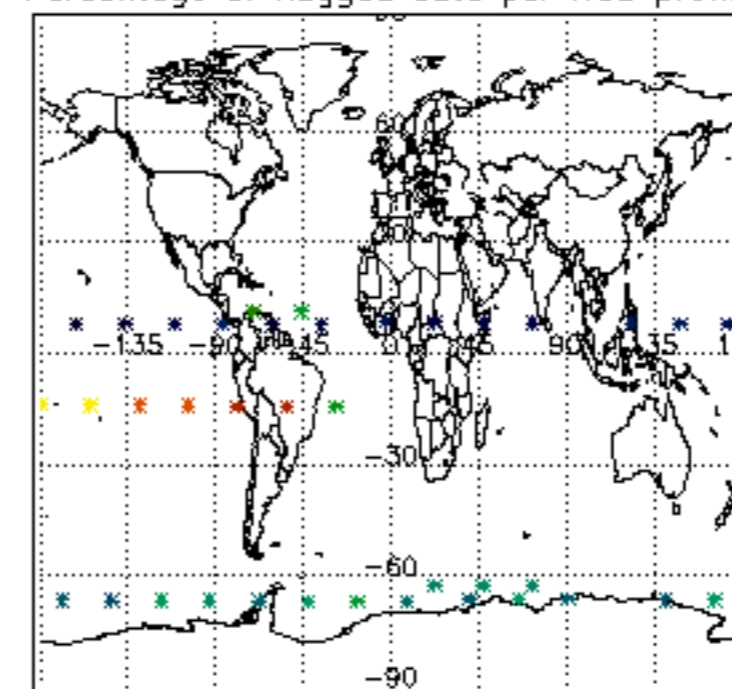
Percentage of flagged data per H2O profile

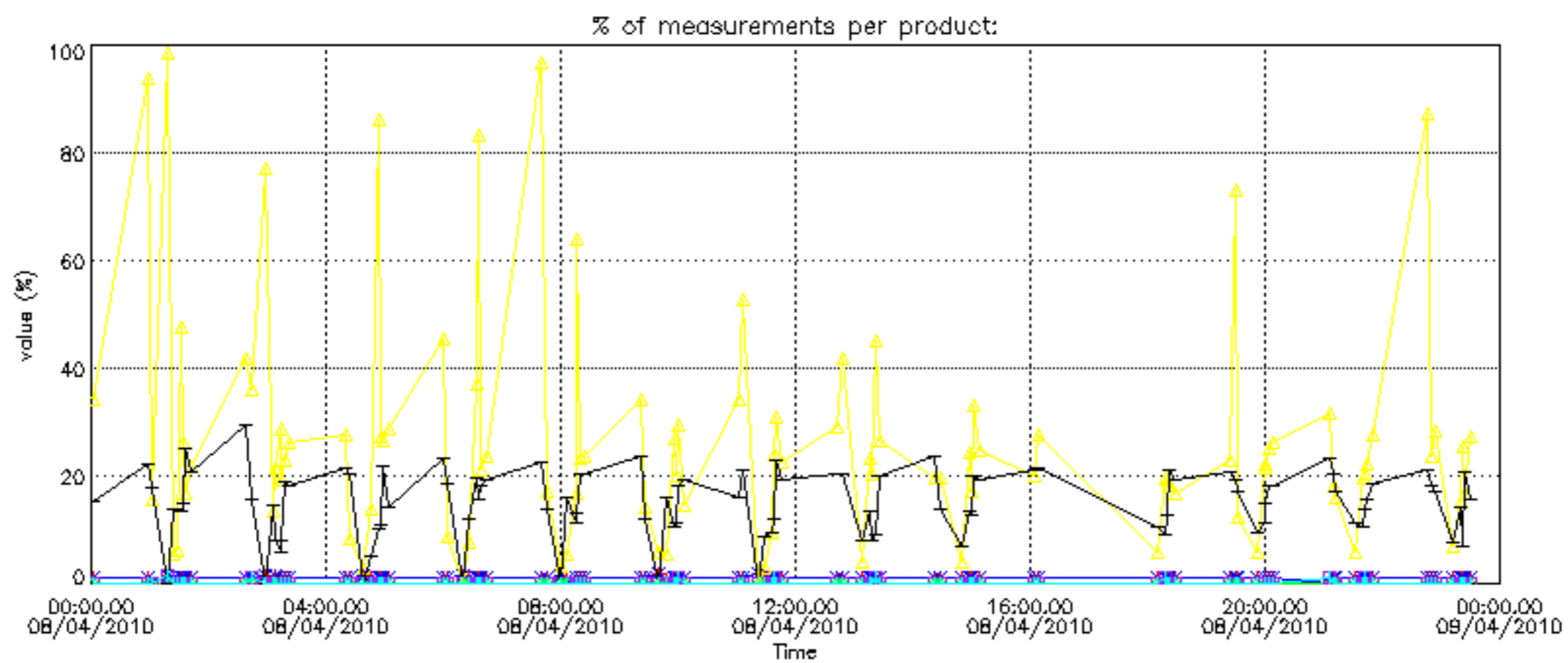
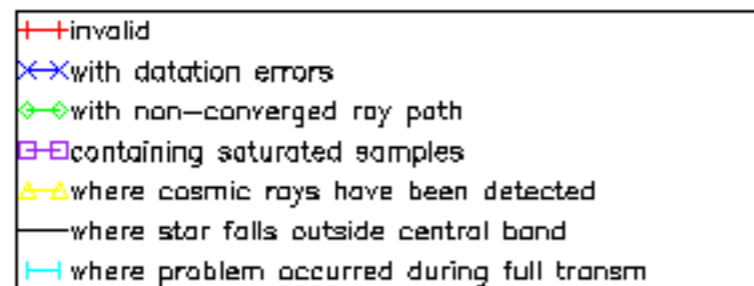


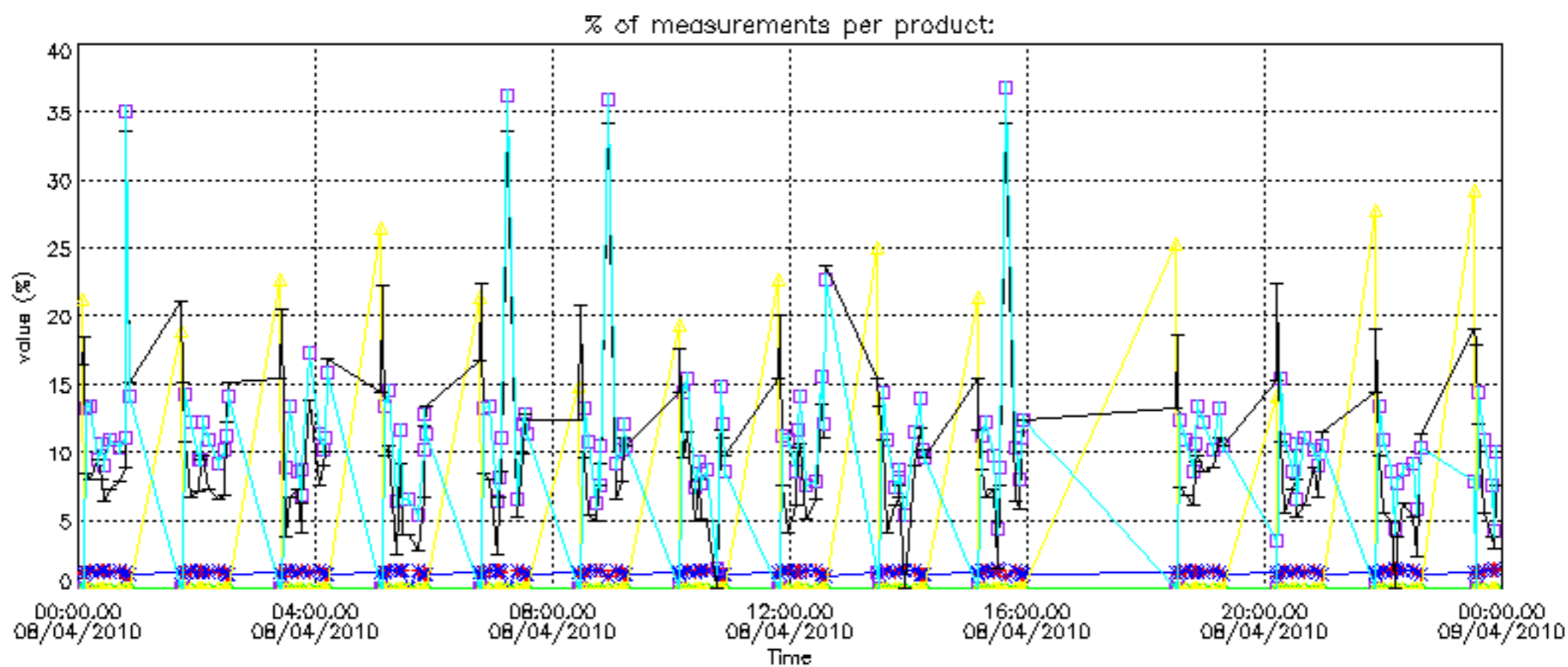
Percentage of flagged data per NO2 profile



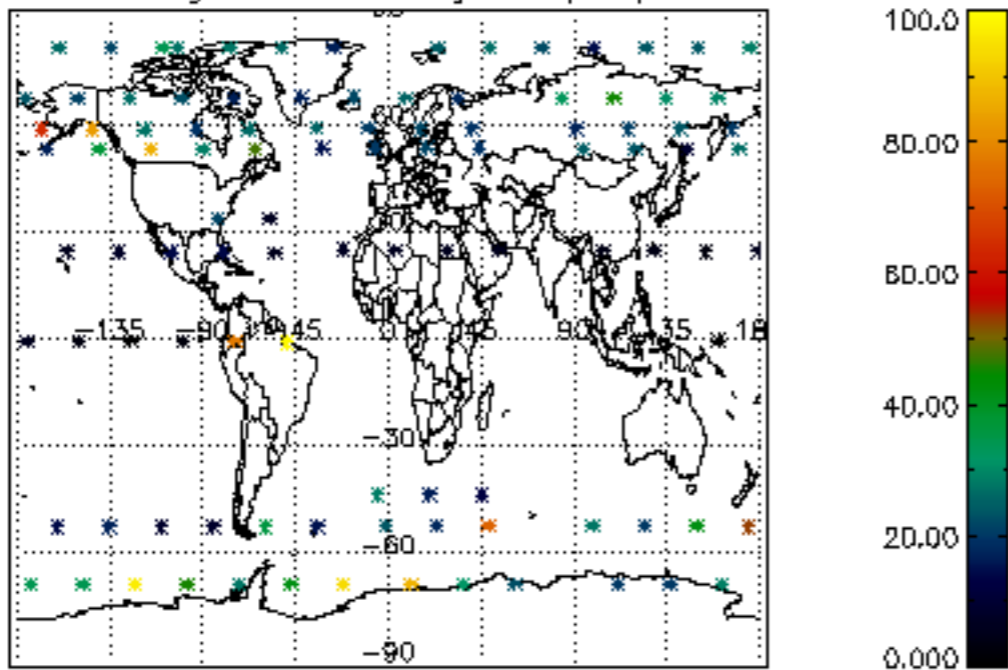
Percentage of flagged data per NO3 profile



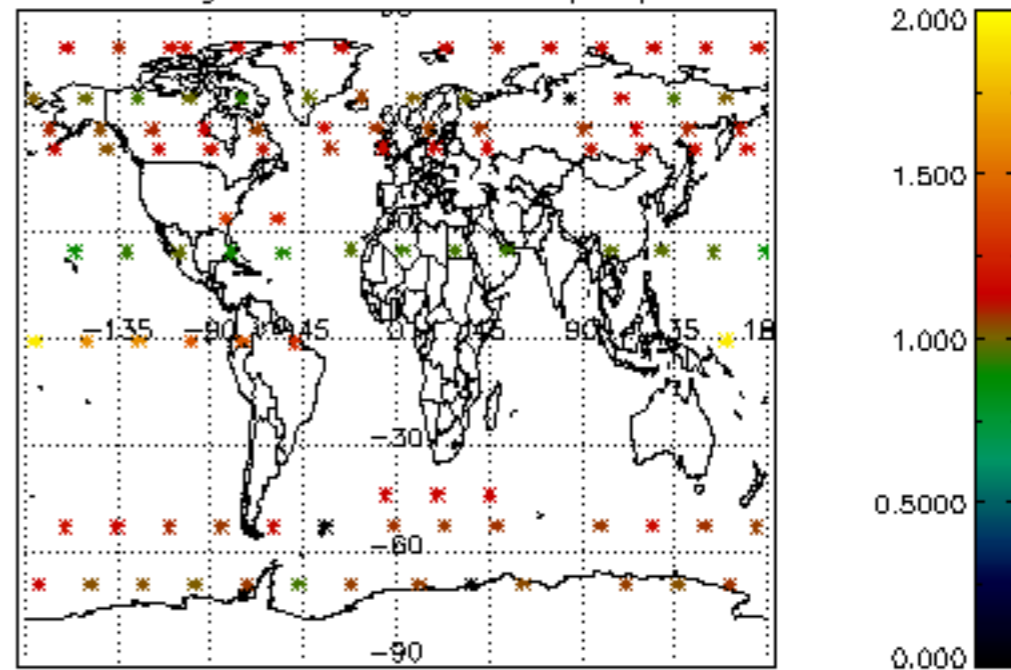




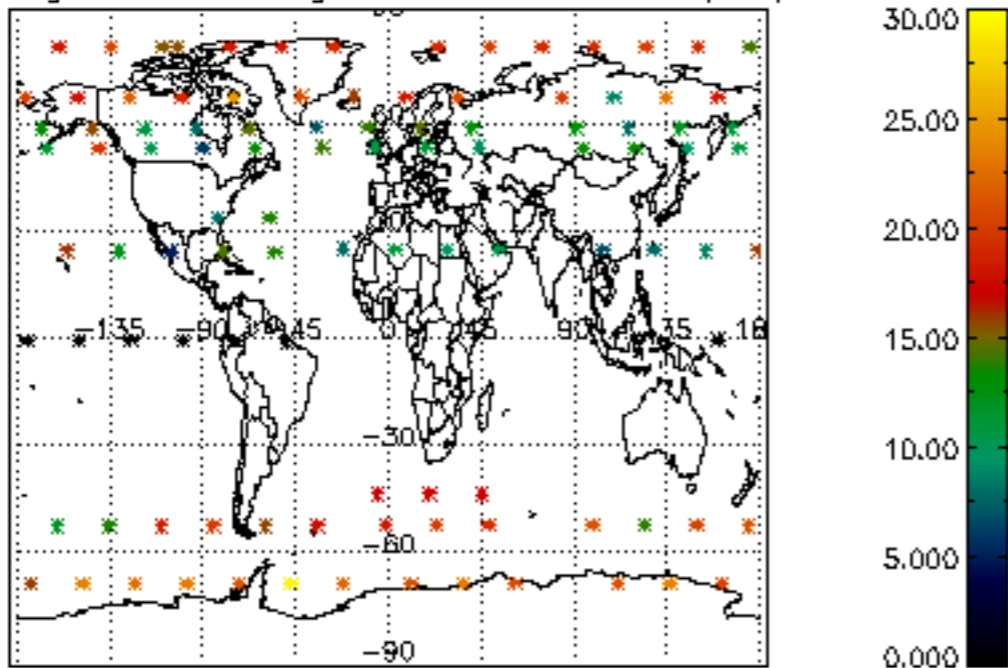
Percentage of cosmic ray hits per profile



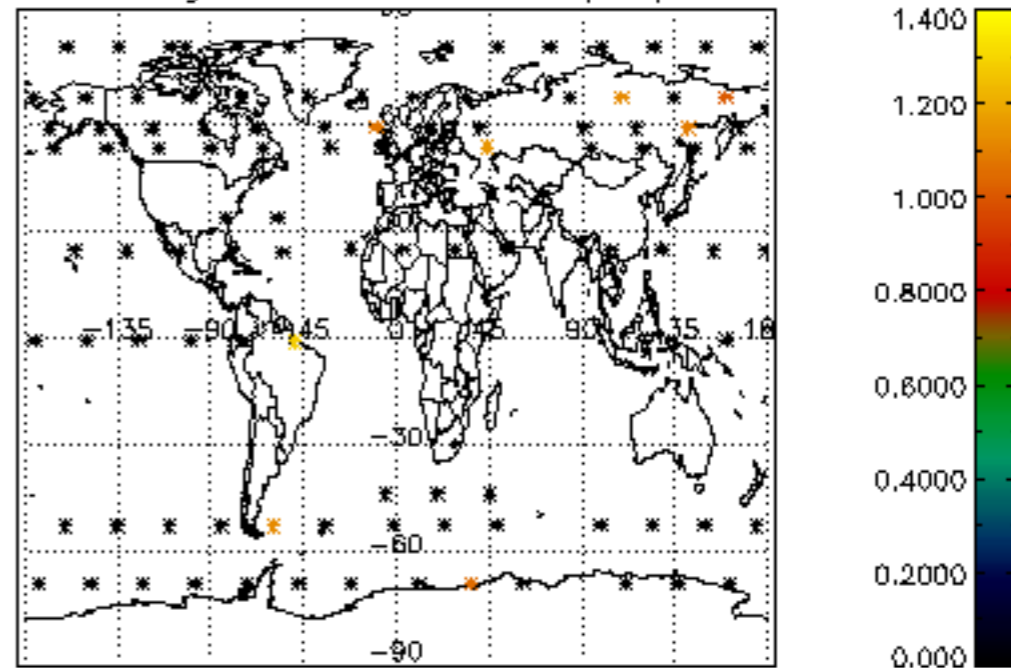
Percentage of datation errors per profile



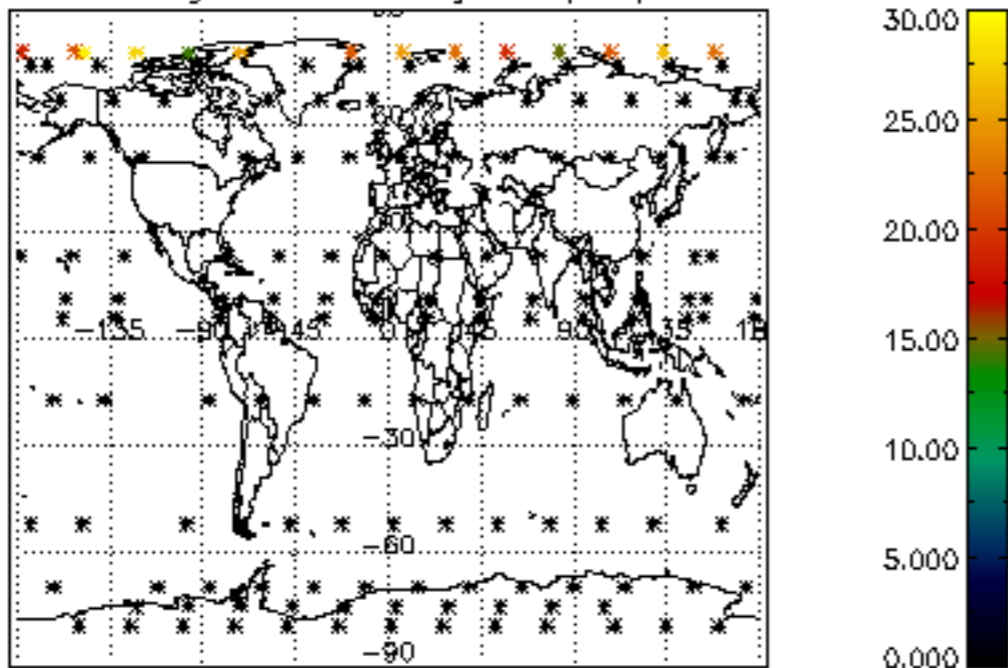
Percentage of star falling outside central band per profile



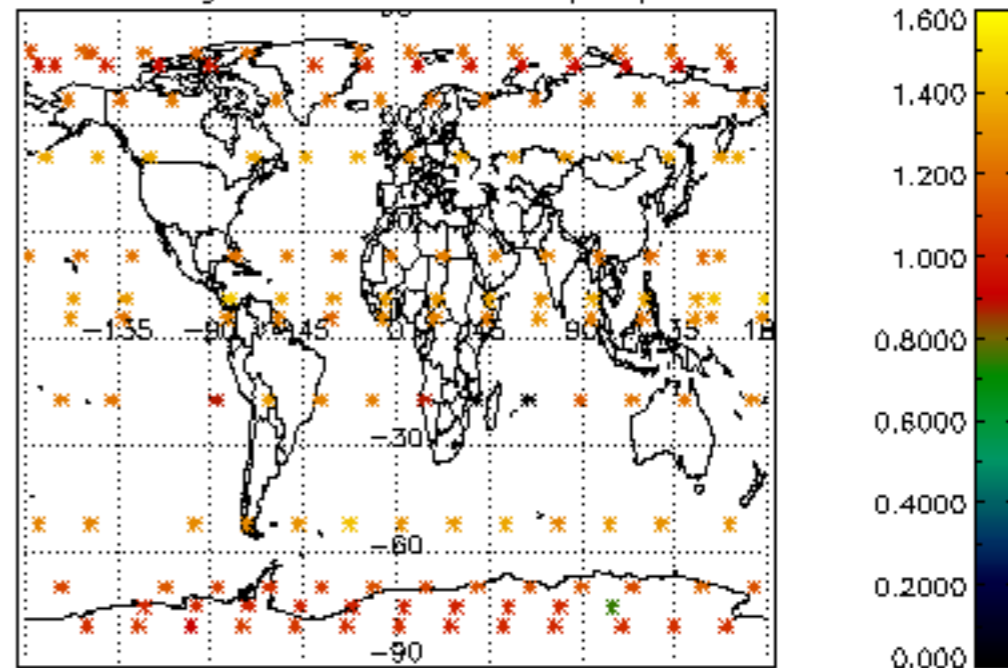
Percentage of saturation errors per profile



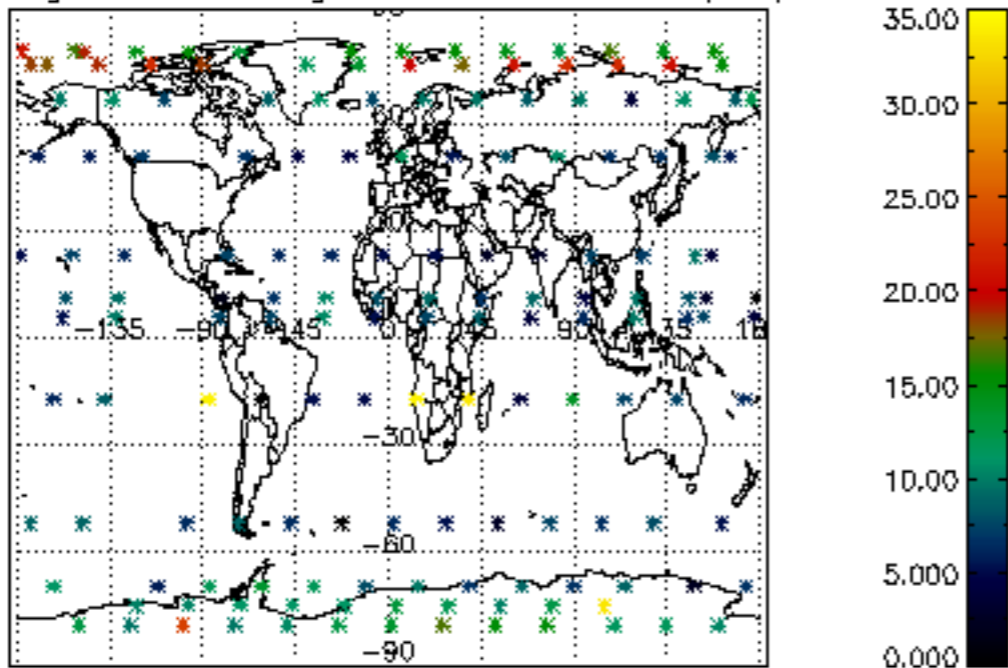
Percentage of cosmic ray hits per profile



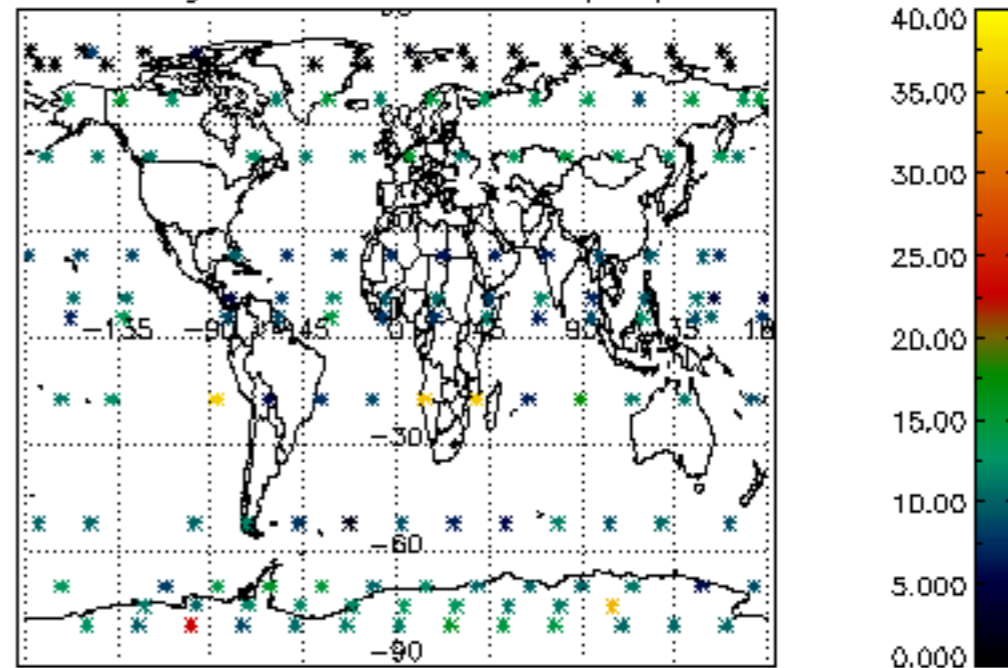
Percentage of datation errors per profile

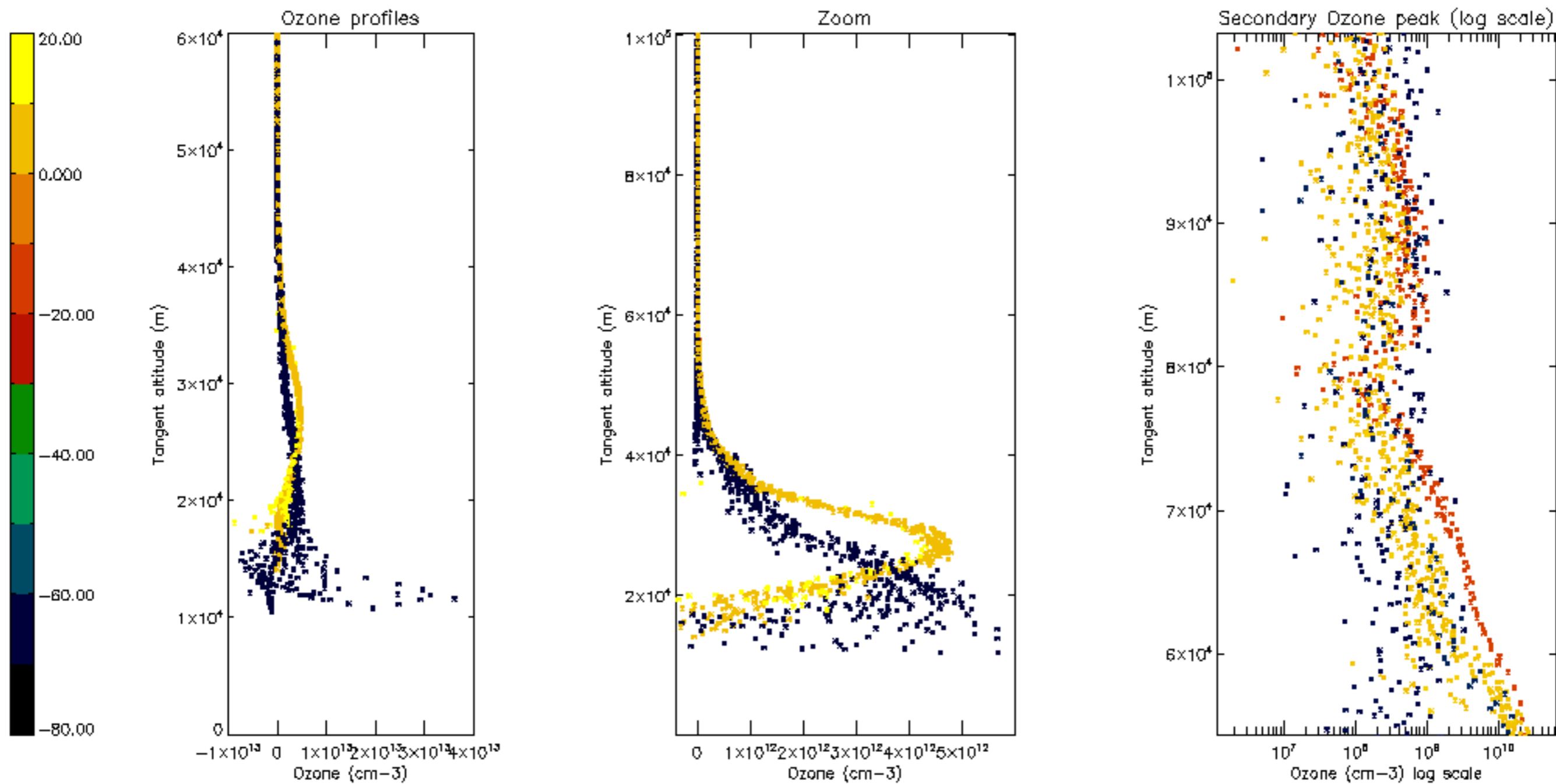


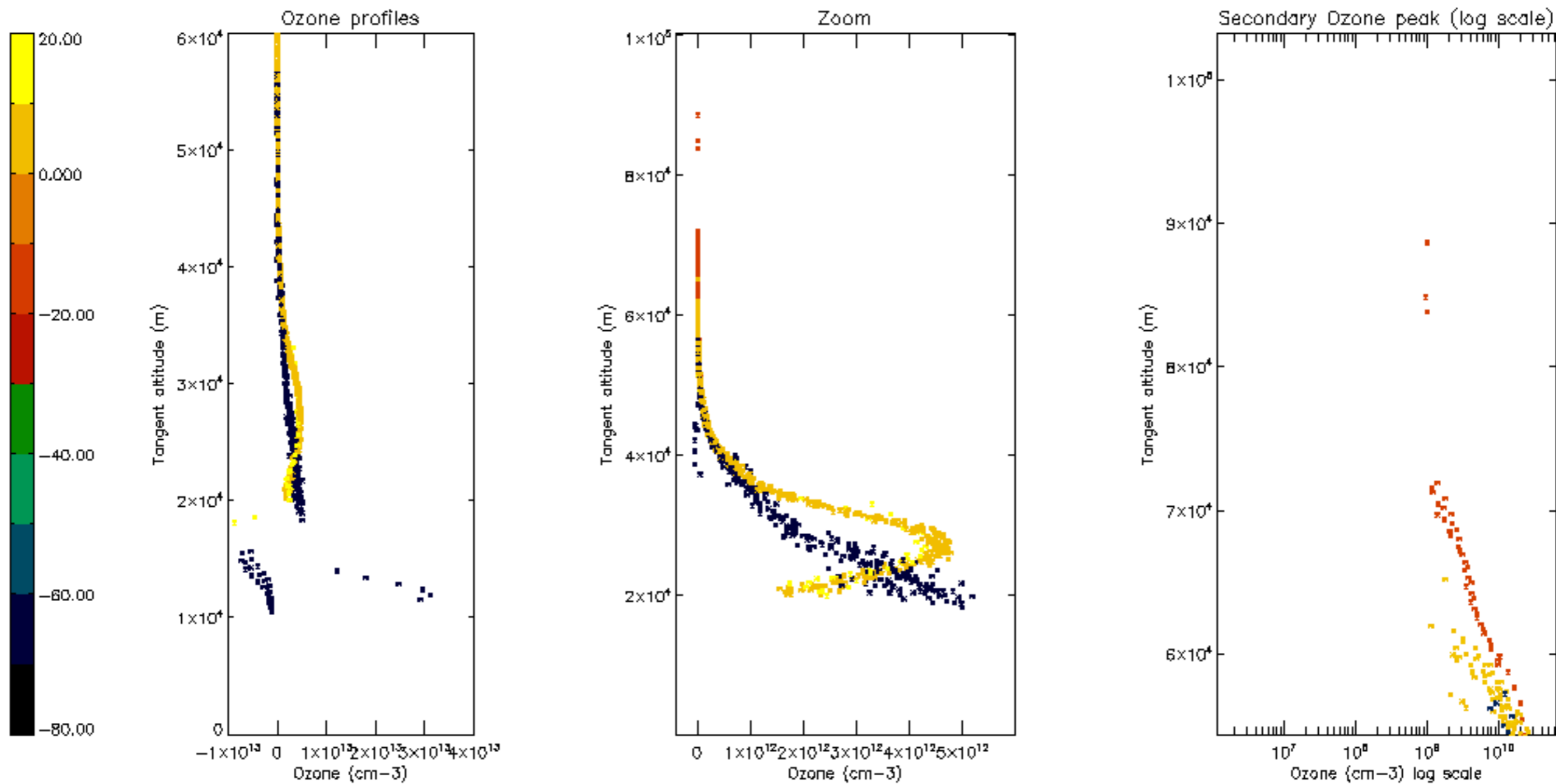
Percentage of star falling outside central band per profile

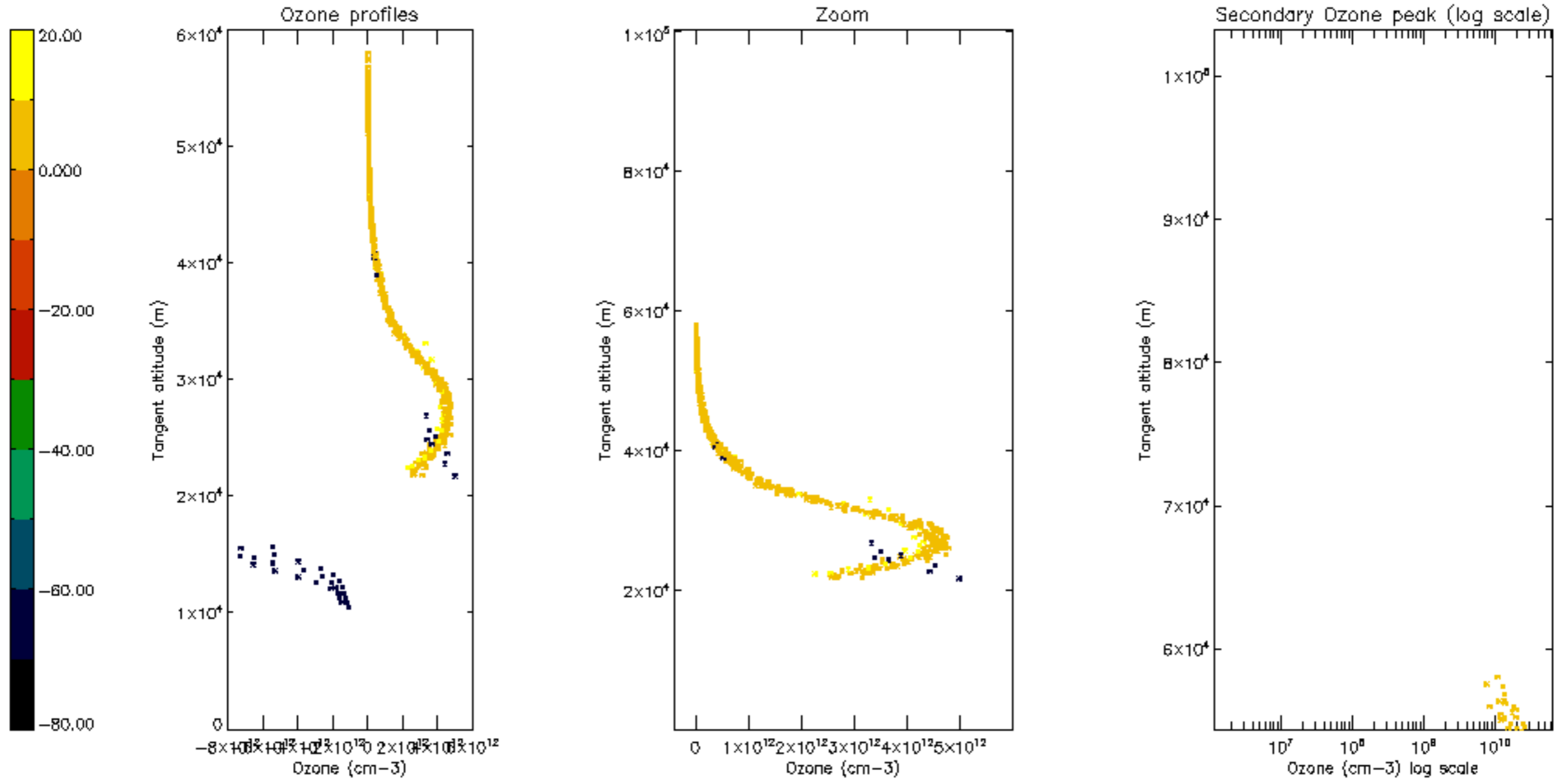


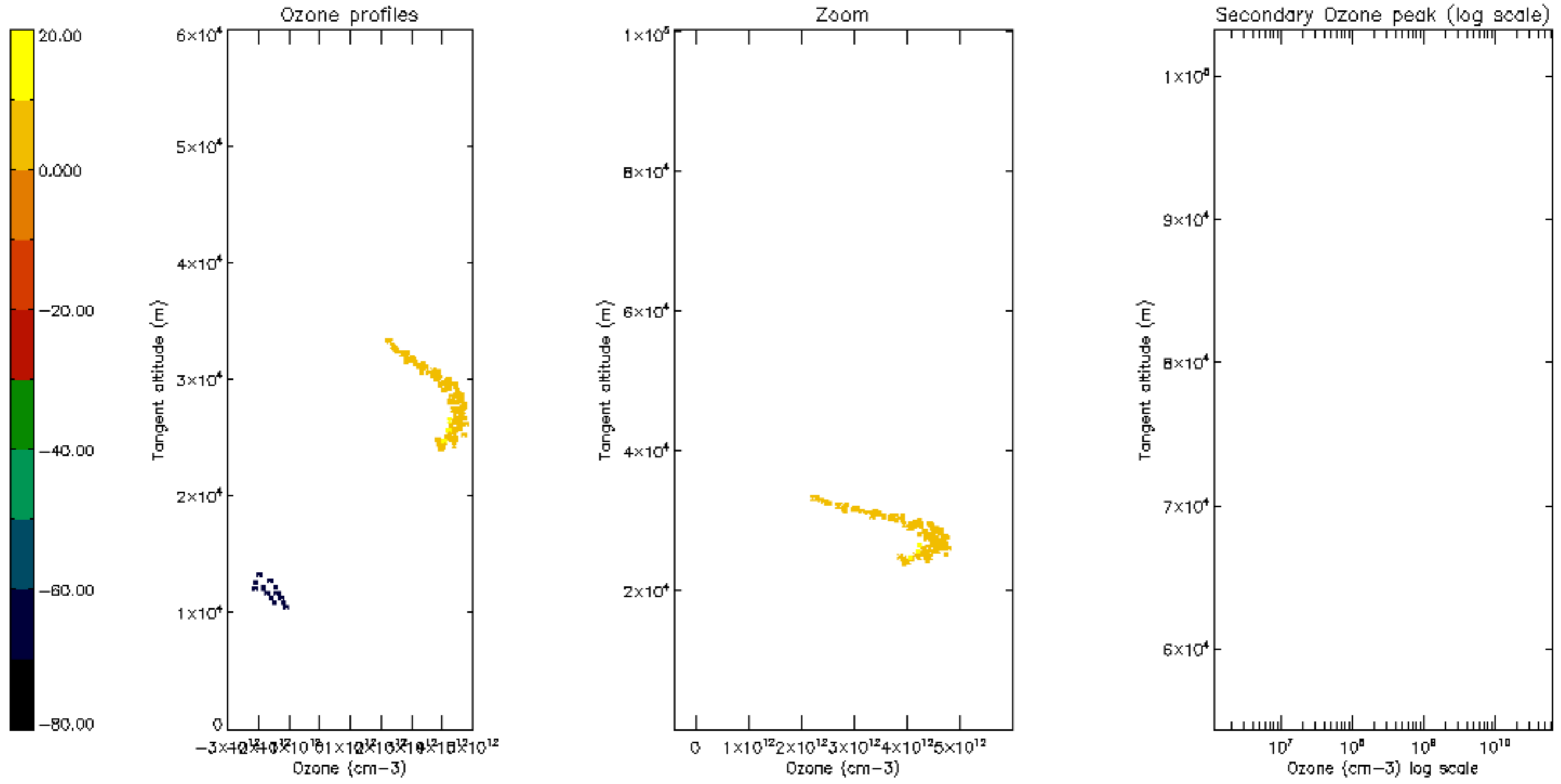
Percentage of saturation errors per profile

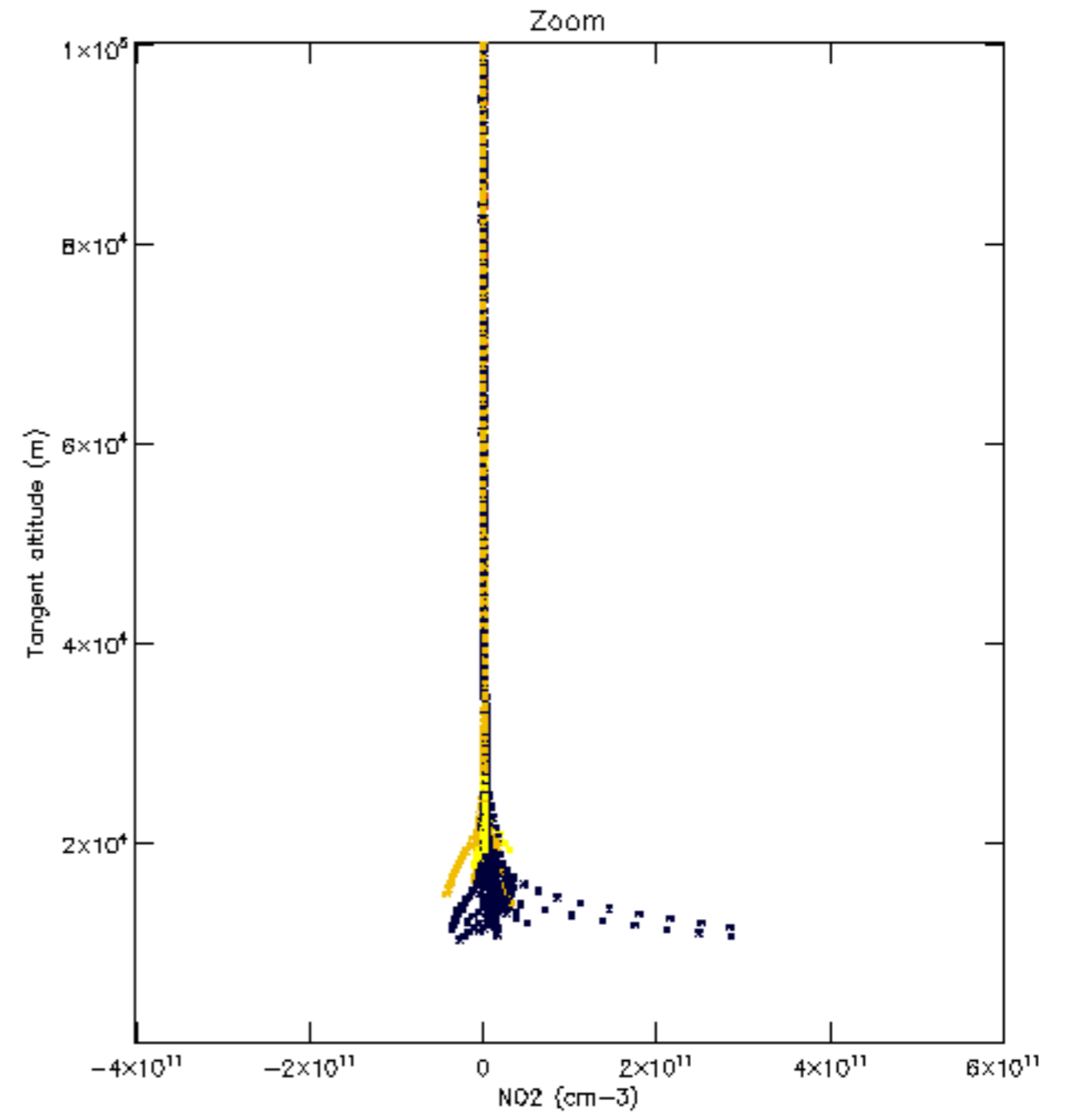
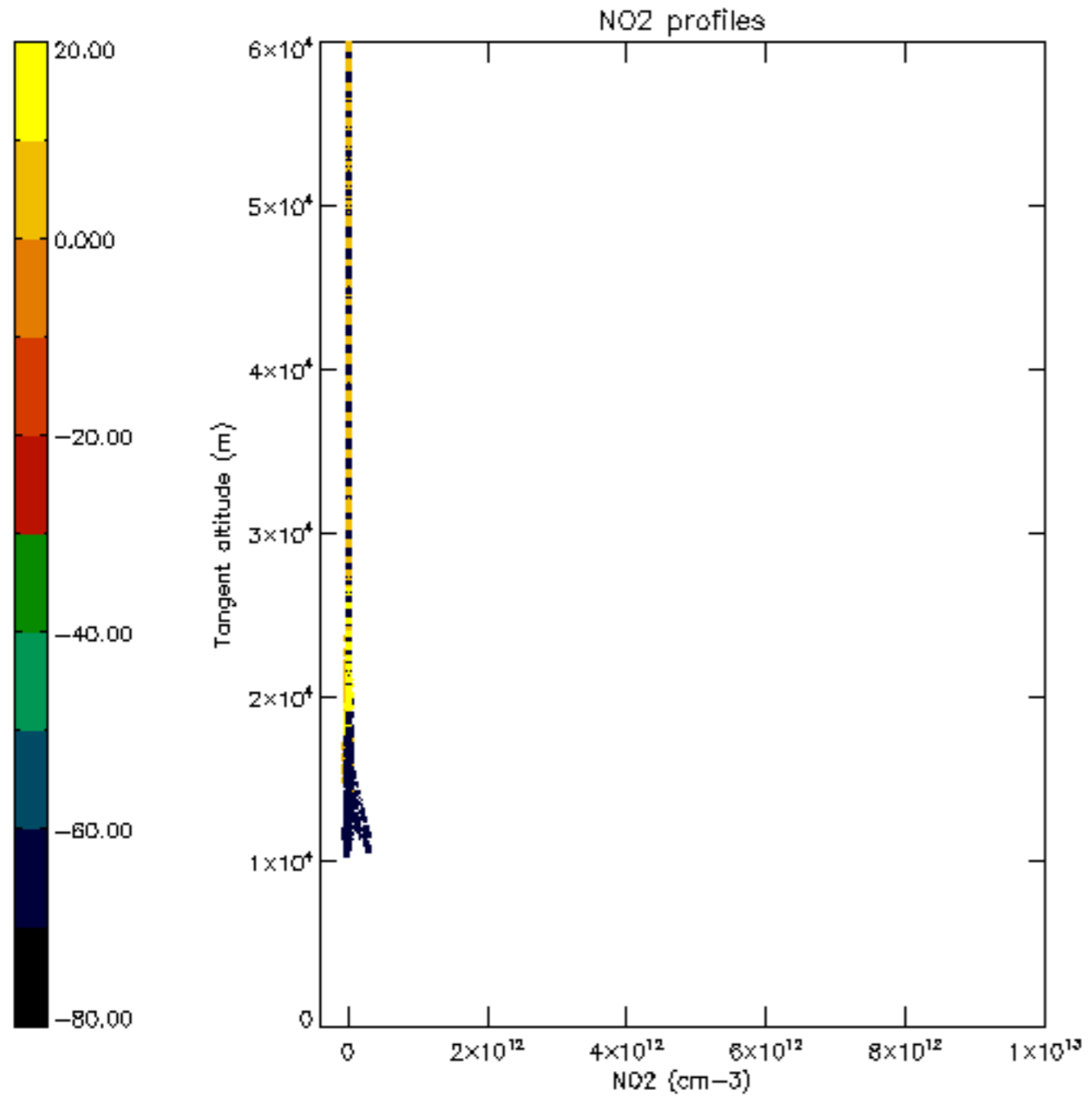


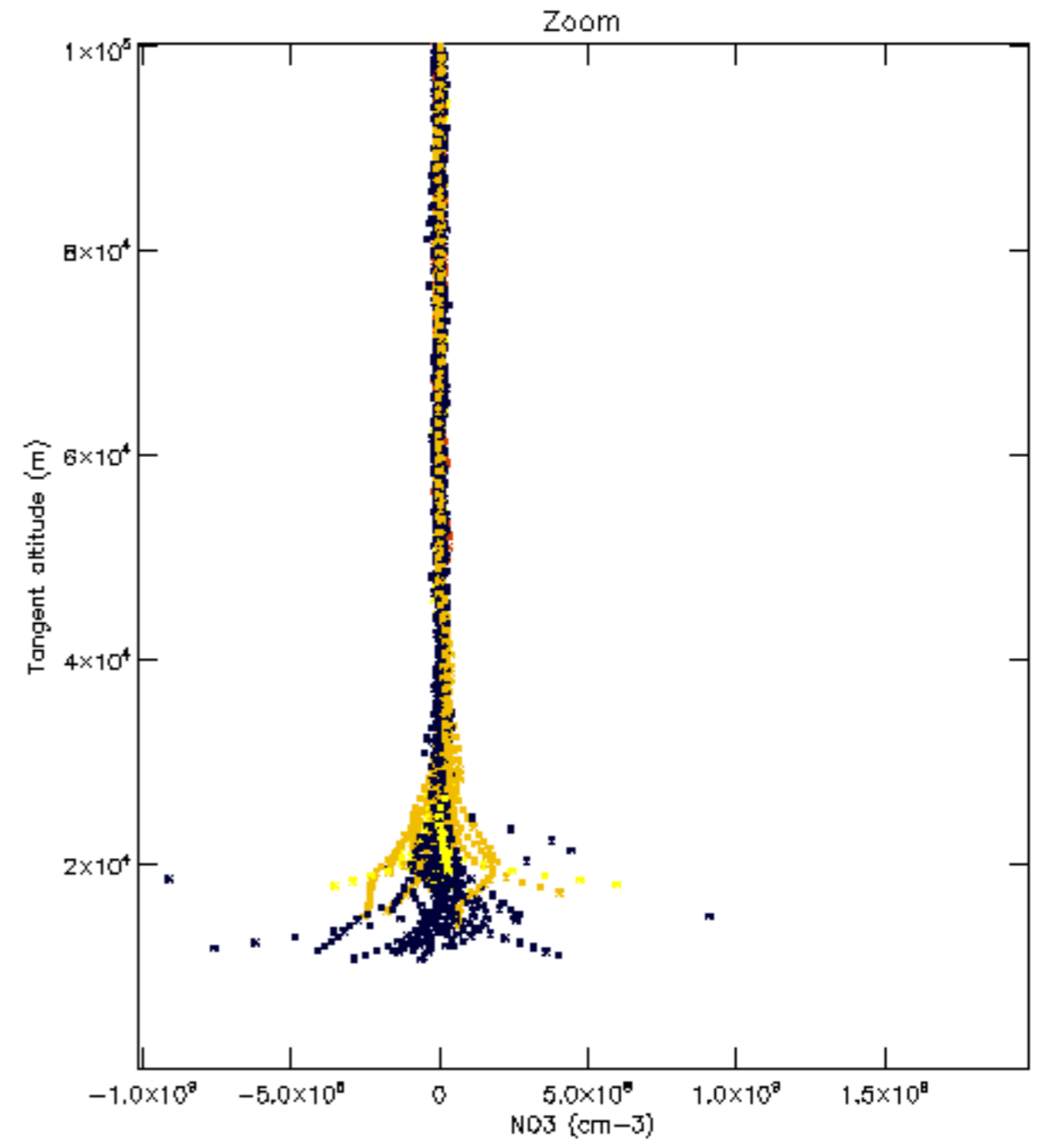
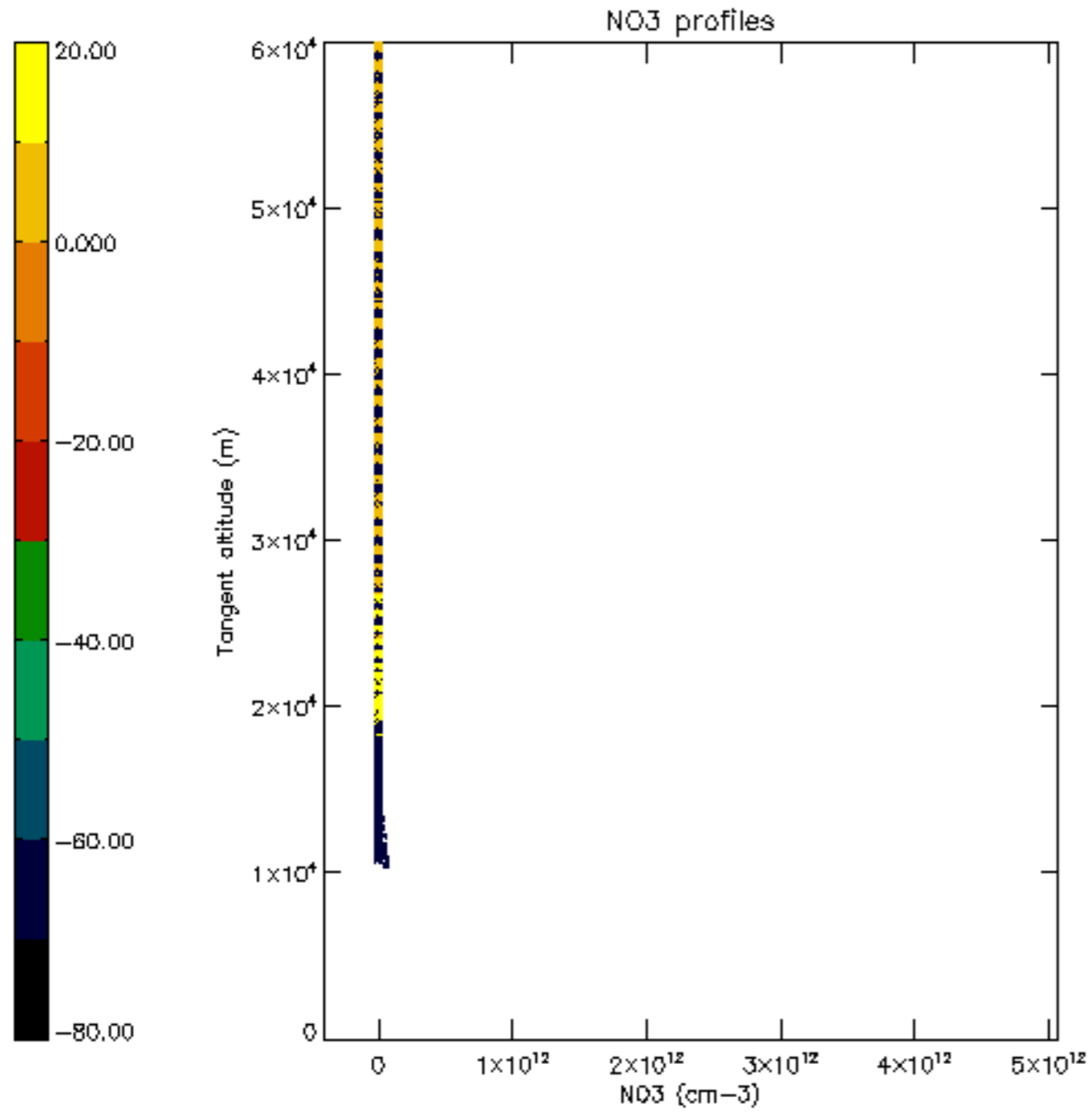


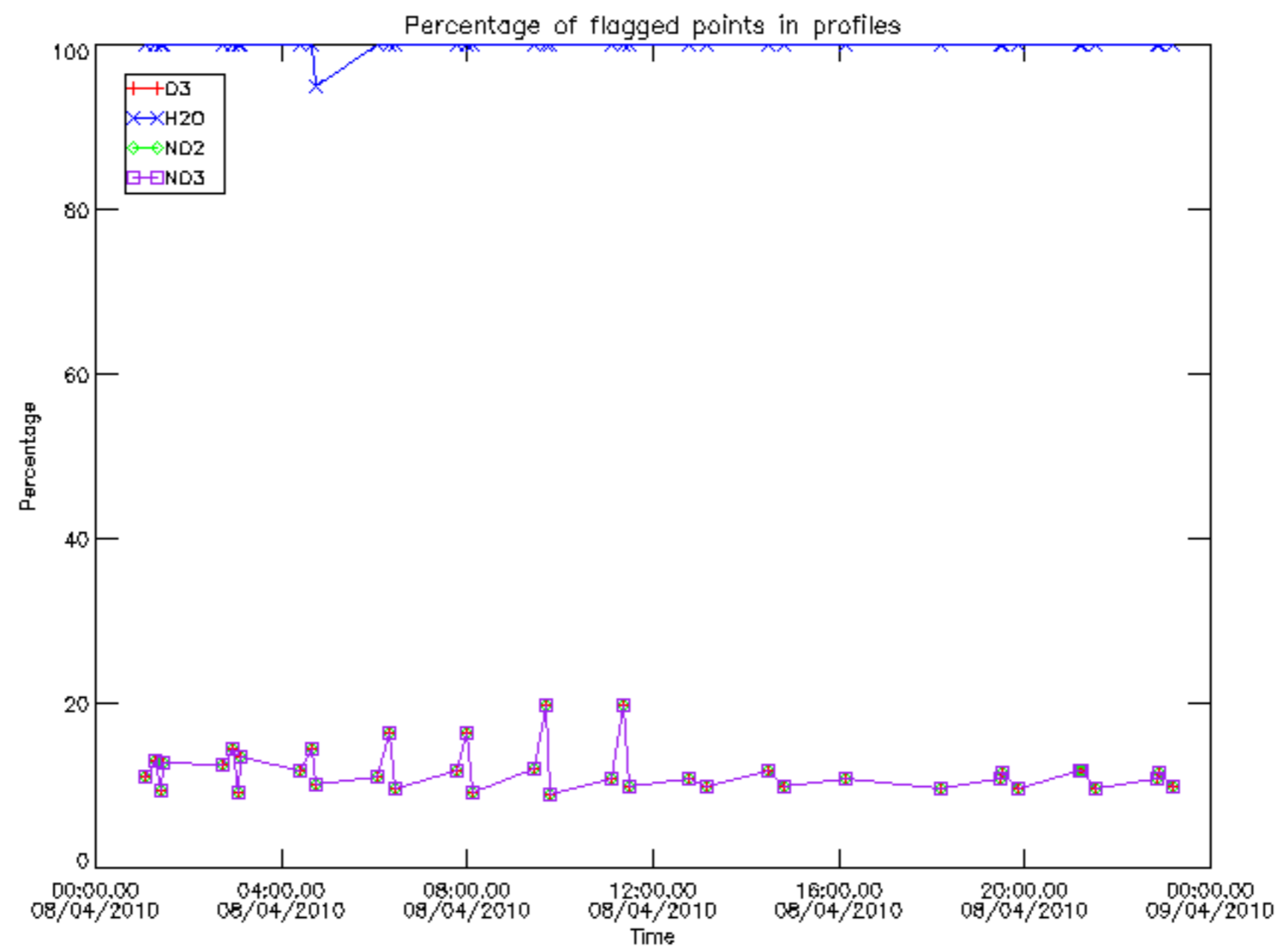




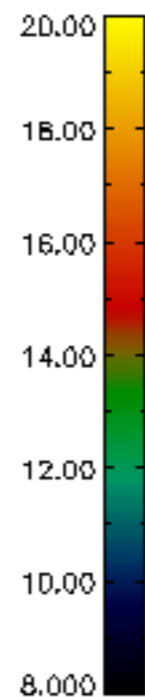
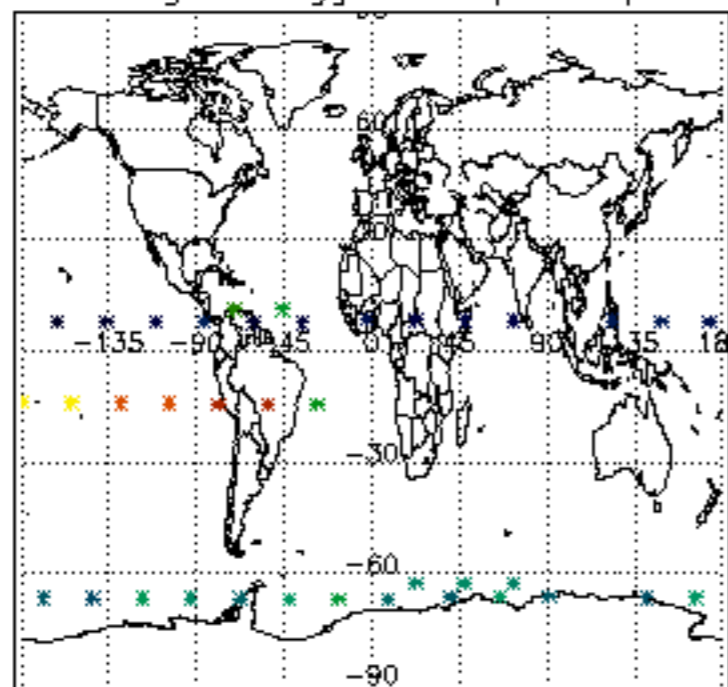




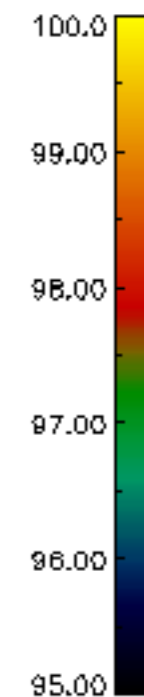
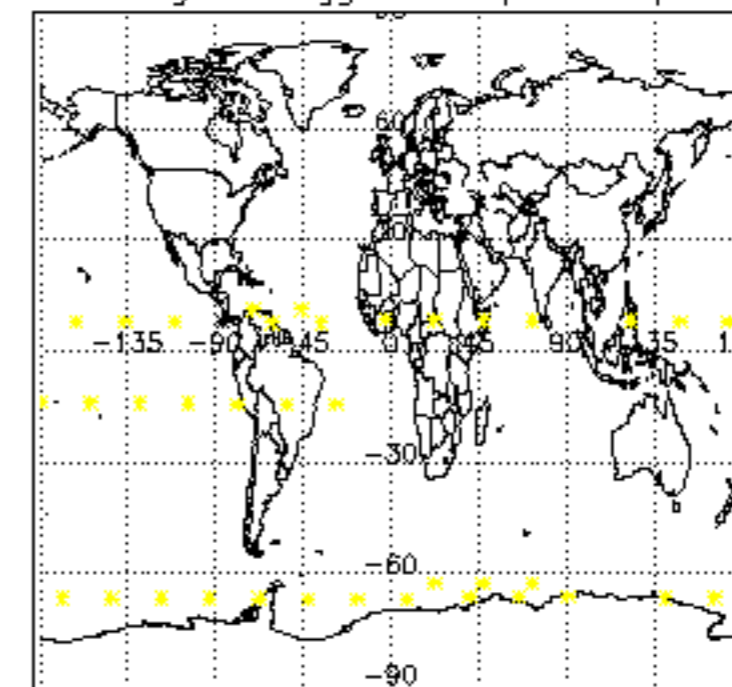




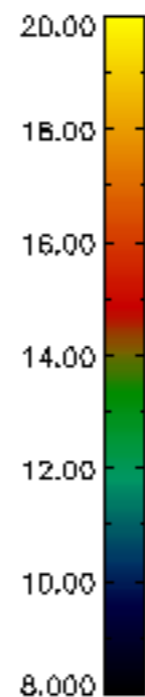
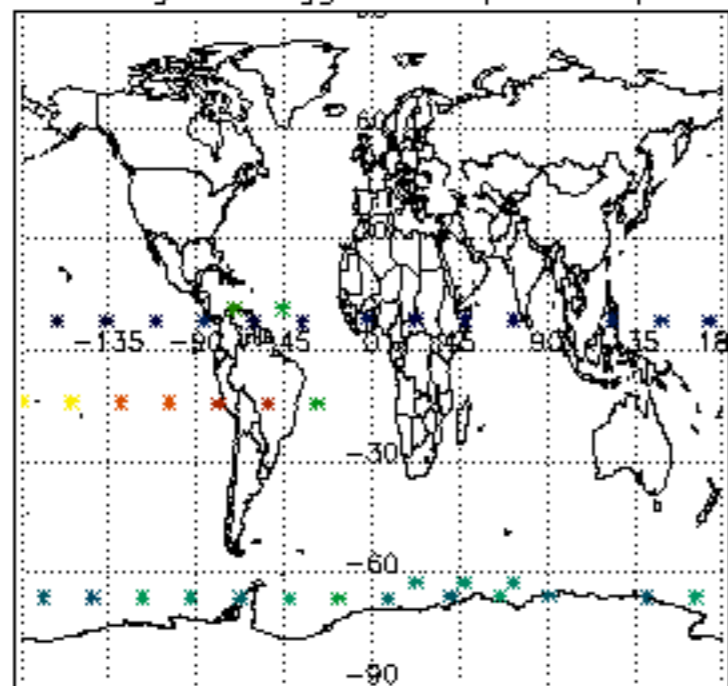
Percentage of flagged data per D3 profile



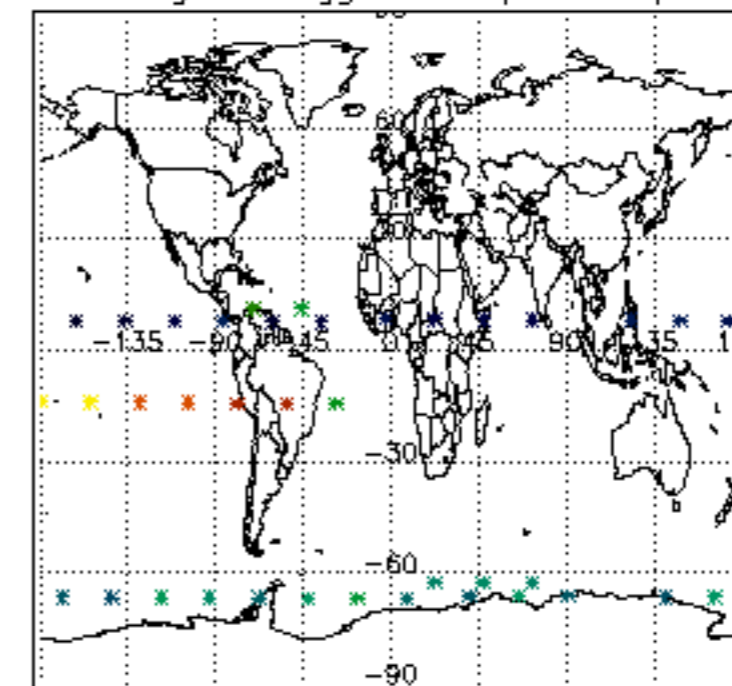
Percentage of flagged data per H2O profile

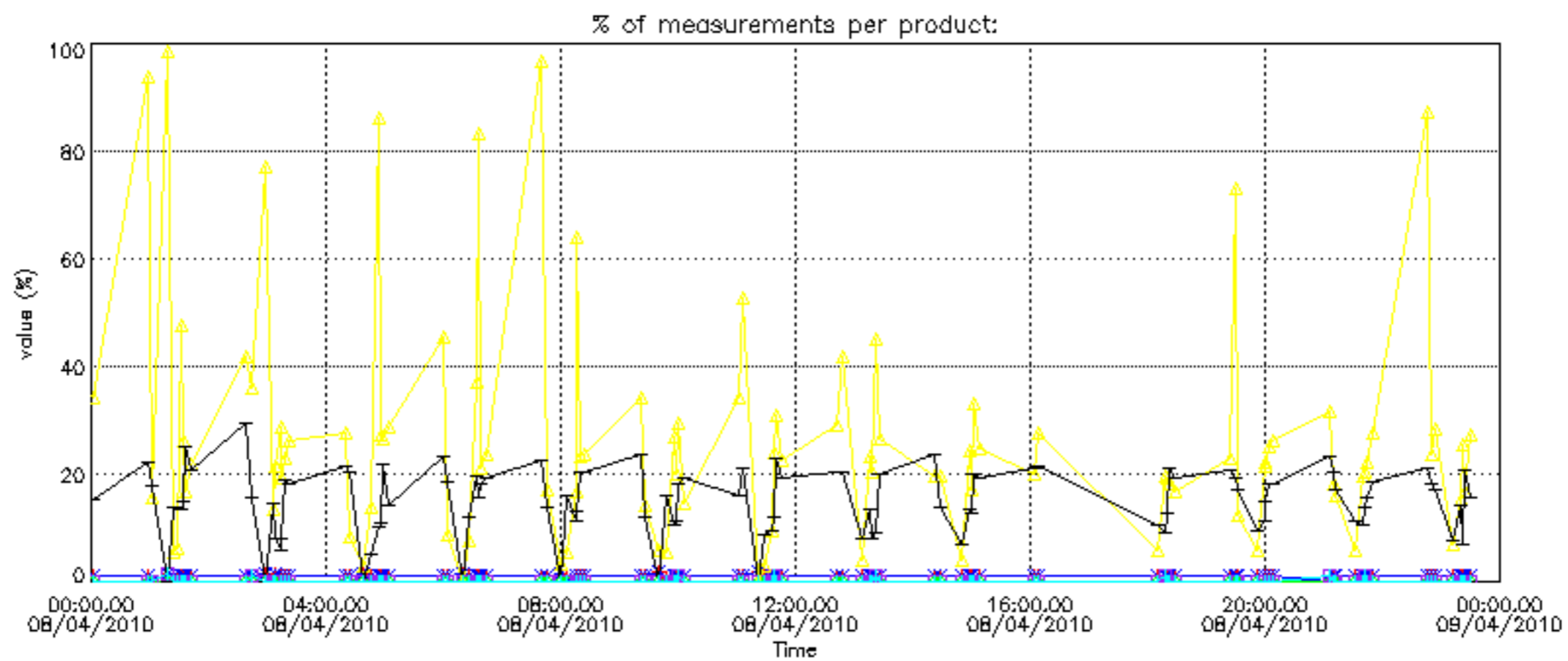
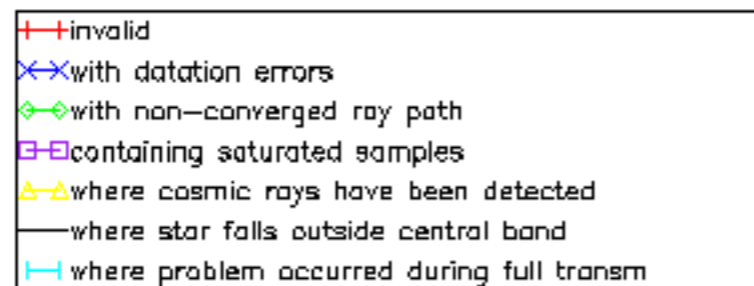


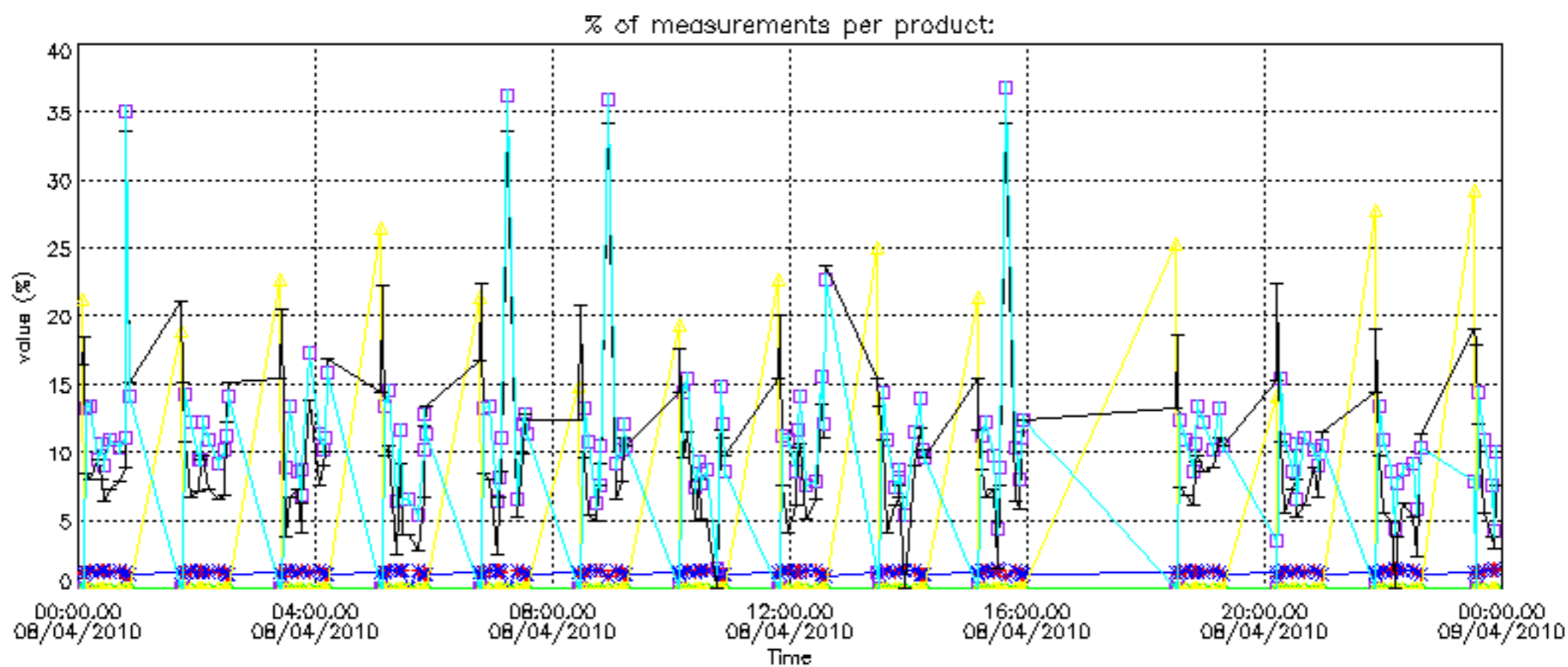
Percentage of flagged data per NO2 profile



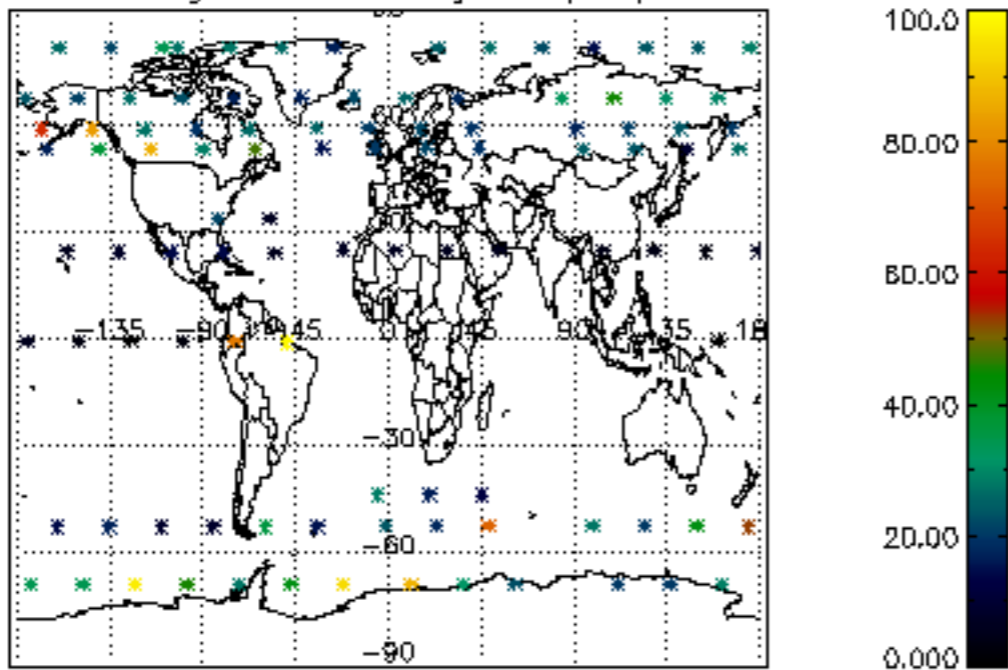
Percentage of flagged data per NO3 profile



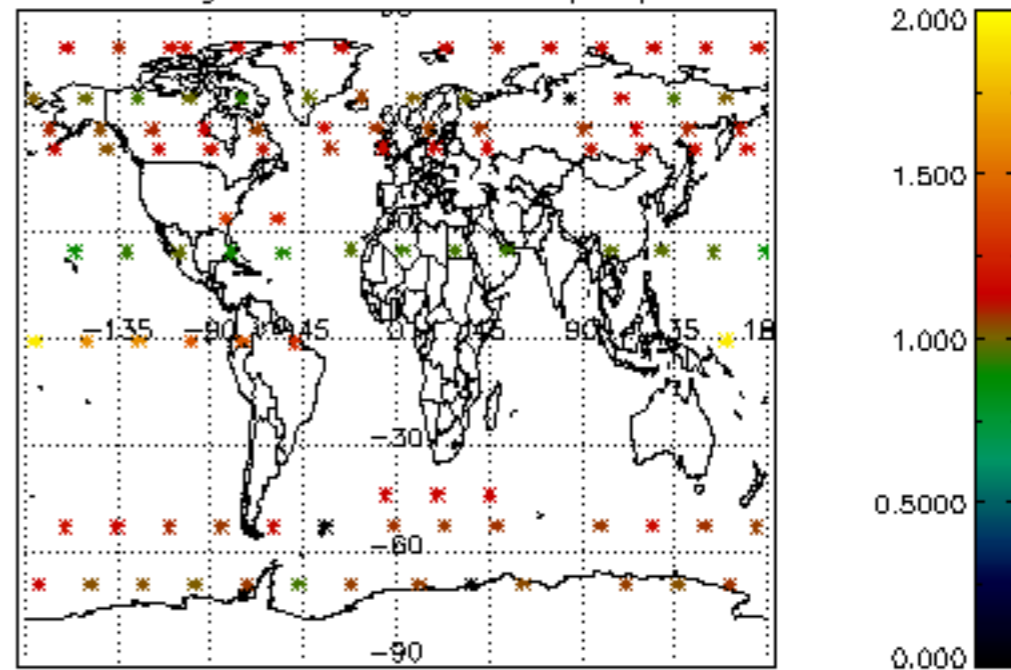




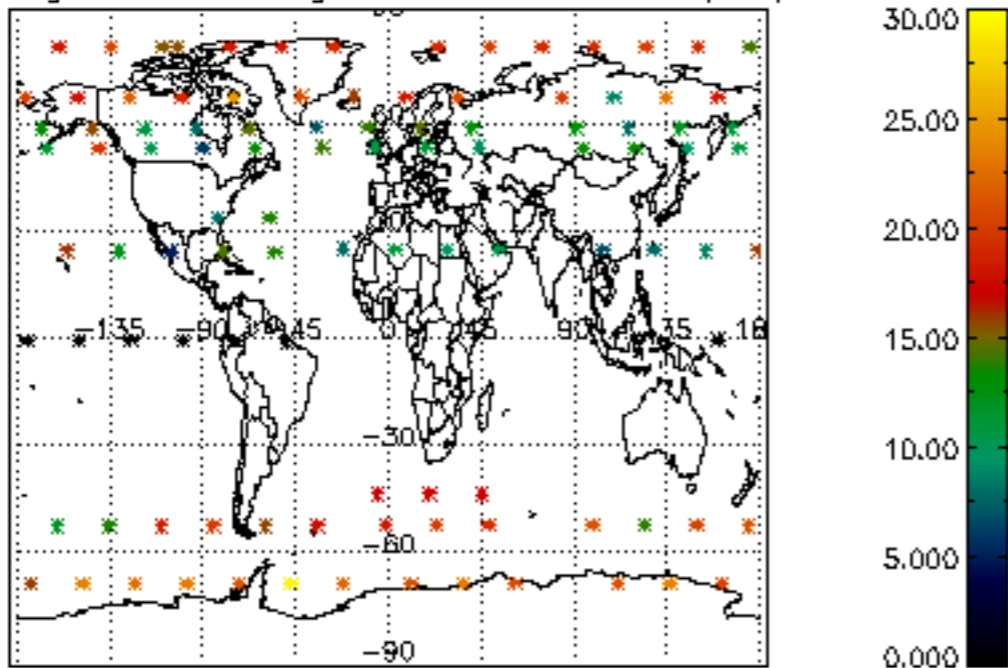
Percentage of cosmic ray hits per profile



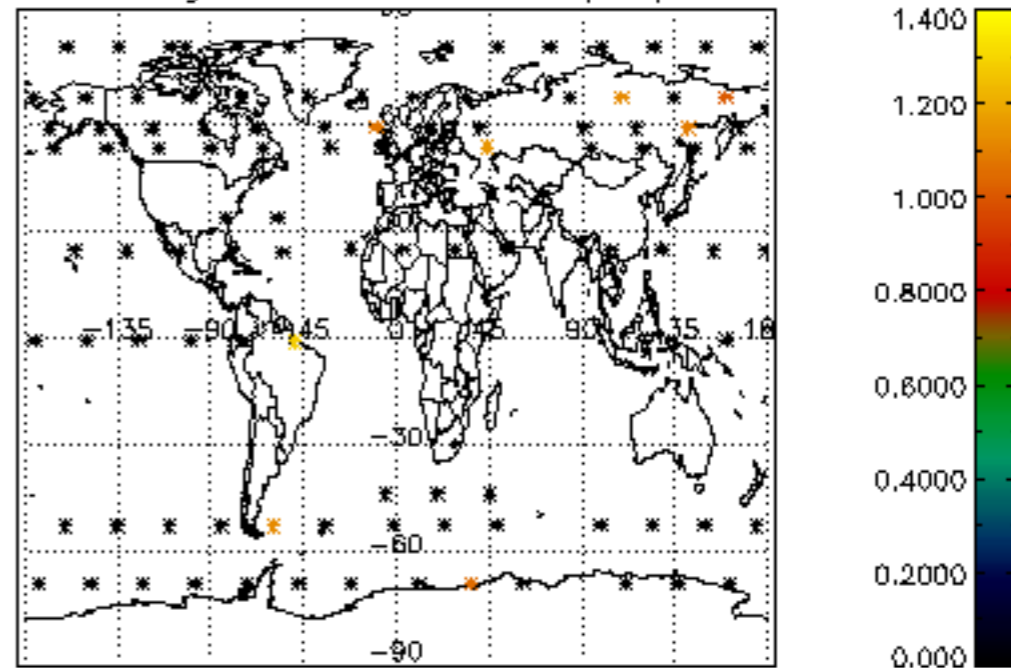
Percentage of datation errors per profile



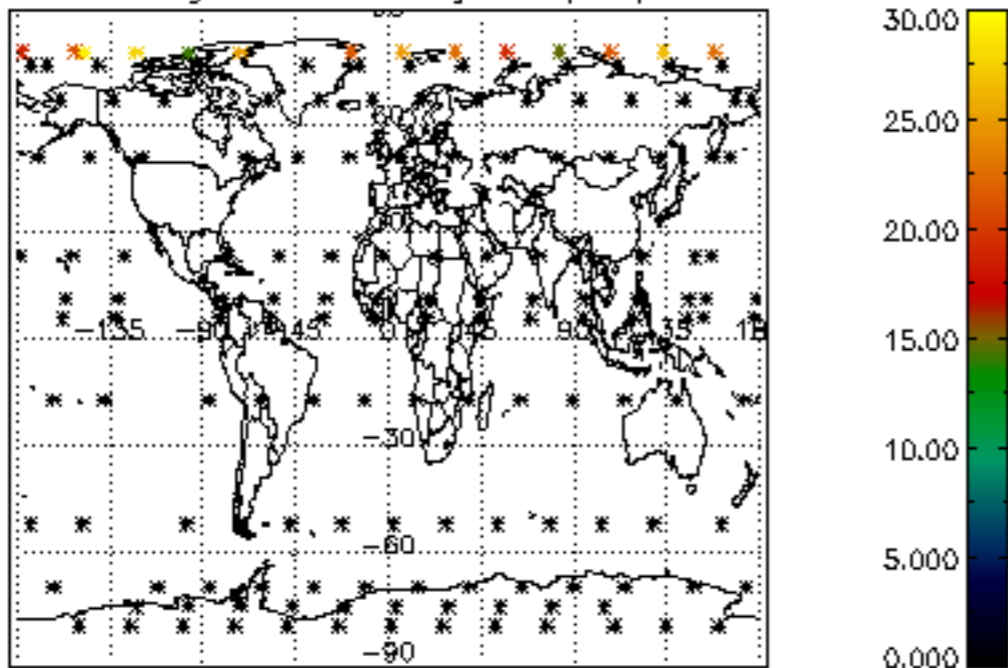
Percentage of star falling outside central band per profile



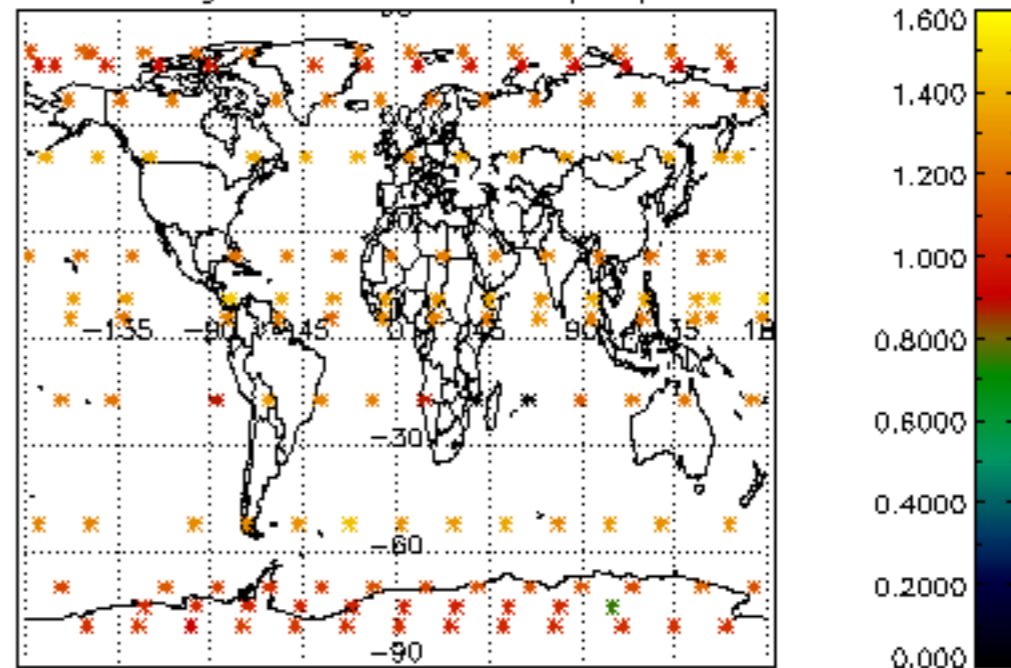
Percentage of saturation errors per profile



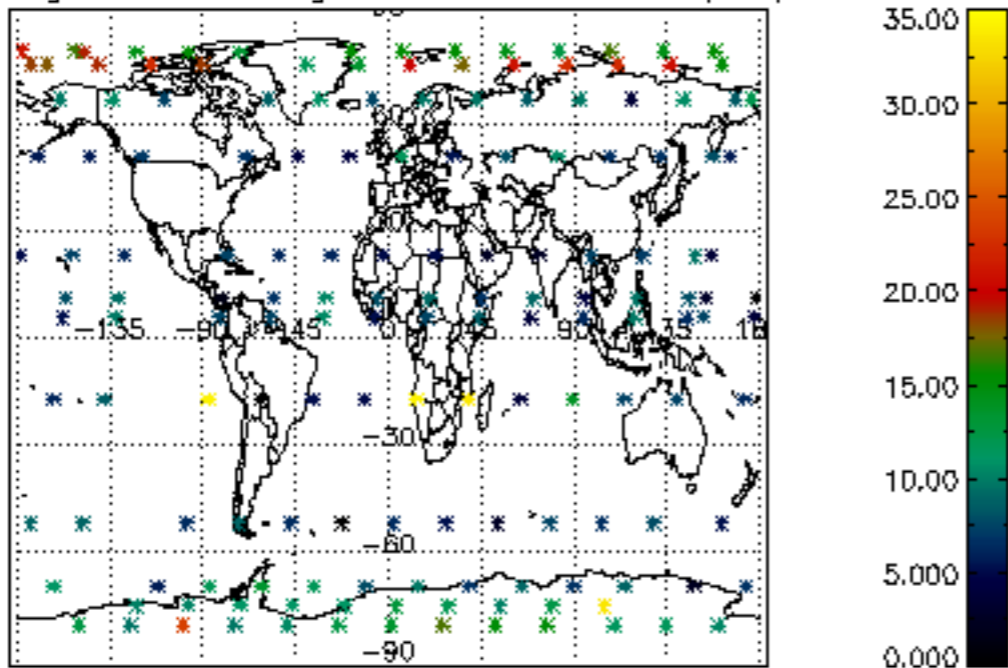
Percentage of cosmic ray hits per profile



Percentage of datation errors per profile



Percentage of star falling outside central band per profile



Percentage of saturation errors per profile

