

# GOMOS Level 2 Daily Report

## SUMMARY

### [1. General Info](#)

### [2. Summary of processed GOM\\_NL\\_2P products](#)

### [3. Level 2 Quality information per product](#)

#### [3.1 Plot of level 2 quality information per product \(time dependant\)](#)

#### [3.2 Plot of level 2 quality information per product \(world map\)](#)

### [4. Level 1 Quality information per product \(stored on level 2 products\)](#)

#### [4.1 Plot of level 1 quality information per product \(time dependant\)](#)

##### [4.1.1 Plot of level 1 quality information per product \(time dependant\): ASCENDING](#)

##### [4.1.2 Plot of level 1 quality information per product \(time dependant\): DESCENDING](#)

#### [4.2 Plot of level 1 quality information per product \(world map\)](#)

##### [4.2.1 Plot of level 1 quality information per product \(world map\): ASCENDING](#)

##### [4.2.2 Plot of level 1 quality information per product \(world map\): DESCENDING](#)

### [5. Ozone profiles based on quality statistics and other trace gas profiles](#)

#### [5.1 Ozone statistics based on quality of products](#)

#### [5.2 Plot ozone profiles for all STD \(dark without errors\)](#)

#### [5.3 Plot ozone profiles where STD < 20% \(dark without errors\)](#)

#### [5.4. Plot ozone profiles where STD < 10% \(dark without errors\)](#)

#### [5.5. Plot ozone profiles where STD < 5% \(dark without errors\)](#)

#### [5.6 Plot NO2 profiles for all STD \(dark without errors\)](#)

#### [5.7 Plot NO3 profiles for all STD \(dark without errors\)](#)

#### [5.8 Plot H2O profiles \(only for occultations of stars 1,2,3,4,13,14,16,26,63 dark without errors\) for all STD](#)

### [6. Auxiliary Data Files used for the production reported in section 2](#)

This report presents the daily analysis on parameters extracted from GOMOS level 2 data (GOM\_NL\_\_2P). It is intended to monitor some important parameters that will impact the quality of these products. A list of level 2 products (and content) that have arrived during the reporting day to the PCF is also given.

Item	Value
Time of report generation	29APR2013 09:18:59
Data source version	GOMOS/6.01
Start time of products	04-04-2010 (04APR2010 00:00:00)
Stop time of products	05-04-2010 (05APR2010 00:00:00)
Store outputs in DB	Yes
Nb of level 2 prods	317
Nb of prods with errors	0

## 2. Summary of processed GOM\_NL\_\_2P products.

Nr	Filename	UTC Start time	Limb	Duration	Star Id	Star Name	Star Mag	Star Temp	Nb Meas	Orbit	Prod. error
1	GOM_NL__2PRFIN20100404_000458_000000542088_00174_42312_2557.N1	04-APR-2010 00:04:58	Dark	54.000	38	20Eps Sgr	1.8360	11000.	108	42312	No
2	GOM_NL__2PRFIN20100404_000837_000000522088_00174_42312_2558.N1	04-APR-2010 00:08:37	Dark	52.000	40	The Sco	1.8590	7100.0	104	42312	No
3	GOM_NL__2PRFIN20100404_001154_000000392088_00174_42312_2559.N1	04-APR-2010 00:11:54	Dark	38.500	134	Bet TrA	2.8100	6600.0	77	42312	No
4	GOM_NL__2PRFIN20100404_001721_000000482088_00174_42312_2560.N1	04-APR-2010 00:17:21	Straylight	48.000	78	Alp Lup	2.3040	28000.	96	42312	No
5	GOM_NL__2PRFIN20100404_001857_000000492088_00174_42312_2561.N1	04-APR-2010 00:18:57	Straylight	48.500	81	Eta Cen	2.3560	28000.	97	42312	No
6	GOM_NL__2PRFIN20100404_002137_000000522088_00174_42312_2562.N1	04-APR-2010 00:21:37	Straylight	51.500	54	5The Cen	2.0550	4500.0	103	42312	No
7	GOM_NL__2PRFIN20100404_002725_000000462088_00174_42312_2563.N1	04-APR-2010 00:27:25	Twilight_and_stray	45.500	106	9Bet Crv	2.6480	5600.0	91	42312	No
8	GOM_NL__2PRFIN20100404_002921_000000432088_00174_42312_2564.N1	04-APR-2010 00:29:21	Twilight_and_stray	43.000	100	4Gam Crv	2.5800	13100.	86	42312	No
9	GOM_NL__2PRFIN20100404_003104_000000622088_00174_42312_2565.N1	04-APR-2010 00:31:04	Bright	62.000	15	67Alp Vir	0.97600	28000.	124	42312	No
10	GOM_NL__2PRFIN20100404_003416_000000452088_00174_42312_2566.N1	04-APR-2010 00:34:16	Bright	44.500	121	29Gam Vir	2.7400	7200.0	89	42312	No
11	GOM_NL__2PRFIN20100404_003854_000000392088_00174_42312_2567.N1	04-APR-2010 00:38:54	Bright	39.000	62	94Bet Leo	2.1360	9700.0	78	42312	No
12	GOM_NL__2PRFIN20100404_004713_000000422088_00174_42312_2568.N1	04-APR-2010 00:47:13	Bright	42.000	152	12Alp2CVn	2.8900	11000.	84	42312	No
13	GOM_NL__2PRFIN20100404_005016_000000372088_00174_42312_2569.N1	04-APR-2010 00:50:16	Bright	37.000	87	64Gam UMa	2.4330	11000.	74	42312	No
14	GOM_NL__2PRFIN20100404_005159_000000392088_00174_42312_2570.N1	04-APR-2010 00:51:59	Bright	38.500	32	77Eps UMa	1.7630	11000.	77	42312	No
15	GOM_NL__2PRFIN20100404_005821_000000362088_00174_42312_2571.N1	04-APR-2010 00:58:21	Bright	36.000	60	7Bet UMi	2.0810	3950.0	72	42312	No
16	GOM_NL__2PRFIN20100404_010756_000000402088_00174_42312_2572.N1	04-APR-2010 01:07:56	Bright	39.500	89	5Alp Cep	2.4510	8000.0	79	42312	No
17	GOM_NL__2PRFIN20100404_011250_000000482088_00174_42312_2573.N1	04-APR-2010 01:12:50	Bright	47.500	144	18Del Cyg	2.8600	11000.	95	42312	No
18	GOM_NL__2PRFIN20100404_011449_000000482088_00174_42312_2574.N1	04-APR-2010 01:14:49	Bright	47.500	66	37Gam Cyg	2.2080	5900.0	95	42312	No
19	GOM_NL__2PRFIN20100404_011656_000000622088_00174_42312_2575.N1	04-APR-2010 01:16:56	Bright	62.000	92	53Eps Cyg	2.5000	4500.0	124	42312	No
20	GOM_NL__2PRFIN20100404_012335_000000462088_00174_42312_2576.N1	04-APR-2010 01:23:35	Twilight_and_stray	46.000	61	8Eps Peg	2.1000	3900.0	92	42312	No
21	GOM_NL__2PRFIN20100404_012815_000000432088_00174_42312_2577.N1	04-APR-2010 01:28:15	Dark	43.000	154	22Bet Aqr	2.8990	5700.0	86	42312	No
22	GOM_NL__2PRFIN20100404_014200_000000532088_00174_42312_2578.N1	04-APR-2010 01:42:00	Dark	52.500	103	38Zet Sgr	2.6000	9700.0	105	42312	No
23	GOM_NL__2PRFIN20100404_014535_000000592088_00175_42313_2565.N1	04-APR-2010 01:45:35	Dark	59.000	38	20Eps Sgr	1.8360	11000.	118	42313	No
24	GOM_NL__2PRFIN20100404_014914_000000542088_00175_42313_2566.N1	04-APR-2010 01:49:14	Dark	54.000	40	The Sco	1.8590	7100.0	108	42313	No
25	GOM_NL__2PRFIN20100404_015230_000000392088_00175_42313_2567.N1	04-APR-2010 01:52:30	Dark	39.000	134	Bet TrA	2.8100	6600.0	78	42313	No
26	GOM_NL__2PRFIN20100404_015757_000000472088_00175_42313_2568.N1	04-APR-2010 01:57:57	Straylight	46.500	78	Alp Lup	2.3040	28000.	93	42313	No
27	GOM_NL__2PRFIN20100404_015934_000000492088_00175_42313_2569.N1	04-APR-2010 01:59:34	Straylight	49.000	81	Eta Cen	2.3560	28000.	98	42313	No
28	GOM_NL__2PRFIN20100404_020213_000000522088_00175_42313_2570.N1	04-APR-2010 02:02:13	Straylight	51.500	54	5The Cen	2.0550	4500.0	103	42313	No
29	GOM_NL__2PRFIN20100404_020801_000000462088_00175_42313_2571.N1	04-APR-2010 02:08:01	Twilight_and_stray	46.000	106	9Bet Crv	2.6480	5600.0	92	42313	No
30	GOM_NL__2PRFIN20100404_020957_000000452088_00175_42313_2572.N1	04-APR-2010 02:09:57	Twilight_and_stray	44.500	100	4Gam Crv	2.5800	13100.	89	42313	No
31	GOM_NL__2PRFIN20100404_021140_000000602088_00175_42313_2573.N1	04-APR-2010 02:11:40	Bright	60.000	15	67Alp Vir	0.97600	28000.	120	42313	No
32	GOM_NL__2PRFIN20100404_021452_000000432088_00175_42313_2574.N1	04-APR-2010 02:14:52	Bright	42.500	121	29Gam Vir	2.7400	7200.0	85	42313	No
33	GOM_NL__2PRFIN20100404_021930_000000382088_00175_42313_2575.N1	04-APR-2010 02:19:30	Bright	38.000	62	94Bet Leo	2.1360	9700.0	76	42313	No
34	GOM_NL__2PRFIN20100404_022748_000000432088_00175_42313_2576.N1	04-APR-2010 02:27:48	Bright	42.500	152	12Alp2CVn	2.8900	11000.	85	42313	No
35	GOM_NL__2PRFIN20100404_023052_000000382088_00175_42313_2577.N1	04-APR-2010 02:30:52	Bright	37.500	87	64Gam UMa	2.4330	11000.	75	42313	No
36	GOM_NL__2PRFIN20100404_023235_000000402088_00175_42313_2578.N1	04-APR-2010 02:32:35	Bright	40.000	32	77Eps UMa	1.7630	11000.	80	42313	No
37	GOM_NL__2PRFIN20100404_023857_000000382088_00175_42313_2579.N1	04-APR-2010 02:38:57	Bright	37.500	60	7Bet UMi	2.0810	3950.0	75	42313	No
38	GOM_NL__2PRFIN20100404_024832_000000392088_00175_42313_2580.N1	04-APR-2010 02:48:32	Bright	39.000	89	5Alp Cep	2.4510	8000.0	78	42313	No
39	GOM_NL__2PRFIN20100404_025326_000000472088_00175_42313_2581.N1	04-APR-2010 02:53:26	Bright	46.500	144	18Del Cyg	2.8600	11000.	93	42313	No
40	GOM_NL__2PRFIN20100404_025525_000000462088_00175_42313_2582.N1	04-APR-2010 02:55:25	Bright	46.000	66	37Gam Cyg	2.2080	5900.0	92	42313	No
41	GOM_NL__2PRFIN20100404_025732_000000582088_00175_42313_2583.N1	04-APR-2010 02:57:32	Bright	57.500	92	53Eps Cyg	2.5000	4500.0	115	42313	No
42	GOM_NL__2PRFIN20100404_030412_000000482088_00175_42313_2584.N1	04-APR-2010 03:04:12	Twilight_and_stray	47.500	61	8Eps Peg	2.1000	3900.0	95	42313	No

43	GOM_NL__2PRFIN20100404_030851_000000442088_00175_42313_2585.N1	04-APR-2010 03:08:51	Dark	44.000	154	22Bet Aqr	2.8990	5700.0	88	42313	No
44	GOM_NL__2PRFIN20100404_032237_000000542088_00175_42313_2586.N1	04-APR-2010 03:22:37	Dark	54.000	103	38Zet Sgr	2.6000	9700.0	108	42313	No
45	GOM_NL__2PRFIN20100404_032613_000000552088_00176_42314_2573.N1	04-APR-2010 03:26:13	Dark	54.500	38	20Eps Sgr	1.8360	11000.	109	42314	No
46	GOM_NL__2PRFIN20100404_032951_000000532088_00176_42314_2574.N1	04-APR-2010 03:29:51	Dark	53.000	40	The Sco	1.8590	7100.0	106	42314	No
47	GOM_NL__2PRFIN20100404_033306_000000422088_00176_42314_2575.N1	04-APR-2010 03:33:06	Dark	41.500	134	Bet TrA	2.8100	6600.0	83	42314	No
48	GOM_NL__2PRFIN20100404_033834_000000432088_00176_42314_2576.N1	04-APR-2010 03:38:34	Straylight	43.000	78	Alp Lup	2.3040	28000.	86	42314	No
49	GOM_NL__2PRFIN20100404_034010_000000462088_00176_42314_2577.N1	04-APR-2010 03:40:10	Straylight	46.000	81	Eta Cen	2.3560	28000.	92	42314	No
50	GOM_NL__2PRFIN20100404_034250_000000512088_00176_42314_2578.N1	04-APR-2010 03:42:50	Straylight	51.000	54	5The Cen	2.0550	4500.0	102	42314	No
51	GOM_NL__2PRFIN20100404_034837_000000432088_00176_42314_2579.N1	04-APR-2010 03:48:37	Twi_and_stray	43.000	106	9Bet Crv	2.6480	5600.0	86	42314	No
52	GOM_NL__2PRFIN20100404_035033_000000432088_00176_42314_2580.N1	04-APR-2010 03:50:33	Twi_and_stray	42.500	100	4Gam Crv	2.5800	13100.	85	42314	No
53	GOM_NL__2PRFIN20100404_035216_000000642088_00176_42314_2581.N1	04-APR-2010 03:52:16	Bright	64.000	15	67Alp Vir	0.97600	28000.	128	42314	No
54	GOM_NL__2PRFIN20100404_035528_000000442088_00176_42314_2582.N1	04-APR-2010 03:55:28	Bright	43.500	121	29Gam Vir	2.7400	7200.0	87	42314	No
55	GOM_NL__2PRFIN20100404_040006_000000382088_00176_42314_2583.N1	04-APR-2010 04:00:06	Bright	38.000	62	94Bet Leo	2.1360	9700.0	76	42314	No
56	GOM_NL__2PRFIN20100404_040824_000000422088_00176_42314_2584.N1	04-APR-2010 04:08:24	Bright	42.000	152	12Alp2CVn	2.8900	11000.	84	42314	No
57	GOM_NL__2PRFIN20100404_041128_000000392088_00176_42314_2585.N1	04-APR-2010 04:11:28	Bright	38.500	87	64Gam UMa	2.4330	11000.	77	42314	No
58	GOM_NL__2PRFIN20100404_041310_000000412088_00176_42314_2586.N1	04-APR-2010 04:13:10	Bright	40.500	32	77Eps UMa	1.7630	11000.	81	42314	No
59	GOM_NL__2PRFIN20100404_041933_000000582088_00176_42314_2587.N1	04-APR-2010 04:19:33	Bright	57.500	60	7Bet UMi	2.0810	3950.0	115	42314	No
60	GOM_NL__2PRFIN20100404_042908_000000402088_00176_42314_2588.N1	04-APR-2010 04:29:08	Bright	40.000	89	5Alp Cep	2.4510	8000.0	80	42314	No
61	GOM_NL__2PRFIN20100404_043401_000000502088_00176_42314_2589.N1	04-APR-2010 04:34:01	Bright	49.500	144	18Del Cyg	2.8600	11000.	99	42314	No
62	GOM_NL__2PRFIN20100404_043601_000000462088_00176_42314_2590.N1	04-APR-2010 04:36:01	Bright	46.000	66	37Gam Cyg	2.2080	5900.0	92	42314	No
63	GOM_NL__2PRFIN20100404_043808_000000462088_00176_42314_2591.N1	04-APR-2010 04:38:08	Bright	45.500	92	53Eps Cyg	2.5000	4500.0	91	42314	No
64	GOM_NL__2PRFIN20100404_044448_000000442088_00176_42314_2592.N1	04-APR-2010 04:44:48	Twi_and_stray	44.000	61	8Eps Peg	2.1000	3900.0	88	42314	No
65	GOM_NL__2PRFIN20100404_044928_000000422088_00176_42314_2593.N1	04-APR-2010 04:49:28	Dark	42.000	154	22Bet Aqr	2.8990	5700.0	84	42314	No
66	GOM_NL__2PRFIN20100404_050314_000000542088_00176_42314_2594.N1	04-APR-2010 05:03:14	Dark	53.500	103	38Zet Sgr	2.6000	9700.0	107	42314	No
67	GOM_NL__2PRFIN20100404_050650_000000552088_00177_42315_2581.N1	04-APR-2010 05:06:50	Dark	55.000	38	20Eps Sgr	1.8360	11000.	110	42315	No
68	GOM_NL__2PRFIN20100404_051028_000000542088_00177_42315_2582.N1	04-APR-2010 05:10:28	Dark	53.500	40	The Sco	1.8590	7100.0	107	42315	No
69	GOM_NL__2PRFIN20100404_051343_000000412088_00177_42315_2583.N1	04-APR-2010 05:13:43	Dark	40.500	134	Bet TrA	2.8100	6600.0	81	42315	No
70	GOM_NL__2PRFIN20100404_051910_000000442088_00177_42315_2584.N1	04-APR-2010 05:19:10	Straylight	43.500	78	Alp Lup	2.3040	28000.	87	42315	No
71	GOM_NL__2PRFIN20100404_052047_000000462088_00177_42315_2585.N1	04-APR-2010 05:20:47	Straylight	46.000	81	Eta Cen	2.3560	28000.	92	42315	No
72	GOM_NL__2PRFIN20100404_052326_000000542088_00177_42315_2586.N1	04-APR-2010 05:23:26	Straylight	54.000	54	5The Cen	2.0550	4500.0	108	42315	No
73	GOM_NL__2PRFIN20100404_052913_000000452088_00177_42315_2587.N1	04-APR-2010 05:29:13	Twi_and_stray	44.500	106	9Bet Crv	2.6480	5600.0	89	42315	No
74	GOM_NL__2PRFIN20100404_053109_000000432088_00177_42315_2588.N1	04-APR-2010 05:31:09	Twi_and_stray	43.000	100	4Gam Crv	2.5800	13100.	86	42315	No
75	GOM_NL__2PRFIN20100404_053253_000000632088_00177_42315_2589.N1	04-APR-2010 05:32:53	Bright	63.000	15	67Alp Vir	0.97600	28000.	126	42315	No
76	GOM_NL__2PRFIN20100404_053604_000000452088_00177_42315_2590.N1	04-APR-2010 05:36:04	Bright	44.500	121	29Gam Vir	2.7400	7200.0	89	42315	No
77	GOM_NL__2PRFIN20100404_054042_000000402088_00177_42315_2591.N1	04-APR-2010 05:40:42	Bright	40.000	62	94Bet Leo	2.1360	9700.0	80	42315	No
78	GOM_NL__2PRFIN20100404_054859_000000432088_00177_42315_2592.N1	04-APR-2010 05:48:59	Bright	42.500	152	12Alp2CVn	2.8900	11000.	85	42315	No
79	GOM_NL__2PRFIN20100404_055204_000000372088_00177_42315_2593.N1	04-APR-2010 05:52:04	Bright	36.500	87	64Gam UMa	2.4330	11000.	73	42315	No
80	GOM_NL__2PRFIN20100404_055346_000000412088_00177_42315_2594.N1	04-APR-2010 05:53:46	Bright	41.000	32	77Eps UMa	1.7630	11000.	82	42315	No
81	GOM_NL__2PRFIN20100404_060008_000000402088_00177_42315_2595.N1	04-APR-2010 06:00:08	Bright	40.000	60	7Bet UMi	2.0810	3950.0	80	42315	No
82	GOM_NL__2PRFIN20100404_060944_000000382088_00177_42315_2596.N1	04-APR-2010 06:09:44	Bright	38.000	89	5Alp Cep	2.4510	8000.0	76	42315	No
83	GOM_NL__2PRFIN20100404_061437_000000482088_00177_42315_2597.N1	04-APR-2010 06:14:37	Bright	48.000	144	18Del Cyg	2.8600	11000.	96	42315	No
84	GOM_NL__2PRFIN20100404_061637_000000642088_00177_42315_2598.N1	04-APR-2010 06:16:37	Bright	64.000	66	37Gam Cyg	2.2080	5900.0	128	42315	No
85	GOM_NL__2PRFIN20100404_061843_000000622088_00177_42315_2599.N1	04-APR-2010 06:18:43	Bright	62.000	92	53Eps Cyg	2.5000	4500.0	124	42315	No
86	GOM_NL__2PRFIN20100404_062524_000000452088_00177_42315_2600.N1	04-APR-2010 06:25:24	Twi_and_stray	45.000	61	8Eps Peg	2.1000	3900.0	90	42315	No
87	GOM_NL__2PRFIN20100404_063004_000000432088_00177_42315_2601.N1	04-APR-2010 06:30:04	Dark	43.000	154	22Bet Aqr	2.8990	5700.0	86	42315	No
88	GOM_NL__2PRFIN20100404_064351_000000552088_00177_42315_2602.N1	04-APR-2010 06:43:51	Dark	54.500	103	38Zet Sgr	2.6000	9700.0	109	42315	No
89	GOM_NL__2PRFIN20100404_064728_000000572088_00178_42316_2589.N1	04-APR-2010 06:47:28	Dark	57.000	38	20Eps Sgr	1.8360	11000.	114	42316	No
90	GOM_NL__2PRFIN20100404_065105_000000542088_00178_42316_2590.N1	04-APR-2010 06:51:05	Dark	54.000	40	The Sco	1.8590	7100.0	108	42316	No
91	GOM_NL__2PRFIN20100404_065420_000000402088_00178_42316_2591.N1	04-APR-2010 06:54:20	Dark	39.500	134	Bet TrA	2.8100	6600.0	79	42316	No
92	GOM_NL__2PRFIN20100404_065947_000000452088_00178_42316_2592.N1	04-APR-2010 06:59:47	Straylight	44.500	78	Alp Lup	2.3040	28000.	89	42316	No
93	GOM_NL__2PRFIN20100404_070124_000000482088_00178_42316_2593.N1	04-APR-2010 07:01:24	Straylight	47.500	81	Eta Cen	2.3560	28000.	95	42316	No
94	GOM_NL__2PRFIN20100404_070403_000000532088_00178_42316_2594.N1	04-APR-2010 07:04:03	Straylight	53.000	54	5The Cen	2.0550	4500.0	106	42316	No
95	GOM_NL__2PRFIN20100404_070950_000000462088_00178_42316_2595.N1	04-APR-2010 07:09:50	Twi_and_stray	46.000	106	9Bet Crv	2.6480	5600.0	92	42316	No
96	GOM_NL__2PRFIN20100404_071145_000000422088_00178_42316_2596.N1	04-APR-2010 07:11:45	Twi_and_stray	42.000	100	4Gam Crv	2.5800	13100.	84	42316	No
97	GOM_NL__2PRFIN20100404_071328_000000562088_00178_42316_2597.N1	04-APR-2010 07:13:28	Bright	56.000	15	67Alp Vir	0.97600	28000.	112	42316	No
98	GOM_NL__2PRFIN20100404_071639_000000442088_00178_42316_2598.N1	04-APR-2010 07:16:39	Bright	43.500	121	29Gam Vir	2.7400	7200.0	87	42316	No
99	GOM_NL__2PRFIN20100404_072118_000000382088_00178_42316_2599.N1	04-APR-2010 07:21:18	Bright	38.000	62	94Bet Leo	2.1360	9700.0	76	42316	No
100	GOM_NL__2PRFIN20100404_072935_000000432088_00178_42316_2600.N1	04-APR-2010 07:29:35	Bright	43.000	152	12Alp2CVn	2.8900	11000.	86	42316	No
101	GOM_NL__2PRFIN20100404_073239_000000392088_00178_42316_2601.N1	04-APR-2010 07:32:39	Bright	39.000	87	64Gam UMa	2.4330	11000.	78	42316	No

102	GOM_NL__2PRFIN20100404_073422_000000432088_00178_42316_2602.N1	04-APR-2010 07:34:22	Bright	42.500	32	77Eps UMa	1.7630	11000.	85	42316	No
103	GOM_NL__2PRFIN20100404_074044_000000382088_00178_42316_2603.N1	04-APR-2010 07:40:44	Bright	38.000	60	7Bet UMi	2.0810	3950.0	76	42316	No
104	GOM_NL__2PRFIN20100404_075019_000000392088_00178_42316_2604.N1	04-APR-2010 07:50:19	Bright	38.500	89	5Alp Cep	2.4510	8000.0	77	42316	No
105	GOM_NL__2PRFIN20100404_075513_000000492088_00178_42316_2605.N1	04-APR-2010 07:55:13	Bright	49.000	144	18Del Cyg	2.8600	11000.	98	42316	No
106	GOM_NL__2PRFIN20100404_075713_000000462088_00178_42316_2606.N1	04-APR-2010 07:57:13	Bright	46.000	66	37Gam Cyg	2.2080	5900.0	92	42316	No
107	GOM_NL__2PRFIN20100404_075920_000000452088_00178_42316_2607.N1	04-APR-2010 07:59:20	Bright	45.000	92	53Eps Cyg	2.5000	4500.0	90	42316	No
108	GOM_NL__2PRFIN20100404_080600_000000452088_00178_42316_2608.N1	04-APR-2010 08:06:00	Tw_i_and_stray	45.000	61	8Eps Peg	2.1000	3900.0	90	42316	No
109	GOM_NL__2PRFIN20100404_081041_000000462088_00178_42316_2609.N1	04-APR-2010 08:10:41	Dark	45.500	154	22Bet Aqr	2.8990	5700.0	91	42316	No
110	GOM_NL__2PRFIN20100404_082429_000000542088_00178_42316_2610.N1	04-APR-2010 08:24:29	Dark	53.500	103	38Zet Sgr	2.6000	9700.0	107	42316	No
111	GOM_NL__2PRFIN20100404_082805_000000522088_00179_42317_2597.N1	04-APR-2010 08:28:05	Dark	52.000	38	20Eps Sgr	1.8360	11000.	104	42317	No
112	GOM_NL__2PRFIN20100404_083142_000000512088_00179_42317_2598.N1	04-APR-2010 08:31:42	Dark	51.000	40	The Sco	1.8590	7100.0	102	42317	No
113	GOM_NL__2PRFIN20100404_083456_000000432088_00179_42317_2599.N1	04-APR-2010 08:34:56	Dark	43.000	134	Bet TrA	2.8100	6600.0	86	42317	No
114	GOM_NL__2PRFIN20100404_084023_000000452088_00179_42317_2600.N1	04-APR-2010 08:40:23	Straylight	44.500	78	Alp Lup	2.3040	28000.	89	42317	No
115	GOM_NL__2PRFIN20100404_084200_000000472088_00179_42317_2601.N1	04-APR-2010 08:42:00	Straylight	46.500	81	Eta Cen	2.3560	28000.	93	42317	No
116	GOM_NL__2PRFIN20100404_084439_000000522088_00179_42317_2602.N1	04-APR-2010 08:44:39	Straylight	51.500	54	5The Cen	2.0550	4500.0	103	42317	No
117	GOM_NL__2PRFIN20100404_085026_000000462088_00179_42317_2603.N1	04-APR-2010 08:50:26	Tw_i_and_stray	46.000	106	9Bet Crv	2.6480	5600.0	92	42317	No
118	GOM_NL__2PRFIN20100404_085221_000000432088_00179_42317_2604.N1	04-APR-2010 08:52:21	Tw_i_and_stray	42.500	100	4Gam Crv	2.5800	13100.	85	42317	No
119	GOM_NL__2PRFIN20100404_085404_000000672088_00179_42317_2605.N1	04-APR-2010 08:54:04	Bright	67.000	15	67Alp Vir	0.97600	28000.	134	42317	No
120	GOM_NL__2PRFIN20100404_085715_000000432088_00179_42317_2606.N1	04-APR-2010 08:57:15	Bright	42.500	121	29Gam Vir	2.7400	7200.0	85	42317	No
121	GOM_NL__2PRFIN20100404_090153_000000412088_00179_42317_2607.N1	04-APR-2010 09:01:53	Bright	40.500	62	94Bet Leo	2.1360	9700.0	81	42317	No
122	GOM_NL__2PRFIN20100404_091010_000000432088_00179_42317_2608.N1	04-APR-2010 09:10:10	Bright	42.500	152	12Alp2CVn	2.8900	11000.	85	42317	No
123	GOM_NL__2PRFIN20100404_091315_000000362088_00179_42317_2609.N1	04-APR-2010 09:13:15	Bright	36.000	87	64Gam UMa	2.4330	11000.	72	42317	No
124	GOM_NL__2PRFIN20100404_091457_000000402088_00179_42317_2610.N1	04-APR-2010 09:14:57	Bright	40.000	32	77Eps UMa	1.7630	11000.	80	42317	No
125	GOM_NL__2PRFIN20100404_092119_000000422088_00179_42317_2611.N1	04-APR-2010 09:21:19	Bright	42.000	60	7Bet UMi	2.0810	3950.0	84	42317	No
126	GOM_NL__2PRFIN20100404_093055_000000372088_00179_42317_2612.N1	04-APR-2010 09:30:55	Bright	36.500	89	5Alp Cep	2.4510	8000.0	73	42317	No
127	GOM_NL__2PRFIN20100404_093548_000000472088_00179_42317_2613.N1	04-APR-2010 09:35:48	Bright	47.000	144	18Del Cyg	2.8600	11000.	94	42317	No
128	GOM_NL__2PRFIN20100404_093749_000000472088_00179_42317_2614.N1	04-APR-2010 09:37:49	Bright	46.500	66	37Gam Cyg	2.2080	5900.0	93	42317	No
129	GOM_NL__2PRFIN20100404_093956_000000462088_00179_42317_2615.N1	04-APR-2010 09:39:56	Bright	46.000	92	53Eps Cyg	2.5000	4500.0	92	42317	No
130	GOM_NL__2PRFIN20100404_094637_000000472088_00179_42317_2616.N1	04-APR-2010 09:46:37	Tw_i_and_stray	46.500	61	8Eps Peg	2.1000	3900.0	93	42317	No
131	GOM_NL__2PRFIN20100404_095117_000000452088_00179_42317_2617.N1	04-APR-2010 09:51:17	Dark	45.000	154	22Bet Aqr	2.8990	5700.0	90	42317	No
132	GOM_NL__2PRFIN20100404_100506_000000532088_00179_42317_2618.N1	04-APR-2010 10:05:06	Dark	53.000	103	38Zet Sgr	2.6000	9700.0	106	42317	No
133	GOM_NL__2PRFIN20100404_100842_000000592088_00180_42318_2605.N1	04-APR-2010 10:08:42	Dark	58.500	38	20Eps Sgr	1.8360	11000.	117	42318	No
134	GOM_NL__2PRFIN20100404_101220_000000532088_00180_42318_2606.N1	04-APR-2010 10:12:20	Dark	52.500	40	The Sco	1.8590	7100.0	105	42318	No
135	GOM_NL__2PRFIN20100404_101532_000000392088_00180_42318_2607.N1	04-APR-2010 10:15:32	Dark	38.500	134	Bet TrA	2.8100	6600.0	77	42318	No
136	GOM_NL__2PRFIN20100404_102100_000000452088_00180_42318_2608.N1	04-APR-2010 10:21:00	Straylight	45.000	78	Alp Lup	2.3040	28000.	90	42318	No
137	GOM_NL__2PRFIN20100404_102236_000000462088_00180_42318_2609.N1	04-APR-2010 10:22:36	Straylight	45.500	81	Eta Cen	2.3560	28000.	91	42318	No
138	GOM_NL__2PRFIN20100404_102515_000000502088_00180_42318_2610.N1	04-APR-2010 10:25:15	Straylight	50.000	54	5The Cen	2.0550	4500.0	100	42318	No
139	GOM_NL__2PRFIN20100404_103102_000000462088_00180_42318_2611.N1	04-APR-2010 10:31:02	Tw_i_and_stray	46.000	106	9Bet Crv	2.6480	5600.0	92	42318	No
140	GOM_NL__2PRFIN20100404_103257_000000432088_00180_42318_2612.N1	04-APR-2010 10:32:57	Tw_i_and_stray	43.000	100	4Gam Crv	2.5800	13100.	86	42318	No
141	GOM_NL__2PRFIN20100404_103440_000000672088_00180_42318_2613.N1	04-APR-2010 10:34:40	Bright	66.500	15	67Alp Vir	0.97600	28000.	133	42318	No
142	GOM_NL__2PRFIN20100404_103751_000000432088_00180_42318_2614.N1	04-APR-2010 10:37:51	Bright	42.500	121	29Gam Vir	2.7400	7200.0	85	42318	No
143	GOM_NL__2PRFIN20100404_104229_000000392088_00180_42318_2615.N1	04-APR-2010 10:42:29	Bright	38.500	62	94Bet Leo	2.1360	9700.0	77	42318	No
144	GOM_NL__2PRFIN20100404_105045_000000422088_00180_42318_2616.N1	04-APR-2010 10:50:45	Bright	42.000	152	12Alp2CVn	2.8900	11000.	84	42318	No
145	GOM_NL__2PRFIN20100404_105351_000000392088_00180_42318_2617.N1	04-APR-2010 10:53:51	Bright	39.000	87	64Gam UMa	2.4330	11000.	78	42318	No
146	GOM_NL__2PRFIN20100404_105532_000000422088_00180_42318_2618.N1	04-APR-2010 10:55:32	Bright	41.500	32	77Eps UMa	1.7630	11000.	83	42318	No
147	GOM_NL__2PRFIN20100404_110155_000000382088_00180_42318_2619.N1	04-APR-2010 11:01:55	Bright	38.000	60	7Bet UMi	2.0810	3950.0	76	42318	No
148	GOM_NL__2PRFIN20100404_111131_000000402088_00180_42318_2620.N1	04-APR-2010 11:11:31	Bright	39.500	89	5Alp Cep	2.4510	8000.0	79	42318	No
149	GOM_NL__2PRFIN20100404_111624_000000452088_00180_42318_2621.N1	04-APR-2010 11:16:24	Bright	45.000	144	18Del Cyg	2.8600	11000.	90	42318	No
150	GOM_NL__2PRFIN20100404_111825_000000652088_00180_42318_2622.N1	04-APR-2010 11:18:25	Bright	65.000	66	37Gam Cyg	2.2080	5900.0	130	42318	No
151	GOM_NL__2PRFIN20100404_112032_000000452088_00180_42318_2623.N1	04-APR-2010 11:20:32	Bright	45.000	92	53Eps Cyg	2.5000	4500.0	90	42318	No
152	GOM_NL__2PRFIN20100404_112713_000000482088_00180_42318_2624.N1	04-APR-2010 11:27:13	Tw_i_and_stray	47.500	61	8Eps Peg	2.1000	3900.0	95	42318	No
153	GOM_NL__2PRFIN20100404_113153_000000452088_00180_42318_2625.N1	04-APR-2010 11:31:53	Dark	44.500	154	22Bet Aqr	2.8990	5700.0	89	42318	No
154	GOM_NL__2PRFIN20100404_114543_000000532088_00180_42318_2626.N1	04-APR-2010 11:45:43	Dark	53.000	103	38Zet Sgr	2.6000	9700.0	106	42318	No
155	GOM_NL__2PRFIN20100404_114919_000000552088_00181_42319_2613.N1	04-APR-2010 11:49:19	Dark	55.000	38	20Eps Sgr	1.8360	11000.	110	42319	No
156	GOM_NL__2PRFIN20100404_115256_000000542088_00181_42319_2614.N1	04-APR-2010 11:52:56	Dark	53.500	40	The Sco	1.8590	7100.0	107	42319	No
157	GOM_NL__2PRFIN20100404_115608_000000402088_00181_42319_2615.N1	04-APR-2010 11:56:08	Dark	40.000	134	Bet TrA	2.8100	6600.0	80	42319	No
158	GOM_NL__2PRFIN20100404_120136_000000452088_00181_42319_2616.N1	04-APR-2010 12:01:36	Straylight	44.500	78	Alp Lup	2.3040	28000.	89	42319	No
159	GOM_NL__2PRFIN20100404_120313_000000462088_00181_42319_2617.N1	04-APR-2010 12:03:13	Straylight	46.000	81	Eta Cen	2.3560	28000.	92	42319	No
160	GOM_NL__2PRFIN20100404_120551_000000502088_00181_42319_2618.N1	04-APR-2010 12:05:51	Straylight	50.000	54	5The Cen	2.0550	4500.0	100	42319	No



161	GOM_NL__2PRFIN20100404_121138_000000462088_00181_42319_2619.N1	04-APR-2010 12:11:38	Tw_i_and_stray	46.000	106	9Bet Crv	2.6480	5600.0	92	42319	No
162	GOM_NL__2PRFIN20100404_121333_000000442088_00181_42319_2620.N1	04-APR-2010 12:13:33	Tw_i_and_stray	43.500	100	4Gam Crv	2.5800	13100.	87	42319	No
163	GOM_NL__2PRFIN20100404_121516_000000662088_00181_42319_2621.N1	04-APR-2010 12:15:16	Bright	66.000	15	67Alp Vir	0.97600	28000.	132	42319	No
164	GOM_NL__2PRFIN20100404_121827_000000412088_00181_42319_2622.N1	04-APR-2010 12:18:27	Bright	41.000	121	29Gam Vir	2.7400	7200.0	82	42319	No
165	GOM_NL__2PRFIN20100404_122305_000000372088_00181_42319_2623.N1	04-APR-2010 12:23:05	Bright	37.000	62	94Bet Leo	2.1360	9700.0	74	42319	No
166	GOM_NL__2PRFIN20100404_123121_000000442088_00181_42319_2624.N1	04-APR-2010 12:31:21	Bright	43.500	152	12Alp2CVn	2.8900	11000.	87	42319	No
167	GOM_NL__2PRFIN20100404_123427_000000382088_00181_42319_2625.N1	04-APR-2010 12:34:27	Bright	38.000	87	64Gam UMa	2.4330	11000.	76	42319	No
168	GOM_NL__2PRFIN20100404_123608_000000402088_00181_42319_2626.N1	04-APR-2010 12:36:08	Bright	39.500	32	77Eps UMa	1.7630	11000.	79	42319	No
169	GOM_NL__2PRFIN20100404_124230_000000382088_00181_42319_2627.N1	04-APR-2010 12:42:30	Bright	38.000	60	7Bet UMi	2.0810	3950.0	76	42319	No
170	GOM_NL__2PRFIN20100404_125207_000000362088_00181_42319_2628.N1	04-APR-2010 12:52:07	Bright	36.000	89	5Alp Cep	2.4510	8000.0	72	42319	No
171	GOM_NL__2PRFIN20100404_125700_000000472088_00181_42319_2629.N1	04-APR-2010 12:57:00	Bright	47.000	144	18Del Cyg	2.8600	11000.	94	42319	No
172	GOM_NL__2PRFIN20100404_125900_000000472088_00181_42319_2630.N1	04-APR-2010 12:59:00	Bright	46.500	66	37Gam Cyg	2.2080	5900.0	93	42319	No
173	GOM_NL__2PRFIN20100404_130108_000000452088_00181_42319_2631.N1	04-APR-2010 13:01:08	Bright	44.500	92	53Eps Cyg	2.5000	4500.0	89	42319	No
174	GOM_NL__2PRFIN20100404_130749_000000452088_00181_42319_2632.N1	04-APR-2010 13:07:49	Tw_i_and_stray	45.000	61	8Eps Peg	2.1000	3900.0	90	42319	No
175	GOM_NL__2PRFIN20100404_131229_000000432088_00181_42319_2633.N1	04-APR-2010 13:12:29	Dark	43.000	154	22Bet Aqr	2.8990	5700.0	86	42319	No
176	GOM_NL__2PRFIN20100404_132620_000000542088_00181_42319_2634.N1	04-APR-2010 13:26:20	Dark	54.000	103	38Zet Sgr	2.6000	9700.0	108	42319	No
177	GOM_NL__2PRFIN20100404_132956_000000552088_00182_42320_2621.N1	04-APR-2010 13:29:56	Dark	55.000	38	20Eps Sgr	1.8360	11000.	110	42320	No
178	GOM_NL__2PRFIN20100404_133333_000000502088_00182_42320_2622.N1	04-APR-2010 13:33:33	Dark	50.000	40	The Sco	1.8590	7100.0	100	42320	No
179	GOM_NL__2PRFIN20100404_133645_000000412088_00182_42320_2623.N1	04-APR-2010 13:36:45	Dark	40.500	134	Bet TrA	2.8100	6600.0	81	42320	No
180	GOM_NL__2PRFIN20100404_134213_000000422088_00182_42320_2624.N1	04-APR-2010 13:42:13	Straylight	41.500	78	Alp Lup	2.3040	28000.	83	42320	No
181	GOM_NL__2PRFIN20100404_134349_000000482088_00182_42320_2625.N1	04-APR-2010 13:43:49	Straylight	47.500	81	Eta Cen	2.3560	28000.	95	42320	No
182	GOM_NL__2PRFIN20100404_134628_000000522088_00182_42320_2626.N1	04-APR-2010 13:46:28	Straylight	51.500	54	5The Cen	2.0550	4500.0	103	42320	No
183	GOM_NL__2PRFIN20100404_135214_000000472088_00182_42320_2627.N1	04-APR-2010 13:52:14	Tw_i_and_stray	47.000	106	9Bet Crv	2.6480	5600.0	94	42320	No
184	GOM_NL__2PRFIN20100404_135409_000000422088_00182_42320_2628.N1	04-APR-2010 13:54:09	Tw_i_and_stray	41.500	100	4Gam Crv	2.5800	13100.	83	42320	No
185	GOM_NL__2PRFIN20100404_135552_000000602088_00182_42320_2629.N1	04-APR-2010 13:55:52	Bright	59.500	15	67Alp Vir	0.97600	28000.	119	42320	No
186	GOM_NL__2PRFIN20100404_135902_000000432088_00182_42320_2630.N1	04-APR-2010 13:59:02	Bright	42.500	121	29Gam Vir	2.7400	7200.0	85	42320	No
187	GOM_NL__2PRFIN20100404_140341_000000382088_00182_42320_2631.N1	04-APR-2010 14:03:41	Bright	38.000	62	94Bet Leo	2.1360	9700.0	76	42320	No
188	GOM_NL__2PRFIN20100404_141156_000000452088_00182_42320_2632.N1	04-APR-2010 14:11:56	Bright	44.500	152	12Alp2CVn	2.8900	11000.	89	42320	No
189	GOM_NL__2PRFIN20100404_141502_000000382088_00182_42320_2633.N1	04-APR-2010 14:15:02	Bright	37.500	87	64Gam UMa	2.4330	11000.	75	42320	No
190	GOM_NL__2PRFIN20100404_141643_000000402088_00182_42320_2634.N1	04-APR-2010 14:16:43	Bright	40.000	32	77Eps UMa	1.7630	11000.	80	42320	No
191	GOM_NL__2PRFIN20100404_142306_000000362088_00182_42320_2635.N1	04-APR-2010 14:23:06	Bright	35.500	60	7Bet UMi	2.0810	3950.0	71	42320	No
192	GOM_NL__2PRFIN20100404_143243_000000352088_00182_42320_2636.N1	04-APR-2010 14:32:43	Bright	35.000	89	5Alp Cep	2.4510	8000.0	70	42320	No
193	GOM_NL__2PRFIN20100404_143736_000000472088_00182_42320_2637.N1	04-APR-2010 14:37:36	Bright	47.000	144	18Del Cyg	2.8600	11000.	94	42320	No
194	GOM_NL__2PRFIN20100404_143937_000000612088_00182_42320_2638.N1	04-APR-2010 14:39:37	Bright	61.000	66	37Gam Cyg	2.2080	5900.0	122	42320	No
195	GOM_NL__2PRFIN20100404_144144_000000472088_00182_42320_2639.N1	04-APR-2010 14:41:44	Bright	47.000	92	53Eps Cyg	2.5000	4500.0	94	42320	No
196	GOM_NL__2PRFIN20100404_144825_000000482088_00182_42320_2640.N1	04-APR-2010 14:48:25	Tw_i_and_stray	47.500	61	8Eps Peg	2.1000	3900.0	95	42320	No
197	GOM_NL__2PRFIN20100404_145306_000000442088_00182_42320_2641.N1	04-APR-2010 14:53:06	Dark	44.000	154	22Bet Aqr	2.8990	5700.0	88	42320	No
198	GOM_NL__2PRFIN20100404_150657_000000522088_00182_42320_2642.N1	04-APR-2010 15:06:57	Dark	52.000	103	38Zet Sgr	2.6000	9700.0	104	42320	No
199	GOM_NL__2PRFIN20100404_151034_000000562088_00183_42321_2649.N1	04-APR-2010 15:10:34	Dark	55.500	38	20Eps Sgr	1.8360	11000.	111	42321	No
200	GOM_NL__2PRFIN20100404_151411_000000562088_00183_42321_2650.N1	04-APR-2010 15:14:11	Dark	56.000	40	The Sco	1.8590	7100.0	112	42321	No
201	GOM_NL__2PRFIN20100404_151721_000000402088_00183_42321_2651.N1	04-APR-2010 15:17:21	Dark	39.500	134	Bet TrA	2.8100	6600.0	79	42321	No
202	GOM_NL__2PRFIN20100404_152249_000000432088_00183_42321_2652.N1	04-APR-2010 15:22:49	Straylight	42.500	78	Alp Lup	2.3040	28000.	85	42321	No
203	GOM_NL__2PRFIN20100404_152426_000000492088_00183_42321_2653.N1	04-APR-2010 15:24:26	Straylight	48.500	81	Eta Cen	2.3560	28000.	97	42321	No
204	GOM_NL__2PRFIN20100404_152705_000000512088_00183_42321_2654.N1	04-APR-2010 15:27:05	Straylight	50.500	54	5The Cen	2.0550	4500.0	101	42321	No
205	GOM_NL__2PRFIN20100404_153250_000000452088_00183_42321_2655.N1	04-APR-2010 15:32:50	Tw_i_and_stray	45.000	106	9Bet Crv	2.6480	5600.0	90	42321	No
206	GOM_NL__2PRFIN20100404_153445_000000432088_00183_42321_2656.N1	04-APR-2010 15:34:45	Tw_i_and_stray	43.000	100	4Gam Crv	2.5800	13100.	86	42321	No
207	GOM_NL__2PRFIN20100404_153627_000000632088_00183_42321_2657.N1	04-APR-2010 15:36:27	Bright	62.500	15	67Alp Vir	0.97600	28000.	125	42321	No
208	GOM_NL__2PRFIN20100404_153938_000000442088_00183_42321_2658.N1	04-APR-2010 15:39:38	Bright	43.500	121	29Gam Vir	2.7400	7200.0	87	42321	No
209	GOM_NL__2PRFIN20100404_154417_000000382088_00183_42321_2659.N1	04-APR-2010 15:44:17	Bright	37.500	62	94Bet Leo	2.1360	9700.0	75	42321	No
210	GOM_NL__2PRFIN20100404_155231_000000422088_00183_42321_2660.N1	04-APR-2010 15:52:31	Bright	41.500	152	12Alp2CVn	2.8900	11000.	83	42321	No
211	GOM_NL__2PRFIN20100404_155538_000000382088_00183_42321_2661.N1	04-APR-2010 15:55:38	Bright	38.000	87	64Gam UMa	2.4330	11000.	76	42321	No
212	GOM_NL__2PRFIN20100404_155719_000000412088_00183_42321_2662.N1	04-APR-2010 15:57:19	Bright	41.000	32	77Eps UMa	1.7630	11000.	82	42321	No
213	GOM_NL__2PRFIN20100404_160342_000000372088_00183_42321_2663.N1	04-APR-2010 16:03:42	Bright	36.500	60	7Bet UMi	2.0810	3950.0	73	42321	No
214	GOM_NL__2PRFIN20100404_161319_000000392088_00183_42321_2664.N1	04-APR-2010 16:13:19	Bright	38.500	89	5Alp Cep	2.4510	8000.0	77	42321	No
215	GOM_NL__2PRFIN20100404_161811_000000462088_00183_42321_2665.N1	04-APR-2010 16:18:11	Bright	46.000	144	18Del Cyg	2.8600	11000.	92	42321	No
216	GOM_NL__2PRFIN20100404_162012_000000482088_00183_42321_2666.N1	04-APR-2010 16:20:12	Bright	48.000	66	37Gam Cyg	2.2080	5900.0	96	42321	No
217	GOM_NL__2PRFIN20100404_162220_000000462088_00183_42321_2667.N1	04-APR-2010 16:22:20	Bright	46.000	92	53Eps Cyg	2.5000	4500.0	92	42321	No
218	GOM_NL__2PRFIN20100404_162902_000000472088_00183_42321_2668.N1	04-APR-2010 16:29:02	Tw_i_and_stray	47.000	61	8Eps Peg	2.1000	3900.0	94	42321	No
219	GOM_NL__2PRFIN20100404_163342_000000462088_00183_42321_2669.N1	04-APR-2010 16:33:42	Dark	45.500	154	22Bet Aqr	2.8990	5700.0	91	42321	No

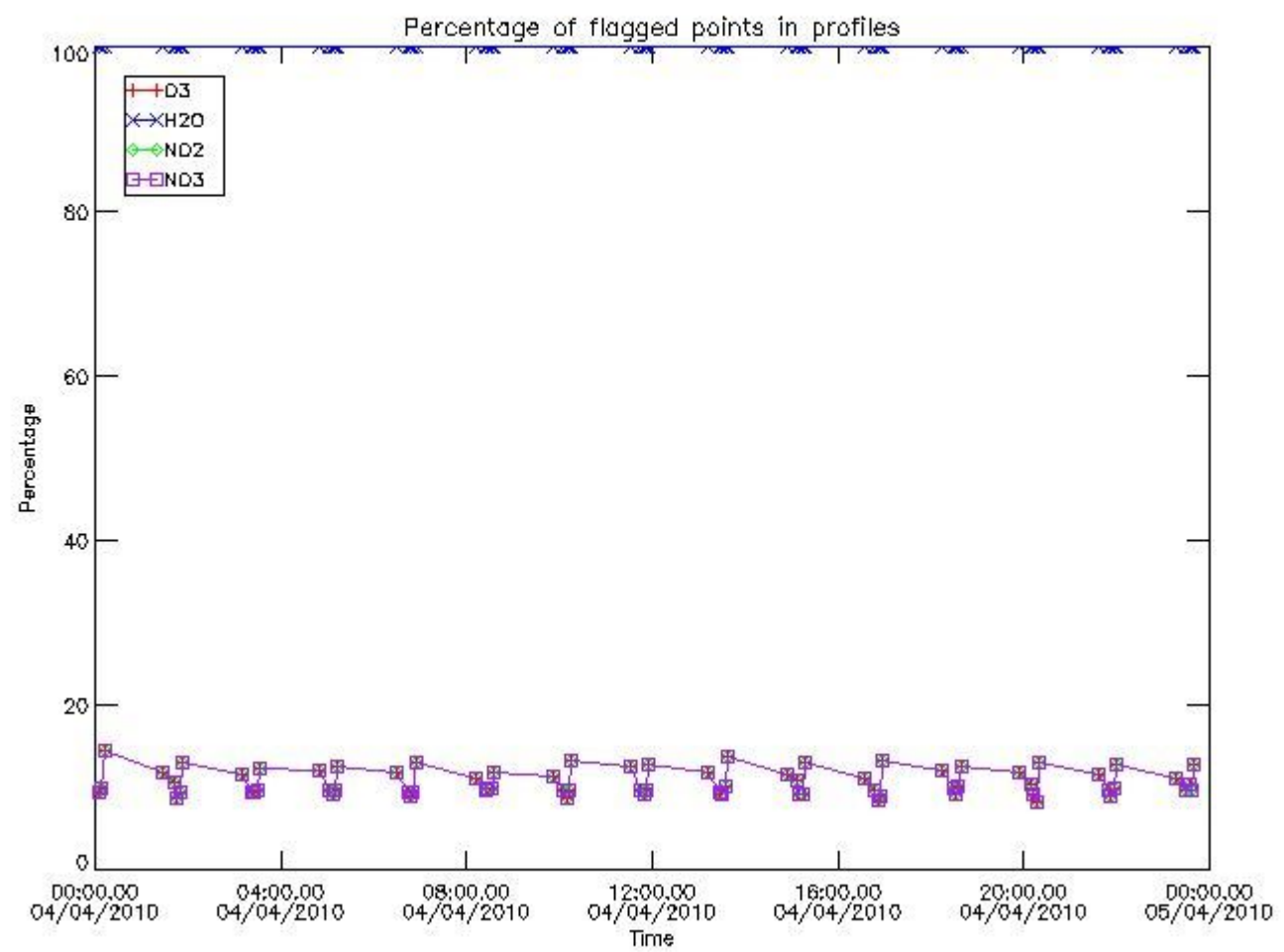
220	GOM_NL__2PRFIN20100404_164735_000000542088_00183_42321_2670.N1	04-APR-2010 16:47:35	Dark	53.500	103	38Zet Sgr	2.6000	9700.0	107	42321	No
221	GOM_NL__2PRFIN20100404_165112_000000602088_00184_42322_2657.N1	04-APR-2010 16:51:12	Dark	60.000	38	20Eps Sgr	1.8360	11000.	120	42322	No
222	GOM_NL__2PRFIN20100404_165448_000000572088_00184_42322_2658.N1	04-APR-2010 16:54:48	Dark	56.500	40	The Sco	1.8590	7100.0	113	42322	No
223	GOM_NL__2PRFIN20100404_165758_000000392088_00184_42322_2659.N1	04-APR-2010 16:57:58	Dark	38.500	134	Bet TrA	2.8100	6600.0	77	42322	No
224	GOM_NL__2PRFIN20100404_170326_000000442088_00184_42322_2660.N1	04-APR-2010 17:03:26	Straylight	44.000	78	Alp Lup	2.3040	28000.	88	42322	No
225	GOM_NL__2PRFIN20100404_170502_000000472088_00184_42322_2661.N1	04-APR-2010 17:05:02	Straylight	47.000	81	Eta Cen	2.3560	28000.	94	42322	No
226	GOM_NL__2PRFIN20100404_170741_000000512088_00184_42322_2662.N1	04-APR-2010 17:07:41	Straylight	51.000	54	5The Cen	2.0550	4500.0	102	42322	No
227	GOM_NL__2PRFIN20100404_171326_000000472088_00184_42322_2663.N1	04-APR-2010 17:13:26	Tw_i_and_stray	47.000	106	9Bet Crv	2.6480	5600.0	94	42322	No
228	GOM_NL__2PRFIN20100404_171521_000000432088_00184_42322_2664.N1	04-APR-2010 17:15:21	Tw_i_and_stray	43.000	100	4Gam Crv	2.5800	13100.	86	42322	No
229	GOM_NL__2PRFIN20100404_171704_000000592088_00184_42322_2665.N1	04-APR-2010 17:17:04	Bright	59.000	15	67Alp Vir	0.97600	28000.	118	42322	No
230	GOM_NL__2PRFIN20100404_172014_000000442088_00184_42322_2666.N1	04-APR-2010 17:20:14	Bright	43.500	121	29Gam Vir	2.7400	7200.0	87	42322	No
231	GOM_NL__2PRFIN20100404_172453_000000382088_00184_42322_2667.N1	04-APR-2010 17:24:53	Bright	37.500	62	94Bet Leo	2.1360	9700.0	75	42322	No
232	GOM_NL__2PRFIN20100404_173307_000000412088_00184_42322_2668.N1	04-APR-2010 17:33:07	Bright	41.000	152	12Alp2CVn	2.8900	11000.	82	42322	No
233	GOM_NL__2PRFIN20100404_173614_000000382088_00184_42322_2669.N1	04-APR-2010 17:36:14	Bright	38.000	87	64Gam UMa	2.4330	11000.	76	42322	No
234	GOM_NL__2PRFIN20100404_173754_000000412088_00184_42322_2670.N1	04-APR-2010 17:37:54	Bright	41.000	32	77Eps UMa	1.7630	11000.	82	42322	No
235	GOM_NL__2PRFIN20100404_174417_000000372088_00184_42322_2671.N1	04-APR-2010 17:44:17	Bright	36.500	60	7Bet UMi	2.0810	3950.0	73	42322	No
236	GOM_NL__2PRFIN20100404_175355_000000372088_00184_42322_2672.N1	04-APR-2010 17:53:55	Bright	37.000	89	5Alp Cep	2.4510	8000.0	74	42322	No
237	GOM_NL__2PRFIN20100404_175847_000000412088_00184_42322_2673.N1	04-APR-2010 17:58:47	Bright	41.000	144	18Del Cyg	2.8600	11000.	82	42322	No
238	GOM_NL__2PRFIN20100404_180048_000000472088_00184_42322_2674.N1	04-APR-2010 18:00:48	Bright	46.500	66	37Gam Cyg	2.2080	5900.0	93	42322	No
239	GOM_NL__2PRFIN20100404_180256_000000442088_00184_42322_2675.N1	04-APR-2010 18:02:56	Bright	44.000	92	53Eps Cyg	2.5000	4500.0	88	42322	No
240	GOM_NL__2PRFIN20100404_180938_000000472088_00184_42322_2676.N1	04-APR-2010 18:09:38	Tw_i_and_stray	46.500	61	8Eps Peg	2.1000	3900.0	93	42322	No
241	GOM_NL__2PRFIN20100404_181418_000000472088_00184_42322_2677.N1	04-APR-2010 18:14:18	Dark	46.500	154	22Bet Aqr	2.8990	5700.0	93	42322	No
242	GOM_NL__2PRFIN20100404_182812_000000522088_00184_42322_2678.N1	04-APR-2010 18:28:12	Dark	51.500	103	38Zet Sgr	2.6000	9700.0	103	42322	No
243	GOM_NL__2PRFIN20100404_183149_000000562088_00185_42323_2665.N1	04-APR-2010 18:31:49	Dark	56.000	38	20Eps Sgr	1.8360	11000.	112	42323	No
244	GOM_NL__2PRFIN20100404_183525_000000502088_00185_42323_2666.N1	04-APR-2010 18:35:25	Dark	50.000	40	The Sco	1.8590	7100.0	100	42323	No
245	GOM_NL__2PRFIN20100404_183834_000000412088_00185_42323_2667.N1	04-APR-2010 18:38:34	Dark	40.500	134	Bet TrA	2.8100	6600.0	81	42323	No
246	GOM_NL__2PRFIN20100404_184402_000000462088_00185_42323_2668.N1	04-APR-2010 18:44:02	Straylight	45.500	78	Alp Lup	2.3040	28000.	91	42323	No
247	GOM_NL__2PRFIN20100404_184539_000000452088_00185_42323_2669.N1	04-APR-2010 18:45:39	Straylight	45.000	81	Eta Cen	2.3560	28000.	90	42323	No
248	GOM_NL__2PRFIN20100404_184817_000000532088_00185_42323_2670.N1	04-APR-2010 18:48:17	Straylight	53.000	54	5The Cen	2.0550	4500.0	106	42323	No
249	GOM_NL__2PRFIN20100404_185402_000000462088_00185_42323_2671.N1	04-APR-2010 18:54:02	Tw_i_and_stray	46.000	106	9Bet Crv	2.6480	5600.0	92	42323	No
250	GOM_NL__2PRFIN20100404_185557_000000402088_00185_42323_2672.N1	04-APR-2010 18:55:57	Tw_i_and_stray	40.000	100	4Gam Crv	2.5800	13100.	80	42323	No
251	GOM_NL__2PRFIN20100404_185740_000000642088_00185_42323_2673.N1	04-APR-2010 18:57:40	Bright	63.500	15	67Alp Vir	0.97600	28000.	127	42323	No
252	GOM_NL__2PRFIN20100404_190050_000000422088_00185_42323_2674.N1	04-APR-2010 19:00:50	Bright	41.500	121	29Gam Vir	2.7400	7200.0	83	42323	No
253	GOM_NL__2PRFIN20100404_190529_000000392088_00185_42323_2675.N1	04-APR-2010 19:05:29	Bright	38.500	62	94Bet Leo	2.1360	9700.0	77	42323	No
254	GOM_NL__2PRFIN20100404_191343_000000412088_00185_42323_2676.N1	04-APR-2010 19:13:43	Bright	40.500	152	12Alp2CVn	2.8900	11000.	81	42323	No
255	GOM_NL__2PRFIN20100404_191650_000000372088_00185_42323_2677.N1	04-APR-2010 19:16:50	Bright	36.500	87	64Gam UMa	2.4330	11000.	73	42323	No
256	GOM_NL__2PRFIN20100404_191830_000000412088_00185_42323_2678.N1	04-APR-2010 19:18:30	Bright	41.000	32	77Eps UMa	1.7630	11000.	82	42323	No
257	GOM_NL__2PRFIN20100404_192453_000000512088_00185_42323_2679.N1	04-APR-2010 19:24:53	Bright	51.000	60	7Bet UMi	2.0810	3950.0	102	42323	No
258	GOM_NL__2PRFIN20100404_193431_000000392088_00185_42323_2680.N1	04-APR-2010 19:34:31	Bright	38.500	89	5Alp Cep	2.4510	8000.0	77	42323	No
259	GOM_NL__2PRFIN20100404_193923_000000412088_00185_42323_2681.N1	04-APR-2010 19:39:23	Bright	41.000	144	18Del Cyg	2.8600	11000.	82	42323	No
260	GOM_NL__2PRFIN20100404_194125_000000482088_00185_42323_2682.N1	04-APR-2010 19:41:25	Bright	47.500	66	37Gam Cyg	2.2080	5900.0	95	42323	No
261	GOM_NL__2PRFIN20100404_194332_000000462088_00185_42323_2683.N1	04-APR-2010 19:43:32	Bright	45.500	92	53Eps Cyg	2.5000	4500.0	91	42323	No
262	GOM_NL__2PRFIN20100404_195014_000000462088_00185_42323_2684.N1	04-APR-2010 19:50:14	Tw_i_and_stray	46.000	61	8Eps Peg	2.1000	3900.0	92	42323	No
263	GOM_NL__2PRFIN20100404_195455_000000472088_00185_42323_2685.N1	04-APR-2010 19:54:55	Dark	47.000	154	22Bet Aqr	2.8990	5700.0	94	42323	No
264	GOM_NL__2PRFIN20100404_200849_000000552088_00185_42323_2686.N1	04-APR-2010 20:08:49	Dark	54.500	103	38Zet Sgr	2.6000	9700.0	109	42323	No
265	GOM_NL__2PRFIN20100404_201226_000000562088_00186_42324_2673.N1	04-APR-2010 20:12:26	Dark	56.000	38	20Eps Sgr	1.8360	11000.	112	42324	No
266	GOM_NL__2PRFIN20100404_201602_000000622088_00186_42324_2674.N1	04-APR-2010 20:16:02	Dark	62.000	40	The Sco	1.8590	7100.0	124	42324	No
267	GOM_NL__2PRFIN20100404_201911_000000402088_00186_42324_2675.N1	04-APR-2010 20:19:11	Dark	39.500	134	Bet TrA	2.8100	6600.0	79	42324	No
268	GOM_NL__2PRFIN20100404_202439_000000462088_00186_42324_2676.N1	04-APR-2010 20:24:39	Straylight	45.500	78	Alp Lup	2.3040	28000.	91	42324	No
269	GOM_NL__2PRFIN20100404_202615_000000482088_00186_42324_2677.N1	04-APR-2010 20:26:15	Straylight	48.000	81	Eta Cen	2.3560	28000.	96	42324	No
270	GOM_NL__2PRFIN20100404_202854_000000522088_00186_42324_2678.N1	04-APR-2010 20:28:54	Straylight	52.000	54	5The Cen	2.0550	4500.0	104	42324	No
271	GOM_NL__2PRFIN20100404_203438_000000432088_00186_42324_2679.N1	04-APR-2010 20:34:38	Tw_i_and_stray	42.500	106	9Bet Crv	2.6480	5600.0	85	42324	No
272	GOM_NL__2PRFIN20100404_203634_000000432088_00186_42324_2680.N1	04-APR-2010 20:36:34	Tw_i_and_stray	42.500	100	4Gam Crv	2.5800	13100.	85	42324	No
273	GOM_NL__2PRFIN20100404_203816_000000652088_00186_42324_2681.N1	04-APR-2010 20:38:16	Bright	64.500	15	67Alp Vir	0.97600	28000.	129	42324	No
274	GOM_NL__2PRFIN20100404_204126_000000422088_00186_42324_2682.N1	04-APR-2010 20:41:26	Bright	42.000	121	29Gam Vir	2.7400	7200.0	84	42324	No
275	GOM_NL__2PRFIN20100404_204604_000000382088_00186_42324_2683.N1	04-APR-2010 20:46:04	Bright	38.000	62	94Bet Leo	2.1360	9700.0	76	42324	No
276	GOM_NL__2PRFIN20100404_205418_000000412088_00186_42324_2684.N1	04-APR-2010 20:54:18	Bright	41.000	152	12Alp2CVn	2.8900	11000.	82	42324	No
277	GOM_NL__2PRFIN20100404_205725_000000362088_00186_42324_2685.N1	04-APR-2010 20:57:25	Bright	35.500	87	64Gam UMa	2.4330	11000.	71	42324	No
278	GOM_NL__2PRFIN20100404_205906_000000402088_00186_42324_2686.N1	04-APR-2010 20:59:06	Bright	39.500	32	77Eps UMa	1.7630	11000.	79	42324	No

279	GOM_NL__2PRFIN20100404_210529_000000402088_00186_42324_2687.N1	04-APR-2010 21:05:29	Bright	39.500	60	7Bet UMi	2.0810	3950.0	79	42324	No
280	GOM_NL__2PRFIN20100404_211506_000000372088_00186_42324_2688.N1	04-APR-2010 21:15:06	Bright	37.000	89	5Alp Cep	2.4510	8000.0	74	42324	No
281	GOM_NL__2PRFIN20100404_211959_000000352088_00186_42324_2689.N1	04-APR-2010 21:19:59	Bright	35.000	144	18Del Cyg	2.8600	11000.	70	42324	No
282	GOM_NL__2PRFIN20100404_212200_000000482088_00186_42324_2690.N1	04-APR-2010 21:22:00	Bright	48.000	66	37Gam Cyg	2.2080	5900.0	96	42324	No
283	GOM_NL__2PRFIN20100404_212408_000000452088_00186_42324_2691.N1	04-APR-2010 21:24:08	Bright	44.500	92	53Eps Cyg	2.5000	4500.0	89	42324	No
284	GOM_NL__2PRFIN20100404_213050_000000482088_00186_42324_2692.N1	04-APR-2010 21:30:50	Twilight	47.500	61	8Eps Peg	2.1000	3900.0	95	42324	No
285	GOM_NL__2PRFIN20100404_213531_000000442088_00186_42324_2693.N1	04-APR-2010 21:35:31	Dark	43.500	154	22Bet Aqr	2.8990	5700.0	87	42324	No
286	GOM_NL__2PRFIN20100404_214926_000000542088_00186_42324_2694.N1	04-APR-2010 21:49:26	Dark	53.500	103	38Zet Sgr	2.6000	9700.0	107	42324	No
287	GOM_NL__2PRFIN20100404_215303_000000572088_00187_42325_2681.N1	04-APR-2010 21:53:03	Dark	57.000	38	20Eps Sgr	1.8360	11000.	114	42325	No
288	GOM_NL__2PRFIN20100404_215639_000000522088_00187_42325_2682.N1	04-APR-2010 21:56:39	Dark	52.000	40	The Sco	1.8590	7100.0	104	42325	No
289	GOM_NL__2PRFIN20100404_215947_000000402088_00187_42325_2683.N1	04-APR-2010 21:59:47	Dark	40.000	134	Bet TrA	2.8100	6600.0	80	42325	No
290	GOM_NL__2PRFIN20100404_220515_000000422088_00187_42325_2684.N1	04-APR-2010 22:05:15	Straylight	42.000	78	Alp Lup	2.3040	28000.	84	42325	No
291	GOM_NL__2PRFIN20100404_220652_000000482088_00187_42325_2685.N1	04-APR-2010 22:06:52	Straylight	48.000	81	Eta Cen	2.3560	28000.	96	42325	No
292	GOM_NL__2PRFIN20100404_220930_000000552088_00187_42325_2686.N1	04-APR-2010 22:09:30	Straylight	55.000	54	5The Cen	2.0550	4500.0	110	42325	No
293	GOM_NL__2PRFIN20100404_221514_000000452088_00187_42325_2687.N1	04-APR-2010 22:15:14	Twilight	45.000	106	9Bet Crv	2.6480	5600.0	90	42325	No
294	GOM_NL__2PRFIN20100404_221709_000000432088_00187_42325_2688.N1	04-APR-2010 22:17:09	Twilight	42.500	100	4Gam Crv	2.5800	13100.	85	42325	No
295	GOM_NL__2PRFIN20100404_221851_000000592088_00187_42325_2689.N1	04-APR-2010 22:18:51	Bright	59.000	15	67Alp Vir	0.97600	28000.	118	42325	No
296	GOM_NL__2PRFIN20100404_222202_000000432088_00187_42325_2690.N1	04-APR-2010 22:22:02	Bright	43.000	121	29Gam Vir	2.7400	7200.0	86	42325	No
297	GOM_NL__2PRFIN20100404_222640_000000382088_00187_42325_2691.N1	04-APR-2010 22:26:40	Bright	37.500	62	94Bet Leo	2.1360	9700.0	75	42325	No
298	GOM_NL__2PRFIN20100404_223453_000000422088_00187_42325_2692.N1	04-APR-2010 22:34:53	Bright	41.500	152	12Alp2CVn	2.8900	11000.	83	42325	No
299	GOM_NL__2PRFIN20100404_223801_000000362088_00187_42325_2693.N1	04-APR-2010 22:38:01	Bright	36.000	87	64Gam UMa	2.4330	11000.	72	42325	No
300	GOM_NL__2PRFIN20100404_223941_000000422088_00187_42325_2694.N1	04-APR-2010 22:39:41	Bright	41.500	32	77Eps UMa	1.7630	11000.	83	42325	No
301	GOM_NL__2PRFIN20100404_224604_000000382088_00187_42325_2695.N1	04-APR-2010 22:46:04	Bright	37.500	60	7Bet UMi	2.0810	3950.0	75	42325	No
302	GOM_NL__2PRFIN20100404_225542_000000392088_00187_42325_2696.N1	04-APR-2010 22:55:42	Bright	38.500	89	5Alp Cep	2.4510	8000.0	77	42325	No
303	GOM_NL__2PRFIN20100404_230034_000000352088_00187_42325_2697.N1	04-APR-2010 23:00:34	Bright	35.000	144	18Del Cyg	2.8600	11000.	70	42325	No
304	GOM_NL__2PRFIN20100404_230236_000000482088_00187_42325_2698.N1	04-APR-2010 23:02:36	Bright	47.500	66	37Gam Cyg	2.2080	5900.0	95	42325	No
305	GOM_NL__2PRFIN20100404_230444_000000452088_00187_42325_2699.N1	04-APR-2010 23:04:44	Bright	45.000	92	53Eps Cyg	2.5000	4500.0	90	42325	No
306	GOM_NL__2PRFIN20100404_231126_000000502088_00187_42325_2700.N1	04-APR-2010 23:11:26	Twilight	49.500	61	8Eps Peg	2.1000	3900.0	99	42325	No
307	GOM_NL__2PRFIN20100404_231607_000000452088_00187_42325_2701.N1	04-APR-2010 23:16:07	Dark	45.000	154	22Bet Aqr	2.8990	5700.0	90	42325	No
308	GOM_NL__2PRFIN20100404_233004_000000532088_00187_42325_2702.N1	04-APR-2010 23:30:04	Dark	53.000	103	38Zet Sgr	2.6000	9700.0	106	42325	No
309	GOM_NL__2PRFIN20100404_233340_000000542088_00188_42326_2689.N1	04-APR-2010 23:33:40	Dark	54.000	38	20Eps Sgr	1.8360	11000.	108	42326	No
310	GOM_NL__2PRFIN20100404_233716_000000532088_00188_42326_2690.N1	04-APR-2010 23:37:16	Dark	53.000	40	The Sco	1.8590	7100.0	106	42326	No
311	GOM_NL__2PRFIN20100404_234023_000000402088_00188_42326_2691.N1	04-APR-2010 23:40:23	Dark	40.000	134	Bet TrA	2.8100	6600.0	80	42326	No
312	GOM_NL__2PRFIN20100404_234552_000000442088_00188_42326_2692.N1	04-APR-2010 23:45:52	Straylight	43.500	78	Alp Lup	2.3040	28000.	87	42326	No
313	GOM_NL__2PRFIN20100404_234728_000000502088_00188_42326_2693.N1	04-APR-2010 23:47:28	Straylight	49.500	81	Eta Cen	2.3560	28000.	99	42326	No
314	GOM_NL__2PRFIN20100404_235006_000000512088_00188_42326_2694.N1	04-APR-2010 23:50:06	Straylight	50.500	54	5The Cen	2.0550	4500.0	101	42326	No
315	GOM_NL__2PRFIN20100404_235550_000000472088_00188_42326_2695.N1	04-APR-2010 23:55:50	Twilight	46.500	106	9Bet Crv	2.6480	5600.0	93	42326	No
316	GOM_NL__2PRFIN20100404_235745_000000422088_00188_42326_2696.N1	04-APR-2010 23:57:45	Twilight	42.000	100	4Gam Crv	2.5800	13100.	84	42326	No
317	GOM_NL__2PRFIN20100404_235927_000000592088_00188_42326_2697.N1	04-APR-2010 23:59:27	Bright	59.000	15	67Alp Vir	0.97600	28000.	118	42326	No

### 3. Quality information per product

In this section it is plotted some information contained in the Quality Summary data set of the level 2 products. Only products in dark limb conditions and without errors (error flag in the MPH set to "0") are used.

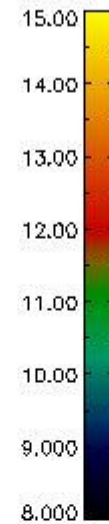
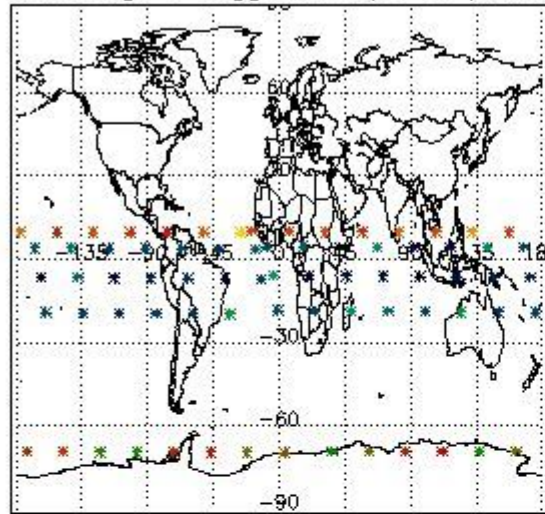
#### 3.1 Plot quality information per product (time dependant)



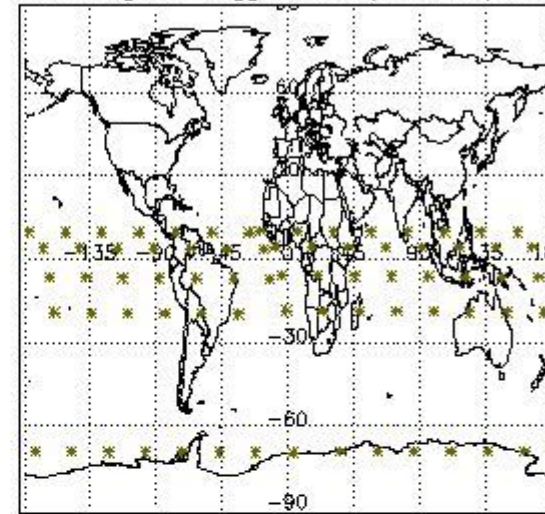
*3.2 Plot quality information per product (world map)*



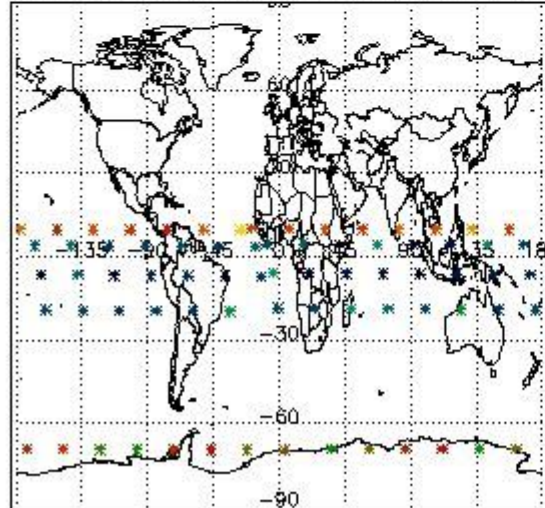
Percentage of flagged data per O3 profile



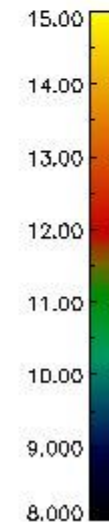
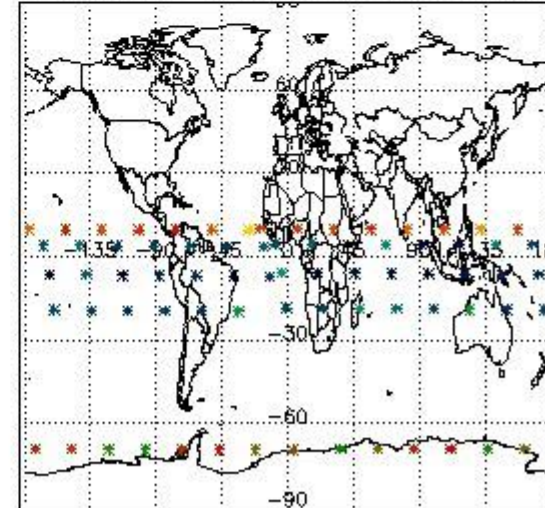
Percentage of flagged data per H2O profile



Percentage of flagged data per NO2 profile



Percentage of flagged data per NO3 profile

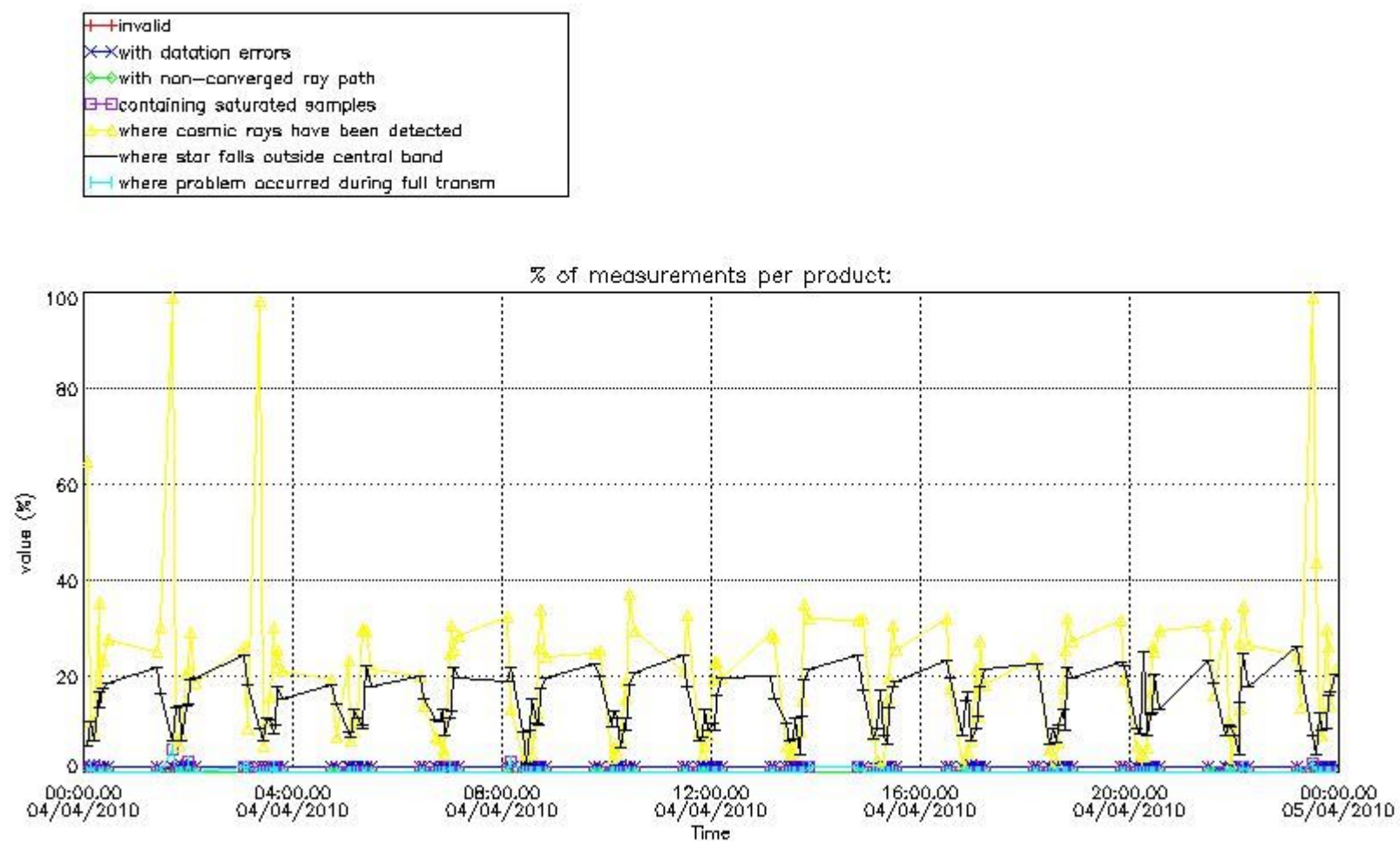


#### 4. Level 1 quality information per product

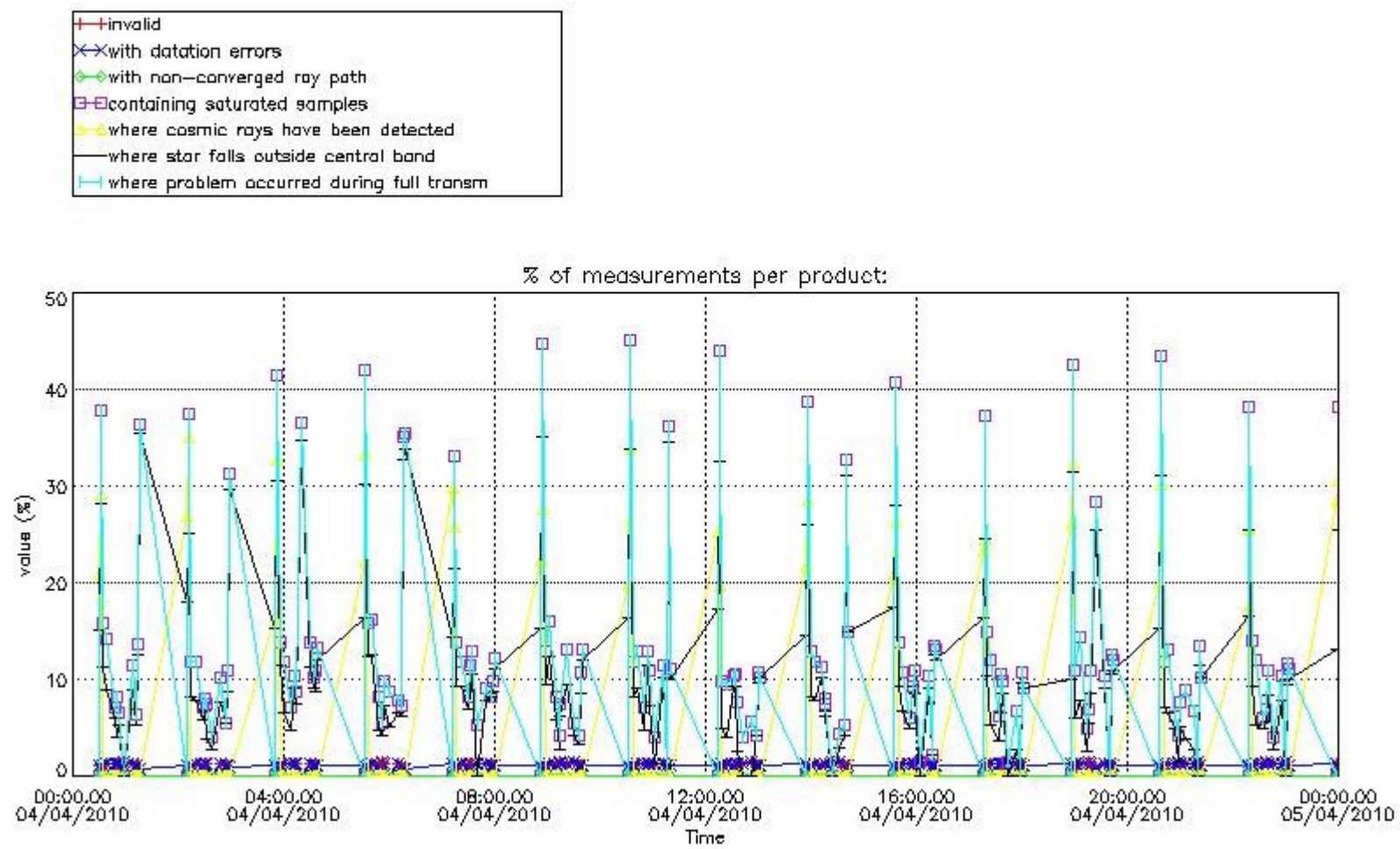
In this section it is plotted some information contained in the Quality Summary data set of the level 2 products that comes from the level 1b processing. Products without errors (error flag in the MPH set to "0") are used.

##### 4.1 Plot quality information per product (time dependant) coming from level 1b processing

###### 4.1.1 Plot level 1 quality information per product (time dependant): ENVISAT ASCENDING passes



4.1.2 Plot level 1 quality information per product (time dependant): ENVI SAT DESCENDING passes

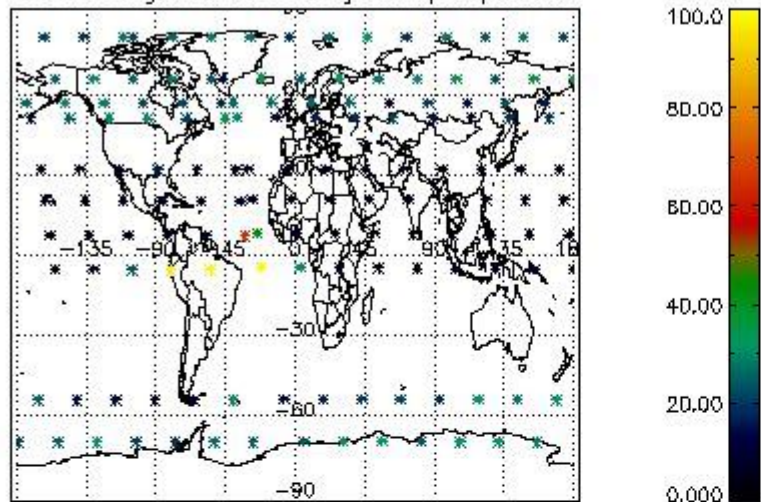


*4.2 Plot quality information per product coming from level 1b processing (world map)*

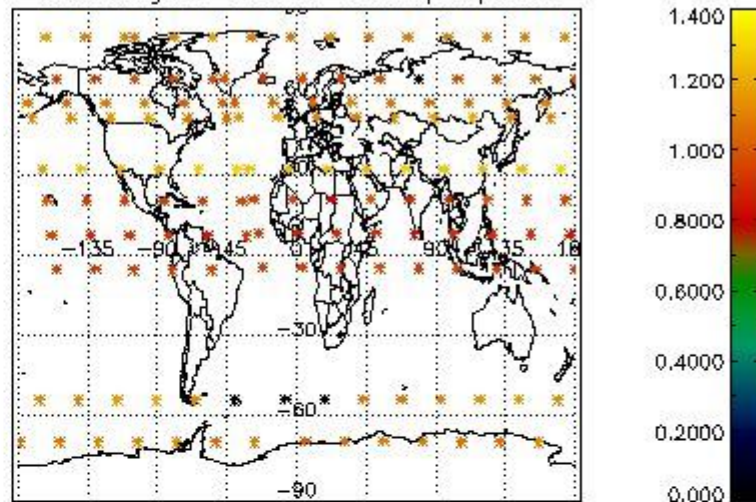
*4.2.1 Plot level 1 quality information per product (world map): ENVISAT ASCENDING passes*



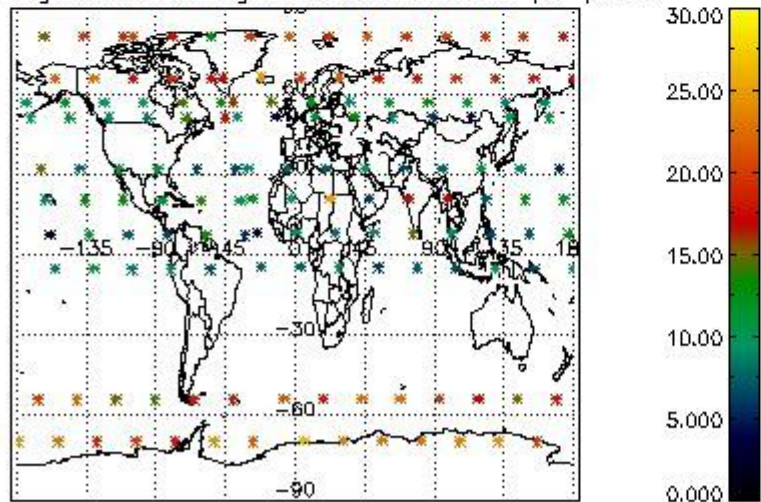
Percentage of cosmic ray hits per profile



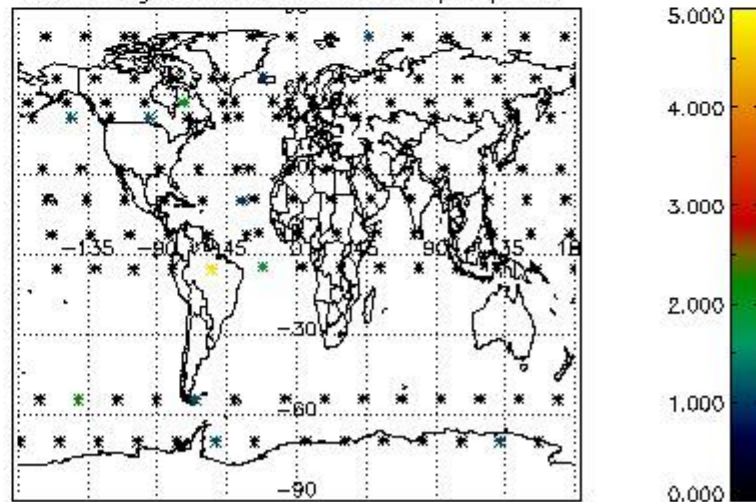
Percentage of datation errors per profile



Percentage of star falling outside central band per profile

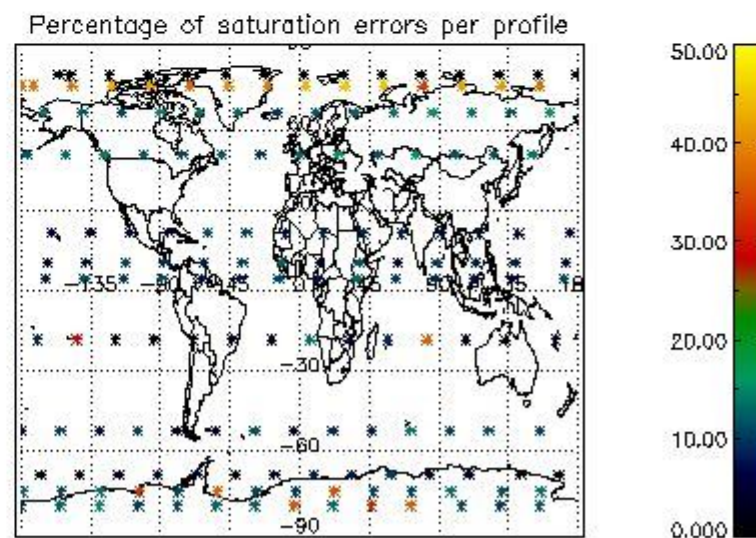
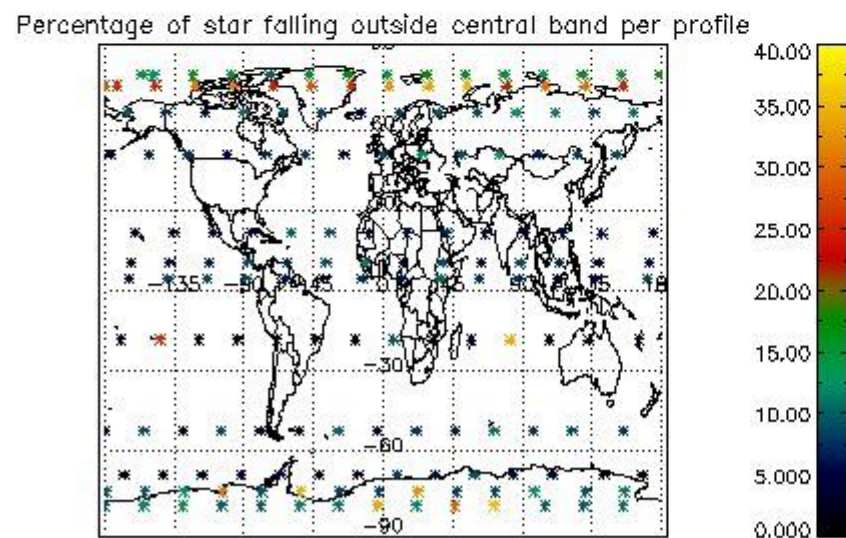
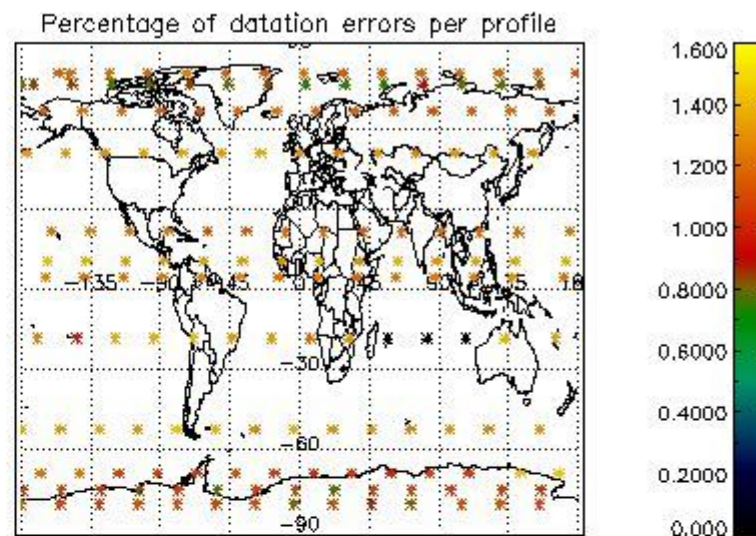
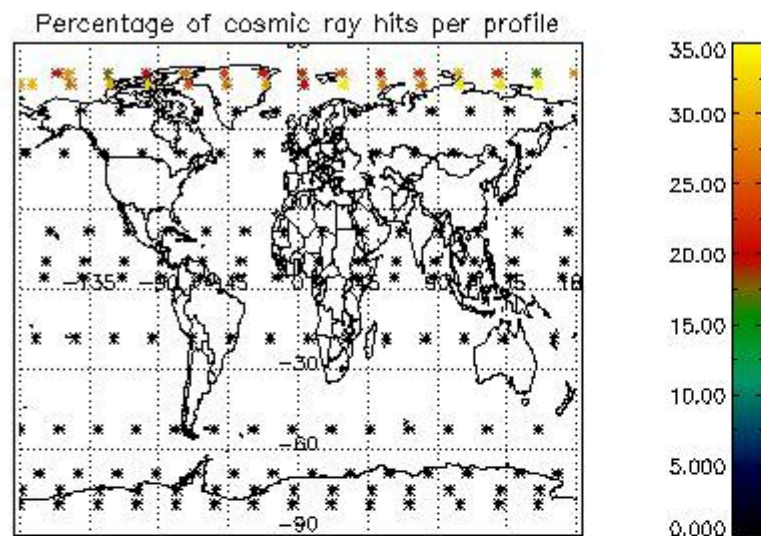


Percentage of saturation errors per profile



4.2.2 Plot level 1 quality information per product (world map): ENVISAT DESCENDING passes





## 5. Trace gas profiles

### 5.1 Ozone statistics based on quality of products

The final quality of the products can be "measured" using the STD (Standard Deviation) attached to every point profile. This information is written to the parameter GOM\_NL\_\_2P/NL\_LOCAL\_SPECIES\_DENSITY/o3\_std of the level 2 products. The table below shows the statistics for given STD ranges.

The statistics are given with respect to the overall valid production:

- Products without fatal errors: GOM\_NL\_\_2P/MPH/PRODUCT\_ERR=0
- Valid point profile: GOM\_NL\_\_2P/NL\_LOCAL\_SPECIES\_DENSITY/pcd(0)=0

The 'Criteria' is applied to valid points of dark limb products:

- Products in dark limb illumination condition: GOM\_NL\_\_2P/NL\_SUMMARY\_QUALITY/obs\_ill\_cond=0
- Products without fatal errors: GOM\_NL\_\_2P/MPH/PRODUCT\_ERR=0
- Valid point profile: GOM\_NL\_\_2P/NL\_LOCAL\_SPECIES\_DENSITY/pcd(0)=0

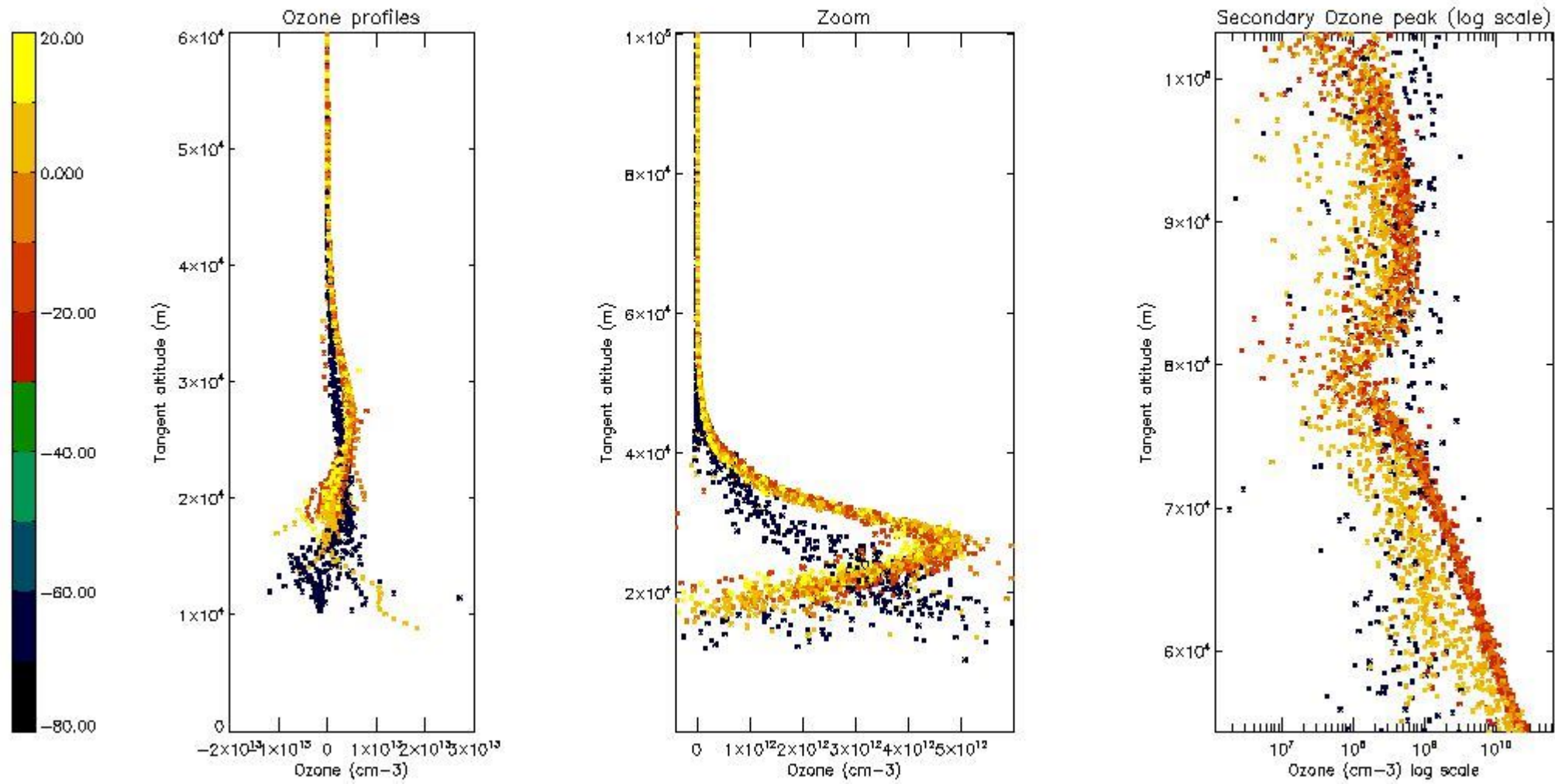
So, the table below shows the percentage of dark limb and valid observations for each criteria with respect to the overall valid daily observations.

Criteria	% of total production
All STD	26
STD < 20	11

STD < 10	8
STD < 5	3

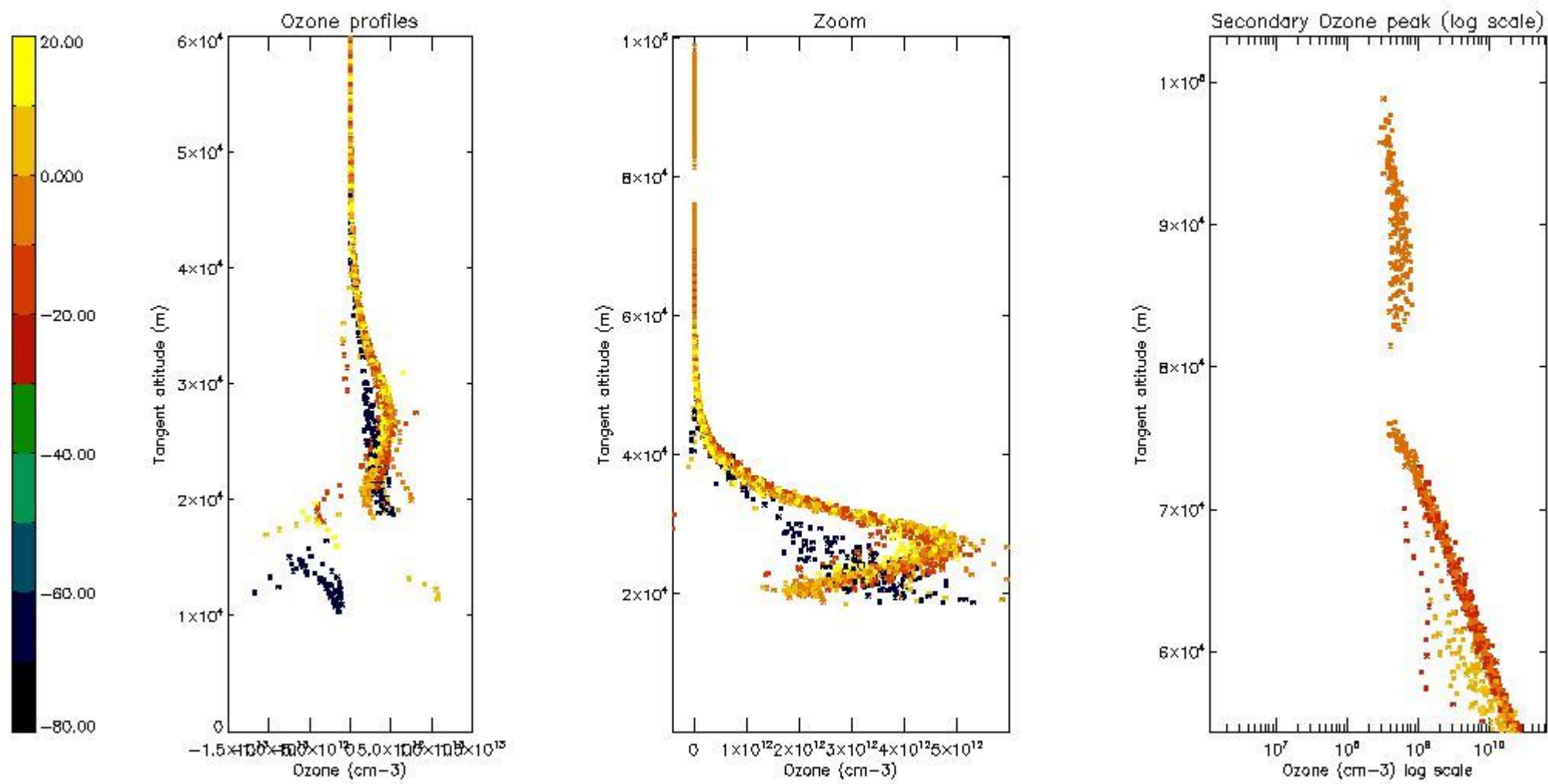
5.2 Plot ozone profiles for all STD (dark without errors)

The colorbar represents the latitude.



5.3 Plot ozone profiles where STD < 20% (dark without errors)

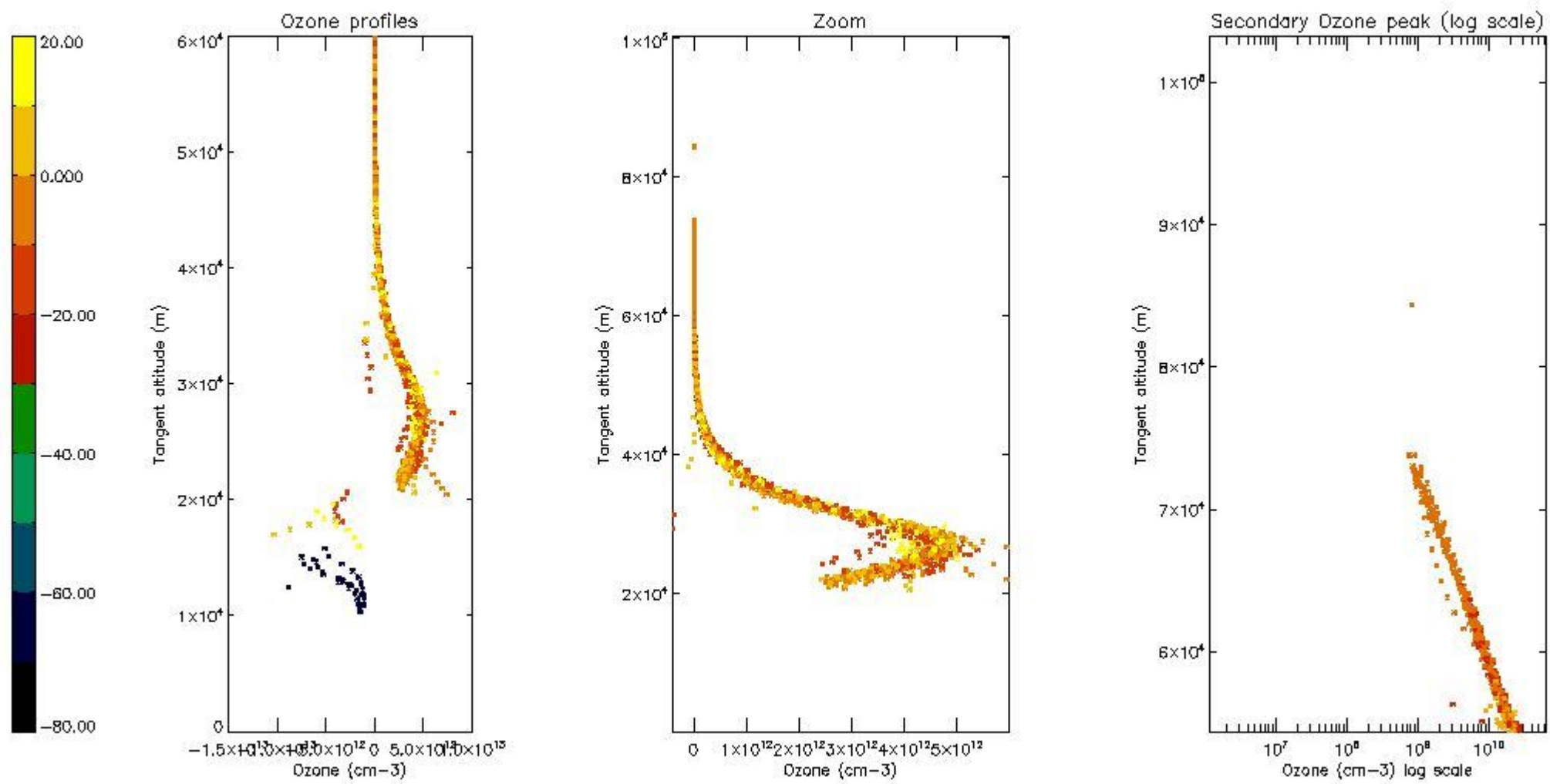
The colorbar represents the latitude.



*5.4 Plot ozone profiles where STD < 10% (dark without errors)*

The colorbar represents the latitude.

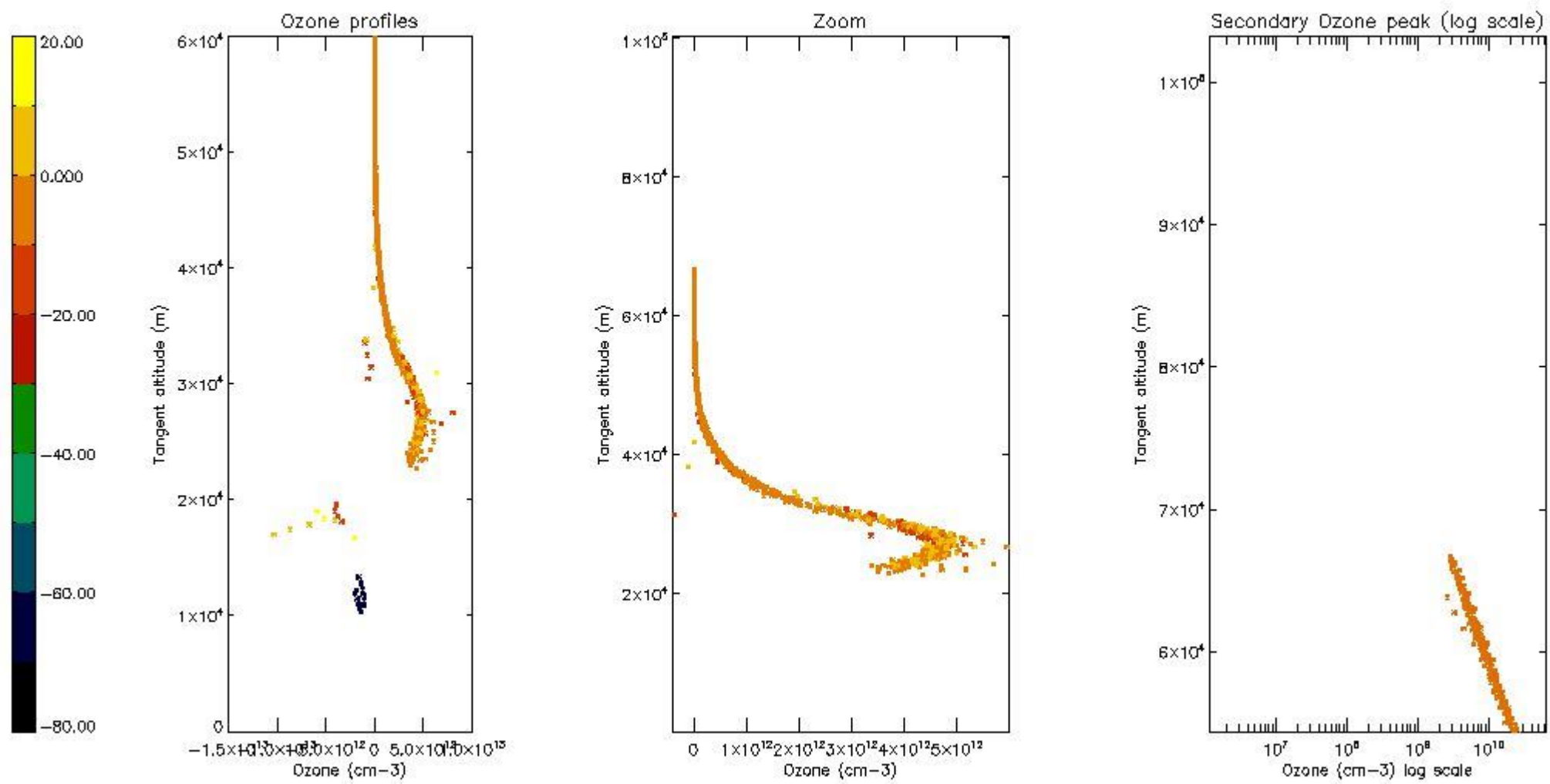




*5.5 Plot ozone profiles where STD < 5% (dark without errors)*

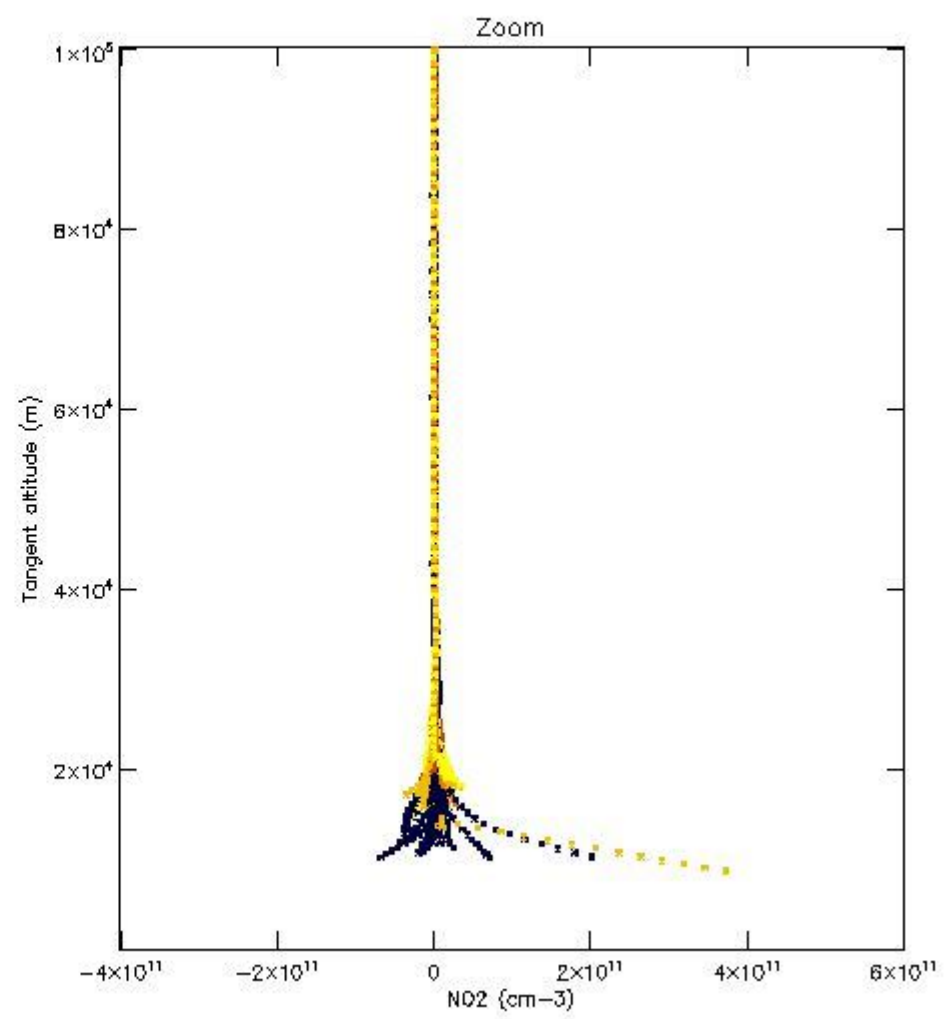
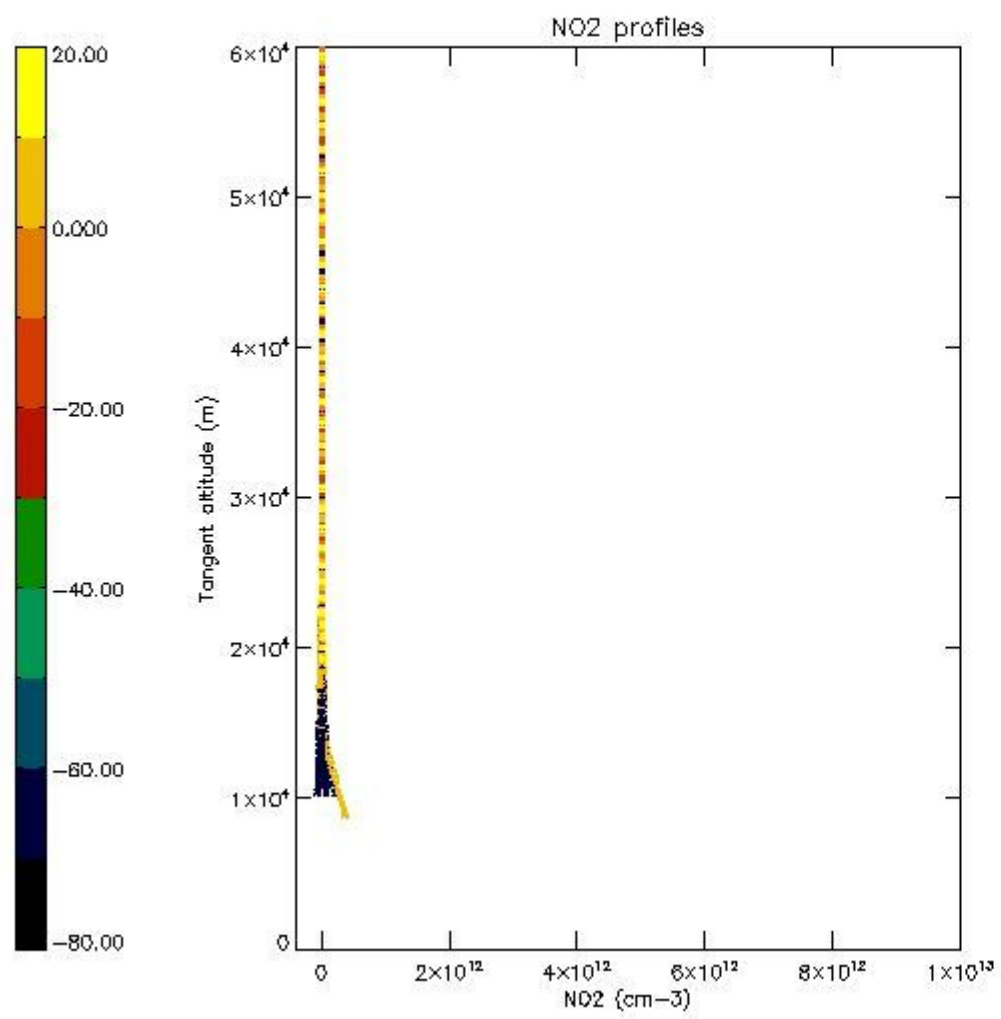
The colorbar represents the latitude.





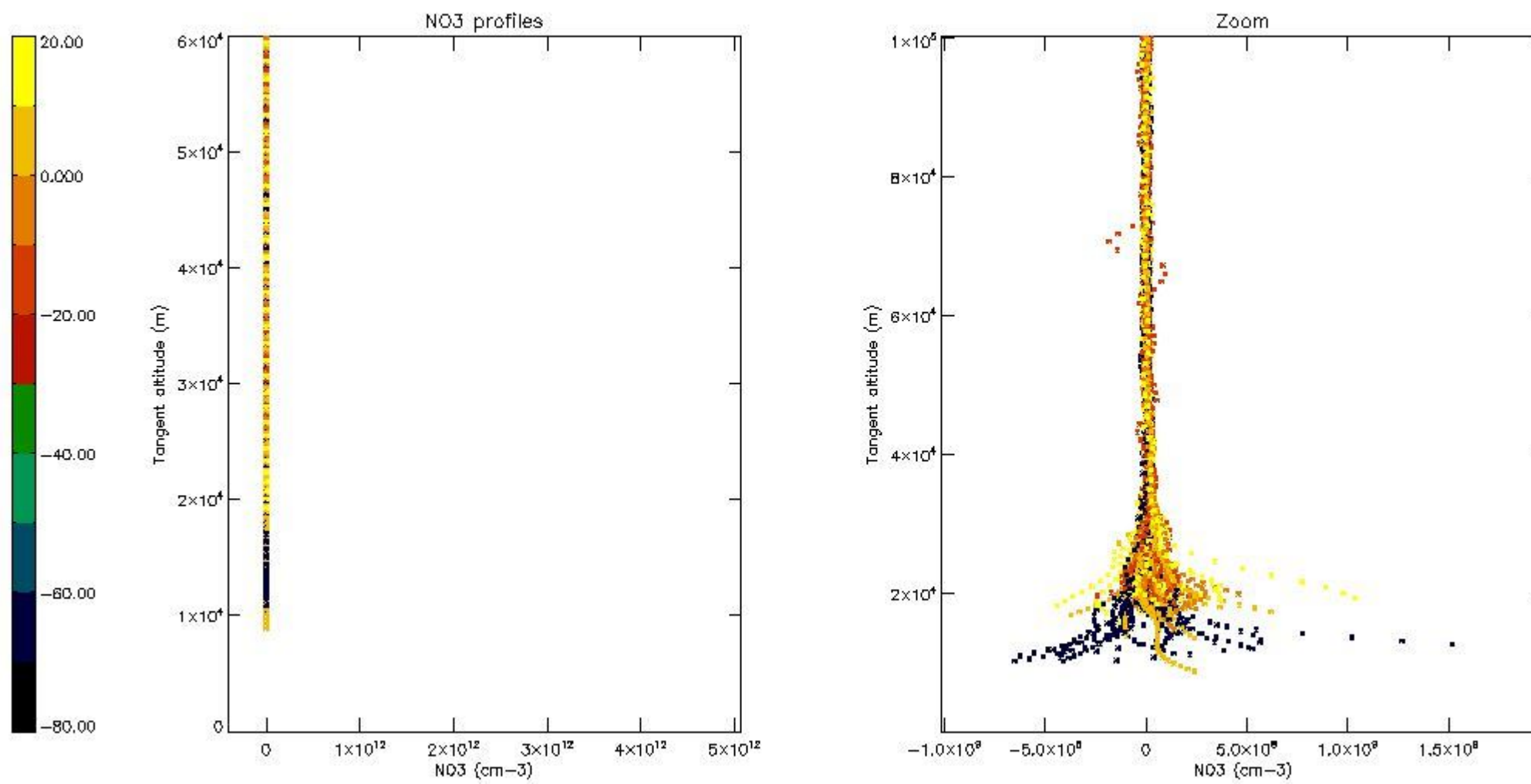
*5.6 Plot NO<sub>2</sub> profiles for all STD (dark without errors)*

The colorbar represents the latitude.



*5.7 Plot NO3 profiles for all STD (dark without errors)*

The colorbar represents the latitude.



## 6. Auxiliary Data Files used for the production reported in section 2

The number reported in the third column indicates since which file (see list in section 2) the corresponding auxiliary file has been used. The fourth column is the date of those product files.

Type	Auxiliary Filename	Used since product	Used since product date
INST_PHYS_CHARACTERISTICS	GOM_INS_AXVIEC20091111_143220_20030716_120000_20500101_000000	1	04-APR-2010 00:04:58
LEVEL-2_PROC_CONFIG	GOM_PR2_AXVIEC20091111_152718_20020301_000000_20500101_000000	1	04-APR-2010 00:04:58
CROSS_SECTIONS_FILE	GOM_CRS_AXVIEC20091111_154832_20020301_000000_20500101_000000	1	04-APR-2010 00:04:58

# GOMOS Level 2 Daily Report

## SUMMARY

### [1. General Info](#)

### [2. Summary of processed GOM\\_NL\\_2P products](#)

### [3. Level 2 Quality information per product](#)

#### [3.1 Plot of level 2 quality information per product \(time dependant\)](#)

#### [3.2 Plot of level 2 quality information per product \(world map\)](#)

### [4. Level 1 Quality information per product \(stored on level 2 products\)](#)

#### [4.1 Plot of level 1 quality information per product \(time dependant\)](#)

##### [4.1.1 Plot of level 1 quality information per product \(time dependant\): ASCENDING](#)

##### [4.1.2 Plot of level 1 quality information per product \(time dependant\): DESCENDING](#)

#### [4.2 Plot of level 1 quality information per product \(world map\)](#)

##### [4.2.1 Plot of level 1 quality information per product \(world map\): ASCENDING](#)

##### [4.2.2 Plot of level 1 quality information per product \(world map\): DESCENDING](#)

### [5. Ozone profiles based on quality statistics and other trace gas profiles](#)

#### [5.1 Ozone statistics based on quality of products](#)

#### [5.2 Plot ozone profiles for all STD \(dark without errors\)](#)

#### [5.3 Plot ozone profiles where STD < 20% \(dark without errors\)](#)

#### [5.4. Plot ozone profiles where STD < 10% \(dark without errors\)](#)

#### [5.5. Plot ozone profiles where STD < 5% \(dark without errors\)](#)

#### [5.6 Plot NO2 profiles for all STD \(dark without errors\)](#)

#### [5.7 Plot NO3 profiles for all STD \(dark without errors\)](#)

#### [5.8 Plot H2O profiles \(only for occultations of stars 1,2,3,4,13,14,16,26,63 dark without errors\) for all STD](#)

### [6. Auxiliary Data Files used for the production reported in section 2](#)



This report presents the daily analysis on parameters extracted from GOMOS level 2 data (GOM\_NL\_\_2P). It is intended to monitor some important parameters that will impact the quality of these products. A list of level 2 products (and content) that have arrived during the reporting day to the PCF is also given.

Item	Value
Time of report generation	29APR2013 09:18:59
Data source version	GOMOS/6.01
Start time of products	04-04-2010 (04APR2010 00:00:00)
Stop time of products	05-04-2010 (05APR2010 00:00:00)
Store outputs in DB	Yes
Nb of level 2 prods	317
Nb of prods with errors	0

## 2. Summary of processed GOM\_NL\_\_2P products.

Nr	Filename	UTC Start time	Limb	Duration	Star Id	Star Name	Star Mag	Star Temp	Nb Meas	Orbit	Prod. error
1	GOM_NL__2PRFIN20100404_000458_000000542088_00174_42312_2557.N1	04-APR-2010 00:04:58	Dark	54.000	38	20Eps Sgr	1.8360	11000.	108	42312	No
2	GOM_NL__2PRFIN20100404_000837_000000522088_00174_42312_2558.N1	04-APR-2010 00:08:37	Dark	52.000	40	The Sco	1.8590	7100.0	104	42312	No
3	GOM_NL__2PRFIN20100404_001154_000000392088_00174_42312_2559.N1	04-APR-2010 00:11:54	Dark	38.500	134	Bet TrA	2.8100	6600.0	77	42312	No
4	GOM_NL__2PRFIN20100404_001721_000000482088_00174_42312_2560.N1	04-APR-2010 00:17:21	Straylight	48.000	78	Alp Lup	2.3040	28000.	96	42312	No
5	GOM_NL__2PRFIN20100404_001857_000000492088_00174_42312_2561.N1	04-APR-2010 00:18:57	Straylight	48.500	81	Eta Cen	2.3560	28000.	97	42312	No
6	GOM_NL__2PRFIN20100404_002137_000000522088_00174_42312_2562.N1	04-APR-2010 00:21:37	Straylight	51.500	54	5The Cen	2.0550	4500.0	103	42312	No
7	GOM_NL__2PRFIN20100404_002725_000000462088_00174_42312_2563.N1	04-APR-2010 00:27:25	Twilight_stray	45.500	106	9Bet Crv	2.6480	5600.0	91	42312	No
8	GOM_NL__2PRFIN20100404_002921_000000432088_00174_42312_2564.N1	04-APR-2010 00:29:21	Twilight_stray	43.000	100	4Gam Crv	2.5800	13100.	86	42312	No
9	GOM_NL__2PRFIN20100404_003104_000000622088_00174_42312_2565.N1	04-APR-2010 00:31:04	Bright	62.000	15	67Alp Vir	0.97600	28000.	124	42312	No
10	GOM_NL__2PRFIN20100404_003416_000000452088_00174_42312_2566.N1	04-APR-2010 00:34:16	Bright	44.500	121	29Gam Vir	2.7400	7200.0	89	42312	No
11	GOM_NL__2PRFIN20100404_003854_000000392088_00174_42312_2567.N1	04-APR-2010 00:38:54	Bright	39.000	62	94Bet Leo	2.1360	9700.0	78	42312	No
12	GOM_NL__2PRFIN20100404_004713_000000422088_00174_42312_2568.N1	04-APR-2010 00:47:13	Bright	42.000	152	12Alp2CVn	2.8900	11000.	84	42312	No
13	GOM_NL__2PRFIN20100404_005016_000000372088_00174_42312_2569.N1	04-APR-2010 00:50:16	Bright	37.000	87	64Gam UMa	2.4330	11000.	74	42312	No
14	GOM_NL__2PRFIN20100404_005159_000000392088_00174_42312_2570.N1	04-APR-2010 00:51:59	Bright	38.500	32	77Eps UMa	1.7630	11000.	77	42312	No
15	GOM_NL__2PRFIN20100404_005821_000000362088_00174_42312_2571.N1	04-APR-2010 00:58:21	Bright	36.000	60	7Bet UMi	2.0810	3950.0	72	42312	No
16	GOM_NL__2PRFIN20100404_010756_000000402088_00174_42312_2572.N1	04-APR-2010 01:07:56	Bright	39.500	89	5Alp Cep	2.4510	8000.0	79	42312	No
17	GOM_NL__2PRFIN20100404_011250_000000482088_00174_42312_2573.N1	04-APR-2010 01:12:50	Bright	47.500	144	18Del Cyg	2.8600	11000.	95	42312	No
18	GOM_NL__2PRFIN20100404_011449_000000482088_00174_42312_2574.N1	04-APR-2010 01:14:49	Bright	47.500	66	37Gam Cyg	2.2080	5900.0	95	42312	No
19	GOM_NL__2PRFIN20100404_011656_000000622088_00174_42312_2575.N1	04-APR-2010 01:16:56	Bright	62.000	92	53Eps Cyg	2.5000	4500.0	124	42312	No
20	GOM_NL__2PRFIN20100404_012335_000000462088_00174_42312_2576.N1	04-APR-2010 01:23:35	Twilight_stray	46.000	61	8Eps Peg	2.1000	3900.0	92	42312	No
21	GOM_NL__2PRFIN20100404_012815_000000432088_00174_42312_2577.N1	04-APR-2010 01:28:15	Dark	43.000	154	22Bet Aqr	2.8990	5700.0	86	42312	No
22	GOM_NL__2PRFIN20100404_014200_000000532088_00174_42312_2578.N1	04-APR-2010 01:42:00	Dark	52.500	103	38Zet Sgr	2.6000	9700.0	105	42312	No
23	GOM_NL__2PRFIN20100404_014535_000000592088_00175_42313_2565.N1	04-APR-2010 01:45:35	Dark	59.000	38	20Eps Sgr	1.8360	11000.	118	42313	No
24	GOM_NL__2PRFIN20100404_014914_000000542088_00175_42313_2566.N1	04-APR-2010 01:49:14	Dark	54.000	40	The Sco	1.8590	7100.0	108	42313	No
25	GOM_NL__2PRFIN20100404_015230_000000392088_00175_42313_2567.N1	04-APR-2010 01:52:30	Dark	39.000	134	Bet TrA	2.8100	6600.0	78	42313	No
26	GOM_NL__2PRFIN20100404_015757_000000472088_00175_42313_2568.N1	04-APR-2010 01:57:57	Straylight	46.500	78	Alp Lup	2.3040	28000.	93	42313	No
27	GOM_NL__2PRFIN20100404_015934_000000492088_00175_42313_2569.N1	04-APR-2010 01:59:34	Straylight	49.000	81	Eta Cen	2.3560	28000.	98	42313	No
28	GOM_NL__2PRFIN20100404_020213_000000522088_00175_42313_2570.N1	04-APR-2010 02:02:13	Straylight	51.500	54	5The Cen	2.0550	4500.0	103	42313	No
29	GOM_NL__2PRFIN20100404_020801_000000462088_00175_42313_2571.N1	04-APR-2010 02:08:01	Twilight_stray	46.000	106	9Bet Crv	2.6480	5600.0	92	42313	No
30	GOM_NL__2PRFIN20100404_020957_000000452088_00175_42313_2572.N1	04-APR-2010 02:09:57	Twilight_stray	44.500	100	4Gam Crv	2.5800	13100.	89	42313	No
31	GOM_NL__2PRFIN20100404_021140_000000602088_00175_42313_2573.N1	04-APR-2010 02:11:40	Bright	60.000	15	67Alp Vir	0.97600	28000.	120	42313	No
32	GOM_NL__2PRFIN20100404_021452_000000432088_00175_42313_2574.N1	04-APR-2010 02:14:52	Bright	42.500	121	29Gam Vir	2.7400	7200.0	85	42313	No
33	GOM_NL__2PRFIN20100404_021930_000000382088_00175_42313_2575.N1	04-APR-2010 02:19:30	Bright	38.000	62	94Bet Leo	2.1360	9700.0	76	42313	No
34	GOM_NL__2PRFIN20100404_022748_000000432088_00175_42313_2576.N1	04-APR-2010 02:27:48	Bright	42.500	152	12Alp2CVn	2.8900	11000.	85	42313	No
35	GOM_NL__2PRFIN20100404_023052_000000382088_00175_42313_2577.N1	04-APR-2010 02:30:52	Bright	37.500	87	64Gam UMa	2.4330	11000.	75	42313	No
36	GOM_NL__2PRFIN20100404_023235_000000402088_00175_42313_2578.N1	04-APR-2010 02:32:35	Bright	40.000	32	77Eps UMa	1.7630	11000.	80	42313	No
37	GOM_NL__2PRFIN20100404_023857_000000382088_00175_42313_2579.N1	04-APR-2010 02:38:57	Bright	37.500	60	7Bet UMi	2.0810	3950.0	75	42313	No
38	GOM_NL__2PRFIN20100404_024832_000000392088_00175_42313_2580.N1	04-APR-2010 02:48:32	Bright	39.000	89	5Alp Cep	2.4510	8000.0	78	42313	No
39	GOM_NL__2PRFIN20100404_025326_000000472088_00175_42313_2581.N1	04-APR-2010 02:53:26	Bright	46.500	144	18Del Cyg	2.8600	11000.	93	42313	No
40	GOM_NL__2PRFIN20100404_025525_000000462088_00175_42313_2582.N1	04-APR-2010 02:55:25	Bright	46.000	66	37Gam Cyg	2.2080	5900.0	92	42313	No
41	GOM_NL__2PRFIN20100404_025732_000000582088_00175_42313_2583.N1	04-APR-2010 02:57:32	Bright	57.500	92	53Eps Cyg	2.5000	4500.0	115	42313	No
42	GOM_NL__2PRFIN20100404_030412_000000482088_00175_42313_2584.N1	04-APR-2010 03:04:12	Twilight_stray	47.500	61	8Eps Peg	2.1000	3900.0	95	42313	No

43	GOM_NL__2PRFIN20100404_030851_000000442088_00175_42313_2585.N1	04-APR-2010 03:08:51	Dark	44.000	154	22Bet Aqr	2.8990	5700.0	88	42313	No
44	GOM_NL__2PRFIN20100404_032237_000000542088_00175_42313_2586.N1	04-APR-2010 03:22:37	Dark	54.000	103	38Zet Sgr	2.6000	9700.0	108	42313	No
45	GOM_NL__2PRFIN20100404_032613_000000552088_00176_42314_2573.N1	04-APR-2010 03:26:13	Dark	54.500	38	20Eps Sgr	1.8360	11000.	109	42314	No
46	GOM_NL__2PRFIN20100404_032951_000000532088_00176_42314_2574.N1	04-APR-2010 03:29:51	Dark	53.000	40	The Sco	1.8590	7100.0	106	42314	No
47	GOM_NL__2PRFIN20100404_033306_000000422088_00176_42314_2575.N1	04-APR-2010 03:33:06	Dark	41.500	134	Bet TrA	2.8100	6600.0	83	42314	No
48	GOM_NL__2PRFIN20100404_033834_000000432088_00176_42314_2576.N1	04-APR-2010 03:38:34	Straylight	43.000	78	Alp Lup	2.3040	28000.	86	42314	No
49	GOM_NL__2PRFIN20100404_034010_000000462088_00176_42314_2577.N1	04-APR-2010 03:40:10	Straylight	46.000	81	Eta Cen	2.3560	28000.	92	42314	No
50	GOM_NL__2PRFIN20100404_034250_000000512088_00176_42314_2578.N1	04-APR-2010 03:42:50	Straylight	51.000	54	5The Cen	2.0550	4500.0	102	42314	No
51	GOM_NL__2PRFIN20100404_034837_000000432088_00176_42314_2579.N1	04-APR-2010 03:48:37	Twi_and_stray	43.000	106	9Bet Crv	2.6480	5600.0	86	42314	No
52	GOM_NL__2PRFIN20100404_035033_000000432088_00176_42314_2580.N1	04-APR-2010 03:50:33	Twi_and_stray	42.500	100	4Gam Crv	2.5800	13100.	85	42314	No
53	GOM_NL__2PRFIN20100404_035216_000000642088_00176_42314_2581.N1	04-APR-2010 03:52:16	Bright	64.000	15	67Alp Vir	0.97600	28000.	128	42314	No
54	GOM_NL__2PRFIN20100404_035528_000000442088_00176_42314_2582.N1	04-APR-2010 03:55:28	Bright	43.500	121	29Gam Vir	2.7400	7200.0	87	42314	No
55	GOM_NL__2PRFIN20100404_040006_000000382088_00176_42314_2583.N1	04-APR-2010 04:00:06	Bright	38.000	62	94Bet Leo	2.1360	9700.0	76	42314	No
56	GOM_NL__2PRFIN20100404_040824_000000422088_00176_42314_2584.N1	04-APR-2010 04:08:24	Bright	42.000	152	12Alp2CVn	2.8900	11000.	84	42314	No
57	GOM_NL__2PRFIN20100404_041128_000000392088_00176_42314_2585.N1	04-APR-2010 04:11:28	Bright	38.500	87	64Gam UMa	2.4330	11000.	77	42314	No
58	GOM_NL__2PRFIN20100404_041310_000000412088_00176_42314_2586.N1	04-APR-2010 04:13:10	Bright	40.500	32	77Eps UMa	1.7630	11000.	81	42314	No
59	GOM_NL__2PRFIN20100404_041933_000000582088_00176_42314_2587.N1	04-APR-2010 04:19:33	Bright	57.500	60	7Bet UMi	2.0810	3950.0	115	42314	No
60	GOM_NL__2PRFIN20100404_042908_000000402088_00176_42314_2588.N1	04-APR-2010 04:29:08	Bright	40.000	89	5Alp Cep	2.4510	8000.0	80	42314	No
61	GOM_NL__2PRFIN20100404_043401_000000502088_00176_42314_2589.N1	04-APR-2010 04:34:01	Bright	49.500	144	18Del Cyg	2.8600	11000.	99	42314	No
62	GOM_NL__2PRFIN20100404_043601_000000462088_00176_42314_2590.N1	04-APR-2010 04:36:01	Bright	46.000	66	37Gam Cyg	2.2080	5900.0	92	42314	No
63	GOM_NL__2PRFIN20100404_043808_000000462088_00176_42314_2591.N1	04-APR-2010 04:38:08	Bright	45.500	92	53Eps Cyg	2.5000	4500.0	91	42314	No
64	GOM_NL__2PRFIN20100404_044448_000000442088_00176_42314_2592.N1	04-APR-2010 04:44:48	Twi_and_stray	44.000	61	8Eps Peg	2.1000	3900.0	88	42314	No
65	GOM_NL__2PRFIN20100404_044928_000000422088_00176_42314_2593.N1	04-APR-2010 04:49:28	Dark	42.000	154	22Bet Aqr	2.8990	5700.0	84	42314	No
66	GOM_NL__2PRFIN20100404_050314_000000542088_00176_42314_2594.N1	04-APR-2010 05:03:14	Dark	53.500	103	38Zet Sgr	2.6000	9700.0	107	42314	No
67	GOM_NL__2PRFIN20100404_050650_000000552088_00177_42315_2581.N1	04-APR-2010 05:06:50	Dark	55.000	38	20Eps Sgr	1.8360	11000.	110	42315	No
68	GOM_NL__2PRFIN20100404_051028_000000542088_00177_42315_2582.N1	04-APR-2010 05:10:28	Dark	53.500	40	The Sco	1.8590	7100.0	107	42315	No
69	GOM_NL__2PRFIN20100404_051343_000000412088_00177_42315_2583.N1	04-APR-2010 05:13:43	Dark	40.500	134	Bet TrA	2.8100	6600.0	81	42315	No
70	GOM_NL__2PRFIN20100404_051910_000000442088_00177_42315_2584.N1	04-APR-2010 05:19:10	Straylight	43.500	78	Alp Lup	2.3040	28000.	87	42315	No
71	GOM_NL__2PRFIN20100404_052047_000000462088_00177_42315_2585.N1	04-APR-2010 05:20:47	Straylight	46.000	81	Eta Cen	2.3560	28000.	92	42315	No
72	GOM_NL__2PRFIN20100404_052326_000000542088_00177_42315_2586.N1	04-APR-2010 05:23:26	Straylight	54.000	54	5The Cen	2.0550	4500.0	108	42315	No
73	GOM_NL__2PRFIN20100404_052913_000000452088_00177_42315_2587.N1	04-APR-2010 05:29:13	Twi_and_stray	44.500	106	9Bet Crv	2.6480	5600.0	89	42315	No
74	GOM_NL__2PRFIN20100404_053109_000000432088_00177_42315_2588.N1	04-APR-2010 05:31:09	Twi_and_stray	43.000	100	4Gam Crv	2.5800	13100.	86	42315	No
75	GOM_NL__2PRFIN20100404_053253_000000632088_00177_42315_2589.N1	04-APR-2010 05:32:53	Bright	63.000	15	67Alp Vir	0.97600	28000.	126	42315	No
76	GOM_NL__2PRFIN20100404_053604_000000452088_00177_42315_2590.N1	04-APR-2010 05:36:04	Bright	44.500	121	29Gam Vir	2.7400	7200.0	89	42315	No
77	GOM_NL__2PRFIN20100404_054042_000000402088_00177_42315_2591.N1	04-APR-2010 05:40:42	Bright	40.000	62	94Bet Leo	2.1360	9700.0	80	42315	No
78	GOM_NL__2PRFIN20100404_054859_000000432088_00177_42315_2592.N1	04-APR-2010 05:48:59	Bright	42.500	152	12Alp2CVn	2.8900	11000.	85	42315	No
79	GOM_NL__2PRFIN20100404_055204_000000372088_00177_42315_2593.N1	04-APR-2010 05:52:04	Bright	36.500	87	64Gam UMa	2.4330	11000.	73	42315	No
80	GOM_NL__2PRFIN20100404_055346_000000412088_00177_42315_2594.N1	04-APR-2010 05:53:46	Bright	41.000	32	77Eps UMa	1.7630	11000.	82	42315	No
81	GOM_NL__2PRFIN20100404_060008_000000402088_00177_42315_2595.N1	04-APR-2010 06:00:08	Bright	40.000	60	7Bet UMi	2.0810	3950.0	80	42315	No
82	GOM_NL__2PRFIN20100404_060944_000000382088_00177_42315_2596.N1	04-APR-2010 06:09:44	Bright	38.000	89	5Alp Cep	2.4510	8000.0	76	42315	No
83	GOM_NL__2PRFIN20100404_061437_000000482088_00177_42315_2597.N1	04-APR-2010 06:14:37	Bright	48.000	144	18Del Cyg	2.8600	11000.	96	42315	No
84	GOM_NL__2PRFIN20100404_061637_000000642088_00177_42315_2598.N1	04-APR-2010 06:16:37	Bright	64.000	66	37Gam Cyg	2.2080	5900.0	128	42315	No
85	GOM_NL__2PRFIN20100404_061843_000000622088_00177_42315_2599.N1	04-APR-2010 06:18:43	Bright	62.000	92	53Eps Cyg	2.5000	4500.0	124	42315	No
86	GOM_NL__2PRFIN20100404_062524_000000452088_00177_42315_2600.N1	04-APR-2010 06:25:24	Twi_and_stray	45.000	61	8Eps Peg	2.1000	3900.0	90	42315	No
87	GOM_NL__2PRFIN20100404_063004_000000432088_00177_42315_2601.N1	04-APR-2010 06:30:04	Dark	43.000	154	22Bet Aqr	2.8990	5700.0	86	42315	No
88	GOM_NL__2PRFIN20100404_064351_000000552088_00177_42315_2602.N1	04-APR-2010 06:43:51	Dark	54.500	103	38Zet Sgr	2.6000	9700.0	109	42315	No
89	GOM_NL__2PRFIN20100404_064728_000000572088_00178_42316_2589.N1	04-APR-2010 06:47:28	Dark	57.000	38	20Eps Sgr	1.8360	11000.	114	42316	No
90	GOM_NL__2PRFIN20100404_065105_000000542088_00178_42316_2590.N1	04-APR-2010 06:51:05	Dark	54.000	40	The Sco	1.8590	7100.0	108	42316	No
91	GOM_NL__2PRFIN20100404_065420_000000402088_00178_42316_2591.N1	04-APR-2010 06:54:20	Dark	39.500	134	Bet TrA	2.8100	6600.0	79	42316	No
92	GOM_NL__2PRFIN20100404_065947_000000452088_00178_42316_2592.N1	04-APR-2010 06:59:47	Straylight	44.500	78	Alp Lup	2.3040	28000.	89	42316	No
93	GOM_NL__2PRFIN20100404_070124_000000482088_00178_42316_2593.N1	04-APR-2010 07:01:24	Straylight	47.500	81	Eta Cen	2.3560	28000.	95	42316	No
94	GOM_NL__2PRFIN20100404_070403_000000532088_00178_42316_2594.N1	04-APR-2010 07:04:03	Straylight	53.000	54	5The Cen	2.0550	4500.0	106	42316	No
95	GOM_NL__2PRFIN20100404_070950_000000462088_00178_42316_2595.N1	04-APR-2010 07:09:50	Twi_and_stray	46.000	106	9Bet Crv	2.6480	5600.0	92	42316	No
96	GOM_NL__2PRFIN20100404_071145_000000422088_00178_42316_2596.N1	04-APR-2010 07:11:45	Twi_and_stray	42.000	100	4Gam Crv	2.5800	13100.	84	42316	No
97	GOM_NL__2PRFIN20100404_071328_000000562088_00178_42316_2597.N1	04-APR-2010 07:13:28	Bright	56.000	15	67Alp Vir	0.97600	28000.	112	42316	No
98	GOM_NL__2PRFIN20100404_071639_000000442088_00178_42316_2598.N1	04-APR-2010 07:16:39	Bright	43.500	121	29Gam Vir	2.7400	7200.0	87	42316	No
99	GOM_NL__2PRFIN20100404_072118_000000382088_00178_42316_2599.N1	04-APR-2010 07:21:18	Bright	38.000	62	94Bet Leo	2.1360	9700.0	76	42316	No
100	GOM_NL__2PRFIN20100404_072935_000000432088_00178_42316_2600.N1	04-APR-2010 07:29:35	Bright	43.000	152	12Alp2CVn	2.8900	11000.	86	42316	No
101	GOM_NL__2PRFIN20100404_073239_000000392088_00178_42316_2601.N1	04-APR-2010 07:32:39	Bright	39.000	87	64Gam UMa	2.4330	11000.	78	42316	No

102	GOM_NL__2PRFIN20100404_073422_000000432088_00178_42316_2602.N1	04-APR-2010 07:34:22	Bright	42.500	32	77Eps UMa	1.7630	11000.	85	42316	No
103	GOM_NL__2PRFIN20100404_074044_000000382088_00178_42316_2603.N1	04-APR-2010 07:40:44	Bright	38.000	60	7Bet UMi	2.0810	3950.0	76	42316	No
104	GOM_NL__2PRFIN20100404_075019_000000392088_00178_42316_2604.N1	04-APR-2010 07:50:19	Bright	38.500	89	5Alp Cep	2.4510	8000.0	77	42316	No
105	GOM_NL__2PRFIN20100404_075513_000000492088_00178_42316_2605.N1	04-APR-2010 07:55:13	Bright	49.000	144	18Del Cyg	2.8600	11000.	98	42316	No
106	GOM_NL__2PRFIN20100404_075713_000000462088_00178_42316_2606.N1	04-APR-2010 07:57:13	Bright	46.000	66	37Gam Cyg	2.2080	5900.0	92	42316	No
107	GOM_NL__2PRFIN20100404_075920_000000452088_00178_42316_2607.N1	04-APR-2010 07:59:20	Bright	45.000	92	53Eps Cyg	2.5000	4500.0	90	42316	No
108	GOM_NL__2PRFIN20100404_080600_000000452088_00178_42316_2608.N1	04-APR-2010 08:06:00	Twi_and_stray	45.000	61	8Eps Peg	2.1000	3900.0	90	42316	No
109	GOM_NL__2PRFIN20100404_081041_000000462088_00178_42316_2609.N1	04-APR-2010 08:10:41	Dark	45.500	154	22Bet Aqr	2.8990	5700.0	91	42316	No
110	GOM_NL__2PRFIN20100404_082429_000000542088_00178_42316_2610.N1	04-APR-2010 08:24:29	Dark	53.500	103	38Zet Sgr	2.6000	9700.0	107	42316	No
111	GOM_NL__2PRFIN20100404_082805_000000522088_00179_42317_2597.N1	04-APR-2010 08:28:05	Dark	52.000	38	20Eps Sgr	1.8360	11000.	104	42317	No
112	GOM_NL__2PRFIN20100404_083142_000000512088_00179_42317_2598.N1	04-APR-2010 08:31:42	Dark	51.000	40	The Sco	1.8590	7100.0	102	42317	No
113	GOM_NL__2PRFIN20100404_083456_000000432088_00179_42317_2599.N1	04-APR-2010 08:34:56	Dark	43.000	134	Bet TrA	2.8100	6600.0	86	42317	No
114	GOM_NL__2PRFIN20100404_084023_000000452088_00179_42317_2600.N1	04-APR-2010 08:40:23	Straylight	44.500	78	Alp Lup	2.3040	28000.	89	42317	No
115	GOM_NL__2PRFIN20100404_084200_000000472088_00179_42317_2601.N1	04-APR-2010 08:42:00	Straylight	46.500	81	Eta Cen	2.3560	28000.	93	42317	No
116	GOM_NL__2PRFIN20100404_084439_000000522088_00179_42317_2602.N1	04-APR-2010 08:44:39	Straylight	51.500	54	5The Cen	2.0550	4500.0	103	42317	No
117	GOM_NL__2PRFIN20100404_085026_000000462088_00179_42317_2603.N1	04-APR-2010 08:50:26	Twi_and_stray	46.000	106	9Bet Crv	2.6480	5600.0	92	42317	No
118	GOM_NL__2PRFIN20100404_085221_000000432088_00179_42317_2604.N1	04-APR-2010 08:52:21	Twi_and_stray	42.500	100	4Gam Crv	2.5800	13100.	85	42317	No
119	GOM_NL__2PRFIN20100404_085404_000000672088_00179_42317_2605.N1	04-APR-2010 08:54:04	Bright	67.000	15	67Alp Vir	0.97600	28000.	134	42317	No
120	GOM_NL__2PRFIN20100404_085715_000000432088_00179_42317_2606.N1	04-APR-2010 08:57:15	Bright	42.500	121	29Gam Vir	2.7400	7200.0	85	42317	No
121	GOM_NL__2PRFIN20100404_090153_000000412088_00179_42317_2607.N1	04-APR-2010 09:01:53	Bright	40.500	62	94Bet Leo	2.1360	9700.0	81	42317	No
122	GOM_NL__2PRFIN20100404_091010_000000432088_00179_42317_2608.N1	04-APR-2010 09:10:10	Bright	42.500	152	12Alp2CVn	2.8900	11000.	85	42317	No
123	GOM_NL__2PRFIN20100404_091315_000000362088_00179_42317_2609.N1	04-APR-2010 09:13:15	Bright	36.000	87	64Gam UMa	2.4330	11000.	72	42317	No
124	GOM_NL__2PRFIN20100404_091457_000000402088_00179_42317_2610.N1	04-APR-2010 09:14:57	Bright	40.000	32	77Eps UMa	1.7630	11000.	80	42317	No
125	GOM_NL__2PRFIN20100404_092119_000000422088_00179_42317_2611.N1	04-APR-2010 09:21:19	Bright	42.000	60	7Bet UMi	2.0810	3950.0	84	42317	No
126	GOM_NL__2PRFIN20100404_093055_000000372088_00179_42317_2612.N1	04-APR-2010 09:30:55	Bright	36.500	89	5Alp Cep	2.4510	8000.0	73	42317	No
127	GOM_NL__2PRFIN20100404_093548_000000472088_00179_42317_2613.N1	04-APR-2010 09:35:48	Bright	47.000	144	18Del Cyg	2.8600	11000.	94	42317	No
128	GOM_NL__2PRFIN20100404_093749_000000472088_00179_42317_2614.N1	04-APR-2010 09:37:49	Bright	46.500	66	37Gam Cyg	2.2080	5900.0	93	42317	No
129	GOM_NL__2PRFIN20100404_093956_000000462088_00179_42317_2615.N1	04-APR-2010 09:39:56	Bright	46.000	92	53Eps Cyg	2.5000	4500.0	92	42317	No
130	GOM_NL__2PRFIN20100404_094637_000000472088_00179_42317_2616.N1	04-APR-2010 09:46:37	Twi_and_stray	46.500	61	8Eps Peg	2.1000	3900.0	93	42317	No
131	GOM_NL__2PRFIN20100404_095117_000000452088_00179_42317_2617.N1	04-APR-2010 09:51:17	Dark	45.000	154	22Bet Aqr	2.8990	5700.0	90	42317	No
132	GOM_NL__2PRFIN20100404_100506_000000532088_00179_42317_2618.N1	04-APR-2010 10:05:06	Dark	53.000	103	38Zet Sgr	2.6000	9700.0	106	42317	No
133	GOM_NL__2PRFIN20100404_100842_000000592088_00180_42318_2605.N1	04-APR-2010 10:08:42	Dark	58.500	38	20Eps Sgr	1.8360	11000.	117	42318	No
134	GOM_NL__2PRFIN20100404_101220_000000532088_00180_42318_2606.N1	04-APR-2010 10:12:20	Dark	52.500	40	The Sco	1.8590	7100.0	105	42318	No
135	GOM_NL__2PRFIN20100404_101532_000000392088_00180_42318_2607.N1	04-APR-2010 10:15:32	Dark	38.500	134	Bet TrA	2.8100	6600.0	77	42318	No
136	GOM_NL__2PRFIN20100404_102100_000000452088_00180_42318_2608.N1	04-APR-2010 10:21:00	Straylight	45.000	78	Alp Lup	2.3040	28000.	90	42318	No
137	GOM_NL__2PRFIN20100404_102236_000000462088_00180_42318_2609.N1	04-APR-2010 10:22:36	Straylight	45.500	81	Eta Cen	2.3560	28000.	91	42318	No
138	GOM_NL__2PRFIN20100404_102515_000000502088_00180_42318_2610.N1	04-APR-2010 10:25:15	Straylight	50.000	54	5The Cen	2.0550	4500.0	100	42318	No
139	GOM_NL__2PRFIN20100404_103102_000000462088_00180_42318_2611.N1	04-APR-2010 10:31:02	Twi_and_stray	46.000	106	9Bet Crv	2.6480	5600.0	92	42318	No
140	GOM_NL__2PRFIN20100404_103257_000000432088_00180_42318_2612.N1	04-APR-2010 10:32:57	Twi_and_stray	43.000	100	4Gam Crv	2.5800	13100.	86	42318	No
141	GOM_NL__2PRFIN20100404_103440_000000672088_00180_42318_2613.N1	04-APR-2010 10:34:40	Bright	66.500	15	67Alp Vir	0.97600	28000.	133	42318	No
142	GOM_NL__2PRFIN20100404_103751_000000432088_00180_42318_2614.N1	04-APR-2010 10:37:51	Bright	42.500	121	29Gam Vir	2.7400	7200.0	85	42318	No
143	GOM_NL__2PRFIN20100404_104229_000000392088_00180_42318_2615.N1	04-APR-2010 10:42:29	Bright	38.500	62	94Bet Leo	2.1360	9700.0	77	42318	No
144	GOM_NL__2PRFIN20100404_105045_000000422088_00180_42318_2616.N1	04-APR-2010 10:50:45	Bright	42.000	152	12Alp2CVn	2.8900	11000.	84	42318	No
145	GOM_NL__2PRFIN20100404_105351_000000392088_00180_42318_2617.N1	04-APR-2010 10:53:51	Bright	39.000	87	64Gam UMa	2.4330	11000.	78	42318	No
146	GOM_NL__2PRFIN20100404_105532_000000422088_00180_42318_2618.N1	04-APR-2010 10:55:32	Bright	41.500	32	77Eps UMa	1.7630	11000.	83	42318	No
147	GOM_NL__2PRFIN20100404_110155_000000382088_00180_42318_2619.N1	04-APR-2010 11:01:55	Bright	38.000	60	7Bet UMi	2.0810	3950.0	76	42318	No
148	GOM_NL__2PRFIN20100404_111131_000000402088_00180_42318_2620.N1	04-APR-2010 11:11:31	Bright	39.500	89	5Alp Cep	2.4510	8000.0	79	42318	No
149	GOM_NL__2PRFIN20100404_111624_000000452088_00180_42318_2621.N1	04-APR-2010 11:16:24	Bright	45.000	144	18Del Cyg	2.8600	11000.	90	42318	No
150	GOM_NL__2PRFIN20100404_111825_000000652088_00180_42318_2622.N1	04-APR-2010 11:18:25	Bright	65.000	66	37Gam Cyg	2.2080	5900.0	130	42318	No
151	GOM_NL__2PRFIN20100404_112032_000000452088_00180_42318_2623.N1	04-APR-2010 11:20:32	Bright	45.000	92	53Eps Cyg	2.5000	4500.0	90	42318	No
152	GOM_NL__2PRFIN20100404_112713_000000482088_00180_42318_2624.N1	04-APR-2010 11:27:13	Twi_and_stray	47.500	61	8Eps Peg	2.1000	3900.0	95	42318	No
153	GOM_NL__2PRFIN20100404_113153_000000452088_00180_42318_2625.N1	04-APR-2010 11:31:53	Dark	44.500	154	22Bet Aqr	2.8990	5700.0	89	42318	No
154	GOM_NL__2PRFIN20100404_114543_000000532088_00180_42318_2626.N1	04-APR-2010 11:45:43	Dark	53.000	103	38Zet Sgr	2.6000	9700.0	106	42318	No
155	GOM_NL__2PRFIN20100404_114919_000000552088_00181_42319_2613.N1	04-APR-2010 11:49:19	Dark	55.000	38	20Eps Sgr	1.8360	11000.	110	42319	No
156	GOM_NL__2PRFIN20100404_115256_000000542088_00181_42319_2614.N1	04-APR-2010 11:52:56	Dark	53.500	40	The Sco	1.8590	7100.0	107	42319	No
157	GOM_NL__2PRFIN20100404_115608_000000402088_00181_42319_2615.N1	04-APR-2010 11:56:08	Dark	40.000	134	Bet TrA	2.8100	6600.0	80	42319	No
158	GOM_NL__2PRFIN20100404_120136_000000452088_00181_42319_2616.N1	04-APR-2010 12:01:36	Straylight	44.500	78	Alp Lup	2.3040	28000.	89	42319	No
159	GOM_NL__2PRFIN20100404_120313_000000462088_00181_42319_2617.N1	04-APR-2010 12:03:13	Straylight	46.000	81	Eta Cen	2.3560	28000.	92	42319	No
160	GOM_NL__2PRFIN20100404_120551_000000502088_00181_42319_2618.N1	04-APR-2010 12:05:51	Straylight	50.000	54	5The Cen	2.0550	4500.0	100	42319	No



161	GOM_NL__2PRFIN20100404_121138_000000462088_00181_42319_2619.N1	04-APR-2010 12:11:38	Tw_i_and_stray	46.000	106	9Bet Crv	2.6480	5600.0	92	42319	No
162	GOM_NL__2PRFIN20100404_121333_000000442088_00181_42319_2620.N1	04-APR-2010 12:13:33	Tw_i_and_stray	43.500	100	4Gam Crv	2.5800	13100.	87	42319	No
163	GOM_NL__2PRFIN20100404_121516_000000662088_00181_42319_2621.N1	04-APR-2010 12:15:16	Bright	66.000	15	67Alp Vir	0.97600	28000.	132	42319	No
164	GOM_NL__2PRFIN20100404_121827_000000412088_00181_42319_2622.N1	04-APR-2010 12:18:27	Bright	41.000	121	29Gam Vir	2.7400	7200.0	82	42319	No
165	GOM_NL__2PRFIN20100404_122305_000000372088_00181_42319_2623.N1	04-APR-2010 12:23:05	Bright	37.000	62	94Bet Leo	2.1360	9700.0	74	42319	No
166	GOM_NL__2PRFIN20100404_123121_000000442088_00181_42319_2624.N1	04-APR-2010 12:31:21	Bright	43.500	152	12Alp2CVn	2.8900	11000.	87	42319	No
167	GOM_NL__2PRFIN20100404_123427_000000382088_00181_42319_2625.N1	04-APR-2010 12:34:27	Bright	38.000	87	64Gam UMa	2.4330	11000.	76	42319	No
168	GOM_NL__2PRFIN20100404_123608_000000402088_00181_42319_2626.N1	04-APR-2010 12:36:08	Bright	39.500	32	77Eps UMa	1.7630	11000.	79	42319	No
169	GOM_NL__2PRFIN20100404_124230_000000382088_00181_42319_2627.N1	04-APR-2010 12:42:30	Bright	38.000	60	7Bet UMi	2.0810	3950.0	76	42319	No
170	GOM_NL__2PRFIN20100404_125207_000000362088_00181_42319_2628.N1	04-APR-2010 12:52:07	Bright	36.000	89	5Alp Cep	2.4510	8000.0	72	42319	No
171	GOM_NL__2PRFIN20100404_125700_000000472088_00181_42319_2629.N1	04-APR-2010 12:57:00	Bright	47.000	144	18Del Cyg	2.8600	11000.	94	42319	No
172	GOM_NL__2PRFIN20100404_125900_000000472088_00181_42319_2630.N1	04-APR-2010 12:59:00	Bright	46.500	66	37Gam Cyg	2.2080	5900.0	93	42319	No
173	GOM_NL__2PRFIN20100404_130108_000000452088_00181_42319_2631.N1	04-APR-2010 13:01:08	Bright	44.500	92	53Eps Cyg	2.5000	4500.0	89	42319	No
174	GOM_NL__2PRFIN20100404_130749_000000452088_00181_42319_2632.N1	04-APR-2010 13:07:49	Tw_i_and_stray	45.000	61	8Eps Peg	2.1000	3900.0	90	42319	No
175	GOM_NL__2PRFIN20100404_131229_000000432088_00181_42319_2633.N1	04-APR-2010 13:12:29	Dark	43.000	154	22Bet Aqr	2.8990	5700.0	86	42319	No
176	GOM_NL__2PRFIN20100404_132620_000000542088_00181_42319_2634.N1	04-APR-2010 13:26:20	Dark	54.000	103	38Zet Sgr	2.6000	9700.0	108	42319	No
177	GOM_NL__2PRFIN20100404_132956_000000552088_00182_42320_2621.N1	04-APR-2010 13:29:56	Dark	55.000	38	20Eps Sgr	1.8360	11000.	110	42320	No
178	GOM_NL__2PRFIN20100404_133333_000000502088_00182_42320_2622.N1	04-APR-2010 13:33:33	Dark	50.000	40	The Sco	1.8590	7100.0	100	42320	No
179	GOM_NL__2PRFIN20100404_133645_000000412088_00182_42320_2623.N1	04-APR-2010 13:36:45	Dark	40.500	134	Bet TrA	2.8100	6600.0	81	42320	No
180	GOM_NL__2PRFIN20100404_134213_000000422088_00182_42320_2624.N1	04-APR-2010 13:42:13	Straylight	41.500	78	Alp Lup	2.3040	28000.	83	42320	No
181	GOM_NL__2PRFIN20100404_134349_000000482088_00182_42320_2625.N1	04-APR-2010 13:43:49	Straylight	47.500	81	Eta Cen	2.3560	28000.	95	42320	No
182	GOM_NL__2PRFIN20100404_134628_000000522088_00182_42320_2626.N1	04-APR-2010 13:46:28	Straylight	51.500	54	5The Cen	2.0550	4500.0	103	42320	No
183	GOM_NL__2PRFIN20100404_135214_000000472088_00182_42320_2627.N1	04-APR-2010 13:52:14	Tw_i_and_stray	47.000	106	9Bet Crv	2.6480	5600.0	94	42320	No
184	GOM_NL__2PRFIN20100404_135409_000000422088_00182_42320_2628.N1	04-APR-2010 13:54:09	Tw_i_and_stray	41.500	100	4Gam Crv	2.5800	13100.	83	42320	No
185	GOM_NL__2PRFIN20100404_135552_000000602088_00182_42320_2629.N1	04-APR-2010 13:55:52	Bright	59.500	15	67Alp Vir	0.97600	28000.	119	42320	No
186	GOM_NL__2PRFIN20100404_135902_000000432088_00182_42320_2630.N1	04-APR-2010 13:59:02	Bright	42.500	121	29Gam Vir	2.7400	7200.0	85	42320	No
187	GOM_NL__2PRFIN20100404_140341_000000382088_00182_42320_2631.N1	04-APR-2010 14:03:41	Bright	38.000	62	94Bet Leo	2.1360	9700.0	76	42320	No
188	GOM_NL__2PRFIN20100404_141156_000000452088_00182_42320_2632.N1	04-APR-2010 14:11:56	Bright	44.500	152	12Alp2CVn	2.8900	11000.	89	42320	No
189	GOM_NL__2PRFIN20100404_141502_000000382088_00182_42320_2633.N1	04-APR-2010 14:15:02	Bright	37.500	87	64Gam UMa	2.4330	11000.	75	42320	No
190	GOM_NL__2PRFIN20100404_141643_000000402088_00182_42320_2634.N1	04-APR-2010 14:16:43	Bright	40.000	32	77Eps UMa	1.7630	11000.	80	42320	No
191	GOM_NL__2PRFIN20100404_142306_000000362088_00182_42320_2635.N1	04-APR-2010 14:23:06	Bright	35.500	60	7Bet UMi	2.0810	3950.0	71	42320	No
192	GOM_NL__2PRFIN20100404_143243_000000352088_00182_42320_2636.N1	04-APR-2010 14:32:43	Bright	35.000	89	5Alp Cep	2.4510	8000.0	70	42320	No
193	GOM_NL__2PRFIN20100404_143736_000000472088_00182_42320_2637.N1	04-APR-2010 14:37:36	Bright	47.000	144	18Del Cyg	2.8600	11000.	94	42320	No
194	GOM_NL__2PRFIN20100404_143937_000000612088_00182_42320_2638.N1	04-APR-2010 14:39:37	Bright	61.000	66	37Gam Cyg	2.2080	5900.0	122	42320	No
195	GOM_NL__2PRFIN20100404_144144_000000472088_00182_42320_2639.N1	04-APR-2010 14:41:44	Bright	47.000	92	53Eps Cyg	2.5000	4500.0	94	42320	No
196	GOM_NL__2PRFIN20100404_144825_000000482088_00182_42320_2640.N1	04-APR-2010 14:48:25	Tw_i_and_stray	47.500	61	8Eps Peg	2.1000	3900.0	95	42320	No
197	GOM_NL__2PRFIN20100404_145306_000000442088_00182_42320_2641.N1	04-APR-2010 14:53:06	Dark	44.000	154	22Bet Aqr	2.8990	5700.0	88	42320	No
198	GOM_NL__2PRFIN20100404_150657_000000522088_00182_42320_2642.N1	04-APR-2010 15:06:57	Dark	52.000	103	38Zet Sgr	2.6000	9700.0	104	42320	No
199	GOM_NL__2PRFIN20100404_151034_000000562088_00183_42321_2649.N1	04-APR-2010 15:10:34	Dark	55.500	38	20Eps Sgr	1.8360	11000.	111	42321	No
200	GOM_NL__2PRFIN20100404_151411_000000562088_00183_42321_2650.N1	04-APR-2010 15:14:11	Dark	56.000	40	The Sco	1.8590	7100.0	112	42321	No
201	GOM_NL__2PRFIN20100404_151721_000000402088_00183_42321_2651.N1	04-APR-2010 15:17:21	Dark	39.500	134	Bet TrA	2.8100	6600.0	79	42321	No
202	GOM_NL__2PRFIN20100404_152249_000000432088_00183_42321_2652.N1	04-APR-2010 15:22:49	Straylight	42.500	78	Alp Lup	2.3040	28000.	85	42321	No
203	GOM_NL__2PRFIN20100404_152426_000000492088_00183_42321_2653.N1	04-APR-2010 15:24:26	Straylight	48.500	81	Eta Cen	2.3560	28000.	97	42321	No
204	GOM_NL__2PRFIN20100404_152705_000000512088_00183_42321_2654.N1	04-APR-2010 15:27:05	Straylight	50.500	54	5The Cen	2.0550	4500.0	101	42321	No
205	GOM_NL__2PRFIN20100404_153250_000000452088_00183_42321_2655.N1	04-APR-2010 15:32:50	Tw_i_and_stray	45.000	106	9Bet Crv	2.6480	5600.0	90	42321	No
206	GOM_NL__2PRFIN20100404_153445_000000432088_00183_42321_2656.N1	04-APR-2010 15:34:45	Tw_i_and_stray	43.000	100	4Gam Crv	2.5800	13100.	86	42321	No
207	GOM_NL__2PRFIN20100404_153627_000000632088_00183_42321_2657.N1	04-APR-2010 15:36:27	Bright	62.500	15	67Alp Vir	0.97600	28000.	125	42321	No
208	GOM_NL__2PRFIN20100404_153938_000000442088_00183_42321_2658.N1	04-APR-2010 15:39:38	Bright	43.500	121	29Gam Vir	2.7400	7200.0	87	42321	No
209	GOM_NL__2PRFIN20100404_154417_000000382088_00183_42321_2659.N1	04-APR-2010 15:44:17	Bright	37.500	62	94Bet Leo	2.1360	9700.0	75	42321	No
210	GOM_NL__2PRFIN20100404_155231_000000422088_00183_42321_2660.N1	04-APR-2010 15:52:31	Bright	41.500	152	12Alp2CVn	2.8900	11000.	83	42321	No
211	GOM_NL__2PRFIN20100404_155538_000000382088_00183_42321_2661.N1	04-APR-2010 15:55:38	Bright	38.000	87	64Gam UMa	2.4330	11000.	76	42321	No
212	GOM_NL__2PRFIN20100404_155719_000000412088_00183_42321_2662.N1	04-APR-2010 15:57:19	Bright	41.000	32	77Eps UMa	1.7630	11000.	82	42321	No
213	GOM_NL__2PRFIN20100404_160342_000000372088_00183_42321_2663.N1	04-APR-2010 16:03:42	Bright	36.500	60	7Bet UMi	2.0810	3950.0	73	42321	No
214	GOM_NL__2PRFIN20100404_161319_000000392088_00183_42321_2664.N1	04-APR-2010 16:13:19	Bright	38.500	89	5Alp Cep	2.4510	8000.0	77	42321	No
215	GOM_NL__2PRFIN20100404_161811_000000462088_00183_42321_2665.N1	04-APR-2010 16:18:11	Bright	46.000	144	18Del Cyg	2.8600	11000.	92	42321	No
216	GOM_NL__2PRFIN20100404_162012_000000482088_00183_42321_2666.N1	04-APR-2010 16:20:12	Bright	48.000	66	37Gam Cyg	2.2080	5900.0	96	42321	No
217	GOM_NL__2PRFIN20100404_162220_000000462088_00183_42321_2667.N1	04-APR-2010 16:22:20	Bright	46.000	92	53Eps Cyg	2.5000	4500.0	92	42321	No
218	GOM_NL__2PRFIN20100404_162902_000000472088_00183_42321_2668.N1	04-APR-2010 16:29:02	Tw_i_and_stray	47.000	61	8Eps Peg	2.1000	3900.0	94	42321	No
219	GOM_NL__2PRFIN20100404_163342_000000462088_00183_42321_2669.N1	04-APR-2010 16:33:42	Dark	45.500	154	22Bet Aqr	2.8990	5700.0	91	42321	No



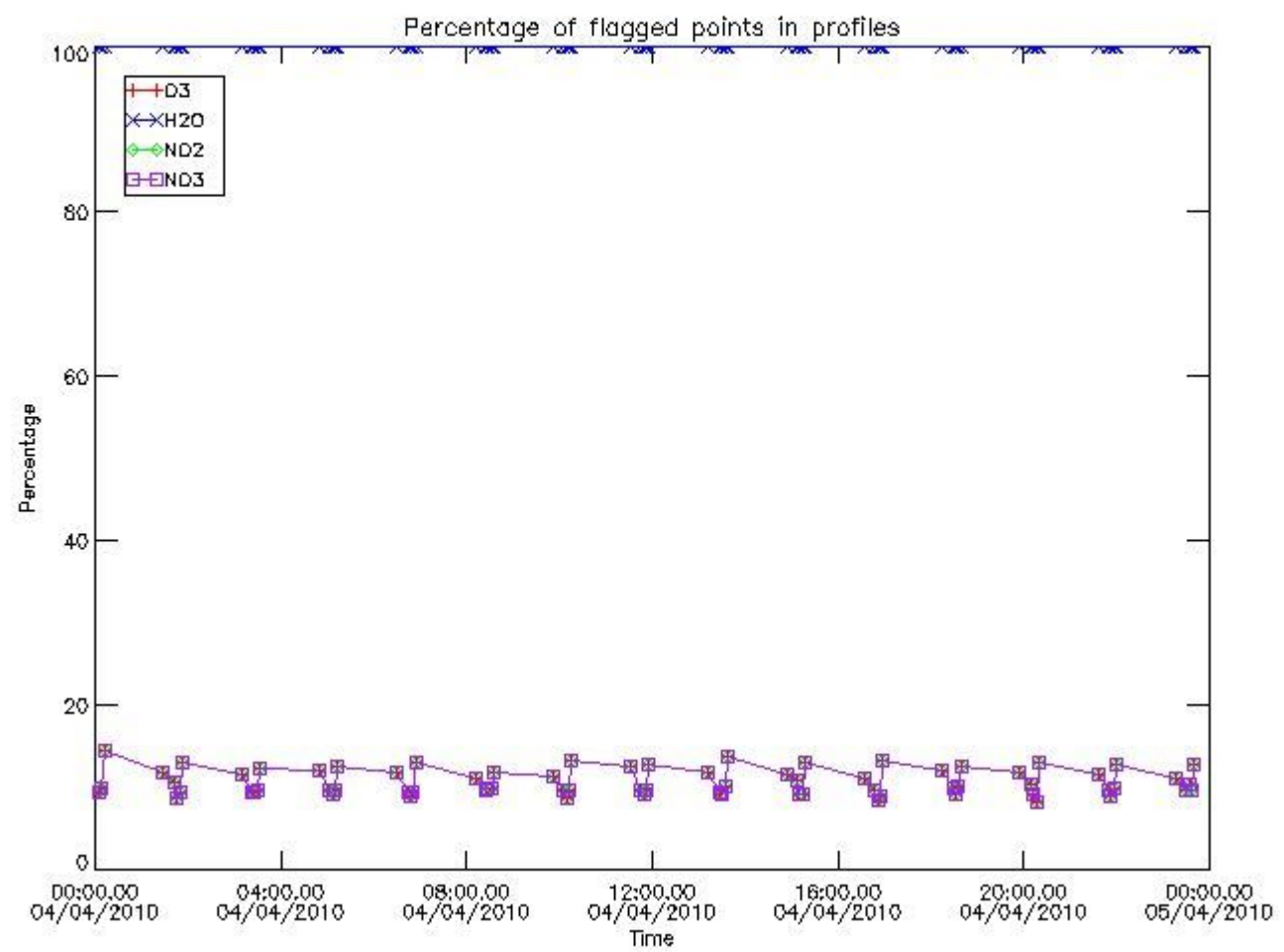
220	GOM_NL__2PRFIN20100404_164735_000000542088_00183_42321_2670.N1	04-APR-2010 16:47:35	Dark	53.500	103	38Zet Sgr	2.6000	9700.0	107	42321	No
221	GOM_NL__2PRFIN20100404_165112_000000602088_00184_42322_2657.N1	04-APR-2010 16:51:12	Dark	60.000	38	20Eps Sgr	1.8360	11000.	120	42322	No
222	GOM_NL__2PRFIN20100404_165448_000000572088_00184_42322_2658.N1	04-APR-2010 16:54:48	Dark	56.500	40	The Sco	1.8590	7100.0	113	42322	No
223	GOM_NL__2PRFIN20100404_165758_000000392088_00184_42322_2659.N1	04-APR-2010 16:57:58	Dark	38.500	134	Bet TrA	2.8100	6600.0	77	42322	No
224	GOM_NL__2PRFIN20100404_170326_000000442088_00184_42322_2660.N1	04-APR-2010 17:03:26	Straylight	44.000	78	Alp Lup	2.3040	28000.	88	42322	No
225	GOM_NL__2PRFIN20100404_170502_000000472088_00184_42322_2661.N1	04-APR-2010 17:05:02	Straylight	47.000	81	Eta Cen	2.3560	28000.	94	42322	No
226	GOM_NL__2PRFIN20100404_170741_000000512088_00184_42322_2662.N1	04-APR-2010 17:07:41	Straylight	51.000	54	5The Cen	2.0550	4500.0	102	42322	No
227	GOM_NL__2PRFIN20100404_171326_000000472088_00184_42322_2663.N1	04-APR-2010 17:13:26	Tw_i_and_stray	47.000	106	9Bet Crv	2.6480	5600.0	94	42322	No
228	GOM_NL__2PRFIN20100404_171521_000000432088_00184_42322_2664.N1	04-APR-2010 17:15:21	Tw_i_and_stray	43.000	100	4Gam Crv	2.5800	13100.	86	42322	No
229	GOM_NL__2PRFIN20100404_171704_000000592088_00184_42322_2665.N1	04-APR-2010 17:17:04	Bright	59.000	15	67Alp Vir	0.97600	28000.	118	42322	No
230	GOM_NL__2PRFIN20100404_172014_000000442088_00184_42322_2666.N1	04-APR-2010 17:20:14	Bright	43.500	121	29Gam Vir	2.7400	7200.0	87	42322	No
231	GOM_NL__2PRFIN20100404_172453_000000382088_00184_42322_2667.N1	04-APR-2010 17:24:53	Bright	37.500	62	94Bet Leo	2.1360	9700.0	75	42322	No
232	GOM_NL__2PRFIN20100404_173307_000000412088_00184_42322_2668.N1	04-APR-2010 17:33:07	Bright	41.000	152	12Alp2CVn	2.8900	11000.	82	42322	No
233	GOM_NL__2PRFIN20100404_173614_000000382088_00184_42322_2669.N1	04-APR-2010 17:36:14	Bright	38.000	87	64Gam UMa	2.4330	11000.	76	42322	No
234	GOM_NL__2PRFIN20100404_173754_000000412088_00184_42322_2670.N1	04-APR-2010 17:37:54	Bright	41.000	32	77Eps UMa	1.7630	11000.	82	42322	No
235	GOM_NL__2PRFIN20100404_174417_000000372088_00184_42322_2671.N1	04-APR-2010 17:44:17	Bright	36.500	60	7Bet UMi	2.0810	3950.0	73	42322	No
236	GOM_NL__2PRFIN20100404_175355_000000372088_00184_42322_2672.N1	04-APR-2010 17:53:55	Bright	37.000	89	5Alp Cep	2.4510	8000.0	74	42322	No
237	GOM_NL__2PRFIN20100404_175847_000000412088_00184_42322_2673.N1	04-APR-2010 17:58:47	Bright	41.000	144	18Del Cyg	2.8600	11000.	82	42322	No
238	GOM_NL__2PRFIN20100404_180048_000000472088_00184_42322_2674.N1	04-APR-2010 18:00:48	Bright	46.500	66	37Gam Cyg	2.2080	5900.0	93	42322	No
239	GOM_NL__2PRFIN20100404_180256_000000442088_00184_42322_2675.N1	04-APR-2010 18:02:56	Bright	44.000	92	53Eps Cyg	2.5000	4500.0	88	42322	No
240	GOM_NL__2PRFIN20100404_180938_000000472088_00184_42322_2676.N1	04-APR-2010 18:09:38	Tw_i_and_stray	46.500	61	8Eps Peg	2.1000	3900.0	93	42322	No
241	GOM_NL__2PRFIN20100404_181418_000000472088_00184_42322_2677.N1	04-APR-2010 18:14:18	Dark	46.500	154	22Bet Aqr	2.8990	5700.0	93	42322	No
242	GOM_NL__2PRFIN20100404_182812_000000522088_00184_42322_2678.N1	04-APR-2010 18:28:12	Dark	51.500	103	38Zet Sgr	2.6000	9700.0	103	42322	No
243	GOM_NL__2PRFIN20100404_183149_000000562088_00185_42323_2665.N1	04-APR-2010 18:31:49	Dark	56.000	38	20Eps Sgr	1.8360	11000.	112	42323	No
244	GOM_NL__2PRFIN20100404_183525_000000502088_00185_42323_2666.N1	04-APR-2010 18:35:25	Dark	50.000	40	The Sco	1.8590	7100.0	100	42323	No
245	GOM_NL__2PRFIN20100404_183834_000000412088_00185_42323_2667.N1	04-APR-2010 18:38:34	Dark	40.500	134	Bet TrA	2.8100	6600.0	81	42323	No
246	GOM_NL__2PRFIN20100404_184402_000000462088_00185_42323_2668.N1	04-APR-2010 18:44:02	Straylight	45.500	78	Alp Lup	2.3040	28000.	91	42323	No
247	GOM_NL__2PRFIN20100404_184539_000000452088_00185_42323_2669.N1	04-APR-2010 18:45:39	Straylight	45.000	81	Eta Cen	2.3560	28000.	90	42323	No
248	GOM_NL__2PRFIN20100404_184817_000000532088_00185_42323_2670.N1	04-APR-2010 18:48:17	Straylight	53.000	54	5The Cen	2.0550	4500.0	106	42323	No
249	GOM_NL__2PRFIN20100404_185402_000000462088_00185_42323_2671.N1	04-APR-2010 18:54:02	Tw_i_and_stray	46.000	106	9Bet Crv	2.6480	5600.0	92	42323	No
250	GOM_NL__2PRFIN20100404_185557_000000402088_00185_42323_2672.N1	04-APR-2010 18:55:57	Tw_i_and_stray	40.000	100	4Gam Crv	2.5800	13100.	80	42323	No
251	GOM_NL__2PRFIN20100404_185740_000000642088_00185_42323_2673.N1	04-APR-2010 18:57:40	Bright	63.500	15	67Alp Vir	0.97600	28000.	127	42323	No
252	GOM_NL__2PRFIN20100404_190050_000000422088_00185_42323_2674.N1	04-APR-2010 19:00:50	Bright	41.500	121	29Gam Vir	2.7400	7200.0	83	42323	No
253	GOM_NL__2PRFIN20100404_190529_000000392088_00185_42323_2675.N1	04-APR-2010 19:05:29	Bright	38.500	62	94Bet Leo	2.1360	9700.0	77	42323	No
254	GOM_NL__2PRFIN20100404_191343_000000412088_00185_42323_2676.N1	04-APR-2010 19:13:43	Bright	40.500	152	12Alp2CVn	2.8900	11000.	81	42323	No
255	GOM_NL__2PRFIN20100404_191650_000000372088_00185_42323_2677.N1	04-APR-2010 19:16:50	Bright	36.500	87	64Gam UMa	2.4330	11000.	73	42323	No
256	GOM_NL__2PRFIN20100404_191830_000000412088_00185_42323_2678.N1	04-APR-2010 19:18:30	Bright	41.000	32	77Eps UMa	1.7630	11000.	82	42323	No
257	GOM_NL__2PRFIN20100404_192453_000000512088_00185_42323_2679.N1	04-APR-2010 19:24:53	Bright	51.000	60	7Bet UMi	2.0810	3950.0	102	42323	No
258	GOM_NL__2PRFIN20100404_193431_000000392088_00185_42323_2680.N1	04-APR-2010 19:34:31	Bright	38.500	89	5Alp Cep	2.4510	8000.0	77	42323	No
259	GOM_NL__2PRFIN20100404_193923_000000412088_00185_42323_2681.N1	04-APR-2010 19:39:23	Bright	41.000	144	18Del Cyg	2.8600	11000.	82	42323	No
260	GOM_NL__2PRFIN20100404_194125_000000482088_00185_42323_2682.N1	04-APR-2010 19:41:25	Bright	47.500	66	37Gam Cyg	2.2080	5900.0	95	42323	No
261	GOM_NL__2PRFIN20100404_194332_000000462088_00185_42323_2683.N1	04-APR-2010 19:43:32	Bright	45.500	92	53Eps Cyg	2.5000	4500.0	91	42323	No
262	GOM_NL__2PRFIN20100404_195014_000000462088_00185_42323_2684.N1	04-APR-2010 19:50:14	Tw_i_and_stray	46.000	61	8Eps Peg	2.1000	3900.0	92	42323	No
263	GOM_NL__2PRFIN20100404_195455_000000472088_00185_42323_2685.N1	04-APR-2010 19:54:55	Dark	47.000	154	22Bet Aqr	2.8990	5700.0	94	42323	No
264	GOM_NL__2PRFIN20100404_200849_000000552088_00185_42323_2686.N1	04-APR-2010 20:08:49	Dark	54.500	103	38Zet Sgr	2.6000	9700.0	109	42323	No
265	GOM_NL__2PRFIN20100404_201226_000000562088_00186_42324_2673.N1	04-APR-2010 20:12:26	Dark	56.000	38	20Eps Sgr	1.8360	11000.	112	42324	No
266	GOM_NL__2PRFIN20100404_201602_000000622088_00186_42324_2674.N1	04-APR-2010 20:16:02	Dark	62.000	40	The Sco	1.8590	7100.0	124	42324	No
267	GOM_NL__2PRFIN20100404_201911_000000402088_00186_42324_2675.N1	04-APR-2010 20:19:11	Dark	39.500	134	Bet TrA	2.8100	6600.0	79	42324	No
268	GOM_NL__2PRFIN20100404_202439_000000462088_00186_42324_2676.N1	04-APR-2010 20:24:39	Straylight	45.500	78	Alp Lup	2.3040	28000.	91	42324	No
269	GOM_NL__2PRFIN20100404_202615_000000482088_00186_42324_2677.N1	04-APR-2010 20:26:15	Straylight	48.000	81	Eta Cen	2.3560	28000.	96	42324	No
270	GOM_NL__2PRFIN20100404_202854_000000522088_00186_42324_2678.N1	04-APR-2010 20:28:54	Straylight	52.000	54	5The Cen	2.0550	4500.0	104	42324	No
271	GOM_NL__2PRFIN20100404_203438_000000432088_00186_42324_2679.N1	04-APR-2010 20:34:38	Tw_i_and_stray	42.500	106	9Bet Crv	2.6480	5600.0	85	42324	No
272	GOM_NL__2PRFIN20100404_203634_000000432088_00186_42324_2680.N1	04-APR-2010 20:36:34	Tw_i_and_stray	42.500	100	4Gam Crv	2.5800	13100.	85	42324	No
273	GOM_NL__2PRFIN20100404_203816_000000652088_00186_42324_2681.N1	04-APR-2010 20:38:16	Bright	64.500	15	67Alp Vir	0.97600	28000.	129	42324	No
274	GOM_NL__2PRFIN20100404_204126_000000422088_00186_42324_2682.N1	04-APR-2010 20:41:26	Bright	42.000	121	29Gam Vir	2.7400	7200.0	84	42324	No
275	GOM_NL__2PRFIN20100404_204604_000000382088_00186_42324_2683.N1	04-APR-2010 20:46:04	Bright	38.000	62	94Bet Leo	2.1360	9700.0	76	42324	No
276	GOM_NL__2PRFIN20100404_205418_000000412088_00186_42324_2684.N1	04-APR-2010 20:54:18	Bright	41.000	152	12Alp2CVn	2.8900	11000.	82	42324	No
277	GOM_NL__2PRFIN20100404_205725_000000362088_00186_42324_2685.N1	04-APR-2010 20:57:25	Bright	35.500	87	64Gam UMa	2.4330	11000.	71	42324	No
278	GOM_NL__2PRFIN20100404_205906_000000402088_00186_42324_2686.N1	04-APR-2010 20:59:06	Bright	39.500	32	77Eps UMa	1.7630	11000.	79	42324	No

279	GOM_NL__2PRFIN20100404_210529_000000402088_00186_42324_2687.N1	04-APR-2010 21:05:29	Bright	39.500	60	7Bet UMi	2.0810	3950.0	79	42324	No
280	GOM_NL__2PRFIN20100404_211506_000000372088_00186_42324_2688.N1	04-APR-2010 21:15:06	Bright	37.000	89	5Alp Cep	2.4510	8000.0	74	42324	No
281	GOM_NL__2PRFIN20100404_211959_000000352088_00186_42324_2689.N1	04-APR-2010 21:19:59	Bright	35.000	144	18Del Cyg	2.8600	11000.	70	42324	No
282	GOM_NL__2PRFIN20100404_212200_000000482088_00186_42324_2690.N1	04-APR-2010 21:22:00	Bright	48.000	66	37Gam Cyg	2.2080	5900.0	96	42324	No
283	GOM_NL__2PRFIN20100404_212408_000000452088_00186_42324_2691.N1	04-APR-2010 21:24:08	Bright	44.500	92	53Eps Cyg	2.5000	4500.0	89	42324	No
284	GOM_NL__2PRFIN20100404_213050_000000482088_00186_42324_2692.N1	04-APR-2010 21:30:50	Twilight	47.500	61	8Eps Peg	2.1000	3900.0	95	42324	No
285	GOM_NL__2PRFIN20100404_213531_000000442088_00186_42324_2693.N1	04-APR-2010 21:35:31	Dark	43.500	154	22Bet Aqr	2.8990	5700.0	87	42324	No
286	GOM_NL__2PRFIN20100404_214926_000000542088_00186_42324_2694.N1	04-APR-2010 21:49:26	Dark	53.500	103	38Zet Sgr	2.6000	9700.0	107	42324	No
287	GOM_NL__2PRFIN20100404_215303_000000572088_00187_42325_2681.N1	04-APR-2010 21:53:03	Dark	57.000	38	20Eps Sgr	1.8360	11000.	114	42325	No
288	GOM_NL__2PRFIN20100404_215639_000000522088_00187_42325_2682.N1	04-APR-2010 21:56:39	Dark	52.000	40	The Sco	1.8590	7100.0	104	42325	No
289	GOM_NL__2PRFIN20100404_215947_000000402088_00187_42325_2683.N1	04-APR-2010 21:59:47	Dark	40.000	134	Bet TrA	2.8100	6600.0	80	42325	No
290	GOM_NL__2PRFIN20100404_220515_000000422088_00187_42325_2684.N1	04-APR-2010 22:05:15	Straylight	42.000	78	Alp Lup	2.3040	28000.	84	42325	No
291	GOM_NL__2PRFIN20100404_220652_000000482088_00187_42325_2685.N1	04-APR-2010 22:06:52	Straylight	48.000	81	Eta Cen	2.3560	28000.	96	42325	No
292	GOM_NL__2PRFIN20100404_220930_000000552088_00187_42325_2686.N1	04-APR-2010 22:09:30	Straylight	55.000	54	5The Cen	2.0550	4500.0	110	42325	No
293	GOM_NL__2PRFIN20100404_221514_000000452088_00187_42325_2687.N1	04-APR-2010 22:15:14	Twilight	45.000	106	9Bet Crv	2.6480	5600.0	90	42325	No
294	GOM_NL__2PRFIN20100404_221709_000000432088_00187_42325_2688.N1	04-APR-2010 22:17:09	Twilight	42.500	100	4Gam Crv	2.5800	13100.	85	42325	No
295	GOM_NL__2PRFIN20100404_221851_000000592088_00187_42325_2689.N1	04-APR-2010 22:18:51	Bright	59.000	15	67Alp Vir	0.97600	28000.	118	42325	No
296	GOM_NL__2PRFIN20100404_222202_000000432088_00187_42325_2690.N1	04-APR-2010 22:22:02	Bright	43.000	121	29Gam Vir	2.7400	7200.0	86	42325	No
297	GOM_NL__2PRFIN20100404_222640_000000382088_00187_42325_2691.N1	04-APR-2010 22:26:40	Bright	37.500	62	94Bet Leo	2.1360	9700.0	75	42325	No
298	GOM_NL__2PRFIN20100404_223453_000000422088_00187_42325_2692.N1	04-APR-2010 22:34:53	Bright	41.500	152	12Alp2CVn	2.8900	11000.	83	42325	No
299	GOM_NL__2PRFIN20100404_223801_000000362088_00187_42325_2693.N1	04-APR-2010 22:38:01	Bright	36.000	87	64Gam UMa	2.4330	11000.	72	42325	No
300	GOM_NL__2PRFIN20100404_223941_000000422088_00187_42325_2694.N1	04-APR-2010 22:39:41	Bright	41.500	32	77Eps UMa	1.7630	11000.	83	42325	No
301	GOM_NL__2PRFIN20100404_224604_000000382088_00187_42325_2695.N1	04-APR-2010 22:46:04	Bright	37.500	60	7Bet UMi	2.0810	3950.0	75	42325	No
302	GOM_NL__2PRFIN20100404_225542_000000392088_00187_42325_2696.N1	04-APR-2010 22:55:42	Bright	38.500	89	5Alp Cep	2.4510	8000.0	77	42325	No
303	GOM_NL__2PRFIN20100404_230034_000000352088_00187_42325_2697.N1	04-APR-2010 23:00:34	Bright	35.000	144	18Del Cyg	2.8600	11000.	70	42325	No
304	GOM_NL__2PRFIN20100404_230236_000000482088_00187_42325_2698.N1	04-APR-2010 23:02:36	Bright	47.500	66	37Gam Cyg	2.2080	5900.0	95	42325	No
305	GOM_NL__2PRFIN20100404_230444_000000452088_00187_42325_2699.N1	04-APR-2010 23:04:44	Bright	45.000	92	53Eps Cyg	2.5000	4500.0	90	42325	No
306	GOM_NL__2PRFIN20100404_231126_000000502088_00187_42325_2700.N1	04-APR-2010 23:11:26	Twilight	49.500	61	8Eps Peg	2.1000	3900.0	99	42325	No
307	GOM_NL__2PRFIN20100404_231607_000000452088_00187_42325_2701.N1	04-APR-2010 23:16:07	Dark	45.000	154	22Bet Aqr	2.8990	5700.0	90	42325	No
308	GOM_NL__2PRFIN20100404_233004_000000532088_00187_42325_2702.N1	04-APR-2010 23:30:04	Dark	53.000	103	38Zet Sgr	2.6000	9700.0	106	42325	No
309	GOM_NL__2PRFIN20100404_233340_000000542088_00188_42326_2689.N1	04-APR-2010 23:33:40	Dark	54.000	38	20Eps Sgr	1.8360	11000.	108	42326	No
310	GOM_NL__2PRFIN20100404_233716_000000532088_00188_42326_2690.N1	04-APR-2010 23:37:16	Dark	53.000	40	The Sco	1.8590	7100.0	106	42326	No
311	GOM_NL__2PRFIN20100404_234023_000000402088_00188_42326_2691.N1	04-APR-2010 23:40:23	Dark	40.000	134	Bet TrA	2.8100	6600.0	80	42326	No
312	GOM_NL__2PRFIN20100404_234552_000000442088_00188_42326_2692.N1	04-APR-2010 23:45:52	Straylight	43.500	78	Alp Lup	2.3040	28000.	87	42326	No
313	GOM_NL__2PRFIN20100404_234728_000000502088_00188_42326_2693.N1	04-APR-2010 23:47:28	Straylight	49.500	81	Eta Cen	2.3560	28000.	99	42326	No
314	GOM_NL__2PRFIN20100404_235006_000000512088_00188_42326_2694.N1	04-APR-2010 23:50:06	Straylight	50.500	54	5The Cen	2.0550	4500.0	101	42326	No
315	GOM_NL__2PRFIN20100404_235550_000000472088_00188_42326_2695.N1	04-APR-2010 23:55:50	Twilight	46.500	106	9Bet Crv	2.6480	5600.0	93	42326	No
316	GOM_NL__2PRFIN20100404_235745_000000422088_00188_42326_2696.N1	04-APR-2010 23:57:45	Twilight	42.000	100	4Gam Crv	2.5800	13100.	84	42326	No
317	GOM_NL__2PRFIN20100404_235927_000000592088_00188_42326_2697.N1	04-APR-2010 23:59:27	Bright	59.000	15	67Alp Vir	0.97600	28000.	118	42326	No

### 3. Quality information per product

In this section it is plotted some information contained in the Quality Summary data set of the level 2 products. Only products in dark limb conditions and without errors (error flag in the MPH set to "0") are used.

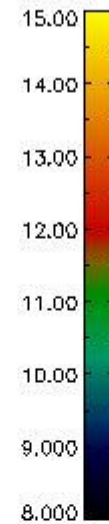
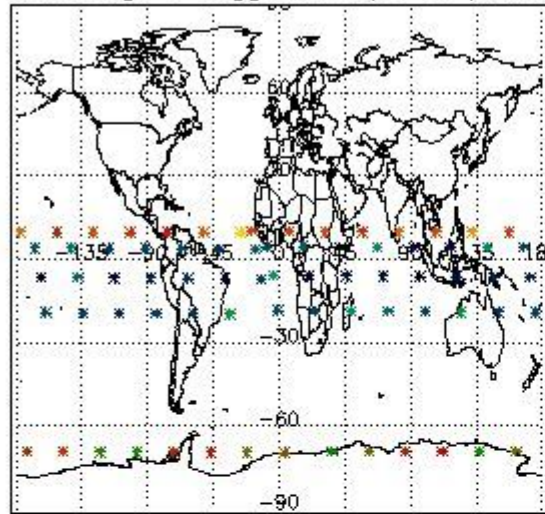
#### 3.1 Plot quality information per product (time dependant)



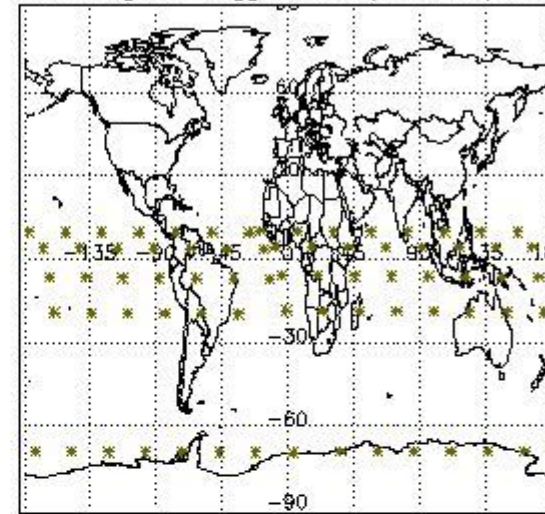
*3.2 Plot quality information per product (world map)*



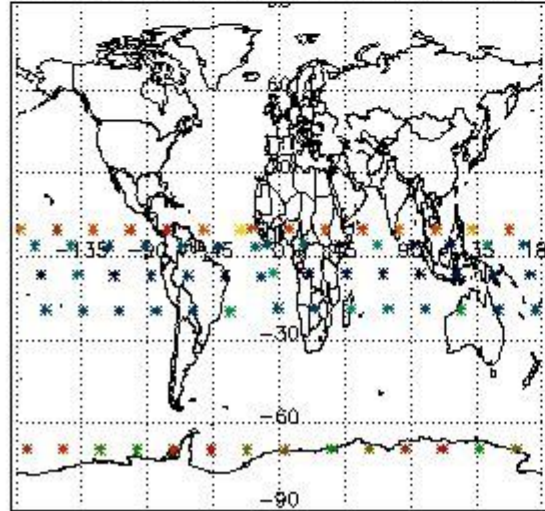
Percentage of flagged data per O3 profile



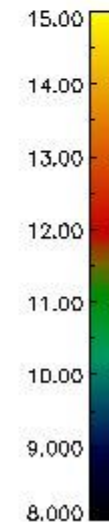
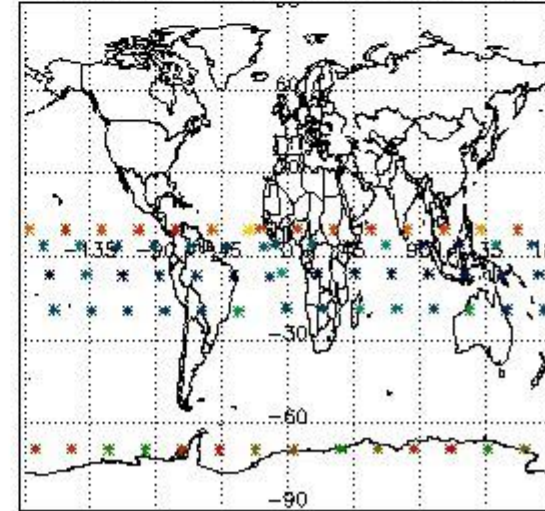
Percentage of flagged data per H2O profile



Percentage of flagged data per NO2 profile



Percentage of flagged data per NO3 profile



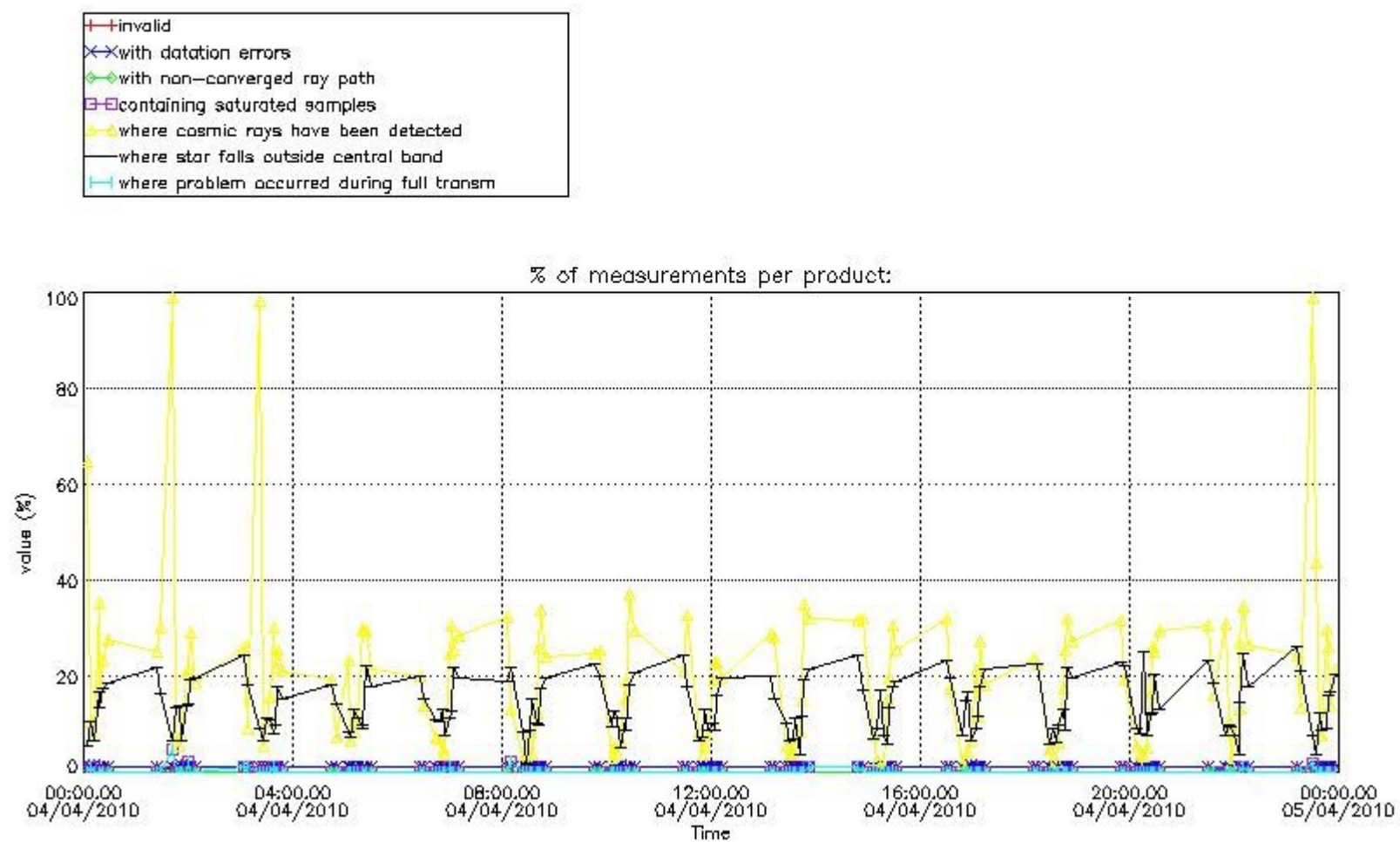
#### 4. Level 1 quality information per product

In this section it is plotted some information contained in the Quality Summary data set of the level 2 products that comes from the level 1b processing. Products without errors (error flag in the MPH set to "0") are used.

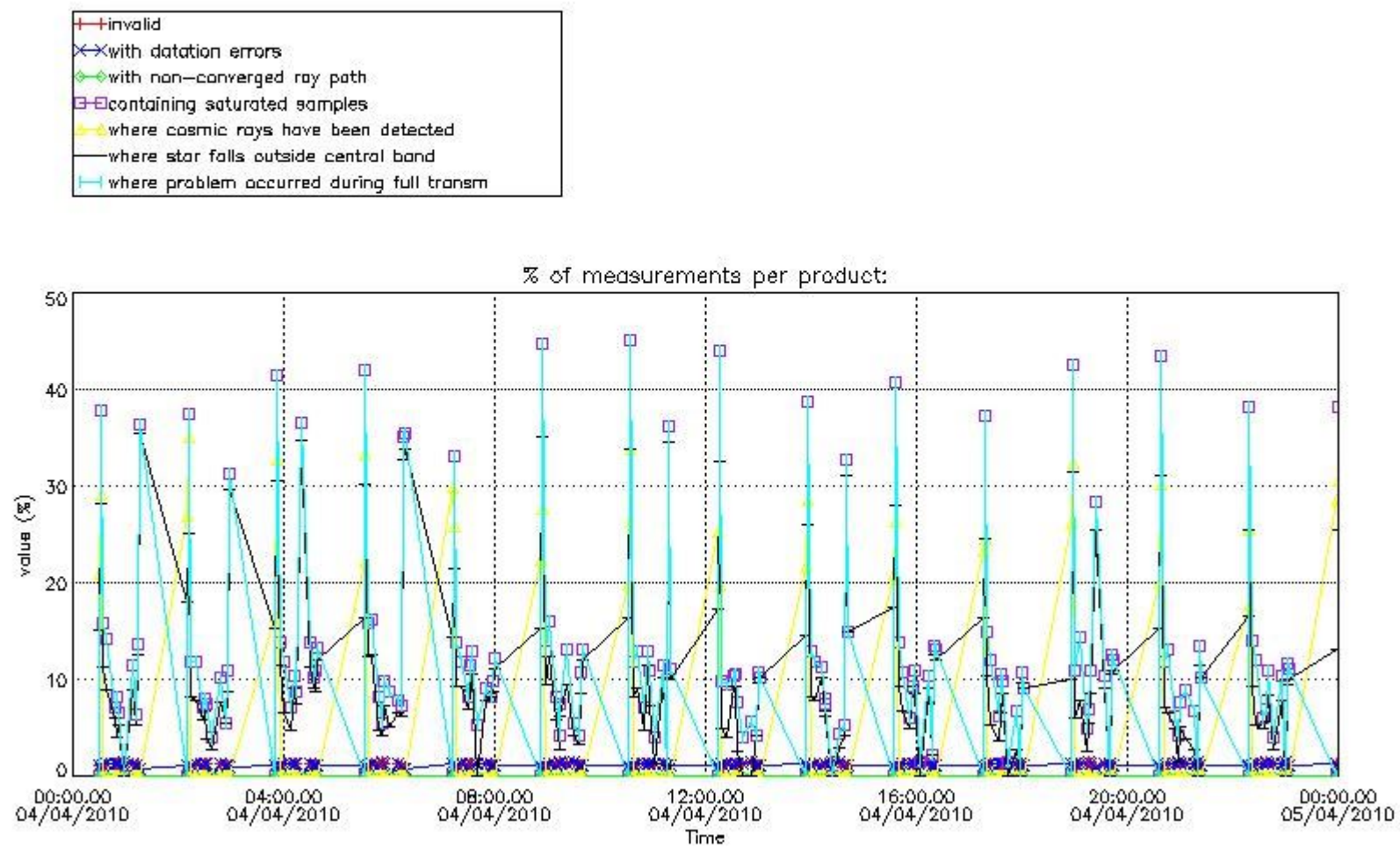
##### 4.1 Plot quality information per product (time dependant) coming from level 1b processing

###### 4.1.1 Plot level 1 quality information per product (time dependant): ENVISAT ASCENDING passes





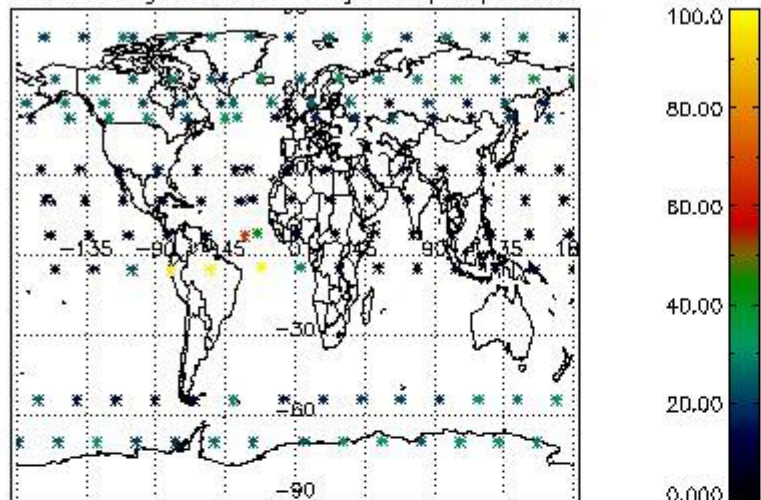
4.1.2 Plot level 1 quality information per product (time dependant): ENVI SAT DESCENDING passes



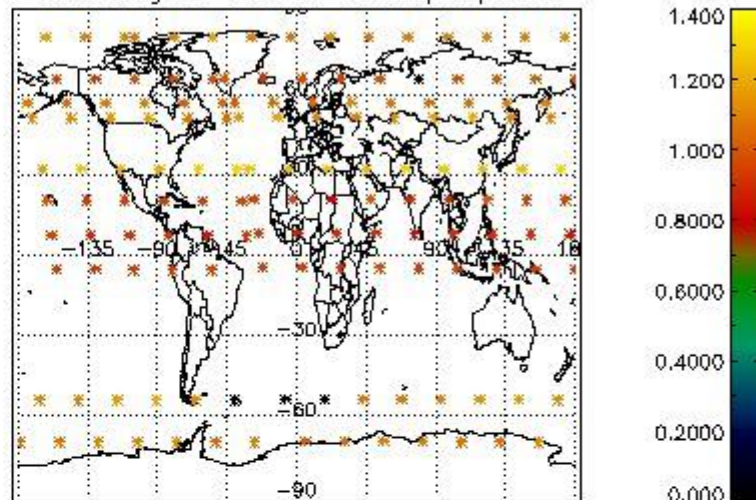
4.2 Plot quality information per product coming from level 1b processing (world map)

4.2.1 Plot level 1 quality information per product (world map): ENVISAT ASCENDING passes

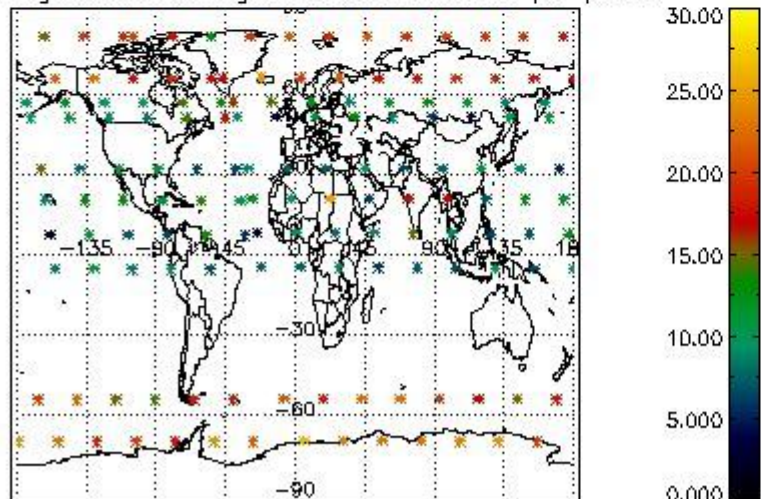
Percentage of cosmic ray hits per profile



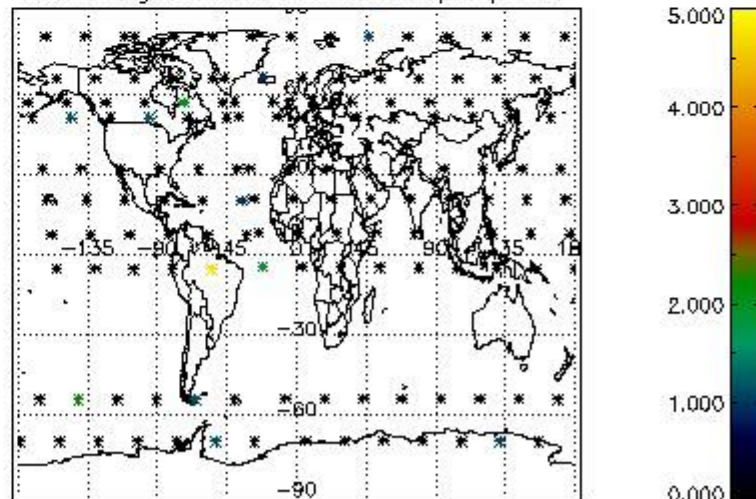
Percentage of datation errors per profile



Percentage of star falling outside central band per profile

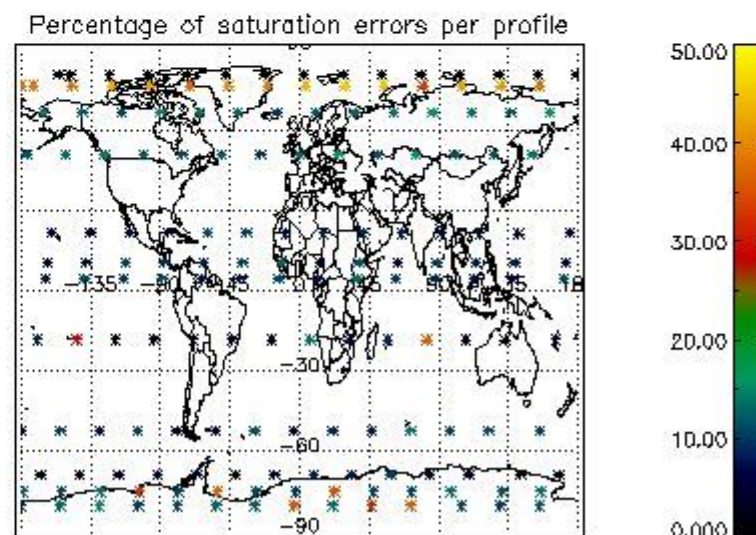
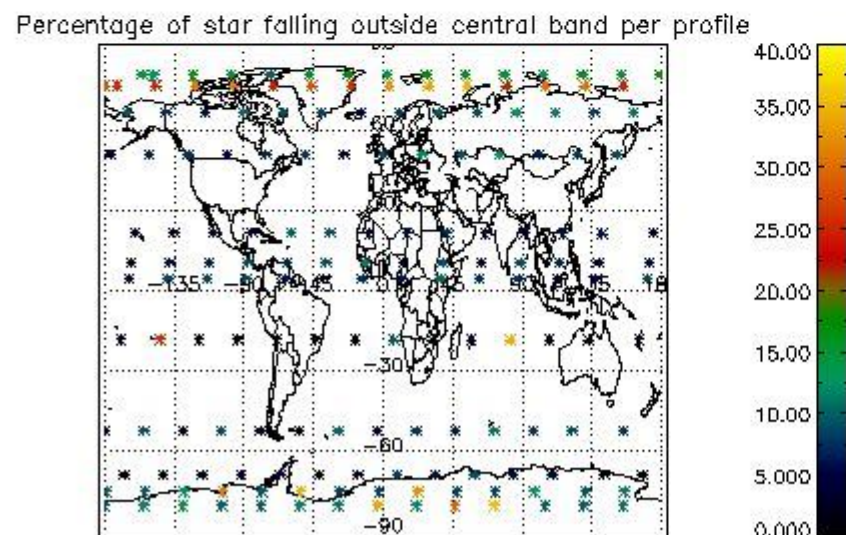
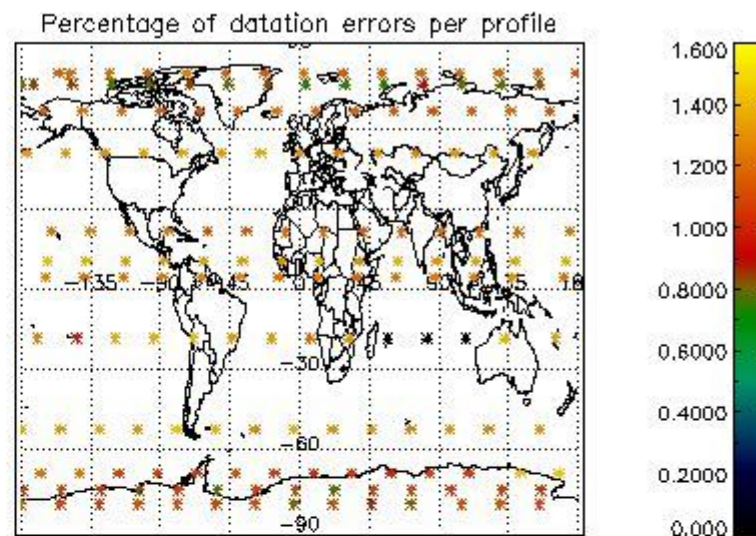
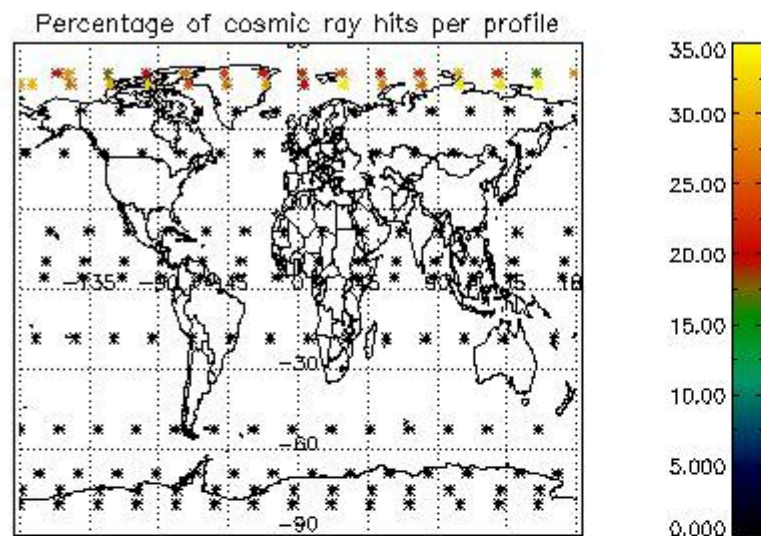


Percentage of saturation errors per profile



4.2.2 Plot level 1 quality information per product (world map): ENVISAT DESCENDING passes





## 5. Trace gas profiles

### 5.1 Ozone statistics based on quality of products

The final quality of the products can be "measured" using the STD (Standard Deviation) attached to every point profile. This information is written to the parameter GOM\_NL\_\_2P/NL\_LOCAL\_SPECIES\_DENSITY/o3\_std of the level 2 products. The table below shows the statistics for given STD ranges.

The statistics are given with respect to the overall valid production:

- Products without fatal errors: GOM\_NL\_\_2P/MPH/PRODUCT\_ERR=0
- Valid point profile: GOM\_NL\_\_2P/NL\_LOCAL\_SPECIES\_DENSITY/pcd(0)=0

The 'Criteria' is applied to valid points of dark limb products:

- Products in dark limb illumination condition: GOM\_NL\_\_2P/NL\_SUMMARY\_QUALITY/obs\_ill\_cond=0
- Products without fatal errors: GOM\_NL\_\_2P/MPH/PRODUCT\_ERR=0
- Valid point profile: GOM\_NL\_\_2P/NL\_LOCAL\_SPECIES\_DENSITY/pcd(0)=0

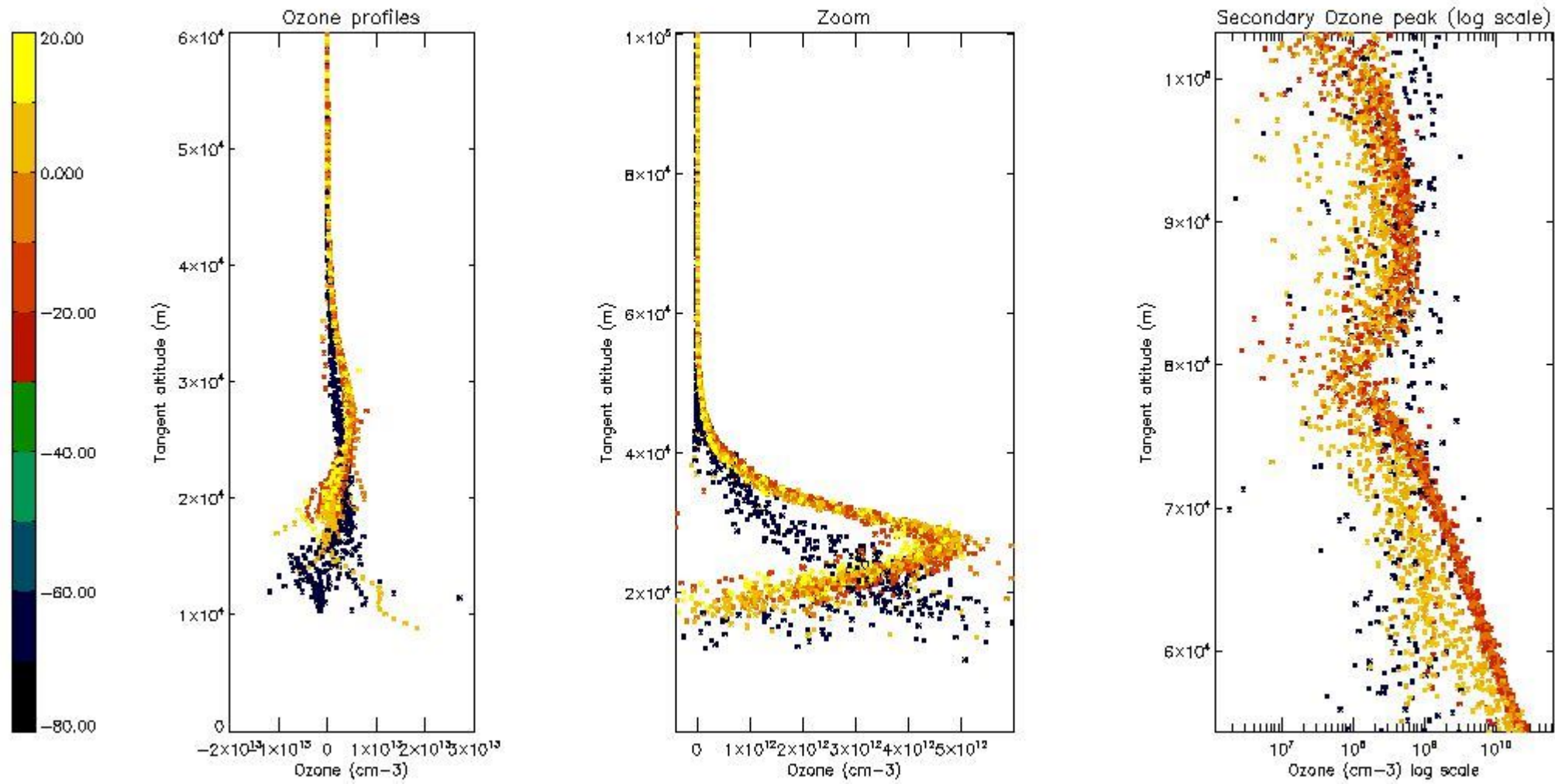
So, the table below shows the percentage of dark limb and valid observations for each criteria with respect to the overall valid daily observations.

Criteria	% of total production
All STD	26
STD < 20	11

STD < 10	8
STD < 5	3

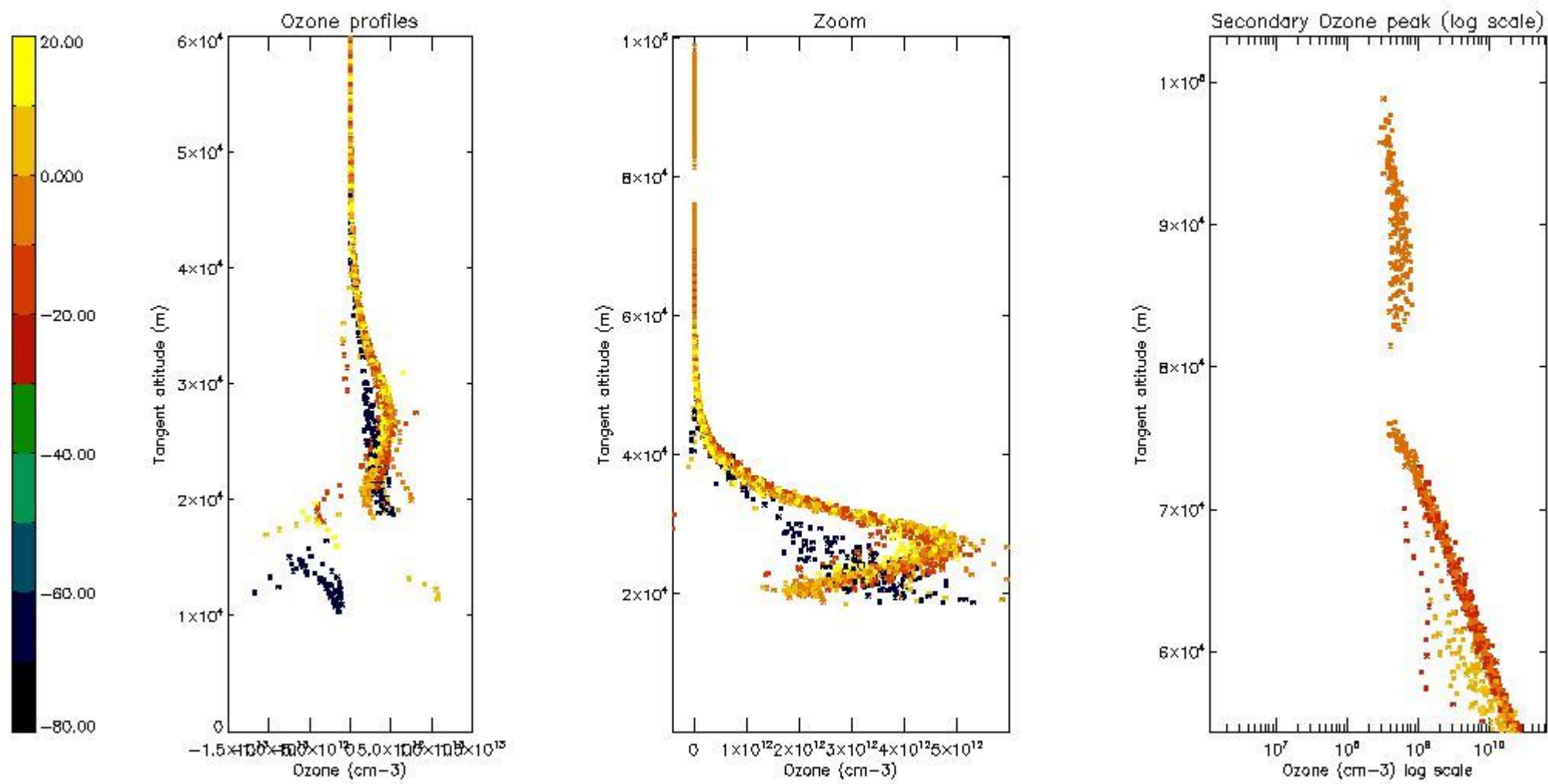
5.2 Plot ozone profiles for all STD (dark without errors)

The colorbar represents the latitude.



5.3 Plot ozone profiles where STD < 20% (dark without errors)

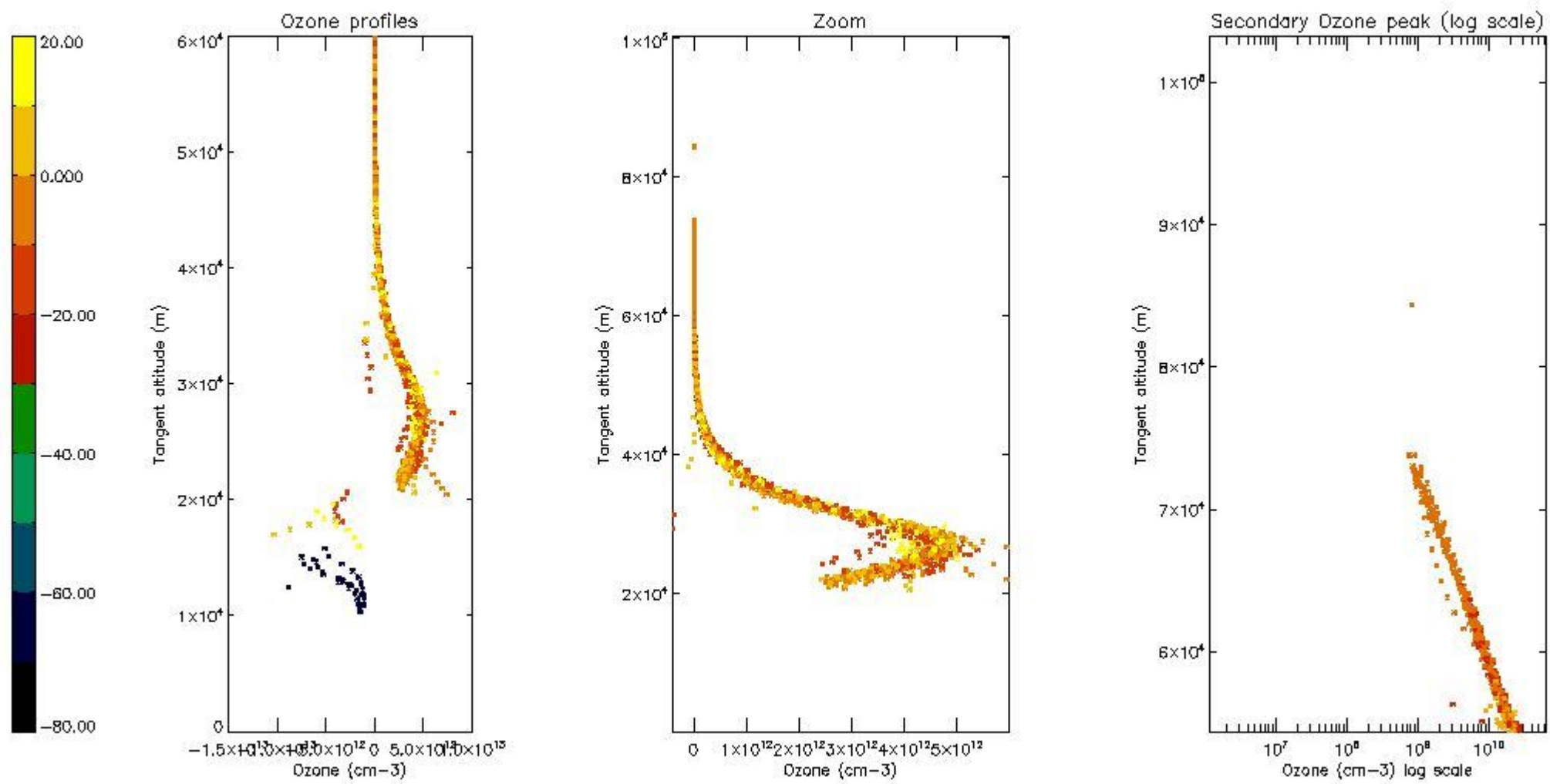
The colorbar represents the latitude.



*5.4 Plot ozone profiles where STD < 10% (dark without errors)*

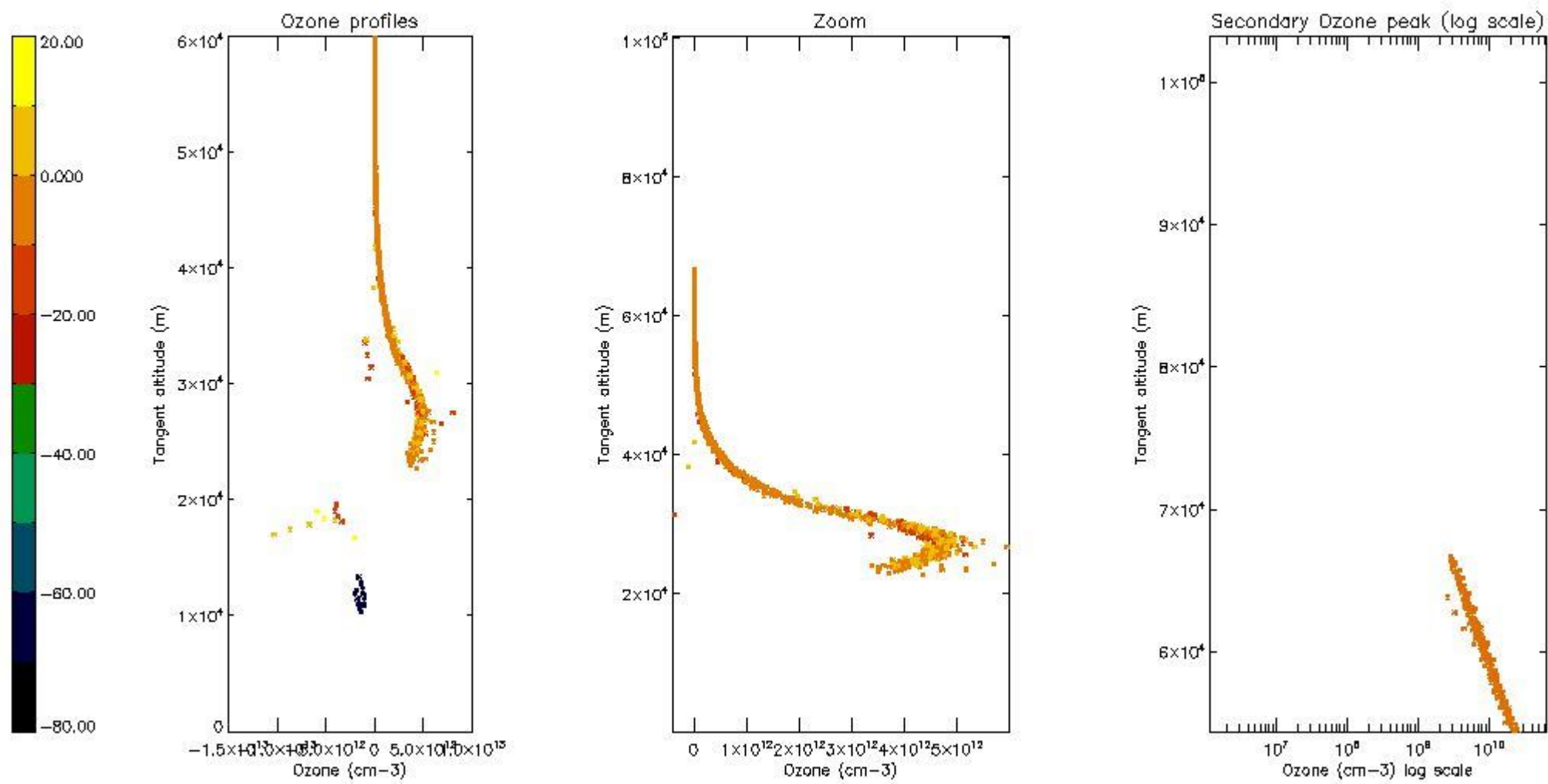
The colorbar represents the latitude.





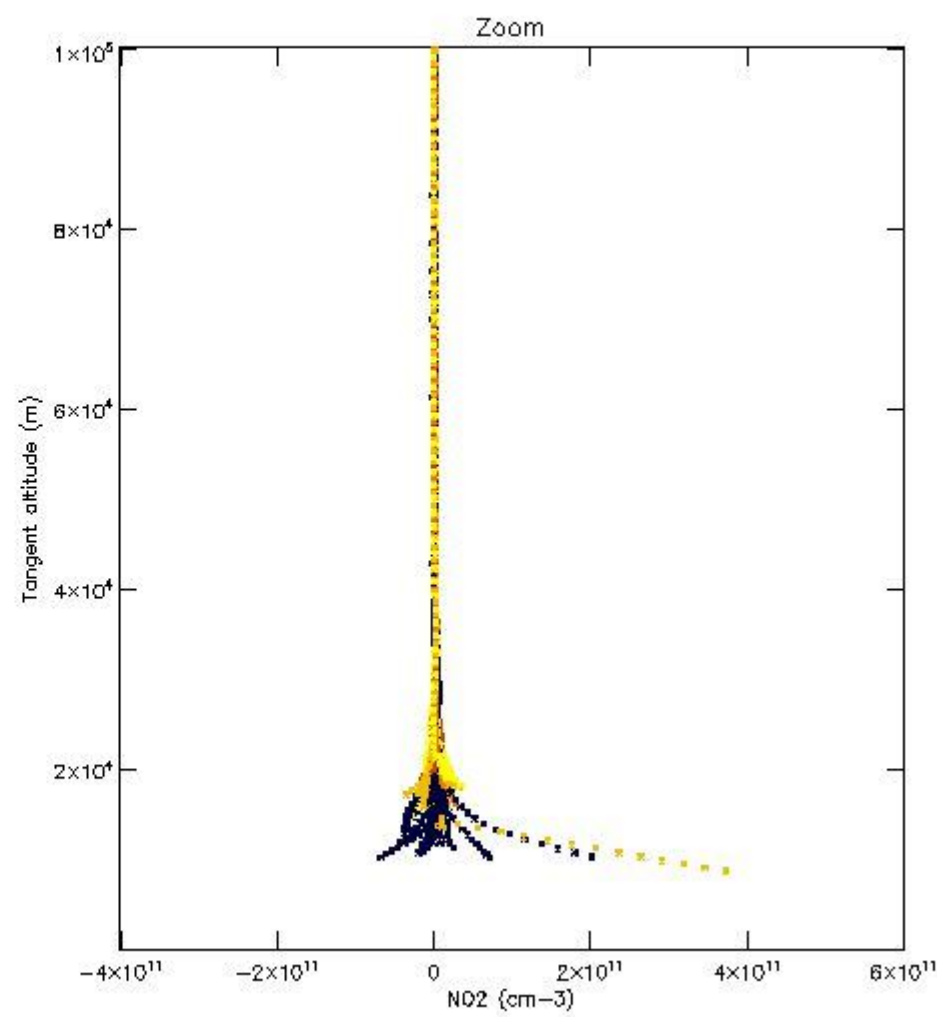
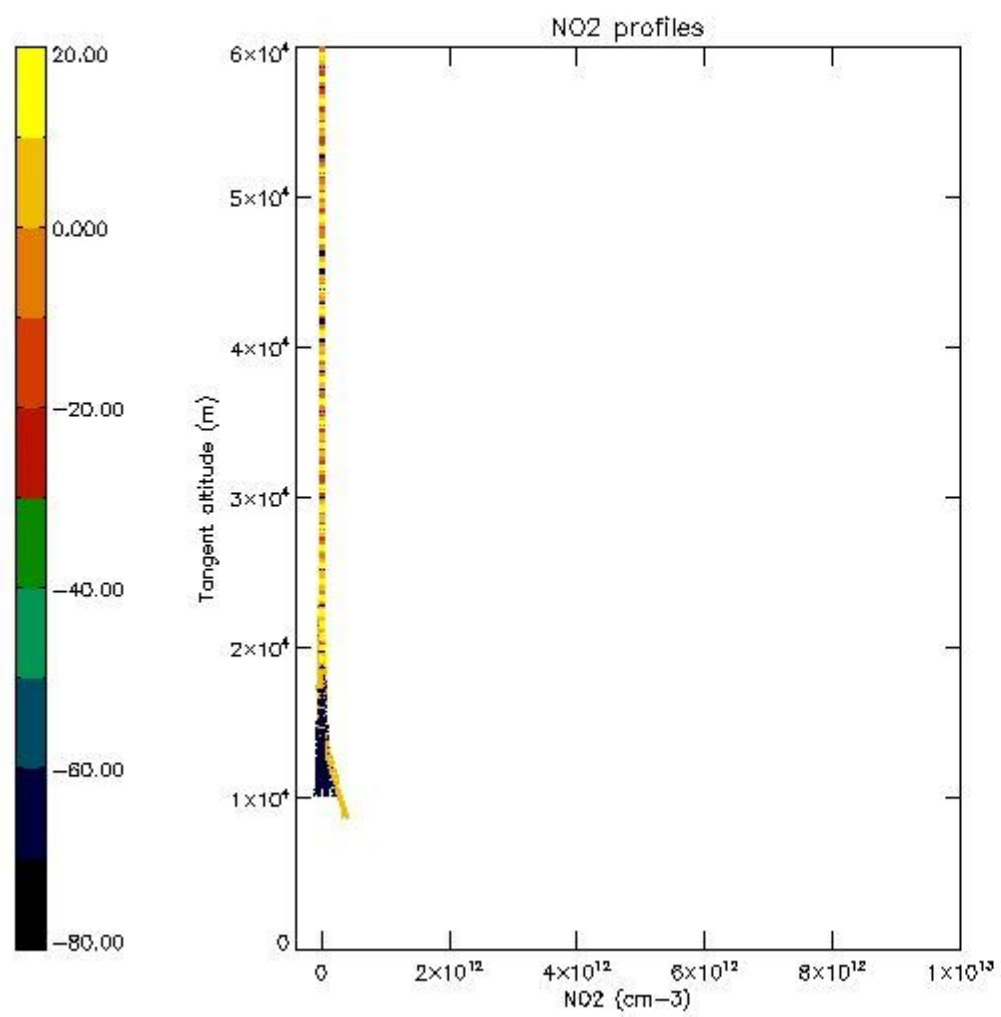
*5.5 Plot ozone profiles where STD < 5% (dark without errors)*

The colorbar represents the latitude.



*5.6 Plot NO<sub>2</sub> profiles for all STD (dark without errors)*

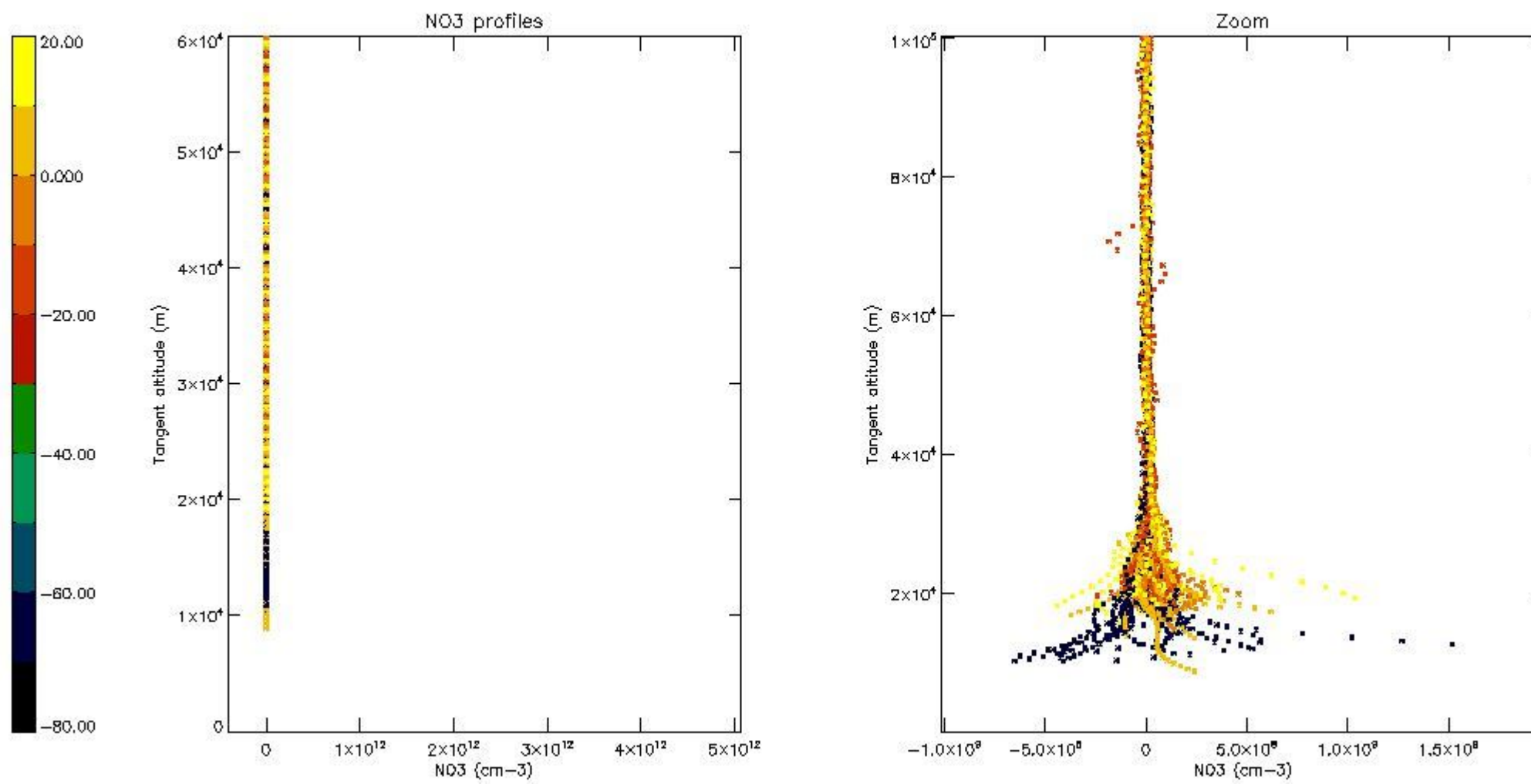
The colorbar represents the latitude.



*5.7 Plot NO3 profiles for all STD (dark without errors)*

The colorbar represents the latitude.

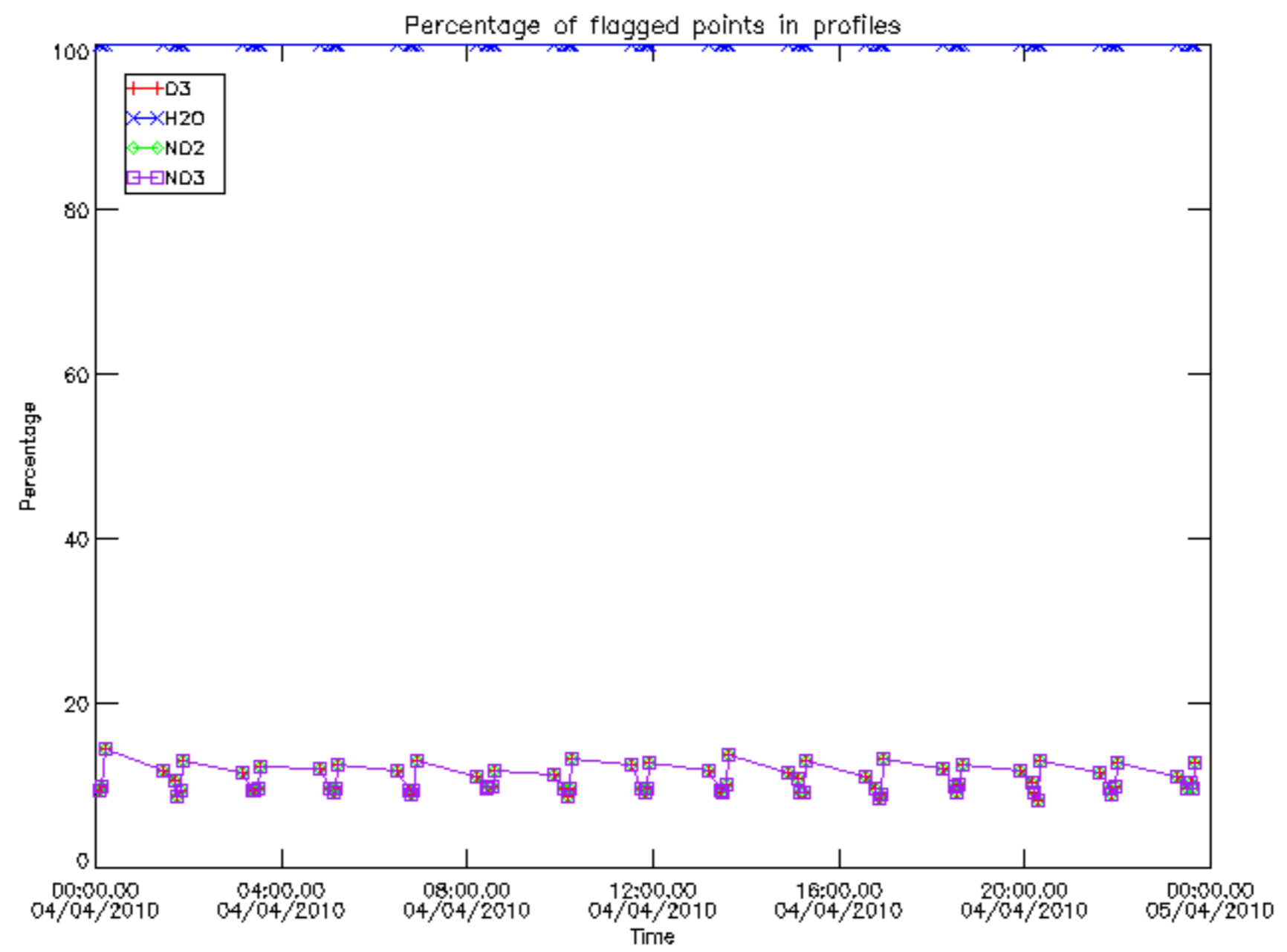




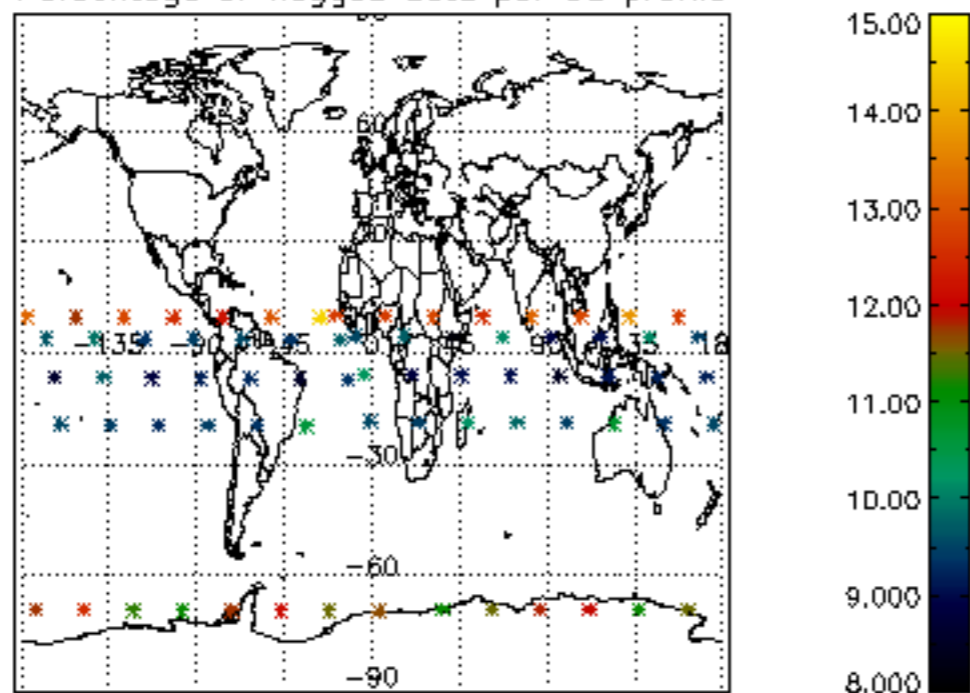
## 6. Auxiliary Data Files used for the production reported in section 2

The number reported in the third column indicates since which file (see list in section 2) the corresponding auxiliary file has been used. The fourth column is the date of those product files.

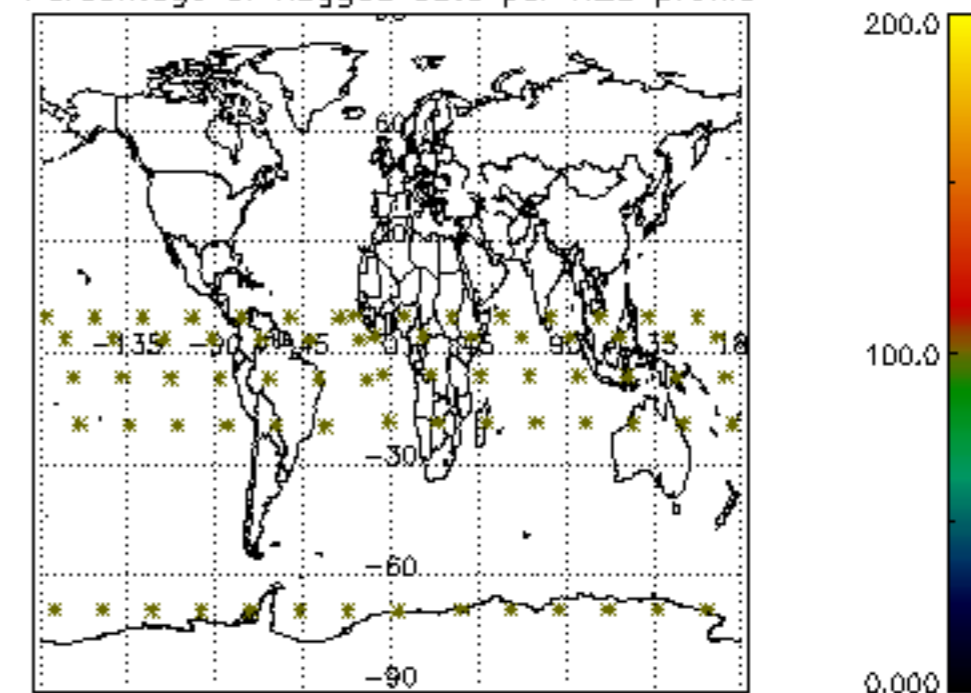
Type	Auxiliary Filename	Used since product	Used since product date
INST_PHYS_CHARACTERISTICS	GOM_INS_AXVIEC20091111_143220_20030716_120000_20500101_000000	1	04-APR-2010 00:04:58
LEVEL-2_PROC_CONFIG	GOM_PR2_AXVIEC20091111_152718_20020301_000000_20500101_000000	1	04-APR-2010 00:04:58
CROSS_SECTIONS_FILE	GOM_CRS_AXVIEC20091111_154832_20020301_000000_20500101_000000	1	04-APR-2010 00:04:58



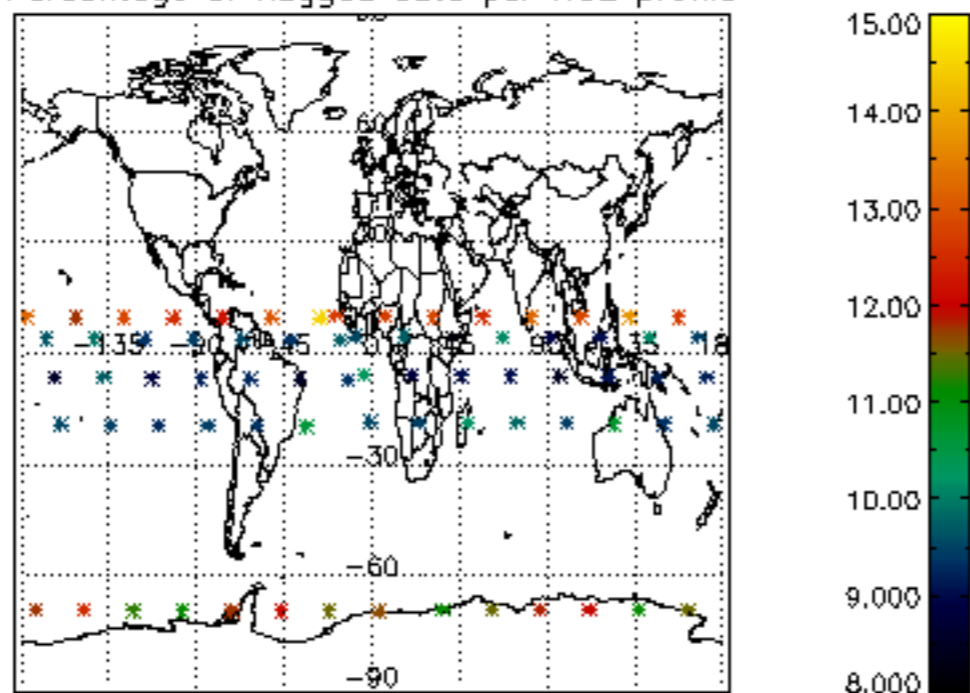
Percentage of flagged data per D3 profile



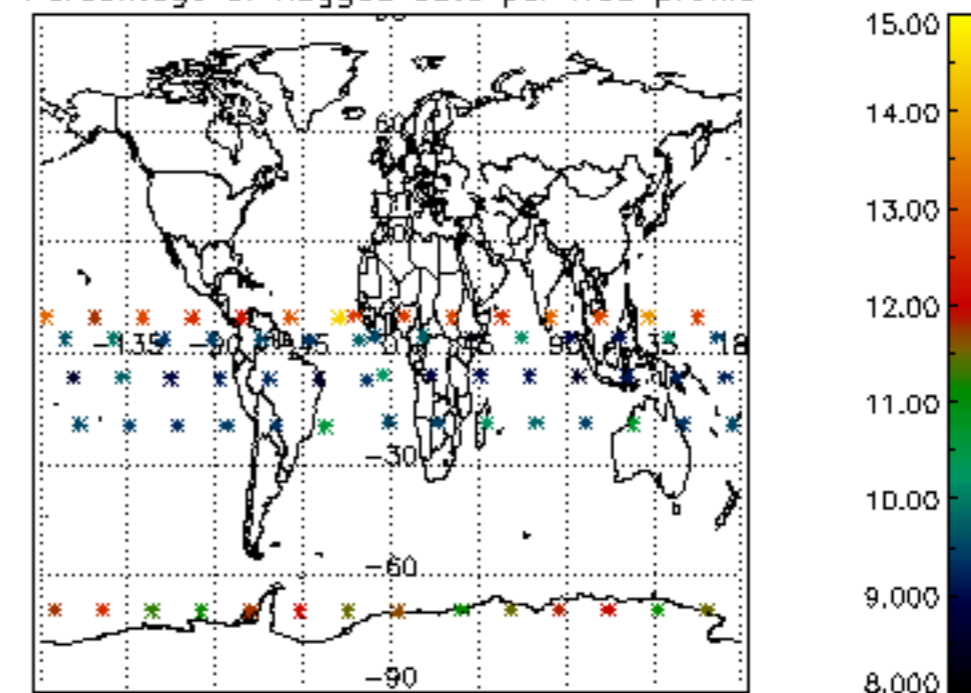
Percentage of flagged data per H2O profile



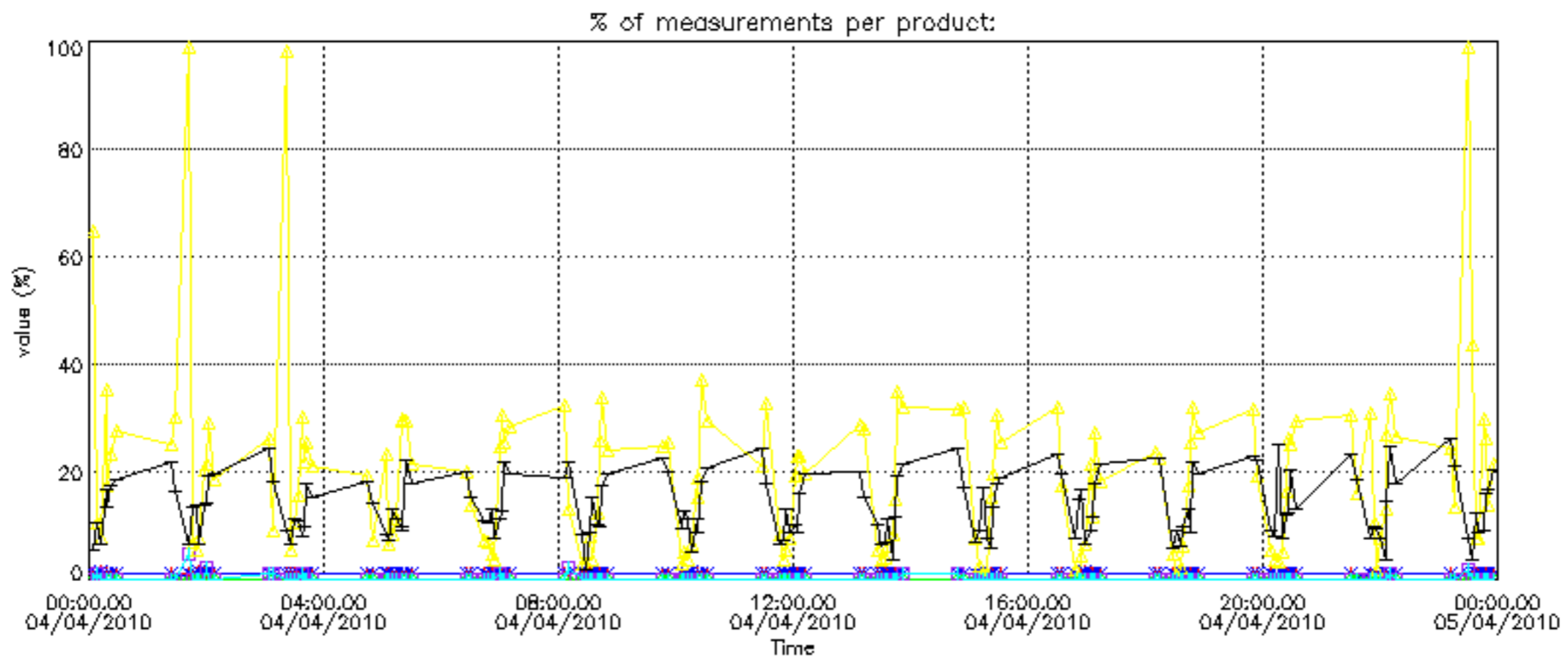
Percentage of flagged data per NO2 profile

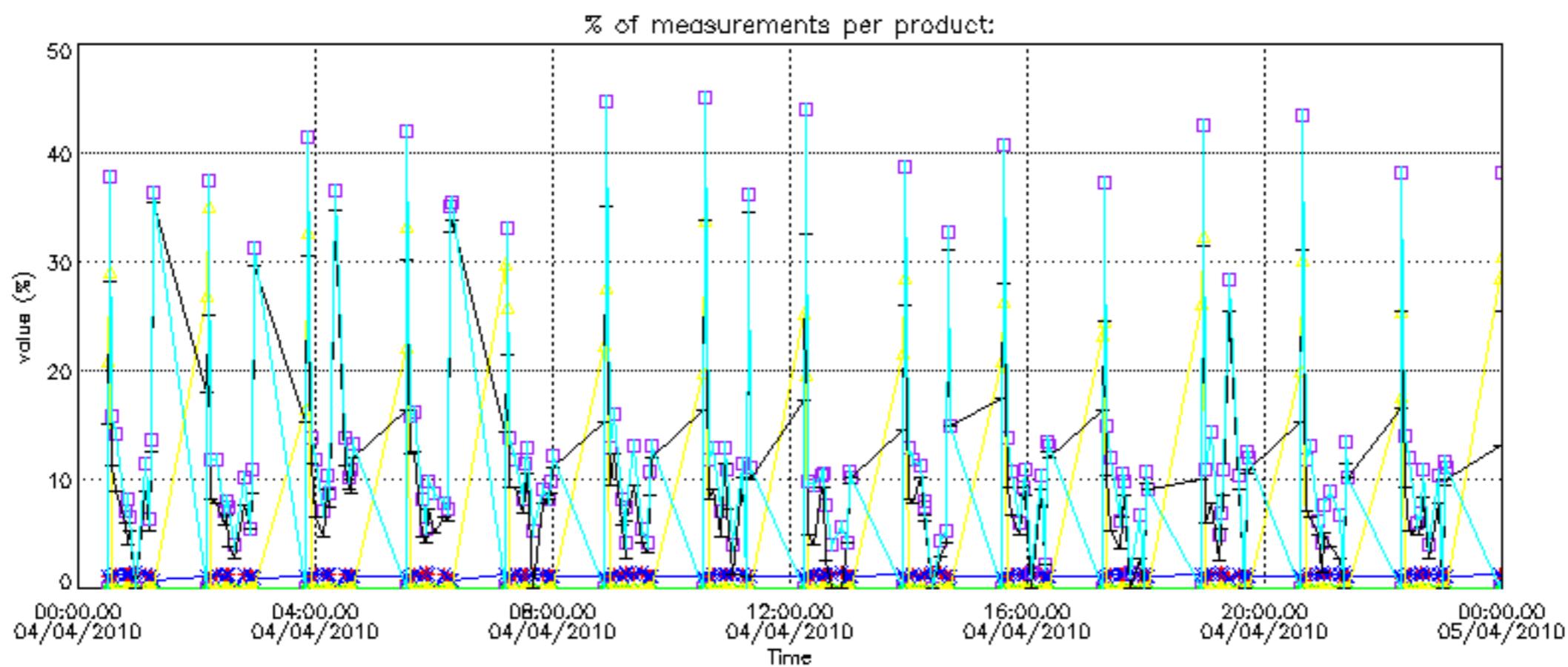


Percentage of flagged data per NO3 profile

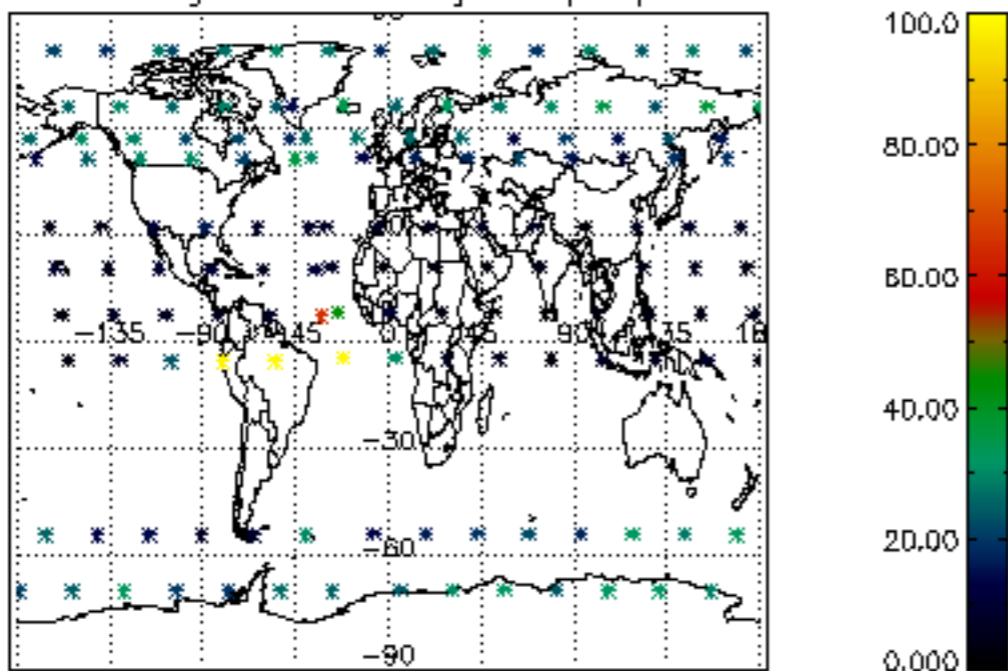




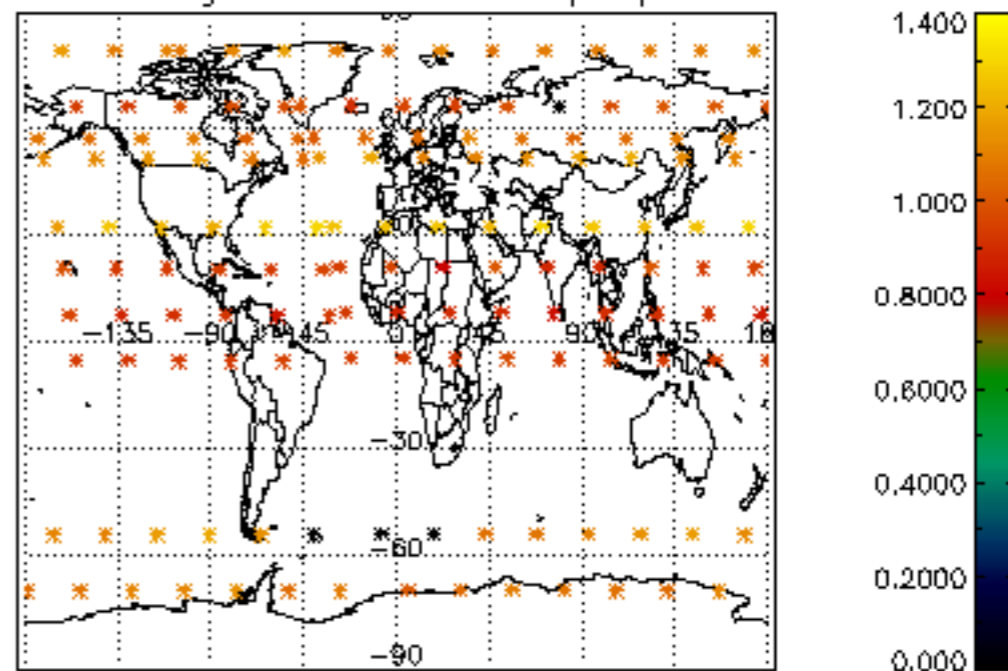




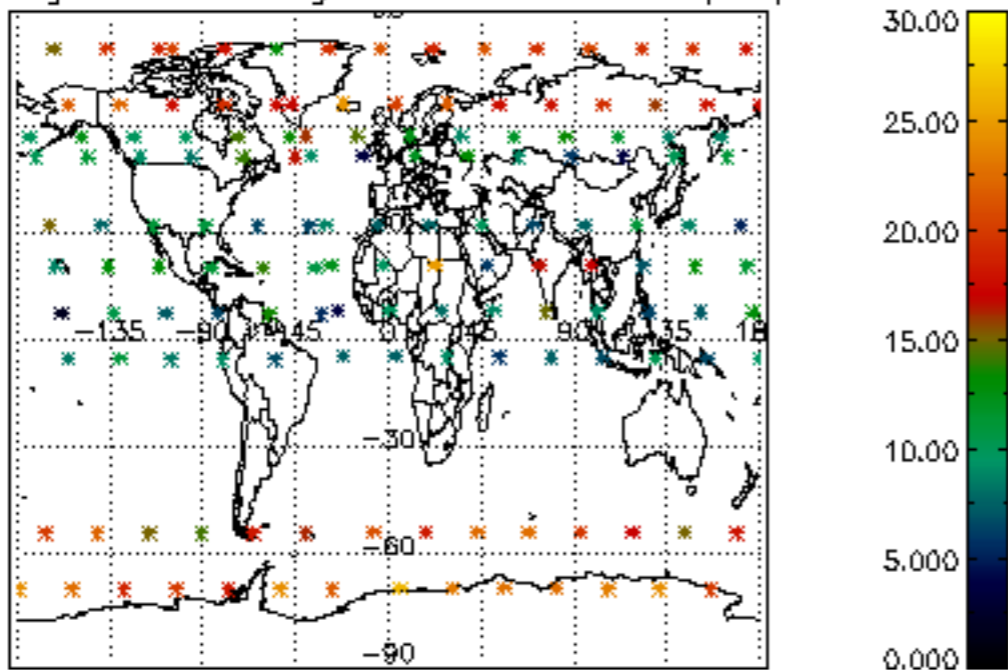
Percentage of cosmic ray hits per profile



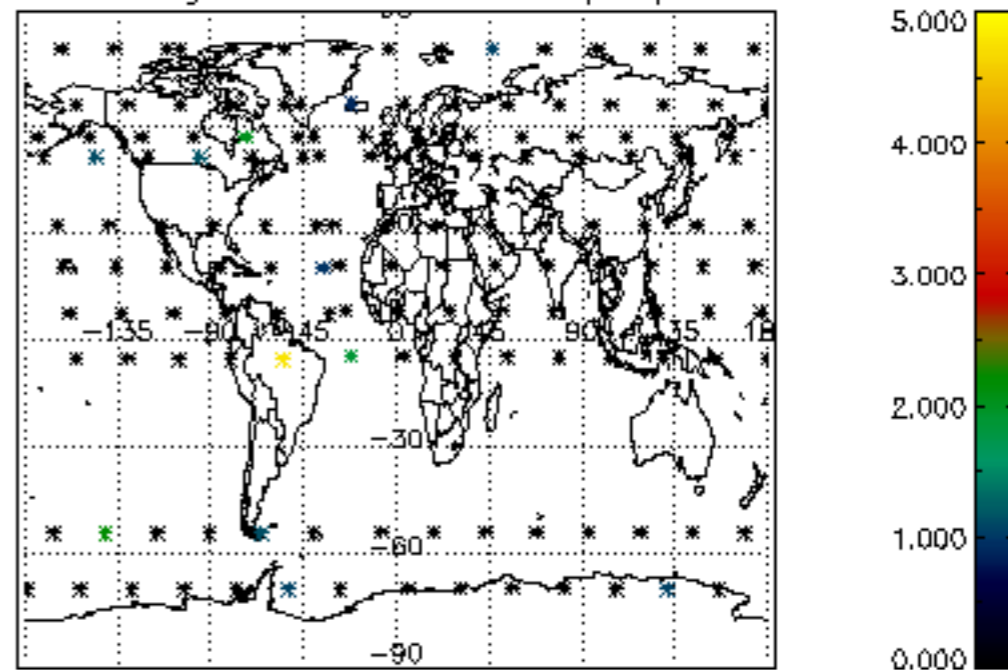
Percentage of datation errors per profile



Percentage of star falling outside central band per profile

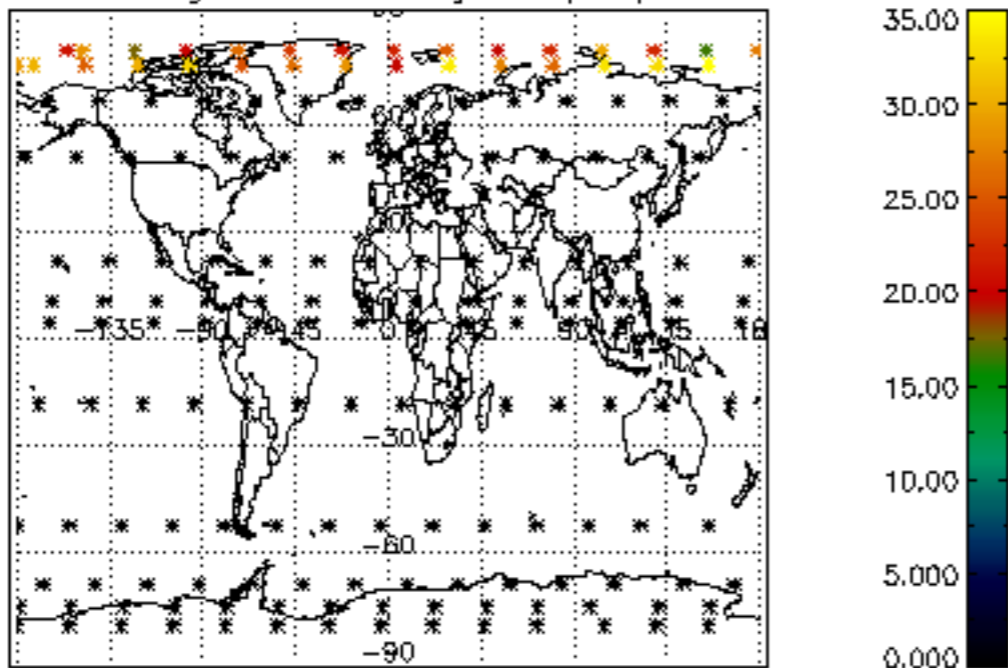


Percentage of saturation errors per profile

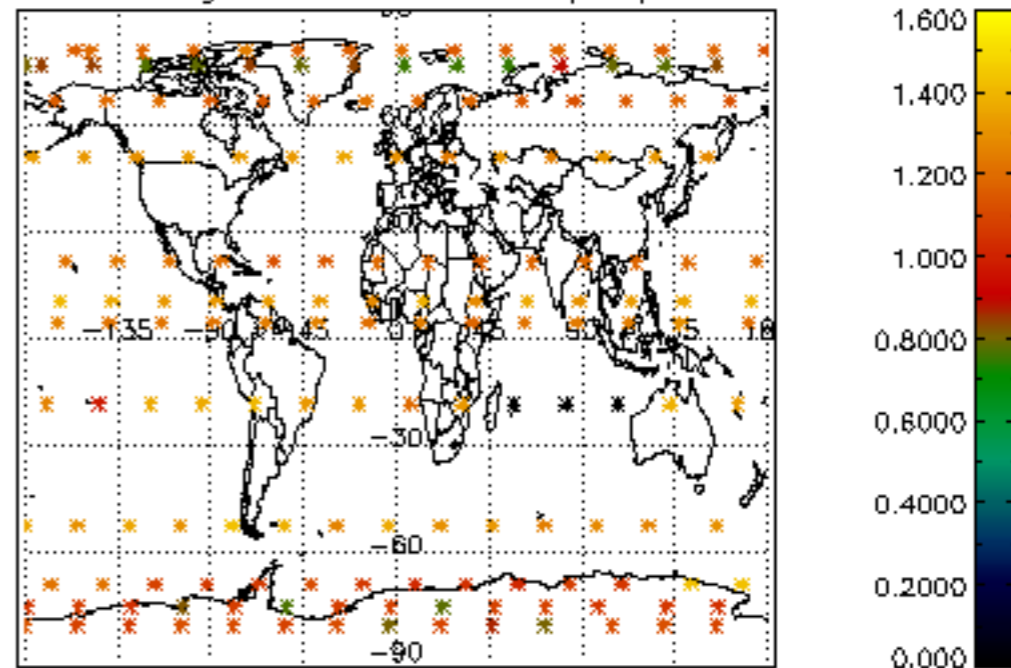




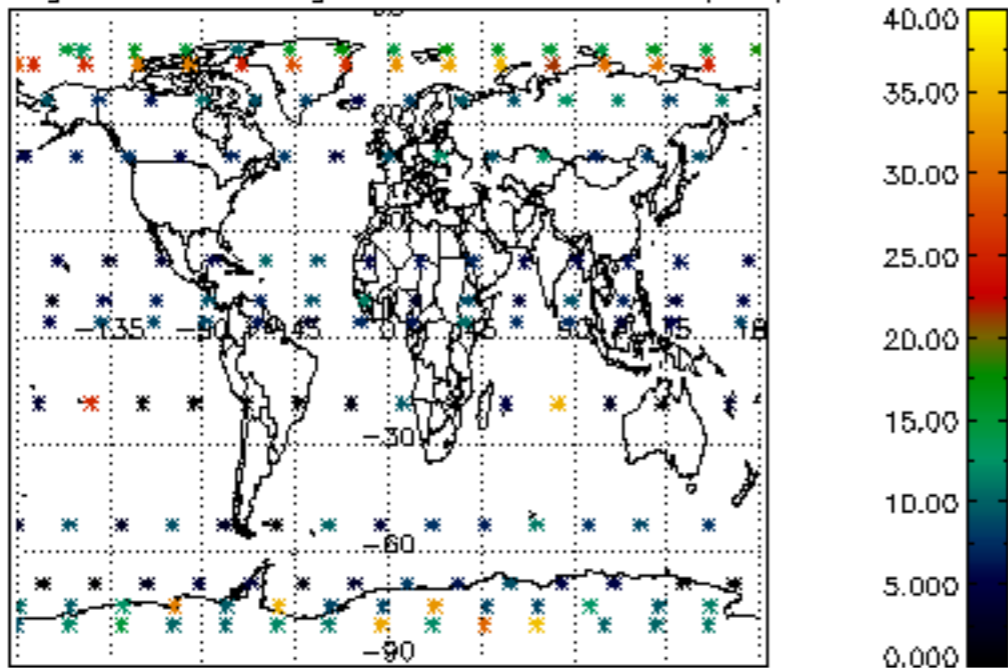
Percentage of cosmic ray hits per profile



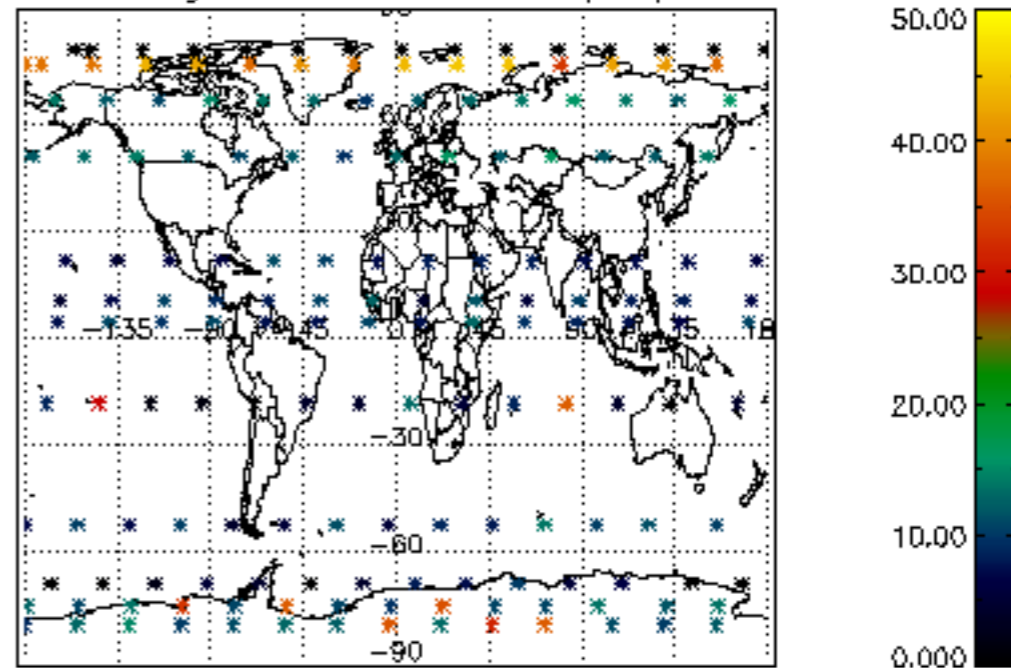
Percentage of datation errors per profile

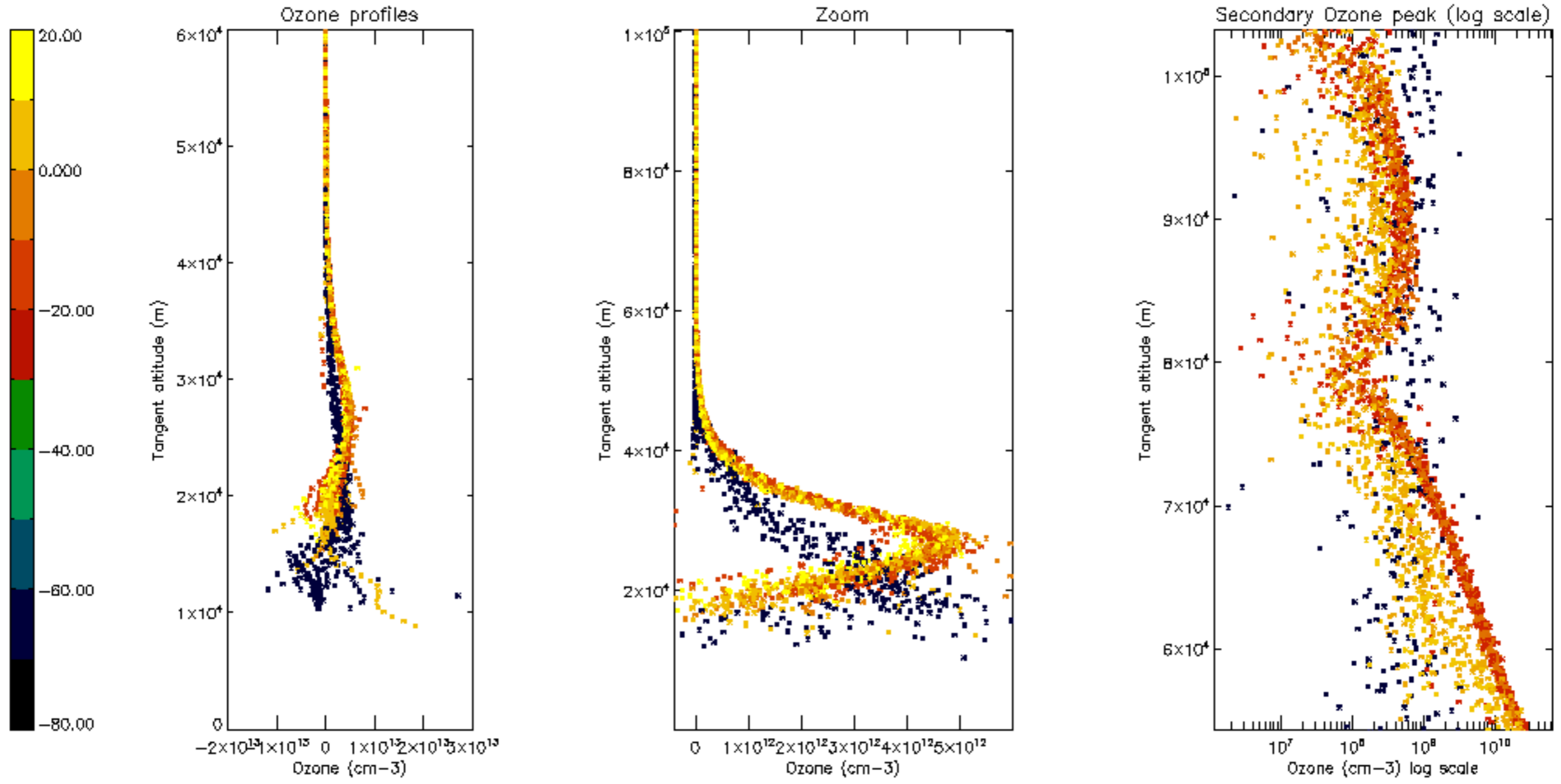


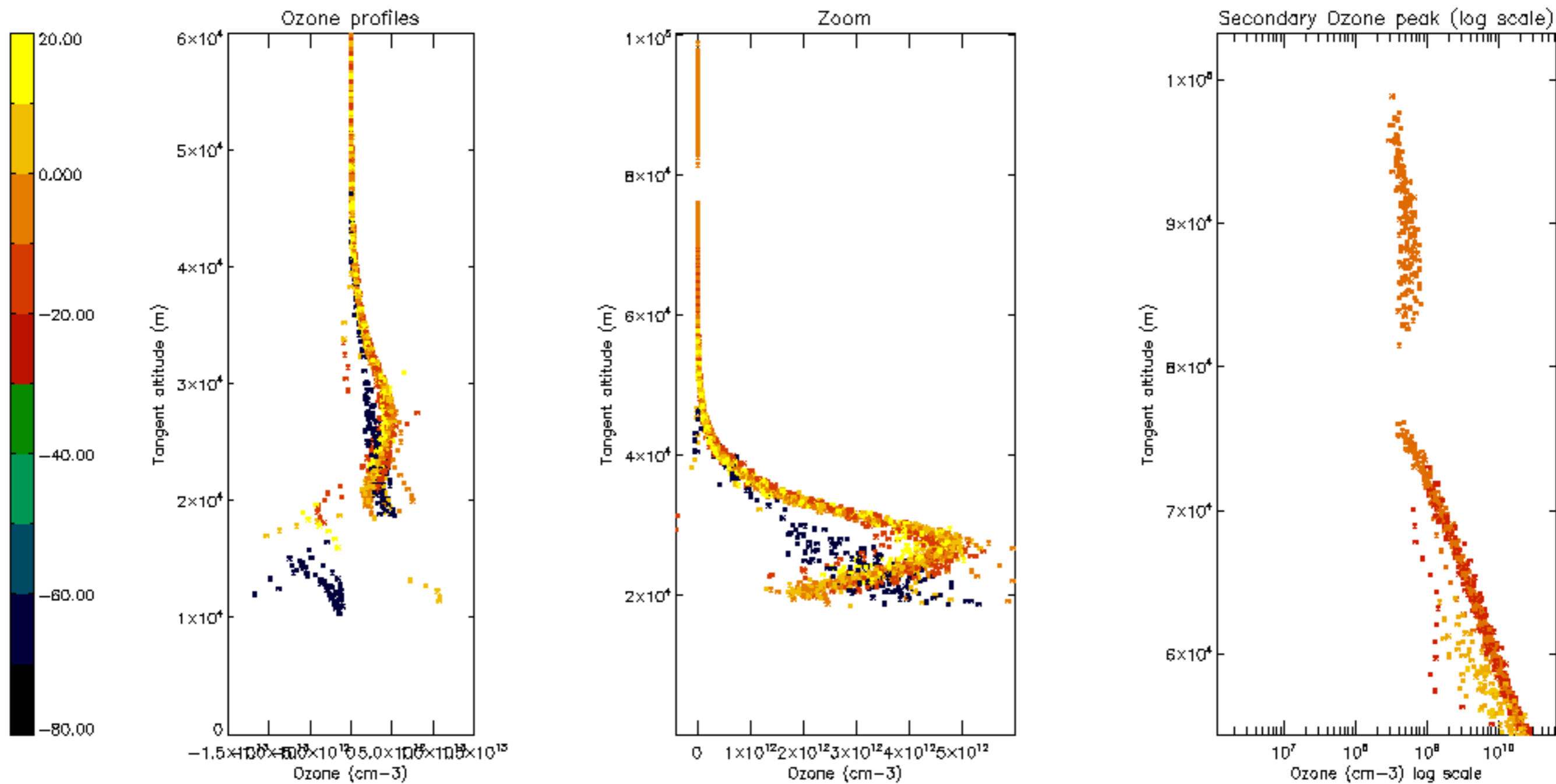
Percentage of star falling outside central band per profile



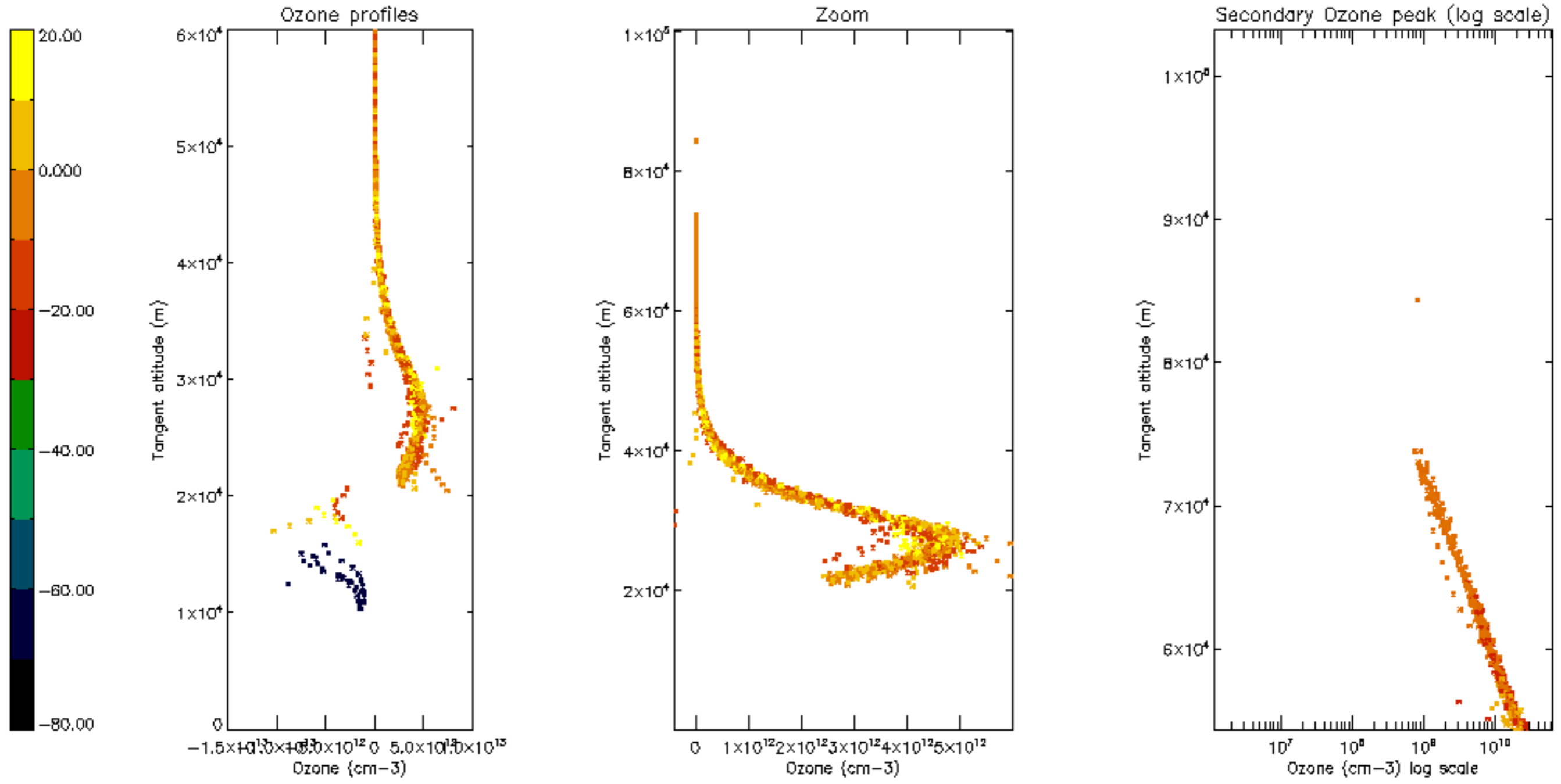
Percentage of saturation errors per profile

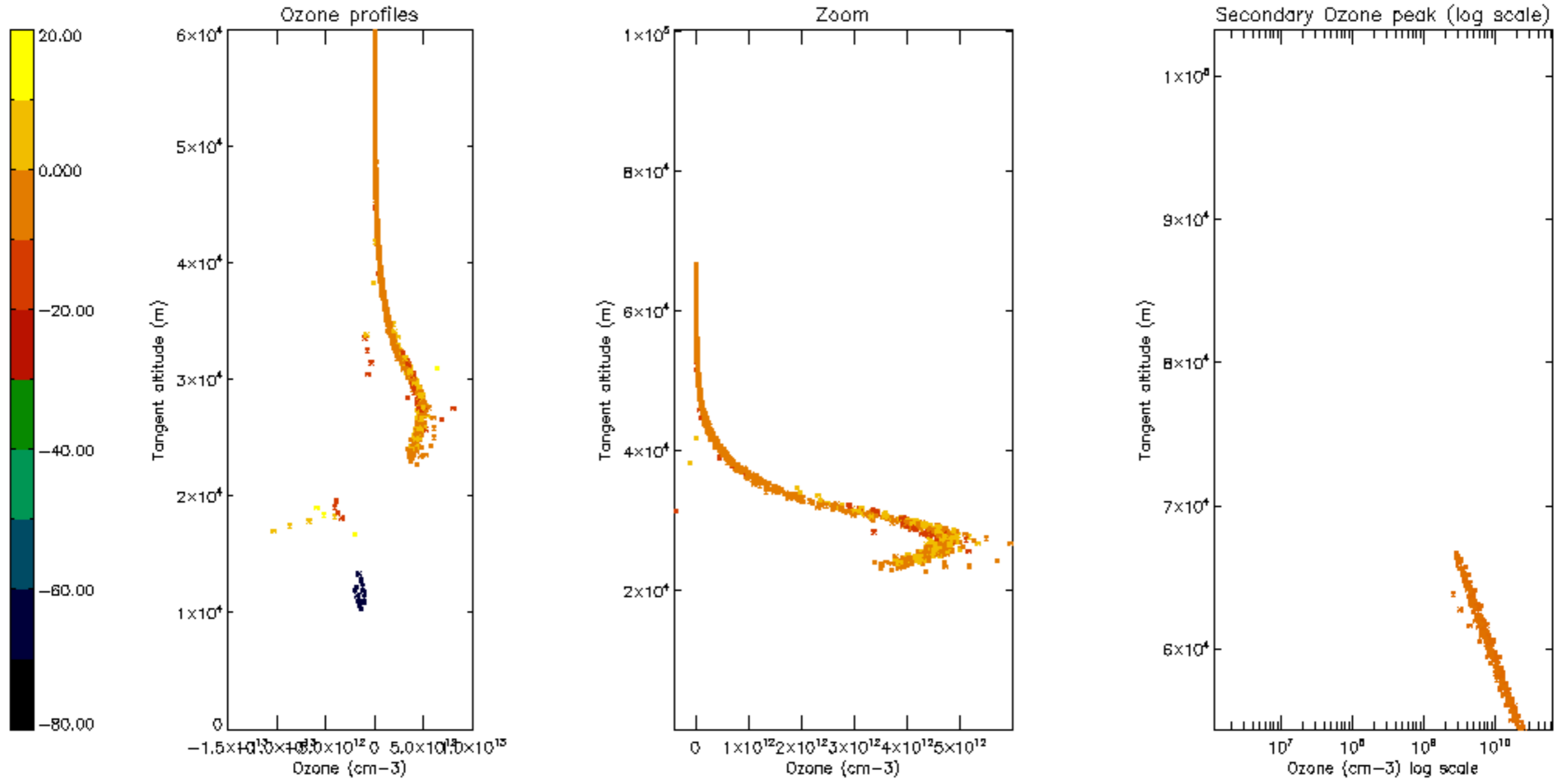


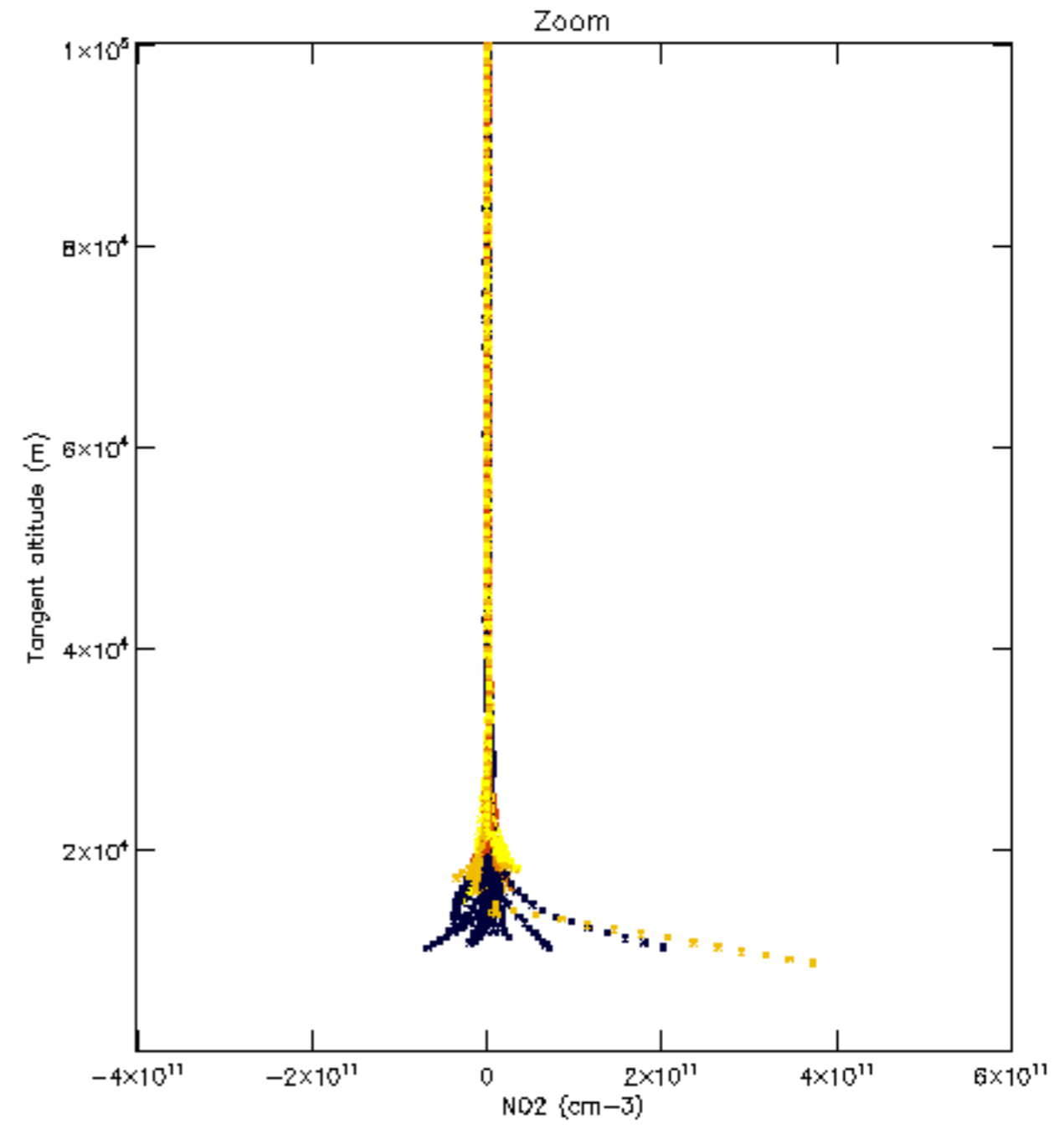
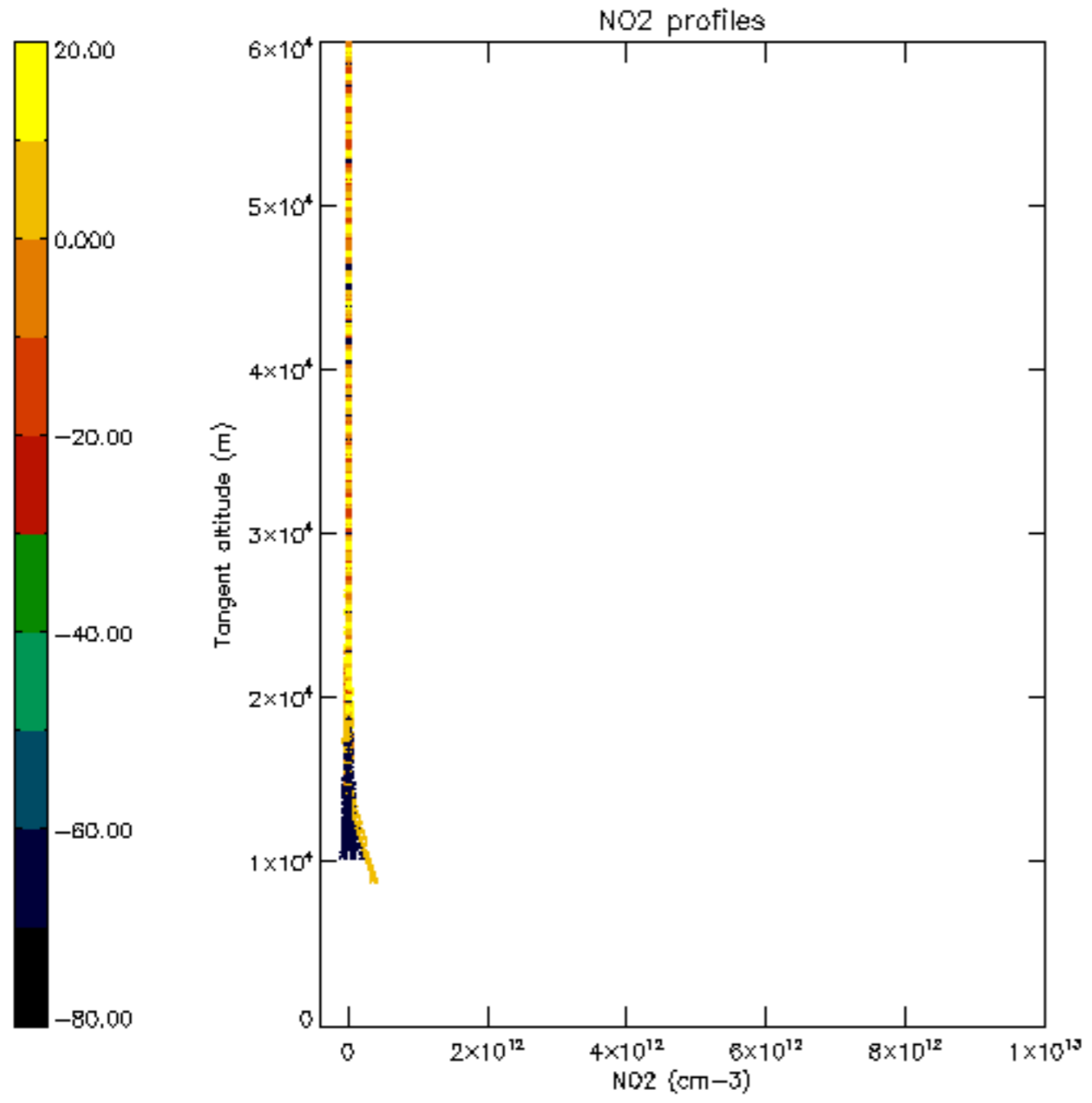


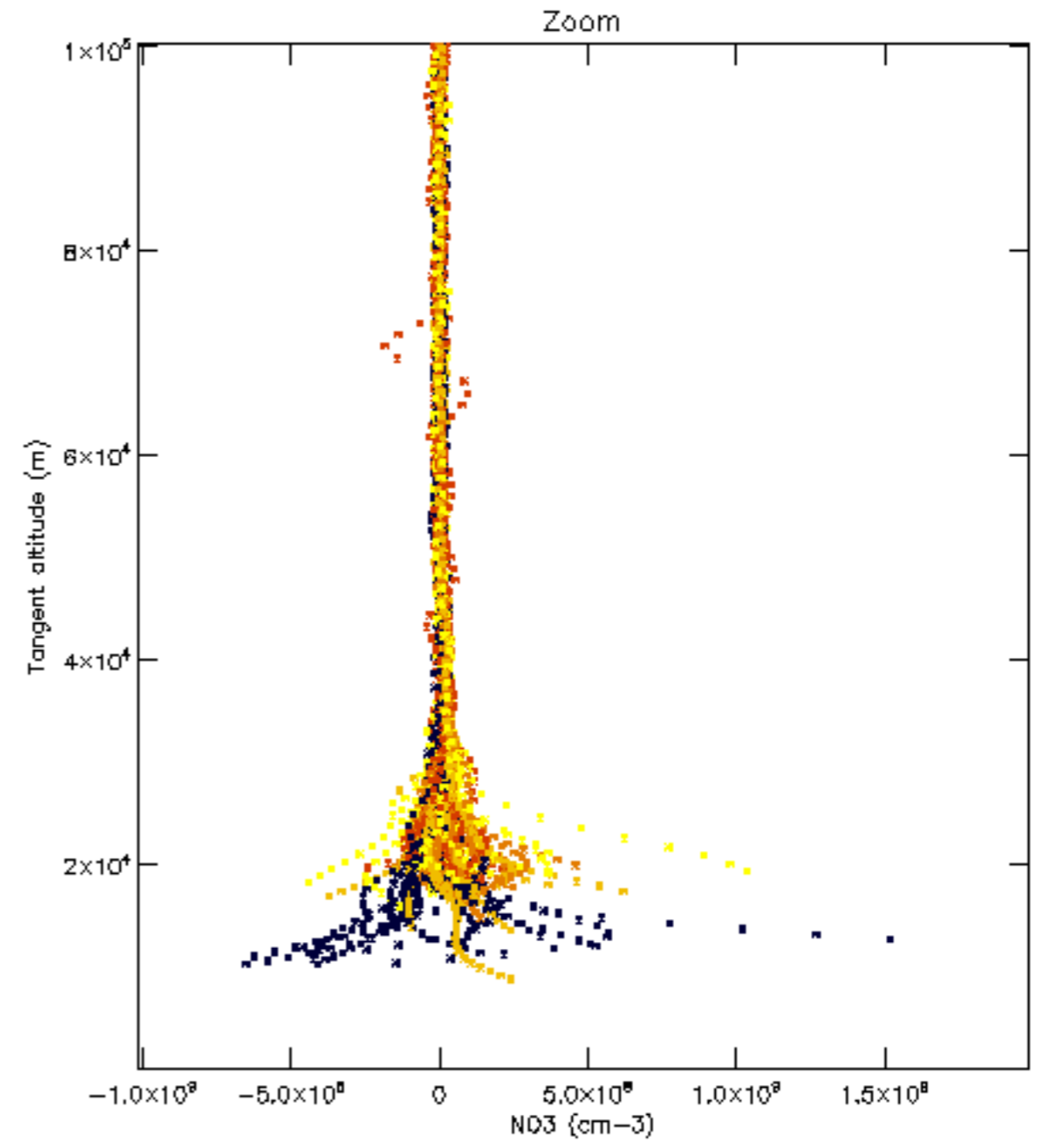
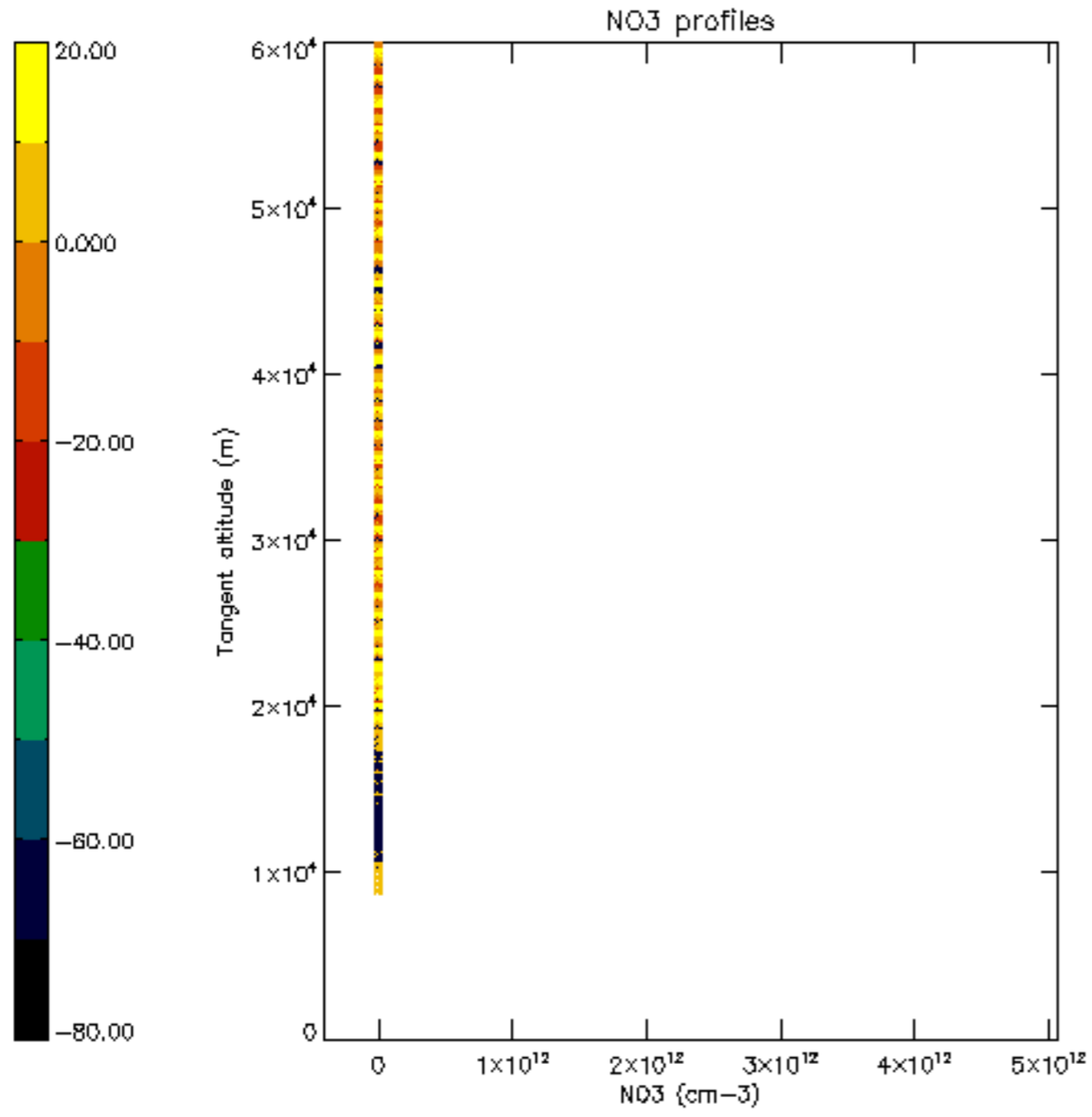




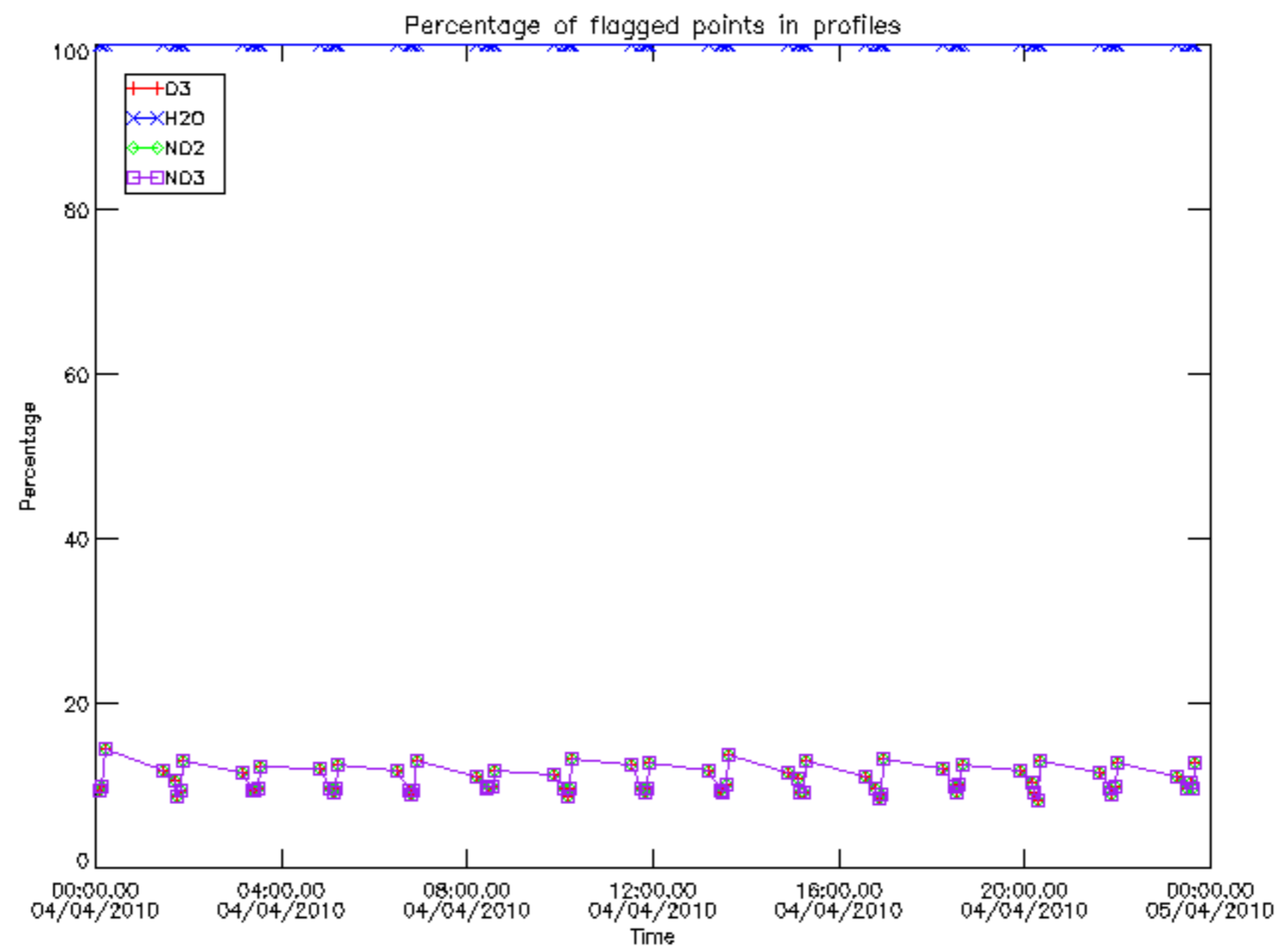




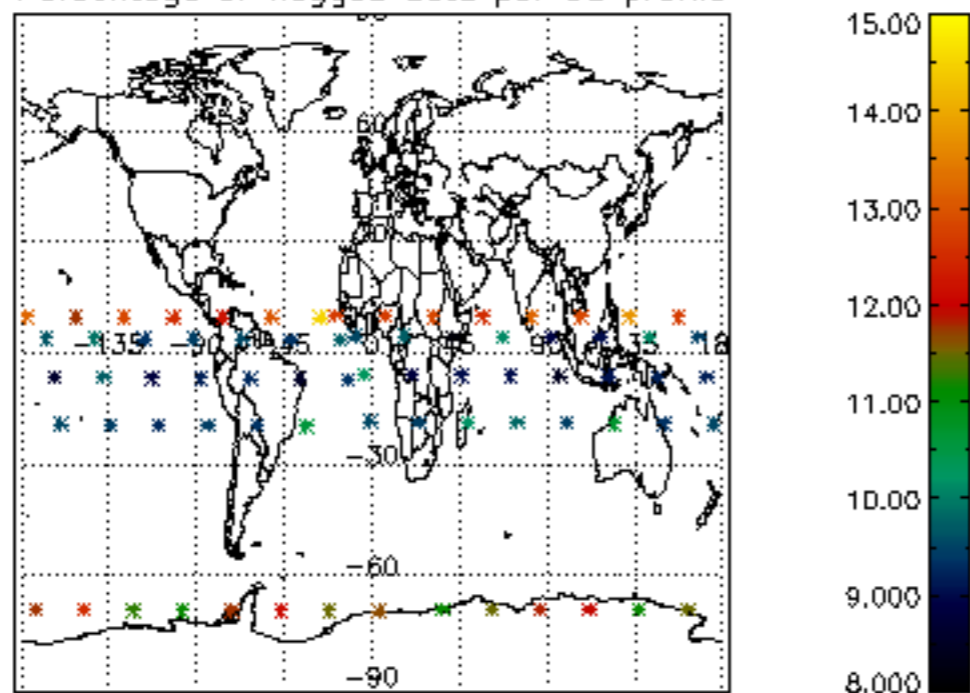




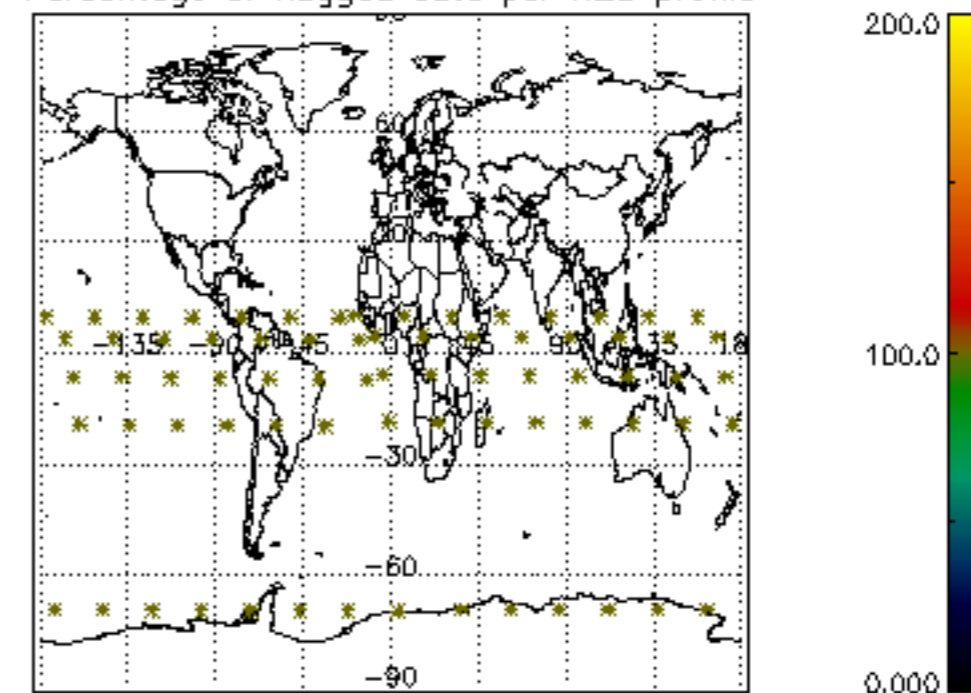




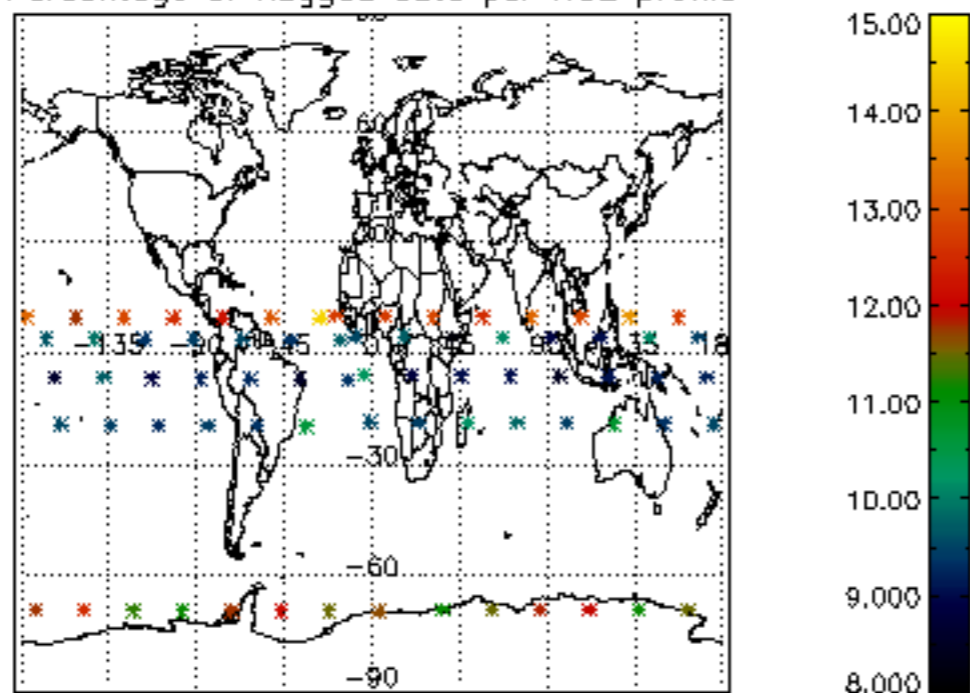
Percentage of flagged data per D3 profile



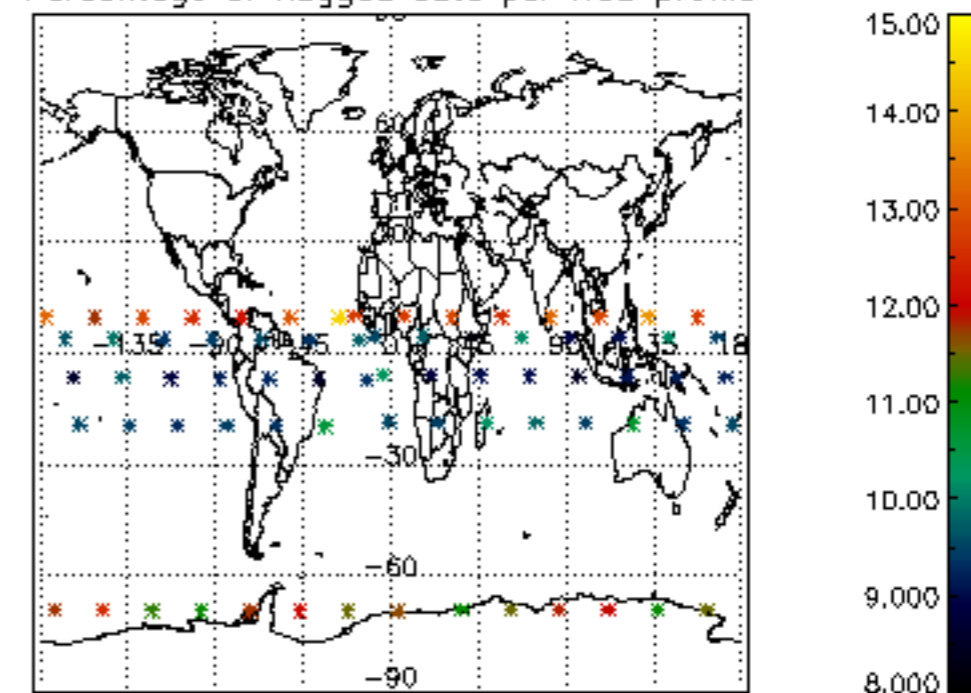
Percentage of flagged data per H2O profile

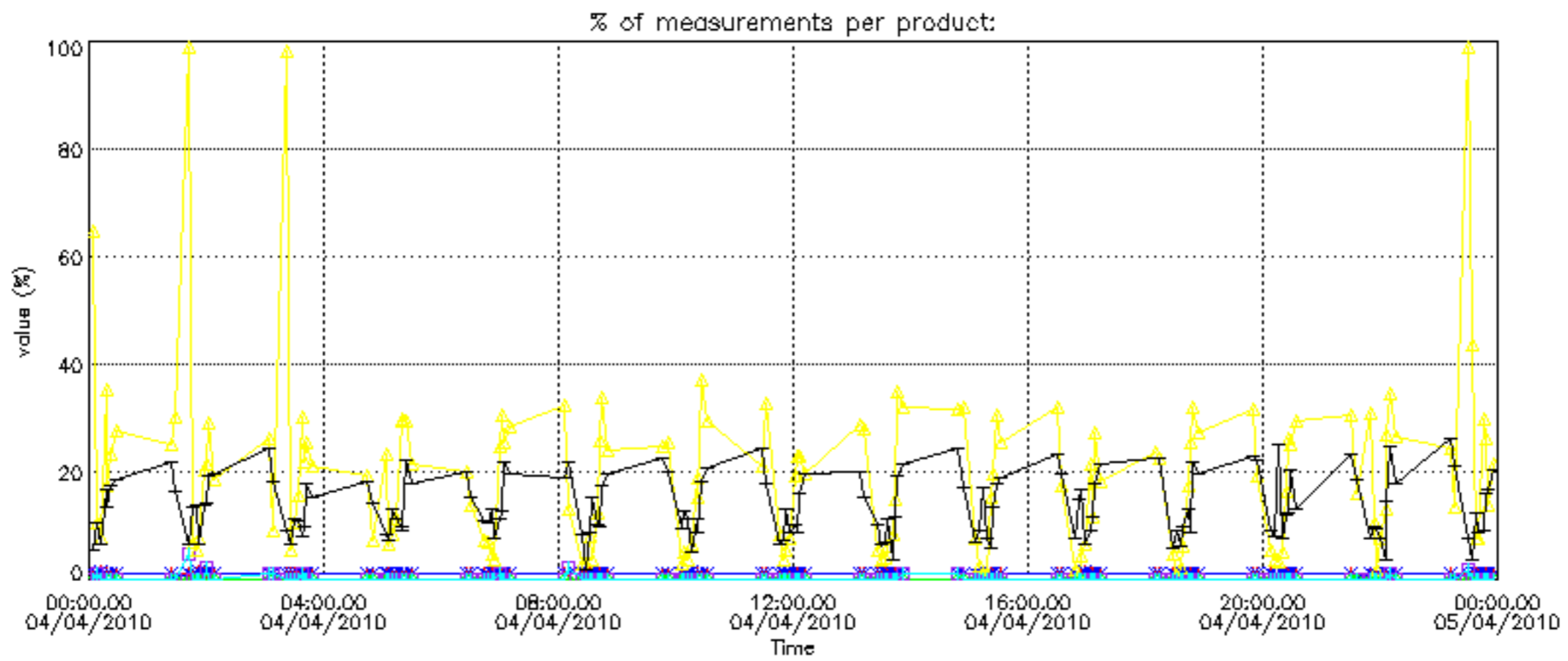


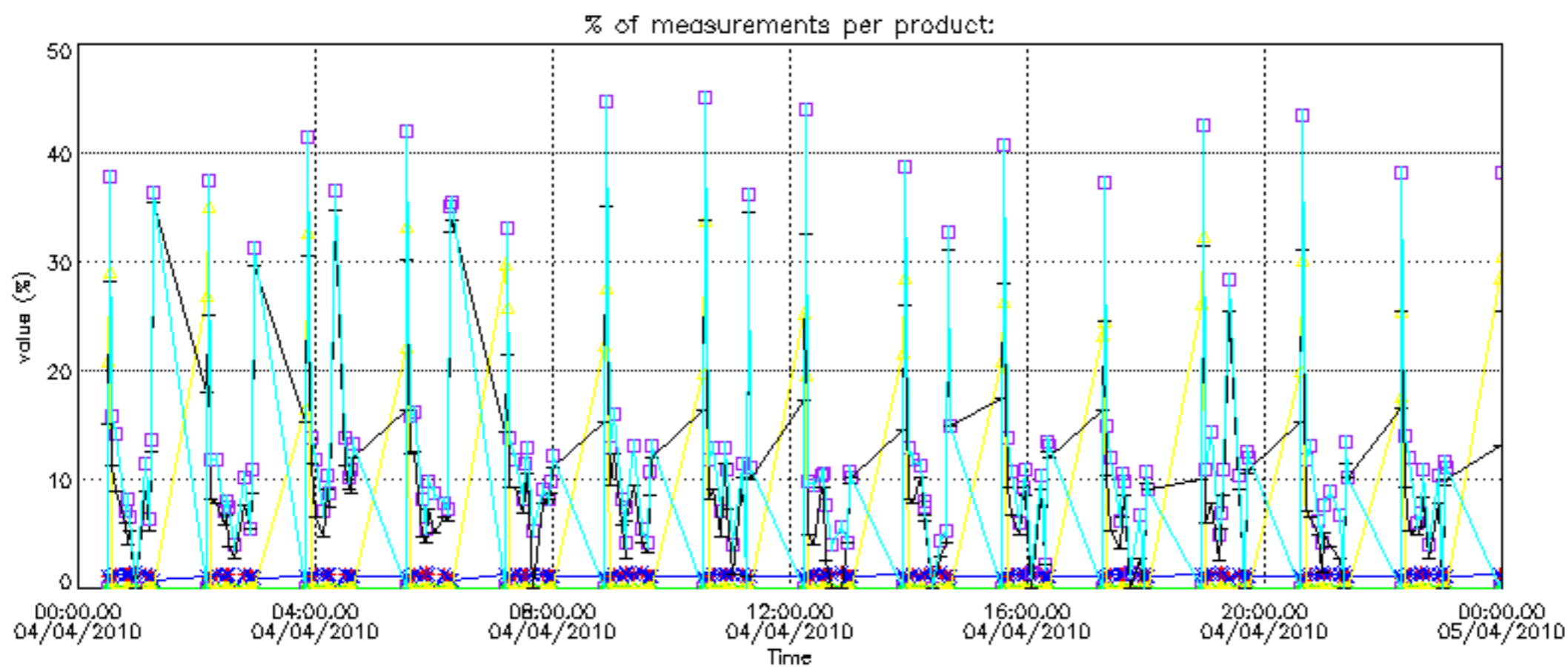
Percentage of flagged data per NO2 profile



Percentage of flagged data per NO3 profile

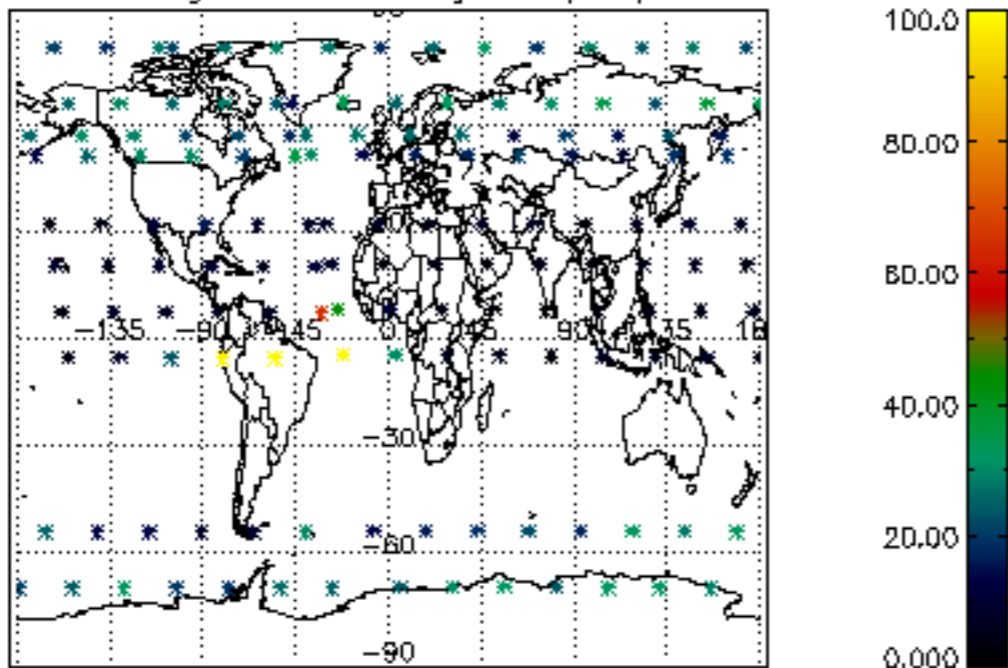




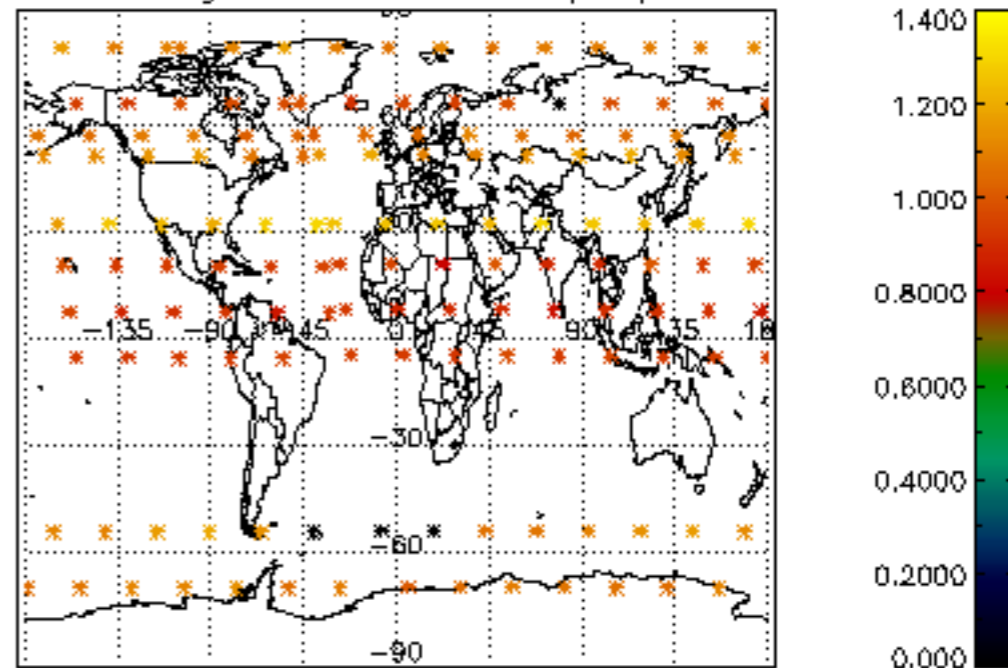




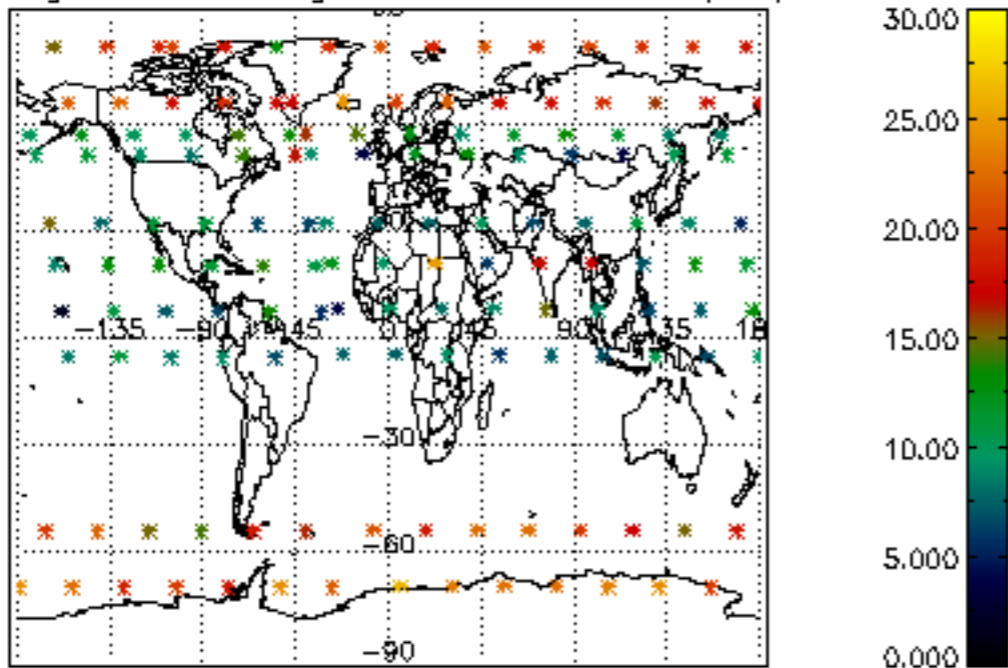
Percentage of cosmic ray hits per profile



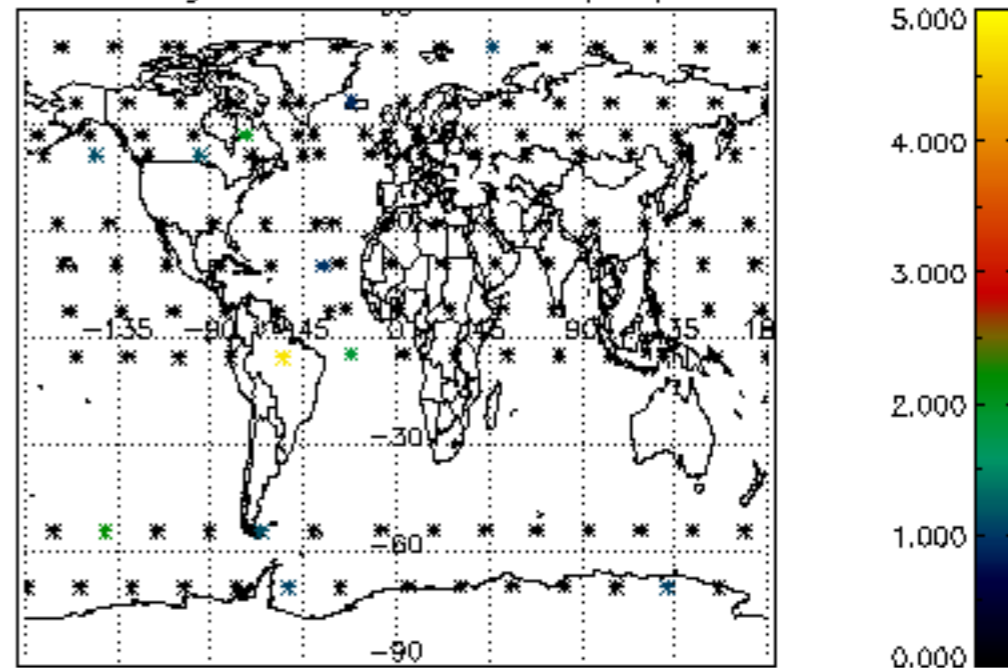
Percentage of datation errors per profile



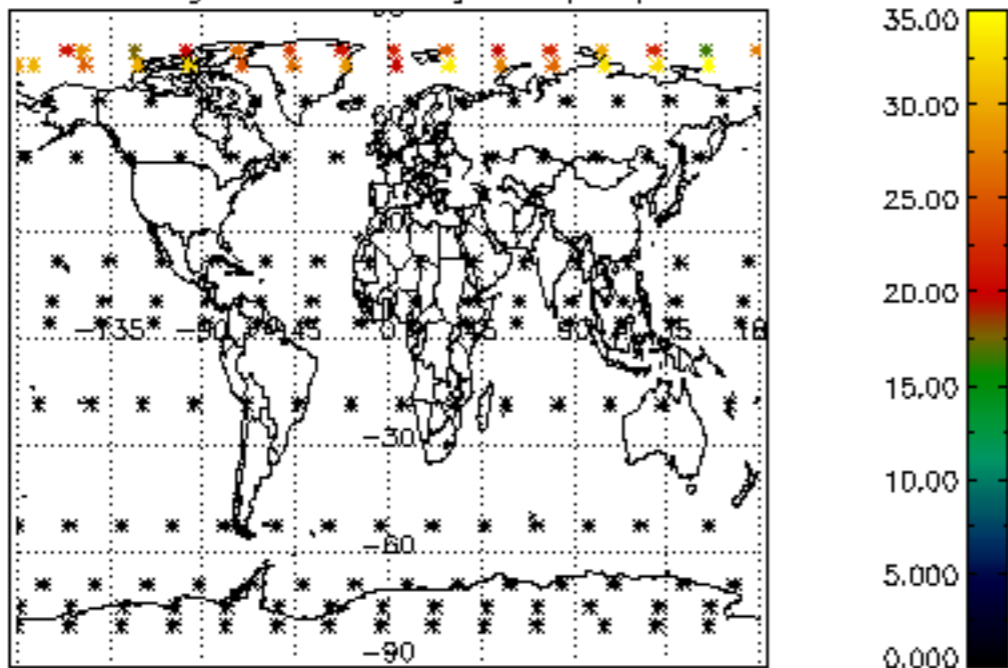
Percentage of star falling outside central band per profile



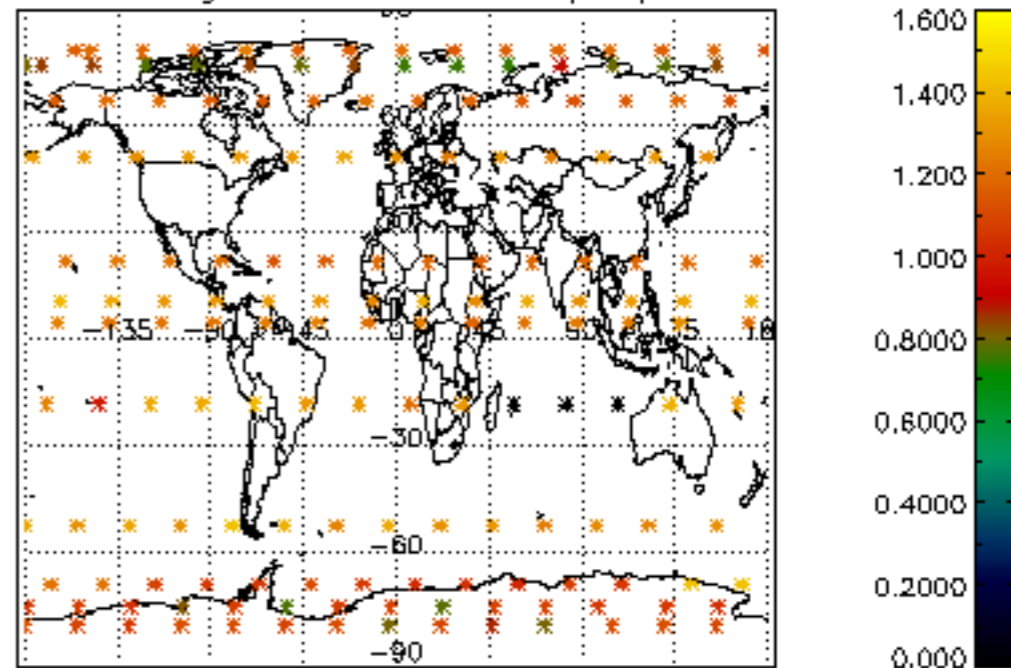
Percentage of saturation errors per profile



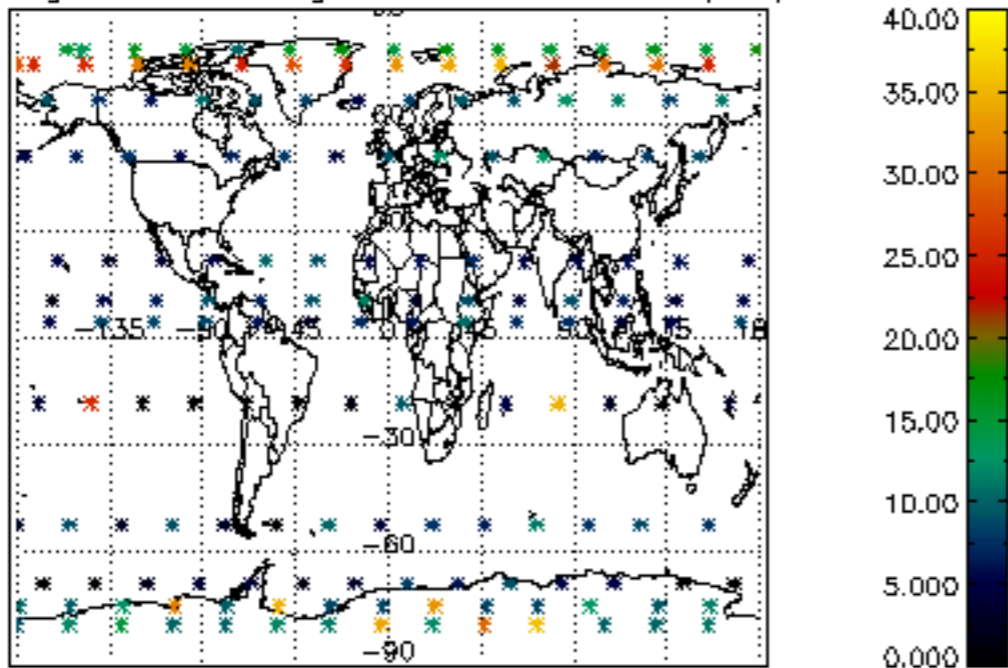
Percentage of cosmic ray hits per profile



Percentage of datation errors per profile



Percentage of star falling outside central band per profile



Percentage of saturation errors per profile

