

GOMOS Level 2 Daily Report

SUMMARY

[1. General Info](#)

[2. Summary of processed GOM_NL_2P products](#)

[3. Level 2 Quality information per product](#)

[3.1 Plot of level 2 quality information per product \(time dependant\)](#)

[3.2 Plot of level 2 quality information per product \(world map\)](#)

[4. Level 1 Quality information per product \(stored on level 2 products\)](#)

[4.1 Plot of level 1 quality information per product \(time dependant\)](#)

[4.1.1 Plot of level 1 quality information per product \(time dependant\): ASCENDING](#)

[4.1.2 Plot of level 1 quality information per product \(time dependant\): DESCENDING](#)

[4.2 Plot of level 1 quality information per product \(world map\)](#)

[4.2.1 Plot of level 1 quality information per product \(world map\): ASCENDING](#)

[4.2.2 Plot of level 1 quality information per product \(world map\): DESCENDING](#)

[5. Ozone profiles based on quality statistics and other trace gas profiles](#)

[5.1 Ozone statistics based on quality of products](#)

[5.2 Plot ozone profiles for all STD \(dark without errors\)](#)

[5.3 Plot ozone profiles where STD < 20% \(dark without errors\)](#)

[5.4. Plot ozone profiles where STD < 10% \(dark without errors\)](#)

[5.5. Plot ozone profiles where STD < 5% \(dark without errors\)](#)

[5.6 Plot NO2 profiles for all STD \(dark without errors\)](#)

[5.7 Plot NO3 profiles for all STD \(dark without errors\)](#)

[5.8 Plot H2O profiles \(only for occultations of stars 1,2,3,4,13,14,16,26,63 dark without errors\) for all STD](#)

[6. Auxiliary Data Files used for the production reported in section 2](#)

This report presents the daily analysis on parameters extracted from GOMOS level 2 data (GOM_NL__2P). It is intended to monitor some important parameters that will impact the quality of these products. A list of level 2 products (and content) that have arrived during the reporting day to the PCF is also given.

Item	Value
Time of report generation	29APR2013 09:07:10
Data source version	GOMOS/6.01
Start time of products	30-03-2010 (30MAR2010 00:00:00)
Stop time of products	31-03-2010 (31MAR2010 00:00:00)
Store outputs in DB	Yes
Nb of level 2 prods	307
Nb of prods with errors	0

2. Summary of processed GOM_NL__2P products.

Nr	Filename	UTC Start time	Limb	Duration	Star Id	Star Name	Star Mag	Star Temp	Nb Meas	Orbit	Prod. error
1	GOM_NL__2PRFIN20100330_000419_000000382088_00102_42240_2074.N1	30-MAR-2010 00:04:19	Bright	37.500	174	52Psi UMa	3.0040	4400.0	75	42240	No
2	GOM_NL__2PRFIN20100330_000739_000000362088_00102_42240_2075.N1	30-MAR-2010 00:07:39	Bright	36.000	82	48Bet UMa	2.3650	10600.	72	42240	No
3	GOM_NL__2PRFIN20100330_000911_000000382088_00102_42240_2076.N1	30-MAR-2010 00:09:11	Bright	38.000	36	50Alp UMa	1.8000	6300.0	76	42240	No
4	GOM_NL__2PRFIN20100330_001539_000000422088_00102_42240_2077.N1	30-MAR-2010 00:15:39	Bright	41.500	60	7Bet UMi	2.0810	3950.0	83	42240	No
5	GOM_NL__2PRFIN20100330_002454_000000392088_00102_42240_2078.N1	30-MAR-2010 00:24:54	Bright	38.500	89	5Alp Cep	2.4510	8000.0	77	42240	No
6	GOM_NL__2PRFIN20100330_002954_000000432088_00102_42240_2079.N1	30-MAR-2010 00:29:54	Bright	43.000	144	18Del Cyg	2.8600	11000.	86	42240	No
7	GOM_NL__2PRFIN20100330_003143_000000502088_00102_42240_2080.N1	30-MAR-2010 00:31:43	Bright	50.000	66	37Gam Cyg	2.2080	5900.0	100	42240	No
8	GOM_NL__2PRFIN20100330_003342_000000442088_00102_42240_2081.N1	30-MAR-2010 00:33:42	Bright	43.500	92	53Eps Cyg	2.5000	4500.0	87	42240	No
9	GOM_NL__2PRFIN20100330_004327_000000612088_00102_42240_2082.N1	30-MAR-2010 00:43:27	Dark	60.500	11	53Alp Aql	0.76500	8000.0	121	42240	No
10	GOM_NL__2PRFIN20100330_010054_000000642088_00103_42241_2070.N1	30-MAR-2010 01:00:54	Dark	64.000	38	20Eps Sgr	1.8360	11000.	128	42241	No
11	GOM_NL__2PRFIN20100330_010505_000000482088_00103_42241_2071.N1	30-MAR-2010 01:05:05	Dark	48.000	25	35Lam Sco	1.6200	28000.	96	42241	No
12	GOM_NL__2PRFIN20100330_010847_000000412088_00103_42241_2072.N1	30-MAR-2010 01:08:47	Dark	40.500	134	Bet TrA	2.8100	6600.0	81	42241	No
13	GOM_NL__2PRFIN20100330_011126_000000562088_00103_42241_2073.N1	30-MAR-2010 01:11:26	Dark	55.500	4	Alp1Cen	-0.010000	5800.0	111	42241	No
14	GOM_NL__2PRFIN20100330_011406_000000492088_00103_42241_2074.N1	30-MAR-2010 01:14:06	Straylight	49.000	78	Alp Lup	2.3040	28000.	98	42241	No
15	GOM_NL__2PRFIN20100330_011542_000000492088_00103_42241_2075.N1	30-MAR-2010 01:15:42	Straylight	48.500	81	Eta Cen	2.3560	28000.	97	42241	No
16	GOM_NL__2PRFIN20100330_011829_000000542088_00103_42241_2076.N1	30-MAR-2010 01:18:29	Straylight	53.500	54	5The Cen	2.0550	4500.0	107	42241	No
17	GOM_NL__2PRFIN20100330_012440_000000472088_00103_42241_2077.N1	30-MAR-2010 01:24:40	Twi_and_stray	46.500	106	9Bet Crv	2.6480	5600.0	93	42241	No
18	GOM_NL__2PRFIN20100330_012640_000000442088_00103_42241_2078.N1	30-MAR-2010 01:26:40	Twi_and_stray	43.500	100	4Gam Crv	2.5800	13100.	87	42241	No
19	GOM_NL__2PRFIN20100330_013154_000000482088_00103_42241_2079.N1	30-MAR-2010 01:31:54	Bright	48.000	121	29Gam Vir	2.7400	7200.0	96	42241	No
20	GOM_NL__2PRFIN20100330_013631_000000402088_00103_42241_2080.N1	30-MAR-2010 01:36:31	Bright	40.000	62	94Bet Leo	2.1360	9700.0	80	42241	No
21	GOM_NL__2PRFIN20100330_013804_000000372088_00103_42241_2081.N1	30-MAR-2010 01:38:04	Bright	37.000	96	68Del Leo	2.5600	9300.0	74	42241	No
22	GOM_NL__2PRFIN20100330_014455_000000352088_00103_42241_2082.N1	30-MAR-2010 01:44:55	Bright	35.000	174	52Psi UMa	3.0040	4400.0	70	42241	No
23	GOM_NL__2PRFIN20100330_014815_000000362088_00103_42241_2083.N1	30-MAR-2010 01:48:15	Bright	35.500	82	48Bet UMa	2.3650	10600.	71	42241	No
24	GOM_NL__2PRFIN20100330_014947_000000392088_00103_42241_2084.N1	30-MAR-2010 01:49:47	Bright	38.500	36	50Alp UMa	1.8000	6300.0	77	42241	No
25	GOM_NL__2PRFIN20100330_015614_000000382088_00103_42241_2085.N1	30-MAR-2010 01:56:14	Bright	37.500	60	7Bet UMi	2.0810	3950.0	75	42241	No
26	GOM_NL__2PRFIN20100330_020530_000000392088_00103_42241_2086.N1	30-MAR-2010 02:05:30	Bright	38.500	89	5Alp Cep	2.4510	8000.0	77	42241	No
27	GOM_NL__2PRFIN20100330_021030_000000452088_00103_42241_2087.N1	30-MAR-2010 02:10:30	Bright	45.000	144	18Del Cyg	2.8600	11000.	90	42241	No
28	GOM_NL__2PRFIN20100330_021219_000000432088_00103_42241_2088.N1	30-MAR-2010 02:12:19	Bright	43.000	66	37Gam Cyg	2.2080	5900.0	86	42241	No
29	GOM_NL__2PRFIN20100330_021417_000000432088_00103_42241_2089.N1	30-MAR-2010 02:14:17	Bright	42.500	92	53Eps Cyg	2.5000	4500.0	85	42241	No
30	GOM_NL__2PRFIN20100330_022404_000000612088_00103_42241_2090.N1	30-MAR-2010 02:24:04	Dark	61.000	11	53Alp Aql	0.76500	8000.0	122	42241	No
31	GOM_NL__2PRFIN20100330_023756_000000552088_00103_42241_2091.N1	30-MAR-2010 02:37:56	Dark	54.500	57	34Sig Sgr	2.0660	26000.	109	42241	No
32	GOM_NL__2PRFIN20100330_024132_000000522088_00104_42242_2078.N1	30-MAR-2010 02:41:32	Dark	52.000	38	20Eps Sgr	1.8360	11000.	104	42242	No
33	GOM_NL__2PRFIN20100330_024542_000000452088_00104_42242_2079.N1	30-MAR-2010 02:45:42	Dark	45.000	25	35Lam Sco	1.6200	28000.	90	42242	No
34	GOM_NL__2PRFIN20100330_024923_000000382088_00104_42242_2080.N1	30-MAR-2010 02:49:23	Dark	38.000	134	Bet TrA	2.8100	6600.0	76	42242	No
35	GOM_NL__2PRFIN20100330_025203_000000502088_00104_42242_2081.N1	30-MAR-2010 02:52:03	Dark	49.500	4	Alp1Cen	-0.010000	5800.0	99	42242	No
36	GOM_NL__2PRFIN20100330_025443_000000452088_00104_42242_2082.N1	30-MAR-2010 02:54:43	Straylight	45.000	78	Alp Lup	2.3040	28000.	90	42242	No
37	GOM_NL__2PRFIN20100330_025618_000000482088_00104_42242_2083.N1	30-MAR-2010 02:56:18	Straylight	48.000	81	Eta Cen	2.3560	28000.	96	42242	No
38	GOM_NL__2PRFIN20100330_025906_000000532088_00104_42242_2084.N1	30-MAR-2010 02:59:06	Straylight	53.000	54	5The Cen	2.0550	4500.0	106	42242	No
39	GOM_NL__2PRFIN20100330_030516_000000492088_00104_42242_2085.N1	30-MAR-2010 03:05:16	Twi_and_stray	49.000	106	9Bet Crv	2.6480	5600.0	98	42242	No
40	GOM_NL__2PRFIN20100330_030716_000000432088_00104_42242_2086.N1	30-MAR-2010 03:07:16	Twi_and_stray	42.500	100	4Gam Crv	2.5800	13100.	85	42242	No
41	GOM_NL__2PRFIN20100330_031229_000000472088_00104_42242_2087.N1	30-MAR-2010 03:12:29	Bright	46.500	121	29Gam Vir	2.7400	7200.0	93	42242	No
42	GOM_NL__2PRFIN20100330_031706_000000392088_00104_42242_2088.N1	30-MAR-2010 03:17:06	Bright	39.000	62	94Bet Leo	2.1360	9700.0	78	42242	No

43	GOM_NL__2PRFIN20100330_031840_000000372088_00104_42242_2089.N1	30-MAR-2010 03:18:40	Bright	37.000	96	68Del Leo	2.5600	9300.0	74	42242	No
44	GOM_NL__2PRFIN20100330_032531_000000382088_00104_42242_2090.N1	30-MAR-2010 03:25:31	Bright	38.000	174	52Psi UMa	3.0040	4400.0	76	42242	No
45	GOM_NL__2PRFIN20100330_032851_000000372088_00104_42242_2091.N1	30-MAR-2010 03:28:51	Bright	36.500	82	48Bet UMa	2.3650	10600.	73	42242	No
46	GOM_NL__2PRFIN20100330_033022_000000352088_00104_42242_2092.N1	30-MAR-2010 03:30:22	Bright	35.000	36	50Alp UMa	1.8000	6300.0	70	42242	No
47	GOM_NL__2PRFIN20100330_033650_000000582088_00104_42242_2093.N1	30-MAR-2010 03:36:50	Bright	57.500	60	7Bet UMi	2.0810	3950.0	115	42242	No
48	GOM_NL__2PRFIN20100330_034606_000000382088_00104_42242_2094.N1	30-MAR-2010 03:46:06	Bright	37.500	89	5Alp Cep	2.4510	8000.0	75	42242	No
49	GOM_NL__2PRFIN20100330_035106_000000462088_00104_42242_2095.N1	30-MAR-2010 03:51:06	Bright	46.000	144	18Del Cyg	2.8600	11000.	92	42242	No
50	GOM_NL__2PRFIN20100330_035255_000000442088_00104_42242_2096.N1	30-MAR-2010 03:52:55	Bright	43.500	66	37Gam Cyg	2.2080	5900.0	87	42242	No
51	GOM_NL__2PRFIN20100330_035454_000000432088_00104_42242_2097.N1	30-MAR-2010 03:54:54	Bright	43.000	92	53Eps Cyg	2.5000	4500.0	86	42242	No
52	GOM_NL__2PRFIN20100330_040440_000000522088_00104_42242_2098.N1	30-MAR-2010 04:04:40	Dark	52.000	11	53Alp Aql	0.76500	8000.0	104	42242	No
53	GOM_NL__2PRFIN20100330_041833_000000612088_00104_42242_2099.N1	30-MAR-2010 04:18:33	Dark	61.000	57	34Sig Sgr	2.0660	26000.	122	42242	No
54	GOM_NL__2PRFIN20100330_042209_000000552088_00105_42243_2086.N1	30-MAR-2010 04:22:09	Dark	55.000	38	20Eps Sgr	1.8360	11000.	110	42243	No
55	GOM_NL__2PRFIN20100330_042619_000000452088_00105_42243_2087.N1	30-MAR-2010 04:26:19	Dark	45.000	25	35Lam Sco	1.6200	28000.	90	42243	No
56	GOM_NL__2PRFIN20100330_042959_000000402088_00105_42243_2088.N1	30-MAR-2010 04:29:59	Dark	40.000	134	Bet TrA	2.8100	6600.0	80	42243	No
57	GOM_NL__2PRFIN20100330_043240_000000482088_00105_42243_2089.N1	30-MAR-2010 04:32:40	Dark	47.500	4	Alp1Cen	-0.010000	5800.0	95	42243	No
58	GOM_NL__2PRFIN20100330_043519_000000472088_00105_42243_2090.N1	30-MAR-2010 04:35:19	Straylight	46.500	78	Alp Lup	2.3040	28000.	93	42243	No
59	GOM_NL__2PRFIN20100330_043655_000000492088_00105_42243_2091.N1	30-MAR-2010 04:36:55	Straylight	48.500	81	Eta Cen	2.3560	28000.	97	42243	No
60	GOM_NL__2PRFIN20100330_043942_000000542088_00105_42243_2092.N1	30-MAR-2010 04:39:42	Straylight	54.000	54	5The Cen	2.0550	4500.0	108	42243	No
61	GOM_NL__2PRFIN20100330_044553_000000462088_00105_42243_2093.N1	30-MAR-2010 04:45:53	Tw_i_and_stray	46.000	106	9Bet Crv	2.6480	5600.0	92	42243	No
62	GOM_NL__2PRFIN20100330_044752_000000442088_00105_42243_2094.N1	30-MAR-2010 04:47:52	Tw_i_and_stray	43.500	100	4Gam Crv	2.5800	13100.	87	42243	No
63	GOM_NL__2PRFIN20100330_045305_000000452088_00105_42243_2095.N1	30-MAR-2010 04:53:05	Bright	45.000	121	29Gam Vir	2.7400	7200.0	90	42243	No
64	GOM_NL__2PRFIN20100330_045742_000000402088_00105_42243_2096.N1	30-MAR-2010 04:57:42	Bright	40.000	62	94Bet Leo	2.1360	9700.0	80	42243	No
65	GOM_NL__2PRFIN20100330_045916_000000362088_00105_42243_2097.N1	30-MAR-2010 04:59:16	Bright	36.000	96	68Del Leo	2.5600	9300.0	72	42243	No
66	GOM_NL__2PRFIN20100330_050607_000000372088_00105_42243_2098.N1	30-MAR-2010 05:06:07	Bright	37.000	174	52Psi UMa	3.0040	4400.0	74	42243	No
67	GOM_NL__2PRFIN20100330_050927_000000372088_00105_42243_2099.N1	30-MAR-2010 05:09:27	Bright	36.500	82	48Bet UMa	2.3650	10600.	73	42243	No
68	GOM_NL__2PRFIN20100330_051058_000000382088_00105_42243_2100.N1	30-MAR-2010 05:10:58	Bright	37.500	36	50Alp UMa	1.8000	6300.0	75	42243	No
69	GOM_NL__2PRFIN20100330_051726_000000582088_00105_42243_2101.N1	30-MAR-2010 05:17:26	Bright	57.500	60	7Bet UMi	2.0810	3950.0	115	42243	No
70	GOM_NL__2PRFIN20100330_052642_000000382088_00105_42243_2102.N1	30-MAR-2010 05:26:42	Bright	38.000	89	5Alp Cep	2.4510	8000.0	76	42243	No
71	GOM_NL__2PRFIN20100330_053141_000000662088_00105_42243_2103.N1	30-MAR-2010 05:31:41	Bright	66.000	144	18Del Cyg	2.8600	11000.	132	42243	No
72	GOM_NL__2PRFIN20100330_053331_000000452088_00105_42243_2104.N1	30-MAR-2010 05:33:31	Bright	45.000	66	37Gam Cyg	2.2080	5900.0	90	42243	No
73	GOM_NL__2PRFIN20100330_053530_000000442088_00105_42243_2105.N1	30-MAR-2010 05:35:30	Bright	44.000	92	53Eps Cyg	2.5000	4500.0	88	42243	No
74	GOM_NL__2PRFIN20100330_054517_000000522088_00105_42243_2106.N1	30-MAR-2010 05:45:17	Dark	52.000	11	53Alp Aql	0.76500	8000.0	104	42243	No
75	GOM_NL__2PRFIN20100330_055910_000000562088_00105_42243_2107.N1	30-MAR-2010 05:59:10	Dark	55.500	57	34Sig Sgr	2.0660	26000.	111	42243	No
76	GOM_NL__2PRFIN20100330_060246_000000532088_00106_42244_2096.N1	30-MAR-2010 06:02:46	Dark	53.000	38	20Eps Sgr	1.8360	11000.	106	42244	No
77	GOM_NL__2PRFIN20100330_060657_000000432088_00106_42244_2097.N1	30-MAR-2010 06:06:57	Dark	43.000	25	35Lam Sco	1.6200	28000.	86	42244	No
78	GOM_NL__2PRFIN20100330_061036_000000392088_00106_42244_2098.N1	30-MAR-2010 06:10:36	Dark	39.000	134	Bet TrA	2.8100	6600.0	78	42244	No
79	GOM_NL__2PRFIN20100330_061316_000000542088_00106_42244_2099.N1	30-MAR-2010 06:13:16	Dark	54.000	4	Alp1Cen	-0.010000	5800.0	108	42244	No
80	GOM_NL__2PRFIN20100330_061556_000000492088_00106_42244_2100.N1	30-MAR-2010 06:15:56	Straylight	49.000	78	Alp Lup	2.3040	28000.	98	42244	No
81	GOM_NL__2PRFIN20100330_061732_000000502088_00106_42244_2101.N1	30-MAR-2010 06:17:32	Straylight	49.500	81	Eta Cen	2.3560	28000.	99	42244	No
82	GOM_NL__2PRFIN20100330_062019_000000542088_00106_42244_2102.N1	30-MAR-2010 06:20:19	Straylight	53.500	54	5The Cen	2.0550	4500.0	107	42244	No
83	GOM_NL__2PRFIN20100330_062629_000000452088_00106_42244_2103.N1	30-MAR-2010 06:26:29	Tw_i_and_stray	45.000	106	9Bet Crv	2.6480	5600.0	90	42244	No
84	GOM_NL__2PRFIN20100330_062829_000000442088_00106_42244_2104.N1	30-MAR-2010 06:28:29	Tw_i_and_stray	44.000	100	4Gam Crv	2.5800	13100.	88	42244	No
85	GOM_NL__2PRFIN20100330_063341_000000462088_00106_42244_2105.N1	30-MAR-2010 06:33:41	Bright	46.000	121	29Gam Vir	2.7400	7200.0	92	42244	No
86	GOM_NL__2PRFIN20100330_063818_000000412088_00106_42244_2106.N1	30-MAR-2010 06:38:18	Bright	41.000	62	94Bet Leo	2.1360	9700.0	82	42244	No
87	GOM_NL__2PRFIN20100330_063952_000000372088_00106_42244_2107.N1	30-MAR-2010 06:39:52	Bright	37.000	96	68Del Leo	2.5600	9300.0	74	42244	No
88	GOM_NL__2PRFIN20100330_064643_000000372088_00106_42244_2108.N1	30-MAR-2010 06:46:43	Bright	37.000	174	52Psi UMa	3.0040	4400.0	74	42244	No
89	GOM_NL__2PRFIN20100330_064949_000000382088_00106_42244_2109.N1	30-MAR-2010 06:49:49	Bright	38.000	87	64Gam UMa	2.4330	11000.	76	42244	No
90	GOM_NL__2PRFIN20100330_065134_000000372088_00106_42244_2110.N1	30-MAR-2010 06:51:34	Bright	37.000	36	50Alp UMa	1.8000	6300.0	74	42244	No
91	GOM_NL__2PRFIN20100330_065801_000000392088_00106_42244_2111.N1	30-MAR-2010 06:58:01	Bright	39.000	60	7Bet UMi	2.0810	3950.0	78	42244	No
92	GOM_NL__2PRFIN20100330_070718_000000372088_00106_42244_2112.N1	30-MAR-2010 07:07:18	Bright	36.500	89	5Alp Cep	2.4510	8000.0	73	42244	No
93	GOM_NL__2PRFIN20100330_071217_000000472088_00106_42244_2113.N1	30-MAR-2010 07:12:17	Bright	46.500	144	18Del Cyg	2.8600	11000.	93	42244	No
94	GOM_NL__2PRFIN20100330_071407_000000422088_00106_42244_2114.N1	30-MAR-2010 07:14:07	Bright	41.500	66	37Gam Cyg	2.2080	5900.0	83	42244	No
95	GOM_NL__2PRFIN20100330_071606_000000422088_00106_42244_2115.N1	30-MAR-2010 07:16:06	Bright	41.500	92	53Eps Cyg	2.5000	4500.0	83	42244	No
96	GOM_NL__2PRFIN20100330_072554_000000432088_00106_42244_2116.N1	30-MAR-2010 07:25:54	Dark	43.000	11	53Alp Aql	0.76500	8000.0	86	42244	No
97	GOM_NL__2PRFIN20100330_073948_000000542088_00106_42244_2117.N1	30-MAR-2010 07:39:48	Dark	53.500	57	34Sig Sgr	2.0660	26000.	107	42244	No
98	GOM_NL__2PRFIN20100330_074323_000000542088_00107_42245_2107.N1	30-MAR-2010 07:43:23	Dark	53.500	38	20Eps Sgr	1.8360	11000.	107	42245	No
99	GOM_NL__2PRFIN20100330_074734_000000432088_00107_42245_2108.N1	30-MAR-2010 07:47:34	Dark	43.000	25	35Lam Sco	1.6200	28000.	86	42245	No
100	GOM_NL__2PRFIN20100330_075113_000000392088_00107_42245_2109.N1	30-MAR-2010 07:51:13	Dark	38.500	134	Bet TrA	2.8100	6600.0	77	42245	No
101	GOM_NL__2PRFIN20100330_075352_000000472088_00107_42245_2110.N1	30-MAR-2010 07:53:52	Dark	46.500	4	Alp1Cen	-0.010000	5800.0	93	42245	No

102	GOM_NL__2PRFIN20100330_075632_000000452088_00107_42245_2111.N1	30-MAR-2010 07:56:32	Straylight	45.000	78	Alp Lup	2.3040	28000.	90	42245	No
103	GOM_NL__2PRFIN20100330_075809_000000492088_00107_42245_2112.N1	30-MAR-2010 07:58:09	Straylight	48.500	81	Eta Cen	2.3560	28000.	97	42245	No
104	GOM_NL__2PRFIN20100330_080055_000000542088_00107_42245_2113.N1	30-MAR-2010 08:00:55	Straylight	53.500	54	5The Cen	2.0550	4500.0	107	42245	No
105	GOM_NL__2PRFIN20100330_080705_000000472088_00107_42245_2114.N1	30-MAR-2010 08:07:05	Tw_i_and_stray	46.500	106	9Bet Crv	2.6480	5600.0	93	42245	No
106	GOM_NL__2PRFIN20100330_080905_000000442088_00107_42245_2115.N1	30-MAR-2010 08:09:05	Tw_i_and_stray	43.500	100	4Gam Crv	2.5800	13100.	87	42245	No
107	GOM_NL__2PRFIN20100330_081417_000000472088_00107_42245_2116.N1	30-MAR-2010 08:14:17	Bright	46.500	121	29Gam Vir	2.7400	7200.0	93	42245	No
108	GOM_NL__2PRFIN20100330_081854_000000412088_00107_42245_2117.N1	30-MAR-2010 08:18:54	Bright	40.500	62	94Bet Leo	2.1360	9700.0	81	42245	No
109	GOM_NL__2PRFIN20100330_082028_000000382088_00107_42245_2118.N1	30-MAR-2010 08:20:28	Bright	37.500	96	68Del Leo	2.5600	9300.0	75	42245	No
110	GOM_NL__2PRFIN20100330_082719_000000392088_00107_42245_2119.N1	30-MAR-2010 08:27:19	Bright	38.500	174	52Psi UMa	3.0040	4400.0	77	42245	No
111	GOM_NL__2PRFIN20100330_083025_000000392088_00107_42245_2120.N1	30-MAR-2010 08:30:25	Bright	39.000	87	64Gam UMa	2.4330	11000.	78	42245	No
112	GOM_NL__2PRFIN20100330_083210_000000382088_00107_42245_2121.N1	30-MAR-2010 08:32:10	Bright	37.500	36	50Alp UMa	1.8000	6300.0	75	42245	No
113	GOM_NL__2PRFIN20100330_083837_000000372088_00107_42245_2122.N1	30-MAR-2010 08:38:37	Bright	36.500	60	7Bet UMi	2.0810	3950.0	73	42245	No
114	GOM_NL__2PRFIN20100330_084754_000000382088_00107_42245_2123.N1	30-MAR-2010 08:47:54	Bright	37.500	89	5Alp Cep	2.4510	8000.0	75	42245	No
115	GOM_NL__2PRFIN20100330_085253_000000432088_00107_42245_2124.N1	30-MAR-2010 08:52:53	Bright	43.000	144	18Del Cyg	2.8600	11000.	86	42245	No
116	GOM_NL__2PRFIN20100330_085443_000000442088_00107_42245_2125.N1	30-MAR-2010 08:54:43	Bright	44.000	66	37Gam Cyg	2.2080	5900.0	88	42245	No
117	GOM_NL__2PRFIN20100330_085642_000000442088_00107_42245_2126.N1	30-MAR-2010 08:56:42	Bright	44.000	92	53Eps Cyg	2.5000	4500.0	88	42245	No
118	GOM_NL__2PRFIN20100330_090630_000000432088_00107_42245_2127.N1	30-MAR-2010 09:06:30	Dark	43.000	11	53Alp Aql	0.76500	8000.0	86	42245	No
119	GOM_NL__2PRFIN20100330_092025_000000532088_00107_42245_2128.N1	30-MAR-2010 09:20:25	Dark	53.000	57	34Sig Sgr	2.0660	26000.	106	42245	No
120	GOM_NL__2PRFIN20100330_092401_000000542088_00108_42246_2115.N1	30-MAR-2010 09:24:01	Dark	53.500	38	20Eps Sgr	1.8360	11000.	107	42246	No
121	GOM_NL__2PRFIN20100330_092811_000000412088_00108_42246_2116.N1	30-MAR-2010 09:28:11	Dark	41.000	25	35Lam Sco	1.6200	28000.	82	42246	No
122	GOM_NL__2PRFIN20100330_093149_000000402088_00108_42246_2117.N1	30-MAR-2010 09:31:49	Dark	40.000	134	Bet TrA	2.8100	6600.0	80	42246	No
123	GOM_NL__2PRFIN20100330_093429_000000452088_00108_42246_2118.N1	30-MAR-2010 09:34:29	Dark	44.500	4	Alp1Cen	-0.010000	5800.0	89	42246	No
124	GOM_NL__2PRFIN20100330_093709_000000452088_00108_42246_2119.N1	30-MAR-2010 09:37:09	Straylight	45.000	78	Alp Lup	2.3040	28000.	90	42246	No
125	GOM_NL__2PRFIN20100330_093845_000000492088_00108_42246_2120.N1	30-MAR-2010 09:38:45	Straylight	49.000	81	Eta Cen	2.3560	28000.	98	42246	No
126	GOM_NL__2PRFIN20100330_094132_000000542088_00108_42246_2121.N1	30-MAR-2010 09:41:32	Straylight	53.500	54	5The Cen	2.0550	4500.0	107	42246	No
127	GOM_NL__2PRFIN20100330_094741_000000472088_00108_42246_2122.N1	30-MAR-2010 09:47:41	Tw_i_and_stray	47.000	106	9Bet Crv	2.6480	5600.0	94	42246	No
128	GOM_NL__2PRFIN20100330_094941_000000422088_00108_42246_2123.N1	30-MAR-2010 09:49:41	Tw_i_and_stray	42.000	100	4Gam Crv	2.5800	13100.	84	42246	No
129	GOM_NL__2PRFIN20100330_095452_000000472088_00108_42246_2124.N1	30-MAR-2010 09:54:52	Bright	46.500	121	29Gam Vir	2.7400	7200.0	93	42246	No
130	GOM_NL__2PRFIN20100330_095930_000000412088_00108_42246_2125.N1	30-MAR-2010 09:59:30	Bright	40.500	62	94Bet Leo	2.1360	9700.0	81	42246	No
131	GOM_NL__2PRFIN20100330_100104_000000382088_00108_42246_2126.N1	30-MAR-2010 10:01:04	Bright	37.500	96	68Del Leo	2.5600	9300.0	75	42246	No
132	GOM_NL__2PRFIN20100330_100754_000000402088_00108_42246_2127.N1	30-MAR-2010 10:07:54	Bright	40.000	174	52Psi UMa	3.0040	4400.0	80	42246	No
133	GOM_NL__2PRFIN20100330_101100_000000392088_00108_42246_2128.N1	30-MAR-2010 10:11:00	Bright	38.500	87	64Gam UMa	2.4330	11000.	77	42246	No
134	GOM_NL__2PRFIN20100330_101246_000000392088_00108_42246_2129.N1	30-MAR-2010 10:12:46	Bright	38.500	36	50Alp UMa	1.8000	6300.0	77	42246	No
135	GOM_NL__2PRFIN20100330_101912_000000582088_00108_42246_2130.N1	30-MAR-2010 10:19:12	Bright	58.000	60	7Bet UMi	2.0810	3950.0	116	42246	No
136	GOM_NL__2PRFIN20100330_102829_000000372088_00108_42246_2131.N1	30-MAR-2010 10:28:29	Bright	37.000	89	5Alp Cep	2.4510	8000.0	74	42246	No
137	GOM_NL__2PRFIN20100330_103329_000000452088_00108_42246_2132.N1	30-MAR-2010 10:33:29	Bright	44.500	144	18Del Cyg	2.8600	11000.	89	42246	No
138	GOM_NL__2PRFIN20100330_103519_000000462088_00108_42246_2133.N1	30-MAR-2010 10:35:19	Bright	45.500	66	37Gam Cyg	2.2080	5900.0	91	42246	No
139	GOM_NL__2PRFIN20100330_103718_000000442088_00108_42246_2134.N1	30-MAR-2010 10:37:18	Bright	44.000	92	53Eps Cyg	2.5000	4500.0	88	42246	No
140	GOM_NL__2PRFIN20100330_104707_000000352088_00108_42246_2135.N1	30-MAR-2010 10:47:07	Dark	35.000	11	53Alp Aql	0.76500	8000.0	70	42246	No
141	GOM_NL__2PRFIN20100330_110102_000000532088_00108_42246_2136.N1	30-MAR-2010 11:01:02	Dark	52.500	57	34Sig Sgr	2.0660	26000.	105	42246	No
142	GOM_NL__2PRFIN20100330_110437_000000532088_00109_42247_2123.N1	30-MAR-2010 11:04:37	Dark	53.000	38	20Eps Sgr	1.8360	11000.	106	42247	No
143	GOM_NL__2PRFIN20100330_110848_000000412088_00109_42247_2124.N1	30-MAR-2010 11:08:48	Dark	41.000	25	35Lam Sco	1.6200	28000.	82	42247	No
144	GOM_NL__2PRFIN20100330_111225_000000392088_00109_42247_2125.N1	30-MAR-2010 11:12:25	Dark	39.000	134	Bet TrA	2.8100	6600.0	78	42247	No
145	GOM_NL__2PRFIN20100330_111505_000000532088_00109_42247_2126.N1	30-MAR-2010 11:15:05	Dark	52.500	4	Alp1Cen	-0.010000	5800.0	105	42247	No
146	GOM_NL__2PRFIN20100330_111746_000000522088_00109_42247_2127.N1	30-MAR-2010 11:17:46	Straylight	52.000	78	Alp Lup	2.3040	28000.	104	42247	No
147	GOM_NL__2PRFIN20100330_111922_000000472088_00109_42247_2128.N1	30-MAR-2010 11:19:22	Straylight	46.500	81	Eta Cen	2.3560	28000.	93	42247	No
148	GOM_NL__2PRFIN20100330_112208_000000562088_00109_42247_2129.N1	30-MAR-2010 11:22:08	Straylight	56.000	54	5The Cen	2.0550	4500.0	112	42247	No
149	GOM_NL__2PRFIN20100330_112817_000000472088_00109_42247_2130.N1	30-MAR-2010 11:28:17	Tw_i_and_stray	47.000	106	9Bet Crv	2.6480	5600.0	94	42247	No
150	GOM_NL__2PRFIN20100330_113017_000000432088_00109_42247_2131.N1	30-MAR-2010 11:30:17	Tw_i_and_stray	43.000	100	4Gam Crv	2.5800	13100.	86	42247	No
151	GOM_NL__2PRFIN20100330_113528_000000462088_00109_42247_2132.N1	30-MAR-2010 11:35:28	Bright	46.000	121	29Gam Vir	2.7400	7200.0	92	42247	No
152	GOM_NL__2PRFIN20100330_114005_000000402088_00109_42247_2133.N1	30-MAR-2010 11:40:05	Bright	39.500	62	94Bet Leo	2.1360	9700.0	79	42247	No
153	GOM_NL__2PRFIN20100330_114139_000000382088_00109_42247_2134.N1	30-MAR-2010 11:41:39	Bright	38.000	96	68Del Leo	2.5600	9300.0	76	42247	No
154	GOM_NL__2PRFIN20100330_114830_000000382088_00109_42247_2135.N1	30-MAR-2010 11:48:30	Bright	37.500	174	52Psi UMa	3.0040	4400.0	75	42247	No
155	GOM_NL__2PRFIN20100330_115136_000000382088_00109_42247_2136.N1	30-MAR-2010 11:51:36	Bright	37.500	87	64Gam UMa	2.4330	11000.	75	42247	No
156	GOM_NL__2PRFIN20100330_115322_000000382088_00109_42247_2137.N1	30-MAR-2010 11:53:22	Bright	38.000	36	50Alp UMa	1.8000	6300.0	76	42247	No
157	GOM_NL__2PRFIN20100330_115948_000000392088_00109_42247_2138.N1	30-MAR-2010 11:59:48	Bright	38.500	60	7Bet UMi	2.0810	3950.0	77	42247	No
158	GOM_NL__2PRFIN20100330_120905_000000362088_00109_42247_2139.N1	30-MAR-2010 12:09:05	Bright	36.000	89	5Alp Cep	2.4510	8000.0	72	42247	No
159	GOM_NL__2PRFIN20100330_121405_000000442088_00109_42247_2140.N1	30-MAR-2010 12:14:05	Bright	44.000	144	18Del Cyg	2.8600	11000.	88	42247	No
160	GOM_NL__2PRFIN20100330_121555_000000462088_00109_42247_2141.N1	30-MAR-2010 12:15:55	Bright	45.500	66	37Gam Cyg	2.2080	5900.0	91	42247	No

161	GOM_NL__2PRFIN20100330_121753_000000442088_00109_42247_2142.N1	30-MAR-2010 12:17:53	Bright	43.500	92	53Eps Cyg	2.5000	4500.0	87	42247	No
162	GOM_NL__2PRFIN20100330_122743_000000352088_00109_42247_2143.N1	30-MAR-2010 12:27:43	Dark	35.000	11	53Alp Aql	0.76500	8000.0	70	42247	No
163	GOM_NL__2PRFIN20100330_124139_000000562088_00109_42247_2144.N1	30-MAR-2010 12:41:39	Dark	56.000	57	34Sig Sgr	2.0660	26000.	112	42247	No
164	GOM_NL__2PRFIN20100330_124515_000000552088_00110_42248_2131.N1	30-MAR-2010 12:45:15	Dark	54.500	38	20Eps Sgr	1.8360	11000.	109	42248	No
165	GOM_NL__2PRFIN20100330_124926_000000392088_00110_42248_2132.N1	30-MAR-2010 12:49:26	Dark	39.000	25	35Lam Sco	1.6200	28000.	78	42248	No
166	GOM_NL__2PRFIN20100330_125302_000000392088_00110_42248_2133.N1	30-MAR-2010 12:53:02	Dark	39.000	134	Bet TrA	2.8100	6600.0	78	42248	No
167	GOM_NL__2PRFIN20100330_125541_000000532088_00110_42248_2134.N1	30-MAR-2010 12:55:41	Dark	53.000	4	Alp1Cen	-0.010000	5800.0	106	42248	No
168	GOM_NL__2PRFIN20100330_125822_000000452088_00110_42248_2135.N1	30-MAR-2010 12:58:22	Straylight	44.500	78	Alp Lup	2.3040	28000.	89	42248	No
169	GOM_NL__2PRFIN20100330_125958_000000512088_00110_42248_2136.N1	30-MAR-2010 12:59:58	Straylight	51.000	81	Eta Cen	2.3560	28000.	102	42248	No
170	GOM_NL__2PRFIN20100330_130245_000000542088_00110_42248_2137.N1	30-MAR-2010 13:02:45	Straylight	53.500	54	5The Cen	2.0550	4500.0	107	42248	No
171	GOM_NL__2PRFIN20100330_130853_000000472088_00110_42248_2138.N1	30-MAR-2010 13:08:53	Tw_i_and_stray	46.500	106	9Bet Crv	2.6480	5600.0	93	42248	No
172	GOM_NL__2PRFIN20100330_131053_000000432088_00110_42248_2139.N1	30-MAR-2010 13:10:53	Tw_i_and_stray	43.000	100	4Gam Crv	2.5800	13100.	86	42248	No
173	GOM_NL__2PRFIN20100330_131604_000000462088_00110_42248_2140.N1	30-MAR-2010 13:16:04	Bright	46.000	121	29Gam Vir	2.7400	7200.0	92	42248	No
174	GOM_NL__2PRFIN20100330_132041_000000402088_00110_42248_2141.N1	30-MAR-2010 13:20:41	Bright	40.000	62	94Bet Leo	2.1360	9700.0	80	42248	No
175	GOM_NL__2PRFIN20100330_132215_000000372088_00110_42248_2142.N1	30-MAR-2010 13:22:15	Bright	36.500	96	68Del Leo	2.5600	9300.0	73	42248	No
176	GOM_NL__2PRFIN20100330_132906_000000362088_00110_42248_2143.N1	30-MAR-2010 13:29:06	Bright	36.000	174	52Psi UMa	3.0040	4400.0	72	42248	No
177	GOM_NL__2PRFIN20100330_133212_000000372088_00110_42248_2144.N1	30-MAR-2010 13:32:12	Bright	37.000	87	64Gam UMa	2.4330	11000.	74	42248	No
178	GOM_NL__2PRFIN20100330_133357_000000382088_00110_42248_2145.N1	30-MAR-2010 13:33:57	Bright	38.000	36	50Alp UMa	1.8000	6300.0	76	42248	No
179	GOM_NL__2PRFIN20100330_134023_000000402088_00110_42248_2146.N1	30-MAR-2010 13:40:23	Bright	40.000	60	7Bet UMi	2.0810	3950.0	80	42248	No
180	GOM_NL__2PRFIN20100330_134941_000000382088_00110_42248_2147.N1	30-MAR-2010 13:49:41	Bright	37.500	89	5Alp Cep	2.4510	8000.0	75	42248	No
181	GOM_NL__2PRFIN20100330_135440_000000462088_00110_42248_2148.N1	30-MAR-2010 13:54:40	Bright	46.000	144	18Del Cyg	2.8600	11000.	92	42248	No
182	GOM_NL__2PRFIN20100330_135631_000000452088_00110_42248_2149.N1	30-MAR-2010 13:56:31	Bright	44.500	66	37Gam Cyg	2.2080	5900.0	89	42248	No
183	GOM_NL__2PRFIN20100330_135830_000000592088_00110_42248_2150.N1	30-MAR-2010 13:58:30	Bright	59.000	92	53Eps Cyg	2.5000	4500.0	118	42248	No
184	GOM_NL__2PRFIN20100330_140821_000000262088_00110_42248_2151.N1	30-MAR-2010 14:08:21	Dark	26.000	11	53Alp Aql	0.76500	8000.0	52	42248	No
185	GOM_NL__2PRFIN20100330_142216_000000552088_00110_42248_2152.N1	30-MAR-2010 14:22:16	Dark	54.500	57	34Sig Sgr	2.0660	26000.	109	42248	No
186	GOM_NL__2PRFIN20100330_142552_000000532088_00111_42249_2140.N1	30-MAR-2010 14:25:52	Dark	52.500	38	20Eps Sgr	1.8360	11000.	105	42249	No
187	GOM_NL__2PRFIN20100330_143003_000000392088_00111_42249_2141.N1	30-MAR-2010 14:30:03	Dark	39.000	25	35Lam Sco	1.6200	28000.	78	42249	No
188	GOM_NL__2PRFIN20100330_143338_000000392088_00111_42249_2142.N1	30-MAR-2010 14:33:38	Dark	39.000	134	Bet TrA	2.8100	6600.0	78	42249	No
189	GOM_NL__2PRFIN20100330_143618_000000512088_00111_42249_2143.N1	30-MAR-2010 14:36:18	Dark	50.500	4	Alp1Cen	-0.010000	5800.0	101	42249	No
190	GOM_NL__2PRFIN20100330_143859_000000492088_00111_42249_2144.N1	30-MAR-2010 14:38:59	Straylight	49.000	78	Alp Lup	2.3040	28000.	98	42249	No
191	GOM_NL__2PRFIN20100330_144035_000000472088_00111_42249_2145.N1	30-MAR-2010 14:40:35	Straylight	47.000	81	Eta Cen	2.3560	28000.	94	42249	No
192	GOM_NL__2PRFIN20100330_144321_000000512088_00111_42249_2146.N1	30-MAR-2010 14:43:21	Straylight	50.500	54	5The Cen	2.0550	4500.0	101	42249	No
193	GOM_NL__2PRFIN20100330_144929_000000462088_00111_42249_2147.N1	30-MAR-2010 14:49:29	Tw_i_and_stray	46.000	106	9Bet Crv	2.6480	5600.0	92	42249	No
194	GOM_NL__2PRFIN20100330_145129_000000442088_00111_42249_2148.N1	30-MAR-2010 14:51:29	Tw_i_and_stray	43.500	100	4Gam Crv	2.5800	13100.	87	42249	No
195	GOM_NL__2PRFIN20100330_145640_000000452088_00111_42249_2149.N1	30-MAR-2010 14:56:40	Bright	44.500	121	29Gam Vir	2.7400	7200.0	89	42249	No
196	GOM_NL__2PRFIN20100330_150117_000000402088_00111_42249_2150.N1	30-MAR-2010 15:01:17	Bright	39.500	62	94Bet Leo	2.1360	9700.0	79	42249	No
197	GOM_NL__2PRFIN20100330_150251_000000382088_00111_42249_2151.N1	30-MAR-2010 15:02:51	Bright	37.500	96	68Del Leo	2.5600	9300.0	75	42249	No
198	GOM_NL__2PRFIN20100330_150942_000000382088_00111_42249_2152.N1	30-MAR-2010 15:09:42	Bright	38.000	174	52Psi UMa	3.0040	4400.0	76	42249	No
199	GOM_NL__2PRFIN20100330_151248_000000402088_00111_42249_2153.N1	30-MAR-2010 15:12:48	Bright	39.500	87	64Gam UMa	2.4330	11000.	79	42249	No
200	GOM_NL__2PRFIN20100330_151433_000000382088_00111_42249_2154.N1	30-MAR-2010 15:14:33	Bright	38.000	36	50Alp UMa	1.8000	6300.0	76	42249	No
201	GOM_NL__2PRFIN20100330_152059_000000382088_00111_42249_2155.N1	30-MAR-2010 15:20:59	Bright	37.500	60	7Bet UMi	2.0810	3950.0	75	42249	No
202	GOM_NL__2PRFIN20100330_153017_000000542088_00111_42249_2156.N1	30-MAR-2010 15:30:17	Bright	54.000	89	5Alp Cep	2.4510	8000.0	108	42249	No
203	GOM_NL__2PRFIN20100330_153516_000000482088_00111_42249_2157.N1	30-MAR-2010 15:35:16	Bright	47.500	144	18Del Cyg	2.8600	11000.	95	42249	No
204	GOM_NL__2PRFIN20100330_153707_000000482088_00111_42249_2158.N1	30-MAR-2010 15:37:07	Bright	47.500	66	37Gam Cyg	2.2080	5900.0	95	42249	No
205	GOM_NL__2PRFIN20100330_153906_000000442088_00111_42249_2159.N1	30-MAR-2010 15:39:06	Bright	43.500	92	53Eps Cyg	2.5000	4500.0	87	42249	No
206	GOM_NL__2PRFIN20100330_154857_000000262088_00111_42249_2160.N1	30-MAR-2010 15:48:57	Dark	26.000	11	53Alp Aql	0.76500	8000.0	52	42249	No
207	GOM_NL__2PRFIN20100330_160253_000000562088_00111_42249_2161.N1	30-MAR-2010 16:02:53	Dark	55.500	57	34Sig Sgr	2.0660	26000.	111	42249	No
208	GOM_NL__2PRFIN20100330_160629_000000552088_00112_42250_2169.N1	30-MAR-2010 16:06:29	Dark	55.000	38	20Eps Sgr	1.8360	11000.	110	42250	No
209	GOM_NL__2PRFIN20100330_161040_000000362088_00112_42250_2170.N1	30-MAR-2010 16:10:40	Dark	36.000	25	35Lam Sco	1.6200	28000.	72	42250	No
210	GOM_NL__2PRFIN20100330_161415_000000412088_00112_42250_2171.N1	30-MAR-2010 16:14:15	Dark	41.000	134	Bet TrA	2.8100	6600.0	82	42250	No
211	GOM_NL__2PRFIN20100330_161654_000000532088_00112_42250_2172.N1	30-MAR-2010 16:16:54	Dark	53.000	4	Alp1Cen	-0.010000	5800.0	106	42250	No
212	GOM_NL__2PRFIN20100330_161935_000000442088_00112_42250_2173.N1	30-MAR-2010 16:19:35	Straylight	44.000	78	Alp Lup	2.3040	28000.	88	42250	No
213	GOM_NL__2PRFIN20100330_162111_000000502088_00112_42250_2174.N1	30-MAR-2010 16:21:11	Straylight	50.000	81	Eta Cen	2.3560	28000.	100	42250	No
214	GOM_NL__2PRFIN20100330_162358_000000562088_00112_42250_2175.N1	30-MAR-2010 16:23:58	Straylight	56.000	54	5The Cen	2.0550	4500.0	112	42250	No
215	GOM_NL__2PRFIN20100330_163006_000000452088_00112_42250_2176.N1	30-MAR-2010 16:30:06	Tw_i_and_stray	45.000	106	9Bet Crv	2.6480	5600.0	90	42250	No
216	GOM_NL__2PRFIN20100330_163205_000000442088_00112_42250_2177.N1	30-MAR-2010 16:32:05	Tw_i_and_stray	44.000	100	4Gam Crv	2.5800	13100.	88	42250	No
217	GOM_NL__2PRFIN20100330_163716_000000462088_00112_42250_2178.N1	30-MAR-2010 16:37:16	Bright	45.500	121	29Gam Vir	2.7400	7200.0	91	42250	No
218	GOM_NL__2PRFIN20100330_164153_000000402088_00112_42250_2179.N1	30-MAR-2010 16:41:53	Bright	40.000	62	94Bet Leo	2.1360	9700.0	80	42250	No
219	GOM_NL__2PRFIN20100330_164327_000000362088_00112_42250_2180.N1	30-MAR-2010 16:43:27	Bright	36.000	96	68Del Leo	2.5600	9300.0	72	42250	No

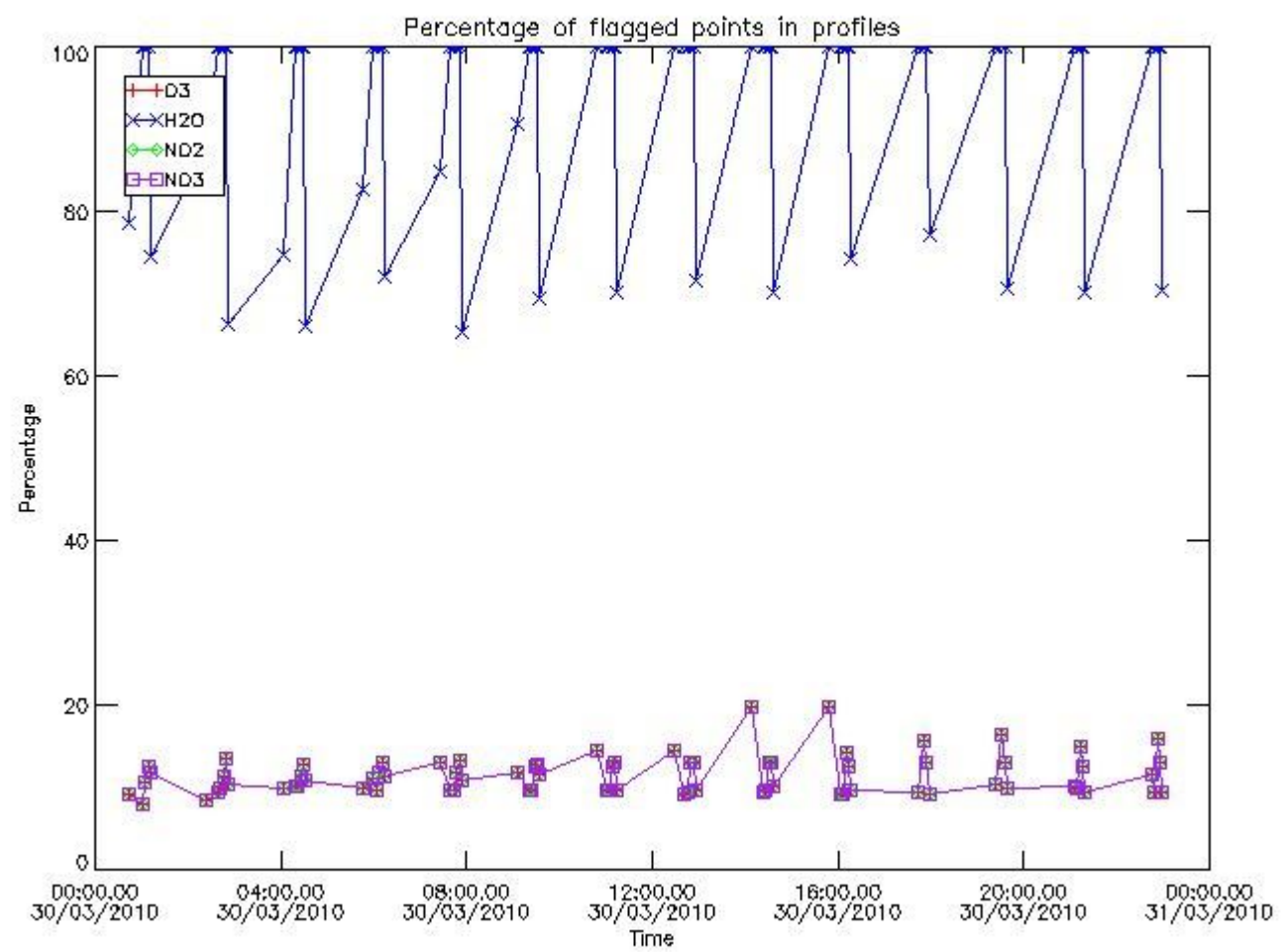
220	GOM_NL__2PRFIN20100330_165018_000000372088_00112_42250_2181.N1	30-MAR-2010 16:50:18	Bright	36.500	174	52Psi UMa	3.0040	4400.0	73	42250	No
221	GOM_NL__2PRFIN20100330_165323_000000382088_00112_42250_2182.N1	30-MAR-2010 16:53:23	Bright	37.500	87	64Gam UMa	2.4330	11000.	75	42250	No
222	GOM_NL__2PRFIN20100330_165509_000000492088_00112_42250_2183.N1	30-MAR-2010 16:55:09	Bright	49.000	36	50Alp UMa	1.8000	6300.0	98	42250	No
223	GOM_NL__2PRFIN20100330_170135_000000412088_00112_42250_2184.N1	30-MAR-2010 17:01:35	Bright	40.500	60	7Bet UMi	2.0810	3950.0	81	42250	No
224	GOM_NL__2PRFIN20100330_171053_000000372088_00112_42250_2185.N1	30-MAR-2010 17:10:53	Bright	37.000	89	5Alp Cep	2.4510	8000.0	74	42250	No
225	GOM_NL__2PRFIN20100330_171552_000000472088_00112_42250_2186.N1	30-MAR-2010 17:15:52	Bright	46.500	144	18Del Cyg	2.8600	11000.	93	42250	No
226	GOM_NL__2PRFIN20100330_171742_000000472088_00112_42250_2187.N1	30-MAR-2010 17:17:42	Bright	46.500	66	37Gam Cyg	2.2080	5900.0	93	42250	No
227	GOM_NL__2PRFIN20100330_171942_000000422088_00112_42250_2188.N1	30-MAR-2010 17:19:42	Bright	42.000	92	53Eps Cyg	2.5000	4500.0	84	42250	No
228	GOM_NL__2PRFIN20100330_174331_000000542088_00112_42250_2189.N1	30-MAR-2010 17:43:31	Dark	54.000	57	34Sig Sgr	2.0660	26000.	108	42250	No
229	GOM_NL__2PRFIN20100330_175117_000000362088_00113_42251_2177.N1	30-MAR-2010 17:51:17	Dark	36.000	25	35Lam Sco	1.6200	28000.	72	42251	No
230	GOM_NL__2PRFIN20100330_175451_000000402088_00113_42251_2178.N1	30-MAR-2010 17:54:51	Dark	39.500	134	Bet TrA	2.8100	6600.0	79	42251	No
231	GOM_NL__2PRFIN20100330_175731_000000552088_00113_42251_2179.N1	30-MAR-2010 17:57:31	Dark	55.000	4	Alp1Cen	-0.010000	5800.0	110	42251	No
232	GOM_NL__2PRFIN20100330_180012_000000452088_00113_42251_2180.N1	30-MAR-2010 18:00:12	Straylight	45.000	78	Alp Lup	2.3040	28000.	90	42251	No
233	GOM_NL__2PRFIN20100330_180148_000000482088_00113_42251_2181.N1	30-MAR-2010 18:01:48	Straylight	47.500	81	Eta Cen	2.3560	28000.	95	42251	No
234	GOM_NL__2PRFIN20100330_180434_000000542088_00113_42251_2182.N1	30-MAR-2010 18:04:34	Straylight	53.500	54	5The Cen	2.0550	4500.0	107	42251	No
235	GOM_NL__2PRFIN20100330_181042_000000482088_00113_42251_2183.N1	30-MAR-2010 18:10:42	Twi_and_stray	47.500	106	9Bet Crv	2.6480	5600.0	95	42251	No
236	GOM_NL__2PRFIN20100330_181241_000000442088_00113_42251_2184.N1	30-MAR-2010 18:12:41	Twi_and_stray	43.500	100	4Gam Crv	2.5800	13100.	87	42251	No
237	GOM_NL__2PRFIN20100330_181752_000000462088_00113_42251_2185.N1	30-MAR-2010 18:17:52	Bright	46.000	121	29Gam Vir	2.7400	7200.0	92	42251	No
238	GOM_NL__2PRFIN20100330_182229_000000402088_00113_42251_2186.N1	30-MAR-2010 18:22:29	Bright	40.000	62	94Bet Leo	2.1360	9700.0	80	42251	No
239	GOM_NL__2PRFIN20100330_182403_000000372088_00113_42251_2187.N1	30-MAR-2010 18:24:03	Bright	36.500	96	68Del Leo	2.5600	9300.0	73	42251	No
240	GOM_NL__2PRFIN20100330_183054_000000372088_00113_42251_2188.N1	30-MAR-2010 18:30:54	Bright	37.000	174	52Psi UMa	3.0040	4400.0	74	42251	No
241	GOM_NL__2PRFIN20100330_183359_000000382088_00113_42251_2189.N1	30-MAR-2010 18:33:59	Bright	37.500	87	64Gam UMa	2.4330	11000.	75	42251	No
242	GOM_NL__2PRFIN20100330_183545_000000372088_00113_42251_2190.N1	30-MAR-2010 18:35:45	Bright	36.500	36	50Alp UMa	1.8000	6300.0	73	42251	No
243	GOM_NL__2PRFIN20100330_184210_000000402088_00113_42251_2191.N1	30-MAR-2010 18:42:10	Bright	39.500	60	7Bet UMi	2.0810	3950.0	79	42251	No
244	GOM_NL__2PRFIN20100330_185129_000000372088_00113_42251_2192.N1	30-MAR-2010 18:51:29	Bright	36.500	89	5Alp Cep	2.4510	8000.0	73	42251	No
245	GOM_NL__2PRFIN20100330_185628_000000452088_00113_42251_2193.N1	30-MAR-2010 18:56:28	Bright	45.000	144	18Del Cyg	2.8600	11000.	90	42251	No
246	GOM_NL__2PRFIN20100330_185818_000000432088_00113_42251_2194.N1	30-MAR-2010 18:58:18	Bright	42.500	66	37Gam Cyg	2.2080	5900.0	85	42251	No
247	GOM_NL__2PRFIN20100330_190018_000000592088_00113_42251_2195.N1	30-MAR-2010 19:00:18	Bright	59.000	92	53Eps Cyg	2.5000	4500.0	118	42251	No
248	GOM_NL__2PRFIN20100330_192408_000000542088_00113_42251_2196.N1	30-MAR-2010 19:24:08	Dark	53.500	57	34Sig Sgr	2.0660	26000.	107	42251	No
249	GOM_NL__2PRFIN20100330_193155_000000342088_00114_42252_2185.N1	30-MAR-2010 19:31:55	Dark	34.000	25	35Lam Sco	1.6200	28000.	68	42252	No
250	GOM_NL__2PRFIN20100330_193528_000000392088_00114_42252_2186.N1	30-MAR-2010 19:35:28	Dark	39.000	134	Bet TrA	2.8100	6600.0	78	42252	No
251	GOM_NL__2PRFIN20100330_193807_000000522088_00114_42252_2187.N1	30-MAR-2010 19:38:07	Dark	51.500	4	Alp1Cen	-0.010000	5800.0	103	42252	No
252	GOM_NL__2PRFIN20100330_194048_000000462088_00114_42252_2188.N1	30-MAR-2010 19:40:48	Straylight	46.000	78	Alp Lup	2.3040	28000.	92	42252	No
253	GOM_NL__2PRFIN20100330_194225_000000522088_00114_42252_2189.N1	30-MAR-2010 19:42:25	Straylight	51.500	81	Eta Cen	2.3560	28000.	103	42252	No
254	GOM_NL__2PRFIN20100330_194511_000000512088_00114_42252_2190.N1	30-MAR-2010 19:45:11	Straylight	50.500	54	5The Cen	2.0550	4500.0	101	42252	No
255	GOM_NL__2PRFIN20100330_195118_000000492088_00114_42252_2191.N1	30-MAR-2010 19:51:18	Twi_and_stray	48.500	106	9Bet Crv	2.6480	5600.0	97	42252	No
256	GOM_NL__2PRFIN20100330_195317_000000452088_00114_42252_2192.N1	30-MAR-2010 19:53:17	Twi_and_stray	44.500	100	4Gam Crv	2.5800	13100.	89	42252	No
257	GOM_NL__2PRFIN20100330_195827_000000452088_00114_42252_2193.N1	30-MAR-2010 19:58:27	Bright	45.000	121	29Gam Vir	2.7400	7200.0	90	42252	No
258	GOM_NL__2PRFIN20100330_200305_000000402088_00114_42252_2194.N1	30-MAR-2010 20:03:05	Bright	39.500	62	94Bet Leo	2.1360	9700.0	79	42252	No
259	GOM_NL__2PRFIN20100330_200439_000000372088_00114_42252_2195.N1	30-MAR-2010 20:04:39	Bright	36.500	96	68Del Leo	2.5600	9300.0	73	42252	No
260	GOM_NL__2PRFIN20100330_201129_000000392088_00114_42252_2196.N1	30-MAR-2010 20:11:29	Bright	38.500	174	52Psi UMa	3.0040	4400.0	77	42252	No
261	GOM_NL__2PRFIN20100330_201435_000000402088_00114_42252_2197.N1	30-MAR-2010 20:14:35	Bright	39.500	87	64Gam UMa	2.4330	11000.	79	42252	No
262	GOM_NL__2PRFIN20100330_201621_000000372088_00114_42252_2198.N1	30-MAR-2010 20:16:21	Bright	36.500	36	50Alp UMa	1.8000	6300.0	73	42252	No
263	GOM_NL__2PRFIN20100330_202246_000000362088_00114_42252_2199.N1	30-MAR-2010 20:22:46	Bright	36.000	60	7Bet UMi	2.0810	3950.0	72	42252	No
264	GOM_NL__2PRFIN20100330_203205_000000372088_00114_42252_2200.N1	30-MAR-2010 20:32:05	Bright	36.500	89	5Alp Cep	2.4510	8000.0	73	42252	No
265	GOM_NL__2PRFIN20100330_203704_000000452088_00114_42252_2201.N1	30-MAR-2010 20:37:04	Bright	45.000	144	18Del Cyg	2.8600	11000.	90	42252	No
266	GOM_NL__2PRFIN20100330_203854_000000452088_00114_42252_2202.N1	30-MAR-2010 20:38:54	Bright	45.000	66	37Gam Cyg	2.2080	5900.0	90	42252	No
267	GOM_NL__2PRFIN20100330_204054_000000592088_00114_42252_2203.N1	30-MAR-2010 20:40:54	Bright	58.500	92	53Eps Cyg	2.5000	4500.0	117	42252	No
268	GOM_NL__2PRFIN20100330_210445_000000552088_00114_42252_2204.N1	30-MAR-2010 21:04:45	Dark	55.000	57	34Sig Sgr	2.0660	26000.	110	42252	No
269	GOM_NL__2PRFIN20100330_210821_000000522088_00115_42253_2193.N1	30-MAR-2010 21:08:21	Dark	51.500	38	20Eps Sgr	1.8360	11000.	103	42253	No
270	GOM_NL__2PRFIN20100330_211232_000000342088_00115_42253_2194.N1	30-MAR-2010 21:12:32	Dark	34.000	25	35Lam Sco	1.6200	28000.	68	42253	No
271	GOM_NL__2PRFIN20100330_211604_000000412088_00115_42253_2195.N1	30-MAR-2010 21:16:04	Dark	41.000	134	Bet TrA	2.8100	6600.0	82	42253	No
272	GOM_NL__2PRFIN20100330_211843_000000542088_00115_42253_2196.N1	30-MAR-2010 21:18:43	Dark	54.000	4	Alp1Cen	-0.010000	5800.0	108	42253	No
273	GOM_NL__2PRFIN20100330_212125_000000502088_00115_42253_2197.N1	30-MAR-2010 21:21:25	Straylight	49.500	78	Alp Lup	2.3040	28000.	99	42253	No
274	GOM_NL__2PRFIN20100330_212301_000000472088_00115_42253_2198.N1	30-MAR-2010 21:23:01	Straylight	47.000	81	Eta Cen	2.3560	28000.	94	42253	No
275	GOM_NL__2PRFIN20100330_212548_000000532088_00115_42253_2199.N1	30-MAR-2010 21:25:48	Straylight	52.500	54	5The Cen	2.0550	4500.0	105	42253	No
276	GOM_NL__2PRFIN20100330_213154_000000432088_00115_42253_2200.N1	30-MAR-2010 21:31:54	Twi_and_stray	43.000	106	9Bet Crv	2.6480	5600.0	86	42253	No
277	GOM_NL__2PRFIN20100330_213353_000000442088_00115_42253_2201.N1	30-MAR-2010 21:33:53	Twi_and_stray	44.000	100	4Gam Crv	2.5800	13100.	88	42253	No
278	GOM_NL__2PRFIN20100330_213903_000000462088_00115_42253_2202.N1	30-MAR-2010 21:39:03	Bright	46.000	121	29Gam Vir	2.7400	7200.0	92	42253	No

279	GOM_NL__2PRFIN20100330_214340_000000392088_00115_42253_2203.N1	30-MAR-2010 21:43:40	Bright	39.000	62	94Bet Leo	2.1360	9700.0	78	42253	No
280	GOM_NL__2PRFIN20100330_214515_000000372088_00115_42253_2204.N1	30-MAR-2010 21:45:15	Bright	37.000	96	68Del Leo	2.5600	9300.0	74	42253	No
281	GOM_NL__2PRFIN20100330_215205_000000362088_00115_42253_2205.N1	30-MAR-2010 21:52:05	Bright	36.000	174	52Psi UMa	3.0040	4400.0	72	42253	No
282	GOM_NL__2PRFIN20100330_215511_000000362088_00115_42253_2206.N1	30-MAR-2010 21:55:11	Bright	36.000	87	64Gam UMa	2.4330	11000.	72	42253	No
283	GOM_NL__2PRFIN20100330_215657_000000392088_00115_42253_2207.N1	30-MAR-2010 21:56:57	Bright	38.500	36	50Alp UMa	1.8000	6300.0	77	42253	No
284	GOM_NL__2PRFIN20100330_220322_000000372088_00115_42253_2208.N1	30-MAR-2010 22:03:22	Bright	37.000	60	7Bet UMi	2.0810	3950.0	74	42253	No
285	GOM_NL__2PRFIN20100330_221241_000000392088_00115_42253_2209.N1	30-MAR-2010 22:12:41	Bright	38.500	89	5Alp Cep	2.4510	8000.0	77	42253	No
286	GOM_NL__2PRFIN20100330_221739_000000662088_00115_42253_2210.N1	30-MAR-2010 22:17:39	Bright	66.000	144	18Del Cyg	2.8600	11000.	132	42253	No
287	GOM_NL__2PRFIN20100330_221930_000000462088_00115_42253_2211.N1	30-MAR-2010 22:19:30	Bright	45.500	66	37Gam Cyg	2.2080	5900.0	91	42253	No
288	GOM_NL__2PRFIN20100330_222130_000000592088_00115_42253_2212.N1	30-MAR-2010 22:21:30	Bright	58.500	92	53Eps Cyg	2.5000	4500.0	117	42253	No
289	GOM_NL__2PRFIN20100330_224523_000000532088_00115_42253_2213.N1	30-MAR-2010 22:45:23	Dark	53.000	57	34Sig Sgr	2.0660	26000.	106	42253	No
290	GOM_NL__2PRFIN20100330_224858_000000542088_00116_42254_2201.N1	30-MAR-2010 22:48:58	Dark	54.000	38	20Eps Sgr	1.8360	11000.	108	42254	No
291	GOM_NL__2PRFIN20100330_225309_000000322088_00116_42254_2202.N1	30-MAR-2010 22:53:09	Dark	32.000	25	35Lam Sco	1.6200	28000.	64	42254	No
292	GOM_NL__2PRFIN20100330_225640_000000392088_00116_42254_2203.N1	30-MAR-2010 22:56:40	Dark	39.000	134	Bet TrA	2.8100	6600.0	78	42254	No
293	GOM_NL__2PRFIN20100330_225920_000000552088_00116_42254_2204.N1	30-MAR-2010 22:59:20	Dark	54.500	4	Alp1Cen	-0.010000	5800.0	109	42254	No
294	GOM_NL__2PRFIN20100330_230201_000000482088_00116_42254_2205.N1	30-MAR-2010 23:02:01	Straylight	47.500	78	Alp Lup	2.3040	28000.	95	42254	No
295	GOM_NL__2PRFIN20100330_230338_000000502088_00116_42254_2206.N1	30-MAR-2010 23:03:38	Straylight	50.000	81	Eta Cen	2.3560	28000.	100	42254	No
296	GOM_NL__2PRFIN20100330_230624_000000562088_00116_42254_2207.N1	30-MAR-2010 23:06:24	Straylight	55.500	54	5The Cen	2.0550	4500.0	111	42254	No
297	GOM_NL__2PRFIN20100330_231230_000000482088_00116_42254_2208.N1	30-MAR-2010 23:12:30	Twilight_stray	47.500	106	9Bet Crv	2.6480	5600.0	95	42254	No
298	GOM_NL__2PRFIN20100330_231429_000000432088_00116_42254_2209.N1	30-MAR-2010 23:14:29	Twilight_stray	43.000	100	4Gam Crv	2.5800	13100.	86	42254	No
299	GOM_NL__2PRFIN20100330_231938_000000462088_00116_42254_2210.N1	30-MAR-2010 23:19:38	Bright	45.500	121	29Gam Vir	2.7400	7200.0	91	42254	No
300	GOM_NL__2PRFIN20100330_232416_000000392088_00116_42254_2211.N1	30-MAR-2010 23:24:16	Bright	39.000	62	94Bet Leo	2.1360	9700.0	78	42254	No
301	GOM_NL__2PRFIN20100330_232551_000000362088_00116_42254_2212.N1	30-MAR-2010 23:25:51	Bright	36.000	96	68Del Leo	2.5600	9300.0	72	42254	No
302	GOM_NL__2PRFIN20100330_233241_000000382088_00116_42254_2213.N1	30-MAR-2010 23:32:41	Bright	37.500	174	52Psi UMa	3.0040	4400.0	75	42254	No
303	GOM_NL__2PRFIN20100330_233546_000000382088_00116_42254_2214.N1	30-MAR-2010 23:35:46	Bright	37.500	87	64Gam UMa	2.4330	11000.	75	42254	No
304	GOM_NL__2PRFIN20100330_233733_000000382088_00116_42254_2215.N1	30-MAR-2010 23:37:33	Bright	37.500	36	50Alp UMa	1.8000	6300.0	75	42254	No
305	GOM_NL__2PRFIN20100330_234357_000000402088_00116_42254_2216.N1	30-MAR-2010 23:43:57	Bright	40.000	60	7Bet UMi	2.0810	3950.0	80	42254	No
306	GOM_NL__2PRFIN20100330_235316_000000362088_00116_42254_2217.N1	30-MAR-2010 23:53:16	Bright	36.000	89	5Alp Cep	2.4510	8000.0	72	42254	No
307	GOM_NL__2PRFIN20100330_235815_000000472088_00116_42254_2218.N1	30-MAR-2010 23:58:15	Bright	46.500	144	18Del Cyg	2.8600	11000.	93	42254	No

3. Quality information per product

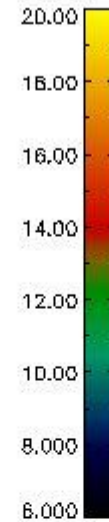
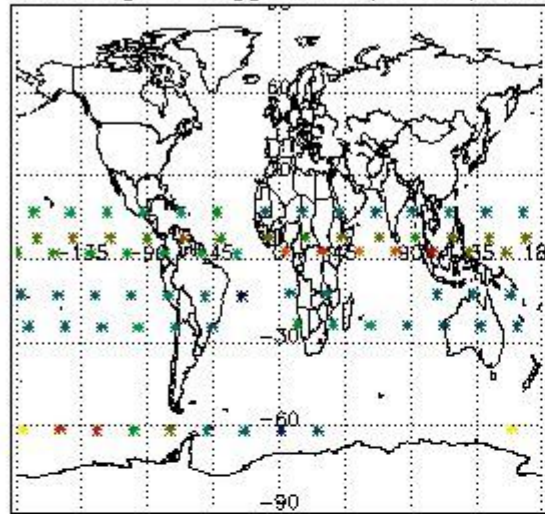
In this section it is plotted some information contained in the Quality Summary data set of the level 2 products. Only products in dark limb conditions and without errors (error flag in the MPH set to "0") are used.

3.1 Plot quality information per product (time dependant)

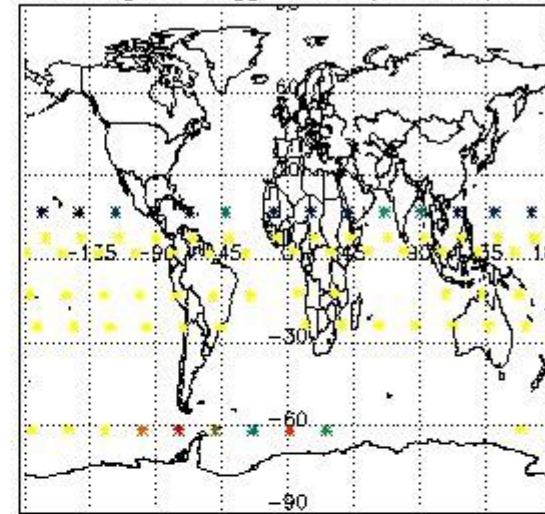


3.2 Plot quality information per product (world map)

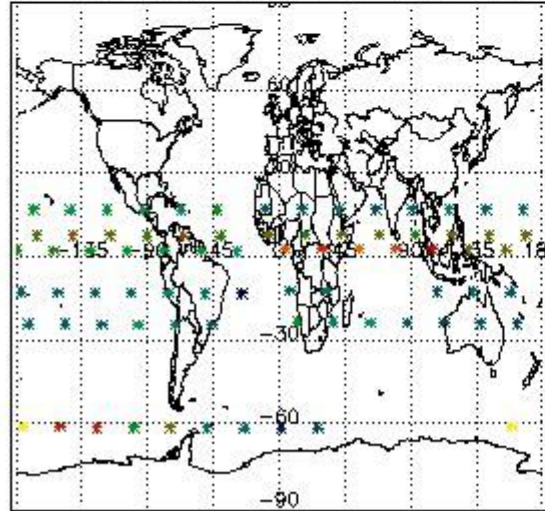
Percentage of flagged data per O3 profile



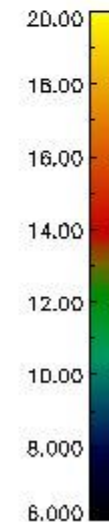
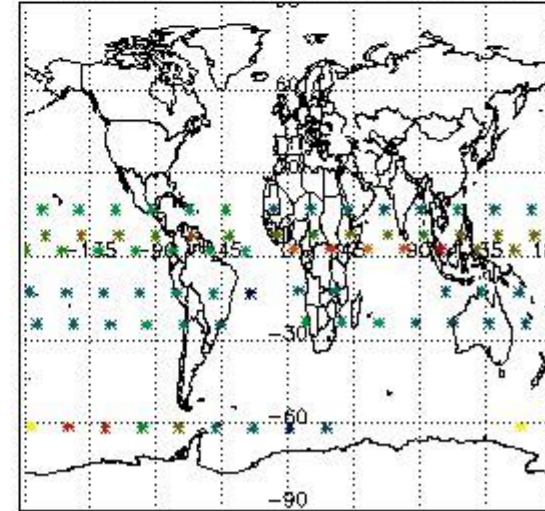
Percentage of flagged data per H2O profile



Percentage of flagged data per NO2 profile



Percentage of flagged data per NO3 profile

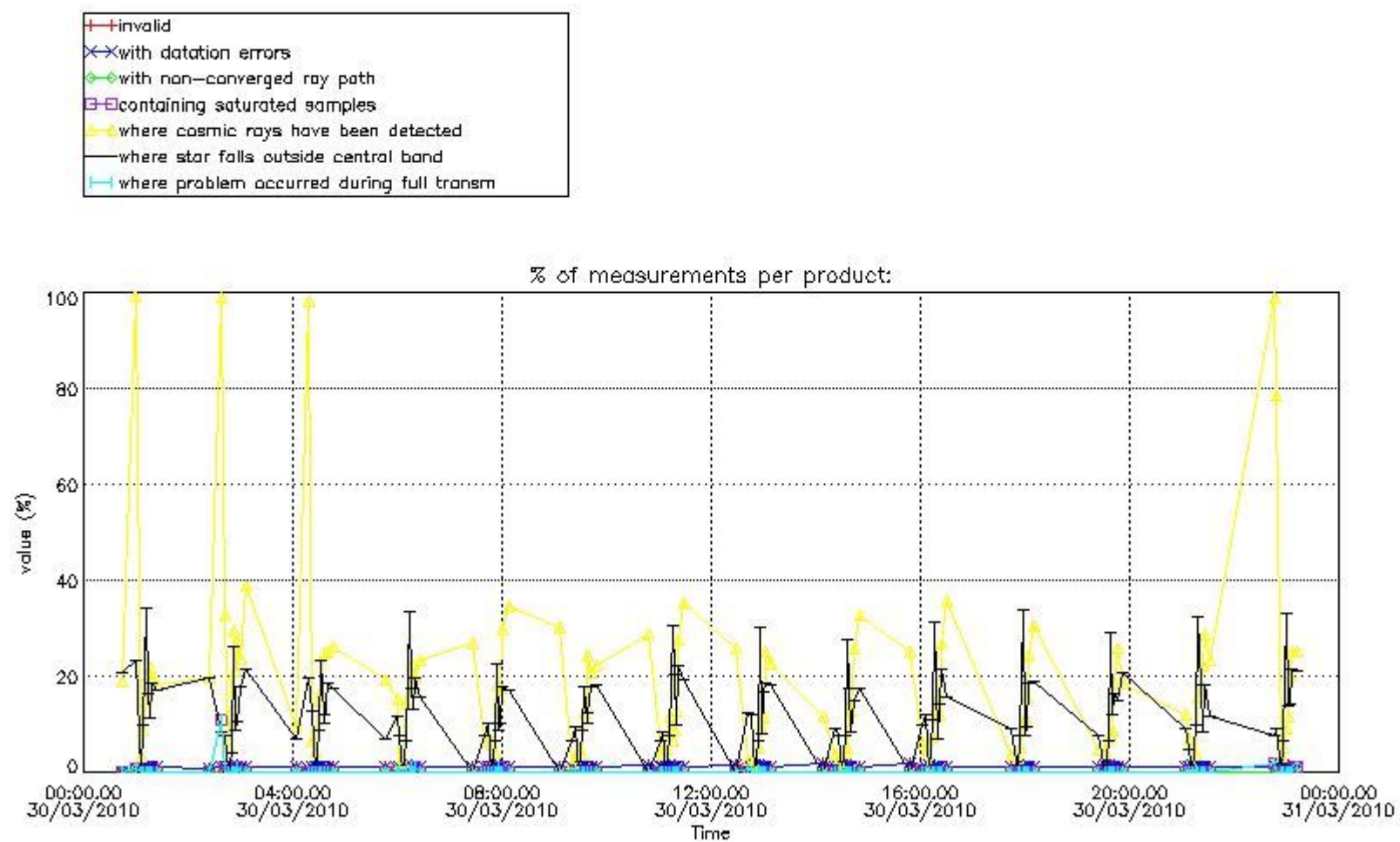


4. Level 1 quality information per product

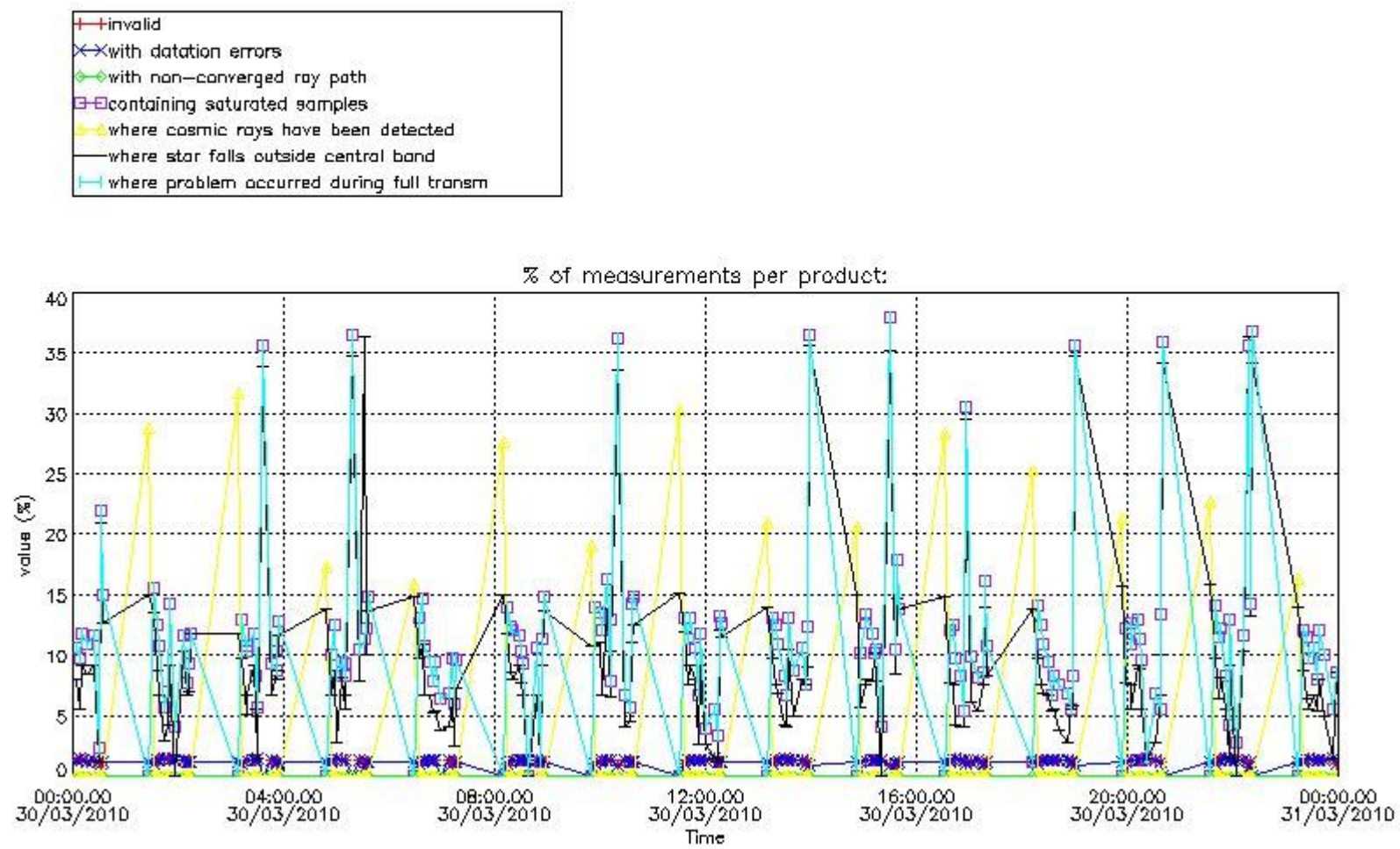
In this section it is plotted some information contained in the Quality Summary data set of the level 2 products that comes from the level 1b processing. Products without errors (error flag in the MPH set to "0") are used.

4.1 Plot quality information per product (time dependant) coming from level 1b processing

4.1.1 Plot level 1 quality information per product (time dependant): ENVISAT ASCENDING passes

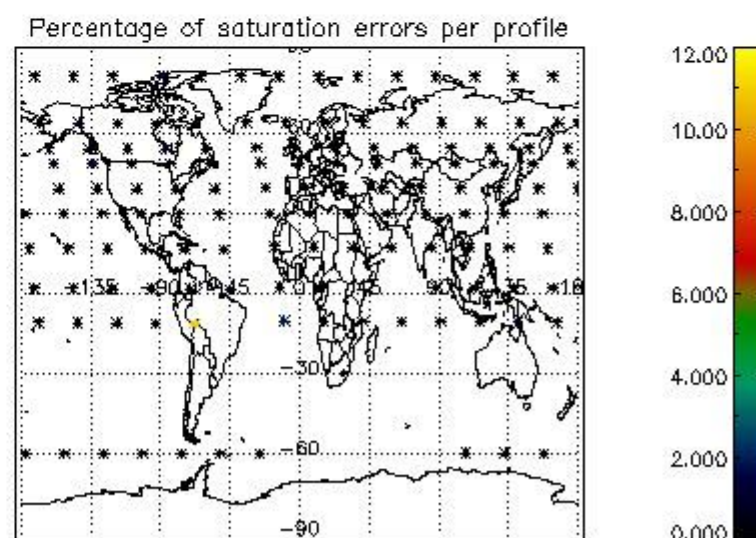
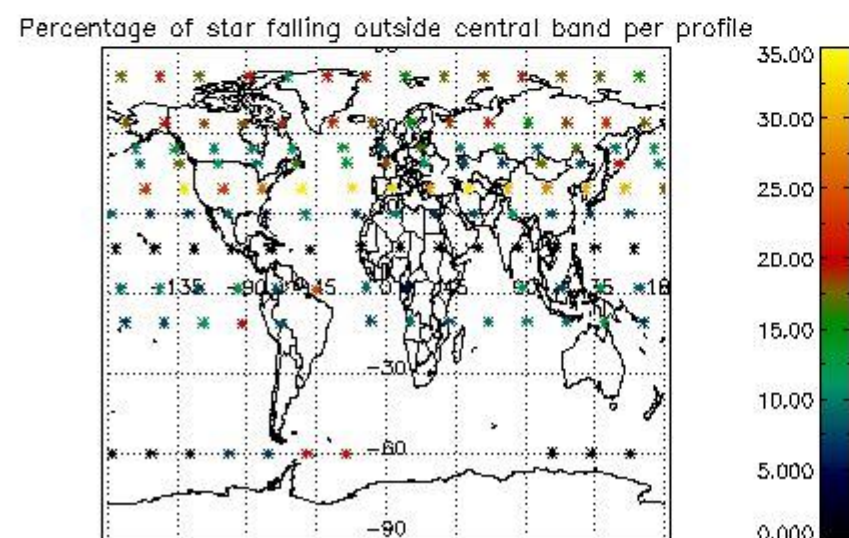
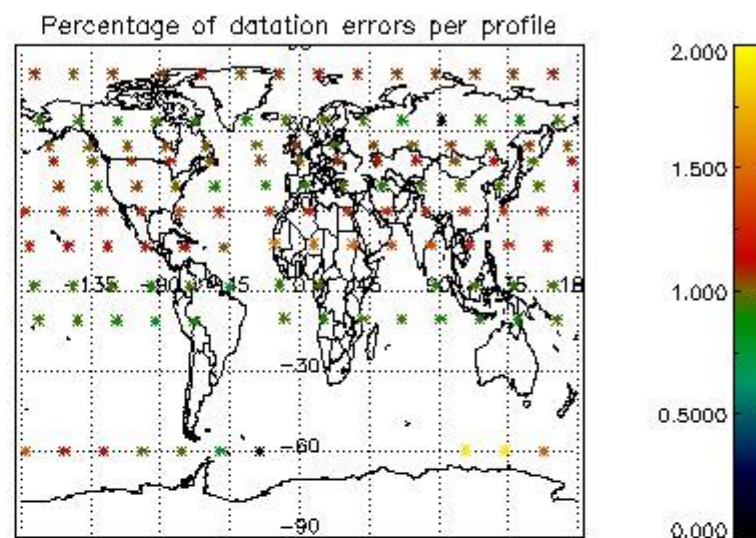
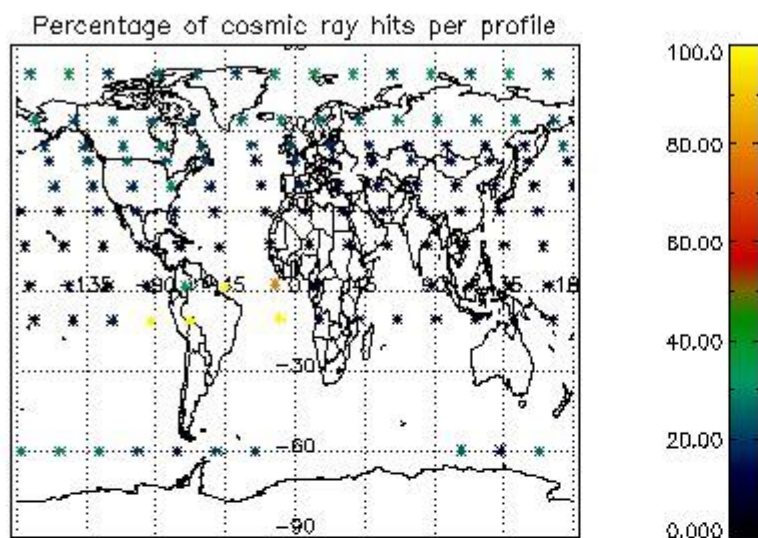


4.1.2 Plot level 1 quality information per product (time dependant): ENVI SAT DESCENDING passes

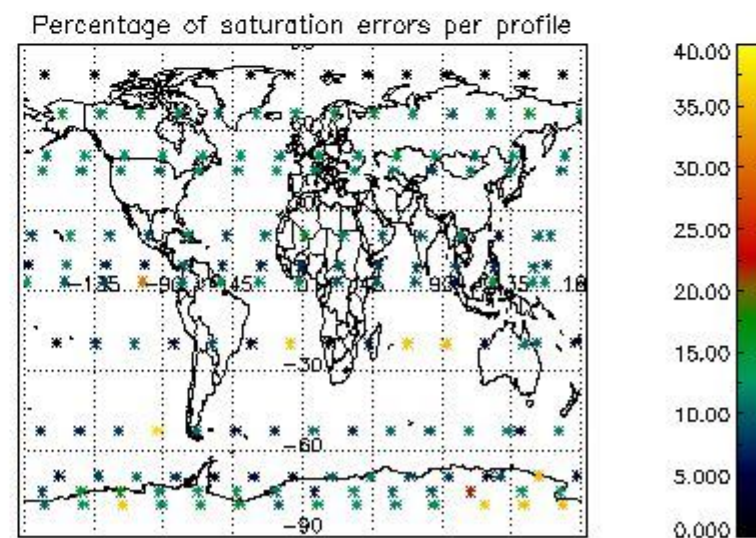
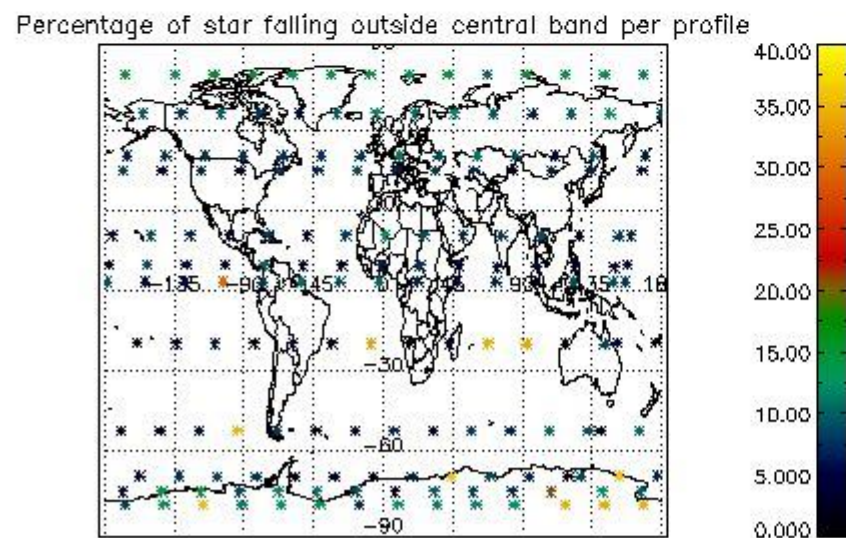
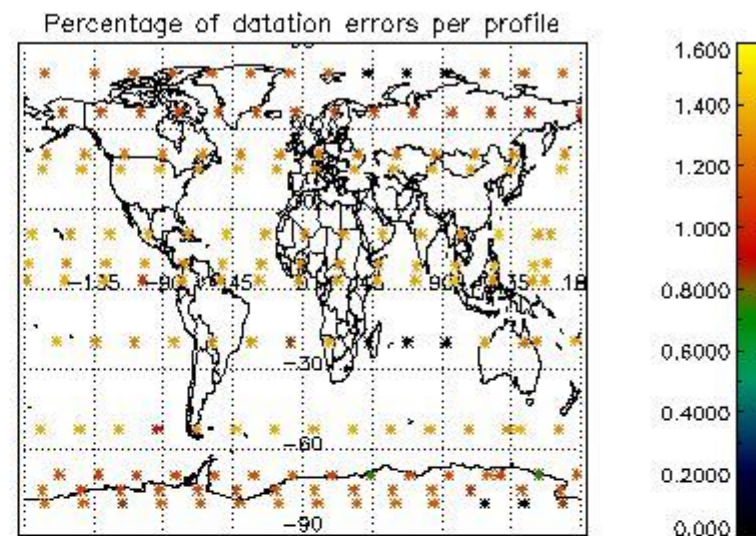
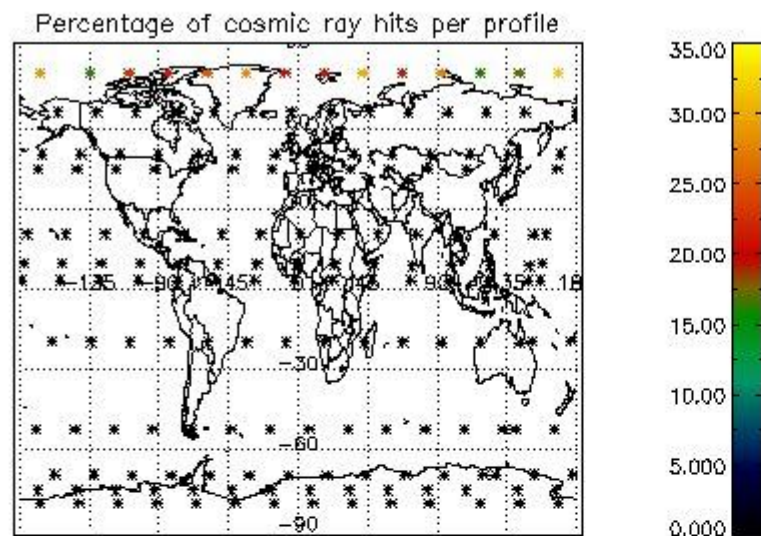


4.2 Plot quality information per product coming from level 1b processing (world map)

4.2.1 Plot level 1 quality information per product (world map): ENVISAT ASCENDING passes



4.2.2 Plot level 1 quality information per product (world map): ENVISAT DESCENDING passes



5. Trace gas profiles

5.1 Ozone statistics based on quality of products

The final quality of the products can be "measured" using the STD (Standard Deviation) attached to every point profile. This information is written to the parameter GOM_NL__2P/NL_LOCAL_SPECIES_DENSITY/o3_std of the level 2 products. The table below shows the statistics for given STD ranges.

The statistics are given with respect to the overall valid production:

- Products without fatal errors: GOM_NL__2P/MPH/PRODUCT_ERR=0
- Valid point profile: GOM_NL__2P/NL_LOCAL_SPECIES_DENSITY/pcd(0)=0

The 'Criteria' is applied to valid points of dark limb products:

- Products in dark limb illumination condition: GOM_NL__2P/NL_SUMMARY_QUALITY/obs_ill_cond=0
- Products without fatal errors: GOM_NL__2P/MPH/PRODUCT_ERR=0
- Valid point profile: GOM_NL__2P/NL_LOCAL_SPECIES_DENSITY/pcd(0)=0

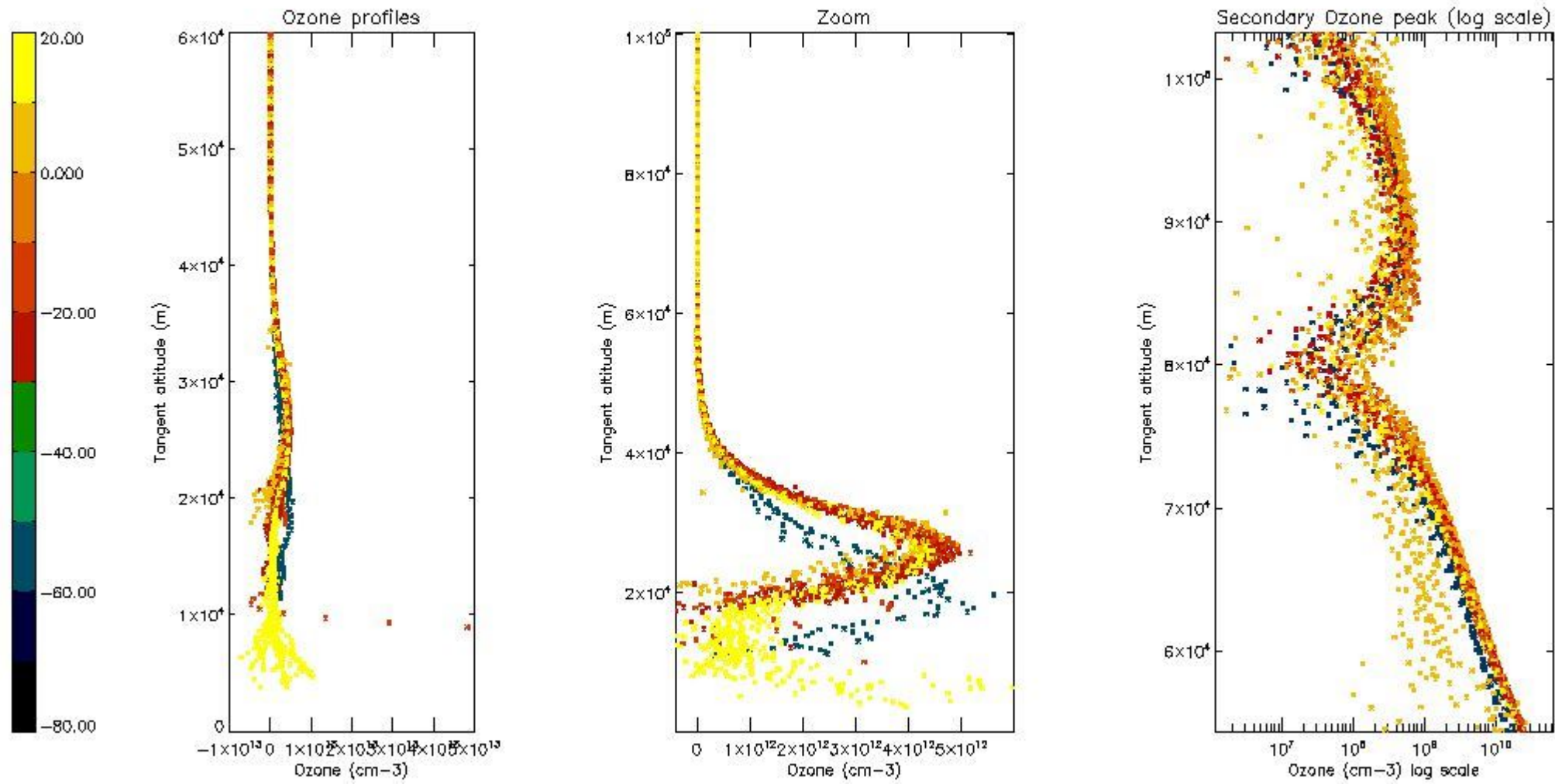
So, the table below shows the percentage of dark limb and valid observations for each criteria with respect to the overall valid daily observations.

Criteria	% of total production
All STD	27
STD < 20	15

STD < 10	12
STD < 5	10

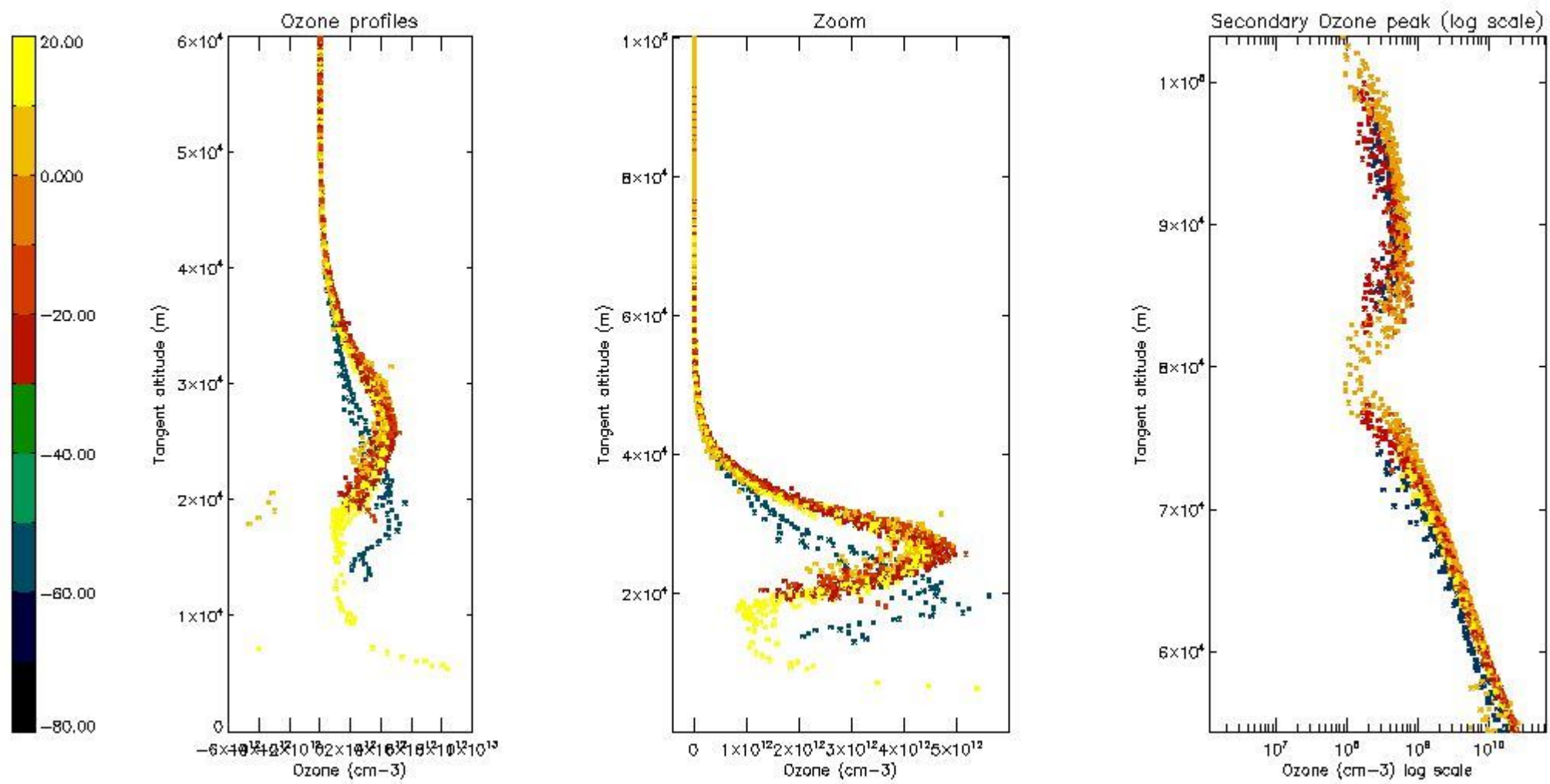
5.2 Plot ozone profiles for all STD (dark without errors)

The colorbar represents the latitude.



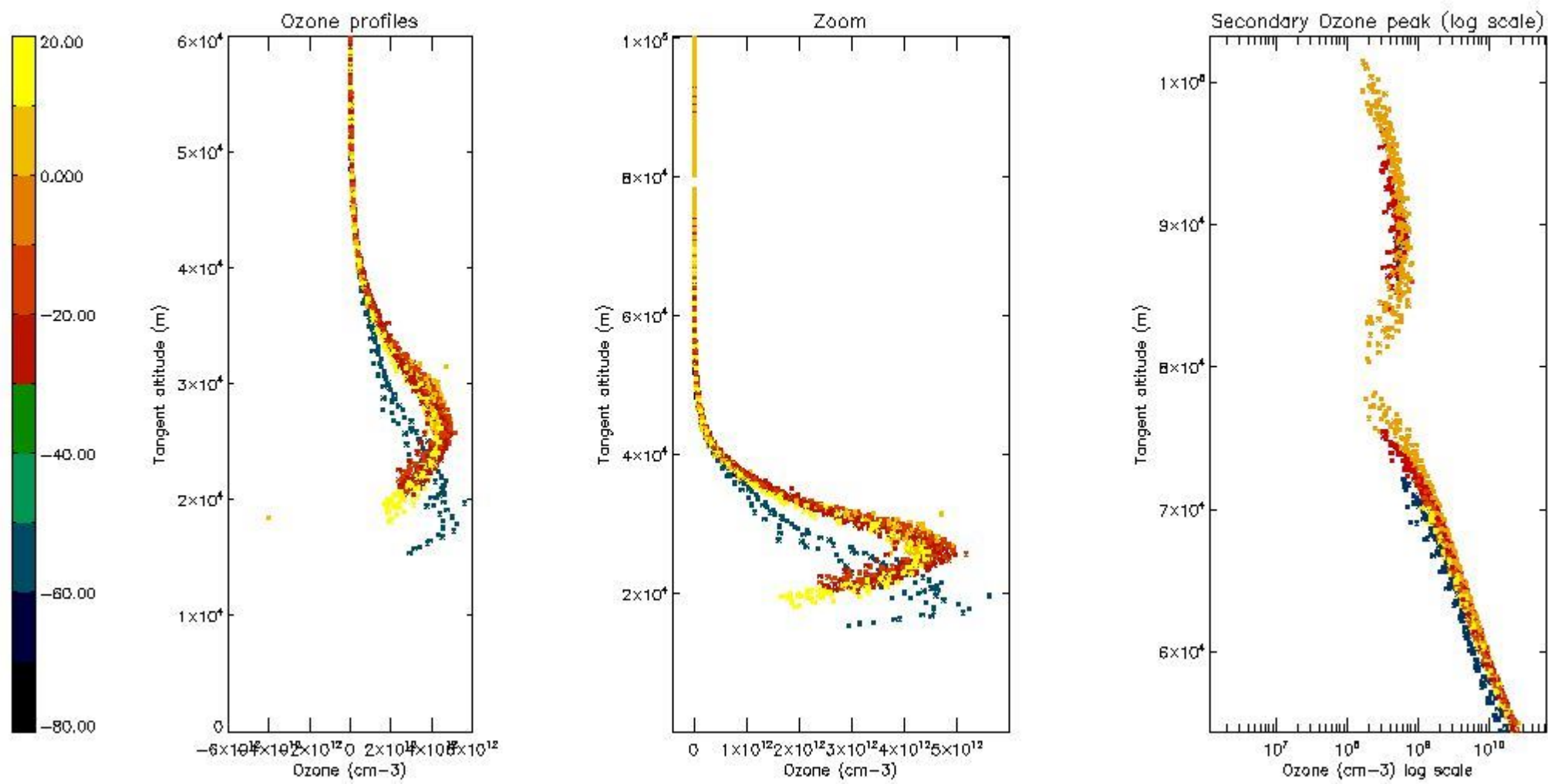
5.3 Plot ozone profiles where STD < 20% (dark without errors)

The colorbar represents the latitude.



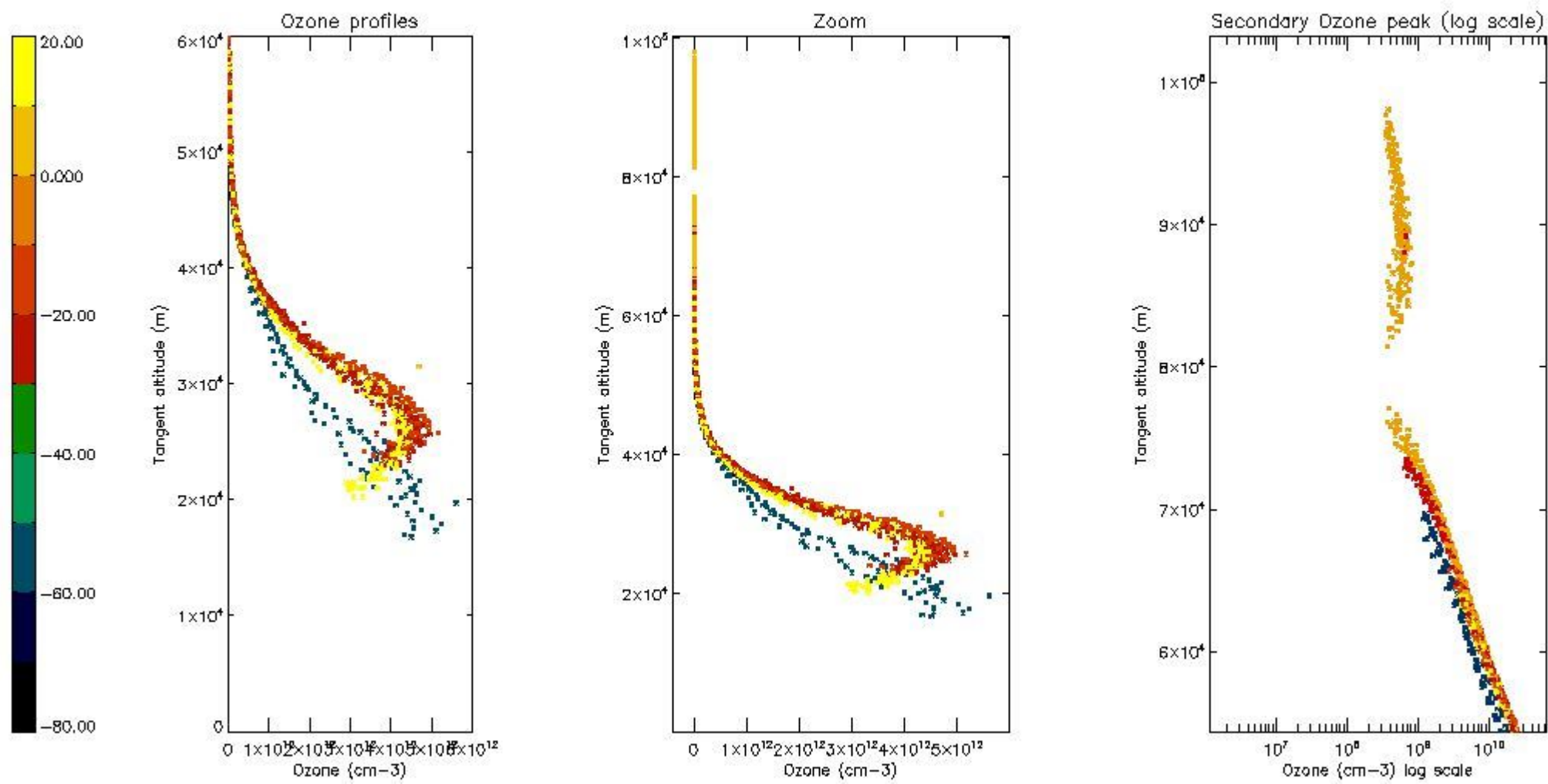
5.4 Plot ozone profiles where STD < 10% (dark without errors)

The colorbar represents the latitude.



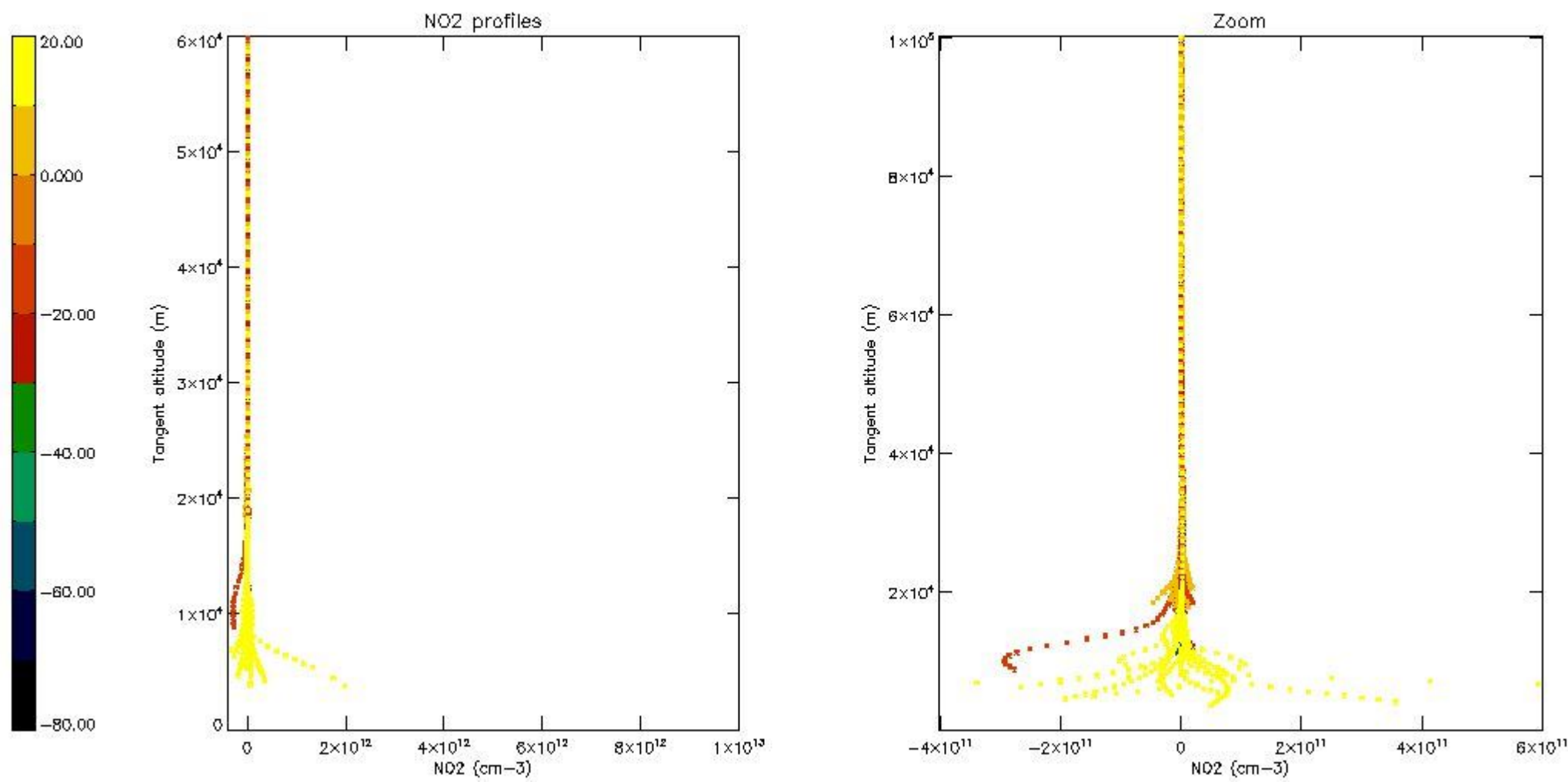
5.5 Plot ozone profiles where STD < 5% (dark without errors)

The colorbar represents the latitude.



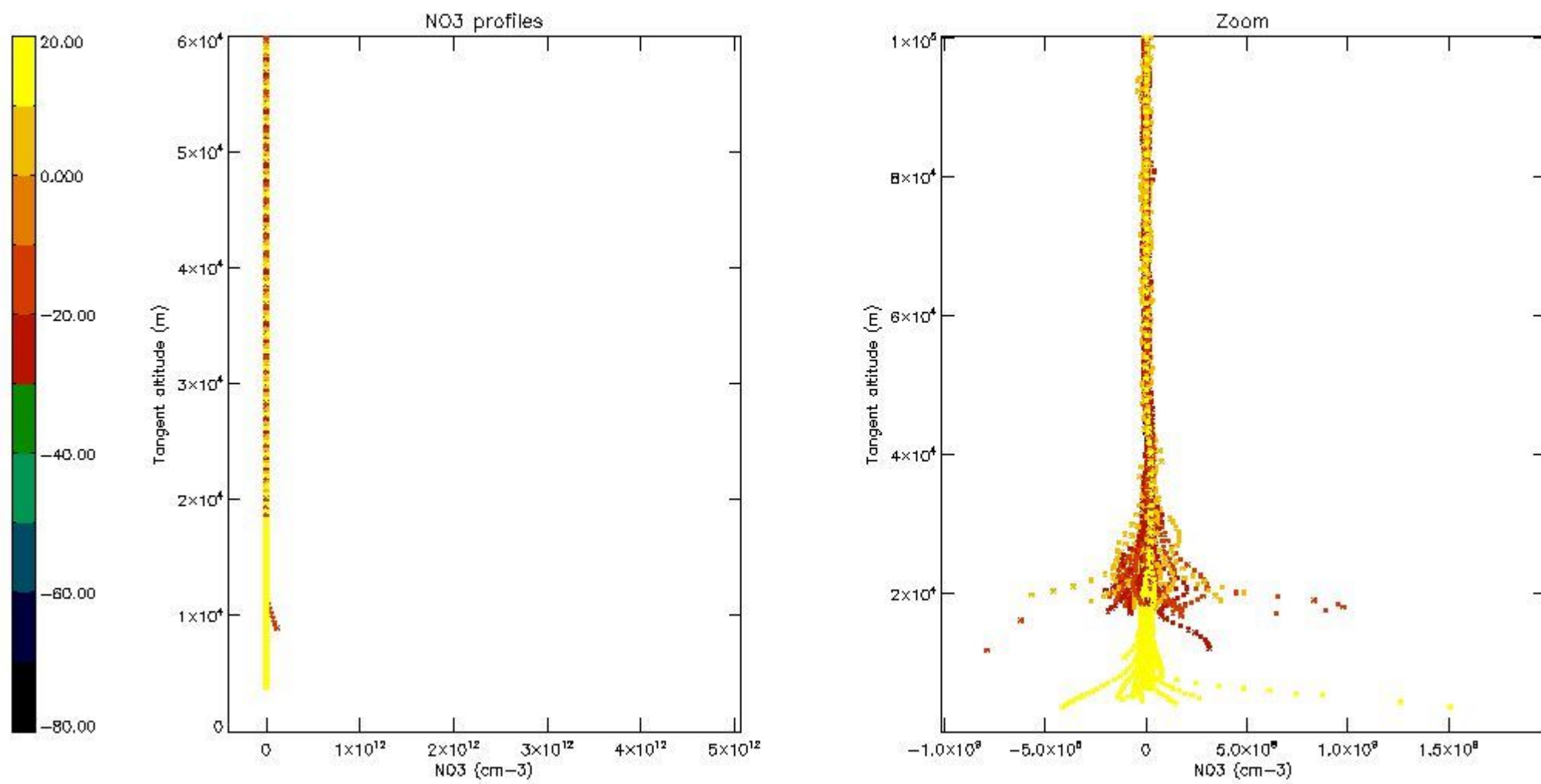
5.6 Plot NO₂ profiles for all STD (dark without errors)

The colorbar represents the latitude.



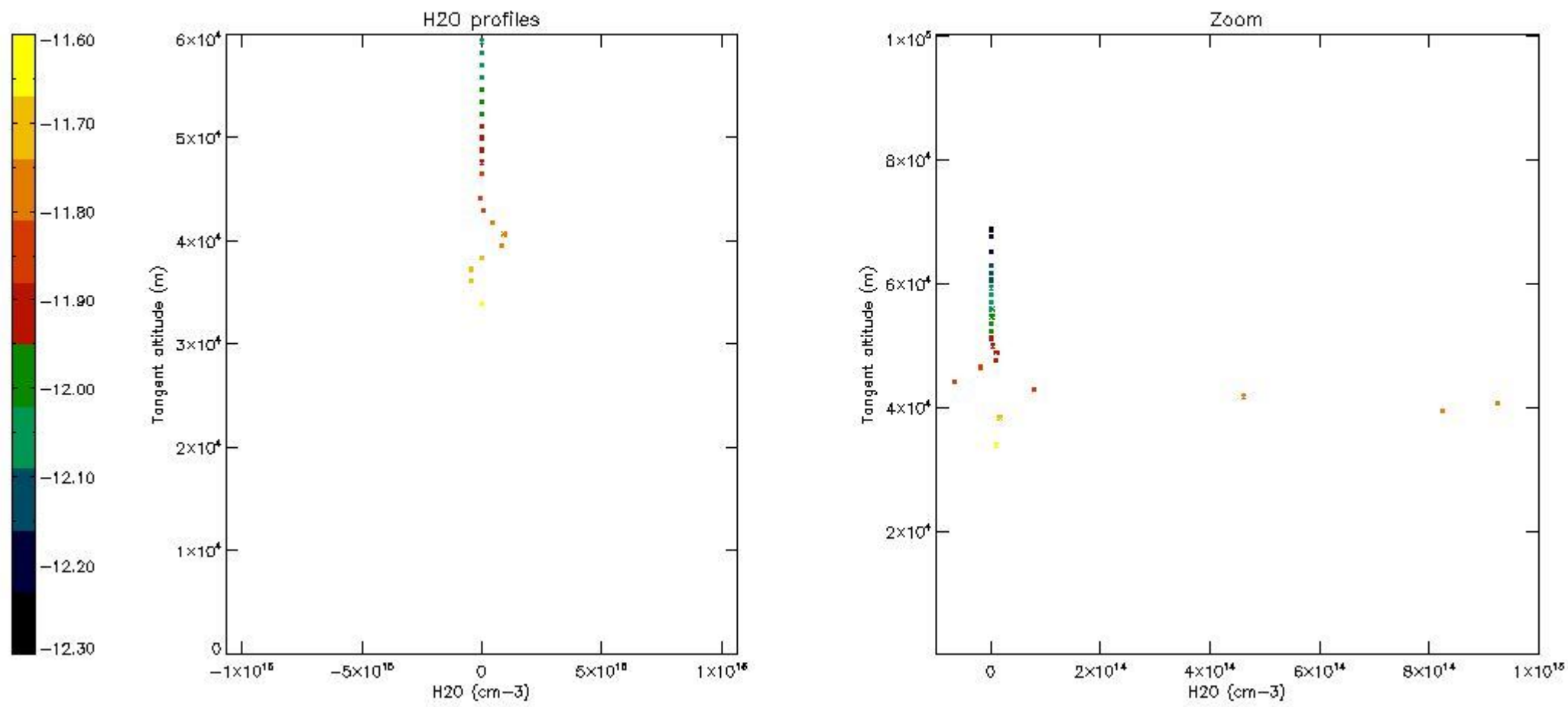
5.7 Plot NO3 profiles for all STD (dark without errors)

The colorbar represents the latitude.



5.8 Plot H₂O profiles for all STD (only for occultations of stars 1,2,3,4,13,14,16,26,63 dark without errors)

The colorbar represents the latitude.



6. Auxiliary Data Files used for the production reported in section 2

The number reported in the third column indicates since which file (see list in section 2) the corresponding auxiliary file has been used. The fourth column is the date of those product files.

Type	Auxiliary Filename	Used since product	Used since product date
INST_PHYS_CHARACTERISTICS	GOM_INS_AXVIEC20091111_143220_20030716_120000_20500101_000000	1	30-MAR-2010 00:04:19
LEVEL-2_PROC_CONFIG	GOM_PR2_AXVIEC20091111_152718_20020301_000000_20500101_000000	1	30-MAR-2010 00:04:19
CROSS_SECTIONS_FILE	GOM_CRS_AXVIEC20091111_154832_20020301_000000_20500101_000000	1	30-MAR-2010 00:04:19

GOMOS Level 2 Daily Report

SUMMARY

[1. General Info](#)

[2. Summary of processed GOM_NL_2P products](#)

[3. Level 2 Quality information per product](#)

[3.1 Plot of level 2 quality information per product \(time dependant\)](#)

[3.2 Plot of level 2 quality information per product \(world map\)](#)

[4. Level 1 Quality information per product \(stored on level 2 products\)](#)

[4.1 Plot of level 1 quality information per product \(time dependant\)](#)

[4.1.1 Plot of level 1 quality information per product \(time dependant\): ASCENDING](#)

[4.1.2 Plot of level 1 quality information per product \(time dependant\): DESCENDING](#)

[4.2 Plot of level 1 quality information per product \(world map\)](#)

[4.2.1 Plot of level 1 quality information per product \(world map\): ASCENDING](#)

[4.2.2 Plot of level 1 quality information per product \(world map\): DESCENDING](#)

[5. Ozone profiles based on quality statistics and other trace gas profiles](#)

[5.1 Ozone statistics based on quality of products](#)

[5.2 Plot ozone profiles for all STD \(dark without errors\)](#)

[5.3 Plot ozone profiles where STD < 20% \(dark without errors\)](#)

[5.4. Plot ozone profiles where STD < 10% \(dark without errors\)](#)

[5.5. Plot ozone profiles where STD < 5% \(dark without errors\)](#)

[5.6 Plot NO2 profiles for all STD \(dark without errors\)](#)

[5.7 Plot NO3 profiles for all STD \(dark without errors\)](#)

[5.8 Plot H2O profiles \(only for occultations of stars 1,2,3,4,13,14,16,26,63 dark without errors\) for all STD](#)

[6. Auxiliary Data Files used for the production reported in section 2](#)

This report presents the daily analysis on parameters extracted from GOMOS level 2 data (GOM_NL__2P). It is intended to monitor some important parameters that will impact the quality of these products. A list of level 2 products (and content) that have arrived during the reporting day to the PCF is also given.

Item	Value
Time of report generation	29APR2013 09:07:10
Data source version	GOMOS/6.01
Start time of products	30-03-2010 (30MAR2010 00:00:00)
Stop time of products	31-03-2010 (31MAR2010 00:00:00)
Store outputs in DB	Yes
Nb of level 2 prods	307
Nb of prods with errors	0

2. Summary of processed GOM_NL__2P products.

Nr	Filename	UTC Start time	Limb	Duration	Star Id	Star Name	Star Mag	Star Temp	Nb Meas	Orbit	Prod. error
1	GOM_NL__2PRFIN20100330_000419_000000382088_00102_42240_2074.N1	30-MAR-2010 00:04:19	Bright	37.500	174	52Psi UMa	3.0040	4400.0	75	42240	No
2	GOM_NL__2PRFIN20100330_000739_000000362088_00102_42240_2075.N1	30-MAR-2010 00:07:39	Bright	36.000	82	48Bet UMa	2.3650	10600.	72	42240	No
3	GOM_NL__2PRFIN20100330_000911_000000382088_00102_42240_2076.N1	30-MAR-2010 00:09:11	Bright	38.000	36	50Alp UMa	1.8000	6300.0	76	42240	No
4	GOM_NL__2PRFIN20100330_001539_000000422088_00102_42240_2077.N1	30-MAR-2010 00:15:39	Bright	41.500	60	7Bet UMi	2.0810	3950.0	83	42240	No
5	GOM_NL__2PRFIN20100330_002454_000000392088_00102_42240_2078.N1	30-MAR-2010 00:24:54	Bright	38.500	89	5Alp Cep	2.4510	8000.0	77	42240	No
6	GOM_NL__2PRFIN20100330_002954_000000432088_00102_42240_2079.N1	30-MAR-2010 00:29:54	Bright	43.000	144	18Del Cyg	2.8600	11000.	86	42240	No
7	GOM_NL__2PRFIN20100330_003143_000000502088_00102_42240_2080.N1	30-MAR-2010 00:31:43	Bright	50.000	66	37Gam Cyg	2.2080	5900.0	100	42240	No
8	GOM_NL__2PRFIN20100330_003342_000000442088_00102_42240_2081.N1	30-MAR-2010 00:33:42	Bright	43.500	92	53Eps Cyg	2.5000	4500.0	87	42240	No
9	GOM_NL__2PRFIN20100330_004327_000000612088_00102_42240_2082.N1	30-MAR-2010 00:43:27	Dark	60.500	11	53Alp Aql	0.76500	8000.0	121	42240	No
10	GOM_NL__2PRFIN20100330_010054_000000642088_00103_42241_2070.N1	30-MAR-2010 01:00:54	Dark	64.000	38	20Eps Sgr	1.8360	11000.	128	42241	No
11	GOM_NL__2PRFIN20100330_010505_000000482088_00103_42241_2071.N1	30-MAR-2010 01:05:05	Dark	48.000	25	35Lam Sco	1.6200	28000.	96	42241	No
12	GOM_NL__2PRFIN20100330_010847_000000412088_00103_42241_2072.N1	30-MAR-2010 01:08:47	Dark	40.500	134	Bet TrA	2.8100	6600.0	81	42241	No
13	GOM_NL__2PRFIN20100330_011126_000000562088_00103_42241_2073.N1	30-MAR-2010 01:11:26	Dark	55.500	4	Alp1Cen	-0.010000	5800.0	111	42241	No
14	GOM_NL__2PRFIN20100330_011406_000000492088_00103_42241_2074.N1	30-MAR-2010 01:14:06	Straylight	49.000	78	Alp Lup	2.3040	28000.	98	42241	No
15	GOM_NL__2PRFIN20100330_011542_000000492088_00103_42241_2075.N1	30-MAR-2010 01:15:42	Straylight	48.500	81	Eta Cen	2.3560	28000.	97	42241	No
16	GOM_NL__2PRFIN20100330_011829_000000542088_00103_42241_2076.N1	30-MAR-2010 01:18:29	Straylight	53.500	54	5The Cen	2.0550	4500.0	107	42241	No
17	GOM_NL__2PRFIN20100330_012440_000000472088_00103_42241_2077.N1	30-MAR-2010 01:24:40	Twi_and_stray	46.500	106	9Bet Crv	2.6480	5600.0	93	42241	No
18	GOM_NL__2PRFIN20100330_012640_000000442088_00103_42241_2078.N1	30-MAR-2010 01:26:40	Twi_and_stray	43.500	100	4Gam Crv	2.5800	13100.	87	42241	No
19	GOM_NL__2PRFIN20100330_013154_000000482088_00103_42241_2079.N1	30-MAR-2010 01:31:54	Bright	48.000	121	29Gam Vir	2.7400	7200.0	96	42241	No
20	GOM_NL__2PRFIN20100330_013631_000000402088_00103_42241_2080.N1	30-MAR-2010 01:36:31	Bright	40.000	62	94Bet Leo	2.1360	9700.0	80	42241	No
21	GOM_NL__2PRFIN20100330_013804_000000372088_00103_42241_2081.N1	30-MAR-2010 01:38:04	Bright	37.000	96	68Del Leo	2.5600	9300.0	74	42241	No
22	GOM_NL__2PRFIN20100330_014455_000000352088_00103_42241_2082.N1	30-MAR-2010 01:44:55	Bright	35.000	174	52Psi UMa	3.0040	4400.0	70	42241	No
23	GOM_NL__2PRFIN20100330_014815_000000362088_00103_42241_2083.N1	30-MAR-2010 01:48:15	Bright	35.500	82	48Bet UMa	2.3650	10600.	71	42241	No
24	GOM_NL__2PRFIN20100330_014947_000000392088_00103_42241_2084.N1	30-MAR-2010 01:49:47	Bright	38.500	36	50Alp UMa	1.8000	6300.0	77	42241	No
25	GOM_NL__2PRFIN20100330_015614_000000382088_00103_42241_2085.N1	30-MAR-2010 01:56:14	Bright	37.500	60	7Bet UMi	2.0810	3950.0	75	42241	No
26	GOM_NL__2PRFIN20100330_020530_000000392088_00103_42241_2086.N1	30-MAR-2010 02:05:30	Bright	38.500	89	5Alp Cep	2.4510	8000.0	77	42241	No
27	GOM_NL__2PRFIN20100330_021030_000000452088_00103_42241_2087.N1	30-MAR-2010 02:10:30	Bright	45.000	144	18Del Cyg	2.8600	11000.	90	42241	No
28	GOM_NL__2PRFIN20100330_021219_000000432088_00103_42241_2088.N1	30-MAR-2010 02:12:19	Bright	43.000	66	37Gam Cyg	2.2080	5900.0	86	42241	No
29	GOM_NL__2PRFIN20100330_021417_000000432088_00103_42241_2089.N1	30-MAR-2010 02:14:17	Bright	42.500	92	53Eps Cyg	2.5000	4500.0	85	42241	No
30	GOM_NL__2PRFIN20100330_022404_000000612088_00103_42241_2090.N1	30-MAR-2010 02:24:04	Dark	61.000	11	53Alp Aql	0.76500	8000.0	122	42241	No
31	GOM_NL__2PRFIN20100330_023756_000000552088_00103_42241_2091.N1	30-MAR-2010 02:37:56	Dark	54.500	57	34Sig Sgr	2.0660	26000.	109	42241	No
32	GOM_NL__2PRFIN20100330_024132_000000522088_00104_42242_2078.N1	30-MAR-2010 02:41:32	Dark	52.000	38	20Eps Sgr	1.8360	11000.	104	42242	No
33	GOM_NL__2PRFIN20100330_024542_000000452088_00104_42242_2079.N1	30-MAR-2010 02:45:42	Dark	45.000	25	35Lam Sco	1.6200	28000.	90	42242	No
34	GOM_NL__2PRFIN20100330_024923_000000382088_00104_42242_2080.N1	30-MAR-2010 02:49:23	Dark	38.000	134	Bet TrA	2.8100	6600.0	76	42242	No
35	GOM_NL__2PRFIN20100330_025203_000000502088_00104_42242_2081.N1	30-MAR-2010 02:52:03	Dark	49.500	4	Alp1Cen	-0.010000	5800.0	99	42242	No
36	GOM_NL__2PRFIN20100330_025443_000000452088_00104_42242_2082.N1	30-MAR-2010 02:54:43	Straylight	45.000	78	Alp Lup	2.3040	28000.	90	42242	No
37	GOM_NL__2PRFIN20100330_025618_000000482088_00104_42242_2083.N1	30-MAR-2010 02:56:18	Straylight	48.000	81	Eta Cen	2.3560	28000.	96	42242	No
38	GOM_NL__2PRFIN20100330_025906_000000532088_00104_42242_2084.N1	30-MAR-2010 02:59:06	Straylight	53.000	54	5The Cen	2.0550	4500.0	106	42242	No
39	GOM_NL__2PRFIN20100330_030516_000000492088_00104_42242_2085.N1	30-MAR-2010 03:05:16	Twi_and_stray	49.000	106	9Bet Crv	2.6480	5600.0	98	42242	No
40	GOM_NL__2PRFIN20100330_030716_000000432088_00104_42242_2086.N1	30-MAR-2010 03:07:16	Twi_and_stray	42.500	100	4Gam Crv	2.5800	13100.	85	42242	No
41	GOM_NL__2PRFIN20100330_031229_000000472088_00104_42242_2087.N1	30-MAR-2010 03:12:29	Bright	46.500	121	29Gam Vir	2.7400	7200.0	93	42242	No
42	GOM_NL__2PRFIN20100330_031706_000000392088_00104_42242_2088.N1	30-MAR-2010 03:17:06	Bright	39.000	62	94Bet Leo	2.1360	9700.0	78	42242	No

43	GOM_NL__2PRFIN20100330_031840_000000372088_00104_42242_2089.N1	30-MAR-2010 03:18:40	Bright	37.000	96	68Del Leo	2.5600	9300.0	74	42242	No
44	GOM_NL__2PRFIN20100330_032531_000000382088_00104_42242_2090.N1	30-MAR-2010 03:25:31	Bright	38.000	174	52Psi UMa	3.0040	4400.0	76	42242	No
45	GOM_NL__2PRFIN20100330_032851_000000372088_00104_42242_2091.N1	30-MAR-2010 03:28:51	Bright	36.500	82	48Bet UMa	2.3650	10600.	73	42242	No
46	GOM_NL__2PRFIN20100330_033022_000000352088_00104_42242_2092.N1	30-MAR-2010 03:30:22	Bright	35.000	36	50Alp UMa	1.8000	6300.0	70	42242	No
47	GOM_NL__2PRFIN20100330_033650_000000582088_00104_42242_2093.N1	30-MAR-2010 03:36:50	Bright	57.500	60	7Bet UMi	2.0810	3950.0	115	42242	No
48	GOM_NL__2PRFIN20100330_034606_000000382088_00104_42242_2094.N1	30-MAR-2010 03:46:06	Bright	37.500	89	5Alp Cep	2.4510	8000.0	75	42242	No
49	GOM_NL__2PRFIN20100330_035106_000000462088_00104_42242_2095.N1	30-MAR-2010 03:51:06	Bright	46.000	144	18Del Cyg	2.8600	11000.	92	42242	No
50	GOM_NL__2PRFIN20100330_035255_000000442088_00104_42242_2096.N1	30-MAR-2010 03:52:55	Bright	43.500	66	37Gam Cyg	2.2080	5900.0	87	42242	No
51	GOM_NL__2PRFIN20100330_035454_000000432088_00104_42242_2097.N1	30-MAR-2010 03:54:54	Bright	43.000	92	53Eps Cyg	2.5000	4500.0	86	42242	No
52	GOM_NL__2PRFIN20100330_040440_000000522088_00104_42242_2098.N1	30-MAR-2010 04:04:40	Dark	52.000	11	53Alp Aql	0.76500	8000.0	104	42242	No
53	GOM_NL__2PRFIN20100330_041833_000000612088_00104_42242_2099.N1	30-MAR-2010 04:18:33	Dark	61.000	57	34Sig Sgr	2.0660	26000.	122	42242	No
54	GOM_NL__2PRFIN20100330_042209_000000552088_00105_42243_2086.N1	30-MAR-2010 04:22:09	Dark	55.000	38	20Eps Sgr	1.8360	11000.	110	42243	No
55	GOM_NL__2PRFIN20100330_042619_000000452088_00105_42243_2087.N1	30-MAR-2010 04:26:19	Dark	45.000	25	35Lam Sco	1.6200	28000.	90	42243	No
56	GOM_NL__2PRFIN20100330_042959_000000402088_00105_42243_2088.N1	30-MAR-2010 04:29:59	Dark	40.000	134	Bet TrA	2.8100	6600.0	80	42243	No
57	GOM_NL__2PRFIN20100330_043240_000000482088_00105_42243_2089.N1	30-MAR-2010 04:32:40	Dark	47.500	4	Alp1Cen	-0.010000	5800.0	95	42243	No
58	GOM_NL__2PRFIN20100330_043519_000000472088_00105_42243_2090.N1	30-MAR-2010 04:35:19	Straylight	46.500	78	Alp Lup	2.3040	28000.	93	42243	No
59	GOM_NL__2PRFIN20100330_043655_000000492088_00105_42243_2091.N1	30-MAR-2010 04:36:55	Straylight	48.500	81	Eta Cen	2.3560	28000.	97	42243	No
60	GOM_NL__2PRFIN20100330_043942_000000542088_00105_42243_2092.N1	30-MAR-2010 04:39:42	Straylight	54.000	54	5The Cen	2.0550	4500.0	108	42243	No
61	GOM_NL__2PRFIN20100330_044553_000000462088_00105_42243_2093.N1	30-MAR-2010 04:45:53	Tw_i_and_stray	46.000	106	9Bet Crv	2.6480	5600.0	92	42243	No
62	GOM_NL__2PRFIN20100330_044752_000000442088_00105_42243_2094.N1	30-MAR-2010 04:47:52	Tw_i_and_stray	43.500	100	4Gam Crv	2.5800	13100.	87	42243	No
63	GOM_NL__2PRFIN20100330_045305_000000452088_00105_42243_2095.N1	30-MAR-2010 04:53:05	Bright	45.000	121	29Gam Vir	2.7400	7200.0	90	42243	No
64	GOM_NL__2PRFIN20100330_045742_000000402088_00105_42243_2096.N1	30-MAR-2010 04:57:42	Bright	40.000	62	94Bet Leo	2.1360	9700.0	80	42243	No
65	GOM_NL__2PRFIN20100330_045916_000000362088_00105_42243_2097.N1	30-MAR-2010 04:59:16	Bright	36.000	96	68Del Leo	2.5600	9300.0	72	42243	No
66	GOM_NL__2PRFIN20100330_050607_000000372088_00105_42243_2098.N1	30-MAR-2010 05:06:07	Bright	37.000	174	52Psi UMa	3.0040	4400.0	74	42243	No
67	GOM_NL__2PRFIN20100330_050927_000000372088_00105_42243_2099.N1	30-MAR-2010 05:09:27	Bright	36.500	82	48Bet UMa	2.3650	10600.	73	42243	No
68	GOM_NL__2PRFIN20100330_051058_000000382088_00105_42243_2100.N1	30-MAR-2010 05:10:58	Bright	37.500	36	50Alp UMa	1.8000	6300.0	75	42243	No
69	GOM_NL__2PRFIN20100330_051726_000000582088_00105_42243_2101.N1	30-MAR-2010 05:17:26	Bright	57.500	60	7Bet UMi	2.0810	3950.0	115	42243	No
70	GOM_NL__2PRFIN20100330_052642_000000382088_00105_42243_2102.N1	30-MAR-2010 05:26:42	Bright	38.000	89	5Alp Cep	2.4510	8000.0	76	42243	No
71	GOM_NL__2PRFIN20100330_053141_000000662088_00105_42243_2103.N1	30-MAR-2010 05:31:41	Bright	66.000	144	18Del Cyg	2.8600	11000.	132	42243	No
72	GOM_NL__2PRFIN20100330_053331_000000452088_00105_42243_2104.N1	30-MAR-2010 05:33:31	Bright	45.000	66	37Gam Cyg	2.2080	5900.0	90	42243	No
73	GOM_NL__2PRFIN20100330_053530_000000442088_00105_42243_2105.N1	30-MAR-2010 05:35:30	Bright	44.000	92	53Eps Cyg	2.5000	4500.0	88	42243	No
74	GOM_NL__2PRFIN20100330_054517_000000522088_00105_42243_2106.N1	30-MAR-2010 05:45:17	Dark	52.000	11	53Alp Aql	0.76500	8000.0	104	42243	No
75	GOM_NL__2PRFIN20100330_055910_000000562088_00105_42243_2107.N1	30-MAR-2010 05:59:10	Dark	55.500	57	34Sig Sgr	2.0660	26000.	111	42243	No
76	GOM_NL__2PRFIN20100330_060246_000000532088_00106_42244_2096.N1	30-MAR-2010 06:02:46	Dark	53.000	38	20Eps Sgr	1.8360	11000.	106	42244	No
77	GOM_NL__2PRFIN20100330_060657_000000432088_00106_42244_2097.N1	30-MAR-2010 06:06:57	Dark	43.000	25	35Lam Sco	1.6200	28000.	86	42244	No
78	GOM_NL__2PRFIN20100330_061036_000000392088_00106_42244_2098.N1	30-MAR-2010 06:10:36	Dark	39.000	134	Bet TrA	2.8100	6600.0	78	42244	No
79	GOM_NL__2PRFIN20100330_061316_000000542088_00106_42244_2099.N1	30-MAR-2010 06:13:16	Dark	54.000	4	Alp1Cen	-0.010000	5800.0	108	42244	No
80	GOM_NL__2PRFIN20100330_061556_000000492088_00106_42244_2100.N1	30-MAR-2010 06:15:56	Straylight	49.000	78	Alp Lup	2.3040	28000.	98	42244	No
81	GOM_NL__2PRFIN20100330_061732_000000502088_00106_42244_2101.N1	30-MAR-2010 06:17:32	Straylight	49.500	81	Eta Cen	2.3560	28000.	99	42244	No
82	GOM_NL__2PRFIN20100330_062019_000000542088_00106_42244_2102.N1	30-MAR-2010 06:20:19	Straylight	53.500	54	5The Cen	2.0550	4500.0	107	42244	No
83	GOM_NL__2PRFIN20100330_062629_000000452088_00106_42244_2103.N1	30-MAR-2010 06:26:29	Tw_i_and_stray	45.000	106	9Bet Crv	2.6480	5600.0	90	42244	No
84	GOM_NL__2PRFIN20100330_062829_000000442088_00106_42244_2104.N1	30-MAR-2010 06:28:29	Tw_i_and_stray	44.000	100	4Gam Crv	2.5800	13100.	88	42244	No
85	GOM_NL__2PRFIN20100330_063341_000000462088_00106_42244_2105.N1	30-MAR-2010 06:33:41	Bright	46.000	121	29Gam Vir	2.7400	7200.0	92	42244	No
86	GOM_NL__2PRFIN20100330_063818_000000412088_00106_42244_2106.N1	30-MAR-2010 06:38:18	Bright	41.000	62	94Bet Leo	2.1360	9700.0	82	42244	No
87	GOM_NL__2PRFIN20100330_063952_000000372088_00106_42244_2107.N1	30-MAR-2010 06:39:52	Bright	37.000	96	68Del Leo	2.5600	9300.0	74	42244	No
88	GOM_NL__2PRFIN20100330_064643_000000372088_00106_42244_2108.N1	30-MAR-2010 06:46:43	Bright	37.000	174	52Psi UMa	3.0040	4400.0	74	42244	No
89	GOM_NL__2PRFIN20100330_064949_000000382088_00106_42244_2109.N1	30-MAR-2010 06:49:49	Bright	38.000	87	64Gam UMa	2.4330	11000.	76	42244	No
90	GOM_NL__2PRFIN20100330_065134_000000372088_00106_42244_2110.N1	30-MAR-2010 06:51:34	Bright	37.000	36	50Alp UMa	1.8000	6300.0	74	42244	No
91	GOM_NL__2PRFIN20100330_065801_000000392088_00106_42244_2111.N1	30-MAR-2010 06:58:01	Bright	39.000	60	7Bet UMi	2.0810	3950.0	78	42244	No
92	GOM_NL__2PRFIN20100330_070718_000000372088_00106_42244_2112.N1	30-MAR-2010 07:07:18	Bright	36.500	89	5Alp Cep	2.4510	8000.0	73	42244	No
93	GOM_NL__2PRFIN20100330_071217_000000472088_00106_42244_2113.N1	30-MAR-2010 07:12:17	Bright	46.500	144	18Del Cyg	2.8600	11000.	93	42244	No
94	GOM_NL__2PRFIN20100330_071407_000000422088_00106_42244_2114.N1	30-MAR-2010 07:14:07	Bright	41.500	66	37Gam Cyg	2.2080	5900.0	83	42244	No
95	GOM_NL__2PRFIN20100330_071606_000000422088_00106_42244_2115.N1	30-MAR-2010 07:16:06	Bright	41.500	92	53Eps Cyg	2.5000	4500.0	83	42244	No
96	GOM_NL__2PRFIN20100330_072554_000000432088_00106_42244_2116.N1	30-MAR-2010 07:25:54	Dark	43.000	11	53Alp Aql	0.76500	8000.0	86	42244	No
97	GOM_NL__2PRFIN20100330_073948_000000542088_00106_42244_2117.N1	30-MAR-2010 07:39:48	Dark	53.500	57	34Sig Sgr	2.0660	26000.	107	42244	No
98	GOM_NL__2PRFIN20100330_074323_000000542088_00107_42245_2107.N1	30-MAR-2010 07:43:23	Dark	53.500	38	20Eps Sgr	1.8360	11000.	107	42245	No
99	GOM_NL__2PRFIN20100330_074734_000000432088_00107_42245_2108.N1	30-MAR-2010 07:47:34	Dark	43.000	25	35Lam Sco	1.6200	28000.	86	42245	No
100	GOM_NL__2PRFIN20100330_075113_000000392088_00107_42245_2109.N1	30-MAR-2010 07:51:13	Dark	38.500	134	Bet TrA	2.8100	6600.0	77	42245	No
101	GOM_NL__2PRFIN20100330_075352_000000472088_00107_42245_2110.N1	30-MAR-2010 07:53:52	Dark	46.500	4	Alp1Cen	-0.010000	5800.0	93	42245	No

102	GOM_NL__2PRFIN20100330_075632_000000452088_00107_42245_2111.N1	30-MAR-2010 07:56:32	Straylight	45.000	78	Alp Lup	2.3040	28000.	90	42245	No
103	GOM_NL__2PRFIN20100330_075809_000000492088_00107_42245_2112.N1	30-MAR-2010 07:58:09	Straylight	48.500	81	Eta Cen	2.3560	28000.	97	42245	No
104	GOM_NL__2PRFIN20100330_080055_000000542088_00107_42245_2113.N1	30-MAR-2010 08:00:55	Straylight	53.500	54	5The Cen	2.0550	4500.0	107	42245	No
105	GOM_NL__2PRFIN20100330_080705_000000472088_00107_42245_2114.N1	30-MAR-2010 08:07:05	Tw_i_and_stray	46.500	106	9Bet Crv	2.6480	5600.0	93	42245	No
106	GOM_NL__2PRFIN20100330_080905_000000442088_00107_42245_2115.N1	30-MAR-2010 08:09:05	Tw_i_and_stray	43.500	100	4Gam Crv	2.5800	13100.	87	42245	No
107	GOM_NL__2PRFIN20100330_081417_000000472088_00107_42245_2116.N1	30-MAR-2010 08:14:17	Bright	46.500	121	29Gam Vir	2.7400	7200.0	93	42245	No
108	GOM_NL__2PRFIN20100330_081854_000000412088_00107_42245_2117.N1	30-MAR-2010 08:18:54	Bright	40.500	62	94Bet Leo	2.1360	9700.0	81	42245	No
109	GOM_NL__2PRFIN20100330_082028_000000382088_00107_42245_2118.N1	30-MAR-2010 08:20:28	Bright	37.500	96	68Del Leo	2.5600	9300.0	75	42245	No
110	GOM_NL__2PRFIN20100330_082719_000000392088_00107_42245_2119.N1	30-MAR-2010 08:27:19	Bright	38.500	174	52Psi UMa	3.0040	4400.0	77	42245	No
111	GOM_NL__2PRFIN20100330_083025_000000392088_00107_42245_2120.N1	30-MAR-2010 08:30:25	Bright	39.000	87	64Gam UMa	2.4330	11000.	78	42245	No
112	GOM_NL__2PRFIN20100330_083210_000000382088_00107_42245_2121.N1	30-MAR-2010 08:32:10	Bright	37.500	36	50Alp UMa	1.8000	6300.0	75	42245	No
113	GOM_NL__2PRFIN20100330_083837_000000372088_00107_42245_2122.N1	30-MAR-2010 08:38:37	Bright	36.500	60	7Bet UMi	2.0810	3950.0	73	42245	No
114	GOM_NL__2PRFIN20100330_084754_000000382088_00107_42245_2123.N1	30-MAR-2010 08:47:54	Bright	37.500	89	5Alp Cep	2.4510	8000.0	75	42245	No
115	GOM_NL__2PRFIN20100330_085253_000000432088_00107_42245_2124.N1	30-MAR-2010 08:52:53	Bright	43.000	144	18Del Cyg	2.8600	11000.	86	42245	No
116	GOM_NL__2PRFIN20100330_085443_000000442088_00107_42245_2125.N1	30-MAR-2010 08:54:43	Bright	44.000	66	37Gam Cyg	2.2080	5900.0	88	42245	No
117	GOM_NL__2PRFIN20100330_085642_000000442088_00107_42245_2126.N1	30-MAR-2010 08:56:42	Bright	44.000	92	53Eps Cyg	2.5000	4500.0	88	42245	No
118	GOM_NL__2PRFIN20100330_090630_000000432088_00107_42245_2127.N1	30-MAR-2010 09:06:30	Dark	43.000	11	53Alp Aql	0.76500	8000.0	86	42245	No
119	GOM_NL__2PRFIN20100330_092025_000000532088_00107_42245_2128.N1	30-MAR-2010 09:20:25	Dark	53.000	57	34Sig Sgr	2.0660	26000.	106	42245	No
120	GOM_NL__2PRFIN20100330_092401_000000542088_00108_42246_2115.N1	30-MAR-2010 09:24:01	Dark	53.500	38	20Eps Sgr	1.8360	11000.	107	42246	No
121	GOM_NL__2PRFIN20100330_092811_000000412088_00108_42246_2116.N1	30-MAR-2010 09:28:11	Dark	41.000	25	35Lam Sco	1.6200	28000.	82	42246	No
122	GOM_NL__2PRFIN20100330_093149_000000402088_00108_42246_2117.N1	30-MAR-2010 09:31:49	Dark	40.000	134	Bet TrA	2.8100	6600.0	80	42246	No
123	GOM_NL__2PRFIN20100330_093429_000000452088_00108_42246_2118.N1	30-MAR-2010 09:34:29	Dark	44.500	4	Alp1Cen	-0.010000	5800.0	89	42246	No
124	GOM_NL__2PRFIN20100330_093709_000000452088_00108_42246_2119.N1	30-MAR-2010 09:37:09	Straylight	45.000	78	Alp Lup	2.3040	28000.	90	42246	No
125	GOM_NL__2PRFIN20100330_093845_000000492088_00108_42246_2120.N1	30-MAR-2010 09:38:45	Straylight	49.000	81	Eta Cen	2.3560	28000.	98	42246	No
126	GOM_NL__2PRFIN20100330_094132_000000542088_00108_42246_2121.N1	30-MAR-2010 09:41:32	Straylight	53.500	54	5The Cen	2.0550	4500.0	107	42246	No
127	GOM_NL__2PRFIN20100330_094741_000000472088_00108_42246_2122.N1	30-MAR-2010 09:47:41	Tw_i_and_stray	47.000	106	9Bet Crv	2.6480	5600.0	94	42246	No
128	GOM_NL__2PRFIN20100330_094941_000000422088_00108_42246_2123.N1	30-MAR-2010 09:49:41	Tw_i_and_stray	42.000	100	4Gam Crv	2.5800	13100.	84	42246	No
129	GOM_NL__2PRFIN20100330_095452_000000472088_00108_42246_2124.N1	30-MAR-2010 09:54:52	Bright	46.500	121	29Gam Vir	2.7400	7200.0	93	42246	No
130	GOM_NL__2PRFIN20100330_095930_000000412088_00108_42246_2125.N1	30-MAR-2010 09:59:30	Bright	40.500	62	94Bet Leo	2.1360	9700.0	81	42246	No
131	GOM_NL__2PRFIN20100330_100104_000000382088_00108_42246_2126.N1	30-MAR-2010 10:01:04	Bright	37.500	96	68Del Leo	2.5600	9300.0	75	42246	No
132	GOM_NL__2PRFIN20100330_100754_000000402088_00108_42246_2127.N1	30-MAR-2010 10:07:54	Bright	40.000	174	52Psi UMa	3.0040	4400.0	80	42246	No
133	GOM_NL__2PRFIN20100330_101100_000000392088_00108_42246_2128.N1	30-MAR-2010 10:11:00	Bright	38.500	87	64Gam UMa	2.4330	11000.	77	42246	No
134	GOM_NL__2PRFIN20100330_101246_000000392088_00108_42246_2129.N1	30-MAR-2010 10:12:46	Bright	38.500	36	50Alp UMa	1.8000	6300.0	77	42246	No
135	GOM_NL__2PRFIN20100330_101912_000000582088_00108_42246_2130.N1	30-MAR-2010 10:19:12	Bright	58.000	60	7Bet UMi	2.0810	3950.0	116	42246	No
136	GOM_NL__2PRFIN20100330_102829_000000372088_00108_42246_2131.N1	30-MAR-2010 10:28:29	Bright	37.000	89	5Alp Cep	2.4510	8000.0	74	42246	No
137	GOM_NL__2PRFIN20100330_103329_000000452088_00108_42246_2132.N1	30-MAR-2010 10:33:29	Bright	44.500	144	18Del Cyg	2.8600	11000.	89	42246	No
138	GOM_NL__2PRFIN20100330_103519_000000462088_00108_42246_2133.N1	30-MAR-2010 10:35:19	Bright	45.500	66	37Gam Cyg	2.2080	5900.0	91	42246	No
139	GOM_NL__2PRFIN20100330_103718_000000442088_00108_42246_2134.N1	30-MAR-2010 10:37:18	Bright	44.000	92	53Eps Cyg	2.5000	4500.0	88	42246	No
140	GOM_NL__2PRFIN20100330_104707_000000352088_00108_42246_2135.N1	30-MAR-2010 10:47:07	Dark	35.000	11	53Alp Aql	0.76500	8000.0	70	42246	No
141	GOM_NL__2PRFIN20100330_110102_000000532088_00108_42246_2136.N1	30-MAR-2010 11:01:02	Dark	52.500	57	34Sig Sgr	2.0660	26000.	105	42246	No
142	GOM_NL__2PRFIN20100330_110437_000000532088_00109_42247_2123.N1	30-MAR-2010 11:04:37	Dark	53.000	38	20Eps Sgr	1.8360	11000.	106	42247	No
143	GOM_NL__2PRFIN20100330_110848_000000412088_00109_42247_2124.N1	30-MAR-2010 11:08:48	Dark	41.000	25	35Lam Sco	1.6200	28000.	82	42247	No
144	GOM_NL__2PRFIN20100330_111225_000000392088_00109_42247_2125.N1	30-MAR-2010 11:12:25	Dark	39.000	134	Bet TrA	2.8100	6600.0	78	42247	No
145	GOM_NL__2PRFIN20100330_111505_000000532088_00109_42247_2126.N1	30-MAR-2010 11:15:05	Dark	52.500	4	Alp1Cen	-0.010000	5800.0	105	42247	No
146	GOM_NL__2PRFIN20100330_111746_000000522088_00109_42247_2127.N1	30-MAR-2010 11:17:46	Straylight	52.000	78	Alp Lup	2.3040	28000.	104	42247	No
147	GOM_NL__2PRFIN20100330_111922_000000472088_00109_42247_2128.N1	30-MAR-2010 11:19:22	Straylight	46.500	81	Eta Cen	2.3560	28000.	93	42247	No
148	GOM_NL__2PRFIN20100330_112208_000000562088_00109_42247_2129.N1	30-MAR-2010 11:22:08	Straylight	56.000	54	5The Cen	2.0550	4500.0	112	42247	No
149	GOM_NL__2PRFIN20100330_112817_000000472088_00109_42247_2130.N1	30-MAR-2010 11:28:17	Tw_i_and_stray	47.000	106	9Bet Crv	2.6480	5600.0	94	42247	No
150	GOM_NL__2PRFIN20100330_113017_000000432088_00109_42247_2131.N1	30-MAR-2010 11:30:17	Tw_i_and_stray	43.000	100	4Gam Crv	2.5800	13100.	86	42247	No
151	GOM_NL__2PRFIN20100330_113528_000000462088_00109_42247_2132.N1	30-MAR-2010 11:35:28	Bright	46.000	121	29Gam Vir	2.7400	7200.0	92	42247	No
152	GOM_NL__2PRFIN20100330_114005_000000402088_00109_42247_2133.N1	30-MAR-2010 11:40:05	Bright	39.500	62	94Bet Leo	2.1360	9700.0	79	42247	No
153	GOM_NL__2PRFIN20100330_114139_000000382088_00109_42247_2134.N1	30-MAR-2010 11:41:39	Bright	38.000	96	68Del Leo	2.5600	9300.0	76	42247	No
154	GOM_NL__2PRFIN20100330_114830_000000382088_00109_42247_2135.N1	30-MAR-2010 11:48:30	Bright	37.500	174	52Psi UMa	3.0040	4400.0	75	42247	No
155	GOM_NL__2PRFIN20100330_115136_000000382088_00109_42247_2136.N1	30-MAR-2010 11:51:36	Bright	37.500	87	64Gam UMa	2.4330	11000.	75	42247	No
156	GOM_NL__2PRFIN20100330_115322_000000382088_00109_42247_2137.N1	30-MAR-2010 11:53:22	Bright	38.000	36	50Alp UMa	1.8000	6300.0	76	42247	No
157	GOM_NL__2PRFIN20100330_115948_000000392088_00109_42247_2138.N1	30-MAR-2010 11:59:48	Bright	38.500	60	7Bet UMi	2.0810	3950.0	77	42247	No
158	GOM_NL__2PRFIN20100330_120905_000000362088_00109_42247_2139.N1	30-MAR-2010 12:09:05	Bright	36.000	89	5Alp Cep	2.4510	8000.0	72	42247	No
159	GOM_NL__2PRFIN20100330_121405_000000442088_00109_42247_2140.N1	30-MAR-2010 12:14:05	Bright	44.000	144	18Del Cyg	2.8600	11000.	88	42247	No
160	GOM_NL__2PRFIN20100330_121555_000000462088_00109_42247_2141.N1	30-MAR-2010 12:15:55	Bright	45.500	66	37Gam Cyg	2.2080	5900.0	91	42247	No

161	GOM_NL__2PRFIN20100330_121753_000000442088_00109_42247_2142.N1	30-MAR-2010 12:17:53	Bright	43.500	92	53Eps Cyg	2.5000	4500.0	87	42247	No
162	GOM_NL__2PRFIN20100330_122743_000000352088_00109_42247_2143.N1	30-MAR-2010 12:27:43	Dark	35.000	11	53Alp Aql	0.76500	8000.0	70	42247	No
163	GOM_NL__2PRFIN20100330_124139_000000562088_00109_42247_2144.N1	30-MAR-2010 12:41:39	Dark	56.000	57	34Sig Sgr	2.0660	26000.	112	42247	No
164	GOM_NL__2PRFIN20100330_124515_000000552088_00110_42248_2131.N1	30-MAR-2010 12:45:15	Dark	54.500	38	20Eps Sgr	1.8360	11000.	109	42248	No
165	GOM_NL__2PRFIN20100330_124926_000000392088_00110_42248_2132.N1	30-MAR-2010 12:49:26	Dark	39.000	25	35Lam Sco	1.6200	28000.	78	42248	No
166	GOM_NL__2PRFIN20100330_125302_000000392088_00110_42248_2133.N1	30-MAR-2010 12:53:02	Dark	39.000	134	Bet TrA	2.8100	6600.0	78	42248	No
167	GOM_NL__2PRFIN20100330_125541_000000532088_00110_42248_2134.N1	30-MAR-2010 12:55:41	Dark	53.000	4	Alp1Cen	-0.010000	5800.0	106	42248	No
168	GOM_NL__2PRFIN20100330_125822_000000452088_00110_42248_2135.N1	30-MAR-2010 12:58:22	Straylight	44.500	78	Alp Lup	2.3040	28000.	89	42248	No
169	GOM_NL__2PRFIN20100330_125958_000000512088_00110_42248_2136.N1	30-MAR-2010 12:59:58	Straylight	51.000	81	Eta Cen	2.3560	28000.	102	42248	No
170	GOM_NL__2PRFIN20100330_130245_000000542088_00110_42248_2137.N1	30-MAR-2010 13:02:45	Straylight	53.500	54	5The Cen	2.0550	4500.0	107	42248	No
171	GOM_NL__2PRFIN20100330_130853_000000472088_00110_42248_2138.N1	30-MAR-2010 13:08:53	Tw_i_and_stray	46.500	106	9Bet Crv	2.6480	5600.0	93	42248	No
172	GOM_NL__2PRFIN20100330_131053_000000432088_00110_42248_2139.N1	30-MAR-2010 13:10:53	Tw_i_and_stray	43.000	100	4Gam Crv	2.5800	13100.	86	42248	No
173	GOM_NL__2PRFIN20100330_131604_000000462088_00110_42248_2140.N1	30-MAR-2010 13:16:04	Bright	46.000	121	29Gam Vir	2.7400	7200.0	92	42248	No
174	GOM_NL__2PRFIN20100330_132041_000000402088_00110_42248_2141.N1	30-MAR-2010 13:20:41	Bright	40.000	62	94Bet Leo	2.1360	9700.0	80	42248	No
175	GOM_NL__2PRFIN20100330_132215_000000372088_00110_42248_2142.N1	30-MAR-2010 13:22:15	Bright	36.500	96	68Del Leo	2.5600	9300.0	73	42248	No
176	GOM_NL__2PRFIN20100330_132906_000000362088_00110_42248_2143.N1	30-MAR-2010 13:29:06	Bright	36.000	174	52Psi UMa	3.0040	4400.0	72	42248	No
177	GOM_NL__2PRFIN20100330_133212_000000372088_00110_42248_2144.N1	30-MAR-2010 13:32:12	Bright	37.000	87	64Gam UMa	2.4330	11000.	74	42248	No
178	GOM_NL__2PRFIN20100330_133357_000000382088_00110_42248_2145.N1	30-MAR-2010 13:33:57	Bright	38.000	36	50Alp UMa	1.8000	6300.0	76	42248	No
179	GOM_NL__2PRFIN20100330_134023_000000402088_00110_42248_2146.N1	30-MAR-2010 13:40:23	Bright	40.000	60	7Bet UMi	2.0810	3950.0	80	42248	No
180	GOM_NL__2PRFIN20100330_134941_000000382088_00110_42248_2147.N1	30-MAR-2010 13:49:41	Bright	37.500	89	5Alp Cep	2.4510	8000.0	75	42248	No
181	GOM_NL__2PRFIN20100330_135440_000000462088_00110_42248_2148.N1	30-MAR-2010 13:54:40	Bright	46.000	144	18Del Cyg	2.8600	11000.	92	42248	No
182	GOM_NL__2PRFIN20100330_135631_000000452088_00110_42248_2149.N1	30-MAR-2010 13:56:31	Bright	44.500	66	37Gam Cyg	2.2080	5900.0	89	42248	No
183	GOM_NL__2PRFIN20100330_135830_000000592088_00110_42248_2150.N1	30-MAR-2010 13:58:30	Bright	59.000	92	53Eps Cyg	2.5000	4500.0	118	42248	No
184	GOM_NL__2PRFIN20100330_140821_000000262088_00110_42248_2151.N1	30-MAR-2010 14:08:21	Dark	26.000	11	53Alp Aql	0.76500	8000.0	52	42248	No
185	GOM_NL__2PRFIN20100330_142216_000000552088_00110_42248_2152.N1	30-MAR-2010 14:22:16	Dark	54.500	57	34Sig Sgr	2.0660	26000.	109	42248	No
186	GOM_NL__2PRFIN20100330_142552_000000532088_00111_42249_2140.N1	30-MAR-2010 14:25:52	Dark	52.500	38	20Eps Sgr	1.8360	11000.	105	42249	No
187	GOM_NL__2PRFIN20100330_143003_000000392088_00111_42249_2141.N1	30-MAR-2010 14:30:03	Dark	39.000	25	35Lam Sco	1.6200	28000.	78	42249	No
188	GOM_NL__2PRFIN20100330_143338_000000392088_00111_42249_2142.N1	30-MAR-2010 14:33:38	Dark	39.000	134	Bet TrA	2.8100	6600.0	78	42249	No
189	GOM_NL__2PRFIN20100330_143618_000000512088_00111_42249_2143.N1	30-MAR-2010 14:36:18	Dark	50.500	4	Alp1Cen	-0.010000	5800.0	101	42249	No
190	GOM_NL__2PRFIN20100330_143859_000000492088_00111_42249_2144.N1	30-MAR-2010 14:38:59	Straylight	49.000	78	Alp Lup	2.3040	28000.	98	42249	No
191	GOM_NL__2PRFIN20100330_144035_000000472088_00111_42249_2145.N1	30-MAR-2010 14:40:35	Straylight	47.000	81	Eta Cen	2.3560	28000.	94	42249	No
192	GOM_NL__2PRFIN20100330_144321_000000512088_00111_42249_2146.N1	30-MAR-2010 14:43:21	Straylight	50.500	54	5The Cen	2.0550	4500.0	101	42249	No
193	GOM_NL__2PRFIN20100330_144929_000000462088_00111_42249_2147.N1	30-MAR-2010 14:49:29	Tw_i_and_stray	46.000	106	9Bet Crv	2.6480	5600.0	92	42249	No
194	GOM_NL__2PRFIN20100330_145129_000000442088_00111_42249_2148.N1	30-MAR-2010 14:51:29	Tw_i_and_stray	43.500	100	4Gam Crv	2.5800	13100.	87	42249	No
195	GOM_NL__2PRFIN20100330_145640_000000452088_00111_42249_2149.N1	30-MAR-2010 14:56:40	Bright	44.500	121	29Gam Vir	2.7400	7200.0	89	42249	No
196	GOM_NL__2PRFIN20100330_150117_000000402088_00111_42249_2150.N1	30-MAR-2010 15:01:17	Bright	39.500	62	94Bet Leo	2.1360	9700.0	79	42249	No
197	GOM_NL__2PRFIN20100330_150251_000000382088_00111_42249_2151.N1	30-MAR-2010 15:02:51	Bright	37.500	96	68Del Leo	2.5600	9300.0	75	42249	No
198	GOM_NL__2PRFIN20100330_150942_000000382088_00111_42249_2152.N1	30-MAR-2010 15:09:42	Bright	38.000	174	52Psi UMa	3.0040	4400.0	76	42249	No
199	GOM_NL__2PRFIN20100330_151248_000000402088_00111_42249_2153.N1	30-MAR-2010 15:12:48	Bright	39.500	87	64Gam UMa	2.4330	11000.	79	42249	No
200	GOM_NL__2PRFIN20100330_151433_000000382088_00111_42249_2154.N1	30-MAR-2010 15:14:33	Bright	38.000	36	50Alp UMa	1.8000	6300.0	76	42249	No
201	GOM_NL__2PRFIN20100330_152059_000000382088_00111_42249_2155.N1	30-MAR-2010 15:20:59	Bright	37.500	60	7Bet UMi	2.0810	3950.0	75	42249	No
202	GOM_NL__2PRFIN20100330_153017_000000542088_00111_42249_2156.N1	30-MAR-2010 15:30:17	Bright	54.000	89	5Alp Cep	2.4510	8000.0	108	42249	No
203	GOM_NL__2PRFIN20100330_153516_000000482088_00111_42249_2157.N1	30-MAR-2010 15:35:16	Bright	47.500	144	18Del Cyg	2.8600	11000.	95	42249	No
204	GOM_NL__2PRFIN20100330_153707_000000482088_00111_42249_2158.N1	30-MAR-2010 15:37:07	Bright	47.500	66	37Gam Cyg	2.2080	5900.0	95	42249	No
205	GOM_NL__2PRFIN20100330_153906_000000442088_00111_42249_2159.N1	30-MAR-2010 15:39:06	Bright	43.500	92	53Eps Cyg	2.5000	4500.0	87	42249	No
206	GOM_NL__2PRFIN20100330_154857_000000262088_00111_42249_2160.N1	30-MAR-2010 15:48:57	Dark	26.000	11	53Alp Aql	0.76500	8000.0	52	42249	No
207	GOM_NL__2PRFIN20100330_160253_000000562088_00111_42249_2161.N1	30-MAR-2010 16:02:53	Dark	55.500	57	34Sig Sgr	2.0660	26000.	111	42249	No
208	GOM_NL__2PRFIN20100330_160629_000000552088_00112_42250_2169.N1	30-MAR-2010 16:06:29	Dark	55.000	38	20Eps Sgr	1.8360	11000.	110	42250	No
209	GOM_NL__2PRFIN20100330_161040_000000362088_00112_42250_2170.N1	30-MAR-2010 16:10:40	Dark	36.000	25	35Lam Sco	1.6200	28000.	72	42250	No
210	GOM_NL__2PRFIN20100330_161415_000000412088_00112_42250_2171.N1	30-MAR-2010 16:14:15	Dark	41.000	134	Bet TrA	2.8100	6600.0	82	42250	No
211	GOM_NL__2PRFIN20100330_161654_000000532088_00112_42250_2172.N1	30-MAR-2010 16:16:54	Dark	53.000	4	Alp1Cen	-0.010000	5800.0	106	42250	No
212	GOM_NL__2PRFIN20100330_161935_000000442088_00112_42250_2173.N1	30-MAR-2010 16:19:35	Straylight	44.000	78	Alp Lup	2.3040	28000.	88	42250	No
213	GOM_NL__2PRFIN20100330_162111_000000502088_00112_42250_2174.N1	30-MAR-2010 16:21:11	Straylight	50.000	81	Eta Cen	2.3560	28000.	100	42250	No
214	GOM_NL__2PRFIN20100330_162358_000000562088_00112_42250_2175.N1	30-MAR-2010 16:23:58	Straylight	56.000	54	5The Cen	2.0550	4500.0	112	42250	No
215	GOM_NL__2PRFIN20100330_163006_000000452088_00112_42250_2176.N1	30-MAR-2010 16:30:06	Tw_i_and_stray	45.000	106	9Bet Crv	2.6480	5600.0	90	42250	No
216	GOM_NL__2PRFIN20100330_163205_000000442088_00112_42250_2177.N1	30-MAR-2010 16:32:05	Tw_i_and_stray	44.000	100	4Gam Crv	2.5800	13100.	88	42250	No
217	GOM_NL__2PRFIN20100330_163716_000000462088_00112_42250_2178.N1	30-MAR-2010 16:37:16	Bright	45.500	121	29Gam Vir	2.7400	7200.0	91	42250	No
218	GOM_NL__2PRFIN20100330_164153_000000402088_00112_42250_2179.N1	30-MAR-2010 16:41:53	Bright	40.000	62	94Bet Leo	2.1360	9700.0	80	42250	No
219	GOM_NL__2PRFIN20100330_164327_000000362088_00112_42250_2180.N1	30-MAR-2010 16:43:27	Bright	36.000	96	68Del Leo	2.5600	9300.0	72	42250	No

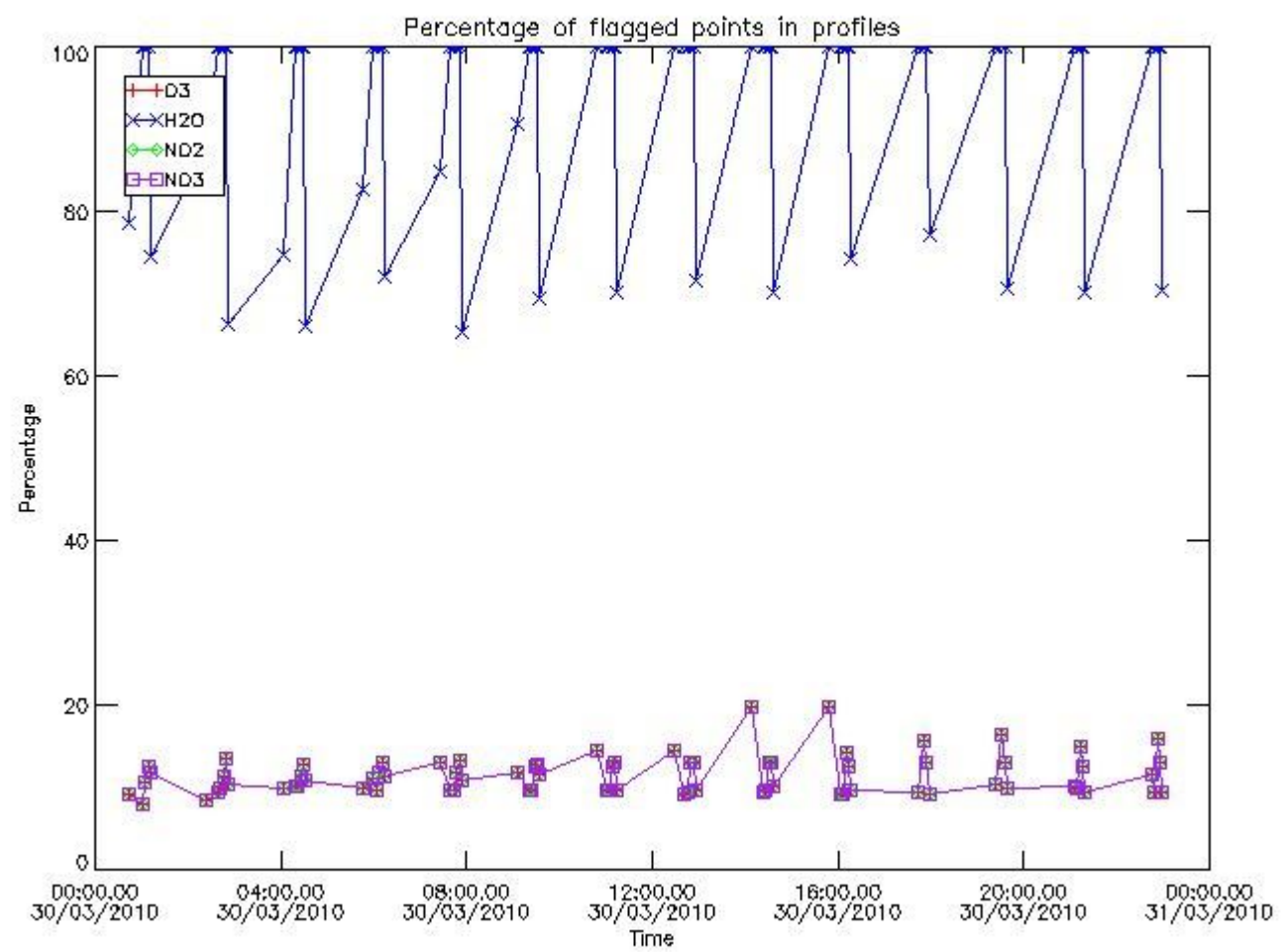
220	GOM_NL__2PRFIN20100330_165018_000000372088_00112_42250_2181.N1	30-MAR-2010 16:50:18	Bright	36.500	174	52Psi UMa	3.0040	4400.0	73	42250	No
221	GOM_NL__2PRFIN20100330_165323_000000382088_00112_42250_2182.N1	30-MAR-2010 16:53:23	Bright	37.500	87	64Gam UMa	2.4330	11000.	75	42250	No
222	GOM_NL__2PRFIN20100330_165509_000000492088_00112_42250_2183.N1	30-MAR-2010 16:55:09	Bright	49.000	36	50Alp UMa	1.8000	6300.0	98	42250	No
223	GOM_NL__2PRFIN20100330_170135_000000412088_00112_42250_2184.N1	30-MAR-2010 17:01:35	Bright	40.500	60	7Bet UMi	2.0810	3950.0	81	42250	No
224	GOM_NL__2PRFIN20100330_171053_000000372088_00112_42250_2185.N1	30-MAR-2010 17:10:53	Bright	37.000	89	5Alp Cep	2.4510	8000.0	74	42250	No
225	GOM_NL__2PRFIN20100330_171552_000000472088_00112_42250_2186.N1	30-MAR-2010 17:15:52	Bright	46.500	144	18Del Cyg	2.8600	11000.	93	42250	No
226	GOM_NL__2PRFIN20100330_171742_000000472088_00112_42250_2187.N1	30-MAR-2010 17:17:42	Bright	46.500	66	37Gam Cyg	2.2080	5900.0	93	42250	No
227	GOM_NL__2PRFIN20100330_171942_000000422088_00112_42250_2188.N1	30-MAR-2010 17:19:42	Bright	42.000	92	53Eps Cyg	2.5000	4500.0	84	42250	No
228	GOM_NL__2PRFIN20100330_174331_000000542088_00112_42250_2189.N1	30-MAR-2010 17:43:31	Dark	54.000	57	34Sig Sgr	2.0660	26000.	108	42250	No
229	GOM_NL__2PRFIN20100330_175117_000000362088_00113_42251_2177.N1	30-MAR-2010 17:51:17	Dark	36.000	25	35Lam Sco	1.6200	28000.	72	42251	No
230	GOM_NL__2PRFIN20100330_175451_000000402088_00113_42251_2178.N1	30-MAR-2010 17:54:51	Dark	39.500	134	Bet TrA	2.8100	6600.0	79	42251	No
231	GOM_NL__2PRFIN20100330_175731_000000552088_00113_42251_2179.N1	30-MAR-2010 17:57:31	Dark	55.000	4	Alp1Cen	-0.010000	5800.0	110	42251	No
232	GOM_NL__2PRFIN20100330_180012_000000452088_00113_42251_2180.N1	30-MAR-2010 18:00:12	Straylight	45.000	78	Alp Lup	2.3040	28000.	90	42251	No
233	GOM_NL__2PRFIN20100330_180148_000000482088_00113_42251_2181.N1	30-MAR-2010 18:01:48	Straylight	47.500	81	Eta Cen	2.3560	28000.	95	42251	No
234	GOM_NL__2PRFIN20100330_180434_000000542088_00113_42251_2182.N1	30-MAR-2010 18:04:34	Straylight	53.500	54	5The Cen	2.0550	4500.0	107	42251	No
235	GOM_NL__2PRFIN20100330_181042_000000482088_00113_42251_2183.N1	30-MAR-2010 18:10:42	Twi_and_stray	47.500	106	9Bet Crv	2.6480	5600.0	95	42251	No
236	GOM_NL__2PRFIN20100330_181241_000000442088_00113_42251_2184.N1	30-MAR-2010 18:12:41	Twi_and_stray	43.500	100	4Gam Crv	2.5800	13100.	87	42251	No
237	GOM_NL__2PRFIN20100330_181752_000000462088_00113_42251_2185.N1	30-MAR-2010 18:17:52	Bright	46.000	121	29Gam Vir	2.7400	7200.0	92	42251	No
238	GOM_NL__2PRFIN20100330_182229_000000402088_00113_42251_2186.N1	30-MAR-2010 18:22:29	Bright	40.000	62	94Bet Leo	2.1360	9700.0	80	42251	No
239	GOM_NL__2PRFIN20100330_182403_000000372088_00113_42251_2187.N1	30-MAR-2010 18:24:03	Bright	36.500	96	68Del Leo	2.5600	9300.0	73	42251	No
240	GOM_NL__2PRFIN20100330_183054_000000372088_00113_42251_2188.N1	30-MAR-2010 18:30:54	Bright	37.000	174	52Psi UMa	3.0040	4400.0	74	42251	No
241	GOM_NL__2PRFIN20100330_183359_000000382088_00113_42251_2189.N1	30-MAR-2010 18:33:59	Bright	37.500	87	64Gam UMa	2.4330	11000.	75	42251	No
242	GOM_NL__2PRFIN20100330_183545_000000372088_00113_42251_2190.N1	30-MAR-2010 18:35:45	Bright	36.500	36	50Alp UMa	1.8000	6300.0	73	42251	No
243	GOM_NL__2PRFIN20100330_184210_000000402088_00113_42251_2191.N1	30-MAR-2010 18:42:10	Bright	39.500	60	7Bet UMi	2.0810	3950.0	79	42251	No
244	GOM_NL__2PRFIN20100330_185129_000000372088_00113_42251_2192.N1	30-MAR-2010 18:51:29	Bright	36.500	89	5Alp Cep	2.4510	8000.0	73	42251	No
245	GOM_NL__2PRFIN20100330_185628_000000452088_00113_42251_2193.N1	30-MAR-2010 18:56:28	Bright	45.000	144	18Del Cyg	2.8600	11000.	90	42251	No
246	GOM_NL__2PRFIN20100330_185818_000000432088_00113_42251_2194.N1	30-MAR-2010 18:58:18	Bright	42.500	66	37Gam Cyg	2.2080	5900.0	85	42251	No
247	GOM_NL__2PRFIN20100330_190018_000000592088_00113_42251_2195.N1	30-MAR-2010 19:00:18	Bright	59.000	92	53Eps Cyg	2.5000	4500.0	118	42251	No
248	GOM_NL__2PRFIN20100330_192408_000000542088_00113_42251_2196.N1	30-MAR-2010 19:24:08	Dark	53.500	57	34Sig Sgr	2.0660	26000.	107	42251	No
249	GOM_NL__2PRFIN20100330_193155_000000342088_00114_42252_2185.N1	30-MAR-2010 19:31:55	Dark	34.000	25	35Lam Sco	1.6200	28000.	68	42252	No
250	GOM_NL__2PRFIN20100330_193528_000000392088_00114_42252_2186.N1	30-MAR-2010 19:35:28	Dark	39.000	134	Bet TrA	2.8100	6600.0	78	42252	No
251	GOM_NL__2PRFIN20100330_193807_000000522088_00114_42252_2187.N1	30-MAR-2010 19:38:07	Dark	51.500	4	Alp1Cen	-0.010000	5800.0	103	42252	No
252	GOM_NL__2PRFIN20100330_194048_000000462088_00114_42252_2188.N1	30-MAR-2010 19:40:48	Straylight	46.000	78	Alp Lup	2.3040	28000.	92	42252	No
253	GOM_NL__2PRFIN20100330_194225_000000522088_00114_42252_2189.N1	30-MAR-2010 19:42:25	Straylight	51.500	81	Eta Cen	2.3560	28000.	103	42252	No
254	GOM_NL__2PRFIN20100330_194511_000000512088_00114_42252_2190.N1	30-MAR-2010 19:45:11	Straylight	50.500	54	5The Cen	2.0550	4500.0	101	42252	No
255	GOM_NL__2PRFIN20100330_195118_000000492088_00114_42252_2191.N1	30-MAR-2010 19:51:18	Twi_and_stray	48.500	106	9Bet Crv	2.6480	5600.0	97	42252	No
256	GOM_NL__2PRFIN20100330_195317_000000452088_00114_42252_2192.N1	30-MAR-2010 19:53:17	Twi_and_stray	44.500	100	4Gam Crv	2.5800	13100.	89	42252	No
257	GOM_NL__2PRFIN20100330_195827_000000452088_00114_42252_2193.N1	30-MAR-2010 19:58:27	Bright	45.000	121	29Gam Vir	2.7400	7200.0	90	42252	No
258	GOM_NL__2PRFIN20100330_200305_000000402088_00114_42252_2194.N1	30-MAR-2010 20:03:05	Bright	39.500	62	94Bet Leo	2.1360	9700.0	79	42252	No
259	GOM_NL__2PRFIN20100330_200439_000000372088_00114_42252_2195.N1	30-MAR-2010 20:04:39	Bright	36.500	96	68Del Leo	2.5600	9300.0	73	42252	No
260	GOM_NL__2PRFIN20100330_201129_000000392088_00114_42252_2196.N1	30-MAR-2010 20:11:29	Bright	38.500	174	52Psi UMa	3.0040	4400.0	77	42252	No
261	GOM_NL__2PRFIN20100330_201435_000000402088_00114_42252_2197.N1	30-MAR-2010 20:14:35	Bright	39.500	87	64Gam UMa	2.4330	11000.	79	42252	No
262	GOM_NL__2PRFIN20100330_201621_000000372088_00114_42252_2198.N1	30-MAR-2010 20:16:21	Bright	36.500	36	50Alp UMa	1.8000	6300.0	73	42252	No
263	GOM_NL__2PRFIN20100330_202246_000000362088_00114_42252_2199.N1	30-MAR-2010 20:22:46	Bright	36.000	60	7Bet UMi	2.0810	3950.0	72	42252	No
264	GOM_NL__2PRFIN20100330_203205_000000372088_00114_42252_2200.N1	30-MAR-2010 20:32:05	Bright	36.500	89	5Alp Cep	2.4510	8000.0	73	42252	No
265	GOM_NL__2PRFIN20100330_203704_000000452088_00114_42252_2201.N1	30-MAR-2010 20:37:04	Bright	45.000	144	18Del Cyg	2.8600	11000.	90	42252	No
266	GOM_NL__2PRFIN20100330_203854_000000452088_00114_42252_2202.N1	30-MAR-2010 20:38:54	Bright	45.000	66	37Gam Cyg	2.2080	5900.0	90	42252	No
267	GOM_NL__2PRFIN20100330_204054_000000592088_00114_42252_2203.N1	30-MAR-2010 20:40:54	Bright	58.500	92	53Eps Cyg	2.5000	4500.0	117	42252	No
268	GOM_NL__2PRFIN20100330_210445_000000552088_00114_42252_2204.N1	30-MAR-2010 21:04:45	Dark	55.000	57	34Sig Sgr	2.0660	26000.	110	42252	No
269	GOM_NL__2PRFIN20100330_210821_000000522088_00115_42253_2193.N1	30-MAR-2010 21:08:21	Dark	51.500	38	20Eps Sgr	1.8360	11000.	103	42253	No
270	GOM_NL__2PRFIN20100330_211232_000000342088_00115_42253_2194.N1	30-MAR-2010 21:12:32	Dark	34.000	25	35Lam Sco	1.6200	28000.	68	42253	No
271	GOM_NL__2PRFIN20100330_211604_000000412088_00115_42253_2195.N1	30-MAR-2010 21:16:04	Dark	41.000	134	Bet TrA	2.8100	6600.0	82	42253	No
272	GOM_NL__2PRFIN20100330_211843_000000542088_00115_42253_2196.N1	30-MAR-2010 21:18:43	Dark	54.000	4	Alp1Cen	-0.010000	5800.0	108	42253	No
273	GOM_NL__2PRFIN20100330_212125_000000502088_00115_42253_2197.N1	30-MAR-2010 21:21:25	Straylight	49.500	78	Alp Lup	2.3040	28000.	99	42253	No
274	GOM_NL__2PRFIN20100330_212301_000000472088_00115_42253_2198.N1	30-MAR-2010 21:23:01	Straylight	47.000	81	Eta Cen	2.3560	28000.	94	42253	No
275	GOM_NL__2PRFIN20100330_212548_000000532088_00115_42253_2199.N1	30-MAR-2010 21:25:48	Straylight	52.500	54	5The Cen	2.0550	4500.0	105	42253	No
276	GOM_NL__2PRFIN20100330_213154_000000432088_00115_42253_2200.N1	30-MAR-2010 21:31:54	Twi_and_stray	43.000	106	9Bet Crv	2.6480	5600.0	86	42253	No
277	GOM_NL__2PRFIN20100330_213353_000000442088_00115_42253_2201.N1	30-MAR-2010 21:33:53	Twi_and_stray	44.000	100	4Gam Crv	2.5800	13100.	88	42253	No
278	GOM_NL__2PRFIN20100330_213903_000000462088_00115_42253_2202.N1	30-MAR-2010 21:39:03	Bright	46.000	121	29Gam Vir	2.7400	7200.0	92	42253	No

279	GOM_NL__2PRFIN20100330_214340_000000392088_00115_42253_2203.N1	30-MAR-2010 21:43:40	Bright	39.000	62	94Bet Leo	2.1360	9700.0	78	42253	No
280	GOM_NL__2PRFIN20100330_214515_000000372088_00115_42253_2204.N1	30-MAR-2010 21:45:15	Bright	37.000	96	68Del Leo	2.5600	9300.0	74	42253	No
281	GOM_NL__2PRFIN20100330_215205_000000362088_00115_42253_2205.N1	30-MAR-2010 21:52:05	Bright	36.000	174	52Psi UMa	3.0040	4400.0	72	42253	No
282	GOM_NL__2PRFIN20100330_215511_000000362088_00115_42253_2206.N1	30-MAR-2010 21:55:11	Bright	36.000	87	64Gam UMa	2.4330	11000.	72	42253	No
283	GOM_NL__2PRFIN20100330_215657_000000392088_00115_42253_2207.N1	30-MAR-2010 21:56:57	Bright	38.500	36	50Alp UMa	1.8000	6300.0	77	42253	No
284	GOM_NL__2PRFIN20100330_220322_000000372088_00115_42253_2208.N1	30-MAR-2010 22:03:22	Bright	37.000	60	7Bet UMi	2.0810	3950.0	74	42253	No
285	GOM_NL__2PRFIN20100330_221241_000000392088_00115_42253_2209.N1	30-MAR-2010 22:12:41	Bright	38.500	89	5Alp Cep	2.4510	8000.0	77	42253	No
286	GOM_NL__2PRFIN20100330_221739_000000662088_00115_42253_2210.N1	30-MAR-2010 22:17:39	Bright	66.000	144	18Del Cyg	2.8600	11000.	132	42253	No
287	GOM_NL__2PRFIN20100330_221930_000000462088_00115_42253_2211.N1	30-MAR-2010 22:19:30	Bright	45.500	66	37Gam Cyg	2.2080	5900.0	91	42253	No
288	GOM_NL__2PRFIN20100330_222130_000000592088_00115_42253_2212.N1	30-MAR-2010 22:21:30	Bright	58.500	92	53Eps Cyg	2.5000	4500.0	117	42253	No
289	GOM_NL__2PRFIN20100330_224523_000000532088_00115_42253_2213.N1	30-MAR-2010 22:45:23	Dark	53.000	57	34Sig Sgr	2.0660	26000.	106	42253	No
290	GOM_NL__2PRFIN20100330_224858_000000542088_00116_42254_2201.N1	30-MAR-2010 22:48:58	Dark	54.000	38	20Eps Sgr	1.8360	11000.	108	42254	No
291	GOM_NL__2PRFIN20100330_225309_000000322088_00116_42254_2202.N1	30-MAR-2010 22:53:09	Dark	32.000	25	35Lam Sco	1.6200	28000.	64	42254	No
292	GOM_NL__2PRFIN20100330_225640_000000392088_00116_42254_2203.N1	30-MAR-2010 22:56:40	Dark	39.000	134	Bet TrA	2.8100	6600.0	78	42254	No
293	GOM_NL__2PRFIN20100330_225920_000000552088_00116_42254_2204.N1	30-MAR-2010 22:59:20	Dark	54.500	4	Alp1Cen	-0.010000	5800.0	109	42254	No
294	GOM_NL__2PRFIN20100330_230201_000000482088_00116_42254_2205.N1	30-MAR-2010 23:02:01	Straylight	47.500	78	Alp Lup	2.3040	28000.	95	42254	No
295	GOM_NL__2PRFIN20100330_230338_000000502088_00116_42254_2206.N1	30-MAR-2010 23:03:38	Straylight	50.000	81	Eta Cen	2.3560	28000.	100	42254	No
296	GOM_NL__2PRFIN20100330_230624_000000562088_00116_42254_2207.N1	30-MAR-2010 23:06:24	Straylight	55.500	54	5The Cen	2.0550	4500.0	111	42254	No
297	GOM_NL__2PRFIN20100330_231230_000000482088_00116_42254_2208.N1	30-MAR-2010 23:12:30	Twilight_stray	47.500	106	9Bet Crv	2.6480	5600.0	95	42254	No
298	GOM_NL__2PRFIN20100330_231429_000000432088_00116_42254_2209.N1	30-MAR-2010 23:14:29	Twilight_stray	43.000	100	4Gam Crv	2.5800	13100.	86	42254	No
299	GOM_NL__2PRFIN20100330_231938_000000462088_00116_42254_2210.N1	30-MAR-2010 23:19:38	Bright	45.500	121	29Gam Vir	2.7400	7200.0	91	42254	No
300	GOM_NL__2PRFIN20100330_232416_000000392088_00116_42254_2211.N1	30-MAR-2010 23:24:16	Bright	39.000	62	94Bet Leo	2.1360	9700.0	78	42254	No
301	GOM_NL__2PRFIN20100330_232551_000000362088_00116_42254_2212.N1	30-MAR-2010 23:25:51	Bright	36.000	96	68Del Leo	2.5600	9300.0	72	42254	No
302	GOM_NL__2PRFIN20100330_233241_000000382088_00116_42254_2213.N1	30-MAR-2010 23:32:41	Bright	37.500	174	52Psi UMa	3.0040	4400.0	75	42254	No
303	GOM_NL__2PRFIN20100330_233546_000000382088_00116_42254_2214.N1	30-MAR-2010 23:35:46	Bright	37.500	87	64Gam UMa	2.4330	11000.	75	42254	No
304	GOM_NL__2PRFIN20100330_233733_000000382088_00116_42254_2215.N1	30-MAR-2010 23:37:33	Bright	37.500	36	50Alp UMa	1.8000	6300.0	75	42254	No
305	GOM_NL__2PRFIN20100330_234357_000000402088_00116_42254_2216.N1	30-MAR-2010 23:43:57	Bright	40.000	60	7Bet UMi	2.0810	3950.0	80	42254	No
306	GOM_NL__2PRFIN20100330_235316_000000362088_00116_42254_2217.N1	30-MAR-2010 23:53:16	Bright	36.000	89	5Alp Cep	2.4510	8000.0	72	42254	No
307	GOM_NL__2PRFIN20100330_235815_000000472088_00116_42254_2218.N1	30-MAR-2010 23:58:15	Bright	46.500	144	18Del Cyg	2.8600	11000.	93	42254	No

3. Quality information per product

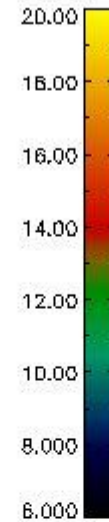
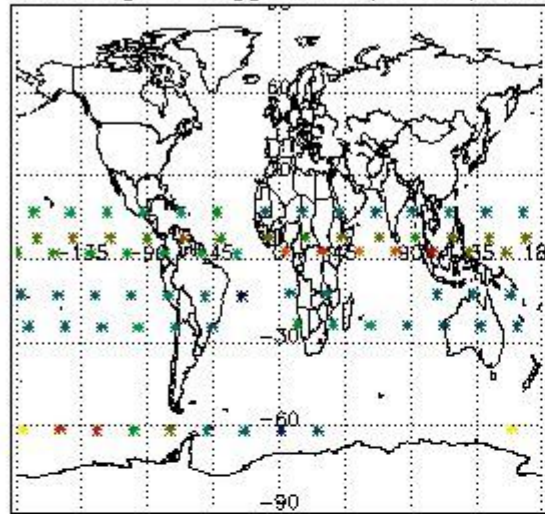
In this section it is plotted some information contained in the Quality Summary data set of the level 2 products. Only products in dark limb conditions and without errors (error flag in the MPH set to "0") are used.

3.1 Plot quality information per product (time dependant)

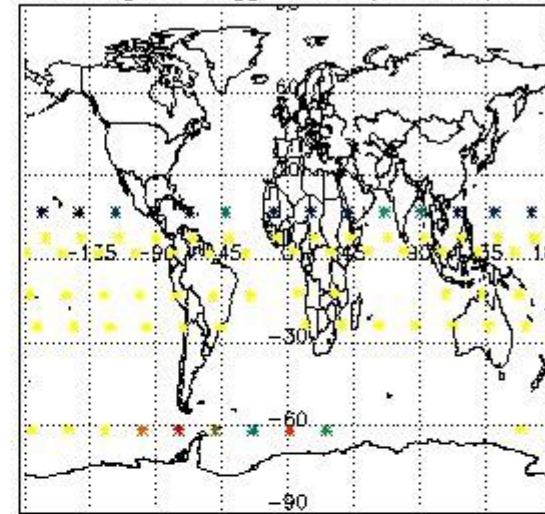


3.2 Plot quality information per product (world map)

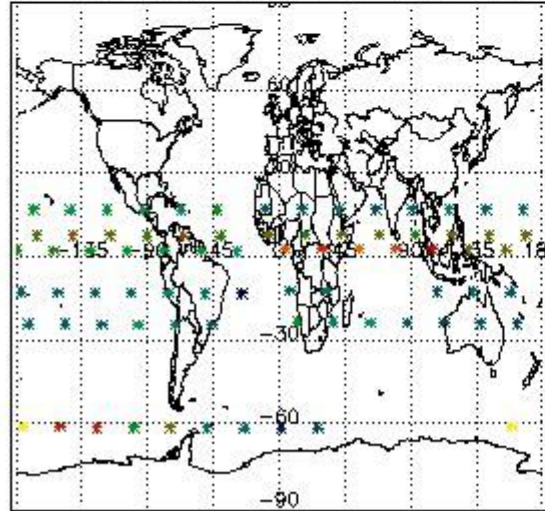
Percentage of flagged data per O3 profile



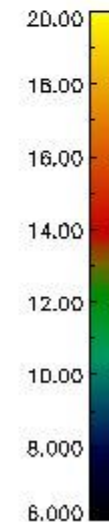
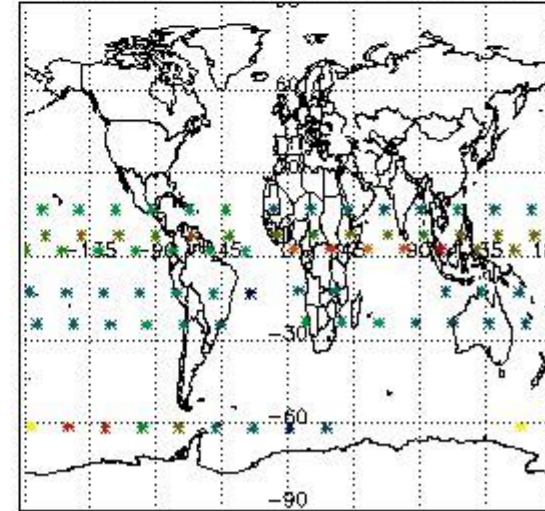
Percentage of flagged data per H2O profile



Percentage of flagged data per NO2 profile



Percentage of flagged data per NO3 profile

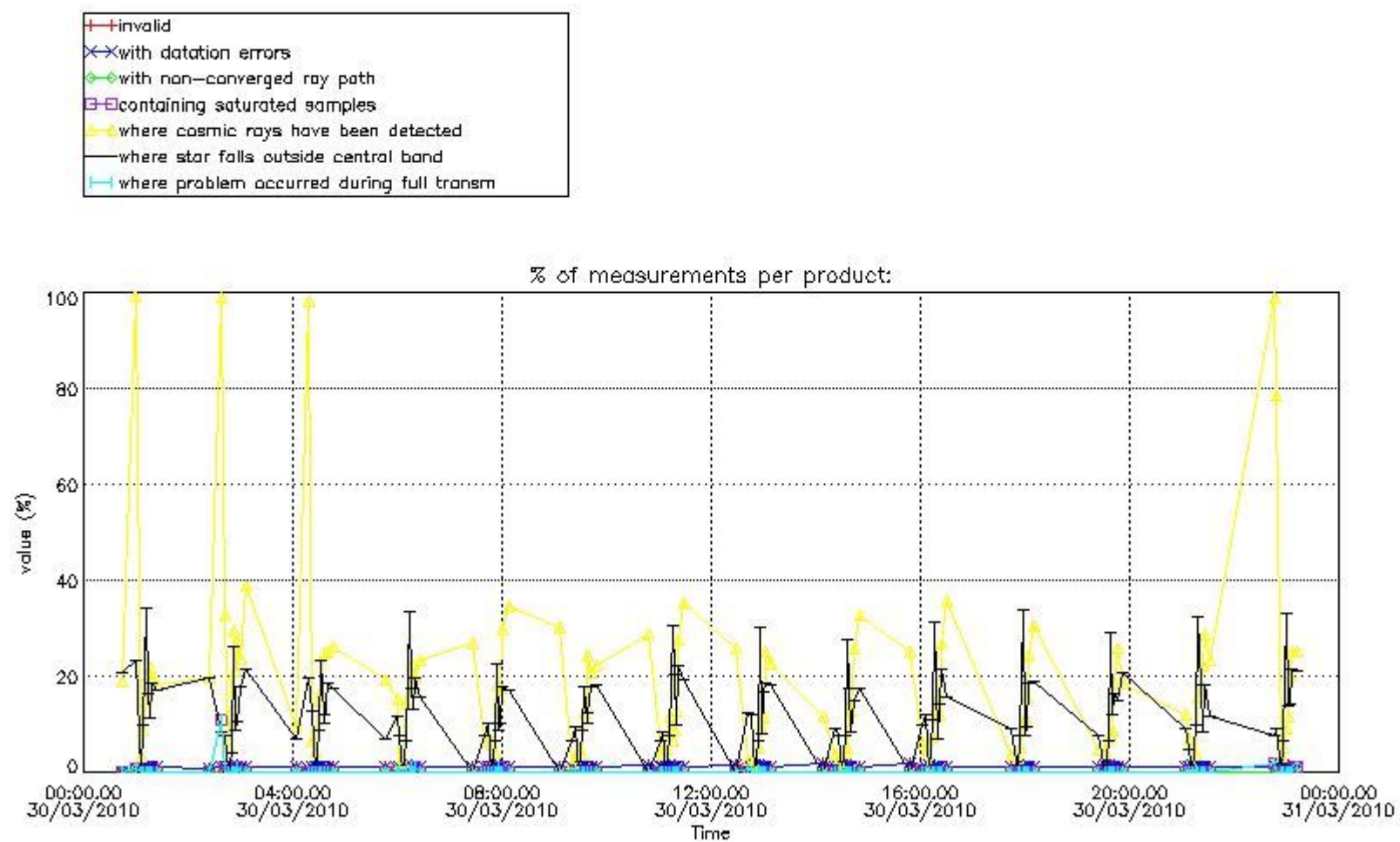


4. Level 1 quality information per product

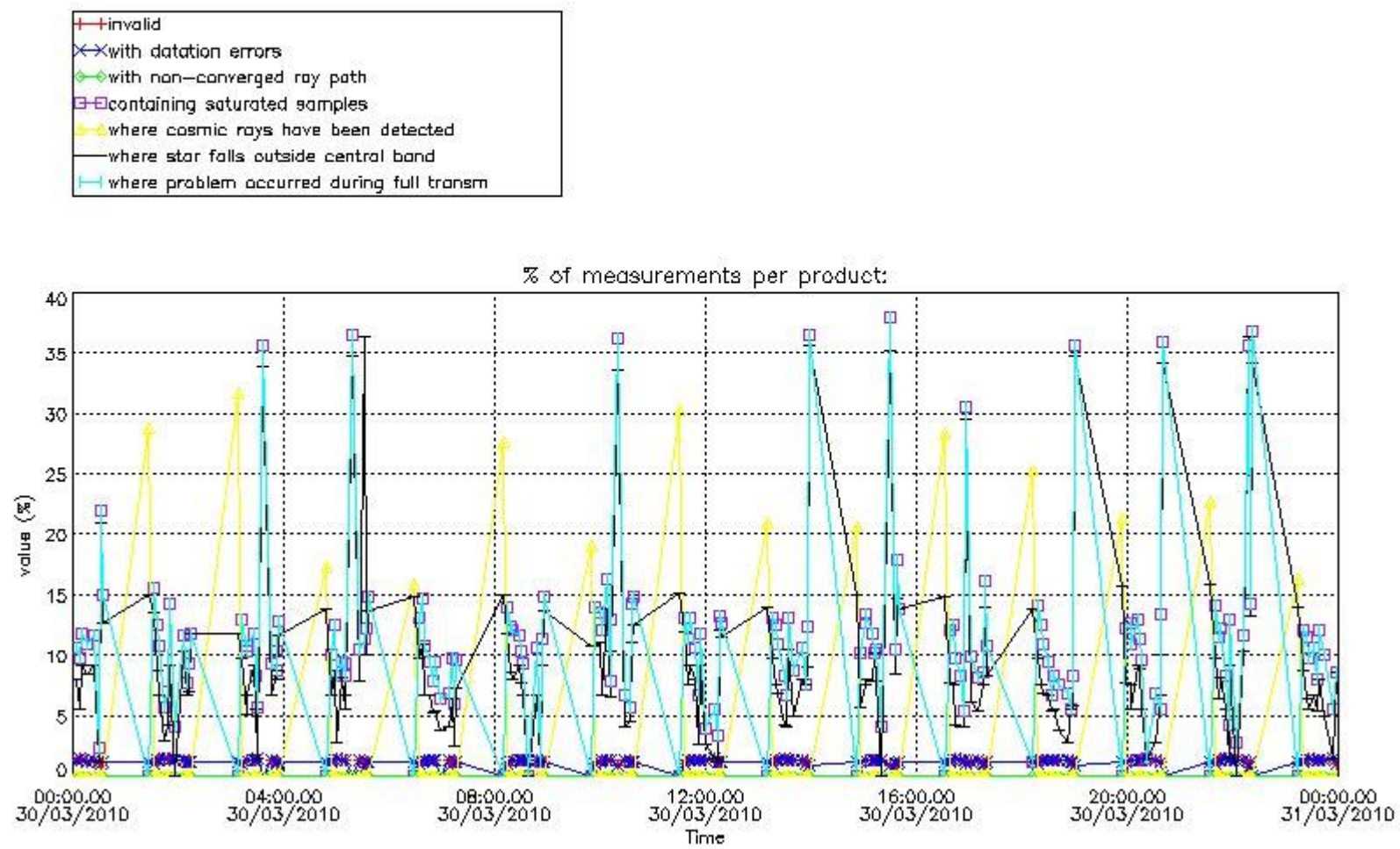
In this section it is plotted some information contained in the Quality Summary data set of the level 2 products that comes from the level 1b processing. Products without errors (error flag in the MPH set to "0") are used.

4.1 Plot quality information per product (time dependant) coming from level 1b processing

4.1.1 Plot level 1 quality information per product (time dependant): ENVISAT ASCENDING passes

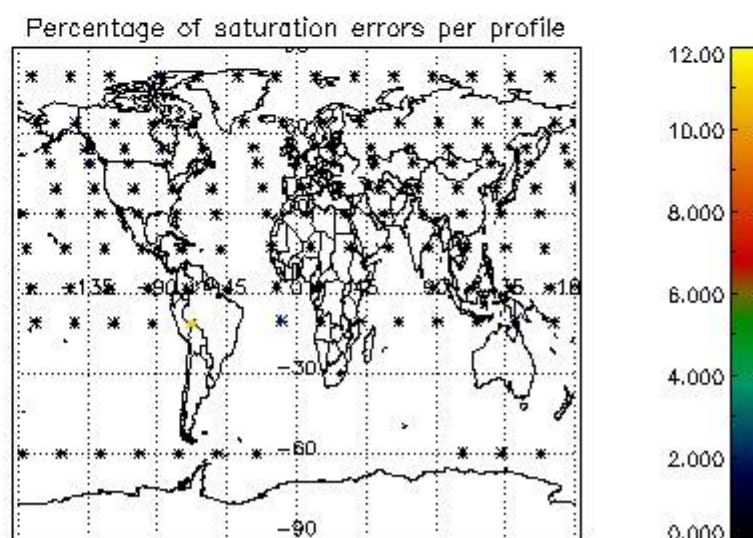
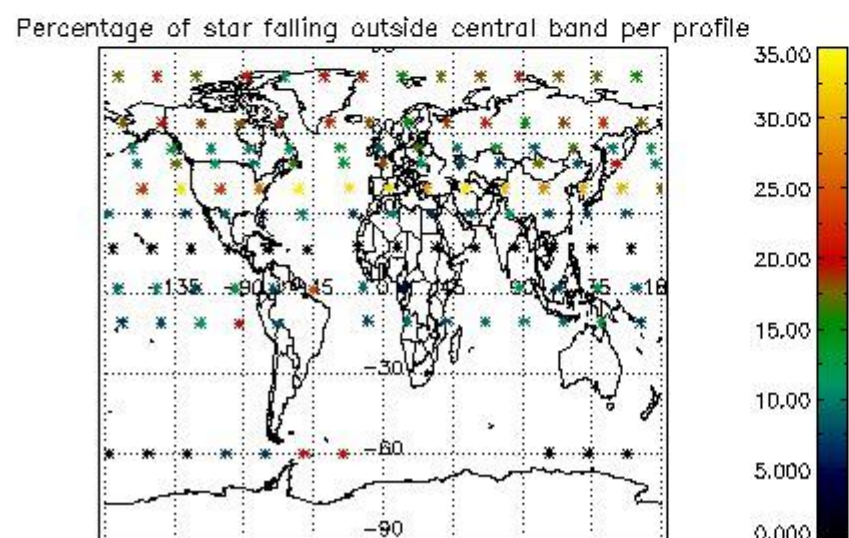
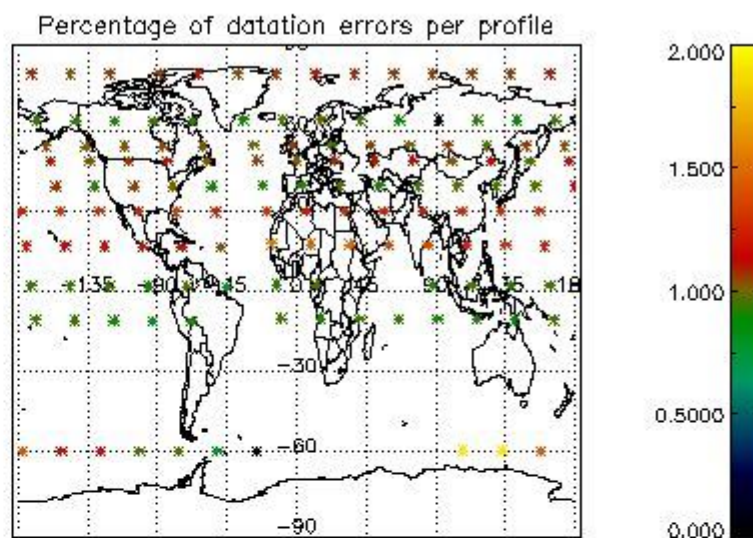
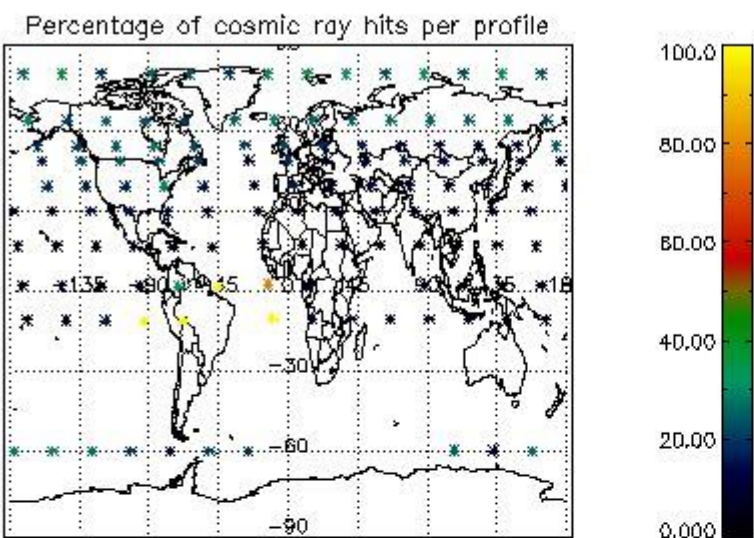


4.1.2 Plot level 1 quality information per product (time dependant): ENVI SAT DESCENDING passes

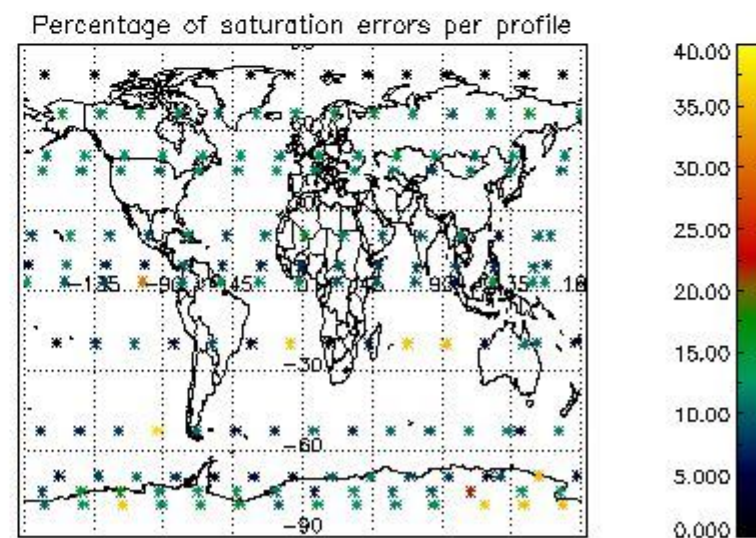
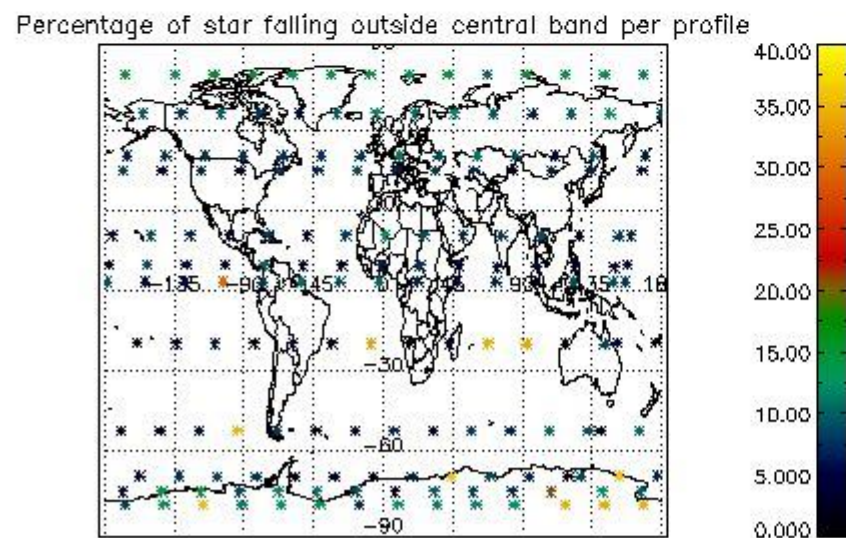
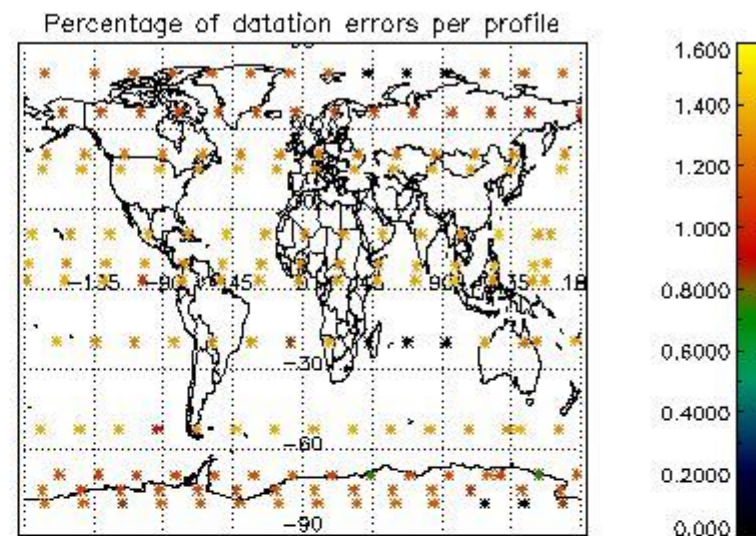
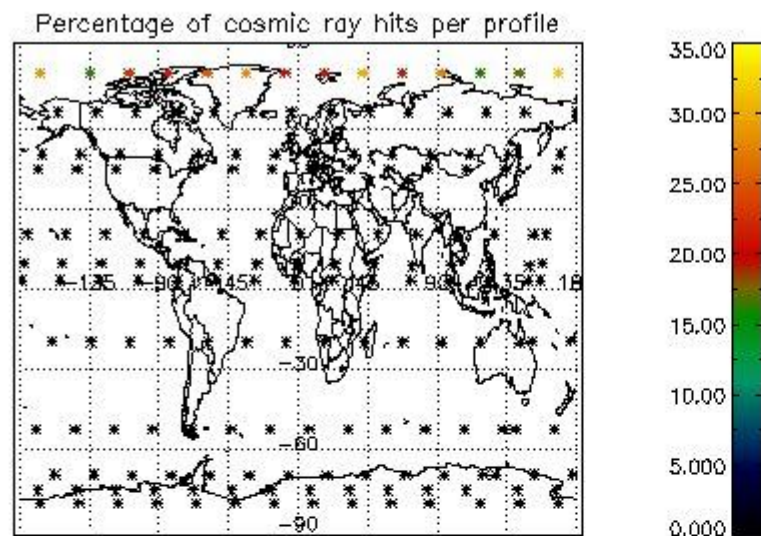


4.2 Plot quality information per product coming from level 1b processing (world map)

4.2.1 Plot level 1 quality information per product (world map): ENVISAT ASCENDING passes



4.2.2 Plot level 1 quality information per product (world map): ENVISAT DESCENDING passes



5. Trace gas profiles

5.1 Ozone statistics based on quality of products

The final quality of the products can be "measured" using the STD (Standard Deviation) attached to every point profile. This information is written to the parameter GOM_NL__2P/NL_LOCAL_SPECIES_DENSITY/o3_std of the level 2 products. The table below shows the statistics for given STD ranges.

The statistics are given with respect to the overall valid production:

- Products without fatal errors: GOM_NL__2P/MPH/PRODUCT_ERR=0
- Valid point profile: GOM_NL__2P/NL_LOCAL_SPECIES_DENSITY/pcd(0)=0

The 'Criteria' is applied to valid points of dark limb products:

- Products in dark limb illumination condition: GOM_NL__2P/NL_SUMMARY_QUALITY/obs_ill_cond=0
- Products without fatal errors: GOM_NL__2P/MPH/PRODUCT_ERR=0
- Valid point profile: GOM_NL__2P/NL_LOCAL_SPECIES_DENSITY/pcd(0)=0

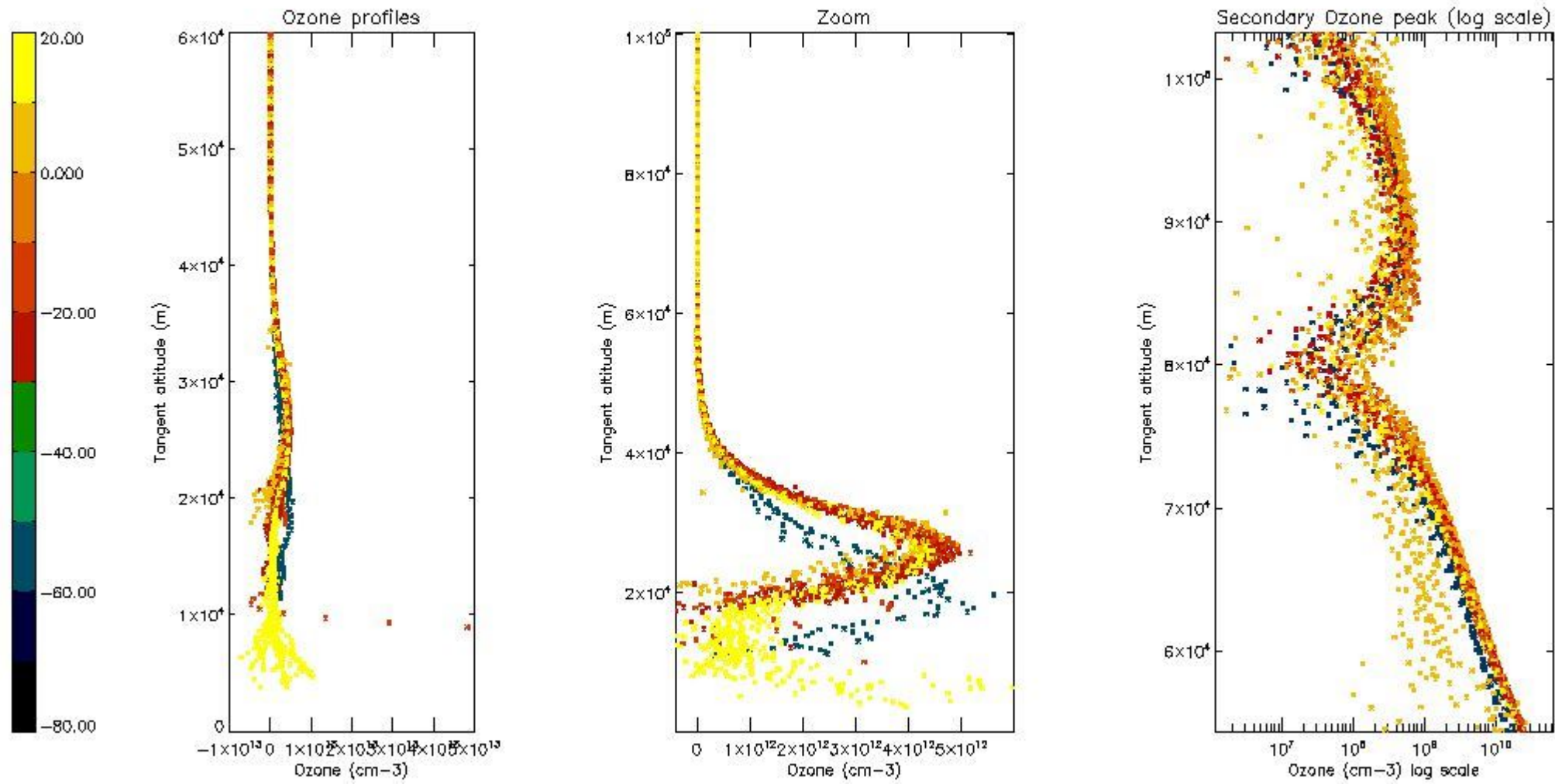
So, the table below shows the percentage of dark limb and valid observations for each criteria with respect to the overall valid daily observations.

Criteria	% of total production
All STD	27
STD < 20	15

STD < 10	12
STD < 5	10

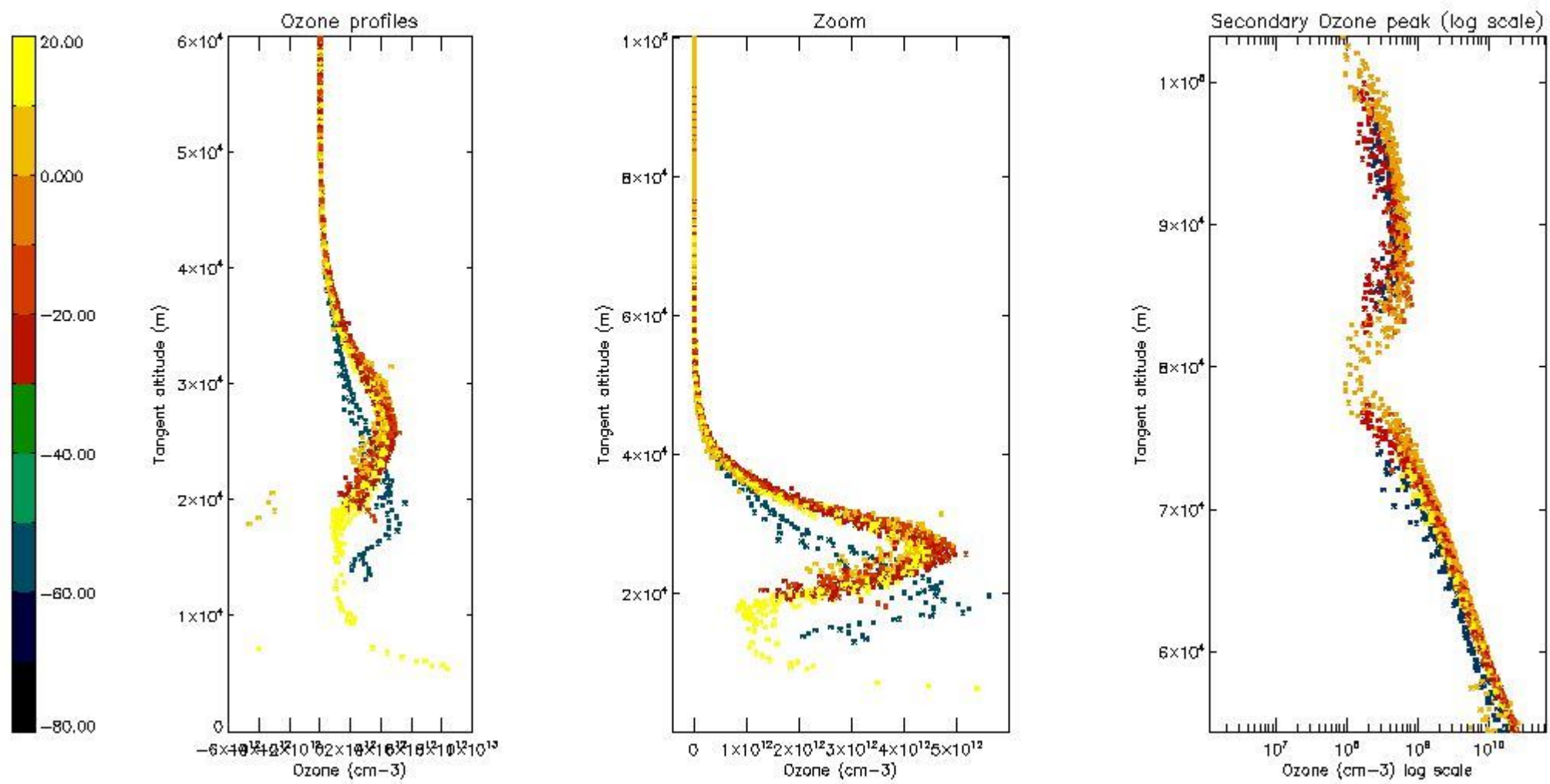
5.2 Plot ozone profiles for all STD (dark without errors)

The colorbar represents the latitude.



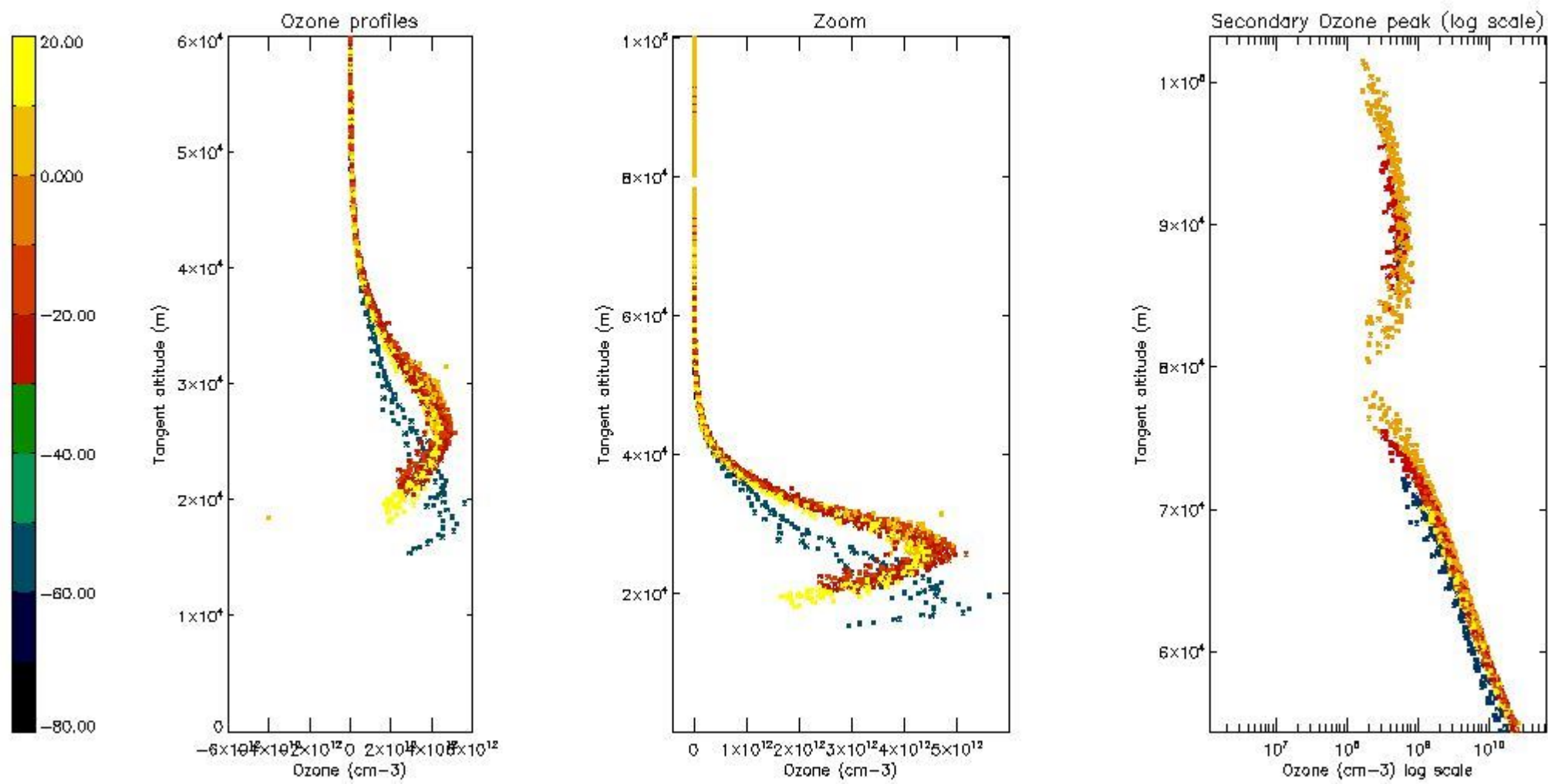
5.3 Plot ozone profiles where STD < 20% (dark without errors)

The colorbar represents the latitude.



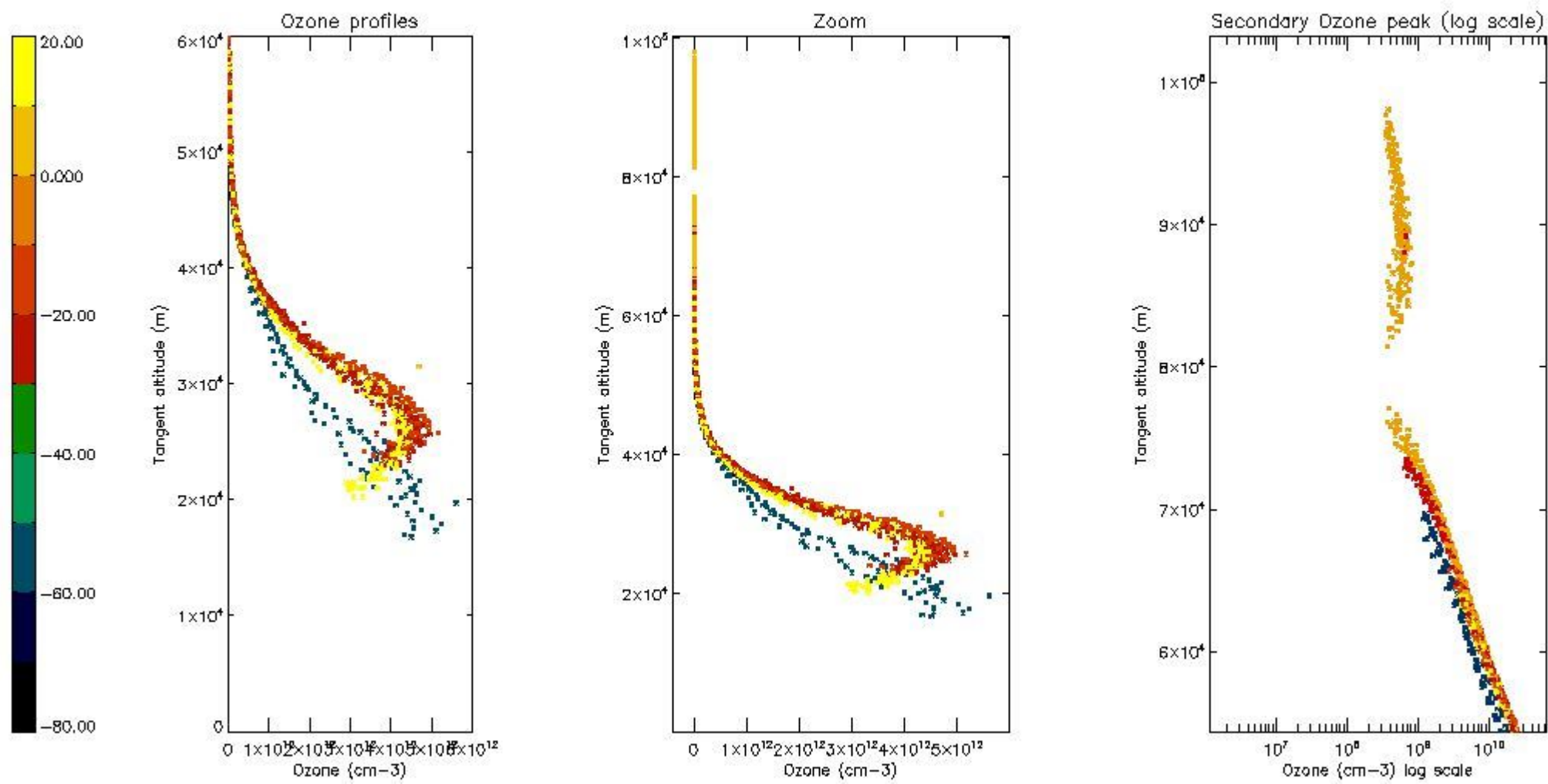
5.4 Plot ozone profiles where STD < 10% (dark without errors)

The colorbar represents the latitude.



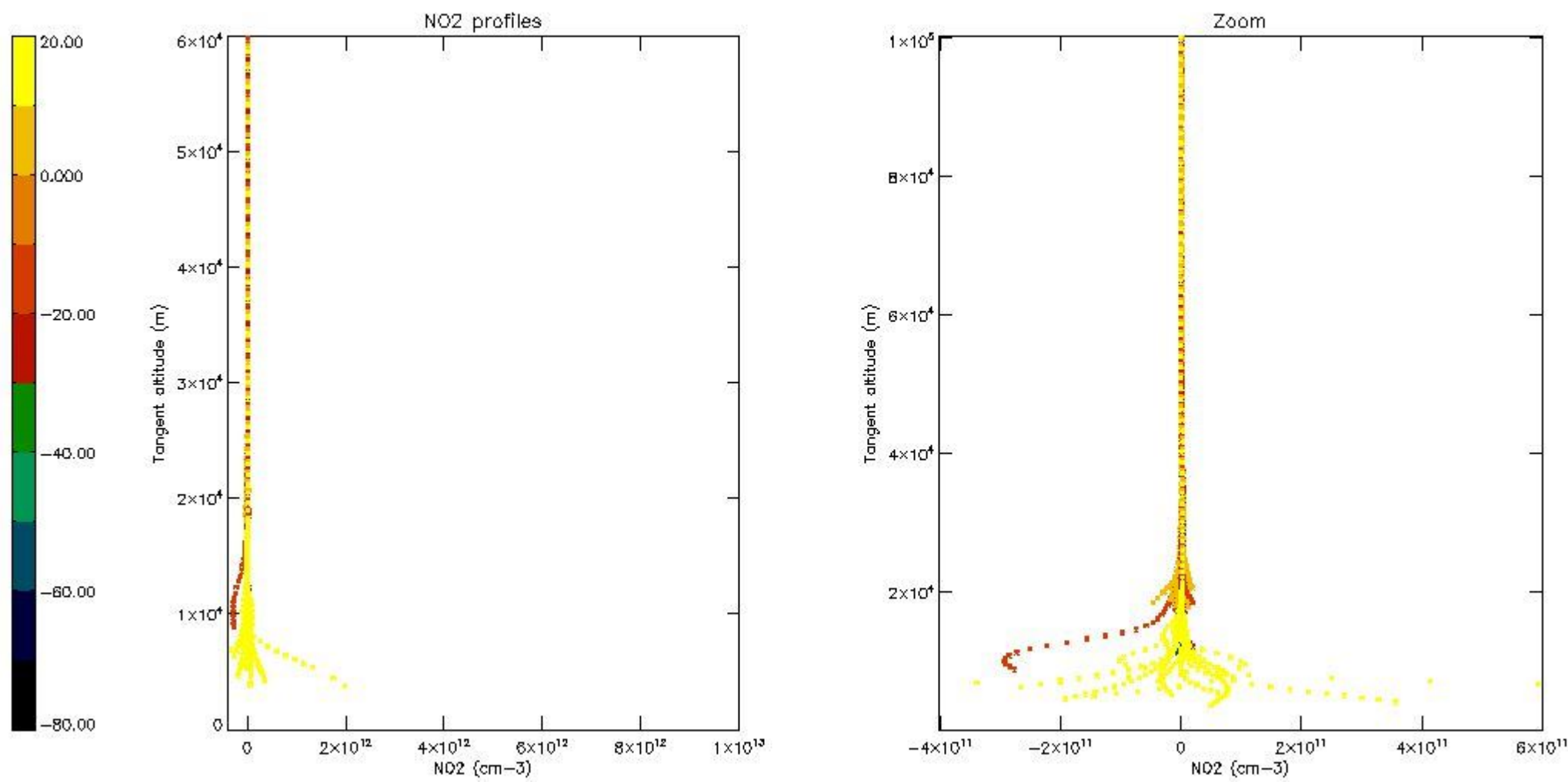
5.5 Plot ozone profiles where STD < 5% (dark without errors)

The colorbar represents the latitude.



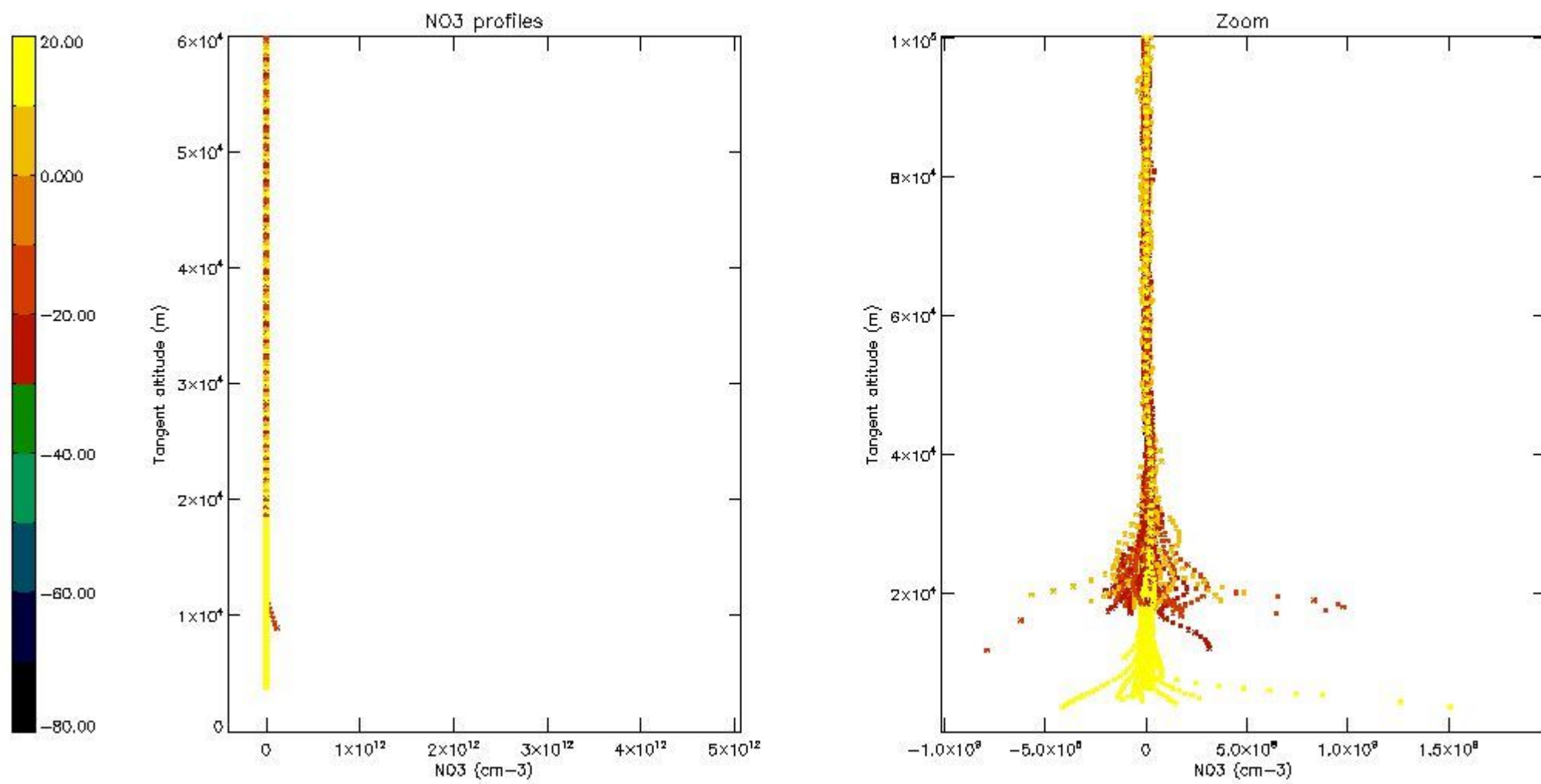
5.6 Plot NO₂ profiles for all STD (dark without errors)

The colorbar represents the latitude.



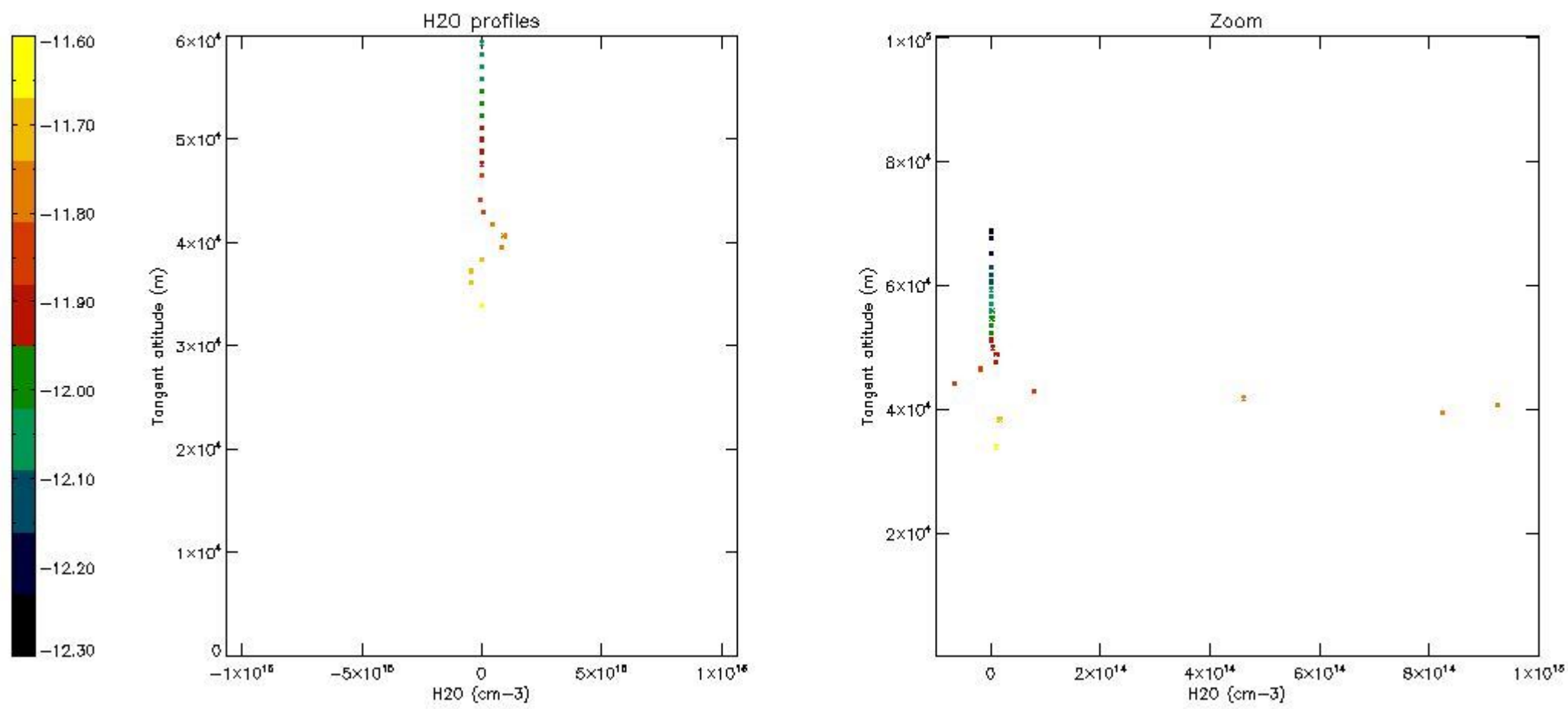
5.7 Plot NO3 profiles for all STD (dark without errors)

The colorbar represents the latitude.



5.8 Plot H₂O profiles for all STD (only for occultations of stars 1,2,3,4,13,14,16,26,63 dark without errors)

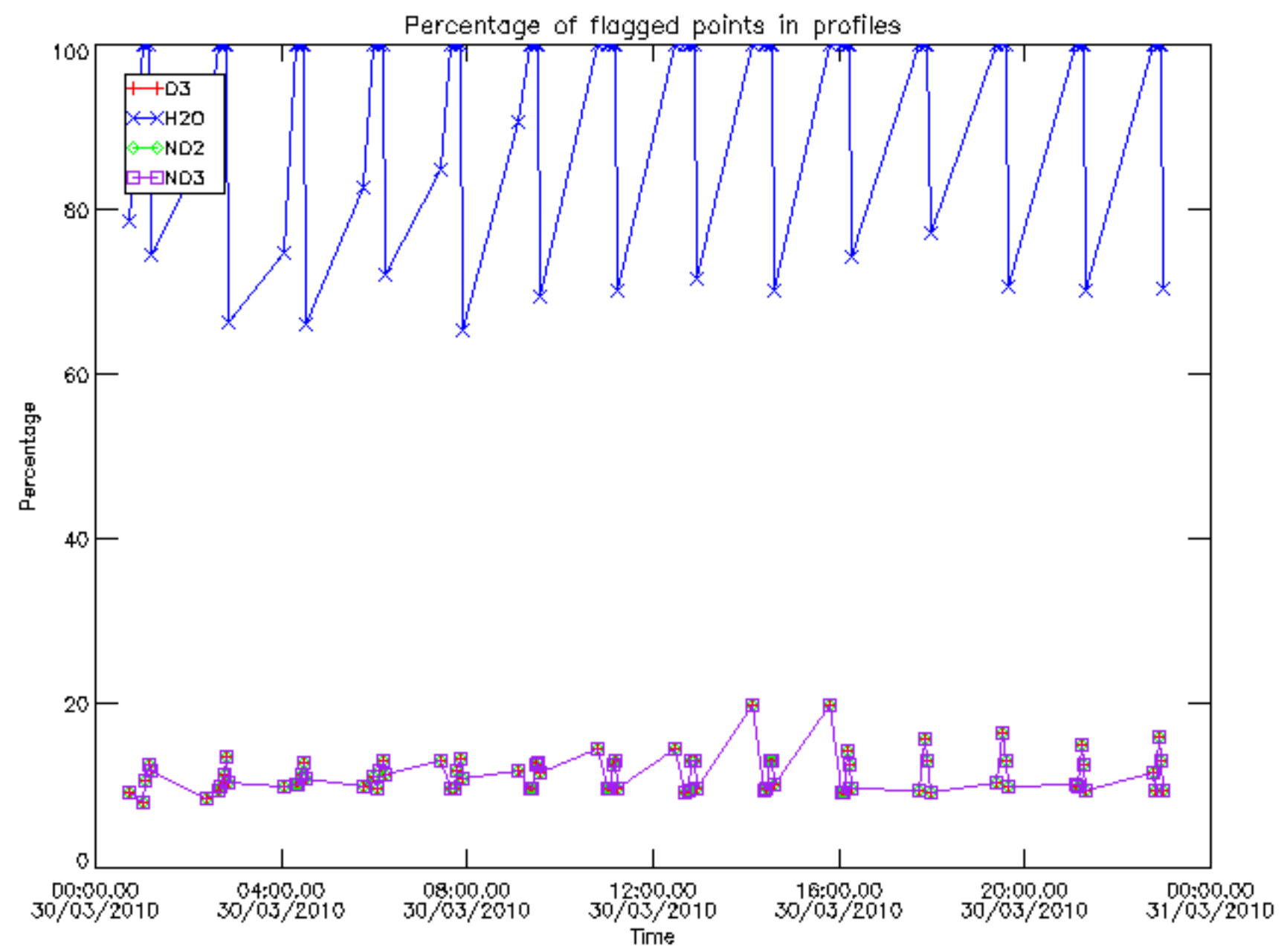
The colorbar represents the latitude.



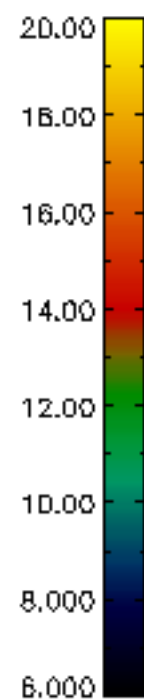
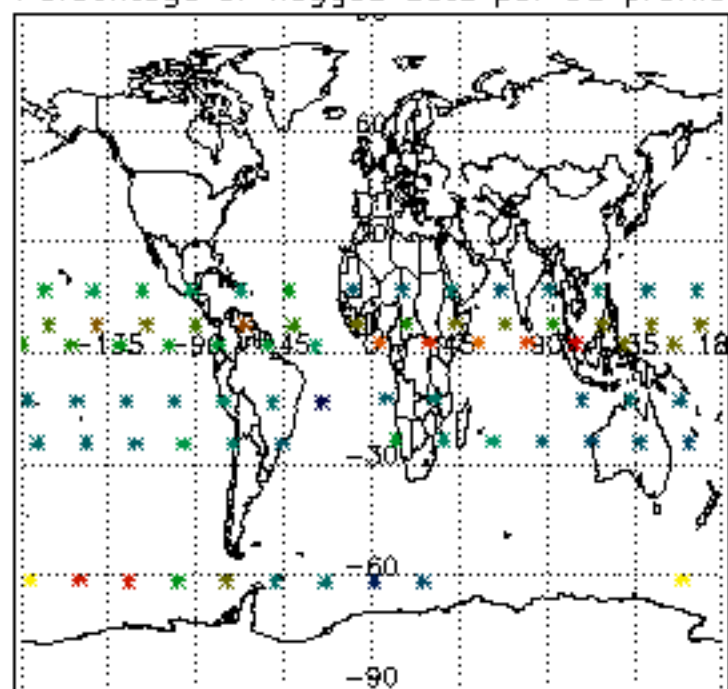
6. Auxiliary Data Files used for the production reported in section 2

The number reported in the third column indicates since which file (see list in section 2) the corresponding auxiliary file has been used. The fourth column is the date of those product files.

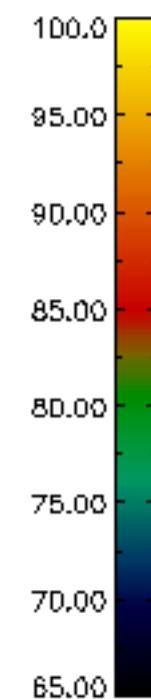
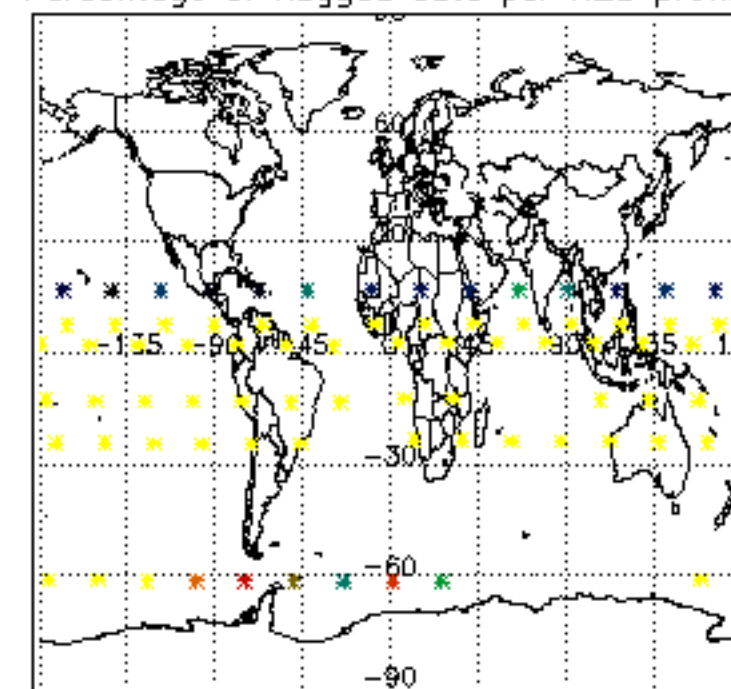
Type	Auxiliary Filename	Used since product	Used since product date
INST_PHYS_CHARACTERISTICS	GOM_INS_AXVIEC20091111_143220_20030716_120000_20500101_000000	1	30-MAR-2010 00:04:19
LEVEL-2_PROC_CONFIG	GOM_PR2_AXVIEC20091111_152718_20020301_000000_20500101_000000	1	30-MAR-2010 00:04:19
CROSS_SECTIONS_FILE	GOM_CRS_AXVIEC20091111_154832_20020301_000000_20500101_000000	1	30-MAR-2010 00:04:19



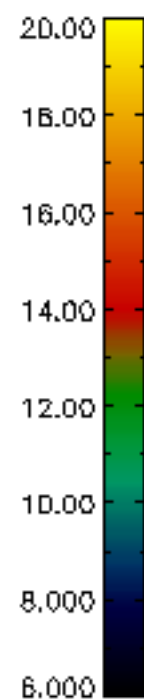
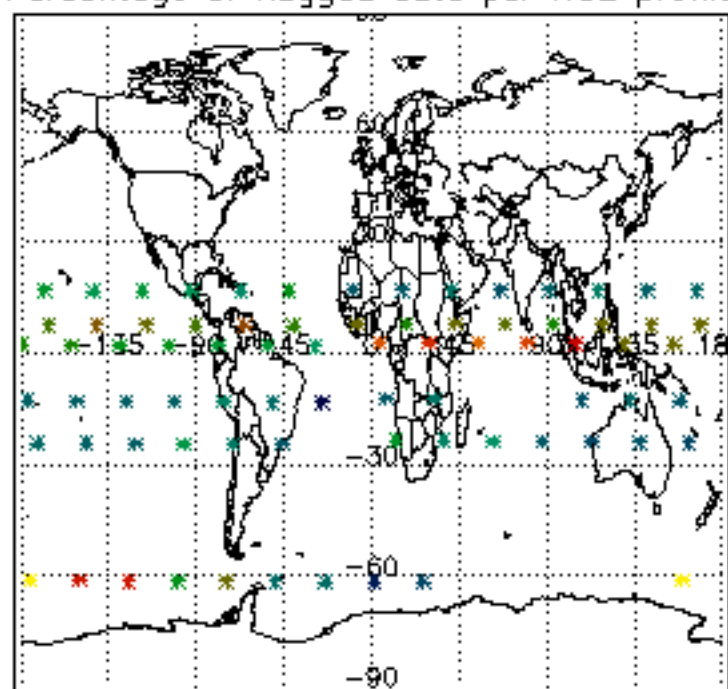
Percentage of flagged data per D3 profile



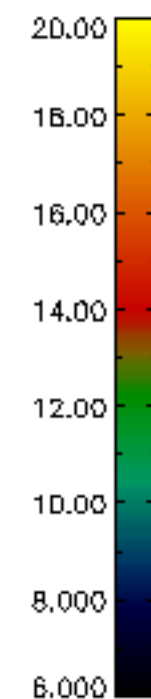
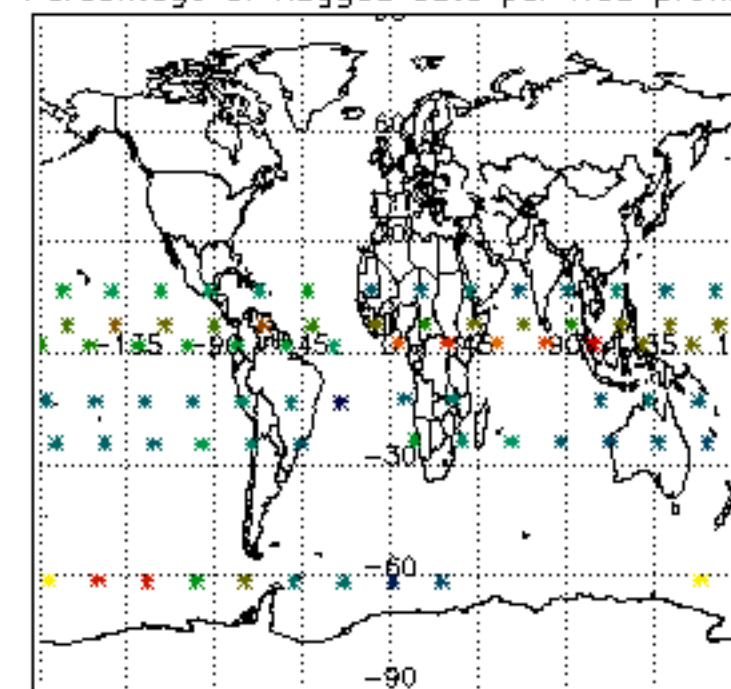
Percentage of flagged data per H2O profile

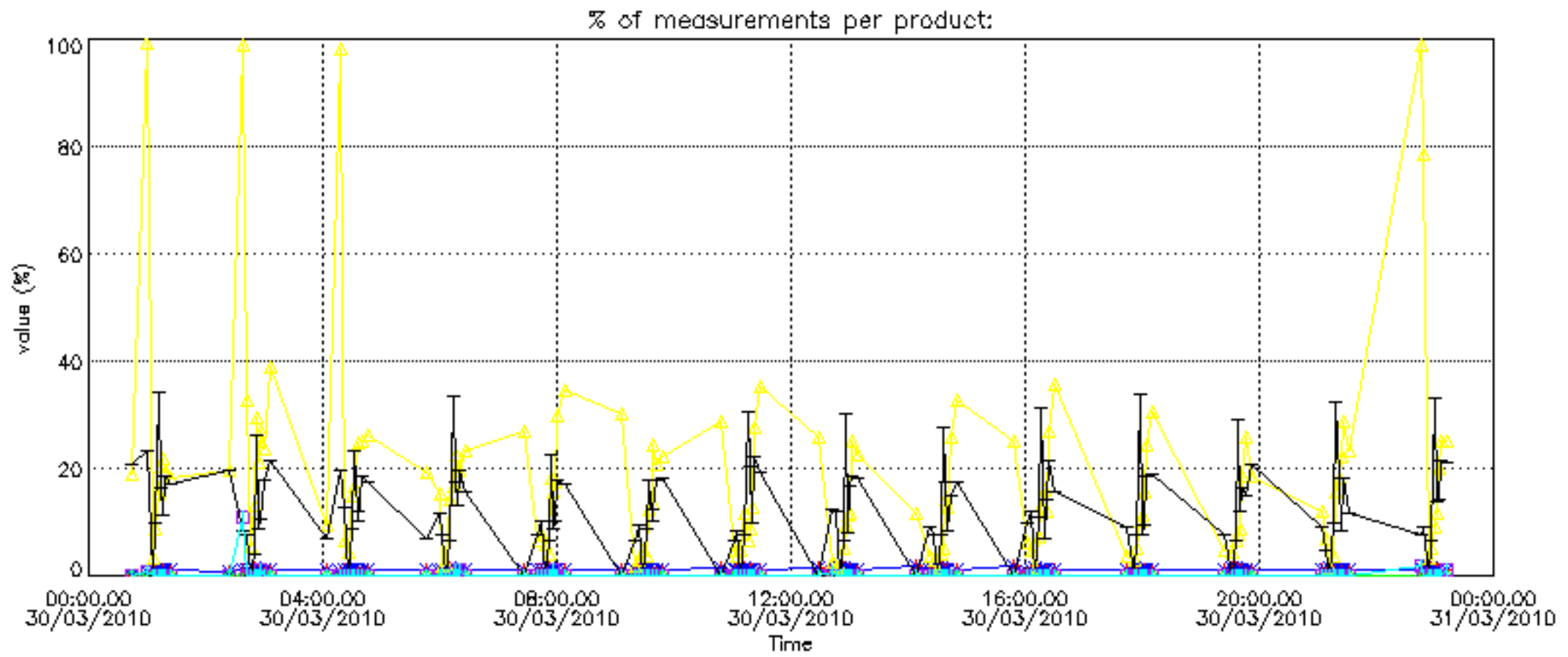


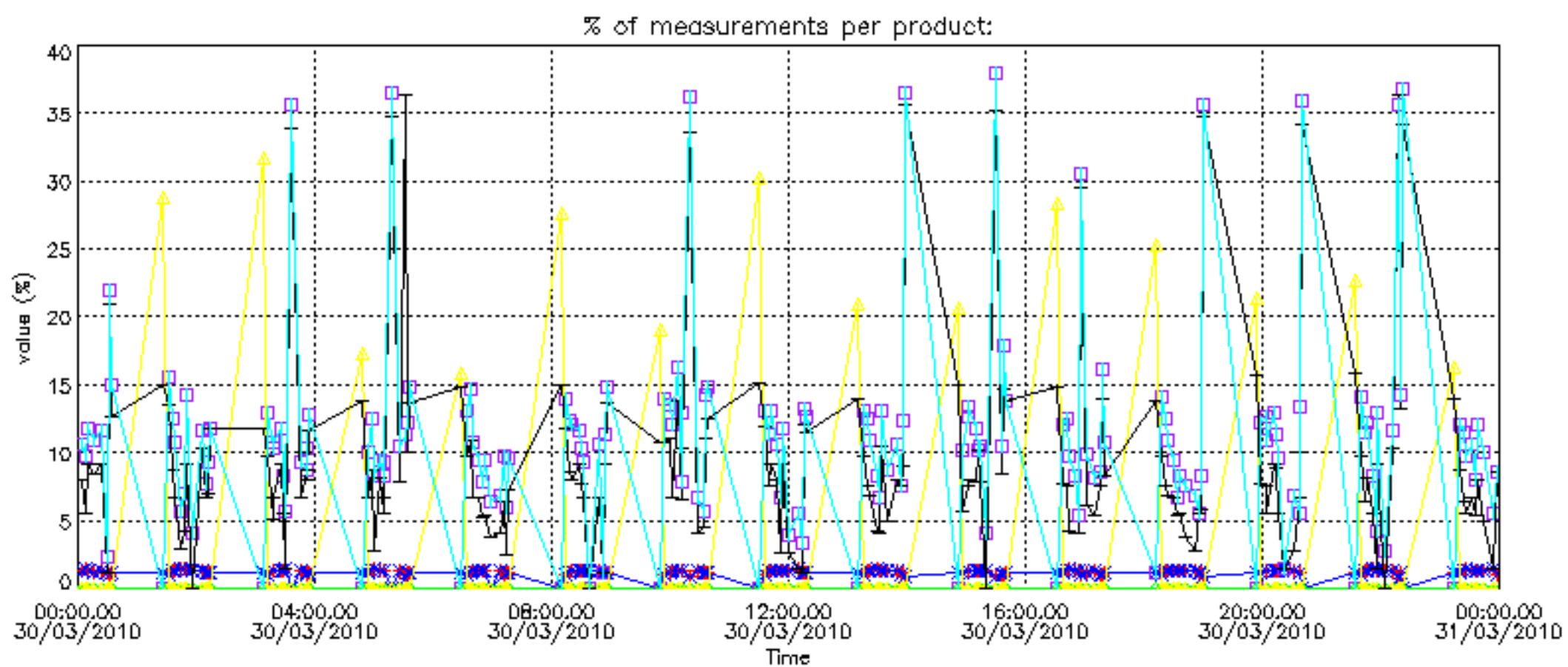
Percentage of flagged data per NO2 profile



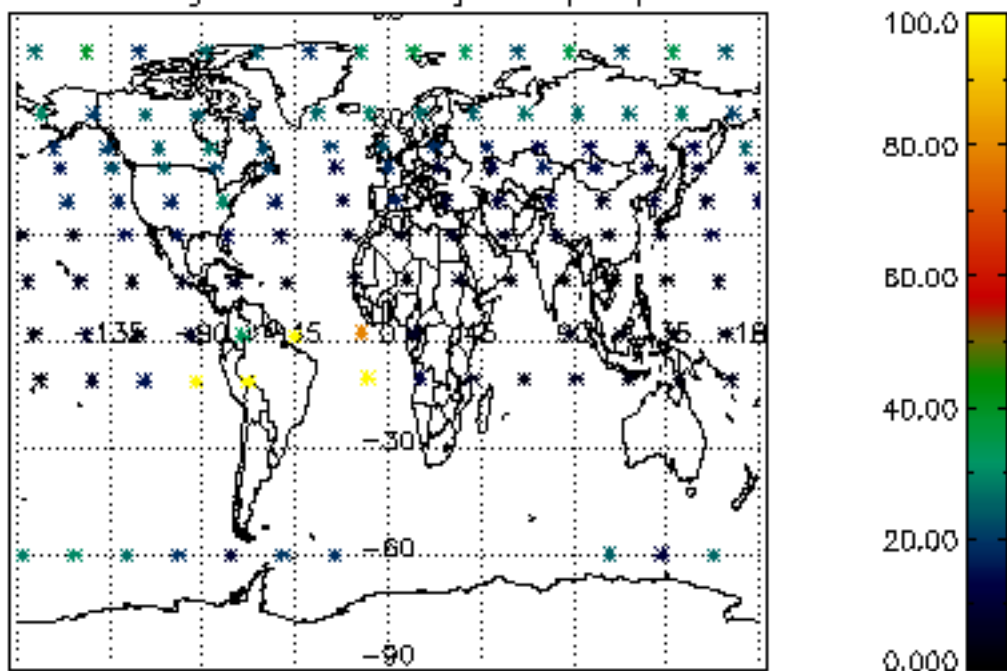
Percentage of flagged data per NO3 profile



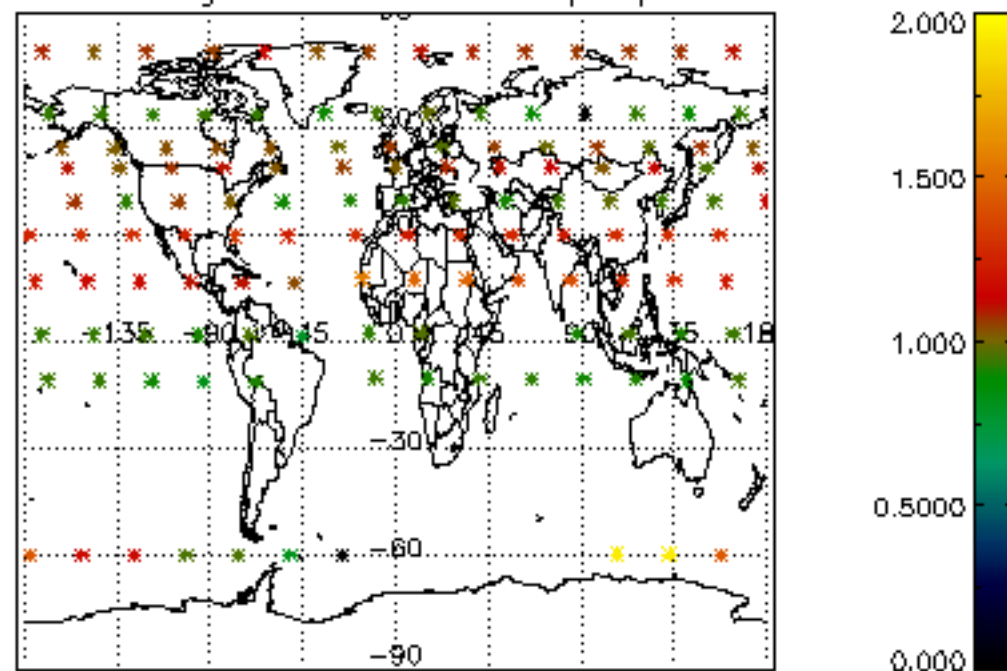




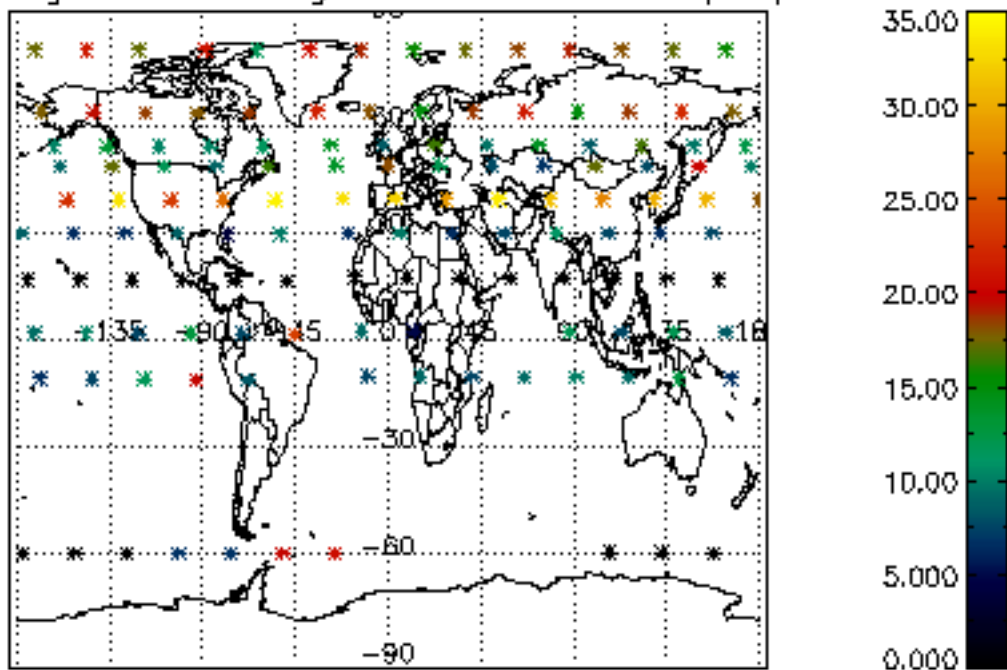
Percentage of cosmic ray hits per profile



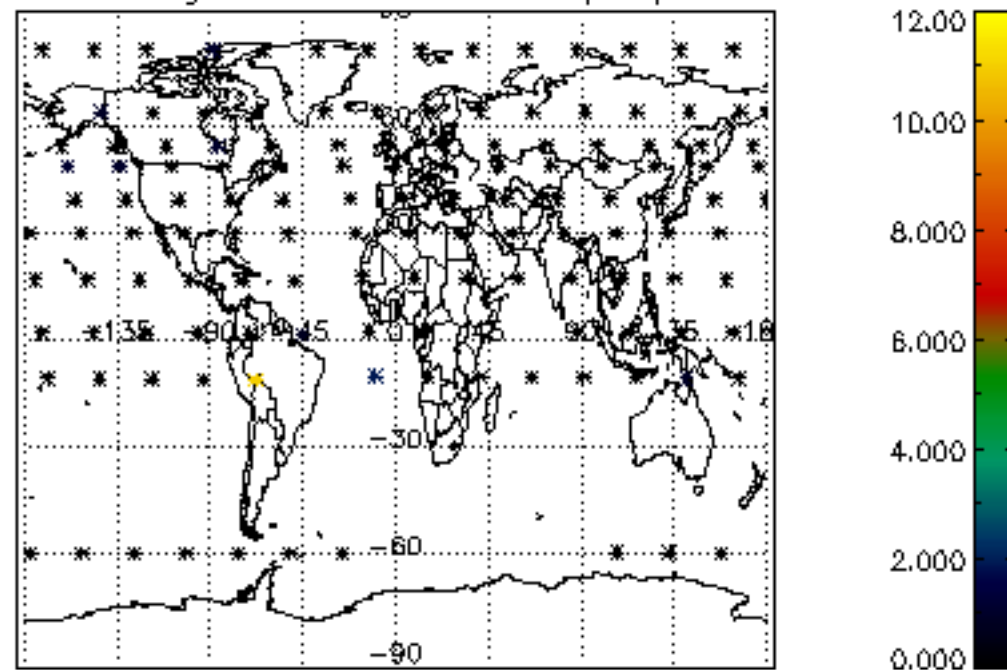
Percentage of datation errors per profile



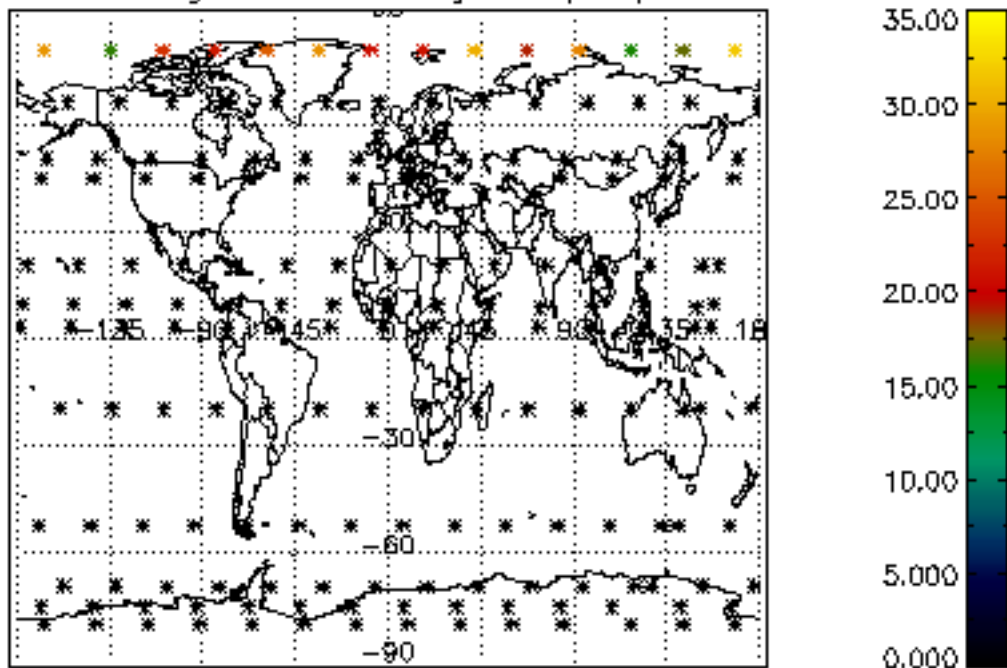
Percentage of star falling outside central band per profile



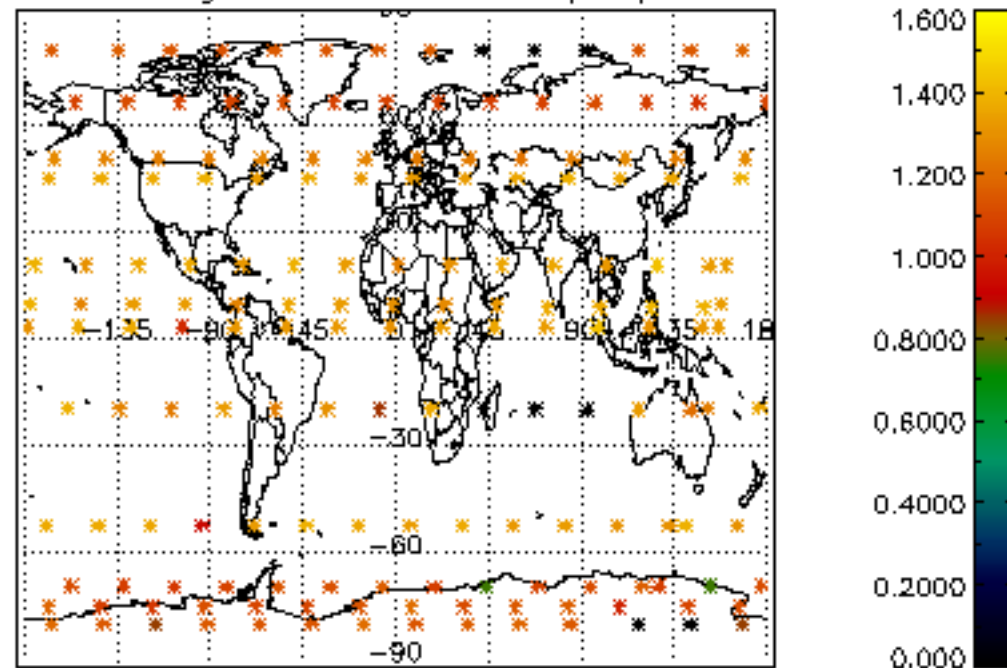
Percentage of saturation errors per profile



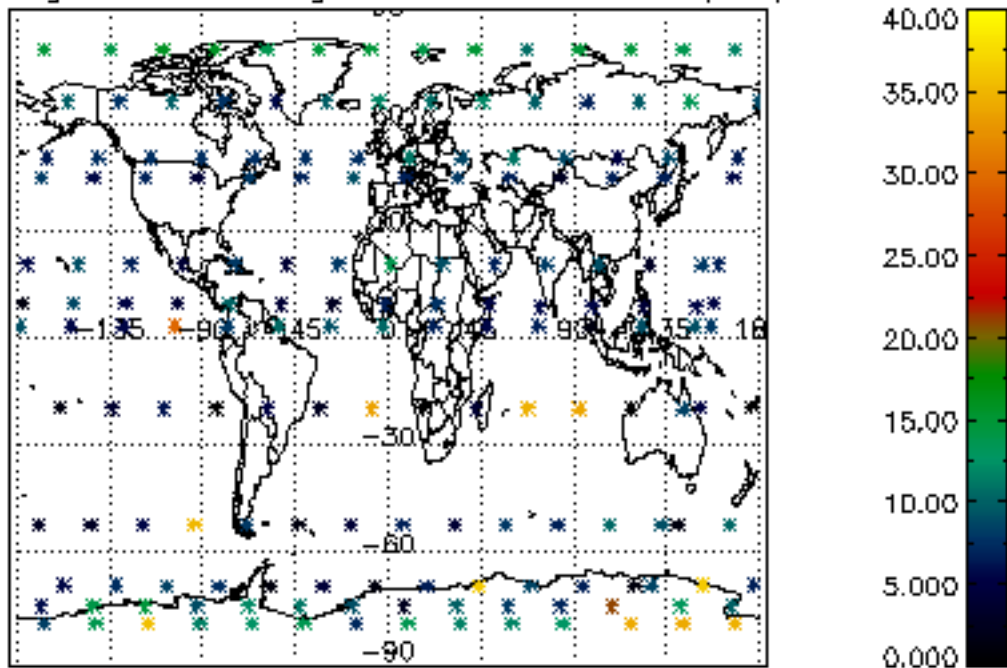
Percentage of cosmic ray hits per profile



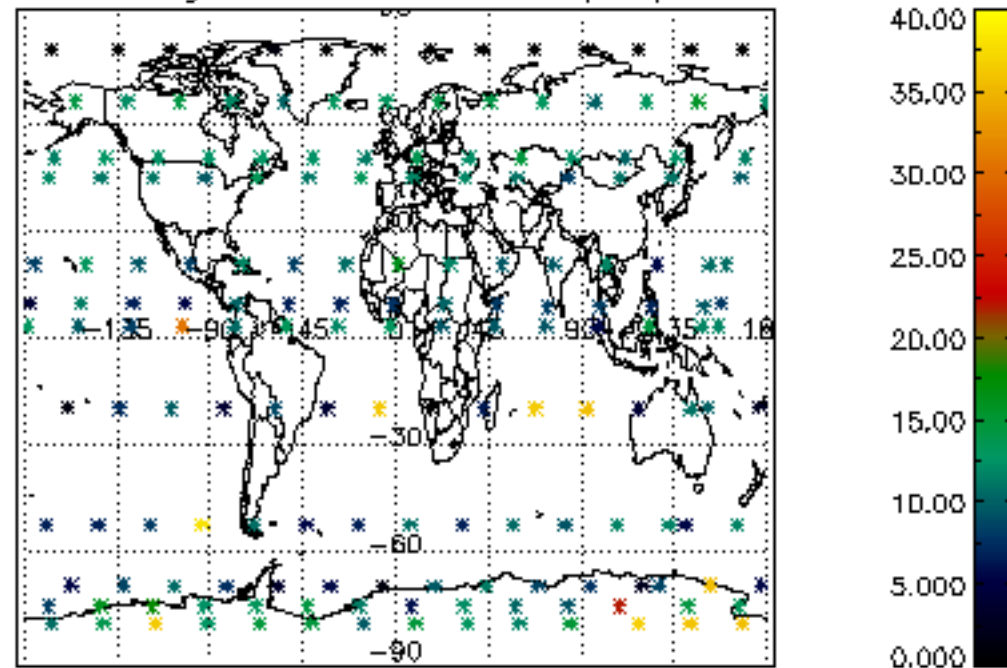
Percentage of datation errors per profile

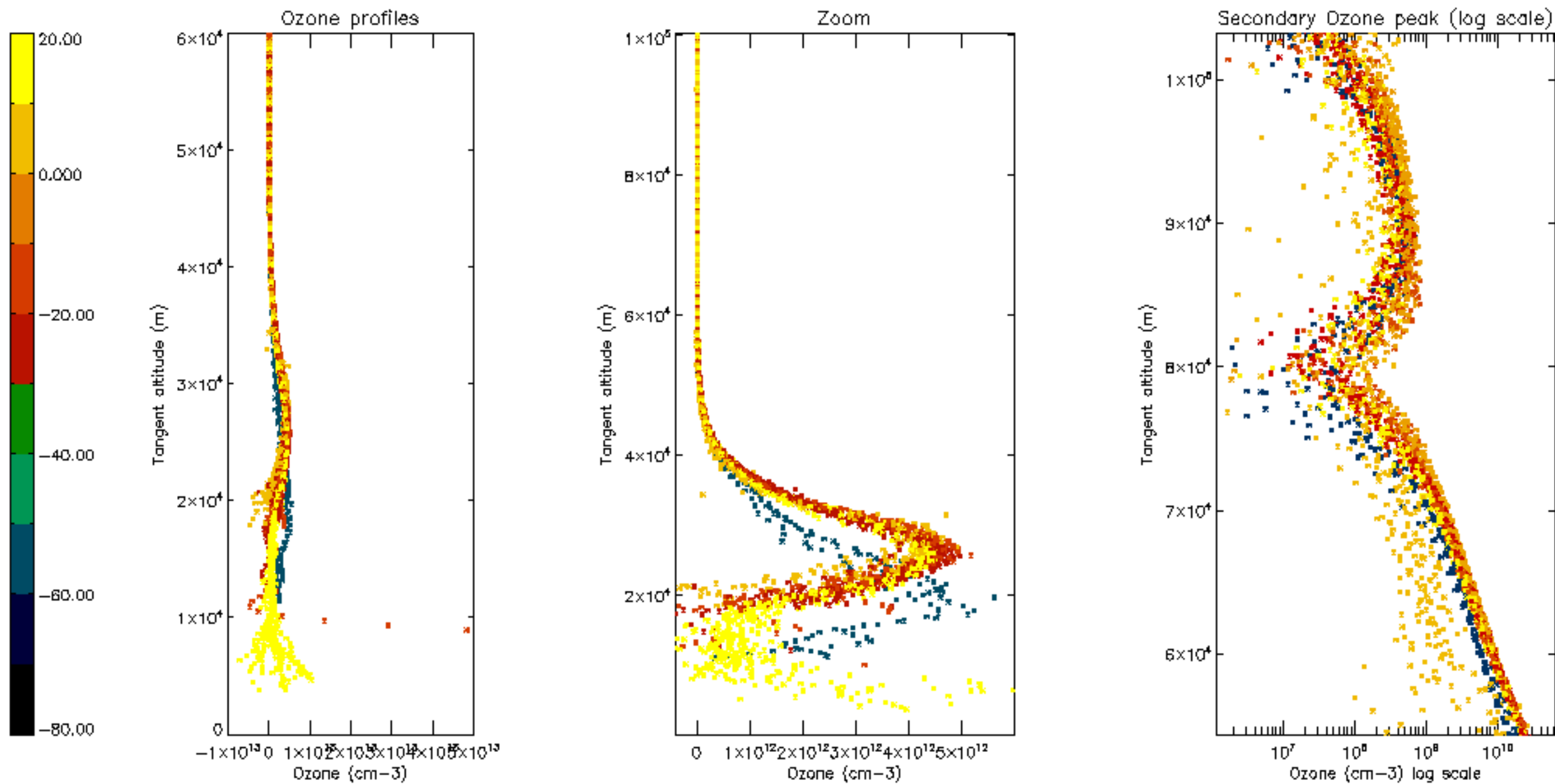


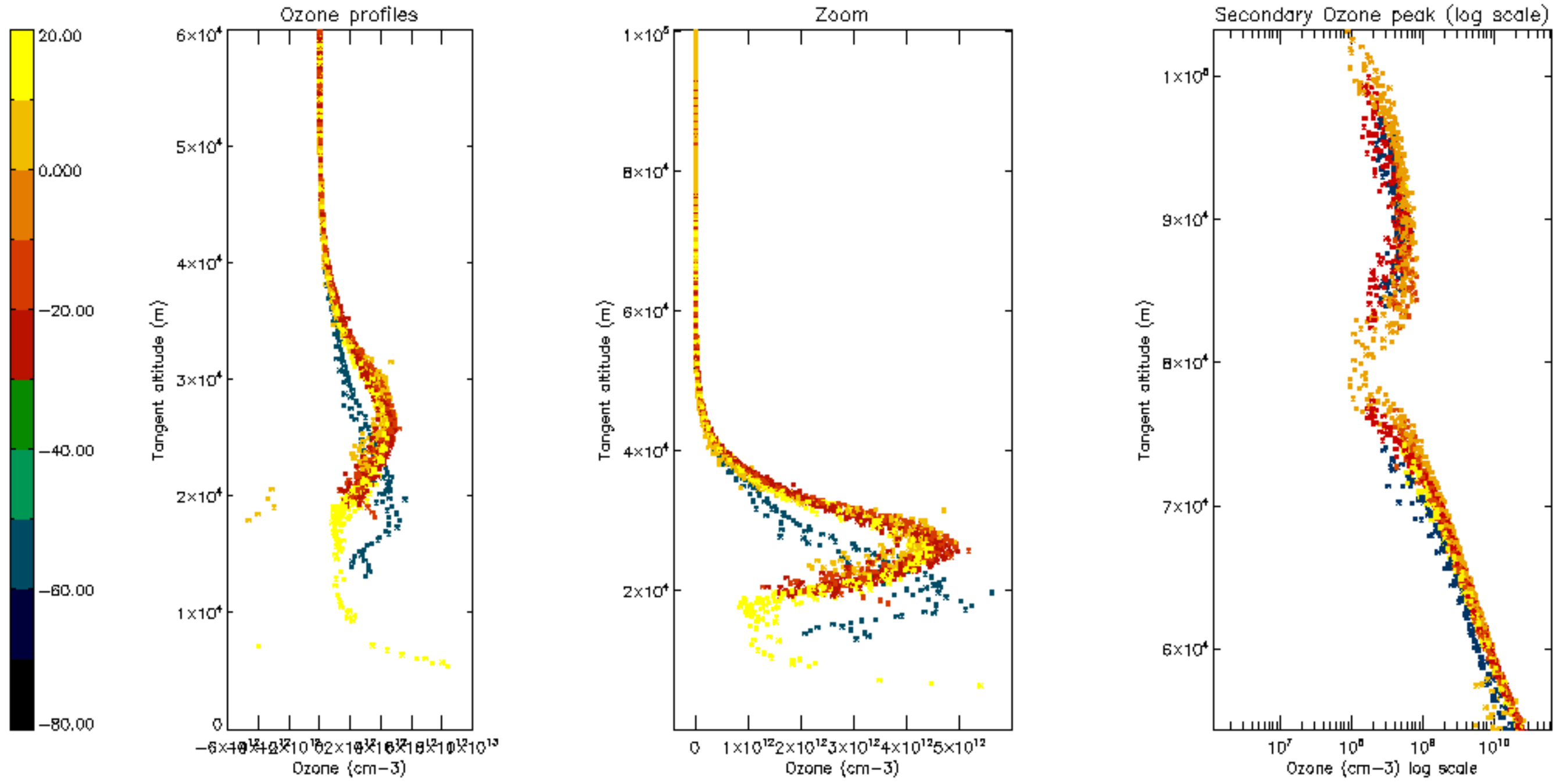
Percentage of star falling outside central band per profile

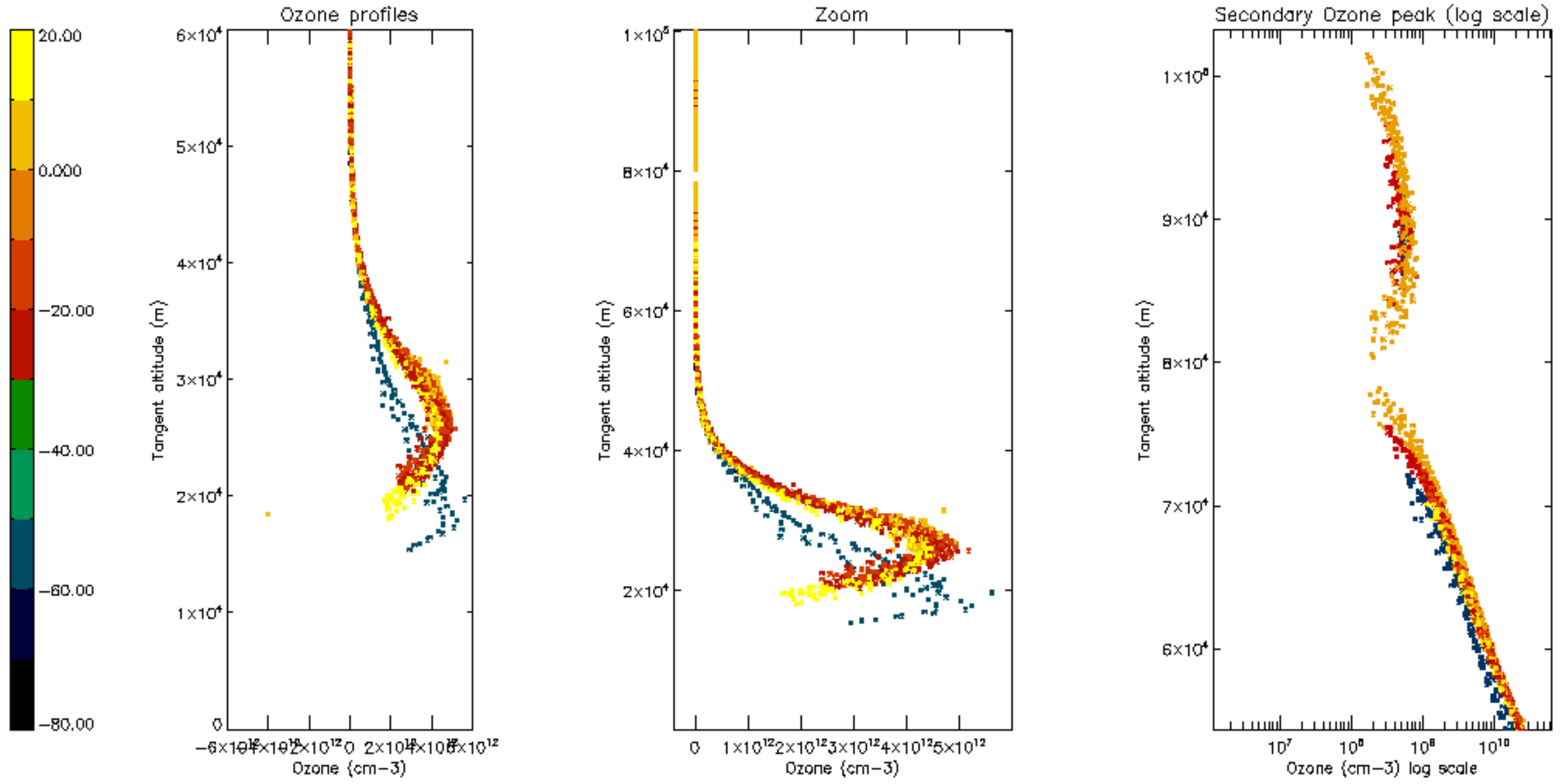


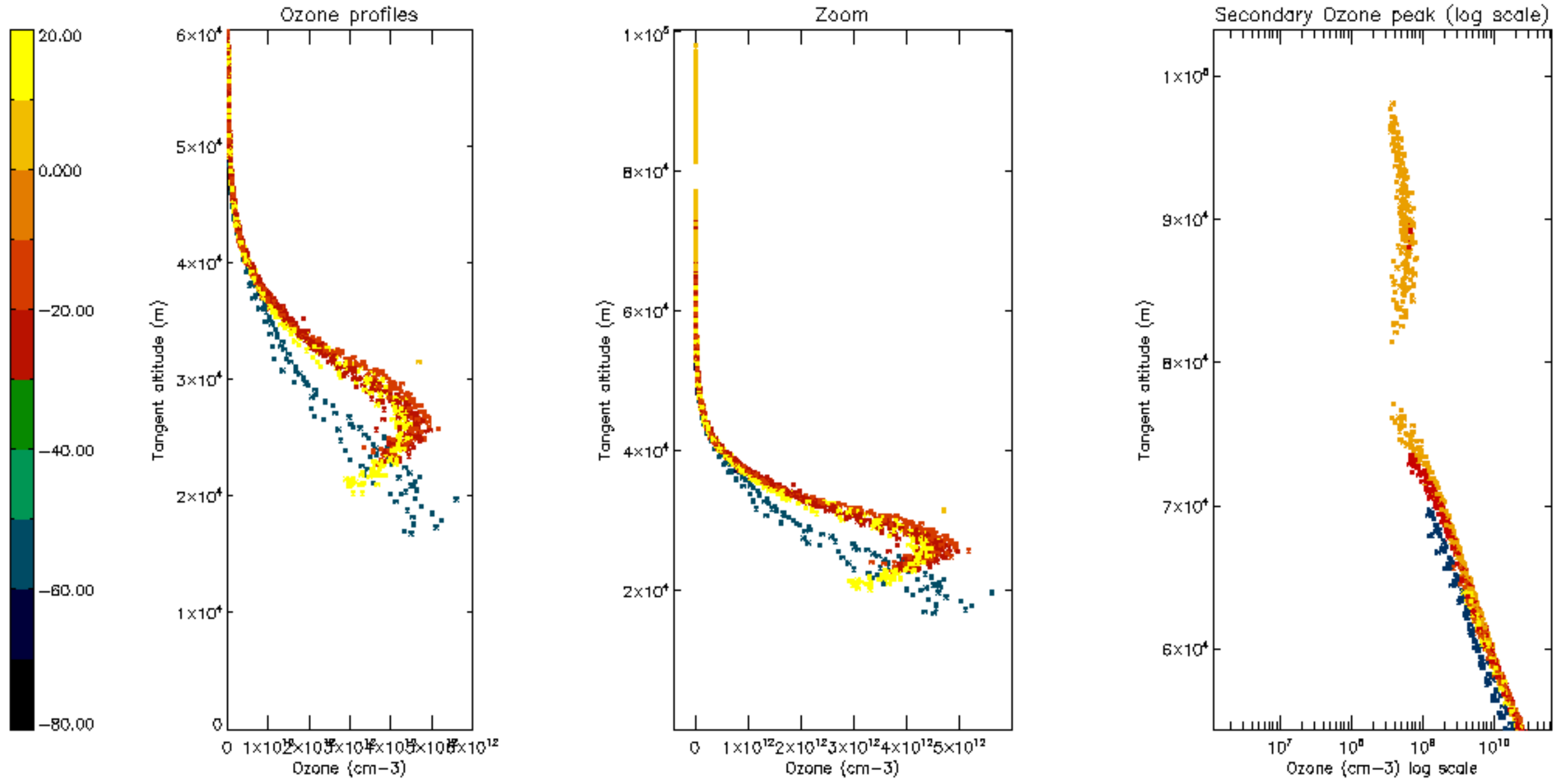
Percentage of saturation errors per profile

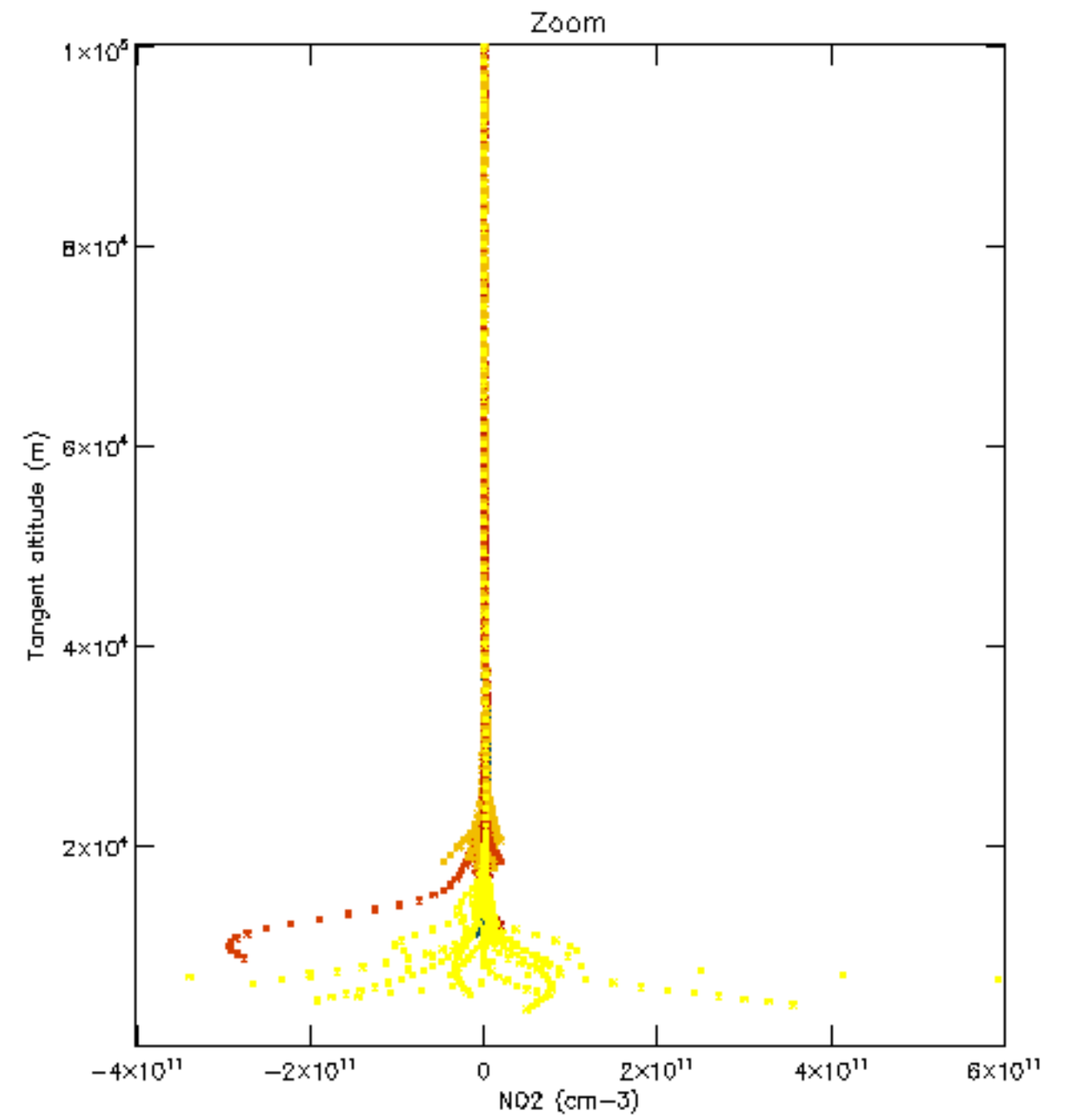
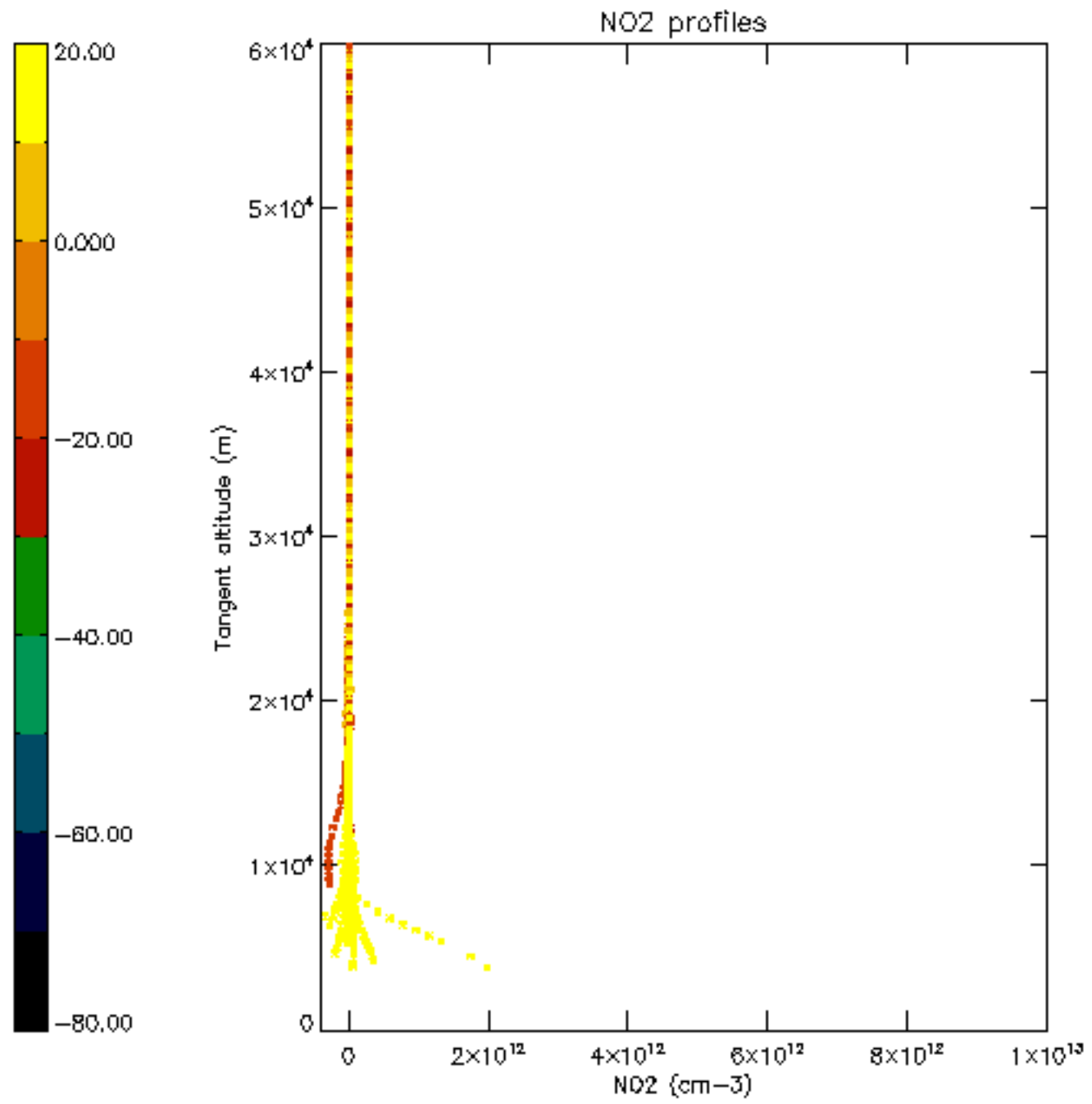


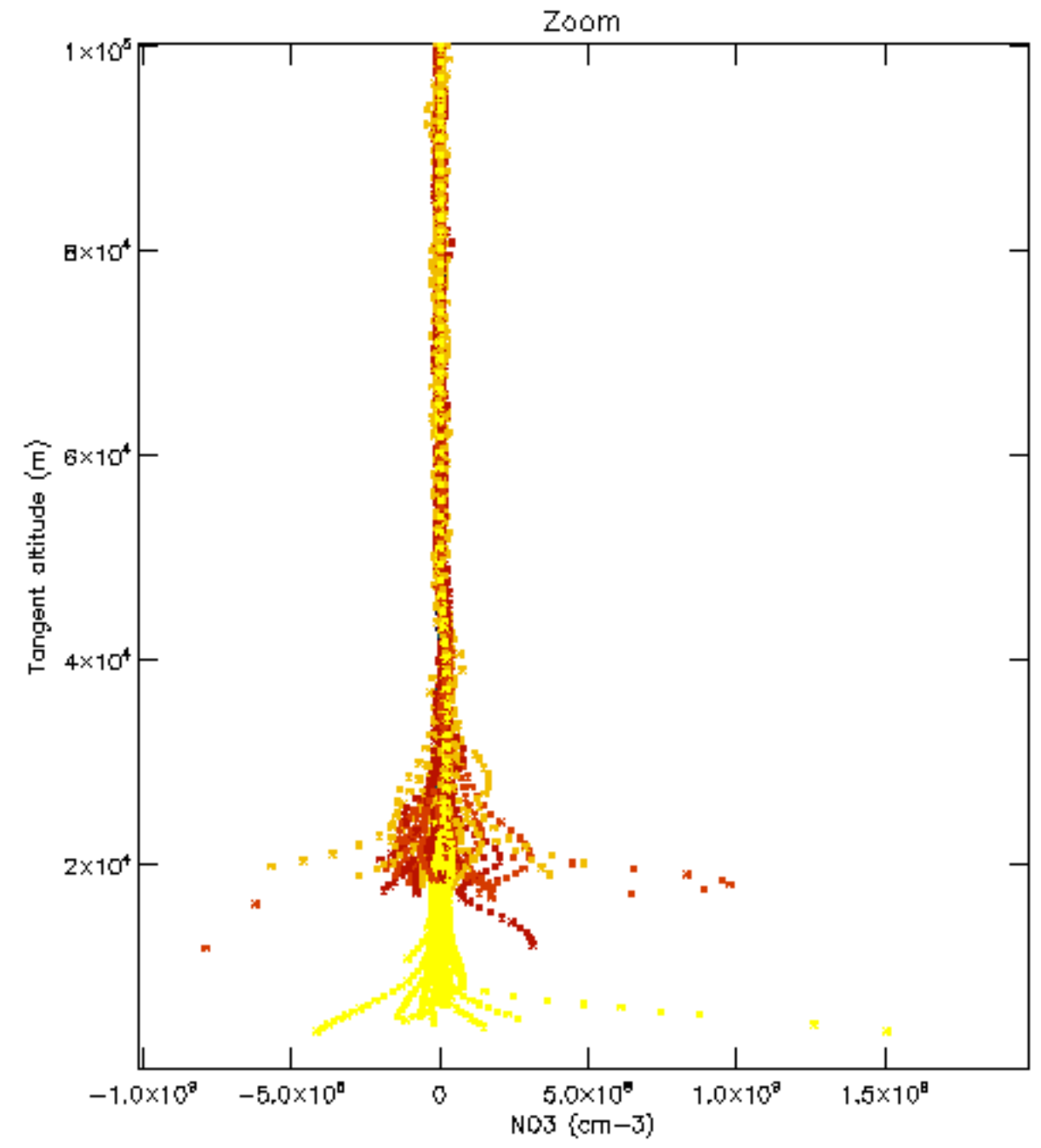
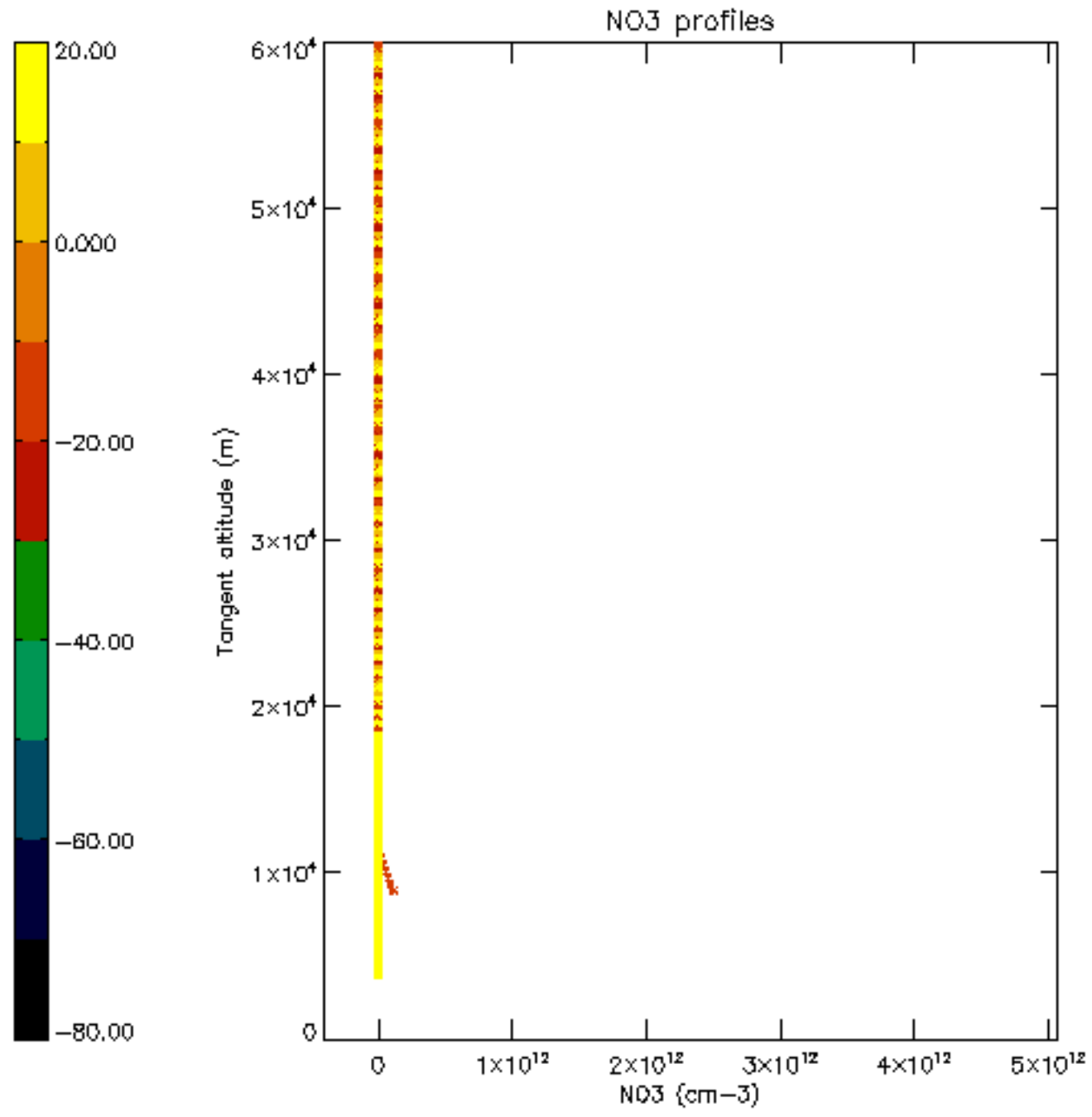


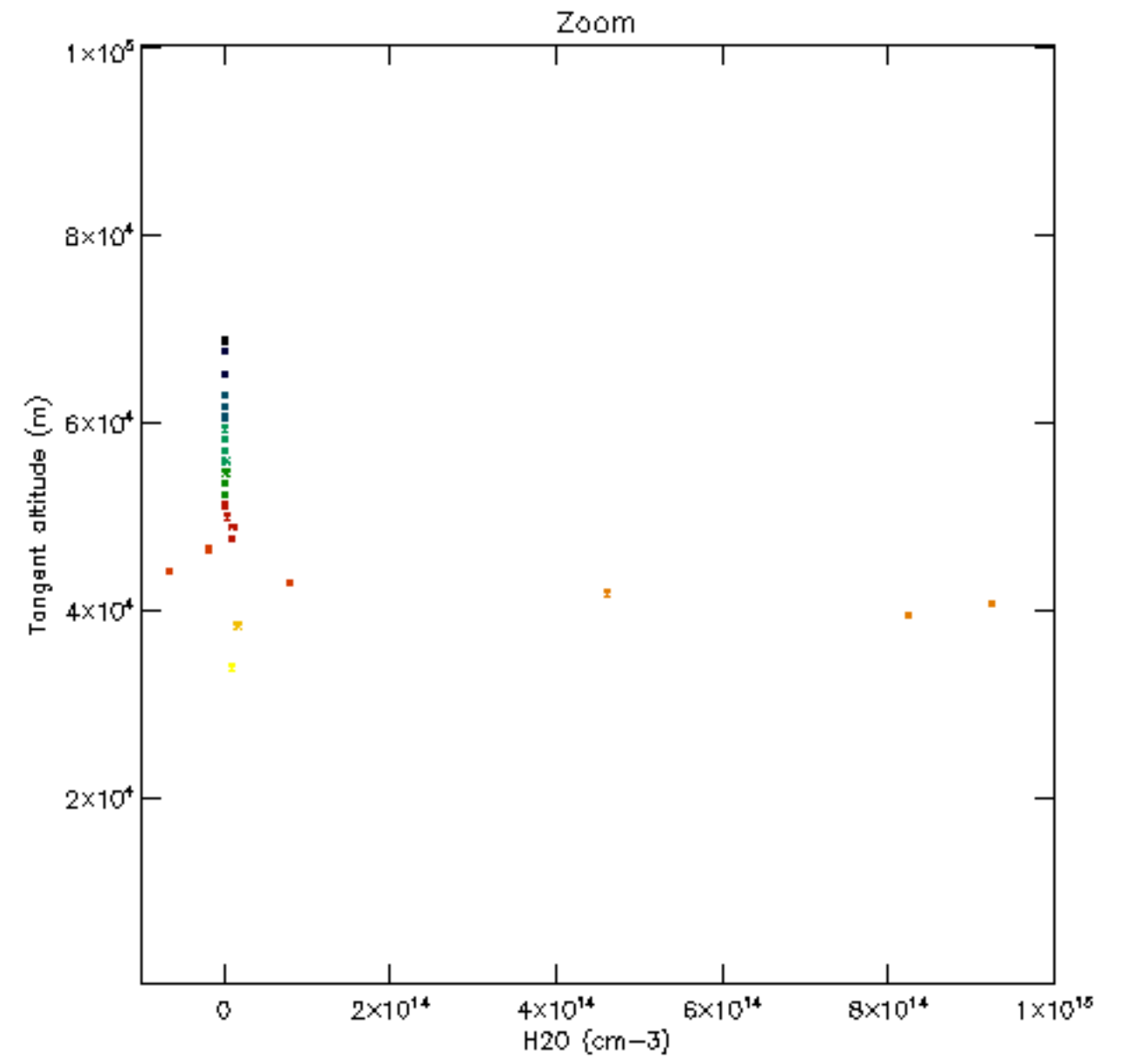
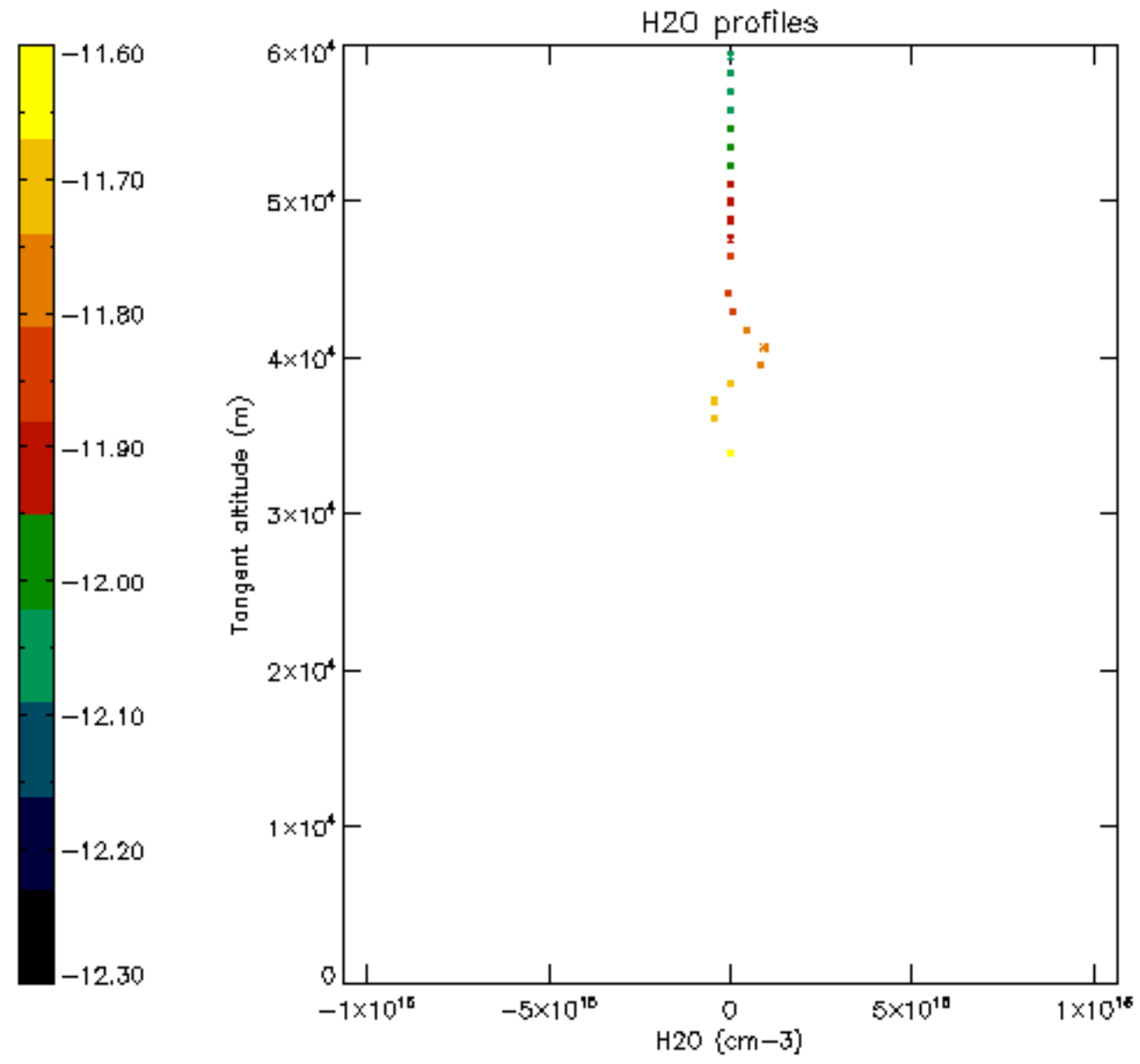


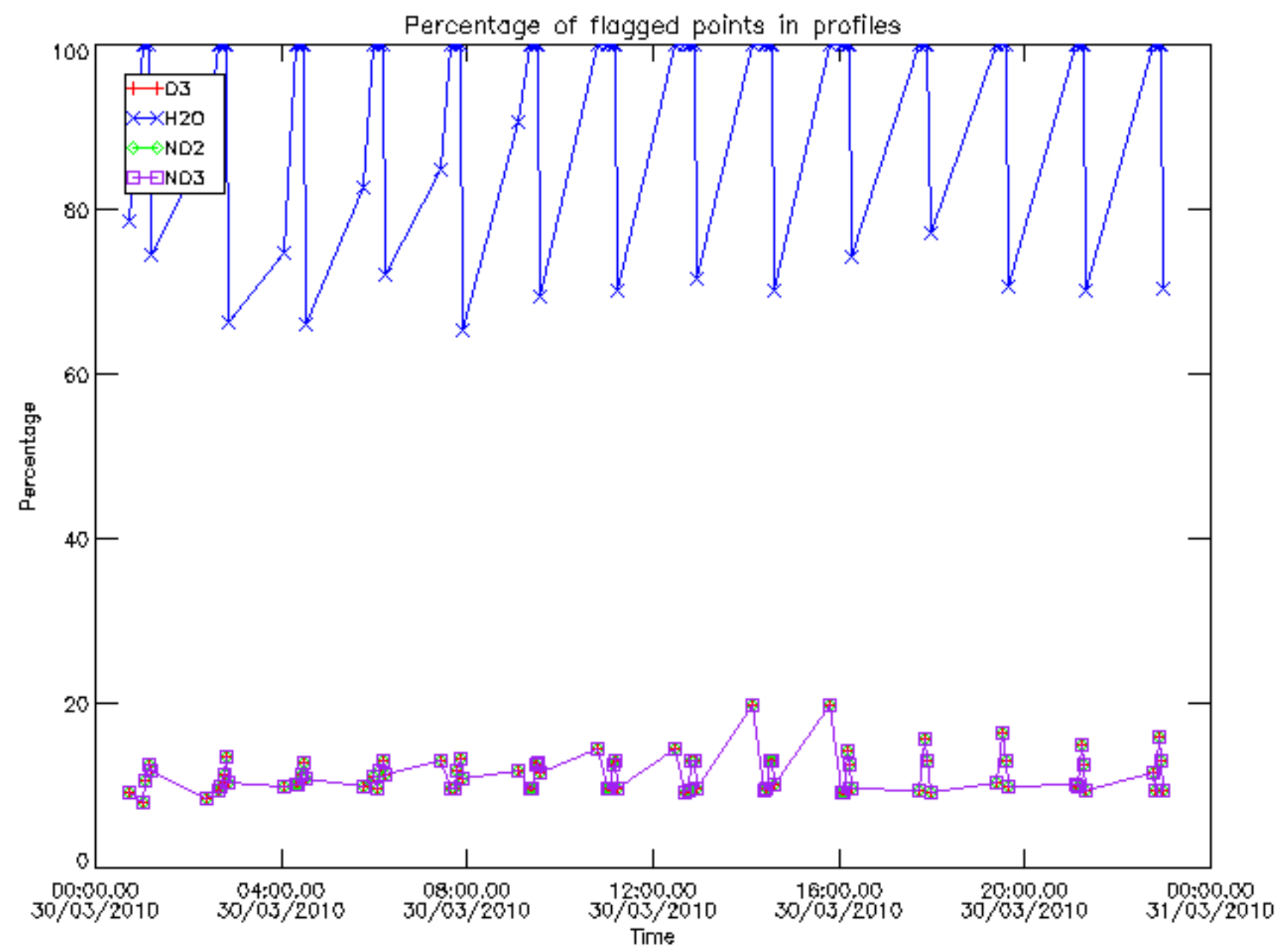




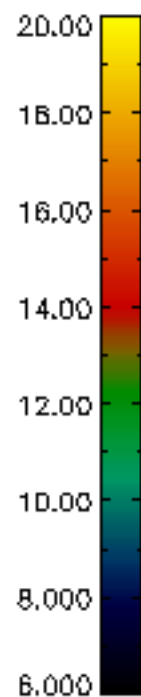
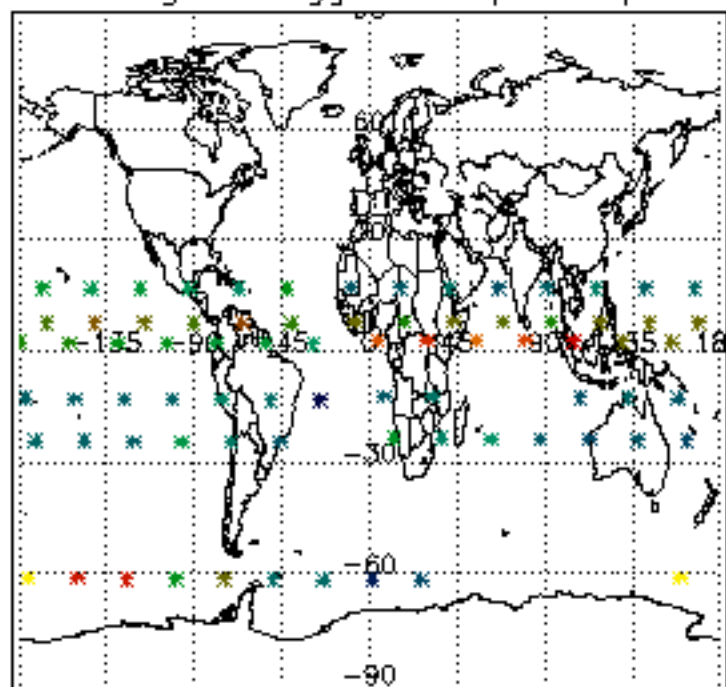




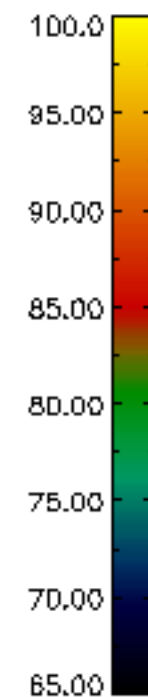
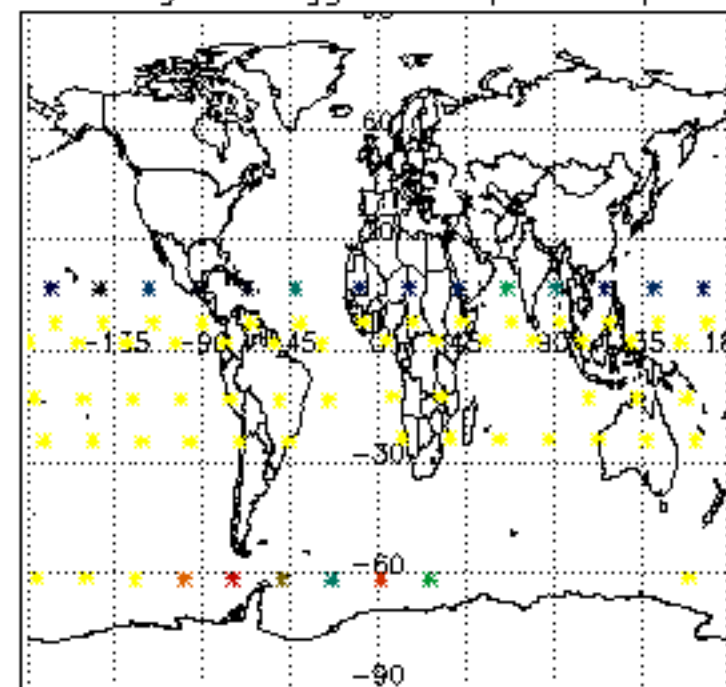




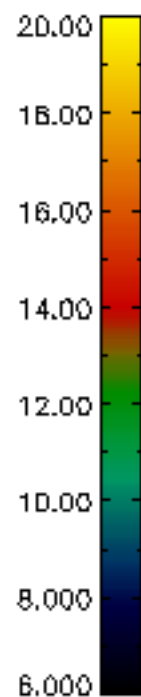
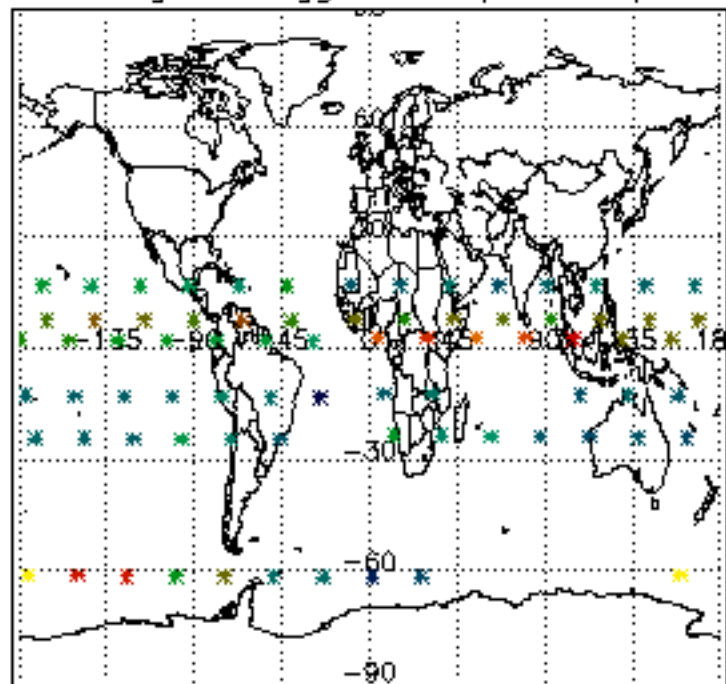
Percentage of flagged data per D3 profile



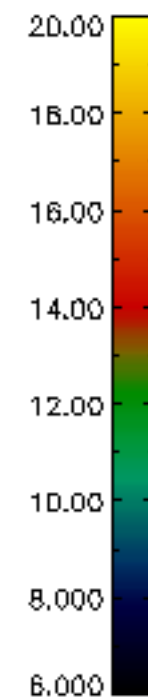
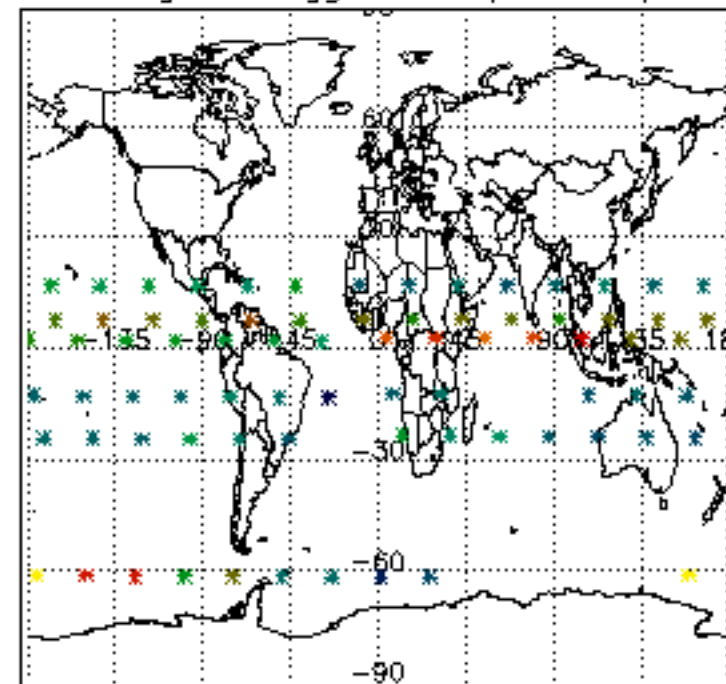
Percentage of flagged data per H2O profile

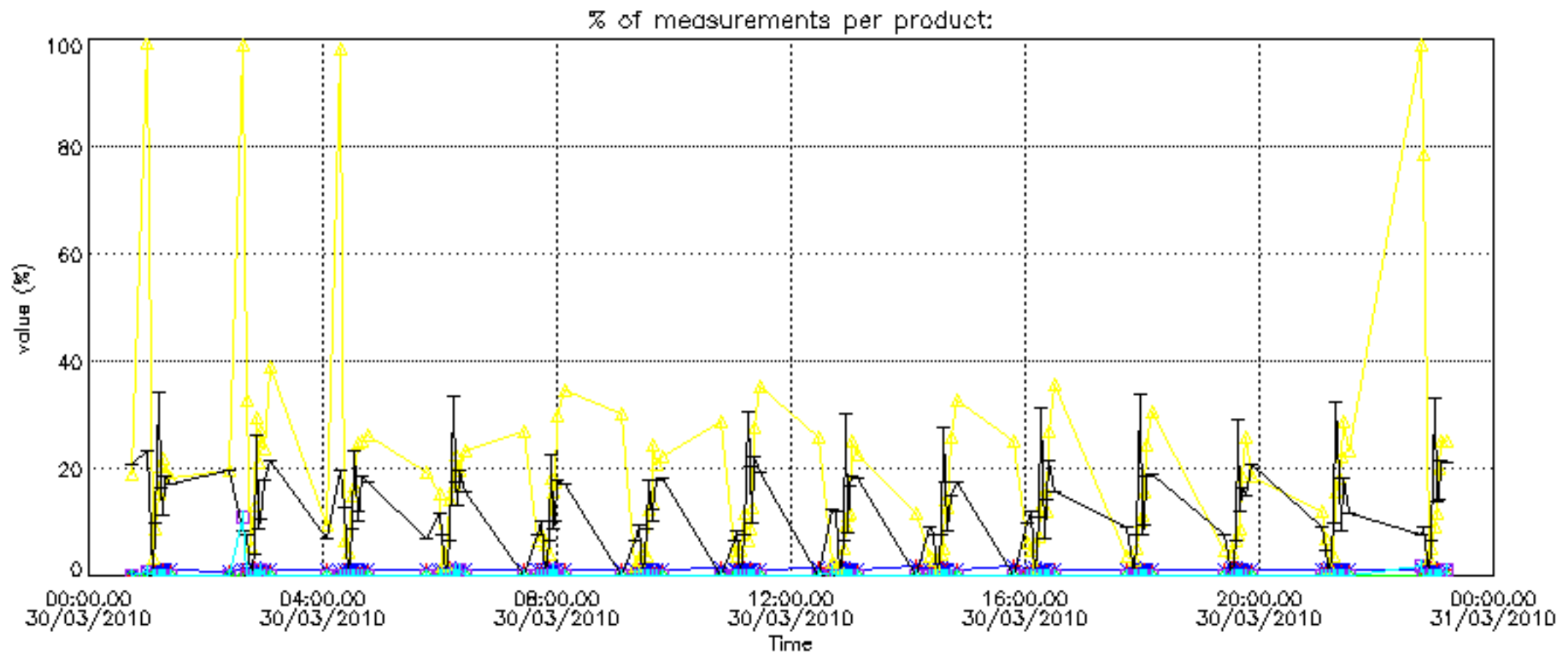


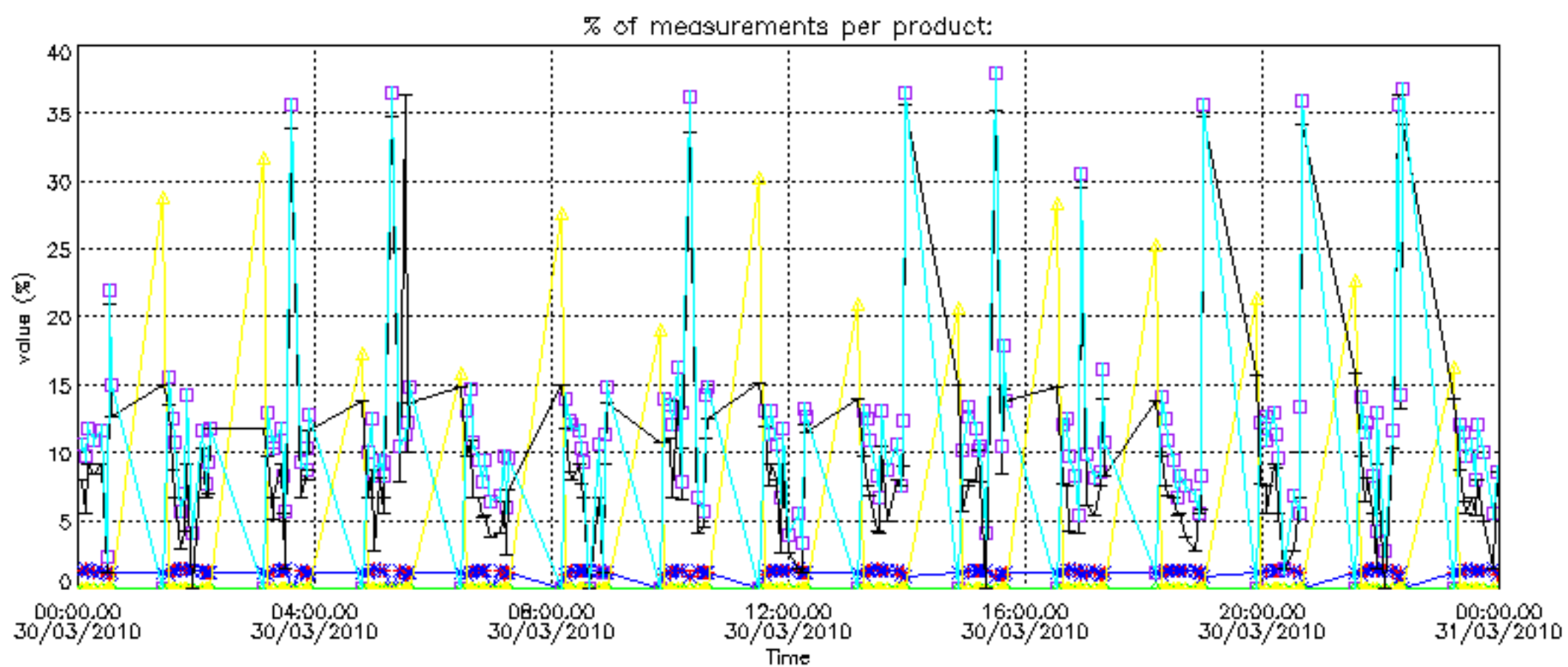
Percentage of flagged data per NO2 profile



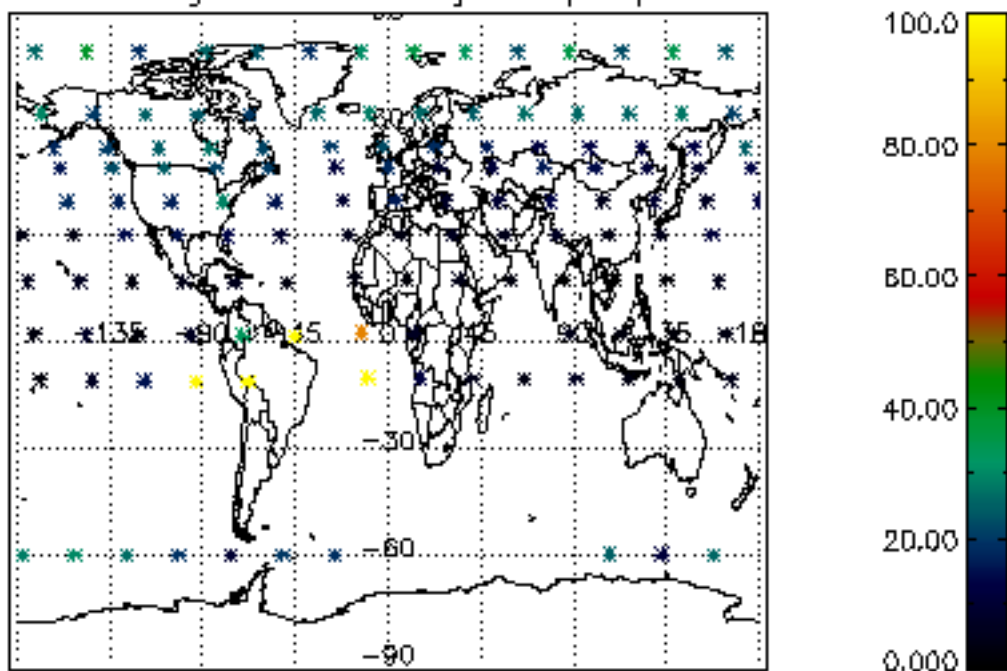
Percentage of flagged data per NO3 profile



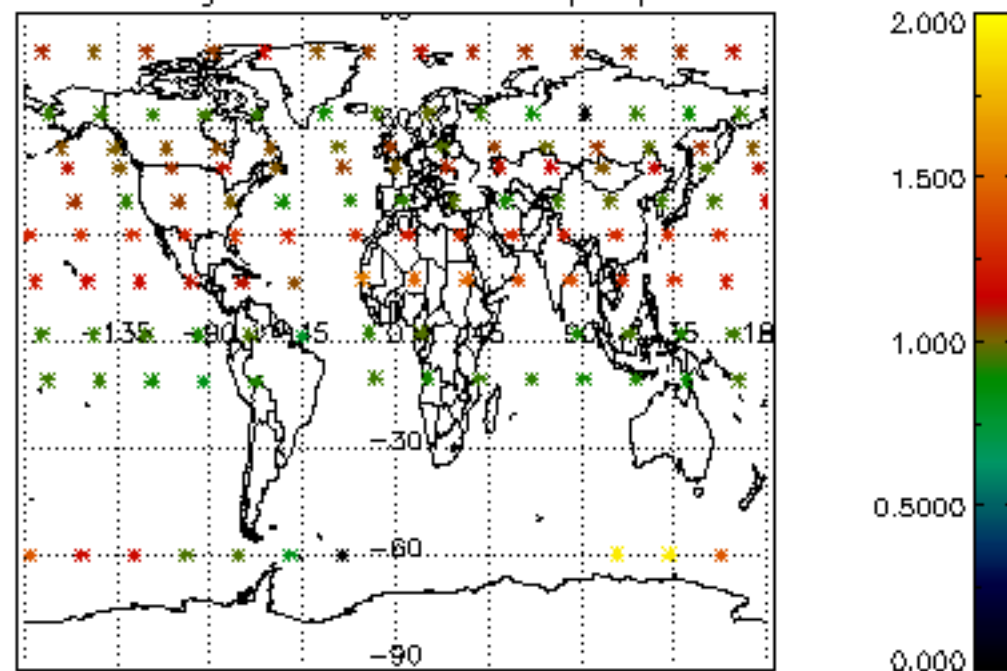




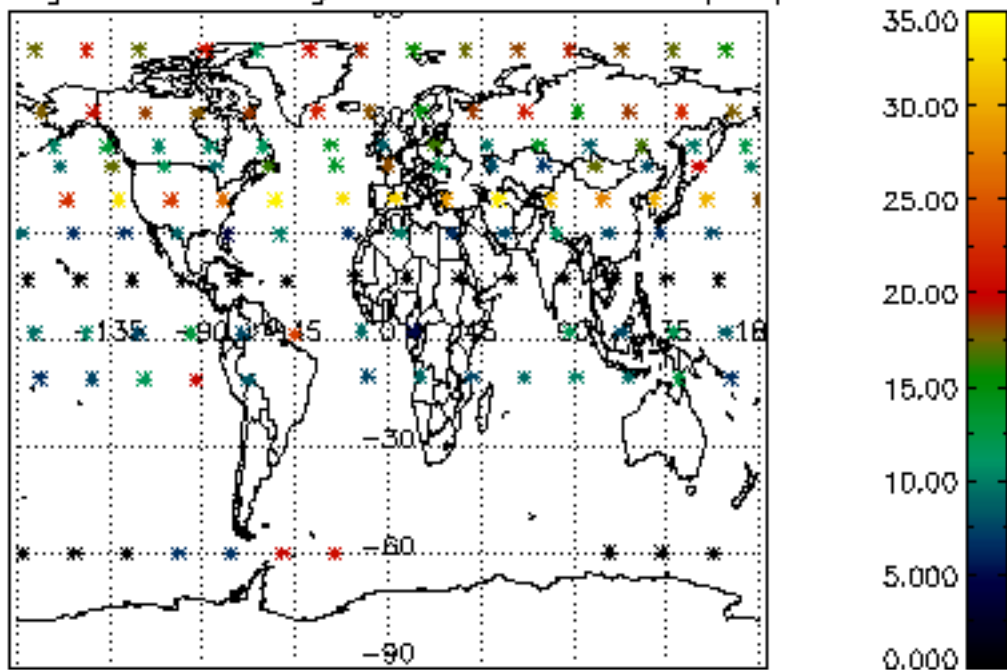
Percentage of cosmic ray hits per profile



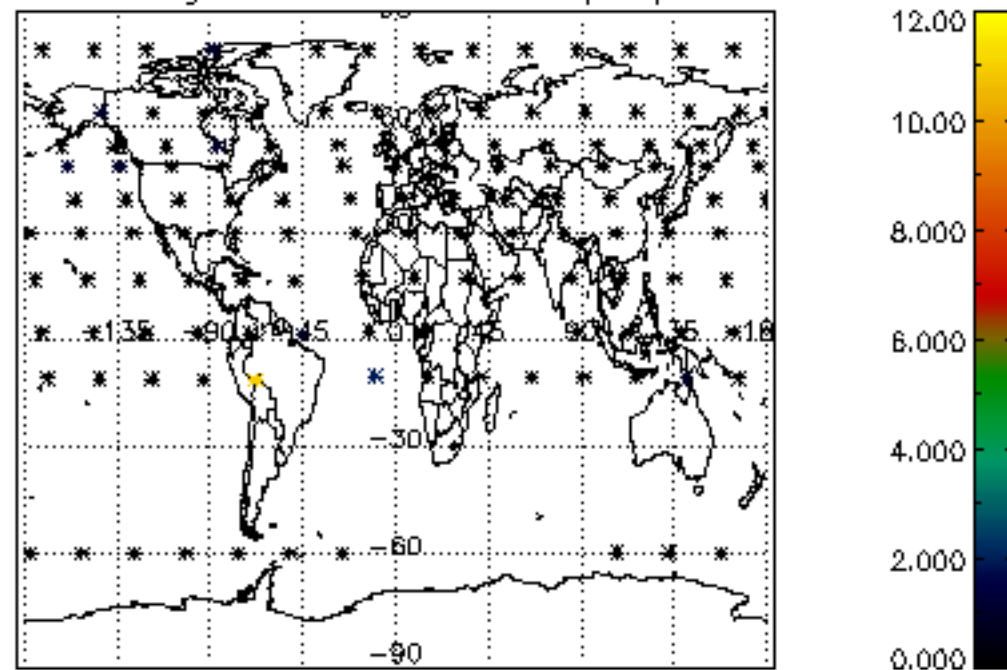
Percentage of datation errors per profile



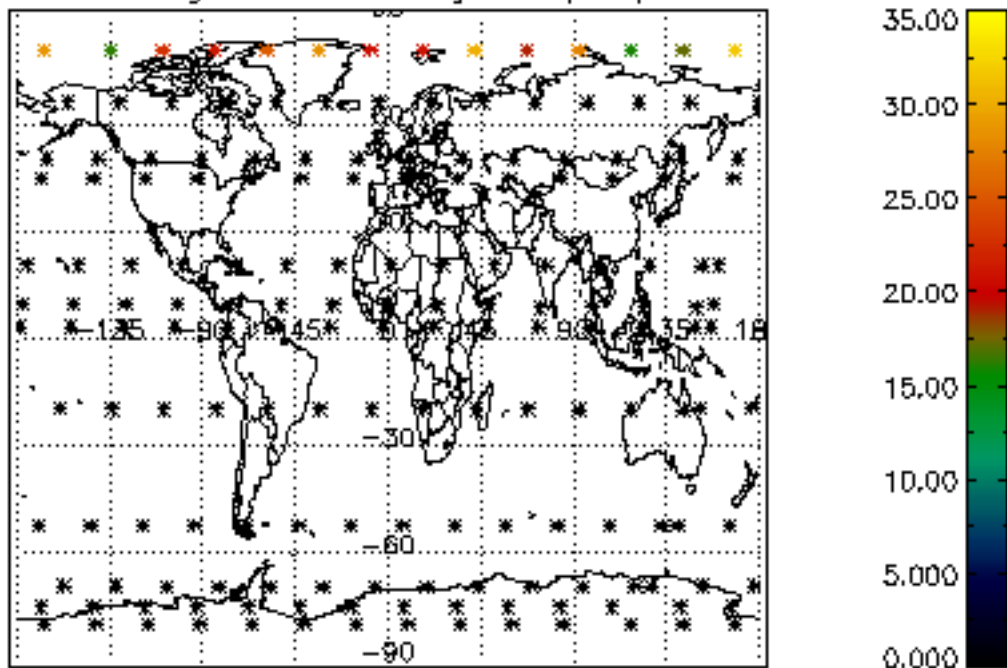
Percentage of star falling outside central band per profile



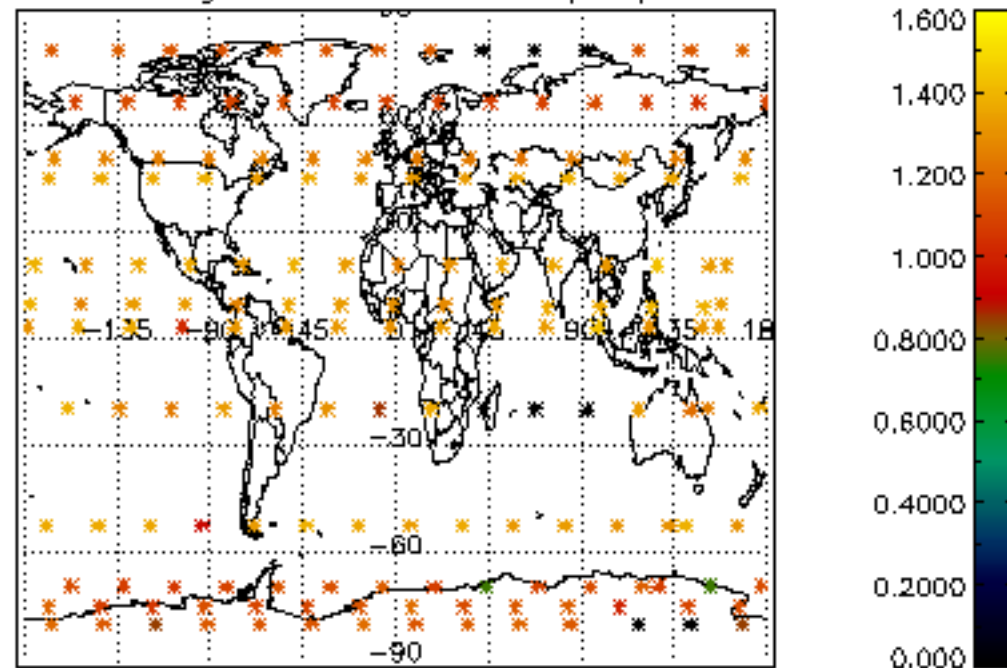
Percentage of saturation errors per profile



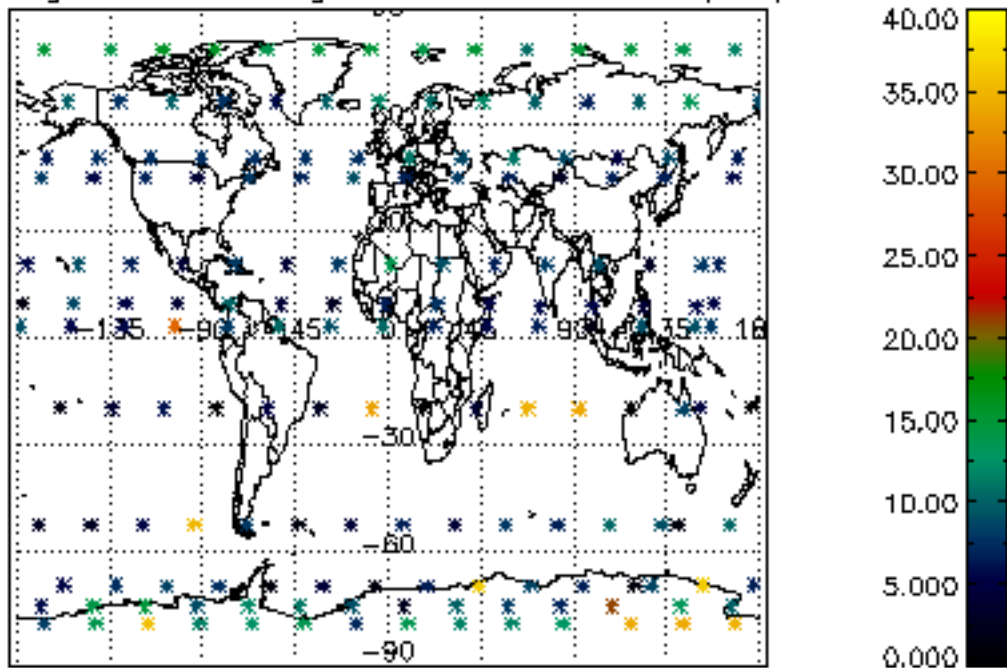
Percentage of cosmic ray hits per profile



Percentage of datation errors per profile



Percentage of star falling outside central band per profile



Percentage of saturation errors per profile

