

GOMOS Level 2 Daily Report

SUMMARY

[1. General Info](#)

[2. Summary of processed GOM_NL_2P products](#)

[3. Level 2 Quality information per product](#)

[3.1 Plot of level 2 quality information per product \(time dependant\)](#)

[3.2 Plot of level 2 quality information per product \(world map\)](#)

[4. Level 1 Quality information per product \(stored on level 2 products\)](#)

[4.1 Plot of level 1 quality information per product \(time dependant\)](#)

[4.1.1 Plot of level 1 quality information per product \(time dependant\): ASCENDING](#)

[4.1.2 Plot of level 1 quality information per product \(time dependant\): DESCENDING](#)

[4.2 Plot of level 1 quality information per product \(world map\)](#)

[4.2.1 Plot of level 1 quality information per product \(world map\): ASCENDING](#)

[4.2.2 Plot of level 1 quality information per product \(world map\): DESCENDING](#)

[5. Ozone profiles based on quality statistics and other trace gas profiles](#)

[5.1 Ozone statistics based on quality of products](#)

[5.2 Plot ozone profiles for all STD \(dark without errors\)](#)

[5.3 Plot ozone profiles where STD < 20% \(dark without errors\)](#)

[5.4. Plot ozone profiles where STD < 10% \(dark without errors\)](#)

[5.5. Plot ozone profiles where STD < 5% \(dark without errors\)](#)

[5.6 Plot NO2 profiles for all STD \(dark without errors\)](#)

[5.7 Plot NO3 profiles for all STD \(dark without errors\)](#)

[5.8 Plot H2O profiles \(only for occultations of stars 1,2,3,4,13,14,16,26,63 dark without errors\) for all STD](#)

[6. Auxiliary Data Files used for the production reported in section 2](#)

This report presents the daily analysis on parameters extracted from GOMOS level 2 data (GOM_NL__2P). It is intended to monitor some important parameters that will impact the quality of these products. A list of level 2 products (and content) that have arrived during the reporting day to the PCF is also given.

Item	Value
Time of report generation	29APR2013 09:04:49
Data source version	GOMOS/6.01
Start time of products	29-03-2010 (29MAR2010 00:00:00)
Stop time of products	30-03-2010 (30MAR2010 00:00:00)
Store outputs in DB	Yes
Nb of level 2 prods	315
Nb of prods with errors	0

2. Summary of processed GOM_NL__2P products.

Nr	Filename	UTC Start time	Limb	Duration	Star Id	Star Name	Star Mag	Star Temp	Nb Meas	Orbit	Prod. error
1	GOM_NL__2PRFIN20100329_000220_000000502088_00088_42226_1906.N1	29-MAR-2010 00:02:20	Dark	49.500	4	Alp1Cen	-0.010000	5800.0	99	42226	No
2	GOM_NL__2PRFIN20100329_000457_000000462088_00088_42226_1907.N1	29-MAR-2010 00:04:57	Straylight	45.500	78	Alp Lup	2.3040	28000.	91	42226	No
3	GOM_NL__2PRFIN20100329_000633_000000512088_00088_42226_1908.N1	29-MAR-2010 00:06:33	Straylight	50.500	81	Eta Cen	2.3560	28000.	101	42226	No
4	GOM_NL__2PRFIN20100329_000922_000000532088_00088_42226_1909.N1	29-MAR-2010 00:09:22	Straylight	53.000	54	5The Cen	2.0550	4500.0	106	42226	No
5	GOM_NL__2PRFIN20100329_001538_000000472088_00088_42226_1910.N1	29-MAR-2010 00:15:38	Straylight	46.500	106	9Bet Crv	2.6480	5600.0	93	42226	No
6	GOM_NL__2PRFIN20100329_001739_000000452088_00088_42226_1911.N1	29-MAR-2010 00:17:39	Tw_i_and_stray	44.500	100	4Gam Crv	2.5800	13100.	89	42226	No
7	GOM_NL__2PRFIN20100329_002257_000000482088_00088_42226_1912.N1	29-MAR-2010 00:22:57	Bright	48.000	121	29Gam Vir	2.7400	7200.0	96	42226	No
8	GOM_NL__2PRFIN20100329_002734_000000422088_00088_42226_1913.N1	29-MAR-2010 00:27:34	Bright	41.500	62	94Bet Leo	2.1360	9700.0	83	42226	No
9	GOM_NL__2PRFIN20100329_002906_000000392088_00088_42226_1914.N1	29-MAR-2010 00:29:06	Bright	38.500	96	68Del Leo	2.5600	9300.0	77	42226	No
10	GOM_NL__2PRFIN20100329_003558_000000482088_00088_42226_1915.N1	29-MAR-2010 00:35:58	Bright	47.500	174	52Psi UMa	3.0040	4400.0	95	42226	No
11	GOM_NL__2PRFIN20100329_003917_000000382088_00088_42226_1916.N1	29-MAR-2010 00:39:17	Bright	37.500	82	48Bet UMa	2.3650	10600.	75	42226	No
12	GOM_NL__2PRFIN20100329_004049_000000382088_00088_42226_1917.N1	29-MAR-2010 00:40:49	Bright	38.000	36	50Alp UMa	1.8000	6300.0	76	42226	No
13	GOM_NL__2PRFIN20100329_004721_000000362088_00088_42226_1918.N1	29-MAR-2010 00:47:21	Bright	36.000	60	7Bet UMi	2.0810	3950.0	72	42226	No
14	GOM_NL__2PRFIN20100329_005632_000000382088_00088_42226_1919.N1	29-MAR-2010 00:56:32	Bright	38.000	89	5Alp Cep	2.4510	8000.0	76	42226	No
15	GOM_NL__2PRFIN20100329_010133_000000452088_00088_42226_1920.N1	29-MAR-2010 01:01:33	Bright	45.000	144	18Del Cyg	2.8600	11000.	90	42226	No
16	GOM_NL__2PRFIN20100329_010320_000000412088_00088_42226_1921.N1	29-MAR-2010 01:03:20	Bright	41.000	66	37Gam Cyg	2.2080	5900.0	82	42226	No
17	GOM_NL__2PRFIN20100329_010517_000000432088_00088_42226_1922.N1	29-MAR-2010 01:05:17	Bright	42.500	92	53Eps Cyg	2.5000	4500.0	85	42226	No
18	GOM_NL__2PRFIN20100329_011454_000000662088_00088_42226_1923.N1	29-MAR-2010 01:14:54	Dark	65.500	11	53Alp Aql	0.76500	8000.0	131	42226	No
19	GOM_NL__2PRFIN20100329_012838_000000552088_00088_42226_1924.N1	29-MAR-2010 01:28:38	Dark	54.500	57	34Sig Sgr	2.0660	26000.	109	42226	No
20	GOM_NL__2PRFIN20100329_013623_000000542088_00089_42227_1911.N1	29-MAR-2010 01:36:23	Dark	54.000	25	35Lam Sco	1.6200	28000.	108	42227	No
21	GOM_NL__2PRFIN20100329_014016_000000392088_00089_42227_1912.N1	29-MAR-2010 01:40:16	Dark	39.000	134	Bet TrA	2.8100	6600.0	78	42227	No
22	GOM_NL__2PRFIN20100329_014257_000000552088_00089_42227_1913.N1	29-MAR-2010 01:42:57	Dark	55.000	4	Alp1Cen	-0.010000	5800.0	110	42227	No
23	GOM_NL__2PRFIN20100329_014534_000000462088_00089_42227_1914.N1	29-MAR-2010 01:45:34	Straylight	46.000	78	Alp Lup	2.3040	28000.	92	42227	No
24	GOM_NL__2PRFIN20100329_014710_000000512088_00089_42227_1915.N1	29-MAR-2010 01:47:10	Straylight	51.000	81	Eta Cen	2.3560	28000.	102	42227	No
25	GOM_NL__2PRFIN20100329_014959_000000522088_00089_42227_1916.N1	29-MAR-2010 01:49:59	Straylight	51.500	54	5The Cen	2.0550	4500.0	103	42227	No
26	GOM_NL__2PRFIN20100329_015615_000000422088_00089_42227_1917.N1	29-MAR-2010 01:56:15	Straylight	42.000	106	9Bet Crv	2.6480	5600.0	84	42227	No
27	GOM_NL__2PRFIN20100329_015815_000000452088_00089_42227_1918.N1	29-MAR-2010 01:58:15	Tw_i_and_stray	44.500	100	4Gam Crv	2.5800	13100.	89	42227	No
28	GOM_NL__2PRFIN20100329_020333_000000482088_00089_42227_1919.N1	29-MAR-2010 02:03:33	Bright	47.500	121	29Gam Vir	2.7400	7200.0	95	42227	No
29	GOM_NL__2PRFIN20100329_020810_000000412088_00089_42227_1920.N1	29-MAR-2010 02:08:10	Bright	40.500	62	94Bet Leo	2.1360	9700.0	81	42227	No
30	GOM_NL__2PRFIN20100329_020942_000000382088_00089_42227_1921.N1	29-MAR-2010 02:09:42	Bright	38.000	96	68Del Leo	2.5600	9300.0	76	42227	No
31	GOM_NL__2PRFIN20100329_021634_000000362088_00089_42227_1922.N1	29-MAR-2010 02:16:34	Bright	36.000	174	52Psi UMa	3.0040	4400.0	72	42227	No
32	GOM_NL__2PRFIN20100329_021953_000000352088_00089_42227_1923.N1	29-MAR-2010 02:19:53	Bright	34.500	82	48Bet UMa	2.3650	10600.	69	42227	No
33	GOM_NL__2PRFIN20100329_022125_000000382088_00089_42227_1924.N1	29-MAR-2010 02:21:25	Bright	38.000	36	50Alp UMa	1.8000	6300.0	76	42227	No
34	GOM_NL__2PRFIN20100329_022756_000000582088_00089_42227_1925.N1	29-MAR-2010 02:27:56	Bright	57.500	60	7Bet UMi	2.0810	3950.0	115	42227	No
35	GOM_NL__2PRFIN20100329_023707_000000372088_00089_42227_1926.N1	29-MAR-2010 02:37:07	Bright	37.000	89	5Alp Cep	2.4510	8000.0	74	42227	No
36	GOM_NL__2PRFIN20100329_024208_000000652088_00089_42227_1927.N1	29-MAR-2010 02:42:08	Bright	65.000	144	18Del Cyg	2.8600	11000.	130	42227	No
37	GOM_NL__2PRFIN20100329_024356_000000452088_00089_42227_1928.N1	29-MAR-2010 02:43:56	Bright	44.500	66	37Gam Cyg	2.2080	5900.0	89	42227	No
38	GOM_NL__2PRFIN20100329_024553_000000412088_00089_42227_1929.N1	29-MAR-2010 02:45:53	Bright	41.000	92	53Eps Cyg	2.5000	4500.0	82	42227	No
39	GOM_NL__2PRFIN20100329_025530_000000642088_00089_42227_1930.N1	29-MAR-2010 02:55:30	Dark	64.000	11	53Alp Aql	0.76500	8000.0	128	42227	No
40	GOM_NL__2PRFIN20100329_030915_000000522088_00089_42227_1931.N1	29-MAR-2010 03:09:15	Dark	51.500	57	34Sig Sgr	2.0660	26000.	103	42227	No
41	GOM_NL__2PRFIN20100329_031700_000000542088_00090_42228_1919.N1	29-MAR-2010 03:17:00	Dark	53.500	25	35Lam Sco	1.6200	28000.	107	42228	No
42	GOM_NL__2PRFIN20100329_032053_000000392088_00090_42228_1920.N1	29-MAR-2010 03:20:53	Dark	39.000	134	Bet TrA	2.8100	6600.0	78	42228	No

43	GOM_NL__2PRFIN20100329_032333_000000452088_00090_42228_1921.N1	29-MAR-2010 03:23:33	Dark	44.500	4	Alp1Cen	-0.010000	5800.0	89	42228	No
44	GOM_NL__2PRFIN20100329_032611_000000452088_00090_42228_1922.N1	29-MAR-2010 03:26:11	Straylight	44.500	78	Alp Lup	2.3040	28000.	89	42228	No
45	GOM_NL__2PRFIN20100329_032746_000000492088_00090_42228_1923.N1	29-MAR-2010 03:27:46	Straylight	49.000	81	Eta Cen	2.3560	28000.	98	42228	No
46	GOM_NL__2PRFIN20100329_033035_000000552088_00090_42228_1924.N1	29-MAR-2010 03:30:35	Straylight	55.000	54	5The Cen	2.0550	4500.0	110	42228	No
47	GOM_NL__2PRFIN20100329_033651_000000472088_00090_42228_1925.N1	29-MAR-2010 03:36:51	Straylight	47.000	106	9Bet Crv	2.6480	5600.0	94	42228	No
48	GOM_NL__2PRFIN20100329_033852_000000432088_00090_42228_1926.N1	29-MAR-2010 03:38:52	Tw_i_and_stray	42.500	100	4Gam Crv	2.5800	13100.	85	42228	No
49	GOM_NL__2PRFIN20100329_034409_000000462088_00090_42228_1927.N1	29-MAR-2010 03:44:09	Bright	45.500	121	29Gam Vir	2.7400	7200.0	91	42228	No
50	GOM_NL__2PRFIN20100329_034846_000000402088_00090_42228_1928.N1	29-MAR-2010 03:48:46	Bright	40.000	62	94Bet Leo	2.1360	9700.0	80	42228	No
51	GOM_NL__2PRFIN20100329_035018_000000372088_00090_42228_1929.N1	29-MAR-2010 03:50:18	Bright	36.500	96	68Del Leo	2.5600	9300.0	73	42228	No
52	GOM_NL__2PRFIN20100329_035710_000000372088_00090_42228_1930.N1	29-MAR-2010 03:57:10	Bright	37.000	174	52Psi UMa	3.0040	4400.0	74	42228	No
53	GOM_NL__2PRFIN20100329_040029_000000382088_00090_42228_1931.N1	29-MAR-2010 04:00:29	Bright	37.500	82	48Bet UMa	2.3650	10600.	75	42228	No
54	GOM_NL__2PRFIN20100329_040201_000000532088_00090_42228_1932.N1	29-MAR-2010 04:02:01	Bright	53.000	36	50Alp UMa	1.8000	6300.0	106	42228	No
55	GOM_NL__2PRFIN20100329_040832_000000582088_00090_42228_1933.N1	29-MAR-2010 04:08:32	Bright	57.500	60	7Bet UMi	2.0810	3950.0	115	42228	No
56	GOM_NL__2PRFIN20100329_041743_000000372088_00090_42228_1934.N1	29-MAR-2010 04:17:43	Bright	37.000	89	5Alp Cep	2.4510	8000.0	74	42228	No
57	GOM_NL__2PRFIN20100329_042245_000000462088_00090_42228_1935.N1	29-MAR-2010 04:22:45	Bright	46.000	144	18Del Cyg	2.8600	11000.	92	42228	No
58	GOM_NL__2PRFIN20100329_042432_000000422088_00090_42228_1936.N1	29-MAR-2010 04:24:32	Bright	41.500	66	37Gam Cyg	2.2080	5900.0	83	42228	No
59	GOM_NL__2PRFIN20100329_042629_000000422088_00090_42228_1937.N1	29-MAR-2010 04:26:29	Bright	42.000	92	53Eps Cyg	2.5000	4500.0	84	42228	No
60	GOM_NL__2PRFIN20100329_043607_000000672088_00090_42228_1938.N1	29-MAR-2010 04:36:07	Dark	66.500	11	53Alp Aql	0.76500	8000.0	133	42228	No
61	GOM_NL__2PRFIN20100329_044952_000000542088_00090_42228_1939.N1	29-MAR-2010 04:49:52	Dark	53.500	57	34Sig Sgr	2.0660	26000.	107	42228	No
62	GOM_NL__2PRFIN20100329_045328_000000532088_00091_42229_1931.N1	29-MAR-2010 04:53:28	Dark	52.500	38	20Eps Sgr	1.8360	11000.	105	42229	No
63	GOM_NL__2PRFIN20100329_045738_000000562088_00091_42229_1932.N1	29-MAR-2010 04:57:38	Dark	56.000	25	35Lam Sco	1.6200	28000.	112	42229	No
64	GOM_NL__2PRFIN20100329_050129_000000402088_00091_42229_1933.N1	29-MAR-2010 05:01:29	Dark	40.000	134	Bet TrA	2.8100	6600.0	80	42229	No
65	GOM_NL__2PRFIN20100329_050410_000000452088_00091_42229_1934.N1	29-MAR-2010 05:04:10	Dark	45.000	4	Alp1Cen	-0.010000	5800.0	90	42229	No
66	GOM_NL__2PRFIN20100329_050647_000000452088_00091_42229_1935.N1	29-MAR-2010 05:06:47	Straylight	45.000	78	Alp Lup	2.3040	28000.	90	42229	No
67	GOM_NL__2PRFIN20100329_050823_000000512088_00091_42229_1936.N1	29-MAR-2010 05:08:23	Straylight	50.500	81	Eta Cen	2.3560	28000.	101	42229	No
68	GOM_NL__2PRFIN20100329_051112_000000542088_00091_42229_1937.N1	29-MAR-2010 05:11:12	Straylight	53.500	54	5The Cen	2.0550	4500.0	107	42229	No
69	GOM_NL__2PRFIN20100329_051727_000000492088_00091_42229_1938.N1	29-MAR-2010 05:17:27	Tw_i_and_stray	49.000	106	9Bet Crv	2.6480	5600.0	98	42229	No
70	GOM_NL__2PRFIN20100329_051928_000000422088_00091_42229_1939.N1	29-MAR-2010 05:19:28	Tw_i_and_stray	42.000	100	4Gam Crv	2.5800	13100.	84	42229	No
71	GOM_NL__2PRFIN20100329_052445_000000452088_00091_42229_1940.N1	29-MAR-2010 05:24:45	Bright	45.000	121	29Gam Vir	2.7400	7200.0	90	42229	No
72	GOM_NL__2PRFIN20100329_052922_000000412088_00091_42229_1941.N1	29-MAR-2010 05:29:22	Bright	40.500	62	94Bet Leo	2.1360	9700.0	81	42229	No
73	GOM_NL__2PRFIN20100329_053054_000000372088_00091_42229_1942.N1	29-MAR-2010 05:30:54	Bright	37.000	96	68Del Leo	2.5600	9300.0	74	42229	No
74	GOM_NL__2PRFIN20100329_053746_000000372088_00091_42229_1943.N1	29-MAR-2010 05:37:46	Bright	37.000	174	52Psi UMa	3.0040	4400.0	74	42229	No
75	GOM_NL__2PRFIN20100329_054105_000000372088_00091_42229_1944.N1	29-MAR-2010 05:41:05	Bright	36.500	82	48Bet UMa	2.3650	10600.	73	42229	No
76	GOM_NL__2PRFIN20100329_054237_000000532088_00091_42229_1945.N1	29-MAR-2010 05:42:37	Bright	53.000	36	50Alp UMa	1.8000	6300.0	106	42229	No
77	GOM_NL__2PRFIN20100329_054907_000000582088_00091_42229_1946.N1	29-MAR-2010 05:49:07	Bright	57.500	60	7Bet UMi	2.0810	3950.0	115	42229	No
78	GOM_NL__2PRFIN20100329_055819_000000392088_00091_42229_1947.N1	29-MAR-2010 05:58:19	Bright	39.000	89	5Alp Cep	2.4510	8000.0	78	42229	No
79	GOM_NL__2PRFIN20100329_060321_000000442088_00091_42229_1948.N1	29-MAR-2010 06:03:21	Bright	44.000	144	18Del Cyg	2.8600	11000.	88	42229	No
80	GOM_NL__2PRFIN20100329_060508_000000452088_00091_42229_1949.N1	29-MAR-2010 06:05:08	Bright	45.000	66	37Gam Cyg	2.2080	5900.0	90	42229	No
81	GOM_NL__2PRFIN20100329_060705_000000432088_00091_42229_1950.N1	29-MAR-2010 06:07:05	Bright	43.000	92	53Eps Cyg	2.5000	4500.0	86	42229	No
82	GOM_NL__2PRFIN20100329_061644_000000682088_00091_42229_1951.N1	29-MAR-2010 06:16:44	Dark	67.500	11	53Alp Aql	0.76500	8000.0	135	42229	No
83	GOM_NL__2PRFIN20100329_063029_000000522088_00091_42229_1952.N1	29-MAR-2010 06:30:29	Dark	52.000	57	34Sig Sgr	2.0660	26000.	104	42229	No
84	GOM_NL__2PRFIN20100329_063405_000000542088_00092_42230_1959.N1	29-MAR-2010 06:34:05	Dark	54.000	38	20Eps Sgr	1.8360	11000.	108	42230	No
85	GOM_NL__2PRFIN20100329_063815_000000572088_00092_42230_1960.N1	29-MAR-2010 06:38:15	Dark	56.500	25	35Lam Sco	1.6200	28000.	113	42230	No
86	GOM_NL__2PRFIN20100329_064206_000000402088_00092_42230_1961.N1	29-MAR-2010 06:42:06	Dark	39.500	134	Bet TrA	2.8100	6600.0	79	42230	No
87	GOM_NL__2PRFIN20100329_064446_000000452088_00092_42230_1962.N1	29-MAR-2010 06:44:46	Dark	44.500	4	Alp1Cen	-0.010000	5800.0	89	42230	No
88	GOM_NL__2PRFIN20100329_064724_000000462088_00092_42230_1963.N1	29-MAR-2010 06:47:24	Straylight	45.500	78	Alp Lup	2.3040	28000.	91	42230	No
89	GOM_NL__2PRFIN20100329_064859_000000512088_00092_42230_1964.N1	29-MAR-2010 06:48:59	Straylight	50.500	81	Eta Cen	2.3560	28000.	101	42230	No
90	GOM_NL__2PRFIN20100329_065148_000000552088_00092_42230_1965.N1	29-MAR-2010 06:51:48	Straylight	54.500	54	5The Cen	2.0550	4500.0	109	42230	No
91	GOM_NL__2PRFIN20100329_065803_000000462088_00092_42230_1966.N1	29-MAR-2010 06:58:03	Straylight	46.000	106	9Bet Crv	2.6480	5600.0	92	42230	No
92	GOM_NL__2PRFIN20100329_070004_000000432088_00092_42230_1967.N1	29-MAR-2010 07:00:04	Tw_i_and_stray	43.000	100	4Gam Crv	2.5800	13100.	86	42230	No
93	GOM_NL__2PRFIN20100329_070520_000000462088_00092_42230_1968.N1	29-MAR-2010 07:05:20	Bright	46.000	121	29Gam Vir	2.7400	7200.0	92	42230	No
94	GOM_NL__2PRFIN20100329_070958_000000432088_00092_42230_1969.N1	29-MAR-2010 07:09:58	Bright	42.500	62	94Bet Leo	2.1360	9700.0	85	42230	No
95	GOM_NL__2PRFIN20100329_071130_000000372088_00092_42230_1970.N1	29-MAR-2010 07:11:30	Bright	37.000	96	68Del Leo	2.5600	9300.0	74	42230	No
96	GOM_NL__2PRFIN20100329_071822_000000392088_00092_42230_1971.N1	29-MAR-2010 07:18:22	Bright	38.500	174	52Psi UMa	3.0040	4400.0	77	42230	No
97	GOM_NL__2PRFIN20100329_072141_000000362088_00092_42230_1972.N1	29-MAR-2010 07:21:41	Bright	35.500	82	48Bet UMa	2.3650	10600.	71	42230	No
98	GOM_NL__2PRFIN20100329_072313_000000372088_00092_42230_1973.N1	29-MAR-2010 07:23:13	Bright	36.500	36	50Alp UMa	1.8000	6300.0	73	42230	No
99	GOM_NL__2PRFIN20100329_072943_000000582088_00092_42230_1974.N1	29-MAR-2010 07:29:43	Bright	58.000	60	7Bet UMi	2.0810	3950.0	116	42230	No
100	GOM_NL__2PRFIN20100329_073855_000000362088_00092_42230_1975.N1	29-MAR-2010 07:38:55	Bright	36.000	89	5Alp Cep	2.4510	8000.0	72	42230	No
101	GOM_NL__2PRFIN20100329_074356_000000442088_00092_42230_1976.N1	29-MAR-2010 07:43:56	Bright	43.500	144	18Del Cyg	2.8600	11000.	87	42230	No

102	GOM_NL__2PRFIN20100329_074544_000000442088_00092_42230_1977.N1	29-MAR-2010 07:45:44	Bright	44.000	66	37Gam Cyg	2.2080	5900.0	88	42230	No
103	GOM_NL__2PRFIN20100329_074741_000000432088_00092_42230_1978.N1	29-MAR-2010 07:47:41	Bright	43.000	92	53Eps Cyg	2.5000	4500.0	86	42230	No
104	GOM_NL__2PRFIN20100329_075720_000000672088_00092_42230_1979.N1	29-MAR-2010 07:57:20	Dark	66.500	11	53Alp Aql	0.76500	8000.0	133	42230	No
105	GOM_NL__2PRFIN20100329_081107_000000542088_00092_42230_1980.N1	29-MAR-2010 08:11:07	Dark	53.500	57	34Sig Sgr	2.0660	26000.	107	42230	No
106	GOM_NL__2PRFIN20100329_081443_000000542088_00093_42231_1967.N1	29-MAR-2010 08:14:43	Dark	54.000	38	20Eps Sgr	1.8360	11000.	108	42231	No
107	GOM_NL__2PRFIN20100329_081852_000000582088_00093_42231_1968.N1	29-MAR-2010 08:18:52	Dark	57.500	25	35Lam Sco	1.6200	28000.	115	42231	No
108	GOM_NL__2PRFIN20100329_082242_000000402088_00093_42231_1969.N1	29-MAR-2010 08:22:42	Dark	39.500	134	Bet TrA	2.8100	6600.0	79	42231	No
109	GOM_NL__2PRFIN20100329_082523_000000522088_00093_42231_1970.N1	29-MAR-2010 08:25:23	Dark	52.000	4	Alp1Cen	-0.010000	5800.0	104	42231	No
110	GOM_NL__2PRFIN20100329_082801_000000462088_00093_42231_1971.N1	29-MAR-2010 08:28:01	Straylight	46.000	78	Alp Lup	2.3040	28000.	92	42231	No
111	GOM_NL__2PRFIN20100329_082936_000000492088_00093_42231_1972.N1	29-MAR-2010 08:29:36	Straylight	49.000	81	Eta Cen	2.3560	28000.	98	42231	No
112	GOM_NL__2PRFIN20100329_083224_000000552088_00093_42231_1973.N1	29-MAR-2010 08:32:24	Straylight	54.500	54	5The Cen	2.0550	4500.0	109	42231	No
113	GOM_NL__2PRFIN20100329_083839_000000482088_00093_42231_1974.N1	29-MAR-2010 08:38:39	Tw_i_and_stray	48.000	106	9Bet Crv	2.6480	5600.0	96	42231	No
114	GOM_NL__2PRFIN20100329_084040_000000442088_00093_42231_1975.N1	29-MAR-2010 08:40:40	Tw_i_and_stray	43.500	100	4Gam Crv	2.5800	13100.	87	42231	No
115	GOM_NL__2PRFIN20100329_084556_000000462088_00093_42231_1976.N1	29-MAR-2010 08:45:56	Bright	46.000	121	29Gam Vir	2.7400	7200.0	92	42231	No
116	GOM_NL__2PRFIN20100329_085033_000000412088_00093_42231_1977.N1	29-MAR-2010 08:50:33	Bright	41.000	62	94Bet Leo	2.1360	9700.0	82	42231	No
117	GOM_NL__2PRFIN20100329_085205_000000372088_00093_42231_1978.N1	29-MAR-2010 08:52:05	Bright	37.000	96	68Del Leo	2.5600	9300.0	74	42231	No
118	GOM_NL__2PRFIN20100329_085857_000000372088_00093_42231_1979.N1	29-MAR-2010 08:58:57	Bright	36.500	174	52Psi UMa	3.0040	4400.0	73	42231	No
119	GOM_NL__2PRFIN20100329_090217_000000372088_00093_42231_1980.N1	29-MAR-2010 09:02:17	Bright	37.000	82	48Bet UMa	2.3650	10600.	74	42231	No
120	GOM_NL__2PRFIN20100329_090348_000000392088_00093_42231_1981.N1	29-MAR-2010 09:03:48	Bright	39.000	36	50Alp UMa	1.8000	6300.0	78	42231	No
121	GOM_NL__2PRFIN20100329_091019_000000432088_00093_42231_1982.N1	29-MAR-2010 09:10:19	Bright	42.500	60	7Bet UMi	2.0810	3950.0	85	42231	No
122	GOM_NL__2PRFIN20100329_091931_000000392088_00093_42231_1983.N1	29-MAR-2010 09:19:31	Bright	38.500	89	5Alp Cep	2.4510	8000.0	77	42231	No
123	GOM_NL__2PRFIN20100329_092432_000000472088_00093_42231_1984.N1	29-MAR-2010 09:24:32	Bright	47.000	144	18Del Cyg	2.8600	11000.	94	42231	No
124	GOM_NL__2PRFIN20100329_092620_000000442088_00093_42231_1985.N1	29-MAR-2010 09:26:20	Bright	43.500	66	37Gam Cyg	2.2080	5900.0	87	42231	No
125	GOM_NL__2PRFIN20100329_092817_000000432088_00093_42231_1986.N1	29-MAR-2010 09:28:17	Bright	42.500	92	53Eps Cyg	2.5000	4500.0	85	42231	No
126	GOM_NL__2PRFIN20100329_093757_000000602088_00093_42231_1987.N1	29-MAR-2010 09:37:57	Dark	60.000	11	53Alp Aql	0.76500	8000.0	120	42231	No
127	GOM_NL__2PRFIN20100329_095144_000000532088_00093_42231_1988.N1	29-MAR-2010 09:51:44	Dark	52.500	57	34Sig Sgr	2.0660	26000.	105	42231	No
128	GOM_NL__2PRFIN20100329_095520_000000542088_00094_42232_1975.N1	29-MAR-2010 09:55:20	Dark	53.500	38	20Eps Sgr	1.8360	11000.	107	42232	No
129	GOM_NL__2PRFIN20100329_095929_000000562088_00094_42232_1976.N1	29-MAR-2010 09:59:29	Dark	56.000	25	35Lam Sco	1.6200	28000.	112	42232	No
130	GOM_NL__2PRFIN20100329_100319_000000402088_00094_42232_1977.N1	29-MAR-2010 10:03:19	Dark	40.000	134	Bet TrA	2.8100	6600.0	80	42232	No
131	GOM_NL__2PRFIN20100329_100559_000000462088_00094_42232_1978.N1	29-MAR-2010 10:05:59	Dark	45.500	4	Alp1Cen	-0.010000	5800.0	91	42232	No
132	GOM_NL__2PRFIN20100329_100837_000000442088_00094_42232_1979.N1	29-MAR-2010 10:08:37	Straylight	44.000	78	Alp Lup	2.3040	28000.	88	42232	No
133	GOM_NL__2PRFIN20100329_101013_000000522088_00094_42232_1980.N1	29-MAR-2010 10:10:13	Straylight	51.500	81	Eta Cen	2.3560	28000.	103	42232	No
134	GOM_NL__2PRFIN20100329_101301_000000562088_00094_42232_1981.N1	29-MAR-2010 10:13:01	Straylight	56.000	54	5The Cen	2.0550	4500.0	112	42232	No
135	GOM_NL__2PRFIN20100329_101915_000000452088_00094_42232_1982.N1	29-MAR-2010 10:19:15	Tw_i_and_stray	44.500	106	9Bet Crv	2.6480	5600.0	89	42232	No
136	GOM_NL__2PRFIN20100329_102116_000000442088_00094_42232_1983.N1	29-MAR-2010 10:21:16	Tw_i_and_stray	44.000	100	4Gam Crv	2.5800	13100.	88	42232	No
137	GOM_NL__2PRFIN20100329_102632_000000472088_00094_42232_1984.N1	29-MAR-2010 10:26:32	Bright	47.000	121	29Gam Vir	2.7400	7200.0	94	42232	No
138	GOM_NL__2PRFIN20100329_103109_000000412088_00094_42232_1985.N1	29-MAR-2010 10:31:09	Bright	41.000	62	94Bet Leo	2.1360	9700.0	82	42232	No
139	GOM_NL__2PRFIN20100329_103241_000000392088_00094_42232_1986.N1	29-MAR-2010 10:32:41	Bright	38.500	96	68Del Leo	2.5600	9300.0	77	42232	No
140	GOM_NL__2PRFIN20100329_103933_000000362088_00094_42232_1987.N1	29-MAR-2010 10:39:33	Bright	36.000	174	52Psi UMa	3.0040	4400.0	72	42232	No
141	GOM_NL__2PRFIN20100329_104253_000000382088_00094_42232_1988.N1	29-MAR-2010 10:42:53	Bright	37.500	82	48Bet UMa	2.3650	10600.	75	42232	No
142	GOM_NL__2PRFIN20100329_104424_000000382088_00094_42232_1989.N1	29-MAR-2010 10:44:24	Bright	37.500	36	50Alp UMa	1.8000	6300.0	75	42232	No
143	GOM_NL__2PRFIN20100329_105054_000000422088_00094_42232_1990.N1	29-MAR-2010 10:50:54	Bright	41.500	60	7Bet UMi	2.0810	3950.0	83	42232	No
144	GOM_NL__2PRFIN20100329_110007_000000382088_00094_42232_1991.N1	29-MAR-2010 11:00:07	Bright	37.500	89	5Alp Cep	2.4510	8000.0	75	42232	No
145	GOM_NL__2PRFIN20100329_110508_000000442088_00094_42232_1992.N1	29-MAR-2010 11:05:08	Bright	43.500	144	18Del Cyg	2.8600	11000.	87	42232	No
146	GOM_NL__2PRFIN20100329_110656_000000612088_00094_42232_1993.N1	29-MAR-2010 11:06:56	Bright	61.000	66	37Gam Cyg	2.2080	5900.0	122	42232	No
147	GOM_NL__2PRFIN20100329_110853_000000432088_00094_42232_1994.N1	29-MAR-2010 11:08:53	Bright	43.000	92	53Eps Cyg	2.5000	4500.0	86	42232	No
148	GOM_NL__2PRFIN20100329_111834_000000652088_00094_42232_1995.N1	29-MAR-2010 11:18:34	Dark	64.500	11	53Alp Aql	0.76500	8000.0	129	42232	No
149	GOM_NL__2PRFIN20100329_113221_000000542088_00094_42232_1996.N1	29-MAR-2010 11:32:21	Dark	54.000	57	34Sig Sgr	2.0660	26000.	108	42232	No
150	GOM_NL__2PRFIN20100329_113557_000000542088_00095_42233_1983.N1	29-MAR-2010 11:35:57	Dark	54.000	38	20Eps Sgr	1.8360	11000.	108	42233	No
151	GOM_NL__2PRFIN20100329_114007_000000562088_00095_42233_1984.N1	29-MAR-2010 11:40:07	Dark	56.000	25	35Lam Sco	1.6200	28000.	112	42233	No
152	GOM_NL__2PRFIN20100329_114355_000000392088_00095_42233_1985.N1	29-MAR-2010 11:43:55	Dark	39.000	134	Bet TrA	2.8100	6600.0	78	42233	No
153	GOM_NL__2PRFIN20100329_114635_000000522088_00095_42233_1986.N1	29-MAR-2010 11:46:35	Dark	52.000	4	Alp1Cen	-0.010000	5800.0	104	42233	No
154	GOM_NL__2PRFIN20100329_114914_000000462088_00095_42233_1987.N1	29-MAR-2010 11:49:14	Straylight	45.500	78	Alp Lup	2.3040	28000.	91	42233	No
155	GOM_NL__2PRFIN20100329_115049_000000452088_00095_42233_1988.N1	29-MAR-2010 11:50:49	Straylight	45.000	81	Eta Cen	2.3560	28000.	90	42233	No
156	GOM_NL__2PRFIN20100329_115337_000000562088_00095_42233_1989.N1	29-MAR-2010 11:53:37	Straylight	55.500	54	5The Cen	2.0550	4500.0	111	42233	No
157	GOM_NL__2PRFIN20100329_115951_000000472088_00095_42233_1990.N1	29-MAR-2010 11:59:51	Tw_i_and_stray	47.000	106	9Bet Crv	2.6480	5600.0	94	42233	No
158	GOM_NL__2PRFIN20100329_120152_000000452088_00095_42233_1991.N1	29-MAR-2010 12:01:52	Tw_i_and_stray	44.500	100	4Gam Crv	2.5800	13100.	89	42233	No
159	GOM_NL__2PRFIN20100329_120707_000000472088_00095_42233_1992.N1	29-MAR-2010 12:07:07	Bright	46.500	121	29Gam Vir	2.7400	7200.0	93	42233	No
160	GOM_NL__2PRFIN20100329_121145_000000402088_00095_42233_1993.N1	29-MAR-2010 12:11:45	Bright	39.500	62	94Bet Leo	2.1360	9700.0	79	42233	No

161	GOM_NL__2PRFIN20100329_121317_000000372088_00095_42233_1994.N1	29-MAR-2010 12:13:17	Bright	37.000	96	68Del Leo	2.5600	9300.0	74	42233	No
162	GOM_NL__2PRFIN20100329_122009_000000372088_00095_42233_1995.N1	29-MAR-2010 12:20:09	Bright	36.500	174	52Psi UMa	3.0040	4400.0	73	42233	No
163	GOM_NL__2PRFIN20100329_122328_000000362088_00095_42233_1996.N1	29-MAR-2010 12:23:28	Bright	36.000	82	48Bet UMa	2.3650	10600.	72	42233	No
164	GOM_NL__2PRFIN20100329_122500_000000372088_00095_42233_1997.N1	29-MAR-2010 12:25:00	Bright	36.500	36	50Alp UMa	1.8000	6300.0	73	42233	No
165	GOM_NL__2PRFIN20100329_123130_000000392088_00095_42233_1998.N1	29-MAR-2010 12:31:30	Bright	39.000	60	7Bet UMi	2.0810	3950.0	78	42233	No
166	GOM_NL__2PRFIN20100329_124043_000000382088_00095_42233_1999.N1	29-MAR-2010 12:40:43	Bright	37.500	89	5Alp Cep	2.4510	8000.0	75	42233	No
167	GOM_NL__2PRFIN20100329_124544_000000462088_00095_42233_2000.N1	29-MAR-2010 12:45:44	Bright	45.500	144	18Del Cyg	2.8600	11000.	91	42233	No
168	GOM_NL__2PRFIN20100329_124731_000000522088_00095_42233_2001.N1	29-MAR-2010 12:47:31	Bright	51.500	66	37Gam Cyg	2.2080	5900.0	103	42233	No
169	GOM_NL__2PRFIN20100329_124929_000000432088_00095_42233_2002.N1	29-MAR-2010 12:49:29	Bright	42.500	92	53Eps Cyg	2.5000	4500.0	85	42233	No
170	GOM_NL__2PRFIN20100329_125911_000000602088_00095_42233_2003.N1	29-MAR-2010 12:59:11	Dark	59.500	11	53Alp Aql	0.76500	8000.0	119	42233	No
171	GOM_NL__2PRFIN20100329_131258_000000532088_00095_42233_2004.N1	29-MAR-2010 13:12:58	Dark	53.000	57	34Sig Sgr	2.0660	26000.	106	42233	No
172	GOM_NL__2PRFIN20100329_131634_000000532088_00096_42234_1991.N1	29-MAR-2010 13:16:34	Dark	53.000	38	20Eps Sgr	1.8360	11000.	106	42234	No
173	GOM_NL__2PRFIN20100329_132044_000000552088_00096_42234_1992.N1	29-MAR-2010 13:20:44	Dark	55.000	25	35Lam Sco	1.6200	28000.	110	42234	No
174	GOM_NL__2PRFIN20100329_132432_000000392088_00096_42234_1993.N1	29-MAR-2010 13:24:32	Dark	38.500	134	Bet TrA	2.8100	6600.0	77	42234	No
175	GOM_NL__2PRFIN20100329_132712_000000552088_00096_42234_1994.N1	29-MAR-2010 13:27:12	Dark	54.500	4	Alp1Cen	-0.010000	5800.0	109	42234	No
176	GOM_NL__2PRFIN20100329_132950_000000462088_00096_42234_1995.N1	29-MAR-2010 13:29:50	Straylight	45.500	78	Alp Lup	2.3040	28000.	91	42234	No
177	GOM_NL__2PRFIN20100329_133126_000000512088_00096_42234_1996.N1	29-MAR-2010 13:31:26	Straylight	51.000	81	Eta Cen	2.3560	28000.	102	42234	No
178	GOM_NL__2PRFIN20100329_133414_000000542088_00096_42234_1997.N1	29-MAR-2010 13:34:14	Straylight	53.500	54	5The Cen	2.0550	4500.0	107	42234	No
179	GOM_NL__2PRFIN20100329_134028_000000462088_00096_42234_1998.N1	29-MAR-2010 13:40:28	Twi_and_stray	45.500	106	9Bet Crv	2.6480	5600.0	91	42234	No
180	GOM_NL__2PRFIN20100329_134228_000000442088_00096_42234_1999.N1	29-MAR-2010 13:42:28	Twi_and_stray	44.000	100	4Gam Crv	2.5800	13100.	88	42234	No
181	GOM_NL__2PRFIN20100329_134743_000000452088_00096_42234_2000.N1	29-MAR-2010 13:47:43	Bright	45.000	121	29Gam Vir	2.7400	7200.0	90	42234	No
182	GOM_NL__2PRFIN20100329_135220_000000402088_00096_42234_2001.N1	29-MAR-2010 13:52:20	Bright	40.000	62	94Bet Leo	2.1360	9700.0	80	42234	No
183	GOM_NL__2PRFIN20100329_135353_000000382088_00096_42234_2002.N1	29-MAR-2010 13:53:53	Bright	37.500	96	68Del Leo	2.5600	9300.0	75	42234	No
184	GOM_NL__2PRFIN20100329_140045_000000392088_00096_42234_2003.N1	29-MAR-2010 14:00:45	Bright	39.000	174	52Psi UMa	3.0040	4400.0	78	42234	No
185	GOM_NL__2PRFIN20100329_140404_000000352088_00096_42234_2004.N1	29-MAR-2010 14:04:04	Bright	34.500	82	48Bet UMa	2.3650	10600.	69	42234	No
186	GOM_NL__2PRFIN20100329_140536_000000392088_00096_42234_2005.N1	29-MAR-2010 14:05:36	Bright	39.000	36	50Alp UMa	1.8000	6300.0	78	42234	No
187	GOM_NL__2PRFIN20100329_141205_000000372088_00096_42234_2006.N1	29-MAR-2010 14:12:05	Bright	37.000	60	7Bet UMi	2.0810	3950.0	74	42234	No
188	GOM_NL__2PRFIN20100329_142119_000000542088_00096_42234_2007.N1	29-MAR-2010 14:21:19	Bright	54.000	89	5Alp Cep	2.4510	8000.0	108	42234	No
189	GOM_NL__2PRFIN20100329_142619_000000452088_00096_42234_2008.N1	29-MAR-2010 14:26:19	Bright	45.000	144	18Del Cyg	2.8600	11000.	90	42234	No
190	GOM_NL__2PRFIN20100329_142808_000000452088_00096_42234_2009.N1	29-MAR-2010 14:28:08	Bright	44.500	66	37Gam Cyg	2.2080	5900.0	89	42234	No
191	GOM_NL__2PRFIN20100329_143005_000000412088_00096_42234_2010.N1	29-MAR-2010 14:30:05	Bright	41.000	92	53Eps Cyg	2.5000	4500.0	82	42234	No
192	GOM_NL__2PRFIN20100329_143947_000000602088_00096_42234_2011.N1	29-MAR-2010 14:39:47	Dark	59.500	11	53Alp Aql	0.76500	8000.0	119	42234	No
193	GOM_NL__2PRFIN20100329_145335_000000542088_00096_42234_2012.N1	29-MAR-2010 14:53:35	Dark	53.500	57	34Sig Sgr	2.0660	26000.	107	42234	No
194	GOM_NL__2PRFIN20100329_145711_000000552088_00097_42235_1999.N1	29-MAR-2010 14:57:11	Dark	54.500	38	20Eps Sgr	1.8360	11000.	109	42235	No
195	GOM_NL__2PRFIN20100329_150121_000000552088_00097_42235_2000.N1	29-MAR-2010 15:01:21	Dark	55.000	25	35Lam Sco	1.6200	28000.	110	42235	No
196	GOM_NL__2PRFIN20100329_150508_000000382088_00097_42235_2001.N1	29-MAR-2010 15:05:08	Dark	38.000	134	Bet TrA	2.8100	6600.0	76	42235	No
197	GOM_NL__2PRFIN20100329_150748_000000492088_00097_42235_2002.N1	29-MAR-2010 15:07:48	Dark	49.000	4	Alp1Cen	-0.010000	5800.0	98	42235	No
198	GOM_NL__2PRFIN20100329_151027_000000482088_00097_42235_2003.N1	29-MAR-2010 15:10:27	Straylight	47.500	78	Alp Lup	2.3040	28000.	95	42235	No
199	GOM_NL__2PRFIN20100329_151202_000000492088_00097_42235_2004.N1	29-MAR-2010 15:12:02	Straylight	48.500	81	Eta Cen	2.3560	28000.	97	42235	No
200	GOM_NL__2PRFIN20100329_151450_000000542088_00097_42235_2005.N1	29-MAR-2010 15:14:50	Straylight	54.000	54	5The Cen	2.0550	4500.0	108	42235	No
201	GOM_NL__2PRFIN20100329_152103_000000442088_00097_42235_2006.N1	29-MAR-2010 15:21:03	Twi_and_stray	44.000	106	9Bet Crv	2.6480	5600.0	88	42235	No
202	GOM_NL__2PRFIN20100329_152304_000000462088_00097_42235_2007.N1	29-MAR-2010 15:23:04	Twi_and_stray	45.500	100	4Gam Crv	2.5800	13100.	91	42235	No
203	GOM_NL__2PRFIN20100329_152819_000000472088_00097_42235_2008.N1	29-MAR-2010 15:28:19	Bright	47.000	121	29Gam Vir	2.7400	7200.0	94	42235	No
204	GOM_NL__2PRFIN20100329_153256_000000402088_00097_42235_2009.N1	29-MAR-2010 15:32:56	Bright	40.000	62	94Bet Leo	2.1360	9700.0	80	42235	No
205	GOM_NL__2PRFIN20100329_153429_000000372088_00097_42235_2010.N1	29-MAR-2010 15:34:29	Bright	37.000	96	68Del Leo	2.5600	9300.0	74	42235	No
206	GOM_NL__2PRFIN20100329_154120_000000382088_00097_42235_2011.N1	29-MAR-2010 15:41:20	Bright	37.500	174	52Psi UMa	3.0040	4400.0	75	42235	No
207	GOM_NL__2PRFIN20100329_154440_000000372088_00097_42235_2012.N1	29-MAR-2010 15:44:40	Bright	37.000	82	48Bet UMa	2.3650	10600.	74	42235	No
208	GOM_NL__2PRFIN20100329_154612_000000392088_00097_42235_2013.N1	29-MAR-2010 15:46:12	Bright	38.500	36	50Alp UMa	1.8000	6300.0	77	42235	No
209	GOM_NL__2PRFIN20100329_155241_000000362088_00097_42235_2014.N1	29-MAR-2010 15:52:41	Bright	36.000	60	7Bet UMi	2.0810	3950.0	72	42235	No
210	GOM_NL__2PRFIN20100329_160155_000000362088_00097_42235_2015.N1	29-MAR-2010 16:01:55	Bright	35.500	89	5Alp Cep	2.4510	8000.0	71	42235	No
211	GOM_NL__2PRFIN20100329_160655_000000432088_00097_42235_2016.N1	29-MAR-2010 16:06:55	Bright	43.000	144	18Del Cyg	2.8600	11000.	86	42235	No
212	GOM_NL__2PRFIN20100329_160844_000000422088_00097_42235_2017.N1	29-MAR-2010 16:08:44	Bright	42.000	66	37Gam Cyg	2.2080	5900.0	84	42235	No
213	GOM_NL__2PRFIN20100329_161041_000000432088_00097_42235_2018.N1	29-MAR-2010 16:10:41	Bright	43.000	92	53Eps Cyg	2.5000	4500.0	86	42235	No
214	GOM_NL__2PRFIN20100329_162024_000000632088_00097_42235_2019.N1	29-MAR-2010 16:20:24	Dark	63.000	11	53Alp Aql	0.76500	8000.0	126	42235	No
215	GOM_NL__2PRFIN20100329_163413_000000522088_00097_42235_2020.N1	29-MAR-2010 16:34:13	Dark	51.500	57	34Sig Sgr	2.0660	26000.	103	42235	No
216	GOM_NL__2PRFIN20100329_163749_000000552088_00098_42236_2007.N1	29-MAR-2010 16:37:49	Dark	54.500	38	20Eps Sgr	1.8360	11000.	109	42236	No
217	GOM_NL__2PRFIN20100329_164159_000000522088_00098_42236_2008.N1	29-MAR-2010 16:41:59	Dark	52.000	25	35Lam Sco	1.6200	28000.	104	42236	No
218	GOM_NL__2PRFIN20100329_164544_000000422088_00098_42236_2009.N1	29-MAR-2010 16:45:44	Dark	41.500	134	Bet TrA	2.8100	6600.0	83	42236	No
219	GOM_NL__2PRFIN20100329_164825_000000432088_00098_42236_2010.N1	29-MAR-2010 16:48:25	Dark	43.000	4	Alp1Cen	-0.010000	5800.0	86	42236	No

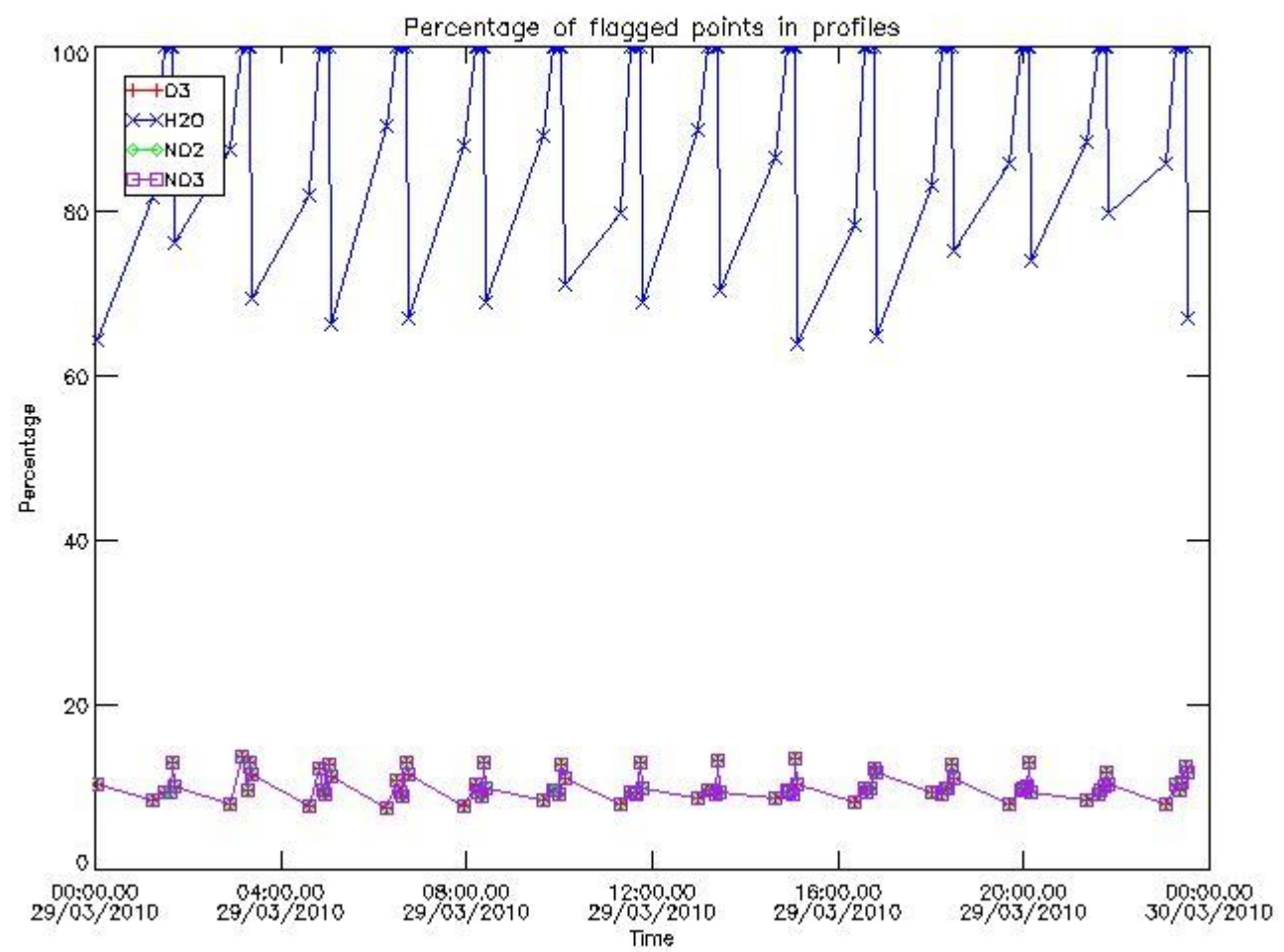
220	GOM_NL__2PRFIN20100329_165103_000000442088_00098_42236_2011.N1	29-MAR-2010 16:51:03	Straylight	44.000	78	Alp Lup	2.3040	28000.	88	42236	No
221	GOM_NL__2PRFIN20100329_165239_000000472088_00098_42236_2012.N1	29-MAR-2010 16:52:39	Straylight	46.500	81	Eta Cen	2.3560	28000.	93	42236	No
222	GOM_NL__2PRFIN20100329_165527_000000562088_00098_42236_2013.N1	29-MAR-2010 16:55:27	Straylight	56.000	54	5The Cen	2.0550	4500.0	112	42236	No
223	GOM_NL__2PRFIN20100329_170140_000000482088_00098_42236_2014.N1	29-MAR-2010 17:01:40	Tw_i_and_stray	48.000	106	9Bet Crv	2.6480	5600.0	96	42236	No
224	GOM_NL__2PRFIN20100329_170340_000000442088_00098_42236_2015.N1	29-MAR-2010 17:03:40	Tw_i_and_stray	44.000	100	4Gam Crv	2.5800	13100.	88	42236	No
225	GOM_NL__2PRFIN20100329_170855_000000442088_00098_42236_2016.N1	29-MAR-2010 17:08:55	Bright	44.000	121	29Gam Vir	2.7400	7200.0	88	42236	No
226	GOM_NL__2PRFIN20100329_171332_000000402088_00098_42236_2017.N1	29-MAR-2010 17:13:32	Bright	40.000	62	94Bet Leo	2.1360	9700.0	80	42236	No
227	GOM_NL__2PRFIN20100329_171505_000000382088_00098_42236_2018.N1	29-MAR-2010 17:15:05	Bright	38.000	96	68Del Leo	2.5600	9300.0	76	42236	No
228	GOM_NL__2PRFIN20100329_172156_000000362088_00098_42236_2019.N1	29-MAR-2010 17:21:56	Bright	36.000	174	52Psi UMa	3.0040	4400.0	72	42236	No
229	GOM_NL__2PRFIN20100329_172516_000000362088_00098_42236_2020.N1	29-MAR-2010 17:25:16	Bright	36.000	82	48Bet UMa	2.3650	10600.	72	42236	No
230	GOM_NL__2PRFIN20100329_172647_000000362088_00098_42236_2021.N1	29-MAR-2010 17:26:47	Bright	35.500	36	50Alp UMa	1.8000	6300.0	71	42236	No
231	GOM_NL__2PRFIN20100329_173317_000000432088_00098_42236_2022.N1	29-MAR-2010 17:33:17	Bright	43.000	60	7Bet UMi	2.0810	3950.0	86	42236	No
232	GOM_NL__2PRFIN20100329_174230_000000352088_00098_42236_2023.N1	29-MAR-2010 17:42:30	Bright	35.000	89	5Alp Cep	2.4510	8000.0	70	42236	No
233	GOM_NL__2PRFIN20100329_174731_000000462088_00098_42236_2024.N1	29-MAR-2010 17:47:31	Bright	45.500	144	18Del Cyg	2.8600	11000.	91	42236	No
234	GOM_NL__2PRFIN20100329_174919_000000442088_00098_42236_2025.N1	29-MAR-2010 17:49:19	Bright	44.000	66	37Gam Cyg	2.2080	5900.0	88	42236	No
235	GOM_NL__2PRFIN20100329_175117_000000592088_00098_42236_2026.N1	29-MAR-2010 17:51:17	Bright	59.000	92	53Eps Cyg	2.5000	4500.0	118	42236	No
236	GOM_NL__2PRFIN20100329_180101_000000602088_00098_42236_2027.N1	29-MAR-2010 18:01:01	Dark	60.000	11	53Alp Aql	0.76500	8000.0	120	42236	No
237	GOM_NL__2PRFIN20100329_181450_000000552088_00098_42236_2028.N1	29-MAR-2010 18:14:50	Dark	55.000	57	34Sig Sgr	2.0660	26000.	110	42236	No
238	GOM_NL__2PRFIN20100329_181826_000000522088_00099_42237_2015.N1	29-MAR-2010 18:18:26	Dark	52.000	38	20Eps Sgr	1.8360	11000.	104	42237	No
239	GOM_NL__2PRFIN20100329_182236_000000522088_00099_42237_2016.N1	29-MAR-2010 18:22:36	Dark	52.000	25	35Lam Sco	1.6200	28000.	104	42237	No
240	GOM_NL__2PRFIN20100329_182621_000000402088_00099_42237_2017.N1	29-MAR-2010 18:26:21	Dark	40.000	134	Bet TrA	2.8100	6600.0	80	42237	No
241	GOM_NL__2PRFIN20100329_182901_000000552088_00099_42237_2018.N1	29-MAR-2010 18:29:01	Dark	55.000	4	Alp1Cen	-0.010000	5800.0	110	42237	No
242	GOM_NL__2PRFIN20100329_183140_000000452088_00099_42237_2019.N1	29-MAR-2010 18:31:40	Straylight	44.500	78	Alp Lup	2.3040	28000.	89	42237	No
243	GOM_NL__2PRFIN20100329_183316_000000472088_00099_42237_2020.N1	29-MAR-2010 18:33:16	Straylight	46.500	81	Eta Cen	2.3560	28000.	93	42237	No
244	GOM_NL__2PRFIN20100329_183604_000000612088_00099_42237_2021.N1	29-MAR-2010 18:36:04	Straylight	61.000	54	5The Cen	2.0550	4500.0	122	42237	No
245	GOM_NL__2PRFIN20100329_184216_000000452088_00099_42237_2022.N1	29-MAR-2010 18:42:16	Tw_i_and_stray	45.000	106	9Bet Crv	2.6480	5600.0	90	42237	No
246	GOM_NL__2PRFIN20100329_184416_000000442088_00099_42237_2023.N1	29-MAR-2010 18:44:16	Tw_i_and_stray	43.500	100	4Gam Crv	2.5800	13100.	87	42237	No
247	GOM_NL__2PRFIN20100329_184931_000000472088_00099_42237_2024.N1	29-MAR-2010 18:49:31	Bright	47.000	121	29Gam Vir	2.7400	7200.0	94	42237	No
248	GOM_NL__2PRFIN20100329_185408_000000402088_00099_42237_2025.N1	29-MAR-2010 18:54:08	Bright	40.000	62	94Bet Leo	2.1360	9700.0	80	42237	No
249	GOM_NL__2PRFIN20100329_185541_000000372088_00099_42237_2026.N1	29-MAR-2010 18:55:41	Bright	36.500	96	68Del Leo	2.5600	9300.0	73	42237	No
250	GOM_NL__2PRFIN20100329_190232_000000372088_00099_42237_2027.N1	29-MAR-2010 19:02:32	Bright	37.000	174	52Psi UMa	3.0040	4400.0	74	42237	No
251	GOM_NL__2PRFIN20100329_190552_000000372088_00099_42237_2028.N1	29-MAR-2010 19:05:52	Bright	37.000	82	48Bet UMa	2.3650	10600.	74	42237	No
252	GOM_NL__2PRFIN20100329_190723_000000392088_00099_42237_2029.N1	29-MAR-2010 19:07:23	Bright	38.500	36	50Alp UMa	1.8000	6300.0	77	42237	No
253	GOM_NL__2PRFIN20100329_191352_000000372088_00099_42237_2030.N1	29-MAR-2010 19:13:52	Bright	36.500	60	7Bet UMi	2.0810	3950.0	73	42237	No
254	GOM_NL__2PRFIN20100329_192306_000000372088_00099_42237_2031.N1	29-MAR-2010 19:23:06	Bright	36.500	89	5Alp Cep	2.4510	8000.0	73	42237	No
255	GOM_NL__2PRFIN20100329_192807_000000662088_00099_42237_2032.N1	29-MAR-2010 19:28:07	Bright	66.000	144	18Del Cyg	2.8600	11000.	132	42237	No
256	GOM_NL__2PRFIN20100329_192955_000000452088_00099_42237_2033.N1	29-MAR-2010 19:29:55	Bright	44.500	66	37Gam Cyg	2.2080	5900.0	89	42237	No
257	GOM_NL__2PRFIN20100329_193153_000000402088_00099_42237_2034.N1	29-MAR-2010 19:31:53	Bright	39.500	92	53Eps Cyg	2.5000	4500.0	79	42237	No
258	GOM_NL__2PRFIN20100329_194137_000000642088_00099_42237_2035.N1	29-MAR-2010 19:41:37	Dark	63.500	11	53Alp Aql	0.76500	8000.0	127	42237	No
259	GOM_NL__2PRFIN20100329_195527_000000532088_00099_42237_2036.N1	29-MAR-2010 19:55:27	Dark	52.500	57	34Sig Sgr	2.0660	26000.	105	42237	No
260	GOM_NL__2PRFIN20100329_195903_000000522088_00100_42238_2023.N1	29-MAR-2010 19:59:03	Dark	52.000	38	20Eps Sgr	1.8360	11000.	104	42238	No
261	GOM_NL__2PRFIN20100329_200313_000000502088_00100_42238_2024.N1	29-MAR-2010 20:03:13	Dark	50.000	25	35Lam Sco	1.6200	28000.	100	42238	No
262	GOM_NL__2PRFIN20100329_200657_000000392088_00100_42238_2025.N1	29-MAR-2010 20:06:57	Dark	39.000	134	Bet TrA	2.8100	6600.0	78	42238	No
263	GOM_NL__2PRFIN20100329_200938_000000542088_00100_42238_2026.N1	29-MAR-2010 20:09:38	Dark	54.000	4	Alp1Cen	-0.010000	5800.0	108	42238	No
264	GOM_NL__2PRFIN20100329_201217_000000452088_00100_42238_2027.N1	29-MAR-2010 20:12:17	Straylight	44.500	78	Alp Lup	2.3040	28000.	89	42238	No
265	GOM_NL__2PRFIN20100329_201353_000000472088_00100_42238_2028.N1	29-MAR-2010 20:13:53	Straylight	46.500	81	Eta Cen	2.3560	28000.	93	42238	No
266	GOM_NL__2PRFIN20100329_201640_000000552088_00100_42238_2029.N1	29-MAR-2010 20:16:40	Straylight	54.500	54	5The Cen	2.0550	4500.0	109	42238	No
267	GOM_NL__2PRFIN20100329_202252_000000482088_00100_42238_2030.N1	29-MAR-2010 20:22:52	Tw_i_and_stray	47.500	106	9Bet Crv	2.6480	5600.0	95	42238	No
268	GOM_NL__2PRFIN20100329_202452_000000432088_00100_42238_2031.N1	29-MAR-2010 20:24:52	Tw_i_and_stray	43.000	100	4Gam Crv	2.5800	13100.	86	42238	No
269	GOM_NL__2PRFIN20100329_203007_000000462088_00100_42238_2032.N1	29-MAR-2010 20:30:07	Bright	46.000	121	29Gam Vir	2.7400	7200.0	92	42238	No
270	GOM_NL__2PRFIN20100329_203443_000000422088_00100_42238_2033.N1	29-MAR-2010 20:34:43	Bright	42.000	62	94Bet Leo	2.1360	9700.0	84	42238	No
271	GOM_NL__2PRFIN20100329_203617_000000372088_00100_42238_2034.N1	29-MAR-2010 20:36:17	Bright	37.000	96	68Del Leo	2.5600	9300.0	74	42238	No
272	GOM_NL__2PRFIN20100329_204308_000000382088_00100_42238_2035.N1	29-MAR-2010 20:43:08	Bright	38.000	174	52Psi UMa	3.0040	4400.0	76	42238	No
273	GOM_NL__2PRFIN20100329_204628_000000372088_00100_42238_2036.N1	29-MAR-2010 20:46:28	Bright	37.000	82	48Bet UMa	2.3650	10600.	74	42238	No
274	GOM_NL__2PRFIN20100329_204759_000000372088_00100_42238_2037.N1	29-MAR-2010 20:47:59	Bright	36.500	36	50Alp UMa	1.8000	6300.0	73	42238	No
275	GOM_NL__2PRFIN20100329_205428_000000402088_00100_42238_2038.N1	29-MAR-2010 20:54:28	Bright	39.500	60	7Bet UMi	2.0810	3950.0	79	42238	No
276	GOM_NL__2PRFIN20100329_210342_000000352088_00100_42238_2039.N1	29-MAR-2010 21:03:42	Bright	35.000	89	5Alp Cep	2.4510	8000.0	70	42238	No
277	GOM_NL__2PRFIN20100329_210843_000000462088_00100_42238_2040.N1	29-MAR-2010 21:08:43	Bright	46.000	144	18Del Cyg	2.8600	11000.	92	42238	No
278	GOM_NL__2PRFIN20100329_211031_000000612088_00100_42238_2041.N1	29-MAR-2010 21:10:31	Bright	61.000	66	37Gam Cyg	2.2080	5900.0	122	42238	No

279	GOM_NL__2PRFIN20100329_211229_000000432088_00100_42238_2042.N1	29-MAR-2010 21:12:29	Bright	43.000	92	53Eps Cyg	2.5000	4500.0	86	42238	No
280	GOM_NL__2PRFIN20100329_212214_000000612088_00100_42238_2043.N1	29-MAR-2010 21:22:14	Dark	60.500	11	53Alp Aql	0.76500	8000.0	121	42238	No
281	GOM_NL__2PRFIN20100329_213604_000000562088_00100_42238_2044.N1	29-MAR-2010 21:36:04	Dark	55.500	57	34Sig Sgr	2.0660	26000.	111	42238	No
282	GOM_NL__2PRFIN20100329_213940_000000532088_00101_42239_2034.N1	29-MAR-2010 21:39:40	Dark	52.500	38	20Eps Sgr	1.8360	11000.	105	42239	No
283	GOM_NL__2PRFIN20100329_214350_000000502088_00101_42239_2035.N1	29-MAR-2010 21:43:50	Dark	50.000	25	35Lam Sco	1.6200	28000.	100	42239	No
284	GOM_NL__2PRFIN20100329_214734_000000432088_00101_42239_2036.N1	29-MAR-2010 21:47:34	Dark	43.000	134	Bet TrA	2.8100	6600.0	86	42239	No
285	GOM_NL__2PRFIN20100329_215014_000000552088_00101_42239_2037.N1	29-MAR-2010 21:50:14	Dark	54.500	4	Alp1Cen	-0.010000	5800.0	109	42239	No
286	GOM_NL__2PRFIN20100329_215253_000000452088_00101_42239_2038.N1	29-MAR-2010 21:52:53	Straylight	44.500	78	Alp Lup	2.3040	28000.	89	42239	No
287	GOM_NL__2PRFIN20100329_215429_000000462088_00101_42239_2039.N1	29-MAR-2010 21:54:29	Straylight	45.500	81	Eta Cen	2.3560	28000.	91	42239	No
288	GOM_NL__2PRFIN20100329_215717_000000552088_00101_42239_2040.N1	29-MAR-2010 21:57:17	Straylight	55.000	54	5The Cen	2.0550	4500.0	110	42239	No
289	GOM_NL__2PRFIN20100329_220328_000000482088_00101_42239_2041.N1	29-MAR-2010 22:03:28	Tw_i_and_stray	48.000	106	9Bet Crv	2.6480	5600.0	96	42239	No
290	GOM_NL__2PRFIN20100329_220528_000000452088_00101_42239_2042.N1	29-MAR-2010 22:05:28	Tw_i_and_stray	45.000	100	4Gam Crv	2.5800	13100.	90	42239	No
291	GOM_NL__2PRFIN20100329_221042_000000452088_00101_42239_2043.N1	29-MAR-2010 22:10:42	Bright	45.000	121	29Gam Vir	2.7400	7200.0	90	42239	No
292	GOM_NL__2PRFIN20100329_221519_000000392088_00101_42239_2044.N1	29-MAR-2010 22:15:19	Bright	38.500	62	94Bet Leo	2.1360	9700.0	77	42239	No
293	GOM_NL__2PRFIN20100329_221653_000000532088_00101_42239_2045.N1	29-MAR-2010 22:16:53	Bright	53.000	96	68Del Leo	2.5600	9300.0	106	42239	No
294	GOM_NL__2PRFIN20100329_222344_000000362088_00101_42239_2046.N1	29-MAR-2010 22:23:44	Bright	36.000	174	52Psi UMa	3.0040	4400.0	72	42239	No
295	GOM_NL__2PRFIN20100329_222703_000000362088_00101_42239_2047.N1	29-MAR-2010 22:27:03	Bright	36.000	82	48Bet UMa	2.3650	10600.	72	42239	No
296	GOM_NL__2PRFIN20100329_222835_000000382088_00101_42239_2048.N1	29-MAR-2010 22:28:35	Bright	37.500	36	50Alp UMa	1.8000	6300.0	75	42239	No
297	GOM_NL__2PRFIN20100329_223504_000000382088_00101_42239_2049.N1	29-MAR-2010 22:35:04	Bright	37.500	60	7Bet UMi	2.0810	3950.0	75	42239	No
298	GOM_NL__2PRFIN20100329_224418_000000462088_00101_42239_2050.N1	29-MAR-2010 22:44:18	Bright	45.500	89	5Alp Cep	2.4510	8000.0	91	42239	No
299	GOM_NL__2PRFIN20100329_224918_000000452088_00101_42239_2051.N1	29-MAR-2010 22:49:18	Bright	44.500	144	18Del Cyg	2.8600	11000.	89	42239	No
300	GOM_NL__2PRFIN20100329_225107_000000432088_00101_42239_2052.N1	29-MAR-2010 22:51:07	Bright	43.000	66	37Gam Cyg	2.2080	5900.0	86	42239	No
301	GOM_NL__2PRFIN20100329_225305_000000592088_00101_42239_2053.N1	29-MAR-2010 22:53:05	Bright	59.000	92	53Eps Cyg	2.5000	4500.0	118	42239	No
302	GOM_NL__2PRFIN20100329_230250_000000632088_00101_42239_2054.N1	29-MAR-2010 23:02:50	Dark	63.000	11	53Alp Aql	0.76500	8000.0	126	42239	No
303	GOM_NL__2PRFIN20100329_231641_000000542088_00101_42239_2055.N1	29-MAR-2010 23:16:41	Dark	54.000	57	34Sig Sgr	2.0660	26000.	108	42239	No
304	GOM_NL__2PRFIN20100329_232017_000000542088_00102_42240_2062.N1	29-MAR-2010 23:20:17	Dark	53.500	38	20Eps Sgr	1.8360	11000.	107	42240	No
305	GOM_NL__2PRFIN20100329_232428_000000482088_00102_42240_2063.N1	29-MAR-2010 23:24:28	Dark	48.000	25	35Lam Sco	1.6200	28000.	96	42240	No
306	GOM_NL__2PRFIN20100329_232810_000000412088_00102_42240_2064.N1	29-MAR-2010 23:28:10	Dark	41.000	134	Bet TrA	2.8100	6600.0	82	42240	No
307	GOM_NL__2PRFIN20100329_233050_000000482088_00102_42240_2065.N1	29-MAR-2010 23:30:50	Dark	47.500	4	Alp1Cen	-0.010000	5800.0	95	42240	No
308	GOM_NL__2PRFIN20100329_233330_000000482088_00102_42240_2066.N1	29-MAR-2010 23:33:30	Straylight	47.500	78	Alp Lup	2.3040	28000.	95	42240	No
309	GOM_NL__2PRFIN20100329_233505_000000522088_00102_42240_2067.N1	29-MAR-2010 23:35:05	Straylight	51.500	81	Eta Cen	2.3560	28000.	103	42240	No
310	GOM_NL__2PRFIN20100329_233753_000000542088_00102_42240_2068.N1	29-MAR-2010 23:37:53	Straylight	54.000	54	5The Cen	2.0550	4500.0	108	42240	No
311	GOM_NL__2PRFIN20100329_234404_000000482088_00102_42240_2069.N1	29-MAR-2010 23:44:04	Tw_i_and_stray	48.000	106	9Bet Crv	2.6480	5600.0	96	42240	No
312	GOM_NL__2PRFIN20100329_234604_000000452088_00102_42240_2070.N1	29-MAR-2010 23:46:04	Tw_i_and_stray	45.000	100	4Gam Crv	2.5800	13100.	90	42240	No
313	GOM_NL__2PRFIN20100329_235118_000000452088_00102_42240_2071.N1	29-MAR-2010 23:51:18	Bright	44.500	121	29Gam Vir	2.7400	7200.0	89	42240	No
314	GOM_NL__2PRFIN20100329_235555_000000412088_00102_42240_2072.N1	29-MAR-2010 23:55:55	Bright	40.500	62	94Bet Leo	2.1360	9700.0	81	42240	No
315	GOM_NL__2PRFIN20100329_235728_000000392088_00102_42240_2073.N1	29-MAR-2010 23:57:28	Bright	38.500	96	68Del Leo	2.5600	9300.0	77	42240	No

3. Quality information per product

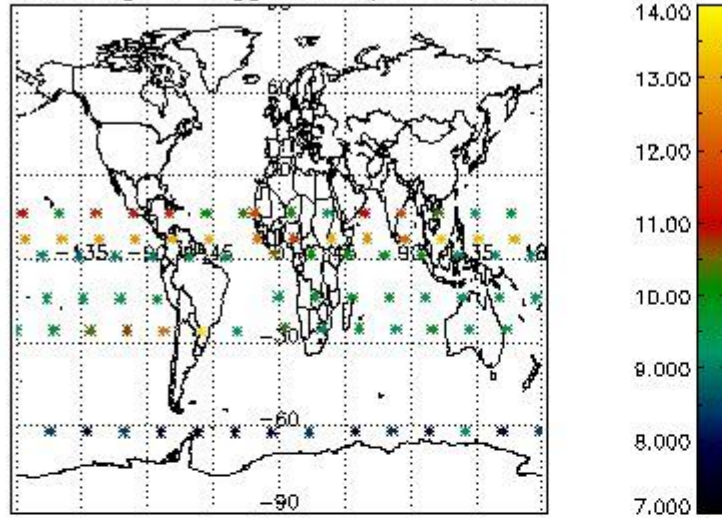
In this section it is plotted some information contained in the Quality Summary data set of the level 2 products. Only products in dark limb conditions and without errors (error flag in the MPH set to "0") are used.

3.1 Plot quality information per product (time dependant)

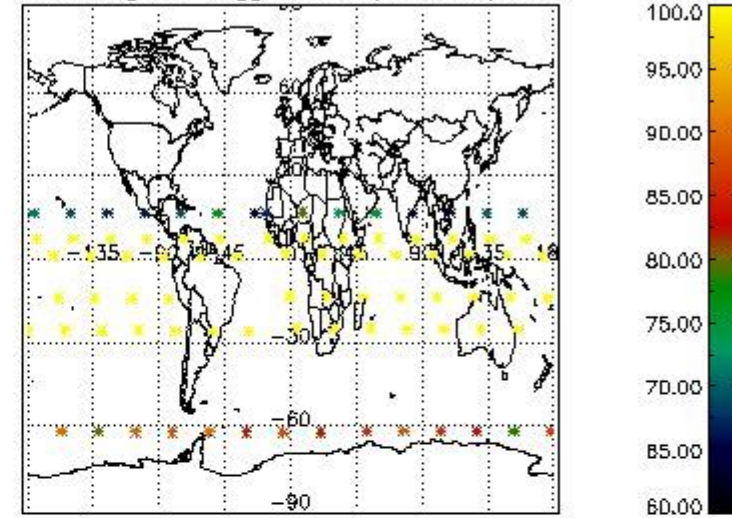


3.2 Plot quality information per product (world map)

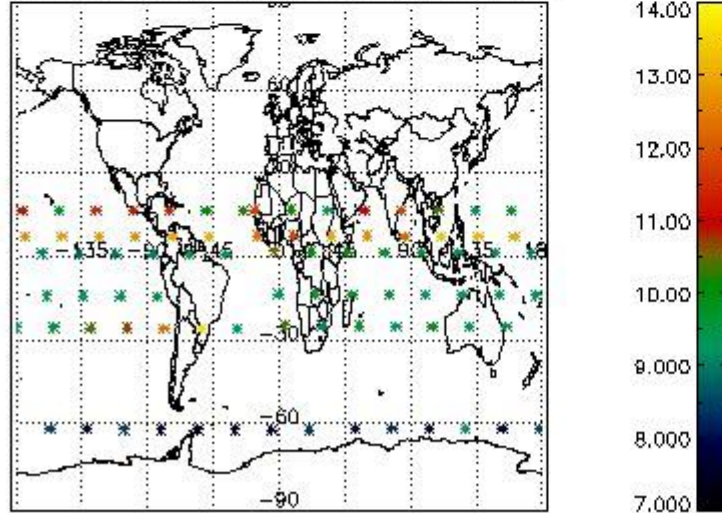
Percentage of flagged data per O3 profile



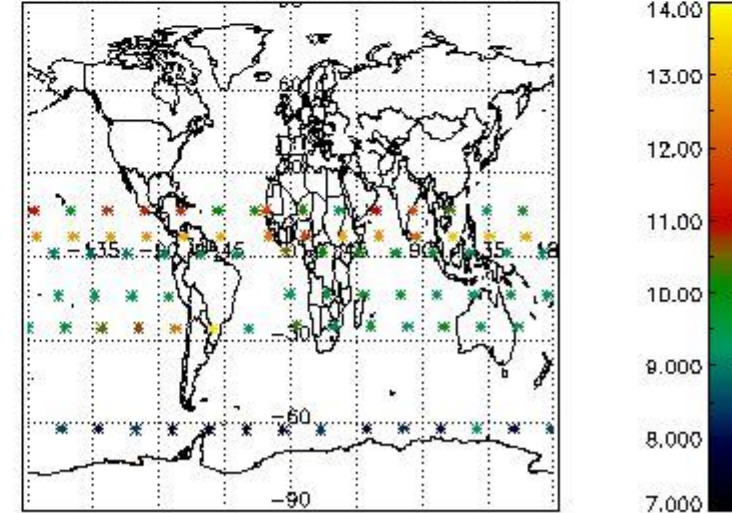
Percentage of flagged data per H2O profile



Percentage of flagged data per NO2 profile



Percentage of flagged data per NO3 profile

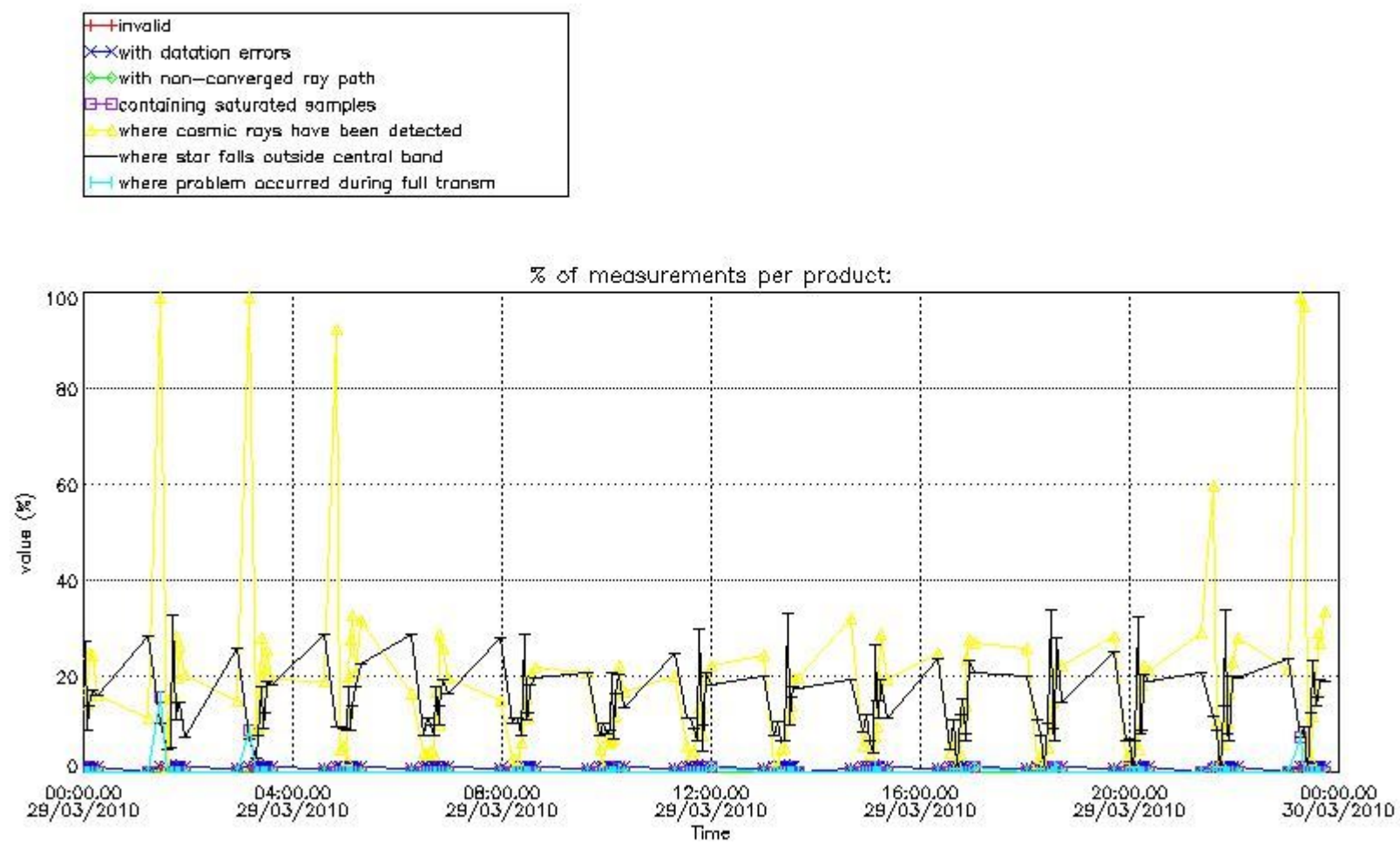


4. Level 1 quality information per product

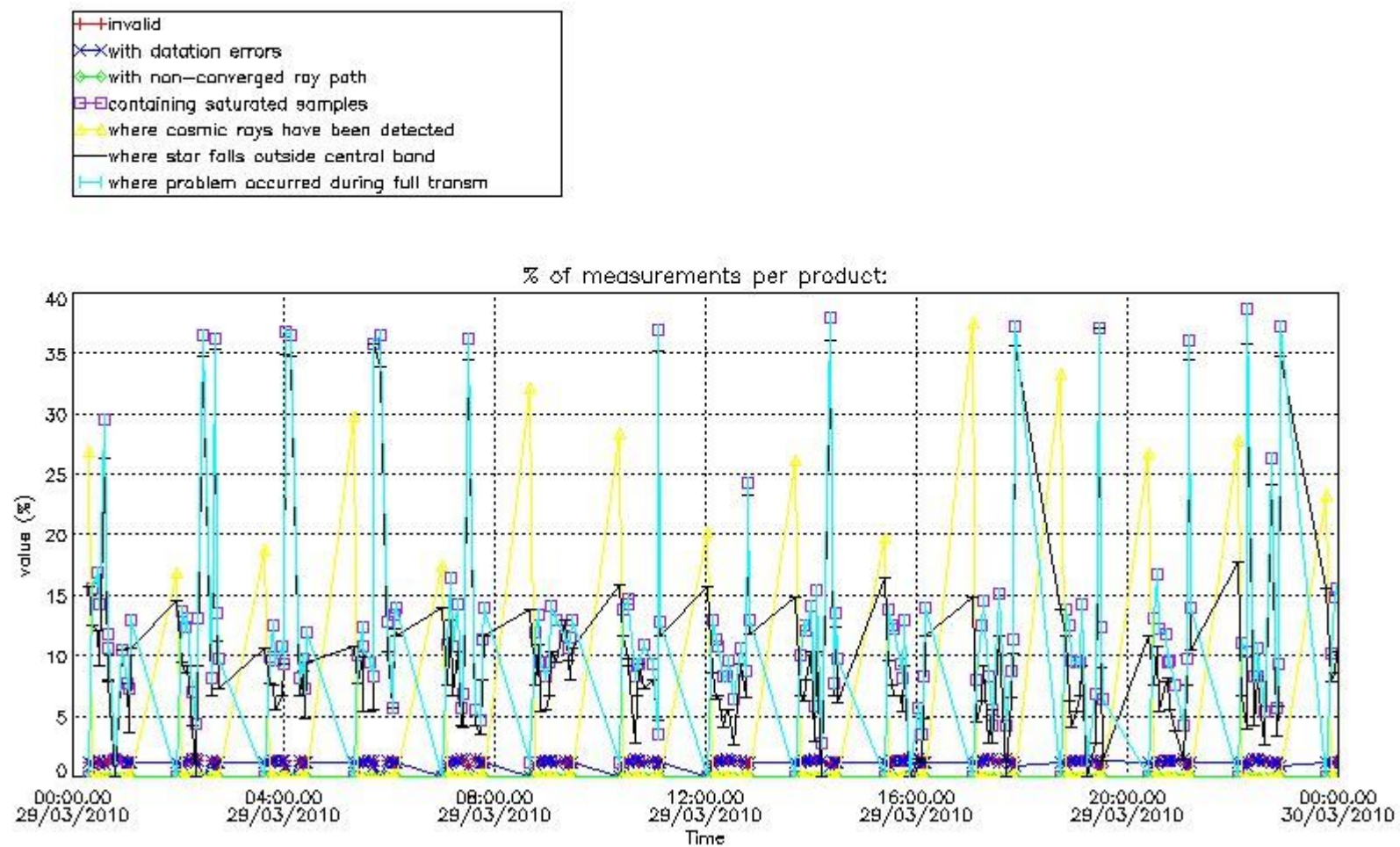
In this section it is plotted some information contained in the Quality Summary data set of the level 2 products that comes from the level 1b processing. Products without errors (error flag in the MPH set to "0") are used.

4.1 Plot quality information per product (time dependant) coming from level 1b processing

4.1.1 Plot level 1 quality information per product (time dependant): ENVISAT ASCENDING passes



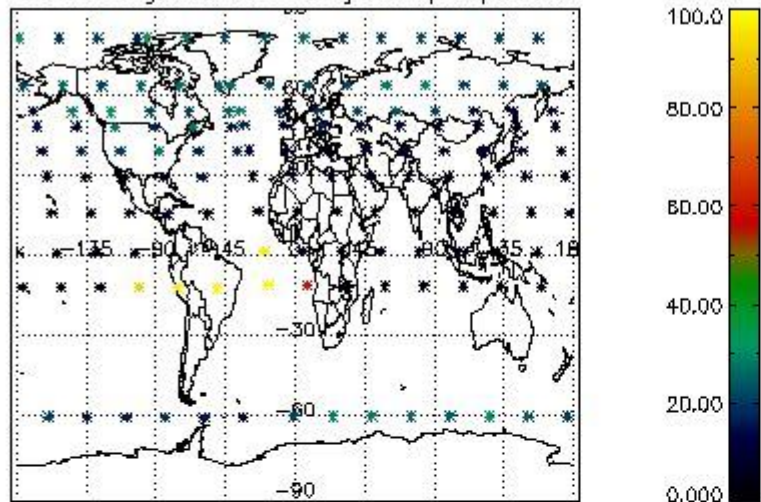
4.1.2 Plot level 1 quality information per product (time dependant): ENVI SAT DESCENDING passes



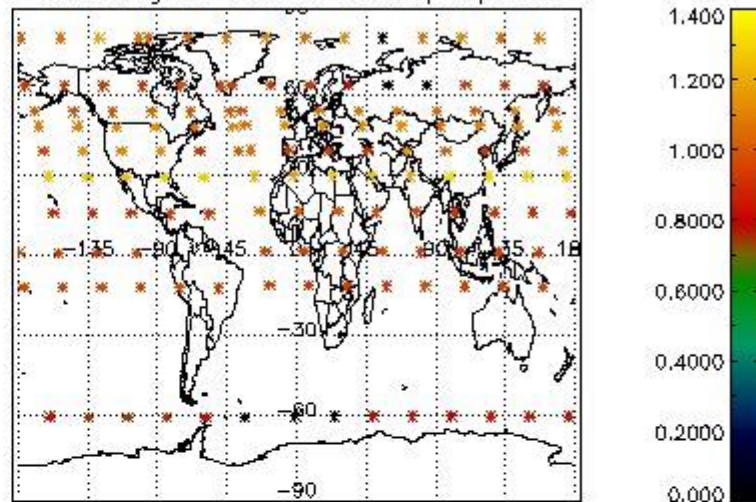
4.2 Plot quality information per product coming from level 1b processing (world map)

4.2.1 Plot level 1 quality information per product (world map): ENVISAT ASCENDING passes

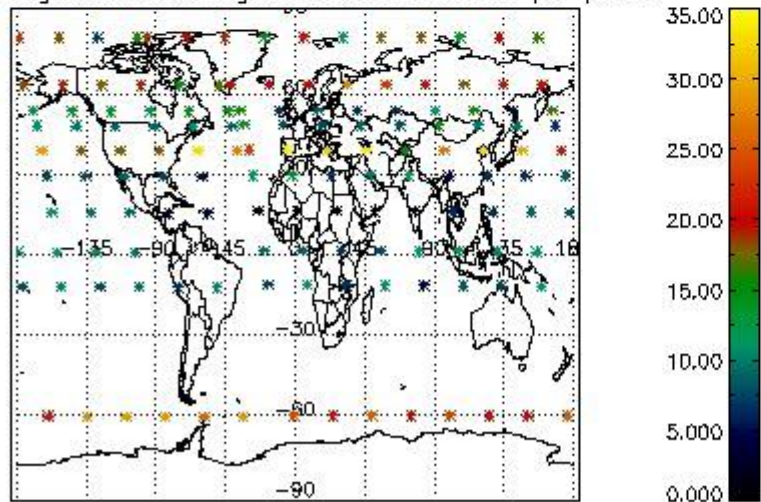
Percentage of cosmic ray hits per profile



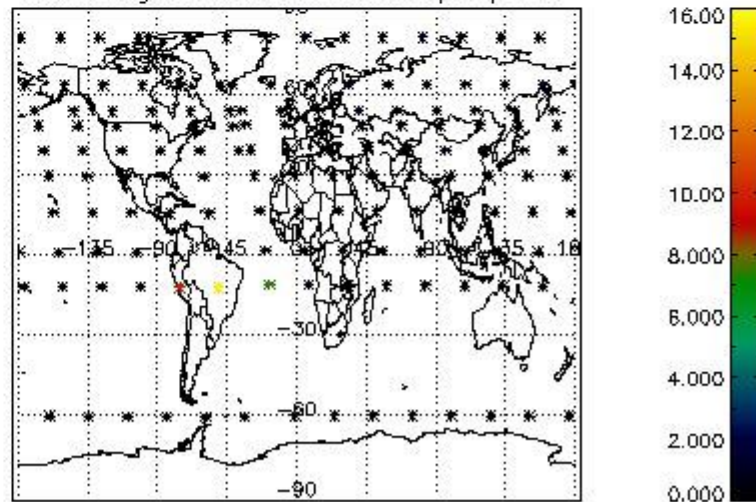
Percentage of datation errors per profile



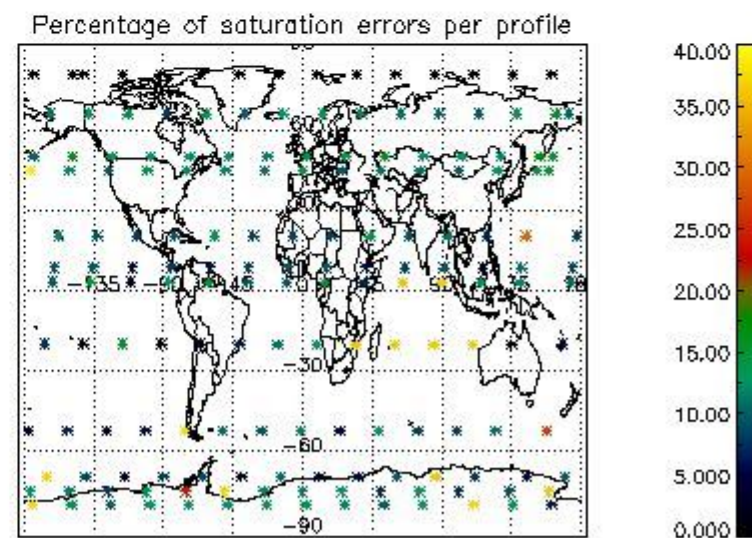
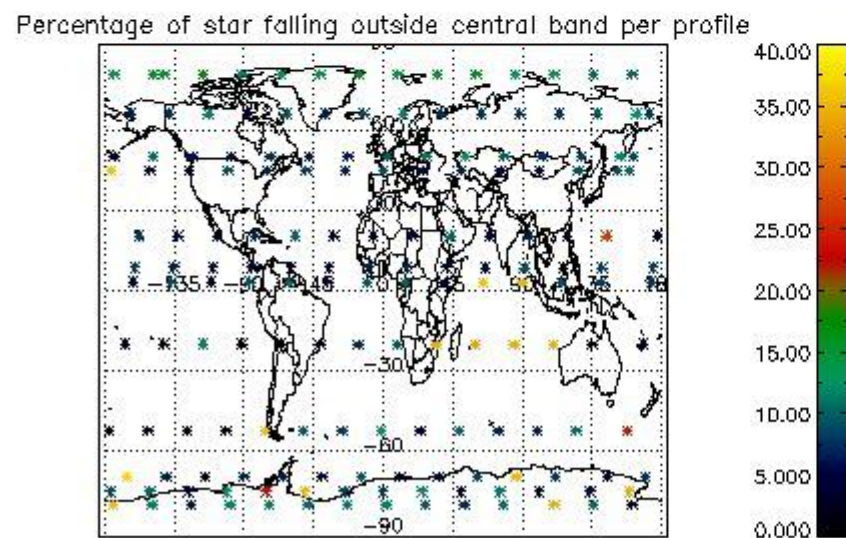
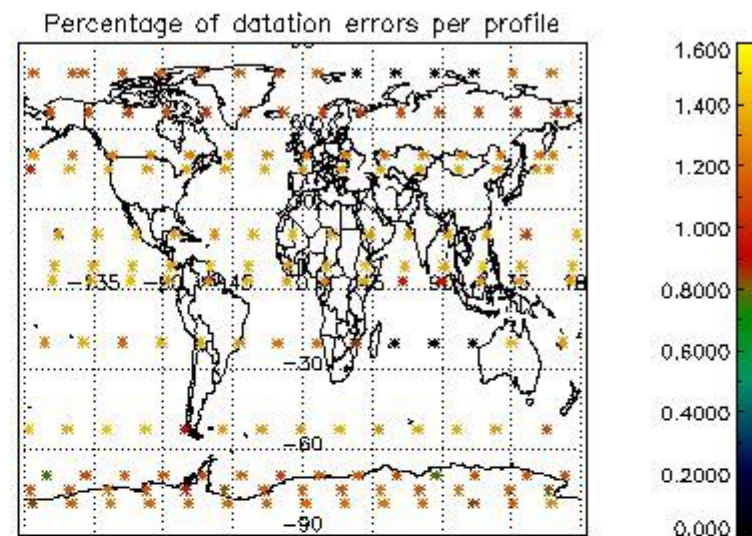
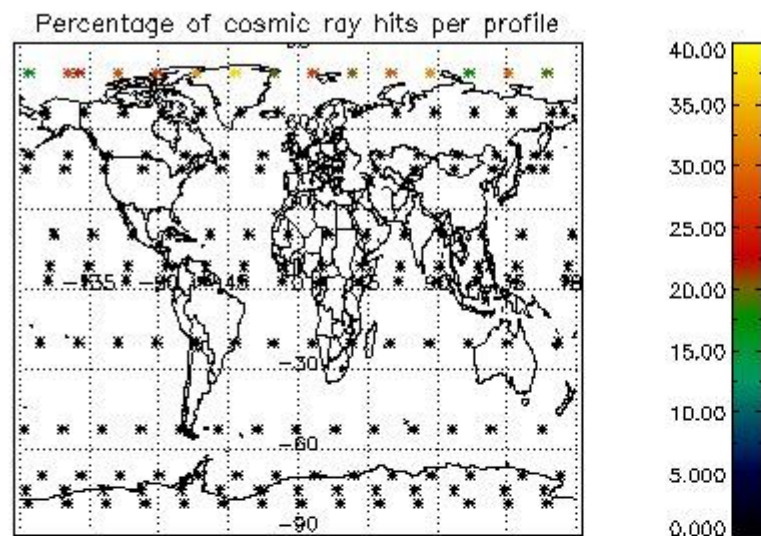
Percentage of star falling outside central band per profile



Percentage of saturation errors per profile



4.2.2 Plot level 1 quality information per product (world map): ENVISAT DESCENDING passes



5. Trace gas profiles

5.1 Ozone statistics based on quality of products

The final quality of the products can be "measured" using the STD (Standard Deviation) attached to every point profile. This information is written to the parameter GOM_NL__2P/NL_LOCAL_SPECIES_DENSITY/o3_std of the level 2 products. The table below shows the statistics for given STD ranges.

The statistics are given with respect to the overall valid production:

- Products without fatal errors: GOM_NL__2P/MPH/PRODUCT_ERR=0
- Valid point profile: GOM_NL__2P/NL_LOCAL_SPECIES_DENSITY/pcd(0)=0

The 'Criteria' is applied to valid points of dark limb products:

- Products in dark limb illumination condition: GOM_NL__2P/NL_SUMMARY_QUALITY/obs_ill_cond=0
- Products without fatal errors: GOM_NL__2P/MPH/PRODUCT_ERR=0
- Valid point profile: GOM_NL__2P/NL_LOCAL_SPECIES_DENSITY/pcd(0)=0

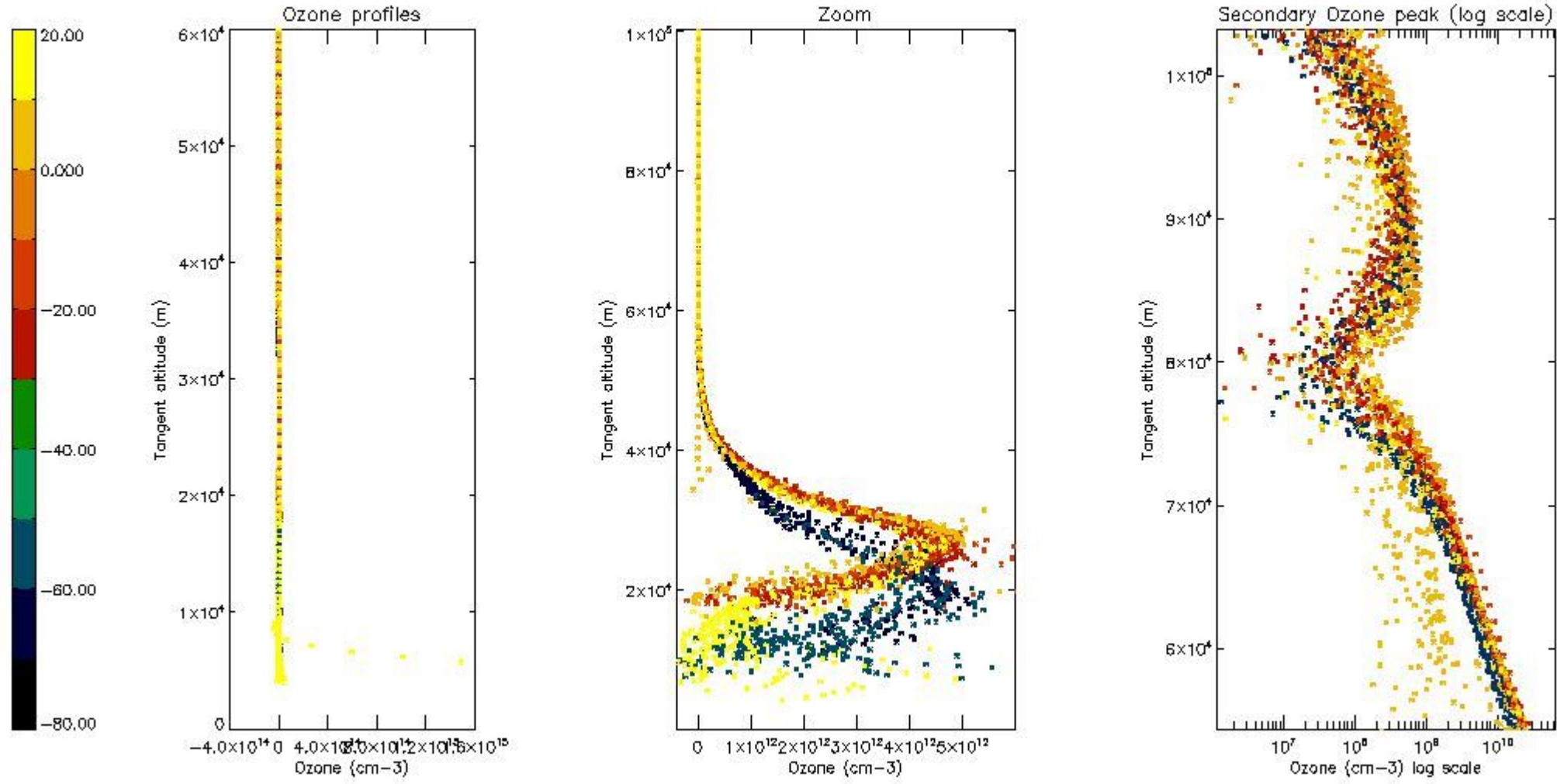
So, the table below shows the percentage of dark limb and valid observations for each criteria with respect to the overall valid daily observations.

Criteria	% of total production
All STD	31
STD < 20	18

STD < 10	15
STD < 5	12

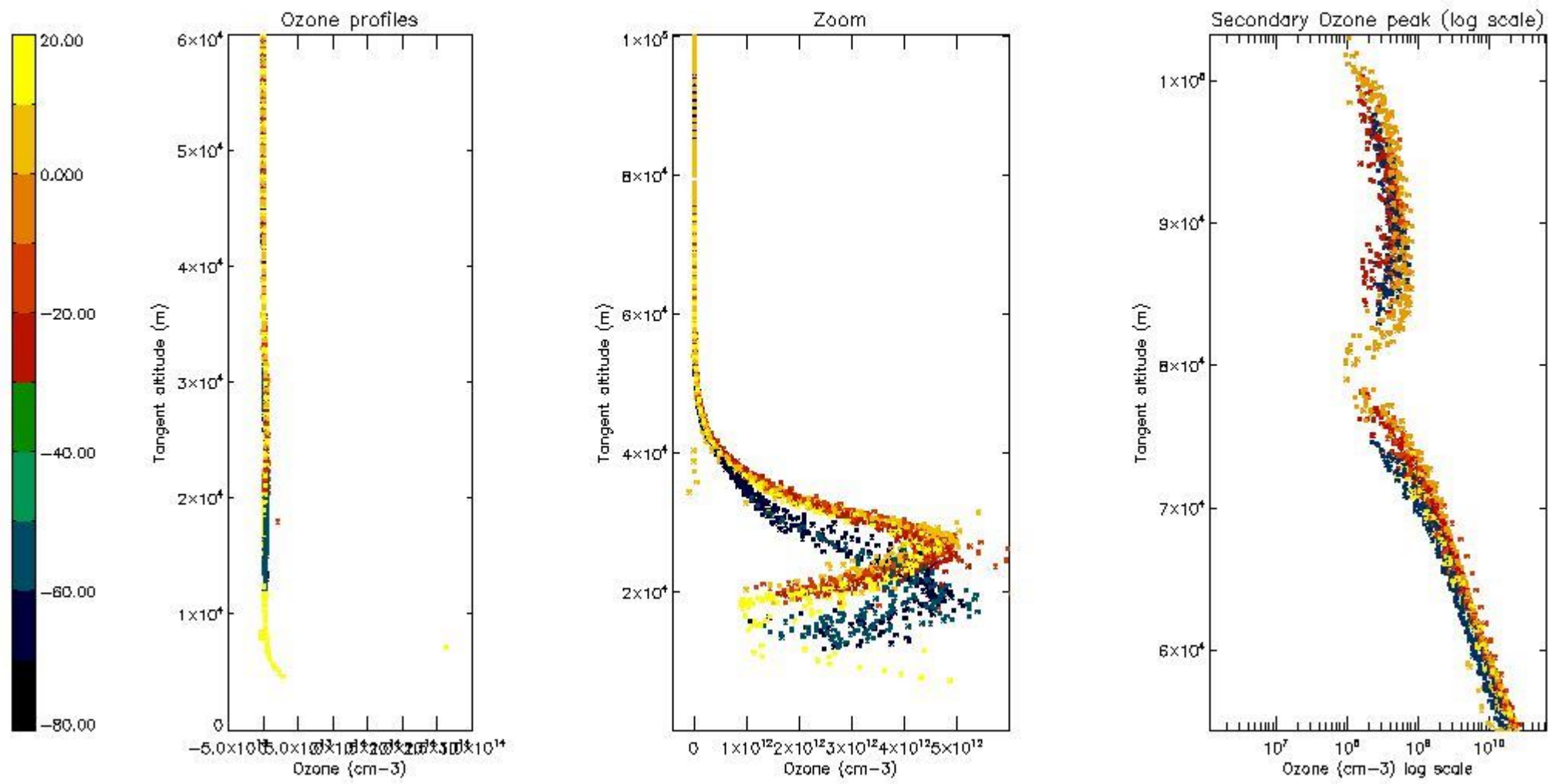
5.2 Plot ozone profiles for all STD (dark without errors)

The colorbar represents the latitude.



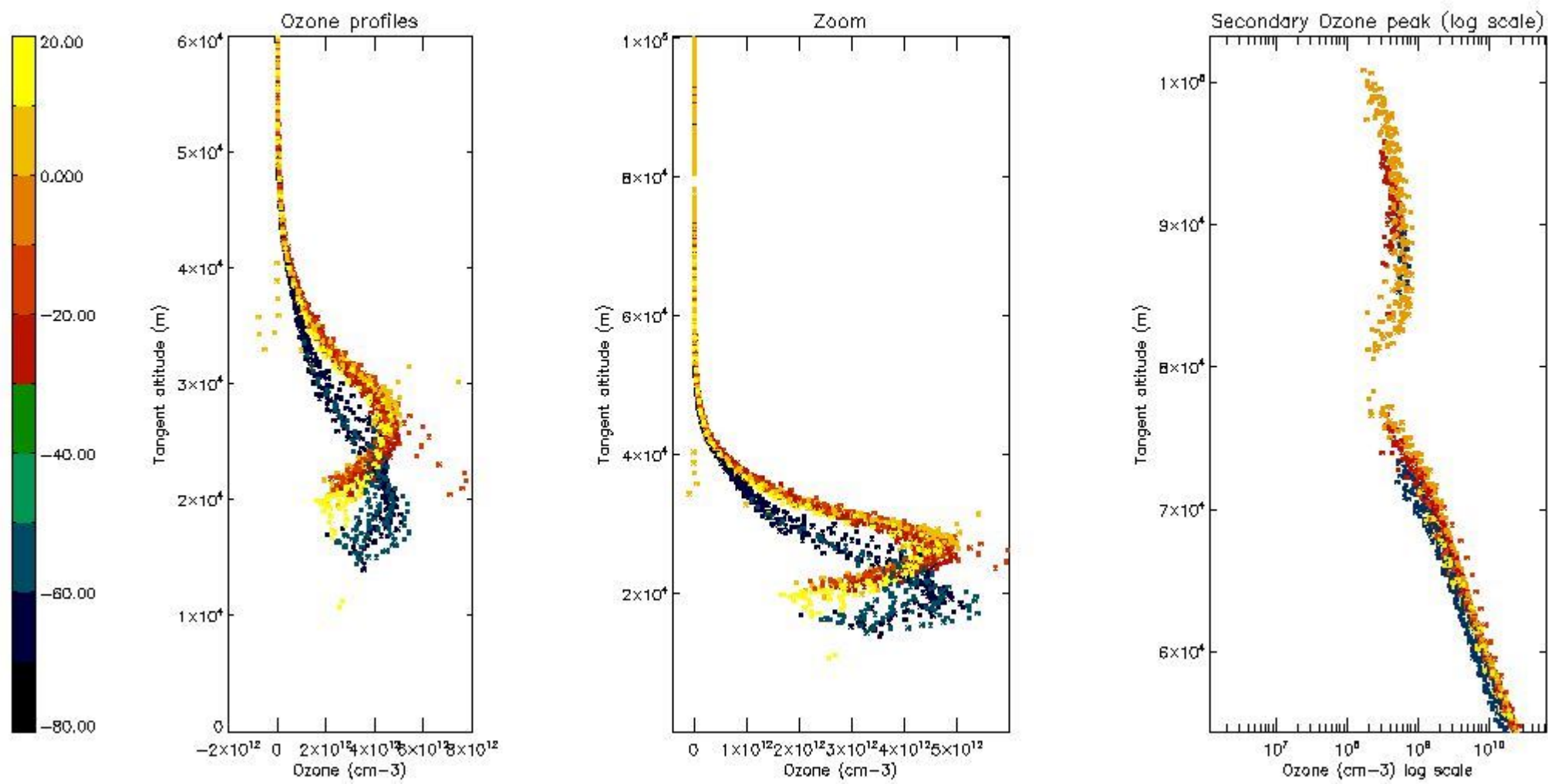
5.3 Plot ozone profiles where STD < 20% (dark without errors)

The colorbar represents the latitude.



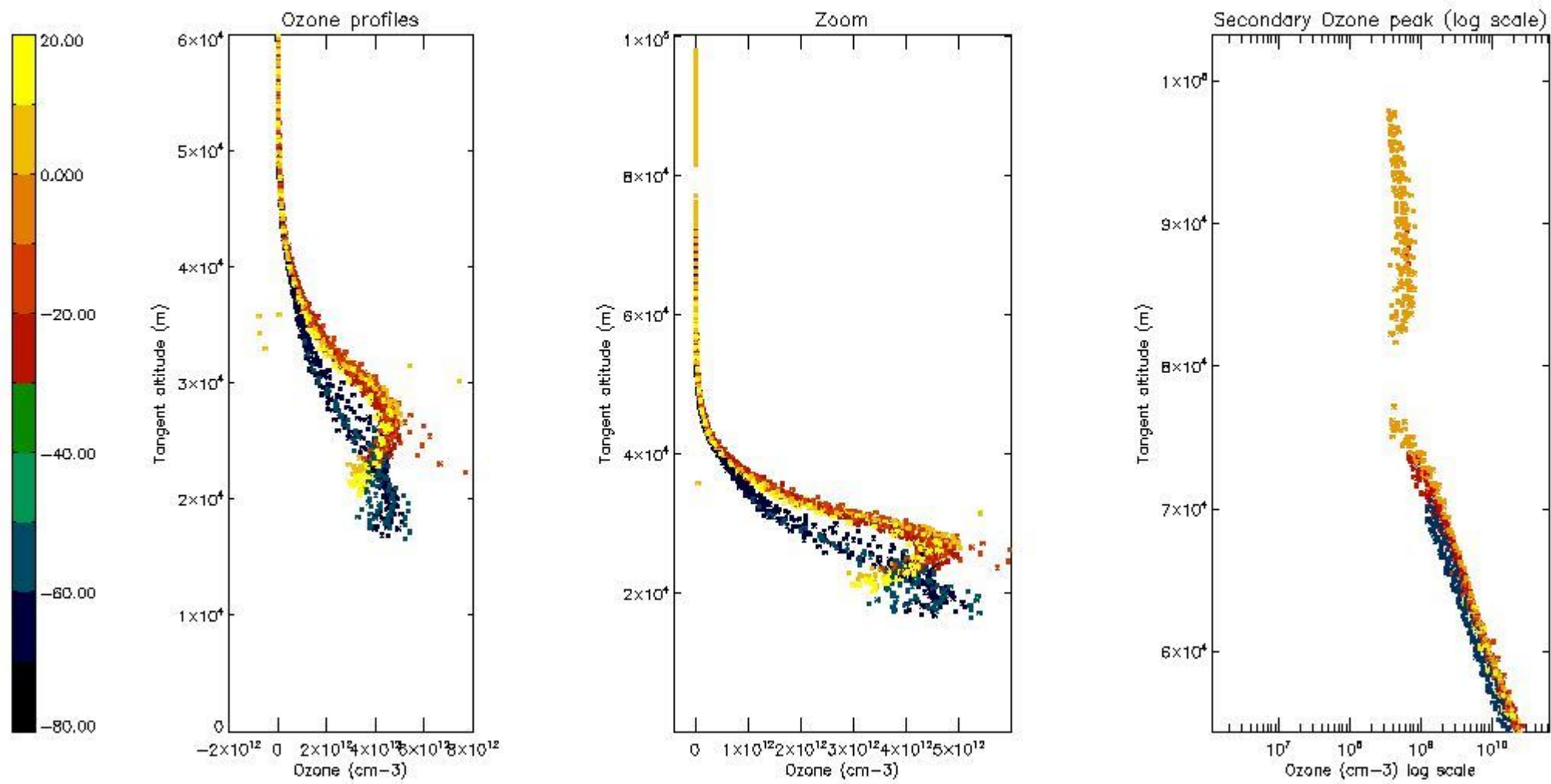
5.4 Plot ozone profiles where $STD < 10\%$ (dark without errors)

The colorbar represents the latitude.



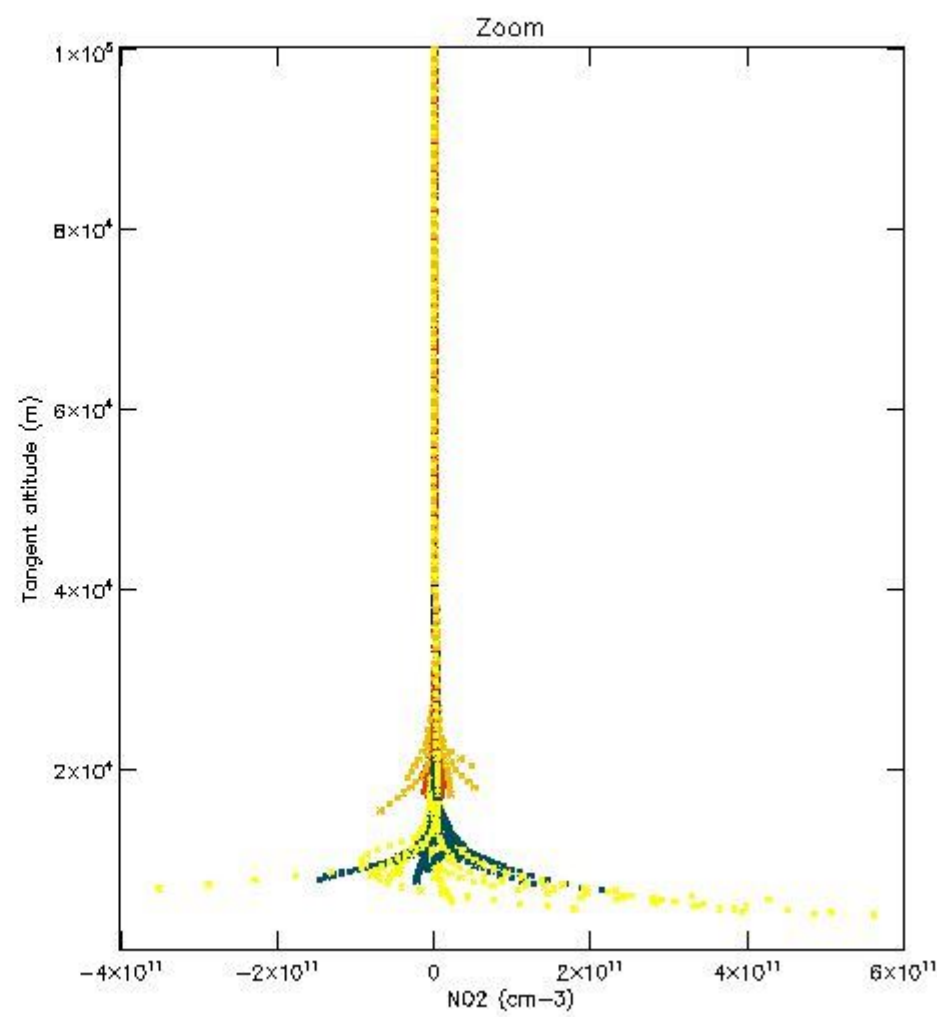
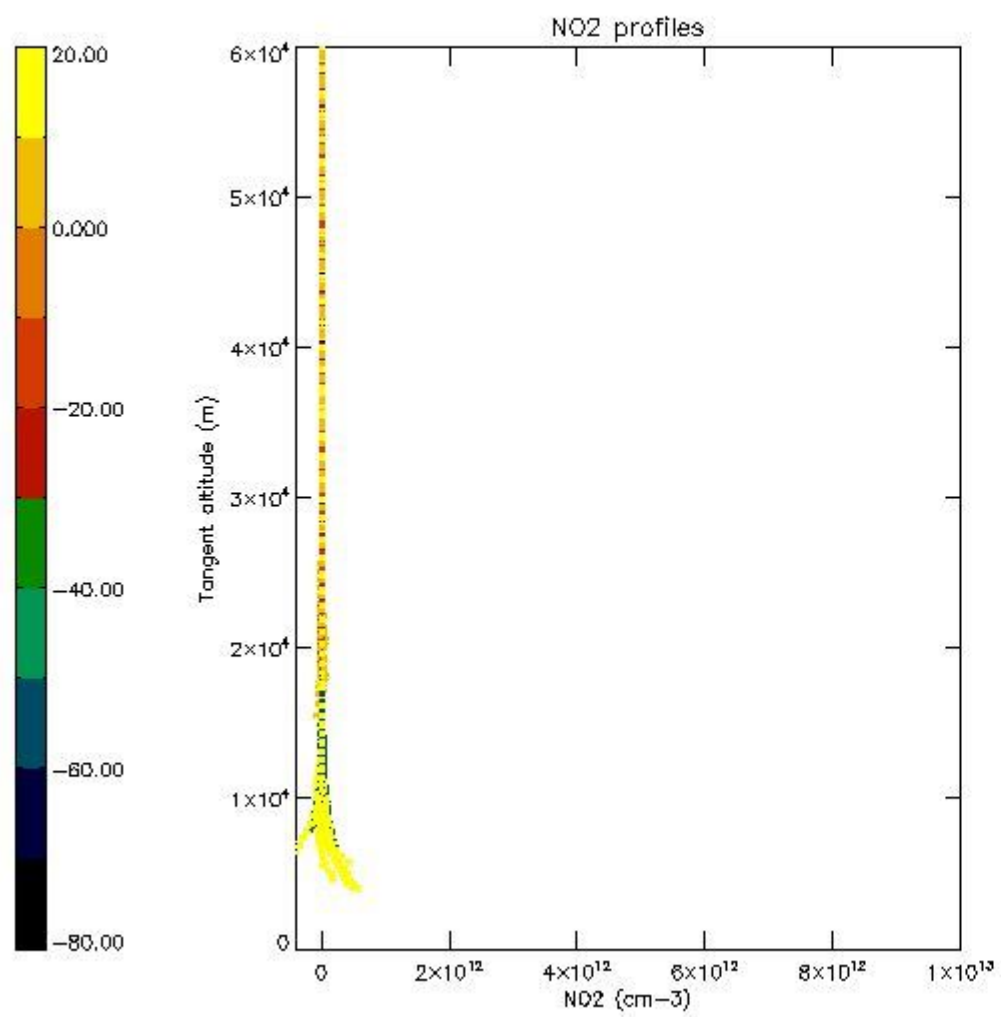
5.5 Plot ozone profiles where STD < 5% (dark without errors)

The colorbar represents the latitude.



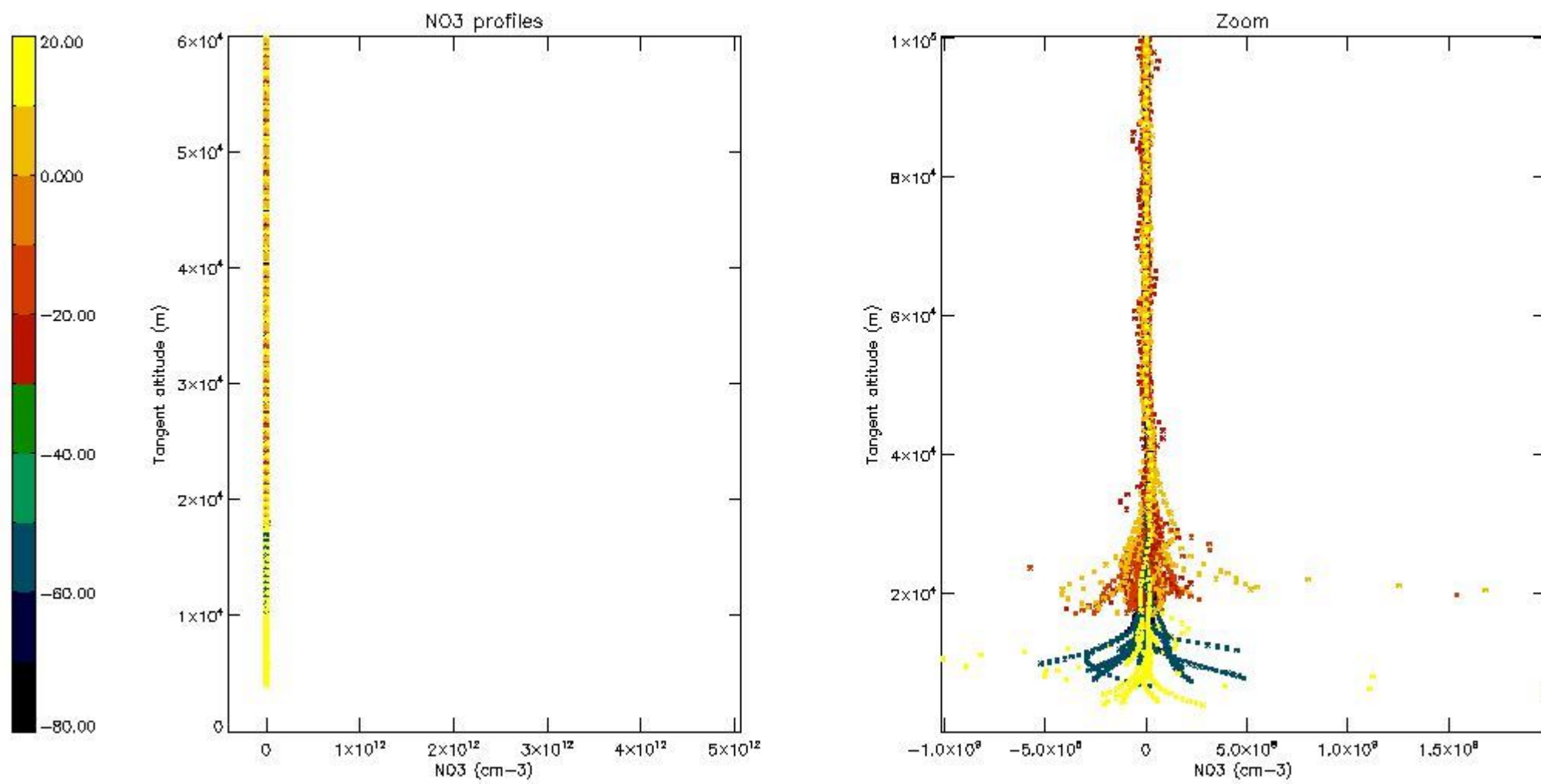
5.6 Plot NO₂ profiles for all STD (dark without errors)

The colorbar represents the latitude.



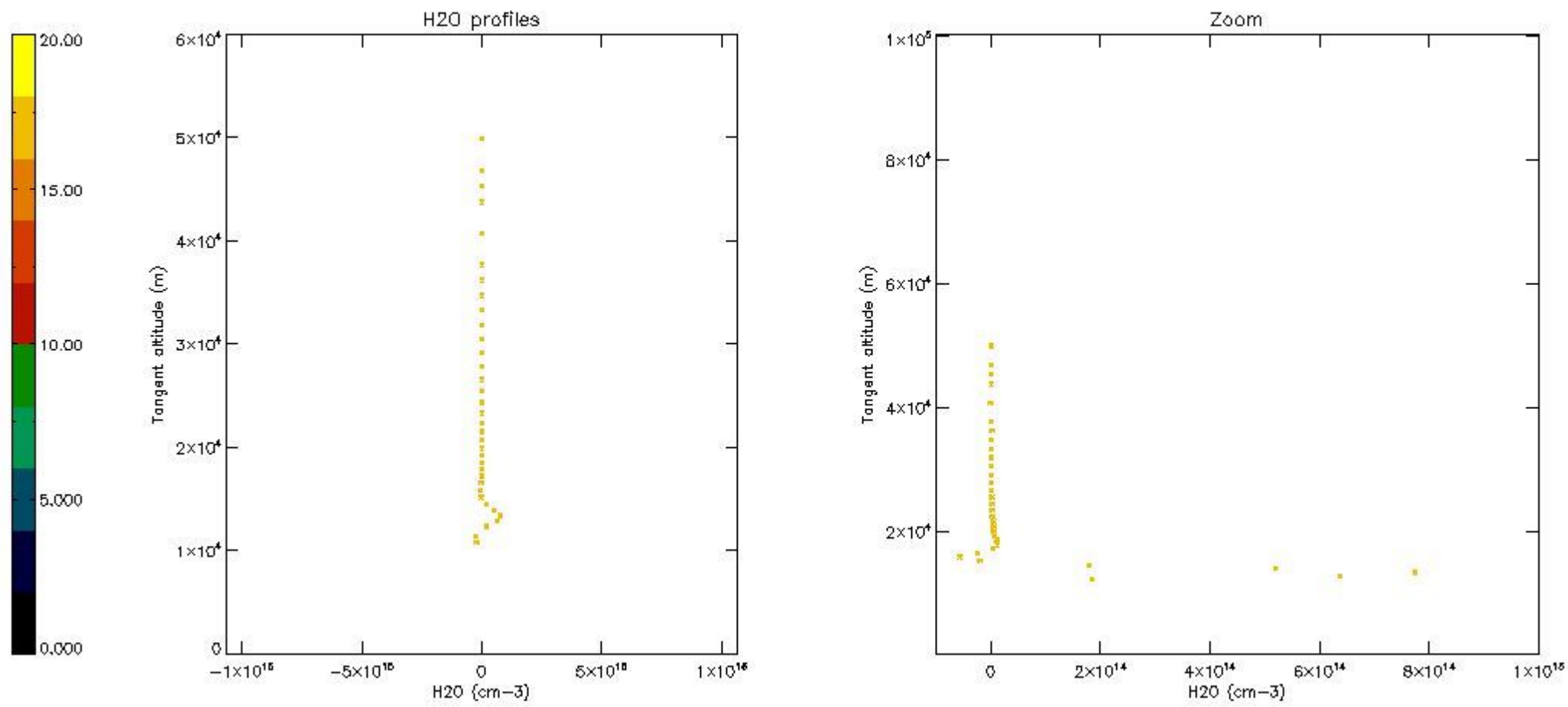
5.7 Plot NO3 profiles for all STD (dark without errors)

The colorbar represents the latitude.



5.8 Plot H2O profiles for all STD (only for occultations of stars 1,2,3,4,13,14,16,26,63 dark without errors)

The colorbar represents the latitude.



6. Auxiliary Data Files used for the production reported in section 2

The number reported in the third column indicates since which file (see list in section 2) the corresponding auxiliary file has been used. The fourth column is the date of those product files.

Type	Auxiliary Filename	Used since product	Used since product date
INST_PHYS_CHARACTERISTICS	GOM_INS_AXVIEC20091111_143220_20030716_120000_20500101_000000	1	29-MAR-2010 00:02:20
LEVEL-2_PROC_CONFIG	GOM_PR2_AXVIEC20091111_152718_20020301_000000_20500101_000000	1	29-MAR-2010 00:02:20
CROSS_SECTIONS_FILE	GOM_CRS_AXVIEC20091111_154832_20020301_000000_20500101_000000	1	29-MAR-2010 00:02:20

GOMOS Level 2 Daily Report

SUMMARY

[1. General Info](#)

[2. Summary of processed GOM_NL_2P products](#)

[3. Level 2 Quality information per product](#)

[3.1 Plot of level 2 quality information per product \(time dependant\)](#)

[3.2 Plot of level 2 quality information per product \(world map\)](#)

[4. Level 1 Quality information per product \(stored on level 2 products\)](#)

[4.1 Plot of level 1 quality information per product \(time dependant\)](#)

[4.1.1 Plot of level 1 quality information per product \(time dependant\): ASCENDING](#)

[4.1.2 Plot of level 1 quality information per product \(time dependant\): DESCENDING](#)

[4.2 Plot of level 1 quality information per product \(world map\)](#)

[4.2.1 Plot of level 1 quality information per product \(world map\): ASCENDING](#)

[4.2.2 Plot of level 1 quality information per product \(world map\): DESCENDING](#)

[5. Ozone profiles based on quality statistics and other trace gas profiles](#)

[5.1 Ozone statistics based on quality of products](#)

[5.2 Plot ozone profiles for all STD \(dark without errors\)](#)

[5.3 Plot ozone profiles where STD < 20% \(dark without errors\)](#)

[5.4. Plot ozone profiles where STD < 10% \(dark without errors\)](#)

[5.5. Plot ozone profiles where STD < 5% \(dark without errors\)](#)

[5.6 Plot NO2 profiles for all STD \(dark without errors\)](#)

[5.7 Plot NO3 profiles for all STD \(dark without errors\)](#)

[5.8 Plot H2O profiles \(only for occultations of stars 1,2,3,4,13,14,16,26,63 dark without errors\) for all STD](#)

[6. Auxiliary Data Files used for the production reported in section 2](#)

This report presents the daily analysis on parameters extracted from GOMOS level 2 data (GOM_NL__2P). It is intended to monitor some important parameters that will impact the quality of these products. A list of level 2 products (and content) that have arrived during the reporting day to the PCF is also given.

Item	Value
Time of report generation	29APR2013 09:04:49
Data source version	GOMOS/6.01
Start time of products	29-03-2010 (29MAR2010 00:00:00)
Stop time of products	30-03-2010 (30MAR2010 00:00:00)
Store outputs in DB	Yes
Nb of level 2 prods	315
Nb of prods with errors	0

2. Summary of processed GOM_NL__2P products.

Nr	Filename	UTC Start time	Limb	Duration	Star Id	Star Name	Star Mag	Star Temp	Nb Meas	Orbit	Prod. error
1	GOM_NL__2PRFIN20100329_000220_000000502088_00088_42226_1906.N1	29-MAR-2010 00:02:20	Dark	49.500	4	Alp1Cen	-0.010000	5800.0	99	42226	No
2	GOM_NL__2PRFIN20100329_000457_000000462088_00088_42226_1907.N1	29-MAR-2010 00:04:57	Straylight	45.500	78	Alp Lup	2.3040	28000.	91	42226	No
3	GOM_NL__2PRFIN20100329_000633_000000512088_00088_42226_1908.N1	29-MAR-2010 00:06:33	Straylight	50.500	81	Eta Cen	2.3560	28000.	101	42226	No
4	GOM_NL__2PRFIN20100329_000922_000000532088_00088_42226_1909.N1	29-MAR-2010 00:09:22	Straylight	53.000	54	5The Cen	2.0550	4500.0	106	42226	No
5	GOM_NL__2PRFIN20100329_001538_000000472088_00088_42226_1910.N1	29-MAR-2010 00:15:38	Straylight	46.500	106	9Bet Crv	2.6480	5600.0	93	42226	No
6	GOM_NL__2PRFIN20100329_001739_000000452088_00088_42226_1911.N1	29-MAR-2010 00:17:39	Twilight_stray	44.500	100	4Gam Crv	2.5800	13100.	89	42226	No
7	GOM_NL__2PRFIN20100329_002257_000000482088_00088_42226_1912.N1	29-MAR-2010 00:22:57	Bright	48.000	121	29Gam Vir	2.7400	7200.0	96	42226	No
8	GOM_NL__2PRFIN20100329_002734_000000422088_00088_42226_1913.N1	29-MAR-2010 00:27:34	Bright	41.500	62	94Bet Leo	2.1360	9700.0	83	42226	No
9	GOM_NL__2PRFIN20100329_002906_000000392088_00088_42226_1914.N1	29-MAR-2010 00:29:06	Bright	38.500	96	68Del Leo	2.5600	9300.0	77	42226	No
10	GOM_NL__2PRFIN20100329_003558_000000482088_00088_42226_1915.N1	29-MAR-2010 00:35:58	Bright	47.500	174	52Psi UMa	3.0040	4400.0	95	42226	No
11	GOM_NL__2PRFIN20100329_003917_000000382088_00088_42226_1916.N1	29-MAR-2010 00:39:17	Bright	37.500	82	48Bet UMa	2.3650	10600.	75	42226	No
12	GOM_NL__2PRFIN20100329_004049_000000382088_00088_42226_1917.N1	29-MAR-2010 00:40:49	Bright	38.000	36	50Alp UMa	1.8000	6300.0	76	42226	No
13	GOM_NL__2PRFIN20100329_004721_000000362088_00088_42226_1918.N1	29-MAR-2010 00:47:21	Bright	36.000	60	7Bet UMi	2.0810	3950.0	72	42226	No
14	GOM_NL__2PRFIN20100329_005632_000000382088_00088_42226_1919.N1	29-MAR-2010 00:56:32	Bright	38.000	89	5Alp Cep	2.4510	8000.0	76	42226	No
15	GOM_NL__2PRFIN20100329_010133_000000452088_00088_42226_1920.N1	29-MAR-2010 01:01:33	Bright	45.000	144	18Del Cyg	2.8600	11000.	90	42226	No
16	GOM_NL__2PRFIN20100329_010320_000000412088_00088_42226_1921.N1	29-MAR-2010 01:03:20	Bright	41.000	66	37Gam Cyg	2.2080	5900.0	82	42226	No
17	GOM_NL__2PRFIN20100329_010517_000000432088_00088_42226_1922.N1	29-MAR-2010 01:05:17	Bright	42.500	92	53Eps Cyg	2.5000	4500.0	85	42226	No
18	GOM_NL__2PRFIN20100329_011454_000000662088_00088_42226_1923.N1	29-MAR-2010 01:14:54	Dark	65.500	11	53Alp Aql	0.76500	8000.0	131	42226	No
19	GOM_NL__2PRFIN20100329_012838_000000552088_00088_42226_1924.N1	29-MAR-2010 01:28:38	Dark	54.500	57	34Sig Sgr	2.0660	26000.	109	42226	No
20	GOM_NL__2PRFIN20100329_013623_000000542088_00089_42227_1911.N1	29-MAR-2010 01:36:23	Dark	54.000	25	35Lam Sco	1.6200	28000.	108	42227	No
21	GOM_NL__2PRFIN20100329_014016_000000392088_00089_42227_1912.N1	29-MAR-2010 01:40:16	Dark	39.000	134	Bet TrA	2.8100	6600.0	78	42227	No
22	GOM_NL__2PRFIN20100329_014257_000000552088_00089_42227_1913.N1	29-MAR-2010 01:42:57	Dark	55.000	4	Alp1Cen	-0.010000	5800.0	110	42227	No
23	GOM_NL__2PRFIN20100329_014534_000000462088_00089_42227_1914.N1	29-MAR-2010 01:45:34	Straylight	46.000	78	Alp Lup	2.3040	28000.	92	42227	No
24	GOM_NL__2PRFIN20100329_014710_000000512088_00089_42227_1915.N1	29-MAR-2010 01:47:10	Straylight	51.000	81	Eta Cen	2.3560	28000.	102	42227	No
25	GOM_NL__2PRFIN20100329_014959_000000522088_00089_42227_1916.N1	29-MAR-2010 01:49:59	Straylight	51.500	54	5The Cen	2.0550	4500.0	103	42227	No
26	GOM_NL__2PRFIN20100329_015615_000000422088_00089_42227_1917.N1	29-MAR-2010 01:56:15	Straylight	42.000	106	9Bet Crv	2.6480	5600.0	84	42227	No
27	GOM_NL__2PRFIN20100329_015815_000000452088_00089_42227_1918.N1	29-MAR-2010 01:58:15	Twilight_stray	44.500	100	4Gam Crv	2.5800	13100.	89	42227	No
28	GOM_NL__2PRFIN20100329_020333_000000482088_00089_42227_1919.N1	29-MAR-2010 02:03:33	Bright	47.500	121	29Gam Vir	2.7400	7200.0	95	42227	No
29	GOM_NL__2PRFIN20100329_020810_000000412088_00089_42227_1920.N1	29-MAR-2010 02:08:10	Bright	40.500	62	94Bet Leo	2.1360	9700.0	81	42227	No
30	GOM_NL__2PRFIN20100329_020942_000000382088_00089_42227_1921.N1	29-MAR-2010 02:09:42	Bright	38.000	96	68Del Leo	2.5600	9300.0	76	42227	No
31	GOM_NL__2PRFIN20100329_021634_000000362088_00089_42227_1922.N1	29-MAR-2010 02:16:34	Bright	36.000	174	52Psi UMa	3.0040	4400.0	72	42227	No
32	GOM_NL__2PRFIN20100329_021953_000000352088_00089_42227_1923.N1	29-MAR-2010 02:19:53	Bright	34.500	82	48Bet UMa	2.3650	10600.	69	42227	No
33	GOM_NL__2PRFIN20100329_022125_000000382088_00089_42227_1924.N1	29-MAR-2010 02:21:25	Bright	38.000	36	50Alp UMa	1.8000	6300.0	76	42227	No
34	GOM_NL__2PRFIN20100329_022756_000000582088_00089_42227_1925.N1	29-MAR-2010 02:27:56	Bright	57.500	60	7Bet UMi	2.0810	3950.0	115	42227	No
35	GOM_NL__2PRFIN20100329_023707_000000372088_00089_42227_1926.N1	29-MAR-2010 02:37:07	Bright	37.000	89	5Alp Cep	2.4510	8000.0	74	42227	No
36	GOM_NL__2PRFIN20100329_024208_000000652088_00089_42227_1927.N1	29-MAR-2010 02:42:08	Bright	65.000	144	18Del Cyg	2.8600	11000.	130	42227	No
37	GOM_NL__2PRFIN20100329_024356_000000452088_00089_42227_1928.N1	29-MAR-2010 02:43:56	Bright	44.500	66	37Gam Cyg	2.2080	5900.0	89	42227	No
38	GOM_NL__2PRFIN20100329_024553_000000412088_00089_42227_1929.N1	29-MAR-2010 02:45:53	Bright	41.000	92	53Eps Cyg	2.5000	4500.0	82	42227	No
39	GOM_NL__2PRFIN20100329_025530_000000642088_00089_42227_1930.N1	29-MAR-2010 02:55:30	Dark	64.000	11	53Alp Aql	0.76500	8000.0	128	42227	No
40	GOM_NL__2PRFIN20100329_030915_000000522088_00089_42227_1931.N1	29-MAR-2010 03:09:15	Dark	51.500	57	34Sig Sgr	2.0660	26000.	103	42227	No
41	GOM_NL__2PRFIN20100329_031700_000000542088_00090_42228_1919.N1	29-MAR-2010 03:17:00	Dark	53.500	25	35Lam Sco	1.6200	28000.	107	42228	No
42	GOM_NL__2PRFIN20100329_032053_000000392088_00090_42228_1920.N1	29-MAR-2010 03:20:53	Dark	39.000	134	Bet TrA	2.8100	6600.0	78	42228	No

43	GOM_NL__2PRFIN20100329_032333_000000452088_00090_42228_1921.N1	29-MAR-2010 03:23:33	Dark	44.500	4	Alp1Cen	-0.010000	5800.0	89	42228	No
44	GOM_NL__2PRFIN20100329_032611_000000452088_00090_42228_1922.N1	29-MAR-2010 03:26:11	Straylight	44.500	78	Alp Lup	2.3040	28000.	89	42228	No
45	GOM_NL__2PRFIN20100329_032746_000000492088_00090_42228_1923.N1	29-MAR-2010 03:27:46	Straylight	49.000	81	Eta Cen	2.3560	28000.	98	42228	No
46	GOM_NL__2PRFIN20100329_033035_000000552088_00090_42228_1924.N1	29-MAR-2010 03:30:35	Straylight	55.000	54	5The Cen	2.0550	4500.0	110	42228	No
47	GOM_NL__2PRFIN20100329_033651_000000472088_00090_42228_1925.N1	29-MAR-2010 03:36:51	Straylight	47.000	106	9Bet Crv	2.6480	5600.0	94	42228	No
48	GOM_NL__2PRFIN20100329_033852_000000432088_00090_42228_1926.N1	29-MAR-2010 03:38:52	Tw_i_and_stray	42.500	100	4Gam Crv	2.5800	13100.	85	42228	No
49	GOM_NL__2PRFIN20100329_034409_000000462088_00090_42228_1927.N1	29-MAR-2010 03:44:09	Bright	45.500	121	29Gam Vir	2.7400	7200.0	91	42228	No
50	GOM_NL__2PRFIN20100329_034846_000000402088_00090_42228_1928.N1	29-MAR-2010 03:48:46	Bright	40.000	62	94Bet Leo	2.1360	9700.0	80	42228	No
51	GOM_NL__2PRFIN20100329_035018_000000372088_00090_42228_1929.N1	29-MAR-2010 03:50:18	Bright	36.500	96	68Del Leo	2.5600	9300.0	73	42228	No
52	GOM_NL__2PRFIN20100329_035710_000000372088_00090_42228_1930.N1	29-MAR-2010 03:57:10	Bright	37.000	174	52Psi UMa	3.0040	4400.0	74	42228	No
53	GOM_NL__2PRFIN20100329_040029_000000382088_00090_42228_1931.N1	29-MAR-2010 04:00:29	Bright	37.500	82	48Bet UMa	2.3650	10600.	75	42228	No
54	GOM_NL__2PRFIN20100329_040201_000000532088_00090_42228_1932.N1	29-MAR-2010 04:02:01	Bright	53.000	36	50Alp UMa	1.8000	6300.0	106	42228	No
55	GOM_NL__2PRFIN20100329_040832_000000582088_00090_42228_1933.N1	29-MAR-2010 04:08:32	Bright	57.500	60	7Bet UMi	2.0810	3950.0	115	42228	No
56	GOM_NL__2PRFIN20100329_041743_000000372088_00090_42228_1934.N1	29-MAR-2010 04:17:43	Bright	37.000	89	5Alp Cep	2.4510	8000.0	74	42228	No
57	GOM_NL__2PRFIN20100329_042245_000000462088_00090_42228_1935.N1	29-MAR-2010 04:22:45	Bright	46.000	144	18Del Cyg	2.8600	11000.	92	42228	No
58	GOM_NL__2PRFIN20100329_042432_000000422088_00090_42228_1936.N1	29-MAR-2010 04:24:32	Bright	41.500	66	37Gam Cyg	2.2080	5900.0	83	42228	No
59	GOM_NL__2PRFIN20100329_042629_000000422088_00090_42228_1937.N1	29-MAR-2010 04:26:29	Bright	42.000	92	53Eps Cyg	2.5000	4500.0	84	42228	No
60	GOM_NL__2PRFIN20100329_043607_000000672088_00090_42228_1938.N1	29-MAR-2010 04:36:07	Dark	66.500	11	53Alp Aql	0.76500	8000.0	133	42228	No
61	GOM_NL__2PRFIN20100329_044952_000000542088_00090_42228_1939.N1	29-MAR-2010 04:49:52	Dark	53.500	57	34Sig Sgr	2.0660	26000.	107	42228	No
62	GOM_NL__2PRFIN20100329_045328_000000532088_00091_42229_1931.N1	29-MAR-2010 04:53:28	Dark	52.500	38	20Eps Sgr	1.8360	11000.	105	42229	No
63	GOM_NL__2PRFIN20100329_045738_000000562088_00091_42229_1932.N1	29-MAR-2010 04:57:38	Dark	56.000	25	35Lam Sco	1.6200	28000.	112	42229	No
64	GOM_NL__2PRFIN20100329_050129_000000402088_00091_42229_1933.N1	29-MAR-2010 05:01:29	Dark	40.000	134	Bet TrA	2.8100	6600.0	80	42229	No
65	GOM_NL__2PRFIN20100329_050410_000000452088_00091_42229_1934.N1	29-MAR-2010 05:04:10	Dark	45.000	4	Alp1Cen	-0.010000	5800.0	90	42229	No
66	GOM_NL__2PRFIN20100329_050647_000000452088_00091_42229_1935.N1	29-MAR-2010 05:06:47	Straylight	45.000	78	Alp Lup	2.3040	28000.	90	42229	No
67	GOM_NL__2PRFIN20100329_050823_000000512088_00091_42229_1936.N1	29-MAR-2010 05:08:23	Straylight	50.500	81	Eta Cen	2.3560	28000.	101	42229	No
68	GOM_NL__2PRFIN20100329_051112_000000542088_00091_42229_1937.N1	29-MAR-2010 05:11:12	Straylight	53.500	54	5The Cen	2.0550	4500.0	107	42229	No
69	GOM_NL__2PRFIN20100329_051727_000000492088_00091_42229_1938.N1	29-MAR-2010 05:17:27	Tw_i_and_stray	49.000	106	9Bet Crv	2.6480	5600.0	98	42229	No
70	GOM_NL__2PRFIN20100329_051928_000000422088_00091_42229_1939.N1	29-MAR-2010 05:19:28	Tw_i_and_stray	42.000	100	4Gam Crv	2.5800	13100.	84	42229	No
71	GOM_NL__2PRFIN20100329_052445_000000452088_00091_42229_1940.N1	29-MAR-2010 05:24:45	Bright	45.000	121	29Gam Vir	2.7400	7200.0	90	42229	No
72	GOM_NL__2PRFIN20100329_052922_000000412088_00091_42229_1941.N1	29-MAR-2010 05:29:22	Bright	40.500	62	94Bet Leo	2.1360	9700.0	81	42229	No
73	GOM_NL__2PRFIN20100329_053054_000000372088_00091_42229_1942.N1	29-MAR-2010 05:30:54	Bright	37.000	96	68Del Leo	2.5600	9300.0	74	42229	No
74	GOM_NL__2PRFIN20100329_053746_000000372088_00091_42229_1943.N1	29-MAR-2010 05:37:46	Bright	37.000	174	52Psi UMa	3.0040	4400.0	74	42229	No
75	GOM_NL__2PRFIN20100329_054105_000000372088_00091_42229_1944.N1	29-MAR-2010 05:41:05	Bright	36.500	82	48Bet UMa	2.3650	10600.	73	42229	No
76	GOM_NL__2PRFIN20100329_054237_000000532088_00091_42229_1945.N1	29-MAR-2010 05:42:37	Bright	53.000	36	50Alp UMa	1.8000	6300.0	106	42229	No
77	GOM_NL__2PRFIN20100329_054907_000000582088_00091_42229_1946.N1	29-MAR-2010 05:49:07	Bright	57.500	60	7Bet UMi	2.0810	3950.0	115	42229	No
78	GOM_NL__2PRFIN20100329_055819_000000392088_00091_42229_1947.N1	29-MAR-2010 05:58:19	Bright	39.000	89	5Alp Cep	2.4510	8000.0	78	42229	No
79	GOM_NL__2PRFIN20100329_060321_000000442088_00091_42229_1948.N1	29-MAR-2010 06:03:21	Bright	44.000	144	18Del Cyg	2.8600	11000.	88	42229	No
80	GOM_NL__2PRFIN20100329_060508_000000452088_00091_42229_1949.N1	29-MAR-2010 06:05:08	Bright	45.000	66	37Gam Cyg	2.2080	5900.0	90	42229	No
81	GOM_NL__2PRFIN20100329_060705_000000432088_00091_42229_1950.N1	29-MAR-2010 06:07:05	Bright	43.000	92	53Eps Cyg	2.5000	4500.0	86	42229	No
82	GOM_NL__2PRFIN20100329_061644_000000682088_00091_42229_1951.N1	29-MAR-2010 06:16:44	Dark	67.500	11	53Alp Aql	0.76500	8000.0	135	42229	No
83	GOM_NL__2PRFIN20100329_063029_000000522088_00091_42229_1952.N1	29-MAR-2010 06:30:29	Dark	52.000	57	34Sig Sgr	2.0660	26000.	104	42229	No
84	GOM_NL__2PRFIN20100329_063405_000000542088_00092_42230_1959.N1	29-MAR-2010 06:34:05	Dark	54.000	38	20Eps Sgr	1.8360	11000.	108	42230	No
85	GOM_NL__2PRFIN20100329_063815_000000572088_00092_42230_1960.N1	29-MAR-2010 06:38:15	Dark	56.500	25	35Lam Sco	1.6200	28000.	113	42230	No
86	GOM_NL__2PRFIN20100329_064206_000000402088_00092_42230_1961.N1	29-MAR-2010 06:42:06	Dark	39.500	134	Bet TrA	2.8100	6600.0	79	42230	No
87	GOM_NL__2PRFIN20100329_064446_000000452088_00092_42230_1962.N1	29-MAR-2010 06:44:46	Dark	44.500	4	Alp1Cen	-0.010000	5800.0	89	42230	No
88	GOM_NL__2PRFIN20100329_064724_000000462088_00092_42230_1963.N1	29-MAR-2010 06:47:24	Straylight	45.500	78	Alp Lup	2.3040	28000.	91	42230	No
89	GOM_NL__2PRFIN20100329_064859_000000512088_00092_42230_1964.N1	29-MAR-2010 06:48:59	Straylight	50.500	81	Eta Cen	2.3560	28000.	101	42230	No
90	GOM_NL__2PRFIN20100329_065148_000000552088_00092_42230_1965.N1	29-MAR-2010 06:51:48	Straylight	54.500	54	5The Cen	2.0550	4500.0	109	42230	No
91	GOM_NL__2PRFIN20100329_065803_000000462088_00092_42230_1966.N1	29-MAR-2010 06:58:03	Straylight	46.000	106	9Bet Crv	2.6480	5600.0	92	42230	No
92	GOM_NL__2PRFIN20100329_070004_000000432088_00092_42230_1967.N1	29-MAR-2010 07:00:04	Tw_i_and_stray	43.000	100	4Gam Crv	2.5800	13100.	86	42230	No
93	GOM_NL__2PRFIN20100329_070520_000000462088_00092_42230_1968.N1	29-MAR-2010 07:05:20	Bright	46.000	121	29Gam Vir	2.7400	7200.0	92	42230	No
94	GOM_NL__2PRFIN20100329_070958_000000432088_00092_42230_1969.N1	29-MAR-2010 07:09:58	Bright	42.500	62	94Bet Leo	2.1360	9700.0	85	42230	No
95	GOM_NL__2PRFIN20100329_071130_000000372088_00092_42230_1970.N1	29-MAR-2010 07:11:30	Bright	37.000	96	68Del Leo	2.5600	9300.0	74	42230	No
96	GOM_NL__2PRFIN20100329_071822_000000392088_00092_42230_1971.N1	29-MAR-2010 07:18:22	Bright	38.500	174	52Psi UMa	3.0040	4400.0	77	42230	No
97	GOM_NL__2PRFIN20100329_072141_000000362088_00092_42230_1972.N1	29-MAR-2010 07:21:41	Bright	35.500	82	48Bet UMa	2.3650	10600.	71	42230	No
98	GOM_NL__2PRFIN20100329_072313_000000372088_00092_42230_1973.N1	29-MAR-2010 07:23:13	Bright	36.500	36	50Alp UMa	1.8000	6300.0	73	42230	No
99	GOM_NL__2PRFIN20100329_072943_000000582088_00092_42230_1974.N1	29-MAR-2010 07:29:43	Bright	58.000	60	7Bet UMi	2.0810	3950.0	116	42230	No
100	GOM_NL__2PRFIN20100329_073855_000000362088_00092_42230_1975.N1	29-MAR-2010 07:38:55	Bright	36.000	89	5Alp Cep	2.4510	8000.0	72	42230	No
101	GOM_NL__2PRFIN20100329_074356_000000442088_00092_42230_1976.N1	29-MAR-2010 07:43:56	Bright	43.500	144	18Del Cyg	2.8600	11000.	87	42230	No

102	GOM_NL__2PRFIN20100329_074544_000000442088_00092_42230_1977.N1	29-MAR-2010 07:45:44	Bright	44.000	66	37Gam Cyg	2.2080	5900.0	88	42230	No
103	GOM_NL__2PRFIN20100329_074741_000000432088_00092_42230_1978.N1	29-MAR-2010 07:47:41	Bright	43.000	92	53Eps Cyg	2.5000	4500.0	86	42230	No
104	GOM_NL__2PRFIN20100329_075720_000000672088_00092_42230_1979.N1	29-MAR-2010 07:57:20	Dark	66.500	11	53Alp Aql	0.76500	8000.0	133	42230	No
105	GOM_NL__2PRFIN20100329_081107_000000542088_00092_42230_1980.N1	29-MAR-2010 08:11:07	Dark	53.500	57	34Sig Sgr	2.0660	26000.	107	42230	No
106	GOM_NL__2PRFIN20100329_081443_000000542088_00093_42231_1967.N1	29-MAR-2010 08:14:43	Dark	54.000	38	20Eps Sgr	1.8360	11000.	108	42231	No
107	GOM_NL__2PRFIN20100329_081852_000000582088_00093_42231_1968.N1	29-MAR-2010 08:18:52	Dark	57.500	25	35Lam Sco	1.6200	28000.	115	42231	No
108	GOM_NL__2PRFIN20100329_082242_000000402088_00093_42231_1969.N1	29-MAR-2010 08:22:42	Dark	39.500	134	Bet TrA	2.8100	6600.0	79	42231	No
109	GOM_NL__2PRFIN20100329_082523_000000522088_00093_42231_1970.N1	29-MAR-2010 08:25:23	Dark	52.000	4	Alp1Cen	-0.010000	5800.0	104	42231	No
110	GOM_NL__2PRFIN20100329_082801_000000462088_00093_42231_1971.N1	29-MAR-2010 08:28:01	Straylight	46.000	78	Alp Lup	2.3040	28000.	92	42231	No
111	GOM_NL__2PRFIN20100329_082936_000000492088_00093_42231_1972.N1	29-MAR-2010 08:29:36	Straylight	49.000	81	Eta Cen	2.3560	28000.	98	42231	No
112	GOM_NL__2PRFIN20100329_083224_000000552088_00093_42231_1973.N1	29-MAR-2010 08:32:24	Straylight	54.500	54	5The Cen	2.0550	4500.0	109	42231	No
113	GOM_NL__2PRFIN20100329_083839_000000482088_00093_42231_1974.N1	29-MAR-2010 08:38:39	Tw_i_and_stray	48.000	106	9Bet Crv	2.6480	5600.0	96	42231	No
114	GOM_NL__2PRFIN20100329_084040_000000442088_00093_42231_1975.N1	29-MAR-2010 08:40:40	Tw_i_and_stray	43.500	100	4Gam Crv	2.5800	13100.	87	42231	No
115	GOM_NL__2PRFIN20100329_084556_000000462088_00093_42231_1976.N1	29-MAR-2010 08:45:56	Bright	46.000	121	29Gam Vir	2.7400	7200.0	92	42231	No
116	GOM_NL__2PRFIN20100329_085033_000000412088_00093_42231_1977.N1	29-MAR-2010 08:50:33	Bright	41.000	62	94Bet Leo	2.1360	9700.0	82	42231	No
117	GOM_NL__2PRFIN20100329_085205_000000372088_00093_42231_1978.N1	29-MAR-2010 08:52:05	Bright	37.000	96	68Del Leo	2.5600	9300.0	74	42231	No
118	GOM_NL__2PRFIN20100329_085857_000000372088_00093_42231_1979.N1	29-MAR-2010 08:58:57	Bright	36.500	174	52Psi UMa	3.0040	4400.0	73	42231	No
119	GOM_NL__2PRFIN20100329_090217_000000372088_00093_42231_1980.N1	29-MAR-2010 09:02:17	Bright	37.000	82	48Bet UMa	2.3650	10600.	74	42231	No
120	GOM_NL__2PRFIN20100329_090348_000000392088_00093_42231_1981.N1	29-MAR-2010 09:03:48	Bright	39.000	36	50Alp UMa	1.8000	6300.0	78	42231	No
121	GOM_NL__2PRFIN20100329_091019_000000432088_00093_42231_1982.N1	29-MAR-2010 09:10:19	Bright	42.500	60	7Bet UMi	2.0810	3950.0	85	42231	No
122	GOM_NL__2PRFIN20100329_091931_000000392088_00093_42231_1983.N1	29-MAR-2010 09:19:31	Bright	38.500	89	5Alp Cep	2.4510	8000.0	77	42231	No
123	GOM_NL__2PRFIN20100329_092432_000000472088_00093_42231_1984.N1	29-MAR-2010 09:24:32	Bright	47.000	144	18Del Cyg	2.8600	11000.	94	42231	No
124	GOM_NL__2PRFIN20100329_092620_000000442088_00093_42231_1985.N1	29-MAR-2010 09:26:20	Bright	43.500	66	37Gam Cyg	2.2080	5900.0	87	42231	No
125	GOM_NL__2PRFIN20100329_092817_000000432088_00093_42231_1986.N1	29-MAR-2010 09:28:17	Bright	42.500	92	53Eps Cyg	2.5000	4500.0	85	42231	No
126	GOM_NL__2PRFIN20100329_093757_000000602088_00093_42231_1987.N1	29-MAR-2010 09:37:57	Dark	60.000	11	53Alp Aql	0.76500	8000.0	120	42231	No
127	GOM_NL__2PRFIN20100329_095144_000000532088_00093_42231_1988.N1	29-MAR-2010 09:51:44	Dark	52.500	57	34Sig Sgr	2.0660	26000.	105	42231	No
128	GOM_NL__2PRFIN20100329_095520_000000542088_00094_42232_1975.N1	29-MAR-2010 09:55:20	Dark	53.500	38	20Eps Sgr	1.8360	11000.	107	42232	No
129	GOM_NL__2PRFIN20100329_095929_000000562088_00094_42232_1976.N1	29-MAR-2010 09:59:29	Dark	56.000	25	35Lam Sco	1.6200	28000.	112	42232	No
130	GOM_NL__2PRFIN20100329_100319_000000402088_00094_42232_1977.N1	29-MAR-2010 10:03:19	Dark	40.000	134	Bet TrA	2.8100	6600.0	80	42232	No
131	GOM_NL__2PRFIN20100329_100559_000000462088_00094_42232_1978.N1	29-MAR-2010 10:05:59	Dark	45.500	4	Alp1Cen	-0.010000	5800.0	91	42232	No
132	GOM_NL__2PRFIN20100329_100837_000000442088_00094_42232_1979.N1	29-MAR-2010 10:08:37	Straylight	44.000	78	Alp Lup	2.3040	28000.	88	42232	No
133	GOM_NL__2PRFIN20100329_101013_000000522088_00094_42232_1980.N1	29-MAR-2010 10:10:13	Straylight	51.500	81	Eta Cen	2.3560	28000.	103	42232	No
134	GOM_NL__2PRFIN20100329_101301_000000562088_00094_42232_1981.N1	29-MAR-2010 10:13:01	Straylight	56.000	54	5The Cen	2.0550	4500.0	112	42232	No
135	GOM_NL__2PRFIN20100329_101915_000000452088_00094_42232_1982.N1	29-MAR-2010 10:19:15	Tw_i_and_stray	44.500	106	9Bet Crv	2.6480	5600.0	89	42232	No
136	GOM_NL__2PRFIN20100329_102116_000000442088_00094_42232_1983.N1	29-MAR-2010 10:21:16	Tw_i_and_stray	44.000	100	4Gam Crv	2.5800	13100.	88	42232	No
137	GOM_NL__2PRFIN20100329_102632_000000472088_00094_42232_1984.N1	29-MAR-2010 10:26:32	Bright	47.000	121	29Gam Vir	2.7400	7200.0	94	42232	No
138	GOM_NL__2PRFIN20100329_103109_000000412088_00094_42232_1985.N1	29-MAR-2010 10:31:09	Bright	41.000	62	94Bet Leo	2.1360	9700.0	82	42232	No
139	GOM_NL__2PRFIN20100329_103241_000000392088_00094_42232_1986.N1	29-MAR-2010 10:32:41	Bright	38.500	96	68Del Leo	2.5600	9300.0	77	42232	No
140	GOM_NL__2PRFIN20100329_103933_000000362088_00094_42232_1987.N1	29-MAR-2010 10:39:33	Bright	36.000	174	52Psi UMa	3.0040	4400.0	72	42232	No
141	GOM_NL__2PRFIN20100329_104253_000000382088_00094_42232_1988.N1	29-MAR-2010 10:42:53	Bright	37.500	82	48Bet UMa	2.3650	10600.	75	42232	No
142	GOM_NL__2PRFIN20100329_104424_000000382088_00094_42232_1989.N1	29-MAR-2010 10:44:24	Bright	37.500	36	50Alp UMa	1.8000	6300.0	75	42232	No
143	GOM_NL__2PRFIN20100329_105054_000000422088_00094_42232_1990.N1	29-MAR-2010 10:50:54	Bright	41.500	60	7Bet UMi	2.0810	3950.0	83	42232	No
144	GOM_NL__2PRFIN20100329_110007_000000382088_00094_42232_1991.N1	29-MAR-2010 11:00:07	Bright	37.500	89	5Alp Cep	2.4510	8000.0	75	42232	No
145	GOM_NL__2PRFIN20100329_110508_000000442088_00094_42232_1992.N1	29-MAR-2010 11:05:08	Bright	43.500	144	18Del Cyg	2.8600	11000.	87	42232	No
146	GOM_NL__2PRFIN20100329_110656_000000612088_00094_42232_1993.N1	29-MAR-2010 11:06:56	Bright	61.000	66	37Gam Cyg	2.2080	5900.0	122	42232	No
147	GOM_NL__2PRFIN20100329_110853_000000432088_00094_42232_1994.N1	29-MAR-2010 11:08:53	Bright	43.000	92	53Eps Cyg	2.5000	4500.0	86	42232	No
148	GOM_NL__2PRFIN20100329_111834_000000652088_00094_42232_1995.N1	29-MAR-2010 11:18:34	Dark	64.500	11	53Alp Aql	0.76500	8000.0	129	42232	No
149	GOM_NL__2PRFIN20100329_113221_000000542088_00094_42232_1996.N1	29-MAR-2010 11:32:21	Dark	54.000	57	34Sig Sgr	2.0660	26000.	108	42232	No
150	GOM_NL__2PRFIN20100329_113557_000000542088_00095_42233_1983.N1	29-MAR-2010 11:35:57	Dark	54.000	38	20Eps Sgr	1.8360	11000.	108	42233	No
151	GOM_NL__2PRFIN20100329_114007_000000562088_00095_42233_1984.N1	29-MAR-2010 11:40:07	Dark	56.000	25	35Lam Sco	1.6200	28000.	112	42233	No
152	GOM_NL__2PRFIN20100329_114355_000000392088_00095_42233_1985.N1	29-MAR-2010 11:43:55	Dark	39.000	134	Bet TrA	2.8100	6600.0	78	42233	No
153	GOM_NL__2PRFIN20100329_114635_000000522088_00095_42233_1986.N1	29-MAR-2010 11:46:35	Dark	52.000	4	Alp1Cen	-0.010000	5800.0	104	42233	No
154	GOM_NL__2PRFIN20100329_114914_000000462088_00095_42233_1987.N1	29-MAR-2010 11:49:14	Straylight	45.500	78	Alp Lup	2.3040	28000.	91	42233	No
155	GOM_NL__2PRFIN20100329_115049_000000452088_00095_42233_1988.N1	29-MAR-2010 11:50:49	Straylight	45.000	81	Eta Cen	2.3560	28000.	90	42233	No
156	GOM_NL__2PRFIN20100329_115337_000000562088_00095_42233_1989.N1	29-MAR-2010 11:53:37	Straylight	55.500	54	5The Cen	2.0550	4500.0	111	42233	No
157	GOM_NL__2PRFIN20100329_115951_000000472088_00095_42233_1990.N1	29-MAR-2010 11:59:51	Tw_i_and_stray	47.000	106	9Bet Crv	2.6480	5600.0	94	42233	No
158	GOM_NL__2PRFIN20100329_120152_000000452088_00095_42233_1991.N1	29-MAR-2010 12:01:52	Tw_i_and_stray	44.500	100	4Gam Crv	2.5800	13100.	89	42233	No
159	GOM_NL__2PRFIN20100329_120707_000000472088_00095_42233_1992.N1	29-MAR-2010 12:07:07	Bright	46.500	121	29Gam Vir	2.7400	7200.0	93	42233	No
160	GOM_NL__2PRFIN20100329_121145_000000402088_00095_42233_1993.N1	29-MAR-2010 12:11:45	Bright	39.500	62	94Bet Leo	2.1360	9700.0	79	42233	No

161	GOM_NL__2PRFIN20100329_121317_000000372088_00095_42233_1994.N1	29-MAR-2010 12:13:17	Bright	37.000	96	68Del Leo	2.5600	9300.0	74	42233	No
162	GOM_NL__2PRFIN20100329_122009_000000372088_00095_42233_1995.N1	29-MAR-2010 12:20:09	Bright	36.500	174	52Psi UMa	3.0040	4400.0	73	42233	No
163	GOM_NL__2PRFIN20100329_122328_000000362088_00095_42233_1996.N1	29-MAR-2010 12:23:28	Bright	36.000	82	48Bet UMa	2.3650	10600.	72	42233	No
164	GOM_NL__2PRFIN20100329_122500_000000372088_00095_42233_1997.N1	29-MAR-2010 12:25:00	Bright	36.500	36	50Alp UMa	1.8000	6300.0	73	42233	No
165	GOM_NL__2PRFIN20100329_123130_000000392088_00095_42233_1998.N1	29-MAR-2010 12:31:30	Bright	39.000	60	7Bet UMi	2.0810	3950.0	78	42233	No
166	GOM_NL__2PRFIN20100329_124043_000000382088_00095_42233_1999.N1	29-MAR-2010 12:40:43	Bright	37.500	89	5Alp Cep	2.4510	8000.0	75	42233	No
167	GOM_NL__2PRFIN20100329_124544_000000462088_00095_42233_2000.N1	29-MAR-2010 12:45:44	Bright	45.500	144	18Del Cyg	2.8600	11000.	91	42233	No
168	GOM_NL__2PRFIN20100329_124731_000000522088_00095_42233_2001.N1	29-MAR-2010 12:47:31	Bright	51.500	66	37Gam Cyg	2.2080	5900.0	103	42233	No
169	GOM_NL__2PRFIN20100329_124929_000000432088_00095_42233_2002.N1	29-MAR-2010 12:49:29	Bright	42.500	92	53Eps Cyg	2.5000	4500.0	85	42233	No
170	GOM_NL__2PRFIN20100329_125911_000000602088_00095_42233_2003.N1	29-MAR-2010 12:59:11	Dark	59.500	11	53Alp Aql	0.76500	8000.0	119	42233	No
171	GOM_NL__2PRFIN20100329_131258_000000532088_00095_42233_2004.N1	29-MAR-2010 13:12:58	Dark	53.000	57	34Sig Sgr	2.0660	26000.	106	42233	No
172	GOM_NL__2PRFIN20100329_131634_000000532088_00096_42234_1991.N1	29-MAR-2010 13:16:34	Dark	53.000	38	20Eps Sgr	1.8360	11000.	106	42234	No
173	GOM_NL__2PRFIN20100329_132044_000000552088_00096_42234_1992.N1	29-MAR-2010 13:20:44	Dark	55.000	25	35Lam Sco	1.6200	28000.	110	42234	No
174	GOM_NL__2PRFIN20100329_132432_000000392088_00096_42234_1993.N1	29-MAR-2010 13:24:32	Dark	38.500	134	Bet TrA	2.8100	6600.0	77	42234	No
175	GOM_NL__2PRFIN20100329_132712_000000552088_00096_42234_1994.N1	29-MAR-2010 13:27:12	Dark	54.500	4	Alp1Cen	-0.010000	5800.0	109	42234	No
176	GOM_NL__2PRFIN20100329_132950_000000462088_00096_42234_1995.N1	29-MAR-2010 13:29:50	Straylight	45.500	78	Alp Lup	2.3040	28000.	91	42234	No
177	GOM_NL__2PRFIN20100329_133126_000000512088_00096_42234_1996.N1	29-MAR-2010 13:31:26	Straylight	51.000	81	Eta Cen	2.3560	28000.	102	42234	No
178	GOM_NL__2PRFIN20100329_133414_000000542088_00096_42234_1997.N1	29-MAR-2010 13:34:14	Straylight	53.500	54	5The Cen	2.0550	4500.0	107	42234	No
179	GOM_NL__2PRFIN20100329_134028_000000462088_00096_42234_1998.N1	29-MAR-2010 13:40:28	Twi_and_stray	45.500	106	9Bet Crv	2.6480	5600.0	91	42234	No
180	GOM_NL__2PRFIN20100329_134228_000000442088_00096_42234_1999.N1	29-MAR-2010 13:42:28	Twi_and_stray	44.000	100	4Gam Crv	2.5800	13100.	88	42234	No
181	GOM_NL__2PRFIN20100329_134743_000000452088_00096_42234_2000.N1	29-MAR-2010 13:47:43	Bright	45.000	121	29Gam Vir	2.7400	7200.0	90	42234	No
182	GOM_NL__2PRFIN20100329_135220_000000402088_00096_42234_2001.N1	29-MAR-2010 13:52:20	Bright	40.000	62	94Bet Leo	2.1360	9700.0	80	42234	No
183	GOM_NL__2PRFIN20100329_135353_000000382088_00096_42234_2002.N1	29-MAR-2010 13:53:53	Bright	37.500	96	68Del Leo	2.5600	9300.0	75	42234	No
184	GOM_NL__2PRFIN20100329_140045_000000392088_00096_42234_2003.N1	29-MAR-2010 14:00:45	Bright	39.000	174	52Psi UMa	3.0040	4400.0	78	42234	No
185	GOM_NL__2PRFIN20100329_140404_000000352088_00096_42234_2004.N1	29-MAR-2010 14:04:04	Bright	34.500	82	48Bet UMa	2.3650	10600.	69	42234	No
186	GOM_NL__2PRFIN20100329_140536_000000392088_00096_42234_2005.N1	29-MAR-2010 14:05:36	Bright	39.000	36	50Alp UMa	1.8000	6300.0	78	42234	No
187	GOM_NL__2PRFIN20100329_141205_000000372088_00096_42234_2006.N1	29-MAR-2010 14:12:05	Bright	37.000	60	7Bet UMi	2.0810	3950.0	74	42234	No
188	GOM_NL__2PRFIN20100329_142119_000000542088_00096_42234_2007.N1	29-MAR-2010 14:21:19	Bright	54.000	89	5Alp Cep	2.4510	8000.0	108	42234	No
189	GOM_NL__2PRFIN20100329_142619_000000452088_00096_42234_2008.N1	29-MAR-2010 14:26:19	Bright	45.000	144	18Del Cyg	2.8600	11000.	90	42234	No
190	GOM_NL__2PRFIN20100329_142808_000000452088_00096_42234_2009.N1	29-MAR-2010 14:28:08	Bright	44.500	66	37Gam Cyg	2.2080	5900.0	89	42234	No
191	GOM_NL__2PRFIN20100329_143005_000000412088_00096_42234_2010.N1	29-MAR-2010 14:30:05	Bright	41.000	92	53Eps Cyg	2.5000	4500.0	82	42234	No
192	GOM_NL__2PRFIN20100329_143947_000000602088_00096_42234_2011.N1	29-MAR-2010 14:39:47	Dark	59.500	11	53Alp Aql	0.76500	8000.0	119	42234	No
193	GOM_NL__2PRFIN20100329_145335_000000542088_00096_42234_2012.N1	29-MAR-2010 14:53:35	Dark	53.500	57	34Sig Sgr	2.0660	26000.	107	42234	No
194	GOM_NL__2PRFIN20100329_145711_000000552088_00097_42235_1999.N1	29-MAR-2010 14:57:11	Dark	54.500	38	20Eps Sgr	1.8360	11000.	109	42235	No
195	GOM_NL__2PRFIN20100329_150121_000000552088_00097_42235_2000.N1	29-MAR-2010 15:01:21	Dark	55.000	25	35Lam Sco	1.6200	28000.	110	42235	No
196	GOM_NL__2PRFIN20100329_150508_000000382088_00097_42235_2001.N1	29-MAR-2010 15:05:08	Dark	38.000	134	Bet TrA	2.8100	6600.0	76	42235	No
197	GOM_NL__2PRFIN20100329_150748_000000492088_00097_42235_2002.N1	29-MAR-2010 15:07:48	Dark	49.000	4	Alp1Cen	-0.010000	5800.0	98	42235	No
198	GOM_NL__2PRFIN20100329_151027_000000482088_00097_42235_2003.N1	29-MAR-2010 15:10:27	Straylight	47.500	78	Alp Lup	2.3040	28000.	95	42235	No
199	GOM_NL__2PRFIN20100329_151202_000000492088_00097_42235_2004.N1	29-MAR-2010 15:12:02	Straylight	48.500	81	Eta Cen	2.3560	28000.	97	42235	No
200	GOM_NL__2PRFIN20100329_151450_000000542088_00097_42235_2005.N1	29-MAR-2010 15:14:50	Straylight	54.000	54	5The Cen	2.0550	4500.0	108	42235	No
201	GOM_NL__2PRFIN20100329_152103_000000442088_00097_42235_2006.N1	29-MAR-2010 15:21:03	Twi_and_stray	44.000	106	9Bet Crv	2.6480	5600.0	88	42235	No
202	GOM_NL__2PRFIN20100329_152304_000000462088_00097_42235_2007.N1	29-MAR-2010 15:23:04	Twi_and_stray	45.500	100	4Gam Crv	2.5800	13100.	91	42235	No
203	GOM_NL__2PRFIN20100329_152819_000000472088_00097_42235_2008.N1	29-MAR-2010 15:28:19	Bright	47.000	121	29Gam Vir	2.7400	7200.0	94	42235	No
204	GOM_NL__2PRFIN20100329_153256_000000402088_00097_42235_2009.N1	29-MAR-2010 15:32:56	Bright	40.000	62	94Bet Leo	2.1360	9700.0	80	42235	No
205	GOM_NL__2PRFIN20100329_153429_000000372088_00097_42235_2010.N1	29-MAR-2010 15:34:29	Bright	37.000	96	68Del Leo	2.5600	9300.0	74	42235	No
206	GOM_NL__2PRFIN20100329_154120_000000382088_00097_42235_2011.N1	29-MAR-2010 15:41:20	Bright	37.500	174	52Psi UMa	3.0040	4400.0	75	42235	No
207	GOM_NL__2PRFIN20100329_154440_000000372088_00097_42235_2012.N1	29-MAR-2010 15:44:40	Bright	37.000	82	48Bet UMa	2.3650	10600.	74	42235	No
208	GOM_NL__2PRFIN20100329_154612_000000392088_00097_42235_2013.N1	29-MAR-2010 15:46:12	Bright	38.500	36	50Alp UMa	1.8000	6300.0	77	42235	No
209	GOM_NL__2PRFIN20100329_155241_000000362088_00097_42235_2014.N1	29-MAR-2010 15:52:41	Bright	36.000	60	7Bet UMi	2.0810	3950.0	72	42235	No
210	GOM_NL__2PRFIN20100329_160155_000000362088_00097_42235_2015.N1	29-MAR-2010 16:01:55	Bright	35.500	89	5Alp Cep	2.4510	8000.0	71	42235	No
211	GOM_NL__2PRFIN20100329_160655_000000432088_00097_42235_2016.N1	29-MAR-2010 16:06:55	Bright	43.000	144	18Del Cyg	2.8600	11000.	86	42235	No
212	GOM_NL__2PRFIN20100329_160844_000000422088_00097_42235_2017.N1	29-MAR-2010 16:08:44	Bright	42.000	66	37Gam Cyg	2.2080	5900.0	84	42235	No
213	GOM_NL__2PRFIN20100329_161041_000000432088_00097_42235_2018.N1	29-MAR-2010 16:10:41	Bright	43.000	92	53Eps Cyg	2.5000	4500.0	86	42235	No
214	GOM_NL__2PRFIN20100329_162024_000000632088_00097_42235_2019.N1	29-MAR-2010 16:20:24	Dark	63.000	11	53Alp Aql	0.76500	8000.0	126	42235	No
215	GOM_NL__2PRFIN20100329_163413_000000522088_00097_42235_2020.N1	29-MAR-2010 16:34:13	Dark	51.500	57	34Sig Sgr	2.0660	26000.	103	42235	No
216	GOM_NL__2PRFIN20100329_163749_000000552088_00098_42236_2007.N1	29-MAR-2010 16:37:49	Dark	54.500	38	20Eps Sgr	1.8360	11000.	109	42236	No
217	GOM_NL__2PRFIN20100329_164159_000000522088_00098_42236_2008.N1	29-MAR-2010 16:41:59	Dark	52.000	25	35Lam Sco	1.6200	28000.	104	42236	No
218	GOM_NL__2PRFIN20100329_164544_000000422088_00098_42236_2009.N1	29-MAR-2010 16:45:44	Dark	41.500	134	Bet TrA	2.8100	6600.0	83	42236	No
219	GOM_NL__2PRFIN20100329_164825_000000432088_00098_42236_2010.N1	29-MAR-2010 16:48:25	Dark	43.000	4	Alp1Cen	-0.010000	5800.0	86	42236	No

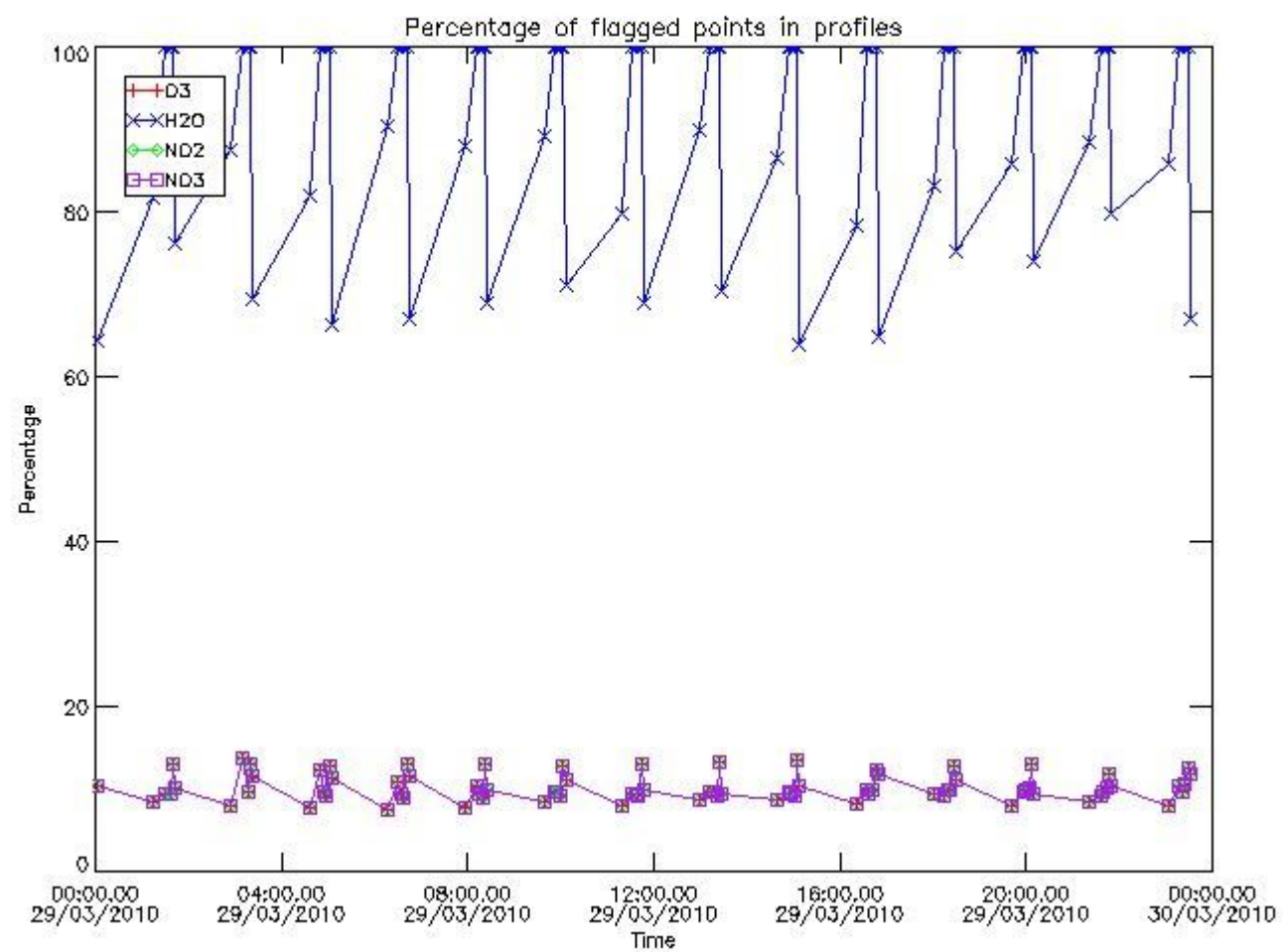
220	GOM_NL__2PRFIN20100329_165103_000000442088_00098_42236_2011.N1	29-MAR-2010 16:51:03	Straylight	44.000	78	Alp Lup	2.3040	28000.	88	42236	No
221	GOM_NL__2PRFIN20100329_165239_000000472088_00098_42236_2012.N1	29-MAR-2010 16:52:39	Straylight	46.500	81	Eta Cen	2.3560	28000.	93	42236	No
222	GOM_NL__2PRFIN20100329_165527_000000562088_00098_42236_2013.N1	29-MAR-2010 16:55:27	Straylight	56.000	54	5The Cen	2.0550	4500.0	112	42236	No
223	GOM_NL__2PRFIN20100329_170140_000000482088_00098_42236_2014.N1	29-MAR-2010 17:01:40	Tw_i_and_stray	48.000	106	9Bet Crv	2.6480	5600.0	96	42236	No
224	GOM_NL__2PRFIN20100329_170340_000000442088_00098_42236_2015.N1	29-MAR-2010 17:03:40	Tw_i_and_stray	44.000	100	4Gam Crv	2.5800	13100.	88	42236	No
225	GOM_NL__2PRFIN20100329_170855_000000442088_00098_42236_2016.N1	29-MAR-2010 17:08:55	Bright	44.000	121	29Gam Vir	2.7400	7200.0	88	42236	No
226	GOM_NL__2PRFIN20100329_171332_000000402088_00098_42236_2017.N1	29-MAR-2010 17:13:32	Bright	40.000	62	94Bet Leo	2.1360	9700.0	80	42236	No
227	GOM_NL__2PRFIN20100329_171505_000000382088_00098_42236_2018.N1	29-MAR-2010 17:15:05	Bright	38.000	96	68Del Leo	2.5600	9300.0	76	42236	No
228	GOM_NL__2PRFIN20100329_172156_000000362088_00098_42236_2019.N1	29-MAR-2010 17:21:56	Bright	36.000	174	52Psi UMa	3.0040	4400.0	72	42236	No
229	GOM_NL__2PRFIN20100329_172516_000000362088_00098_42236_2020.N1	29-MAR-2010 17:25:16	Bright	36.000	82	48Bet UMa	2.3650	10600.	72	42236	No
230	GOM_NL__2PRFIN20100329_172647_000000362088_00098_42236_2021.N1	29-MAR-2010 17:26:47	Bright	35.500	36	50Alp UMa	1.8000	6300.0	71	42236	No
231	GOM_NL__2PRFIN20100329_173317_000000432088_00098_42236_2022.N1	29-MAR-2010 17:33:17	Bright	43.000	60	7Bet UMi	2.0810	3950.0	86	42236	No
232	GOM_NL__2PRFIN20100329_174230_000000352088_00098_42236_2023.N1	29-MAR-2010 17:42:30	Bright	35.000	89	5Alp Cep	2.4510	8000.0	70	42236	No
233	GOM_NL__2PRFIN20100329_174731_000000462088_00098_42236_2024.N1	29-MAR-2010 17:47:31	Bright	45.500	144	18Del Cyg	2.8600	11000.	91	42236	No
234	GOM_NL__2PRFIN20100329_174919_000000442088_00098_42236_2025.N1	29-MAR-2010 17:49:19	Bright	44.000	66	37Gam Cyg	2.2080	5900.0	88	42236	No
235	GOM_NL__2PRFIN20100329_175117_000000592088_00098_42236_2026.N1	29-MAR-2010 17:51:17	Bright	59.000	92	53Eps Cyg	2.5000	4500.0	118	42236	No
236	GOM_NL__2PRFIN20100329_180101_000000602088_00098_42236_2027.N1	29-MAR-2010 18:01:01	Dark	60.000	11	53Alp Aql	0.76500	8000.0	120	42236	No
237	GOM_NL__2PRFIN20100329_181450_000000552088_00098_42236_2028.N1	29-MAR-2010 18:14:50	Dark	55.000	57	34Sig Sgr	2.0660	26000.	110	42236	No
238	GOM_NL__2PRFIN20100329_181826_000000522088_00099_42237_2015.N1	29-MAR-2010 18:18:26	Dark	52.000	38	20Eps Sgr	1.8360	11000.	104	42237	No
239	GOM_NL__2PRFIN20100329_182236_000000522088_00099_42237_2016.N1	29-MAR-2010 18:22:36	Dark	52.000	25	35Lam Sco	1.6200	28000.	104	42237	No
240	GOM_NL__2PRFIN20100329_182621_000000402088_00099_42237_2017.N1	29-MAR-2010 18:26:21	Dark	40.000	134	Bet TrA	2.8100	6600.0	80	42237	No
241	GOM_NL__2PRFIN20100329_182901_000000552088_00099_42237_2018.N1	29-MAR-2010 18:29:01	Dark	55.000	4	Alp1Cen	-0.010000	5800.0	110	42237	No
242	GOM_NL__2PRFIN20100329_183140_000000452088_00099_42237_2019.N1	29-MAR-2010 18:31:40	Straylight	44.500	78	Alp Lup	2.3040	28000.	89	42237	No
243	GOM_NL__2PRFIN20100329_183316_000000472088_00099_42237_2020.N1	29-MAR-2010 18:33:16	Straylight	46.500	81	Eta Cen	2.3560	28000.	93	42237	No
244	GOM_NL__2PRFIN20100329_183604_000000612088_00099_42237_2021.N1	29-MAR-2010 18:36:04	Straylight	61.000	54	5The Cen	2.0550	4500.0	122	42237	No
245	GOM_NL__2PRFIN20100329_184216_000000452088_00099_42237_2022.N1	29-MAR-2010 18:42:16	Tw_i_and_stray	45.000	106	9Bet Crv	2.6480	5600.0	90	42237	No
246	GOM_NL__2PRFIN20100329_184416_000000442088_00099_42237_2023.N1	29-MAR-2010 18:44:16	Tw_i_and_stray	43.500	100	4Gam Crv	2.5800	13100.	87	42237	No
247	GOM_NL__2PRFIN20100329_184931_000000472088_00099_42237_2024.N1	29-MAR-2010 18:49:31	Bright	47.000	121	29Gam Vir	2.7400	7200.0	94	42237	No
248	GOM_NL__2PRFIN20100329_185408_000000402088_00099_42237_2025.N1	29-MAR-2010 18:54:08	Bright	40.000	62	94Bet Leo	2.1360	9700.0	80	42237	No
249	GOM_NL__2PRFIN20100329_185541_000000372088_00099_42237_2026.N1	29-MAR-2010 18:55:41	Bright	36.500	96	68Del Leo	2.5600	9300.0	73	42237	No
250	GOM_NL__2PRFIN20100329_190232_000000372088_00099_42237_2027.N1	29-MAR-2010 19:02:32	Bright	37.000	174	52Psi UMa	3.0040	4400.0	74	42237	No
251	GOM_NL__2PRFIN20100329_190552_000000372088_00099_42237_2028.N1	29-MAR-2010 19:05:52	Bright	37.000	82	48Bet UMa	2.3650	10600.	74	42237	No
252	GOM_NL__2PRFIN20100329_190723_000000392088_00099_42237_2029.N1	29-MAR-2010 19:07:23	Bright	38.500	36	50Alp UMa	1.8000	6300.0	77	42237	No
253	GOM_NL__2PRFIN20100329_191352_000000372088_00099_42237_2030.N1	29-MAR-2010 19:13:52	Bright	36.500	60	7Bet UMi	2.0810	3950.0	73	42237	No
254	GOM_NL__2PRFIN20100329_192306_000000372088_00099_42237_2031.N1	29-MAR-2010 19:23:06	Bright	36.500	89	5Alp Cep	2.4510	8000.0	73	42237	No
255	GOM_NL__2PRFIN20100329_192807_000000662088_00099_42237_2032.N1	29-MAR-2010 19:28:07	Bright	66.000	144	18Del Cyg	2.8600	11000.	132	42237	No
256	GOM_NL__2PRFIN20100329_192955_000000452088_00099_42237_2033.N1	29-MAR-2010 19:29:55	Bright	44.500	66	37Gam Cyg	2.2080	5900.0	89	42237	No
257	GOM_NL__2PRFIN20100329_193153_000000402088_00099_42237_2034.N1	29-MAR-2010 19:31:53	Bright	39.500	92	53Eps Cyg	2.5000	4500.0	79	42237	No
258	GOM_NL__2PRFIN20100329_194137_000000642088_00099_42237_2035.N1	29-MAR-2010 19:41:37	Dark	63.500	11	53Alp Aql	0.76500	8000.0	127	42237	No
259	GOM_NL__2PRFIN20100329_195527_000000532088_00099_42237_2036.N1	29-MAR-2010 19:55:27	Dark	52.500	57	34Sig Sgr	2.0660	26000.	105	42237	No
260	GOM_NL__2PRFIN20100329_195903_000000522088_00100_42238_2023.N1	29-MAR-2010 19:59:03	Dark	52.000	38	20Eps Sgr	1.8360	11000.	104	42238	No
261	GOM_NL__2PRFIN20100329_200313_000000502088_00100_42238_2024.N1	29-MAR-2010 20:03:13	Dark	50.000	25	35Lam Sco	1.6200	28000.	100	42238	No
262	GOM_NL__2PRFIN20100329_200657_000000392088_00100_42238_2025.N1	29-MAR-2010 20:06:57	Dark	39.000	134	Bet TrA	2.8100	6600.0	78	42238	No
263	GOM_NL__2PRFIN20100329_200938_000000542088_00100_42238_2026.N1	29-MAR-2010 20:09:38	Dark	54.000	4	Alp1Cen	-0.010000	5800.0	108	42238	No
264	GOM_NL__2PRFIN20100329_201217_000000452088_00100_42238_2027.N1	29-MAR-2010 20:12:17	Straylight	44.500	78	Alp Lup	2.3040	28000.	89	42238	No
265	GOM_NL__2PRFIN20100329_201353_000000472088_00100_42238_2028.N1	29-MAR-2010 20:13:53	Straylight	46.500	81	Eta Cen	2.3560	28000.	93	42238	No
266	GOM_NL__2PRFIN20100329_201640_000000552088_00100_42238_2029.N1	29-MAR-2010 20:16:40	Straylight	54.500	54	5The Cen	2.0550	4500.0	109	42238	No
267	GOM_NL__2PRFIN20100329_202252_000000482088_00100_42238_2030.N1	29-MAR-2010 20:22:52	Tw_i_and_stray	47.500	106	9Bet Crv	2.6480	5600.0	95	42238	No
268	GOM_NL__2PRFIN20100329_202452_000000432088_00100_42238_2031.N1	29-MAR-2010 20:24:52	Tw_i_and_stray	43.000	100	4Gam Crv	2.5800	13100.	86	42238	No
269	GOM_NL__2PRFIN20100329_203007_000000462088_00100_42238_2032.N1	29-MAR-2010 20:30:07	Bright	46.000	121	29Gam Vir	2.7400	7200.0	92	42238	No
270	GOM_NL__2PRFIN20100329_203443_000000422088_00100_42238_2033.N1	29-MAR-2010 20:34:43	Bright	42.000	62	94Bet Leo	2.1360	9700.0	84	42238	No
271	GOM_NL__2PRFIN20100329_203617_000000372088_00100_42238_2034.N1	29-MAR-2010 20:36:17	Bright	37.000	96	68Del Leo	2.5600	9300.0	74	42238	No
272	GOM_NL__2PRFIN20100329_204308_000000382088_00100_42238_2035.N1	29-MAR-2010 20:43:08	Bright	38.000	174	52Psi UMa	3.0040	4400.0	76	42238	No
273	GOM_NL__2PRFIN20100329_204628_000000372088_00100_42238_2036.N1	29-MAR-2010 20:46:28	Bright	37.000	82	48Bet UMa	2.3650	10600.	74	42238	No
274	GOM_NL__2PRFIN20100329_204759_000000372088_00100_42238_2037.N1	29-MAR-2010 20:47:59	Bright	36.500	36	50Alp UMa	1.8000	6300.0	73	42238	No
275	GOM_NL__2PRFIN20100329_205428_000000402088_00100_42238_2038.N1	29-MAR-2010 20:54:28	Bright	39.500	60	7Bet UMi	2.0810	3950.0	79	42238	No
276	GOM_NL__2PRFIN20100329_210342_000000352088_00100_42238_2039.N1	29-MAR-2010 21:03:42	Bright	35.000	89	5Alp Cep	2.4510	8000.0	70	42238	No
277	GOM_NL__2PRFIN20100329_210843_000000462088_00100_42238_2040.N1	29-MAR-2010 21:08:43	Bright	46.000	144	18Del Cyg	2.8600	11000.	92	42238	No
278	GOM_NL__2PRFIN20100329_211031_000000612088_00100_42238_2041.N1	29-MAR-2010 21:10:31	Bright	61.000	66	37Gam Cyg	2.2080	5900.0	122	42238	No

279	GOM_NL__2PRFIN20100329_211229_000000432088_00100_42238_2042.N1	29-MAR-2010 21:12:29	Bright	43.000	92	53Eps Cyg	2.5000	4500.0	86	42238	No
280	GOM_NL__2PRFIN20100329_212214_000000612088_00100_42238_2043.N1	29-MAR-2010 21:22:14	Dark	60.500	11	53Alp Aql	0.76500	8000.0	121	42238	No
281	GOM_NL__2PRFIN20100329_213604_000000562088_00100_42238_2044.N1	29-MAR-2010 21:36:04	Dark	55.500	57	34Sig Sgr	2.0660	26000.	111	42238	No
282	GOM_NL__2PRFIN20100329_213940_000000532088_00101_42239_2034.N1	29-MAR-2010 21:39:40	Dark	52.500	38	20Eps Sgr	1.8360	11000.	105	42239	No
283	GOM_NL__2PRFIN20100329_214350_000000502088_00101_42239_2035.N1	29-MAR-2010 21:43:50	Dark	50.000	25	35Lam Sco	1.6200	28000.	100	42239	No
284	GOM_NL__2PRFIN20100329_214734_000000432088_00101_42239_2036.N1	29-MAR-2010 21:47:34	Dark	43.000	134	Bet TrA	2.8100	6600.0	86	42239	No
285	GOM_NL__2PRFIN20100329_215014_000000552088_00101_42239_2037.N1	29-MAR-2010 21:50:14	Dark	54.500	4	Alp1Cen	-0.010000	5800.0	109	42239	No
286	GOM_NL__2PRFIN20100329_215253_000000452088_00101_42239_2038.N1	29-MAR-2010 21:52:53	Straylight	44.500	78	Alp Lup	2.3040	28000.	89	42239	No
287	GOM_NL__2PRFIN20100329_215429_000000462088_00101_42239_2039.N1	29-MAR-2010 21:54:29	Straylight	45.500	81	Eta Cen	2.3560	28000.	91	42239	No
288	GOM_NL__2PRFIN20100329_215717_000000552088_00101_42239_2040.N1	29-MAR-2010 21:57:17	Straylight	55.000	54	5The Cen	2.0550	4500.0	110	42239	No
289	GOM_NL__2PRFIN20100329_220328_000000482088_00101_42239_2041.N1	29-MAR-2010 22:03:28	Tw_i_and_stray	48.000	106	9Bet Crv	2.6480	5600.0	96	42239	No
290	GOM_NL__2PRFIN20100329_220528_000000452088_00101_42239_2042.N1	29-MAR-2010 22:05:28	Tw_i_and_stray	45.000	100	4Gam Crv	2.5800	13100.	90	42239	No
291	GOM_NL__2PRFIN20100329_221042_000000452088_00101_42239_2043.N1	29-MAR-2010 22:10:42	Bright	45.000	121	29Gam Vir	2.7400	7200.0	90	42239	No
292	GOM_NL__2PRFIN20100329_221519_000000392088_00101_42239_2044.N1	29-MAR-2010 22:15:19	Bright	38.500	62	94Bet Leo	2.1360	9700.0	77	42239	No
293	GOM_NL__2PRFIN20100329_221653_000000532088_00101_42239_2045.N1	29-MAR-2010 22:16:53	Bright	53.000	96	68Del Leo	2.5600	9300.0	106	42239	No
294	GOM_NL__2PRFIN20100329_222344_000000362088_00101_42239_2046.N1	29-MAR-2010 22:23:44	Bright	36.000	174	52Psi UMa	3.0040	4400.0	72	42239	No
295	GOM_NL__2PRFIN20100329_222703_000000362088_00101_42239_2047.N1	29-MAR-2010 22:27:03	Bright	36.000	82	48Bet UMa	2.3650	10600.	72	42239	No
296	GOM_NL__2PRFIN20100329_222835_000000382088_00101_42239_2048.N1	29-MAR-2010 22:28:35	Bright	37.500	36	50Alp UMa	1.8000	6300.0	75	42239	No
297	GOM_NL__2PRFIN20100329_223504_000000382088_00101_42239_2049.N1	29-MAR-2010 22:35:04	Bright	37.500	60	7Bet UMi	2.0810	3950.0	75	42239	No
298	GOM_NL__2PRFIN20100329_224418_000000462088_00101_42239_2050.N1	29-MAR-2010 22:44:18	Bright	45.500	89	5Alp Cep	2.4510	8000.0	91	42239	No
299	GOM_NL__2PRFIN20100329_224918_000000452088_00101_42239_2051.N1	29-MAR-2010 22:49:18	Bright	44.500	144	18Del Cyg	2.8600	11000.	89	42239	No
300	GOM_NL__2PRFIN20100329_225107_000000432088_00101_42239_2052.N1	29-MAR-2010 22:51:07	Bright	43.000	66	37Gam Cyg	2.2080	5900.0	86	42239	No
301	GOM_NL__2PRFIN20100329_225305_000000592088_00101_42239_2053.N1	29-MAR-2010 22:53:05	Bright	59.000	92	53Eps Cyg	2.5000	4500.0	118	42239	No
302	GOM_NL__2PRFIN20100329_230250_000000632088_00101_42239_2054.N1	29-MAR-2010 23:02:50	Dark	63.000	11	53Alp Aql	0.76500	8000.0	126	42239	No
303	GOM_NL__2PRFIN20100329_231641_000000542088_00101_42239_2055.N1	29-MAR-2010 23:16:41	Dark	54.000	57	34Sig Sgr	2.0660	26000.	108	42239	No
304	GOM_NL__2PRFIN20100329_232017_000000542088_00102_42240_2062.N1	29-MAR-2010 23:20:17	Dark	53.500	38	20Eps Sgr	1.8360	11000.	107	42240	No
305	GOM_NL__2PRFIN20100329_232428_000000482088_00102_42240_2063.N1	29-MAR-2010 23:24:28	Dark	48.000	25	35Lam Sco	1.6200	28000.	96	42240	No
306	GOM_NL__2PRFIN20100329_232810_000000412088_00102_42240_2064.N1	29-MAR-2010 23:28:10	Dark	41.000	134	Bet TrA	2.8100	6600.0	82	42240	No
307	GOM_NL__2PRFIN20100329_233050_000000482088_00102_42240_2065.N1	29-MAR-2010 23:30:50	Dark	47.500	4	Alp1Cen	-0.010000	5800.0	95	42240	No
308	GOM_NL__2PRFIN20100329_233330_000000482088_00102_42240_2066.N1	29-MAR-2010 23:33:30	Straylight	47.500	78	Alp Lup	2.3040	28000.	95	42240	No
309	GOM_NL__2PRFIN20100329_233505_000000522088_00102_42240_2067.N1	29-MAR-2010 23:35:05	Straylight	51.500	81	Eta Cen	2.3560	28000.	103	42240	No
310	GOM_NL__2PRFIN20100329_233753_000000542088_00102_42240_2068.N1	29-MAR-2010 23:37:53	Straylight	54.000	54	5The Cen	2.0550	4500.0	108	42240	No
311	GOM_NL__2PRFIN20100329_234404_000000482088_00102_42240_2069.N1	29-MAR-2010 23:44:04	Tw_i_and_stray	48.000	106	9Bet Crv	2.6480	5600.0	96	42240	No
312	GOM_NL__2PRFIN20100329_234604_000000452088_00102_42240_2070.N1	29-MAR-2010 23:46:04	Tw_i_and_stray	45.000	100	4Gam Crv	2.5800	13100.	90	42240	No
313	GOM_NL__2PRFIN20100329_235118_000000452088_00102_42240_2071.N1	29-MAR-2010 23:51:18	Bright	44.500	121	29Gam Vir	2.7400	7200.0	89	42240	No
314	GOM_NL__2PRFIN20100329_235555_000000412088_00102_42240_2072.N1	29-MAR-2010 23:55:55	Bright	40.500	62	94Bet Leo	2.1360	9700.0	81	42240	No
315	GOM_NL__2PRFIN20100329_235728_000000392088_00102_42240_2073.N1	29-MAR-2010 23:57:28	Bright	38.500	96	68Del Leo	2.5600	9300.0	77	42240	No

3. Quality information per product

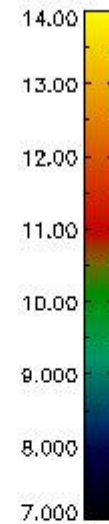
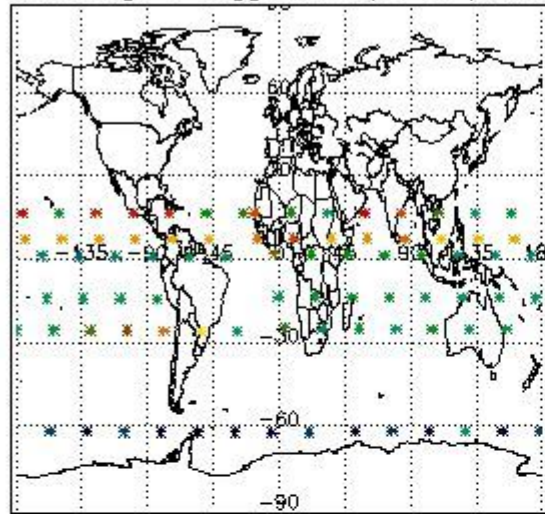
In this section it is plotted some information contained in the Quality Summary data set of the level 2 products. Only products in dark limb conditions and without errors (error flag in the MPH set to "0") are used.

3.1 Plot quality information per product (time dependant)

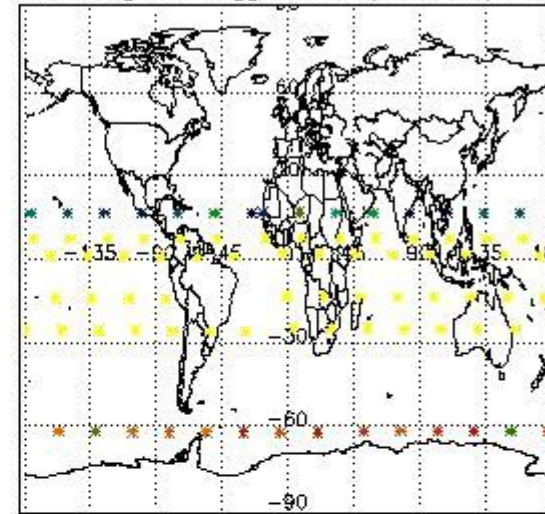


3.2 Plot quality information per product (world map)

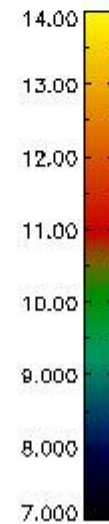
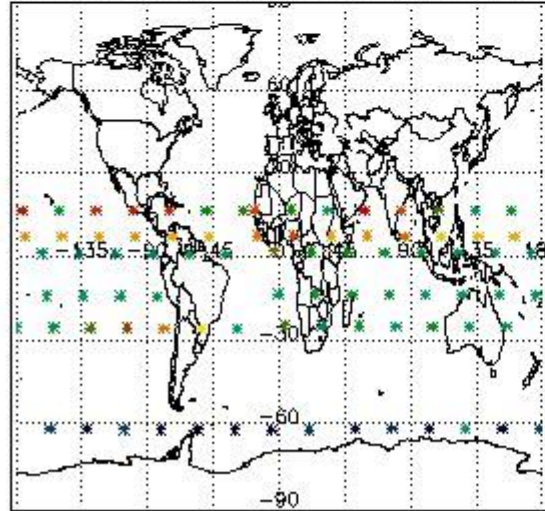
Percentage of flagged data per O3 profile



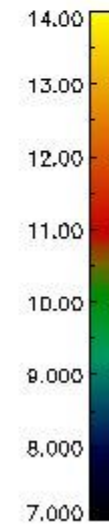
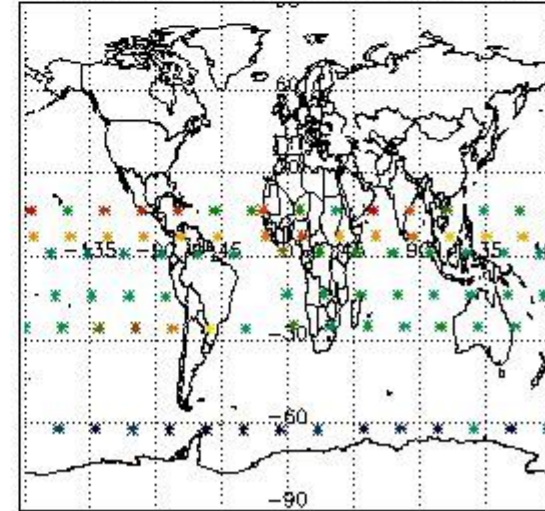
Percentage of flagged data per H2O profile



Percentage of flagged data per NO2 profile



Percentage of flagged data per NO3 profile

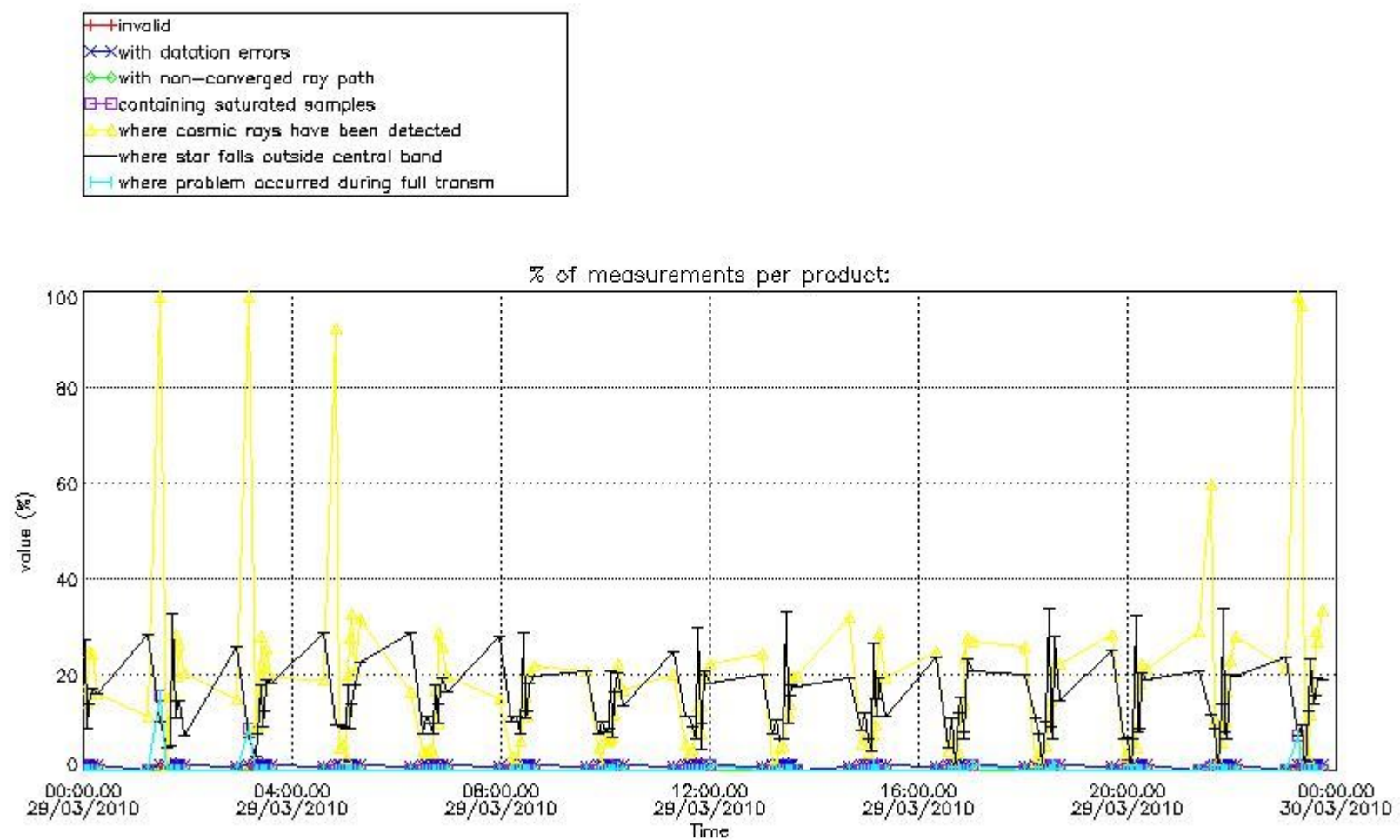


4. Level 1 quality information per product

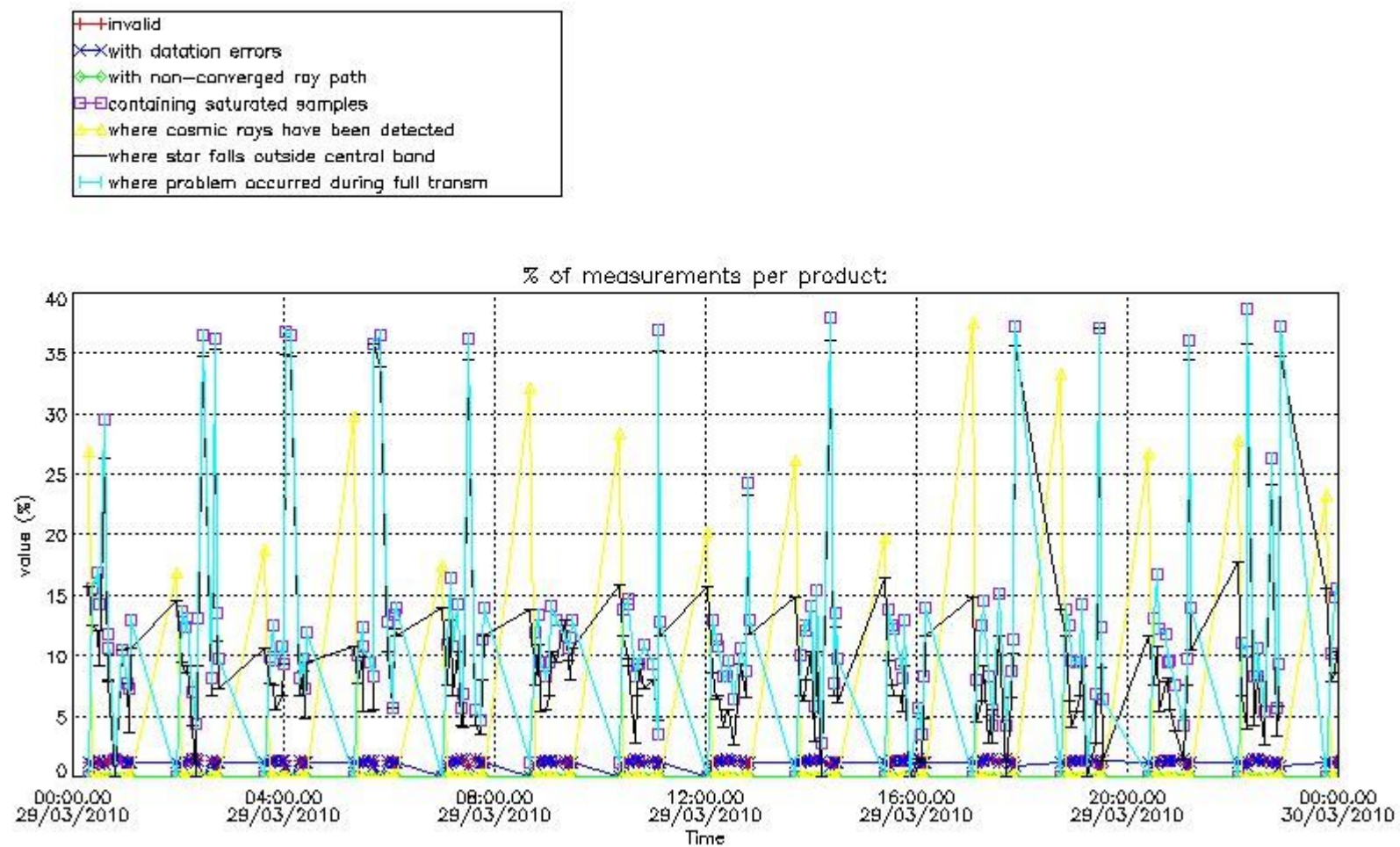
In this section it is plotted some information contained in the Quality Summary data set of the level 2 products that comes from the level 1b processing. Products without errors (error flag in the MPH set to "0") are used.

4.1 Plot quality information per product (time dependant) coming from level 1b processing

4.1.1 Plot level 1 quality information per product (time dependant): ENVISAT ASCENDING passes



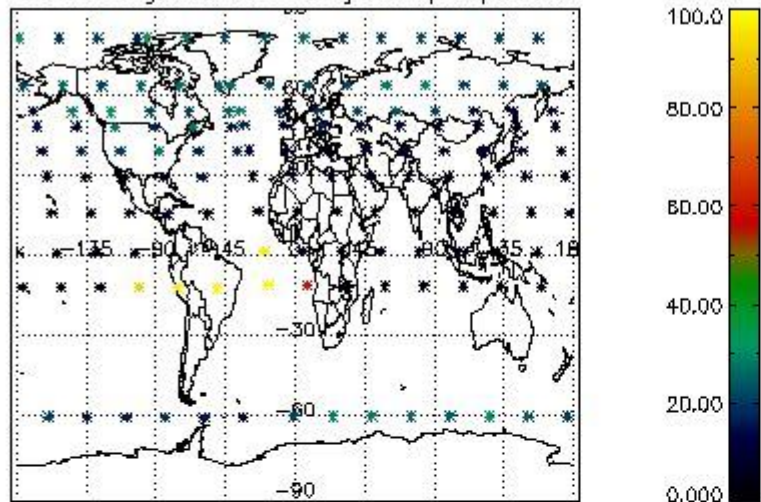
4.1.2 Plot level 1 quality information per product (time dependant): ENVI SAT DESCENDING passes



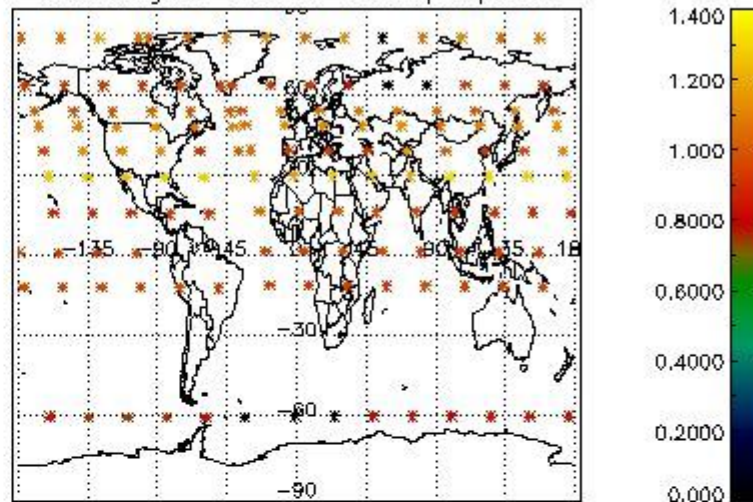
4.2 Plot quality information per product coming from level 1b processing (world map)

4.2.1 Plot level 1 quality information per product (world map): ENVISAT ASCENDING passes

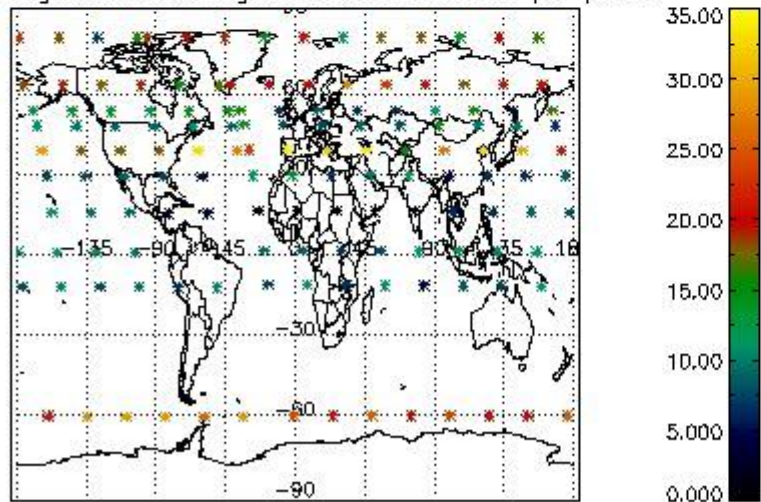
Percentage of cosmic ray hits per profile



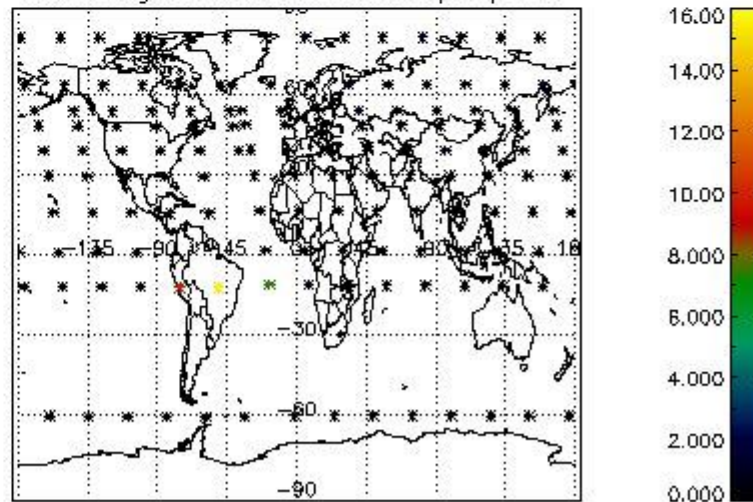
Percentage of datation errors per profile



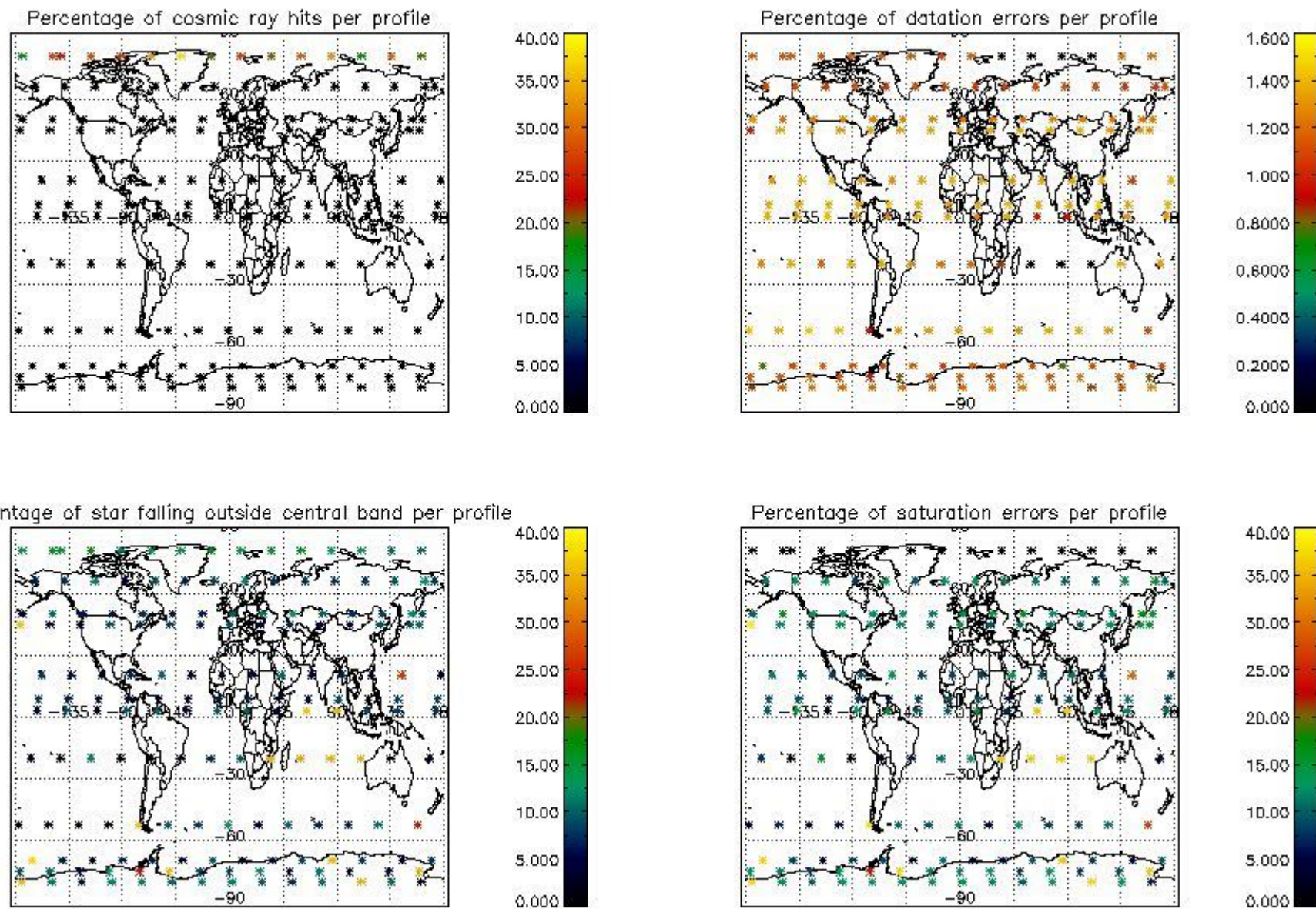
Percentage of star falling outside central band per profile



Percentage of saturation errors per profile



4.2.2 Plot level 1 quality information per product (world map): ENVISAT DESCENDING passes



5. Trace gas profiles

5.1 Ozone statistics based on quality of products

The final quality of the products can be "measured" using the STD (Standard Deviation) attached to every point profile. This information is written to the parameter GOM_NL__2P/NL_LOCAL_SPECIES_DENSITY/o3_std of the level 2 products. The table below shows the statistics for given STD ranges.

The statistics are given with respect to the overall valid production:

- Products without fatal errors: GOM_NL__2P/MPH/PRODUCT_ERR=0
- Valid point profile: GOM_NL__2P/NL_LOCAL_SPECIES_DENSITY/pcd(0)=0

The 'Criteria' is applied to valid points of dark limb products:

- Products in dark limb illumination condition: GOM_NL__2P/NL_SUMMARY_QUALITY/obs_ill_cond=0
- Products without fatal errors: GOM_NL__2P/MPH/PRODUCT_ERR=0
- Valid point profile: GOM_NL__2P/NL_LOCAL_SPECIES_DENSITY/pcd(0)=0

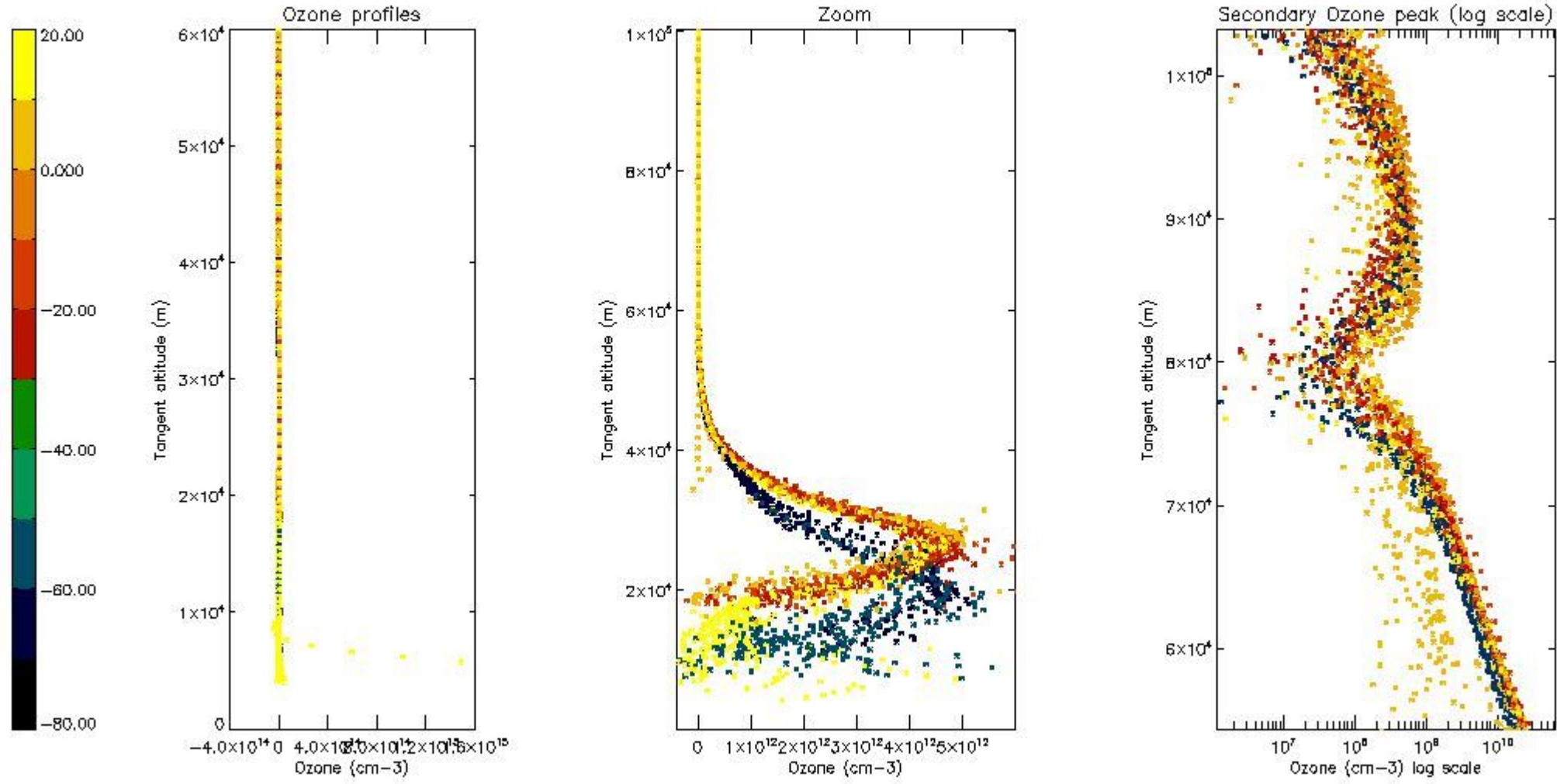
So, the table below shows the percentage of dark limb and valid observations for each criteria with respect to the overall valid daily observations.

Criteria	% of total production
All STD	31
STD < 20	18

STD < 10	15
STD < 5	12

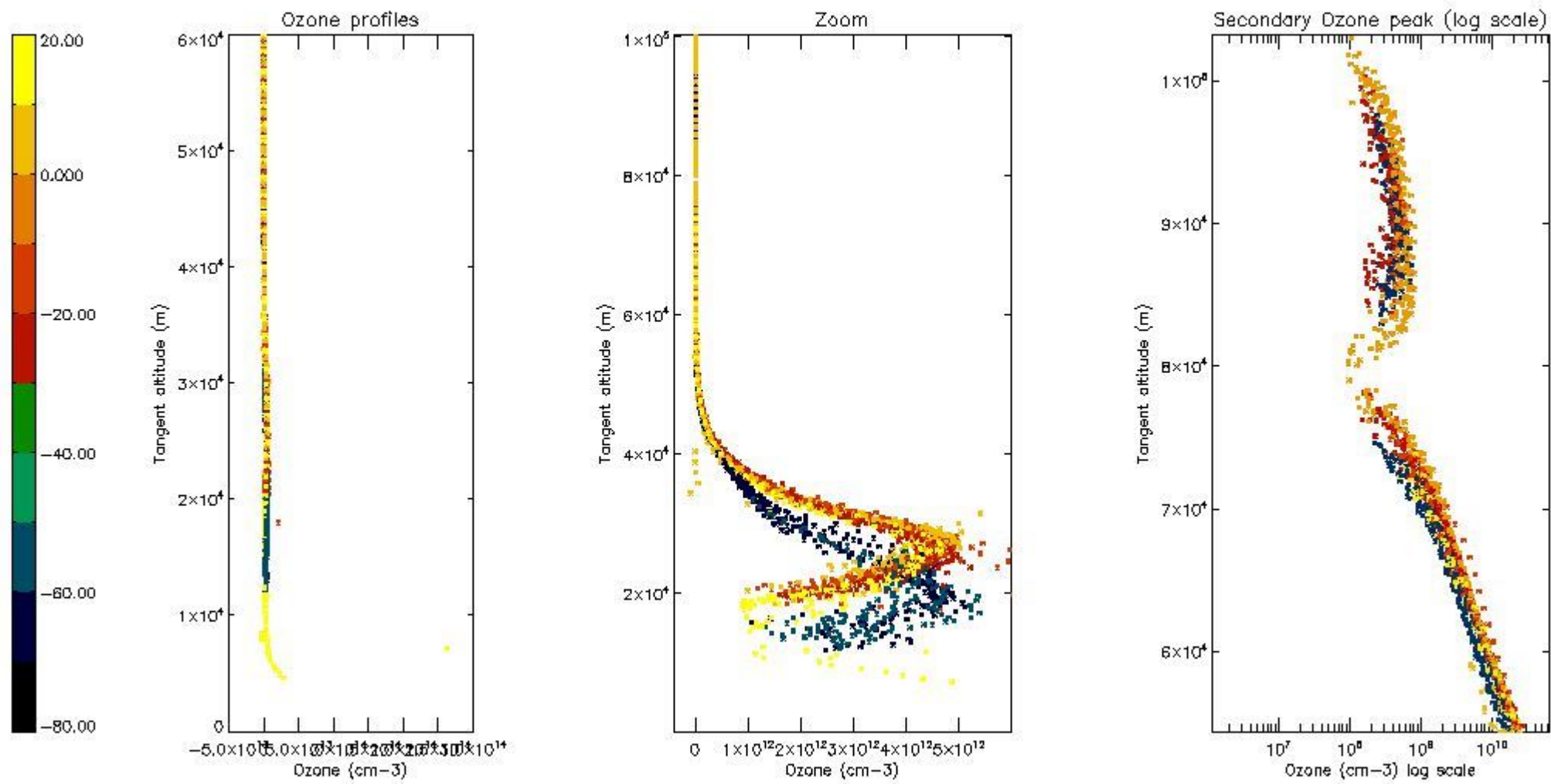
5.2 Plot ozone profiles for all STD (dark without errors)

The colorbar represents the latitude.



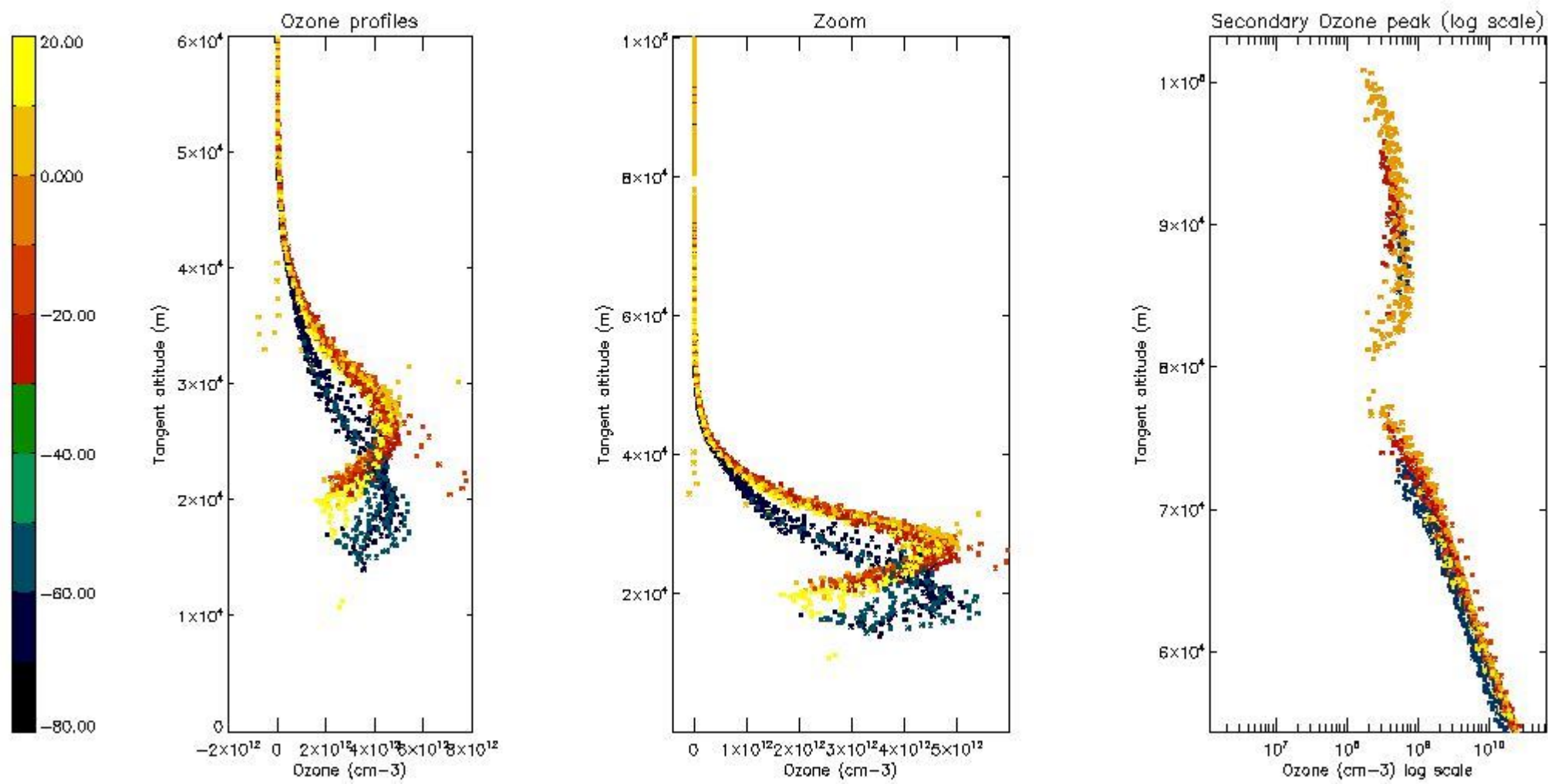
5.3 Plot ozone profiles where STD < 20% (dark without errors)

The colorbar represents the latitude.



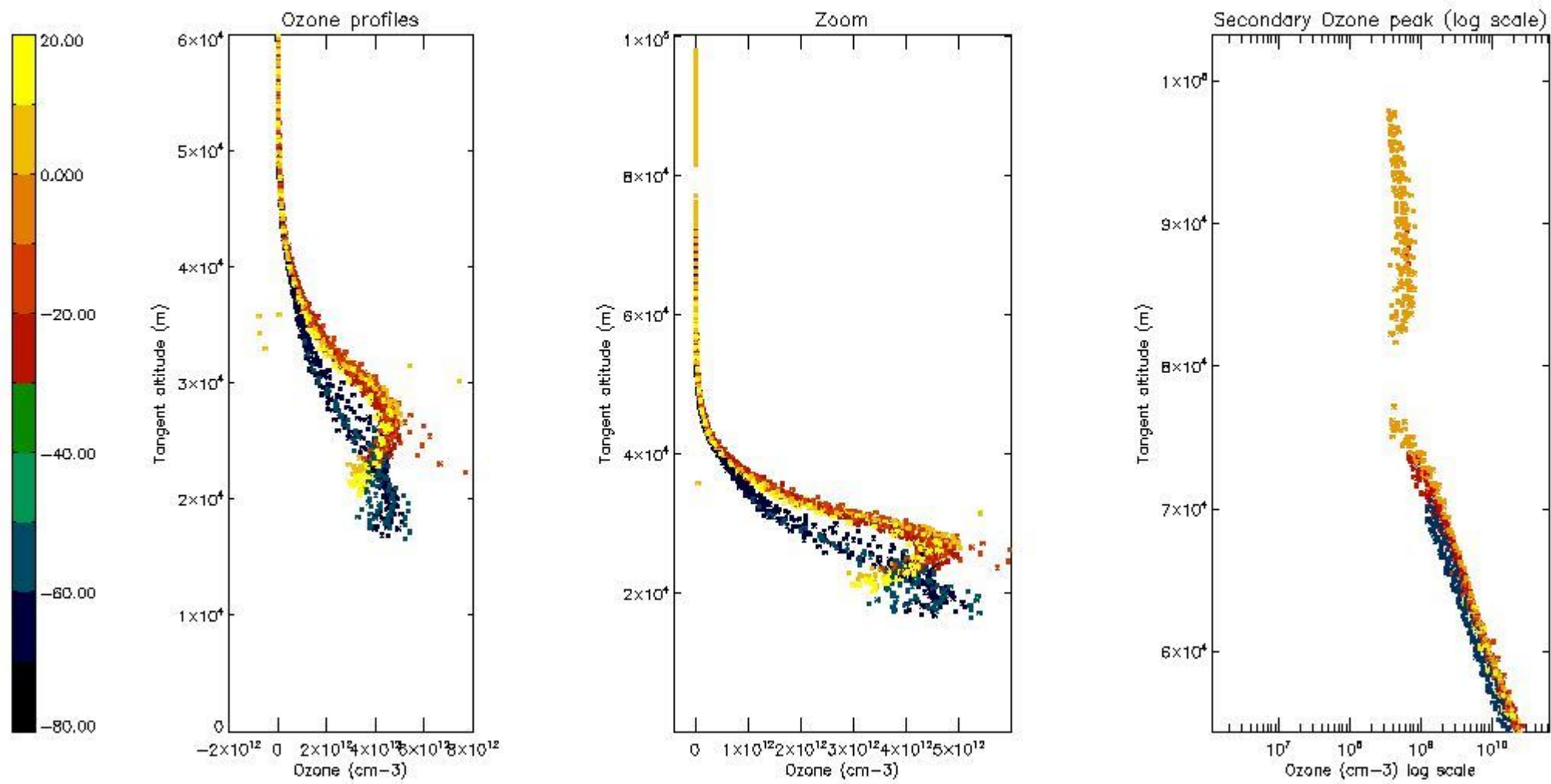
5.4 Plot ozone profiles where $STD < 10\%$ (dark without errors)

The colorbar represents the latitude.



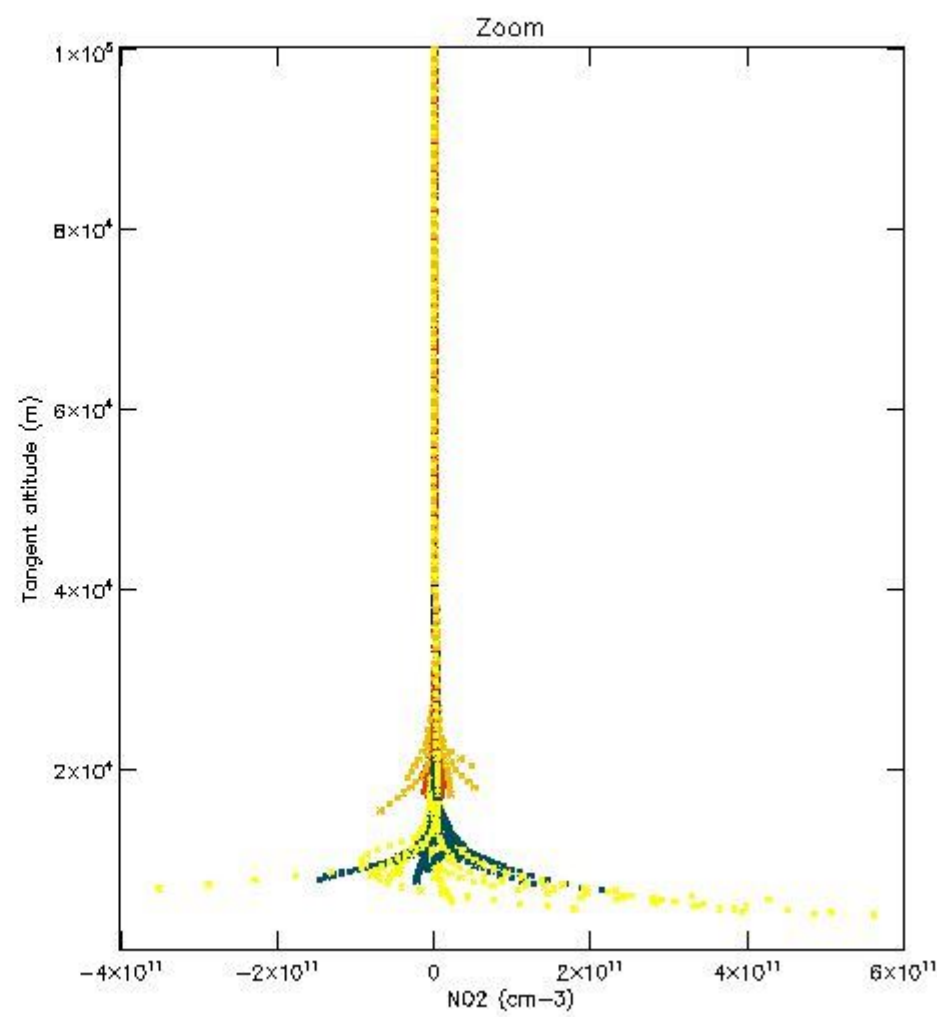
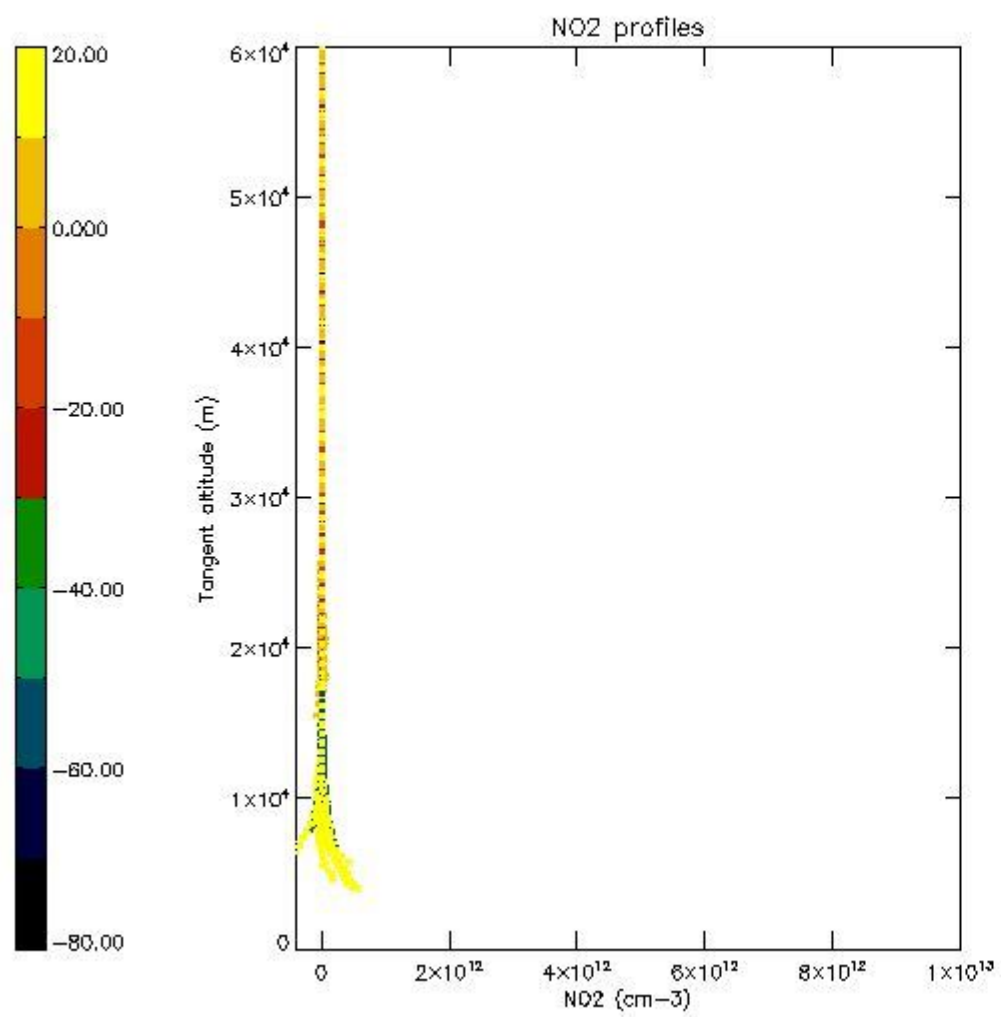
5.5 Plot ozone profiles where STD < 5% (dark without errors)

The colorbar represents the latitude.



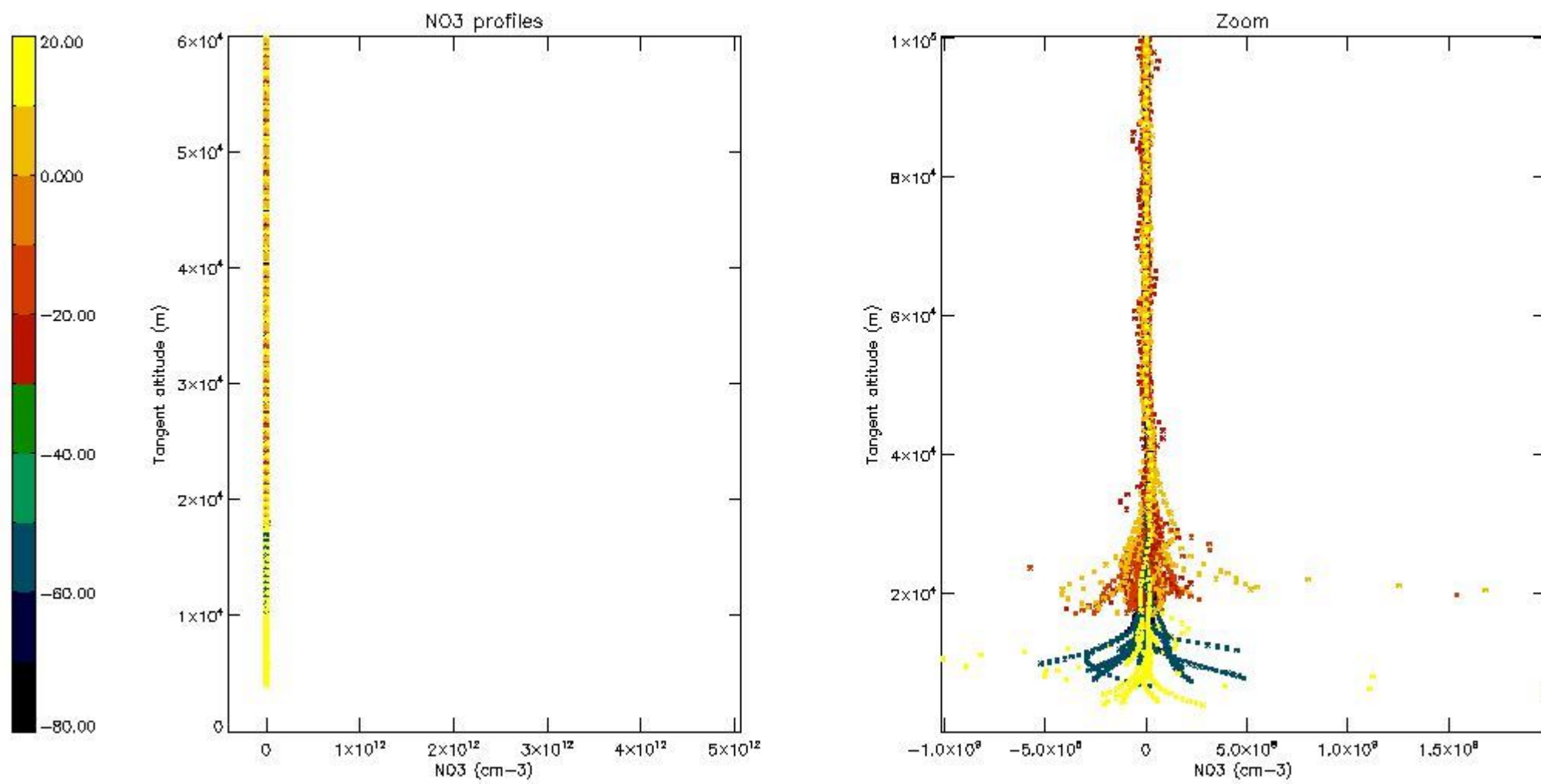
5.6 Plot NO₂ profiles for all STD (dark without errors)

The colorbar represents the latitude.



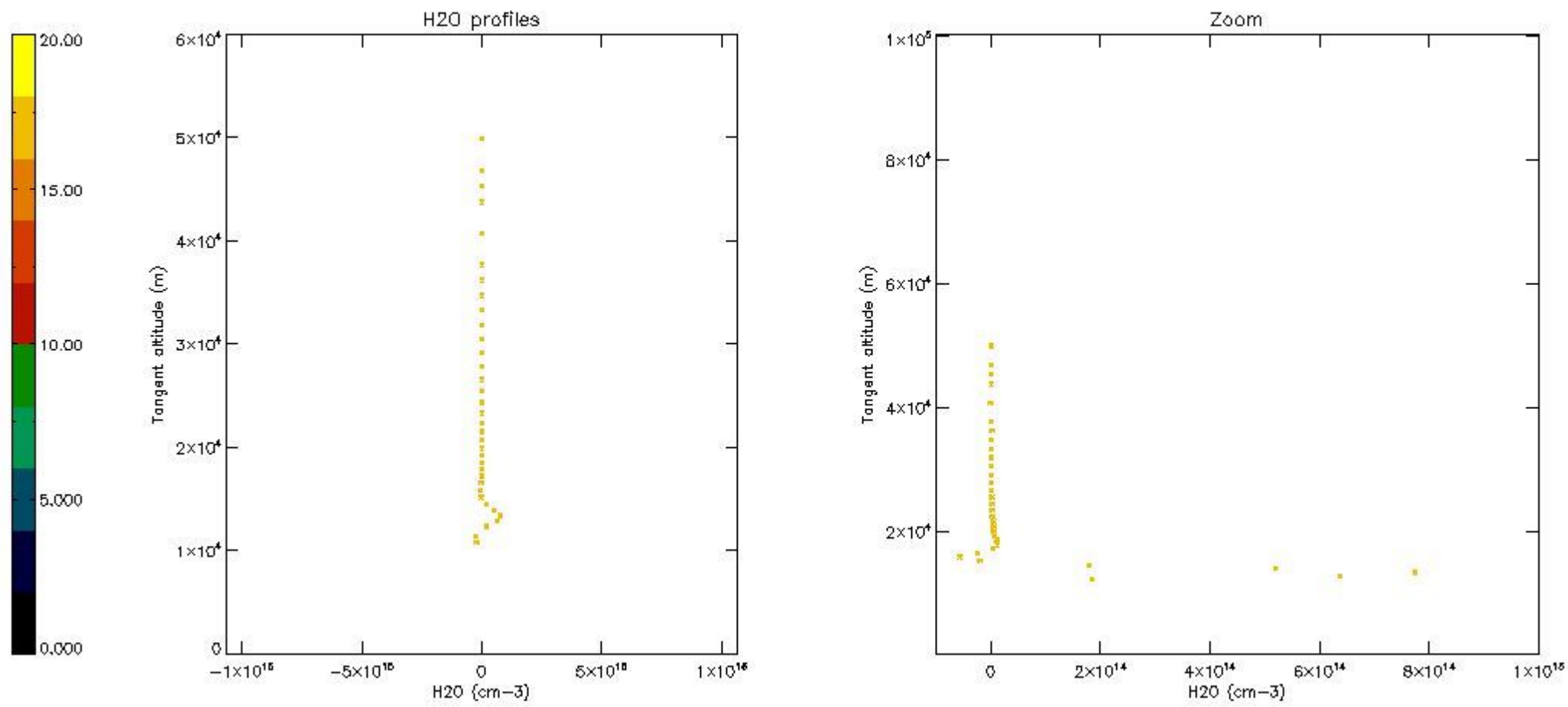
5.7 Plot NO3 profiles for all STD (dark without errors)

The colorbar represents the latitude.



5.8 Plot H2O profiles for all STD (only for occultations of stars 1,2,3,4,13,14,16,26,63 dark without errors)

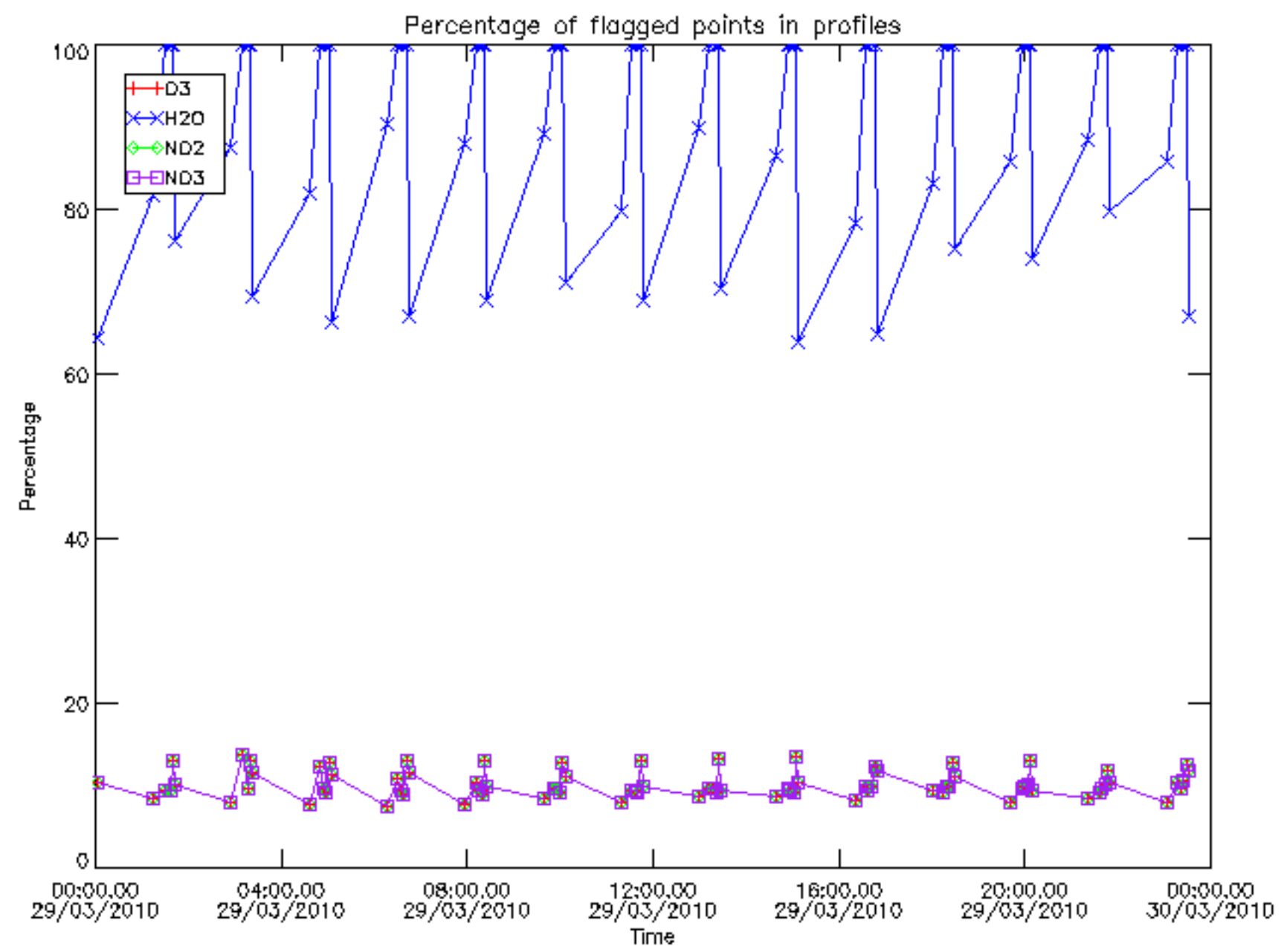
The colorbar represents the latitude.



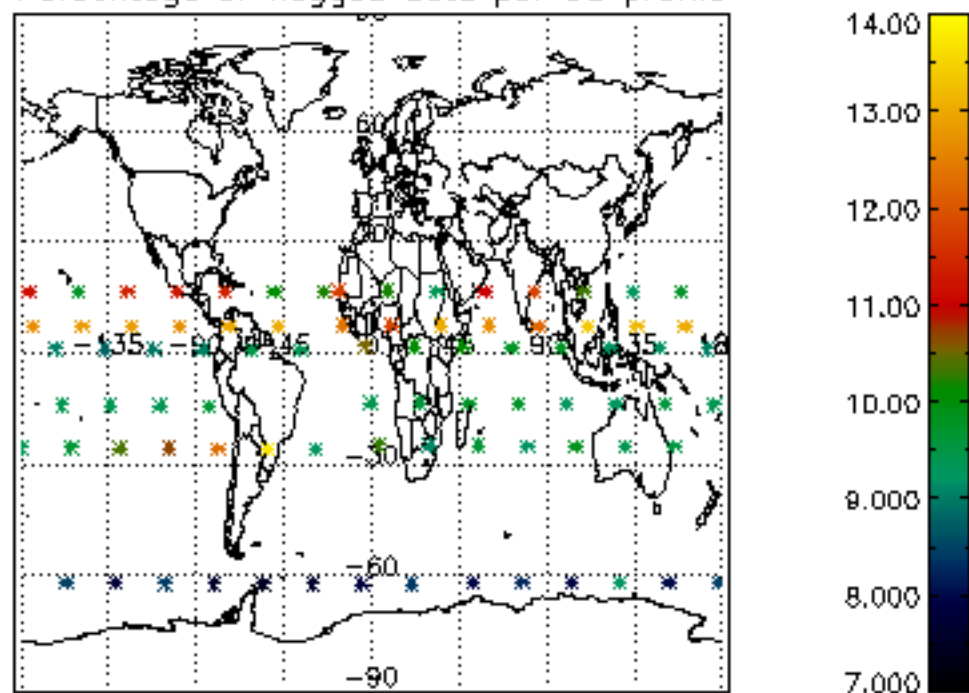
6. Auxiliary Data Files used for the production reported in section 2

The number reported in the third column indicates since which file (see list in section 2) the corresponding auxiliary file has been used. The fourth column is the date of those product files.

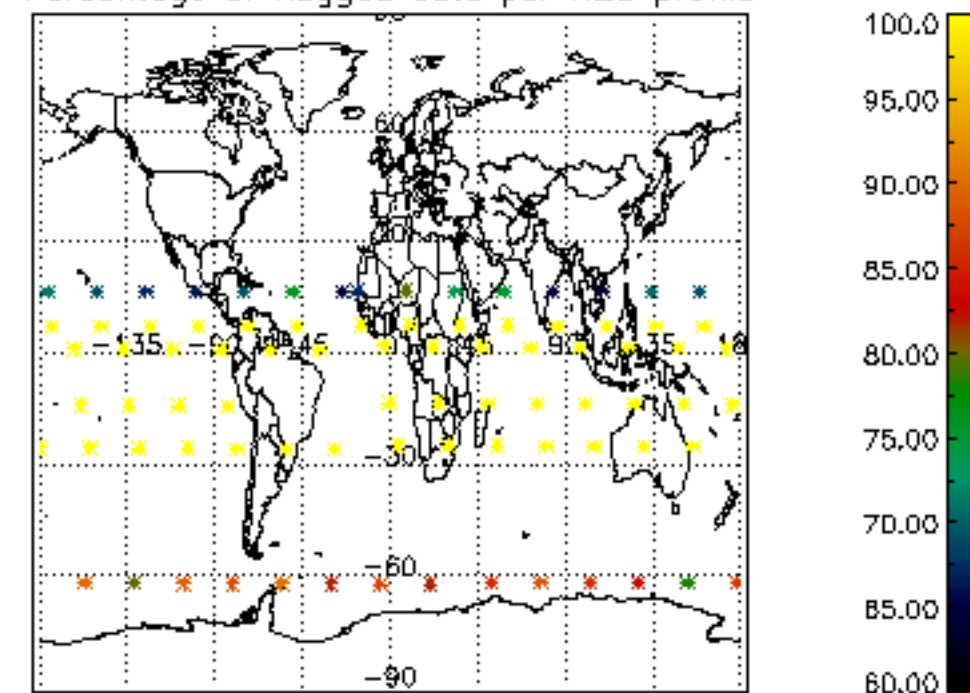
Type	Auxiliary Filename	Used since product	Used since product date
INST_PHYS_CHARACTERISTICS	GOM_INS_AXVIEC20091111_143220_20030716_120000_20500101_000000	1	29-MAR-2010 00:02:20
LEVEL-2_PROC_CONFIG	GOM_PR2_AXVIEC20091111_152718_20020301_000000_20500101_000000	1	29-MAR-2010 00:02:20
CROSS_SECTIONS_FILE	GOM_CRS_AXVIEC20091111_154832_20020301_000000_20500101_000000	1	29-MAR-2010 00:02:20



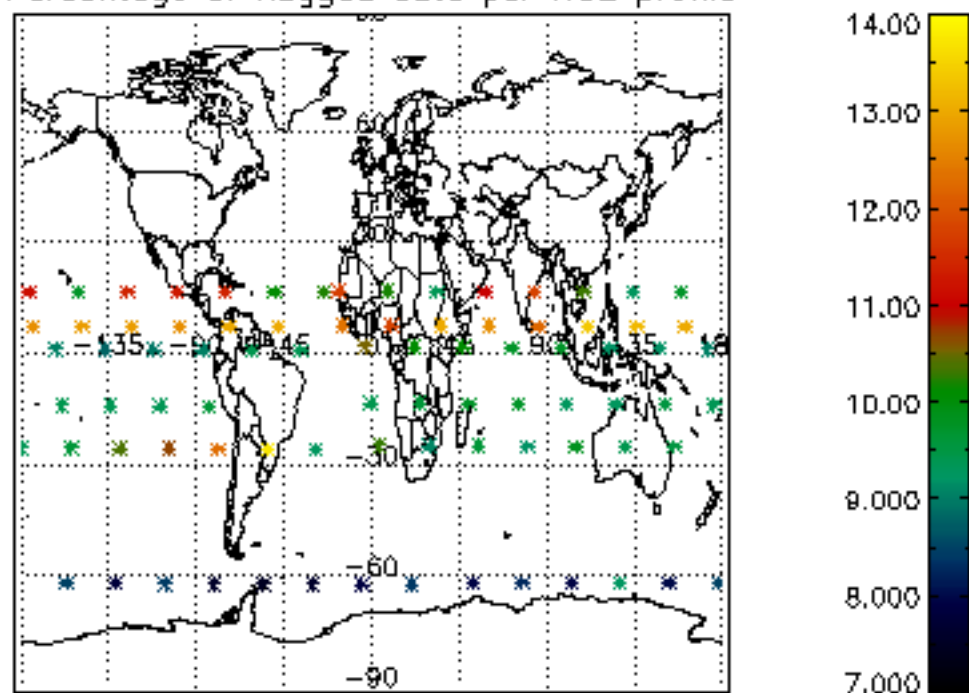
Percentage of flagged data per D3 profile



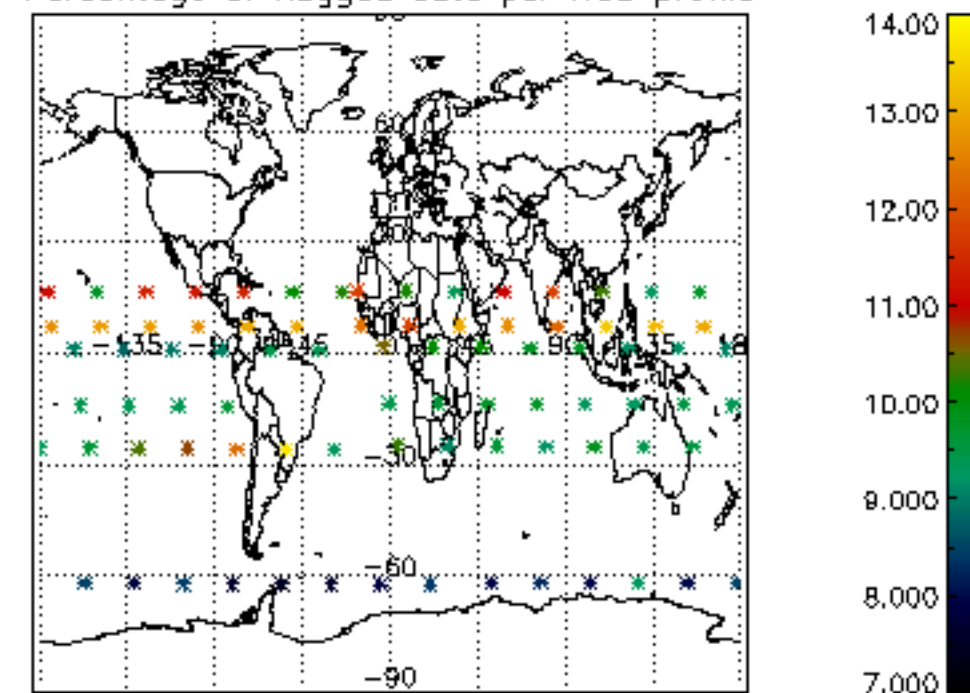
Percentage of flagged data per H2O profile

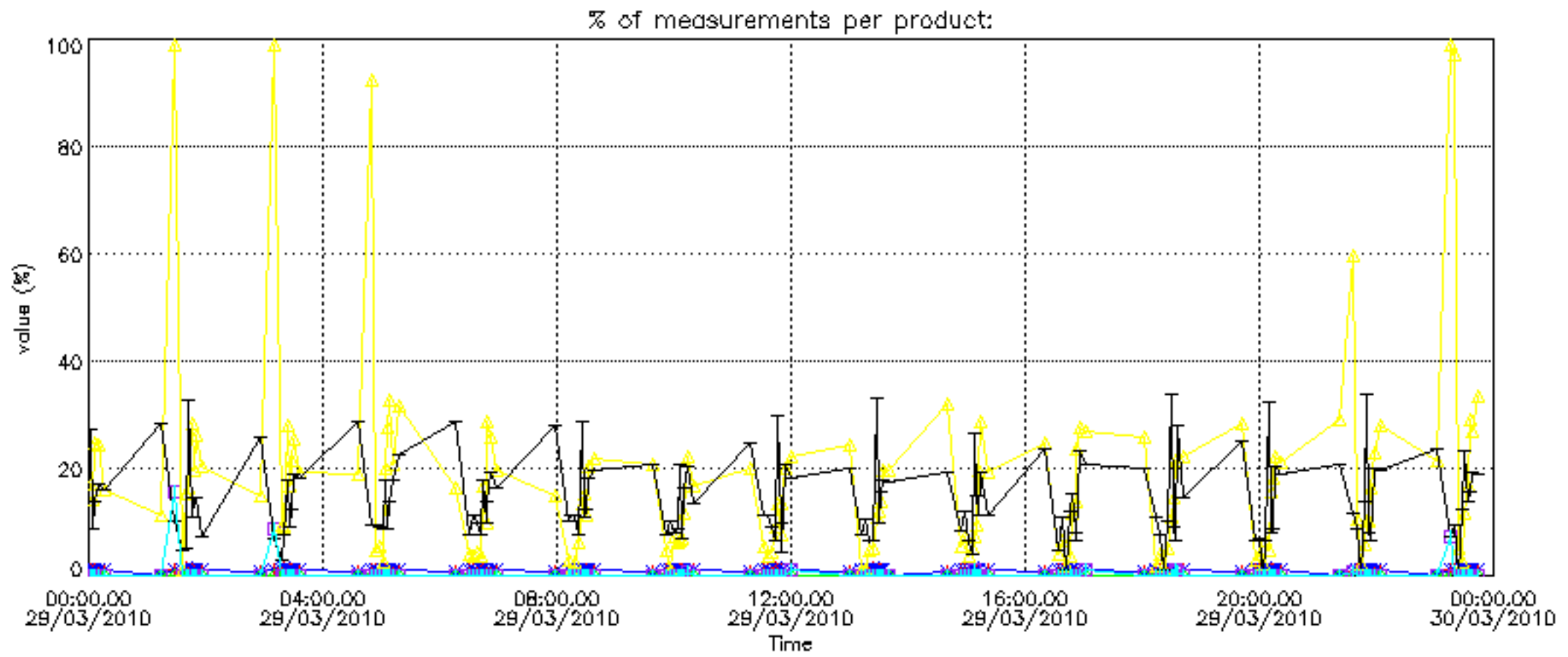


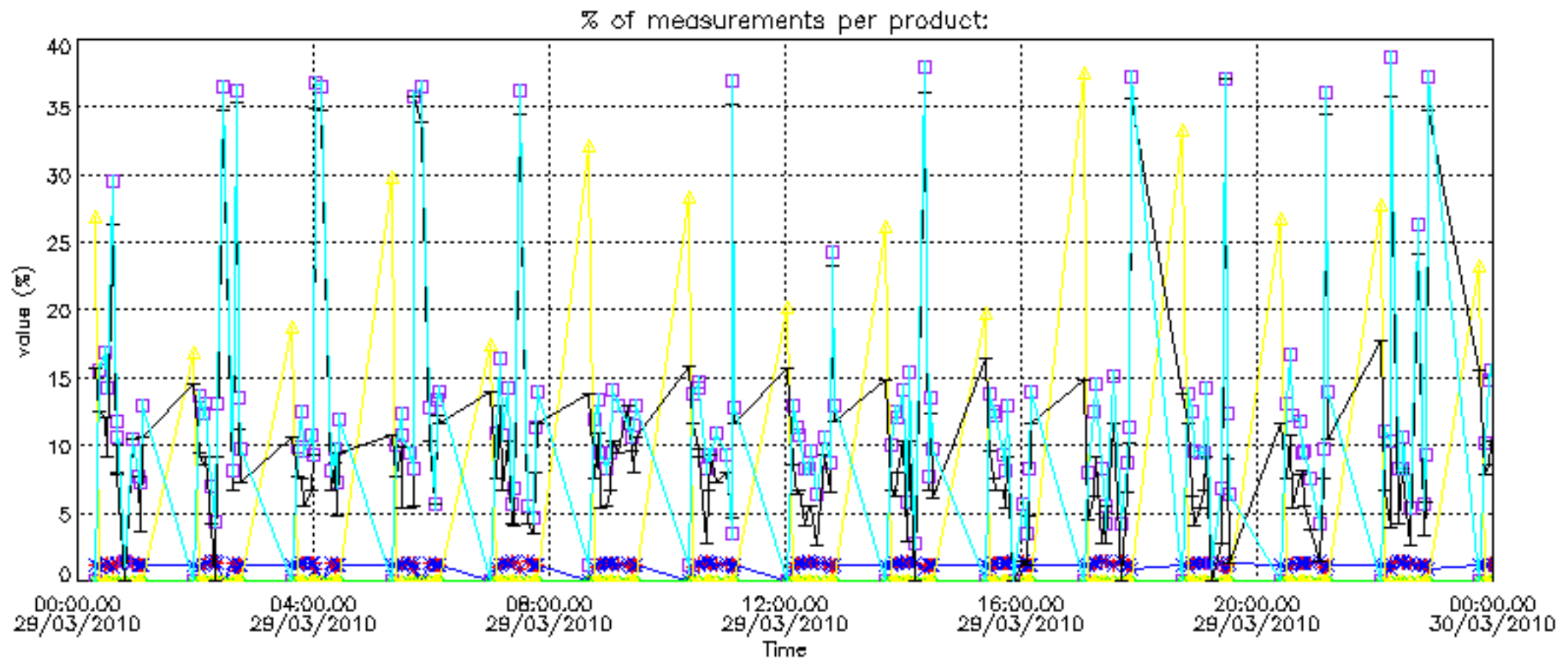
Percentage of flagged data per NO2 profile



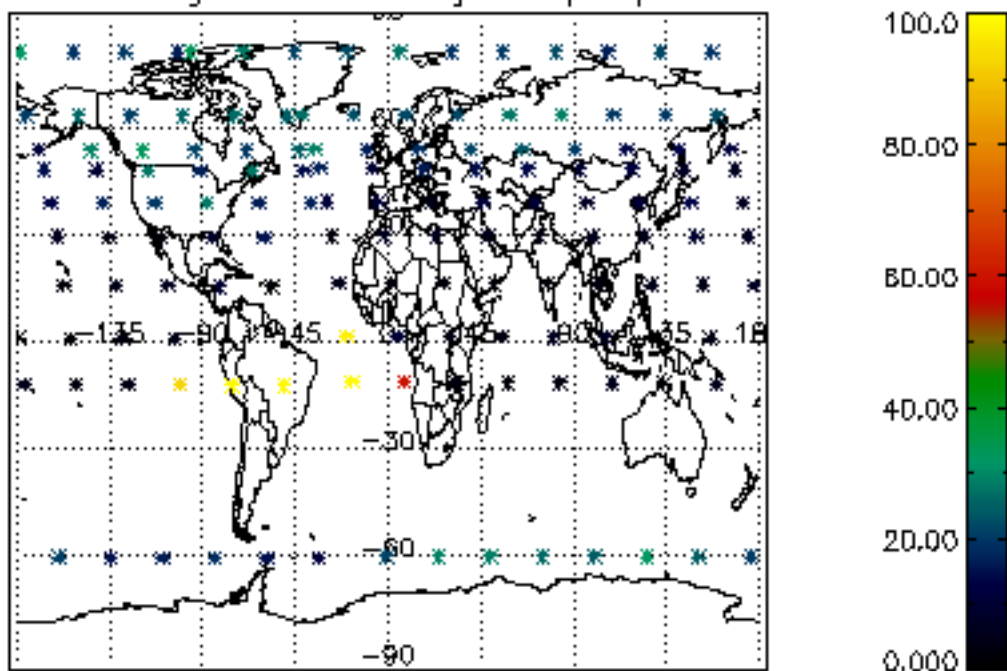
Percentage of flagged data per NO3 profile



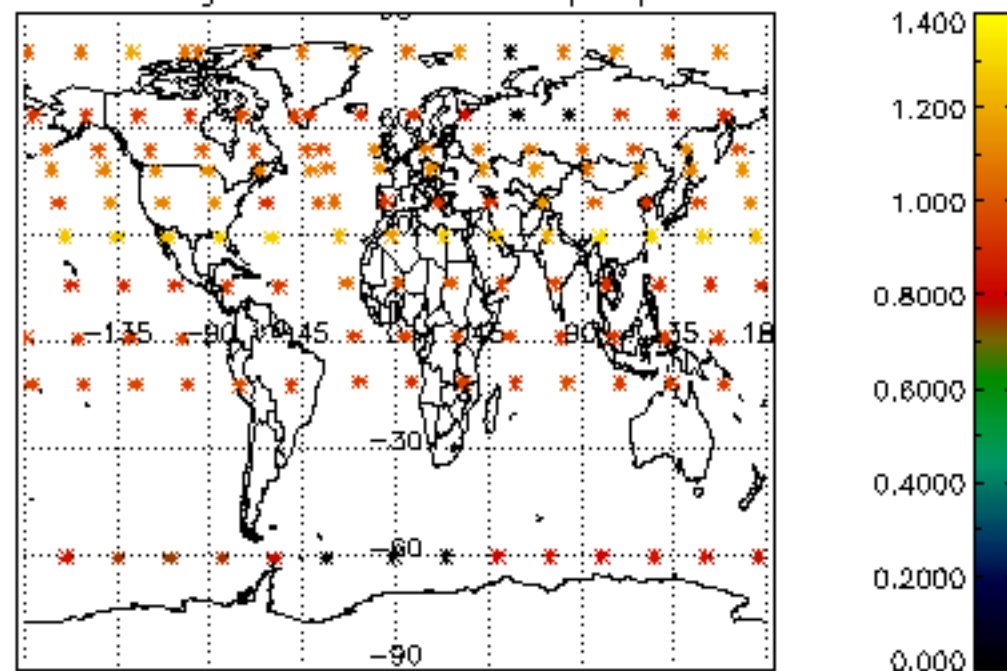




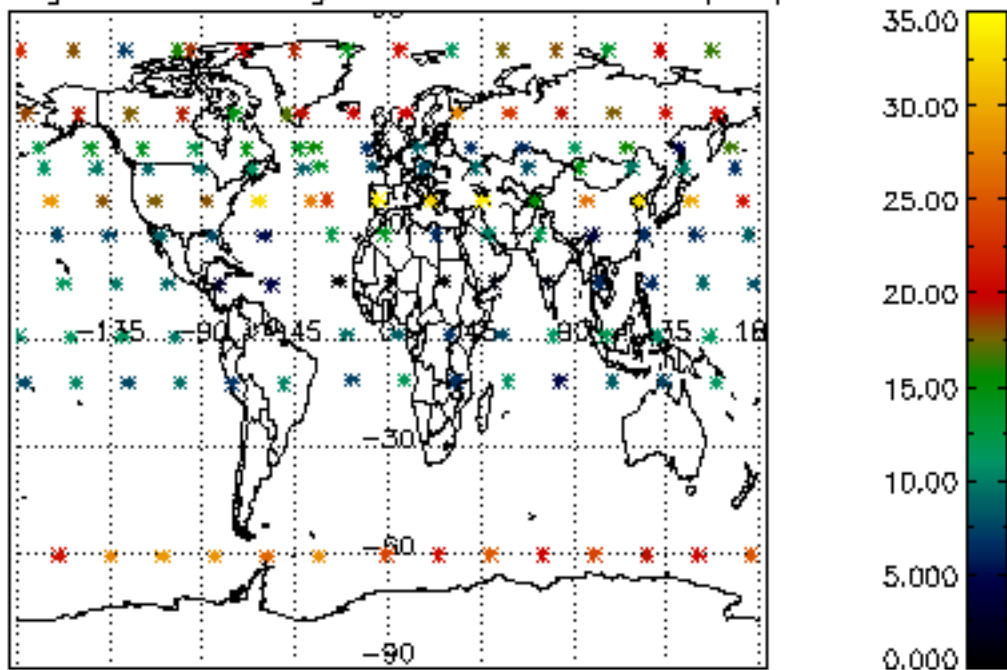
Percentage of cosmic ray hits per profile



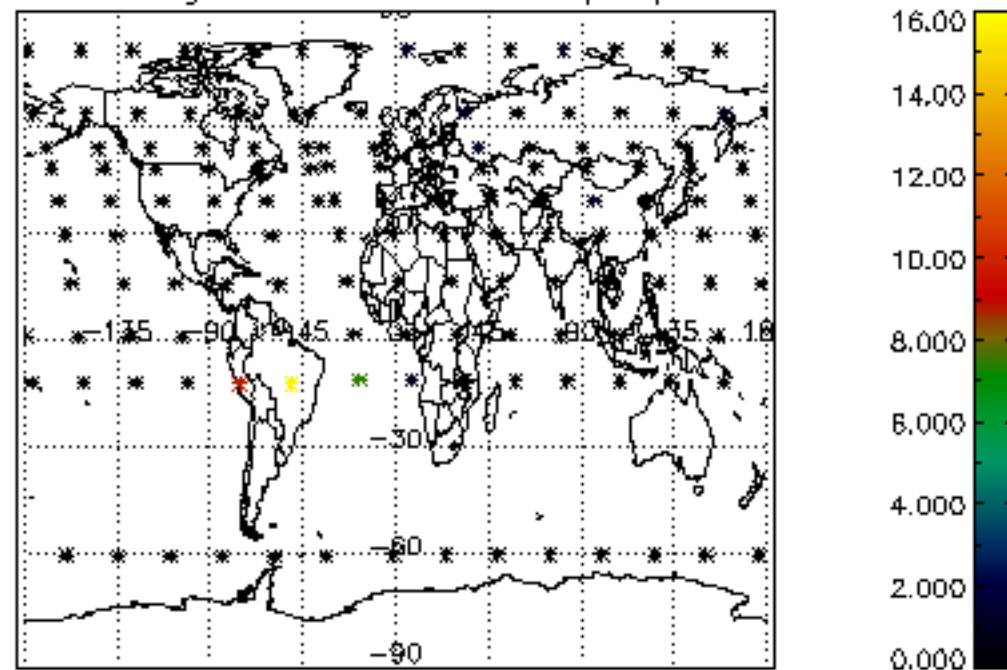
Percentage of datation errors per profile



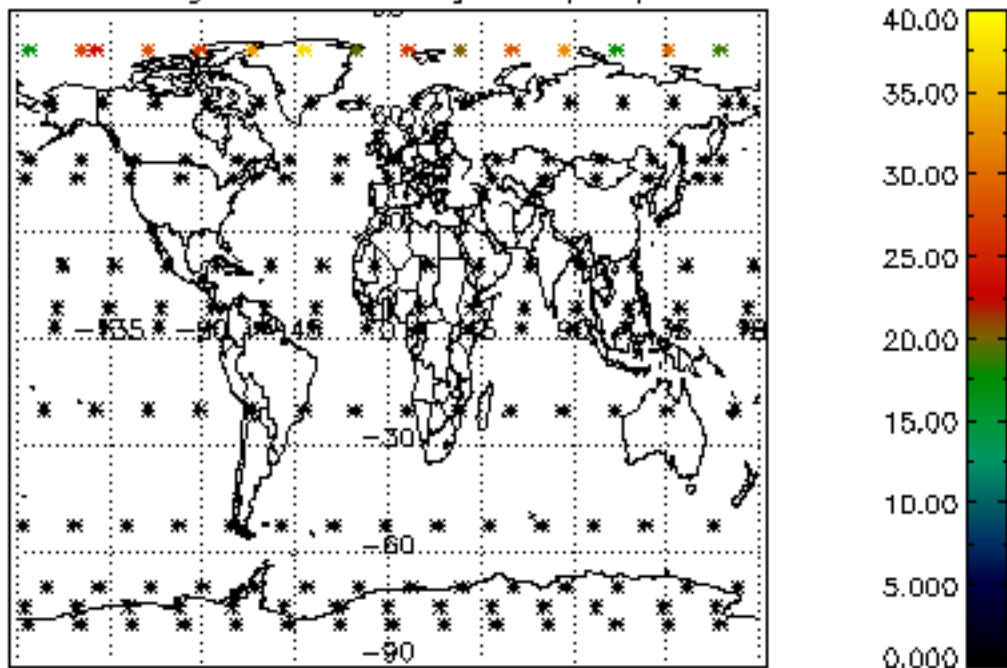
Percentage of star falling outside central band per profile



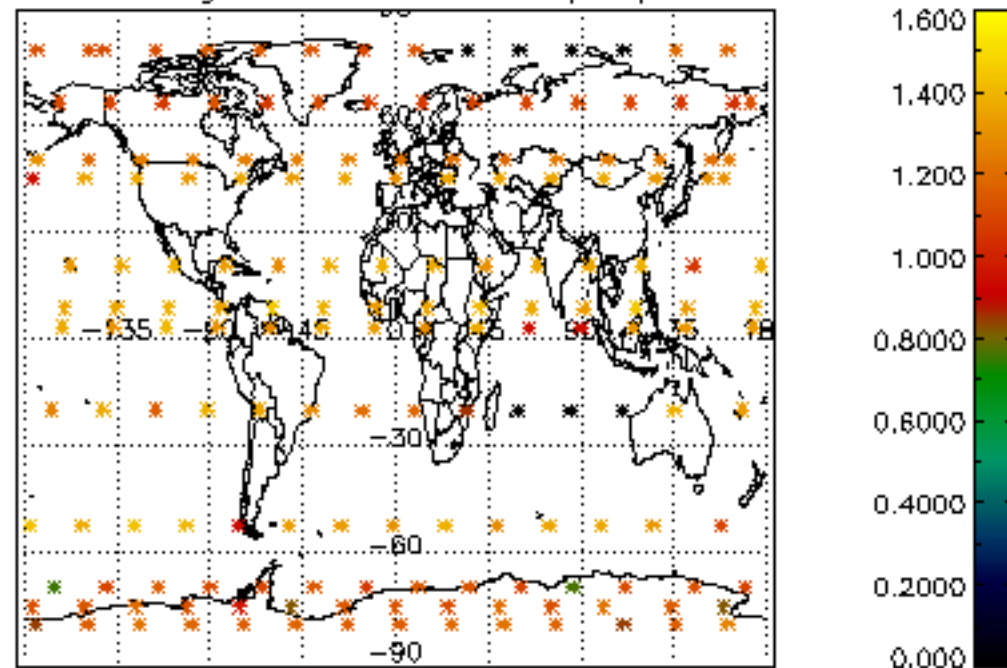
Percentage of saturation errors per profile



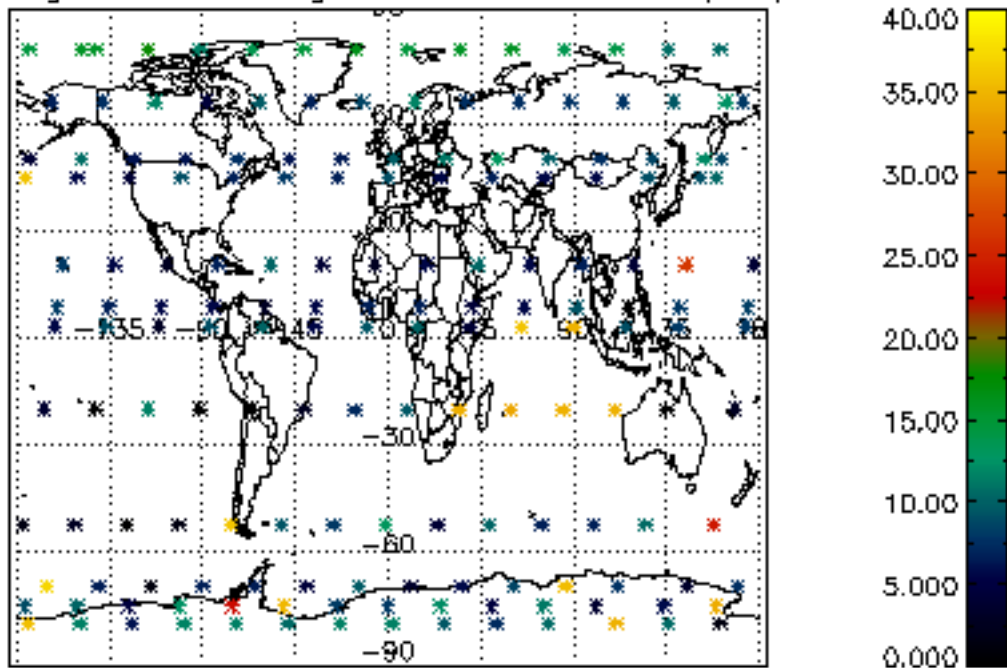
Percentage of cosmic ray hits per profile



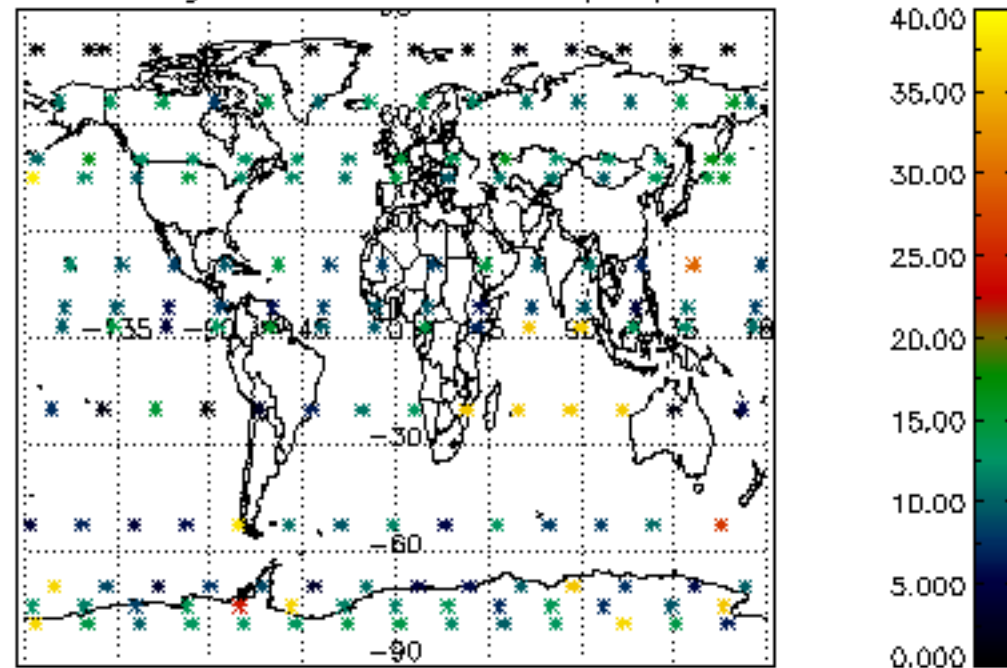
Percentage of datation errors per profile

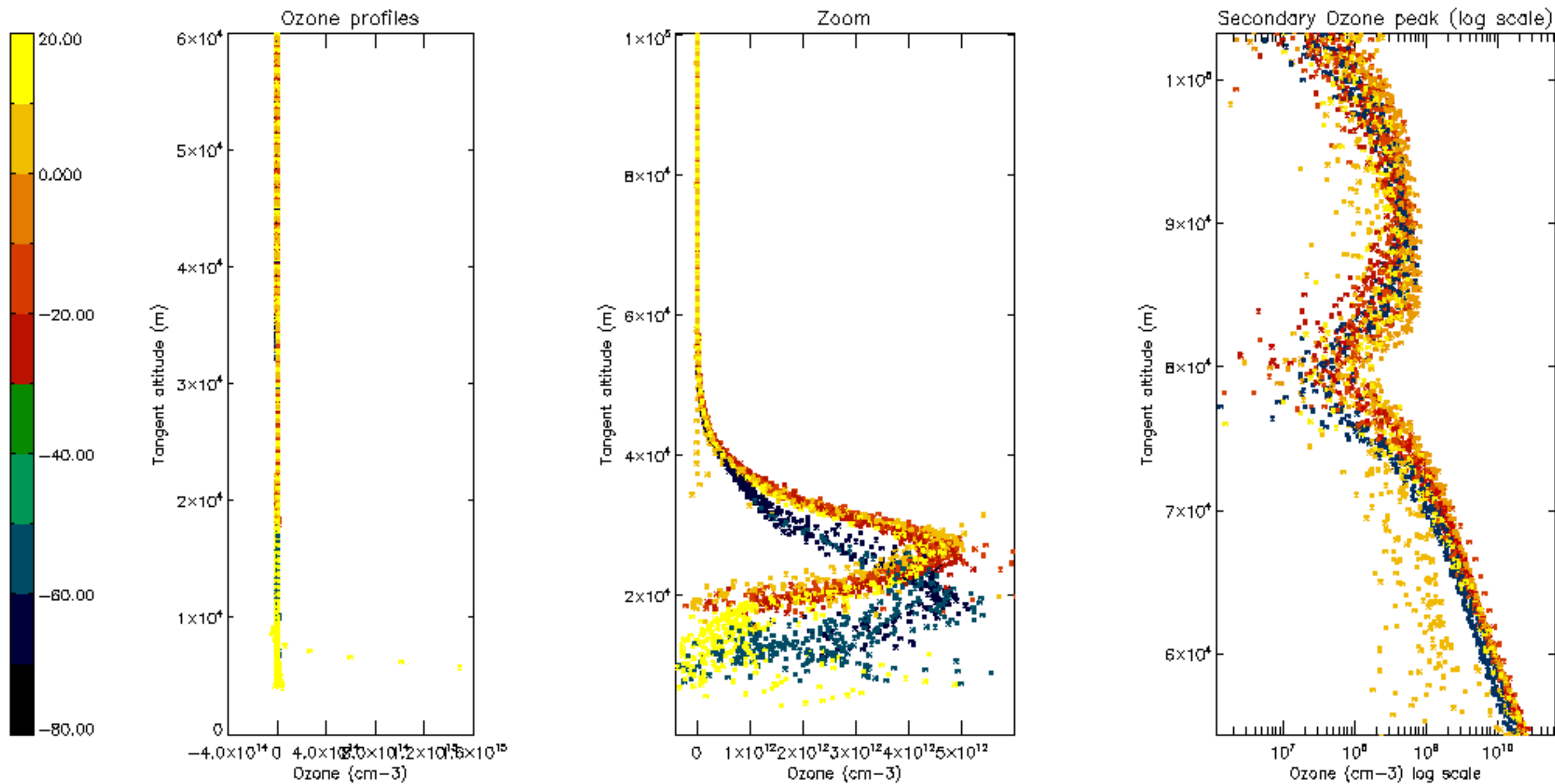


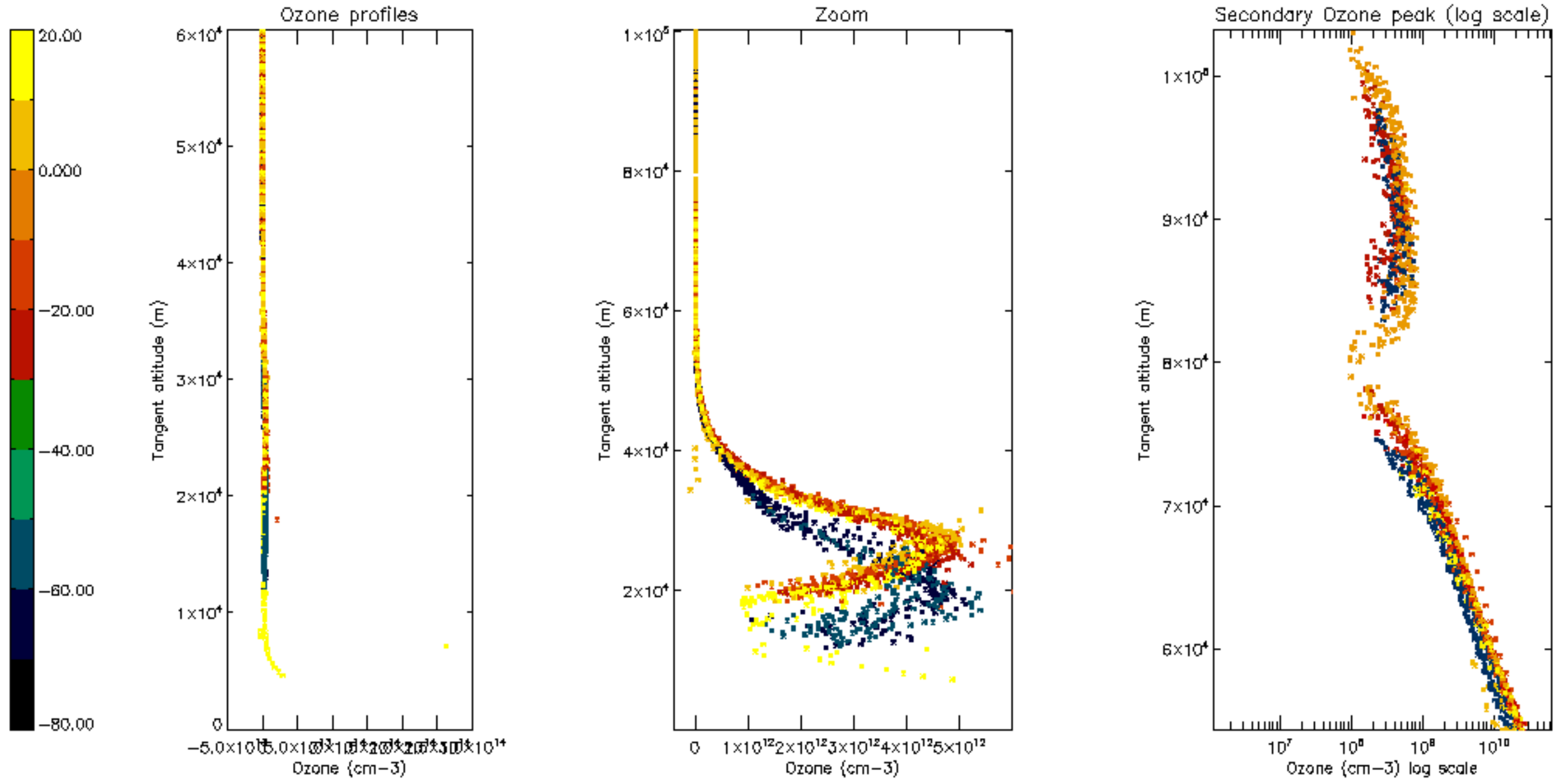
Percentage of star falling outside central band per profile

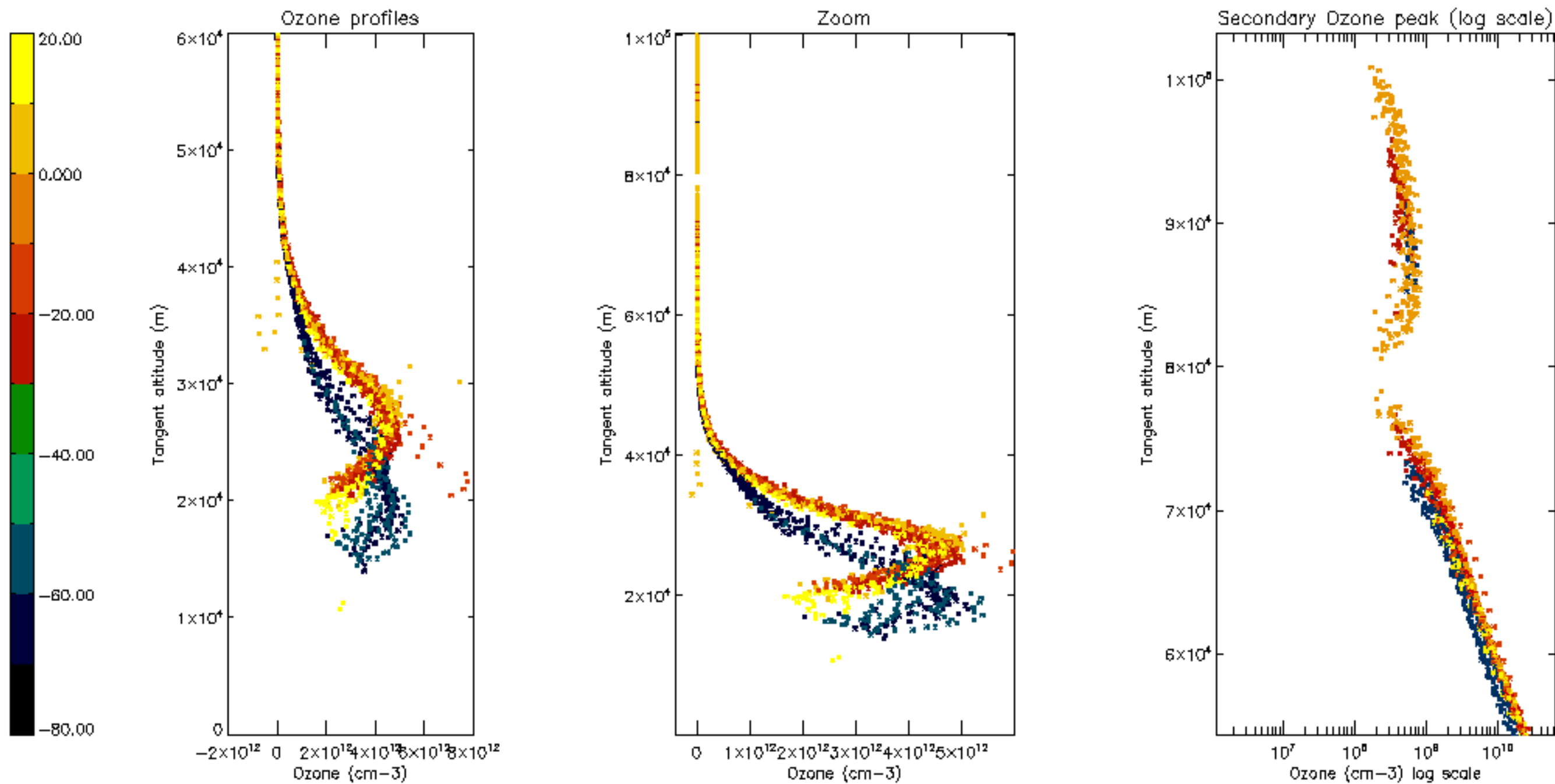


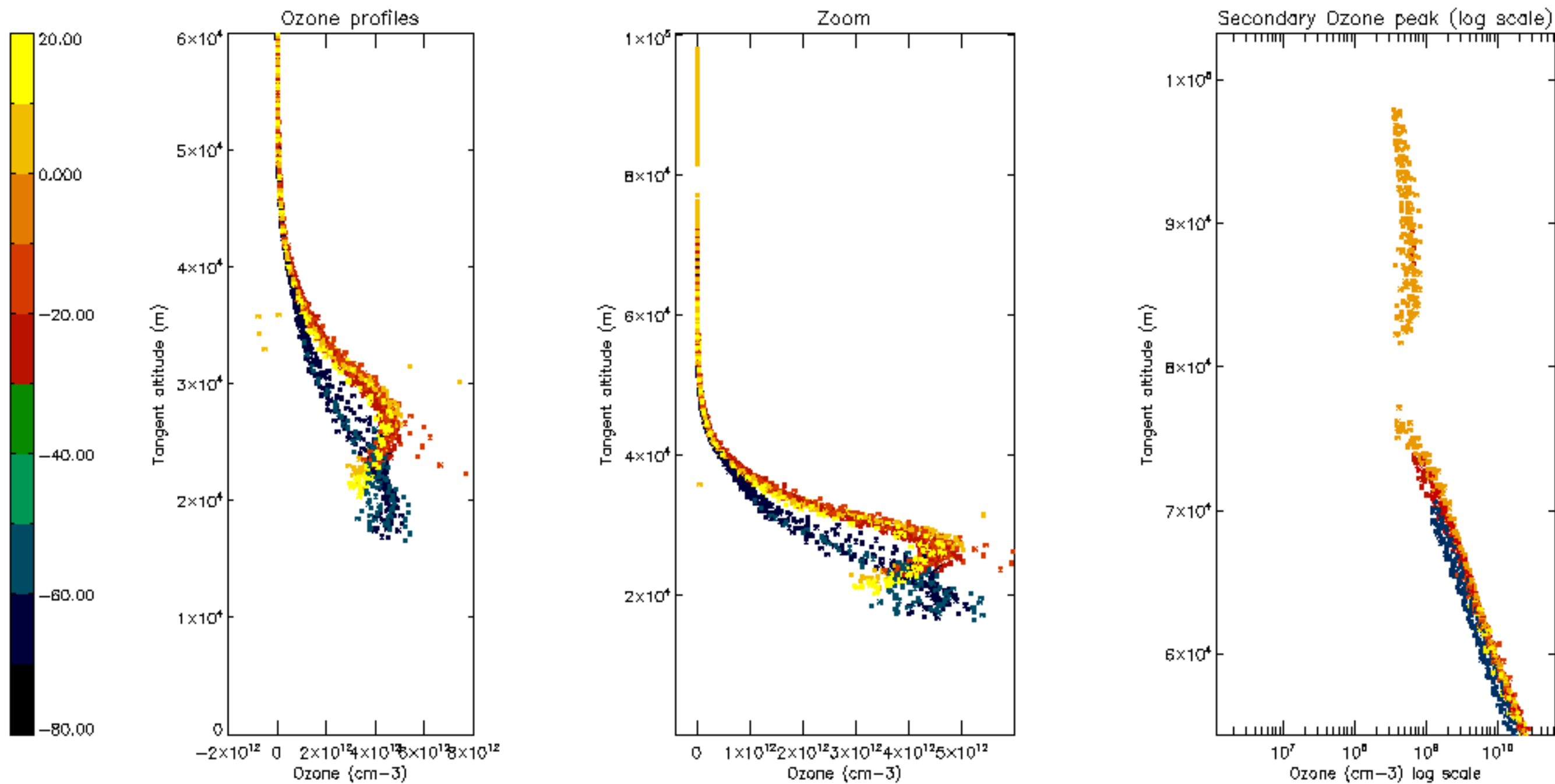
Percentage of saturation errors per profile

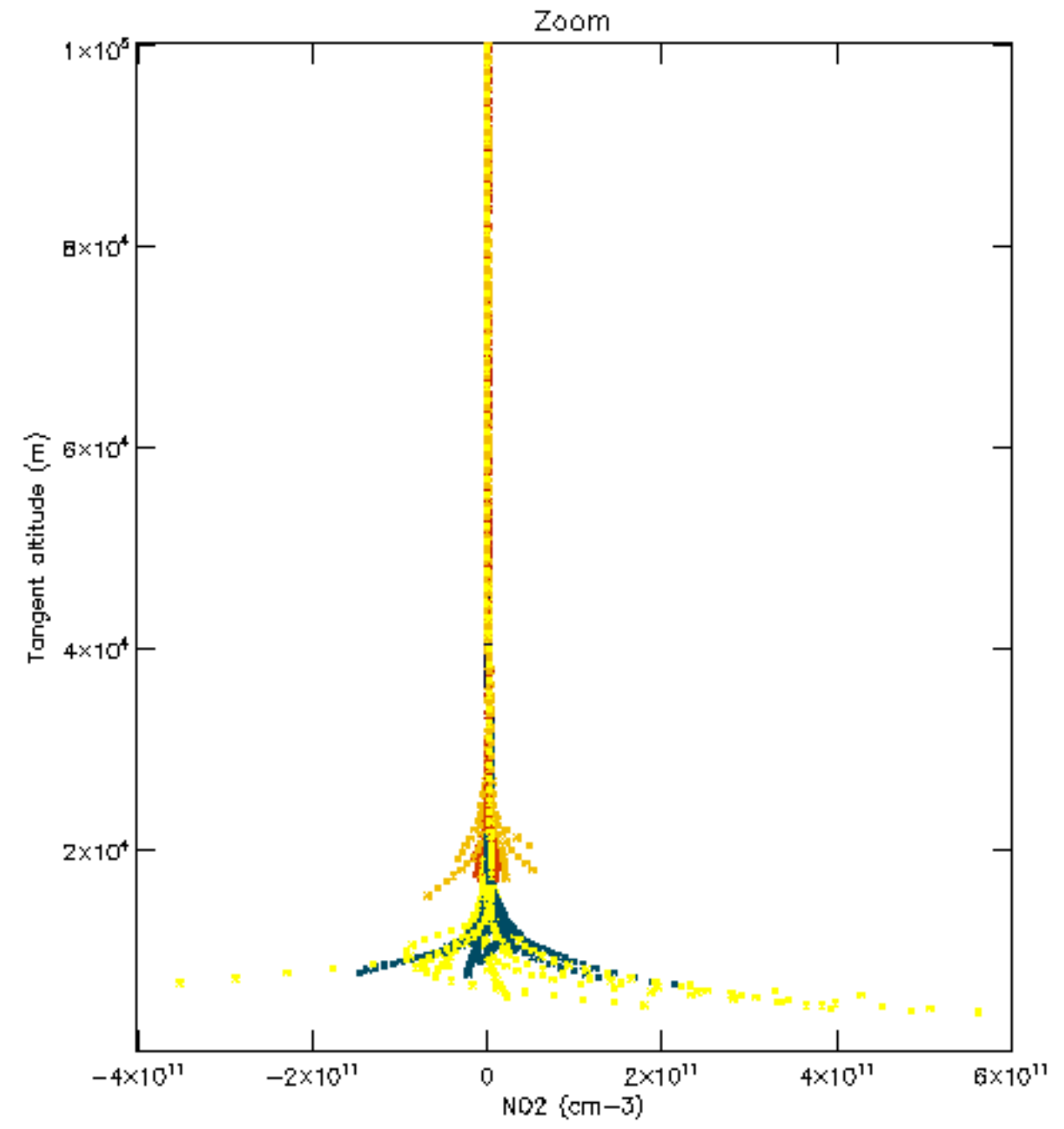
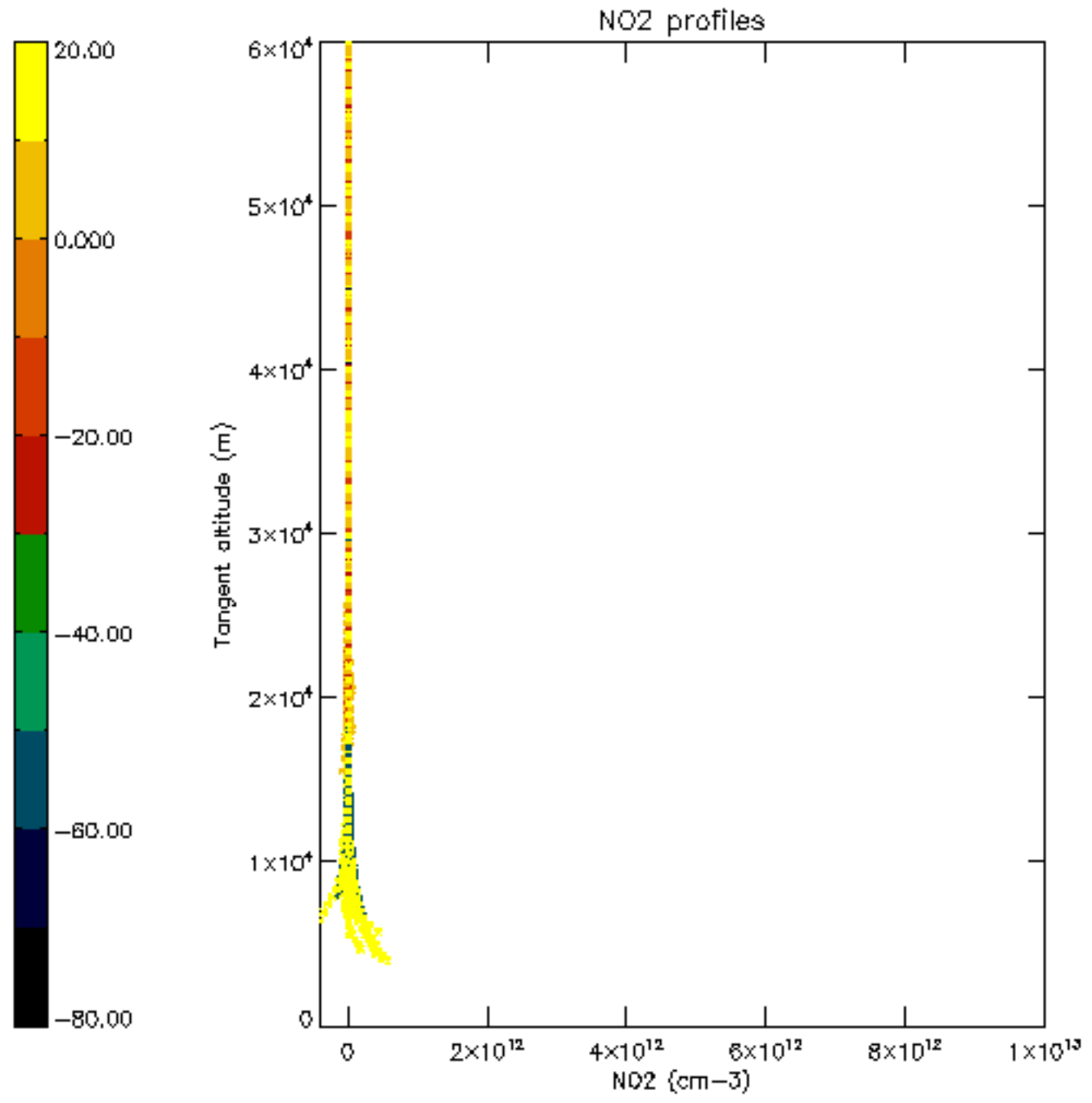


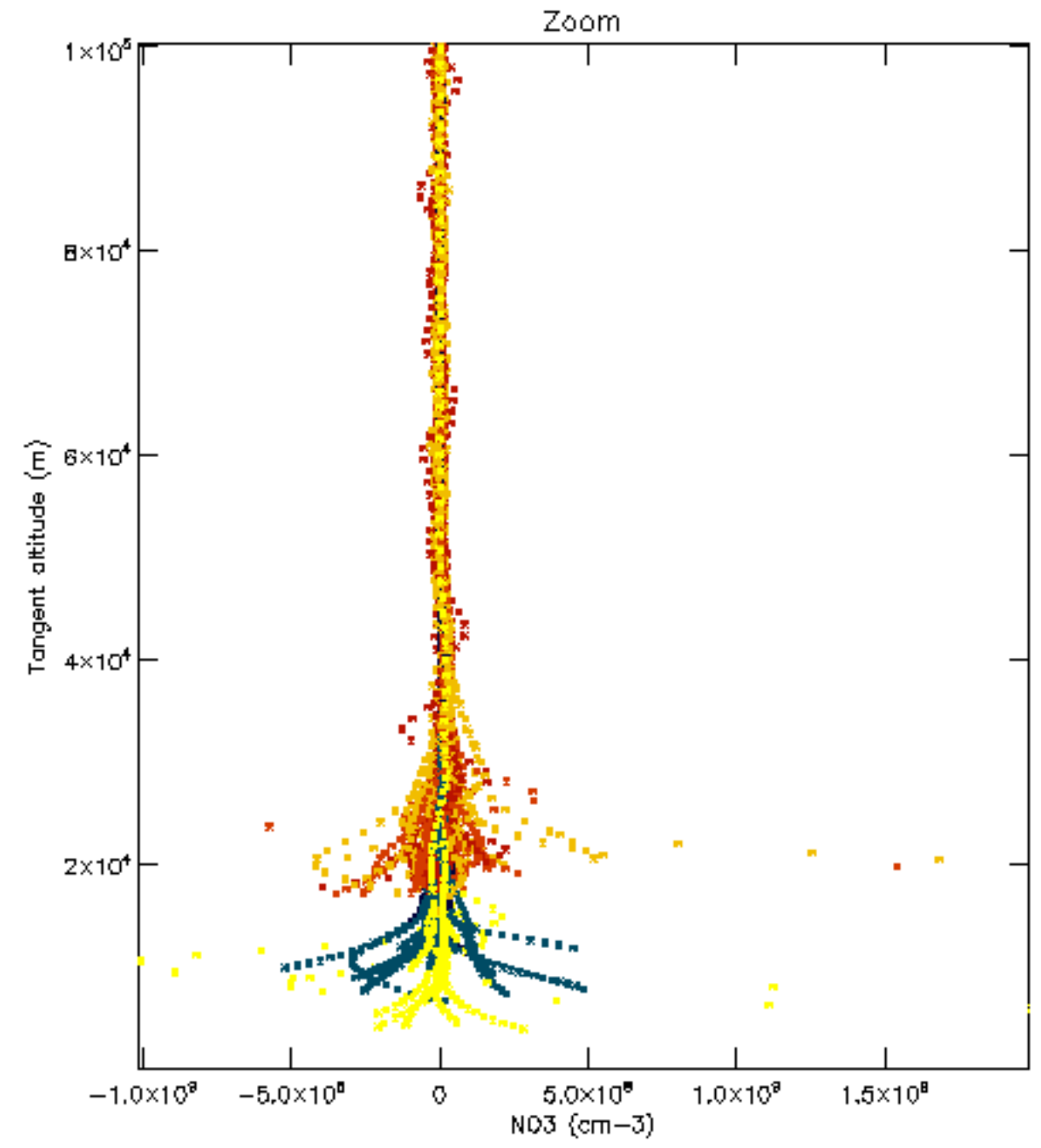
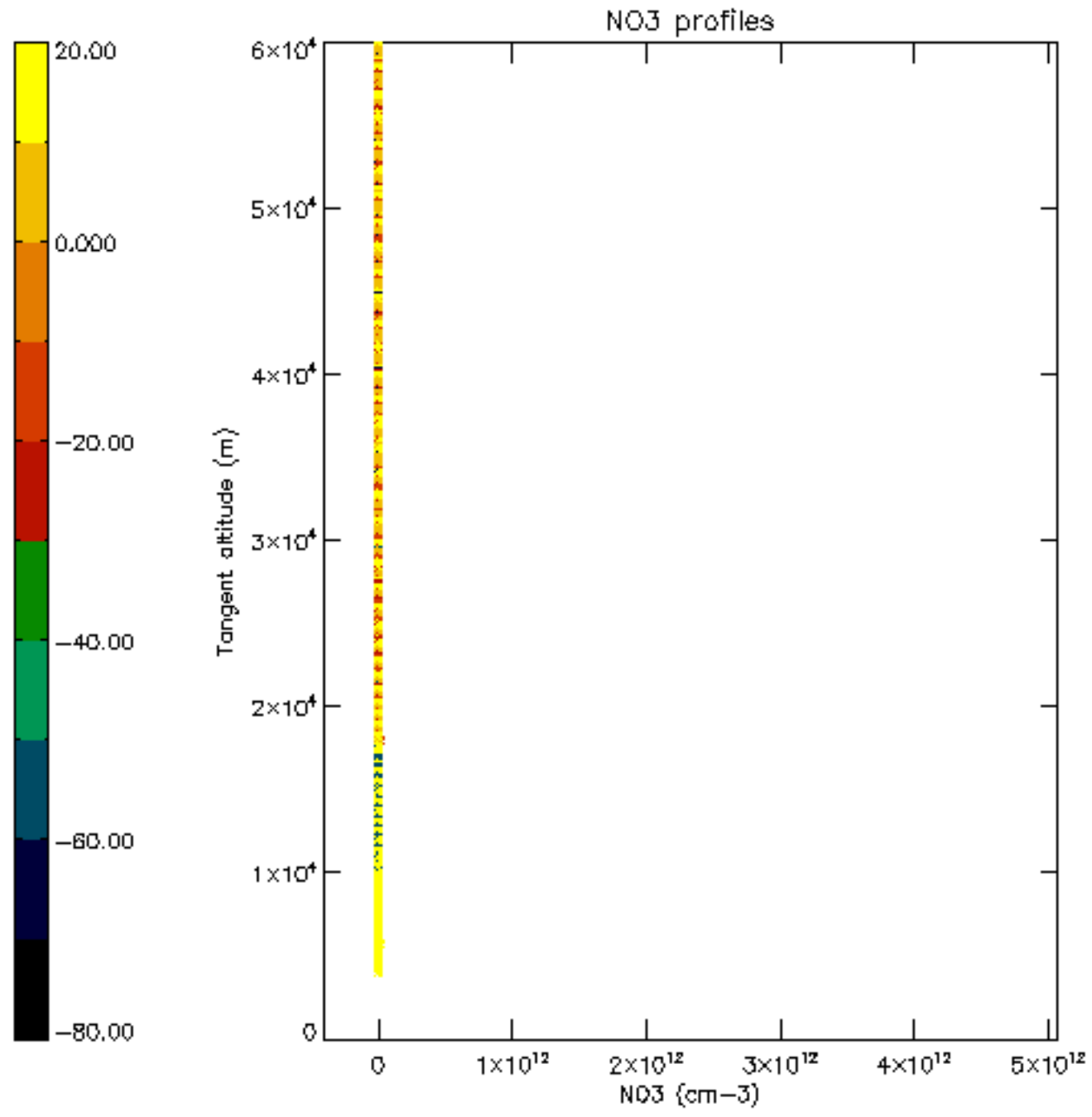


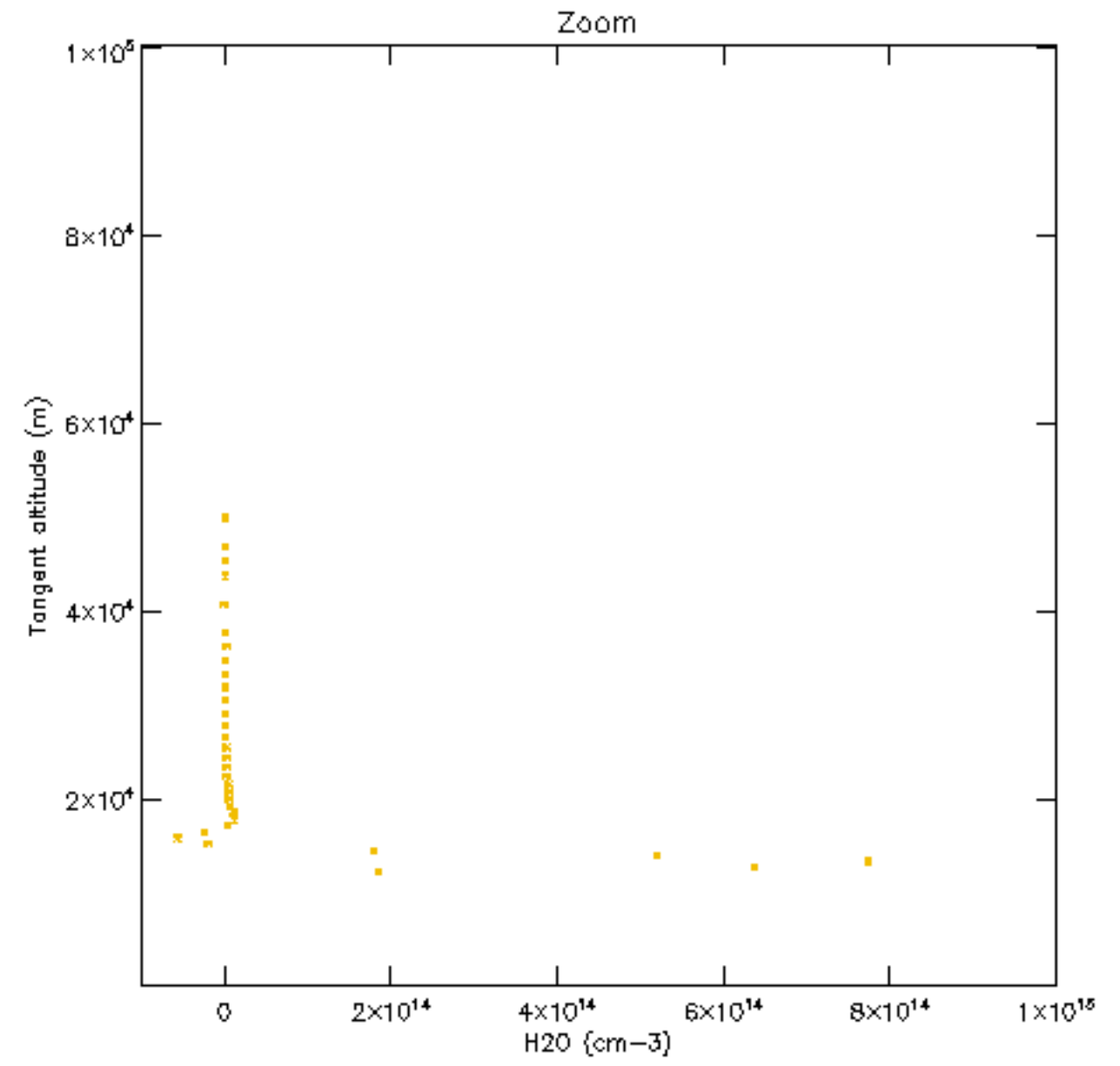
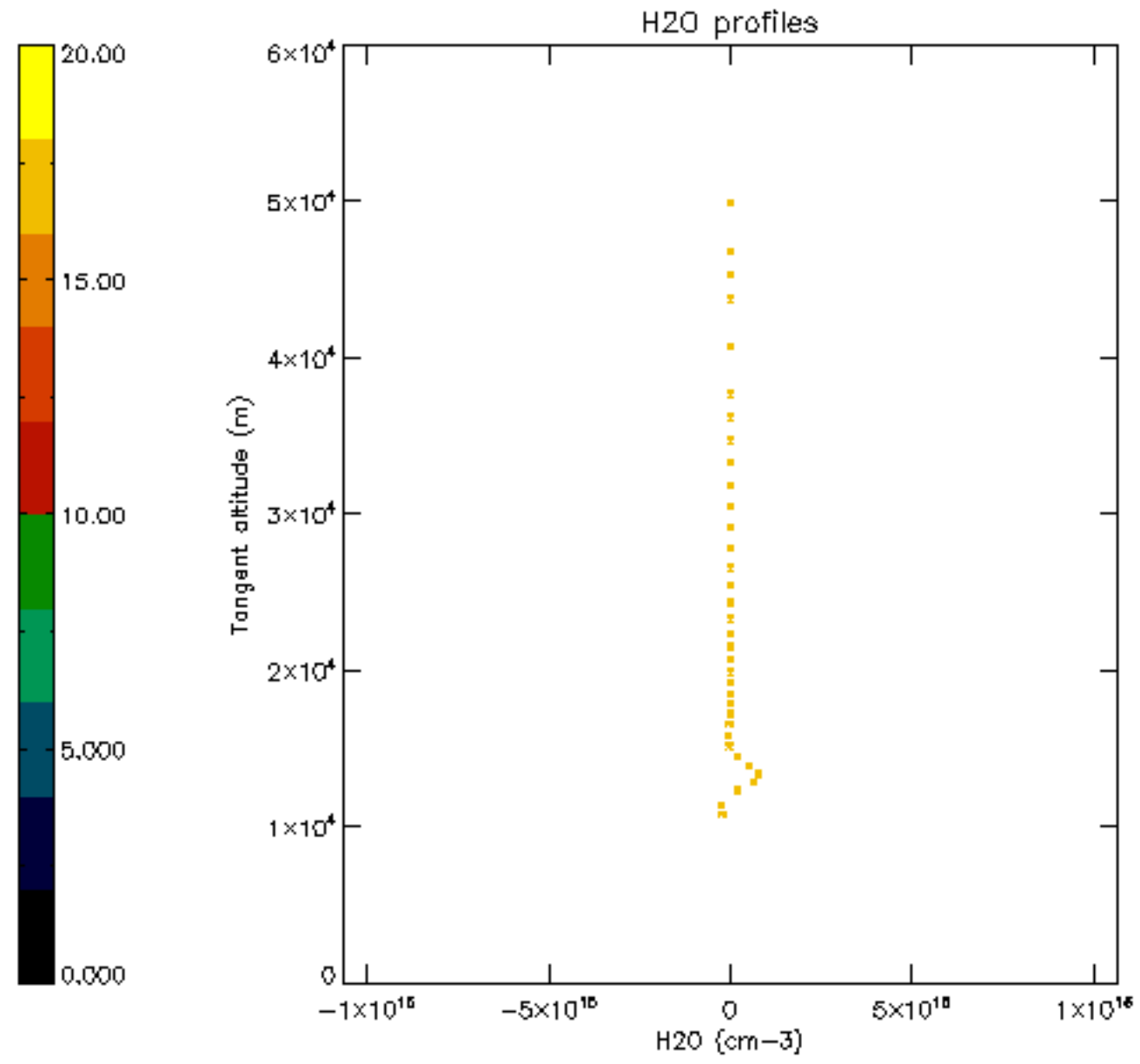


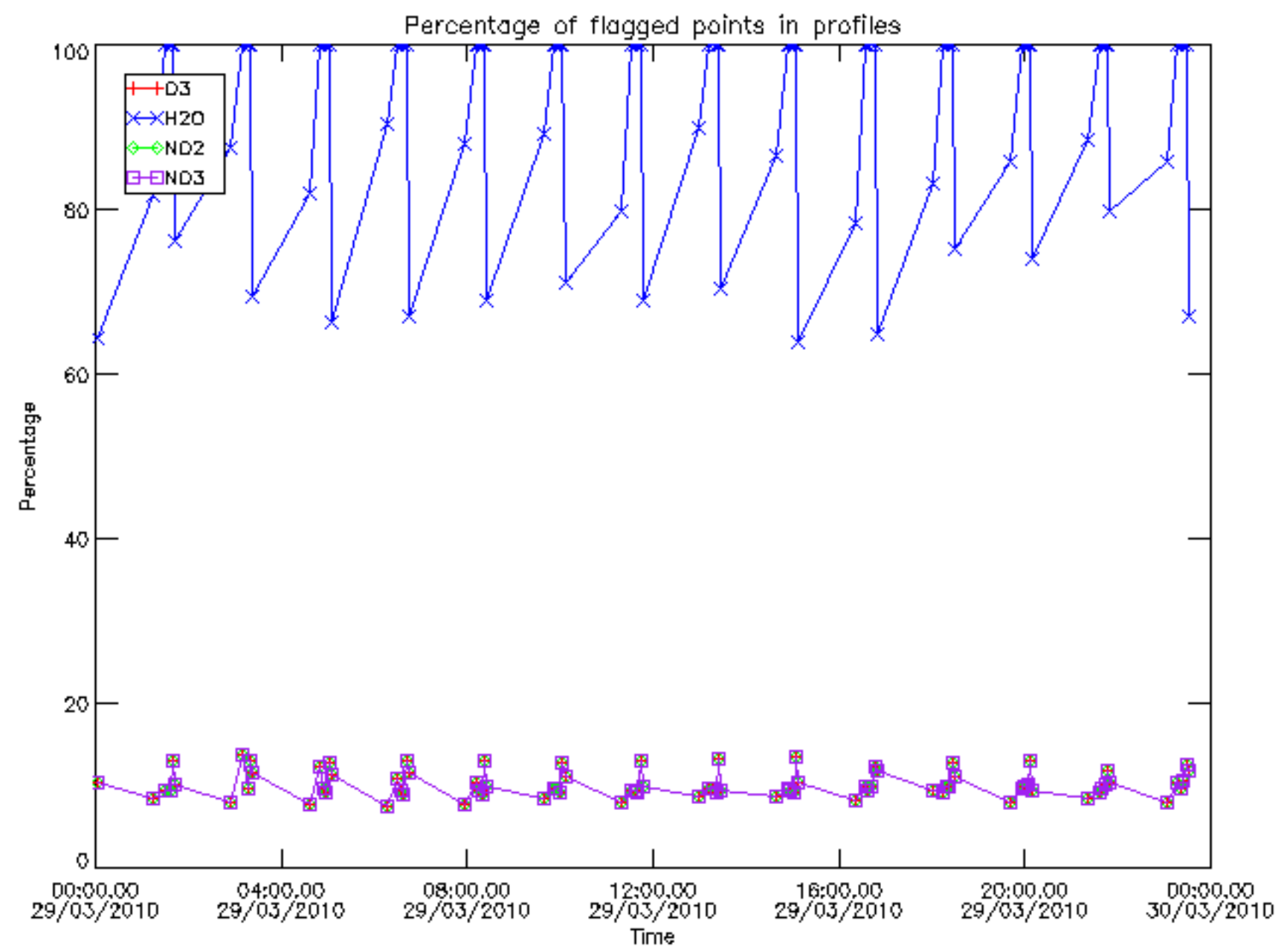




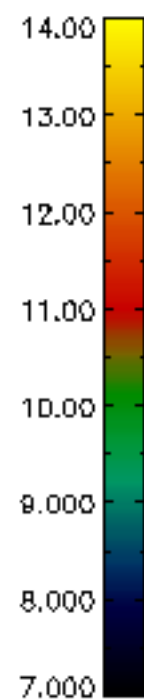
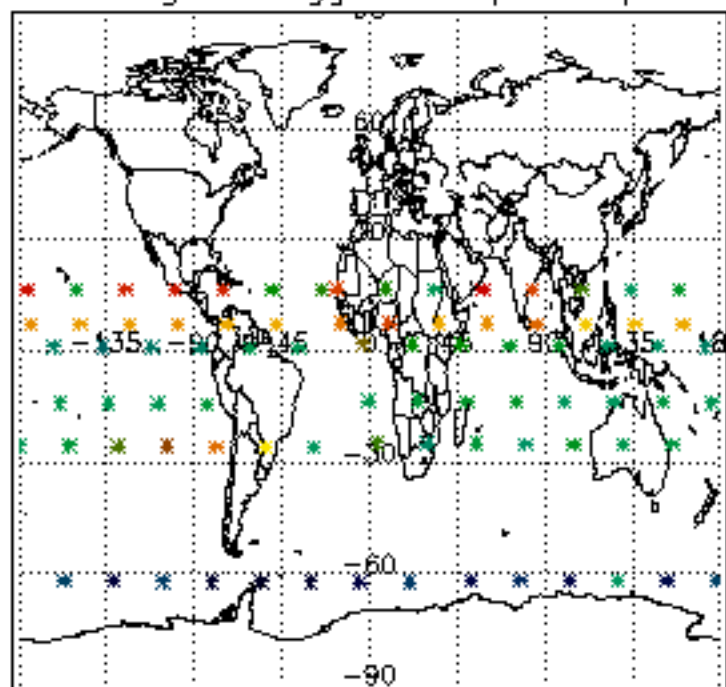




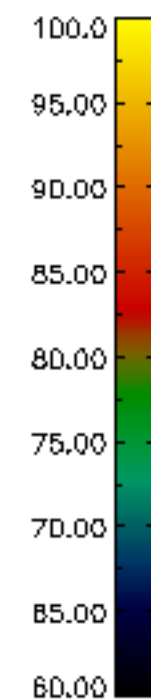
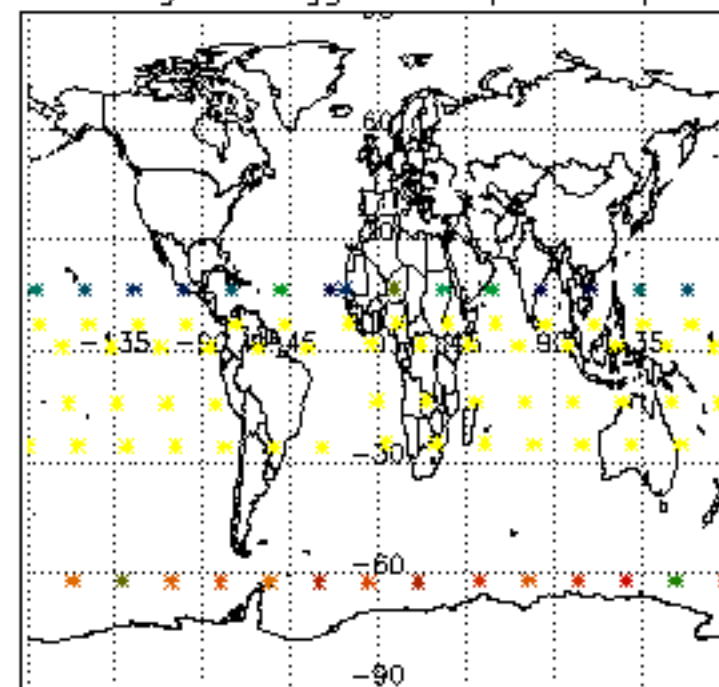




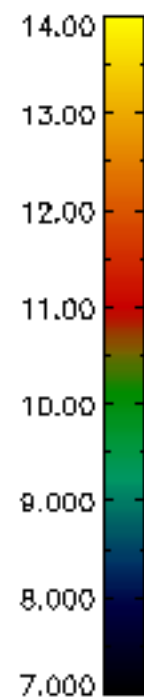
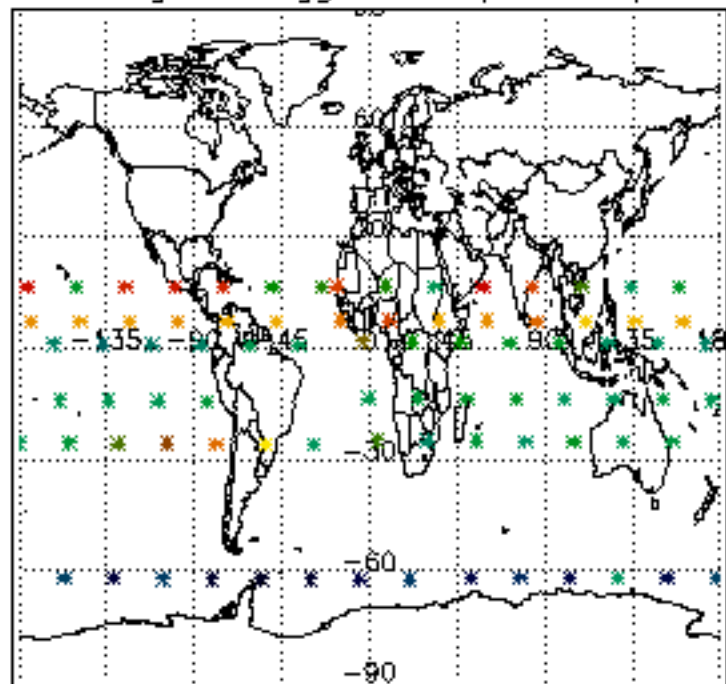
Percentage of flagged data per D3 profile



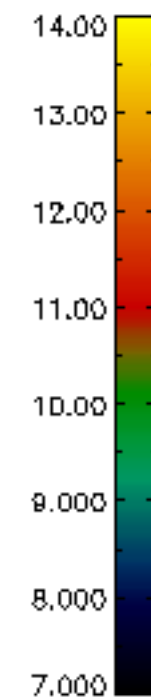
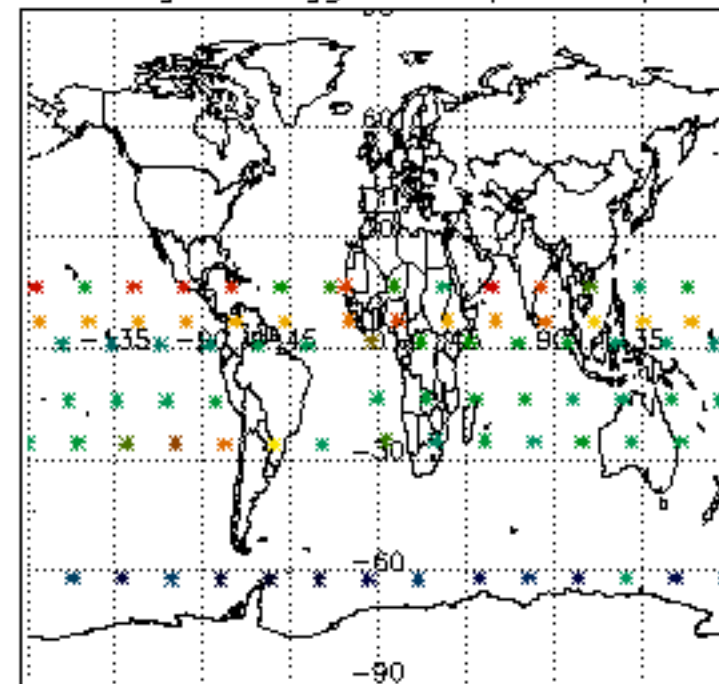
Percentage of flagged data per H2O profile

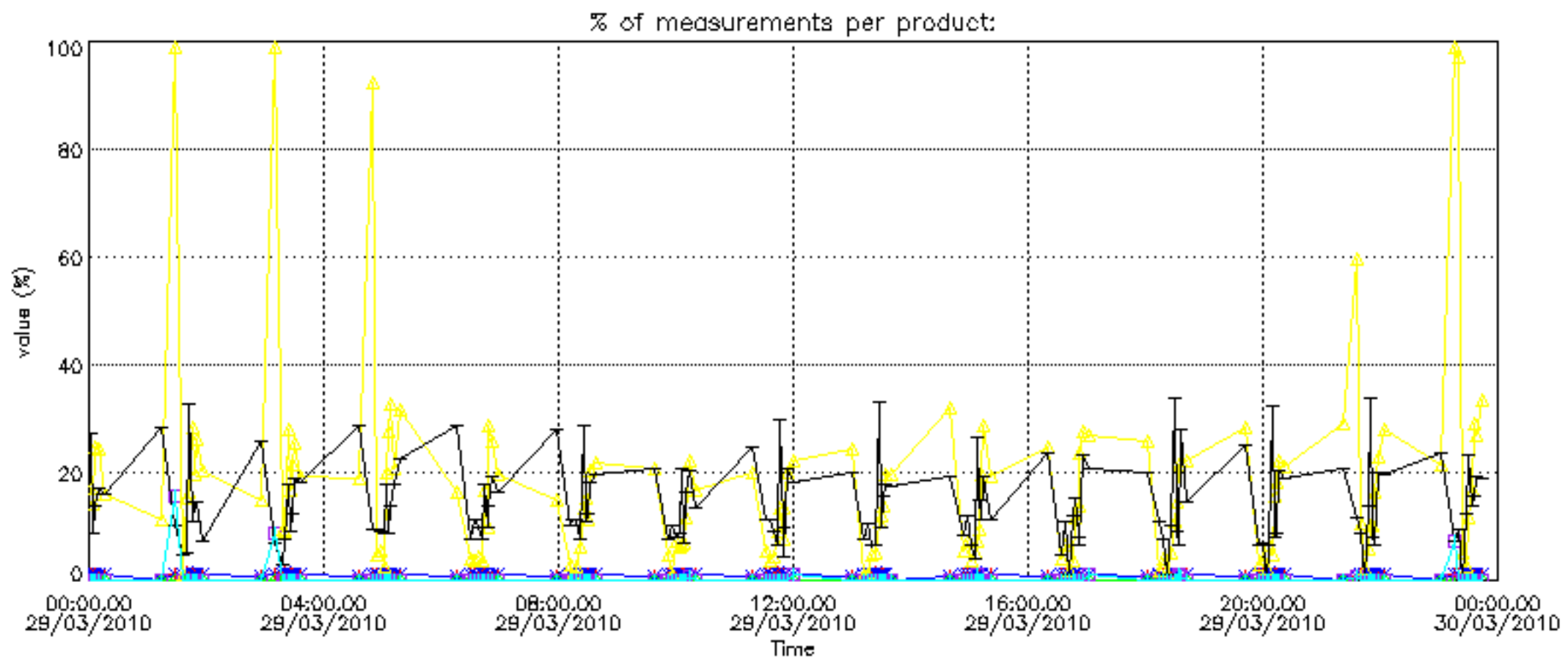


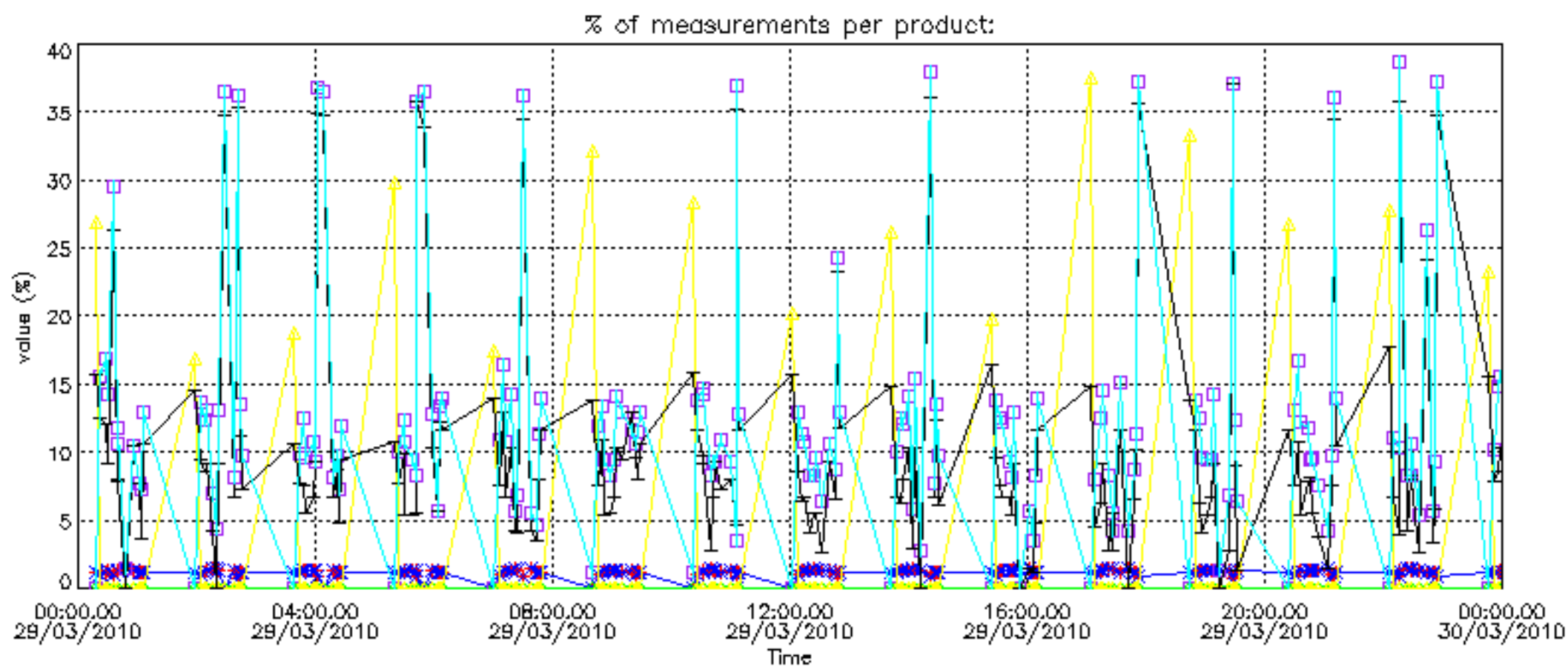
Percentage of flagged data per NO2 profile



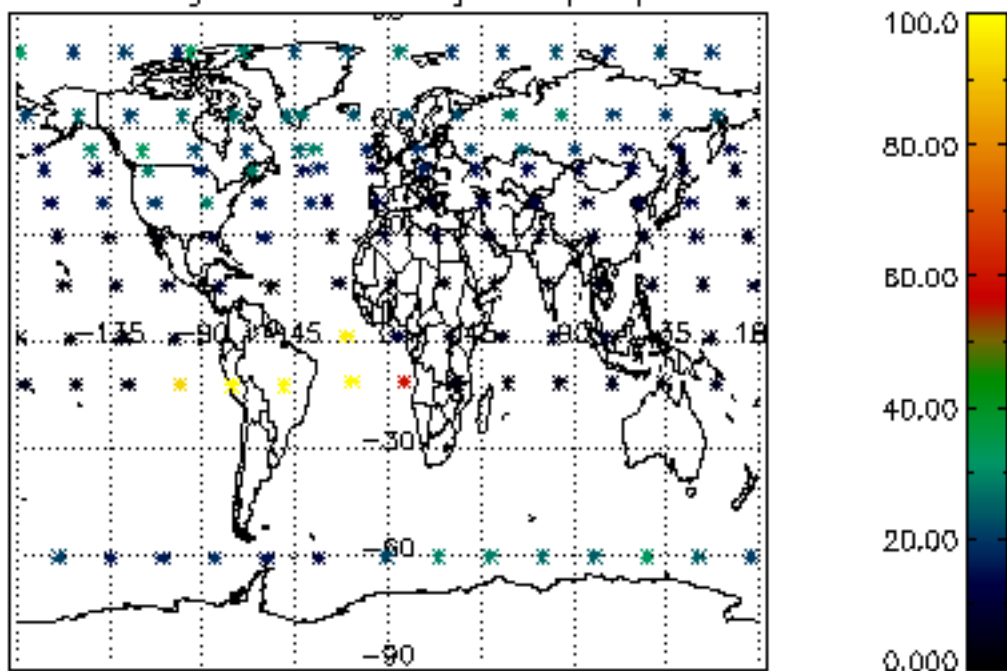
Percentage of flagged data per NO3 profile



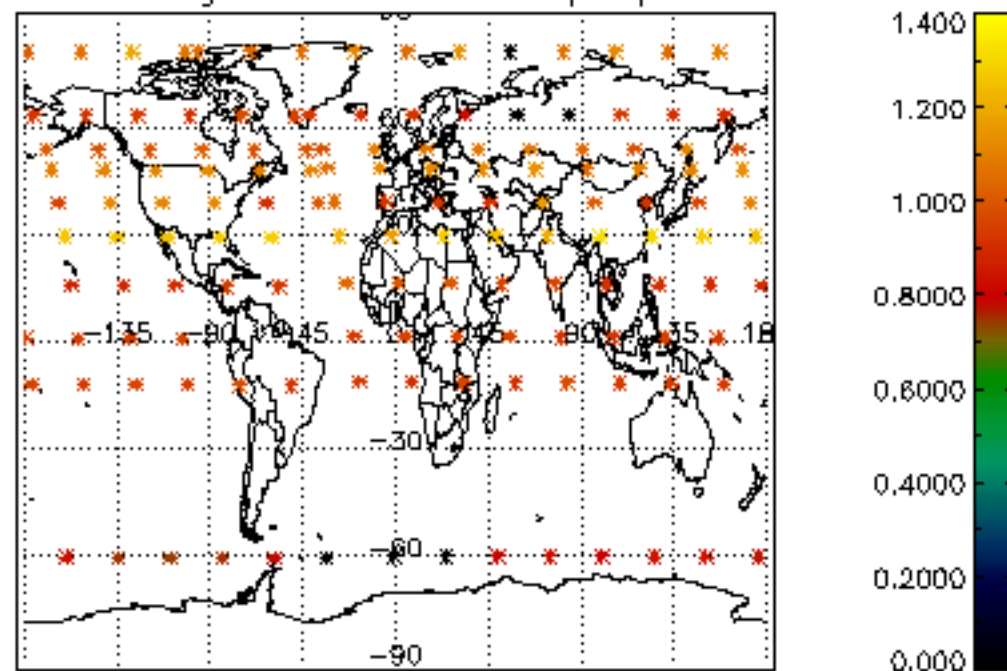




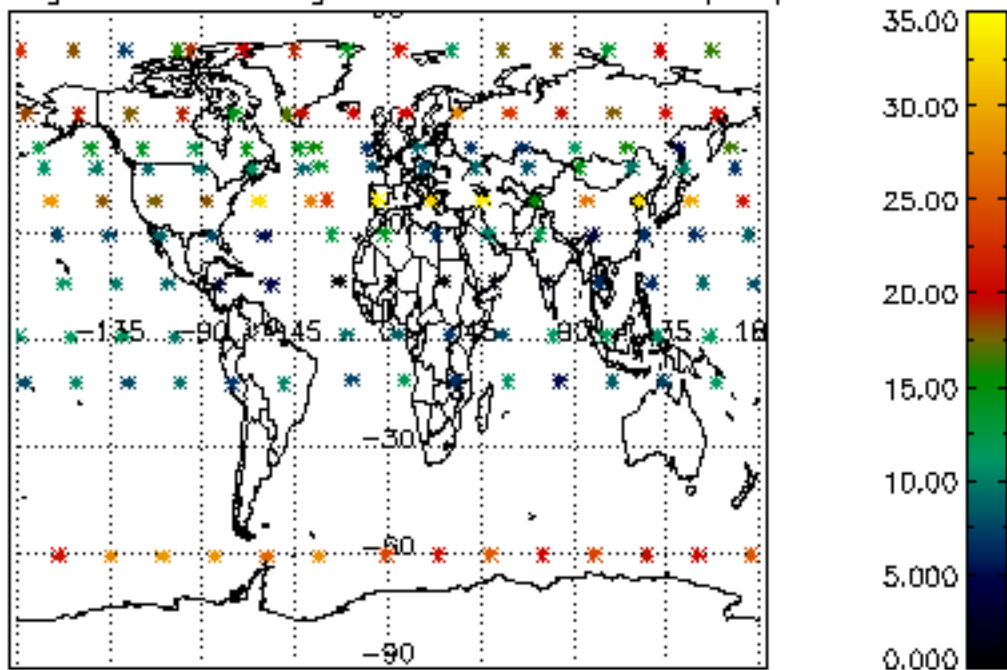
Percentage of cosmic ray hits per profile



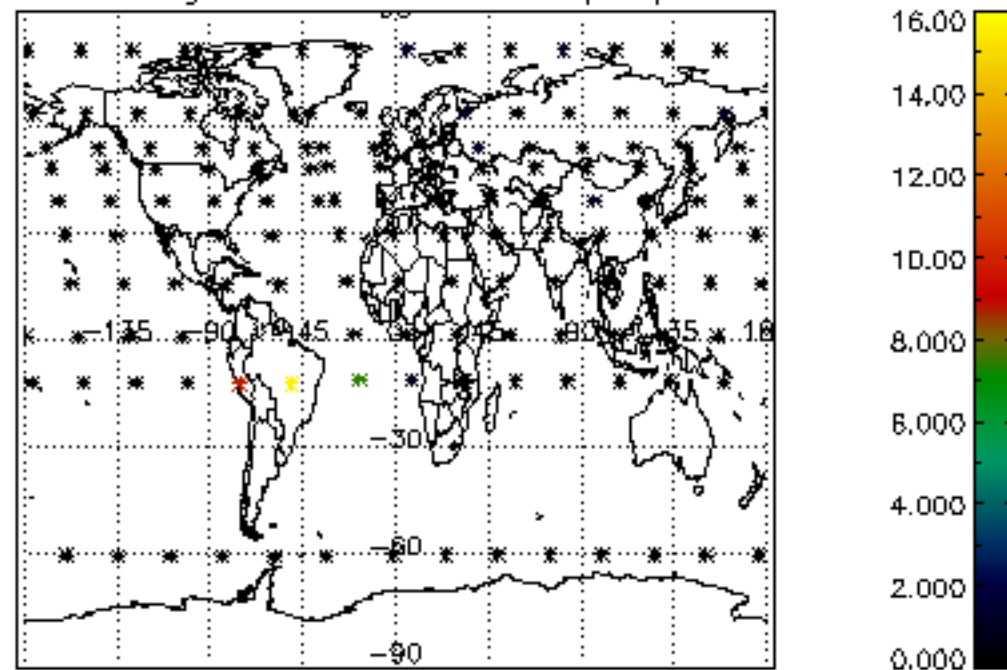
Percentage of datation errors per profile



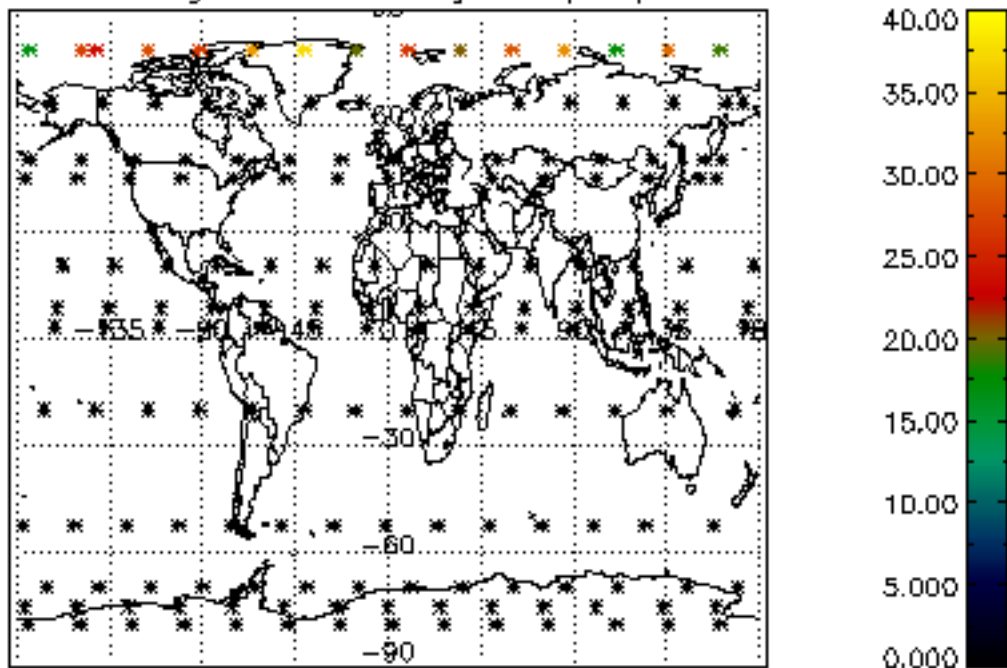
Percentage of star falling outside central band per profile



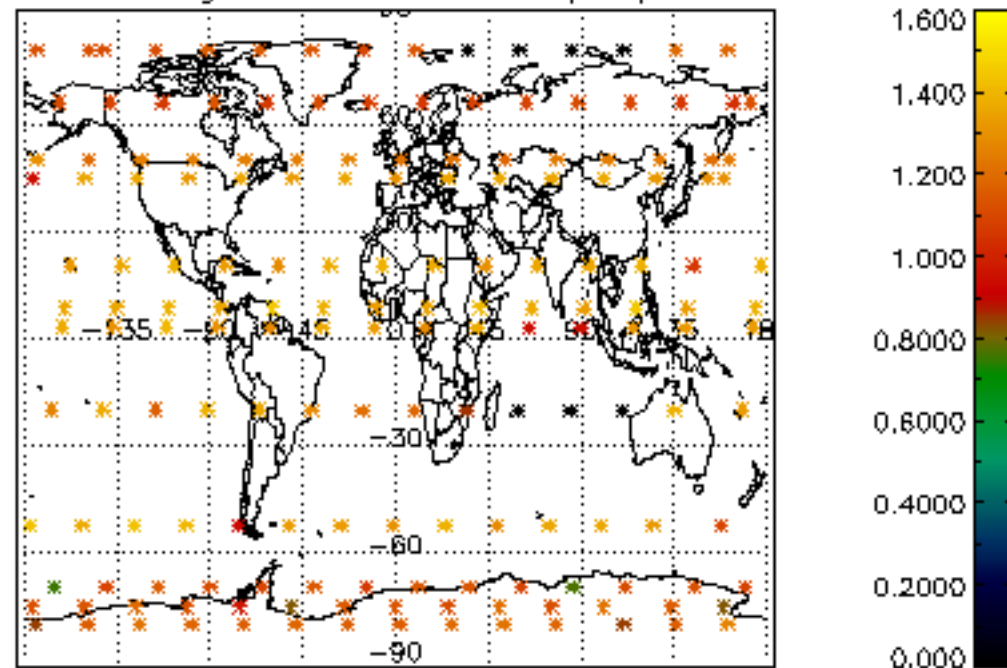
Percentage of saturation errors per profile



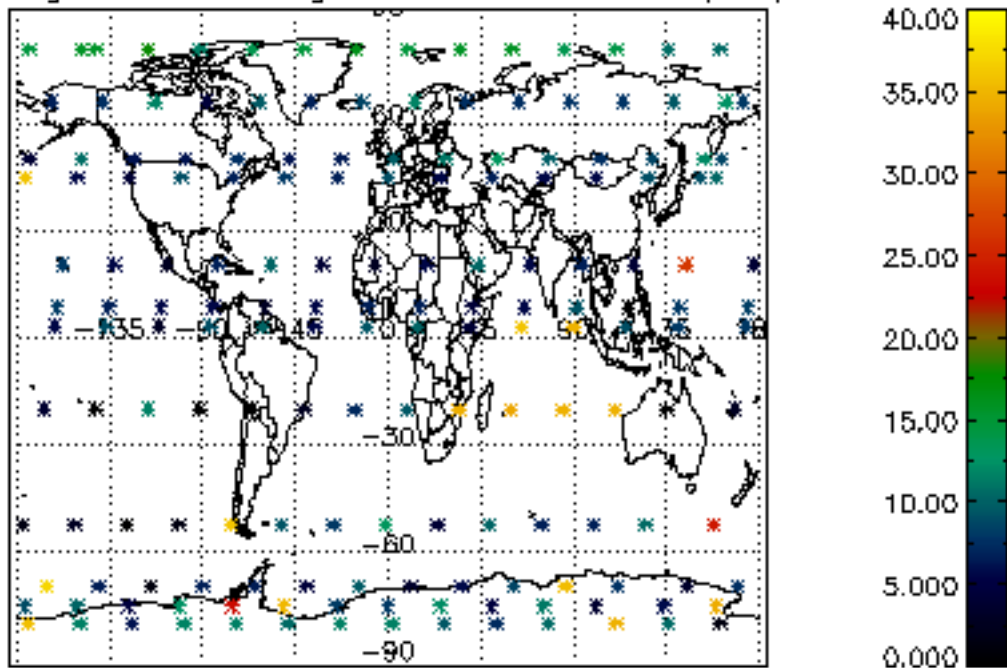
Percentage of cosmic ray hits per profile



Percentage of datation errors per profile



Percentage of star falling outside central band per profile



Percentage of saturation errors per profile

