

GOMOS Level 2 Daily Report

SUMMARY

[1. General Info](#)

[2. Summary of processed GOM_NL_2P products](#)

[3. Level 2 Quality information per product](#)

[3.1 Plot of level 2 quality information per product \(time dependant\)](#)

[3.2 Plot of level 2 quality information per product \(world map\)](#)

[4. Level 1 Quality information per product \(stored on level 2 products\)](#)

[4.1 Plot of level 1 quality information per product \(time dependant\)](#)

[4.1.1 Plot of level 1 quality information per product \(time dependant\): ASCENDING](#)

[4.1.2 Plot of level 1 quality information per product \(time dependant\): DESCENDING](#)

[4.2 Plot of level 1 quality information per product \(world map\)](#)

[4.2.1 Plot of level 1 quality information per product \(world map\): ASCENDING](#)

[4.2.2 Plot of level 1 quality information per product \(world map\): DESCENDING](#)

[5. Ozone profiles based on quality statistics and other trace gas profiles](#)

[5.1 Ozone statistics based on quality of products](#)

[5.2 Plot ozone profiles for all STD \(dark without errors\)](#)

[5.3 Plot ozone profiles where STD < 20% \(dark without errors\)](#)

[5.4. Plot ozone profiles where STD < 10% \(dark without errors\)](#)

[5.5. Plot ozone profiles where STD < 5% \(dark without errors\)](#)

[5.6 Plot NO2 profiles for all STD \(dark without errors\)](#)

[5.7 Plot NO3 profiles for all STD \(dark without errors\)](#)

[5.8 Plot H2O profiles \(only for occultations of stars 1,2,3,4,13,14,16,26,63 dark without errors\) for all STD](#)

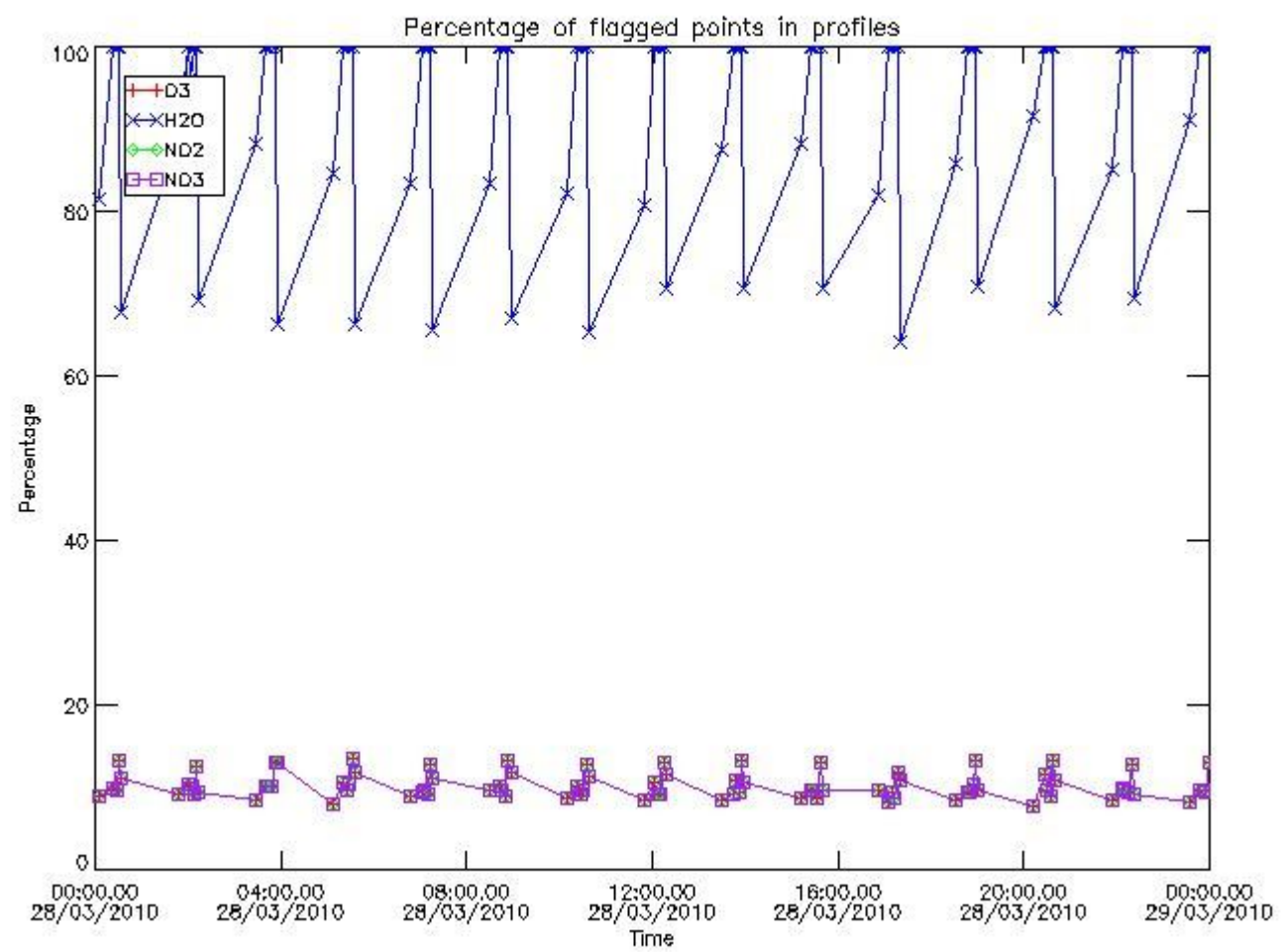
[6. Auxiliary Data Files used for the production reported in section 2](#)

279	GOM_NL__2PRFIN20100328_211806_000000372088_00086_42224_1896.N1	28-MAR-2010 21:18:06	Bright	36.500	82	48Bet UMa	2.3650	10600.	73	42224	No
280	GOM_NL__2PRFIN20100328_211938_000000382088_00086_42224_1897.N1	28-MAR-2010 21:19:38	Bright	38.000	36	50Alp UMa	1.8000	6300.0	76	42224	No
281	GOM_NL__2PRFIN20100328_212609_000000372088_00086_42224_1898.N1	28-MAR-2010 21:26:09	Bright	37.000	60	7Bet UMi	2.0810	3950.0	74	42224	No
282	GOM_NL__2PRFIN20100328_213520_000000362088_00086_42224_1899.N1	28-MAR-2010 21:35:20	Bright	36.000	89	5Alp Cep	2.4510	8000.0	72	42224	No
283	GOM_NL__2PRFIN20100328_214021_000000462088_00086_42224_1900.N1	28-MAR-2010 21:40:21	Bright	45.500	144	18Del Cyg	2.8600	11000.	91	42224	No
284	GOM_NL__2PRFIN20100328_214208_000000412088_00086_42224_1901.N1	28-MAR-2010 21:42:08	Bright	40.500	66	37Gam Cyg	2.2080	5900.0	81	42224	No
285	GOM_NL__2PRFIN20100328_214405_000000432088_00086_42224_1902.N1	28-MAR-2010 21:44:05	Bright	42.500	92	53Eps Cyg	2.5000	4500.0	85	42224	No
286	GOM_NL__2PRFIN20100328_215341_000000612088_00086_42224_1903.N1	28-MAR-2010 21:53:41	Dark	60.500	11	53Alp Aql	0.76500	8000.0	121	42224	No
287	GOM_NL__2PRFIN20100328_220723_000000522088_00086_42224_1904.N1	28-MAR-2010 22:07:23	Dark	51.500	57	34Sig Sgr	2.0660	26000.	103	42224	No
288	GOM_NL__2PRFIN20100328_221100_000000542088_00087_42225_1892.N1	28-MAR-2010 22:11:00	Dark	53.500	38	20Eps Sgr	1.8360	11000.	107	42225	No
289	GOM_NL__2PRFIN20100328_221508_000000552088_00087_42225_1893.N1	28-MAR-2010 22:15:08	Dark	54.500	25	35Lam Sco	1.6200	28000.	109	42225	No
290	GOM_NL__2PRFIN20100328_221904_000000402088_00087_42225_1894.N1	28-MAR-2010 22:19:04	Dark	40.000	134	Bet TrA	2.8100	6600.0	80	42225	No
291	GOM_NL__2PRFIN20100328_222144_000000562088_00087_42225_1895.N1	28-MAR-2010 22:21:44	Dark	56.000	4	Alp1Cen	-0.010000	5800.0	112	42225	No
292	GOM_NL__2PRFIN20100328_222421_000000442088_00087_42225_1896.N1	28-MAR-2010 22:24:21	Straylight	43.500	78	Alp Lup	2.3040	28000.	87	42225	No
293	GOM_NL__2PRFIN20100328_222556_000000522088_00087_42225_1897.N1	28-MAR-2010 22:25:56	Straylight	52.000	81	Eta Cen	2.3560	28000.	104	42225	No
294	GOM_NL__2PRFIN20100328_222846_000000542088_00087_42225_1898.N1	28-MAR-2010 22:28:46	Straylight	53.500	54	5The Cen	2.0550	4500.0	107	42225	No
295	GOM_NL__2PRFIN20100328_223503_000000462088_00087_42225_1899.N1	28-MAR-2010 22:35:03	Straylight	45.500	106	9Bet Crv	2.6480	5600.0	91	42225	No
296	GOM_NL__2PRFIN20100328_223703_000000442088_00087_42225_1900.N1	28-MAR-2010 22:37:03	Tw_i_and_stray	44.000	100	4Gam Crv	2.5800	13100.	88	42225	No
297	GOM_NL__2PRFIN20100328_224221_000000452088_00087_42225_1901.N1	28-MAR-2010 22:42:21	Bright	45.000	121	29Gam Vir	2.7400	7200.0	90	42225	No
298	GOM_NL__2PRFIN20100328_224658_000000442088_00087_42225_1902.N1	28-MAR-2010 22:46:58	Bright	43.500	62	94Bet Leo	2.1360	9700.0	87	42225	No
299	GOM_NL__2PRFIN20100328_224830_000000372088_00087_42225_1903.N1	28-MAR-2010 22:48:30	Bright	37.000	96	68Del Leo	2.5600	9300.0	74	42225	No
300	GOM_NL__2PRFIN20100328_225522_000000392088_00087_42225_1904.N1	28-MAR-2010 22:55:22	Bright	38.500	174	52Psi UMa	3.0040	4400.0	77	42225	No
301	GOM_NL__2PRFIN20100328_225842_000000342088_00087_42225_1905.N1	28-MAR-2010 22:58:42	Bright	34.000	82	48Bet UMa	2.3650	10600.	68	42225	No
302	GOM_NL__2PRFIN20100328_230013_000000392088_00087_42225_1906.N1	28-MAR-2010 23:00:13	Bright	38.500	36	50Alp UMa	1.8000	6300.0	77	42225	No
303	GOM_NL__2PRFIN20100328_230645_000000402088_00087_42225_1907.N1	28-MAR-2010 23:06:45	Bright	39.500	60	7Bet UMi	2.0810	3950.0	79	42225	No
304	GOM_NL__2PRFIN20100328_231556_000000362088_00087_42225_1908.N1	28-MAR-2010 23:15:56	Bright	36.000	89	5Alp Cep	2.4510	8000.0	72	42225	No
305	GOM_NL__2PRFIN20100328_232057_000000452088_00087_42225_1909.N1	28-MAR-2010 23:20:57	Bright	45.000	144	18Del Cyg	2.8600	11000.	90	42225	No
306	GOM_NL__2PRFIN20100328_232244_000000452088_00087_42225_1910.N1	28-MAR-2010 23:22:44	Bright	45.000	66	37Gam Cyg	2.2080	5900.0	90	42225	No
307	GOM_NL__2PRFIN20100328_232441_000000432088_00087_42225_1911.N1	28-MAR-2010 23:24:41	Bright	43.000	92	53Eps Cyg	2.5000	4500.0	86	42225	No
308	GOM_NL__2PRFIN20100328_233417_000000622088_00087_42225_1912.N1	28-MAR-2010 23:34:17	Dark	62.000	11	53Alp Aql	0.76500	8000.0	124	42225	No
309	GOM_NL__2PRFIN20100328_234801_000000532088_00087_42225_1913.N1	28-MAR-2010 23:48:01	Dark	53.000	57	34Sig Sgr	2.0660	26000.	106	42225	No
310	GOM_NL__2PRFIN20100328_235137_000000542088_00088_42226_1903.N1	28-MAR-2010 23:51:37	Dark	53.500	38	20Eps Sgr	1.8360	11000.	107	42226	No
311	GOM_NL__2PRFIN20100328_235546_000000542088_00088_42226_1904.N1	28-MAR-2010 23:55:46	Dark	54.000	25	35Lam Sco	1.6200	28000.	108	42226	No
312	GOM_NL__2PRFIN20100328_235940_000000402088_00088_42226_1905.N1	28-MAR-2010 23:59:40	Dark	39.500	134	Bet TrA	2.8100	6600.0	79	42226	No

3. Quality information per product

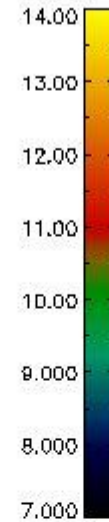
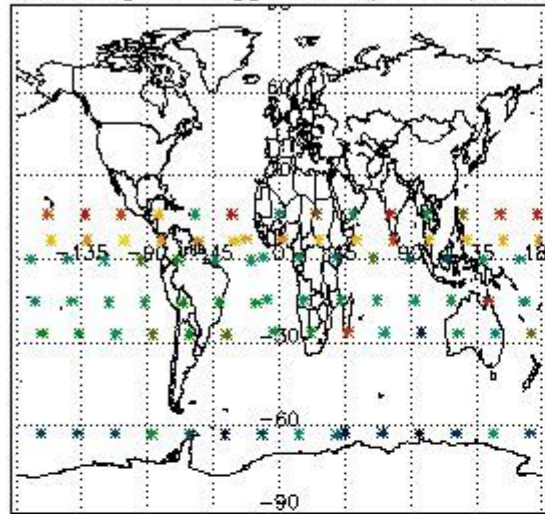
In this section it is plotted some information contained in the Quality Summary data set of the level 2 products. Only products in dark limb conditions and without errors (error flag in the MPH set to "0") are used.

3.1 Plot quality information per product (time dependant)

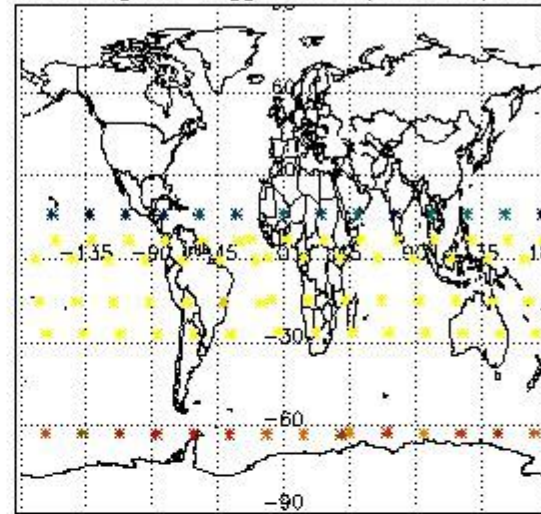


3.2 Plot quality information per product (world map)

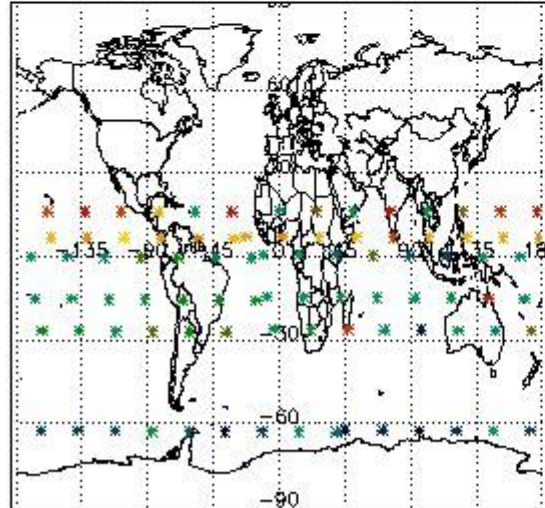
Percentage of flagged data per O3 profile



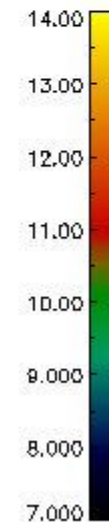
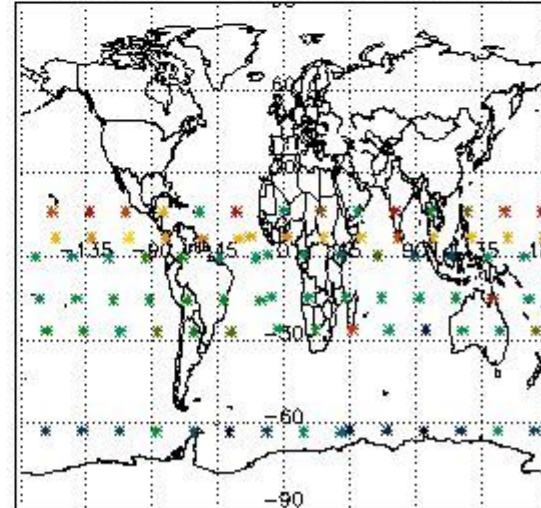
Percentage of flagged data per H2O profile



Percentage of flagged data per NO2 profile



Percentage of flagged data per NO3 profile

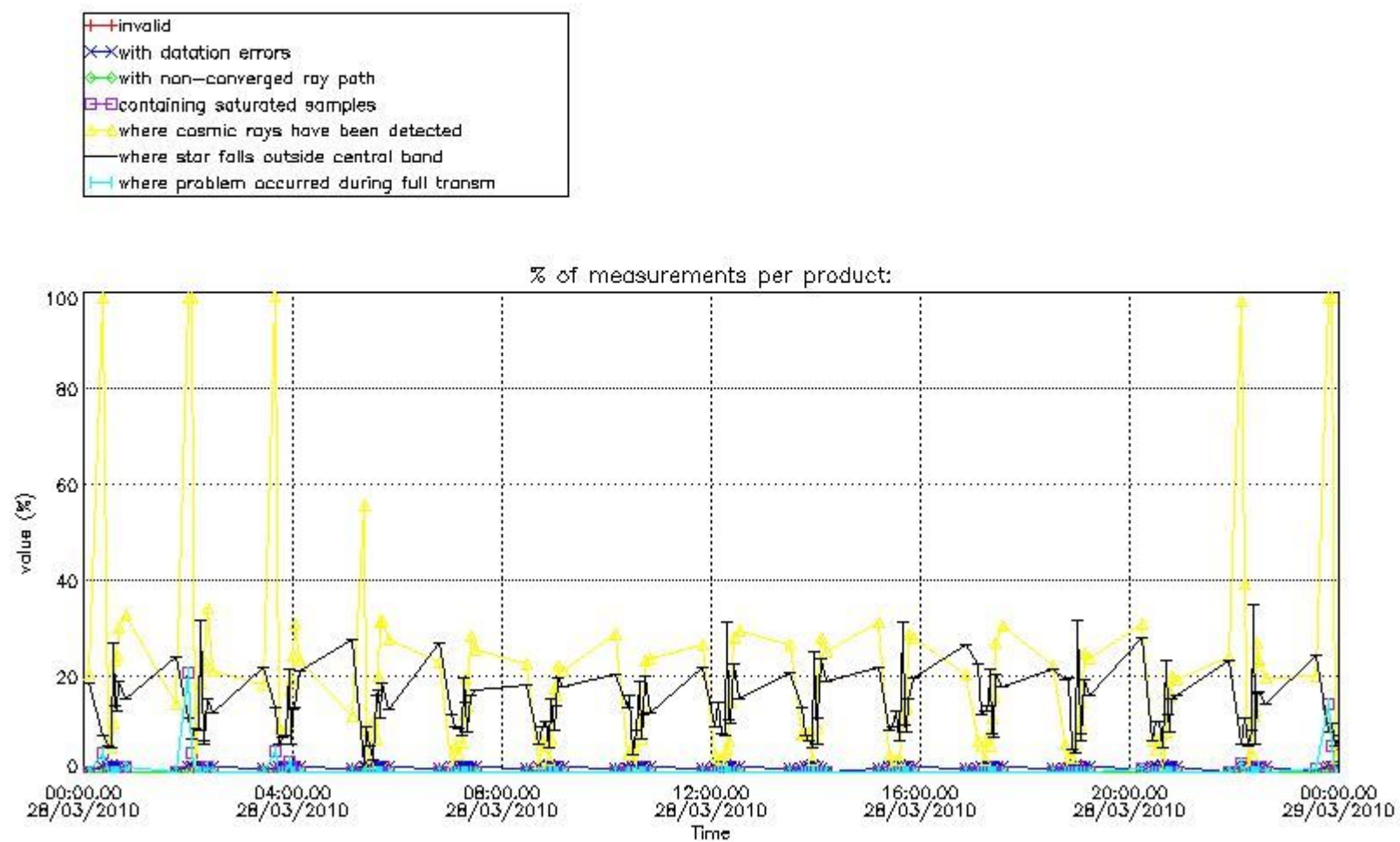


4. Level 1 quality information per product

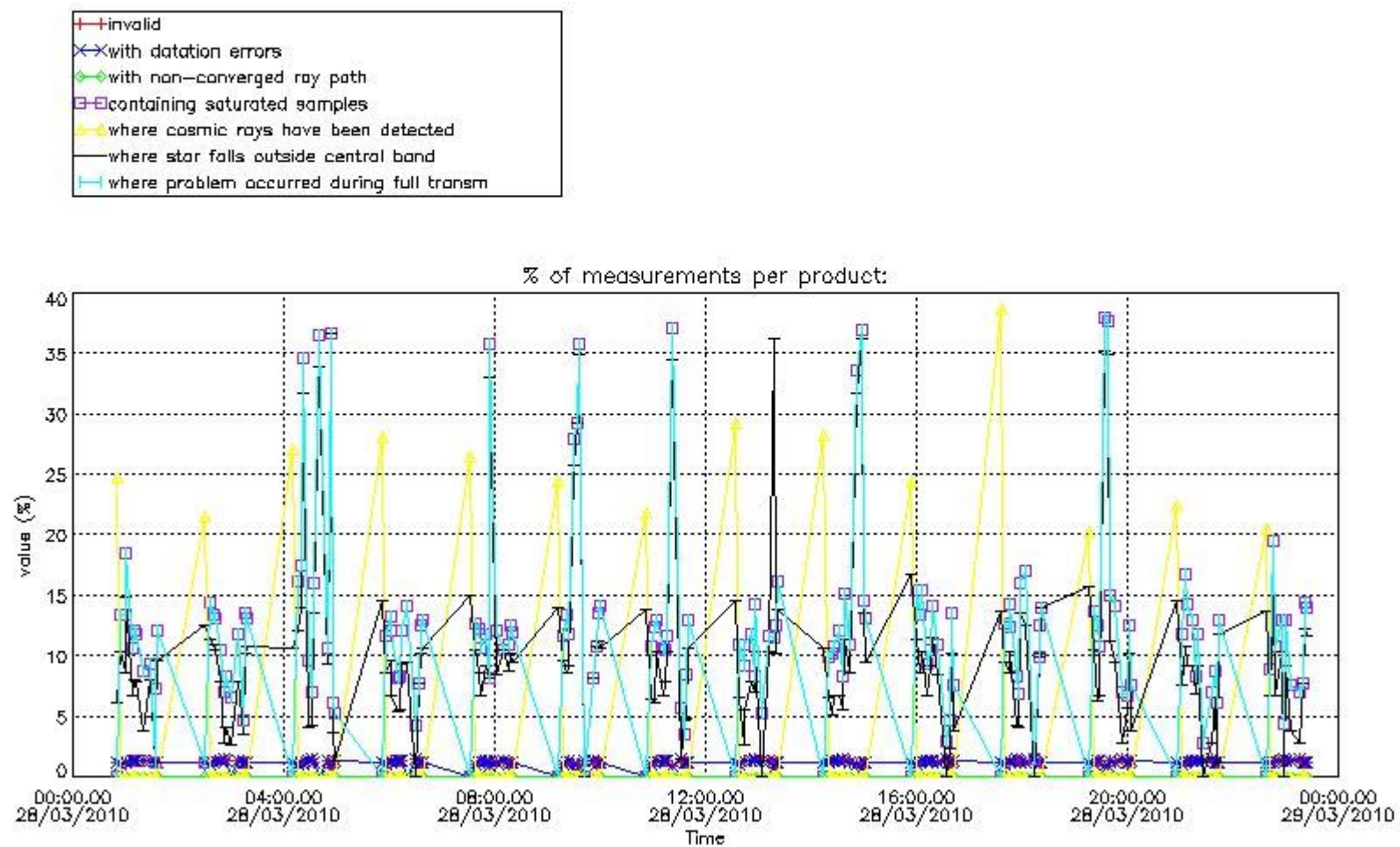
In this section it is plotted some information contained in the Quality Summary data set of the level 2 products that comes from the level 1b processing. Products without errors (error flag in the MPH set to "0") are used.

4.1 Plot quality information per product (time dependant) coming from level 1b processing

4.1.1 Plot level 1 quality information per product (time dependant): ENVISAT ASCENDING passes

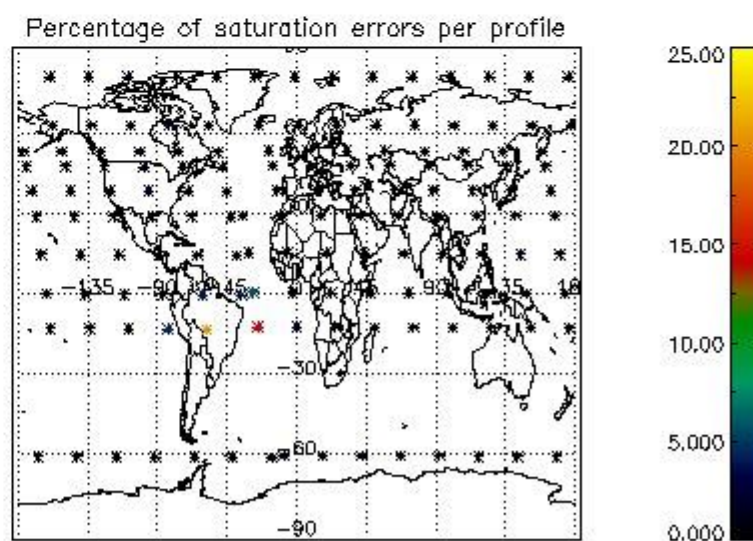
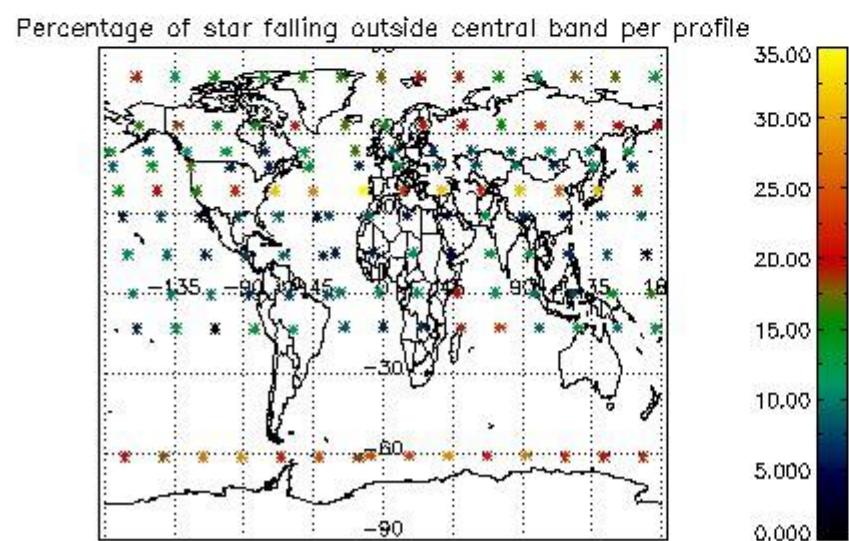
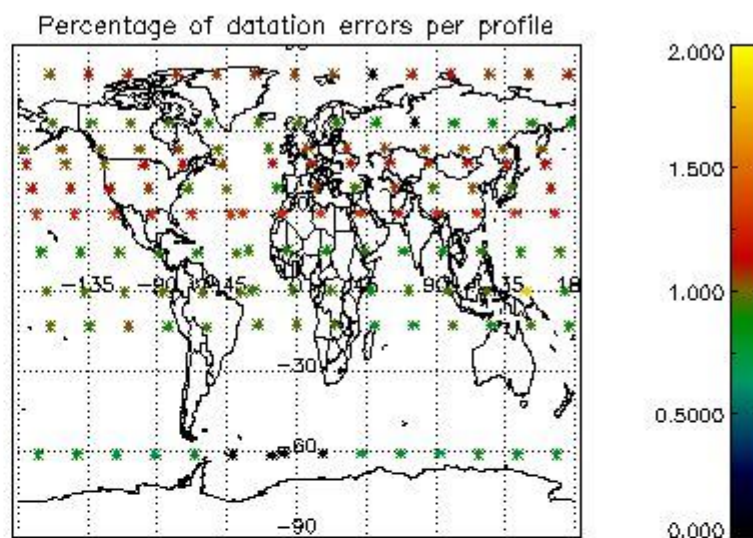
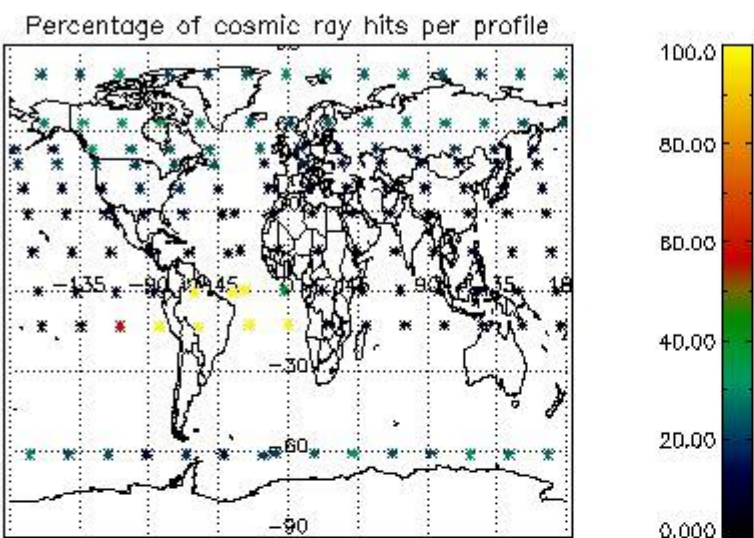


4.1.2 Plot level 1 quality information per product (time dependant): ENVI SAT DESCENDING passes

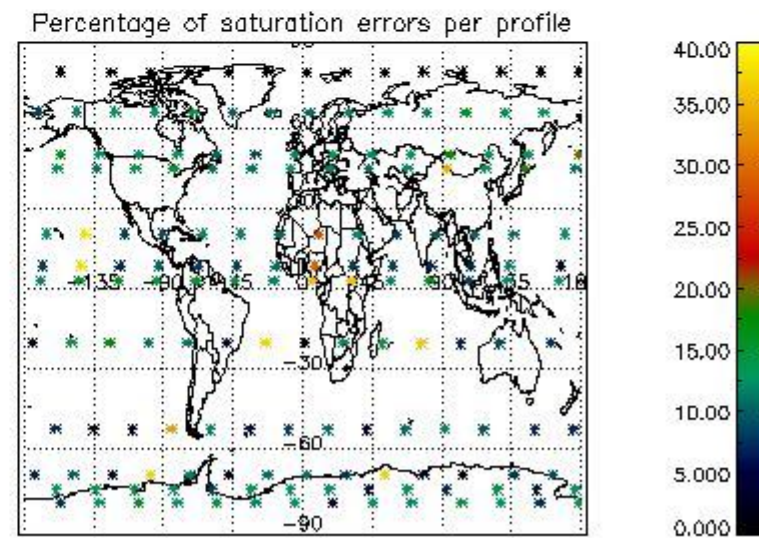
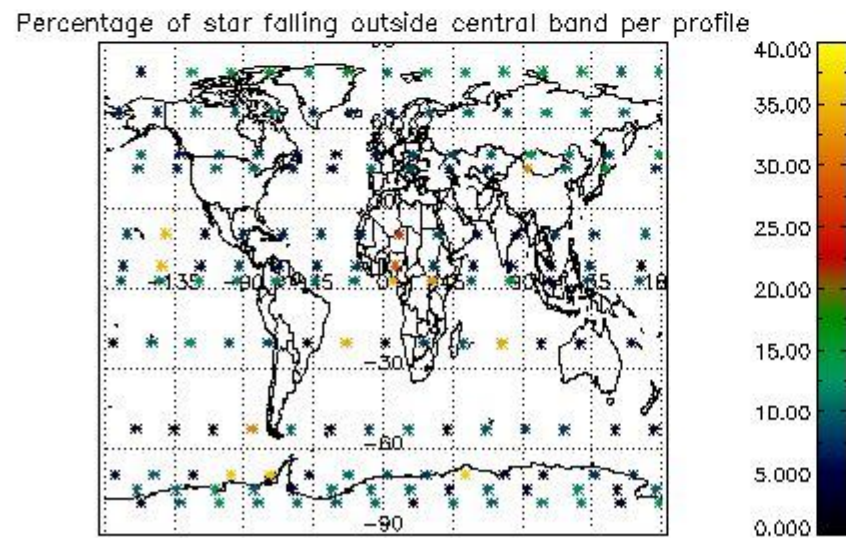
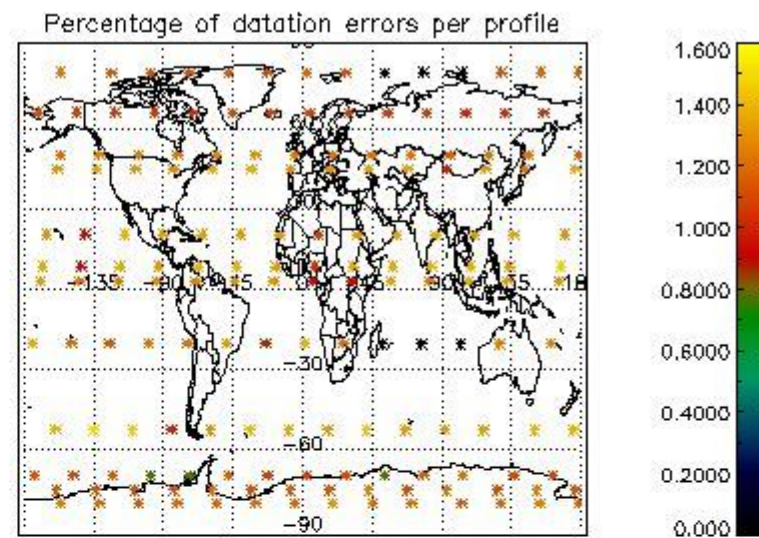
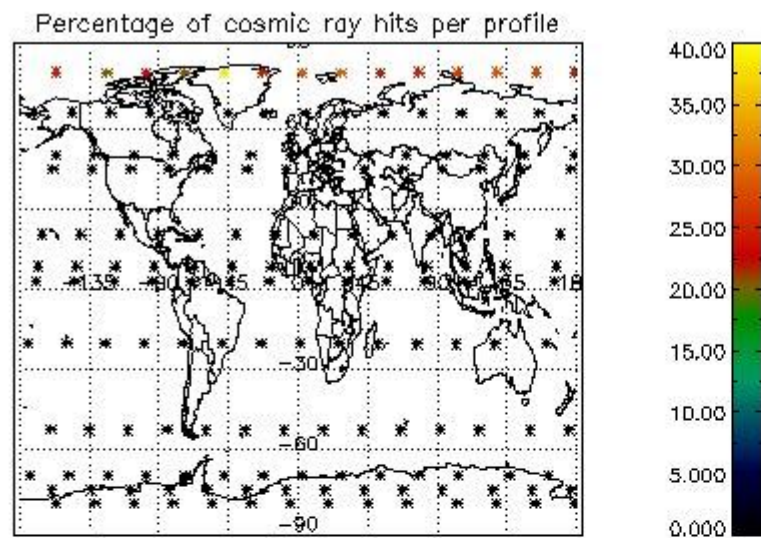


4.2 Plot quality information per product coming from level 1b processing (world map)

4.2.1 Plot level 1 quality information per product (world map): ENVISAT ASCENDING passes



4.2.2 Plot level 1 quality information per product (world map): ENVISAT DESCENDING passes



5. Trace gas profiles

5.1 Ozone statistics based on quality of products

The final quality of the products can be "measured" using the STD (Standard Deviation) attached to every point profile. This information is written to the parameter GOM_NL__2P/NL_LOCAL_SPECIES_DENSITY/o3_std of the level 2 products. The table below shows the statistics for given STD ranges.

The statistics are given with respect to the overall valid production:

- Products without fatal errors: GOM_NL__2P/MPH/PRODUCT_ERR=0
- Valid point profile: GOM_NL__2P/NL_LOCAL_SPECIES_DENSITY/pcd(0)=0

The 'Criteria' is applied to valid points of dark limb products:

- Products in dark limb illumination condition: GOM_NL__2P/NL_SUMMARY_QUALITY/obs_ill_cond=0
- Products without fatal errors: GOM_NL__2P/MPH/PRODUCT_ERR=0
- Valid point profile: GOM_NL__2P/NL_LOCAL_SPECIES_DENSITY/pcd(0)=0

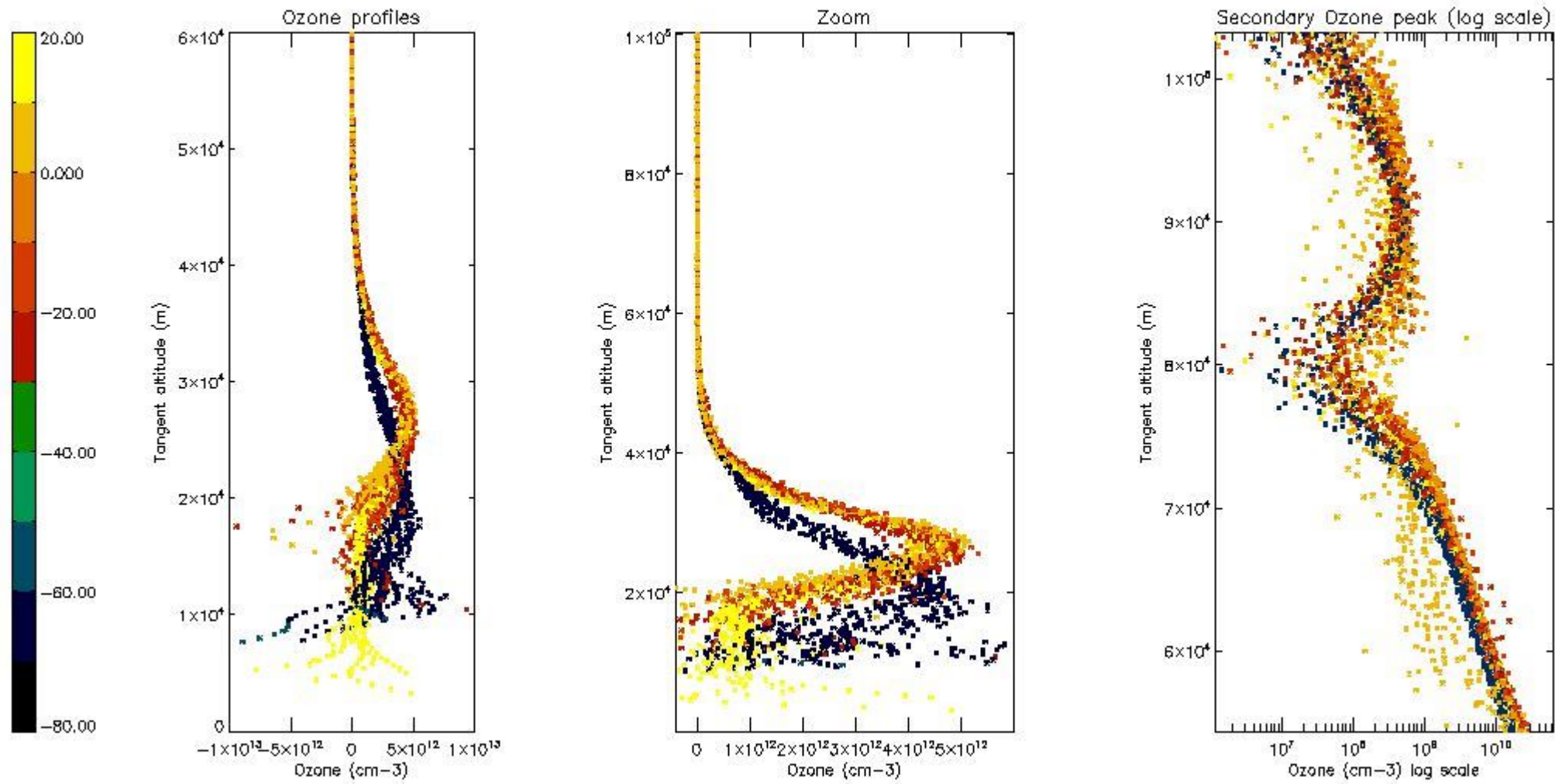
So, the table below shows the percentage of dark limb and valid observations for each criteria with respect to the overall valid daily observations.

Criteria	% of total production
All STD	33
STD < 20	20

STD < 10	16
STD < 5	13

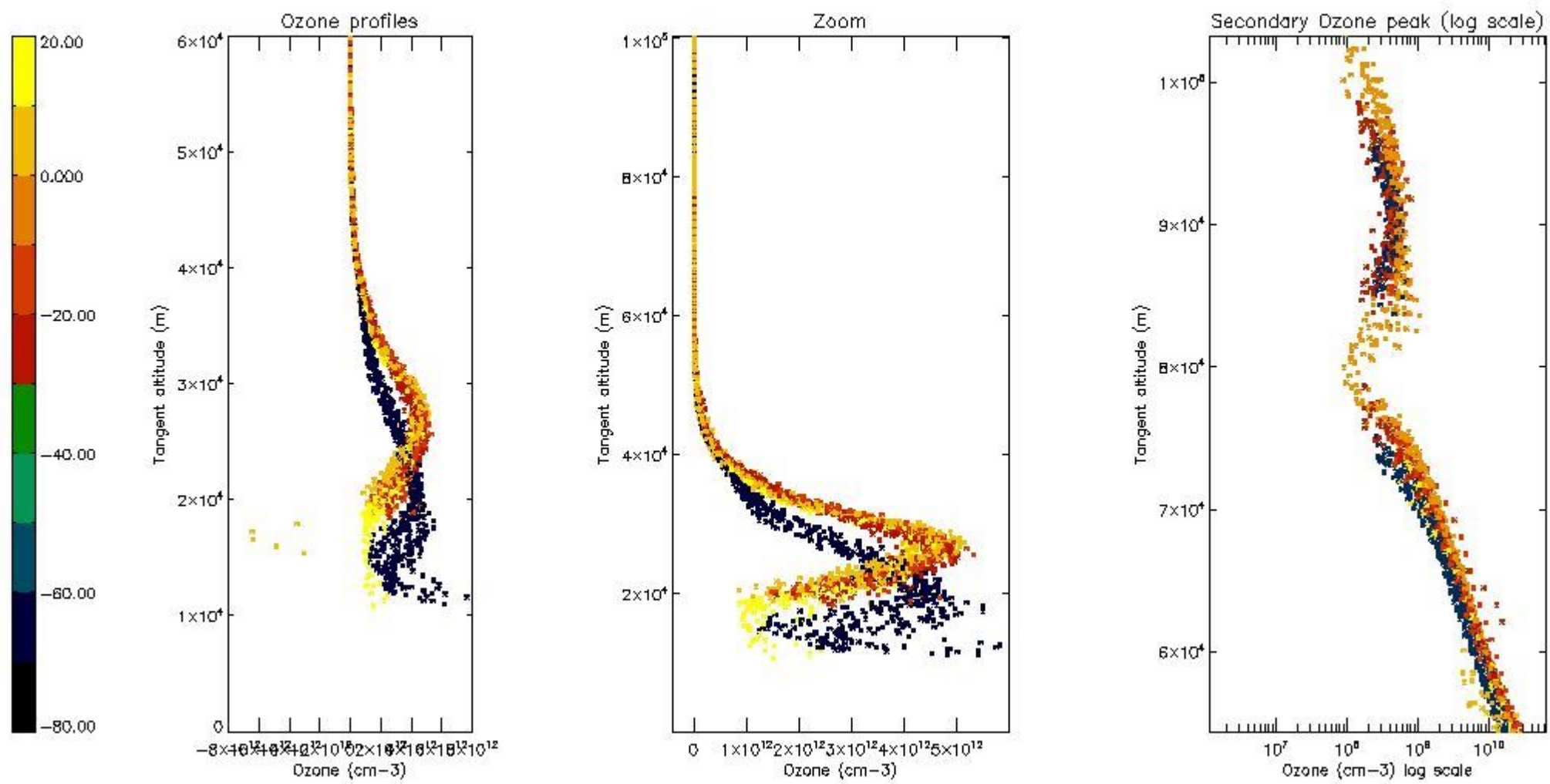
5.2 Plot ozone profiles for all STD (dark without errors)

The colorbar represents the latitude.



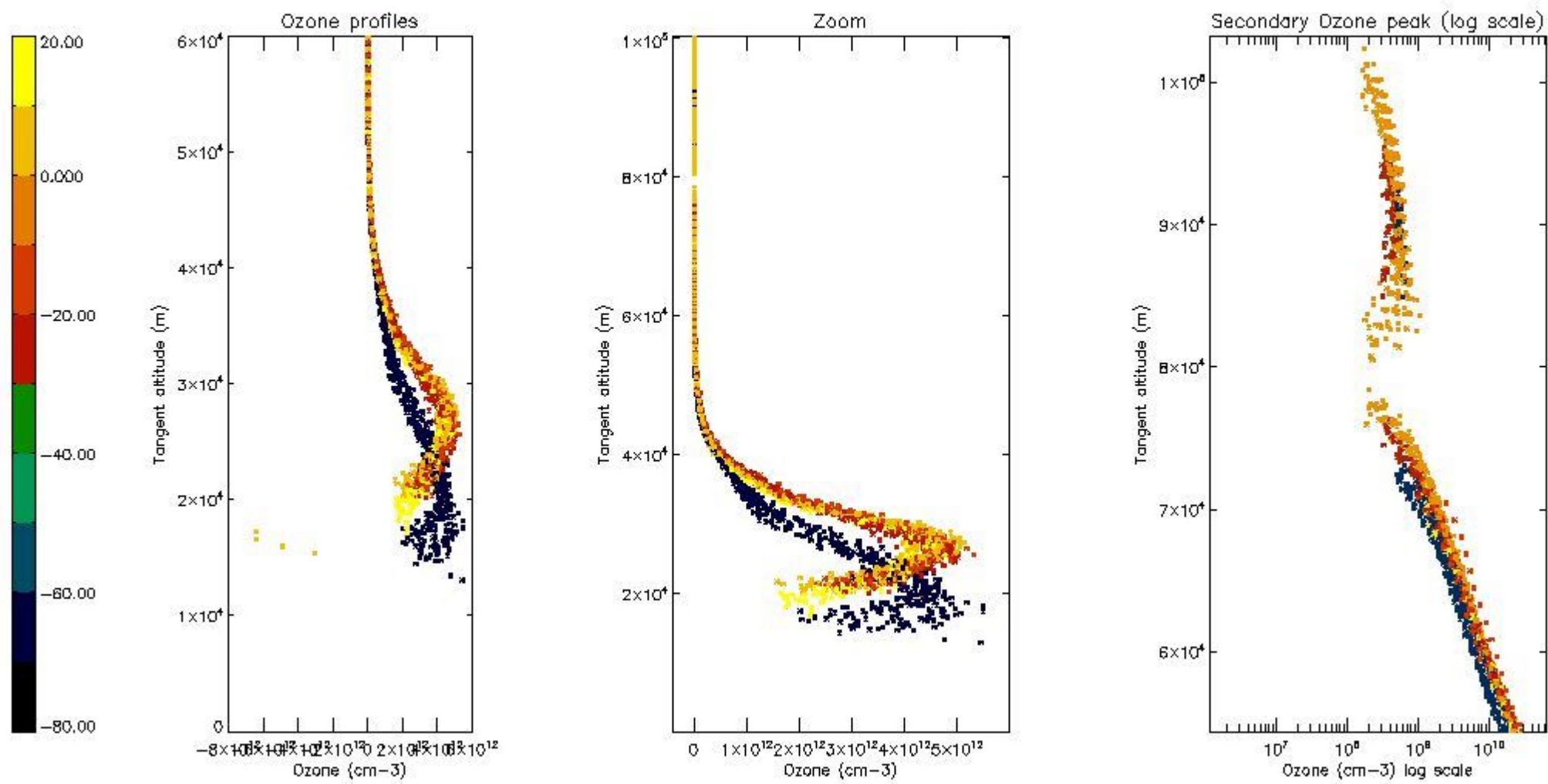
5.3 Plot ozone profiles where STD < 20% (dark without errors)

The colorbar represents the latitude.



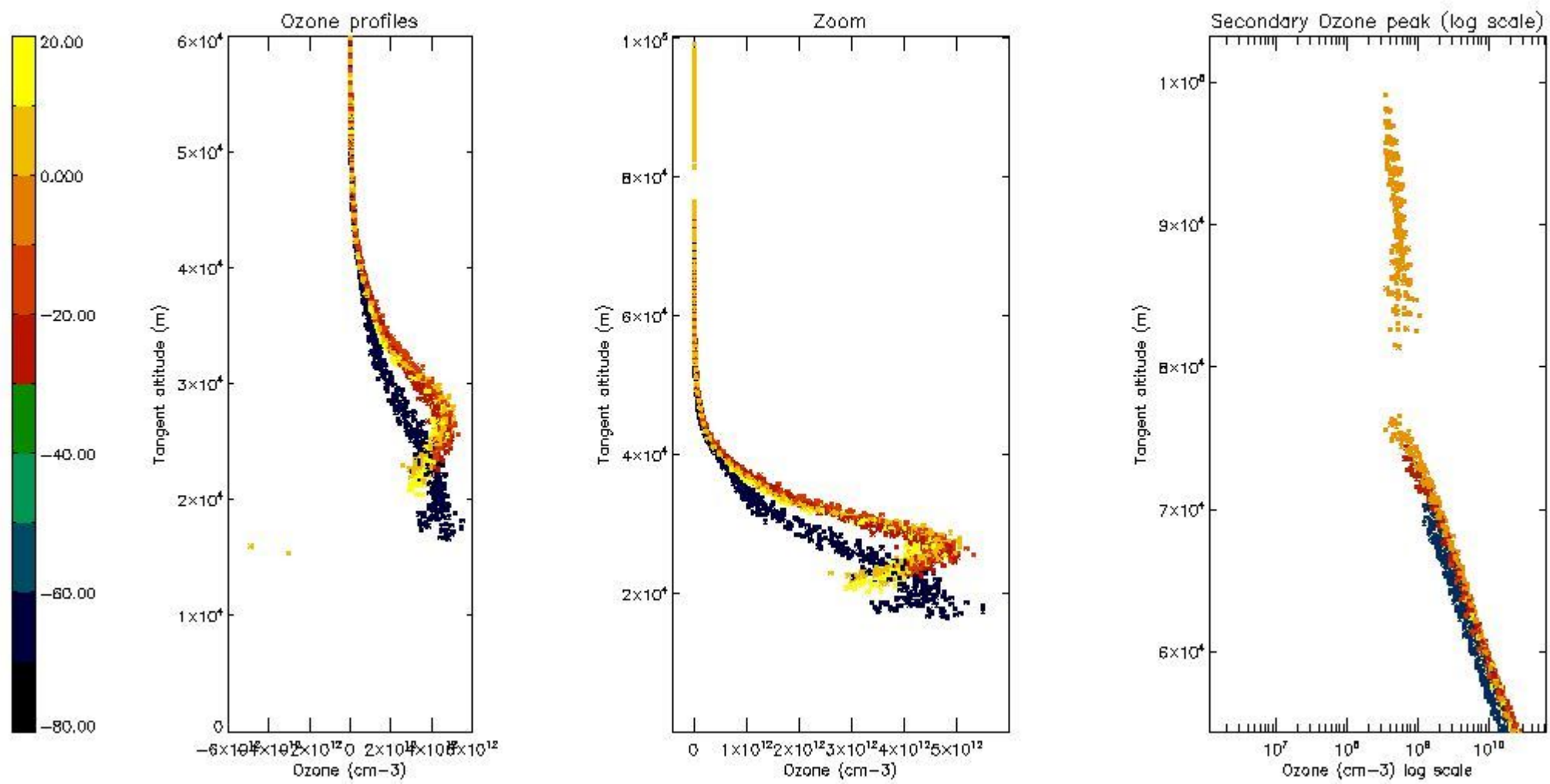
5.4 Plot ozone profiles where STD < 10% (dark without errors)

The colorbar represents the latitude.



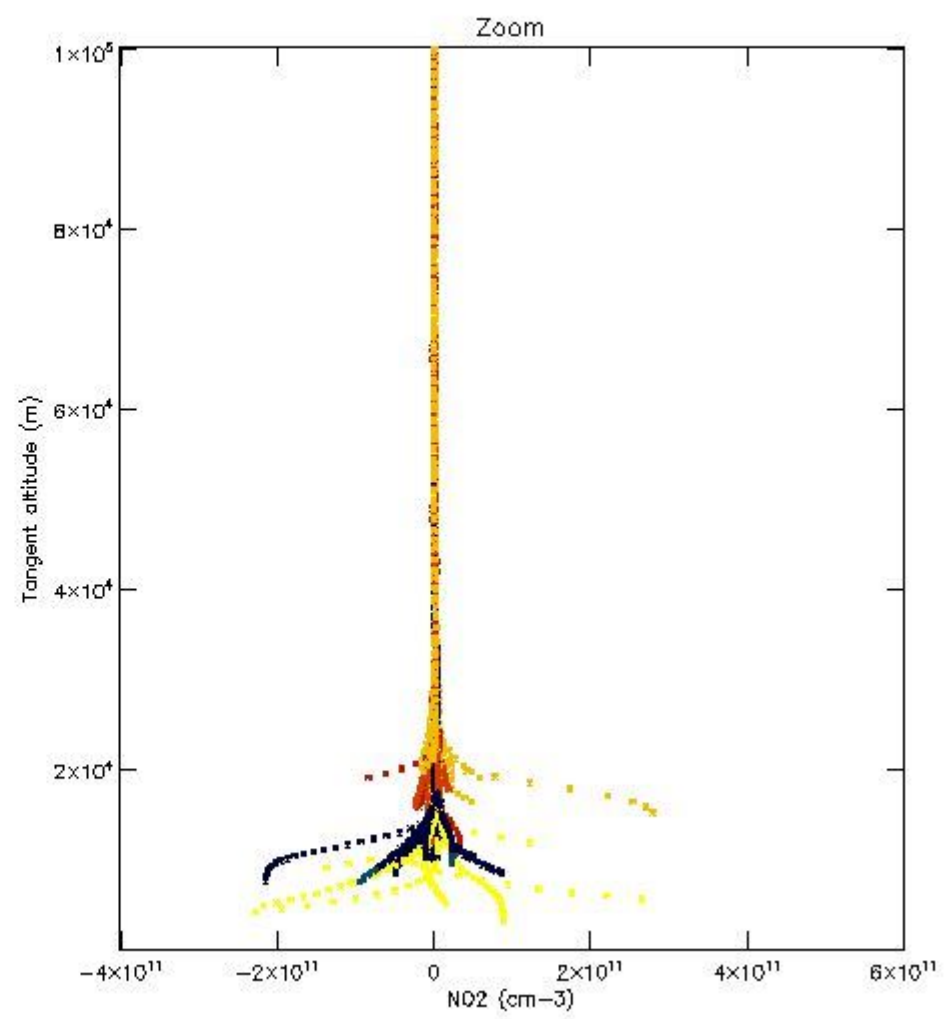
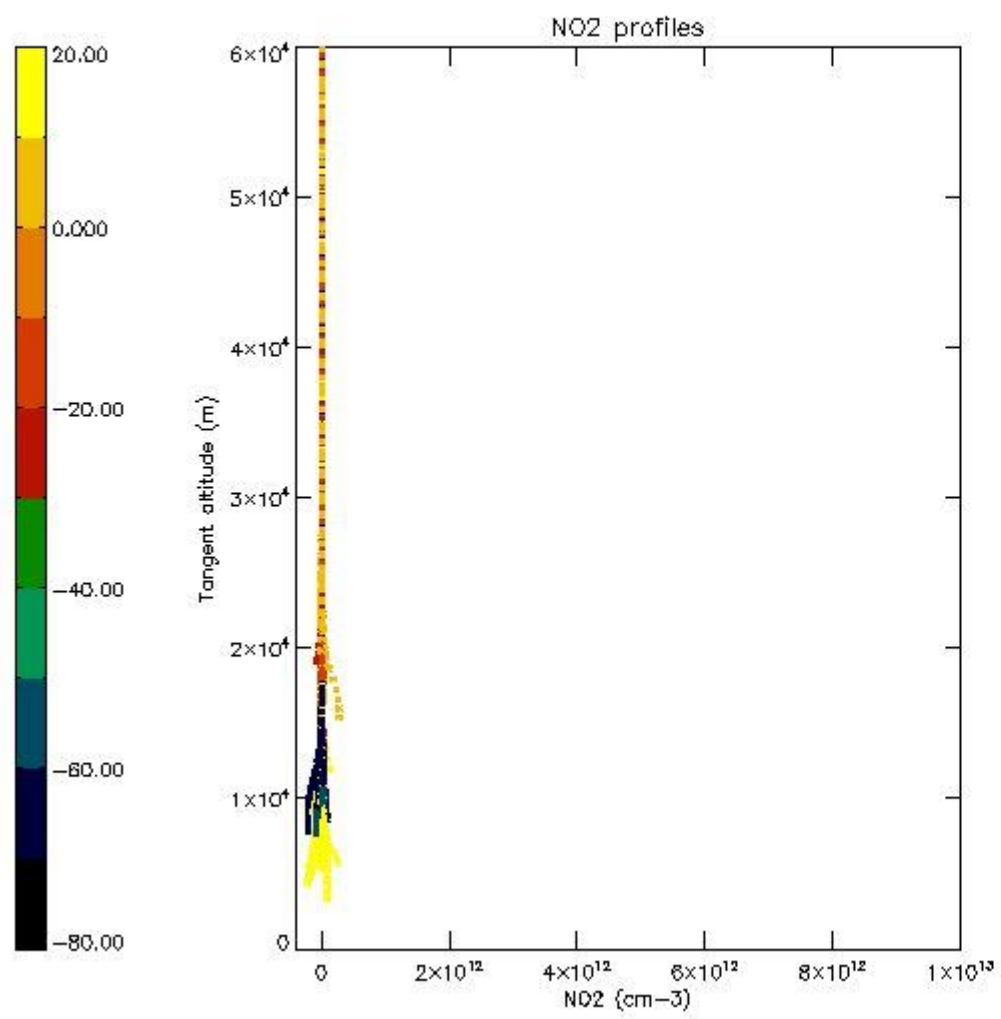
5.5 Plot ozone profiles where STD < 5% (dark without errors)

The colorbar represents the latitude.



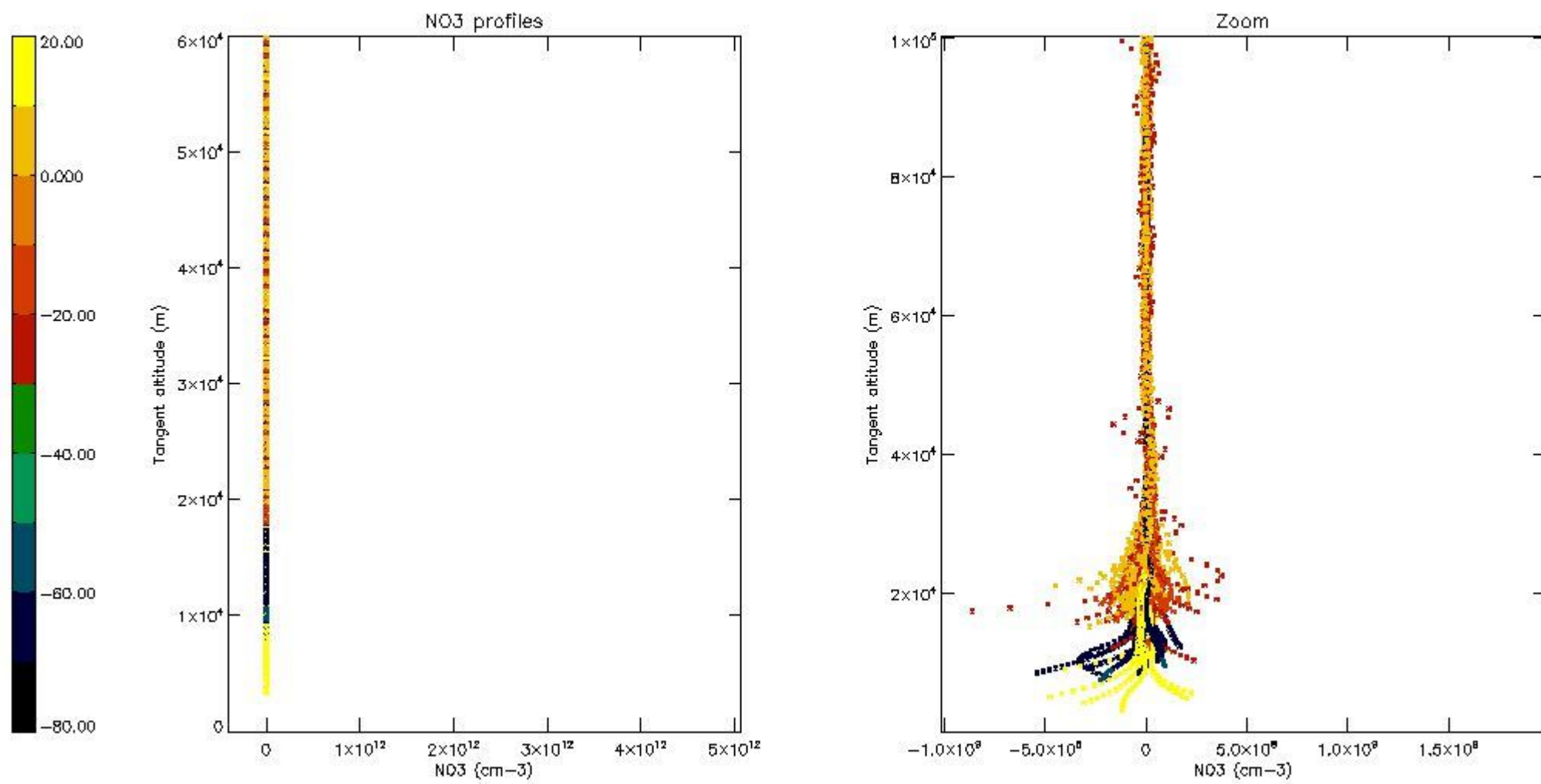
5.6 Plot NO₂ profiles for all STD (dark without errors)

The colorbar represents the latitude.



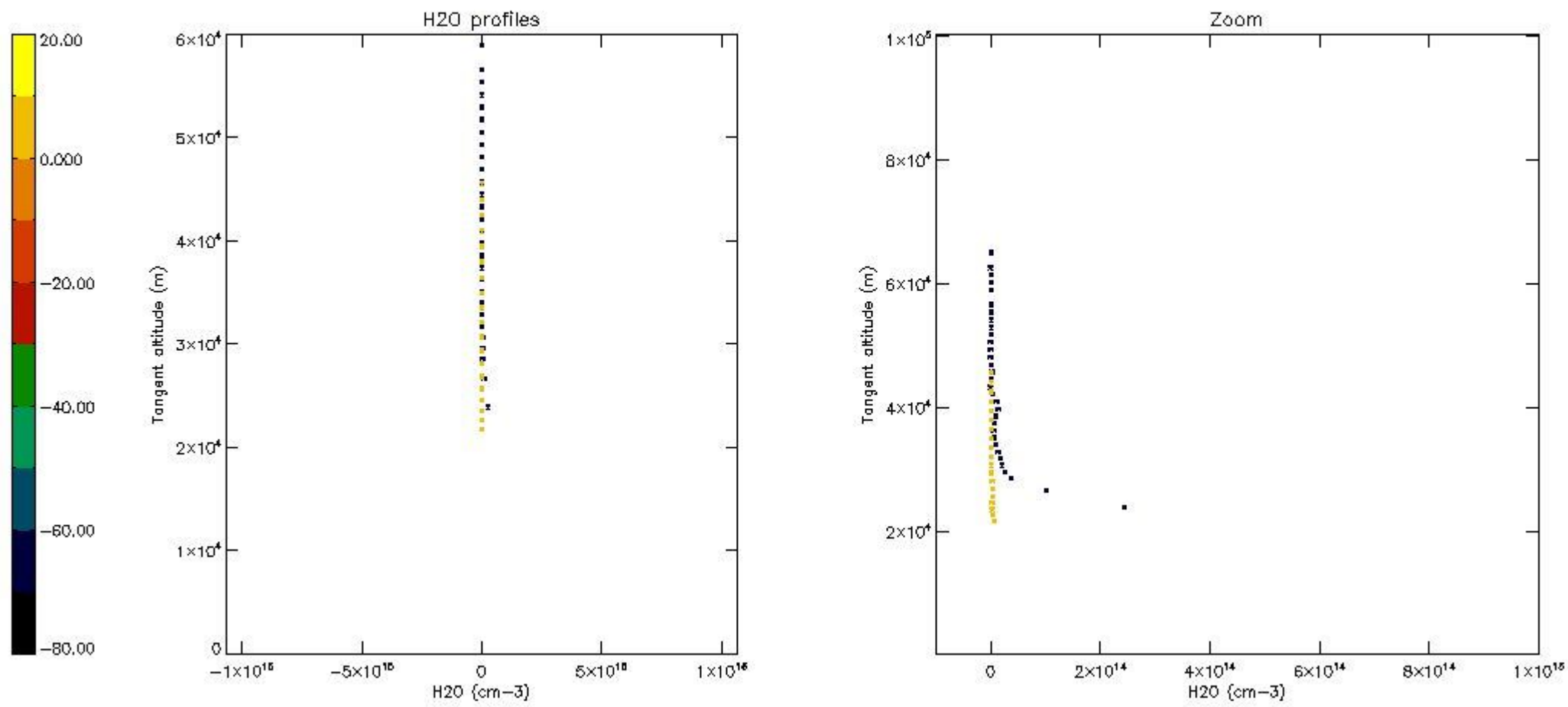
5.7 Plot NO3 profiles for all STD (dark without errors)

The colorbar represents the latitude.



5.8 Plot H₂O profiles for all STD (only for occultations of stars 1,2,3,4,13,14,16,26,63 dark without errors)

The colorbar represents the latitude.



6. Auxiliary Data Files used for the production reported in section 2

The number reported in the third column indicates since which file (see list in section 2) the corresponding auxiliary file has been used. The fourth column is the date of those product files.

Type	Auxiliary Filename	Used since product	Used since product date
INST_PHYS_CHARACTERISTICS	GOM_INS_AXVIEC20091111_143220_20030716_120000_20500101_000000	1	28-MAR-2010 00:05:45
LEVEL-2_PROC_CONFIG	GOM_PR2_AXVIEC20091111_152718_20020301_000000_20500101_000000	1	28-MAR-2010 00:05:45
CROSS_SECTIONS_FILE	GOM_CRS_AXVIEC20091111_154832_20020301_000000_20500101_000000	1	28-MAR-2010 00:05:45

GOMOS Level 2 Daily Report

SUMMARY

[1. General Info](#)

[2. Summary of processed GOM_NL_2P products](#)

[3. Level 2 Quality information per product](#)

[3.1 Plot of level 2 quality information per product \(time dependant\)](#)

[3.2 Plot of level 2 quality information per product \(world map\)](#)

[4. Level 1 Quality information per product \(stored on level 2 products\)](#)

[4.1 Plot of level 1 quality information per product \(time dependant\)](#)

[4.1.1 Plot of level 1 quality information per product \(time dependant\): ASCENDING](#)

[4.1.2 Plot of level 1 quality information per product \(time dependant\): DESCENDING](#)

[4.2 Plot of level 1 quality information per product \(world map\)](#)

[4.2.1 Plot of level 1 quality information per product \(world map\): ASCENDING](#)

[4.2.2 Plot of level 1 quality information per product \(world map\): DESCENDING](#)

[5. Ozone profiles based on quality statistics and other trace gas profiles](#)

[5.1 Ozone statistics based on quality of products](#)

[5.2 Plot ozone profiles for all STD \(dark without errors\)](#)

[5.3 Plot ozone profiles where STD < 20% \(dark without errors\)](#)

[5.4. Plot ozone profiles where STD < 10% \(dark without errors\)](#)

[5.5. Plot ozone profiles where STD < 5% \(dark without errors\)](#)

[5.6 Plot NO2 profiles for all STD \(dark without errors\)](#)

[5.7 Plot NO3 profiles for all STD \(dark without errors\)](#)

[5.8 Plot H2O profiles \(only for occultations of stars 1,2,3,4,13,14,16,26,63 dark without errors\) for all STD](#)

[6. Auxiliary Data Files used for the production reported in section 2](#)

This report presents the daily analysis on parameters extracted from GOMOS level 2 data (GOM_NL__2P). It is intended to monitor some important parameters that will impact the quality of these products. A list of level 2 products (and content) that have arrived during the reporting day to the PCF is also given.

Item	Value
Time of report generation	29APR2013 09:02:22
Data source version	GOMOS/6.01
Start time of products	28-03-2010 (28MAR2010 00:00:00)
Stop time of products	29-03-2010 (29MAR2010 00:00:00)
Store outputs in DB	Yes
Nb of level 2 prods	312
Nb of prods with errors	0

2. Summary of processed GOM_NL__2P products.

Nr	Filename	UTC Start time	Limb	Duration	Star Id	Star Name	Star Mag	Star Temp	Nb Meas	Orbit	Prod. error
1	GOM_NL__2PRFIN20100328_000545_000000572088_00073_42211_1768.N1	28-MAR-2010 00:05:45	Dark	56.500	11	53Alp Aql	0.76500	8000.0	113	42211	No
2	GOM_NL__2PRFIN20100328_002257_000000522088_00073_42211_1769.N1	28-MAR-2010 00:22:57	Dark	51.500	38	20Eps Sgr	1.8360	11000.	103	42211	No
3	GOM_NL__2PRFIN20100328_002704_000000542088_00074_42212_1759.N1	28-MAR-2010 00:27:04	Dark	53.500	25	35Lam Sco	1.6200	28000.	107	42212	No
4	GOM_NL__2PRFIN20100328_003109_000000392088_00074_42212_1760.N1	28-MAR-2010 00:31:09	Dark	38.500	134	Bet TrA	2.8100	6600.0	77	42212	No
5	GOM_NL__2PRFIN20100328_003351_000000502088_00074_42212_1761.N1	28-MAR-2010 00:33:51	Dark	50.000	4	Alp1Cen	-0.010000	5800.0	100	42212	No
6	GOM_NL__2PRFIN20100328_003625_000000482088_00074_42212_1762.N1	28-MAR-2010 00:36:25	Straylight	47.500	78	Alp Lup	2.3040	28000.	95	42212	No
7	GOM_NL__2PRFIN20100328_003800_000000512088_00074_42212_1763.N1	28-MAR-2010 00:38:00	Straylight	51.000	81	Eta Cen	2.3560	28000.	102	42212	No
8	GOM_NL__2PRFIN20100328_004051_000000552088_00074_42212_1764.N1	28-MAR-2010 00:40:51	Straylight	55.000	54	5The Cen	2.0550	4500.0	110	42212	No
9	GOM_NL__2PRFIN20100328_004712_000000462088_00074_42212_1765.N1	28-MAR-2010 00:47:12	Straylight	46.000	106	9Bet Crv	2.6480	5600.0	92	42212	No
10	GOM_NL__2PRFIN20100328_004915_000000412088_00074_42212_1766.N1	28-MAR-2010 00:49:15	Tw_i_and_stray	40.500	100	4Gam Crv	2.5800	13100.	81	42212	No
11	GOM_NL__2PRFIN20100328_005436_000000492088_00074_42212_1767.N1	28-MAR-2010 00:54:36	Bright	48.500	121	29Gam Vir	2.7400	7200.0	97	42212	No
12	GOM_NL__2PRFIN20100328_005914_000000412088_00074_42212_1768.N1	28-MAR-2010 00:59:14	Bright	41.000	62	94Bet Leo	2.1360	9700.0	82	42212	No
13	GOM_NL__2PRFIN20100328_010044_000000412088_00074_42212_1769.N1	28-MAR-2010 01:00:44	Bright	40.500	96	68Del Leo	2.5600	9300.0	81	42212	No
14	GOM_NL__2PRFIN20100328_010737_000000382088_00074_42212_1770.N1	28-MAR-2010 01:07:37	Bright	37.500	174	52Psi UMa	3.0040	4400.0	75	42212	No
15	GOM_NL__2PRFIN20100328_011056_000000382088_00074_42212_1771.N1	28-MAR-2010 01:10:56	Bright	37.500	82	48Bet UMa	2.3650	10600.	75	42212	No
16	GOM_NL__2PRFIN20100328_011227_000000382088_00074_42212_1772.N1	28-MAR-2010 01:12:27	Bright	38.000	36	50Alp UMa	1.8000	6300.0	76	42212	No
17	GOM_NL__2PRFIN20100328_011902_000000402088_00074_42212_1773.N1	28-MAR-2010 01:19:02	Bright	40.000	60	7Bet UMi	2.0810	3950.0	80	42212	No
18	GOM_NL__2PRFIN20100328_012809_000000382088_00074_42212_1774.N1	28-MAR-2010 01:28:09	Bright	37.500	89	5Alp Cep	2.4510	8000.0	75	42212	No
19	GOM_NL__2PRFIN20100328_013311_000000422088_00074_42212_1775.N1	28-MAR-2010 01:33:11	Bright	41.500	144	18Del Cyg	2.8600	11000.	83	42212	No
20	GOM_NL__2PRFIN20100328_013457_000000412088_00074_42212_1776.N1	28-MAR-2010 01:34:57	Bright	41.000	66	37Gam Cyg	2.2080	5900.0	82	42212	No
21	GOM_NL__2PRFIN20100328_013652_000000422088_00074_42212_1777.N1	28-MAR-2010 01:36:52	Bright	41.500	92	53Eps Cyg	2.5000	4500.0	83	42212	No
22	GOM_NL__2PRFIN20100328_014622_000000612088_00074_42212_1778.N1	28-MAR-2010 01:46:22	Dark	60.500	11	53Alp Aql	0.76500	8000.0	121	42212	No
23	GOM_NL__2PRFIN20100328_015958_000000542088_00074_42212_1779.N1	28-MAR-2010 01:59:58	Dark	53.500	57	34Sig Sgr	2.0660	26000.	107	42212	No
24	GOM_NL__2PRFIN20100328_020334_000000512088_00074_42212_1780.N1	28-MAR-2010 02:03:34	Dark	51.000	38	20Eps Sgr	1.8360	11000.	102	42212	No
25	GOM_NL__2PRFIN20100328_020741_000000562088_00075_42213_1767.N1	28-MAR-2010 02:07:41	Dark	56.000	25	35Lam Sco	1.6200	28000.	112	42213	No
26	GOM_NL__2PRFIN20100328_021146_000000412088_00075_42213_1768.N1	28-MAR-2010 02:11:46	Dark	40.500	134	Bet TrA	2.8100	6600.0	81	42213	No
27	GOM_NL__2PRFIN20100328_021427_000000542088_00075_42213_1769.N1	28-MAR-2010 02:14:27	Dark	54.000	4	Alp1Cen	-0.010000	5800.0	108	42213	No
28	GOM_NL__2PRFIN20100328_021702_000000442088_00075_42213_1770.N1	28-MAR-2010 02:17:02	Straylight	43.500	78	Alp Lup	2.3040	28000.	87	42213	No
29	GOM_NL__2PRFIN20100328_021837_000000472088_00075_42213_1771.N1	28-MAR-2010 02:18:37	Straylight	47.000	81	Eta Cen	2.3560	28000.	94	42213	No
30	GOM_NL__2PRFIN20100328_022128_000000532088_00075_42213_1772.N1	28-MAR-2010 02:21:28	Straylight	52.500	54	5The Cen	2.0550	4500.0	105	42213	No
31	GOM_NL__2PRFIN20100328_022748_000000452088_00075_42213_1773.N1	28-MAR-2010 02:27:48	Straylight	45.000	106	9Bet Crv	2.6480	5600.0	90	42213	No
32	GOM_NL__2PRFIN20100328_022951_000000442088_00075_42213_1774.N1	28-MAR-2010 02:29:51	Tw_i_and_stray	44.000	100	4Gam Crv	2.5800	13100.	88	42213	No
33	GOM_NL__2PRFIN20100328_023512_000000492088_00075_42213_1775.N1	28-MAR-2010 02:35:12	Bright	48.500	121	29Gam Vir	2.7400	7200.0	97	42213	No
34	GOM_NL__2PRFIN20100328_023949_000000412088_00075_42213_1776.N1	28-MAR-2010 02:39:49	Bright	41.000	62	94Bet Leo	2.1360	9700.0	82	42213	No
35	GOM_NL__2PRFIN20100328_024120_000000382088_00075_42213_1777.N1	28-MAR-2010 02:41:20	Bright	38.000	96	68Del Leo	2.5600	9300.0	76	42213	No
36	GOM_NL__2PRFIN20100328_024813_000000382088_00075_42213_1778.N1	28-MAR-2010 02:48:13	Bright	38.000	174	52Psi UMa	3.0040	4400.0	76	42213	No
37	GOM_NL__2PRFIN20100328_025132_000000362088_00075_42213_1779.N1	28-MAR-2010 02:51:32	Bright	36.000	82	48Bet UMa	2.3650	10600.	72	42213	No
38	GOM_NL__2PRFIN20100328_025303_000000372088_00075_42213_1780.N1	28-MAR-2010 02:53:03	Bright	36.500	36	50Alp UMa	1.8000	6300.0	73	42213	No
39	GOM_NL__2PRFIN20100328_025938_000000382088_00075_42213_1781.N1	28-MAR-2010 02:59:38	Bright	38.000	60	7Bet UMi	2.0810	3950.0	76	42213	No
40	GOM_NL__2PRFIN20100328_030845_000000382088_00075_42213_1782.N1	28-MAR-2010 03:08:45	Bright	38.000	89	5Alp Cep	2.4510	8000.0	76	42213	No
41	GOM_NL__2PRFIN20100328_031347_000000432088_00075_42213_1783.N1	28-MAR-2010 03:13:47	Bright	43.000	144	18Del Cyg	2.8600	11000.	86	42213	No
42	GOM_NL__2PRFIN20100328_031532_000000452088_00075_42213_1784.N1	28-MAR-2010 03:15:32	Bright	44.500	66	37Gam Cyg	2.2080	5900.0	89	42213	No

43	GOM_NL__2PRFIN20100328_031728_000000422088_00075_42213_1785.N1	28-MAR-2010 03:17:28	Bright	42.000	92	53Eps Cyg	2.5000	4500.0	84	42213	No
44	GOM_NL__2PRFIN20100328_032658_000000602088_00075_42213_1786.N1	28-MAR-2010 03:26:58	Dark	60.000	11	53Alp Aql	0.76500	8000.0	120	42213	No
45	GOM_NL__2PRFIN20100328_034035_000000562088_00075_42213_1787.N1	28-MAR-2010 03:40:35	Dark	55.500	57	34Sig Sgr	2.0660	26000.	111	42213	No
46	GOM_NL__2PRFIN20100328_034411_000000512088_00075_42213_1788.N1	28-MAR-2010 03:44:11	Dark	50.500	38	20Eps Sgr	1.8360	11000.	101	42213	No
47	GOM_NL__2PRFIN20100328_034818_000000552088_00076_42214_1775.N1	28-MAR-2010 03:48:18	Dark	55.000	25	35Lam Sco	1.6200	28000.	110	42214	No
48	GOM_NL__2PRFIN20100328_035223_000000402088_00076_42214_1776.N1	28-MAR-2010 03:52:23	Dark	39.500	134	Bet TrA	2.8100	6600.0	79	42214	No
49	GOM_NL__2PRFIN20100328_035504_000000472088_00076_42214_1777.N1	28-MAR-2010 03:55:04	Dark	46.500	4	Alp1Cen	-0.010000	5800.0	93	42214	No
50	GOM_NL__2PRFIN20100328_035738_000000442088_00076_42214_1778.N1	28-MAR-2010 03:57:38	Straylight	44.000	78	Alp Lup	2.3040	28000.	88	42214	No
51	GOM_NL__2PRFIN20100328_035913_000000502088_00076_42214_1779.N1	28-MAR-2010 03:59:13	Straylight	49.500	81	Eta Cen	2.3560	28000.	99	42214	No
52	GOM_NL__2PRFIN20100328_040204_000000522088_00076_42214_1780.N1	28-MAR-2010 04:02:04	Straylight	51.500	54	5The Cen	2.0550	4500.0	103	42214	No
53	GOM_NL__2PRFIN20100328_040825_000000502088_00076_42214_1781.N1	28-MAR-2010 04:08:25	Straylight	49.500	106	9Bet Crv	2.6480	5600.0	99	42214	No
54	GOM_NL__2PRFIN20100328_041027_000000432088_00076_42214_1782.N1	28-MAR-2010 04:10:27	Tw_i_and_stray	42.500	100	4Gam Crv	2.5800	13100.	85	42214	No
55	GOM_NL__2PRFIN20100328_041548_000000502088_00076_42214_1783.N1	28-MAR-2010 04:15:48	Bright	49.500	121	29Gam Vir	2.7400	7200.0	99	42214	No
56	GOM_NL__2PRFIN20100328_042025_000000432088_00076_42214_1784.N1	28-MAR-2010 04:20:25	Bright	43.000	62	94Bet Leo	2.1360	9700.0	86	42214	No
57	GOM_NL__2PRFIN20100328_042156_000000512088_00076_42214_1785.N1	28-MAR-2010 04:21:56	Bright	50.500	96	68Del Leo	2.5600	9300.0	101	42214	No
58	GOM_NL__2PRFIN20100328_042849_000000372088_00076_42214_1786.N1	28-MAR-2010 04:28:49	Bright	36.500	174	52Psi UMa	3.0040	4400.0	73	42214	No
59	GOM_NL__2PRFIN20100328_043208_000000362088_00076_42214_1787.N1	28-MAR-2010 04:32:08	Bright	36.000	82	48Bet UMa	2.3650	10600.	72	42214	No
60	GOM_NL__2PRFIN20100328_043339_000000412088_00076_42214_1788.N1	28-MAR-2010 04:33:39	Bright	40.500	36	50Alp UMa	1.8000	6300.0	81	42214	No
61	GOM_NL__2PRFIN20100328_044014_000000582088_00076_42214_1789.N1	28-MAR-2010 04:40:14	Bright	57.500	60	7Bet UMi	2.0810	3950.0	115	42214	No
62	GOM_NL__2PRFIN20100328_044921_000000382088_00076_42214_1790.N1	28-MAR-2010 04:49:21	Bright	37.500	89	5Alp Cep	2.4510	8000.0	75	42214	No
63	GOM_NL__2PRFIN20100328_045423_000000642088_00076_42214_1791.N1	28-MAR-2010 04:54:23	Bright	64.000	144	18Del Cyg	2.8600	11000.	128	42214	No
64	GOM_NL__2PRFIN20100328_045609_000000412088_00076_42214_1792.N1	28-MAR-2010 04:56:09	Bright	40.500	66	37Gam Cyg	2.2080	5900.0	81	42214	No
65	GOM_NL__2PRFIN20100328_045805_000000392088_00076_42214_1793.N1	28-MAR-2010 04:58:05	Bright	38.500	92	53Eps Cyg	2.5000	4500.0	77	42214	No
66	GOM_NL__2PRFIN20100328_050735_000000652088_00076_42214_1794.N1	28-MAR-2010 05:07:35	Dark	65.000	11	53Alp Aql	0.76500	8000.0	130	42214	No
67	GOM_NL__2PRFIN20100328_052112_000000492088_00076_42214_1795.N1	28-MAR-2010 05:21:12	Dark	48.500	57	34Sig Sgr	2.0660	26000.	97	42214	No
68	GOM_NL__2PRFIN20100328_052448_000000532088_00076_42214_1796.N1	28-MAR-2010 05:24:48	Dark	52.500	38	20Eps Sgr	1.8360	11000.	105	42214	No
69	GOM_NL__2PRFIN20100328_052856_000000542088_00077_42215_1783.N1	28-MAR-2010 05:28:56	Dark	54.000	25	35Lam Sco	1.6200	28000.	108	42215	No
70	GOM_NL__2PRFIN20100328_053259_000000382088_00077_42215_1784.N1	28-MAR-2010 05:32:59	Dark	37.500	134	Bet TrA	2.8100	6600.0	75	42215	No
71	GOM_NL__2PRFIN20100328_053540_000000442088_00077_42215_1785.N1	28-MAR-2010 05:35:40	Dark	43.500	4	Alp1Cen	-0.010000	5800.0	87	42215	No
72	GOM_NL__2PRFIN20100328_053815_000000502088_00077_42215_1786.N1	28-MAR-2010 05:38:15	Straylight	50.000	78	Alp Lup	2.3040	28000.	100	42215	No
73	GOM_NL__2PRFIN20100328_053950_000000502088_00077_42215_1787.N1	28-MAR-2010 05:39:50	Straylight	49.500	81	Eta Cen	2.3560	28000.	99	42215	No
74	GOM_NL__2PRFIN20100328_054241_000000542088_00077_42215_1788.N1	28-MAR-2010 05:42:41	Straylight	54.000	54	5The Cen	2.0550	4500.0	108	42215	No
75	GOM_NL__2PRFIN20100328_054901_000000462088_00077_42215_1789.N1	28-MAR-2010 05:49:01	Straylight	45.500	106	9Bet Crv	2.6480	5600.0	91	42215	No
76	GOM_NL__2PRFIN20100328_055103_000000452088_00077_42215_1790.N1	28-MAR-2010 05:51:03	Tw_i_and_stray	44.500	100	4Gam Crv	2.5800	13100.	89	42215	No
77	GOM_NL__2PRFIN20100328_055624_000000472088_00077_42215_1791.N1	28-MAR-2010 05:56:24	Bright	47.000	121	29Gam Vir	2.7400	7200.0	94	42215	No
78	GOM_NL__2PRFIN20100328_060101_000000422088_00077_42215_1792.N1	28-MAR-2010 06:01:01	Bright	41.500	62	94Bet Leo	2.1360	9700.0	83	42215	No
79	GOM_NL__2PRFIN20100328_060232_000000382088_00077_42215_1793.N1	28-MAR-2010 06:02:32	Bright	37.500	96	68Del Leo	2.5600	9300.0	75	42215	No
80	GOM_NL__2PRFIN20100328_060924_000000372088_00077_42215_1794.N1	28-MAR-2010 06:09:24	Bright	37.000	174	52Psi UMa	3.0040	4400.0	74	42215	No
81	GOM_NL__2PRFIN20100328_061243_000000372088_00077_42215_1795.N1	28-MAR-2010 06:12:43	Bright	36.500	82	48Bet UMa	2.3650	10600.	73	42215	No
82	GOM_NL__2PRFIN20100328_061415_000000382088_00077_42215_1796.N1	28-MAR-2010 06:14:15	Bright	37.500	36	50Alp UMa	1.8000	6300.0	75	42215	No
83	GOM_NL__2PRFIN20100328_062049_000000432088_00077_42215_1797.N1	28-MAR-2010 06:20:49	Bright	42.500	60	7Bet UMi	2.0810	3950.0	85	42215	No
84	GOM_NL__2PRFIN20100328_062957_000000352088_00077_42215_1798.N1	28-MAR-2010 06:29:57	Bright	35.000	89	5Alp Cep	2.4510	8000.0	70	42215	No
85	GOM_NL__2PRFIN20100328_063459_000000452088_00077_42215_1799.N1	28-MAR-2010 06:34:59	Bright	45.000	144	18Del Cyg	2.8600	11000.	90	42215	No
86	GOM_NL__2PRFIN20100328_063645_000000442088_00077_42215_1800.N1	28-MAR-2010 06:36:45	Bright	44.000	66	37Gam Cyg	2.2080	5900.0	88	42215	No
87	GOM_NL__2PRFIN20100328_063840_000000432088_00077_42215_1801.N1	28-MAR-2010 06:38:40	Bright	42.500	92	53Eps Cyg	2.5000	4500.0	85	42215	No
88	GOM_NL__2PRFIN20100328_064811_000000642088_00077_42215_1802.N1	28-MAR-2010 06:48:11	Dark	63.500	11	53Alp Aql	0.76500	8000.0	127	42215	No
89	GOM_NL__2PRFIN20100328_070149_000000542088_00077_42215_1803.N1	28-MAR-2010 07:01:49	Dark	54.000	57	34Sig Sgr	2.0660	26000.	108	42215	No
90	GOM_NL__2PRFIN20100328_070525_000000532088_00077_42215_1804.N1	28-MAR-2010 07:05:25	Dark	52.500	38	20Eps Sgr	1.8360	11000.	105	42215	No
91	GOM_NL__2PRFIN20100328_070933_000000562088_00078_42216_1791.N1	28-MAR-2010 07:09:33	Dark	55.500	25	35Lam Sco	1.6200	28000.	111	42216	No
92	GOM_NL__2PRFIN20100328_071335_000000402088_00078_42216_1792.N1	28-MAR-2010 07:13:35	Dark	40.000	134	Bet TrA	2.8100	6600.0	80	42216	No
93	GOM_NL__2PRFIN20100328_071616_000000462088_00078_42216_1793.N1	28-MAR-2010 07:16:16	Dark	45.500	4	Alp1Cen	-0.010000	5800.0	91	42216	No
94	GOM_NL__2PRFIN20100328_071852_000000492088_00078_42216_1794.N1	28-MAR-2010 07:18:52	Straylight	48.500	78	Alp Lup	2.3040	28000.	97	42216	No
95	GOM_NL__2PRFIN20100328_072027_000000482088_00078_42216_1795.N1	28-MAR-2010 07:20:27	Straylight	48.000	81	Eta Cen	2.3560	28000.	96	42216	No
96	GOM_NL__2PRFIN20100328_072317_000000532088_00078_42216_1796.N1	28-MAR-2010 07:23:17	Straylight	53.000	54	5The Cen	2.0550	4500.0	106	42216	No
97	GOM_NL__2PRFIN20100328_072937_000000472088_00078_42216_1797.N1	28-MAR-2010 07:29:37	Straylight	47.000	106	9Bet Crv	2.6480	5600.0	94	42216	No
98	GOM_NL__2PRFIN20100328_073139_000000442088_00078_42216_1798.N1	28-MAR-2010 07:31:39	Tw_i_and_stray	43.500	100	4Gam Crv	2.5800	13100.	87	42216	No
99	GOM_NL__2PRFIN20100328_073700_000000482088_00078_42216_1799.N1	28-MAR-2010 07:37:00	Bright	47.500	121	29Gam Vir	2.7400	7200.0	95	42216	No
100	GOM_NL__2PRFIN20100328_074137_000000412088_00078_42216_1800.N1	28-MAR-2010 07:41:37	Bright	41.000	62	94Bet Leo	2.1360	9700.0	82	42216	No
101	GOM_NL__2PRFIN20100328_074307_000000382088_00078_42216_1801.N1	28-MAR-2010 07:43:07	Bright	37.500	96	68Del Leo	2.5600	9300.0	75	42216	No

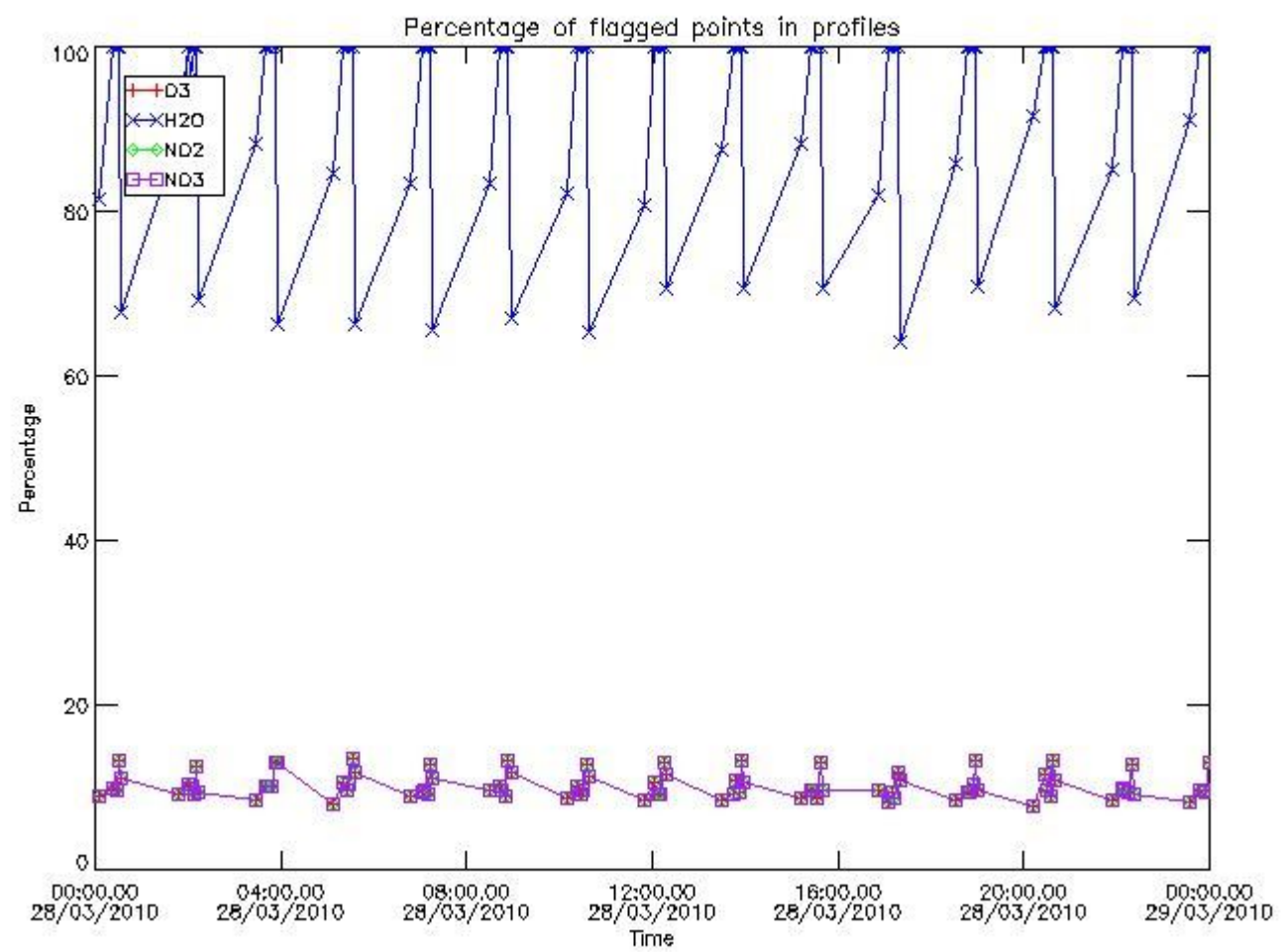
102	GOM_NL__2PRFIN20100328_075000_000000382088_00078_42216_1802.N1	28-MAR-2010 07:50:00	Bright	38.000	174	52Psi UMa	3.0040	4400.0	76	42216	No
103	GOM_NL__2PRFIN20100328_075319_000000372088_00078_42216_1803.N1	28-MAR-2010 07:53:19	Bright	37.000	82	48Bet UMa	2.3650	10600.	74	42216	No
104	GOM_NL__2PRFIN20100328_075451_000000532088_00078_42216_1804.N1	28-MAR-2010 07:54:51	Bright	53.000	36	50Alp UMa	1.8000	6300.0	106	42216	No
105	GOM_NL__2PRFIN20100328_080125_000000422088_00078_42216_1805.N1	28-MAR-2010 08:01:25	Bright	41.500	60	7Bet UMi	2.0810	3950.0	83	42216	No
106	GOM_NL__2PRFIN20100328_081033_000000382088_00078_42216_1806.N1	28-MAR-2010 08:10:33	Bright	38.000	89	5Alp Cep	2.4510	8000.0	76	42216	No
107	GOM_NL__2PRFIN20100328_081535_000000462088_00078_42216_1807.N1	28-MAR-2010 08:15:35	Bright	46.000	144	18Del Cyg	2.8600	11000.	92	42216	No
108	GOM_NL__2PRFIN20100328_081721_000000442088_00078_42216_1808.N1	28-MAR-2010 08:17:21	Bright	44.000	66	37Gam Cyg	2.2080	5900.0	88	42216	No
109	GOM_NL__2PRFIN20100328_081916_000000422088_00078_42216_1809.N1	28-MAR-2010 08:19:16	Bright	42.000	92	53Eps Cyg	2.5000	4500.0	84	42216	No
110	GOM_NL__2PRFIN20100328_082848_000000582088_00078_42216_1810.N1	28-MAR-2010 08:28:48	Dark	57.500	11	53Alp Aql	0.76500	8000.0	115	42216	No
111	GOM_NL__2PRFIN20100328_084226_000000512088_00078_42216_1811.N1	28-MAR-2010 08:42:26	Dark	50.500	57	34Sig Sgr	2.0660	26000.	101	42216	No
112	GOM_NL__2PRFIN20100328_084603_000000532088_00078_42216_1812.N1	28-MAR-2010 08:46:03	Dark	52.500	38	20Eps Sgr	1.8360	11000.	105	42216	No
113	GOM_NL__2PRFIN20100328_085010_000000572088_00079_42217_1799.N1	28-MAR-2010 08:50:10	Dark	56.500	25	35Lam Sco	1.6200	28000.	113	42217	No
114	GOM_NL__2PRFIN20100328_085412_000000392088_00079_42217_1800.N1	28-MAR-2010 08:54:12	Dark	38.500	134	Bet TrA	2.8100	6600.0	77	42217	No
115	GOM_NL__2PRFIN20100328_085653_000000432088_00079_42217_1801.N1	28-MAR-2010 08:56:53	Dark	43.000	4	Alp1Cen	-0.010000	5800.0	86	42217	No
116	GOM_NL__2PRFIN20100328_085928_000000462088_00079_42217_1802.N1	28-MAR-2010 08:59:28	Straylight	45.500	78	Alp Lup	2.3040	28000.	91	42217	No
117	GOM_NL__2PRFIN20100328_090103_000000512088_00079_42217_1803.N1	28-MAR-2010 09:01:03	Straylight	50.500	81	Eta Cen	2.3560	28000.	101	42217	No
118	GOM_NL__2PRFIN20100328_090353_000000562088_00079_42217_1804.N1	28-MAR-2010 09:03:53	Straylight	56.000	54	5The Cen	2.0550	4500.0	112	42217	No
119	GOM_NL__2PRFIN20100328_091013_000000482088_00079_42217_1805.N1	28-MAR-2010 09:10:13	Straylight	47.500	106	9Bet Crv	2.6480	5600.0	95	42217	No
120	GOM_NL__2PRFIN20100328_091215_000000432088_00079_42217_1806.N1	28-MAR-2010 09:12:15	Tw_i_and_stray	43.000	100	4Gam Crv	2.5800	13100.	86	42217	No
121	GOM_NL__2PRFIN20100328_091735_000000472088_00079_42217_1807.N1	28-MAR-2010 09:17:35	Bright	47.000	121	29Gam Vir	2.7400	7200.0	94	42217	No
122	GOM_NL__2PRFIN20100328_092212_000000412088_00079_42217_1808.N1	28-MAR-2010 09:22:12	Bright	41.000	62	94Bet Leo	2.1360	9700.0	82	42217	No
123	GOM_NL__2PRFIN20100328_092344_000000382088_00079_42217_1809.N1	28-MAR-2010 09:23:44	Bright	38.000	96	68Del Leo	2.5600	9300.0	76	42217	No
124	GOM_NL__2PRFIN20100328_093036_000000472088_00079_42217_1810.N1	28-MAR-2010 09:30:36	Bright	46.500	174	52Psi UMa	3.0040	4400.0	93	42217	No
125	GOM_NL__2PRFIN20100328_093355_000000482088_00079_42217_1811.N1	28-MAR-2010 09:33:55	Bright	48.000	82	48Bet UMa	2.3650	10600.	96	42217	No
126	GOM_NL__2PRFIN20100328_093527_000000532088_00079_42217_1812.N1	28-MAR-2010 09:35:27	Bright	53.000	36	50Alp UMa	1.8000	6300.0	106	42217	No
127	GOM_NL__2PRFIN20100328_094200_000000372088_00079_42217_1813.N1	28-MAR-2010 09:42:00	Bright	36.500	60	7Bet UMi	2.0810	3950.0	73	42217	No
128	GOM_NL__2PRFIN20100328_095109_000000372088_00079_42217_1814.N1	28-MAR-2010 09:51:09	Bright	37.000	89	5Alp Cep	2.4510	8000.0	74	42217	No
129	GOM_NL__2PRFIN20100328_095611_000000472088_00079_42217_1815.N1	28-MAR-2010 09:56:11	Bright	46.500	144	18Del Cyg	2.8600	11000.	93	42217	No
130	GOM_NL__2PRFIN20100328_095756_000000452088_00079_42217_1816.N1	28-MAR-2010 09:57:56	Bright	44.500	66	37Gam Cyg	2.2080	5900.0	89	42217	No
131	GOM_NL__2PRFIN20100328_095953_000000432088_00079_42217_1817.N1	28-MAR-2010 09:59:53	Bright	42.500	92	53Eps Cyg	2.5000	4500.0	85	42217	No
132	GOM_NL__2PRFIN20100328_100925_000000592088_00079_42217_1818.N1	28-MAR-2010 10:09:25	Dark	59.000	11	53Alp Aql	0.76500	8000.0	118	42217	No
133	GOM_NL__2PRFIN20100328_102303_000000562088_00079_42217_1819.N1	28-MAR-2010 10:23:03	Dark	55.500	57	34Sig Sgr	2.0660	26000.	111	42217	No
134	GOM_NL__2PRFIN20100328_102640_000000562088_00079_42217_1820.N1	28-MAR-2010 10:26:40	Dark	56.000	38	20Eps Sgr	1.8360	11000.	112	42217	No
135	GOM_NL__2PRFIN20100328_103048_000000532088_00080_42218_1807.N1	28-MAR-2010 10:30:48	Dark	53.000	25	35Lam Sco	1.6200	28000.	106	42218	No
136	GOM_NL__2PRFIN20100328_103448_000000402088_00080_42218_1808.N1	28-MAR-2010 10:34:48	Dark	40.000	134	Bet TrA	2.8100	6600.0	80	42218	No
137	GOM_NL__2PRFIN20100328_103729_000000452088_00080_42218_1809.N1	28-MAR-2010 10:37:29	Dark	45.000	4	Alp1Cen	-0.010000	5800.0	90	42218	No
138	GOM_NL__2PRFIN20100328_104005_000000442088_00080_42218_1810.N1	28-MAR-2010 10:40:05	Straylight	44.000	78	Alp Lup	2.3040	28000.	88	42218	No
139	GOM_NL__2PRFIN20100328_104140_000000502088_00080_42218_1811.N1	28-MAR-2010 10:41:40	Straylight	49.500	81	Eta Cen	2.3560	28000.	99	42218	No
140	GOM_NL__2PRFIN20100328_104430_000000562088_00080_42218_1812.N1	28-MAR-2010 10:44:30	Straylight	55.500	54	5The Cen	2.0550	4500.0	111	42218	No
141	GOM_NL__2PRFIN20100328_105049_000000452088_00080_42218_1813.N1	28-MAR-2010 10:50:49	Straylight	44.500	106	9Bet Crv	2.6480	5600.0	89	42218	No
142	GOM_NL__2PRFIN20100328_105251_000000442088_00080_42218_1814.N1	28-MAR-2010 10:52:51	Tw_i_and_stray	43.500	100	4Gam Crv	2.5800	13100.	87	42218	No
143	GOM_NL__2PRFIN20100328_105811_000000472088_00080_42218_1815.N1	28-MAR-2010 10:58:11	Bright	46.500	121	29Gam Vir	2.7400	7200.0	93	42218	No
144	GOM_NL__2PRFIN20100328_110248_000000412088_00080_42218_1816.N1	28-MAR-2010 11:02:48	Bright	40.500	62	94Bet Leo	2.1360	9700.0	81	42218	No
145	GOM_NL__2PRFIN20100328_110419_000000392088_00080_42218_1817.N1	28-MAR-2010 11:04:19	Bright	38.500	96	68Del Leo	2.5600	9300.0	77	42218	No
146	GOM_NL__2PRFIN20100328_111112_000000382088_00080_42218_1818.N1	28-MAR-2010 11:11:12	Bright	37.500	174	52Psi UMa	3.0040	4400.0	75	42218	No
147	GOM_NL__2PRFIN20100328_111431_000000382088_00080_42218_1819.N1	28-MAR-2010 11:14:31	Bright	38.000	82	48Bet UMa	2.3650	10600.	76	42218	No
148	GOM_NL__2PRFIN20100328_111602_000000392088_00080_42218_1820.N1	28-MAR-2010 11:16:02	Bright	38.500	36	50Alp UMa	1.8000	6300.0	77	42218	No
149	GOM_NL__2PRFIN20100328_112236_000000582088_00080_42218_1821.N1	28-MAR-2010 11:22:36	Bright	58.000	60	7Bet UMi	2.0810	3950.0	116	42218	No
150	GOM_NL__2PRFIN20100328_113145_000000362088_00080_42218_1822.N1	28-MAR-2010 11:31:45	Bright	35.500	89	5Alp Cep	2.4510	8000.0	71	42218	No
151	GOM_NL__2PRFIN20100328_113647_000000432088_00080_42218_1823.N1	28-MAR-2010 11:36:47	Bright	43.000	144	18Del Cyg	2.8600	11000.	86	42218	No
152	GOM_NL__2PRFIN20100328_113833_000000422088_00080_42218_1824.N1	28-MAR-2010 11:38:33	Bright	41.500	66	37Gam Cyg	2.2080	5900.0	83	42218	No
153	GOM_NL__2PRFIN20100328_114029_000000432088_00080_42218_1825.N1	28-MAR-2010 11:40:29	Bright	42.500	92	53Eps Cyg	2.5000	4500.0	85	42218	No
154	GOM_NL__2PRFIN20100328_115001_000000602088_00080_42218_1826.N1	28-MAR-2010 11:50:01	Dark	60.000	11	53Alp Aql	0.76500	8000.0	120	42218	No
155	GOM_NL__2PRFIN20100328_120341_000000532088_00080_42218_1827.N1	28-MAR-2010 12:03:41	Dark	53.000	57	34Sig Sgr	2.0660	26000.	106	42218	No
156	GOM_NL__2PRFIN20100328_120717_000000552088_00080_42218_1815.N1	28-MAR-2010 12:07:17	Dark	55.000	38	20Eps Sgr	1.8360	11000.	110	42218	No
157	GOM_NL__2PRFIN20100328_121125_000000562088_00081_42219_1816.N1	28-MAR-2010 12:11:25	Dark	56.000	25	35Lam Sco	1.6200	28000.	112	42219	No
158	GOM_NL__2PRFIN20100328_121525_000000392088_00081_42219_1817.N1	28-MAR-2010 12:15:25	Dark	39.000	134	Bet TrA	2.8100	6600.0	78	42219	No
159	GOM_NL__2PRFIN20100328_121806_000000532088_00081_42219_1818.N1	28-MAR-2010 12:18:06	Dark	53.000	4	Alp1Cen	-0.010000	5800.0	106	42219	No
160	GOM_NL__2PRFIN20100328_122041_000000462088_00081_42219_1819.N1	28-MAR-2010 12:20:41	Straylight	45.500	78	Alp Lup	2.3040	28000.	91	42219	No

279	GOM_NL__2PRFIN20100328_211806_000000372088_00086_42224_1896.N1	28-MAR-2010 21:18:06	Bright	36.500	82	48Bet UMa	2.3650	10600.	73	42224	No
280	GOM_NL__2PRFIN20100328_211938_000000382088_00086_42224_1897.N1	28-MAR-2010 21:19:38	Bright	38.000	36	50Alp UMa	1.8000	6300.0	76	42224	No
281	GOM_NL__2PRFIN20100328_212609_000000372088_00086_42224_1898.N1	28-MAR-2010 21:26:09	Bright	37.000	60	7Bet UMi	2.0810	3950.0	74	42224	No
282	GOM_NL__2PRFIN20100328_213520_000000362088_00086_42224_1899.N1	28-MAR-2010 21:35:20	Bright	36.000	89	5Alp Cep	2.4510	8000.0	72	42224	No
283	GOM_NL__2PRFIN20100328_214021_000000462088_00086_42224_1900.N1	28-MAR-2010 21:40:21	Bright	45.500	144	18Del Cyg	2.8600	11000.	91	42224	No
284	GOM_NL__2PRFIN20100328_214208_000000412088_00086_42224_1901.N1	28-MAR-2010 21:42:08	Bright	40.500	66	37Gam Cyg	2.2080	5900.0	81	42224	No
285	GOM_NL__2PRFIN20100328_214405_000000432088_00086_42224_1902.N1	28-MAR-2010 21:44:05	Bright	42.500	92	53Eps Cyg	2.5000	4500.0	85	42224	No
286	GOM_NL__2PRFIN20100328_215341_000000612088_00086_42224_1903.N1	28-MAR-2010 21:53:41	Dark	60.500	11	53Alp Aql	0.76500	8000.0	121	42224	No
287	GOM_NL__2PRFIN20100328_220723_000000522088_00086_42224_1904.N1	28-MAR-2010 22:07:23	Dark	51.500	57	34Sig Sgr	2.0660	26000.	103	42224	No
288	GOM_NL__2PRFIN20100328_221100_000000542088_00087_42225_1892.N1	28-MAR-2010 22:11:00	Dark	53.500	38	20Eps Sgr	1.8360	11000.	107	42225	No
289	GOM_NL__2PRFIN20100328_221508_000000552088_00087_42225_1893.N1	28-MAR-2010 22:15:08	Dark	54.500	25	35Lam Sco	1.6200	28000.	109	42225	No
290	GOM_NL__2PRFIN20100328_221904_000000402088_00087_42225_1894.N1	28-MAR-2010 22:19:04	Dark	40.000	134	Bet TrA	2.8100	6600.0	80	42225	No
291	GOM_NL__2PRFIN20100328_222144_000000562088_00087_42225_1895.N1	28-MAR-2010 22:21:44	Dark	56.000	4	Alp1Cen	-0.010000	5800.0	112	42225	No
292	GOM_NL__2PRFIN20100328_222421_000000442088_00087_42225_1896.N1	28-MAR-2010 22:24:21	Straylight	43.500	78	Alp Lup	2.3040	28000.	87	42225	No
293	GOM_NL__2PRFIN20100328_222556_000000522088_00087_42225_1897.N1	28-MAR-2010 22:25:56	Straylight	52.000	81	Eta Cen	2.3560	28000.	104	42225	No
294	GOM_NL__2PRFIN20100328_222846_000000542088_00087_42225_1898.N1	28-MAR-2010 22:28:46	Straylight	53.500	54	5The Cen	2.0550	4500.0	107	42225	No
295	GOM_NL__2PRFIN20100328_223503_000000462088_00087_42225_1899.N1	28-MAR-2010 22:35:03	Straylight	45.500	106	9Bet Crv	2.6480	5600.0	91	42225	No
296	GOM_NL__2PRFIN20100328_223703_000000442088_00087_42225_1900.N1	28-MAR-2010 22:37:03	Tw_i_and_stray	44.000	100	4Gam Crv	2.5800	13100.	88	42225	No
297	GOM_NL__2PRFIN20100328_224221_000000452088_00087_42225_1901.N1	28-MAR-2010 22:42:21	Bright	45.000	121	29Gam Vir	2.7400	7200.0	90	42225	No
298	GOM_NL__2PRFIN20100328_224658_000000442088_00087_42225_1902.N1	28-MAR-2010 22:46:58	Bright	43.500	62	94Bet Leo	2.1360	9700.0	87	42225	No
299	GOM_NL__2PRFIN20100328_224830_000000372088_00087_42225_1903.N1	28-MAR-2010 22:48:30	Bright	37.000	96	68Del Leo	2.5600	9300.0	74	42225	No
300	GOM_NL__2PRFIN20100328_225522_000000392088_00087_42225_1904.N1	28-MAR-2010 22:55:22	Bright	38.500	174	52Psi UMa	3.0040	4400.0	77	42225	No
301	GOM_NL__2PRFIN20100328_225842_000000342088_00087_42225_1905.N1	28-MAR-2010 22:58:42	Bright	34.000	82	48Bet UMa	2.3650	10600.	68	42225	No
302	GOM_NL__2PRFIN20100328_230013_000000392088_00087_42225_1906.N1	28-MAR-2010 23:00:13	Bright	38.500	36	50Alp UMa	1.8000	6300.0	77	42225	No
303	GOM_NL__2PRFIN20100328_230645_000000402088_00087_42225_1907.N1	28-MAR-2010 23:06:45	Bright	39.500	60	7Bet UMi	2.0810	3950.0	79	42225	No
304	GOM_NL__2PRFIN20100328_231556_000000362088_00087_42225_1908.N1	28-MAR-2010 23:15:56	Bright	36.000	89	5Alp Cep	2.4510	8000.0	72	42225	No
305	GOM_NL__2PRFIN20100328_232057_000000452088_00087_42225_1909.N1	28-MAR-2010 23:20:57	Bright	45.000	144	18Del Cyg	2.8600	11000.	90	42225	No
306	GOM_NL__2PRFIN20100328_232244_000000452088_00087_42225_1910.N1	28-MAR-2010 23:22:44	Bright	45.000	66	37Gam Cyg	2.2080	5900.0	90	42225	No
307	GOM_NL__2PRFIN20100328_232441_000000432088_00087_42225_1911.N1	28-MAR-2010 23:24:41	Bright	43.000	92	53Eps Cyg	2.5000	4500.0	86	42225	No
308	GOM_NL__2PRFIN20100328_233417_000000622088_00087_42225_1912.N1	28-MAR-2010 23:34:17	Dark	62.000	11	53Alp Aql	0.76500	8000.0	124	42225	No
309	GOM_NL__2PRFIN20100328_234801_000000532088_00087_42225_1913.N1	28-MAR-2010 23:48:01	Dark	53.000	57	34Sig Sgr	2.0660	26000.	106	42225	No
310	GOM_NL__2PRFIN20100328_235137_000000542088_00088_42226_1903.N1	28-MAR-2010 23:51:37	Dark	53.500	38	20Eps Sgr	1.8360	11000.	107	42226	No
311	GOM_NL__2PRFIN20100328_235546_000000542088_00088_42226_1904.N1	28-MAR-2010 23:55:46	Dark	54.000	25	35Lam Sco	1.6200	28000.	108	42226	No
312	GOM_NL__2PRFIN20100328_235940_000000402088_00088_42226_1905.N1	28-MAR-2010 23:59:40	Dark	39.500	134	Bet TrA	2.8100	6600.0	79	42226	No

3. Quality information per product

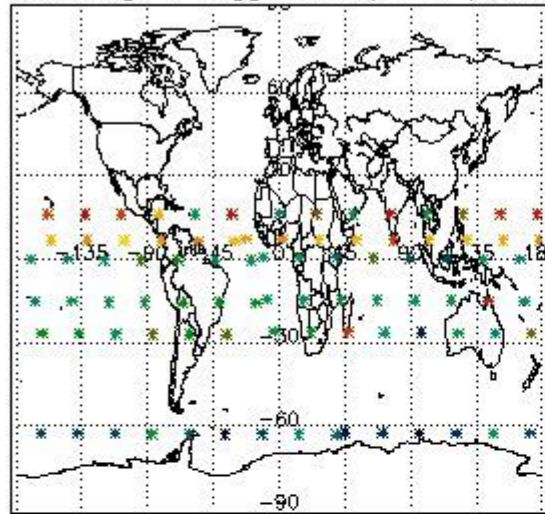
In this section it is plotted some information contained in the Quality Summary data set of the level 2 products. Only products in dark limb conditions and without errors (error flag in the MPH set to "0") are used.

3.1 Plot quality information per product (time dependant)


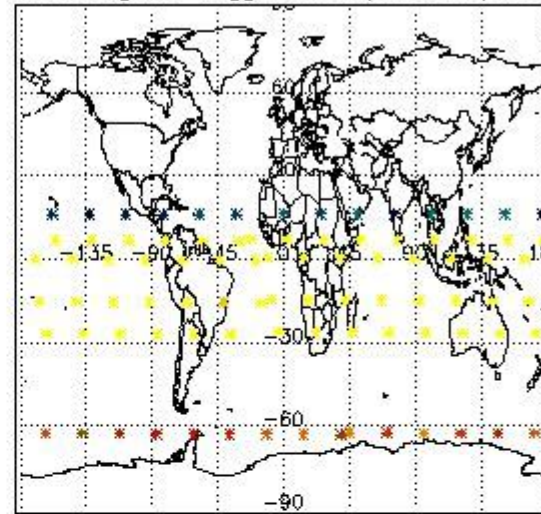


3.2 Plot quality information per product (world map)

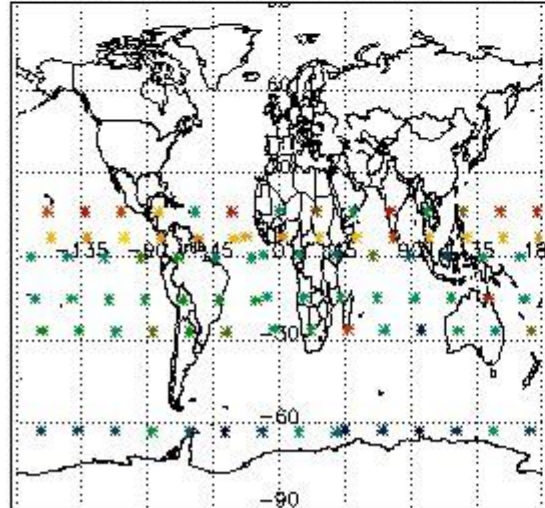
Percentage of flagged data per O3 profile



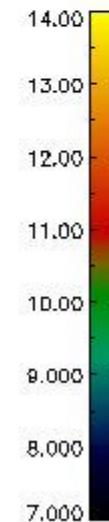
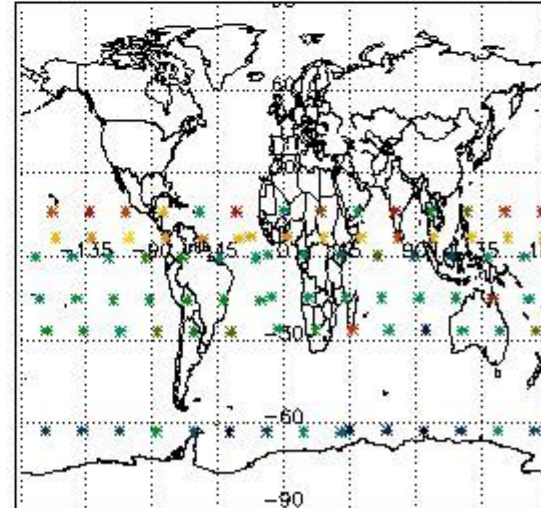
Percentage of flagged data per H2O profile



Percentage of flagged data per NO2 profile



Percentage of flagged data per NO3 profile

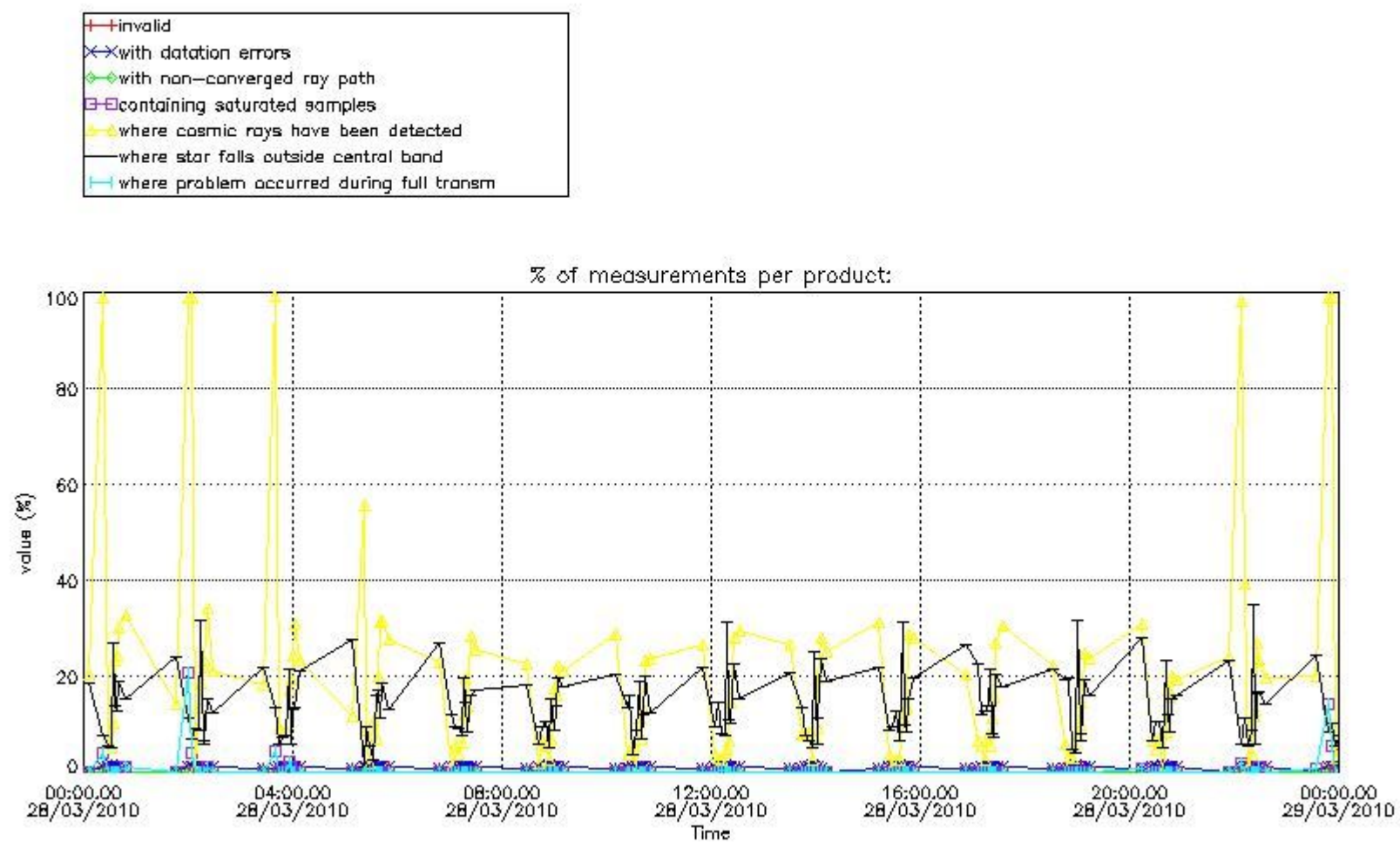


4. Level 1 quality information per product

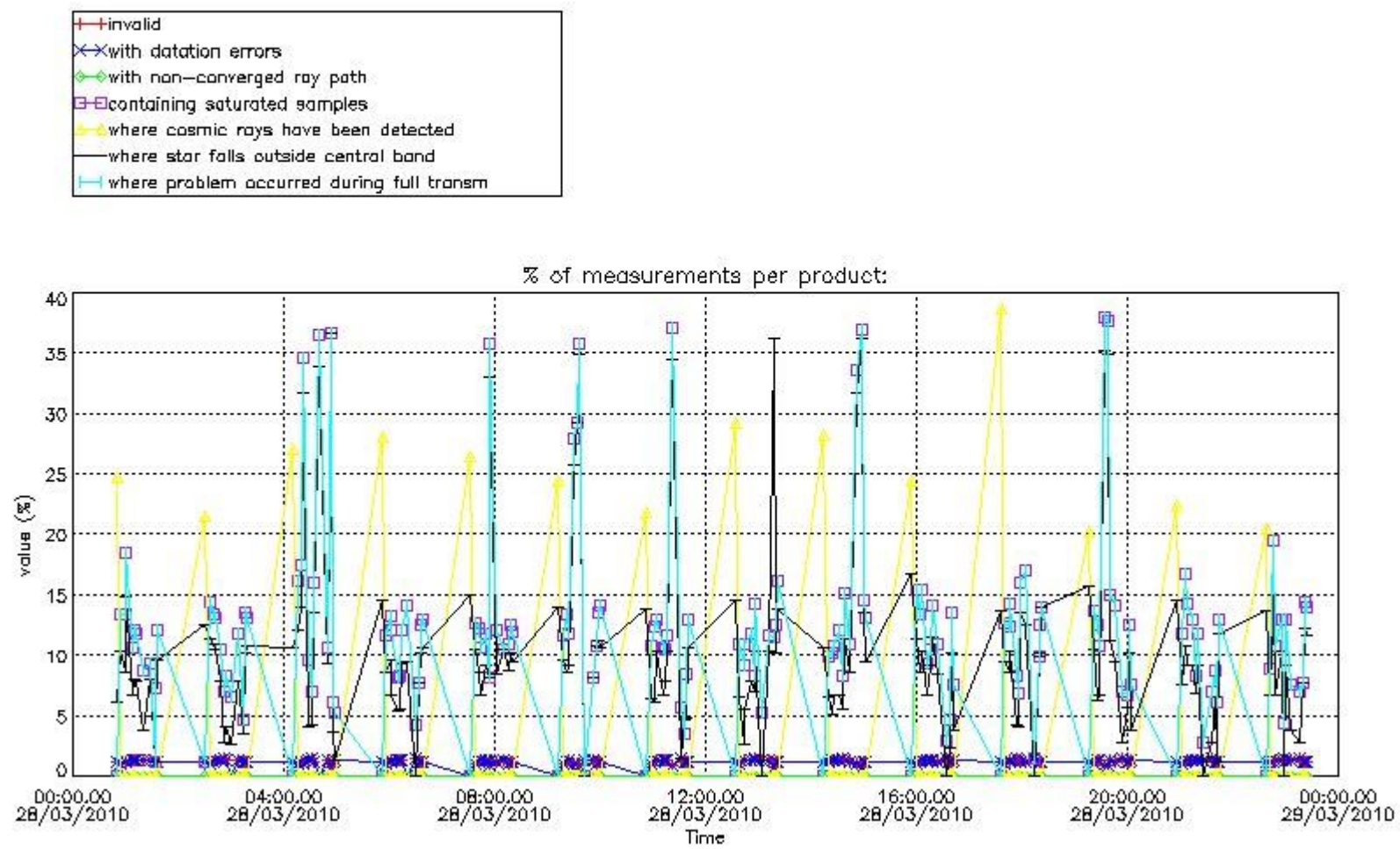
In this section it is plotted some information contained in the Quality Summary data set of the level 2 products that comes from the level 1b processing. Products without errors (error flag in the MPH set to "0") are used.

4.1 Plot quality information per product (time dependant) coming from level 1b processing

4.1.1 Plot level 1 quality information per product (time dependant): ENVISAT ASCENDING passes

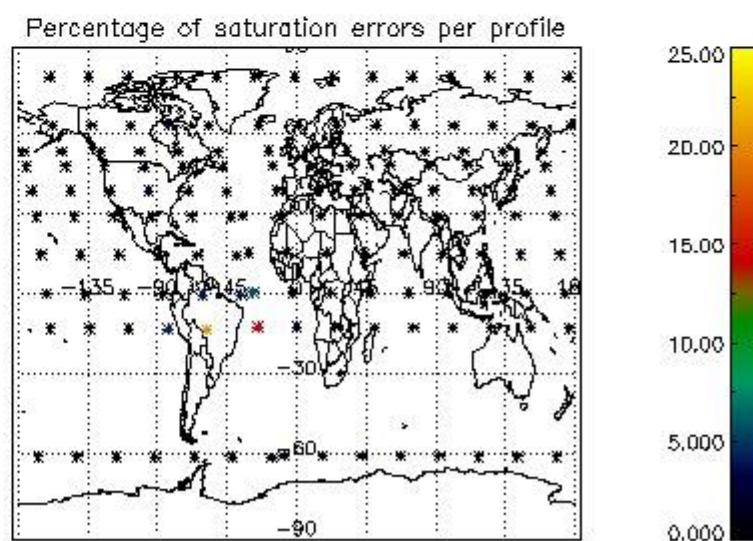
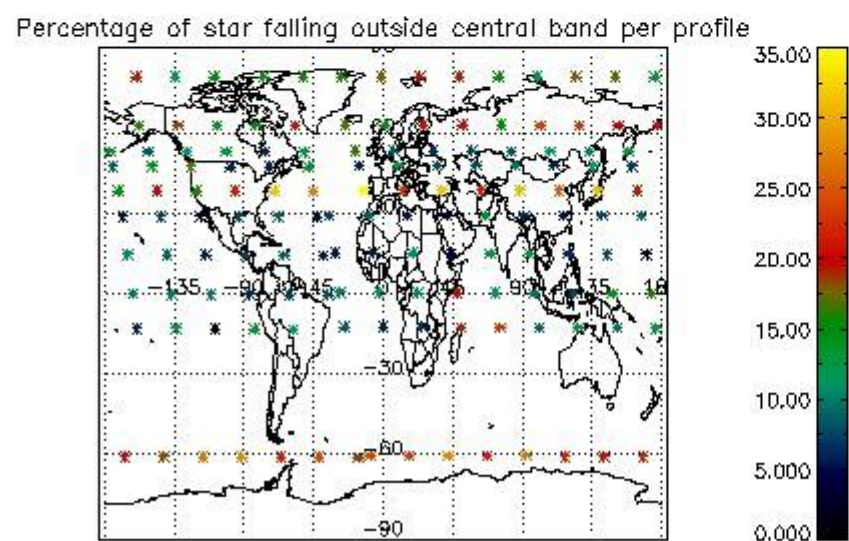
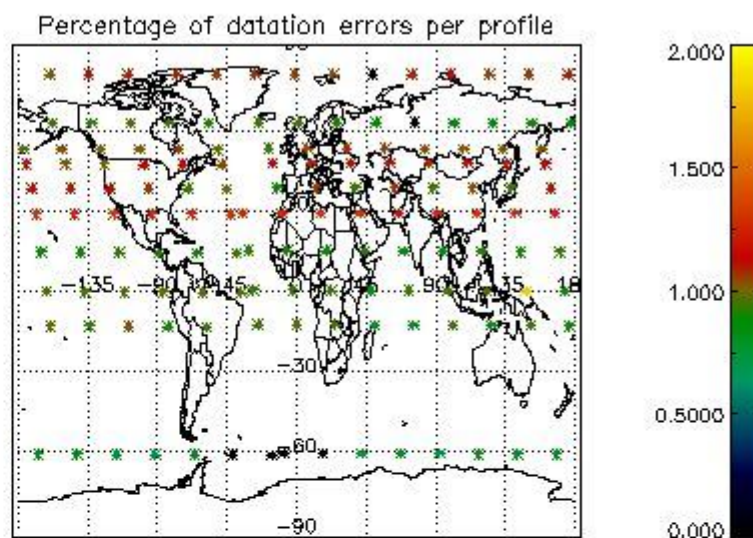
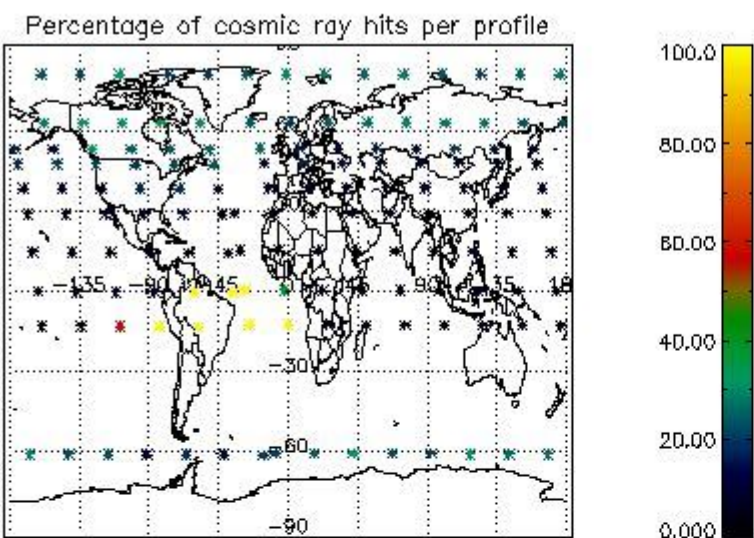


4.1.2 Plot level 1 quality information per product (time dependant): ENVI SAT DESCENDING passes

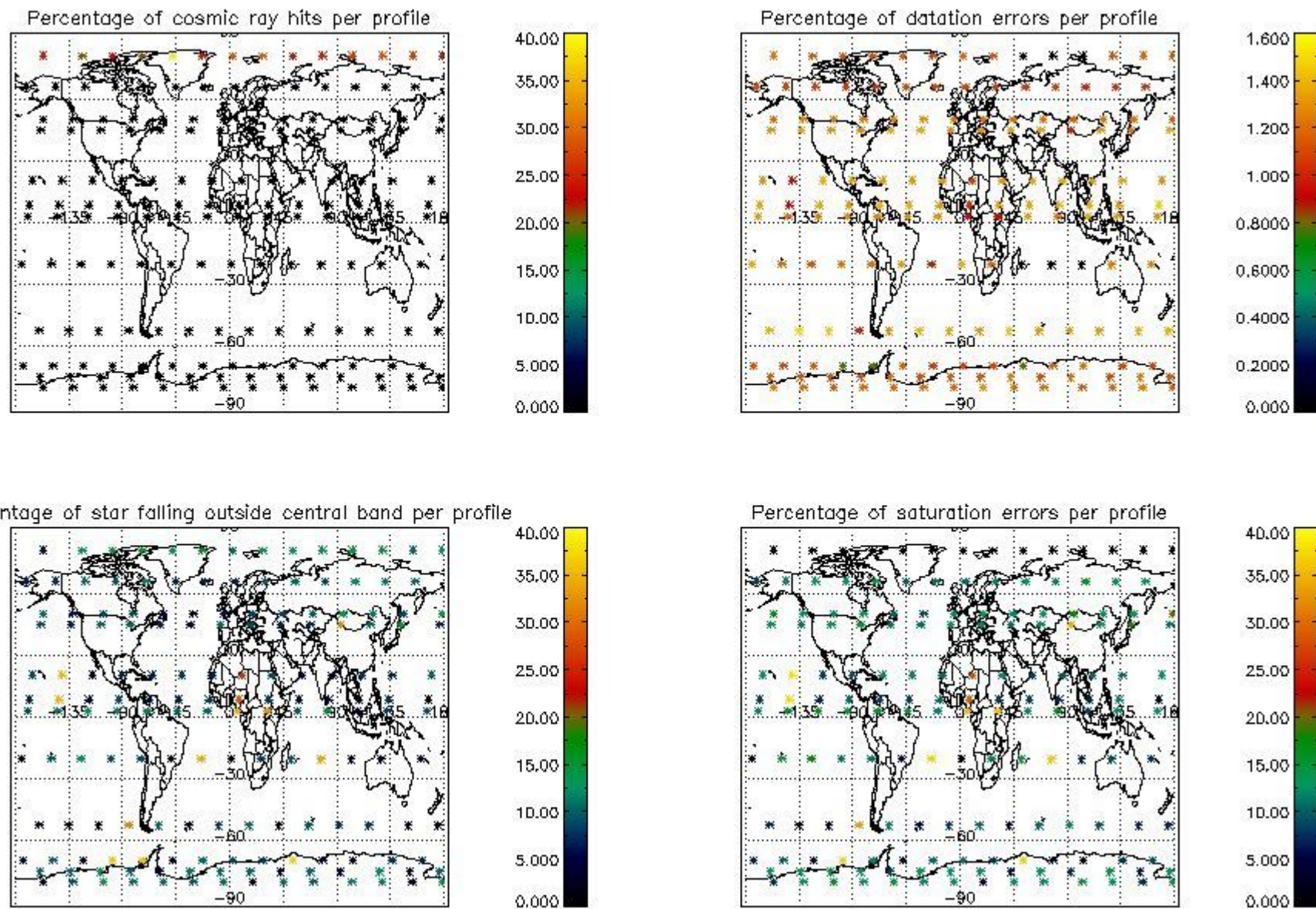


4.2 Plot quality information per product coming from level 1b processing (world map)

4.2.1 Plot level 1 quality information per product (world map): ENVISAT ASCENDING passes



4.2.2 Plot level 1 quality information per product (world map): ENVISAT DESCENDING passes



5. Trace gas profiles

5.1 Ozone statistics based on quality of products

The final quality of the products can be "measured" using the STD (Standard Deviation) attached to every point profile. This information is written to the parameter GOM_NL__2P/NL_LOCAL_SPECIES_DENSITY/o3_std of the level 2 products. The table below shows the statistics for given STD ranges.

The statistics are given with respect to the overall valid production:

- Products without fatal errors: GOM_NL__2P/MPH/PRODUCT_ERR=0
- Valid point profile: GOM_NL__2P/NL_LOCAL_SPECIES_DENSITY/pcd(0)=0

The 'Criteria' is applied to valid points of dark limb products:

- Products in dark limb illumination condition: GOM_NL__2P/NL_SUMMARY_QUALITY/obs_ill_cond=0
- Products without fatal errors: GOM_NL__2P/MPH/PRODUCT_ERR=0
- Valid point profile: GOM_NL__2P/NL_LOCAL_SPECIES_DENSITY/pcd(0)=0

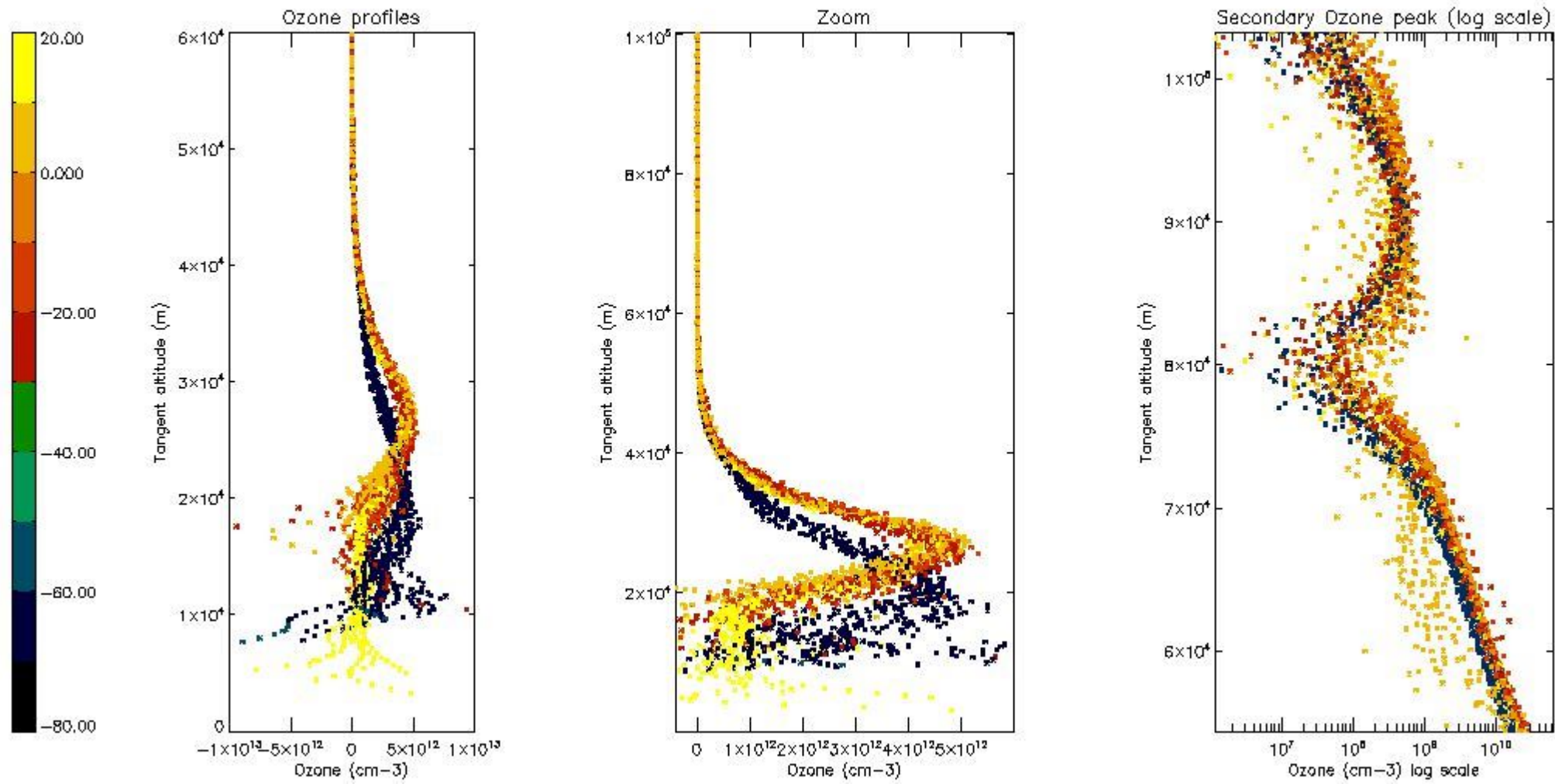
So, the table below shows the percentage of dark limb and valid observations for each criteria with respect to the overall valid daily observations.

Criteria	% of total production
All STD	33
STD < 20	20

STD < 10	16
STD < 5	13

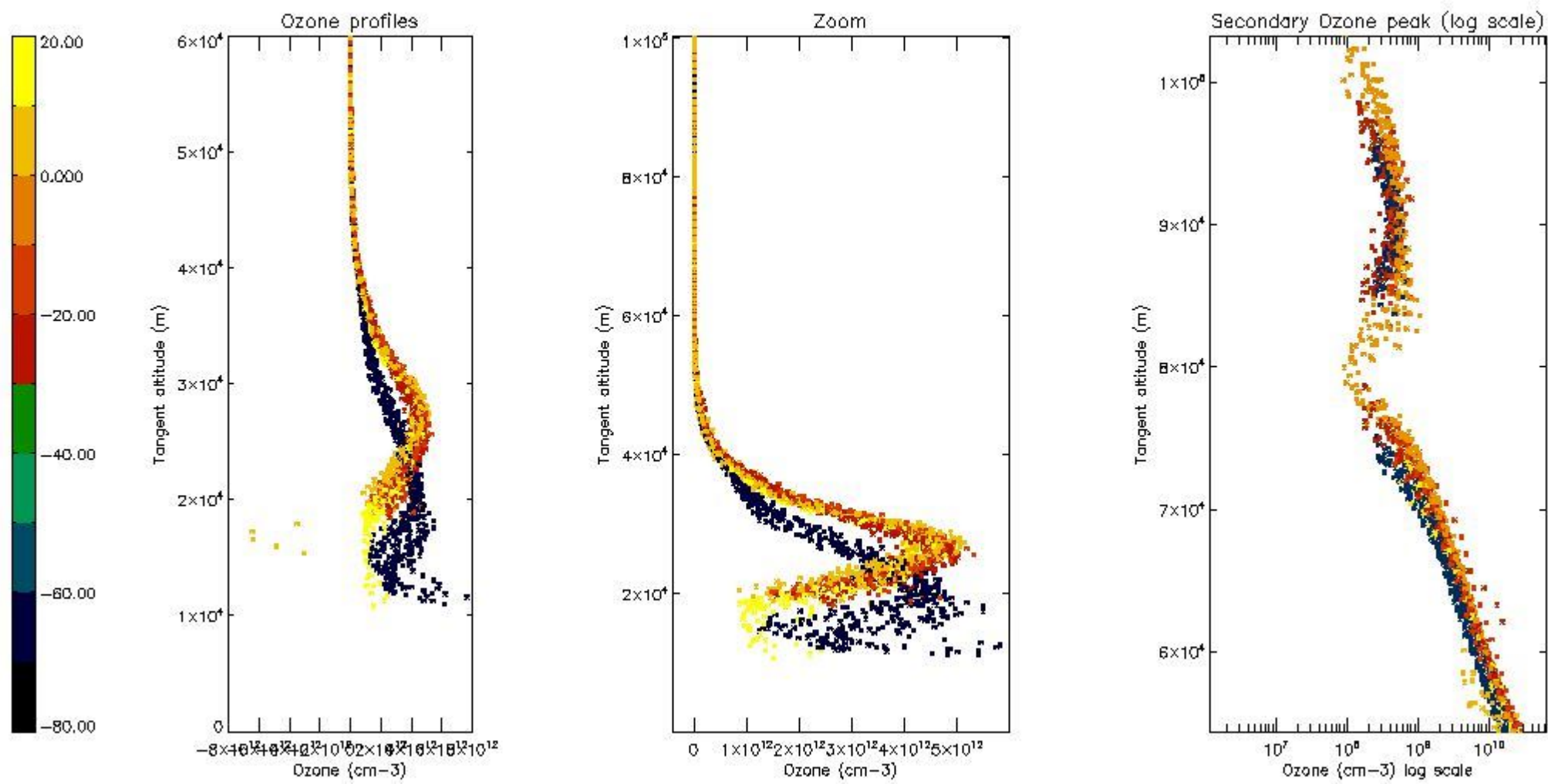
5.2 Plot ozone profiles for all STD (dark without errors)

The colorbar represents the latitude.



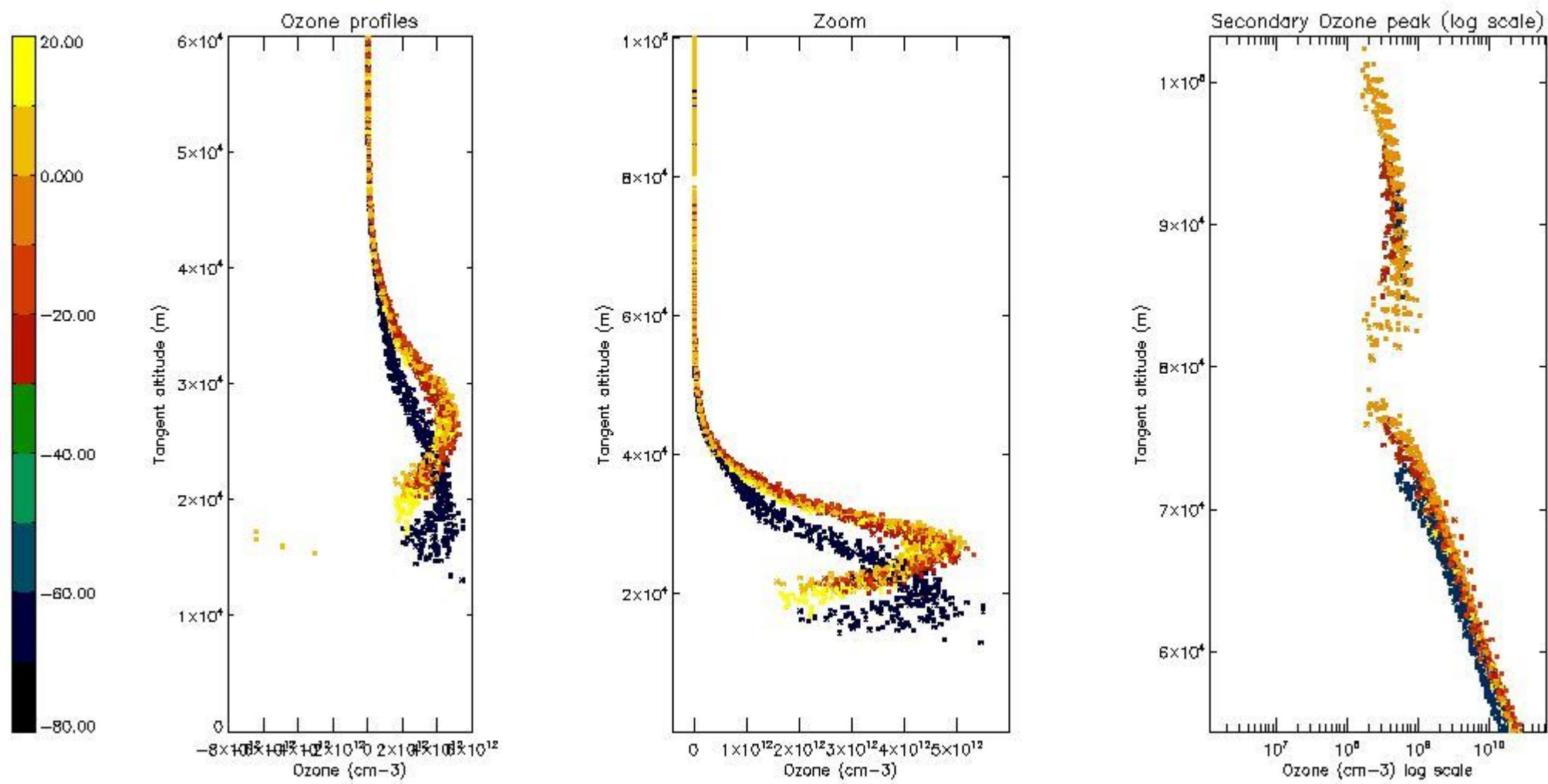
5.3 Plot ozone profiles where STD < 20% (dark without errors)

The colorbar represents the latitude.



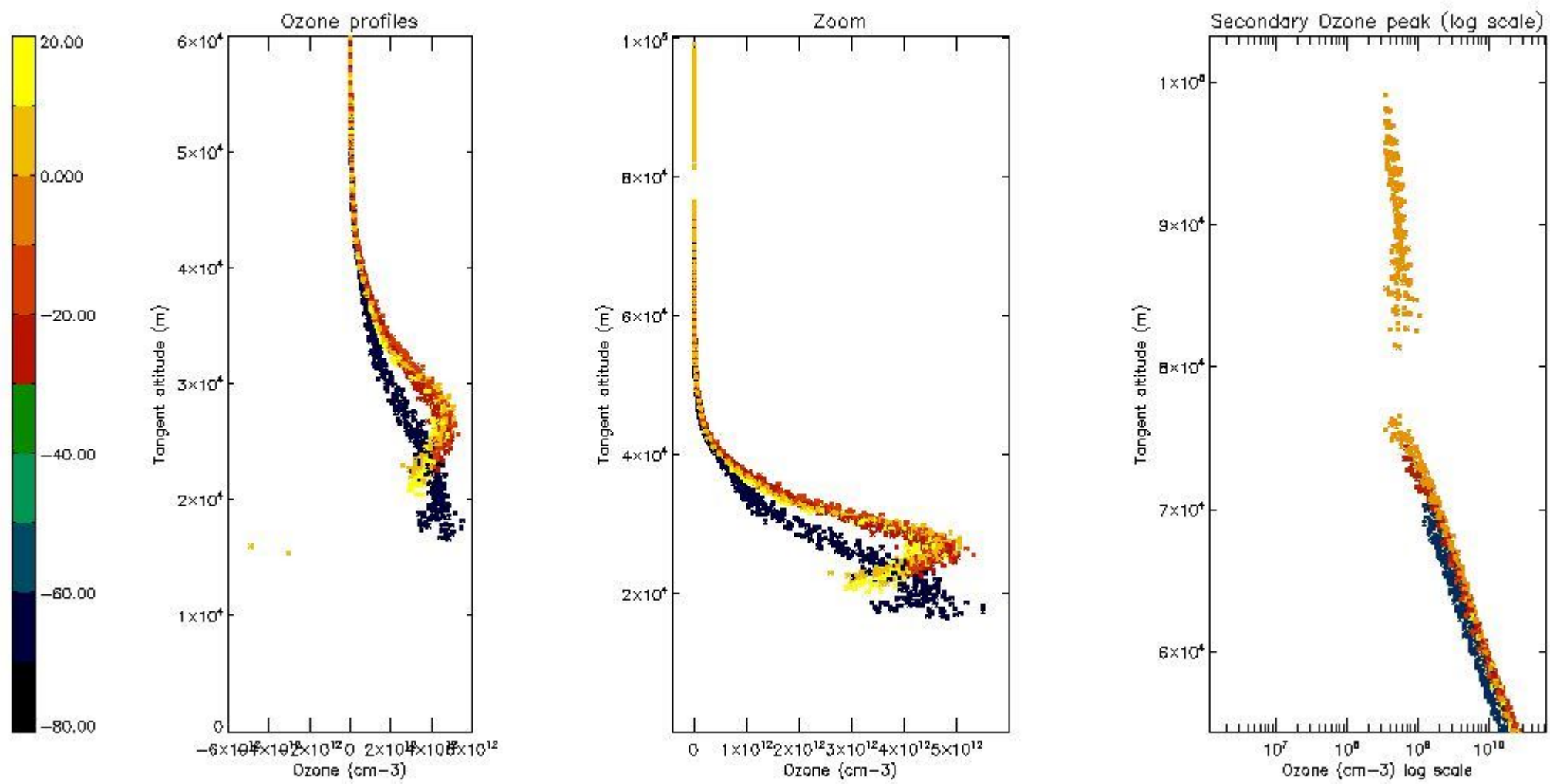
5.4 Plot ozone profiles where STD < 10% (dark without errors)

The colorbar represents the latitude.



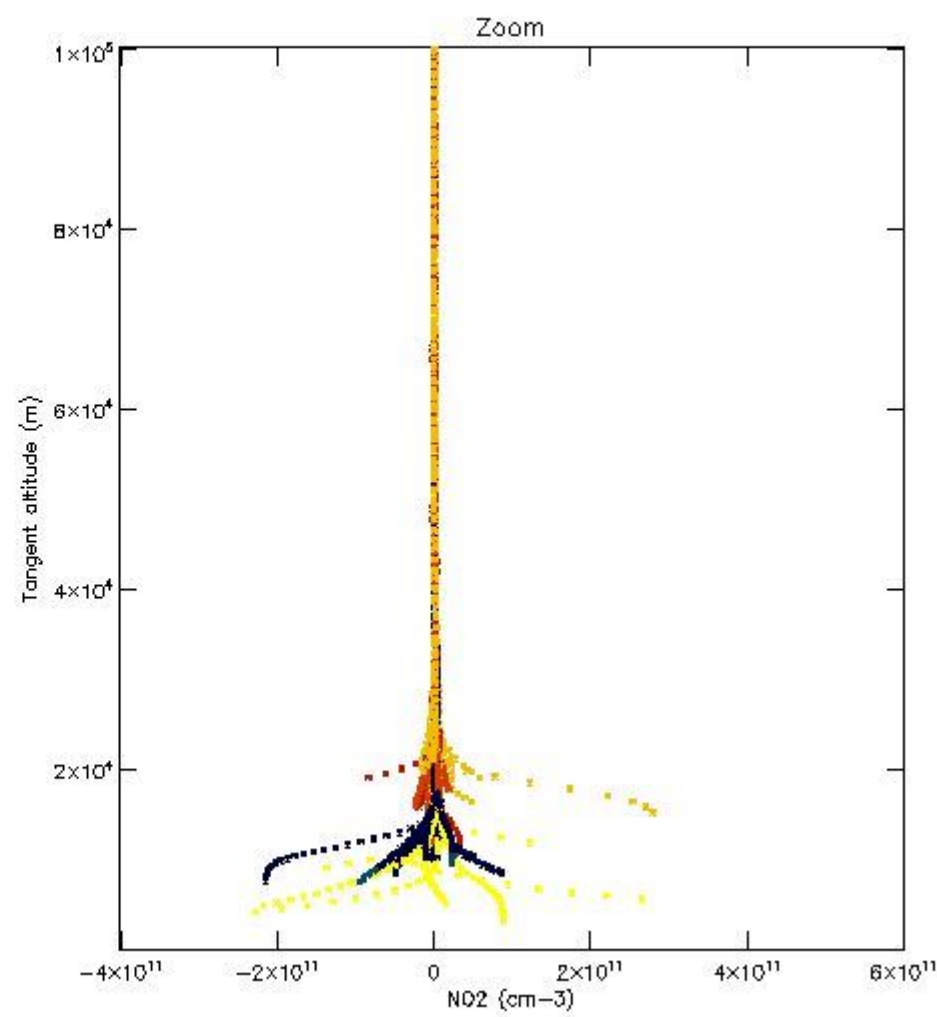
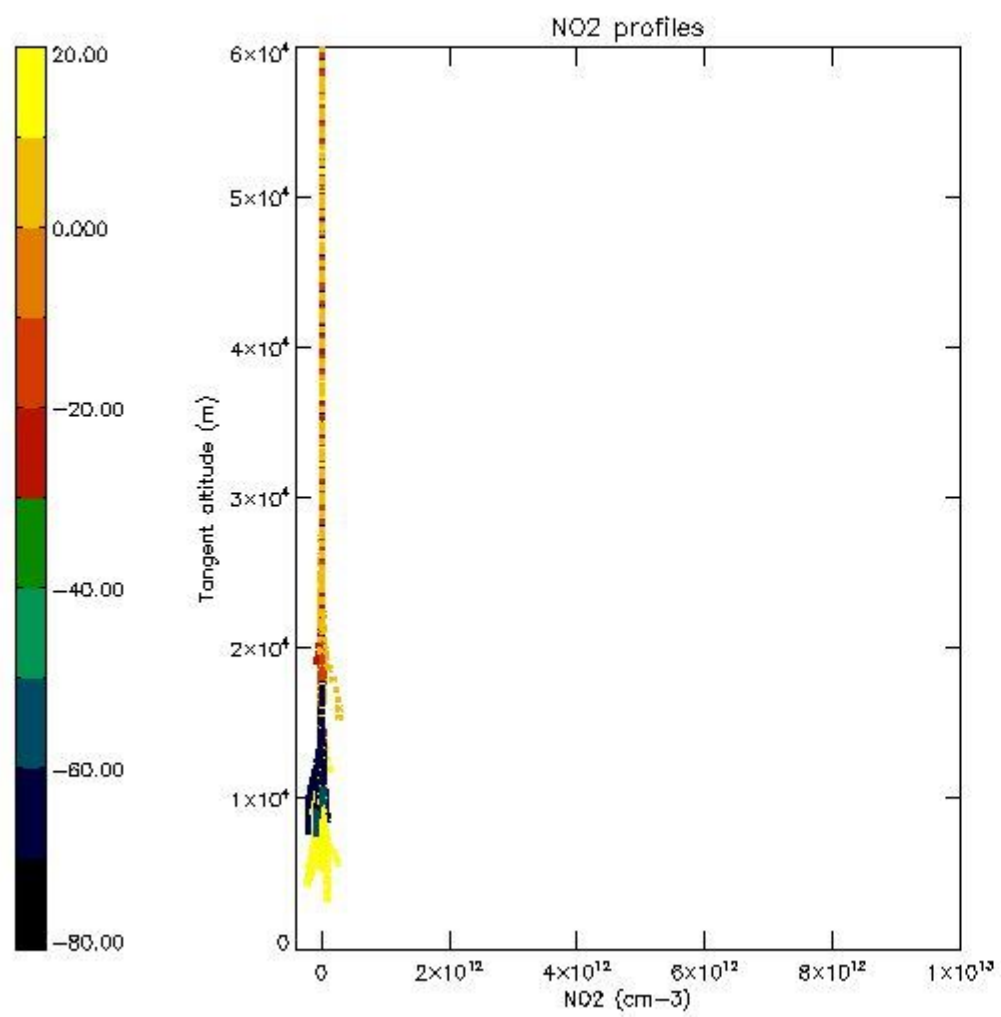
5.5 Plot ozone profiles where STD < 5% (dark without errors)

The colorbar represents the latitude.



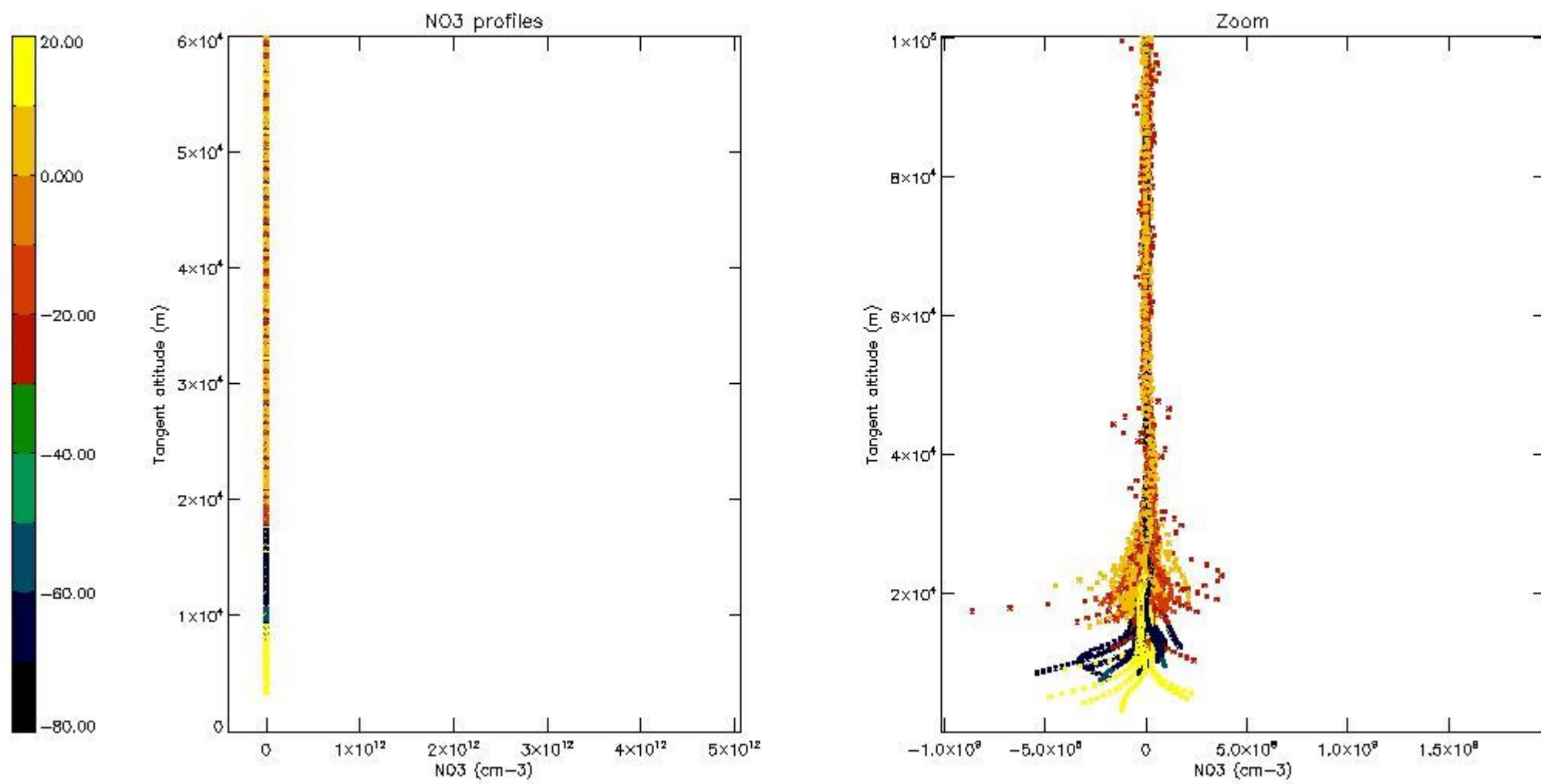
5.6 Plot NO₂ profiles for all STD (dark without errors)

The colorbar represents the latitude.



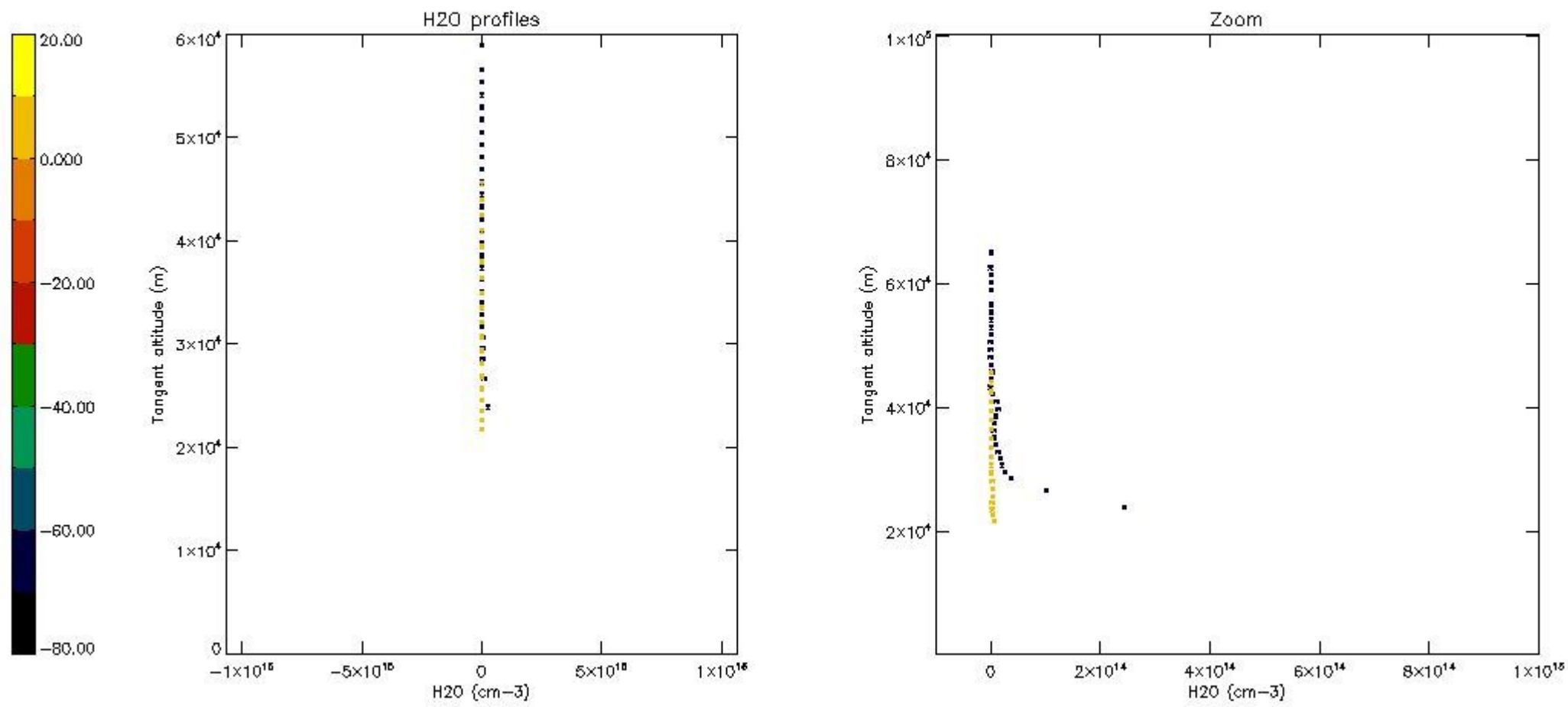
5.7 Plot NO3 profiles for all STD (dark without errors)

The colorbar represents the latitude.



5.8 Plot H2O profiles for all STD (only for occultations of stars 1,2,3,4,13,14,16,26,63 dark without errors)

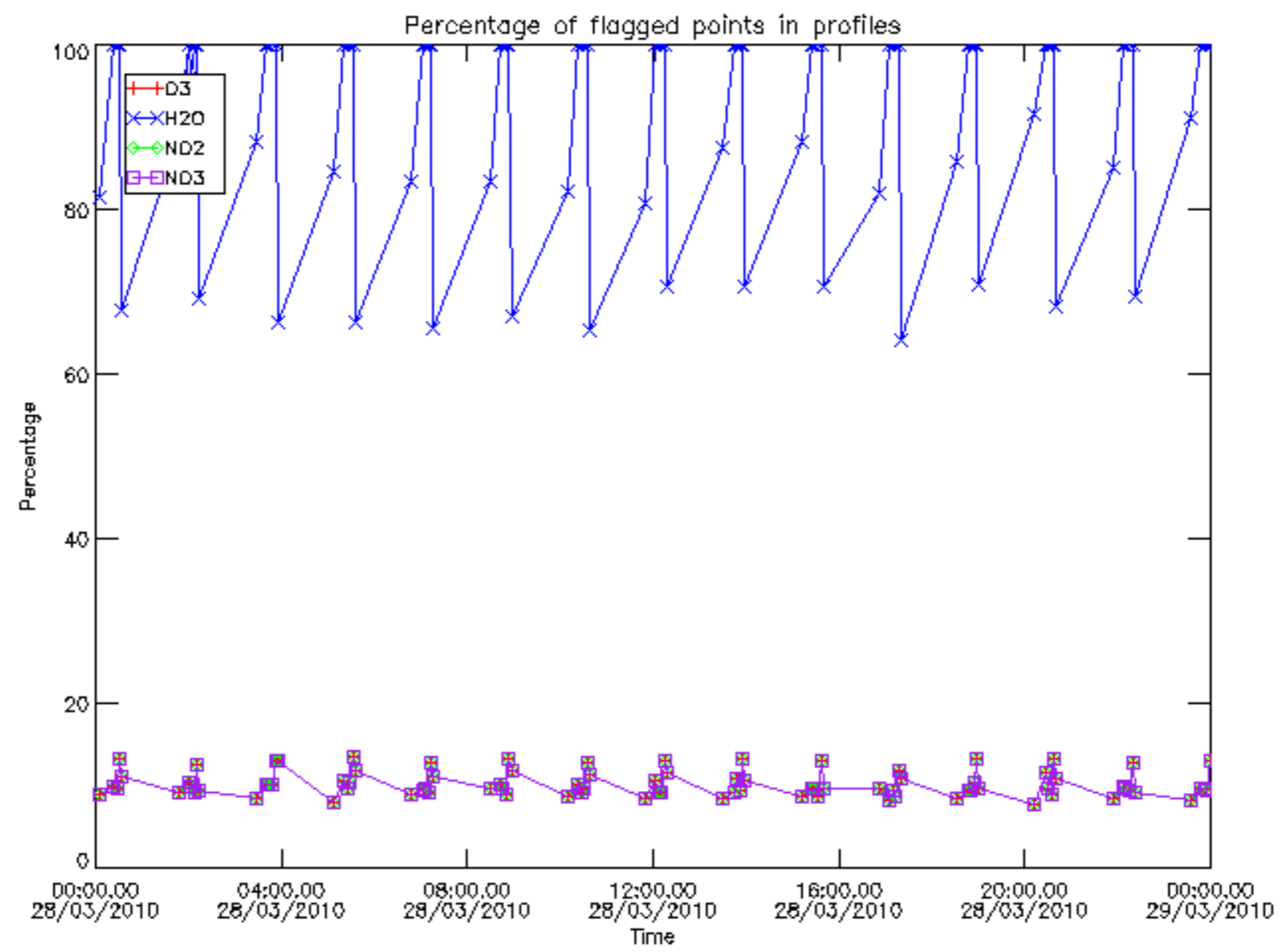
The colorbar represents the latitude.



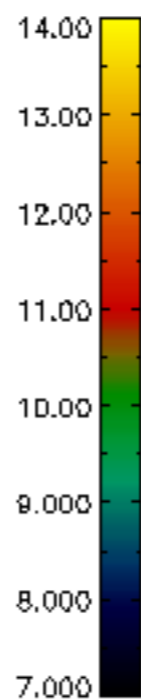
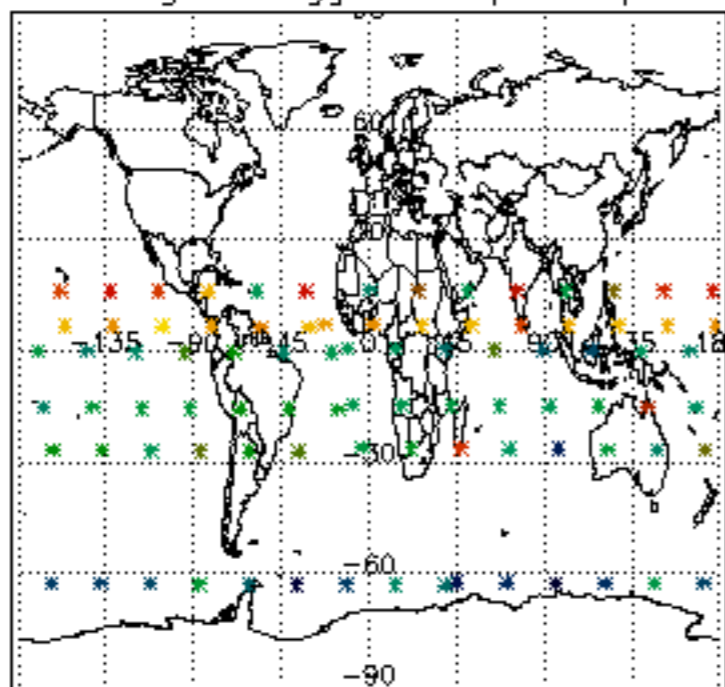
6. Auxiliary Data Files used for the production reported in section 2

The number reported in the third column indicates since which file (see list in section 2) the corresponding auxiliary file has been used. The fourth column is the date of those product files.

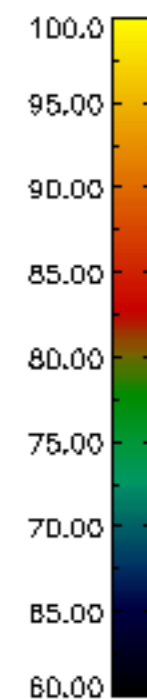
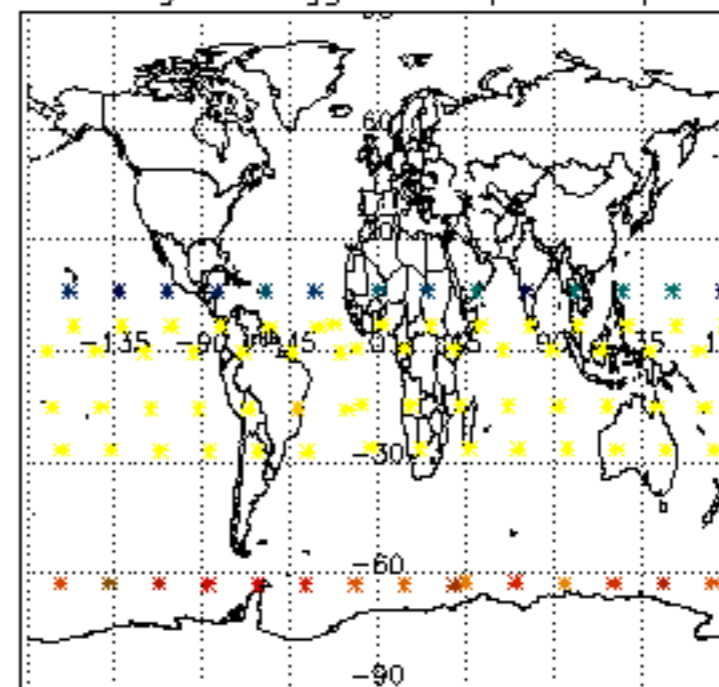
Type	Auxiliary Filename	Used since product	Used since product date
INST_PHYS_CHARACTERISTICS	GOM_INS_AXVIEC20091111_143220_20030716_120000_20500101_000000	1	28-MAR-2010 00:05:45
LEVEL-2_PROC_CONFIG	GOM_PR2_AXVIEC20091111_152718_20020301_000000_20500101_000000	1	28-MAR-2010 00:05:45
CROSS_SECTIONS_FILE	GOM_CRS_AXVIEC20091111_154832_20020301_000000_20500101_000000	1	28-MAR-2010 00:05:45



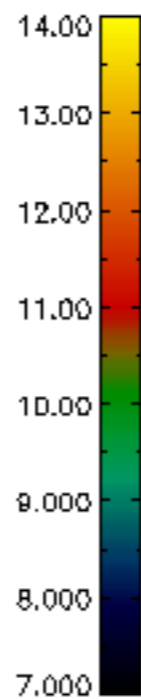
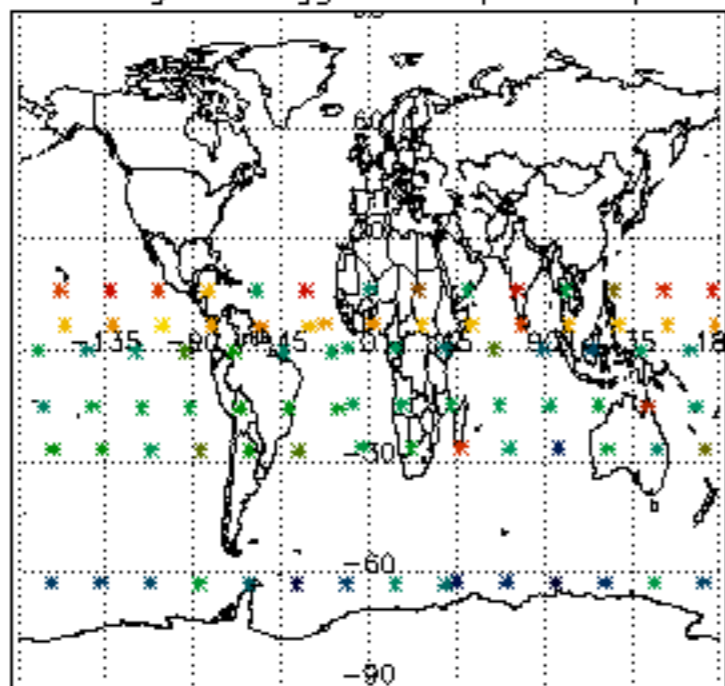
Percentage of flagged data per D3 profile



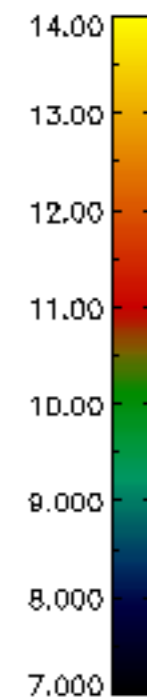
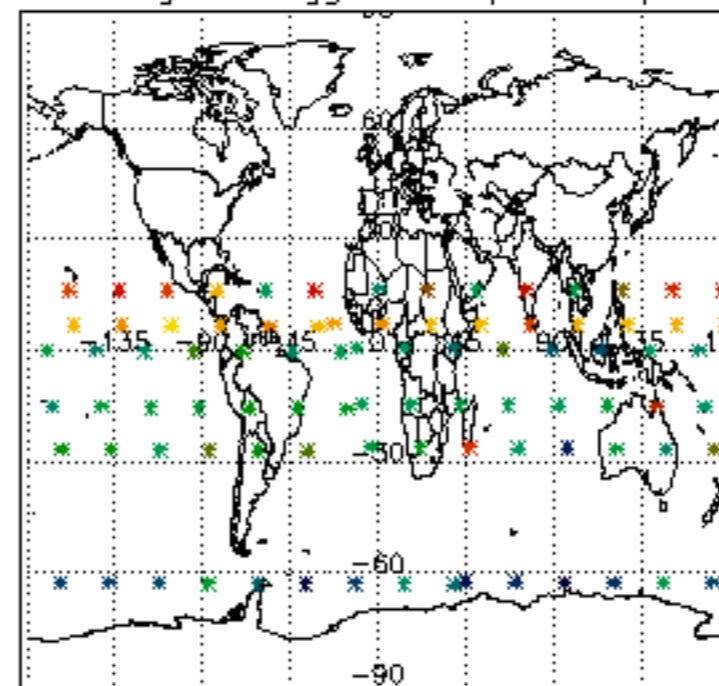
Percentage of flagged data per H2O profile

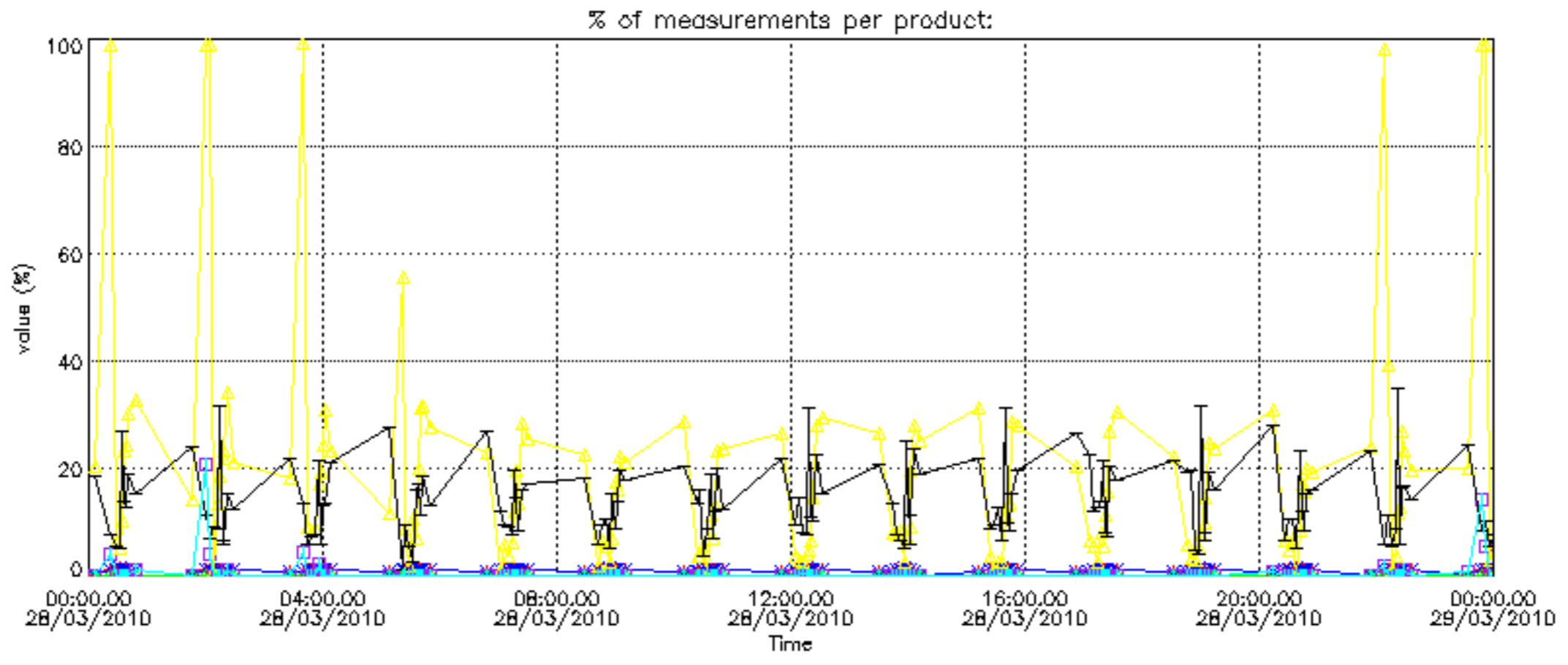


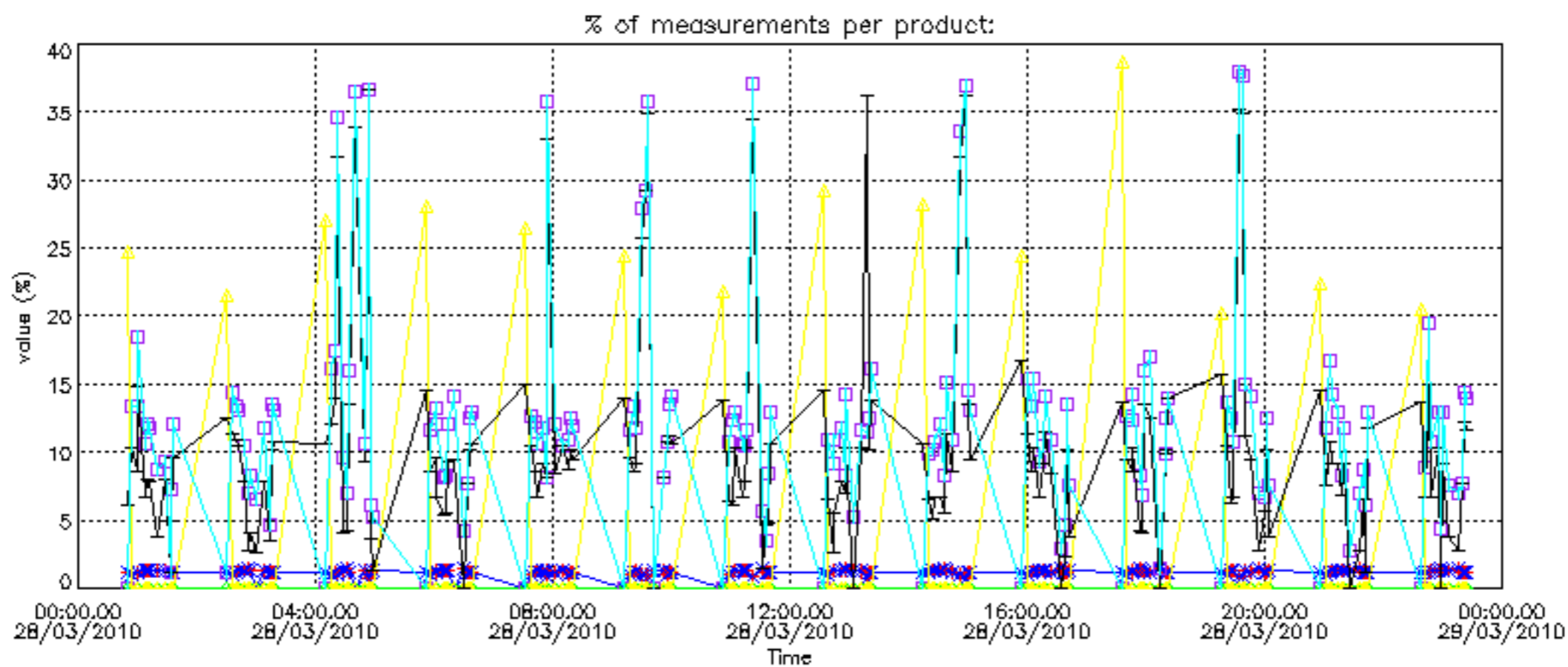
Percentage of flagged data per NO2 profile



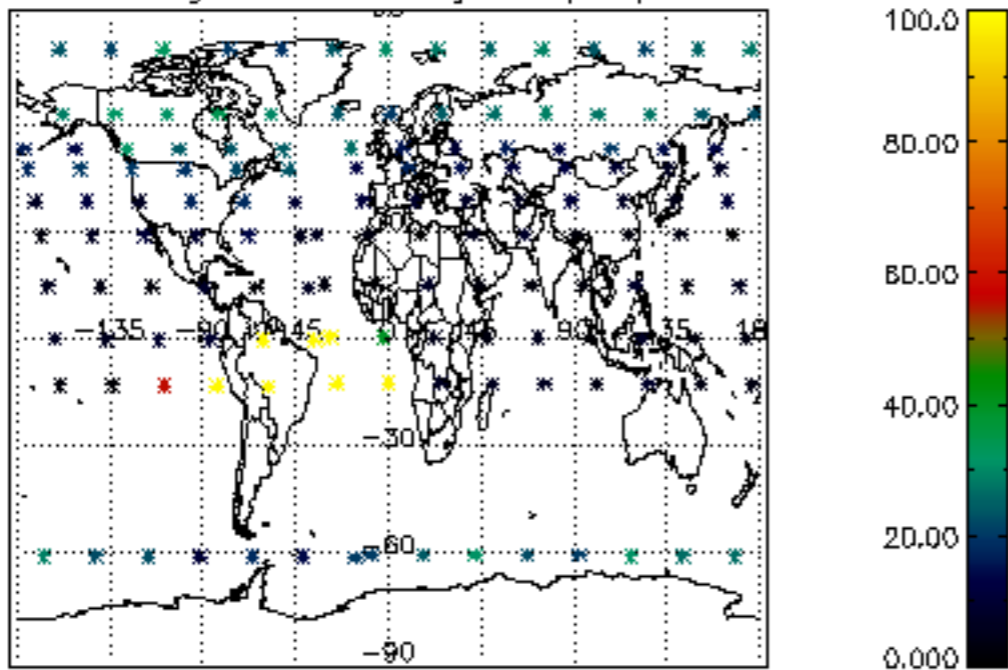
Percentage of flagged data per NO3 profile



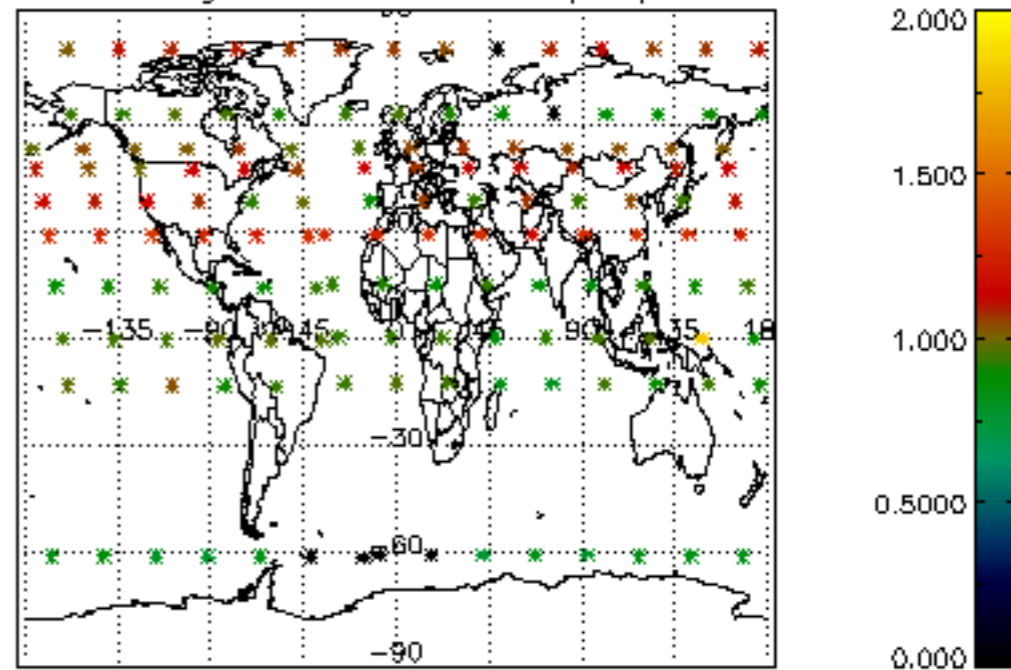




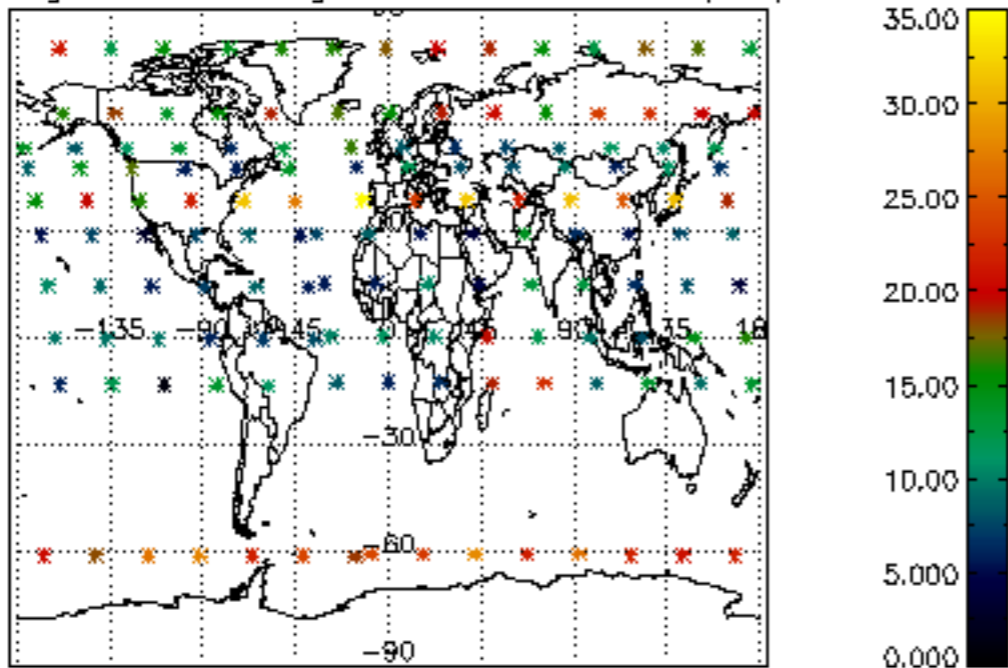
Percentage of cosmic ray hits per profile



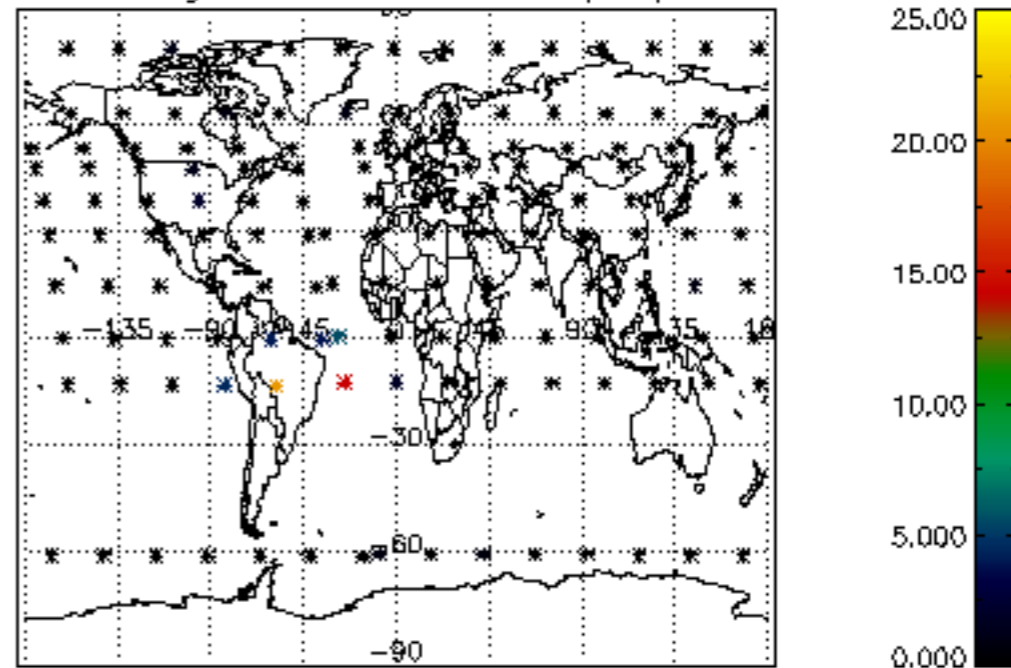
Percentage of datation errors per profile



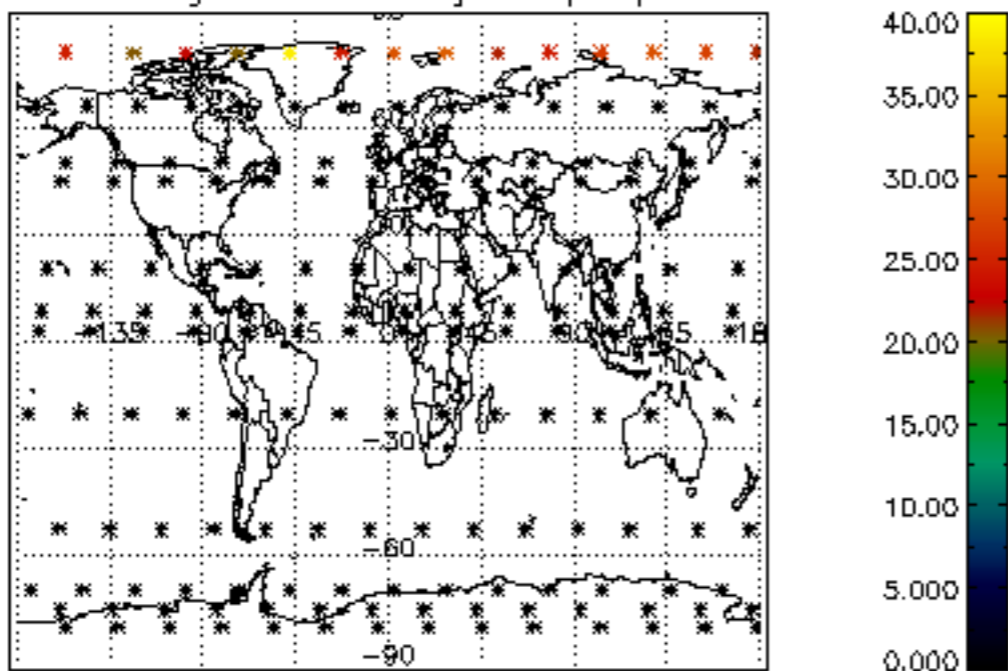
Percentage of star falling outside central band per profile



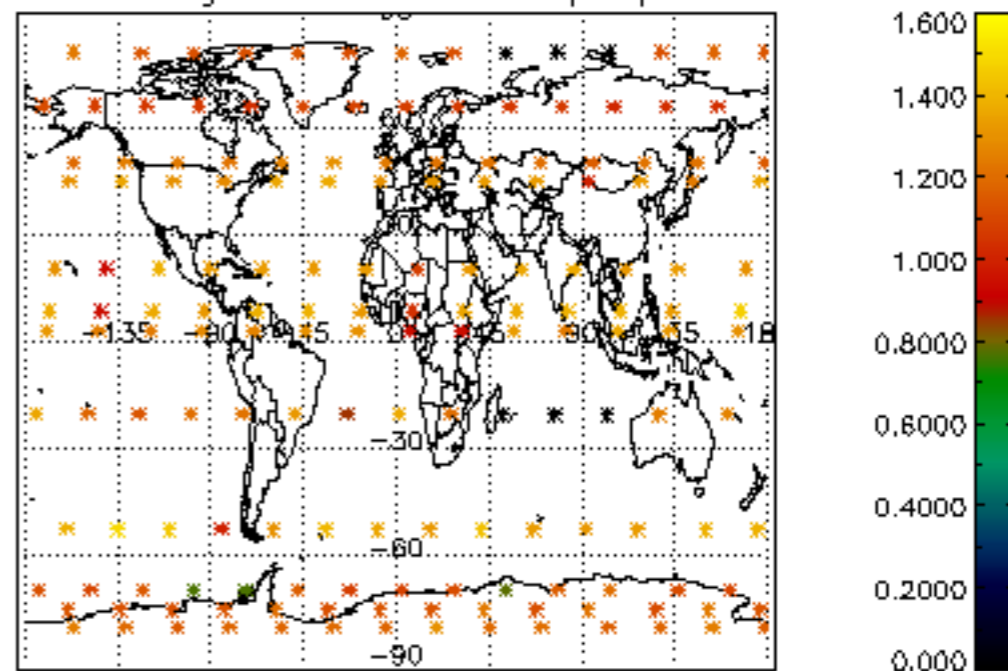
Percentage of saturation errors per profile



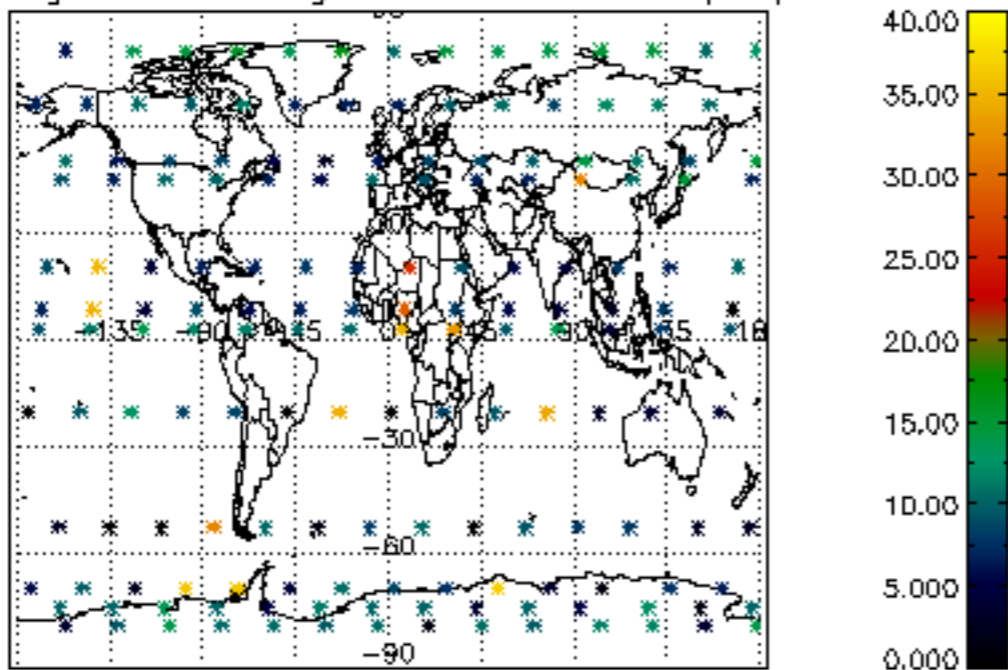
Percentage of cosmic ray hits per profile



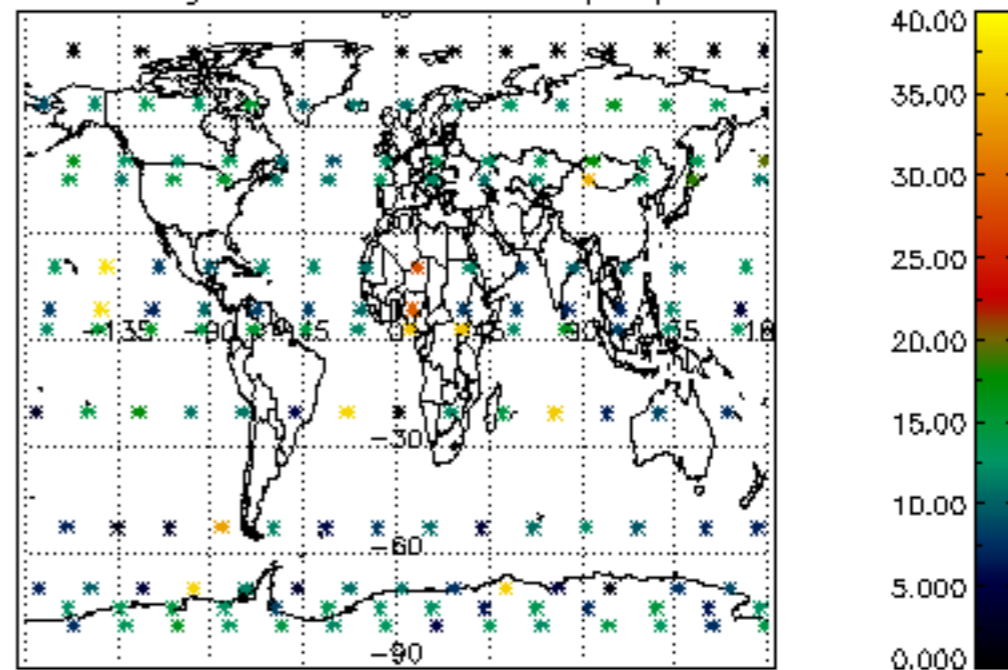
Percentage of datation errors per profile

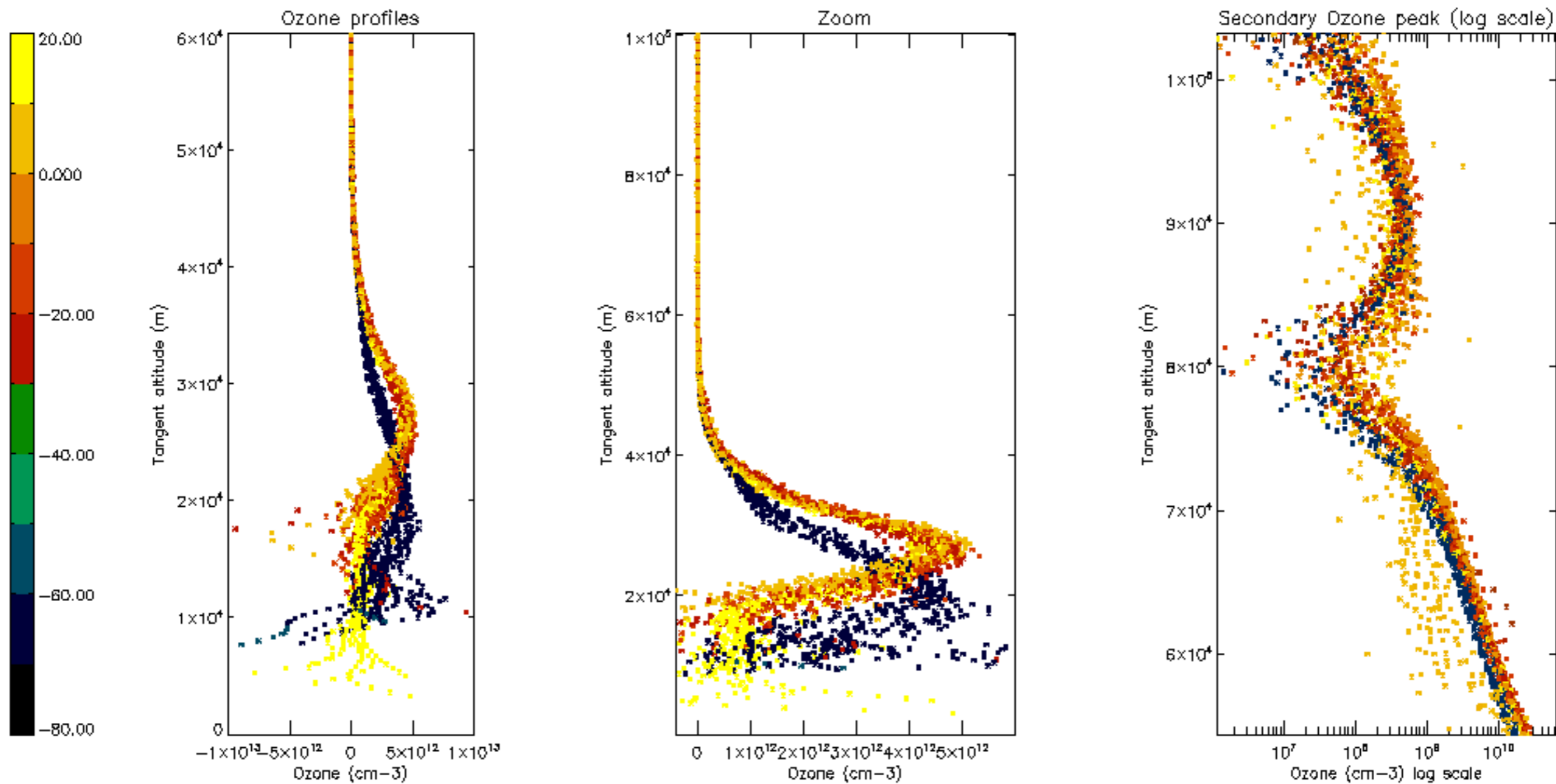


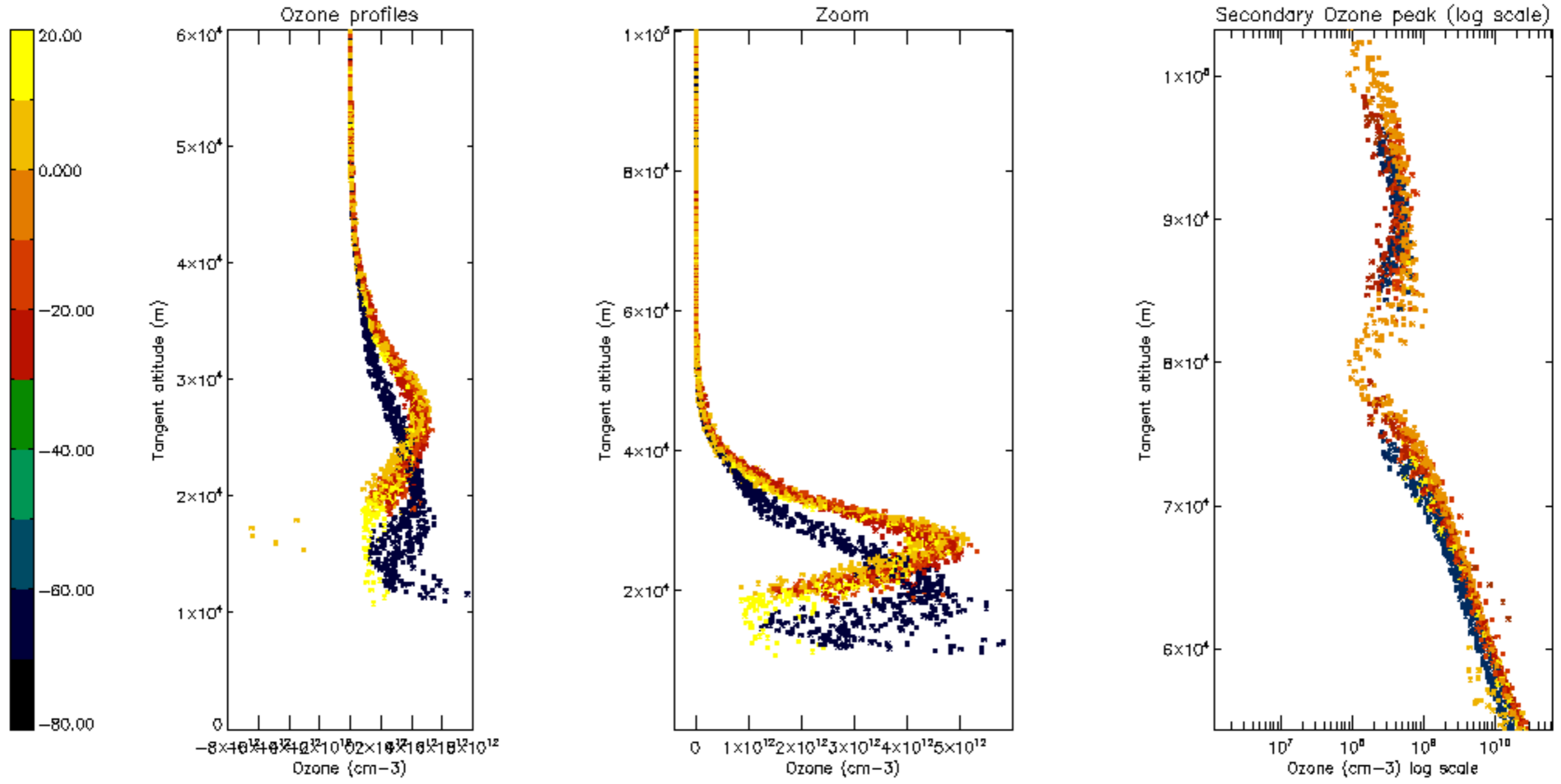
Percentage of star falling outside central band per profile

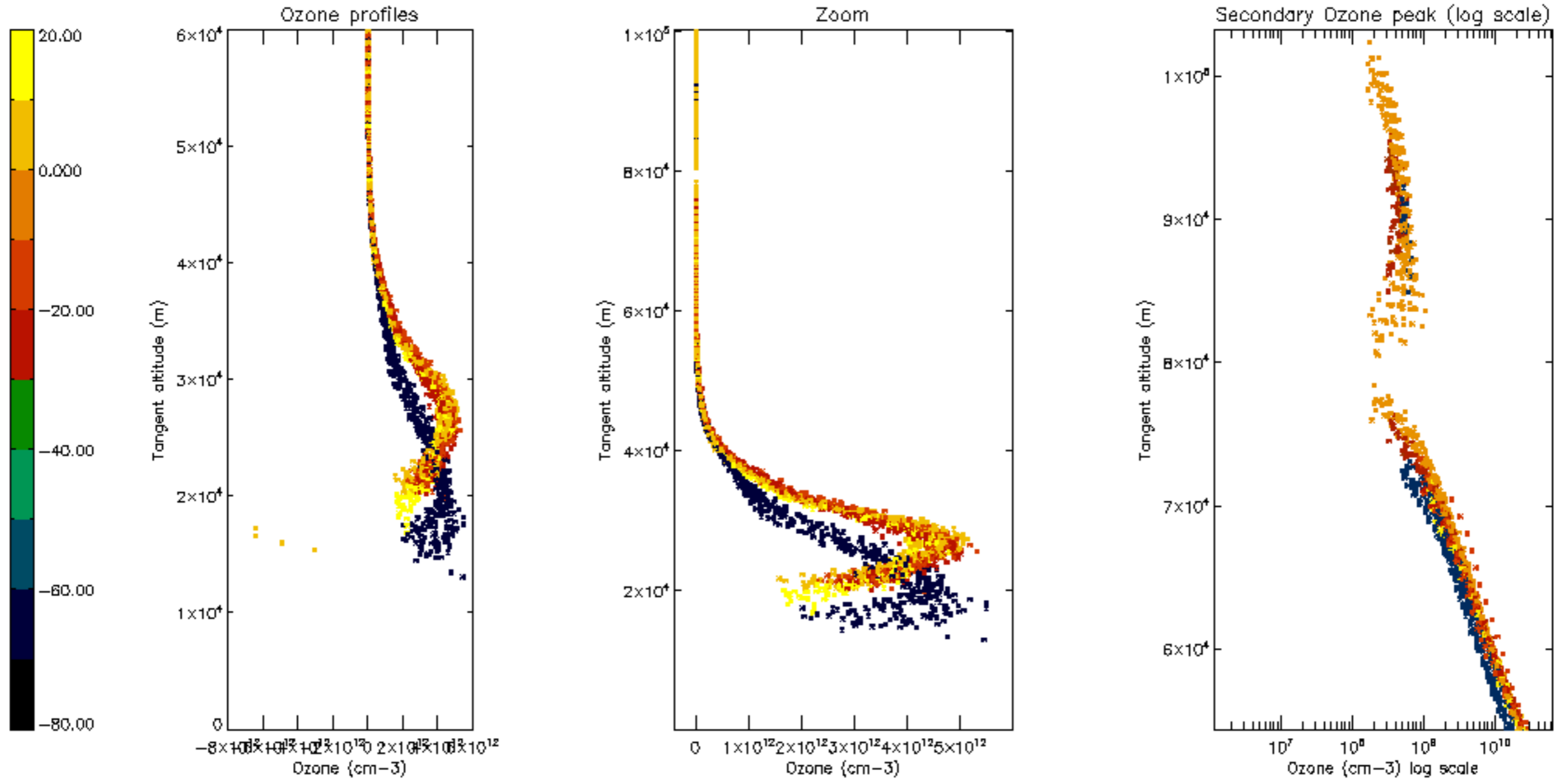


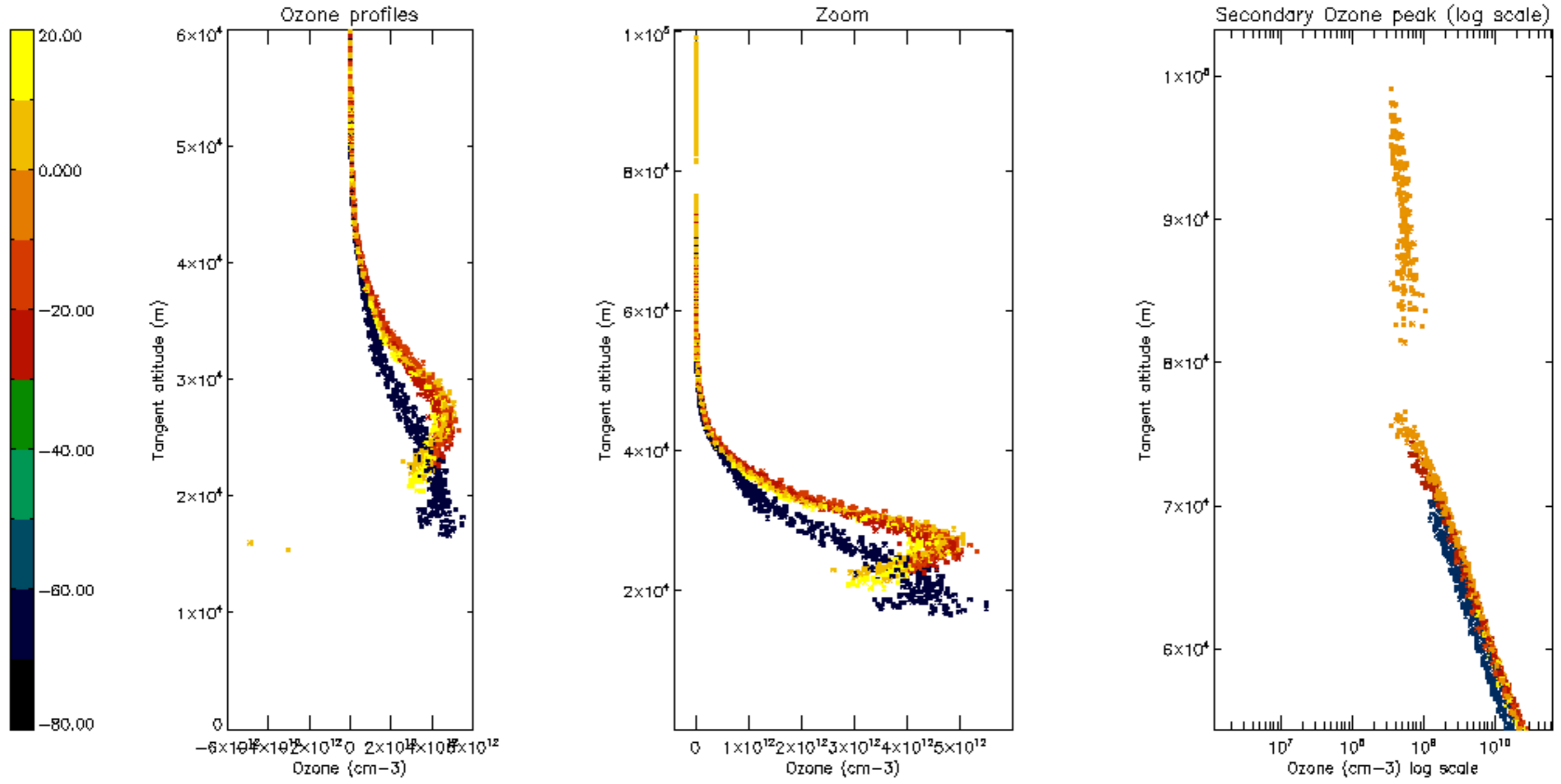
Percentage of saturation errors per profile

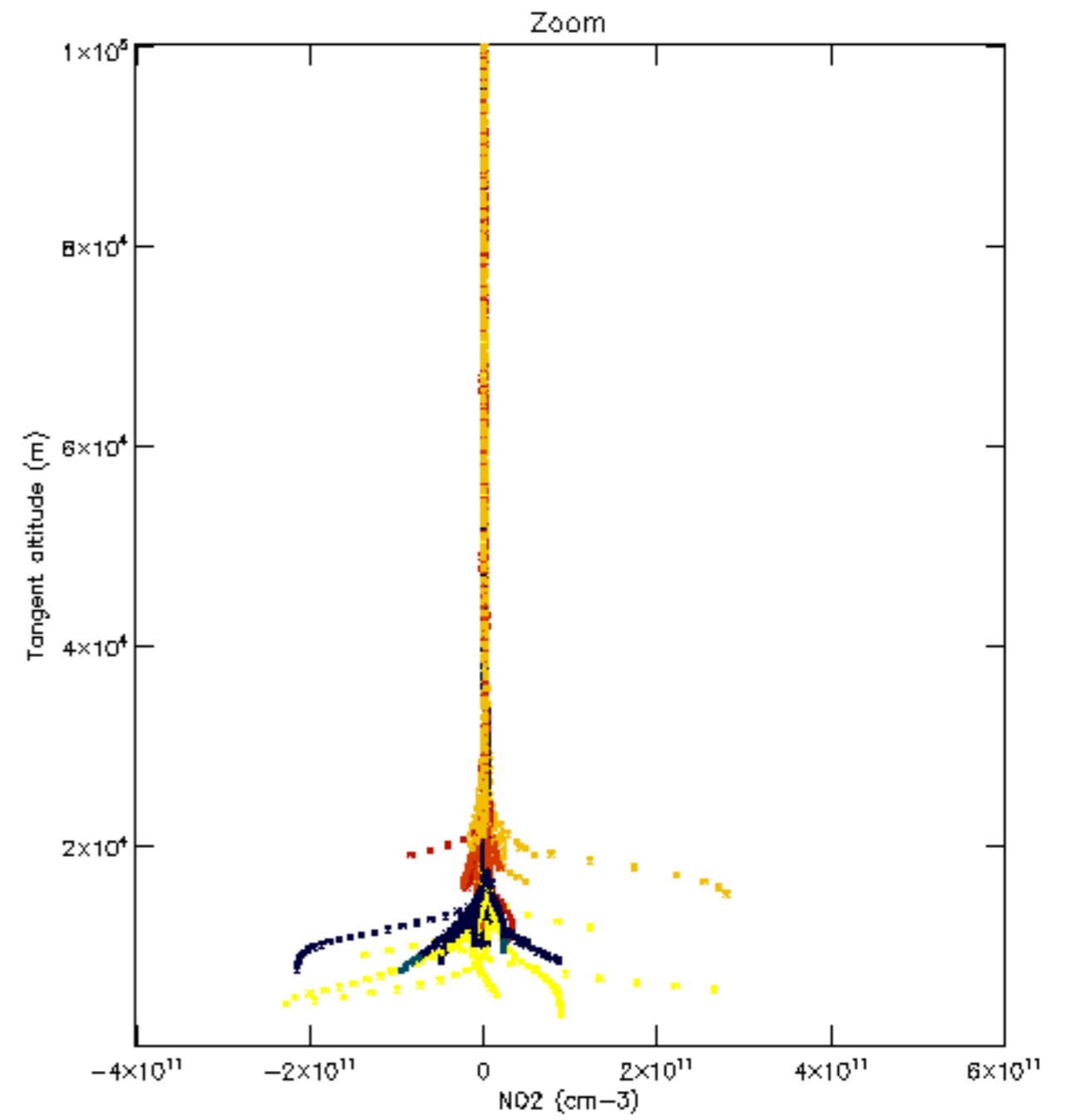
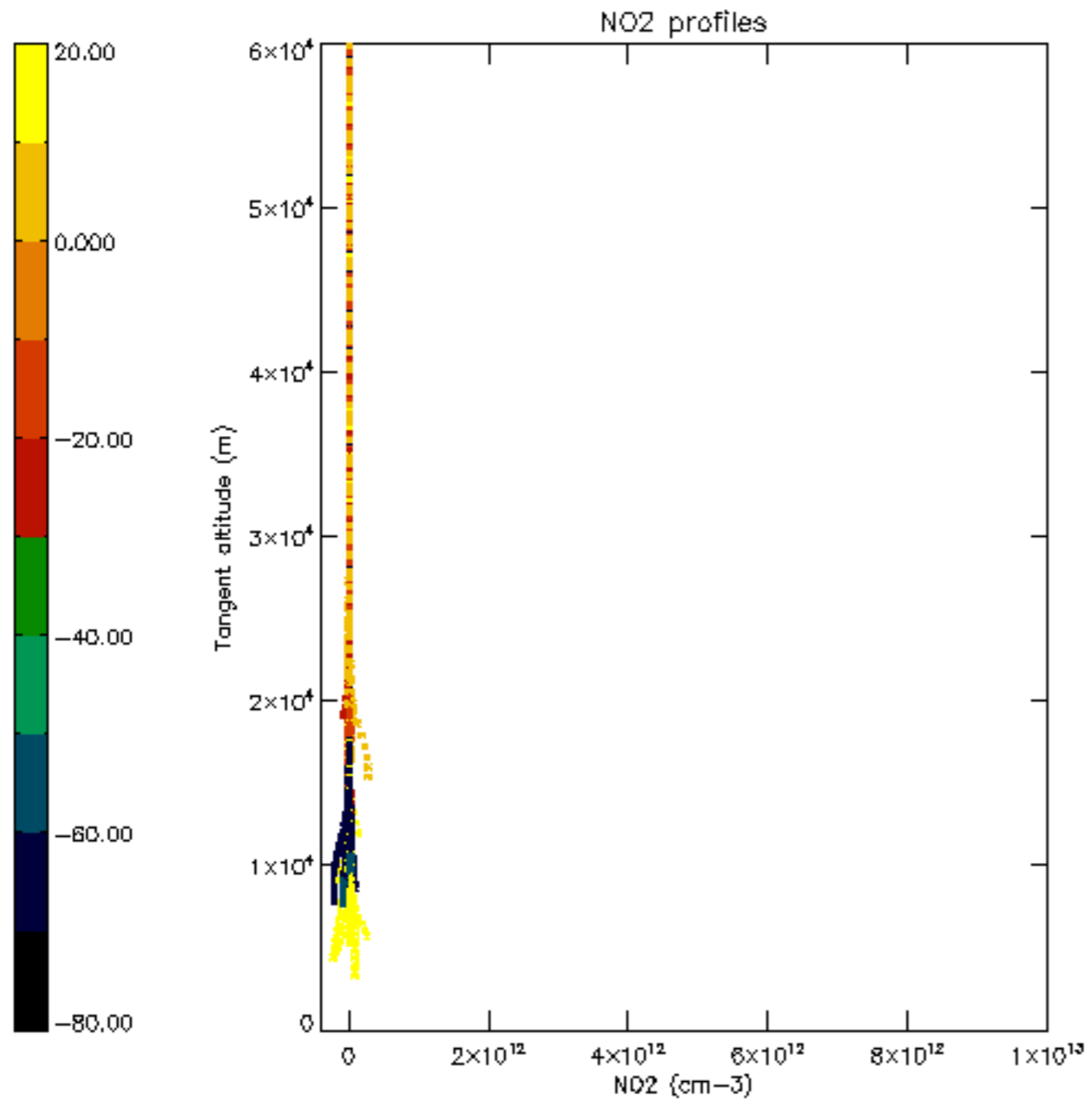


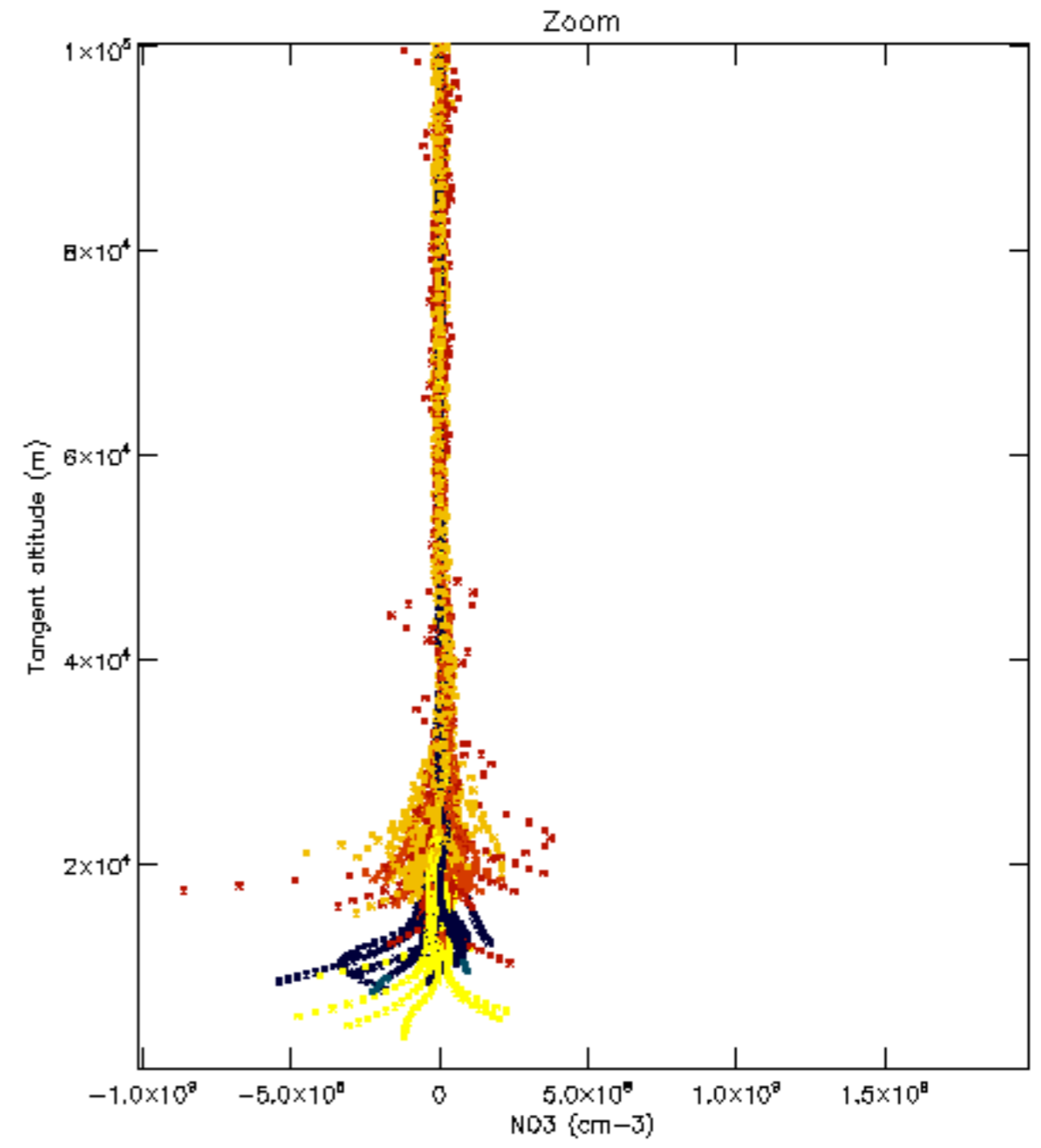
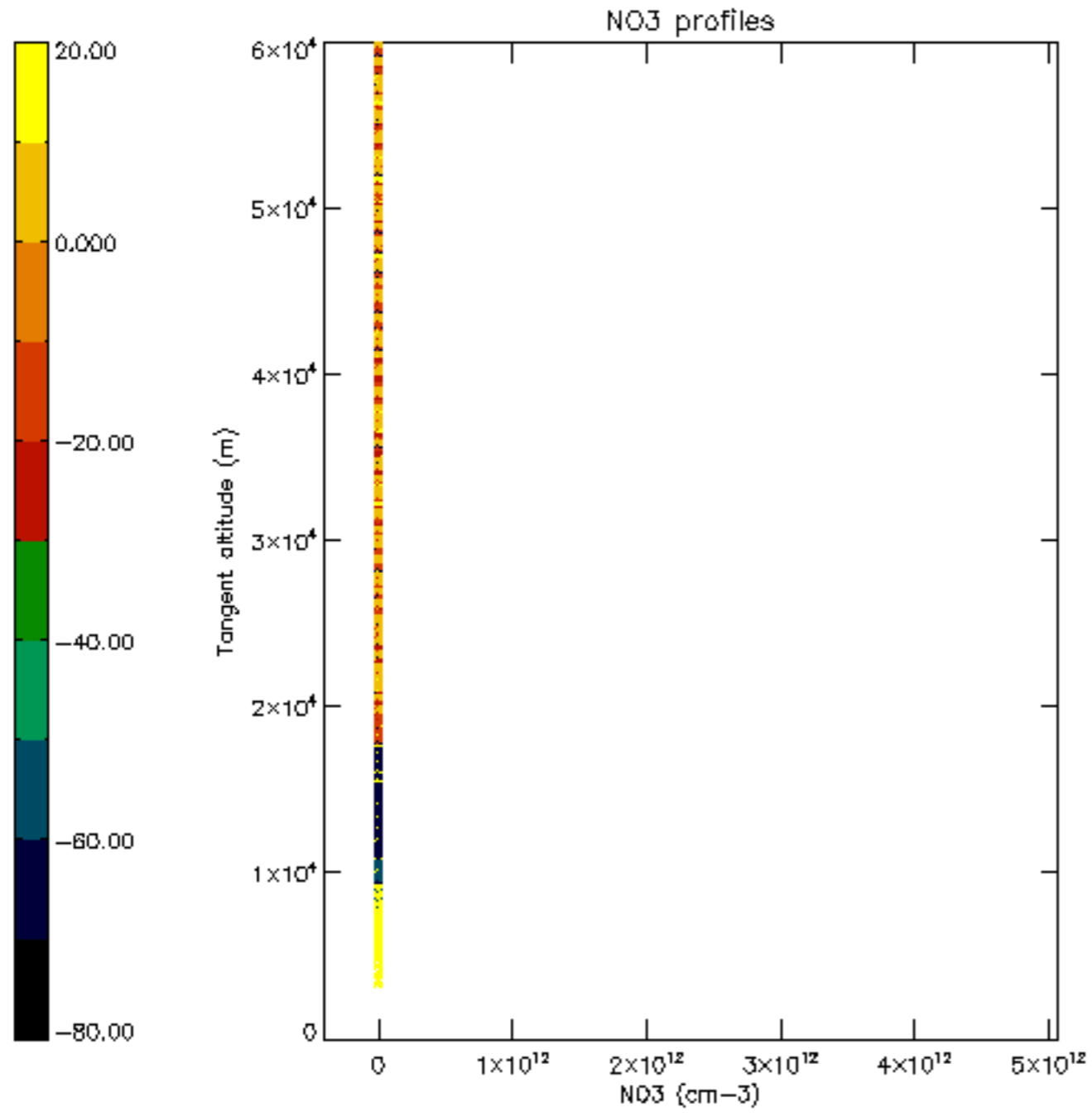


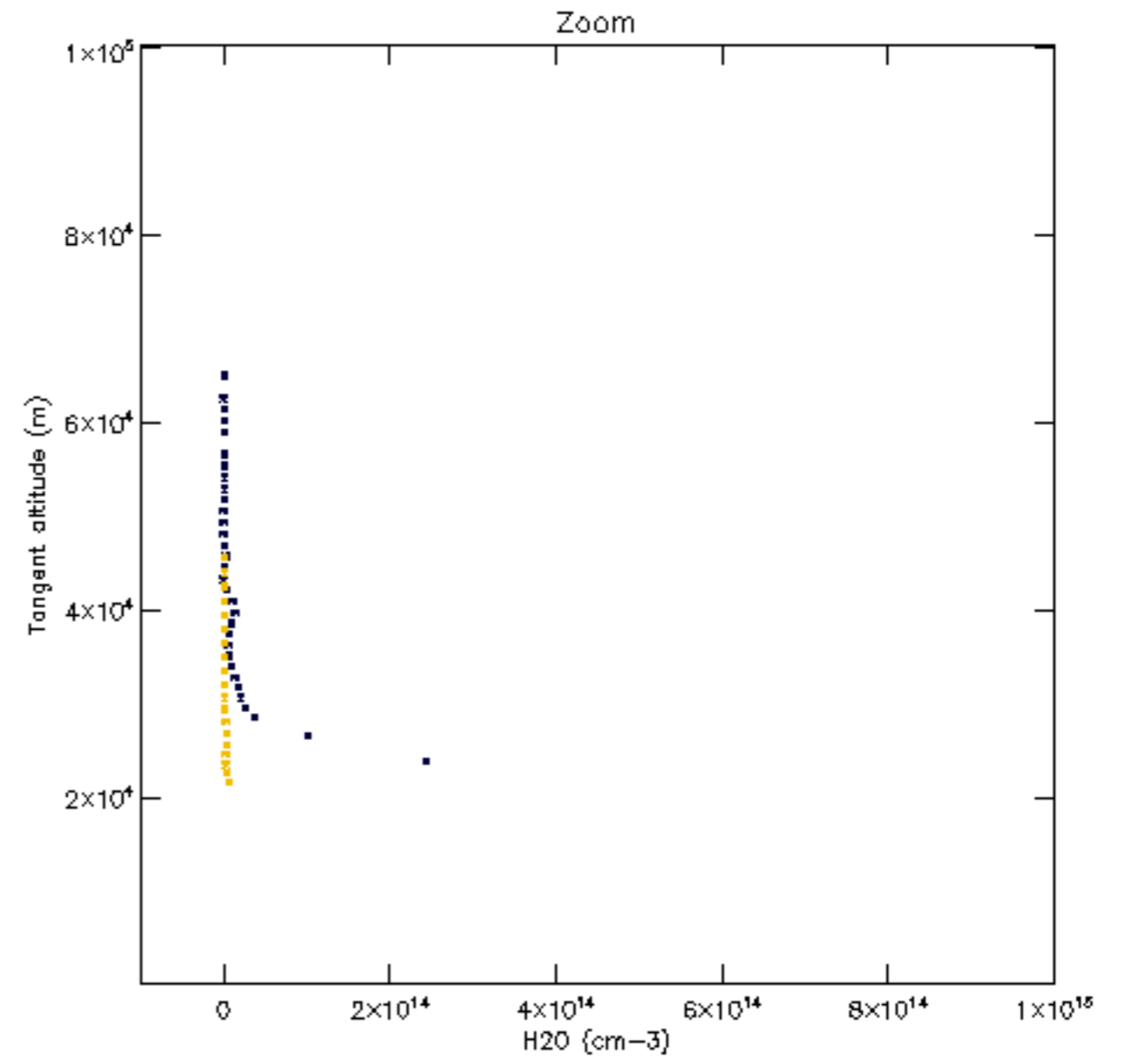
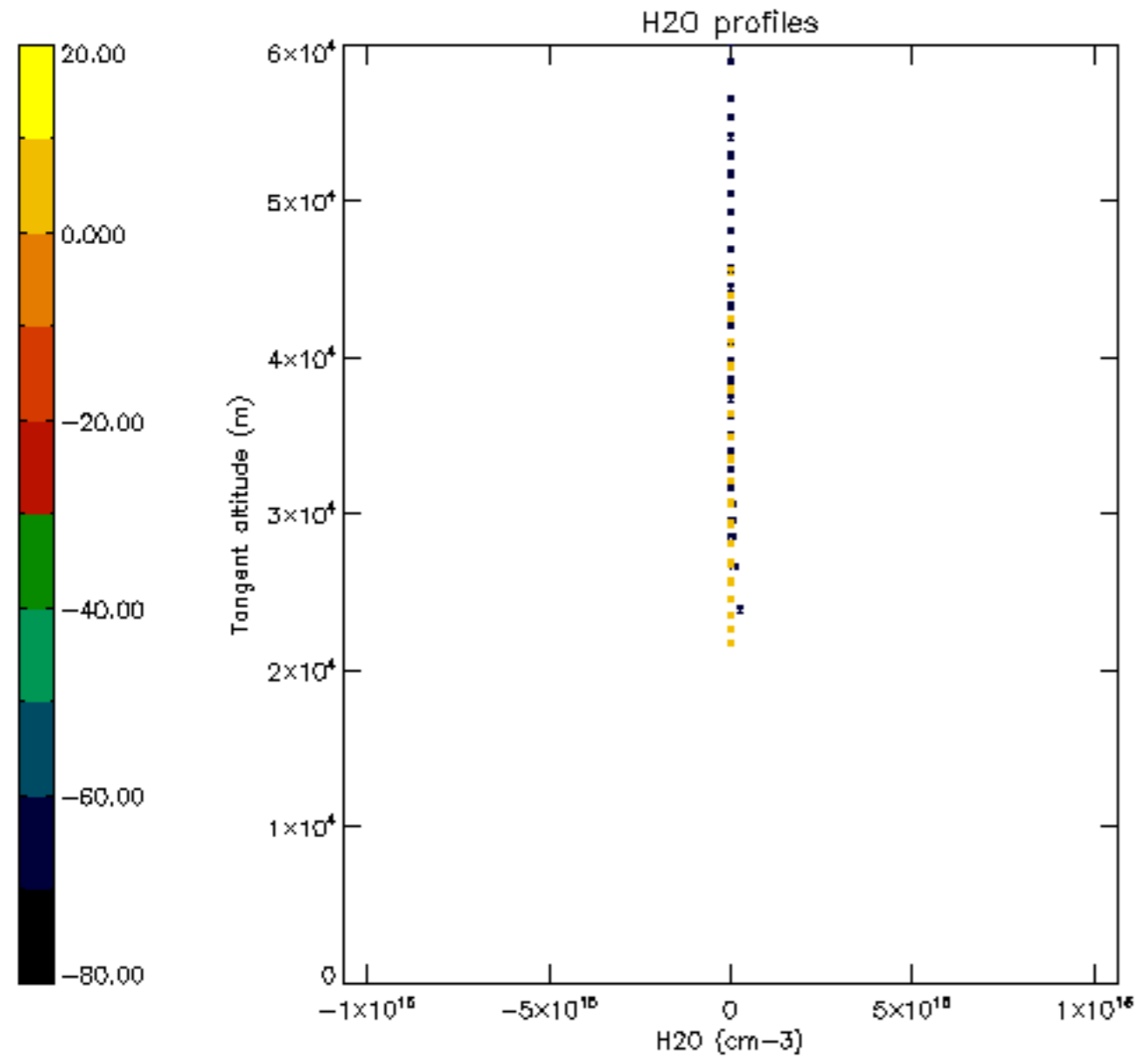


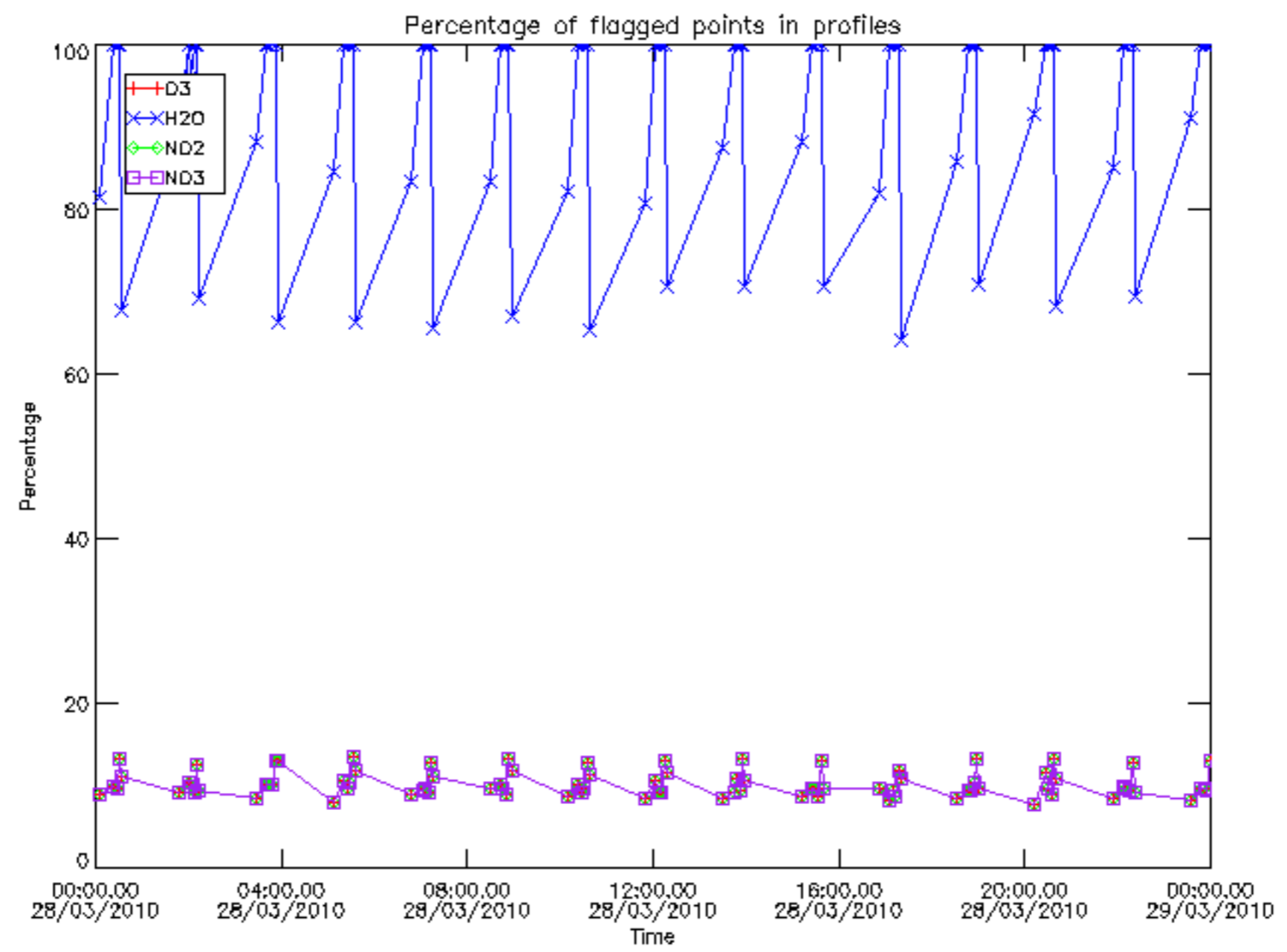




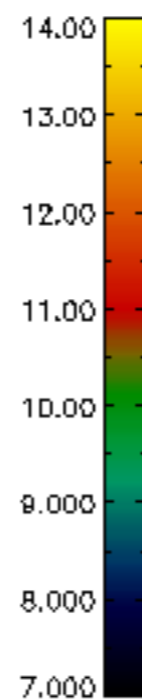
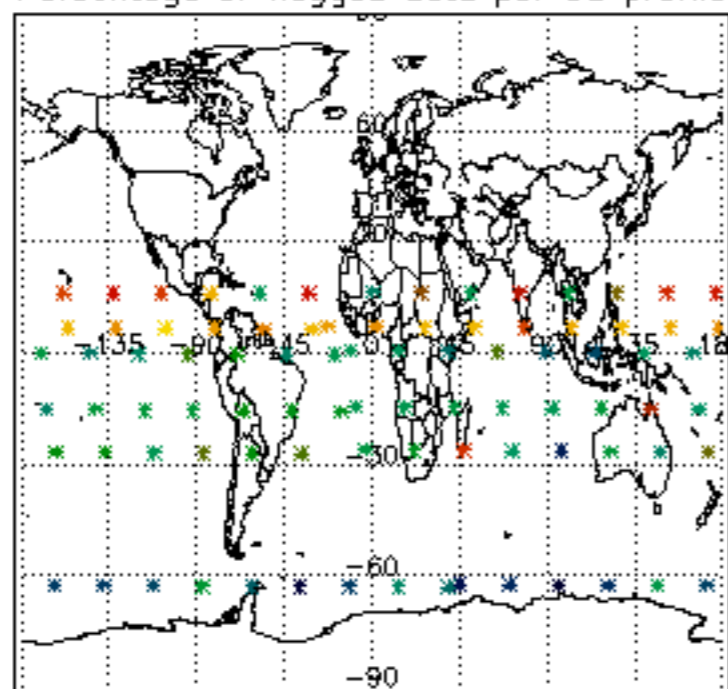




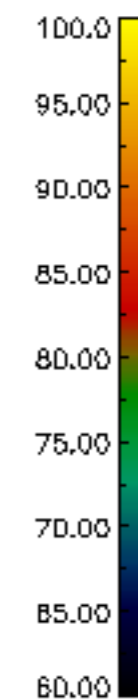
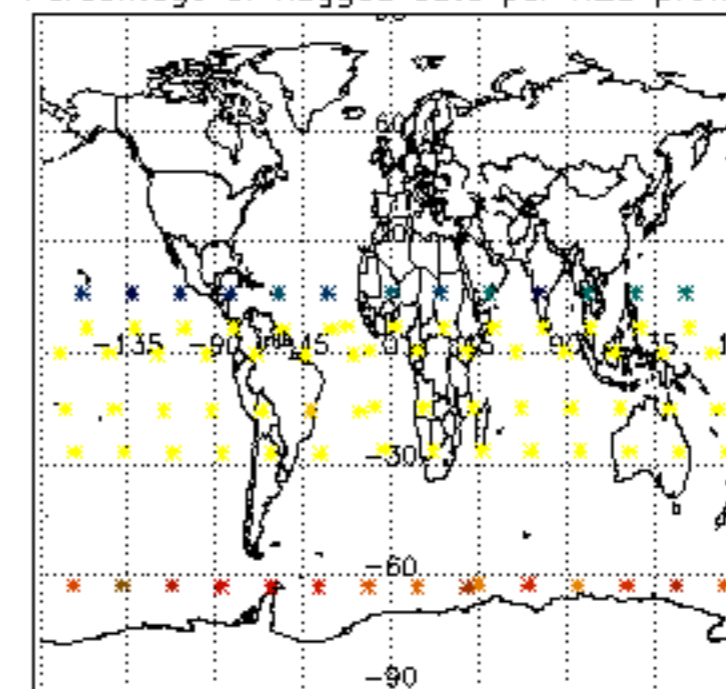




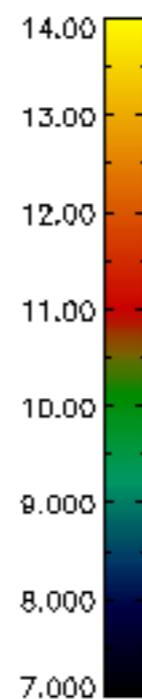
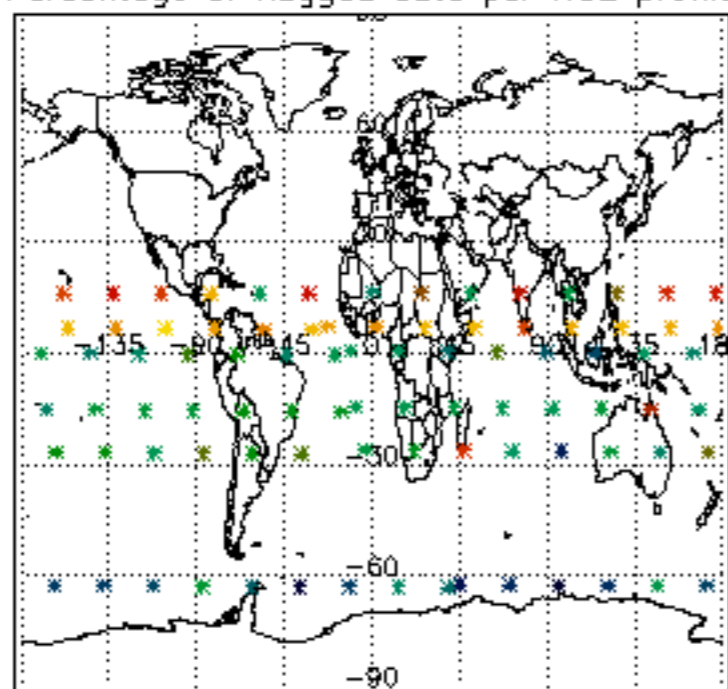
Percentage of flagged data per D3 profile



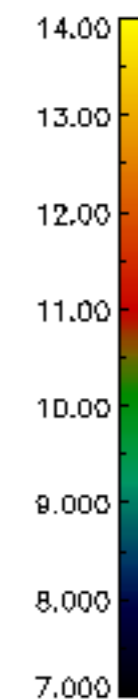
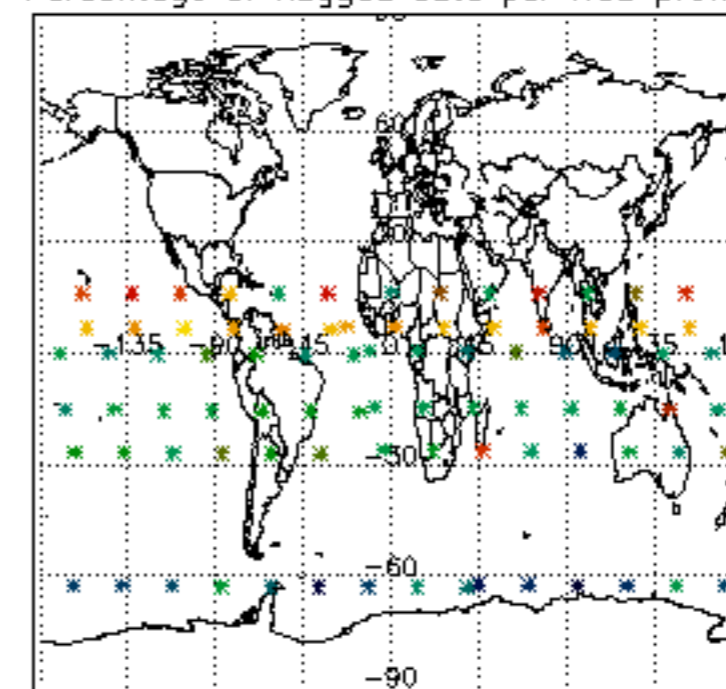
Percentage of flagged data per H2O profile

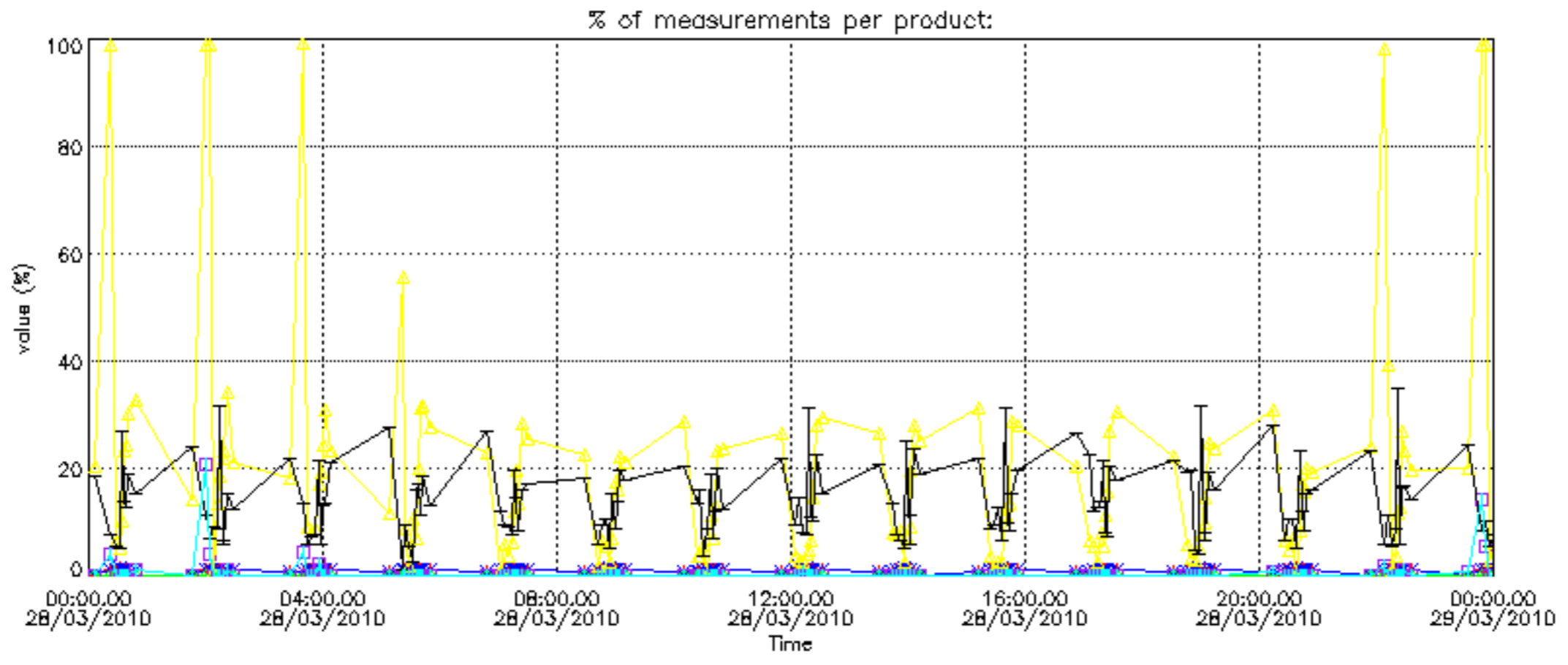


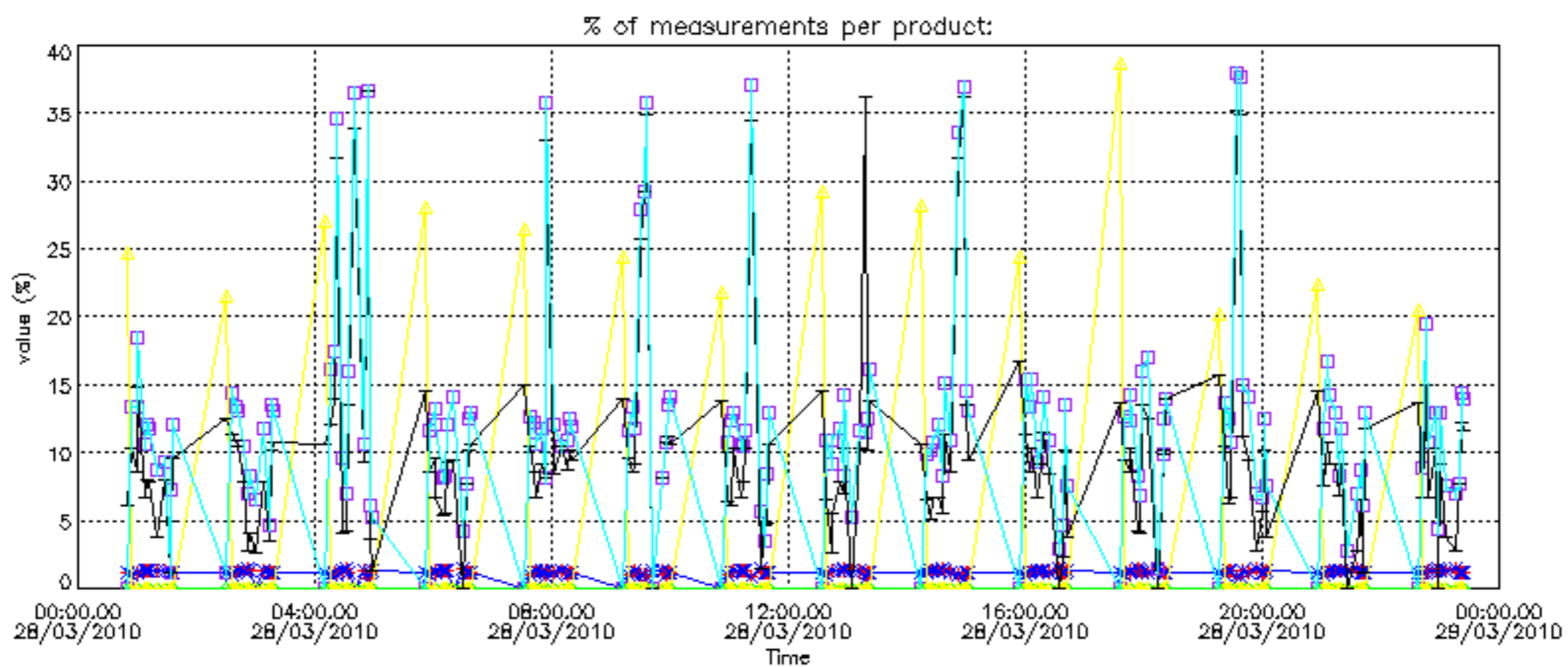
Percentage of flagged data per NO2 profile



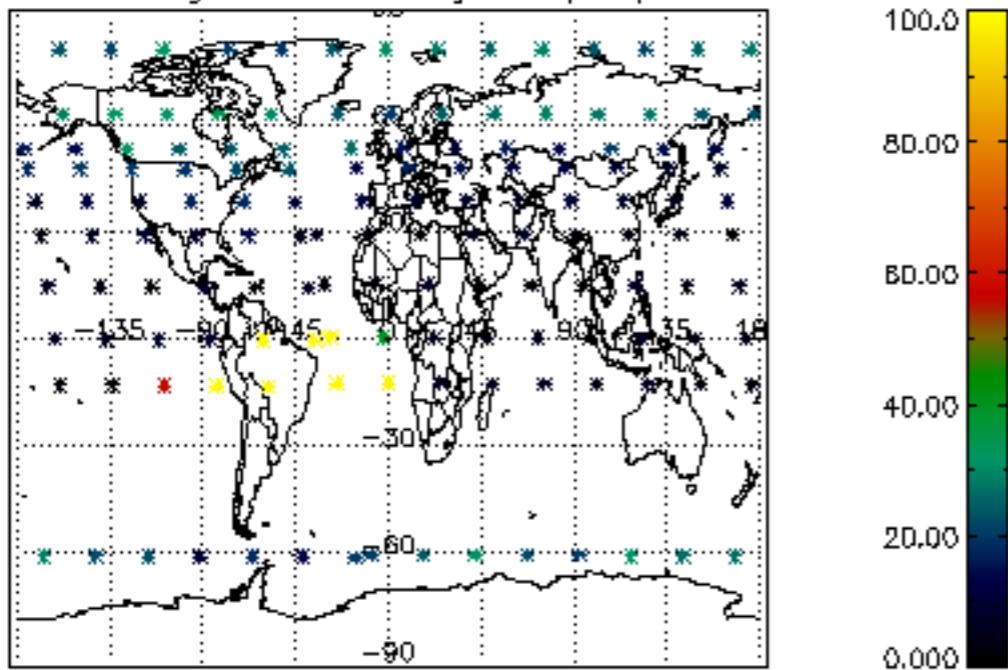
Percentage of flagged data per NO3 profile



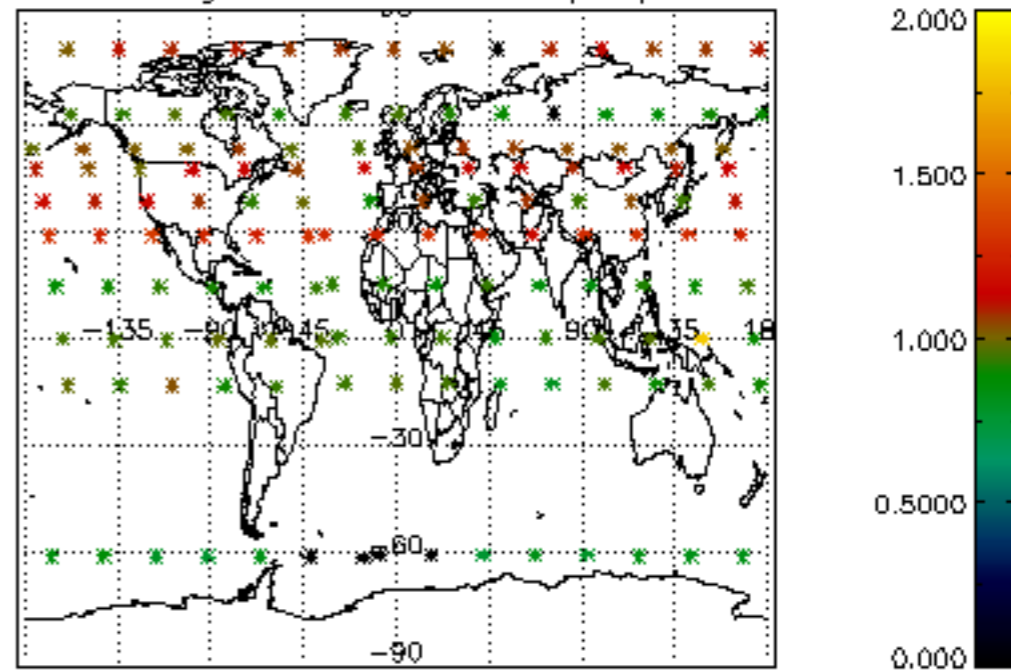




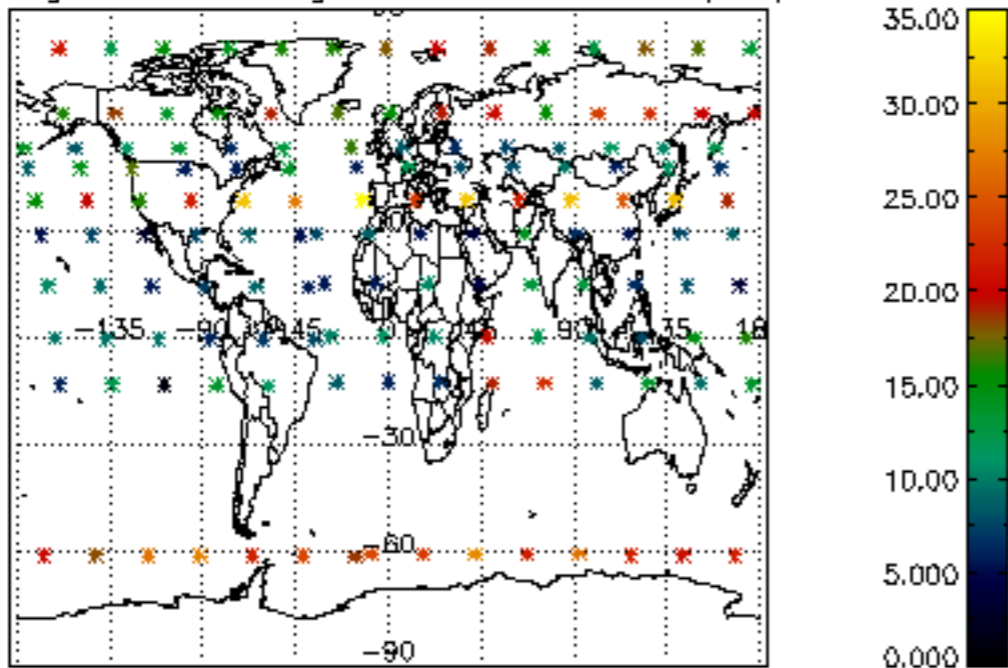
Percentage of cosmic ray hits per profile



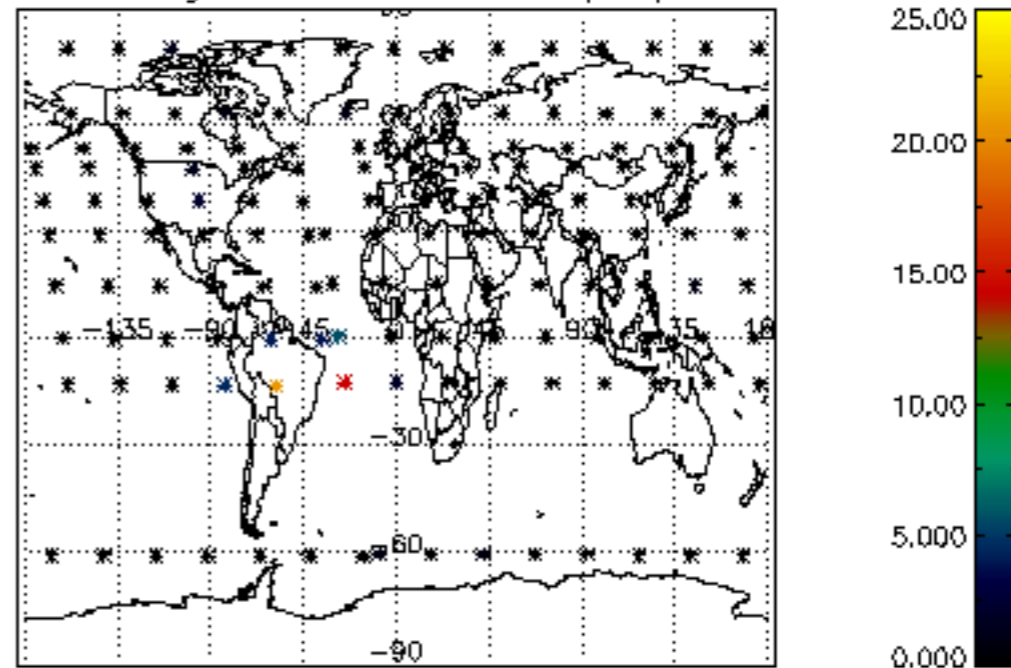
Percentage of datation errors per profile



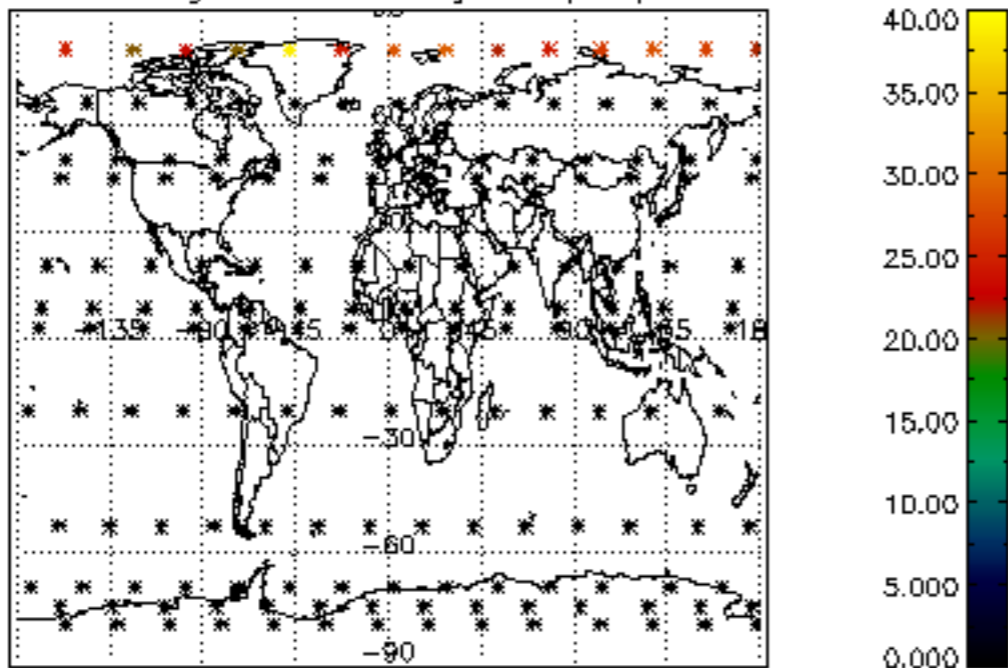
Percentage of star falling outside central band per profile



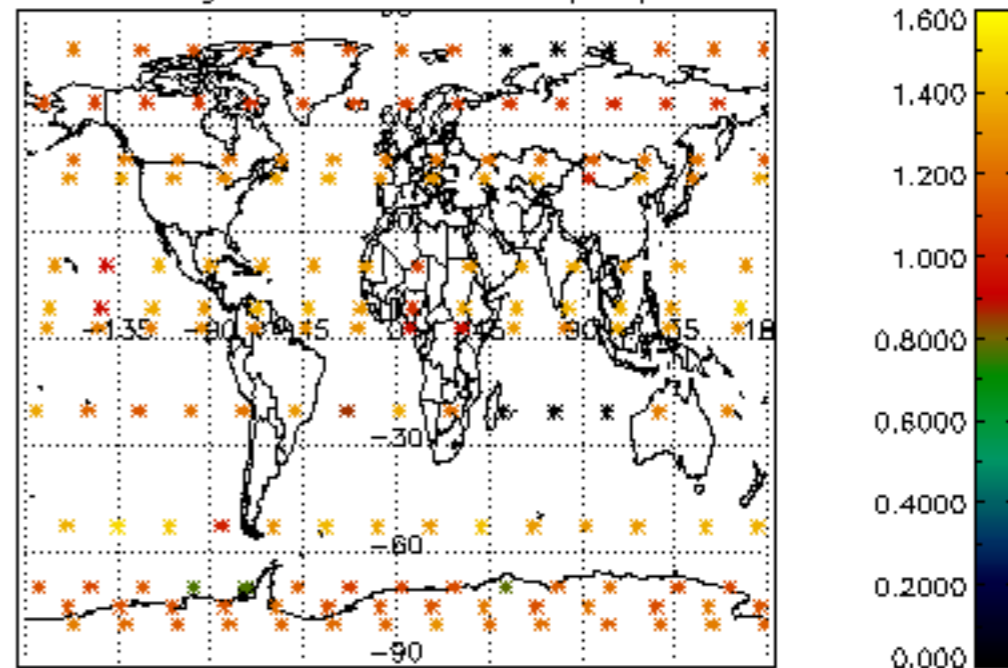
Percentage of saturation errors per profile



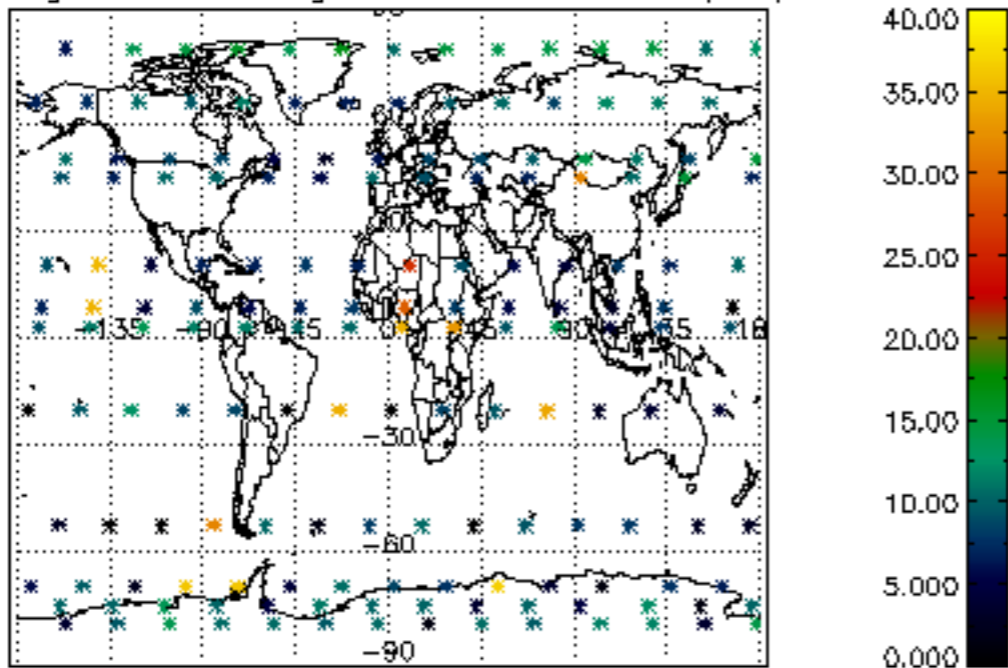
Percentage of cosmic ray hits per profile



Percentage of datation errors per profile



Percentage of star falling outside central band per profile



Percentage of saturation errors per profile

