

# GOMOS Level 2 Daily Report

## SUMMARY

### [1. General Info](#)

### [2. Summary of processed GOM\\_NL\\_2P products](#)

### [3. Level 2 Quality information per product](#)

#### [3.1 Plot of level 2 quality information per product \(time dependant\)](#)

#### [3.2 Plot of level 2 quality information per product \(world map\)](#)

### [4. Level 1 Quality information per product \(stored on level 2 products\)](#)

#### [4.1 Plot of level 1 quality information per product \(time dependant\)](#)

##### [4.1.1 Plot of level 1 quality information per product \(time dependant\): ASCENDING](#)

##### [4.1.2 Plot of level 1 quality information per product \(time dependant\): DESCENDING](#)

#### [4.2 Plot of level 1 quality information per product \(world map\)](#)

##### [4.2.1 Plot of level 1 quality information per product \(world map\): ASCENDING](#)

##### [4.2.2 Plot of level 1 quality information per product \(world map\): DESCENDING](#)

### [5. Ozone profiles based on quality statistics and other trace gas profiles](#)

#### [5.1 Ozone statistics based on quality of products](#)

#### [5.2 Plot ozone profiles for all STD \(dark without errors\)](#)

#### [5.3 Plot ozone profiles where STD < 20% \(dark without errors\)](#)

#### [5.4. Plot ozone profiles where STD < 10% \(dark without errors\)](#)

#### [5.5. Plot ozone profiles where STD < 5% \(dark without errors\)](#)

#### [5.6 Plot NO2 profiles for all STD \(dark without errors\)](#)

#### [5.7 Plot NO3 profiles for all STD \(dark without errors\)](#)

#### [5.8 Plot H2O profiles \(only for occultations of stars 1,2,3,4,13,14,16,26,63 dark without errors\) for all STD](#)

### [6. Auxiliary Data Files used for the production reported in section 2](#)

This report presents the daily analysis on parameters extracted from GOMOS level 2 data (GOM\_NL\_\_2P). It is intended to monitor some important parameters that will impact the quality of these products. A list of level 2 products (and content) that have arrived during the reporting day to the PCF is also given.

Item	Value
Time of report generation	29APR2013 08:59:57
Data source version	GOMOS/6.01
Start time of products	27-03-2010 (27MAR2010 00:00:00)
Stop time of products	28-03-2010 (28MAR2010 00:00:00)
Store outputs in DB	Yes
Nb of level 2 prods	312
Nb of prods with errors	0

## 2. Summary of processed GOM\_NL\_\_2P products.

Nr	Filename	UTC Start time	Limb	Duration	Star Id	Star Name	Star Mag	Star Temp	Nb Meas	Orbit	Prod. error
1	GOM_NL__2PRFIN20100327_000159_000000362088_00059_42197_1413.N1	27-MAR-2010 00:01:59	Bright	36.000	82	48Bet UMa	2.3650	10600.	72	42197	No
2	GOM_NL__2PRFIN20100327_000331_000000352088_00059_42197_1414.N1	27-MAR-2010 00:03:31	Bright	34.500	36	50Alp UMa	1.8000	6300.0	69	42197	No
3	GOM_NL__2PRFIN20100327_000452_000000452088_00059_42197_1415.N1	27-MAR-2010 00:04:52	Bright	44.500	55	79Zet UMa	2.0600	10200.	89	42197	No
4	GOM_NL__2PRFIN20100327_001009_000000422088_00059_42197_1416.N1	27-MAR-2010 00:10:09	Bright	41.500	60	7Bet UMi	2.0810	3950.0	83	42197	No
5	GOM_NL__2PRFIN20100327_001911_000000372088_00059_42197_1417.N1	27-MAR-2010 00:19:11	Bright	37.000	89	5Alp Cep	2.4510	8000.0	74	42197	No
6	GOM_NL__2PRFIN20100327_002421_000000372088_00059_42197_1418.N1	27-MAR-2010 00:24:21	Bright	37.000	19	50Alp Cyg	1.2460	10500.	74	42197	No
7	GOM_NL__2PRFIN20100327_002557_000000452088_00059_42197_1419.N1	27-MAR-2010 00:25:57	Bright	44.500	66	37Gam Cyg	2.2080	5900.0	89	42197	No
8	GOM_NL__2PRFIN20100327_002752_000000422088_00059_42197_1420.N1	27-MAR-2010 00:27:52	Bright	41.500	92	53Eps Cyg	2.5000	4500.0	83	42197	No
9	GOM_NL__2PRFIN20100327_003713_000000622088_00059_42197_1421.N1	27-MAR-2010 00:37:13	Dark	62.000	11	53Alp Aql	0.76500	8000.0	124	42197	No
10	GOM_NL__2PRFIN20100327_005417_000000582088_00059_42197_1422.N1	27-MAR-2010 00:54:17	Dark	58.000	38	20Eps Sgr	1.8360	11000.	116	42197	No
11	GOM_NL__2PRFIN20100327_005823_000000562088_00060_42198_1590.N1	27-MAR-2010 00:58:23	Dark	55.500	25	35Lam Sco	1.6200	28000.	111	42198	No
12	GOM_NL__2PRFIN20100327_010239_000000452088_00060_42198_1591.N1	27-MAR-2010 01:02:39	Dark	44.500	134	Bet TrA	2.8100	6600.0	89	42198	No
13	GOM_NL__2PRFIN20100327_010521_000000562088_00060_42198_1592.N1	27-MAR-2010 01:05:21	Dark	56.000	4	Alp1Cen	-0.010000	5800.0	112	42198	No
14	GOM_NL__2PRFIN20100327_010753_000000502088_00060_42198_1593.N1	27-MAR-2010 01:07:53	Straylight	49.500	78	Alp Lup	2.3040	28000.	99	42198	No
15	GOM_NL__2PRFIN20100327_010927_000000492088_00060_42198_1594.N1	27-MAR-2010 01:09:27	Straylight	49.000	81	Eta Cen	2.3560	28000.	98	42198	No
16	GOM_NL__2PRFIN20100327_011220_000000532088_00060_42198_1595.N1	27-MAR-2010 01:12:20	Straylight	53.000	54	5The Cen	2.0550	4500.0	106	42198	No
17	GOM_NL__2PRFIN20100327_011846_000000492088_00060_42198_1596.N1	27-MAR-2010 01:18:46	Straylight	48.500	106	9Bet Crv	2.6480	5600.0	97	42198	No
18	GOM_NL__2PRFIN20100327_012050_000000452088_00060_42198_1597.N1	27-MAR-2010 01:20:50	Twi_and_stray	44.500	100	4Gam Crv	2.5800	13100.	89	42198	No
19	GOM_NL__2PRFIN20100327_012616_000000502088_00060_42198_1598.N1	27-MAR-2010 01:26:16	Bright	49.500	121	29Gam Vir	2.7400	7200.0	99	42198	No
20	GOM_NL__2PRFIN20100327_013053_000000432088_00060_42198_1599.N1	27-MAR-2010 01:30:53	Bright	42.500	62	94Bet Leo	2.1360	9700.0	85	42198	No
21	GOM_NL__2PRFIN20100327_013222_000000372088_00060_42198_1600.N1	27-MAR-2010 01:32:22	Bright	36.500	96	68Del Leo	2.5600	9300.0	73	42198	No
22	GOM_NL__2PRFIN20100327_013916_000000382088_00060_42198_1601.N1	27-MAR-2010 01:39:16	Bright	38.000	174	52Psi UMa	3.0040	4400.0	76	42198	No
23	GOM_NL__2PRFIN20100327_014235_000000352088_00060_42198_1602.N1	27-MAR-2010 01:42:35	Bright	35.000	82	48Bet UMa	2.3650	10600.	70	42198	No
24	GOM_NL__2PRFIN20100327_014406_000000382088_00060_42198_1603.N1	27-MAR-2010 01:44:06	Bright	38.000	36	50Alp UMa	1.8000	6300.0	76	42198	No
25	GOM_NL__2PRFIN20100327_015044_000000412088_00060_42198_1604.N1	27-MAR-2010 01:50:44	Bright	40.500	60	7Bet UMi	2.0810	3950.0	81	42198	No
26	GOM_NL__2PRFIN20100327_015947_000000352088_00060_42198_1605.N1	27-MAR-2010 01:59:47	Bright	35.000	89	5Alp Cep	2.4510	8000.0	70	42198	No
27	GOM_NL__2PRFIN20100327_020457_000000372088_00060_42198_1606.N1	27-MAR-2010 02:04:57	Bright	37.000	19	50Alp Cyg	1.2460	10500.	74	42198	No
28	GOM_NL__2PRFIN20100327_020634_000000432088_00060_42198_1607.N1	27-MAR-2010 02:06:34	Bright	43.000	66	37Gam Cyg	2.2080	5900.0	86	42198	No
29	GOM_NL__2PRFIN20100327_020828_000000422088_00060_42198_1608.N1	27-MAR-2010 02:08:28	Bright	41.500	92	53Eps Cyg	2.5000	4500.0	83	42198	No
30	GOM_NL__2PRFIN20100327_021749_000000602088_00060_42198_1609.N1	27-MAR-2010 02:17:49	Dark	60.000	11	53Alp Aql	0.76500	8000.0	120	42198	No
31	GOM_NL__2PRFIN20100327_023454_000000572088_00060_42198_1610.N1	27-MAR-2010 02:34:54	Dark	57.000	38	20Eps Sgr	1.8360	11000.	114	42198	No
32	GOM_NL__2PRFIN20100327_023900_000000562088_00061_42199_1598.N1	27-MAR-2010 02:39:00	Dark	55.500	25	35Lam Sco	1.6200	28000.	111	42199	No
33	GOM_NL__2PRFIN20100327_024316_000000412088_00061_42199_1599.N1	27-MAR-2010 02:43:16	Dark	40.500	134	Bet TrA	2.8100	6600.0	81	42199	No
34	GOM_NL__2PRFIN20100327_024557_000000562088_00061_42199_1600.N1	27-MAR-2010 02:45:57	Dark	55.500	4	Alp1Cen	-0.010000	5800.0	111	42199	No
35	GOM_NL__2PRFIN20100327_024829_000000452088_00061_42199_1601.N1	27-MAR-2010 02:48:29	Straylight	45.000	78	Alp Lup	2.3040	28000.	90	42199	No
36	GOM_NL__2PRFIN20100327_025004_000000492088_00061_42199_1602.N1	27-MAR-2010 02:50:04	Straylight	48.500	81	Eta Cen	2.3560	28000.	97	42199	No
37	GOM_NL__2PRFIN20100327_025256_000000542088_00061_42199_1603.N1	27-MAR-2010 02:52:56	Straylight	54.000	54	5The Cen	2.0550	4500.0	108	42199	No
38	GOM_NL__2PRFIN20100327_025923_000000492088_00061_42199_1604.N1	27-MAR-2010 02:59:23	Straylight	49.000	106	9Bet Crv	2.6480	5600.0	98	42199	No
39	GOM_NL__2PRFIN20100327_030126_000000442088_00061_42199_1605.N1	27-MAR-2010 03:01:26	Twi_and_stray	44.000	100	4Gam Crv	2.5800	13100.	88	42199	No
40	GOM_NL__2PRFIN20100327_030652_000000482088_00061_42199_1606.N1	27-MAR-2010 03:06:52	Bright	48.000	121	29Gam Vir	2.7400	7200.0	96	42199	No
41	GOM_NL__2PRFIN20100327_031129_000000402088_00061_42199_1607.N1	27-MAR-2010 03:11:29	Bright	39.500	62	94Bet Leo	2.1360	9700.0	79	42199	No
42	GOM_NL__2PRFIN20100327_031258_000000362088_00061_42199_1608.N1	27-MAR-2010 03:12:58	Bright	36.000	96	68Del Leo	2.5600	9300.0	72	42199	No

43	GOM_NL__2PRFIN20100327_031952_000000392088_00061_42199_1609.N1	27-MAR-2010 03:19:52	Bright	39.000	174	52Psi UMa	3.0040	4400.0	78	42199	No
44	GOM_NL__2PRFIN20100327_032310_000000362088_00061_42199_1610.N1	27-MAR-2010 03:23:10	Bright	35.500	82	48Bet UMa	2.3650	10600.	71	42199	No
45	GOM_NL__2PRFIN20100327_032442_000000362088_00061_42199_1611.N1	27-MAR-2010 03:24:42	Bright	35.500	36	50Alp UMa	1.8000	6300.0	71	42199	No
46	GOM_NL__2PRFIN20100327_033120_000000372088_00061_42199_1612.N1	27-MAR-2010 03:31:20	Bright	37.000	60	7Bet UMi	2.0810	3950.0	74	42199	No
47	GOM_NL__2PRFIN20100327_034022_000000382088_00061_42199_1613.N1	27-MAR-2010 03:40:22	Bright	38.000	89	5Alp Cep	2.4510	8000.0	76	42199	No
48	GOM_NL__2PRFIN20100327_034532_000000382088_00061_42199_1614.N1	27-MAR-2010 03:45:32	Bright	38.000	19	50Alp Cyg	1.2460	10500.	76	42199	No
49	GOM_NL__2PRFIN20100327_034709_000000432088_00061_42199_1615.N1	27-MAR-2010 03:47:09	Bright	42.500	66	37Gam Cyg	2.2080	5900.0	85	42199	No
50	GOM_NL__2PRFIN20100327_034904_000000422088_00061_42199_1616.N1	27-MAR-2010 03:49:04	Bright	41.500	92	53Eps Cyg	2.5000	4500.0	83	42199	No
51	GOM_NL__2PRFIN20100327_035826_000000612088_00061_42199_1617.N1	27-MAR-2010 03:58:26	Dark	60.500	11	53Alp Aql	0.76500	8000.0	121	42199	No
52	GOM_NL__2PRFIN20100327_041155_000000502088_00061_42199_1618.N1	27-MAR-2010 04:11:55	Dark	50.000	57	34Sig Sgr	2.0660	26000.	100	42199	No
53	GOM_NL__2PRFIN20100327_041531_000000522088_00061_42199_1619.N1	27-MAR-2010 04:15:31	Dark	51.500	38	20Eps Sgr	1.8360	11000.	103	42199	No
54	GOM_NL__2PRFIN20100327_041937_000000582088_00062_42200_1634.N1	27-MAR-2010 04:19:37	Dark	58.000	25	35Lam Sco	1.6200	28000.	116	42200	No
55	GOM_NL__2PRFIN20100327_042352_000000402088_00062_42200_1635.N1	27-MAR-2010 04:23:52	Dark	40.000	134	Bet TrA	2.8100	6600.0	80	42200	No
56	GOM_NL__2PRFIN20100327_042634_000000442088_00062_42200_1636.N1	27-MAR-2010 04:26:34	Dark	44.000	4	Alp1Cen	-0.010000	5800.0	88	42200	No
57	GOM_NL__2PRFIN20100327_042906_000000472088_00062_42200_1637.N1	27-MAR-2010 04:29:06	Straylight	47.000	78	Alp Lup	2.3040	28000.	94	42200	No
58	GOM_NL__2PRFIN20100327_043040_000000492088_00062_42200_1638.N1	27-MAR-2010 04:30:40	Straylight	48.500	81	Eta Cen	2.3560	28000.	97	42200	No
59	GOM_NL__2PRFIN20100327_043333_000000542088_00062_42200_1639.N1	27-MAR-2010 04:33:33	Straylight	53.500	54	5The Cen	2.0550	4500.0	107	42200	No
60	GOM_NL__2PRFIN20100327_043959_000000472088_00062_42200_1640.N1	27-MAR-2010 04:39:59	Straylight	46.500	106	9Bet Crv	2.6480	5600.0	93	42200	No
61	GOM_NL__2PRFIN20100327_044202_000000452088_00062_42200_1641.N1	27-MAR-2010 04:42:02	Tw_i_and_stray	44.500	100	4Gam Crv	2.5800	13100.	89	42200	No
62	GOM_NL__2PRFIN20100327_044728_000000482088_00062_42200_1642.N1	27-MAR-2010 04:47:28	Bright	48.000	121	29Gam Vir	2.7400	7200.0	96	42200	No
63	GOM_NL__2PRFIN20100327_045205_000000412088_00062_42200_1643.N1	27-MAR-2010 04:52:05	Bright	41.000	62	94Bet Leo	2.1360	9700.0	82	42200	No
64	GOM_NL__2PRFIN20100327_045334_000000382088_00062_42200_1644.N1	27-MAR-2010 04:53:34	Bright	38.000	96	68Del Leo	2.5600	9300.0	76	42200	No
65	GOM_NL__2PRFIN20100327_050028_000000362088_00062_42200_1645.N1	27-MAR-2010 05:00:28	Bright	36.000	174	52Psi UMa	3.0040	4400.0	72	42200	No
66	GOM_NL__2PRFIN20100327_050346_000000372088_00062_42200_1646.N1	27-MAR-2010 05:03:46	Bright	37.000	82	48Bet UMa	2.3650	10600.	74	42200	No
67	GOM_NL__2PRFIN20100327_050518_000000372088_00062_42200_1647.N1	27-MAR-2010 05:05:18	Bright	37.000	36	50Alp UMa	1.8000	6300.0	74	42200	No
68	GOM_NL__2PRFIN20100327_051156_000000582088_00062_42200_1648.N1	27-MAR-2010 05:11:56	Bright	57.500	60	7Bet UMi	2.0810	3950.0	115	42200	No
69	GOM_NL__2PRFIN20100327_052059_000000532088_00062_42200_1649.N1	27-MAR-2010 05:20:59	Bright	53.000	89	5Alp Cep	2.4510	8000.0	106	42200	No
70	GOM_NL__2PRFIN20100327_052602_000000422088_00062_42200_1650.N1	27-MAR-2010 05:26:02	Bright	42.000	144	18Del Cyg	2.8600	11000.	84	42200	No
71	GOM_NL__2PRFIN20100327_052745_000000432088_00062_42200_1651.N1	27-MAR-2010 05:27:45	Bright	43.000	66	37Gam Cyg	2.2080	5900.0	86	42200	No
72	GOM_NL__2PRFIN20100327_052940_000000392088_00062_42200_1652.N1	27-MAR-2010 05:29:40	Bright	38.500	92	53Eps Cyg	2.5000	4500.0	77	42200	No
73	GOM_NL__2PRFIN20100327_053902_000000622088_00062_42200_1653.N1	27-MAR-2010 05:39:02	Dark	61.500	11	53Alp Aql	0.76500	8000.0	123	42200	No
74	GOM_NL__2PRFIN20100327_055232_000000512088_00062_42200_1654.N1	27-MAR-2010 05:52:32	Dark	51.000	57	34Sig Sgr	2.0660	26000.	102	42200	No
75	GOM_NL__2PRFIN20100327_060014_000000532088_00063_42201_1642.N1	27-MAR-2010 06:00:14	Dark	53.000	25	35Lam Sco	1.6200	28000.	106	42201	No
76	GOM_NL__2PRFIN20100327_060428_000000412088_00063_42201_1643.N1	27-MAR-2010 06:04:28	Dark	40.500	134	Bet TrA	2.8100	6600.0	81	42201	No
77	GOM_NL__2PRFIN20100327_060710_000000492088_00063_42201_1644.N1	27-MAR-2010 06:07:10	Dark	48.500	4	Alp1Cen	-0.010000	5800.0	97	42201	No
78	GOM_NL__2PRFIN20100327_060943_000000452088_00063_42201_1645.N1	27-MAR-2010 06:09:43	Straylight	45.000	78	Alp Lup	2.3040	28000.	90	42201	No
79	GOM_NL__2PRFIN20100327_061117_000000492088_00063_42201_1646.N1	27-MAR-2010 06:11:17	Straylight	49.000	81	Eta Cen	2.3560	28000.	98	42201	No
80	GOM_NL__2PRFIN20100327_061409_000000522088_00063_42201_1647.N1	27-MAR-2010 06:14:09	Straylight	52.000	54	5The Cen	2.0550	4500.0	104	42201	No
81	GOM_NL__2PRFIN20100327_062035_000000462088_00063_42201_1648.N1	27-MAR-2010 06:20:35	Straylight	45.500	106	9Bet Crv	2.6480	5600.0	91	42201	No
82	GOM_NL__2PRFIN20100327_062238_000000452088_00063_42201_1649.N1	27-MAR-2010 06:22:38	Tw_i_and_stray	44.500	100	4Gam Crv	2.5800	13100.	89	42201	No
83	GOM_NL__2PRFIN20100327_062803_000000502088_00063_42201_1650.N1	27-MAR-2010 06:28:03	Bright	50.000	121	29Gam Vir	2.7400	7200.0	100	42201	No
84	GOM_NL__2PRFIN20100327_063241_000000432088_00063_42201_1651.N1	27-MAR-2010 06:32:41	Bright	43.000	62	94Bet Leo	2.1360	9700.0	86	42201	No
85	GOM_NL__2PRFIN20100327_063410_000000382088_00063_42201_1652.N1	27-MAR-2010 06:34:10	Bright	38.000	96	68Del Leo	2.5600	9300.0	76	42201	No
86	GOM_NL__2PRFIN20100327_064103_000000382088_00063_42201_1653.N1	27-MAR-2010 06:41:03	Bright	38.000	174	52Psi UMa	3.0040	4400.0	76	42201	No
87	GOM_NL__2PRFIN20100327_064422_000000362088_00063_42201_1654.N1	27-MAR-2010 06:44:22	Bright	36.000	82	48Bet UMa	2.3650	10600.	72	42201	No
88	GOM_NL__2PRFIN20100327_064554_000000532088_00063_42201_1655.N1	27-MAR-2010 06:45:54	Bright	53.000	36	50Alp UMa	1.8000	6300.0	106	42201	No
89	GOM_NL__2PRFIN20100327_065231_000000582088_00063_42201_1656.N1	27-MAR-2010 06:52:31	Bright	57.500	60	7Bet UMi	2.0810	3950.0	115	42201	No
90	GOM_NL__2PRFIN20100327_070134_000000372088_00063_42201_1657.N1	27-MAR-2010 07:01:34	Bright	36.500	89	5Alp Cep	2.4510	8000.0	73	42201	No
91	GOM_NL__2PRFIN20100327_070638_000000442088_00063_42201_1658.N1	27-MAR-2010 07:06:38	Bright	44.000	144	18Del Cyg	2.8600	11000.	88	42201	No
92	GOM_NL__2PRFIN20100327_070821_000000442088_00063_42201_1659.N1	27-MAR-2010 07:08:21	Bright	44.000	66	37Gam Cyg	2.2080	5900.0	88	42201	No
93	GOM_NL__2PRFIN20100327_071016_000000432088_00063_42201_1660.N1	27-MAR-2010 07:10:16	Bright	42.500	92	53Eps Cyg	2.5000	4500.0	85	42201	No
94	GOM_NL__2PRFIN20100327_071939_000000612088_00063_42201_1661.N1	27-MAR-2010 07:19:39	Dark	61.000	11	53Alp Aql	0.76500	8000.0	122	42201	No
95	GOM_NL__2PRFIN20100327_073309_000000562088_00063_42201_1662.N1	27-MAR-2010 07:33:09	Dark	56.000	57	34Sig Sgr	2.0660	26000.	112	42201	No
96	GOM_NL__2PRFIN20100327_074051_000000572088_00064_42202_1650.N1	27-MAR-2010 07:40:51	Dark	56.500	25	35Lam Sco	1.6200	28000.	113	42202	No
97	GOM_NL__2PRFIN20100327_074505_000000402088_00064_42202_1651.N1	27-MAR-2010 07:45:05	Dark	39.500	134	Bet TrA	2.8100	6600.0	79	42202	No
98	GOM_NL__2PRFIN20100327_074747_000000442088_00064_42202_1652.N1	27-MAR-2010 07:47:47	Dark	44.000	4	Alp1Cen	-0.010000	5800.0	88	42202	No
99	GOM_NL__2PRFIN20100327_075019_000000462088_00064_42202_1653.N1	27-MAR-2010 07:50:19	Straylight	46.000	78	Alp Lup	2.3040	28000.	92	42202	No
100	GOM_NL__2PRFIN20100327_075154_000000502088_00064_42202_1654.N1	27-MAR-2010 07:51:54	Straylight	49.500	81	Eta Cen	2.3560	28000.	99	42202	No
101	GOM_NL__2PRFIN20100327_075446_000000562088_00064_42202_1655.N1	27-MAR-2010 07:54:46	Straylight	55.500	54	5The Cen	2.0550	4500.0	111	42202	No

102	GOM_NL__2PRFIN20100327_080111_000000462088_00064_42202_1656.N1	27-MAR-2010 08:01:11	Straylight	45.500	106	9Bet Crv	2.6480	5600.0	91	42202	No
103	GOM_NL__2PRFIN20100327_080314_000000432088_00064_42202_1657.N1	27-MAR-2010 08:03:14	Twl_and_stray	42.500	100	4Gam Crv	2.5800	13100.	85	42202	No
104	GOM_NL__2PRFIN20100327_080839_000000472088_00064_42202_1658.N1	27-MAR-2010 08:08:39	Bright	47.000	121	29Gam Vir	2.7400	7200.0	94	42202	No
105	GOM_NL__2PRFIN20100327_081316_000000422088_00064_42202_1659.N1	27-MAR-2010 08:13:16	Bright	41.500	62	94Bet Leo	2.1360	9700.0	83	42202	No
106	GOM_NL__2PRFIN20100327_081445_000000392088_00064_42202_1660.N1	27-MAR-2010 08:14:45	Bright	38.500	96	68Del Leo	2.5600	9300.0	77	42202	No
107	GOM_NL__2PRFIN20100327_082139_000000382088_00064_42202_1661.N1	27-MAR-2010 08:21:39	Bright	38.000	174	52Psi UMa	3.0040	4400.0	76	42202	No
108	GOM_NL__2PRFIN20100327_082458_000000372088_00064_42202_1662.N1	27-MAR-2010 08:24:58	Bright	37.000	82	48Bet UMa	2.3650	10600.	74	42202	No
109	GOM_NL__2PRFIN20100327_082630_000000372088_00064_42202_1663.N1	27-MAR-2010 08:26:30	Bright	36.500	36	50Alp UMa	1.8000	6300.0	73	42202	No
110	GOM_NL__2PRFIN20100327_083307_000000402088_00064_42202_1664.N1	27-MAR-2010 08:33:07	Bright	39.500	60	7Bet UMi	2.0810	3950.0	79	42202	No
111	GOM_NL__2PRFIN20100327_084210_000000372088_00064_42202_1665.N1	27-MAR-2010 08:42:10	Bright	37.000	89	5Alp Cep	2.4510	8000.0	74	42202	No
112	GOM_NL__2PRFIN20100327_084713_000000442088_00064_42202_1666.N1	27-MAR-2010 08:47:13	Bright	44.000	144	18Del Cyg	2.8600	11000.	88	42202	No
113	GOM_NL__2PRFIN20100327_084857_000000432088_00064_42202_1667.N1	27-MAR-2010 08:48:57	Bright	43.000	66	37Gam Cyg	2.2080	5900.0	86	42202	No
114	GOM_NL__2PRFIN20100327_085052_000000412088_00064_42202_1668.N1	27-MAR-2010 08:50:52	Bright	40.500	92	53Eps Cyg	2.5000	4500.0	81	42202	No
115	GOM_NL__2PRFIN20100327_090016_000000592088_00064_42202_1669.N1	27-MAR-2010 09:00:16	Dark	59.000	11	53Alp Aql	0.76500	8000.0	118	42202	No
116	GOM_NL__2PRFIN20100327_091347_000000542088_00064_42202_1670.N1	27-MAR-2010 09:13:47	Dark	54.000	57	34Sig Sgr	2.0660	26000.	108	42202	No
117	GOM_NL__2PRFIN20100327_091723_000000562088_00064_42202_1671.N1	27-MAR-2010 09:17:23	Dark	55.500	38	20Eps Sgr	1.8360	11000.	111	42202	No
118	GOM_NL__2PRFIN20100327_092129_000000562088_00065_42203_1658.N1	27-MAR-2010 09:21:29	Dark	56.000	25	35Lam Sco	1.6200	28000.	112	42203	No
119	GOM_NL__2PRFIN20100327_092542_000000382088_00065_42203_1659.N1	27-MAR-2010 09:25:42	Dark	38.000	134	Bet TrA	2.8100	6600.0	76	42203	No
120	GOM_NL__2PRFIN20100327_092823_000000432088_00065_42203_1660.N1	27-MAR-2010 09:28:23	Dark	43.000	4	Alp1Cen	-0.010000	5800.0	86	42203	No
121	GOM_NL__2PRFIN20100327_093056_000000472088_00065_42203_1661.N1	27-MAR-2010 09:30:56	Straylight	47.000	78	Alp Lup	2.3040	28000.	94	42203	No
122	GOM_NL__2PRFIN20100327_093230_000000512088_00065_42203_1662.N1	27-MAR-2010 09:32:30	Straylight	50.500	81	Eta Cen	2.3560	28000.	101	42203	No
123	GOM_NL__2PRFIN20100327_093522_000000562088_00065_42203_1663.N1	27-MAR-2010 09:35:22	Straylight	56.000	54	5The Cen	2.0550	4500.0	112	42203	No
124	GOM_NL__2PRFIN20100327_094147_000000482088_00065_42203_1664.N1	27-MAR-2010 09:41:47	Straylight	47.500	106	9Bet Crv	2.6480	5600.0	95	42203	No
125	GOM_NL__2PRFIN20100327_094350_000000442088_00065_42203_1665.N1	27-MAR-2010 09:43:50	Twl_and_stray	44.000	100	4Gam Crv	2.5800	13100.	88	42203	No
126	GOM_NL__2PRFIN20100327_094915_000000472088_00065_42203_1666.N1	27-MAR-2010 09:49:15	Bright	46.500	121	29Gam Vir	2.7400	7200.0	93	42203	No
127	GOM_NL__2PRFIN20100327_095352_000000412088_00065_42203_1667.N1	27-MAR-2010 09:53:52	Bright	41.000	62	94Bet Leo	2.1360	9700.0	82	42203	No
128	GOM_NL__2PRFIN20100327_095521_000000392088_00065_42203_1668.N1	27-MAR-2010 09:55:21	Bright	39.000	96	68Del Leo	2.5600	9300.0	78	42203	No
129	GOM_NL__2PRFIN20100327_100215_000000542088_00065_42203_1669.N1	27-MAR-2010 10:02:15	Bright	54.000	174	52Psi UMa	3.0040	4400.0	108	42203	No
130	GOM_NL__2PRFIN20100327_100534_000000372088_00065_42203_1670.N1	27-MAR-2010 10:05:34	Bright	36.500	82	48Bet UMa	2.3650	10600.	73	42203	No
131	GOM_NL__2PRFIN20100327_100705_000000532088_00065_42203_1671.N1	27-MAR-2010 10:07:05	Bright	53.000	36	50Alp UMa	1.8000	6300.0	106	42203	No
132	GOM_NL__2PRFIN20100327_101342_000000412088_00065_42203_1672.N1	27-MAR-2010 10:13:42	Bright	40.500	60	7Bet UMi	2.0810	3950.0	81	42203	No
133	GOM_NL__2PRFIN20100327_102246_000000382088_00065_42203_1673.N1	27-MAR-2010 10:22:46	Bright	38.000	89	5Alp Cep	2.4510	8000.0	76	42203	No
134	GOM_NL__2PRFIN20100327_102749_000000452088_00065_42203_1674.N1	27-MAR-2010 10:27:49	Bright	44.500	144	18Del Cyg	2.8600	11000.	89	42203	No
135	GOM_NL__2PRFIN20100327_102933_000000402088_00065_42203_1675.N1	27-MAR-2010 10:29:33	Bright	40.000	66	37Gam Cyg	2.2080	5900.0	80	42203	No
136	GOM_NL__2PRFIN20100327_103128_000000422088_00065_42203_1676.N1	27-MAR-2010 10:31:28	Bright	41.500	92	53Eps Cyg	2.5000	4500.0	83	42203	No
137	GOM_NL__2PRFIN20100327_104052_000000582088_00065_42203_1677.N1	27-MAR-2010 10:40:52	Dark	58.000	11	53Alp Aql	0.76500	8000.0	116	42203	No
138	GOM_NL__2PRFIN20100327_105424_000000562088_00065_42203_1678.N1	27-MAR-2010 10:54:24	Dark	55.500	57	34Sig Sgr	2.0660	26000.	111	42203	No
139	GOM_NL__2PRFIN20100327_105800_000000562088_00065_42203_1679.N1	27-MAR-2010 10:58:00	Dark	56.000	38	20Eps Sgr	1.8360	11000.	112	42203	No
140	GOM_NL__2PRFIN20100327_110206_000000562088_00066_42204_1666.N1	27-MAR-2010 11:02:06	Dark	56.000	25	35Lam Sco	1.6200	28000.	112	42204	No
141	GOM_NL__2PRFIN20100327_110618_000000402088_00066_42204_1667.N1	27-MAR-2010 11:06:18	Dark	39.500	134	Bet TrA	2.8100	6600.0	79	42204	No
142	GOM_NL__2PRFIN20100327_110859_000000502088_00066_42204_1668.N1	27-MAR-2010 11:08:59	Dark	49.500	4	Alp1Cen	-0.010000	5800.0	99	42204	No
143	GOM_NL__2PRFIN20100327_111132_000000442088_00066_42204_1669.N1	27-MAR-2010 11:11:32	Straylight	44.000	78	Alp Lup	2.3040	28000.	88	42204	No
144	GOM_NL__2PRFIN20100327_111307_000000482088_00066_42204_1670.N1	27-MAR-2010 11:13:07	Straylight	48.000	81	Eta Cen	2.3560	28000.	96	42204	No
145	GOM_NL__2PRFIN20100327_111559_000000572088_00066_42204_1671.N1	27-MAR-2010 11:15:59	Straylight	57.000	54	5The Cen	2.0550	4500.0	114	42204	No
146	GOM_NL__2PRFIN20100327_112224_000000462088_00066_42204_1672.N1	27-MAR-2010 11:22:24	Straylight	45.500	106	9Bet Crv	2.6480	5600.0	91	42204	No
147	GOM_NL__2PRFIN20100327_112426_000000432088_00066_42204_1673.N1	27-MAR-2010 11:24:26	Twl_and_stray	43.000	100	4Gam Crv	2.5800	13100.	86	42204	No
148	GOM_NL__2PRFIN20100327_112951_000000462088_00066_42204_1674.N1	27-MAR-2010 11:29:51	Bright	46.000	121	29Gam Vir	2.7400	7200.0	92	42204	No
149	GOM_NL__2PRFIN20100327_113428_000000422088_00066_42204_1675.N1	27-MAR-2010 11:34:28	Bright	42.000	62	94Bet Leo	2.1360	9700.0	84	42204	No
150	GOM_NL__2PRFIN20100327_113557_000000382088_00066_42204_1676.N1	27-MAR-2010 11:35:57	Bright	37.500	96	68Del Leo	2.5600	9300.0	75	42204	No
151	GOM_NL__2PRFIN20100327_114251_000000362088_00066_42204_1677.N1	27-MAR-2010 11:42:51	Bright	36.000	174	52Psi UMa	3.0040	4400.0	72	42204	No
152	GOM_NL__2PRFIN20100327_114609_000000502088_00066_42204_1678.N1	27-MAR-2010 11:46:09	Bright	49.500	82	48Bet UMa	2.3650	10600.	99	42204	No
153	GOM_NL__2PRFIN20100327_114741_000000392088_00066_42204_1679.N1	27-MAR-2010 11:47:41	Bright	38.500	36	50Alp UMa	1.8000	6300.0	77	42204	No
154	GOM_NL__2PRFIN20100327_115418_000000412088_00066_42204_1680.N1	27-MAR-2010 11:54:18	Bright	41.000	60	7Bet UMi	2.0810	3950.0	82	42204	No
155	GOM_NL__2PRFIN20100327_120322_000000352088_00066_42204_1681.N1	27-MAR-2010 12:03:22	Bright	34.500	89	5Alp Cep	2.4510	8000.0	69	42204	No
156	GOM_NL__2PRFIN20100327_120825_000000422088_00066_42204_1682.N1	27-MAR-2010 12:08:25	Bright	42.000	144	18Del Cyg	2.8600	11000.	84	42204	No
157	GOM_NL__2PRFIN20100327_121009_000000452088_00066_42204_1683.N1	27-MAR-2010 12:10:09	Bright	44.500	66	37Gam Cyg	2.2080	5900.0	89	42204	No
158	GOM_NL__2PRFIN20100327_121204_000000572088_00066_42204_1684.N1	27-MAR-2010 12:12:04	Bright	57.000	92	53Eps Cyg	2.5000	4500.0	114	42204	No
159	GOM_NL__2PRFIN20100327_122129_000000592088_00066_42204_1685.N1	27-MAR-2010 12:21:29	Dark	59.000	11	53Alp Aql	0.76500	8000.0	118	42204	No
160	GOM_NL__2PRFIN20100327_123501_000000582088_00066_42204_1686.N1	27-MAR-2010 12:35:01	Dark	57.500	57	34Sig Sgr	2.0660	26000.	115	42204	No

161	GOM_NL__2PRFIN20100327_123837_000000562088_00066_42204_1687.N1	27-MAR-2010 12:38:37	Dark	56.000	38	20Eps Sgr	1.8360	11000.	112	42204	No
162	GOM_NL__2PRFIN20100327_124243_000000572088_00067_42205_1674.N1	27-MAR-2010 12:42:43	Dark	56.500	25	35Lam Sco	1.6200	28000.	113	42205	No
163	GOM_NL__2PRFIN20100327_124654_000000412088_00067_42205_1675.N1	27-MAR-2010 12:46:54	Dark	41.000	134	Bet TrA	2.8100	6600.0	82	42205	No
164	GOM_NL__2PRFIN20100327_124936_000000482088_00067_42205_1676.N1	27-MAR-2010 12:49:36	Dark	47.500	4	Alp1Cen	-0.010000	5800.0	95	42205	No
165	GOM_NL__2PRFIN20100327_125209_000000462088_00067_42205_1677.N1	27-MAR-2010 12:52:09	Straylight	45.500	78	Alp Lup	2.3040	28000.	91	42205	No
166	GOM_NL__2PRFIN20100327_125344_000000482088_00067_42205_1678.N1	27-MAR-2010 12:53:44	Straylight	48.000	81	Eta Cen	2.3560	28000.	96	42205	No
167	GOM_NL__2PRFIN20100327_125635_000000562088_00067_42205_1679.N1	27-MAR-2010 12:56:35	Straylight	55.500	54	5The Cen	2.0550	4500.0	111	42205	No
168	GOM_NL__2PRFIN20100327_130259_000000482088_00067_42205_1680.N1	27-MAR-2010 13:02:59	Straylight	47.500	106	9Bet Crv	2.6480	5600.0	95	42205	No
169	GOM_NL__2PRFIN20100327_130502_000000452088_00067_42205_1681.N1	27-MAR-2010 13:05:02	Twilight_and_stray	44.500	100	4Gam Crv	2.5800	13100.	89	42205	No
170	GOM_NL__2PRFIN20100327_131026_000000492088_00067_42205_1682.N1	27-MAR-2010 13:10:26	Bright	49.000	121	29Gam Vir	2.7400	7200.0	98	42205	No
171	GOM_NL__2PRFIN20100327_131503_000000412088_00067_42205_1683.N1	27-MAR-2010 13:15:03	Bright	41.000	62	94Bet Leo	2.1360	9700.0	82	42205	No
172	GOM_NL__2PRFIN20100327_131633_000000372088_00067_42205_1684.N1	27-MAR-2010 13:16:33	Bright	36.500	96	68Del Leo	2.5600	9300.0	73	42205	No
173	GOM_NL__2PRFIN20100327_132326_000000392088_00067_42205_1685.N1	27-MAR-2010 13:23:26	Bright	38.500	174	52Psi UMa	3.0040	4400.0	77	42205	No
174	GOM_NL__2PRFIN20100327_132645_000000372088_00067_42205_1686.N1	27-MAR-2010 13:26:45	Bright	37.000	82	48Bet UMa	2.3650	10600.	74	42205	No
175	GOM_NL__2PRFIN20100327_132817_000000392088_00067_42205_1687.N1	27-MAR-2010 13:28:17	Bright	38.500	36	50Alp UMa	1.8000	6300.0	77	42205	No
176	GOM_NL__2PRFIN20100327_133453_000000372088_00067_42205_1688.N1	27-MAR-2010 13:34:53	Bright	36.500	60	7Bet UMi	2.0810	3950.0	73	42205	No
177	GOM_NL__2PRFIN20100327_134358_000000382088_00067_42205_1689.N1	27-MAR-2010 13:43:58	Bright	38.000	89	5Alp Cep	2.4510	8000.0	76	42205	No
178	GOM_NL__2PRFIN20100327_134901_000000422088_00067_42205_1690.N1	27-MAR-2010 13:49:01	Bright	42.000	144	18Del Cyg	2.8600	11000.	84	42205	No
179	GOM_NL__2PRFIN20100327_135045_000000432088_00067_42205_1691.N1	27-MAR-2010 13:50:45	Bright	42.500	66	37Gam Cyg	2.2080	5900.0	85	42205	No
180	GOM_NL__2PRFIN20100327_135240_000000422088_00067_42205_1692.N1	27-MAR-2010 13:52:40	Bright	42.000	92	53Eps Cyg	2.5000	4500.0	84	42205	No
181	GOM_NL__2PRFIN20100327_140205_000000602088_00067_42205_1693.N1	27-MAR-2010 14:02:05	Dark	59.500	11	53Alp Aql	0.76500	8000.0	119	42205	No
182	GOM_NL__2PRFIN20100327_141538_000000572088_00067_42205_1694.N1	27-MAR-2010 14:15:38	Dark	57.000	57	34Sig Sgr	2.0660	26000.	114	42205	No
183	GOM_NL__2PRFIN20100327_141914_000000522088_00067_42205_1695.N1	27-MAR-2010 14:19:14	Dark	52.000	38	20Eps Sgr	1.8360	11000.	104	42205	No
184	GOM_NL__2PRFIN20100327_142320_000000572088_00068_42206_1682.N1	27-MAR-2010 14:23:20	Dark	57.000	25	35Lam Sco	1.6200	28000.	114	42206	No
185	GOM_NL__2PRFIN20100327_142731_000000392088_00068_42206_1683.N1	27-MAR-2010 14:27:31	Dark	39.000	134	Bet TrA	2.8100	6600.0	78	42206	No
186	GOM_NL__2PRFIN20100327_143012_000000422088_00068_42206_1684.N1	27-MAR-2010 14:30:12	Dark	42.000	4	Alp1Cen	-0.010000	5800.0	84	42206	No
187	GOM_NL__2PRFIN20100327_143245_000000452088_00068_42206_1685.N1	27-MAR-2010 14:32:45	Straylight	45.000	78	Alp Lup	2.3040	28000.	90	42206	No
188	GOM_NL__2PRFIN20100327_143420_000000482088_00068_42206_1686.N1	27-MAR-2010 14:34:20	Straylight	48.000	81	Eta Cen	2.3560	28000.	96	42206	No
189	GOM_NL__2PRFIN20100327_143712_000000522088_00068_42206_1687.N1	27-MAR-2010 14:37:12	Straylight	52.000	54	5The Cen	2.0550	4500.0	104	42206	No
190	GOM_NL__2PRFIN20100327_144336_000000492088_00068_42206_1688.N1	27-MAR-2010 14:43:36	Straylight	48.500	106	9Bet Crv	2.6480	5600.0	97	42206	No
191	GOM_NL__2PRFIN20100327_144539_000000432088_00068_42206_1689.N1	27-MAR-2010 14:45:39	Twilight_and_stray	43.000	100	4Gam Crv	2.5800	13100.	86	42206	No
192	GOM_NL__2PRFIN20100327_145102_000000472088_00068_42206_1690.N1	27-MAR-2010 14:51:02	Bright	47.000	121	29Gam Vir	2.7400	7200.0	94	42206	No
193	GOM_NL__2PRFIN20100327_145539_000000432088_00068_42206_1691.N1	27-MAR-2010 14:55:39	Bright	42.500	62	94Bet Leo	2.1360	9700.0	85	42206	No
194	GOM_NL__2PRFIN20100327_145709_000000382088_00068_42206_1692.N1	27-MAR-2010 14:57:09	Bright	38.000	96	68Del Leo	2.5600	9300.0	76	42206	No
195	GOM_NL__2PRFIN20100327_150402_000000392088_00068_42206_1693.N1	27-MAR-2010 15:04:02	Bright	39.000	174	52Psi UMa	3.0040	4400.0	78	42206	No
196	GOM_NL__2PRFIN20100327_150721_000000362088_00068_42206_1694.N1	27-MAR-2010 15:07:21	Bright	35.500	82	48Bet UMa	2.3650	10600.	71	42206	No
197	GOM_NL__2PRFIN20100327_150853_000000412088_00068_42206_1695.N1	27-MAR-2010 15:08:53	Bright	40.500	36	50Alp UMa	1.8000	6300.0	81	42206	No
198	GOM_NL__2PRFIN20100327_151529_000000412088_00068_42206_1696.N1	27-MAR-2010 15:15:29	Bright	41.000	60	7Bet UMi	2.0810	3950.0	82	42206	No
199	GOM_NL__2PRFIN20100327_152434_000000372088_00068_42206_1697.N1	27-MAR-2010 15:24:34	Bright	37.000	89	5Alp Cep	2.4510	8000.0	74	42206	No
200	GOM_NL__2PRFIN20100327_152937_000000522088_00068_42206_1698.N1	27-MAR-2010 15:29:37	Bright	51.500	144	18Del Cyg	2.8600	11000.	103	42206	No
201	GOM_NL__2PRFIN20100327_153121_000000432088_00068_42206_1699.N1	27-MAR-2010 15:31:21	Bright	43.000	66	37Gam Cyg	2.2080	5900.0	86	42206	No
202	GOM_NL__2PRFIN20100327_153316_000000412088_00068_42206_1700.N1	27-MAR-2010 15:33:16	Bright	41.000	92	53Eps Cyg	2.5000	4500.0	82	42206	No
203	GOM_NL__2PRFIN20100327_154242_000000592088_00068_42206_1701.N1	27-MAR-2010 15:42:42	Dark	59.000	11	53Alp Aql	0.76500	8000.0	118	42206	No
204	GOM_NL__2PRFIN20100327_155615_000000582088_00068_42206_1702.N1	27-MAR-2010 15:56:15	Dark	57.500	57	34Sig Sgr	2.0660	26000.	115	42206	No
205	GOM_NL__2PRFIN20100327_155951_000000532088_00068_42206_1703.N1	27-MAR-2010 15:59:51	Dark	52.500	38	20Eps Sgr	1.8360	11000.	105	42206	No
206	GOM_NL__2PRFIN20100327_160358_000000552088_00069_42207_1691.N1	27-MAR-2010 16:03:58	Dark	55.000	25	35Lam Sco	1.6200	28000.	110	42207	No
207	GOM_NL__2PRFIN20100327_160807_000000382088_00069_42207_1692.N1	27-MAR-2010 16:08:07	Dark	38.000	134	Bet TrA	2.8100	6600.0	76	42207	No
208	GOM_NL__2PRFIN20100327_161049_000000442088_00069_42207_1693.N1	27-MAR-2010 16:10:49	Dark	44.000	4	Alp1Cen	-0.010000	5800.0	88	42207	No
209	GOM_NL__2PRFIN20100327_161322_000000452088_00069_42207_1694.N1	27-MAR-2010 16:13:22	Straylight	44.500	78	Alp Lup	2.3040	28000.	89	42207	No
210	GOM_NL__2PRFIN20100327_161457_000000482088_00069_42207_1695.N1	27-MAR-2010 16:14:57	Straylight	47.500	81	Eta Cen	2.3560	28000.	95	42207	No
211	GOM_NL__2PRFIN20100327_161748_000000562088_00069_42207_1696.N1	27-MAR-2010 16:17:48	Straylight	56.000	54	5The Cen	2.0550	4500.0	112	42207	No
212	GOM_NL__2PRFIN20100327_162412_000000452088_00069_42207_1697.N1	27-MAR-2010 16:24:12	Straylight	45.000	106	9Bet Crv	2.6480	5600.0	90	42207	No
213	GOM_NL__2PRFIN20100327_162614_000000442088_00069_42207_1698.N1	27-MAR-2010 16:26:14	Twilight_and_stray	43.500	100	4Gam Crv	2.5800	13100.	87	42207	No
214	GOM_NL__2PRFIN20100327_163138_000000492088_00069_42207_1699.N1	27-MAR-2010 16:31:38	Bright	48.500	121	29Gam Vir	2.7400	7200.0	97	42207	No
215	GOM_NL__2PRFIN20100327_163615_000000412088_00069_42207_1700.N1	27-MAR-2010 16:36:15	Bright	41.000	62	94Bet Leo	2.1360	9700.0	82	42207	No
216	GOM_NL__2PRFIN20100327_163745_000000392088_00069_42207_1701.N1	27-MAR-2010 16:37:45	Bright	39.000	96	68Del Leo	2.5600	9300.0	78	42207	No
217	GOM_NL__2PRFIN20100327_164438_000000372088_00069_42207_1702.N1	27-MAR-2010 16:44:38	Bright	37.000	174	52Psi UMa	3.0040	4400.0	74	42207	No
218	GOM_NL__2PRFIN20100327_164757_000000362088_00069_42207_1703.N1	27-MAR-2010 16:47:57	Bright	36.000	82	48Bet UMa	2.3650	10600.	72	42207	No
219	GOM_NL__2PRFIN20100327_164929_000000372088_00069_42207_1704.N1	27-MAR-2010 16:49:29	Bright	37.000	36	50Alp UMa	1.8000	6300.0	74	42207	No

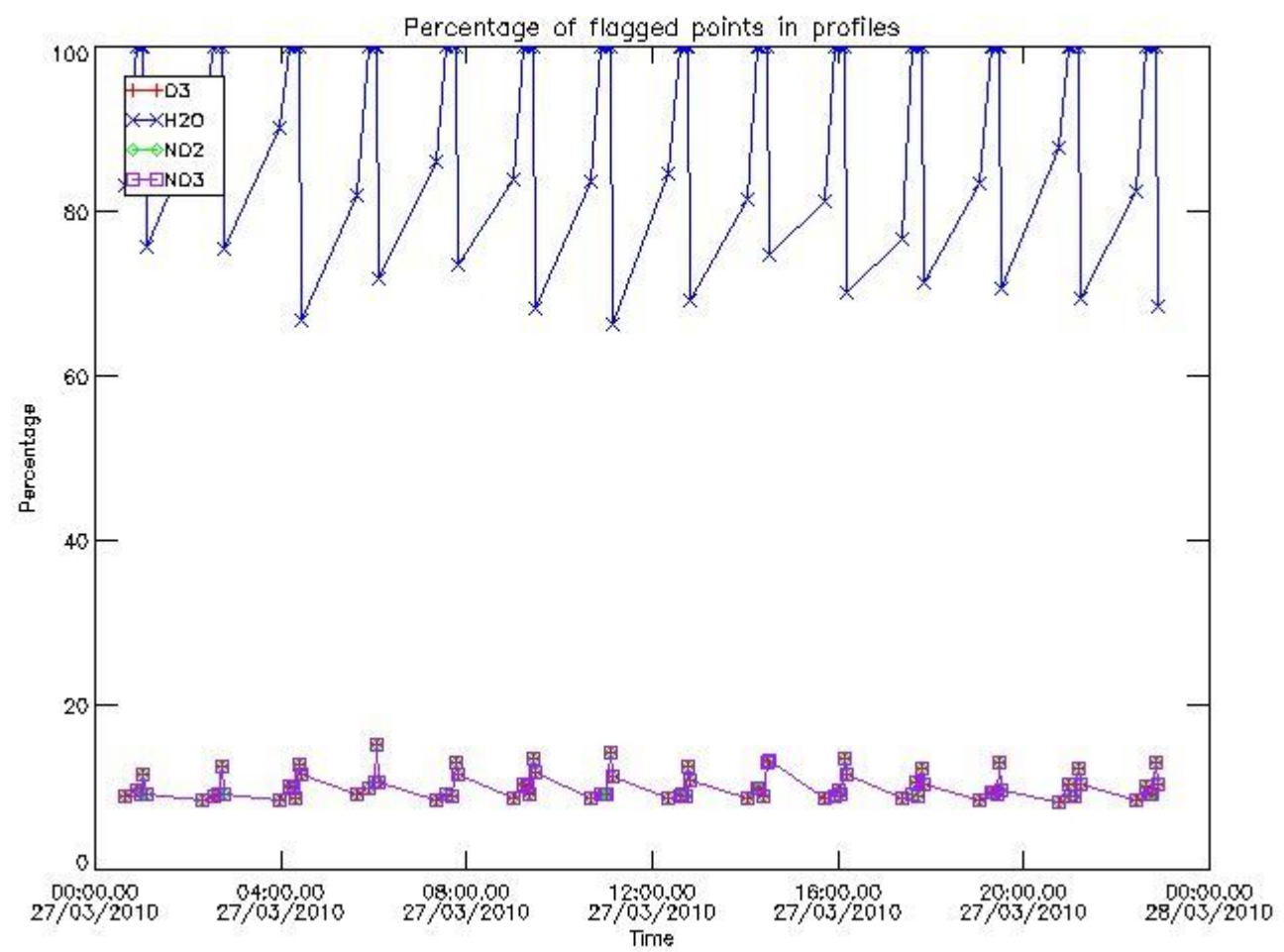
220	GOM_NL__2PRFIN20100327_165604_000000432088_00069_42207_1705.N1	27-MAR-2010 16:56:04	Bright	42.500	60	7Bet UMi	2.0810	3950.0	85	42207	No
221	GOM_NL__2PRFIN20100327_170509_000000352088_00069_42207_1706.N1	27-MAR-2010 17:05:09	Bright	35.000	89	5Alp Cep	2.4510	8000.0	70	42207	No
222	GOM_NL__2PRFIN20100327_171013_000000442088_00069_42207_1707.N1	27-MAR-2010 17:10:13	Bright	43.500	144	18Del Cyg	2.8600	11000.	87	42207	No
223	GOM_NL__2PRFIN20100327_171157_000000602088_00069_42207_1708.N1	27-MAR-2010 17:11:57	Bright	60.000	66	37Gam Cyg	2.2080	5900.0	120	42207	No
224	GOM_NL__2PRFIN20100327_171352_000000422088_00069_42207_1709.N1	27-MAR-2010 17:13:52	Bright	41.500	92	53Eps Cyg	2.5000	4500.0	83	42207	No
225	GOM_NL__2PRFIN20100327_172319_000000582088_00069_42207_1710.N1	27-MAR-2010 17:23:19	Dark	58.000	11	53Alp Aql	0.76500	8000.0	116	42207	No
226	GOM_NL__2PRFIN20100327_173652_000000562088_00069_42207_1711.N1	27-MAR-2010 17:36:52	Dark	55.500	57	34Sig Sgr	2.0660	26000.	111	42207	No
227	GOM_NL__2PRFIN20100327_174028_000000532088_00069_42207_1712.N1	27-MAR-2010 17:40:28	Dark	53.000	38	20Eps Sgr	1.8360	11000.	106	42207	No
228	GOM_NL__2PRFIN20100327_174435_000000582088_00070_42208_1705.N1	27-MAR-2010 17:44:35	Dark	57.500	25	35Lam Sco	1.6200	28000.	115	42208	No
229	GOM_NL__2PRFIN20100327_174844_000000422088_00070_42208_1706.N1	27-MAR-2010 17:48:44	Dark	41.500	134	Bet TrA	2.8100	6600.0	83	42208	No
230	GOM_NL__2PRFIN20100327_175125_000000552088_00070_42208_1707.N1	27-MAR-2010 17:51:25	Dark	54.500	4	Alp1Cen	-0.010000	5800.0	109	42208	No
231	GOM_NL__2PRFIN20100327_175359_000000462088_00070_42208_1708.N1	27-MAR-2010 17:53:59	Straylight	45.500	78	Alp Lup	2.3040	28000.	91	42208	No
232	GOM_NL__2PRFIN20100327_175534_000000472088_00070_42208_1709.N1	27-MAR-2010 17:55:34	Straylight	47.000	81	Eta Cen	2.3560	28000.	94	42208	No
233	GOM_NL__2PRFIN20100327_175825_000000562088_00070_42208_1710.N1	27-MAR-2010 17:58:25	Straylight	55.500	54	5The Cen	2.0550	4500.0	111	42208	No
234	GOM_NL__2PRFIN20100327_180448_000000482088_00070_42208_1711.N1	27-MAR-2010 18:04:48	Straylight	47.500	106	9Bet Crv	2.6480	5600.0	95	42208	No
235	GOM_NL__2PRFIN20100327_180650_000000442088_00070_42208_1712.N1	27-MAR-2010 18:06:50	Twi_and_stray	43.500	100	4Gam Crv	2.5800	13100.	87	42208	No
236	GOM_NL__2PRFIN20100327_181213_000000492088_00070_42208_1713.N1	27-MAR-2010 18:12:13	Bright	49.000	121	29Gam Vir	2.7400	7200.0	98	42208	No
237	GOM_NL__2PRFIN20100327_181651_000000412088_00070_42208_1714.N1	27-MAR-2010 18:16:51	Bright	41.000	62	94Bet Leo	2.1360	9700.0	82	42208	No
238	GOM_NL__2PRFIN20100327_181821_000000372088_00070_42208_1715.N1	27-MAR-2010 18:18:21	Bright	37.000	96	68Del Leo	2.5600	9300.0	74	42208	No
239	GOM_NL__2PRFIN20100327_182514_000000372088_00070_42208_1716.N1	27-MAR-2010 18:25:14	Bright	36.500	174	52Psi UMa	3.0040	4400.0	73	42208	No
240	GOM_NL__2PRFIN20100327_182833_000000532088_00070_42208_1717.N1	27-MAR-2010 18:28:33	Bright	53.000	82	48Bet UMa	2.3650	10600.	106	42208	No
241	GOM_NL__2PRFIN20100327_183004_000000402088_00070_42208_1718.N1	27-MAR-2010 18:30:04	Bright	39.500	36	50Alp UMa	1.8000	6300.0	79	42208	No
242	GOM_NL__2PRFIN20100327_183640_000000372088_00070_42208_1719.N1	27-MAR-2010 18:36:40	Bright	37.000	60	7Bet UMi	2.0810	3950.0	74	42208	No
243	GOM_NL__2PRFIN20100327_184546_000000372088_00070_42208_1720.N1	27-MAR-2010 18:45:46	Bright	36.500	89	5Alp Cep	2.4510	8000.0	73	42208	No
244	GOM_NL__2PRFIN20100327_185049_000000412088_00070_42208_1721.N1	27-MAR-2010 18:50:49	Bright	40.500	144	18Del Cyg	2.8600	11000.	81	42208	No
245	GOM_NL__2PRFIN20100327_185233_000000452088_00070_42208_1722.N1	27-MAR-2010 18:52:33	Bright	44.500	66	37Gam Cyg	2.2080	5900.0	89	42208	No
246	GOM_NL__2PRFIN20100327_185428_000000422088_00070_42208_1723.N1	27-MAR-2010 18:54:28	Bright	42.000	92	53Eps Cyg	2.5000	4500.0	84	42208	No
247	GOM_NL__2PRFIN20100327_190355_000000612088_00070_42208_1724.N1	27-MAR-2010 19:03:55	Dark	60.500	11	53Alp Aql	0.76500	8000.0	121	42208	No
248	GOM_NL__2PRFIN20100327_191729_000000542088_00070_42208_1725.N1	27-MAR-2010 19:17:29	Dark	54.000	57	34Sig Sgr	2.0660	26000.	108	42208	No
249	GOM_NL__2PRFIN20100327_192105_000000542088_00070_42208_1726.N1	27-MAR-2010 19:21:05	Dark	54.000	38	20Eps Sgr	1.8360	11000.	108	42208	No
250	GOM_NL__2PRFIN20100327_192512_000000552088_00071_42209_1713.N1	27-MAR-2010 19:25:12	Dark	55.000	25	35Lam Sco	1.6200	28000.	110	42209	No
251	GOM_NL__2PRFIN20100327_192920_000000402088_00071_42209_1714.N1	27-MAR-2010 19:29:20	Dark	39.500	134	Bet TrA	2.8100	6600.0	79	42209	No
252	GOM_NL__2PRFIN20100327_193202_000000532088_00071_42209_1715.N1	27-MAR-2010 19:32:02	Dark	53.000	4	Alp1Cen	-0.010000	5800.0	106	42209	No
253	GOM_NL__2PRFIN20100327_193435_000000462088_00071_42209_1716.N1	27-MAR-2010 19:34:35	Straylight	45.500	78	Alp Lup	2.3040	28000.	91	42209	No
254	GOM_NL__2PRFIN20100327_193611_000000522088_00071_42209_1717.N1	27-MAR-2010 19:36:11	Straylight	52.000	81	Eta Cen	2.3560	28000.	104	42209	No
255	GOM_NL__2PRFIN20100327_193902_000000542088_00071_42209_1718.N1	27-MAR-2010 19:39:02	Straylight	54.000	54	5The Cen	2.0550	4500.0	108	42209	No
256	GOM_NL__2PRFIN20100327_194524_000000472088_00071_42209_1719.N1	27-MAR-2010 19:45:24	Straylight	47.000	106	9Bet Crv	2.6480	5600.0	94	42209	No
257	GOM_NL__2PRFIN20100327_194727_000000432088_00071_42209_1720.N1	27-MAR-2010 19:47:27	Twi_and_stray	43.000	100	4Gam Crv	2.5800	13100.	86	42209	No
258	GOM_NL__2PRFIN20100327_195249_000000492088_00071_42209_1721.N1	27-MAR-2010 19:52:49	Bright	48.500	121	29Gam Vir	2.7400	7200.0	97	42209	No
259	GOM_NL__2PRFIN20100327_195727_000000402088_00071_42209_1722.N1	27-MAR-2010 19:57:27	Bright	40.000	62	94Bet Leo	2.1360	9700.0	80	42209	No
260	GOM_NL__2PRFIN20100327_195857_000000542088_00071_42209_1723.N1	27-MAR-2010 19:58:57	Bright	54.000	96	68Del Leo	2.5600	9300.0	108	42209	No
261	GOM_NL__2PRFIN20100327_200550_000000362088_00071_42209_1724.N1	27-MAR-2010 20:05:50	Bright	36.000	174	52Psi UMa	3.0040	4400.0	72	42209	No
262	GOM_NL__2PRFIN20100327_200909_000000372088_00071_42209_1725.N1	27-MAR-2010 20:09:09	Bright	36.500	82	48Bet UMa	2.3650	10600.	73	42209	No
263	GOM_NL__2PRFIN20100327_201040_000000402088_00071_42209_1726.N1	27-MAR-2010 20:10:40	Bright	40.000	36	50Alp UMa	1.8000	6300.0	80	42209	No
264	GOM_NL__2PRFIN20100327_201715_000000382088_00071_42209_1727.N1	27-MAR-2010 20:17:15	Bright	37.500	60	7Bet UMi	2.0810	3950.0	75	42209	No
265	GOM_NL__2PRFIN20100327_202622_000000362088_00071_42209_1728.N1	27-MAR-2010 20:26:22	Bright	35.500	89	5Alp Cep	2.4510	8000.0	71	42209	No
266	GOM_NL__2PRFIN20100327_203124_000000462088_00071_42209_1729.N1	27-MAR-2010 20:31:24	Bright	46.000	144	18Del Cyg	2.8600	11000.	92	42209	No
267	GOM_NL__2PRFIN20100327_203309_000000442088_00071_42209_1730.N1	27-MAR-2010 20:33:09	Bright	44.000	66	37Gam Cyg	2.2080	5900.0	88	42209	No
268	GOM_NL__2PRFIN20100327_203504_000000402088_00071_42209_1731.N1	27-MAR-2010 20:35:04	Bright	39.500	92	53Eps Cyg	2.5000	4500.0	79	42209	No
269	GOM_NL__2PRFIN20100327_204432_000000622088_00071_42209_1732.N1	27-MAR-2010 20:44:32	Dark	61.500	11	53Alp Aql	0.76500	8000.0	123	42209	No
270	GOM_NL__2PRFIN20100327_205806_000000502088_00071_42209_1733.N1	27-MAR-2010 20:58:06	Dark	49.500	57	34Sig Sgr	2.0660	26000.	99	42209	No
271	GOM_NL__2PRFIN20100327_210142_000000572088_00071_42209_1734.N1	27-MAR-2010 21:01:42	Dark	57.000	38	20Eps Sgr	1.8360	11000.	114	42209	No
272	GOM_NL__2PRFIN20100327_210550_000000572088_00072_42210_1741.N1	27-MAR-2010 21:05:50	Dark	56.500	25	35Lam Sco	1.6200	28000.	113	42210	No
273	GOM_NL__2PRFIN20100327_210957_000000422088_00072_42210_1742.N1	27-MAR-2010 21:09:57	Dark	41.500	134	Bet TrA	2.8100	6600.0	83	42210	No
274	GOM_NL__2PRFIN20100327_211238_000000502088_00072_42210_1743.N1	27-MAR-2010 21:12:38	Dark	49.500	4	Alp1Cen	-0.010000	5800.0	99	42210	No
275	GOM_NL__2PRFIN20100327_211512_000000502088_00072_42210_1744.N1	27-MAR-2010 21:15:12	Straylight	49.500	78	Alp Lup	2.3040	28000.	99	42210	No
276	GOM_NL__2PRFIN20100327_211647_000000492088_00072_42210_1745.N1	27-MAR-2010 21:16:47	Straylight	49.000	81	Eta Cen	2.3560	28000.	98	42210	No
277	GOM_NL__2PRFIN20100327_211938_000000542088_00072_42210_1746.N1	27-MAR-2010 21:19:38	Straylight	53.500	54	5The Cen	2.0550	4500.0	107	42210	No
278	GOM_NL__2PRFIN20100327_212600_000000482088_00072_42210_1747.N1	27-MAR-2010 21:26:00	Straylight	47.500	106	9Bet Crv	2.6480	5600.0	95	42210	No

279	GOM_NL__2PRFIN20100327_212803_000000452088_00072_42210_1748.N1	27-MAR-2010 21:28:03	Twilight	44.500	100	4Gam Crv	2.5800	13100.	89	42210	No
280	GOM_NL__2PRFIN20100327_213325_000000472088_00072_42210_1749.N1	27-MAR-2010 21:33:25	Bright	47.000	121	29Gam Vir	2.7400	7200.0	94	42210	No
281	GOM_NL__2PRFIN20100327_213802_000000422088_00072_42210_1750.N1	27-MAR-2010 21:38:02	Bright	41.500	62	94Bet Leo	2.1360	9700.0	83	42210	No
282	GOM_NL__2PRFIN20100327_213932_000000372088_00072_42210_1751.N1	27-MAR-2010 21:39:32	Bright	37.000	96	68Del Leo	2.5600	9300.0	74	42210	No
283	GOM_NL__2PRFIN20100327_214625_000000392088_00072_42210_1752.N1	27-MAR-2010 21:46:25	Bright	38.500	174	52Psi UMa	3.0040	4400.0	77	42210	No
284	GOM_NL__2PRFIN20100327_214944_000000372088_00072_42210_1753.N1	27-MAR-2010 21:49:44	Bright	37.000	82	48Bet UMa	2.3650	10600.	74	42210	No
285	GOM_NL__2PRFIN20100327_215116_000000392088_00072_42210_1754.N1	27-MAR-2010 21:51:16	Bright	38.500	36	50Alp UMa	1.8000	6300.0	77	42210	No
286	GOM_NL__2PRFIN20100327_215751_000000432088_00072_42210_1755.N1	27-MAR-2010 21:57:51	Bright	42.500	60	7Bet UMi	2.0810	3950.0	85	42210	No
287	GOM_NL__2PRFIN20100327_220658_000000382088_00072_42210_1756.N1	27-MAR-2010 22:06:58	Bright	38.000	89	5Alp Cep	2.4510	8000.0	76	42210	No
288	GOM_NL__2PRFIN20100327_221200_000000442088_00072_42210_1757.N1	27-MAR-2010 22:12:00	Bright	44.000	144	18Del Cyg	2.8600	11000.	88	42210	No
289	GOM_NL__2PRFIN20100327_221345_000000422088_00072_42210_1758.N1	27-MAR-2010 22:13:45	Bright	42.000	66	37Gam Cyg	2.2080	5900.0	84	42210	No
290	GOM_NL__2PRFIN20100327_221540_000000412088_00072_42210_1759.N1	27-MAR-2010 22:15:40	Bright	40.500	92	53Eps Cyg	2.5000	4500.0	81	42210	No
291	GOM_NL__2PRFIN20100327_222508_000000602088_00072_42210_1760.N1	27-MAR-2010 22:25:08	Dark	60.000	11	53Alp Aql	0.76500	8000.0	120	42210	No
292	GOM_NL__2PRFIN20100327_223843_000000512088_00072_42210_1761.N1	27-MAR-2010 22:38:43	Dark	50.500	57	34Sig Sgr	2.0660	26000.	101	42210	No
293	GOM_NL__2PRFIN20100327_224219_000000562088_00072_42210_1762.N1	27-MAR-2010 22:42:19	Dark	56.000	38	20Eps Sgr	1.8360	11000.	112	42210	No
294	GOM_NL__2PRFIN20100327_224627_000000562088_00073_42211_1749.N1	27-MAR-2010 22:46:27	Dark	55.500	25	35Lam Sco	1.6200	28000.	111	42211	No
295	GOM_NL__2PRFIN20100327_225033_000000392088_00073_42211_1750.N1	27-MAR-2010 22:50:33	Dark	39.000	134	Bet TrA	2.8100	6600.0	78	42211	No
296	GOM_NL__2PRFIN20100327_225314_000000502088_00073_42211_1751.N1	27-MAR-2010 22:53:14	Dark	49.500	4	Alp1Cen	-0.010000	5800.0	99	42211	No
297	GOM_NL__2PRFIN20100327_225549_000000472088_00073_42211_1752.N1	27-MAR-2010 22:55:49	Straylight	47.000	78	Alp Lup	2.3040	28000.	94	42211	No
298	GOM_NL__2PRFIN20100327_225724_000000492088_00073_42211_1753.N1	27-MAR-2010 22:57:24	Straylight	48.500	81	Eta Cen	2.3560	28000.	97	42211	No
299	GOM_NL__2PRFIN20100327_230015_000000542088_00073_42211_1754.N1	27-MAR-2010 23:00:15	Straylight	54.000	54	5The Cen	2.0550	4500.0	108	42211	No
300	GOM_NL__2PRFIN20100327_230636_000000472088_00073_42211_1755.N1	27-MAR-2010 23:06:36	Straylight	47.000	106	9Bet Crv	2.6480	5600.0	94	42211	No
301	GOM_NL__2PRFIN20100327_230838_000000452088_00073_42211_1756.N1	27-MAR-2010 23:08:38	Twilight	45.000	100	4Gam Crv	2.5800	13100.	90	42211	No
302	GOM_NL__2PRFIN20100327_231401_000000482088_00073_42211_1757.N1	27-MAR-2010 23:14:01	Bright	47.500	121	29Gam Vir	2.7400	7200.0	95	42211	No
303	GOM_NL__2PRFIN20100327_231838_000000422088_00073_42211_1758.N1	27-MAR-2010 23:18:38	Bright	41.500	62	94Bet Leo	2.1360	9700.0	83	42211	No
304	GOM_NL__2PRFIN20100327_232008_000000392088_00073_42211_1759.N1	27-MAR-2010 23:20:08	Bright	39.000	96	68Del Leo	2.5600	9300.0	78	42211	No
305	GOM_NL__2PRFIN20100327_232701_000000382088_00073_42211_1760.N1	27-MAR-2010 23:27:01	Bright	38.000	174	52Psi UMa	3.0040	4400.0	76	42211	No
306	GOM_NL__2PRFIN20100327_233020_000000372088_00073_42211_1761.N1	27-MAR-2010 23:30:20	Bright	36.500	82	48Bet UMa	2.3650	10600.	73	42211	No
307	GOM_NL__2PRFIN20100327_233152_000000362088_00073_42211_1762.N1	27-MAR-2010 23:31:52	Bright	35.500	36	50Alp UMa	1.8000	6300.0	71	42211	No
308	GOM_NL__2PRFIN20100327_233827_000000372088_00073_42211_1763.N1	27-MAR-2010 23:38:27	Bright	37.000	60	7Bet UMi	2.0810	3950.0	74	42211	No
309	GOM_NL__2PRFIN20100327_234733_000000542088_00073_42211_1764.N1	27-MAR-2010 23:47:33	Bright	54.000	89	5Alp Cep	2.4510	8000.0	108	42211	No
310	GOM_NL__2PRFIN20100327_235236_000000432088_00073_42211_1765.N1	27-MAR-2010 23:52:36	Bright	42.500	144	18Del Cyg	2.8600	11000.	85	42211	No
311	GOM_NL__2PRFIN20100327_235421_000000392088_00073_42211_1766.N1	27-MAR-2010 23:54:21	Bright	39.000	66	37Gam Cyg	2.2080	5900.0	78	42211	No
312	GOM_NL__2PRFIN20100327_235616_000000422088_00073_42211_1767.N1	27-MAR-2010 23:56:16	Bright	42.000	92	53Eps Cyg	2.5000	4500.0	84	42211	No

### 3. Quality information per product

In this section it is plotted some information contained in the Quality Summary data set of the level 2 products. Only products in dark limb conditions and without errors (error flag in the MPH set to "0") are used.


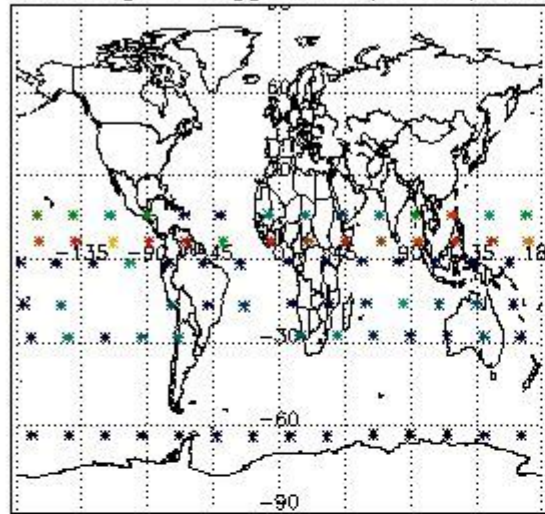
#### 3.1 Plot quality information per product (time dependant)



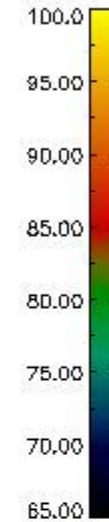
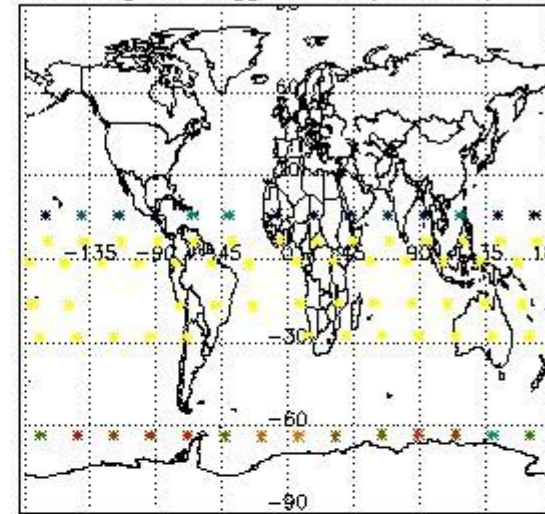
*3.2 Plot quality information per product (world map)*




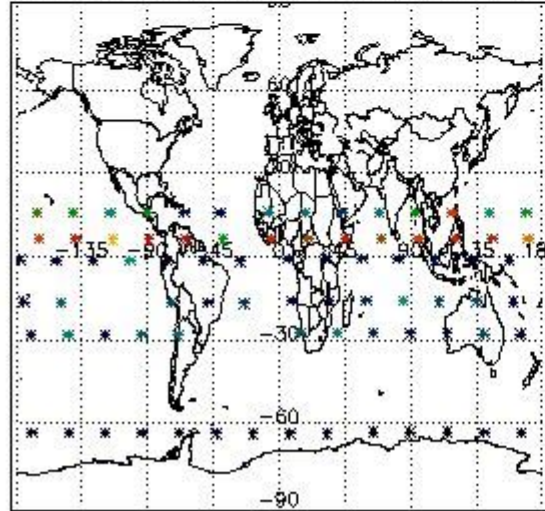
Percentage of flagged data per O3 profile



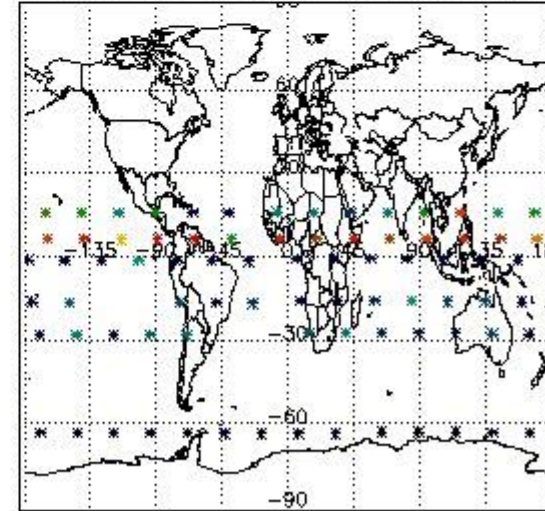
Percentage of flagged data per H2O profile



Percentage of flagged data per NO2 profile



Percentage of flagged data per NO3 profile

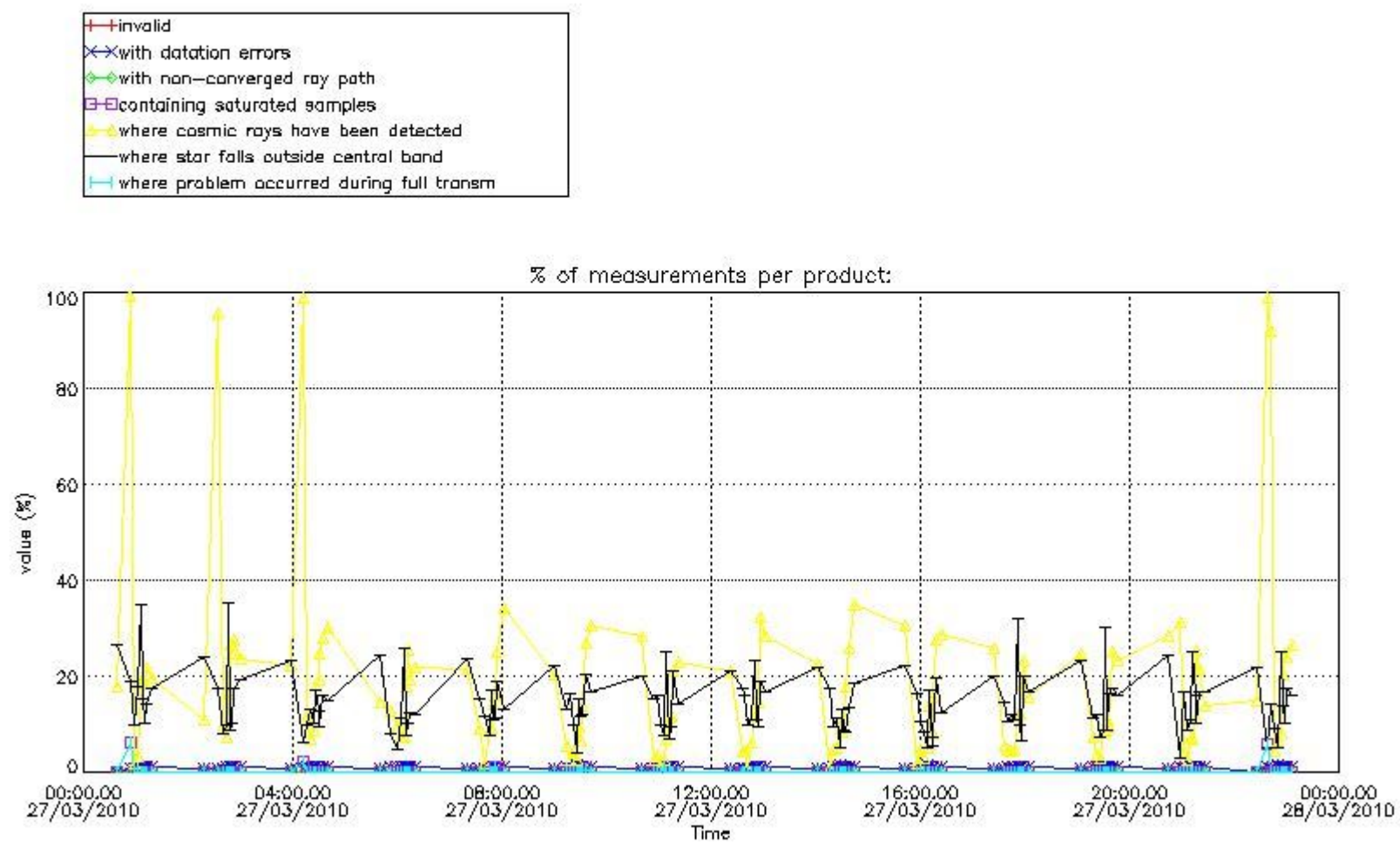


#### 4. Level 1 quality information per product

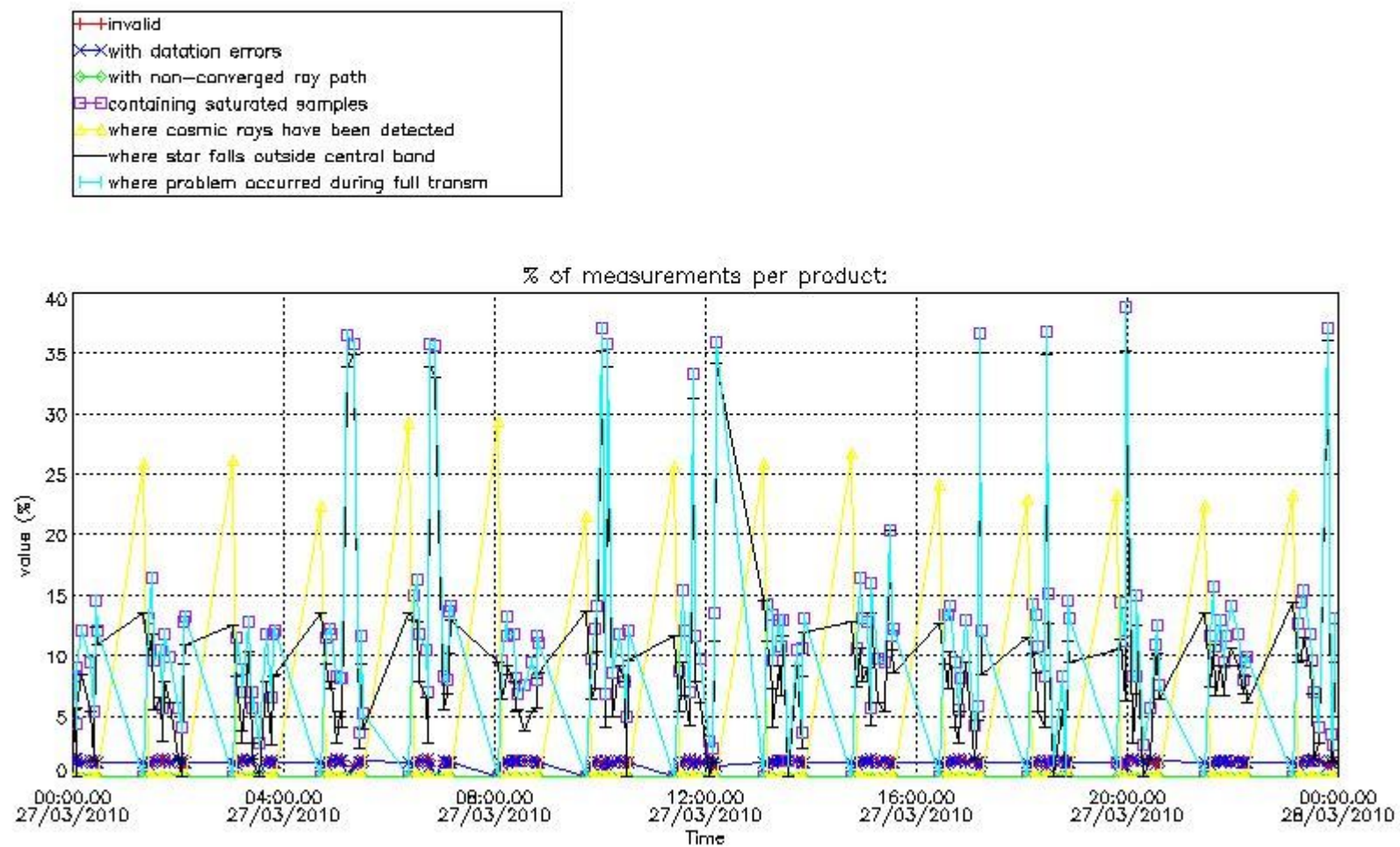
In this section it is plotted some information contained in the Quality Summary data set of the level 2 products that comes from the level 1b processing. Products without errors (error flag in the MPH set to "0") are used.

##### 4.1 Plot quality information per product (time dependant) coming from level 1b processing

###### 4.1.1 Plot level 1 quality information per product (time dependant): ENVISAT ASCENDING passes

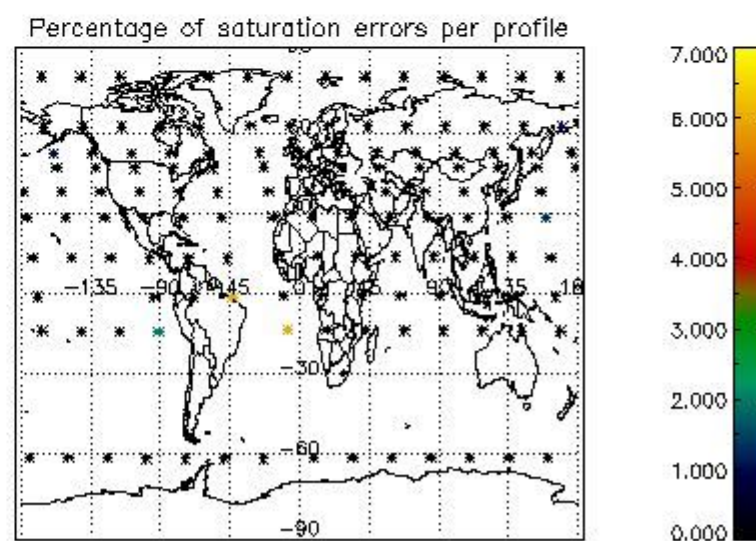
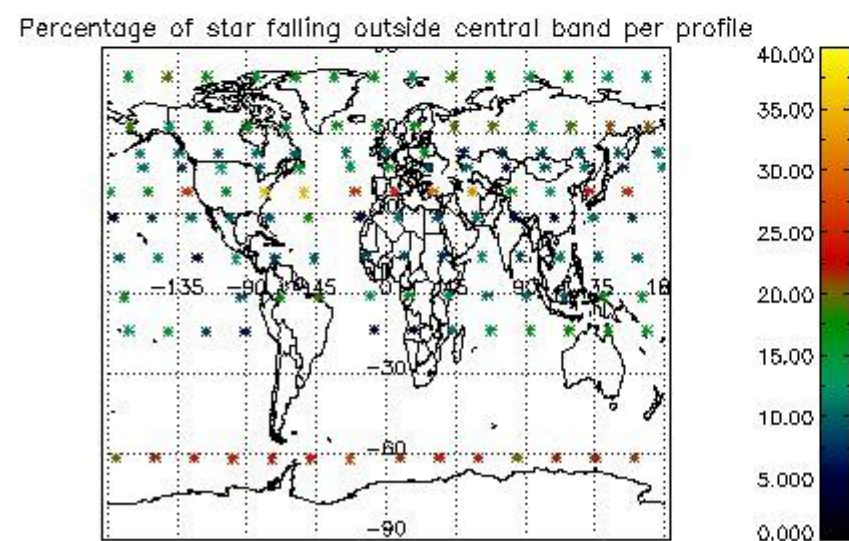
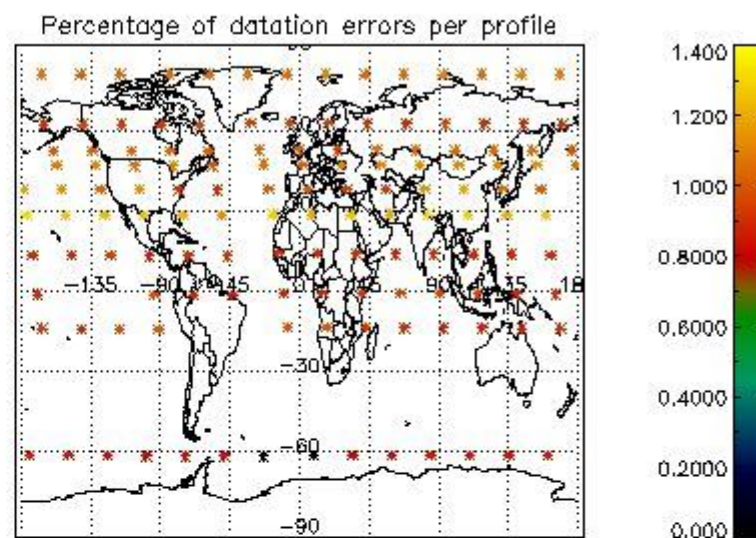
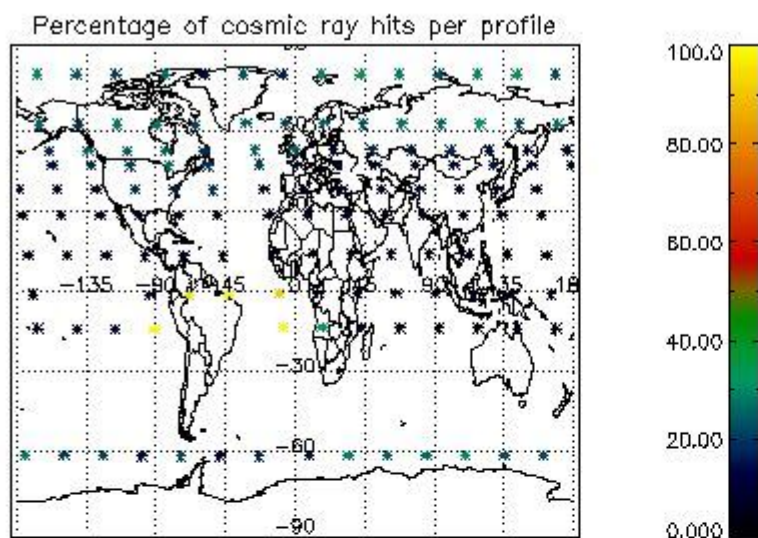


4.1.2 Plot level 1 quality information per product (time dependant): ENVI SAT DESCENDING passes

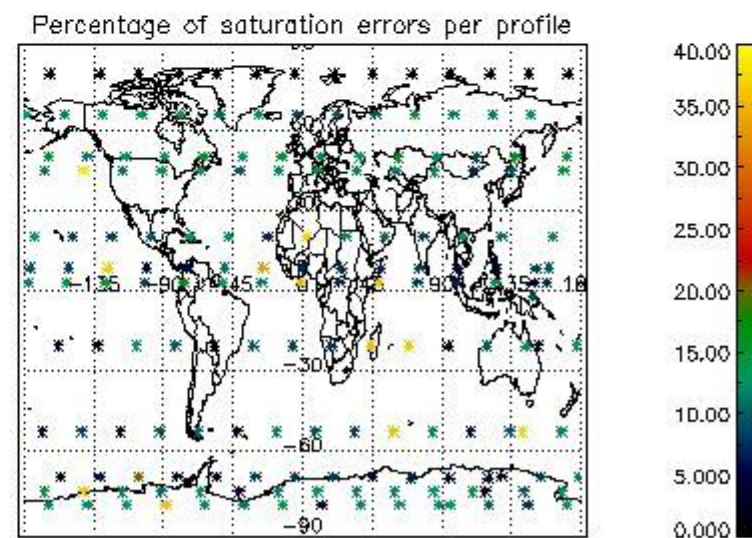
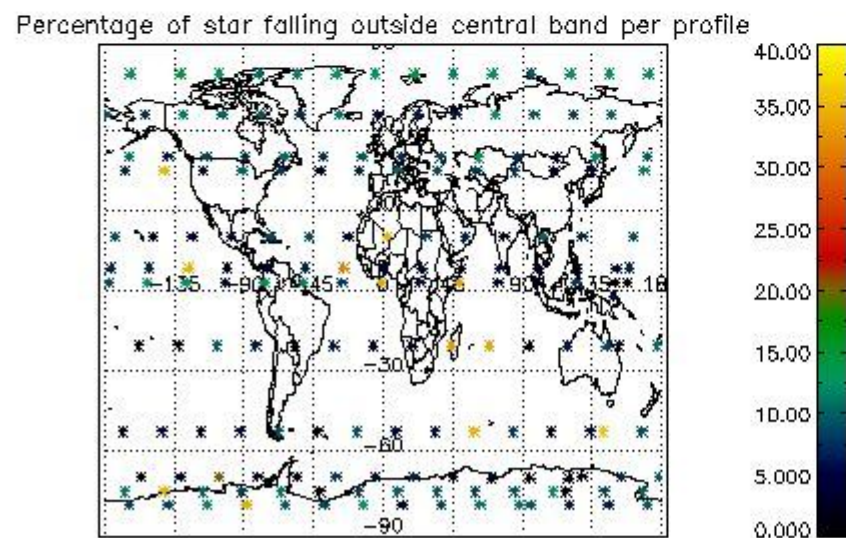
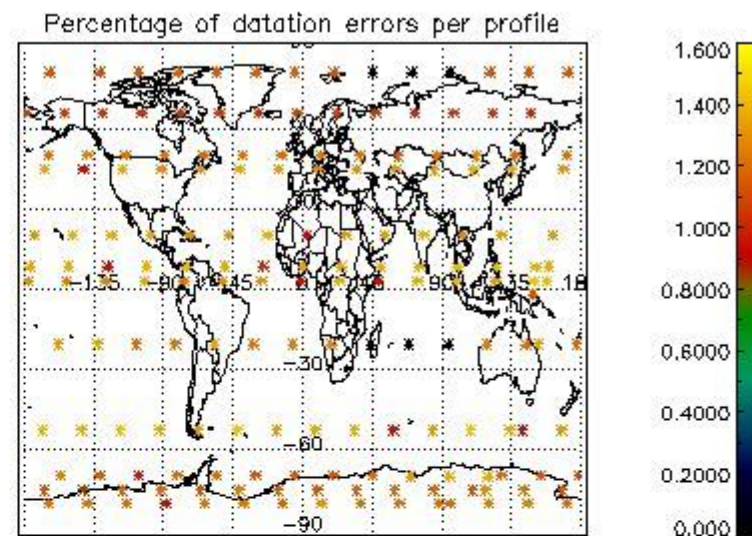
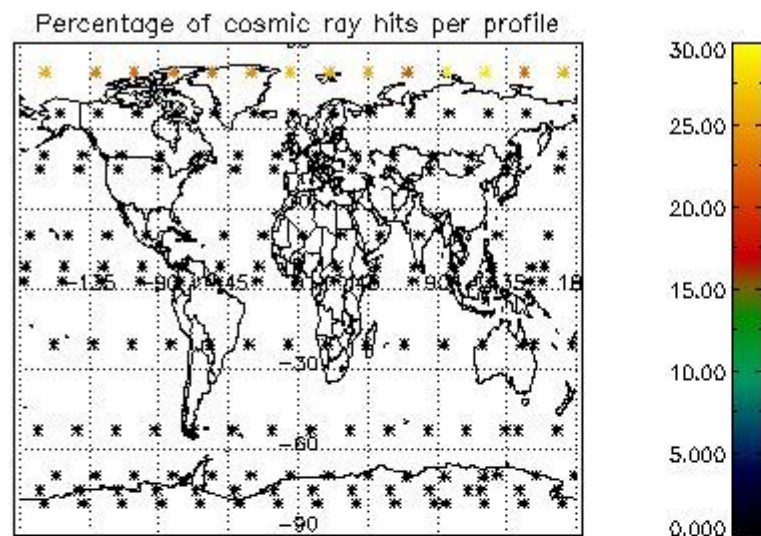


4.2 Plot quality information per product coming from level 1b processing (world map)

4.2.1 Plot level 1 quality information per product (world map): ENVISAT ASCENDING passes



4.2.2 Plot level 1 quality information per product (world map): ENVISAT DESCENDING passes



## 5. Trace gas profiles

### 5.1 Ozone statistics based on quality of products

The final quality of the products can be "measured" using the STD (Standard Deviation) attached to every point profile. This information is written to the parameter GOM\_NL\_\_2P/NL\_LOCAL\_SPECIES\_DENSITY/o3\_std of the level 2 products. The table below shows the statistics for given STD ranges.

The statistics are given with respect to the overall valid production:

- Products without fatal errors: GOM\_NL\_\_2P/MPH/PRODUCT\_ERR=0
- Valid point profile: GOM\_NL\_\_2P/NL\_LOCAL\_SPECIES\_DENSITY/pcd(0)=0

The 'Criteria' is applied to valid points of dark limb products:

- Products in dark limb illumination condition: GOM\_NL\_\_2P/NL\_SUMMARY\_QUALITY/obs\_ill\_cond=0
- Products without fatal errors: GOM\_NL\_\_2P/MPH/PRODUCT\_ERR=0
- Valid point profile: GOM\_NL\_\_2P/NL\_LOCAL\_SPECIES\_DENSITY/pcd(0)=0

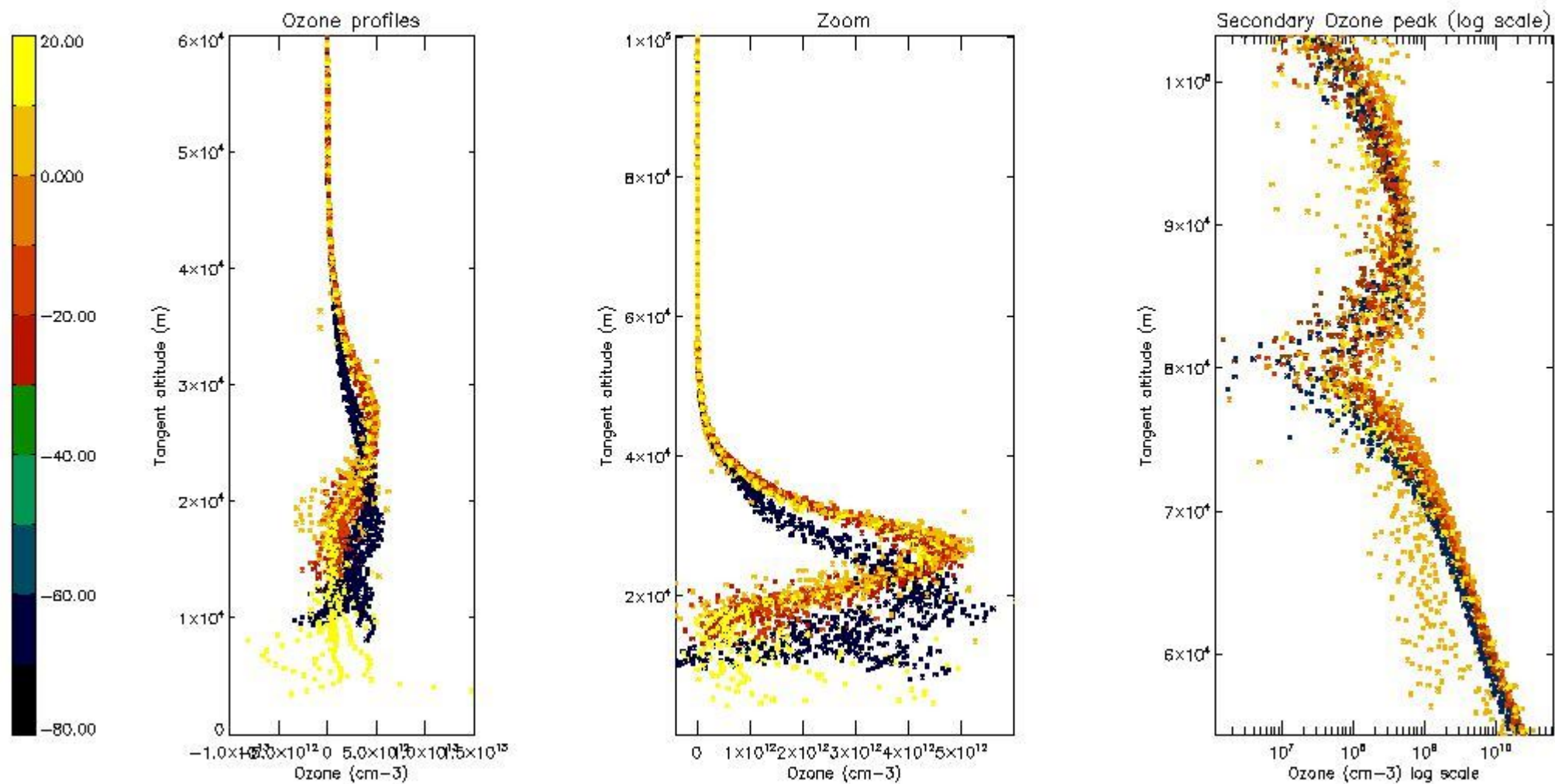
So, the table below shows the percentage of dark limb and valid observations for each criteria with respect to the overall valid daily observations.

Criteria	% of total production
All STD	30
STD < 20	18

STD < 10	15
STD < 5	12

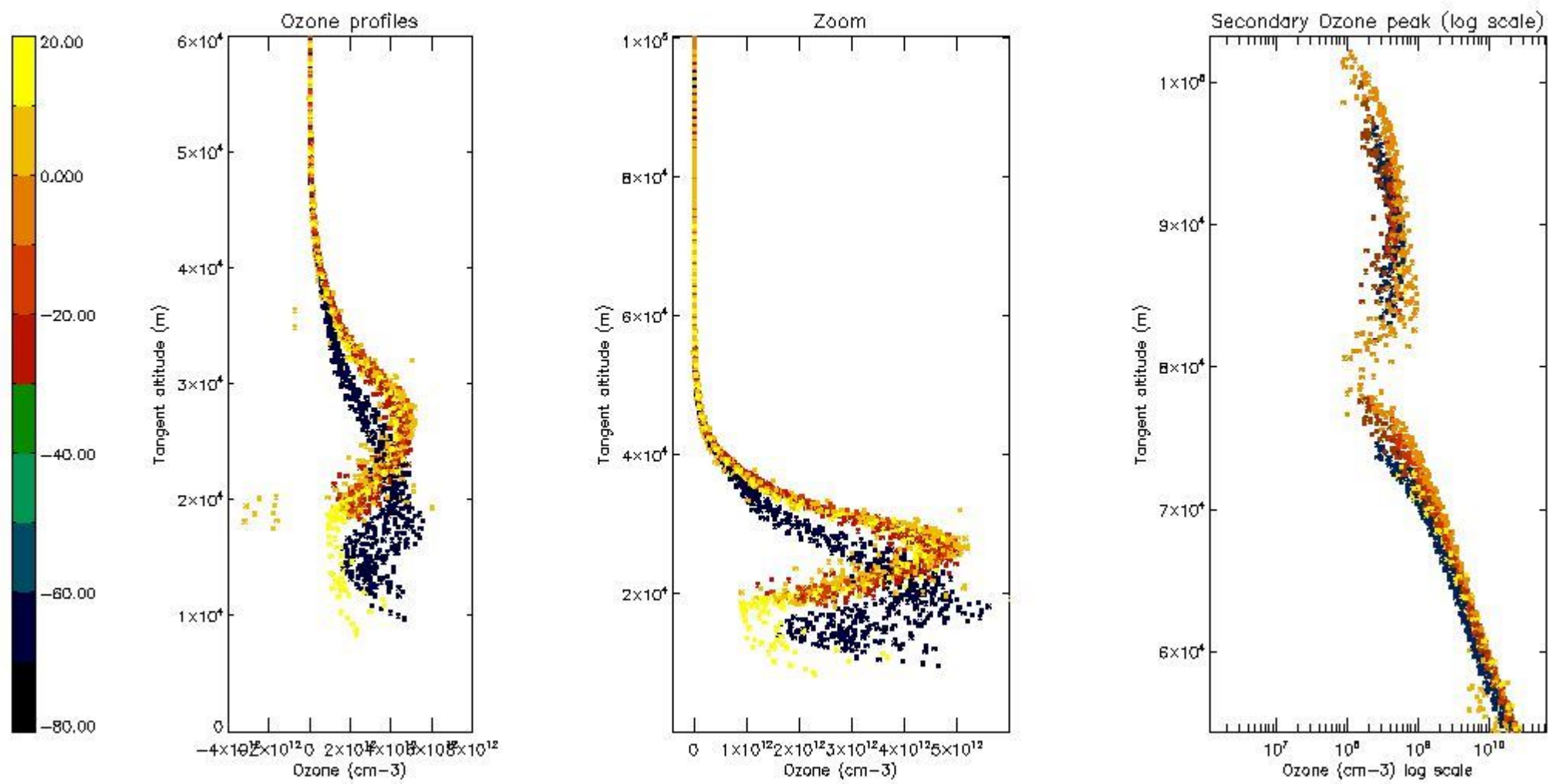
5.2 Plot ozone profiles for all STD (dark without errors)

The colorbar represents the latitude.



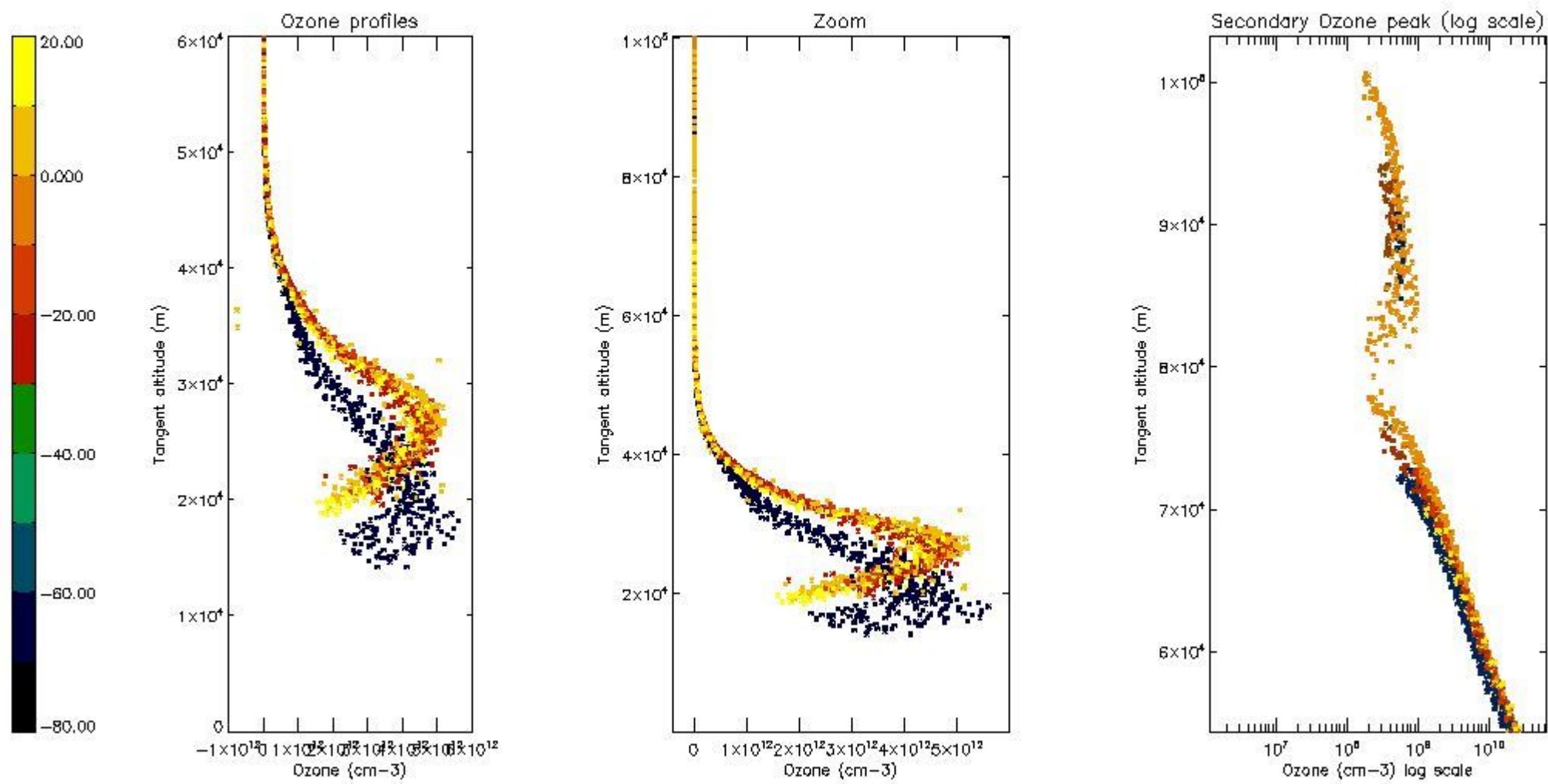
5.3 Plot ozone profiles where STD < 20% (dark without errors)

The colorbar represents the latitude.



*5.4 Plot ozone profiles where STD < 10% (dark without errors)*

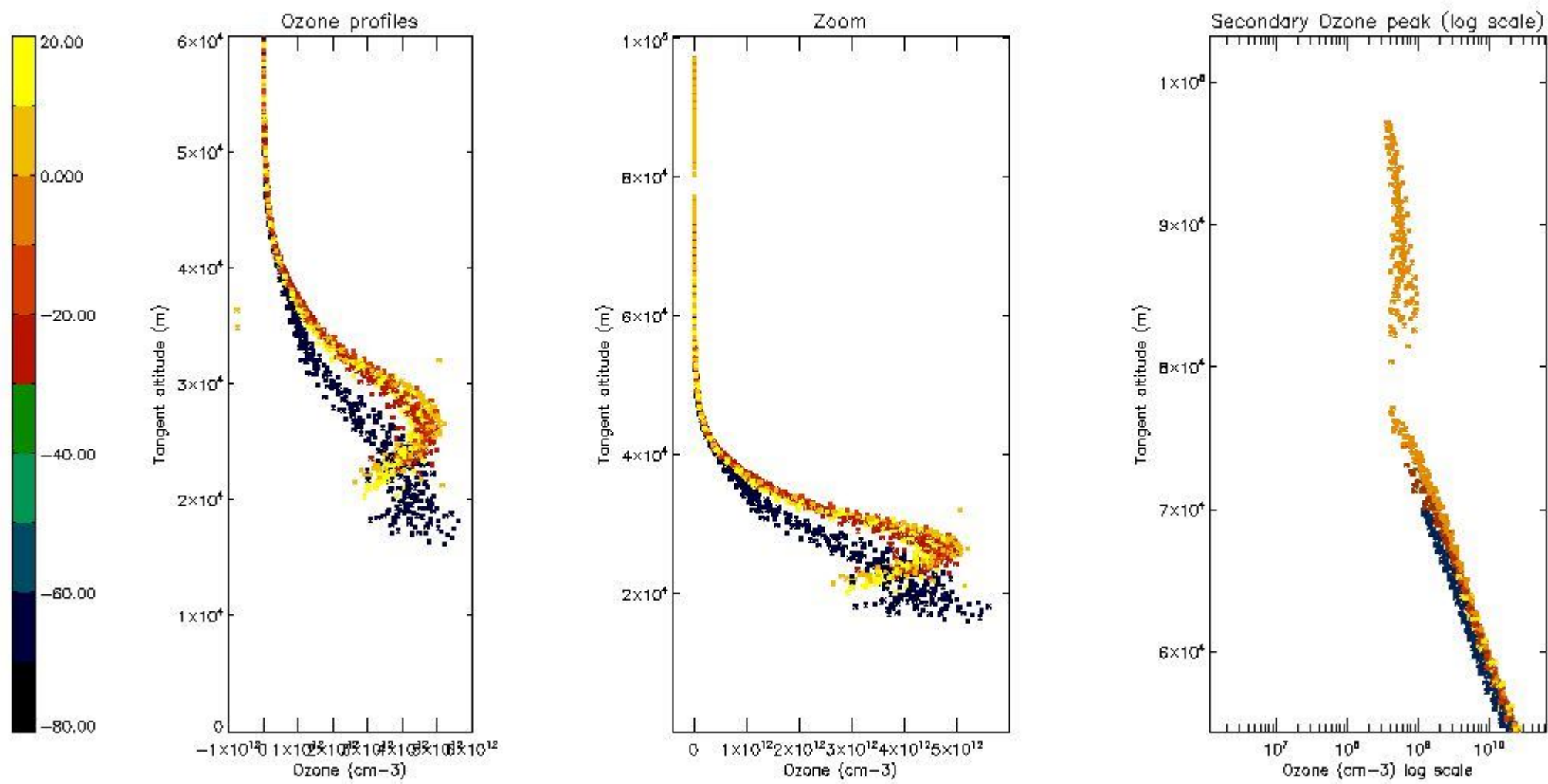
The colorbar represents the latitude.



*5.5 Plot ozone profiles where STD < 5% (dark without errors)*

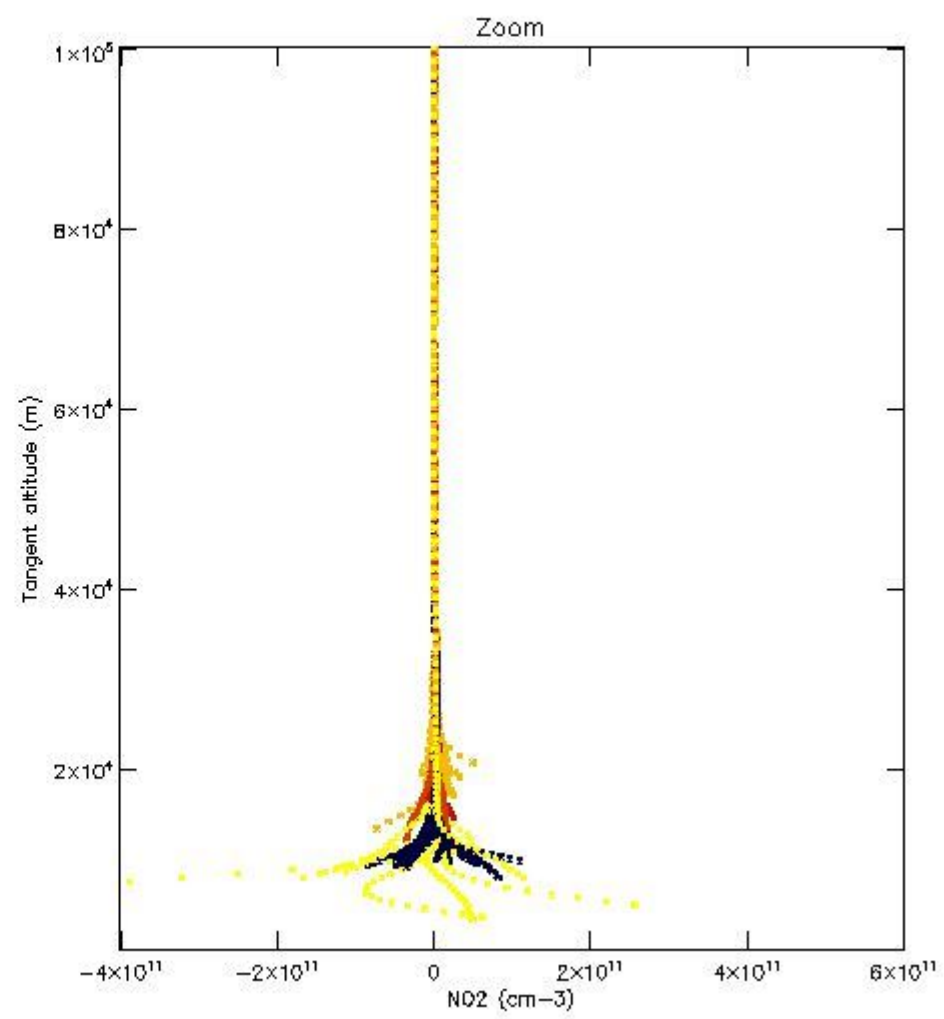
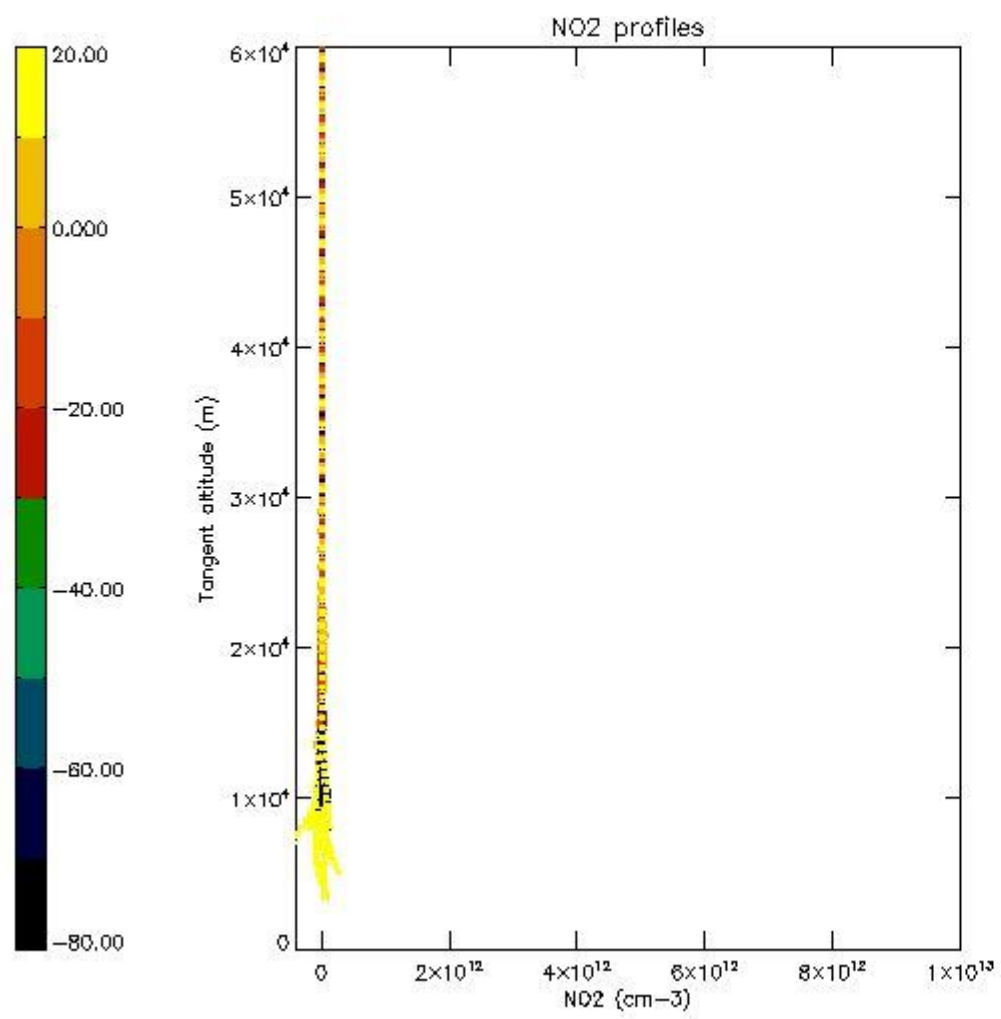
The colorbar represents the latitude.





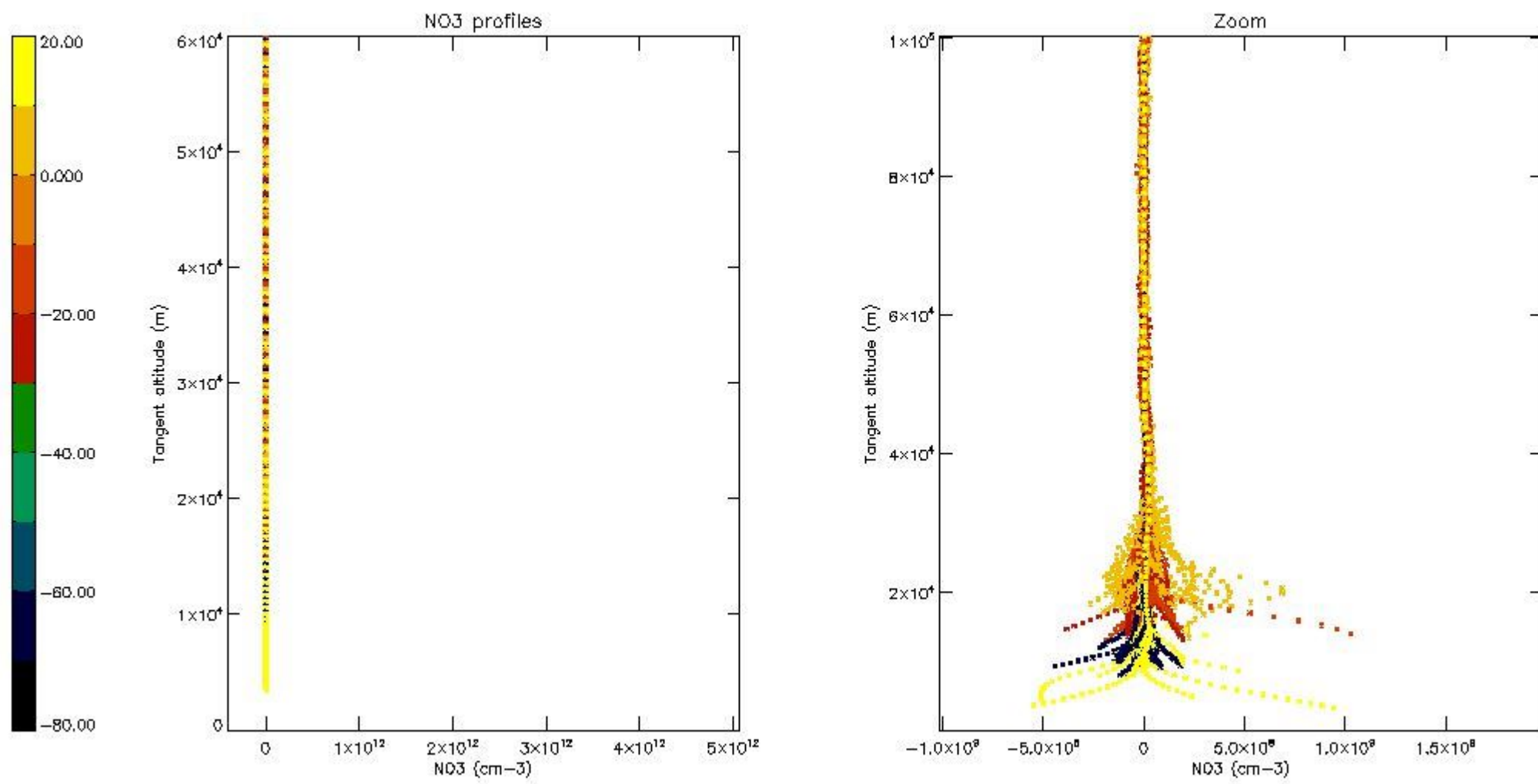
*5.6 Plot NO<sub>2</sub> profiles for all STD (dark without errors)*

The colorbar represents the latitude.



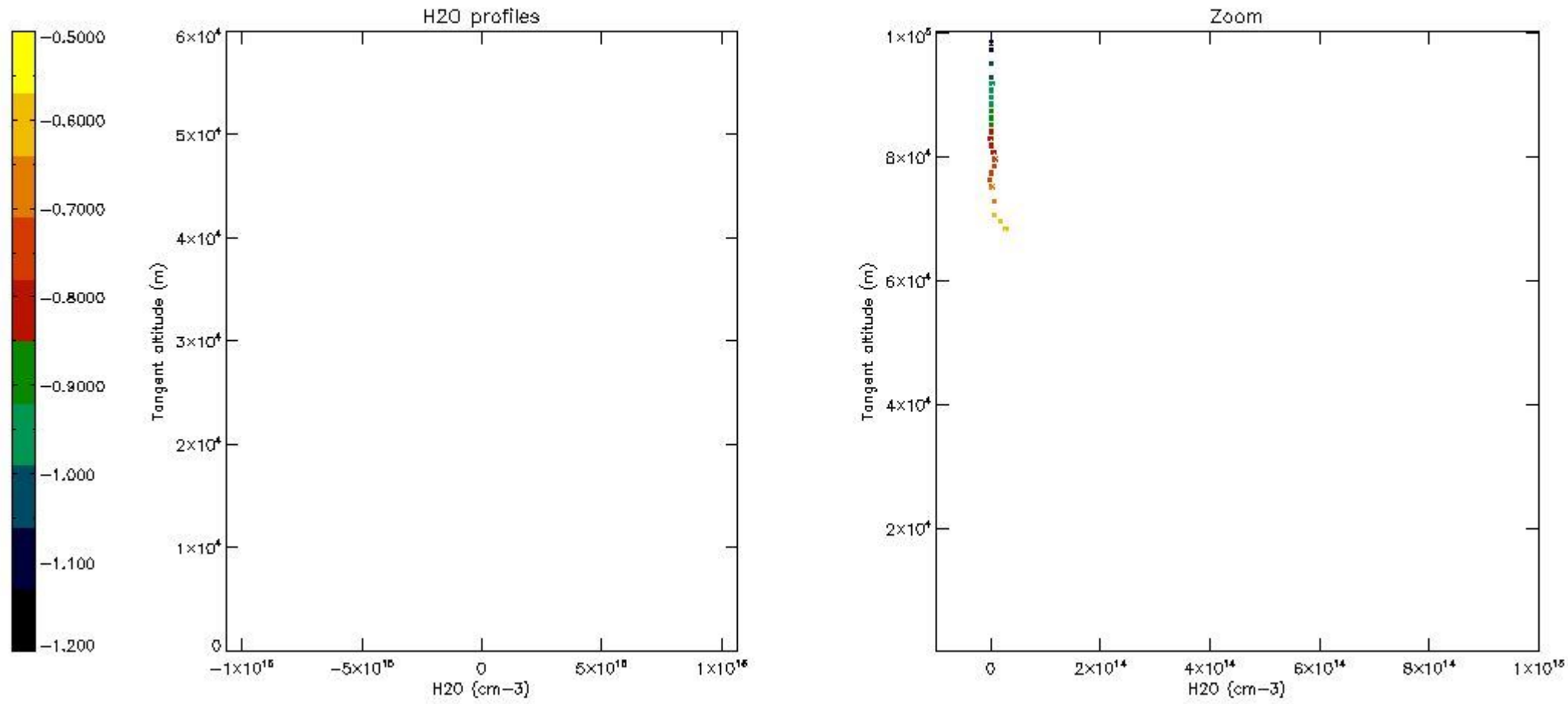
*5.7 Plot NO3 profiles for all STD (dark without errors)*

The colorbar represents the latitude.



5.8 Plot H<sub>2</sub>O profiles for all STD (only for occultations of stars 1,2,3,4,13,14,16,26,63 dark without errors)

The colorbar represents the latitude.



## 6. Auxiliary Data Files used for the production reported in section 2

The number reported in the third column indicates since which file (see list in section 2) the corresponding auxiliary file has been used. The fourth column is the date of those product files.

Type	Auxiliary Filename	Used since product	Used since product date
INST_PHYS_CHARACTERISTICS	GOM_INS_AXVIEC20091111_143220_20030716_120000_20500101_000000	1	27-MAR-2010 00:01:59
LEVEL-2_PROC_CONFIG	GOM_PR2_AXVIEC20091111_152718_20020301_000000_20500101_000000	1	27-MAR-2010 00:01:59
CROSS_SECTIONS_FILE	GOM_CRS_AXVIEC20091111_154832_20020301_000000_20500101_000000	1	27-MAR-2010 00:01:59

# GOMOS Level 2 Daily Report

## SUMMARY

### [1. General Info](#)

### [2. Summary of processed GOM\\_NL\\_2P products](#)

### [3. Level 2 Quality information per product](#)

#### [3.1 Plot of level 2 quality information per product \(time dependant\)](#)

#### [3.2 Plot of level 2 quality information per product \(world map\)](#)

### [4. Level 1 Quality information per product \(stored on level 2 products\)](#)

#### [4.1 Plot of level 1 quality information per product \(time dependant\)](#)

##### [4.1.1 Plot of level 1 quality information per product \(time dependant\): ASCENDING](#)

##### [4.1.2 Plot of level 1 quality information per product \(time dependant\): DESCENDING](#)

#### [4.2 Plot of level 1 quality information per product \(world map\)](#)

##### [4.2.1 Plot of level 1 quality information per product \(world map\): ASCENDING](#)

##### [4.2.2 Plot of level 1 quality information per product \(world map\): DESCENDING](#)

### [5. Ozone profiles based on quality statistics and other trace gas profiles](#)

#### [5.1 Ozone statistics based on quality of products](#)

#### [5.2 Plot ozone profiles for all STD \(dark without errors\)](#)

#### [5.3 Plot ozone profiles where STD < 20% \(dark without errors\)](#)

#### [5.4. Plot ozone profiles where STD < 10% \(dark without errors\)](#)

#### [5.5. Plot ozone profiles where STD < 5% \(dark without errors\)](#)

#### [5.6 Plot NO2 profiles for all STD \(dark without errors\)](#)

#### [5.7 Plot NO3 profiles for all STD \(dark without errors\)](#)

#### [5.8 Plot H2O profiles \(only for occultations of stars 1,2,3,4,13,14,16,26,63 dark without errors\) for all STD](#)

### [6. Auxiliary Data Files used for the production reported in section 2](#)

This report presents the daily analysis on parameters extracted from GOMOS level 2 data (GOM\_NL\_\_2P).  
It is intended to monitor some important parameters that will impact the quality of these products.  
A list of level 2 products (and content) that have arrived during the reporting day to the PCF is also given.

Item	Value
Time of report generation	29APR2013 08:59:57
Data source version	GOMOS/6.01
Start time of products	27-03-2010 (27MAR2010 00:00:00)
Stop time of products	28-03-2010 (28MAR2010 00:00:00)
Store outputs in DB	Yes
Nb of level 2 prods	312
Nb of prods with errors	0

## 2. Summary of processed GOM\_NL\_\_2P products.

Nr	Filename	UTC Start time	Limb	Duration	Star Id	Star Name	Star Mag	Star Temp	Nb Meas	Orbit	Prod. error
1	GOM_NL__2PRFIN20100327_000159_000000362088_00059_42197_1413.N1	27-MAR-2010 00:01:59	Bright	36.000	82	48Bet UMa	2.3650	10600.	72	42197	No
2	GOM_NL__2PRFIN20100327_000331_000000352088_00059_42197_1414.N1	27-MAR-2010 00:03:31	Bright	34.500	36	50Alp UMa	1.8000	6300.0	69	42197	No
3	GOM_NL__2PRFIN20100327_000452_000000452088_00059_42197_1415.N1	27-MAR-2010 00:04:52	Bright	44.500	55	79Zet UMa	2.0600	10200.	89	42197	No
4	GOM_NL__2PRFIN20100327_001009_000000422088_00059_42197_1416.N1	27-MAR-2010 00:10:09	Bright	41.500	60	7Bet UMi	2.0810	3950.0	83	42197	No
5	GOM_NL__2PRFIN20100327_001911_000000372088_00059_42197_1417.N1	27-MAR-2010 00:19:11	Bright	37.000	89	5Alp Cep	2.4510	8000.0	74	42197	No
6	GOM_NL__2PRFIN20100327_002421_000000372088_00059_42197_1418.N1	27-MAR-2010 00:24:21	Bright	37.000	19	50Alp Cyg	1.2460	10500.	74	42197	No
7	GOM_NL__2PRFIN20100327_002557_000000452088_00059_42197_1419.N1	27-MAR-2010 00:25:57	Bright	44.500	66	37Gam Cyg	2.2080	5900.0	89	42197	No
8	GOM_NL__2PRFIN20100327_002752_000000422088_00059_42197_1420.N1	27-MAR-2010 00:27:52	Bright	41.500	92	53Eps Cyg	2.5000	4500.0	83	42197	No
9	GOM_NL__2PRFIN20100327_003713_000000622088_00059_42197_1421.N1	27-MAR-2010 00:37:13	Dark	62.000	11	53Alp Aql	0.76500	8000.0	124	42197	No
10	GOM_NL__2PRFIN20100327_005417_000000582088_00059_42197_1422.N1	27-MAR-2010 00:54:17	Dark	58.000	38	20Eps Sgr	1.8360	11000.	116	42197	No
11	GOM_NL__2PRFIN20100327_005823_000000562088_00060_42198_1590.N1	27-MAR-2010 00:58:23	Dark	55.500	25	35Lam Sco	1.6200	28000.	111	42198	No
12	GOM_NL__2PRFIN20100327_010239_000000452088_00060_42198_1591.N1	27-MAR-2010 01:02:39	Dark	44.500	134	Bet TrA	2.8100	6600.0	89	42198	No
13	GOM_NL__2PRFIN20100327_010521_000000562088_00060_42198_1592.N1	27-MAR-2010 01:05:21	Dark	56.000	4	Alp1Cen	-0.010000	5800.0	112	42198	No
14	GOM_NL__2PRFIN20100327_010753_000000502088_00060_42198_1593.N1	27-MAR-2010 01:07:53	Straylight	49.500	78	Alp Lup	2.3040	28000.	99	42198	No
15	GOM_NL__2PRFIN20100327_010927_000000492088_00060_42198_1594.N1	27-MAR-2010 01:09:27	Straylight	49.000	81	Eta Cen	2.3560	28000.	98	42198	No
16	GOM_NL__2PRFIN20100327_011220_000000532088_00060_42198_1595.N1	27-MAR-2010 01:12:20	Straylight	53.000	54	5The Cen	2.0550	4500.0	106	42198	No
17	GOM_NL__2PRFIN20100327_011846_000000492088_00060_42198_1596.N1	27-MAR-2010 01:18:46	Straylight	48.500	106	9Bet Crv	2.6480	5600.0	97	42198	No
18	GOM_NL__2PRFIN20100327_012050_000000452088_00060_42198_1597.N1	27-MAR-2010 01:20:50	Twi_and_stray	44.500	100	4Gam Crv	2.5800	13100.	89	42198	No
19	GOM_NL__2PRFIN20100327_012616_000000502088_00060_42198_1598.N1	27-MAR-2010 01:26:16	Bright	49.500	121	29Gam Vir	2.7400	7200.0	99	42198	No
20	GOM_NL__2PRFIN20100327_013053_000000432088_00060_42198_1599.N1	27-MAR-2010 01:30:53	Bright	42.500	62	94Bet Leo	2.1360	9700.0	85	42198	No
21	GOM_NL__2PRFIN20100327_013222_000000372088_00060_42198_1600.N1	27-MAR-2010 01:32:22	Bright	36.500	96	68Del Leo	2.5600	9300.0	73	42198	No
22	GOM_NL__2PRFIN20100327_013916_000000382088_00060_42198_1601.N1	27-MAR-2010 01:39:16	Bright	38.000	174	52Psi UMa	3.0040	4400.0	76	42198	No
23	GOM_NL__2PRFIN20100327_014235_000000352088_00060_42198_1602.N1	27-MAR-2010 01:42:35	Bright	35.000	82	48Bet UMa	2.3650	10600.	70	42198	No
24	GOM_NL__2PRFIN20100327_014406_000000382088_00060_42198_1603.N1	27-MAR-2010 01:44:06	Bright	38.000	36	50Alp UMa	1.8000	6300.0	76	42198	No
25	GOM_NL__2PRFIN20100327_015044_000000412088_00060_42198_1604.N1	27-MAR-2010 01:50:44	Bright	40.500	60	7Bet UMi	2.0810	3950.0	81	42198	No
26	GOM_NL__2PRFIN20100327_015947_000000352088_00060_42198_1605.N1	27-MAR-2010 01:59:47	Bright	35.000	89	5Alp Cep	2.4510	8000.0	70	42198	No
27	GOM_NL__2PRFIN20100327_020457_000000372088_00060_42198_1606.N1	27-MAR-2010 02:04:57	Bright	37.000	19	50Alp Cyg	1.2460	10500.	74	42198	No
28	GOM_NL__2PRFIN20100327_020634_000000432088_00060_42198_1607.N1	27-MAR-2010 02:06:34	Bright	43.000	66	37Gam Cyg	2.2080	5900.0	86	42198	No
29	GOM_NL__2PRFIN20100327_020828_000000422088_00060_42198_1608.N1	27-MAR-2010 02:08:28	Bright	41.500	92	53Eps Cyg	2.5000	4500.0	83	42198	No
30	GOM_NL__2PRFIN20100327_021749_000000602088_00060_42198_1609.N1	27-MAR-2010 02:17:49	Dark	60.000	11	53Alp Aql	0.76500	8000.0	120	42198	No
31	GOM_NL__2PRFIN20100327_023454_000000572088_00060_42198_1610.N1	27-MAR-2010 02:34:54	Dark	57.000	38	20Eps Sgr	1.8360	11000.	114	42198	No
32	GOM_NL__2PRFIN20100327_023900_000000562088_00061_42199_1598.N1	27-MAR-2010 02:39:00	Dark	55.500	25	35Lam Sco	1.6200	28000.	111	42199	No
33	GOM_NL__2PRFIN20100327_024316_000000412088_00061_42199_1599.N1	27-MAR-2010 02:43:16	Dark	40.500	134	Bet TrA	2.8100	6600.0	81	42199	No
34	GOM_NL__2PRFIN20100327_024557_000000562088_00061_42199_1600.N1	27-MAR-2010 02:45:57	Dark	55.500	4	Alp1Cen	-0.010000	5800.0	111	42199	No
35	GOM_NL__2PRFIN20100327_024829_000000452088_00061_42199_1601.N1	27-MAR-2010 02:48:29	Straylight	45.000	78	Alp Lup	2.3040	28000.	90	42199	No
36	GOM_NL__2PRFIN20100327_025004_000000492088_00061_42199_1602.N1	27-MAR-2010 02:50:04	Straylight	48.500	81	Eta Cen	2.3560	28000.	97	42199	No
37	GOM_NL__2PRFIN20100327_025256_000000542088_00061_42199_1603.N1	27-MAR-2010 02:52:56	Straylight	54.000	54	5The Cen	2.0550	4500.0	108	42199	No
38	GOM_NL__2PRFIN20100327_025923_000000492088_00061_42199_1604.N1	27-MAR-2010 02:59:23	Straylight	49.000	106	9Bet Crv	2.6480	5600.0	98	42199	No
39	GOM_NL__2PRFIN20100327_030126_000000442088_00061_42199_1605.N1	27-MAR-2010 03:01:26	Twi_and_stray	44.000	100	4Gam Crv	2.5800	13100.	88	42199	No
40	GOM_NL__2PRFIN20100327_030652_000000482088_00061_42199_1606.N1	27-MAR-2010 03:06:52	Bright	48.000	121	29Gam Vir	2.7400	7200.0	96	42199	No
41	GOM_NL__2PRFIN20100327_031129_000000402088_00061_42199_1607.N1	27-MAR-2010 03:11:29	Bright	39.500	62	94Bet Leo	2.1360	9700.0	79	42199	No
42	GOM_NL__2PRFIN20100327_031258_000000362088_00061_42199_1608.N1	27-MAR-2010 03:12:58	Bright	36.000	96	68Del Leo	2.5600	9300.0	72	42199	No

43	GOM_NL__2PRFIN20100327_031952_000000392088_00061_42199_1609.N1	27-MAR-2010 03:19:52	Bright	39.000	174	52Psi UMa	3.0040	4400.0	78	42199	No
44	GOM_NL__2PRFIN20100327_032310_000000362088_00061_42199_1610.N1	27-MAR-2010 03:23:10	Bright	35.500	82	48Bet UMa	2.3650	10600.	71	42199	No
45	GOM_NL__2PRFIN20100327_032442_000000362088_00061_42199_1611.N1	27-MAR-2010 03:24:42	Bright	35.500	36	50Alp UMa	1.8000	6300.0	71	42199	No
46	GOM_NL__2PRFIN20100327_033120_000000372088_00061_42199_1612.N1	27-MAR-2010 03:31:20	Bright	37.000	60	7Bet UMi	2.0810	3950.0	74	42199	No
47	GOM_NL__2PRFIN20100327_034022_000000382088_00061_42199_1613.N1	27-MAR-2010 03:40:22	Bright	38.000	89	5Alp Cep	2.4510	8000.0	76	42199	No
48	GOM_NL__2PRFIN20100327_034532_000000382088_00061_42199_1614.N1	27-MAR-2010 03:45:32	Bright	38.000	19	50Alp Cyg	1.2460	10500.	76	42199	No
49	GOM_NL__2PRFIN20100327_034709_000000432088_00061_42199_1615.N1	27-MAR-2010 03:47:09	Bright	42.500	66	37Gam Cyg	2.2080	5900.0	85	42199	No
50	GOM_NL__2PRFIN20100327_034904_000000422088_00061_42199_1616.N1	27-MAR-2010 03:49:04	Bright	41.500	92	53Eps Cyg	2.5000	4500.0	83	42199	No
51	GOM_NL__2PRFIN20100327_035826_000000612088_00061_42199_1617.N1	27-MAR-2010 03:58:26	Dark	60.500	11	53Alp Aql	0.76500	8000.0	121	42199	No
52	GOM_NL__2PRFIN20100327_041155_000000502088_00061_42199_1618.N1	27-MAR-2010 04:11:55	Dark	50.000	57	34Sig Sgr	2.0660	26000.	100	42199	No
53	GOM_NL__2PRFIN20100327_041531_000000522088_00061_42199_1619.N1	27-MAR-2010 04:15:31	Dark	51.500	38	20Eps Sgr	1.8360	11000.	103	42199	No
54	GOM_NL__2PRFIN20100327_041937_000000582088_00062_42200_1634.N1	27-MAR-2010 04:19:37	Dark	58.000	25	35Lam Sco	1.6200	28000.	116	42200	No
55	GOM_NL__2PRFIN20100327_042352_000000402088_00062_42200_1635.N1	27-MAR-2010 04:23:52	Dark	40.000	134	Bet TrA	2.8100	6600.0	80	42200	No
56	GOM_NL__2PRFIN20100327_042634_000000442088_00062_42200_1636.N1	27-MAR-2010 04:26:34	Dark	44.000	4	Alp1Cen	-0.010000	5800.0	88	42200	No
57	GOM_NL__2PRFIN20100327_042906_000000472088_00062_42200_1637.N1	27-MAR-2010 04:29:06	Straylight	47.000	78	Alp Lup	2.3040	28000.	94	42200	No
58	GOM_NL__2PRFIN20100327_043040_000000492088_00062_42200_1638.N1	27-MAR-2010 04:30:40	Straylight	48.500	81	Eta Cen	2.3560	28000.	97	42200	No
59	GOM_NL__2PRFIN20100327_043333_000000542088_00062_42200_1639.N1	27-MAR-2010 04:33:33	Straylight	53.500	54	5The Cen	2.0550	4500.0	107	42200	No
60	GOM_NL__2PRFIN20100327_043959_000000472088_00062_42200_1640.N1	27-MAR-2010 04:39:59	Straylight	46.500	106	9Bet Crv	2.6480	5600.0	93	42200	No
61	GOM_NL__2PRFIN20100327_044202_000000452088_00062_42200_1641.N1	27-MAR-2010 04:42:02	Tw_i_and_stray	44.500	100	4Gam Crv	2.5800	13100.	89	42200	No
62	GOM_NL__2PRFIN20100327_044728_000000482088_00062_42200_1642.N1	27-MAR-2010 04:47:28	Bright	48.000	121	29Gam Vir	2.7400	7200.0	96	42200	No
63	GOM_NL__2PRFIN20100327_045205_000000412088_00062_42200_1643.N1	27-MAR-2010 04:52:05	Bright	41.000	62	94Bet Leo	2.1360	9700.0	82	42200	No
64	GOM_NL__2PRFIN20100327_045334_000000382088_00062_42200_1644.N1	27-MAR-2010 04:53:34	Bright	38.000	96	68Del Leo	2.5600	9300.0	76	42200	No
65	GOM_NL__2PRFIN20100327_050028_000000362088_00062_42200_1645.N1	27-MAR-2010 05:00:28	Bright	36.000	174	52Psi UMa	3.0040	4400.0	72	42200	No
66	GOM_NL__2PRFIN20100327_050346_000000372088_00062_42200_1646.N1	27-MAR-2010 05:03:46	Bright	37.000	82	48Bet UMa	2.3650	10600.	74	42200	No
67	GOM_NL__2PRFIN20100327_050518_000000372088_00062_42200_1647.N1	27-MAR-2010 05:05:18	Bright	37.000	36	50Alp UMa	1.8000	6300.0	74	42200	No
68	GOM_NL__2PRFIN20100327_051156_000000582088_00062_42200_1648.N1	27-MAR-2010 05:11:56	Bright	57.500	60	7Bet UMi	2.0810	3950.0	115	42200	No
69	GOM_NL__2PRFIN20100327_052059_000000532088_00062_42200_1649.N1	27-MAR-2010 05:20:59	Bright	53.000	89	5Alp Cep	2.4510	8000.0	106	42200	No
70	GOM_NL__2PRFIN20100327_052602_000000422088_00062_42200_1650.N1	27-MAR-2010 05:26:02	Bright	42.000	144	18Del Cyg	2.8600	11000.	84	42200	No
71	GOM_NL__2PRFIN20100327_052745_000000432088_00062_42200_1651.N1	27-MAR-2010 05:27:45	Bright	43.000	66	37Gam Cyg	2.2080	5900.0	86	42200	No
72	GOM_NL__2PRFIN20100327_052940_000000392088_00062_42200_1652.N1	27-MAR-2010 05:29:40	Bright	38.500	92	53Eps Cyg	2.5000	4500.0	77	42200	No
73	GOM_NL__2PRFIN20100327_053902_000000622088_00062_42200_1653.N1	27-MAR-2010 05:39:02	Dark	61.500	11	53Alp Aql	0.76500	8000.0	123	42200	No
74	GOM_NL__2PRFIN20100327_055232_000000512088_00062_42200_1654.N1	27-MAR-2010 05:52:32	Dark	51.000	57	34Sig Sgr	2.0660	26000.	102	42200	No
75	GOM_NL__2PRFIN20100327_060014_000000532088_00063_42201_1642.N1	27-MAR-2010 06:00:14	Dark	53.000	25	35Lam Sco	1.6200	28000.	106	42201	No
76	GOM_NL__2PRFIN20100327_060428_000000412088_00063_42201_1643.N1	27-MAR-2010 06:04:28	Dark	40.500	134	Bet TrA	2.8100	6600.0	81	42201	No
77	GOM_NL__2PRFIN20100327_060710_000000492088_00063_42201_1644.N1	27-MAR-2010 06:07:10	Dark	48.500	4	Alp1Cen	-0.010000	5800.0	97	42201	No
78	GOM_NL__2PRFIN20100327_060943_000000452088_00063_42201_1645.N1	27-MAR-2010 06:09:43	Straylight	45.000	78	Alp Lup	2.3040	28000.	90	42201	No
79	GOM_NL__2PRFIN20100327_061117_000000492088_00063_42201_1646.N1	27-MAR-2010 06:11:17	Straylight	49.000	81	Eta Cen	2.3560	28000.	98	42201	No
80	GOM_NL__2PRFIN20100327_061409_000000522088_00063_42201_1647.N1	27-MAR-2010 06:14:09	Straylight	52.000	54	5The Cen	2.0550	4500.0	104	42201	No
81	GOM_NL__2PRFIN20100327_062035_000000462088_00063_42201_1648.N1	27-MAR-2010 06:20:35	Straylight	45.500	106	9Bet Crv	2.6480	5600.0	91	42201	No
82	GOM_NL__2PRFIN20100327_062238_000000452088_00063_42201_1649.N1	27-MAR-2010 06:22:38	Tw_i_and_stray	44.500	100	4Gam Crv	2.5800	13100.	89	42201	No
83	GOM_NL__2PRFIN20100327_062803_000000502088_00063_42201_1650.N1	27-MAR-2010 06:28:03	Bright	50.000	121	29Gam Vir	2.7400	7200.0	100	42201	No
84	GOM_NL__2PRFIN20100327_063241_000000432088_00063_42201_1651.N1	27-MAR-2010 06:32:41	Bright	43.000	62	94Bet Leo	2.1360	9700.0	86	42201	No
85	GOM_NL__2PRFIN20100327_063410_000000382088_00063_42201_1652.N1	27-MAR-2010 06:34:10	Bright	38.000	96	68Del Leo	2.5600	9300.0	76	42201	No
86	GOM_NL__2PRFIN20100327_064103_000000382088_00063_42201_1653.N1	27-MAR-2010 06:41:03	Bright	38.000	174	52Psi UMa	3.0040	4400.0	76	42201	No
87	GOM_NL__2PRFIN20100327_064422_000000362088_00063_42201_1654.N1	27-MAR-2010 06:44:22	Bright	36.000	82	48Bet UMa	2.3650	10600.	72	42201	No
88	GOM_NL__2PRFIN20100327_064554_000000532088_00063_42201_1655.N1	27-MAR-2010 06:45:54	Bright	53.000	36	50Alp UMa	1.8000	6300.0	106	42201	No
89	GOM_NL__2PRFIN20100327_065231_000000582088_00063_42201_1656.N1	27-MAR-2010 06:52:31	Bright	57.500	60	7Bet UMi	2.0810	3950.0	115	42201	No
90	GOM_NL__2PRFIN20100327_070134_000000372088_00063_42201_1657.N1	27-MAR-2010 07:01:34	Bright	36.500	89	5Alp Cep	2.4510	8000.0	73	42201	No
91	GOM_NL__2PRFIN20100327_070638_000000442088_00063_42201_1658.N1	27-MAR-2010 07:06:38	Bright	44.000	144	18Del Cyg	2.8600	11000.	88	42201	No
92	GOM_NL__2PRFIN20100327_070821_000000442088_00063_42201_1659.N1	27-MAR-2010 07:08:21	Bright	44.000	66	37Gam Cyg	2.2080	5900.0	88	42201	No
93	GOM_NL__2PRFIN20100327_071016_000000432088_00063_42201_1660.N1	27-MAR-2010 07:10:16	Bright	42.500	92	53Eps Cyg	2.5000	4500.0	85	42201	No
94	GOM_NL__2PRFIN20100327_071939_000000612088_00063_42201_1661.N1	27-MAR-2010 07:19:39	Dark	61.000	11	53Alp Aql	0.76500	8000.0	122	42201	No
95	GOM_NL__2PRFIN20100327_073309_000000562088_00063_42201_1662.N1	27-MAR-2010 07:33:09	Dark	56.000	57	34Sig Sgr	2.0660	26000.	112	42201	No
96	GOM_NL__2PRFIN20100327_074051_000000572088_00064_42202_1650.N1	27-MAR-2010 07:40:51	Dark	56.500	25	35Lam Sco	1.6200	28000.	113	42202	No
97	GOM_NL__2PRFIN20100327_074505_000000402088_00064_42202_1651.N1	27-MAR-2010 07:45:05	Dark	39.500	134	Bet TrA	2.8100	6600.0	79	42202	No
98	GOM_NL__2PRFIN20100327_074747_000000442088_00064_42202_1652.N1	27-MAR-2010 07:47:47	Dark	44.000	4	Alp1Cen	-0.010000	5800.0	88	42202	No
99	GOM_NL__2PRFIN20100327_075019_000000462088_00064_42202_1653.N1	27-MAR-2010 07:50:19	Straylight	46.000	78	Alp Lup	2.3040	28000.	92	42202	No
100	GOM_NL__2PRFIN20100327_075154_000000502088_00064_42202_1654.N1	27-MAR-2010 07:51:54	Straylight	49.500	81	Eta Cen	2.3560	28000.	99	42202	No
101	GOM_NL__2PRFIN20100327_075446_000000562088_00064_42202_1655.N1	27-MAR-2010 07:54:46	Straylight	55.500	54	5The Cen	2.0550	4500.0	111	42202	No

102	GOM_NL__2PRFIN20100327_080111_000000462088_00064_42202_1656.N1	27-MAR-2010 08:01:11	Straylight	45.500	106	9Bet Crv	2.6480	5600.0	91	42202	No
103	GOM_NL__2PRFIN20100327_080314_000000432088_00064_42202_1657.N1	27-MAR-2010 08:03:14	Tw_i_and_stray	42.500	100	4Gam Crv	2.5800	13100.	85	42202	No
104	GOM_NL__2PRFIN20100327_080839_000000472088_00064_42202_1658.N1	27-MAR-2010 08:08:39	Bright	47.000	121	29Gam Vir	2.7400	7200.0	94	42202	No
105	GOM_NL__2PRFIN20100327_081316_000000422088_00064_42202_1659.N1	27-MAR-2010 08:13:16	Bright	41.500	62	94Bet Leo	2.1360	9700.0	83	42202	No
106	GOM_NL__2PRFIN20100327_081445_000000392088_00064_42202_1660.N1	27-MAR-2010 08:14:45	Bright	38.500	96	68Del Leo	2.5600	9300.0	77	42202	No
107	GOM_NL__2PRFIN20100327_082139_000000382088_00064_42202_1661.N1	27-MAR-2010 08:21:39	Bright	38.000	174	52Psi UMa	3.0040	4400.0	76	42202	No
108	GOM_NL__2PRFIN20100327_082458_000000372088_00064_42202_1662.N1	27-MAR-2010 08:24:58	Bright	37.000	82	48Bet UMa	2.3650	10600.	74	42202	No
109	GOM_NL__2PRFIN20100327_082630_000000372088_00064_42202_1663.N1	27-MAR-2010 08:26:30	Bright	36.500	36	50Alp UMa	1.8000	6300.0	73	42202	No
110	GOM_NL__2PRFIN20100327_083307_000000402088_00064_42202_1664.N1	27-MAR-2010 08:33:07	Bright	39.500	60	7Bet UMi	2.0810	3950.0	79	42202	No
111	GOM_NL__2PRFIN20100327_084210_000000372088_00064_42202_1665.N1	27-MAR-2010 08:42:10	Bright	37.000	89	5Alp Cep	2.4510	8000.0	74	42202	No
112	GOM_NL__2PRFIN20100327_084713_000000442088_00064_42202_1666.N1	27-MAR-2010 08:47:13	Bright	44.000	144	18Del Cyg	2.8600	11000.	88	42202	No
113	GOM_NL__2PRFIN20100327_084857_000000432088_00064_42202_1667.N1	27-MAR-2010 08:48:57	Bright	43.000	66	37Gam Cyg	2.2080	5900.0	86	42202	No
114	GOM_NL__2PRFIN20100327_085052_000000412088_00064_42202_1668.N1	27-MAR-2010 08:50:52	Bright	40.500	92	53Eps Cyg	2.5000	4500.0	81	42202	No
115	GOM_NL__2PRFIN20100327_090016_000000592088_00064_42202_1669.N1	27-MAR-2010 09:00:16	Dark	59.000	11	53Alp Aql	0.76500	8000.0	118	42202	No
116	GOM_NL__2PRFIN20100327_091347_000000542088_00064_42202_1670.N1	27-MAR-2010 09:13:47	Dark	54.000	57	34Sig Sgr	2.0660	26000.	108	42202	No
117	GOM_NL__2PRFIN20100327_091723_000000562088_00064_42202_1671.N1	27-MAR-2010 09:17:23	Dark	55.500	38	20Eps Sgr	1.8360	11000.	111	42202	No
118	GOM_NL__2PRFIN20100327_092129_000000562088_00065_42203_1658.N1	27-MAR-2010 09:21:29	Dark	56.000	25	35Lam Sco	1.6200	28000.	112	42203	No
119	GOM_NL__2PRFIN20100327_092542_000000382088_00065_42203_1659.N1	27-MAR-2010 09:25:42	Dark	38.000	134	Bet TrA	2.8100	6600.0	76	42203	No
120	GOM_NL__2PRFIN20100327_092823_000000432088_00065_42203_1660.N1	27-MAR-2010 09:28:23	Dark	43.000	4	Alp1Cen	-0.010000	5800.0	86	42203	No
121	GOM_NL__2PRFIN20100327_093056_000000472088_00065_42203_1661.N1	27-MAR-2010 09:30:56	Straylight	47.000	78	Alp Lup	2.3040	28000.	94	42203	No
122	GOM_NL__2PRFIN20100327_093230_000000512088_00065_42203_1662.N1	27-MAR-2010 09:32:30	Straylight	50.500	81	Eta Cen	2.3560	28000.	101	42203	No
123	GOM_NL__2PRFIN20100327_093522_000000562088_00065_42203_1663.N1	27-MAR-2010 09:35:22	Straylight	56.000	54	5The Cen	2.0550	4500.0	112	42203	No
124	GOM_NL__2PRFIN20100327_094147_000000482088_00065_42203_1664.N1	27-MAR-2010 09:41:47	Straylight	47.500	106	9Bet Crv	2.6480	5600.0	95	42203	No
125	GOM_NL__2PRFIN20100327_094350_000000442088_00065_42203_1665.N1	27-MAR-2010 09:43:50	Tw_i_and_stray	44.000	100	4Gam Crv	2.5800	13100.	88	42203	No
126	GOM_NL__2PRFIN20100327_094915_000000472088_00065_42203_1666.N1	27-MAR-2010 09:49:15	Bright	46.500	121	29Gam Vir	2.7400	7200.0	93	42203	No
127	GOM_NL__2PRFIN20100327_095352_000000412088_00065_42203_1667.N1	27-MAR-2010 09:53:52	Bright	41.000	62	94Bet Leo	2.1360	9700.0	82	42203	No
128	GOM_NL__2PRFIN20100327_095521_000000392088_00065_42203_1668.N1	27-MAR-2010 09:55:21	Bright	39.000	96	68Del Leo	2.5600	9300.0	78	42203	No
129	GOM_NL__2PRFIN20100327_100215_000000542088_00065_42203_1669.N1	27-MAR-2010 10:02:15	Bright	54.000	174	52Psi UMa	3.0040	4400.0	108	42203	No
130	GOM_NL__2PRFIN20100327_100534_000000372088_00065_42203_1670.N1	27-MAR-2010 10:05:34	Bright	36.500	82	48Bet UMa	2.3650	10600.	73	42203	No
131	GOM_NL__2PRFIN20100327_100705_000000532088_00065_42203_1671.N1	27-MAR-2010 10:07:05	Bright	53.000	36	50Alp UMa	1.8000	6300.0	106	42203	No
132	GOM_NL__2PRFIN20100327_101342_000000412088_00065_42203_1672.N1	27-MAR-2010 10:13:42	Bright	40.500	60	7Bet UMi	2.0810	3950.0	81	42203	No
133	GOM_NL__2PRFIN20100327_102246_000000382088_00065_42203_1673.N1	27-MAR-2010 10:22:46	Bright	38.000	89	5Alp Cep	2.4510	8000.0	76	42203	No
134	GOM_NL__2PRFIN20100327_102749_000000452088_00065_42203_1674.N1	27-MAR-2010 10:27:49	Bright	44.500	144	18Del Cyg	2.8600	11000.	89	42203	No
135	GOM_NL__2PRFIN20100327_102933_000000402088_00065_42203_1675.N1	27-MAR-2010 10:29:33	Bright	40.000	66	37Gam Cyg	2.2080	5900.0	80	42203	No
136	GOM_NL__2PRFIN20100327_103128_000000422088_00065_42203_1676.N1	27-MAR-2010 10:31:28	Bright	41.500	92	53Eps Cyg	2.5000	4500.0	83	42203	No
137	GOM_NL__2PRFIN20100327_104052_000000582088_00065_42203_1677.N1	27-MAR-2010 10:40:52	Dark	58.000	11	53Alp Aql	0.76500	8000.0	116	42203	No
138	GOM_NL__2PRFIN20100327_105424_000000562088_00065_42203_1678.N1	27-MAR-2010 10:54:24	Dark	55.500	57	34Sig Sgr	2.0660	26000.	111	42203	No
139	GOM_NL__2PRFIN20100327_105800_000000562088_00065_42203_1679.N1	27-MAR-2010 10:58:00	Dark	56.000	38	20Eps Sgr	1.8360	11000.	112	42203	No
140	GOM_NL__2PRFIN20100327_110206_000000562088_00066_42204_1666.N1	27-MAR-2010 11:02:06	Dark	56.000	25	35Lam Sco	1.6200	28000.	112	42204	No
141	GOM_NL__2PRFIN20100327_110618_000000402088_00066_42204_1667.N1	27-MAR-2010 11:06:18	Dark	39.500	134	Bet TrA	2.8100	6600.0	79	42204	No
142	GOM_NL__2PRFIN20100327_110859_000000502088_00066_42204_1668.N1	27-MAR-2010 11:08:59	Dark	49.500	4	Alp1Cen	-0.010000	5800.0	99	42204	No
143	GOM_NL__2PRFIN20100327_111132_000000442088_00066_42204_1669.N1	27-MAR-2010 11:11:32	Straylight	44.000	78	Alp Lup	2.3040	28000.	88	42204	No
144	GOM_NL__2PRFIN20100327_111307_000000482088_00066_42204_1670.N1	27-MAR-2010 11:13:07	Straylight	48.000	81	Eta Cen	2.3560	28000.	96	42204	No
145	GOM_NL__2PRFIN20100327_111559_000000572088_00066_42204_1671.N1	27-MAR-2010 11:15:59	Straylight	57.000	54	5The Cen	2.0550	4500.0	114	42204	No
146	GOM_NL__2PRFIN20100327_112224_000000462088_00066_42204_1672.N1	27-MAR-2010 11:22:24	Straylight	45.500	106	9Bet Crv	2.6480	5600.0	91	42204	No
147	GOM_NL__2PRFIN20100327_112426_000000432088_00066_42204_1673.N1	27-MAR-2010 11:24:26	Tw_i_and_stray	43.000	100	4Gam Crv	2.5800	13100.	86	42204	No
148	GOM_NL__2PRFIN20100327_112951_000000462088_00066_42204_1674.N1	27-MAR-2010 11:29:51	Bright	46.000	121	29Gam Vir	2.7400	7200.0	92	42204	No
149	GOM_NL__2PRFIN20100327_113428_000000422088_00066_42204_1675.N1	27-MAR-2010 11:34:28	Bright	42.000	62	94Bet Leo	2.1360	9700.0	84	42204	No
150	GOM_NL__2PRFIN20100327_113557_000000382088_00066_42204_1676.N1	27-MAR-2010 11:35:57	Bright	37.500	96	68Del Leo	2.5600	9300.0	75	42204	No
151	GOM_NL__2PRFIN20100327_114251_000000362088_00066_42204_1677.N1	27-MAR-2010 11:42:51	Bright	36.000	174	52Psi UMa	3.0040	4400.0	72	42204	No
152	GOM_NL__2PRFIN20100327_114609_000000502088_00066_42204_1678.N1	27-MAR-2010 11:46:09	Bright	49.500	82	48Bet UMa	2.3650	10600.	99	42204	No
153	GOM_NL__2PRFIN20100327_114741_000000392088_00066_42204_1679.N1	27-MAR-2010 11:47:41	Bright	38.500	36	50Alp UMa	1.8000	6300.0	77	42204	No
154	GOM_NL__2PRFIN20100327_115418_000000412088_00066_42204_1680.N1	27-MAR-2010 11:54:18	Bright	41.000	60	7Bet UMi	2.0810	3950.0	82	42204	No
155	GOM_NL__2PRFIN20100327_120322_000000352088_00066_42204_1681.N1	27-MAR-2010 12:03:22	Bright	34.500	89	5Alp Cep	2.4510	8000.0	69	42204	No
156	GOM_NL__2PRFIN20100327_120825_000000422088_00066_42204_1682.N1	27-MAR-2010 12:08:25	Bright	42.000	144	18Del Cyg	2.8600	11000.	84	42204	No
157	GOM_NL__2PRFIN20100327_121009_000000452088_00066_42204_1683.N1	27-MAR-2010 12:10:09	Bright	44.500	66	37Gam Cyg	2.2080	5900.0	89	42204	No
158	GOM_NL__2PRFIN20100327_121204_000000572088_00066_42204_1684.N1	27-MAR-2010 12:12:04	Bright	57.000	92	53Eps Cyg	2.5000	4500.0	114	42204	No
159	GOM_NL__2PRFIN20100327_122129_000000592088_00066_42204_1685.N1	27-MAR-2010 12:21:29	Dark	59.000	11	53Alp Aql	0.76500	8000.0	118	42204	No
160	GOM_NL__2PRFIN20100327_123501_000000582088_00066_42204_1686.N1	27-MAR-2010 12:35:01	Dark	57.500	57	34Sig Sgr	2.0660	26000.	115	42204	No



161	GOM_NL_2PRFIN20100327_123837_000000562088_00066_42204_1687.N1	27-MAR-2010 12:38:37	Dark	56.000	38	20Eps Sgr	1.8360	11000.	112	42204	No
162	GOM_NL_2PRFIN20100327_124243_000000572088_00067_42205_1674.N1	27-MAR-2010 12:42:43	Dark	56.500	25	35Lam Sco	1.6200	28000.	113	42205	No
163	GOM_NL_2PRFIN20100327_124654_000000412088_00067_42205_1675.N1	27-MAR-2010 12:46:54	Dark	41.000	134	Bet TrA	2.8100	6600.0	82	42205	No
164	GOM_NL_2PRFIN20100327_124936_000000482088_00067_42205_1676.N1	27-MAR-2010 12:49:36	Dark	47.500	4	Alp1Cen	-0.010000	5800.0	95	42205	No
165	GOM_NL_2PRFIN20100327_125209_000000462088_00067_42205_1677.N1	27-MAR-2010 12:52:09	Straylight	45.500	78	Alp Lup	2.3040	28000.	91	42205	No
166	GOM_NL_2PRFIN20100327_125344_000000482088_00067_42205_1678.N1	27-MAR-2010 12:53:44	Straylight	48.000	81	Eta Cen	2.3560	28000.	96	42205	No
167	GOM_NL_2PRFIN20100327_125635_000000562088_00067_42205_1679.N1	27-MAR-2010 12:56:35	Straylight	55.500	54	5The Cen	2.0550	4500.0	111	42205	No
168	GOM_NL_2PRFIN20100327_130259_000000482088_00067_42205_1680.N1	27-MAR-2010 13:02:59	Straylight	47.500	106	9Bet Crv	2.6480	5600.0	95	42205	No
169	GOM_NL_2PRFIN20100327_130502_000000452088_00067_42205_1681.N1	27-MAR-2010 13:05:02	Twilight_and_stray	44.500	100	4Gam Crv	2.5800	13100.	89	42205	No
170	GOM_NL_2PRFIN20100327_131026_000000492088_00067_42205_1682.N1	27-MAR-2010 13:10:26	Bright	49.000	121	29Gam Vir	2.7400	7200.0	98	42205	No
171	GOM_NL_2PRFIN20100327_131503_000000412088_00067_42205_1683.N1	27-MAR-2010 13:15:03	Bright	41.000	62	94Bet Leo	2.1360	9700.0	82	42205	No
172	GOM_NL_2PRFIN20100327_131633_000000372088_00067_42205_1684.N1	27-MAR-2010 13:16:33	Bright	36.500	96	68Del Leo	2.5600	9300.0	73	42205	No
173	GOM_NL_2PRFIN20100327_132326_000000392088_00067_42205_1685.N1	27-MAR-2010 13:23:26	Bright	38.500	174	52Psi UMa	3.0040	4400.0	77	42205	No
174	GOM_NL_2PRFIN20100327_132645_000000372088_00067_42205_1686.N1	27-MAR-2010 13:26:45	Bright	37.000	82	48Bet UMa	2.3650	10600.	74	42205	No
175	GOM_NL_2PRFIN20100327_132817_000000392088_00067_42205_1687.N1	27-MAR-2010 13:28:17	Bright	38.500	36	50Alp UMa	1.8000	6300.0	77	42205	No
176	GOM_NL_2PRFIN20100327_133453_000000372088_00067_42205_1688.N1	27-MAR-2010 13:34:53	Bright	36.500	60	7Bet UMi	2.0810	3950.0	73	42205	No
177	GOM_NL_2PRFIN20100327_134358_000000382088_00067_42205_1689.N1	27-MAR-2010 13:43:58	Bright	38.000	89	5Alp Cep	2.4510	8000.0	76	42205	No
178	GOM_NL_2PRFIN20100327_134901_000000422088_00067_42205_1690.N1	27-MAR-2010 13:49:01	Bright	42.000	144	18Del Cyg	2.8600	11000.	84	42205	No
179	GOM_NL_2PRFIN20100327_135045_000000432088_00067_42205_1691.N1	27-MAR-2010 13:50:45	Bright	42.500	66	37Gam Cyg	2.2080	5900.0	85	42205	No
180	GOM_NL_2PRFIN20100327_135240_000000422088_00067_42205_1692.N1	27-MAR-2010 13:52:40	Bright	42.000	92	53Eps Cyg	2.5000	4500.0	84	42205	No
181	GOM_NL_2PRFIN20100327_140205_000000602088_00067_42205_1693.N1	27-MAR-2010 14:02:05	Dark	59.500	11	53Alp Aql	0.76500	8000.0	119	42205	No
182	GOM_NL_2PRFIN20100327_141538_000000572088_00067_42205_1694.N1	27-MAR-2010 14:15:38	Dark	57.000	57	34Sig Sgr	2.0660	26000.	114	42205	No
183	GOM_NL_2PRFIN20100327_141914_000000522088_00067_42205_1695.N1	27-MAR-2010 14:19:14	Dark	52.000	38	20Eps Sgr	1.8360	11000.	104	42205	No
184	GOM_NL_2PRFIN20100327_142320_000000572088_00068_42206_1682.N1	27-MAR-2010 14:23:20	Dark	57.000	25	35Lam Sco	1.6200	28000.	114	42206	No
185	GOM_NL_2PRFIN20100327_142731_000000392088_00068_42206_1683.N1	27-MAR-2010 14:27:31	Dark	39.000	134	Bet TrA	2.8100	6600.0	78	42206	No
186	GOM_NL_2PRFIN20100327_143012_000000422088_00068_42206_1684.N1	27-MAR-2010 14:30:12	Dark	42.000	4	Alp1Cen	-0.010000	5800.0	84	42206	No
187	GOM_NL_2PRFIN20100327_143245_000000452088_00068_42206_1685.N1	27-MAR-2010 14:32:45	Straylight	45.000	78	Alp Lup	2.3040	28000.	90	42206	No
188	GOM_NL_2PRFIN20100327_143420_000000482088_00068_42206_1686.N1	27-MAR-2010 14:34:20	Straylight	48.000	81	Eta Cen	2.3560	28000.	96	42206	No
189	GOM_NL_2PRFIN20100327_143712_000000522088_00068_42206_1687.N1	27-MAR-2010 14:37:12	Straylight	52.000	54	5The Cen	2.0550	4500.0	104	42206	No
190	GOM_NL_2PRFIN20100327_144336_000000492088_00068_42206_1688.N1	27-MAR-2010 14:43:36	Straylight	48.500	106	9Bet Crv	2.6480	5600.0	97	42206	No
191	GOM_NL_2PRFIN20100327_144539_000000432088_00068_42206_1689.N1	27-MAR-2010 14:45:39	Twilight_and_stray	43.000	100	4Gam Crv	2.5800	13100.	86	42206	No
192	GOM_NL_2PRFIN20100327_145102_000000472088_00068_42206_1690.N1	27-MAR-2010 14:51:02	Bright	47.000	121	29Gam Vir	2.7400	7200.0	94	42206	No
193	GOM_NL_2PRFIN20100327_145539_000000432088_00068_42206_1691.N1	27-MAR-2010 14:55:39	Bright	42.500	62	94Bet Leo	2.1360	9700.0	85	42206	No
194	GOM_NL_2PRFIN20100327_145709_000000382088_00068_42206_1692.N1	27-MAR-2010 14:57:09	Bright	38.000	96	68Del Leo	2.5600	9300.0	76	42206	No
195	GOM_NL_2PRFIN20100327_150402_000000392088_00068_42206_1693.N1	27-MAR-2010 15:04:02	Bright	39.000	174	52Psi UMa	3.0040	4400.0	78	42206	No
196	GOM_NL_2PRFIN20100327_150721_000000362088_00068_42206_1694.N1	27-MAR-2010 15:07:21	Bright	35.500	82	48Bet UMa	2.3650	10600.	71	42206	No
197	GOM_NL_2PRFIN20100327_150853_000000412088_00068_42206_1695.N1	27-MAR-2010 15:08:53	Bright	40.500	36	50Alp UMa	1.8000	6300.0	81	42206	No
198	GOM_NL_2PRFIN20100327_151529_000000412088_00068_42206_1696.N1	27-MAR-2010 15:15:29	Bright	41.000	60	7Bet UMi	2.0810	3950.0	82	42206	No
199	GOM_NL_2PRFIN20100327_152434_000000372088_00068_42206_1697.N1	27-MAR-2010 15:24:34	Bright	37.000	89	5Alp Cep	2.4510	8000.0	74	42206	No
200	GOM_NL_2PRFIN20100327_152937_000000522088_00068_42206_1698.N1	27-MAR-2010 15:29:37	Bright	51.500	144	18Del Cyg	2.8600	11000.	103	42206	No
201	GOM_NL_2PRFIN20100327_153121_000000432088_00068_42206_1699.N1	27-MAR-2010 15:31:21	Bright	43.000	66	37Gam Cyg	2.2080	5900.0	86	42206	No
202	GOM_NL_2PRFIN20100327_153316_000000412088_00068_42206_1700.N1	27-MAR-2010 15:33:16	Bright	41.000	92	53Eps Cyg	2.5000	4500.0	82	42206	No
203	GOM_NL_2PRFIN20100327_154242_000000592088_00068_42206_1701.N1	27-MAR-2010 15:42:42	Dark	59.000	11	53Alp Aql	0.76500	8000.0	118	42206	No
204	GOM_NL_2PRFIN20100327_155615_000000582088_00068_42206_1702.N1	27-MAR-2010 15:56:15	Dark	57.500	57	34Sig Sgr	2.0660	26000.	115	42206	No
205	GOM_NL_2PRFIN20100327_155951_000000532088_00068_42206_1703.N1	27-MAR-2010 15:59:51	Dark	52.500	38	20Eps Sgr	1.8360	11000.	105	42206	No
206	GOM_NL_2PRFIN20100327_160358_000000552088_00069_42207_1691.N1	27-MAR-2010 16:03:58	Dark	55.000	25	35Lam Sco	1.6200	28000.	110	42207	No
207	GOM_NL_2PRFIN20100327_160807_000000382088_00069_42207_1692.N1	27-MAR-2010 16:08:07	Dark	38.000	134	Bet TrA	2.8100	6600.0	76	42207	No
208	GOM_NL_2PRFIN20100327_161049_000000442088_00069_42207_1693.N1	27-MAR-2010 16:10:49	Dark	44.000	4	Alp1Cen	-0.010000	5800.0	88	42207	No
209	GOM_NL_2PRFIN20100327_161322_000000452088_00069_42207_1694.N1	27-MAR-2010 16:13:22	Straylight	44.500	78	Alp Lup	2.3040	28000.	89	42207	No
210	GOM_NL_2PRFIN20100327_161457_000000482088_00069_42207_1695.N1	27-MAR-2010 16:14:57	Straylight	47.500	81	Eta Cen	2.3560	28000.	95	42207	No
211	GOM_NL_2PRFIN20100327_161748_000000562088_00069_42207_1696.N1	27-MAR-2010 16:17:48	Straylight	56.000	54	5The Cen	2.0550	4500.0	112	42207	No
212	GOM_NL_2PRFIN20100327_162412_000000452088_00069_42207_1697.N1	27-MAR-2010 16:24:12	Straylight	45.000	106	9Bet Crv	2.6480	5600.0	90	42207	No
213	GOM_NL_2PRFIN20100327_162614_000000442088_00069_42207_1698.N1	27-MAR-2010 16:26:14	Twilight_and_stray	43.500	100	4Gam Crv	2.5800	13100.	87	42207	No
214	GOM_NL_2PRFIN20100327_163138_000000492088_00069_42207_1699.N1	27-MAR-2010 16:31:38	Bright	48.500	121	29Gam Vir	2.7400	7200.0	97	42207	No
215	GOM_NL_2PRFIN20100327_163615_000000412088_00069_42207_1700.N1	27-MAR-2010 16:36:15	Bright	41.000	62	94Bet Leo	2.1360	9700.0	82	42207	No
216	GOM_NL_2PRFIN20100327_163745_000000392088_00069_42207_1701.N1	27-MAR-2010 16:37:45	Bright	39.000	96	68Del Leo	2.5600	9300.0	78	42207	No
217	GOM_NL_2PRFIN20100327_164438_000000372088_00069_42207_1702.N1	27-MAR-2010 16:44:38	Bright	37.000	174	52Psi UMa	3.0040	4400.0	74	42207	No
218	GOM_NL_2PRFIN20100327_164757_000000362088_00069_42207_1703.N1	27-MAR-2010 16:47:57	Bright	36.000	82	48Bet UMa	2.3650	10600.	72	42207	No
219	GOM_NL_2PRFIN20100327_164929_000000372088_00069_42207_1704.N1	27-MAR-2010 16:49:29	Bright	37.000	36	50Alp UMa	1.8000	6300.0	74	42207	No

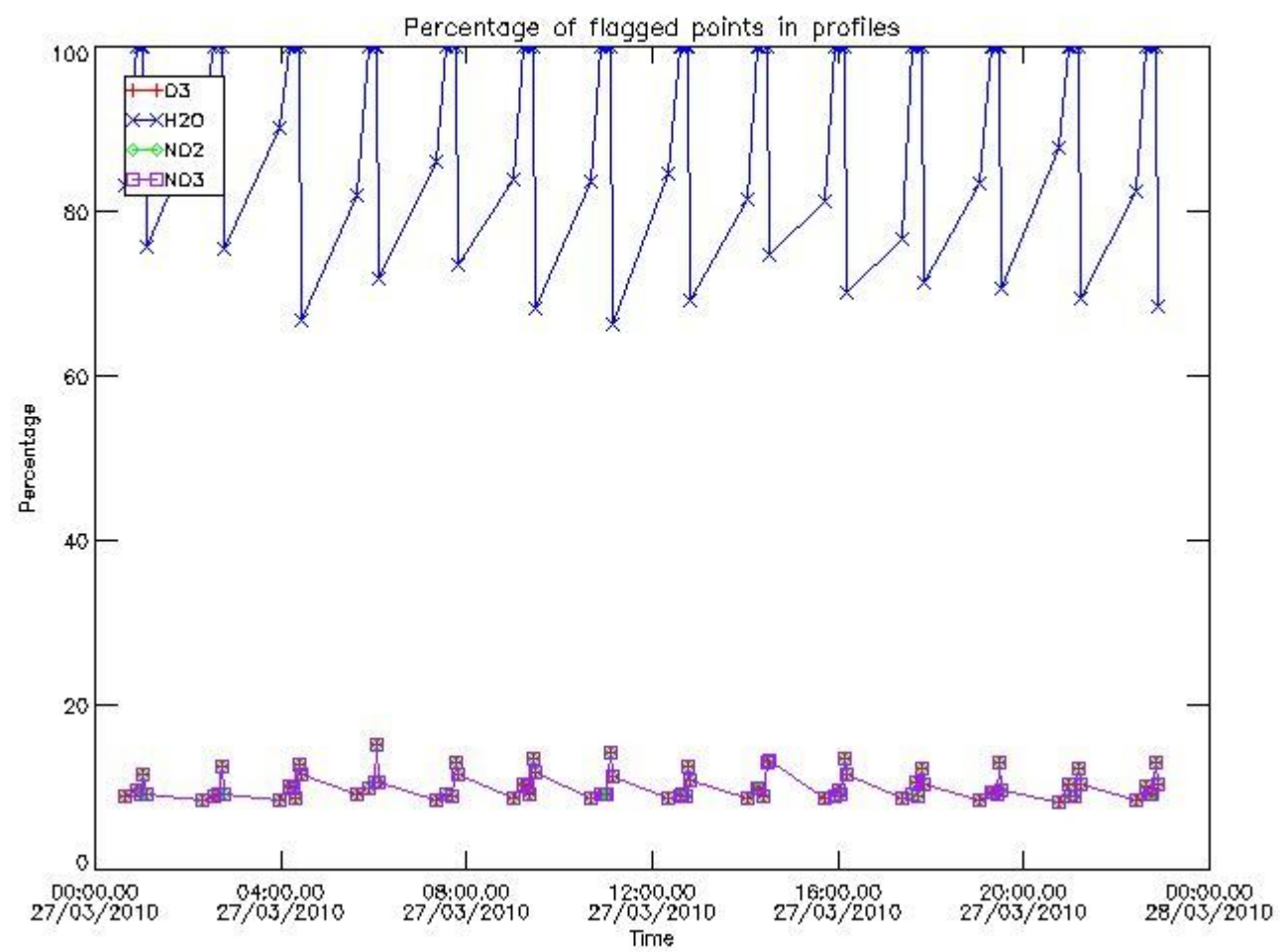
220	GOM_NL__2PRFIN20100327_165604_000000432088_00069_42207_1705.N1	27-MAR-2010 16:56:04	Bright	42.500	60	7Bet UMi	2.0810	3950.0	85	42207	No
221	GOM_NL__2PRFIN20100327_170509_000000352088_00069_42207_1706.N1	27-MAR-2010 17:05:09	Bright	35.000	89	5Alp Cep	2.4510	8000.0	70	42207	No
222	GOM_NL__2PRFIN20100327_171013_000000442088_00069_42207_1707.N1	27-MAR-2010 17:10:13	Bright	43.500	144	18Del Cyg	2.8600	11000.	87	42207	No
223	GOM_NL__2PRFIN20100327_171157_000000602088_00069_42207_1708.N1	27-MAR-2010 17:11:57	Bright	60.000	66	37Gam Cyg	2.2080	5900.0	120	42207	No
224	GOM_NL__2PRFIN20100327_171352_000000422088_00069_42207_1709.N1	27-MAR-2010 17:13:52	Bright	41.500	92	53Eps Cyg	2.5000	4500.0	83	42207	No
225	GOM_NL__2PRFIN20100327_172319_000000582088_00069_42207_1710.N1	27-MAR-2010 17:23:19	Dark	58.000	11	53Alp Aql	0.76500	8000.0	116	42207	No
226	GOM_NL__2PRFIN20100327_173652_000000562088_00069_42207_1711.N1	27-MAR-2010 17:36:52	Dark	55.500	57	34Sig Sgr	2.0660	26000.	111	42207	No
227	GOM_NL__2PRFIN20100327_174028_000000532088_00069_42207_1712.N1	27-MAR-2010 17:40:28	Dark	53.000	38	20Eps Sgr	1.8360	11000.	106	42207	No
228	GOM_NL__2PRFIN20100327_174435_000000582088_00070_42208_1705.N1	27-MAR-2010 17:44:35	Dark	57.500	25	35Lam Sco	1.6200	28000.	115	42208	No
229	GOM_NL__2PRFIN20100327_174844_000000422088_00070_42208_1706.N1	27-MAR-2010 17:48:44	Dark	41.500	134	Bet TrA	2.8100	6600.0	83	42208	No
230	GOM_NL__2PRFIN20100327_175125_000000552088_00070_42208_1707.N1	27-MAR-2010 17:51:25	Dark	54.500	4	Alp1Cen	-0.010000	5800.0	109	42208	No
231	GOM_NL__2PRFIN20100327_175359_000000462088_00070_42208_1708.N1	27-MAR-2010 17:53:59	Straylight	45.500	78	Alp Lup	2.3040	28000.	91	42208	No
232	GOM_NL__2PRFIN20100327_175534_000000472088_00070_42208_1709.N1	27-MAR-2010 17:55:34	Straylight	47.000	81	Eta Cen	2.3560	28000.	94	42208	No
233	GOM_NL__2PRFIN20100327_175825_000000562088_00070_42208_1710.N1	27-MAR-2010 17:58:25	Straylight	55.500	54	5The Cen	2.0550	4500.0	111	42208	No
234	GOM_NL__2PRFIN20100327_180448_000000482088_00070_42208_1711.N1	27-MAR-2010 18:04:48	Straylight	47.500	106	9Bet Crv	2.6480	5600.0	95	42208	No
235	GOM_NL__2PRFIN20100327_180650_000000442088_00070_42208_1712.N1	27-MAR-2010 18:06:50	Twi_and_stray	43.500	100	4Gam Crv	2.5800	13100.	87	42208	No
236	GOM_NL__2PRFIN20100327_181213_000000492088_00070_42208_1713.N1	27-MAR-2010 18:12:13	Bright	49.000	121	29Gam Vir	2.7400	7200.0	98	42208	No
237	GOM_NL__2PRFIN20100327_181651_000000412088_00070_42208_1714.N1	27-MAR-2010 18:16:51	Bright	41.000	62	94Bet Leo	2.1360	9700.0	82	42208	No
238	GOM_NL__2PRFIN20100327_181821_000000372088_00070_42208_1715.N1	27-MAR-2010 18:18:21	Bright	37.000	96	68Del Leo	2.5600	9300.0	74	42208	No
239	GOM_NL__2PRFIN20100327_182514_000000372088_00070_42208_1716.N1	27-MAR-2010 18:25:14	Bright	36.500	174	52Psi UMa	3.0040	4400.0	73	42208	No
240	GOM_NL__2PRFIN20100327_182833_000000532088_00070_42208_1717.N1	27-MAR-2010 18:28:33	Bright	53.000	82	48Bet UMa	2.3650	10600.	106	42208	No
241	GOM_NL__2PRFIN20100327_183004_000000402088_00070_42208_1718.N1	27-MAR-2010 18:30:04	Bright	39.500	36	50Alp UMa	1.8000	6300.0	79	42208	No
242	GOM_NL__2PRFIN20100327_183640_000000372088_00070_42208_1719.N1	27-MAR-2010 18:36:40	Bright	37.000	60	7Bet UMi	2.0810	3950.0	74	42208	No
243	GOM_NL__2PRFIN20100327_184546_000000372088_00070_42208_1720.N1	27-MAR-2010 18:45:46	Bright	36.500	89	5Alp Cep	2.4510	8000.0	73	42208	No
244	GOM_NL__2PRFIN20100327_185049_000000412088_00070_42208_1721.N1	27-MAR-2010 18:50:49	Bright	40.500	144	18Del Cyg	2.8600	11000.	81	42208	No
245	GOM_NL__2PRFIN20100327_185233_000000452088_00070_42208_1722.N1	27-MAR-2010 18:52:33	Bright	44.500	66	37Gam Cyg	2.2080	5900.0	89	42208	No
246	GOM_NL__2PRFIN20100327_185428_000000422088_00070_42208_1723.N1	27-MAR-2010 18:54:28	Bright	42.000	92	53Eps Cyg	2.5000	4500.0	84	42208	No
247	GOM_NL__2PRFIN20100327_190355_000000612088_00070_42208_1724.N1	27-MAR-2010 19:03:55	Dark	60.500	11	53Alp Aql	0.76500	8000.0	121	42208	No
248	GOM_NL__2PRFIN20100327_191729_000000542088_00070_42208_1725.N1	27-MAR-2010 19:17:29	Dark	54.000	57	34Sig Sgr	2.0660	26000.	108	42208	No
249	GOM_NL__2PRFIN20100327_192105_000000542088_00070_42208_1726.N1	27-MAR-2010 19:21:05	Dark	54.000	38	20Eps Sgr	1.8360	11000.	108	42208	No
250	GOM_NL__2PRFIN20100327_192512_000000552088_00071_42209_1713.N1	27-MAR-2010 19:25:12	Dark	55.000	25	35Lam Sco	1.6200	28000.	110	42209	No
251	GOM_NL__2PRFIN20100327_192920_000000402088_00071_42209_1714.N1	27-MAR-2010 19:29:20	Dark	39.500	134	Bet TrA	2.8100	6600.0	79	42209	No
252	GOM_NL__2PRFIN20100327_193202_000000532088_00071_42209_1715.N1	27-MAR-2010 19:32:02	Dark	53.000	4	Alp1Cen	-0.010000	5800.0	106	42209	No
253	GOM_NL__2PRFIN20100327_193435_000000462088_00071_42209_1716.N1	27-MAR-2010 19:34:35	Straylight	45.500	78	Alp Lup	2.3040	28000.	91	42209	No
254	GOM_NL__2PRFIN20100327_193611_000000522088_00071_42209_1717.N1	27-MAR-2010 19:36:11	Straylight	52.000	81	Eta Cen	2.3560	28000.	104	42209	No
255	GOM_NL__2PRFIN20100327_193902_000000542088_00071_42209_1718.N1	27-MAR-2010 19:39:02	Straylight	54.000	54	5The Cen	2.0550	4500.0	108	42209	No
256	GOM_NL__2PRFIN20100327_194524_000000472088_00071_42209_1719.N1	27-MAR-2010 19:45:24	Straylight	47.000	106	9Bet Crv	2.6480	5600.0	94	42209	No
257	GOM_NL__2PRFIN20100327_194727_000000432088_00071_42209_1720.N1	27-MAR-2010 19:47:27	Twi_and_stray	43.000	100	4Gam Crv	2.5800	13100.	86	42209	No
258	GOM_NL__2PRFIN20100327_195249_000000492088_00071_42209_1721.N1	27-MAR-2010 19:52:49	Bright	48.500	121	29Gam Vir	2.7400	7200.0	97	42209	No
259	GOM_NL__2PRFIN20100327_195727_000000402088_00071_42209_1722.N1	27-MAR-2010 19:57:27	Bright	40.000	62	94Bet Leo	2.1360	9700.0	80	42209	No
260	GOM_NL__2PRFIN20100327_195857_000000542088_00071_42209_1723.N1	27-MAR-2010 19:58:57	Bright	54.000	96	68Del Leo	2.5600	9300.0	108	42209	No
261	GOM_NL__2PRFIN20100327_200550_000000362088_00071_42209_1724.N1	27-MAR-2010 20:05:50	Bright	36.000	174	52Psi UMa	3.0040	4400.0	72	42209	No
262	GOM_NL__2PRFIN20100327_200909_000000372088_00071_42209_1725.N1	27-MAR-2010 20:09:09	Bright	36.500	82	48Bet UMa	2.3650	10600.	73	42209	No
263	GOM_NL__2PRFIN20100327_201040_000000402088_00071_42209_1726.N1	27-MAR-2010 20:10:40	Bright	40.000	36	50Alp UMa	1.8000	6300.0	80	42209	No
264	GOM_NL__2PRFIN20100327_201715_000000382088_00071_42209_1727.N1	27-MAR-2010 20:17:15	Bright	37.500	60	7Bet UMi	2.0810	3950.0	75	42209	No
265	GOM_NL__2PRFIN20100327_202622_000000362088_00071_42209_1728.N1	27-MAR-2010 20:26:22	Bright	35.500	89	5Alp Cep	2.4510	8000.0	71	42209	No
266	GOM_NL__2PRFIN20100327_203124_000000462088_00071_42209_1729.N1	27-MAR-2010 20:31:24	Bright	46.000	144	18Del Cyg	2.8600	11000.	92	42209	No
267	GOM_NL__2PRFIN20100327_203309_000000442088_00071_42209_1730.N1	27-MAR-2010 20:33:09	Bright	44.000	66	37Gam Cyg	2.2080	5900.0	88	42209	No
268	GOM_NL__2PRFIN20100327_203504_000000402088_00071_42209_1731.N1	27-MAR-2010 20:35:04	Bright	39.500	92	53Eps Cyg	2.5000	4500.0	79	42209	No
269	GOM_NL__2PRFIN20100327_204432_000000622088_00071_42209_1732.N1	27-MAR-2010 20:44:32	Dark	61.500	11	53Alp Aql	0.76500	8000.0	123	42209	No
270	GOM_NL__2PRFIN20100327_205806_000000502088_00071_42209_1733.N1	27-MAR-2010 20:58:06	Dark	49.500	57	34Sig Sgr	2.0660	26000.	99	42209	No
271	GOM_NL__2PRFIN20100327_210142_000000572088_00071_42209_1734.N1	27-MAR-2010 21:01:42	Dark	57.000	38	20Eps Sgr	1.8360	11000.	114	42209	No
272	GOM_NL__2PRFIN20100327_210550_000000572088_00072_42210_1741.N1	27-MAR-2010 21:05:50	Dark	56.500	25	35Lam Sco	1.6200	28000.	113	42210	No
273	GOM_NL__2PRFIN20100327_210957_000000422088_00072_42210_1742.N1	27-MAR-2010 21:09:57	Dark	41.500	134	Bet TrA	2.8100	6600.0	83	42210	No
274	GOM_NL__2PRFIN20100327_211238_000000502088_00072_42210_1743.N1	27-MAR-2010 21:12:38	Dark	49.500	4	Alp1Cen	-0.010000	5800.0	99	42210	No
275	GOM_NL__2PRFIN20100327_211512_000000502088_00072_42210_1744.N1	27-MAR-2010 21:15:12	Straylight	49.500	78	Alp Lup	2.3040	28000.	99	42210	No
276	GOM_NL__2PRFIN20100327_211647_000000492088_00072_42210_1745.N1	27-MAR-2010 21:16:47	Straylight	49.000	81	Eta Cen	2.3560	28000.	98	42210	No
277	GOM_NL__2PRFIN20100327_211938_000000542088_00072_42210_1746.N1	27-MAR-2010 21:19:38	Straylight	53.500	54	5The Cen	2.0550	4500.0	107	42210	No
278	GOM_NL__2PRFIN20100327_212600_000000482088_00072_42210_1747.N1	27-MAR-2010 21:26:00	Straylight	47.500	106	9Bet Crv	2.6480	5600.0	95	42210	No

279	GOM_NL__2PRFIN20100327_212803_000000452088_00072_42210_1748.N1	27-MAR-2010 21:28:03	Twilight	44.500	100	4Gam Crv	2.5800	13100.	89	42210	No
280	GOM_NL__2PRFIN20100327_213325_000000472088_00072_42210_1749.N1	27-MAR-2010 21:33:25	Bright	47.000	121	29Gam Vir	2.7400	7200.0	94	42210	No
281	GOM_NL__2PRFIN20100327_213802_000000422088_00072_42210_1750.N1	27-MAR-2010 21:38:02	Bright	41.500	62	94Bet Leo	2.1360	9700.0	83	42210	No
282	GOM_NL__2PRFIN20100327_213932_000000372088_00072_42210_1751.N1	27-MAR-2010 21:39:32	Bright	37.000	96	68Del Leo	2.5600	9300.0	74	42210	No
283	GOM_NL__2PRFIN20100327_214625_000000392088_00072_42210_1752.N1	27-MAR-2010 21:46:25	Bright	38.500	174	52Psi UMa	3.0040	4400.0	77	42210	No
284	GOM_NL__2PRFIN20100327_214944_000000372088_00072_42210_1753.N1	27-MAR-2010 21:49:44	Bright	37.000	82	48Bet UMa	2.3650	10600.	74	42210	No
285	GOM_NL__2PRFIN20100327_215116_000000392088_00072_42210_1754.N1	27-MAR-2010 21:51:16	Bright	38.500	36	50Alp UMa	1.8000	6300.0	77	42210	No
286	GOM_NL__2PRFIN20100327_215751_000000432088_00072_42210_1755.N1	27-MAR-2010 21:57:51	Bright	42.500	60	7Bet UMi	2.0810	3950.0	85	42210	No
287	GOM_NL__2PRFIN20100327_220658_000000382088_00072_42210_1756.N1	27-MAR-2010 22:06:58	Bright	38.000	89	5Alp Cep	2.4510	8000.0	76	42210	No
288	GOM_NL__2PRFIN20100327_221200_000000442088_00072_42210_1757.N1	27-MAR-2010 22:12:00	Bright	44.000	144	18Del Cyg	2.8600	11000.	88	42210	No
289	GOM_NL__2PRFIN20100327_221345_000000422088_00072_42210_1758.N1	27-MAR-2010 22:13:45	Bright	42.000	66	37Gam Cyg	2.2080	5900.0	84	42210	No
290	GOM_NL__2PRFIN20100327_221540_000000412088_00072_42210_1759.N1	27-MAR-2010 22:15:40	Bright	40.500	92	53Eps Cyg	2.5000	4500.0	81	42210	No
291	GOM_NL__2PRFIN20100327_222508_000000602088_00072_42210_1760.N1	27-MAR-2010 22:25:08	Dark	60.000	11	53Alp Aql	0.76500	8000.0	120	42210	No
292	GOM_NL__2PRFIN20100327_223843_000000512088_00072_42210_1761.N1	27-MAR-2010 22:38:43	Dark	50.500	57	34Sig Sgr	2.0660	26000.	101	42210	No
293	GOM_NL__2PRFIN20100327_224219_000000562088_00072_42210_1762.N1	27-MAR-2010 22:42:19	Dark	56.000	38	20Eps Sgr	1.8360	11000.	112	42210	No
294	GOM_NL__2PRFIN20100327_224627_000000562088_00073_42211_1749.N1	27-MAR-2010 22:46:27	Dark	55.500	25	35Lam Sco	1.6200	28000.	111	42211	No
295	GOM_NL__2PRFIN20100327_225033_000000392088_00073_42211_1750.N1	27-MAR-2010 22:50:33	Dark	39.000	134	Bet TrA	2.8100	6600.0	78	42211	No
296	GOM_NL__2PRFIN20100327_225314_000000502088_00073_42211_1751.N1	27-MAR-2010 22:53:14	Dark	49.500	4	Alp1Cen	-0.010000	5800.0	99	42211	No
297	GOM_NL__2PRFIN20100327_225549_000000472088_00073_42211_1752.N1	27-MAR-2010 22:55:49	Straylight	47.000	78	Alp Lup	2.3040	28000.	94	42211	No
298	GOM_NL__2PRFIN20100327_225724_000000492088_00073_42211_1753.N1	27-MAR-2010 22:57:24	Straylight	48.500	81	Eta Cen	2.3560	28000.	97	42211	No
299	GOM_NL__2PRFIN20100327_230015_000000542088_00073_42211_1754.N1	27-MAR-2010 23:00:15	Straylight	54.000	54	5The Cen	2.0550	4500.0	108	42211	No
300	GOM_NL__2PRFIN20100327_230636_000000472088_00073_42211_1755.N1	27-MAR-2010 23:06:36	Straylight	47.000	106	9Bet Crv	2.6480	5600.0	94	42211	No
301	GOM_NL__2PRFIN20100327_230838_000000452088_00073_42211_1756.N1	27-MAR-2010 23:08:38	Twilight	45.000	100	4Gam Crv	2.5800	13100.	90	42211	No
302	GOM_NL__2PRFIN20100327_231401_000000482088_00073_42211_1757.N1	27-MAR-2010 23:14:01	Bright	47.500	121	29Gam Vir	2.7400	7200.0	95	42211	No
303	GOM_NL__2PRFIN20100327_231838_000000422088_00073_42211_1758.N1	27-MAR-2010 23:18:38	Bright	41.500	62	94Bet Leo	2.1360	9700.0	83	42211	No
304	GOM_NL__2PRFIN20100327_232008_000000392088_00073_42211_1759.N1	27-MAR-2010 23:20:08	Bright	39.000	96	68Del Leo	2.5600	9300.0	78	42211	No
305	GOM_NL__2PRFIN20100327_232701_000000382088_00073_42211_1760.N1	27-MAR-2010 23:27:01	Bright	38.000	174	52Psi UMa	3.0040	4400.0	76	42211	No
306	GOM_NL__2PRFIN20100327_233020_000000372088_00073_42211_1761.N1	27-MAR-2010 23:30:20	Bright	36.500	82	48Bet UMa	2.3650	10600.	73	42211	No
307	GOM_NL__2PRFIN20100327_233152_000000362088_00073_42211_1762.N1	27-MAR-2010 23:31:52	Bright	35.500	36	50Alp UMa	1.8000	6300.0	71	42211	No
308	GOM_NL__2PRFIN20100327_233827_000000372088_00073_42211_1763.N1	27-MAR-2010 23:38:27	Bright	37.000	60	7Bet UMi	2.0810	3950.0	74	42211	No
309	GOM_NL__2PRFIN20100327_234733_000000542088_00073_42211_1764.N1	27-MAR-2010 23:47:33	Bright	54.000	89	5Alp Cep	2.4510	8000.0	108	42211	No
310	GOM_NL__2PRFIN20100327_235236_000000432088_00073_42211_1765.N1	27-MAR-2010 23:52:36	Bright	42.500	144	18Del Cyg	2.8600	11000.	85	42211	No
311	GOM_NL__2PRFIN20100327_235421_000000392088_00073_42211_1766.N1	27-MAR-2010 23:54:21	Bright	39.000	66	37Gam Cyg	2.2080	5900.0	78	42211	No
312	GOM_NL__2PRFIN20100327_235616_000000422088_00073_42211_1767.N1	27-MAR-2010 23:56:16	Bright	42.000	92	53Eps Cyg	2.5000	4500.0	84	42211	No

### 3. Quality information per product

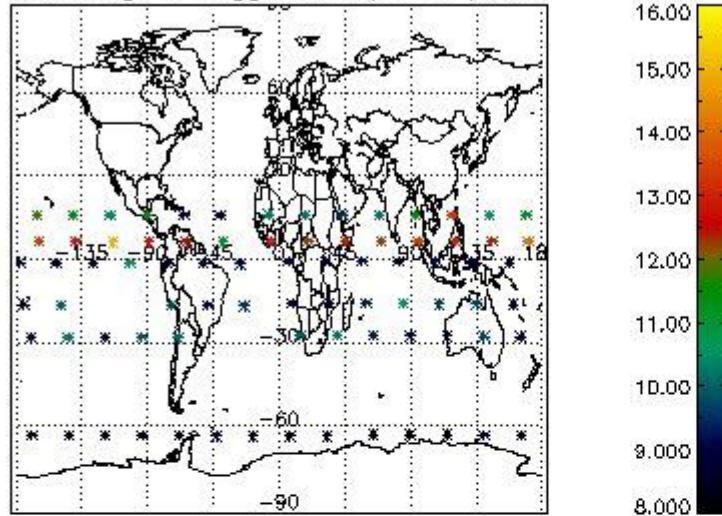
In this section it is plotted some information contained in the Quality Summary data set of the level 2 products. Only products in dark limb conditions and without errors (error flag in the MPH set to "0") are used.

#### 3.1 Plot quality information per product (time dependant)

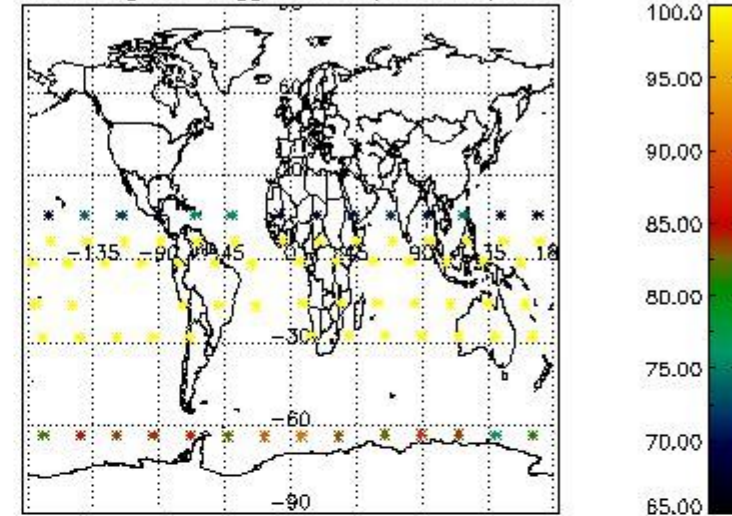


*3.2 Plot quality information per product (world map)*

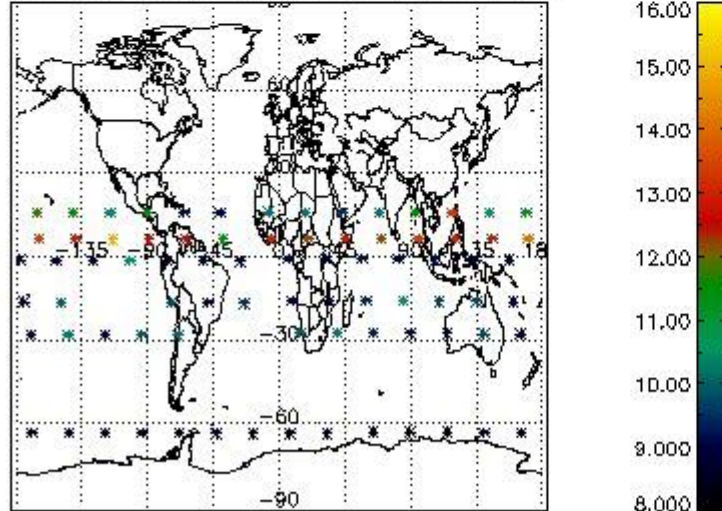
Percentage of flagged data per O3 profile



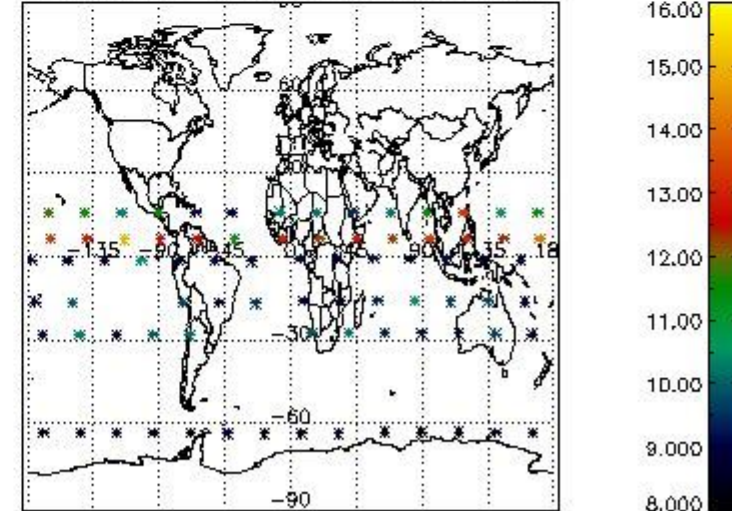
Percentage of flagged data per H2O profile



Percentage of flagged data per NO2 profile



Percentage of flagged data per NO3 profile

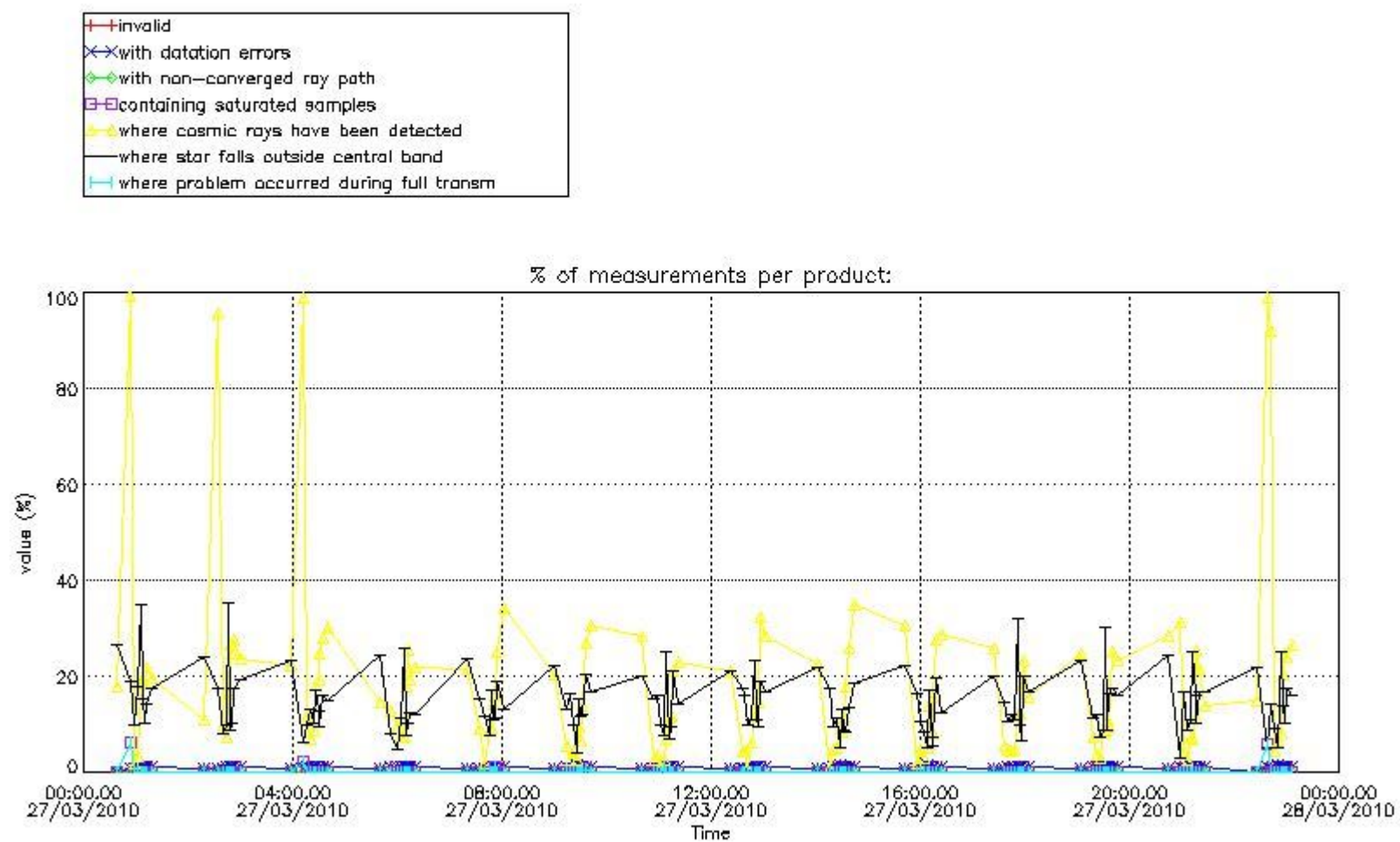


#### 4. Level 1 quality information per product

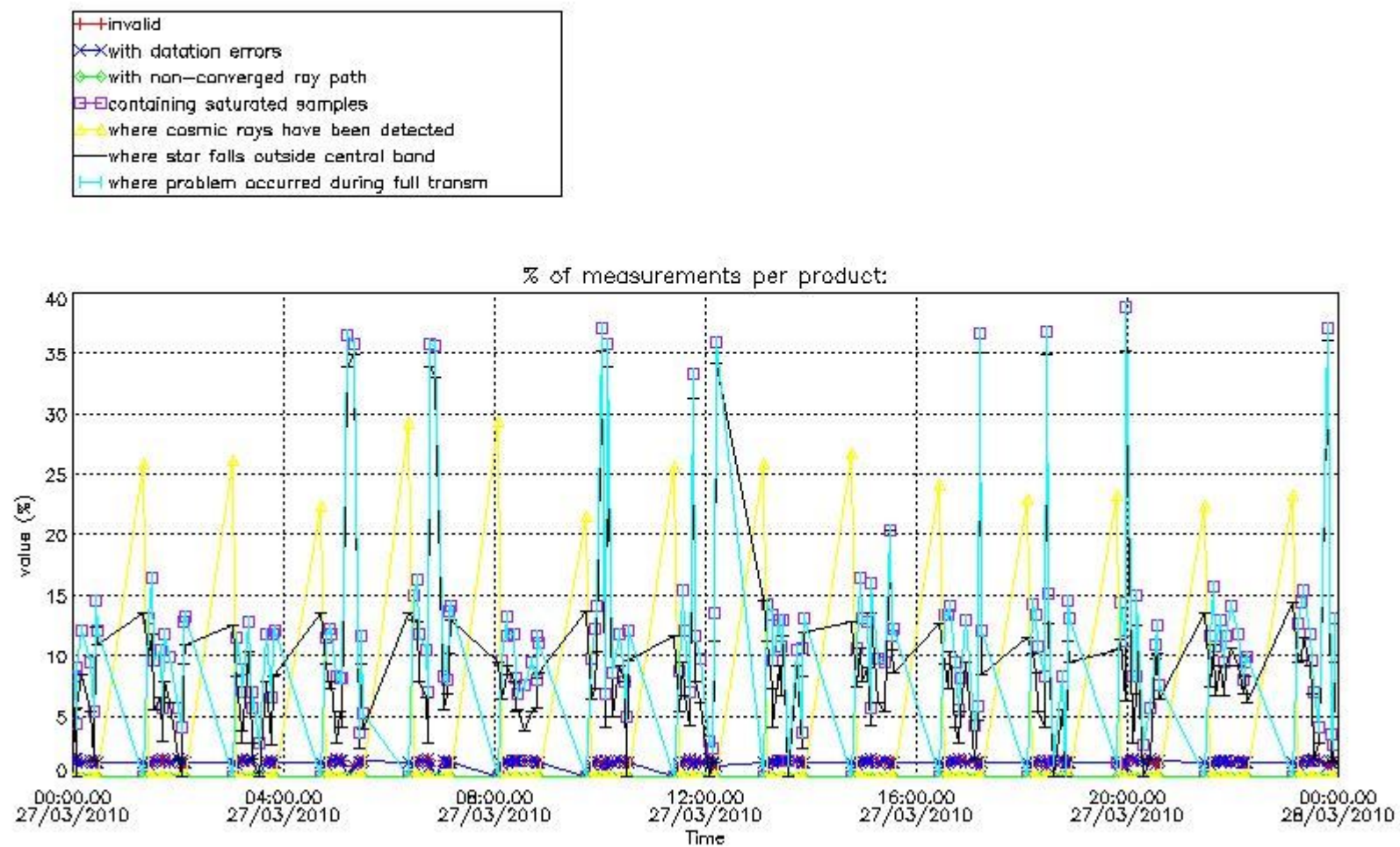
In this section it is plotted some information contained in the Quality Summary data set of the level 2 products that comes from the level 1b processing. Products without errors (error flag in the MPH set to "0") are used.

##### 4.1 Plot quality information per product (time dependant) coming from level 1b processing

###### 4.1.1 Plot level 1 quality information per product (time dependant): ENVISAT ASCENDING passes

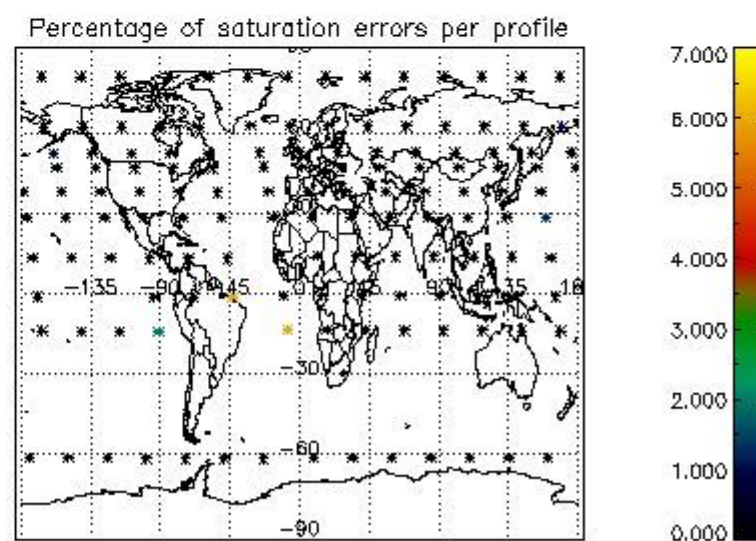
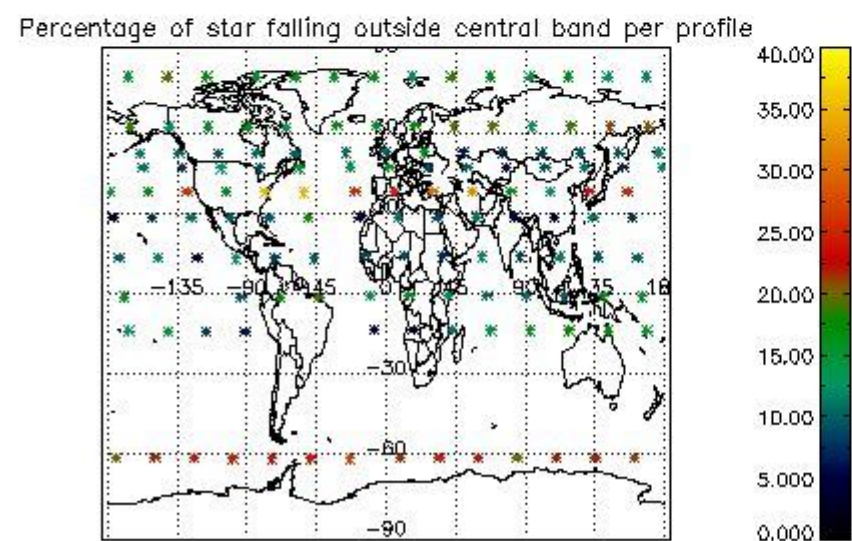
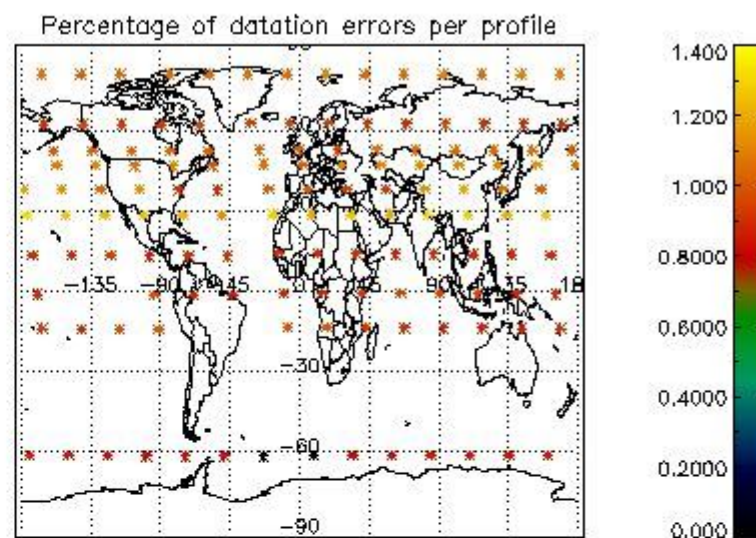
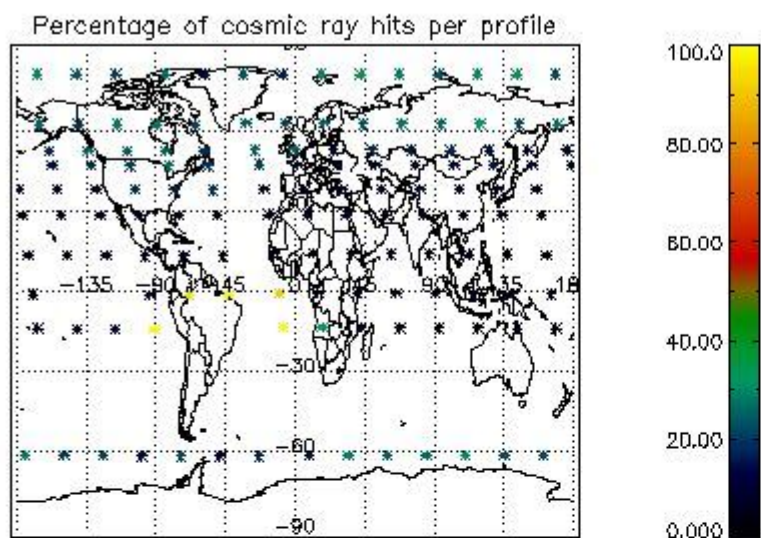


4.1.2 Plot level 1 quality information per product (time dependant): ENVI SAT DESCENDING passes



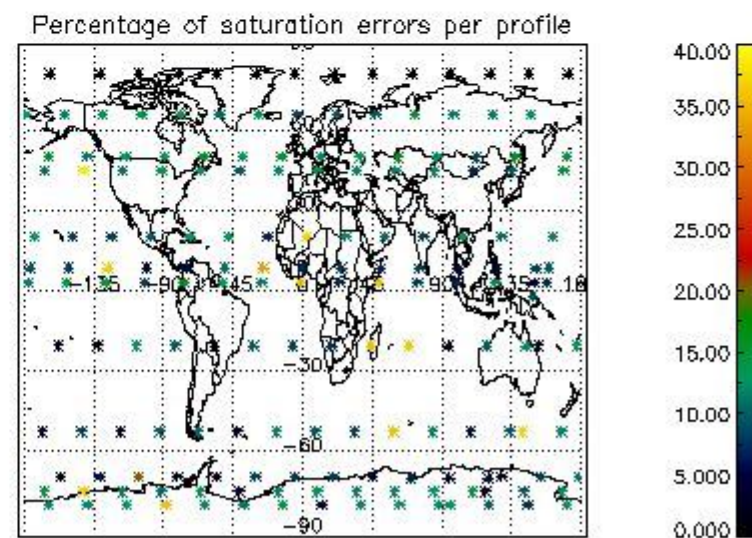
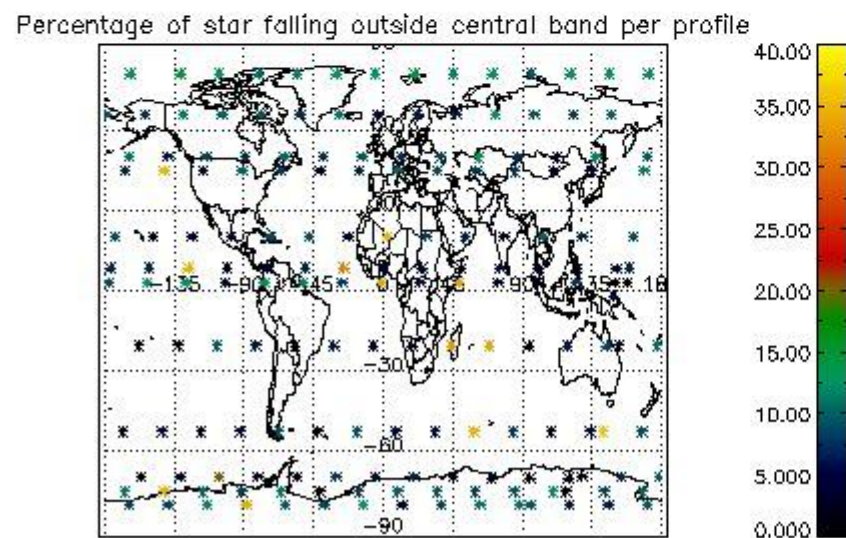
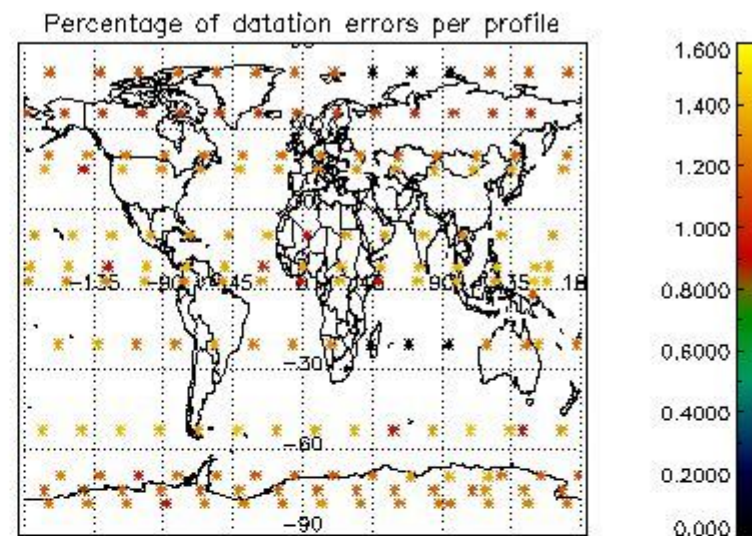
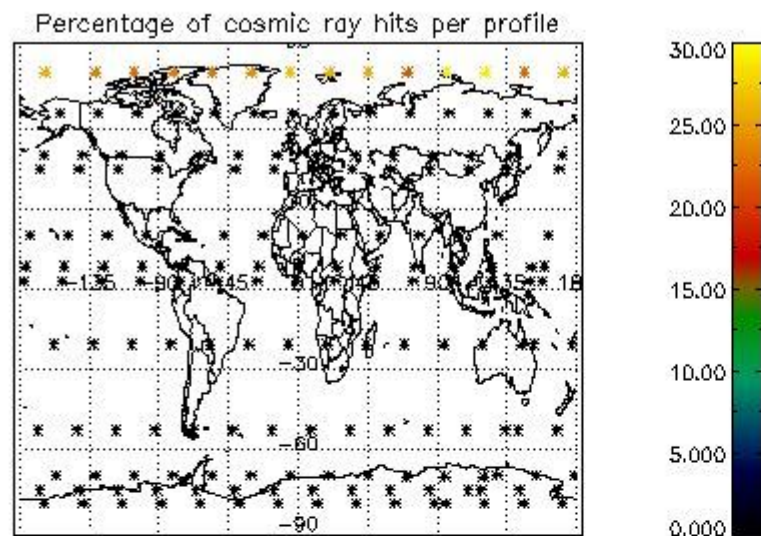
4.2 Plot quality information per product coming from level 1b processing (world map)

4.2.1 Plot level 1 quality information per product (world map): ENVISAT ASCENDING passes



4.2.2 Plot level 1 quality information per product (world map): ENVISAT DESCENDING passes





## 5. Trace gas profiles

### 5.1 Ozone statistics based on quality of products

The final quality of the products can be "measured" using the STD (Standard Deviation) attached to every point profile. This information is written to the parameter GOM\_NL\_\_2P/NL\_LOCAL\_SPECIES\_DENSITY/o3\_std of the level 2 products. The table below shows the statistics for given STD ranges.

The statistics are given with respect to the overall valid production:

- Products without fatal errors: GOM\_NL\_\_2P/MPH/PRODUCT\_ERR=0
- Valid point profile: GOM\_NL\_\_2P/NL\_LOCAL\_SPECIES\_DENSITY/pcd(0)=0

The 'Criteria' is applied to valid points of dark limb products:

- Products in dark limb illumination condition: GOM\_NL\_\_2P/NL\_SUMMARY\_QUALITY/obs\_ill\_cond=0
- Products without fatal errors: GOM\_NL\_\_2P/MPH/PRODUCT\_ERR=0
- Valid point profile: GOM\_NL\_\_2P/NL\_LOCAL\_SPECIES\_DENSITY/pcd(0)=0

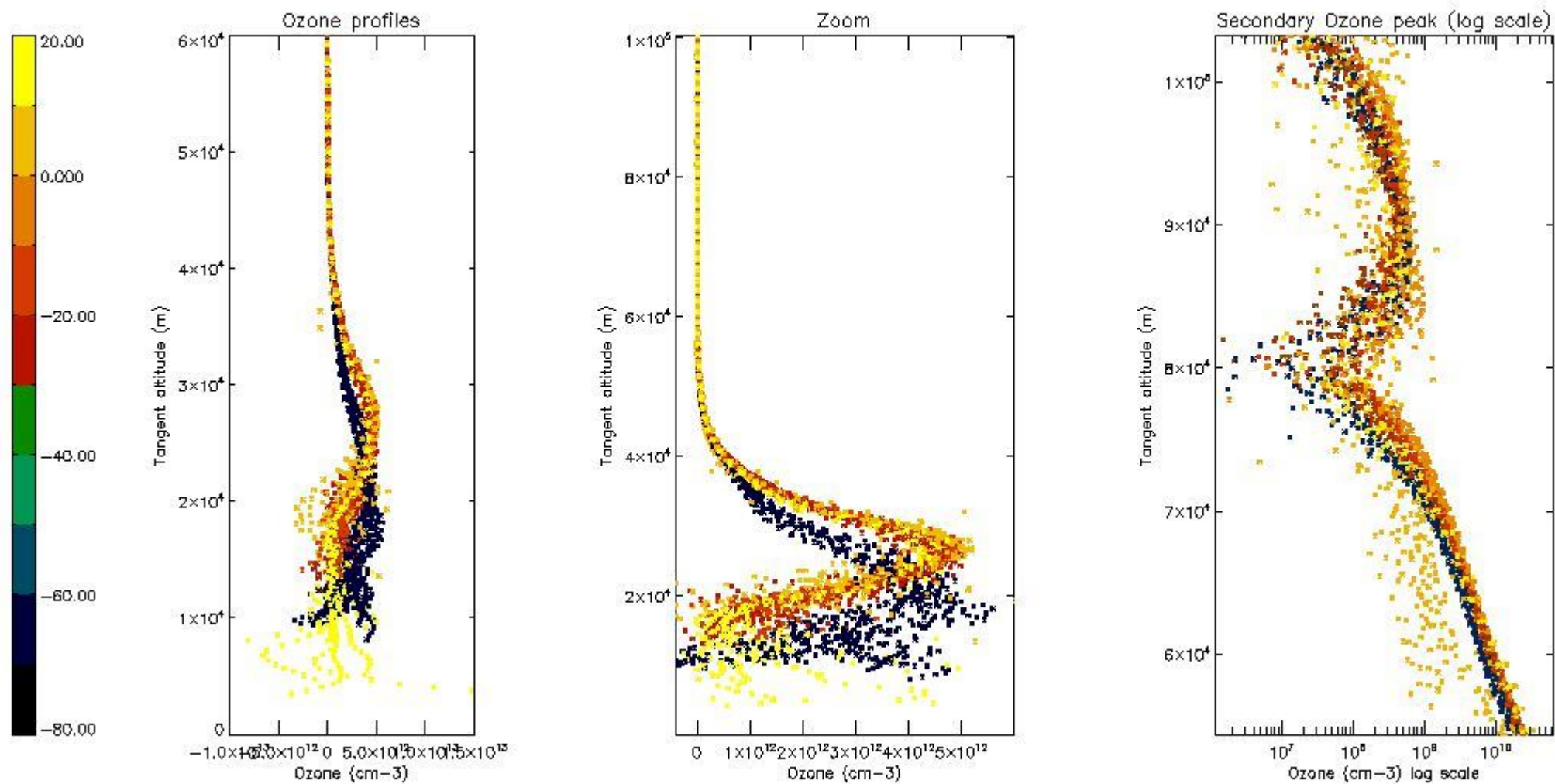
So, the table below shows the percentage of dark limb and valid observations for each criteria with respect to the overall valid daily observations.

Criteria	% of total production
All STD	30
STD < 20	18

STD < 10	15
STD < 5	12

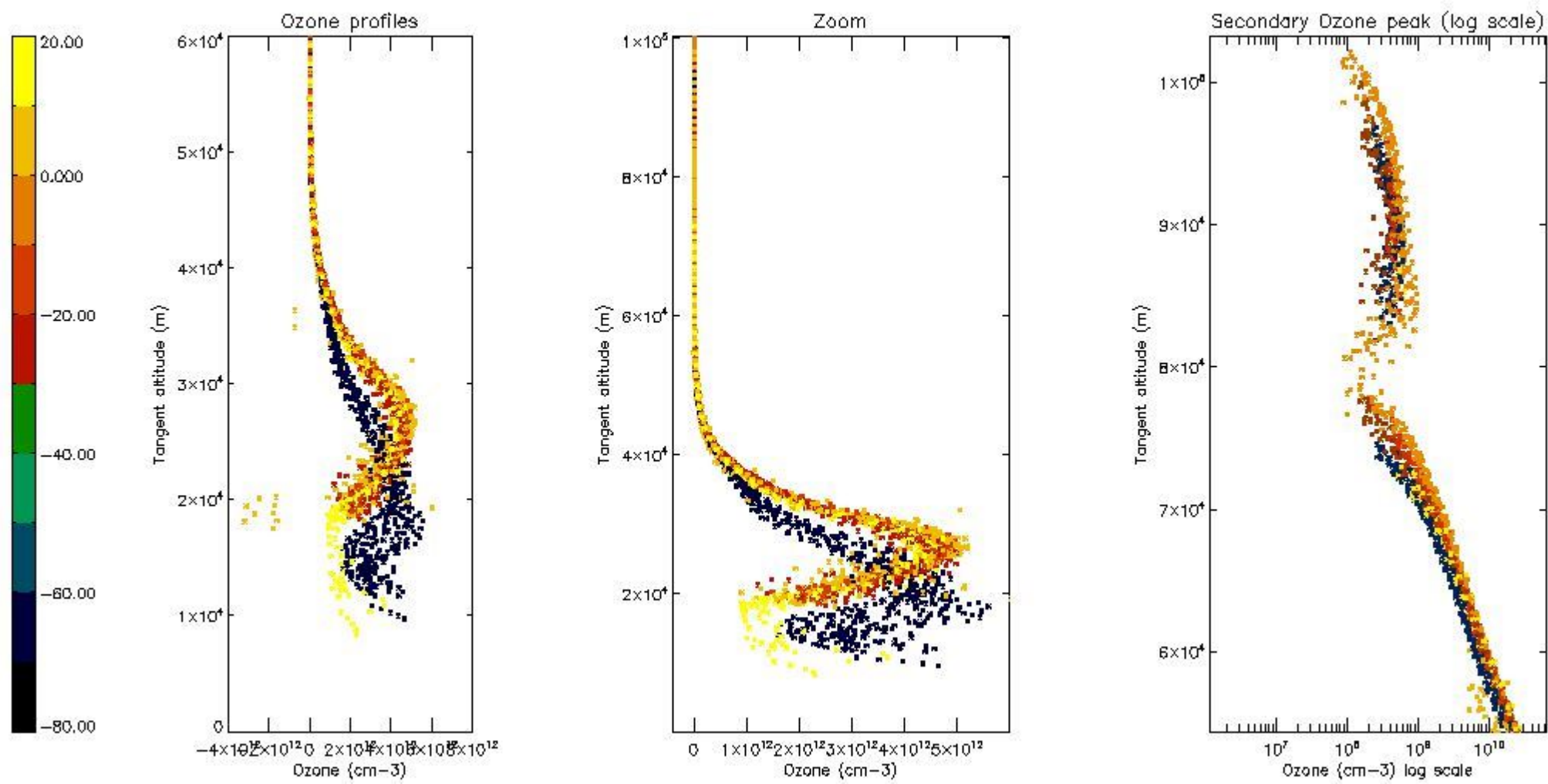
5.2 Plot ozone profiles for all STD (dark without errors)

The colorbar represents the latitude.



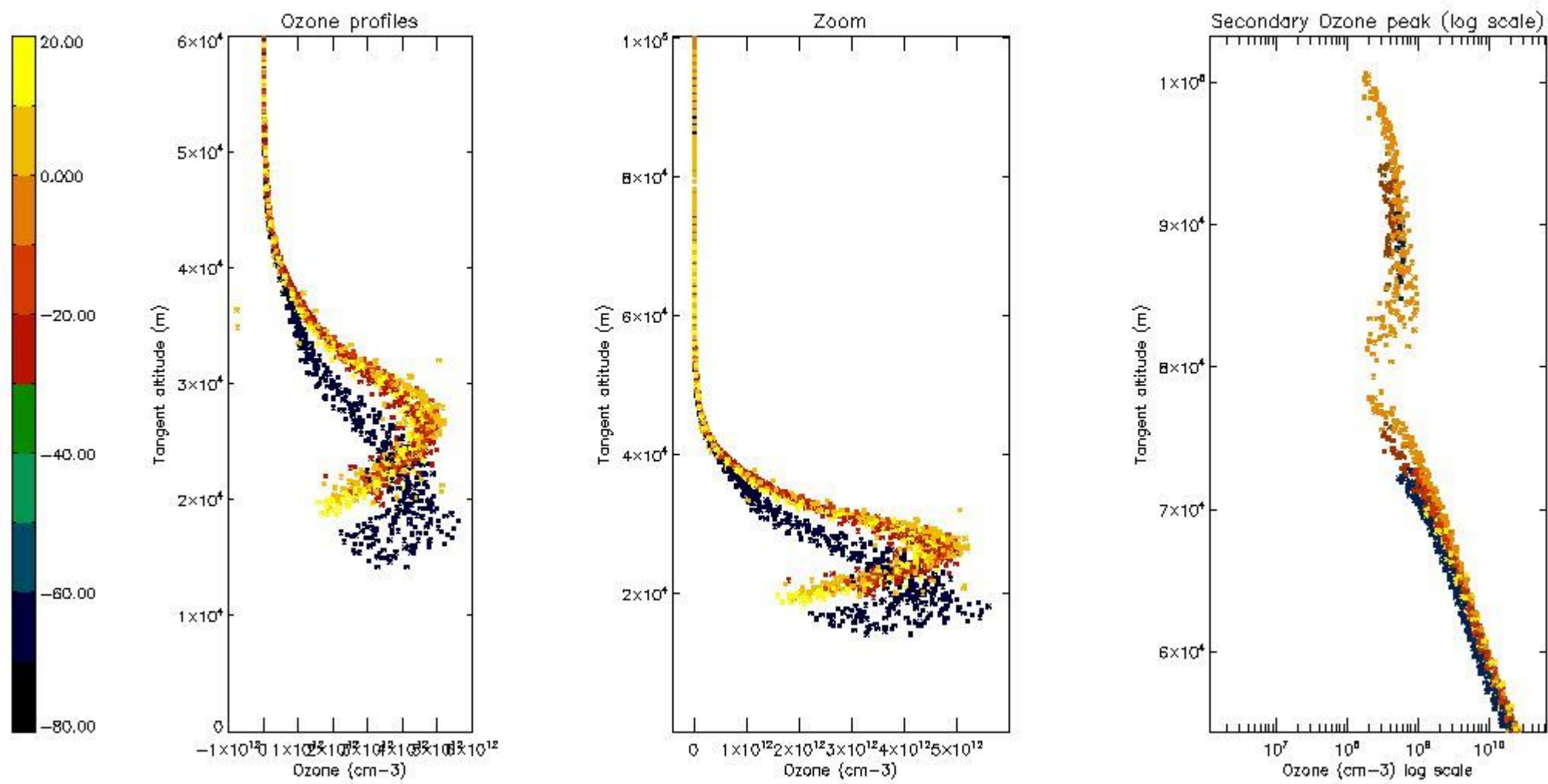
5.3 Plot ozone profiles where STD < 20% (dark without errors)

The colorbar represents the latitude.



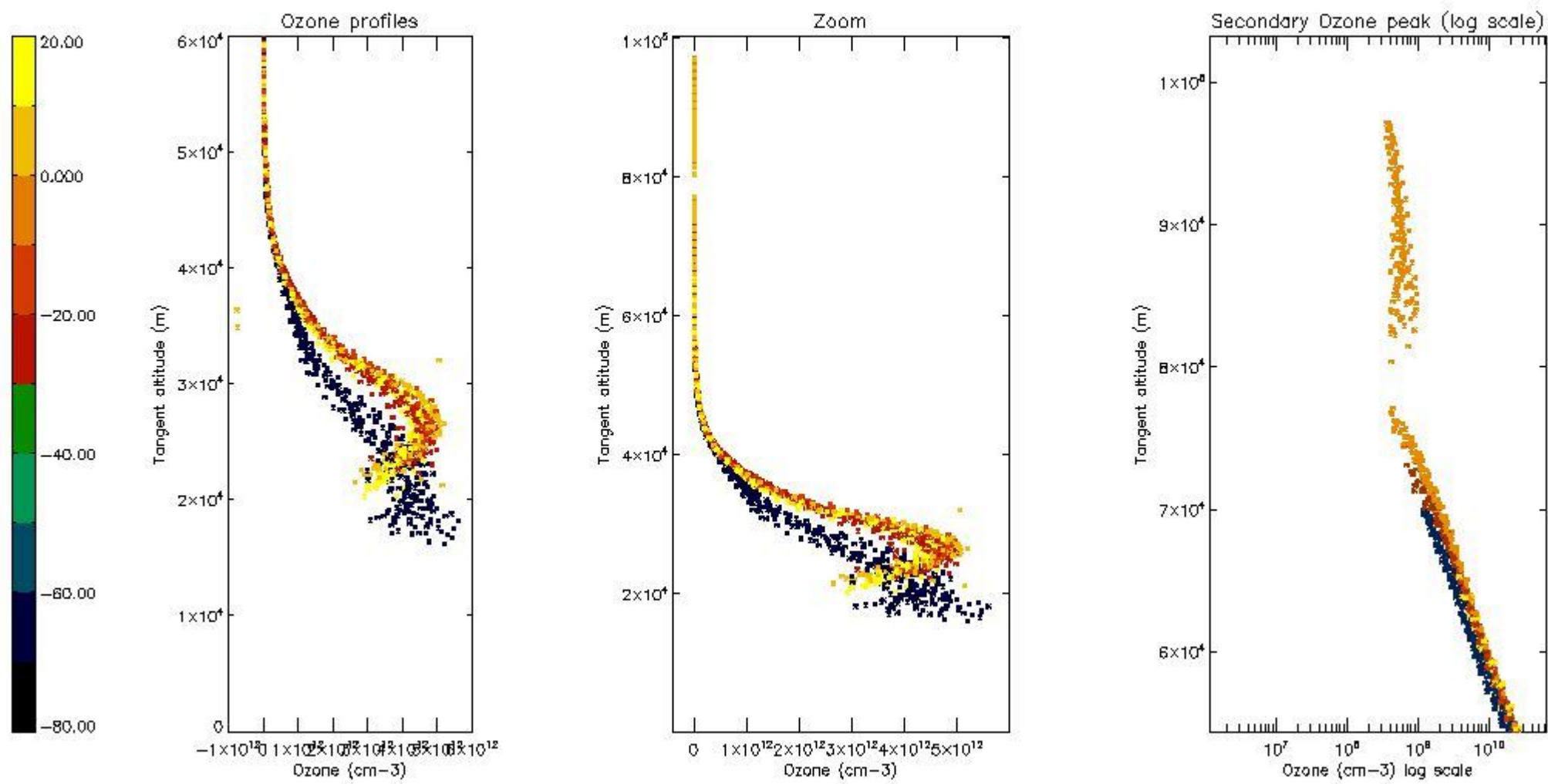
*5.4 Plot ozone profiles where STD < 10% (dark without errors)*

The colorbar represents the latitude.



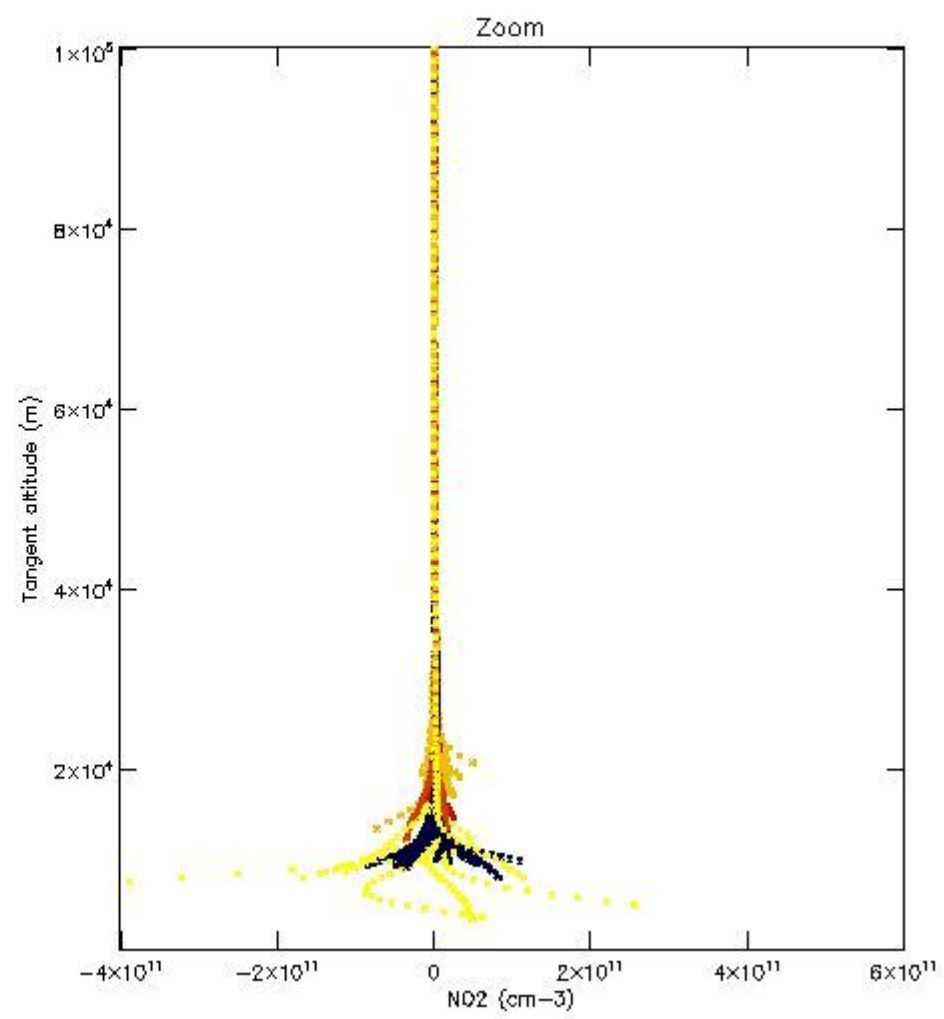
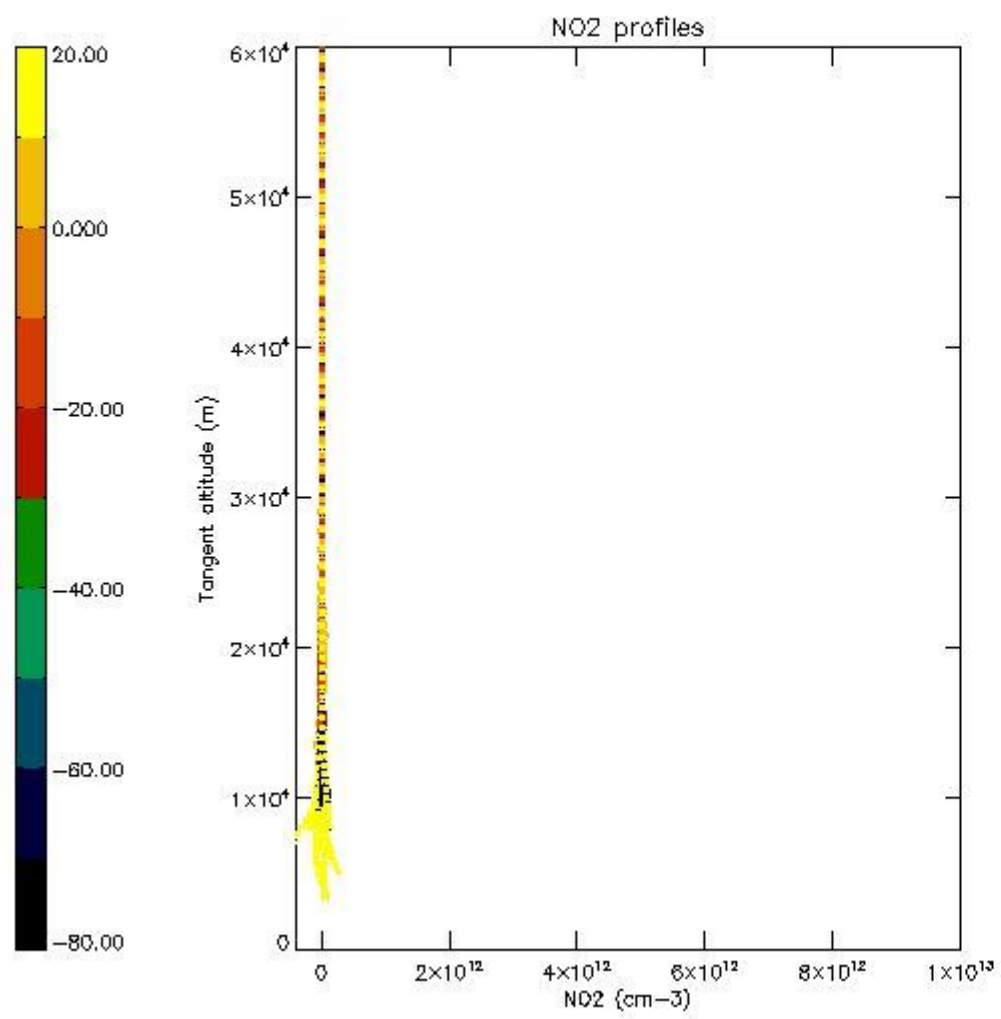
*5.5 Plot ozone profiles where STD < 5% (dark without errors)*

The colorbar represents the latitude.



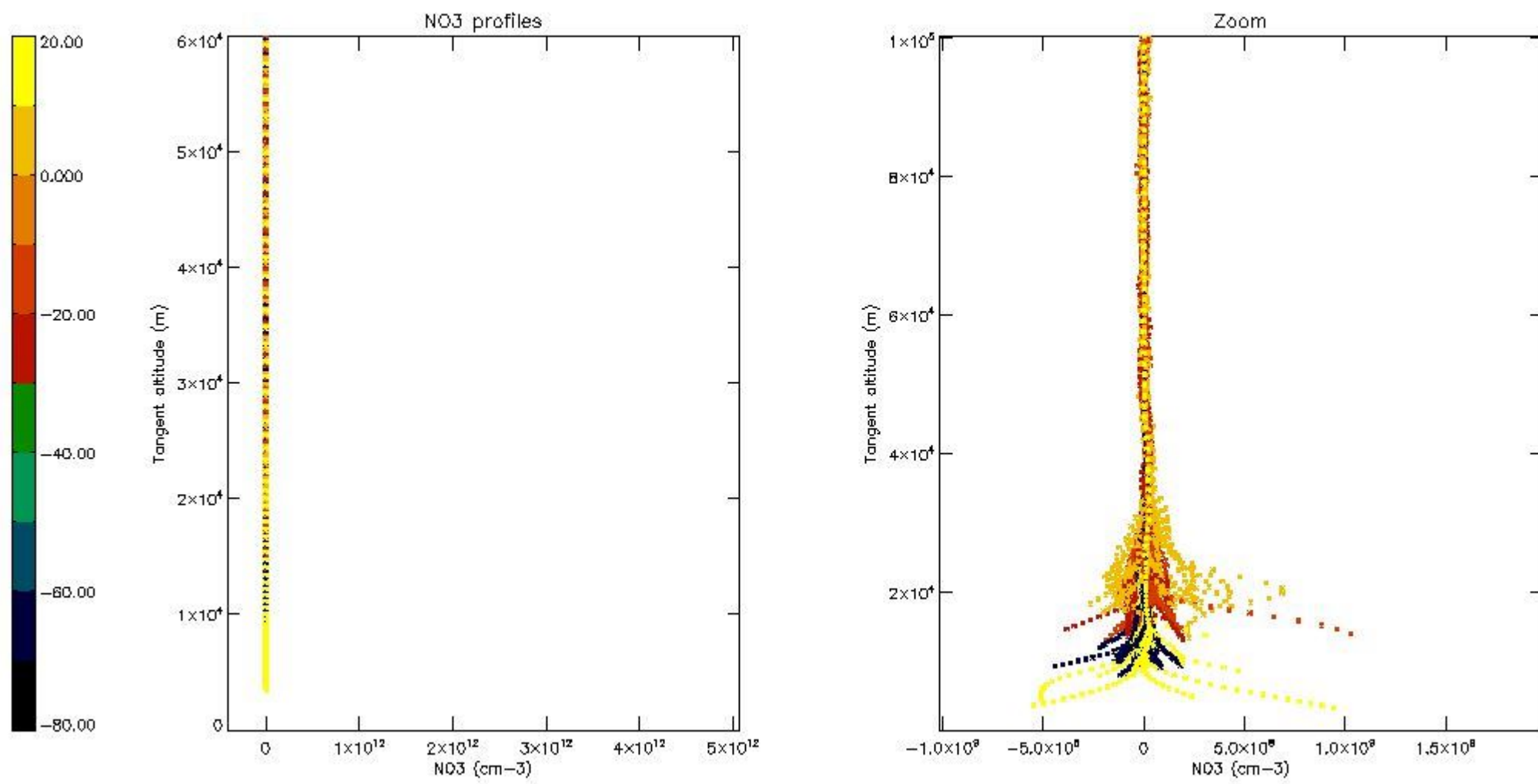
*5.6 Plot NO<sub>2</sub> profiles for all STD (dark without errors)*

The colorbar represents the latitude.



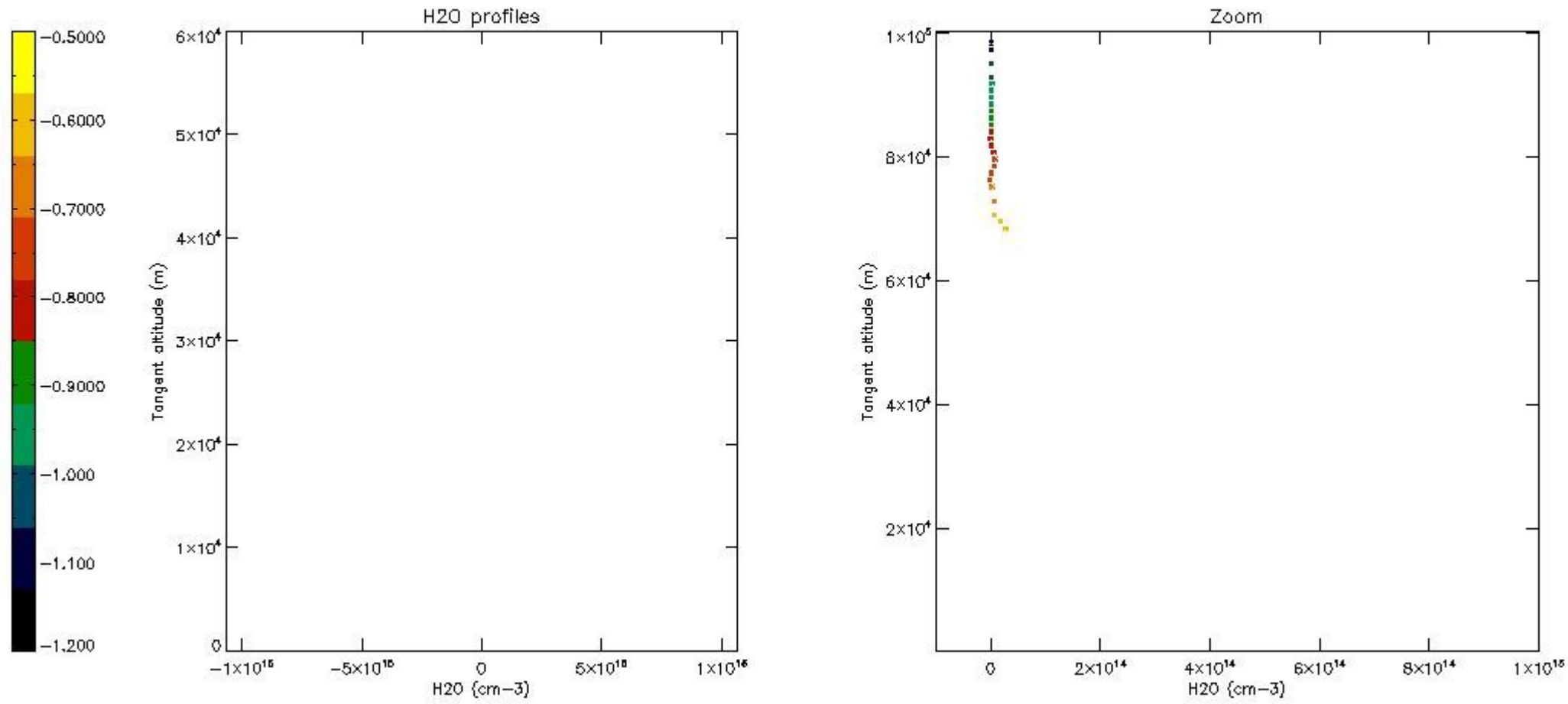
*5.7 Plot NO3 profiles for all STD (dark without errors)*

The colorbar represents the latitude.



5.8 Plot H<sub>2</sub>O profiles for all STD (only for occultations of stars 1,2,3,4,13,14,16,26,63 dark without errors)

The colorbar represents the latitude.

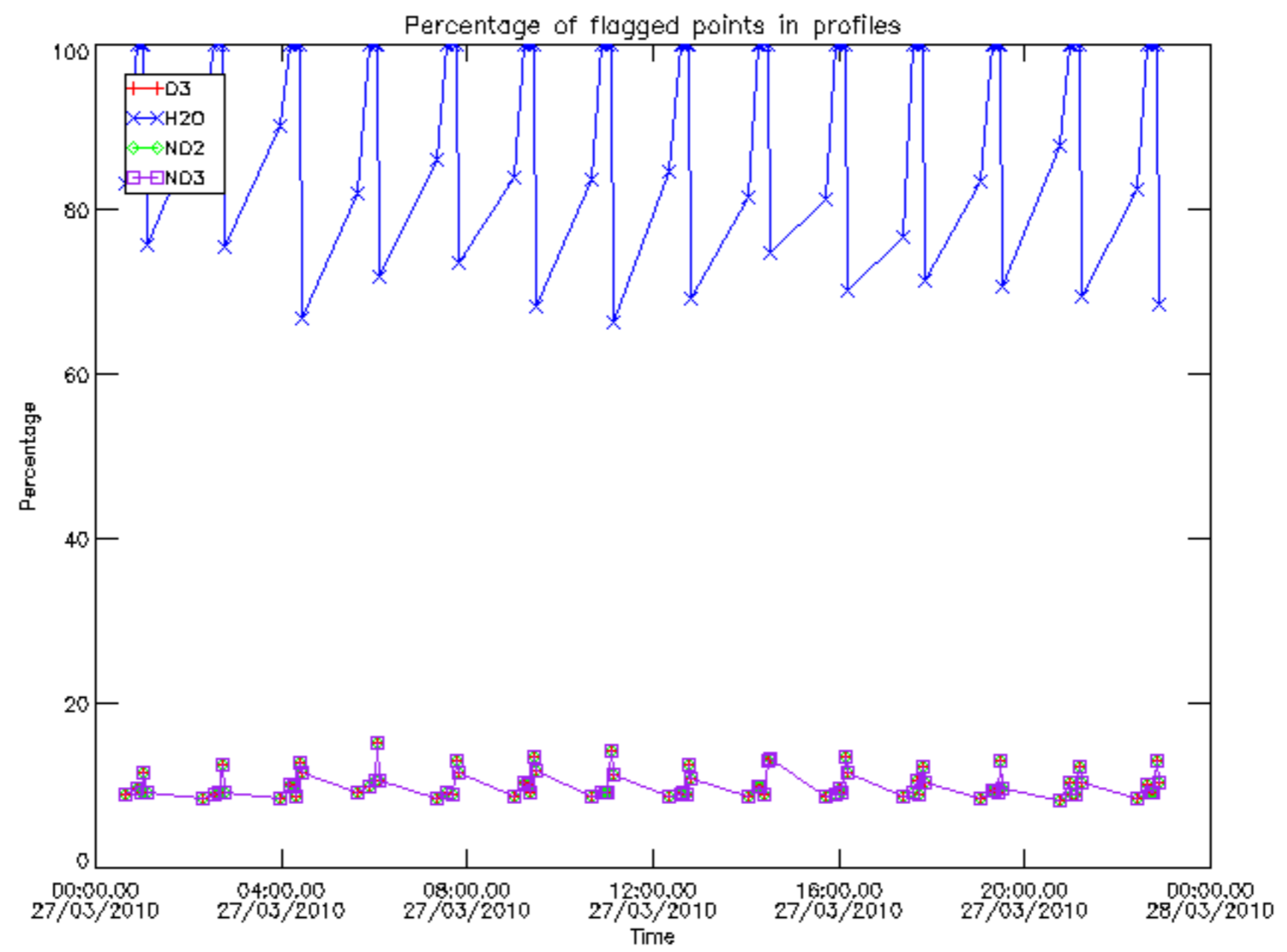


## 6. Auxiliary Data Files used for the production reported in section 2

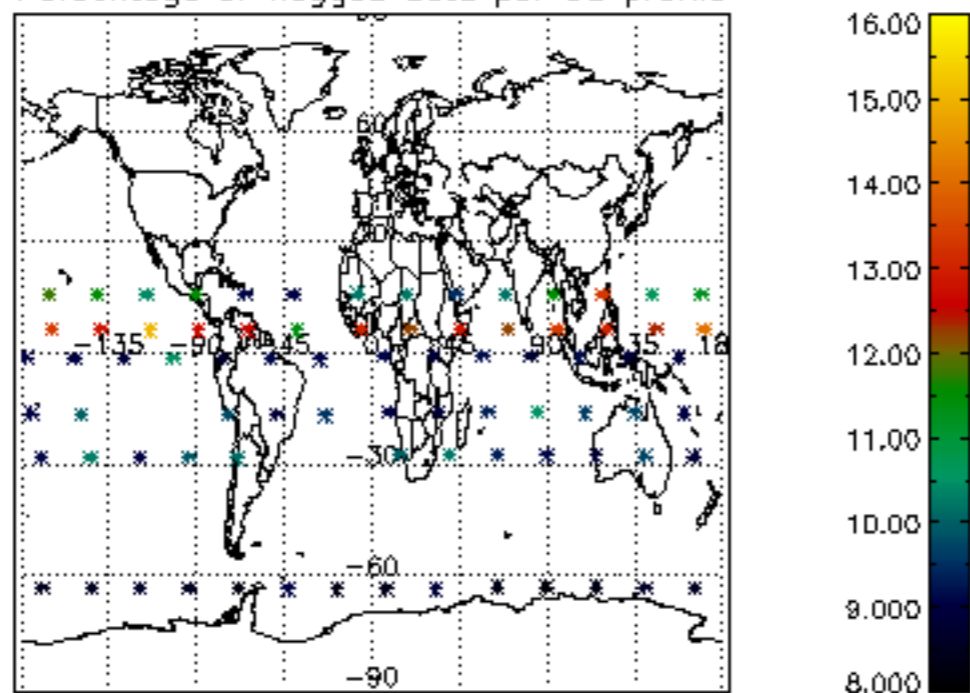
The number reported in the third column indicates since which file (see list in section 2) the corresponding auxiliary file has been used. The fourth column is the date of those product files.

Type	Auxiliary Filename	Used since product	Used since product date
INST_PHYS_CHARACTERISTICS	GOM_INS_AXVIEC20091111_143220_20030716_120000_20500101_000000	1	27-MAR-2010 00:01:59
LEVEL-2_PROC_CONFIG	GOM_PR2_AXVIEC20091111_152718_20020301_000000_20500101_000000	1	27-MAR-2010 00:01:59
CROSS_SECTIONS_FILE	GOM_CRS_AXVIEC20091111_154832_20020301_000000_20500101_000000	1	27-MAR-2010 00:01:59

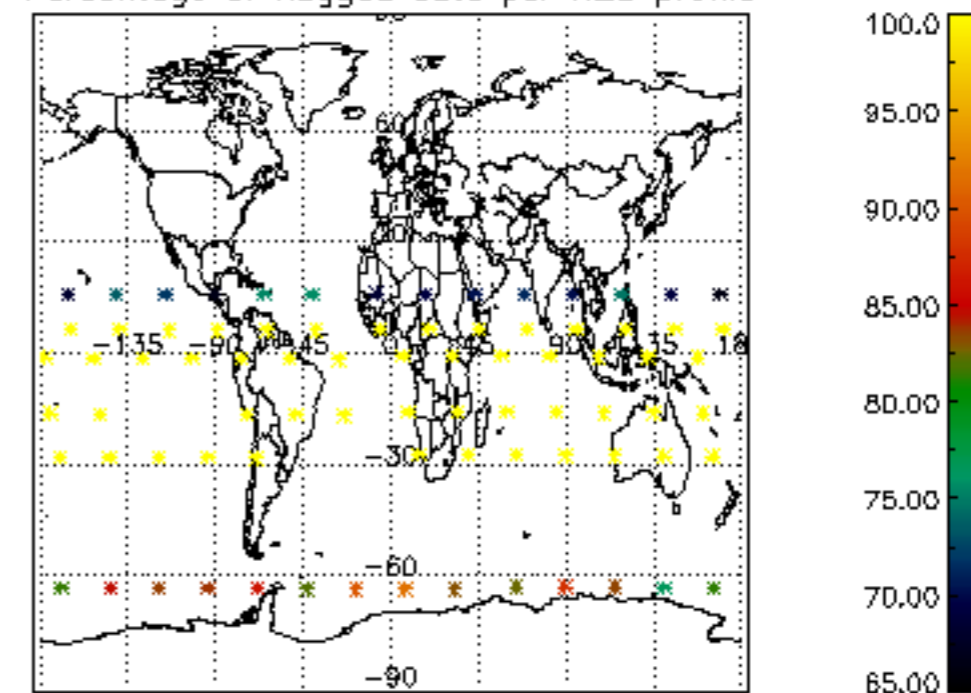




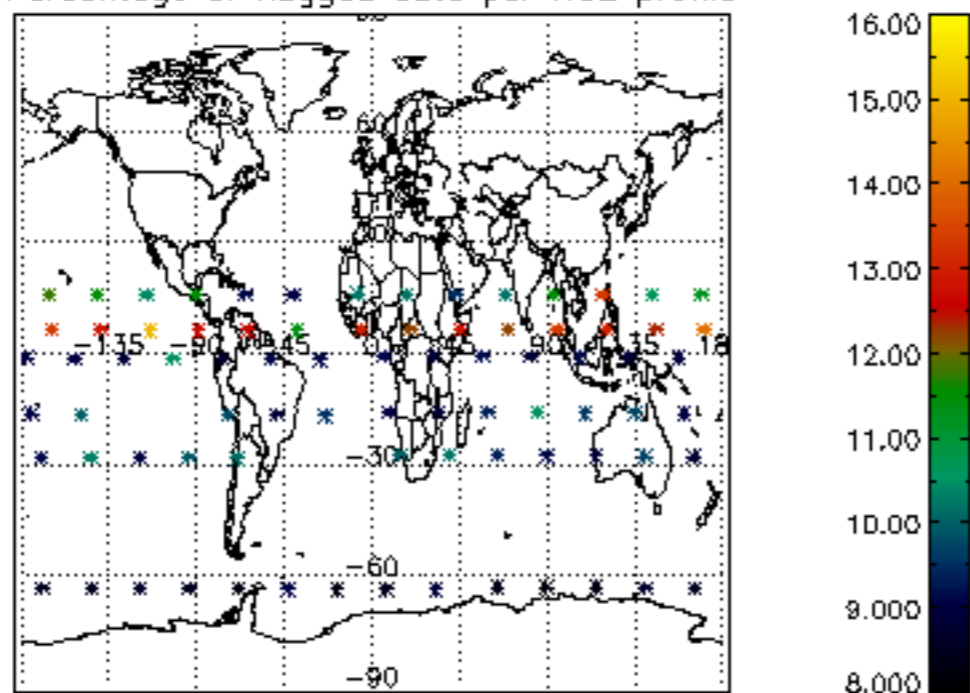
Percentage of flagged data per D3 profile



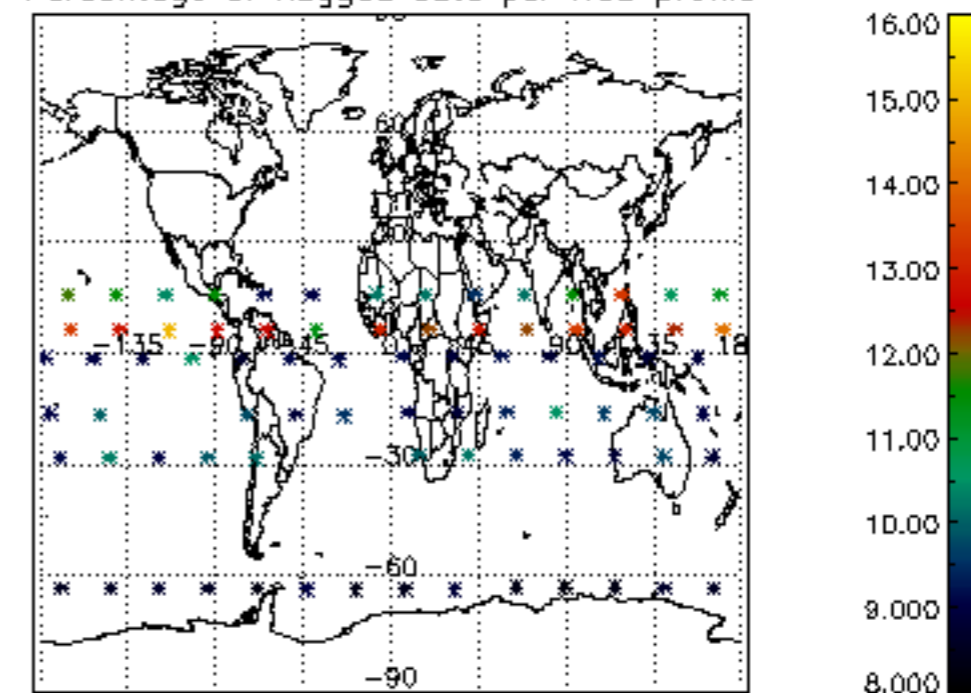
Percentage of flagged data per H2O profile

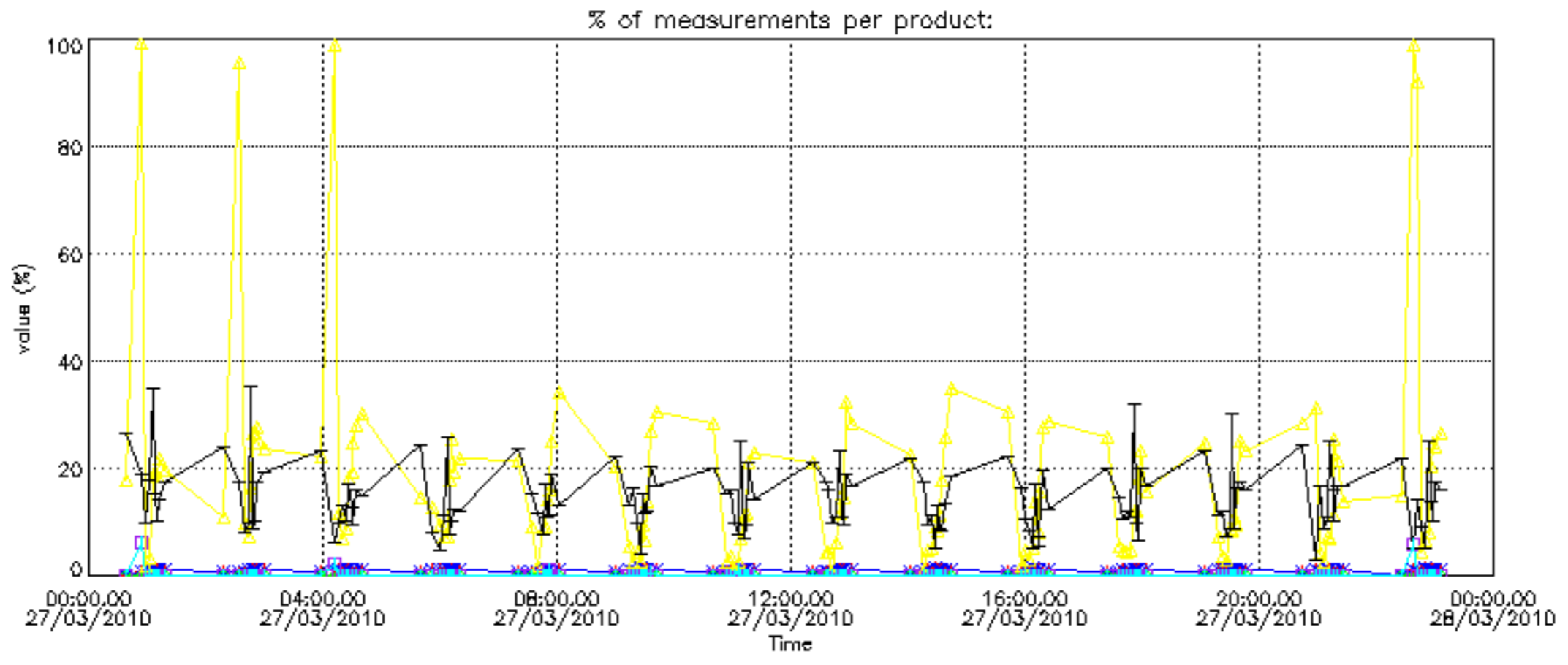


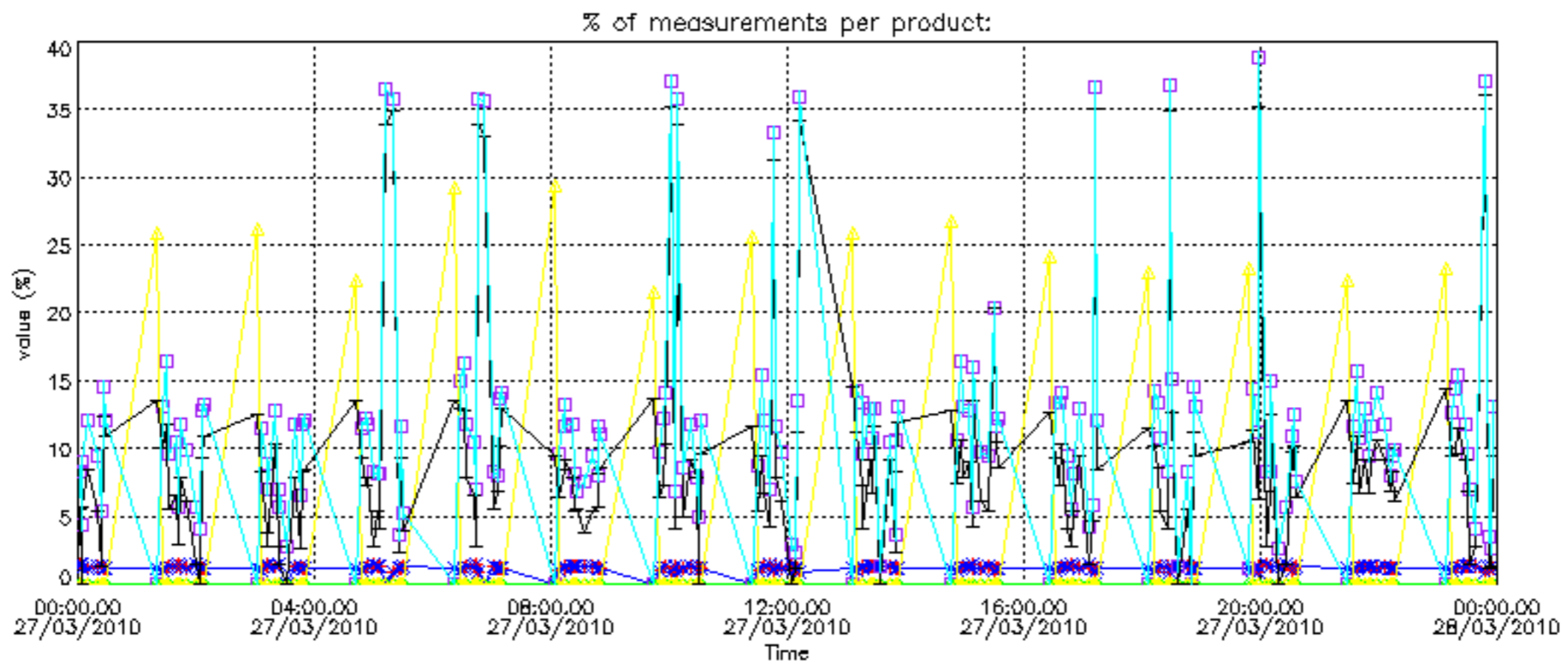
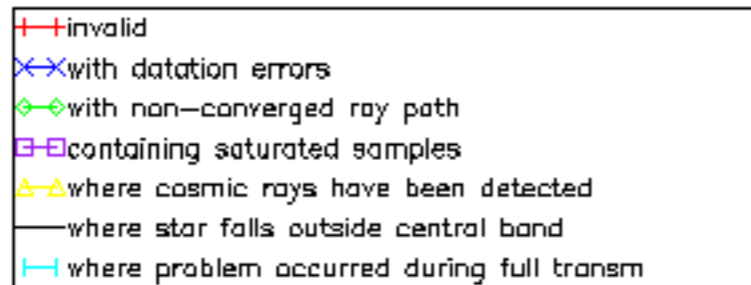
Percentage of flagged data per NO2 profile



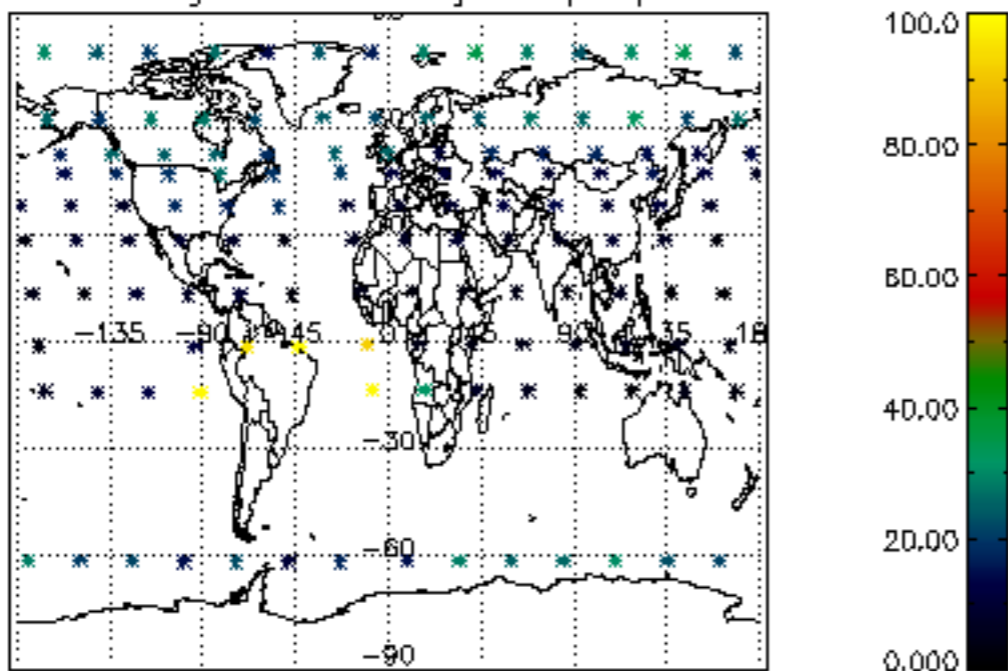
Percentage of flagged data per NO3 profile



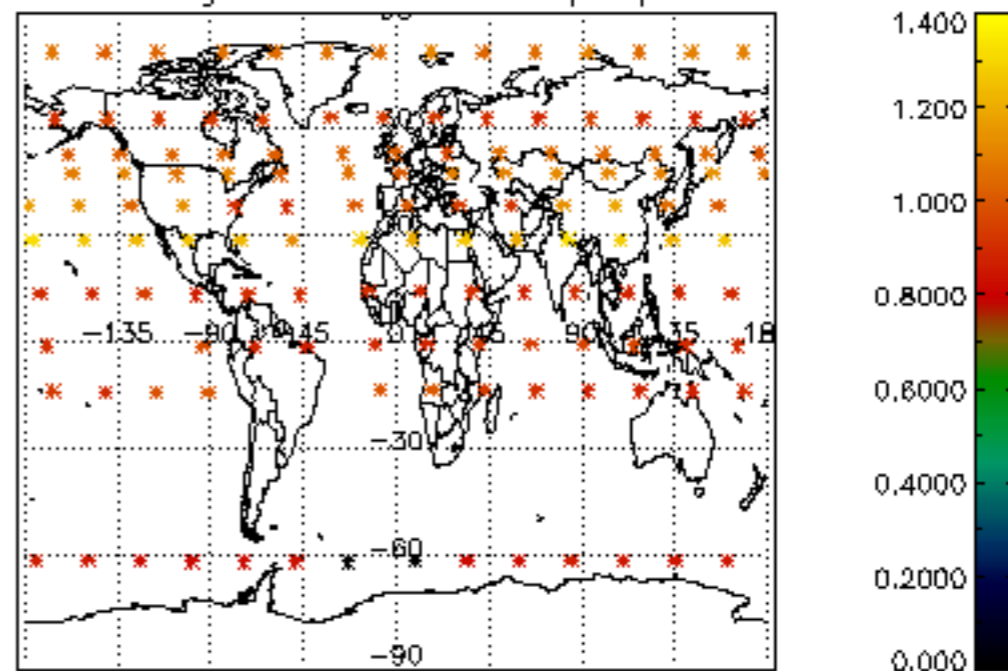




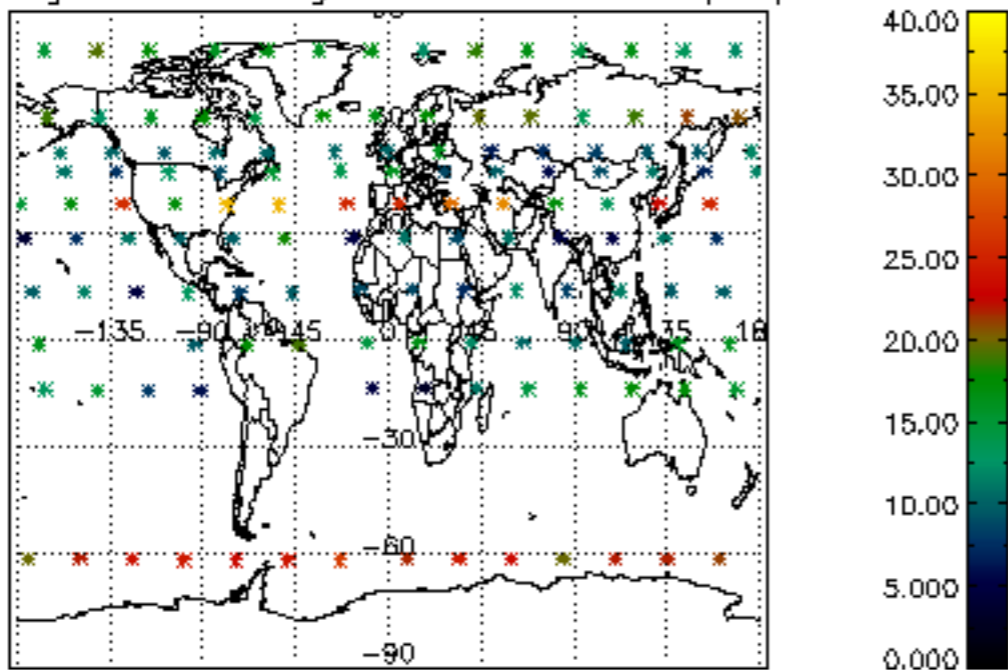
Percentage of cosmic ray hits per profile



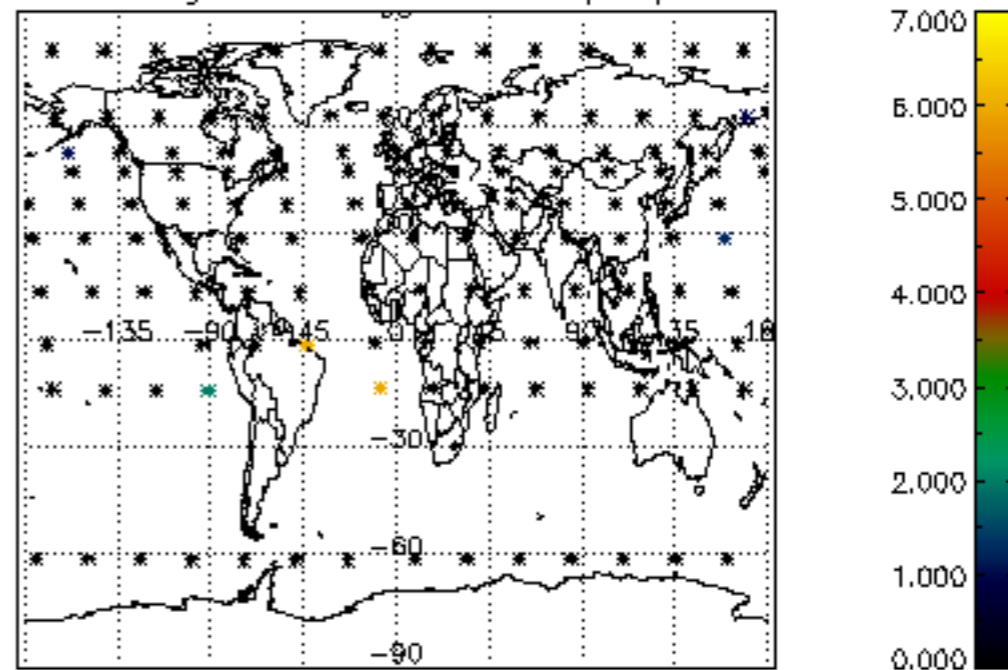
Percentage of datation errors per profile



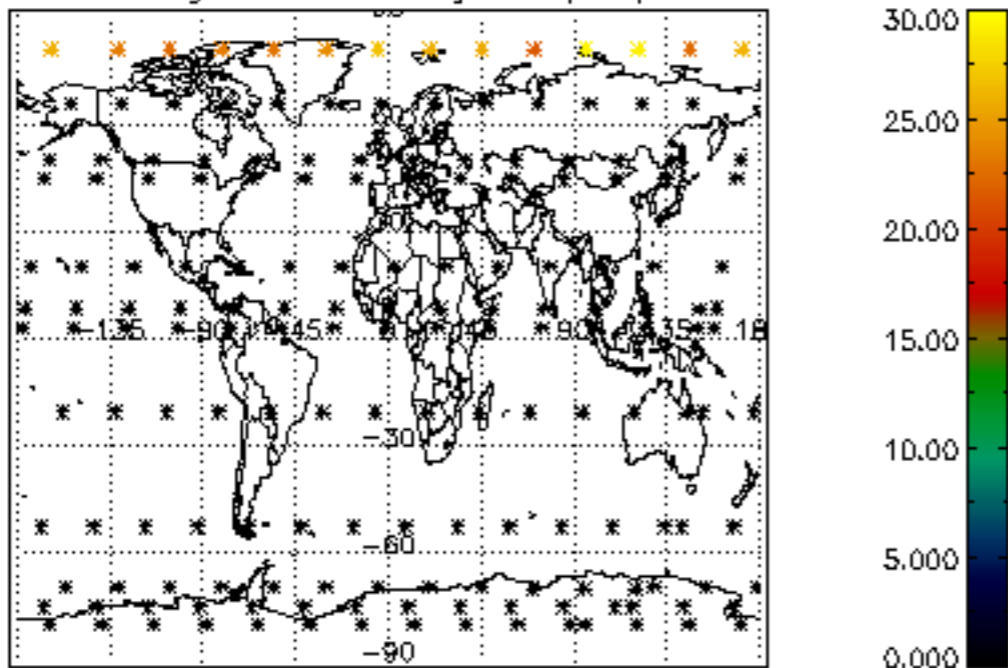
Percentage of star falling outside central band per profile



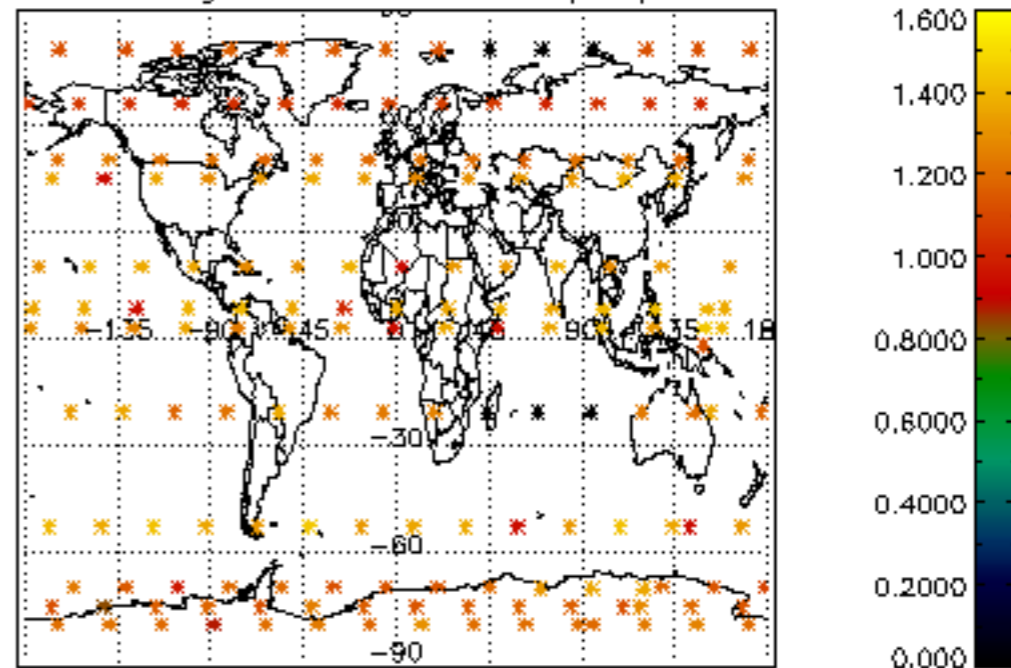
Percentage of saturation errors per profile



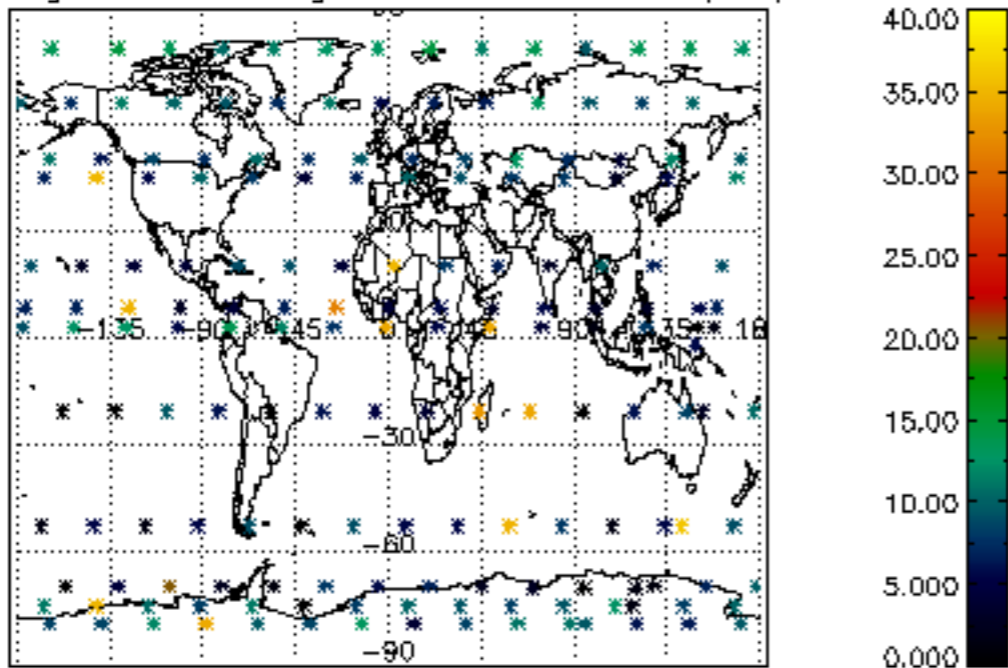
Percentage of cosmic ray hits per profile



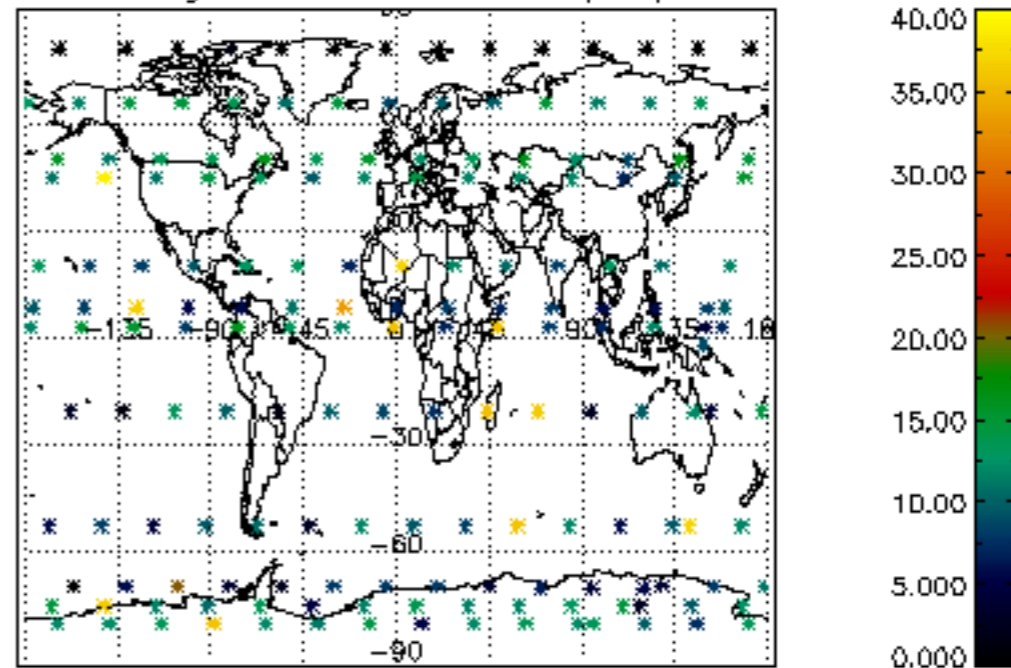
Percentage of datation errors per profile

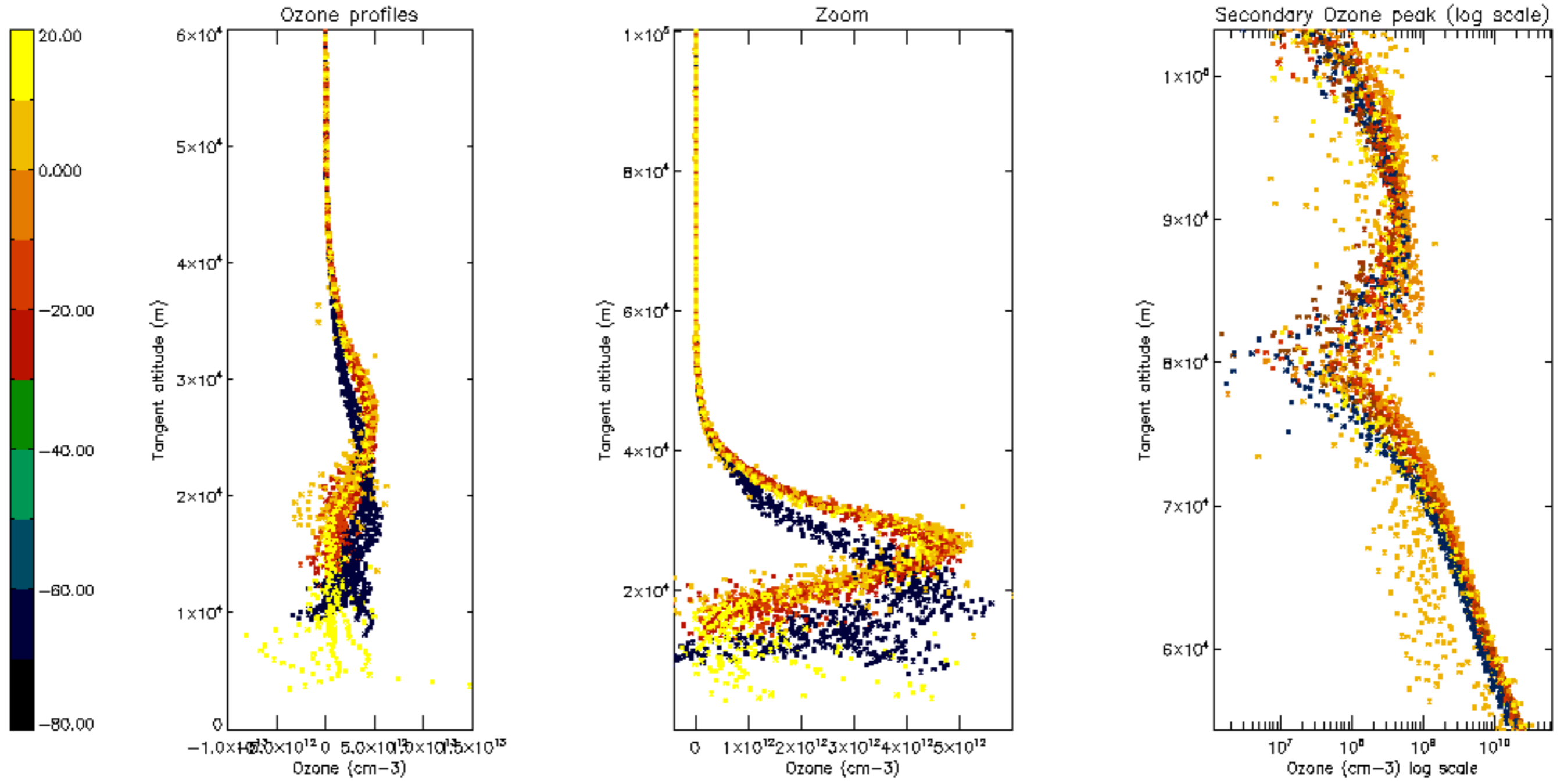


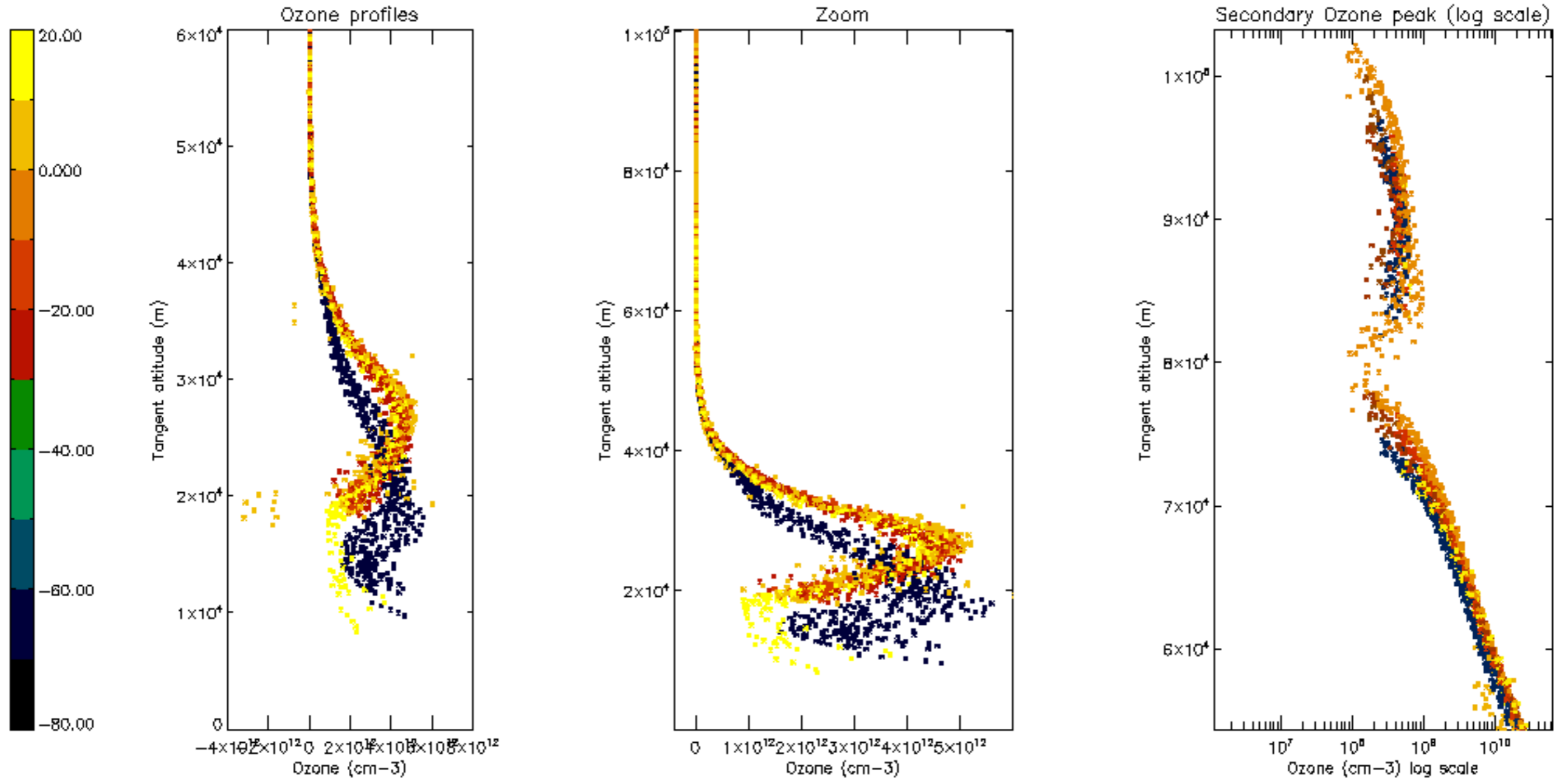
Percentage of star falling outside central band per profile



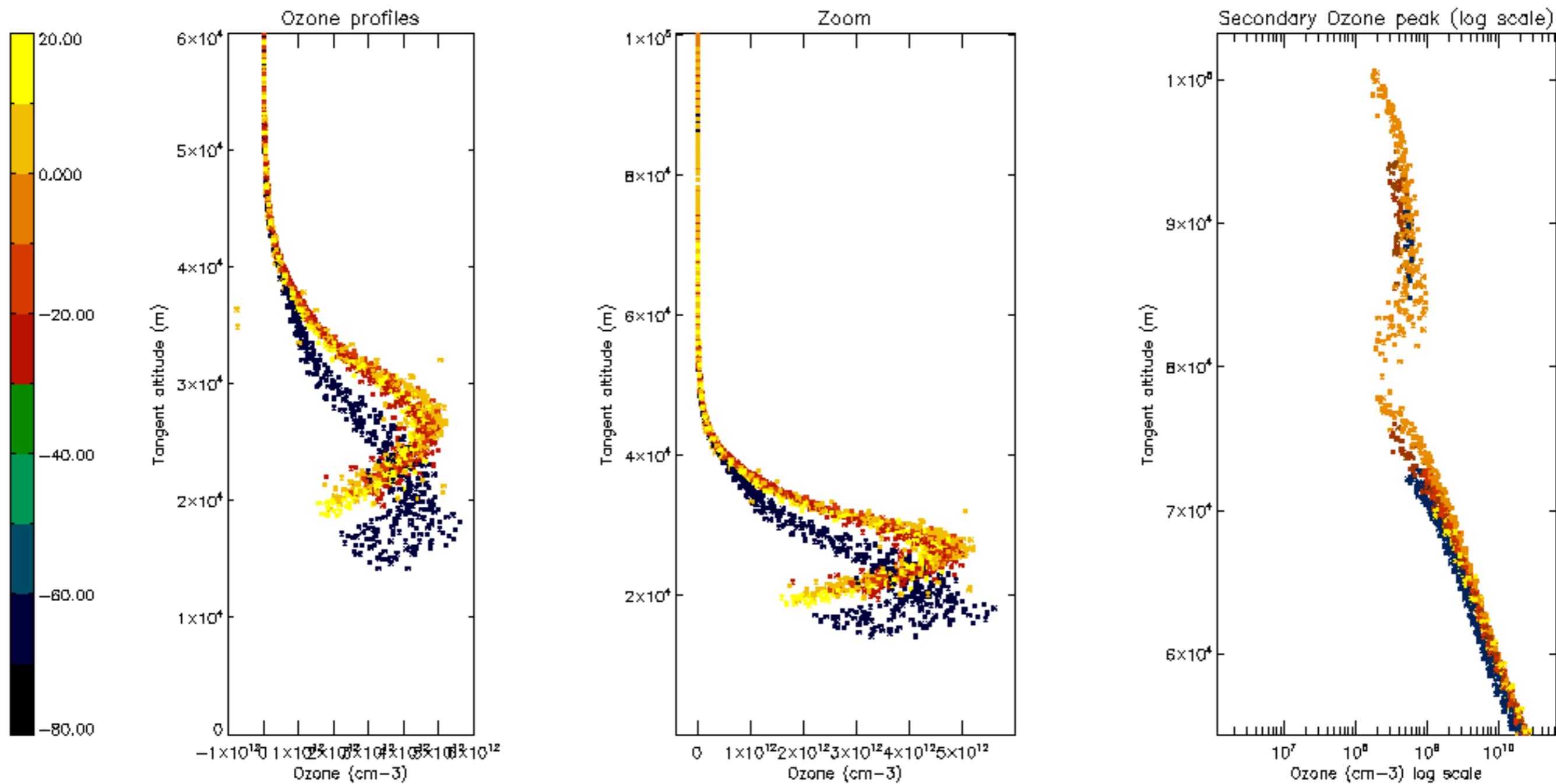
Percentage of saturation errors per profile

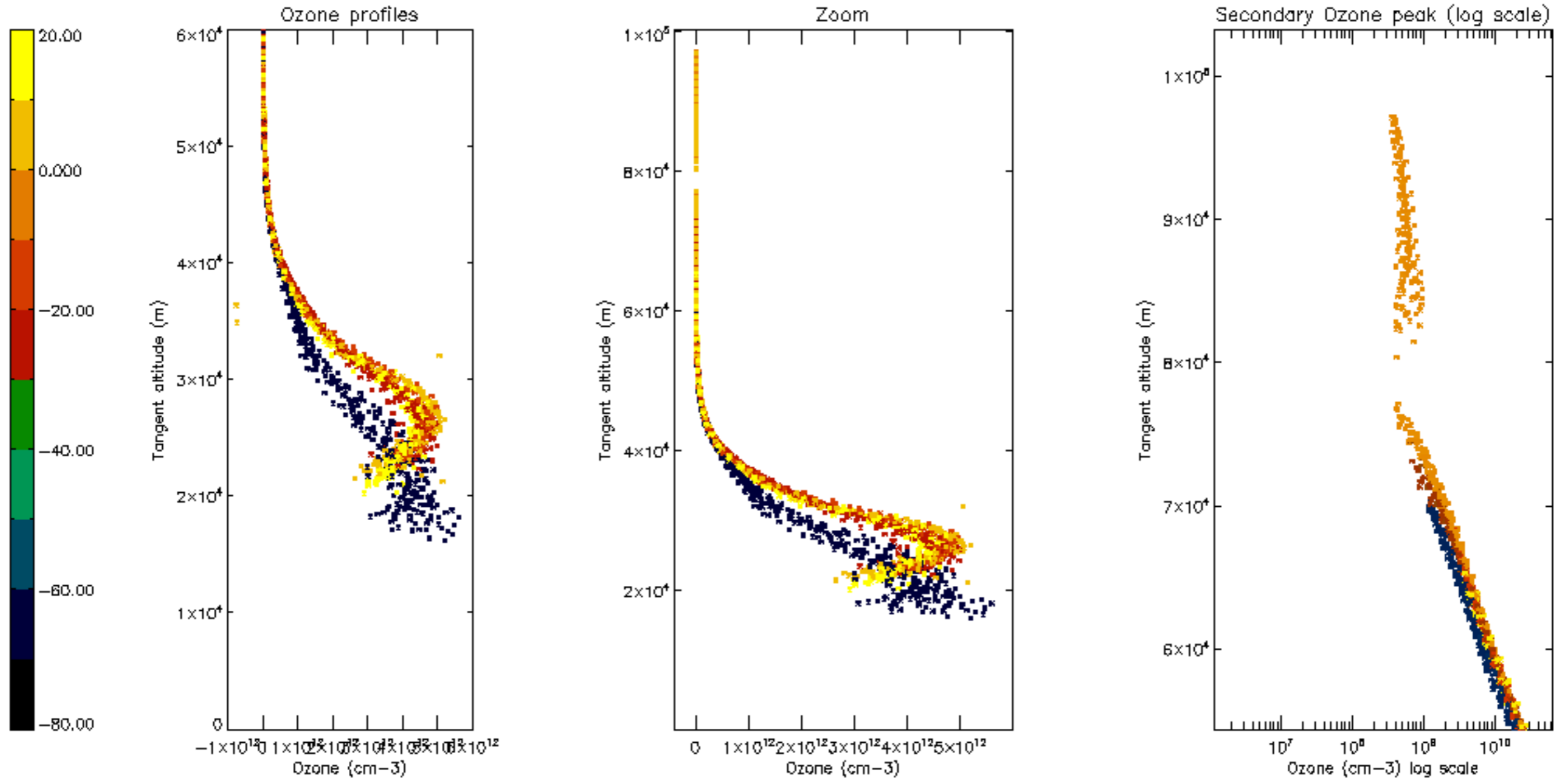


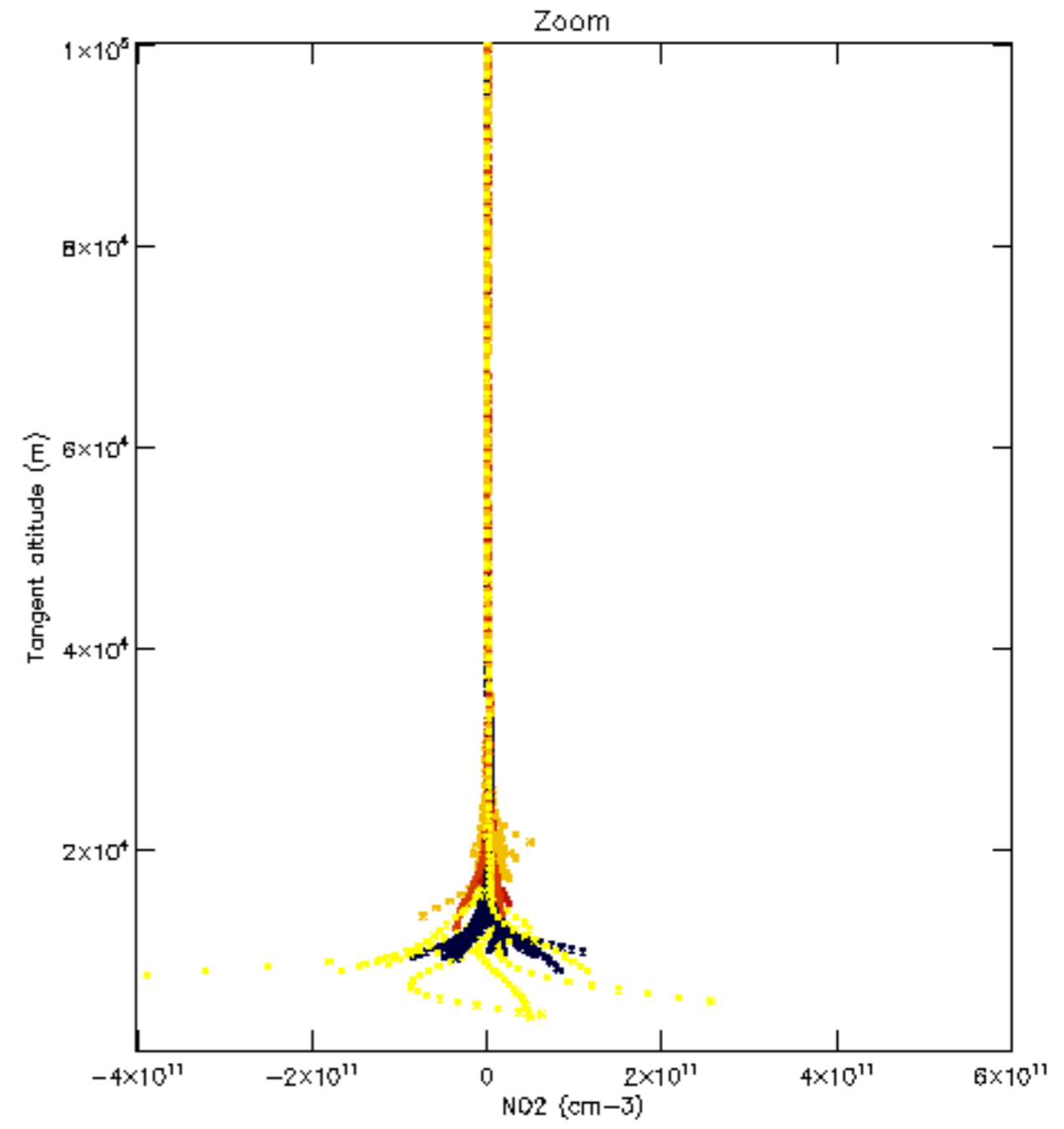
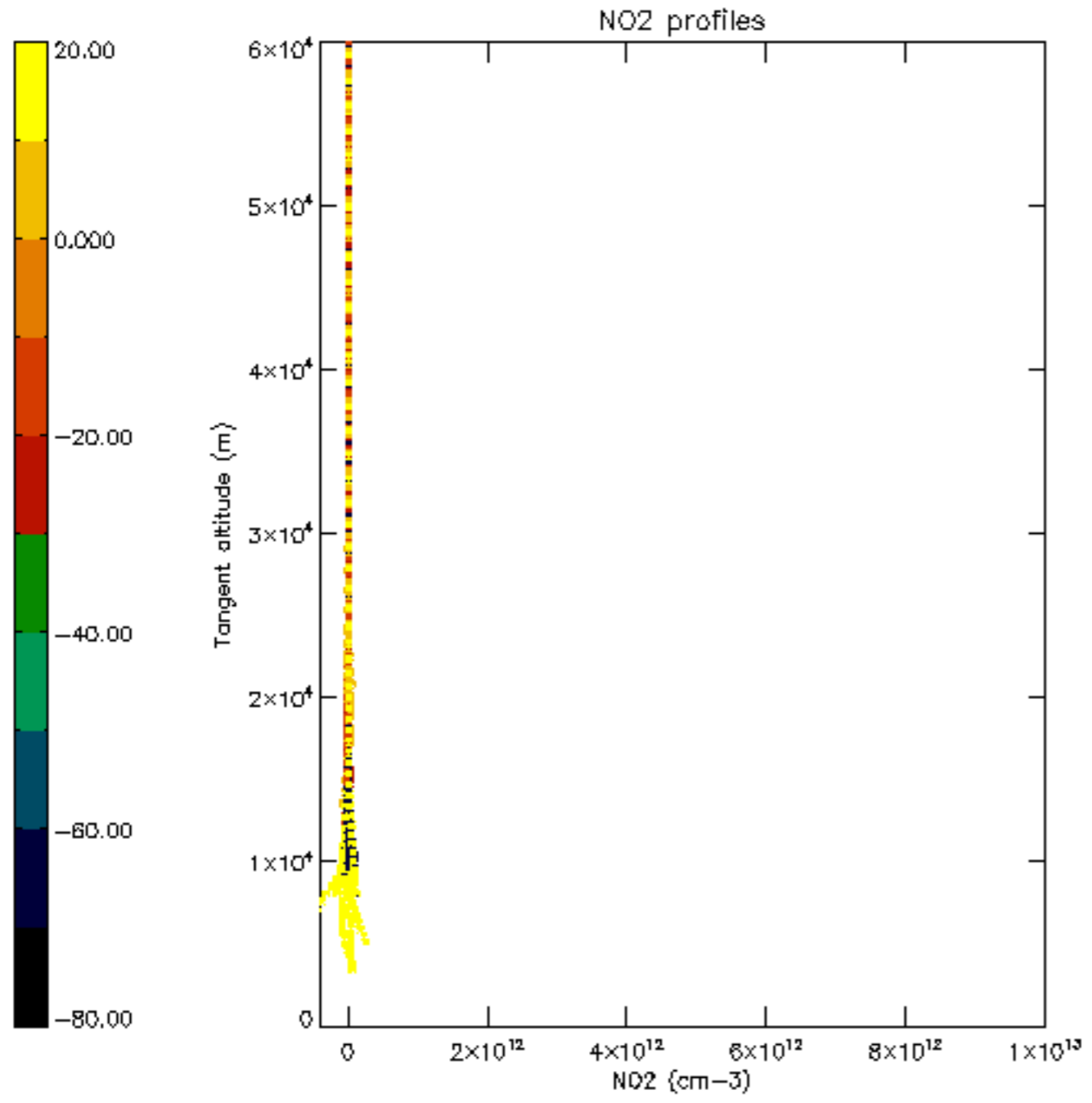


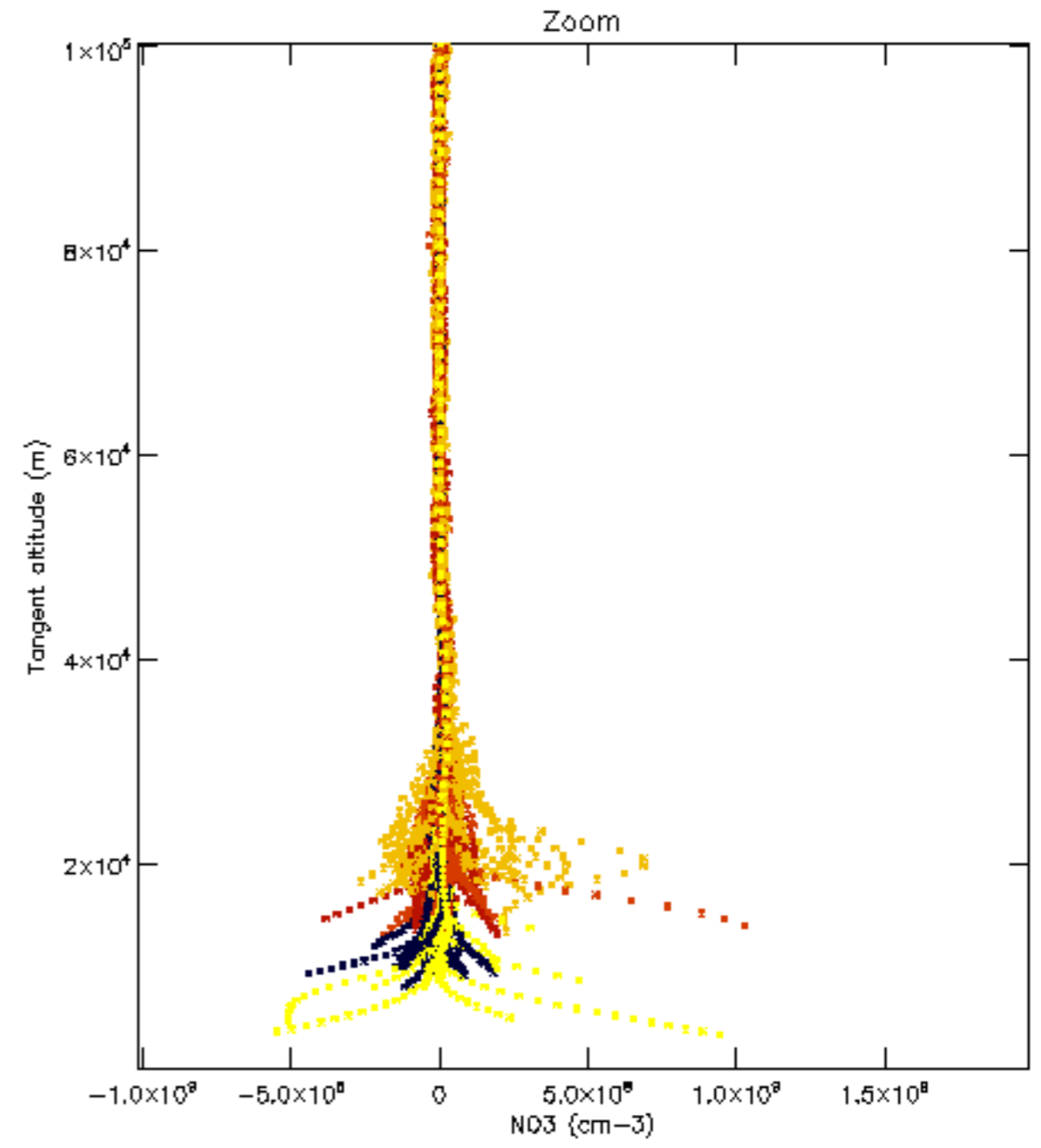
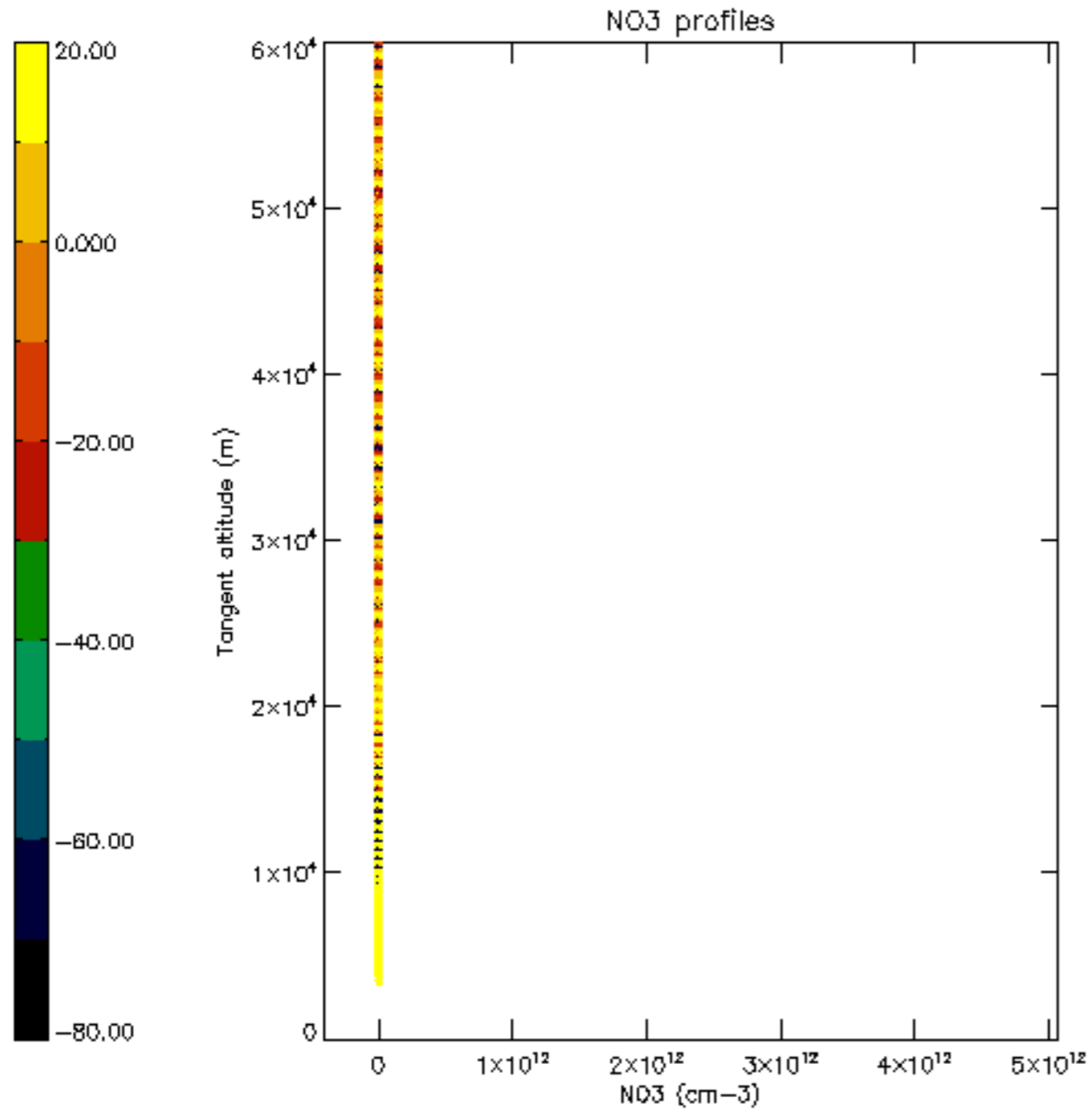


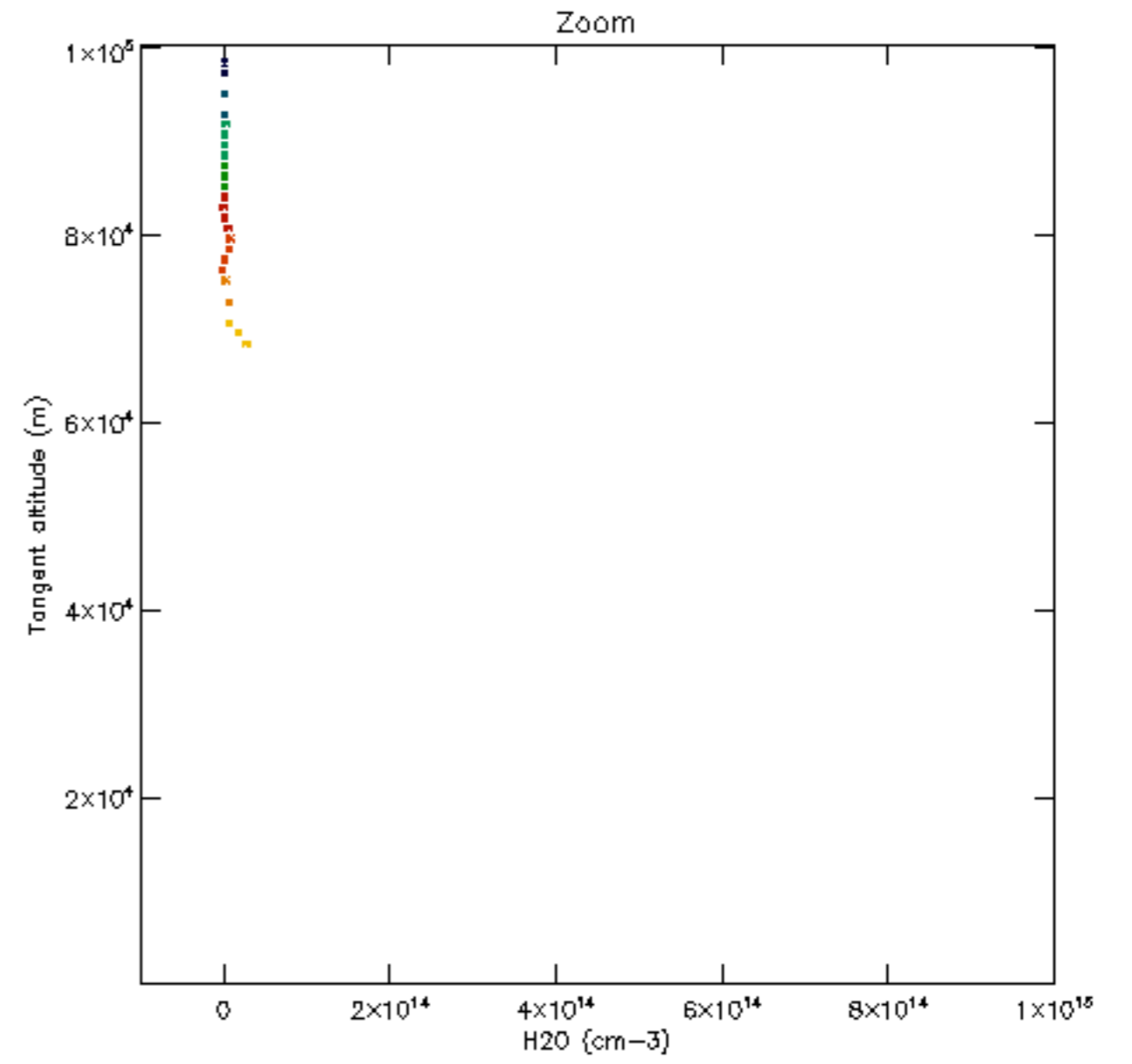
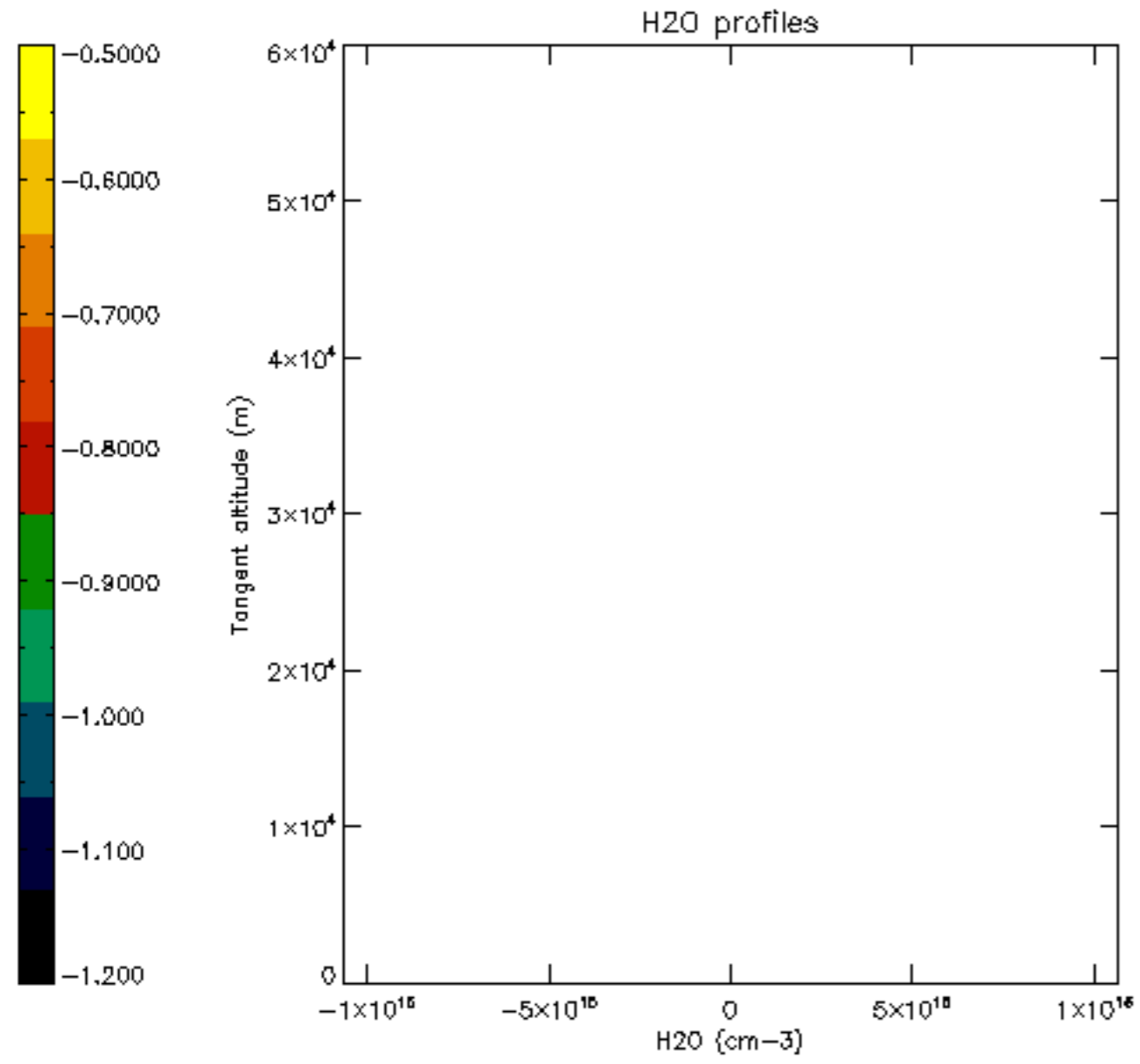


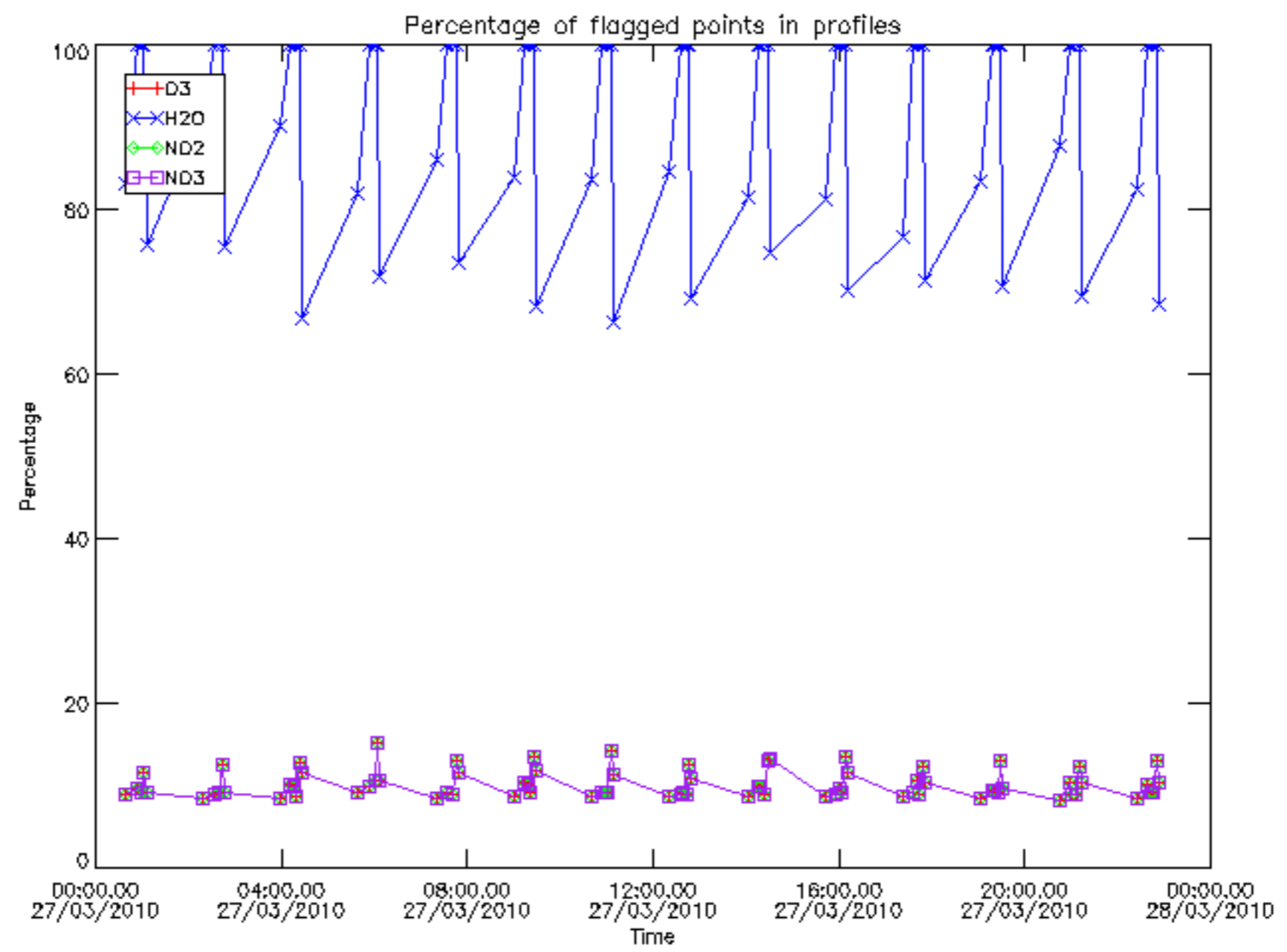




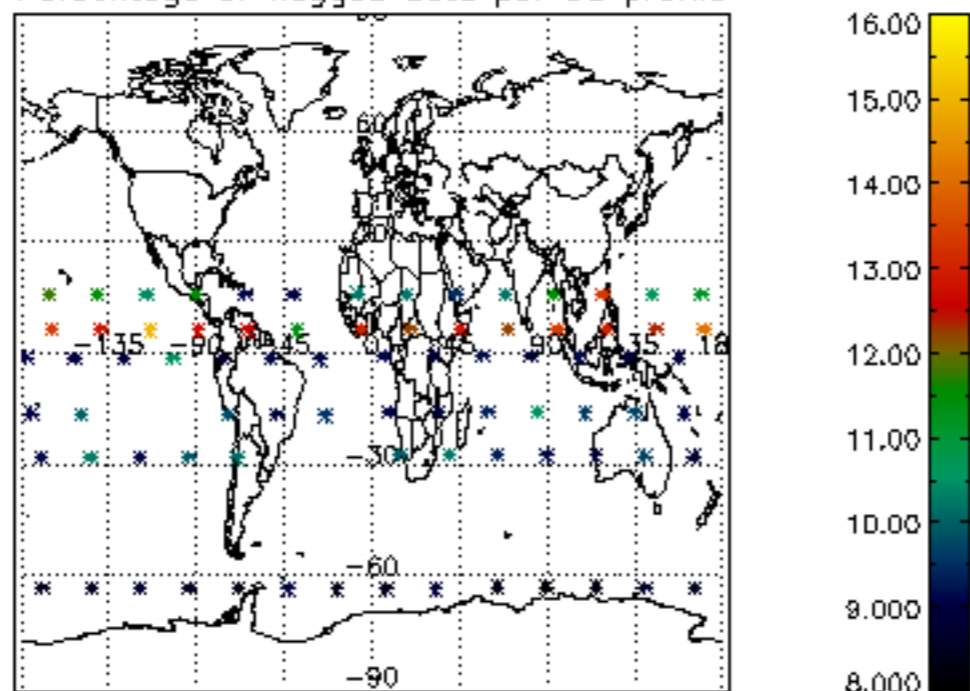




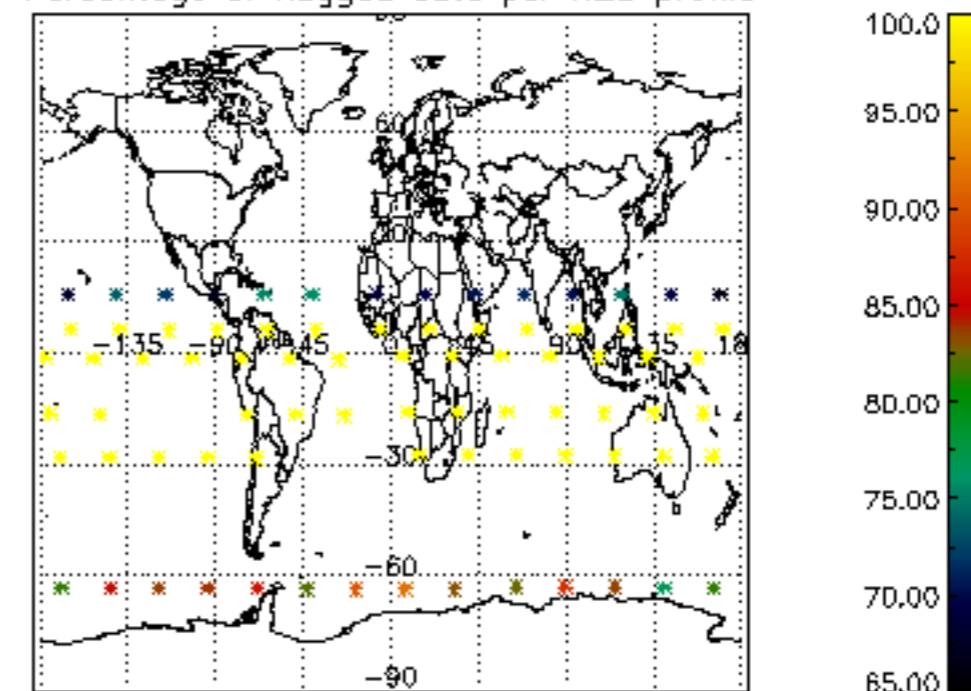




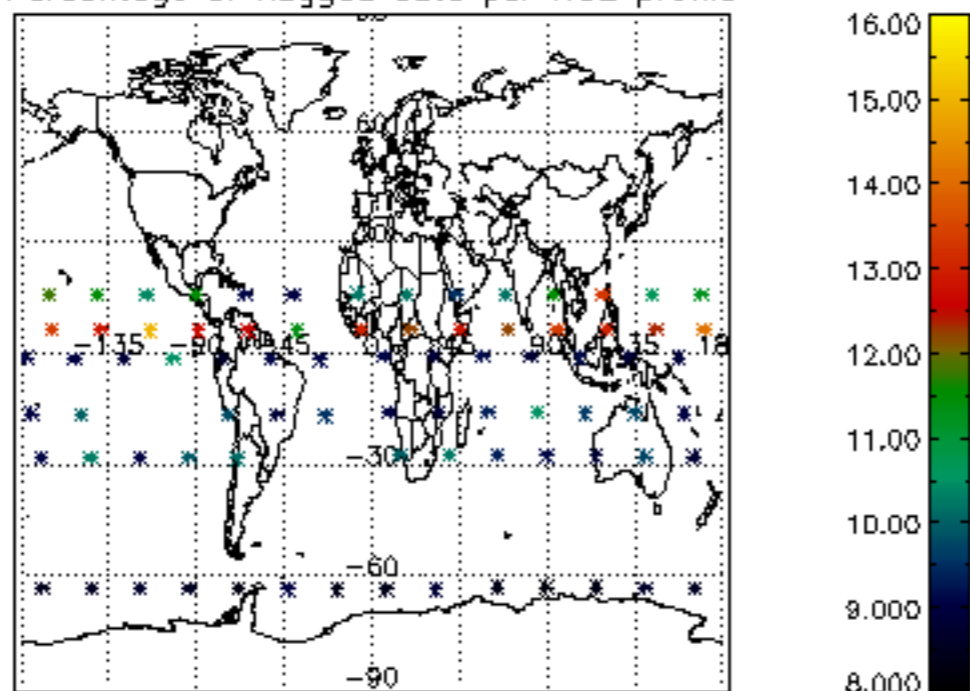
Percentage of flagged data per D3 profile



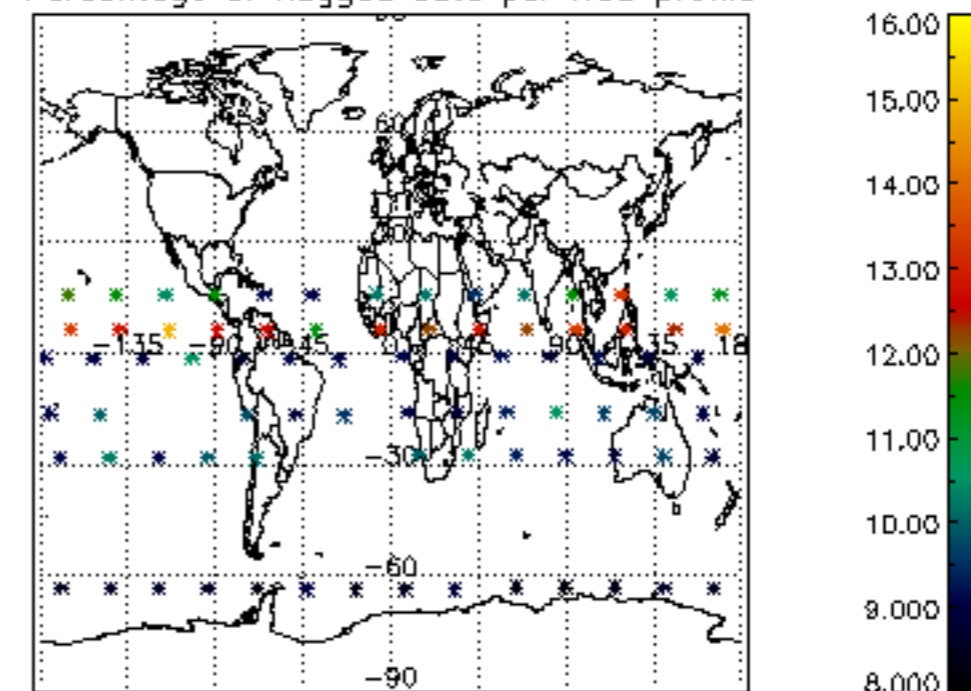
Percentage of flagged data per H2O profile

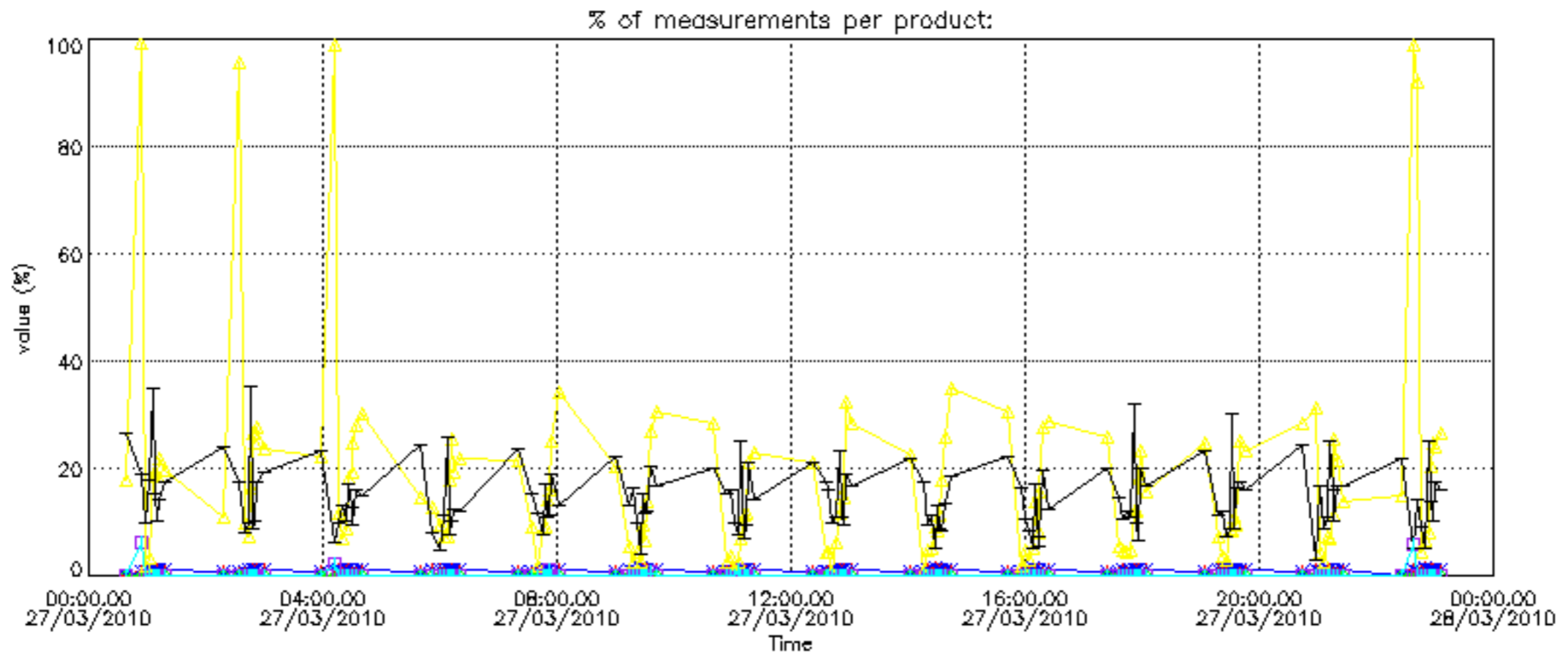
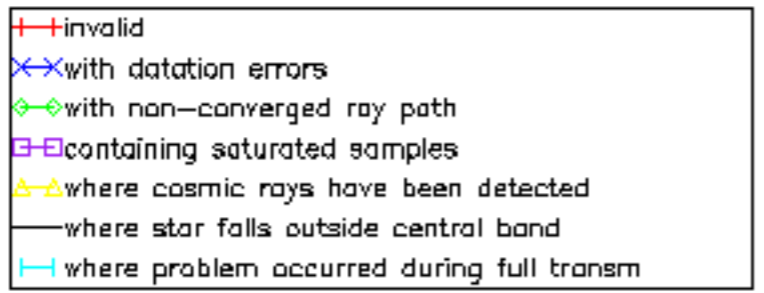


Percentage of flagged data per NO2 profile

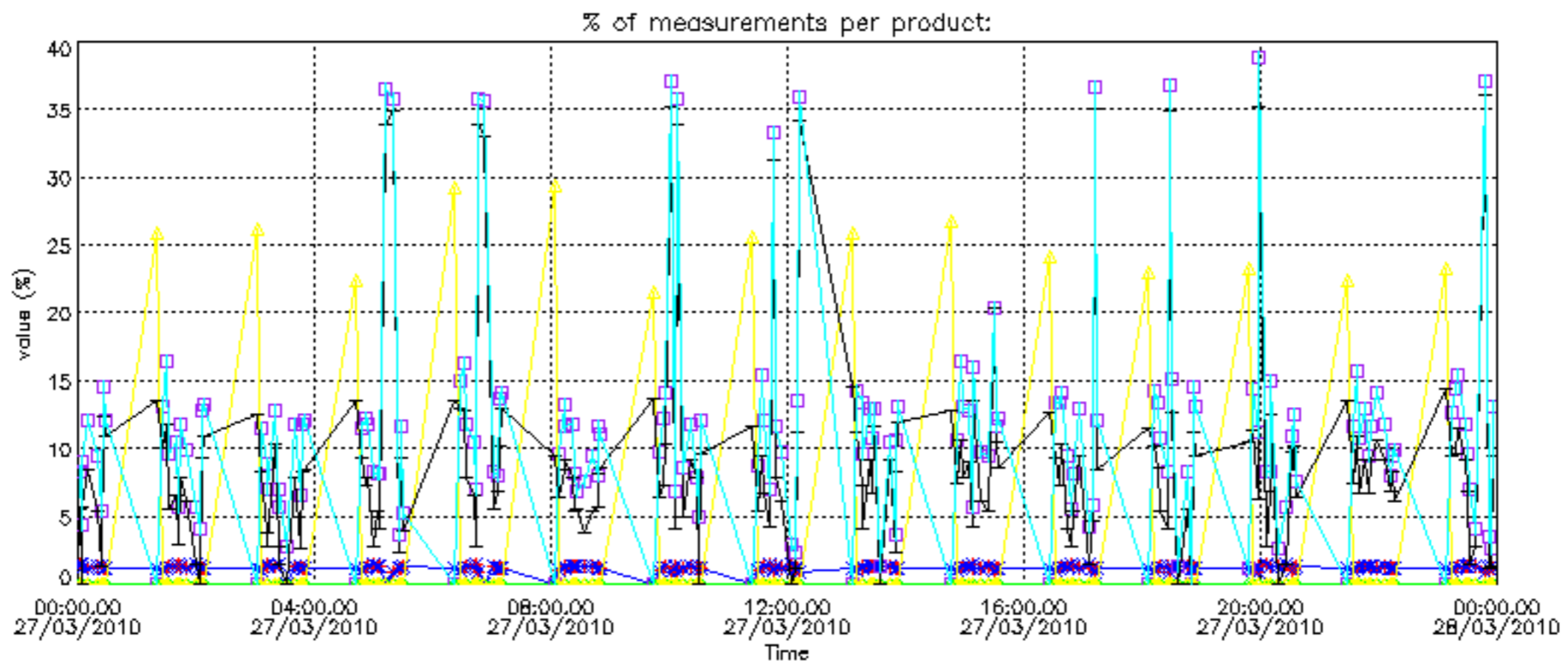
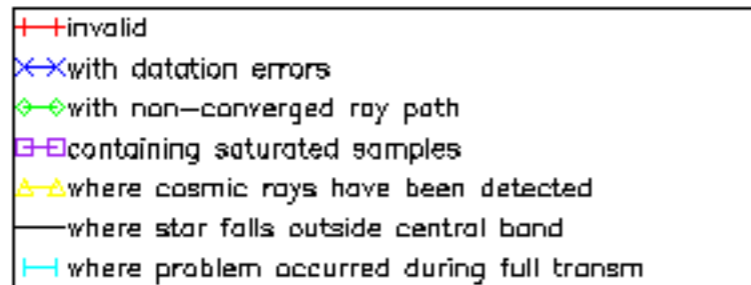


Percentage of flagged data per NO3 profile

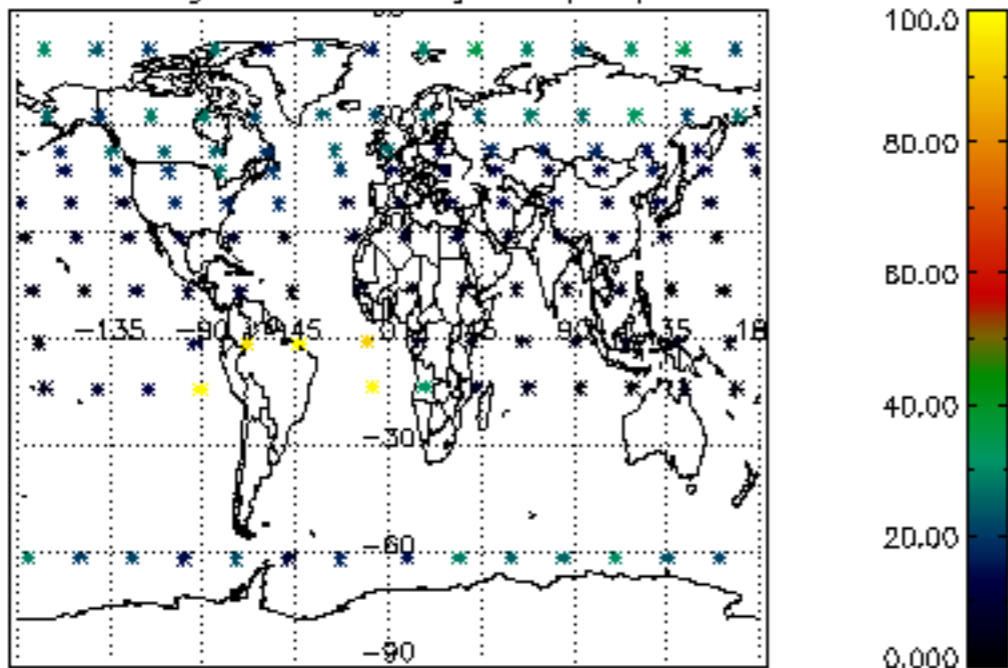




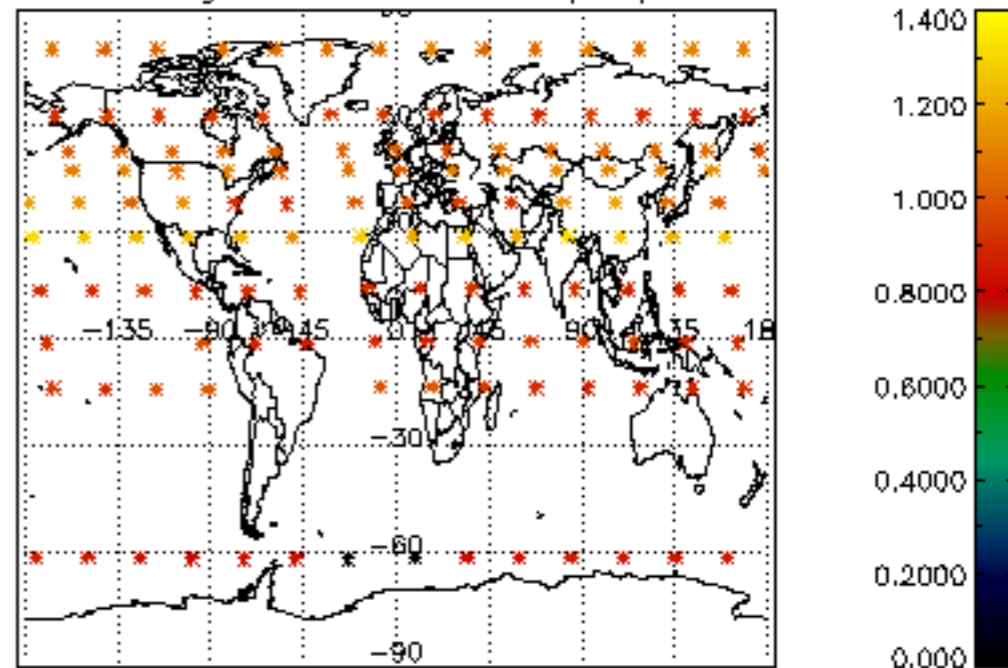




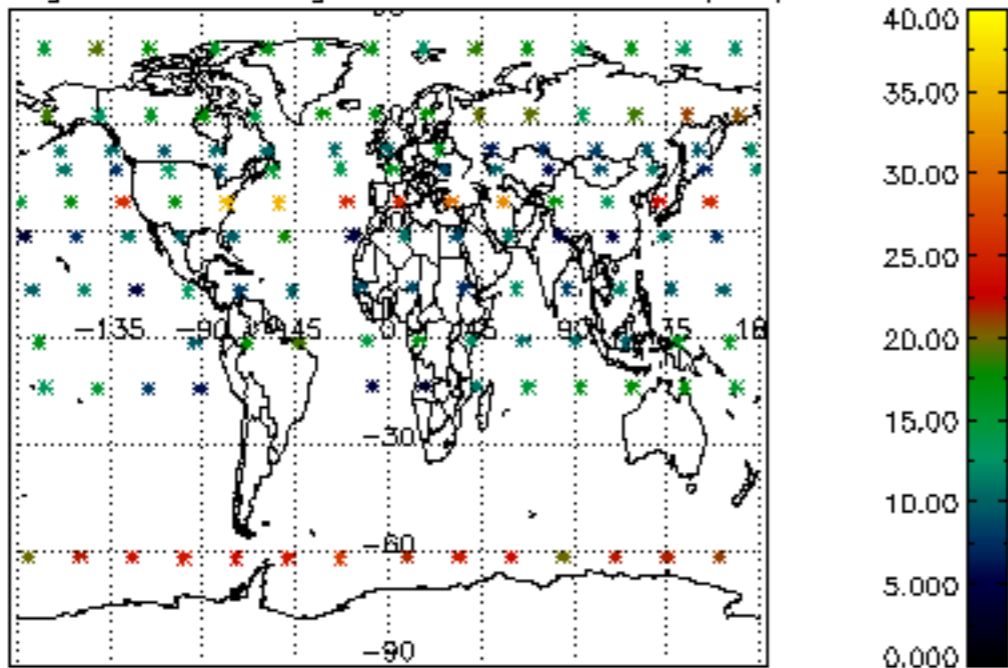
Percentage of cosmic ray hits per profile



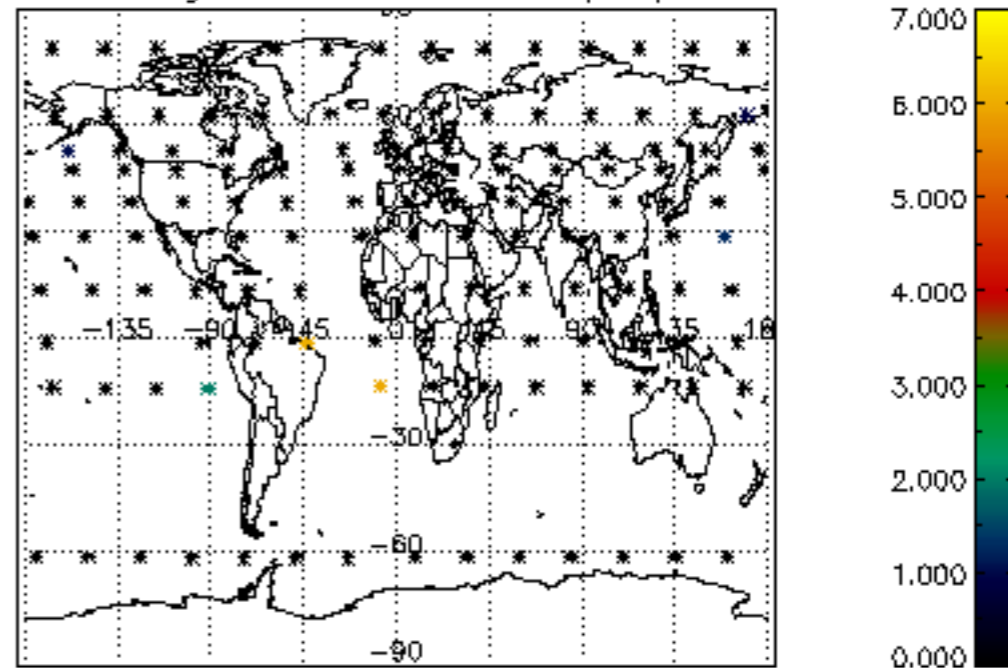
Percentage of datation errors per profile



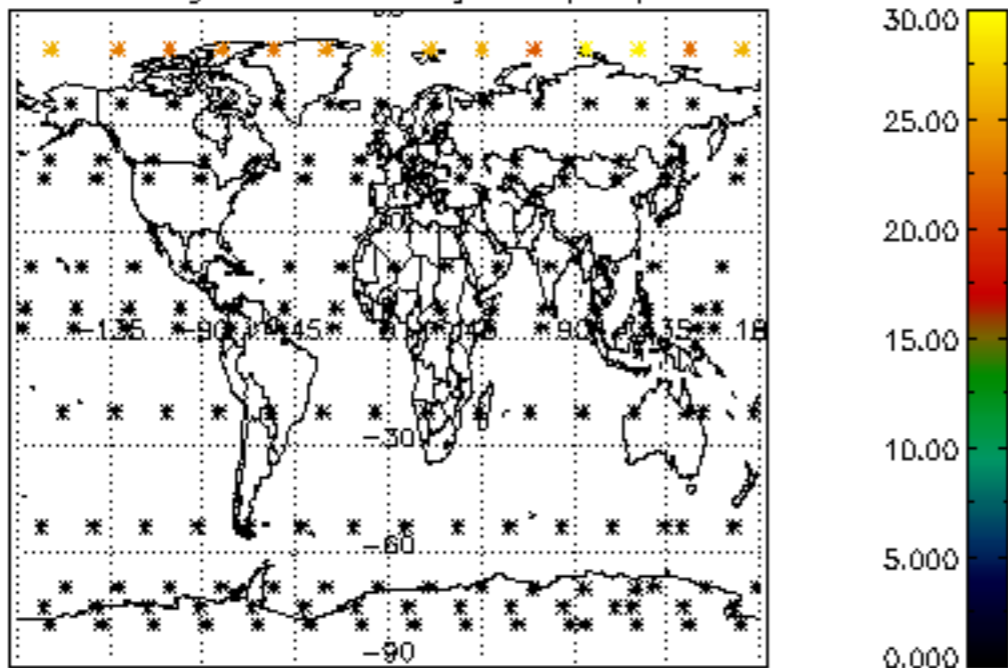
Percentage of star falling outside central band per profile



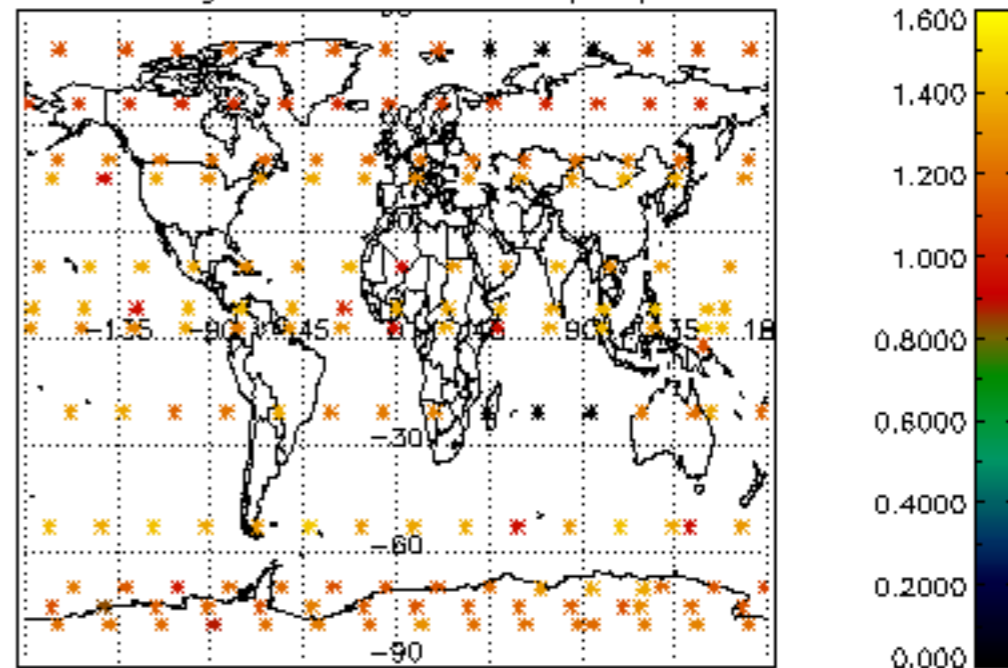
Percentage of saturation errors per profile



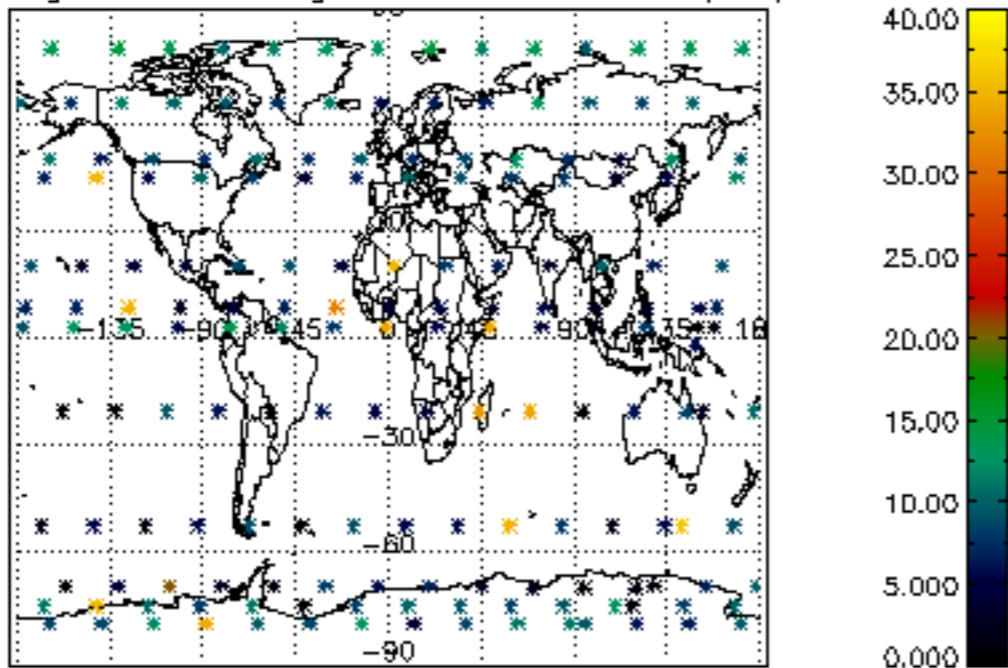
Percentage of cosmic ray hits per profile



Percentage of datation errors per profile



Percentage of star falling outside central band per profile



Percentage of saturation errors per profile

