

GOMOS Level 2 Daily Report

SUMMARY

[1. General Info](#)

[2. Summary of processed GOM_NL_2P products](#)

[3. Level 2 Quality information per product](#)

[3.1 Plot of level 2 quality information per product \(time dependant\)](#)

[3.2 Plot of level 2 quality information per product \(world map\)](#)

[4. Level 1 Quality information per product \(stored on level 2 products\)](#)

[4.1 Plot of level 1 quality information per product \(time dependant\)](#)

[4.1.1 Plot of level 1 quality information per product \(time dependant\): ASCENDING](#)

[4.1.2 Plot of level 1 quality information per product \(time dependant\): DESCENDING](#)

[4.2 Plot of level 1 quality information per product \(world map\)](#)

[4.2.1 Plot of level 1 quality information per product \(world map\): ASCENDING](#)

[4.2.2 Plot of level 1 quality information per product \(world map\): DESCENDING](#)

[5. Ozone profiles based on quality statistics and other trace gas profiles](#)

[5.1 Ozone statistics based on quality of products](#)

[5.2 Plot ozone profiles for all STD \(dark without errors\)](#)

[5.3 Plot ozone profiles where STD < 20% \(dark without errors\)](#)

[5.4. Plot ozone profiles where STD < 10% \(dark without errors\)](#)

[5.5. Plot ozone profiles where STD < 5% \(dark without errors\)](#)

[5.6 Plot NO2 profiles for all STD \(dark without errors\)](#)

[5.7 Plot NO3 profiles for all STD \(dark without errors\)](#)

[5.8 Plot H2O profiles \(only for occultations of stars 1,2,3,4,13,14,16,26,63 dark without errors\) for all STD](#)

[6. Auxiliary Data Files used for the production reported in section 2](#)

This report presents the daily analysis on parameters extracted from GOMOS level 2 data (GOM_NL__2P). It is intended to monitor some important parameters that will impact the quality of these products. A list of level 2 products (and content) that have arrived during the reporting day to the PCF is also given.

Item	Value
Time of report generation	29APR2013 08:54:58
Data source version	GOMOS/6.01
Start time of products	25-03-2010 (25MAR2010 00:00:00)
Stop time of products	26-03-2010 (26MAR2010 00:00:00)
Store outputs in DB	Yes
Nb of level 2 prods	346
Nb of prods with errors	0

2. Summary of processed GOM_NL__2P products.

Nr	Filename	UTC Start time	Limb	Duration	Star Id	Star Name	Star Mag	Star Temp	Nb Meas	Orbit	Prod. error
1	GOM_NL__2PRFIN20100325_001246_000000502088_00030_42168_1115.N1	25-MAR-2010 00:12:46	Dark	49.500	57	34Sig Sgr	2.0660	26000.	99	42168	No
2	GOM_NL__2PRFIN20100325_001439_000000572088_00030_42168_1116.N1	25-MAR-2010 00:14:39	Dark	57.000	137	22Lam Sgr	2.8240	4400.0	114	42168	No
3	GOM_NL__2PRFIN20100325_001621_000000582088_00030_42168_1117.N1	25-MAR-2010 00:16:21	Dark	57.500	38	20Eps Sgr	1.8360	11000.	115	42168	No
4	GOM_NL__2PRFIN20100325_001949_000000482088_00031_42169_1119.N1	25-MAR-2010 00:19:49	Dark	48.000	85	Kap Sco	2.4070	28000.	96	42169	No
5	GOM_NL__2PRFIN20100325_002139_000000522088_00031_42169_1120.N1	25-MAR-2010 00:21:39	Dark	51.500	141	Bet Ara	2.8400	4600.0	103	42169	No
6	GOM_NL__2PRFIN20100325_002502_000000402088_00031_42169_1121.N1	25-MAR-2010 00:25:02	Dark	39.500	134	Bet TrA	2.8100	6600.0	79	42169	No
7	GOM_NL__2PRFIN20100325_002744_000000562088_00031_42169_1122.N1	25-MAR-2010 00:27:44	Dark	55.500	4	Alp1Cen	-0.010000	5800.0	111	42169	No
8	GOM_NL__2PRFIN20100325_003010_000000472088_00031_42169_1123.N1	25-MAR-2010 00:30:10	Straylight	46.500	78	Alp Lup	2.3040	28000.	93	42169	No
9	GOM_NL__2PRFIN20100325_003144_000000492088_00031_42169_1124.N1	25-MAR-2010 00:31:44	Straylight	48.500	81	Eta Cen	2.3560	28000.	97	42169	No
10	GOM_NL__2PRFIN20100325_003339_000000412088_00031_42169_1125.N1	25-MAR-2010 00:33:39	Straylight	41.000	64	Gam Cen	2.2000	10600.	82	42169	No
11	GOM_NL__2PRFIN20100325_003605_000000462088_00031_42169_1126.N1	25-MAR-2010 00:36:05	Straylight	46.000	123	Iot Cen	2.7500	10200.	92	42169	No
12	GOM_NL__2PRFIN20100325_004118_000000492088_00031_42169_1127.N1	25-MAR-2010 00:41:18	Straylight	48.500	106	9Bet Crv	2.6480	5600.0	97	42169	No
13	GOM_NL__2PRFIN20100325_004324_000000472088_00031_42169_1128.N1	25-MAR-2010 00:43:24	Twilight_stray	47.000	100	4Gam Crv	2.5800	13100.	94	42169	No
14	GOM_NL__2PRFIN20100325_004901_000000532088_00031_42169_1129.N1	25-MAR-2010 00:49:01	Bright	52.500	121	29Gam Vir	2.7400	7200.0	105	42169	No
15	GOM_NL__2PRFIN20100325_005338_000000402088_00031_42169_1130.N1	25-MAR-2010 00:53:38	Bright	39.500	62	94Bet Leo	2.1360	9700.0	79	42169	No
16	GOM_NL__2PRFIN20100325_005503_000000402088_00031_42169_1131.N1	25-MAR-2010 00:55:03	Bright	39.500	96	68Del Leo	2.5600	9300.0	79	42169	No
17	GOM_NL__2PRFIN20100325_010159_000000382088_00031_42169_1132.N1	25-MAR-2010 01:01:59	Bright	38.000	174	52Psi UMa	3.0040	4400.0	76	42169	No
18	GOM_NL__2PRFIN20100325_010517_000000362088_00031_42169_1133.N1	25-MAR-2010 01:05:17	Bright	35.500	82	48Bet UMa	2.3650	10600.	71	42169	No
19	GOM_NL__2PRFIN20100325_010648_000000402088_00031_42169_1134.N1	25-MAR-2010 01:06:48	Bright	40.000	36	50Alp UMa	1.8000	6300.0	80	42169	No
20	GOM_NL__2PRFIN20100325_010824_000000452088_00031_42169_1135.N1	25-MAR-2010 01:08:24	Bright	45.000	55	79Zet UMa	2.0600	10200.	90	42169	No
21	GOM_NL__2PRFIN20100325_011332_000000402088_00031_42169_1136.N1	25-MAR-2010 01:13:32	Bright	39.500	60	7Bet UMi	2.0810	3950.0	79	42169	No
22	GOM_NL__2PRFIN20100325_011701_000000472088_00031_42169_1137.N1	25-MAR-2010 01:17:01	Bright	47.000	119	14Eta Dra	2.7270	4700.0	94	42169	No
23	GOM_NL__2PRFIN20100325_012225_000000372088_00031_42169_1138.N1	25-MAR-2010 01:22:25	Bright	37.000	89	5Alp Cep	2.4510	8000.0	74	42169	No
24	GOM_NL__2PRFIN20100325_012734_000000382088_00031_42169_1139.N1	25-MAR-2010 01:27:34	Bright	37.500	19	50Alp Cyg	1.2460	10500.	75	42169	No
25	GOM_NL__2PRFIN20100325_012911_000000392088_00031_42169_1140.N1	25-MAR-2010 01:29:11	Bright	39.000	66	37Gam Cyg	2.2080	5900.0	78	42169	No
26	GOM_NL__2PRFIN20100325_013103_000000362088_00031_42169_1141.N1	25-MAR-2010 01:31:03	Bright	36.000	92	53Eps Cyg	2.5000	4500.0	72	42169	No
27	GOM_NL__2PRFIN20100325_014010_000000572088_00031_42169_1142.N1	25-MAR-2010 01:40:10	Straylight	56.500	11	53Alp Aql	0.76500	8000.0	113	42169	No
28	GOM_NL__2PRFIN20100325_015323_000000502088_00031_42169_1143.N1	25-MAR-2010 01:53:23	Dark	50.000	57	34Sig Sgr	2.0660	26000.	100	42169	No
29	GOM_NL__2PRFIN20100325_015516_000000612088_00031_42169_1144.N1	25-MAR-2010 01:55:16	Dark	61.000	137	22Lam Sgr	2.8240	4400.0	122	42169	No
30	GOM_NL__2PRFIN20100325_015658_000000512088_00031_42169_1145.N1	25-MAR-2010 01:56:58	Dark	50.500	38	20Eps Sgr	1.8360	11000.	101	42169	No
31	GOM_NL__2PRFIN20100325_020025_000000512088_00032_42170_1127.N1	25-MAR-2010 02:00:25	Dark	51.000	85	Kap Sco	2.4070	28000.	102	42170	No
32	GOM_NL__2PRFIN20100325_020216_000000422088_00032_42170_1128.N1	25-MAR-2010 02:02:16	Dark	41.500	141	Bet Ara	2.8400	4600.0	83	42170	No
33	GOM_NL__2PRFIN20100325_020538_000000392088_00032_42170_1129.N1	25-MAR-2010 02:05:38	Dark	39.000	134	Bet TrA	2.8100	6600.0	78	42170	No
34	GOM_NL__2PRFIN20100325_020821_000000562088_00032_42170_1130.N1	25-MAR-2010 02:08:21	Dark	55.500	4	Alp1Cen	-0.010000	5800.0	111	42170	No
35	GOM_NL__2PRFIN20100325_021047_000000472088_00032_42170_1131.N1	25-MAR-2010 02:10:47	Straylight	46.500	78	Alp Lup	2.3040	28000.	93	42170	No
36	GOM_NL__2PRFIN20100325_021221_000000492088_00032_42170_1132.N1	25-MAR-2010 02:12:21	Straylight	49.000	81	Eta Cen	2.3560	28000.	98	42170	No
37	GOM_NL__2PRFIN20100325_021415_000000422088_00032_42170_1133.N1	25-MAR-2010 02:14:15	Straylight	42.000	64	Gam Cen	2.2000	10600.	84	42170	No
38	GOM_NL__2PRFIN20100325_021641_000000472088_00032_42170_1134.N1	25-MAR-2010 02:16:41	Straylight	46.500	123	Iot Cen	2.7500	10200.	93	42170	No
39	GOM_NL__2PRFIN20100325_022154_000000482088_00032_42170_1135.N1	25-MAR-2010 02:21:54	Straylight	47.500	106	9Bet Crv	2.6480	5600.0	95	42170	No
40	GOM_NL__2PRFIN20100325_022400_000000462088_00032_42170_1136.N1	25-MAR-2010 02:24:00	Twilight_stray	46.000	100	4Gam Crv	2.5800	13100.	92	42170	No
41	GOM_NL__2PRFIN20100325_022936_000000502088_00032_42170_1137.N1	25-MAR-2010 02:29:36	Bright	49.500	121	29Gam Vir	2.7400	7200.0	99	42170	No
42	GOM_NL__2PRFIN20100325_023413_000000432088_00032_42170_1138.N1	25-MAR-2010 02:34:13	Bright	43.000	62	94Bet Leo	2.1360	9700.0	86	42170	No

43	GOM_NL__2PRFIN20100325_023539_000000392088_00032_42170_1139.N1	25-MAR-2010 02:35:39	Bright	39.000	96	68Del Leo	2.5600	9300.0	78	42170	No
44	GOM_NL__2PRFIN20100325_024235_000000402088_00032_42170_1140.N1	25-MAR-2010 02:42:35	Bright	39.500	174	52Psi UMa	3.0040	4400.0	79	42170	No
45	GOM_NL__2PRFIN20100325_024552_000000362088_00032_42170_1141.N1	25-MAR-2010 02:45:52	Bright	35.500	82	48Bet UMa	2.3650	10600.	71	42170	No
46	GOM_NL__2PRFIN20100325_024724_000000362088_00032_42170_1142.N1	25-MAR-2010 02:47:24	Bright	36.000	36	50Alp UMa	1.8000	6300.0	72	42170	No
47	GOM_NL__2PRFIN20100325_024900_000000462088_00032_42170_1143.N1	25-MAR-2010 02:49:00	Bright	45.500	55	79Zet UMa	2.0600	10200.	91	42170	No
48	GOM_NL__2PRFIN20100325_025408_000000372088_00032_42170_1144.N1	25-MAR-2010 02:54:08	Bright	36.500	60	7Bet UMi	2.0810	3950.0	73	42170	No
49	GOM_NL__2PRFIN20100325_025736_000000462088_00032_42170_1145.N1	25-MAR-2010 02:57:36	Bright	46.000	119	14Eta Dra	2.7270	4700.0	92	42170	No
50	GOM_NL__2PRFIN20100325_030301_000000342088_00032_42170_1146.N1	25-MAR-2010 03:03:01	Bright	33.500	89	5Alp Cep	2.4510	8000.0	67	42170	No
51	GOM_NL__2PRFIN20100325_030810_000000392088_00032_42170_1147.N1	25-MAR-2010 03:08:10	Bright	38.500	19	50Alp Cyg	1.2460	10500.	77	42170	No
52	GOM_NL__2PRFIN20100325_030947_000000432088_00032_42170_1148.N1	25-MAR-2010 03:09:47	Bright	42.500	66	37Gam Cyg	2.2080	5900.0	85	42170	No
53	GOM_NL__2PRFIN20100325_031138_000000412088_00032_42170_1149.N1	25-MAR-2010 03:11:38	Bright	40.500	92	53Eps Cyg	2.5000	4500.0	81	42170	No
54	GOM_NL__2PRFIN20100325_032046_000000582088_00032_42170_1150.N1	25-MAR-2010 03:20:46	Straylight	58.000	11	53Alp Aql	0.76500	8000.0	116	42170	No
55	GOM_NL__2PRFIN20100325_033553_000000622088_00032_42170_1151.N1	25-MAR-2010 03:35:53	Dark	61.500	137	22Lam Sgr	2.8240	4400.0	123	42170	No
56	GOM_NL__2PRFIN20100325_033735_000000512088_00032_42170_1152.N1	25-MAR-2010 03:37:35	Dark	50.500	38	20Eps Sgr	1.8360	11000.	101	42170	No
57	GOM_NL__2PRFIN20100325_034102_000000502088_00033_42171_1135.N1	25-MAR-2010 03:41:02	Dark	49.500	85	Kap Sco	2.4070	28000.	99	42171	No
58	GOM_NL__2PRFIN20100325_034252_000000432088_00033_42171_1136.N1	25-MAR-2010 03:42:52	Dark	43.000	141	Bet Ara	2.8400	4600.0	86	42171	No
59	GOM_NL__2PRFIN20100325_034615_000000402088_00033_42171_1137.N1	25-MAR-2010 03:46:15	Dark	39.500	134	Bet TrA	2.8100	6600.0	79	42171	No
60	GOM_NL__2PRFIN20100325_034857_000000562088_00033_42171_1138.N1	25-MAR-2010 03:48:57	Dark	56.000	4	Alp1Cen	-0.010000	5800.0	112	42171	No
61	GOM_NL__2PRFIN20100325_035124_000000432088_00033_42171_1139.N1	25-MAR-2010 03:51:24	Straylight	43.000	78	Alp Lup	2.3040	28000.	86	42171	No
62	GOM_NL__2PRFIN20100325_035257_000000532088_00033_42171_1140.N1	25-MAR-2010 03:52:57	Straylight	53.000	81	Eta Cen	2.3560	28000.	106	42171	No
63	GOM_NL__2PRFIN20100325_035452_000000432088_00033_42171_1141.N1	25-MAR-2010 03:54:52	Straylight	42.500	64	Gam Cen	2.2000	10600.	85	42171	No
64	GOM_NL__2PRFIN20100325_035717_000000492088_00033_42171_1142.N1	25-MAR-2010 03:57:17	Straylight	48.500	123	lot Cen	2.7500	10200.	97	42171	No
65	GOM_NL__2PRFIN20100325_040230_000000482088_00033_42171_1143.N1	25-MAR-2010 04:02:30	Straylight	48.000	106	9Bet Crv	2.6480	5600.0	96	42171	No
66	GOM_NL__2PRFIN20100325_040436_000000452088_00033_42171_1144.N1	25-MAR-2010 04:04:36	Twilight_stray	44.500	100	4Gam Crv	2.5800	13100.	89	42171	No
67	GOM_NL__2PRFIN20100325_041012_000000502088_00033_42171_1145.N1	25-MAR-2010 04:10:12	Bright	50.000	121	29Gam Vir	2.7400	7200.0	100	42171	No
68	GOM_NL__2PRFIN20100325_041449_000000432088_00033_42171_1146.N1	25-MAR-2010 04:14:49	Bright	43.000	62	94Bet Leo	2.1360	9700.0	86	42171	No
69	GOM_NL__2PRFIN20100325_041615_000000382088_00033_42171_1147.N1	25-MAR-2010 04:16:15	Bright	38.000	96	68Del Leo	2.5600	9300.0	76	42171	No
70	GOM_NL__2PRFIN20100325_042310_000000382088_00033_42171_1148.N1	25-MAR-2010 04:23:10	Bright	38.000	174	52Psi UMa	3.0040	4400.0	76	42171	No
71	GOM_NL__2PRFIN20100325_042628_000000372088_00033_42171_1149.N1	25-MAR-2010 04:26:28	Bright	36.500	82	48Bet UMa	2.3650	10600.	73	42171	No
72	GOM_NL__2PRFIN20100325_042800_000000382088_00033_42171_1150.N1	25-MAR-2010 04:28:00	Bright	37.500	36	50Alp UMa	1.8000	6300.0	75	42171	No
73	GOM_NL__2PRFIN20100325_042935_000000472088_00033_42171_1151.N1	25-MAR-2010 04:29:35	Bright	46.500	55	79Zet UMa	2.0600	10200.	93	42171	No
74	GOM_NL__2PRFIN20100325_043444_000000582088_00033_42171_1152.N1	25-MAR-2010 04:34:44	Bright	58.000	60	7Bet UMi	2.0810	3950.0	116	42171	No
75	GOM_NL__2PRFIN20100325_043812_000000462088_00033_42171_1153.N1	25-MAR-2010 04:38:12	Bright	45.500	119	14Eta Dra	2.7270	4700.0	91	42171	No
76	GOM_NL__2PRFIN20100325_044337_000000532088_00033_42171_1154.N1	25-MAR-2010 04:43:37	Bright	53.000	89	5Alp Cep	2.4510	8000.0	106	42171	No
77	GOM_NL__2PRFIN20100325_044846_000000382088_00033_42171_1155.N1	25-MAR-2010 04:48:46	Bright	37.500	19	50Alp Cyg	1.2460	10500.	75	42171	No
78	GOM_NL__2PRFIN20100325_045023_000000392088_00033_42171_1156.N1	25-MAR-2010 04:50:23	Bright	39.000	66	37Gam Cyg	2.2080	5900.0	78	42171	No
79	GOM_NL__2PRFIN20100325_045215_000000412088_00033_42171_1157.N1	25-MAR-2010 04:52:15	Bright	40.500	92	53Eps Cyg	2.5000	4500.0	81	42171	No
80	GOM_NL__2PRFIN20100325_050123_000000622088_00033_42171_1158.N1	25-MAR-2010 05:01:23	Straylight	61.500	11	53Alp Aql	0.76500	8000.0	123	42171	No
81	GOM_NL__2PRFIN20100325_051437_000000522088_00033_42171_1159.N1	25-MAR-2010 05:14:37	Dark	52.000	57	34Sig Sgr	2.0660	26000.	104	42171	No
82	GOM_NL__2PRFIN20100325_051631_000000562088_00033_42171_1160.N1	25-MAR-2010 05:16:31	Dark	56.000	137	22Lam Sgr	2.8240	4400.0	112	42171	No
83	GOM_NL__2PRFIN20100325_051813_000000512088_00033_42171_1161.N1	25-MAR-2010 05:18:13	Dark	50.500	38	20Eps Sgr	1.8360	11000.	101	42171	No
84	GOM_NL__2PRFIN20100325_052140_000000492088_00034_42172_1143.N1	25-MAR-2010 05:21:40	Dark	49.000	85	Kap Sco	2.4070	28000.	98	42172	No
85	GOM_NL__2PRFIN20100325_052329_000000502088_00034_42172_1144.N1	25-MAR-2010 05:23:29	Dark	50.000	141	Bet Ara	2.8400	4600.0	100	42172	No
86	GOM_NL__2PRFIN20100325_052651_000000412088_00034_42172_1145.N1	25-MAR-2010 05:26:51	Dark	40.500	134	Bet TrA	2.8100	6600.0	81	42172	No
87	GOM_NL__2PRFIN20100325_052934_000000482088_00034_42172_1146.N1	25-MAR-2010 05:29:34	Dark	48.000	4	Alp1Cen	-0.010000	5800.0	96	42172	No
88	GOM_NL__2PRFIN20100325_053200_000000462088_00034_42172_1147.N1	25-MAR-2010 05:32:00	Straylight	45.500	78	Alp Lup	2.3040	28000.	91	42172	No
89	GOM_NL__2PRFIN20100325_053334_000000522088_00034_42172_1148.N1	25-MAR-2010 05:33:34	Straylight	52.000	81	Eta Cen	2.3560	28000.	104	42172	No
90	GOM_NL__2PRFIN20100325_053528_000000442088_00034_42172_1149.N1	25-MAR-2010 05:35:28	Straylight	43.500	64	Gam Cen	2.2000	10600.	87	42172	No
91	GOM_NL__2PRFIN20100325_053754_000000452088_00034_42172_1150.N1	25-MAR-2010 05:37:54	Straylight	44.500	123	lot Cen	2.7500	10200.	89	42172	No
92	GOM_NL__2PRFIN20100325_054307_000000502088_00034_42172_1151.N1	25-MAR-2010 05:43:07	Straylight	49.500	106	9Bet Crv	2.6480	5600.0	99	42172	No
93	GOM_NL__2PRFIN20100325_054512_000000482088_00034_42172_1152.N1	25-MAR-2010 05:45:12	Twilight_stray	47.500	100	4Gam Crv	2.5800	13100.	95	42172	No
94	GOM_NL__2PRFIN20100325_055047_000000502088_00034_42172_1153.N1	25-MAR-2010 05:50:47	Bright	50.000	121	29Gam Vir	2.7400	7200.0	100	42172	No
95	GOM_NL__2PRFIN20100325_055525_000000442088_00034_42172_1154.N1	25-MAR-2010 05:55:25	Bright	44.000	62	94Bet Leo	2.1360	9700.0	88	42172	No
96	GOM_NL__2PRFIN20100325_055651_000000392088_00034_42172_1155.N1	25-MAR-2010 05:56:51	Bright	39.000	96	68Del Leo	2.5600	9300.0	78	42172	No
97	GOM_NL__2PRFIN20100325_060346_000000392088_00034_42172_1156.N1	25-MAR-2010 06:03:46	Bright	38.500	174	52Psi UMa	3.0040	4400.0	77	42172	No
98	GOM_NL__2PRFIN20100325_060704_000000382088_00034_42172_1157.N1	25-MAR-2010 06:07:04	Bright	37.500	82	48Bet UMa	2.3650	10600.	75	42172	No
99	GOM_NL__2PRFIN20100325_060835_000000542088_00034_42172_1158.N1	25-MAR-2010 06:08:35	Bright	54.000	36	50Alp UMa	1.8000	6300.0	108	42172	No
100	GOM_NL__2PRFIN20100325_061010_000000452088_00034_42172_1159.N1	25-MAR-2010 06:10:10	Bright	45.000	55	79Zet UMa	2.0600	10200.	90	42172	No
101	GOM_NL__2PRFIN20100325_061519_000000582088_00034_42172_1160.N1	25-MAR-2010 06:15:19	Bright	58.000	60	7Bet UMi	2.0810	3950.0	116	42172	No

102	GOM_NL__2PRFIN20100325_061847_000000462088_00034_42172_1161.N1	25-MAR-2010 06:18:47	Bright	45.500	119	14Eta Dra	2.7270	4700.0	91	42172	No
103	GOM_NL__2PRFIN20100325_062413_000000392088_00034_42172_1162.N1	25-MAR-2010 06:24:13	Bright	38.500	89	5Alp Cep	2.4510	8000.0	77	42172	No
104	GOM_NL__2PRFIN20100325_062922_000000392088_00034_42172_1163.N1	25-MAR-2010 06:29:22	Bright	38.500	19	50Alp Cyg	1.2460	10500.	77	42172	No
105	GOM_NL__2PRFIN20100325_063059_000000432088_00034_42172_1164.N1	25-MAR-2010 06:30:59	Bright	42.500	66	37Gam Cyg	2.2080	5900.0	85	42172	No
106	GOM_NL__2PRFIN20100325_063251_000000372088_00034_42172_1165.N1	25-MAR-2010 06:32:51	Bright	37.000	92	53Eps Cyg	2.5000	4500.0	74	42172	No
107	GOM_NL__2PRFIN20100325_064159_000000602088_00034_42172_1166.N1	25-MAR-2010 06:41:59	Straylight	59.500	11	53Alp Aql	0.76500	8000.0	119	42172	No
108	GOM_NL__2PRFIN20100325_065514_000000492088_00034_42172_1167.N1	25-MAR-2010 06:55:14	Dark	49.000	57	34Sig Sgr	2.0660	26000.	98	42172	No
109	GOM_NL__2PRFIN20100325_065708_000000582088_00034_42172_1168.N1	25-MAR-2010 06:57:08	Dark	57.500	137	22Lam Sgr	2.8240	4400.0	115	42172	No
110	GOM_NL__2PRFIN20100325_065850_000000502088_00034_42172_1169.N1	25-MAR-2010 06:58:50	Dark	50.000	38	20Eps Sgr	1.8360	11000.	100	42172	No
111	GOM_NL__2PRFIN20100325_070217_000000482088_00035_42173_1152.N1	25-MAR-2010 07:02:17	Dark	48.000	85	Kap Sco	2.4070	28000.	96	42173	No
112	GOM_NL__2PRFIN20100325_070405_000000432088_00035_42173_1153.N1	25-MAR-2010 07:04:05	Dark	42.500	141	Bet Ara	2.8400	4600.0	85	42173	No
113	GOM_NL__2PRFIN20100325_070728_000000402088_00035_42173_1154.N1	25-MAR-2010 07:07:28	Dark	39.500	134	Bet TrA	2.8100	6600.0	79	42173	No
114	GOM_NL__2PRFIN20100325_071010_000000562088_00035_42173_1155.N1	25-MAR-2010 07:10:10	Dark	56.000	4	Alp1Cen	-0.010000	5800.0	112	42173	No
115	GOM_NL__2PRFIN20100325_071237_000000452088_00035_42173_1156.N1	25-MAR-2010 07:12:37	Straylight	44.500	78	Alp Lup	2.3040	28000.	89	42173	No
116	GOM_NL__2PRFIN20100325_071411_000000532088_00035_42173_1157.N1	25-MAR-2010 07:14:11	Straylight	52.500	81	Eta Cen	2.3560	28000.	105	42173	No
117	GOM_NL__2PRFIN20100325_071609_000000382088_00035_42173_1158.N1	25-MAR-2010 07:16:09	Straylight	37.500	64	Gam Cen	2.2000	10600.	75	42173	No
118	GOM_NL__2PRFIN20100325_071830_000000492088_00035_42173_1159.N1	25-MAR-2010 07:18:30	Straylight	48.500	123	lot Cen	2.7500	10200.	97	42173	No
119	GOM_NL__2PRFIN20100325_072343_000000502088_00035_42173_1160.N1	25-MAR-2010 07:23:43	Straylight	49.500	106	9Bet Crv	2.6480	5600.0	99	42173	No
120	GOM_NL__2PRFIN20100325_072548_000000452088_00035_42173_1161.N1	25-MAR-2010 07:25:48	Tw_i_and_stray	45.000	100	4Gam Crv	2.5800	13100.	90	42173	No
121	GOM_NL__2PRFIN20100325_073124_000000502088_00035_42173_1162.N1	25-MAR-2010 07:31:24	Bright	50.000	121	29Gam Vir	2.7400	7200.0	100	42173	No
122	GOM_NL__2PRFIN20100325_073601_000000432088_00035_42173_1163.N1	25-MAR-2010 07:36:01	Bright	42.500	62	94Bet Leo	2.1360	9700.0	85	42173	No
123	GOM_NL__2PRFIN20100325_073727_000000392088_00035_42173_1164.N1	25-MAR-2010 07:37:27	Bright	38.500	96	68Del Leo	2.5600	9300.0	77	42173	No
124	GOM_NL__2PRFIN20100325_074422_000000382088_00035_42173_1165.N1	25-MAR-2010 07:44:22	Bright	38.000	174	52Psi UMa	3.0040	4400.0	76	42173	No
125	GOM_NL__2PRFIN20100325_074740_000000372088_00035_42173_1166.N1	25-MAR-2010 07:47:40	Bright	37.000	82	48Bet UMa	2.3650	10600.	74	42173	No
126	GOM_NL__2PRFIN20100325_074911_000000372088_00035_42173_1167.N1	25-MAR-2010 07:49:11	Bright	37.000	36	50Alp UMa	1.8000	6300.0	74	42173	No
127	GOM_NL__2PRFIN20100325_075046_000000462088_00035_42173_1168.N1	25-MAR-2010 07:50:46	Bright	45.500	55	79Zet UMa	2.0600	10200.	91	42173	No
128	GOM_NL__2PRFIN20100325_075555_000000442088_00035_42173_1169.N1	25-MAR-2010 07:55:55	Bright	43.500	60	7Bet UMi	2.0810	3950.0	87	42173	No
129	GOM_NL__2PRFIN20100325_075923_000000462088_00035_42173_1170.N1	25-MAR-2010 07:59:23	Bright	46.000	119	14Eta Dra	2.7270	4700.0	92	42173	No
130	GOM_NL__2PRFIN20100325_080449_000000382088_00035_42173_1171.N1	25-MAR-2010 08:04:49	Bright	38.000	89	5Alp Cep	2.4510	8000.0	76	42173	No
131	GOM_NL__2PRFIN20100325_080958_000000372088_00035_42173_1172.N1	25-MAR-2010 08:09:58	Bright	36.500	19	50Alp Cyg	1.2460	10500.	73	42173	No
132	GOM_NL__2PRFIN20100325_081135_000000432088_00035_42173_1173.N1	25-MAR-2010 08:11:35	Bright	42.500	66	37Gam Cyg	2.2080	5900.0	85	42173	No
133	GOM_NL__2PRFIN20100325_081327_000000522088_00035_42173_1174.N1	25-MAR-2010 08:13:27	Bright	51.500	92	53Eps Cyg	2.5000	4500.0	103	42173	No
134	GOM_NL__2PRFIN20100325_082236_000000582088_00035_42173_1175.N1	25-MAR-2010 08:22:36	Straylight	57.500	11	53Alp Aql	0.76500	8000.0	115	42173	No
135	GOM_NL__2PRFIN20100325_083551_000000512088_00035_42173_1176.N1	25-MAR-2010 08:35:51	Dark	51.000	57	34Sig Sgr	2.0660	26000.	102	42173	No
136	GOM_NL__2PRFIN20100325_083746_000000622088_00035_42173_1177.N1	25-MAR-2010 08:37:46	Dark	62.000	137	22Lam Sgr	2.8240	4400.0	124	42173	No
137	GOM_NL__2PRFIN20100325_083927_000000512088_00035_42173_1178.N1	25-MAR-2010 08:39:27	Dark	50.500	38	20Eps Sgr	1.8360	11000.	101	42173	No
138	GOM_NL__2PRFIN20100325_084254_000000502088_00036_42174_1162.N1	25-MAR-2010 08:42:54	Dark	49.500	85	Kap Sco	2.4070	28000.	99	42174	No
139	GOM_NL__2PRFIN20100325_084442_000000432088_00036_42174_1163.N1	25-MAR-2010 08:44:42	Dark	42.500	141	Bet Ara	2.8400	4600.0	85	42174	No
140	GOM_NL__2PRFIN20100325_084804_000000392088_00036_42174_1164.N1	25-MAR-2010 08:48:04	Dark	39.000	134	Bet TrA	2.8100	6600.0	78	42174	No
141	GOM_NL__2PRFIN20100325_085047_000000562088_00036_42174_1165.N1	25-MAR-2010 08:50:47	Dark	56.000	4	Alp1Cen	-0.010000	5800.0	112	42174	No
142	GOM_NL__2PRFIN20100325_085314_000000462088_00036_42174_1166.N1	25-MAR-2010 08:53:14	Straylight	45.500	78	Alp Lup	2.3040	28000.	91	42174	No
143	GOM_NL__2PRFIN20100325_085448_000000502088_00036_42174_1167.N1	25-MAR-2010 08:54:48	Straylight	49.500	81	Eta Cen	2.3560	28000.	99	42174	No
144	GOM_NL__2PRFIN20100325_085743_000000592088_00036_42174_1168.N1	25-MAR-2010 08:57:43	Straylight	58.500	54	5The Cen	2.0550	4500.0	117	42174	No
145	GOM_NL__2PRFIN20100325_090419_000000482088_00036_42174_1169.N1	25-MAR-2010 09:04:19	Straylight	47.500	106	9Bet Crv	2.6480	5600.0	95	42174	No
146	GOM_NL__2PRFIN20100325_090624_000000462088_00036_42174_1170.N1	25-MAR-2010 09:06:24	Tw_i_and_stray	46.000	100	4Gam Crv	2.5800	13100.	92	42174	No
147	GOM_NL__2PRFIN20100325_091159_000000492088_00036_42174_1171.N1	25-MAR-2010 09:11:59	Bright	49.000	121	29Gam Vir	2.7400	7200.0	98	42174	No
148	GOM_NL__2PRFIN20100325_091636_000000432088_00036_42174_1172.N1	25-MAR-2010 09:16:36	Bright	43.000	62	94Bet Leo	2.1360	9700.0	86	42174	No
149	GOM_NL__2PRFIN20100325_091803_000000552088_00036_42174_1173.N1	25-MAR-2010 09:18:03	Bright	55.000	96	68Del Leo	2.5600	9300.0	110	42174	No
150	GOM_NL__2PRFIN20100325_092458_000000552088_00036_42174_1174.N1	25-MAR-2010 09:24:58	Bright	55.000	174	52Psi UMa	3.0040	4400.0	110	42174	No
151	GOM_NL__2PRFIN20100325_092816_000000362088_00036_42174_1175.N1	25-MAR-2010 09:28:16	Bright	35.500	82	48Bet UMa	2.3650	10600.	71	42174	No
152	GOM_NL__2PRFIN20100325_092947_000000382088_00036_42174_1176.N1	25-MAR-2010 09:29:47	Bright	37.500	36	50Alp UMa	1.8000	6300.0	75	42174	No
153	GOM_NL__2PRFIN20100325_093121_000000452088_00036_42174_1177.N1	25-MAR-2010 09:31:21	Bright	44.500	55	79Zet UMa	2.0600	10200.	89	42174	No
154	GOM_NL__2PRFIN20100325_093630_000000382088_00036_42174_1178.N1	25-MAR-2010 09:36:30	Bright	38.000	60	7Bet UMi	2.0810	3950.0	76	42174	No
155	GOM_NL__2PRFIN20100325_093958_000000452088_00036_42174_1179.N1	25-MAR-2010 09:39:58	Bright	45.000	119	14Eta Dra	2.7270	4700.0	90	42174	No
156	GOM_NL__2PRFIN20100325_094525_000000382088_00036_42174_1180.N1	25-MAR-2010 09:45:25	Bright	37.500	89	5Alp Cep	2.4510	8000.0	75	42174	No
157	GOM_NL__2PRFIN20100325_095034_000000392088_00036_42174_1181.N1	25-MAR-2010 09:50:34	Bright	39.000	19	50Alp Cyg	1.2460	10500.	78	42174	No
158	GOM_NL__2PRFIN20100325_095211_000000432088_00036_42174_1182.N1	25-MAR-2010 09:52:11	Bright	42.500	66	37Gam Cyg	2.2080	5900.0	85	42174	No
159	GOM_NL__2PRFIN20100325_095403_000000412088_00036_42174_1183.N1	25-MAR-2010 09:54:03	Bright	40.500	92	53Eps Cyg	2.5000	4500.0	81	42174	No
160	GOM_NL__2PRFIN20100325_100312_000000652088_00036_42174_1184.N1	25-MAR-2010 10:03:12	Straylight	65.000	11	53Alp Aql	0.76500	8000.0	130	42174	No

161	GOM_NL__2PRFIN20100325_101628_000000542088_00036_42174_1185.N1	25-MAR-2010 10:16:28	Dark	53.500	57	34Sig Sgr	2.0660	26000.	107	42174	No
162	GOM_NL__2PRFIN20100325_101823_000000592088_00036_42174_1186.N1	25-MAR-2010 10:18:23	Dark	58.500	137	22Lam Sgr	2.8240	4400.0	117	42174	No
163	GOM_NL__2PRFIN20100325_102004_000000512088_00036_42174_1187.N1	25-MAR-2010 10:20:04	Dark	50.500	38	20Eps Sgr	1.8360	11000.	101	42174	No
164	GOM_NL__2PRFIN20100325_102331_000000532088_00037_42175_1170.N1	25-MAR-2010 10:23:31	Dark	52.500	85	Kap Sco	2.4070	28000.	105	42175	No
165	GOM_NL__2PRFIN20100325_102519_000000442088_00037_42175_1171.N1	25-MAR-2010 10:25:19	Dark	43.500	141	Bet Ara	2.8400	4600.0	87	42175	No
166	GOM_NL__2PRFIN20100325_102841_000000392088_00037_42175_1172.N1	25-MAR-2010 10:28:41	Dark	39.000	134	Bet TrA	2.8100	6600.0	78	42175	No
167	GOM_NL__2PRFIN20100325_103123_000000452088_00037_42175_1173.N1	25-MAR-2010 10:31:23	Dark	45.000	4	Alp1Cen	-0.010000	5800.0	90	42175	No
168	GOM_NL__2PRFIN20100325_103351_000000462088_00037_42175_1174.N1	25-MAR-2010 10:33:51	Straylight	45.500	78	Alp Lup	2.3040	28000.	91	42175	No
169	GOM_NL__2PRFIN20100325_103524_000000492088_00037_42175_1175.N1	25-MAR-2010 10:35:24	Straylight	49.000	81	Eta Cen	2.3560	28000.	98	42175	No
170	GOM_NL__2PRFIN20100325_103819_000000602088_00037_42175_1176.N1	25-MAR-2010 10:38:19	Straylight	60.000	54	5The Cen	2.0550	4500.0	120	42175	No
171	GOM_NL__2PRFIN20100325_104455_000000492088_00037_42175_1177.N1	25-MAR-2010 10:44:55	Straylight	49.000	106	9Bet Crv	2.6480	5600.0	98	42175	No
172	GOM_NL__2PRFIN20100325_104701_000000452088_00037_42175_1178.N1	25-MAR-2010 10:47:01	Tw_i_and_stray	44.500	100	4Gam Crv	2.5800	13100.	89	42175	No
173	GOM_NL__2PRFIN20100325_105235_000000492088_00037_42175_1179.N1	25-MAR-2010 10:52:35	Bright	48.500	121	29Gam Vir	2.7400	7200.0	97	42175	No
174	GOM_NL__2PRFIN20100325_105712_000000432088_00037_42175_1180.N1	25-MAR-2010 10:57:12	Bright	42.500	62	94Bet Leo	2.1360	9700.0	85	42175	No
175	GOM_NL__2PRFIN20100325_105838_000000372088_00037_42175_1181.N1	25-MAR-2010 10:58:38	Bright	37.000	96	68Del Leo	2.5600	9300.0	74	42175	No
176	GOM_NL__2PRFIN20100325_110534_000000392088_00037_42175_1182.N1	25-MAR-2010 11:05:34	Bright	38.500	174	52Psi UMa	3.0040	4400.0	77	42175	No
177	GOM_NL__2PRFIN20100325_110852_000000382088_00037_42175_1183.N1	25-MAR-2010 11:08:52	Bright	37.500	82	48Bet UMa	2.3650	10600.	75	42175	No
178	GOM_NL__2PRFIN20100325_111023_000000412088_00037_42175_1184.N1	25-MAR-2010 11:10:23	Bright	41.000	36	50Alp UMa	1.8000	6300.0	82	42175	No
179	GOM_NL__2PRFIN20100325_111156_000000462088_00037_42175_1185.N1	25-MAR-2010 11:11:56	Bright	45.500	55	79Zet UMa	2.0600	10200.	91	42175	No
180	GOM_NL__2PRFIN20100325_111706_000000382088_00037_42175_1186.N1	25-MAR-2010 11:17:06	Bright	38.000	60	7Bet UMi	2.0810	3950.0	76	42175	No
181	GOM_NL__2PRFIN20100325_112033_000000452088_00037_42175_1187.N1	25-MAR-2010 11:20:33	Bright	45.000	119	14Eta Dra	2.7270	4700.0	90	42175	No
182	GOM_NL__2PRFIN20100325_112601_000000372088_00037_42175_1188.N1	25-MAR-2010 11:26:01	Bright	37.000	89	5Alp Cep	2.4510	8000.0	74	42175	No
183	GOM_NL__2PRFIN20100325_113110_000000412088_00037_42175_1189.N1	25-MAR-2010 11:31:10	Bright	40.500	19	50Alp Cyg	1.2460	10500.	81	42175	No
184	GOM_NL__2PRFIN20100325_113246_000000412088_00037_42175_1190.N1	25-MAR-2010 11:32:46	Bright	41.000	66	37Gam Cyg	2.2080	5900.0	82	42175	No
185	GOM_NL__2PRFIN20100325_113439_000000412088_00037_42175_1191.N1	25-MAR-2010 11:34:39	Bright	41.000	92	53Eps Cyg	2.5000	4500.0	82	42175	No
186	GOM_NL__2PRFIN20100325_114349_000000602088_00037_42175_1192.N1	25-MAR-2010 11:43:49	Straylight	60.000	11	53Alp Aql	0.76500	8000.0	120	42175	No
187	GOM_NL__2PRFIN20100325_115705_000000532088_00037_42175_1193.N1	25-MAR-2010 11:57:05	Dark	53.000	57	34Sig Sgr	2.0660	26000.	106	42175	No
188	GOM_NL__2PRFIN20100325_115900_000000562088_00037_42175_1194.N1	25-MAR-2010 11:59:00	Dark	56.000	137	22Lam Sgr	2.8240	4400.0	112	42175	No
189	GOM_NL__2PRFIN20100325_120041_000000512088_00037_42175_1195.N1	25-MAR-2010 12:00:41	Dark	50.500	38	20Eps Sgr	1.8360	11000.	101	42175	No
190	GOM_NL__2PRFIN20100325_120408_000000502088_00038_42176_1180.N1	25-MAR-2010 12:04:08	Dark	50.000	85	Kap Sco	2.4070	28000.	100	42176	No
191	GOM_NL__2PRFIN20100325_120555_000000432088_00038_42176_1181.N1	25-MAR-2010 12:05:55	Dark	42.500	141	Bet Ara	2.8400	4600.0	85	42176	No
192	GOM_NL__2PRFIN20100325_120917_000000402088_00038_42176_1182.N1	25-MAR-2010 12:09:17	Dark	39.500	134	Bet TrA	2.8100	6600.0	79	42176	No
193	GOM_NL__2PRFIN20100325_121200_000000492088_00038_42176_1183.N1	25-MAR-2010 12:12:00	Dark	48.500	4	Alp1Cen	-0.010000	5800.0	97	42176	No
194	GOM_NL__2PRFIN20100325_121427_000000432088_00038_42176_1184.N1	25-MAR-2010 12:14:27	Straylight	43.000	78	Alp Lup	2.3040	28000.	86	42176	No
195	GOM_NL__2PRFIN20100325_121601_000000502088_00038_42176_1185.N1	25-MAR-2010 12:16:01	Straylight	49.500	81	Eta Cen	2.3560	28000.	99	42176	No
196	GOM_NL__2PRFIN20100325_121856_000000572088_00038_42176_1186.N1	25-MAR-2010 12:18:56	Straylight	57.000	54	5The Cen	2.0550	4500.0	114	42176	No
197	GOM_NL__2PRFIN20100325_122531_000000472088_00038_42176_1187.N1	25-MAR-2010 12:25:31	Straylight	46.500	106	9Bet Crv	2.6480	5600.0	93	42176	No
198	GOM_NL__2PRFIN20100325_122737_000000452088_00038_42176_1188.N1	25-MAR-2010 12:27:37	Tw_i_and_stray	44.500	100	4Gam Crv	2.5800	13100.	89	42176	No
199	GOM_NL__2PRFIN20100325_123310_000000502088_00038_42176_1189.N1	25-MAR-2010 12:33:10	Bright	49.500	121	29Gam Vir	2.7400	7200.0	99	42176	No
200	GOM_NL__2PRFIN20100325_123748_000000422088_00038_42176_1190.N1	25-MAR-2010 12:37:48	Bright	41.500	62	94Bet Leo	2.1360	9700.0	83	42176	No
201	GOM_NL__2PRFIN20100325_123914_000000552088_00038_42176_1191.N1	25-MAR-2010 12:39:14	Bright	55.000	96	68Del Leo	2.5600	9300.0	110	42176	No
202	GOM_NL__2PRFIN20100325_124609_000000362088_00038_42176_1192.N1	25-MAR-2010 12:46:09	Bright	36.000	174	52Psi UMa	3.0040	4400.0	72	42176	No
203	GOM_NL__2PRFIN20100325_124927_000000362088_00038_42176_1193.N1	25-MAR-2010 12:49:27	Bright	36.000	82	48Bet UMa	2.3650	10600.	72	42176	No
204	GOM_NL__2PRFIN20100325_125059_000000382088_00038_42176_1194.N1	25-MAR-2010 12:50:59	Bright	37.500	36	50Alp UMa	1.8000	6300.0	75	42176	No
205	GOM_NL__2PRFIN20100325_125742_000000412088_00038_42176_1195.N1	25-MAR-2010 12:57:42	Bright	40.500	60	7Bet UMi	2.0810	3950.0	81	42176	No
206	GOM_NL__2PRFIN20100325_130108_000000452088_00038_42176_1196.N1	25-MAR-2010 13:01:08	Bright	45.000	119	14Eta Dra	2.7270	4700.0	90	42176	No
207	GOM_NL__2PRFIN20100325_130636_000000382088_00038_42176_1197.N1	25-MAR-2010 13:06:36	Bright	37.500	89	5Alp Cep	2.4510	8000.0	75	42176	No
208	GOM_NL__2PRFIN20100325_131146_000000402088_00038_42176_1198.N1	25-MAR-2010 13:11:46	Bright	40.000	19	50Alp Cyg	1.2460	10500.	80	42176	No
209	GOM_NL__2PRFIN20100325_131323_000000432088_00038_42176_1199.N1	25-MAR-2010 13:13:23	Bright	42.500	66	37Gam Cyg	2.2080	5900.0	85	42176	No
210	GOM_NL__2PRFIN20100325_131515_000000422088_00038_42176_1200.N1	25-MAR-2010 13:15:15	Bright	41.500	92	53Eps Cyg	2.5000	4500.0	83	42176	No
211	GOM_NL__2PRFIN20100325_132425_000000552088_00038_42176_1201.N1	25-MAR-2010 13:24:25	Straylight	54.500	11	53Alp Aql	0.76500	8000.0	109	42176	No
212	GOM_NL__2PRFIN20100325_133742_000000552088_00038_42176_1202.N1	25-MAR-2010 13:37:42	Dark	55.000	57	34Sig Sgr	2.0660	26000.	110	42176	No
213	GOM_NL__2PRFIN20100325_133937_000000622088_00038_42176_1203.N1	25-MAR-2010 13:39:37	Dark	61.500	137	22Lam Sgr	2.8240	4400.0	123	42176	No
214	GOM_NL__2PRFIN20100325_134118_000000502088_00038_42176_1204.N1	25-MAR-2010 13:41:18	Dark	50.000	38	20Eps Sgr	1.8360	11000.	100	42176	No
215	GOM_NL__2PRFIN20100325_134445_000000502088_00039_42177_1188.N1	25-MAR-2010 13:44:45	Dark	50.000	85	Kap Sco	2.4070	28000.	100	42177	No
216	GOM_NL__2PRFIN20100325_134632_000000412088_00039_42177_1189.N1	25-MAR-2010 13:46:32	Dark	40.500	141	Bet Ara	2.8400	4600.0	81	42177	No
217	GOM_NL__2PRFIN20100325_134954_000000382088_00039_42177_1190.N1	25-MAR-2010 13:49:54	Dark	38.000	134	Bet TrA	2.8100	6600.0	76	42177	No
218	GOM_NL__2PRFIN20100325_135236_000000432088_00039_42177_1191.N1	25-MAR-2010 13:52:36	Dark	42.500	4	Alp1Cen	-0.010000	5800.0	85	42177	No
219	GOM_NL__2PRFIN20100325_135504_000000462088_00039_42177_1192.N1	25-MAR-2010 13:55:04	Straylight	45.500	78	Alp Lup	2.3040	28000.	91	42177	No

220	GOM_NL__2PRFIN20100325_135637_000000522088_00039_42177_1193.N1	25-MAR-2010 13:56:37	Straylight	52.000	81	Eta Cen	2.3560	28000.	104	42177	No
221	GOM_NL__2PRFIN20100325_135932_000000592088_00039_42177_1194.N1	25-MAR-2010 13:59:32	Straylight	59.000	54	5The Cen	2.0550	4500.0	118	42177	No
222	GOM_NL__2PRFIN20100325_140608_000000462088_00039_42177_1195.N1	25-MAR-2010 14:06:08	Straylight	46.000	106	9Bet Crv	2.6480	5600.0	92	42177	No
223	GOM_NL__2PRFIN20100325_140813_000000442088_00039_42177_1196.N1	25-MAR-2010 14:08:13	Tw_i_and_stray	44.000	100	4Gam Crv	2.5800	13100.	88	42177	No
224	GOM_NL__2PRFIN20100325_141346_000000512088_00039_42177_1197.N1	25-MAR-2010 14:13:46	Bright	50.500	121	29Gam Vir	2.7400	7200.0	101	42177	No
225	GOM_NL__2PRFIN20100325_141823_000000432088_00039_42177_1198.N1	25-MAR-2010 14:18:23	Bright	43.000	62	94Bet Leo	2.1360	9700.0	86	42177	No
226	GOM_NL__2PRFIN20100325_141950_000000372088_00039_42177_1199.N1	25-MAR-2010 14:19:50	Bright	37.000	96	68Del Leo	2.5600	9300.0	74	42177	No
227	GOM_NL__2PRFIN20100325_142645_000000382088_00039_42177_1200.N1	25-MAR-2010 14:26:45	Bright	38.000	174	52Psi UMa	3.0040	4400.0	76	42177	No
228	GOM_NL__2PRFIN20100325_143003_000000372088_00039_42177_1201.N1	25-MAR-2010 14:30:03	Bright	37.000	82	48Bet UMa	2.3650	10600.	74	42177	No
229	GOM_NL__2PRFIN20100325_143135_000000382088_00039_42177_1202.N1	25-MAR-2010 14:31:35	Bright	37.500	36	50Alp UMa	1.8000	6300.0	75	42177	No
230	GOM_NL__2PRFIN20100325_143307_000000452088_00039_42177_1203.N1	25-MAR-2010 14:33:07	Bright	45.000	55	79Zet UMa	2.0600	10200.	90	42177	No
231	GOM_NL__2PRFIN20100325_143817_000000402088_00039_42177_1204.N1	25-MAR-2010 14:38:17	Bright	39.500	60	7Bet UMi	2.0810	3950.0	79	42177	No
232	GOM_NL__2PRFIN20100325_144143_000000452088_00039_42177_1205.N1	25-MAR-2010 14:41:43	Bright	45.000	119	14Eta Dra	2.7270	4700.0	90	42177	No
233	GOM_NL__2PRFIN20100325_144713_000000382088_00039_42177_1206.N1	25-MAR-2010 14:47:13	Bright	37.500	89	5Alp Cep	2.4510	8000.0	75	42177	No
234	GOM_NL__2PRFIN20100325_145222_000000412088_00039_42177_1207.N1	25-MAR-2010 14:52:22	Bright	41.000	19	50Alp Cyg	1.2460	10500.	82	42177	No
235	GOM_NL__2PRFIN20100325_145358_000000402088_00039_42177_1208.N1	25-MAR-2010 14:53:58	Bright	40.000	66	37Gam Cyg	2.2080	5900.0	80	42177	No
236	GOM_NL__2PRFIN20100325_145551_000000542088_00039_42177_1209.N1	25-MAR-2010 14:55:51	Bright	53.500	92	53Eps Cyg	2.5000	4500.0	107	42177	No
237	GOM_NL__2PRFIN20100325_150502_000000612088_00039_42177_1210.N1	25-MAR-2010 15:05:02	Straylight	61.000	11	53Alp Aql	0.76500	8000.0	122	42177	No
238	GOM_NL__2PRFIN20100325_151819_000000552088_00039_42177_1211.N1	25-MAR-2010 15:18:19	Dark	55.000	57	34Sig Sgr	2.0660	26000.	110	42177	No
239	GOM_NL__2PRFIN20100325_152015_000000592088_00039_42177_1212.N1	25-MAR-2010 15:20:15	Dark	58.500	137	22Lam Sgr	2.8240	4400.0	117	42177	No
240	GOM_NL__2PRFIN20100325_152155_000000512088_00039_42177_1213.N1	25-MAR-2010 15:21:55	Dark	51.000	38	20Eps Sgr	1.8360	11000.	102	42177	No
241	GOM_NL__2PRFIN20100325_152522_000000502088_00040_42178_1196.N1	25-MAR-2010 15:25:22	Dark	50.000	85	Kap Sco	2.4070	28000.	100	42178	No
242	GOM_NL__2PRFIN20100325_152708_000000432088_00040_42178_1197.N1	25-MAR-2010 15:27:08	Dark	42.500	141	Bet Ara	2.8400	4600.0	85	42178	No
243	GOM_NL__2PRFIN20100325_153030_000000412088_00040_42178_1198.N1	25-MAR-2010 15:30:30	Dark	40.500	134	Bet TrA	2.8100	6600.0	81	42178	No
244	GOM_NL__2PRFIN20100325_153312_000000432088_00040_42178_1199.N1	25-MAR-2010 15:33:12	Dark	43.000	4	Alp1Cen	-0.010000	5800.0	86	42178	No
245	GOM_NL__2PRFIN20100325_153540_000000452088_00040_42178_1200.N1	25-MAR-2010 15:35:40	Straylight	44.500	78	Alp Lup	2.3040	28000.	89	42178	No
246	GOM_NL__2PRFIN20100325_153714_000000522088_00040_42178_1201.N1	25-MAR-2010 15:37:14	Straylight	52.000	81	Eta Cen	2.3560	28000.	104	42178	No
247	GOM_NL__2PRFIN20100325_154009_000000562088_00040_42178_1202.N1	25-MAR-2010 15:40:09	Straylight	56.000	54	5The Cen	2.0550	4500.0	112	42178	No
248	GOM_NL__2PRFIN20100325_154644_000000512088_00040_42178_1203.N1	25-MAR-2010 15:46:44	Straylight	50.500	106	9Bet Crv	2.6480	5600.0	101	42178	No
249	GOM_NL__2PRFIN20100325_154849_000000462088_00040_42178_1204.N1	25-MAR-2010 15:48:49	Tw_i_and_stray	45.500	100	4Gam Crv	2.5800	13100.	91	42178	No
250	GOM_NL__2PRFIN20100325_155422_000000502088_00040_42178_1205.N1	25-MAR-2010 15:54:22	Bright	50.000	121	29Gam Vir	2.7400	7200.0	100	42178	No
251	GOM_NL__2PRFIN20100325_155859_000000412088_00040_42178_1206.N1	25-MAR-2010 15:58:59	Bright	40.500	62	94Bet Leo	2.1360	9700.0	81	42178	No
252	GOM_NL__2PRFIN20100325_160026_000000382088_00040_42178_1207.N1	25-MAR-2010 16:00:26	Bright	37.500	96	68Del Leo	2.5600	9300.0	75	42178	No
253	GOM_NL__2PRFIN20100325_160721_000000392088_00040_42178_1208.N1	25-MAR-2010 16:07:21	Bright	38.500	174	52Psi UMa	3.0040	4400.0	77	42178	No
254	GOM_NL__2PRFIN20100325_161039_000000372088_00040_42178_1209.N1	25-MAR-2010 16:10:39	Bright	37.000	82	48Bet UMa	2.3650	10600.	74	42178	No
255	GOM_NL__2PRFIN20100325_161210_000000412088_00040_42178_1210.N1	25-MAR-2010 16:12:10	Bright	40.500	36	50Alp UMa	1.8000	6300.0	81	42178	No
256	GOM_NL__2PRFIN20100325_161341_000000462088_00040_42178_1211.N1	25-MAR-2010 16:13:41	Bright	46.000	55	79Zet UMa	2.0600	10200.	92	42178	No
257	GOM_NL__2PRFIN20100325_161853_000000422088_00040_42178_1212.N1	25-MAR-2010 16:18:53	Bright	42.000	60	7Bet UMi	2.0810	3950.0	84	42178	No
258	GOM_NL__2PRFIN20100325_162219_000000452088_00040_42178_1213.N1	25-MAR-2010 16:22:19	Bright	45.000	119	14Eta Dra	2.7270	4700.0	90	42178	No
259	GOM_NL__2PRFIN20100325_162749_000000372088_00040_42178_1214.N1	25-MAR-2010 16:27:49	Bright	37.000	89	5Alp Cep	2.4510	8000.0	74	42178	No
260	GOM_NL__2PRFIN20100325_163258_000000402088_00040_42178_1215.N1	25-MAR-2010 16:32:58	Bright	40.000	19	50Alp Cyg	1.2460	10500.	80	42178	No
261	GOM_NL__2PRFIN20100325_163435_000000432088_00040_42178_1216.N1	25-MAR-2010 16:34:35	Bright	43.000	66	37Gam Cyg	2.2080	5900.0	86	42178	No
262	GOM_NL__2PRFIN20100325_163627_000000412088_00040_42178_1217.N1	25-MAR-2010 16:36:27	Bright	40.500	92	53Eps Cyg	2.5000	4500.0	81	42178	No
263	GOM_NL__2PRFIN20100325_164538_000000602088_00040_42178_1218.N1	25-MAR-2010 16:45:38	Straylight	60.000	11	53Alp Aql	0.76500	8000.0	120	42178	No
264	GOM_NL__2PRFIN20100325_165856_000000512088_00040_42178_1219.N1	25-MAR-2010 16:58:56	Dark	50.500	57	34Sig Sgr	2.0660	26000.	101	42178	No
265	GOM_NL__2PRFIN20100325_170052_000000582088_00040_42178_1220.N1	25-MAR-2010 17:00:52	Dark	57.500	137	22Lam Sgr	2.8240	4400.0	115	42178	No
266	GOM_NL__2PRFIN20100325_170232_000000512088_00040_42178_1221.N1	25-MAR-2010 17:02:32	Dark	50.500	38	20Eps Sgr	1.8360	11000.	101	42178	No
267	GOM_NL__2PRFIN20100325_184637_000000502088_00042_42180_1231.N1	25-MAR-2010 18:46:37	Dark	49.500	85	Kap Sco	2.4070	28000.	99	42180	No
268	GOM_NL__2PRFIN20100325_184822_000000442088_00042_42180_1232.N1	25-MAR-2010 18:48:22	Dark	44.000	141	Bet Ara	2.8400	4600.0	88	42180	No
269	GOM_NL__2PRFIN20100325_185143_000000412088_00042_42180_1233.N1	25-MAR-2010 18:51:43	Dark	41.000	134	Bet TrA	2.8100	6600.0	82	42180	No
270	GOM_NL__2PRFIN20100325_185426_000000552088_00042_42180_1234.N1	25-MAR-2010 18:54:26	Dark	54.500	4	Alp1Cen	-0.010000	5800.0	109	42180	No
271	GOM_NL__2PRFIN20100325_185654_000000482088_00042_42180_1235.N1	25-MAR-2010 18:56:54	Straylight	47.500	78	Alp Lup	2.3040	28000.	95	42180	No
272	GOM_NL__2PRFIN20100325_185828_000000502088_00042_42180_1236.N1	25-MAR-2010 18:58:28	Straylight	49.500	81	Eta Cen	2.3560	28000.	99	42180	No
273	GOM_NL__2PRFIN20100325_190019_000000442088_00042_42180_1237.N1	25-MAR-2010 19:00:19	Straylight	43.500	64	Gam Cen	2.2000	10600.	87	42180	No
274	GOM_NL__2PRFIN20100325_190245_000000472088_00042_42180_1238.N1	25-MAR-2010 19:02:45	Straylight	47.000	123	lot Cen	2.7500	10200.	94	42180	No
275	GOM_NL__2PRFIN20100325_190756_000000492088_00042_42180_1239.N1	25-MAR-2010 19:07:56	Straylight	49.000	106	9Bet Crv	2.6480	5600.0	98	42180	No
276	GOM_NL__2PRFIN20100325_191001_000000462088_00042_42180_1240.N1	25-MAR-2010 19:10:01	Tw_i_and_stray	46.000	100	4Gam Crv	2.5800	13100.	92	42180	No
277	GOM_NL__2PRFIN20100325_191533_000000502088_00042_42180_1241.N1	25-MAR-2010 19:15:33	Bright	50.000	121	29Gam Vir	2.7400	7200.0	100	42180	No
278	GOM_NL__2PRFIN20100325_192011_000000412088_00042_42180_1242.N1	25-MAR-2010 19:20:11	Bright	41.000	62	94Bet Leo	2.1360	9700.0	82	42180	No

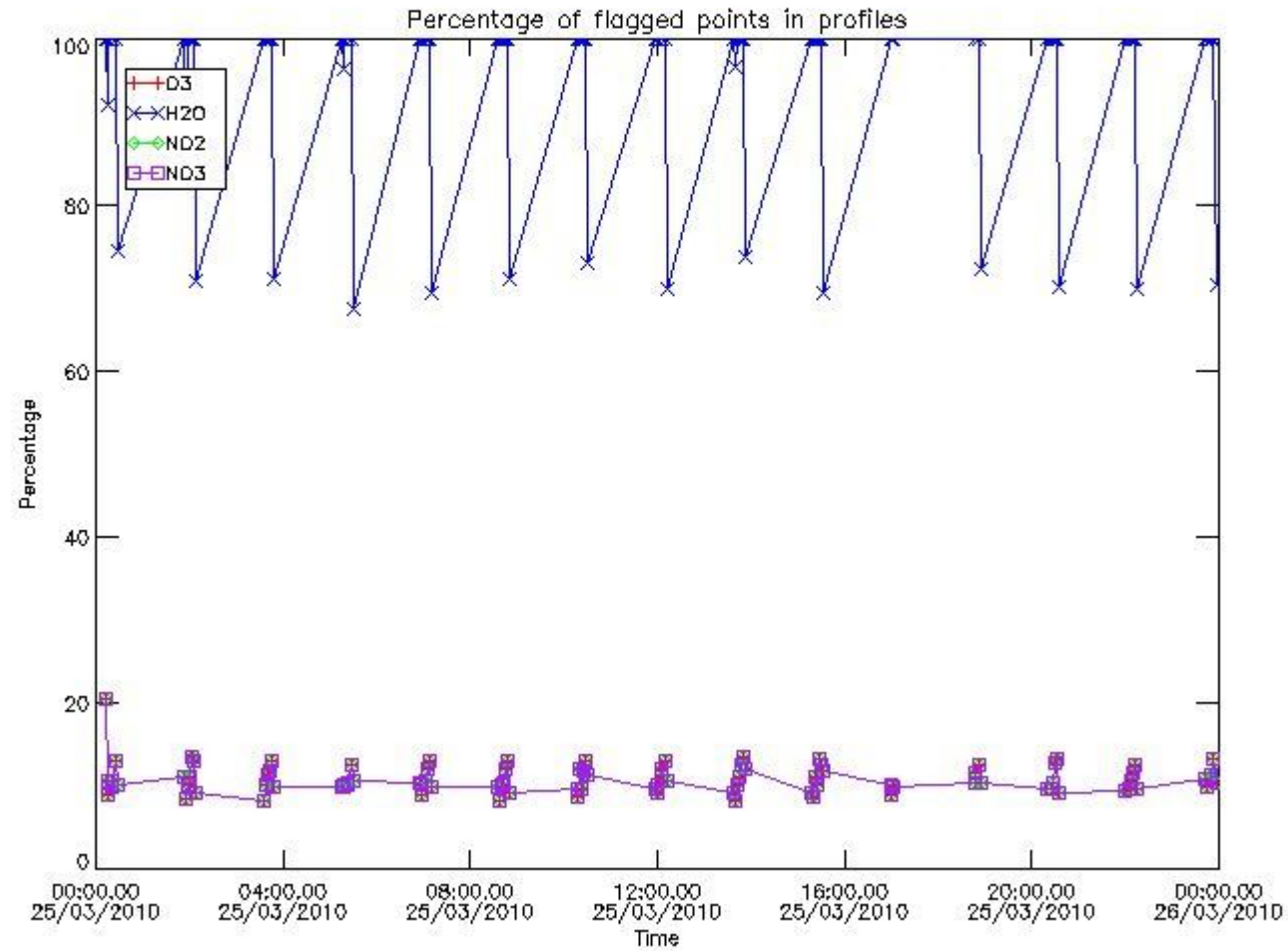
279	GOM_NL__2PRFIN20100325_192138_000000392088_00042_42180_1243.N1	25-MAR-2010 19:21:38	Bright	38.500	96	68Del Leo	2.5600	9300.0	77	42180	No
280	GOM_NL__2PRFIN20100325_192832_000000372088_00042_42180_1244.N1	25-MAR-2010 19:28:32	Bright	37.000	174	52Psi UMa	3.0040	4400.0	74	42180	No
281	GOM_NL__2PRFIN20100325_193151_000000382088_00042_42180_1245.N1	25-MAR-2010 19:31:51	Bright	37.500	82	48Bet UMa	2.3650	10600.	75	42180	No
282	GOM_NL__2PRFIN20100325_193322_000000392088_00042_42180_1246.N1	25-MAR-2010 19:33:22	Bright	39.000	36	50Alp UMa	1.8000	6300.0	78	42180	No
283	GOM_NL__2PRFIN20100325_193452_000000462088_00042_42180_1247.N1	25-MAR-2010 19:34:52	Bright	45.500	55	79Zet UMa	2.0600	10200.	91	42180	No
284	GOM_NL__2PRFIN20100325_194004_000000412088_00042_42180_1248.N1	25-MAR-2010 19:40:04	Bright	41.000	60	7Bet UMi	2.0810	3950.0	82	42180	No
285	GOM_NL__2PRFIN20100325_194900_000000352088_00042_42180_1249.N1	25-MAR-2010 19:49:00	Bright	35.000	89	5Alp Cep	2.4510	8000.0	70	42180	No
286	GOM_NL__2PRFIN20100325_195410_000000422088_00042_42180_1250.N1	25-MAR-2010 19:54:10	Bright	41.500	19	50Alp Cyg	1.2460	10500.	83	42180	No
287	GOM_NL__2PRFIN20100325_195546_000000412088_00042_42180_1251.N1	25-MAR-2010 19:55:46	Bright	41.000	66	37Gam Cyg	2.2080	5900.0	82	42180	No
288	GOM_NL__2PRFIN20100325_195739_000000412088_00042_42180_1252.N1	25-MAR-2010 19:57:39	Bright	40.500	92	53Eps Cyg	2.5000	4500.0	81	42180	No
289	GOM_NL__2PRFIN20100325_200651_000000622088_00042_42180_1253.N1	25-MAR-2010 20:06:51	Straylight	61.500	11	53Alp Aql	0.76500	8000.0	123	42180	No
290	GOM_NL__2PRFIN20100325_202011_000000532088_00042_42180_1254.N1	25-MAR-2010 20:20:11	Dark	52.500	57	34Sig Sgr	2.0660	26000.	105	42180	No
291	GOM_NL__2PRFIN20100325_202346_000000532088_00042_42180_1255.N1	25-MAR-2010 20:23:46	Dark	52.500	38	20Eps Sgr	1.8360	11000.	105	42180	No
292	GOM_NL__2PRFIN20100325_202714_000000502088_00043_42181_1239.N1	25-MAR-2010 20:27:14	Dark	49.500	85	Kap Sco	2.4070	28000.	99	42181	No
293	GOM_NL__2PRFIN20100325_202859_000000402088_00043_42181_1240.N1	25-MAR-2010 20:28:59	Dark	40.000	141	Bet Ara	2.8400	4600.0	80	42181	No
294	GOM_NL__2PRFIN20100325_203220_000000392088_00043_42181_1241.N1	25-MAR-2010 20:32:20	Dark	38.500	134	Bet TrA	2.8100	6600.0	77	42181	No
295	GOM_NL__2PRFIN20100325_203502_000000562088_00043_42181_1242.N1	25-MAR-2010 20:35:02	Dark	55.500	4	Alp1Cen	-0.010000	5800.0	111	42181	No
296	GOM_NL__2PRFIN20100325_203730_000000452088_00043_42181_1243.N1	25-MAR-2010 20:37:30	Straylight	44.500	78	Alp Lup	2.3040	28000.	89	42181	No
297	GOM_NL__2PRFIN20100325_203904_000000522088_00043_42181_1244.N1	25-MAR-2010 20:39:04	Straylight	51.500	81	Eta Cen	2.3560	28000.	103	42181	No
298	GOM_NL__2PRFIN20100325_204055_000000422088_00043_42181_1245.N1	25-MAR-2010 20:40:55	Straylight	41.500	64	Gam Cen	2.2000	10600.	83	42181	No
299	GOM_NL__2PRFIN20100325_204322_000000482088_00043_42181_1246.N1	25-MAR-2010 20:43:22	Straylight	48.000	123	lot Cen	2.7500	10200.	96	42181	No
300	GOM_NL__2PRFIN20100325_204832_000000502088_00043_42181_1247.N1	25-MAR-2010 20:48:32	Straylight	49.500	106	9Bet Crv	2.6480	5600.0	99	42181	No
301	GOM_NL__2PRFIN20100325_205037_000000462088_00043_42181_1248.N1	25-MAR-2010 20:50:37	Tw_i_and_stray	46.000	100	4Gam Crv	2.5800	13100.	92	42181	No
302	GOM_NL__2PRFIN20100325_205609_000000492088_00043_42181_1249.N1	25-MAR-2010 20:56:09	Bright	48.500	121	29Gam Vir	2.7400	7200.0	97	42181	No
303	GOM_NL__2PRFIN20100325_210046_000000422088_00043_42181_1250.N1	25-MAR-2010 21:00:46	Bright	41.500	62	94Bet Leo	2.1360	9700.0	83	42181	No
304	GOM_NL__2PRFIN20100325_210213_000000382088_00043_42181_1251.N1	25-MAR-2010 21:02:13	Bright	38.000	96	68Del Leo	2.5600	9300.0	76	42181	No
305	GOM_NL__2PRFIN20100325_210908_000000392088_00043_42181_1252.N1	25-MAR-2010 21:09:08	Bright	38.500	174	52Psi UMa	3.0040	4400.0	77	42181	No
306	GOM_NL__2PRFIN20100325_211226_000000352088_00043_42181_1253.N1	25-MAR-2010 21:12:26	Bright	35.000	82	48Bet UMa	2.3650	10600.	70	42181	No
307	GOM_NL__2PRFIN20100325_211358_000000392088_00043_42181_1254.N1	25-MAR-2010 21:13:58	Bright	38.500	36	50Alp UMa	1.8000	6300.0	77	42181	No
308	GOM_NL__2PRFIN20100325_211528_000000462088_00043_42181_1255.N1	25-MAR-2010 21:15:28	Bright	46.000	55	79Zet UMa	2.0600	10200.	92	42181	No
309	GOM_NL__2PRFIN20100325_212039_000000382088_00043_42181_1256.N1	25-MAR-2010 21:20:39	Bright	37.500	60	7Bet UMi	2.0810	3950.0	75	42181	No
310	GOM_NL__2PRFIN20100325_212936_000000382088_00043_42181_1257.N1	25-MAR-2010 21:29:36	Bright	37.500	89	5Alp Cep	2.4510	8000.0	75	42181	No
311	GOM_NL__2PRFIN20100325_213446_000000402088_00043_42181_1258.N1	25-MAR-2010 21:34:46	Bright	39.500	19	50Alp Cyg	1.2460	10500.	79	42181	No
312	GOM_NL__2PRFIN20100325_213622_000000432088_00043_42181_1259.N1	25-MAR-2010 21:36:22	Bright	42.500	66	37Gam Cyg	2.2080	5900.0	85	42181	No
313	GOM_NL__2PRFIN20100325_213815_000000402088_00043_42181_1260.N1	25-MAR-2010 21:38:15	Bright	40.000	92	53Eps Cyg	2.5000	4500.0	80	42181	No
314	GOM_NL__2PRFIN20100325_214728_000000562088_00043_42181_1261.N1	25-MAR-2010 21:47:28	Straylight	55.500	11	53Alp Aql	0.76500	8000.0	111	42181	No
315	GOM_NL__2PRFIN20100325_220047_000000592088_00043_42181_1262.N1	25-MAR-2010 22:00:47	Dark	59.000	57	34Sig Sgr	2.0660	26000.	118	42181	No
316	GOM_NL__2PRFIN20100325_220423_000000532088_00043_42181_1263.N1	25-MAR-2010 22:04:23	Dark	52.500	38	20Eps Sgr	1.8360	11000.	105	42181	No
317	GOM_NL__2PRFIN20100325_220751_000000482088_00044_42182_1247.N1	25-MAR-2010 22:07:51	Dark	48.000	85	Kap Sco	2.4070	28000.	96	42182	No
318	GOM_NL__2PRFIN20100325_220935_000000452088_00044_42182_1248.N1	25-MAR-2010 22:09:35	Dark	44.500	141	Bet Ara	2.8400	4600.0	89	42182	No
319	GOM_NL__2PRFIN20100325_221256_000000412088_00044_42182_1249.N1	25-MAR-2010 22:12:56	Dark	40.500	134	Bet TrA	2.8100	6600.0	81	42182	No
320	GOM_NL__2PRFIN20100325_221538_000000542088_00044_42182_1250.N1	25-MAR-2010 22:15:38	Dark	53.500	4	Alp1Cen	-0.010000	5800.0	107	42182	No
321	GOM_NL__2PRFIN20100325_221807_000000502088_00044_42182_1251.N1	25-MAR-2010 22:18:07	Straylight	49.500	78	Alp Lup	2.3040	28000.	99	42182	No
322	GOM_NL__2PRFIN20100325_221941_000000522088_00044_42182_1252.N1	25-MAR-2010 22:19:41	Straylight	52.000	81	Eta Cen	2.3560	28000.	104	42182	No
323	GOM_NL__2PRFIN20100325_222131_000000422088_00044_42182_1253.N1	25-MAR-2010 22:21:31	Straylight	41.500	64	Gam Cen	2.2000	10600.	83	42182	No
324	GOM_NL__2PRFIN20100325_222358_000000472088_00044_42182_1254.N1	25-MAR-2010 22:23:58	Straylight	47.000	123	lot Cen	2.7500	10200.	94	42182	No
325	GOM_NL__2PRFIN20100325_222908_000000462088_00044_42182_1255.N1	25-MAR-2010 22:29:08	Straylight	45.500	106	9Bet Crv	2.6480	5600.0	91	42182	No
326	GOM_NL__2PRFIN20100325_223113_000000462088_00044_42182_1256.N1	25-MAR-2010 22:31:13	Tw_i_and_stray	46.000	100	4Gam Crv	2.5800	13100.	92	42182	No
327	GOM_NL__2PRFIN20100325_223645_000000492088_00044_42182_1257.N1	25-MAR-2010 22:36:45	Bright	48.500	121	29Gam Vir	2.7400	7200.0	97	42182	No
328	GOM_NL__2PRFIN20100325_224122_000000412088_00044_42182_1258.N1	25-MAR-2010 22:41:22	Bright	40.500	62	94Bet Leo	2.1360	9700.0	81	42182	No
329	GOM_NL__2PRFIN20100325_224249_000000392088_00044_42182_1259.N1	25-MAR-2010 22:42:49	Bright	39.000	96	68Del Leo	2.5600	9300.0	78	42182	No
330	GOM_NL__2PRFIN20100325_224944_000000362088_00044_42182_1260.N1	25-MAR-2010 22:49:44	Bright	36.000	174	52Psi UMa	3.0040	4400.0	72	42182	No
331	GOM_NL__2PRFIN20100325_225302_000000372088_00044_42182_1261.N1	25-MAR-2010 22:53:02	Bright	37.000	82	48Bet UMa	2.3650	10600.	74	42182	No
332	GOM_NL__2PRFIN20100325_225433_000000422088_00044_42182_1262.N1	25-MAR-2010 22:54:33	Bright	41.500	36	50Alp UMa	1.8000	6300.0	83	42182	No
333	GOM_NL__2PRFIN20100325_225603_000000452088_00044_42182_1263.N1	25-MAR-2010 22:56:03	Bright	45.000	55	79Zet UMa	2.0600	10200.	90	42182	No
334	GOM_NL__2PRFIN20100325_230115_000000382088_00044_42182_1264.N1	25-MAR-2010 23:01:15	Bright	38.000	60	7Bet UMi	2.0810	3950.0	76	42182	No
335	GOM_NL__2PRFIN20100325_231012_000000532088_00044_42182_1265.N1	25-MAR-2010 23:10:12	Bright	53.000	89	5Alp Cep	2.4510	8000.0	106	42182	No
336	GOM_NL__2PRFIN20100325_231522_000000422088_00044_42182_1266.N1	25-MAR-2010 23:15:22	Bright	42.000	19	50Alp Cyg	1.2460	10500.	84	42182	No
337	GOM_NL__2PRFIN20100325_231658_000000442088_00044_42182_1267.N1	25-MAR-2010 23:16:58	Bright	44.000	66	37Gam Cyg	2.2080	5900.0	88	42182	No

338	GOM_NL__2PRFIN20100325_231851_000000422088_00044_42182_1268.N1	25-MAR-2010 23:18:51	Bright	41.500	92	53Eps Cyg	2.5000	4500.0	83	42182	No
339	GOM_NL__2PRFIN20100325_232805_000000582088_00044_42182_1269.N1	25-MAR-2010 23:28:05	Straylight	57.500	11	53Alp Aql	0.76500	8000.0	115	42182	No
340	GOM_NL__2PRFIN20100325_234125_000000522088_00044_42182_1270.N1	25-MAR-2010 23:41:25	Dark	52.000	57	34Sig Sgr	2.0660	26000.	104	42182	No
341	GOM_NL__2PRFIN20100325_234500_000000512088_00044_42182_1271.N1	25-MAR-2010 23:45:00	Dark	51.000	38	20Eps Sgr	1.8360	11000.	102	42182	No
342	GOM_NL__2PRFIN20100325_234828_000000502088_00045_42183_1255.N1	25-MAR-2010 23:48:28	Dark	49.500	85	Kap Sco	2.4070	28000.	99	42183	No
343	GOM_NL__2PRFIN20100325_235012_000000472088_00045_42183_1256.N1	25-MAR-2010 23:50:12	Dark	47.000	141	Bet Ara	2.8400	4600.0	94	42183	No
344	GOM_NL__2PRFIN20100325_235332_000000392088_00045_42183_1257.N1	25-MAR-2010 23:53:32	Dark	38.500	134	Bet TrA	2.8100	6600.0	77	42183	No
345	GOM_NL__2PRFIN20100325_235615_000000552088_00045_42183_1258.N1	25-MAR-2010 23:56:15	Dark	54.500	4	Alp1Cen	-0.010000	5800.0	109	42183	No
346	GOM_NL__2PRFIN20100325_235843_000000462088_00045_42183_1259.N1	25-MAR-2010 23:58:43	Straylight	46.000	78	Alp Lup	2.3040	28000.	92	42183	No

3. Quality information per product

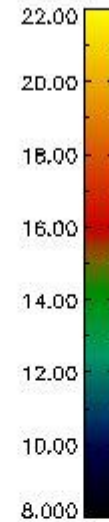
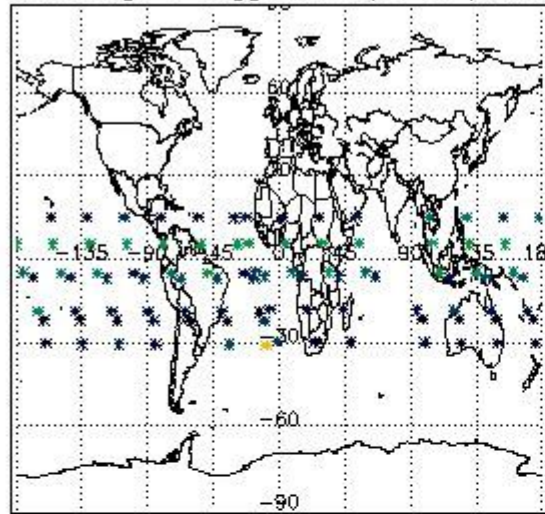
In this section it is plotted some information contained in the Quality Summary data set of the level 2 products. Only products in dark limb conditions and without errors (error flag in the MPH set to "0") are used.

3.1 Plot quality information per product (time dependant)

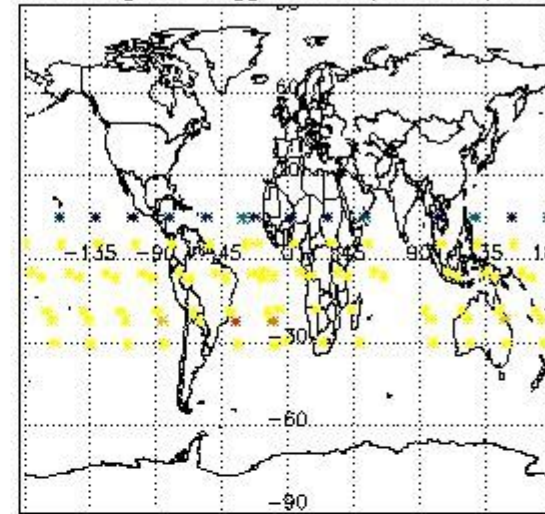


3.2 Plot quality information per product (world map)

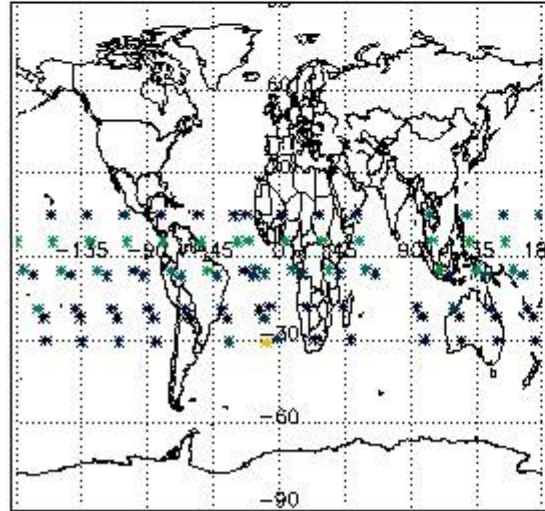
Percentage of flagged data per O3 profile



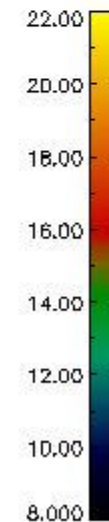
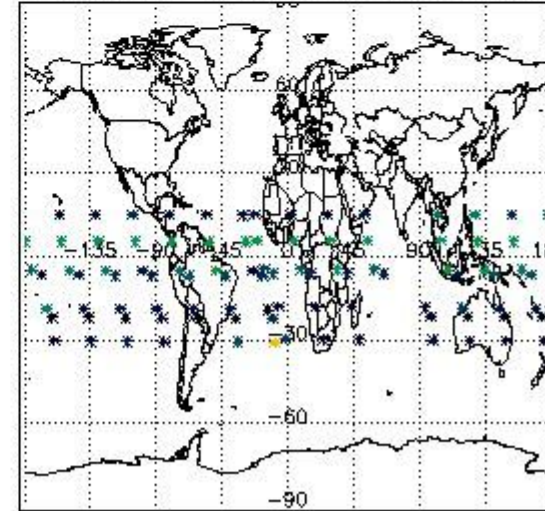
Percentage of flagged data per H2O profile



Percentage of flagged data per NO2 profile



Percentage of flagged data per NO3 profile

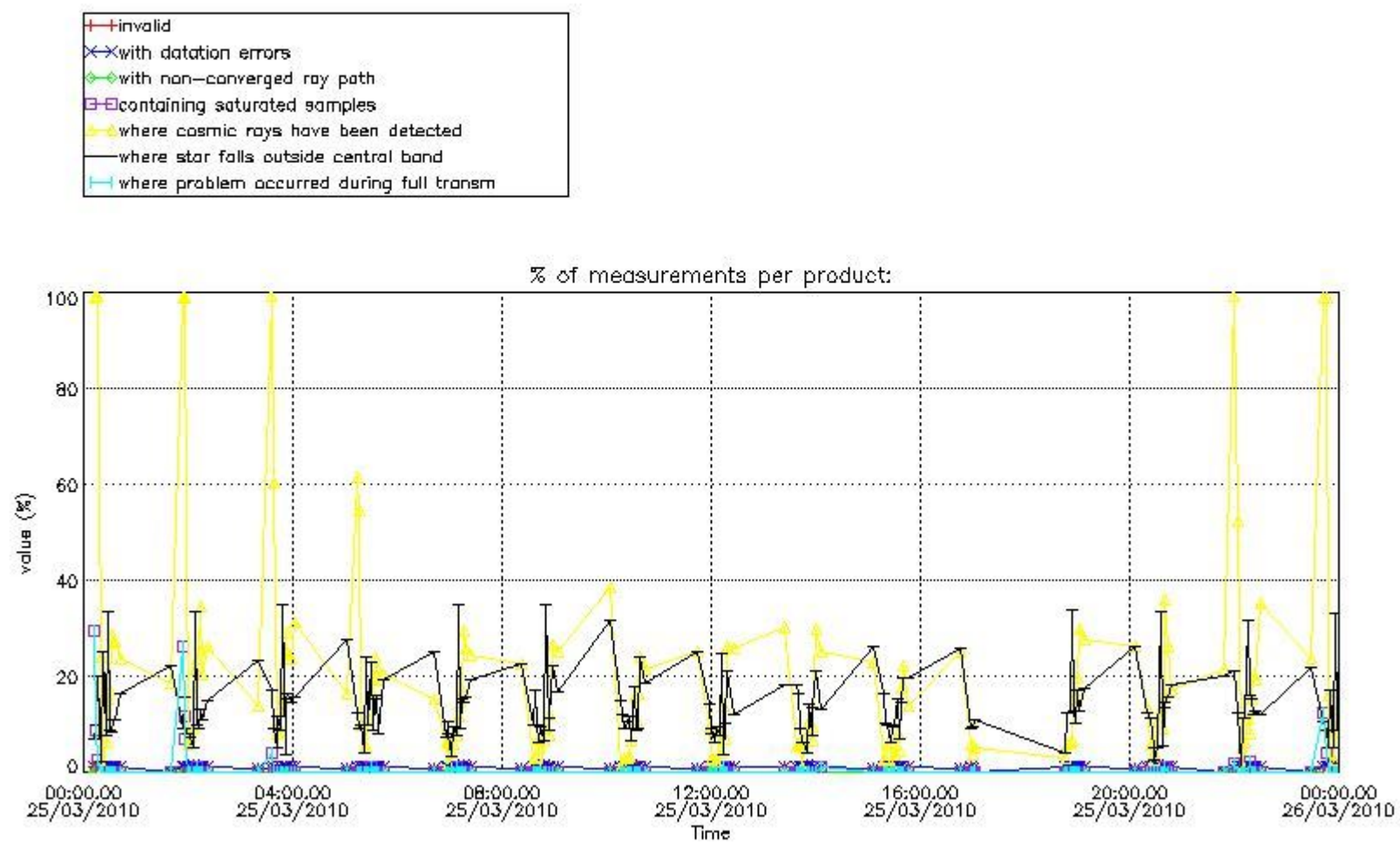


4. Level 1 quality information per product

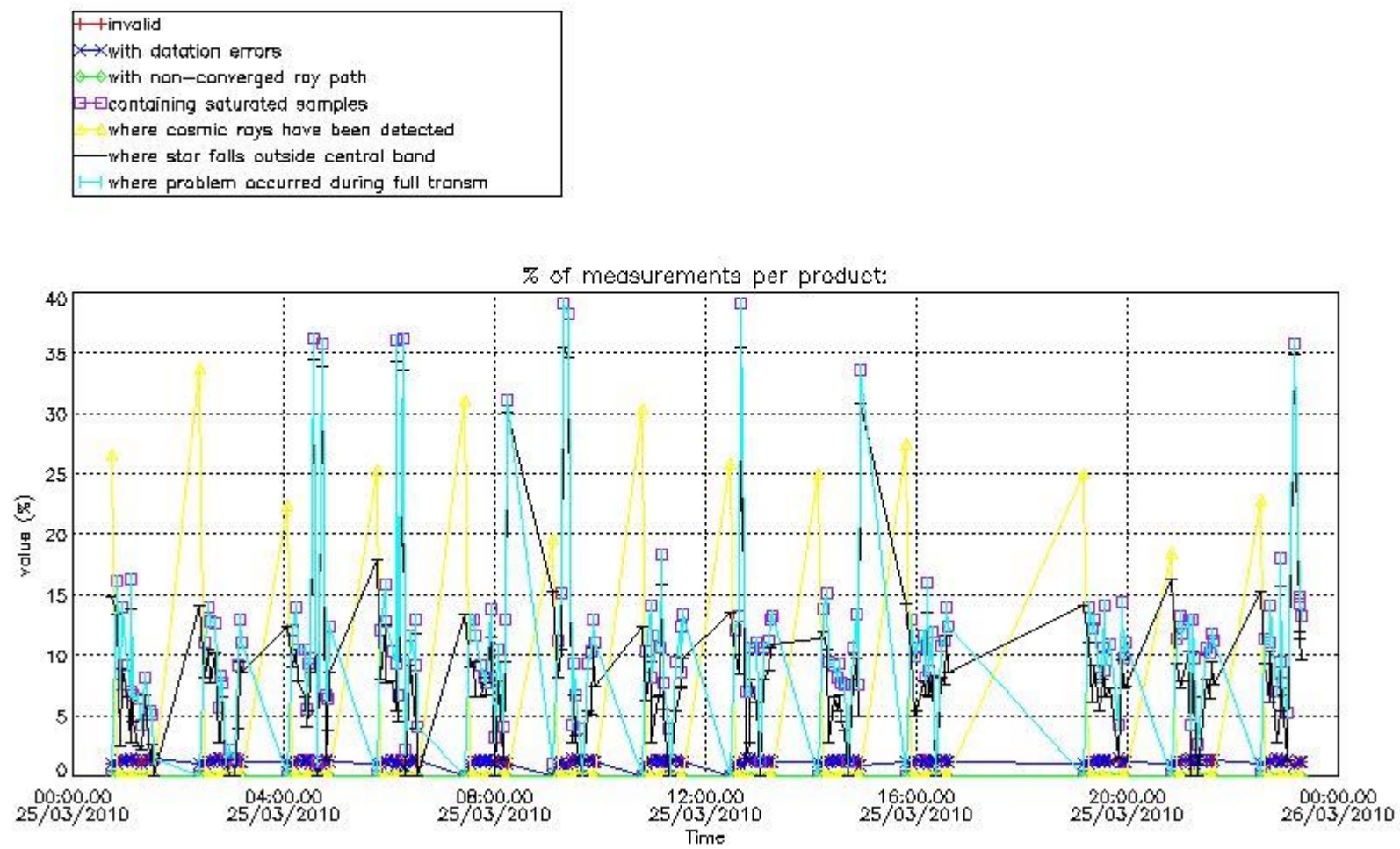
In this section it is plotted some information contained in the Quality Summary data set of the level 2 products that comes from the level 1b processing. Products without errors (error flag in the MPH set to "0") are used.

4.1 Plot quality information per product (time dependant) coming from level 1b processing

4.1.1 Plot level 1 quality information per product (time dependant): ENVISAT ASCENDING passes

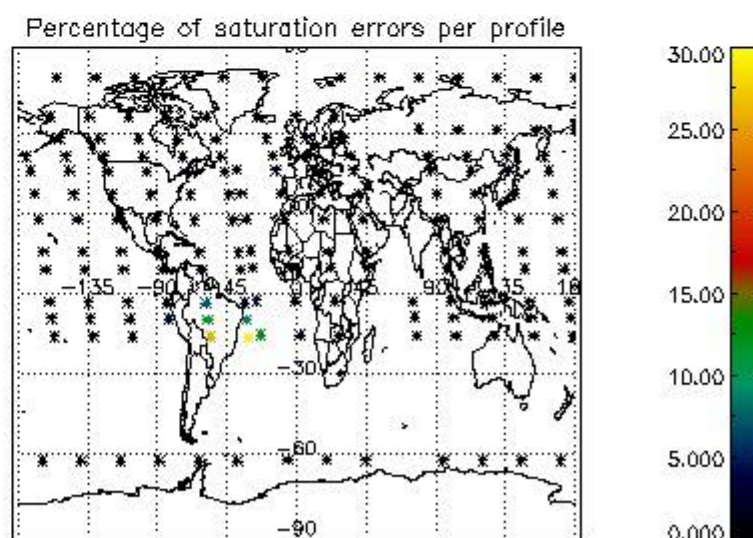
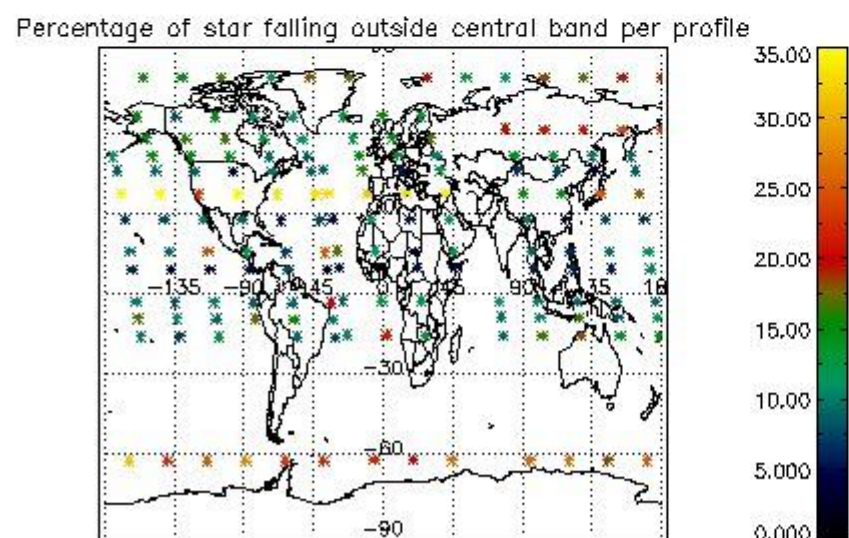
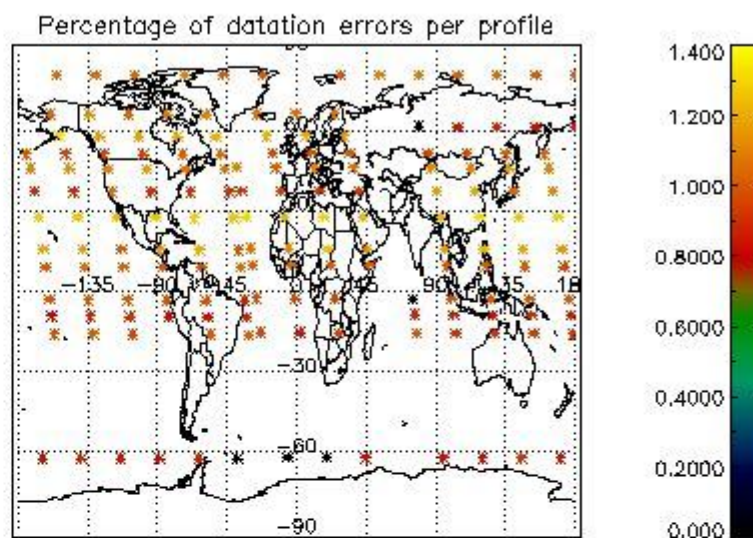
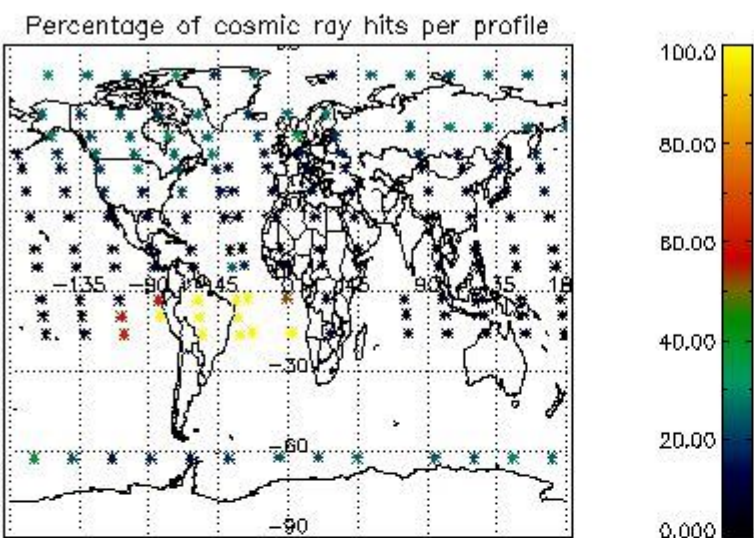


4.1.2 Plot level 1 quality information per product (time dependant): ENVI SAT DESCENDING passes

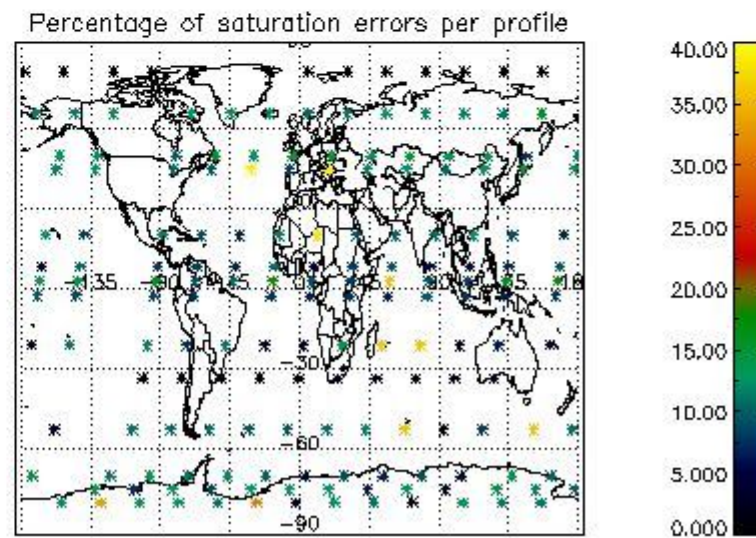
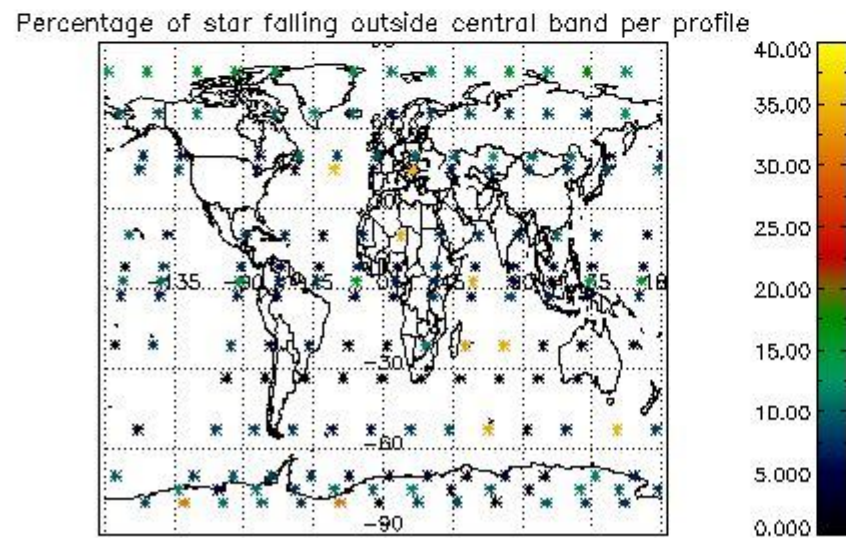
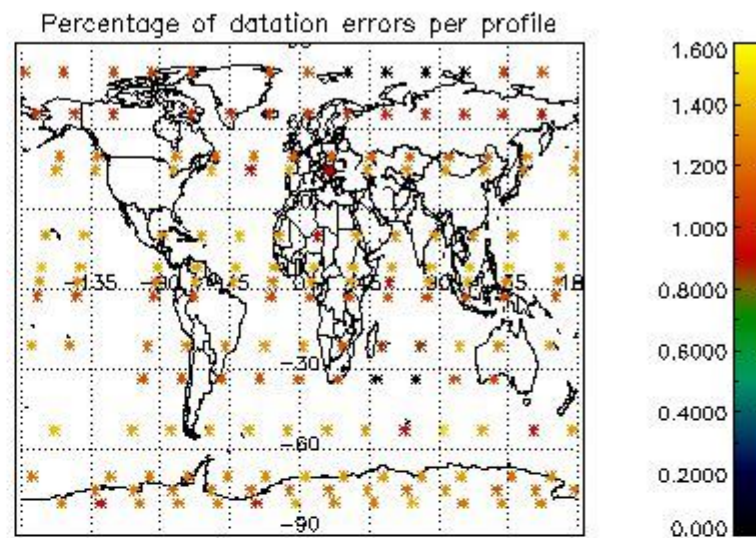
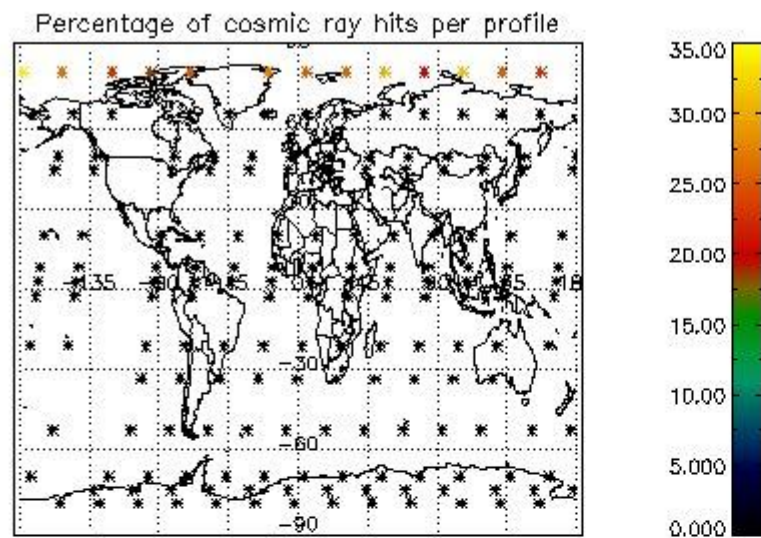


4.2 Plot quality information per product coming from level 1b processing (world map)

4.2.1 Plot level 1 quality information per product (world map): ENVISAT ASCENDING passes



4.2.2 Plot level 1 quality information per product (world map): ENVISAT DESCENDING passes



5. Trace gas profiles

5.1 Ozone statistics based on quality of products

The final quality of the products can be "measured" using the STD (Standard Deviation) attached to every point profile. This information is written to the parameter GOM_NL__2P/NL_LOCAL_SPECIES_DENSITY/o3_std of the level 2 products. The table below shows the statistics for given STD ranges.

The statistics are given with respect to the overall valid production:

- Products without fatal errors: GOM_NL__2P/MPH/PRODUCT_ERR=0
- Valid point profile: GOM_NL__2P/NL_LOCAL_SPECIES_DENSITY/pcd(0)=0

The 'Criteria' is applied to valid points of dark limb products:

- Products in dark limb illumination condition: GOM_NL__2P/NL_SUMMARY_QUALITY/obs_ill_cond=0
- Products without fatal errors: GOM_NL__2P/MPH/PRODUCT_ERR=0
- Valid point profile: GOM_NL__2P/NL_LOCAL_SPECIES_DENSITY/pcd(0)=0

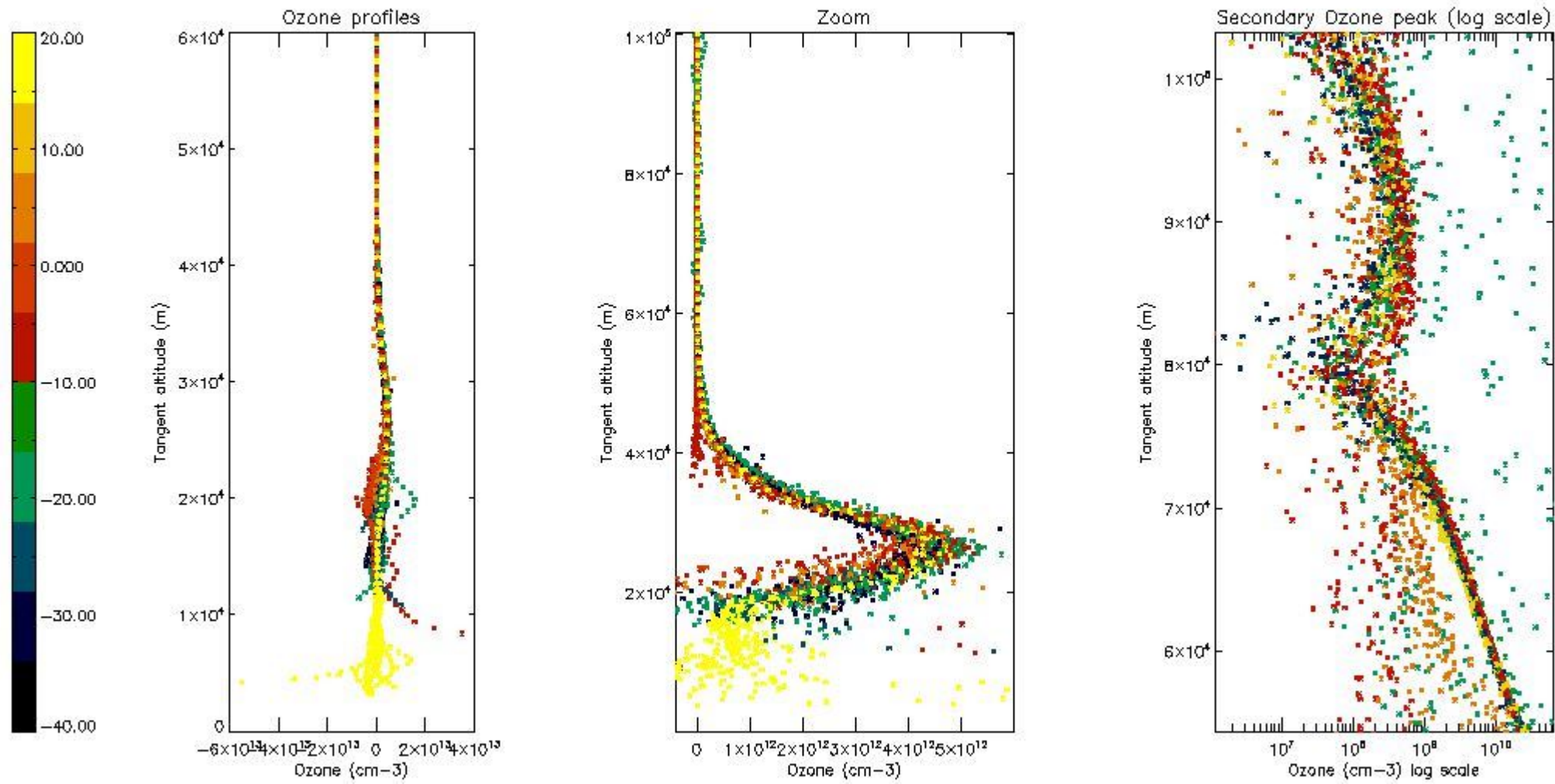
So, the table below shows the percentage of dark limb and valid observations for each criteria with respect to the overall valid daily observations.

Criteria	% of total production
All STD	30
STD < 20	14

STD < 10	11
STD < 5	7

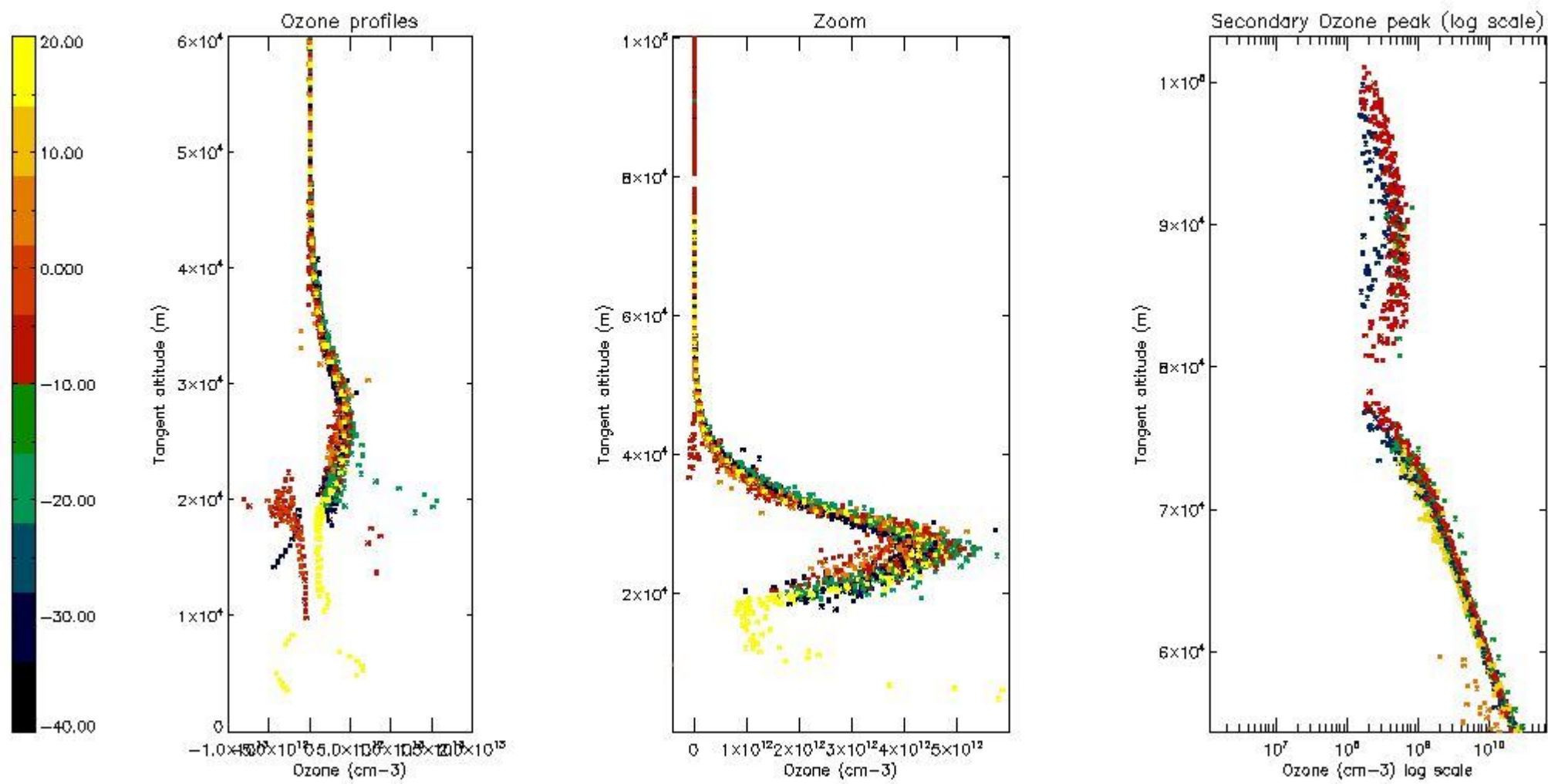
5.2 Plot ozone profiles for all STD (dark without errors)

The colorbar represents the latitude.



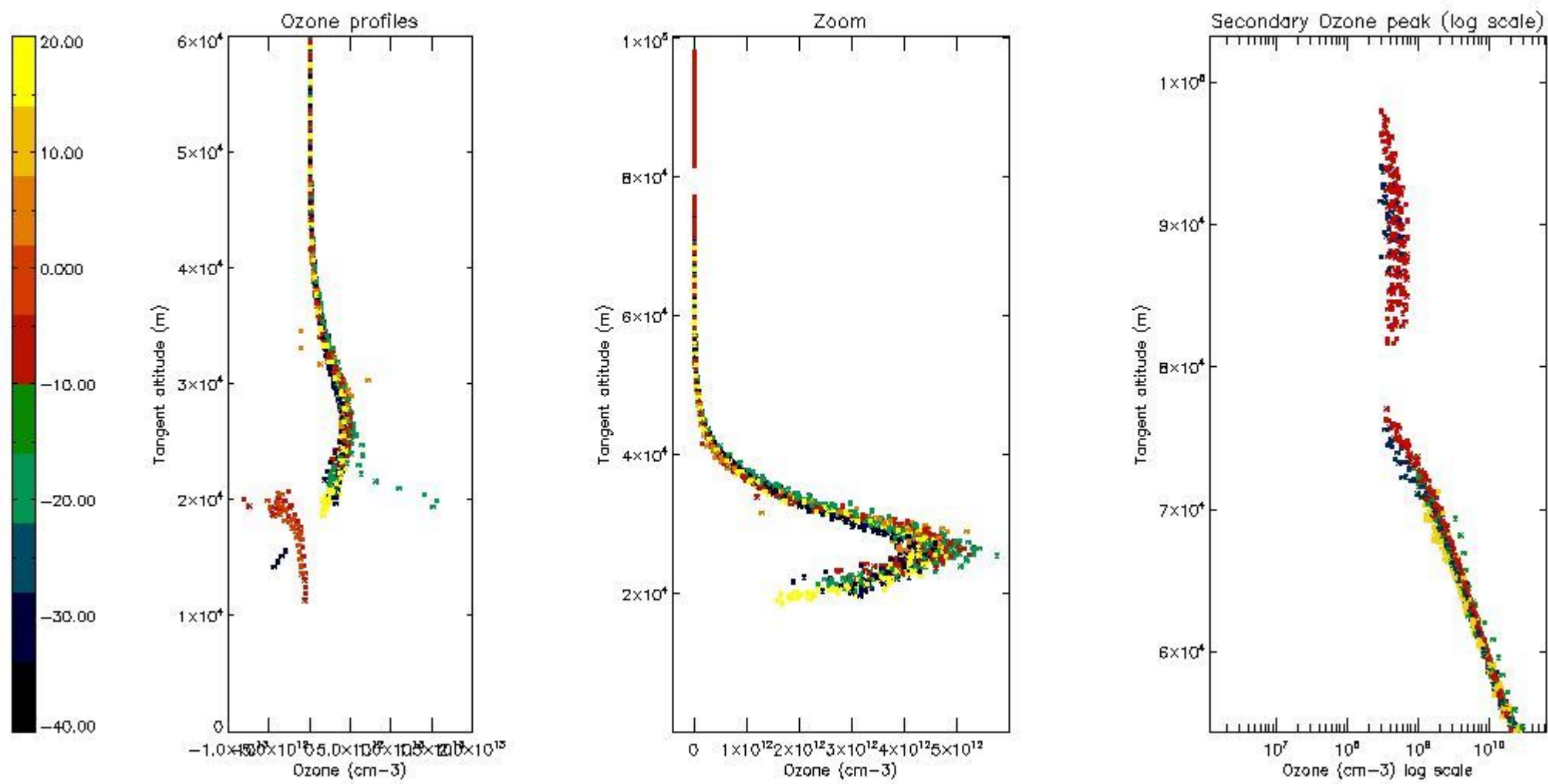
5.3 Plot ozone profiles where STD < 20% (dark without errors)

The colorbar represents the latitude.



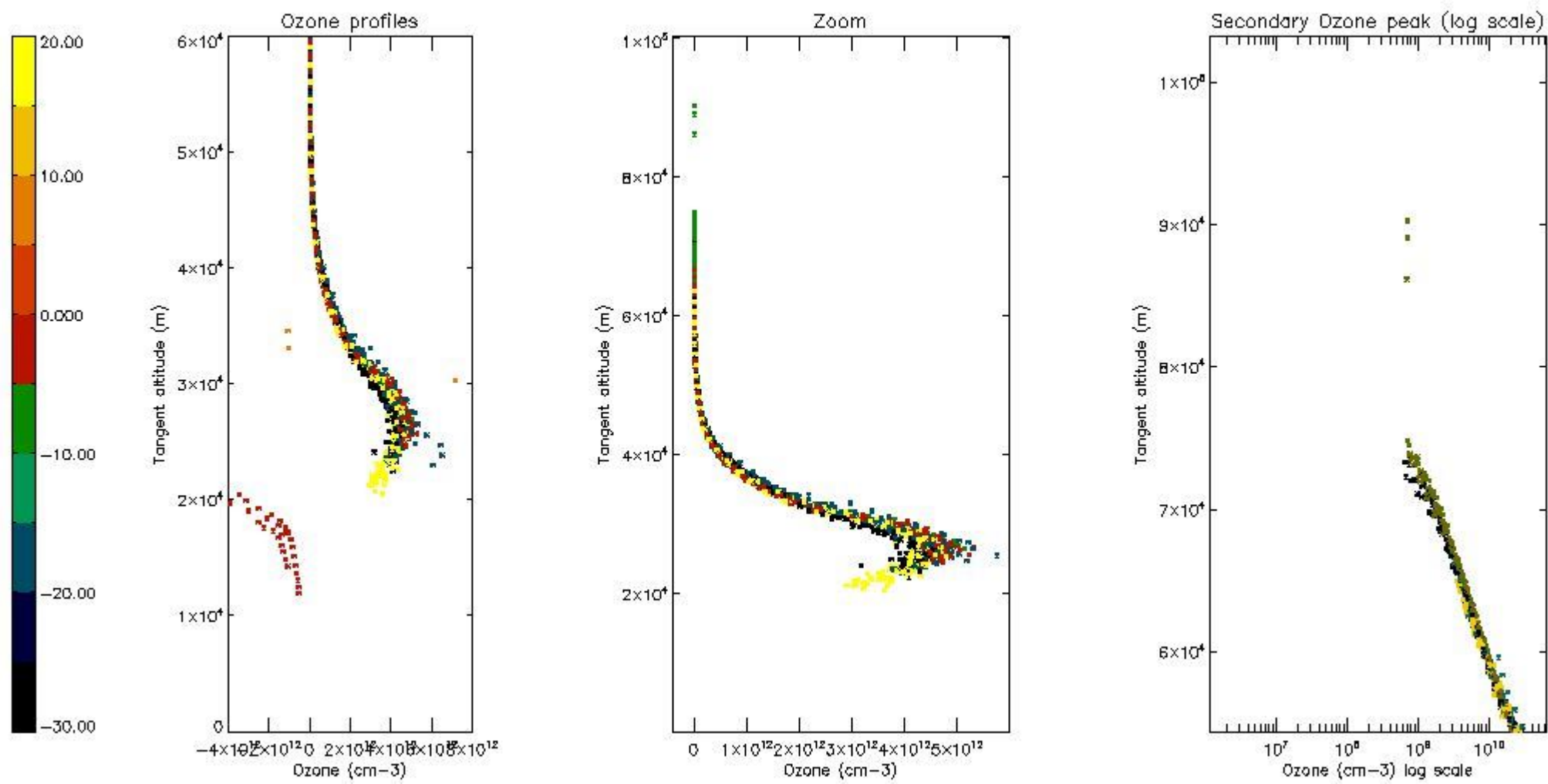
5.4 Plot ozone profiles where $STD < 10\%$ (dark without errors)

The colorbar represents the latitude.



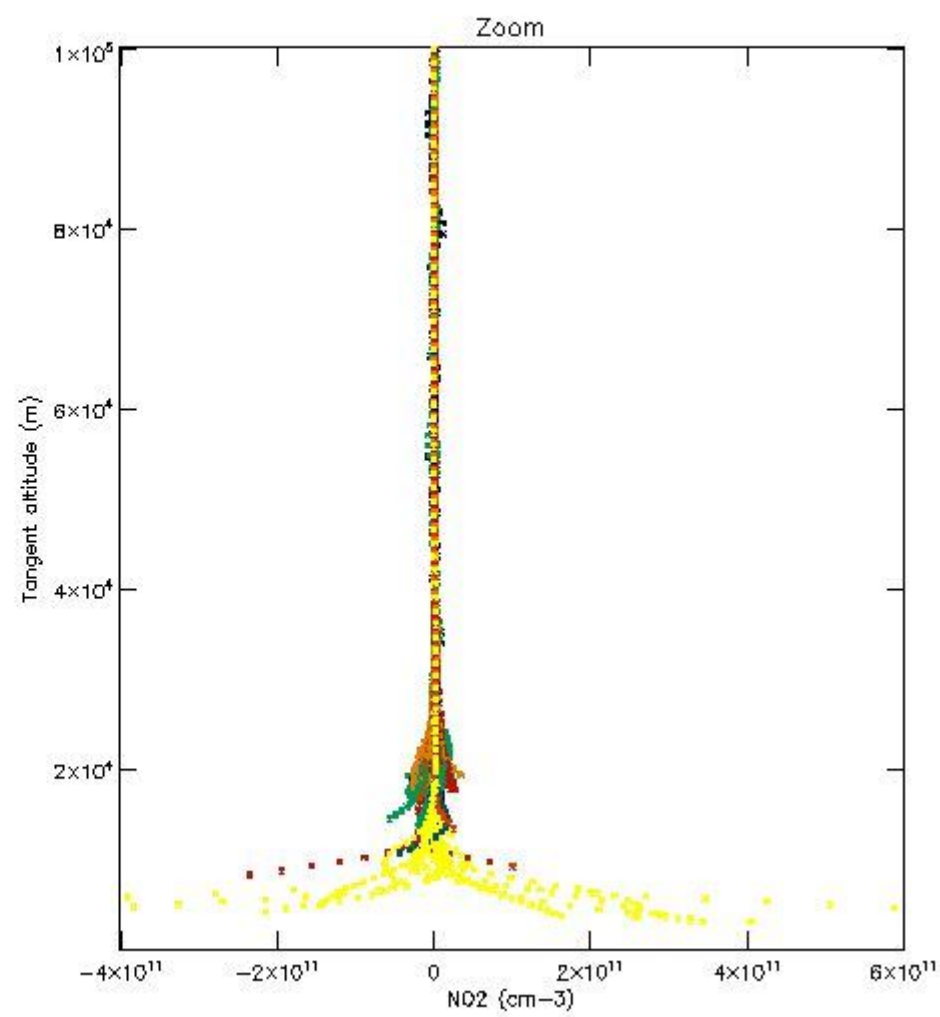
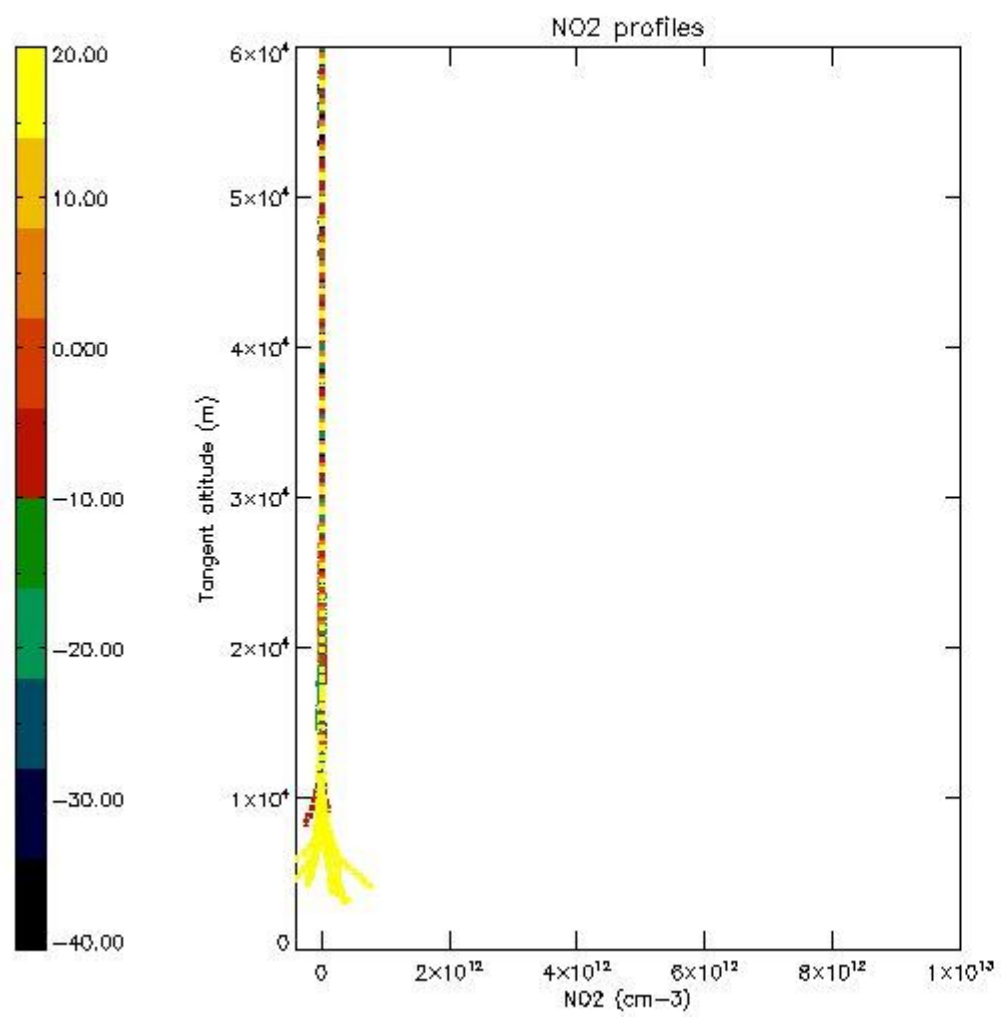
5.5 Plot ozone profiles where STD < 5% (dark without errors)

The colorbar represents the latitude.



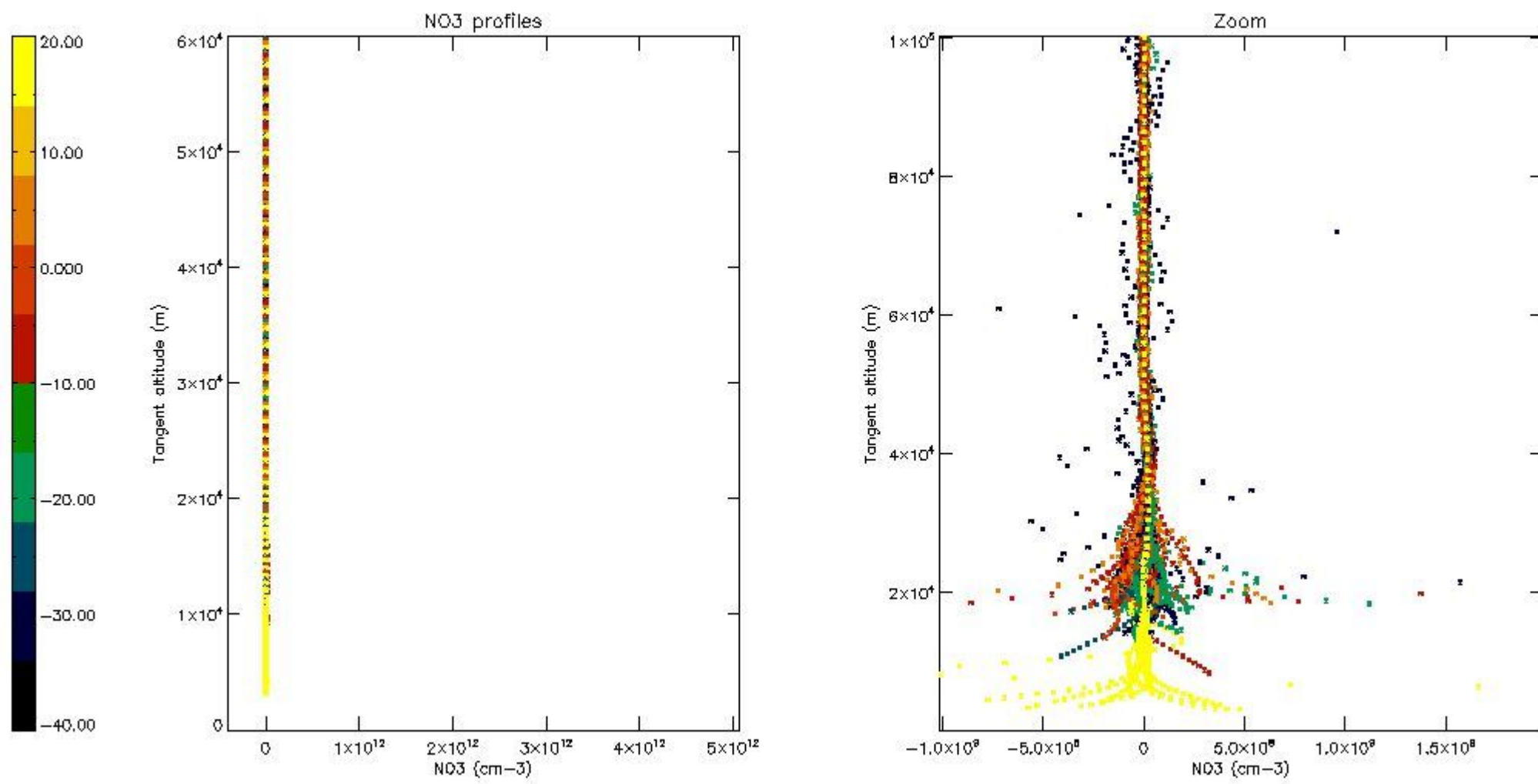
5.6 Plot NO₂ profiles for all STD (dark without errors)

The colorbar represents the latitude.



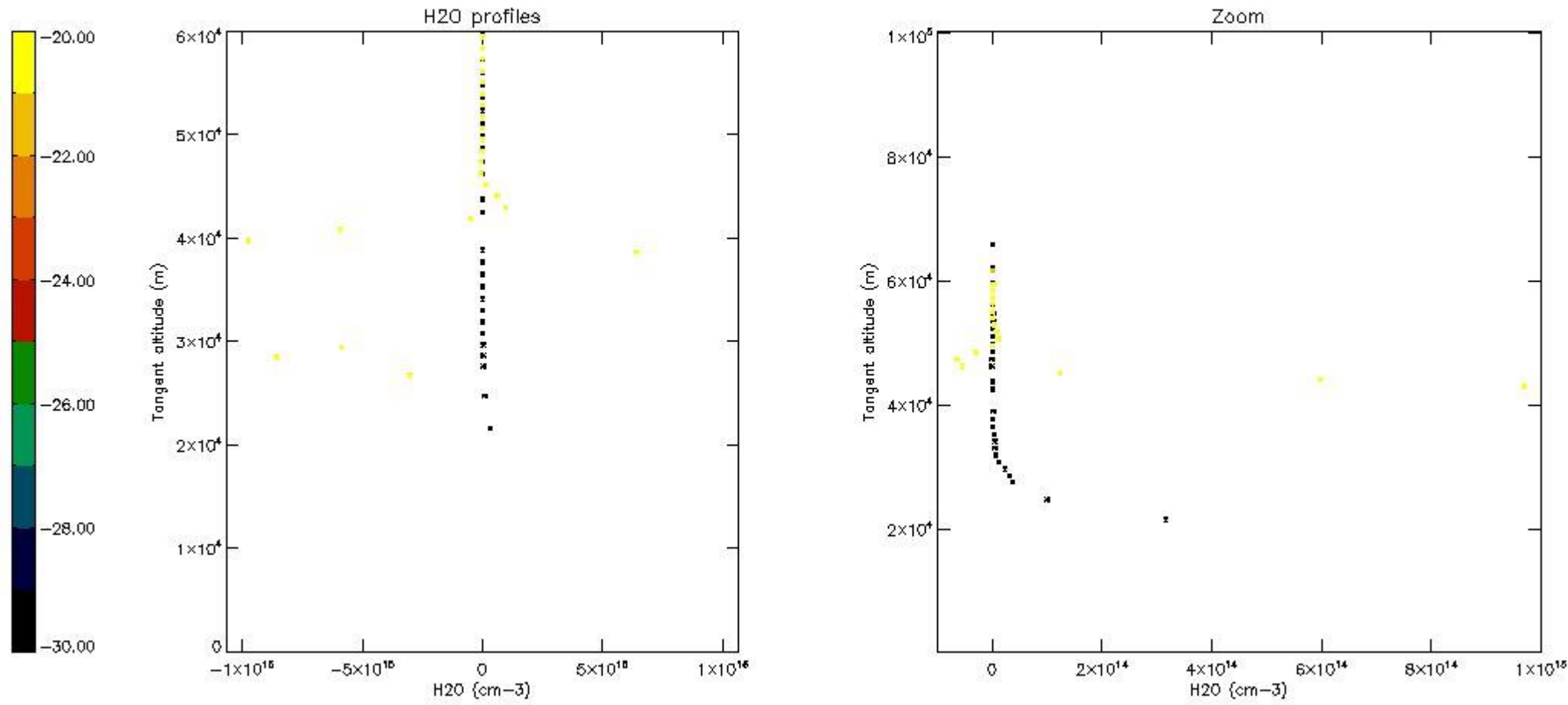
5.7 Plot NO3 profiles for all STD (dark without errors)

The colorbar represents the latitude.



5.8 Plot H2O profiles for all STD (only for occultations of stars 1,2,3,4,13,14,16,26,63 dark without errors)

The colorbar represents the latitude.



6. Auxiliary Data Files used for the production reported in section 2

The number reported in the third column indicates since which file (see list in section 2) the corresponding auxiliary file has been used. The fourth column is the date of those product files.

Type	Auxiliary Filename	Used since product	Used since product date
INST_PHYS_CHARACTERISTICS	GOM_INS_AXVIEC20091111_143220_20030716_120000_20500101_000000	1	25-MAR-2010 00:12:46
LEVEL-2_PROC_CONFIG	GOM_PR2_AXVIEC20091111_152718_20020301_000000_20500101_000000	1	25-MAR-2010 00:12:46
CROSS_SECTIONS_FILE	GOM_CRS_AXVIEC20091111_154832_20020301_000000_20500101_000000	1	25-MAR-2010 00:12:46

GOMOS Level 2 Daily Report

SUMMARY

[1. General Info](#)

[2. Summary of processed GOM_NL_2P products](#)

[3. Level 2 Quality information per product](#)

[3.1 Plot of level 2 quality information per product \(time dependant\)](#)

[3.2 Plot of level 2 quality information per product \(world map\)](#)

[4. Level 1 Quality information per product \(stored on level 2 products\)](#)

[4.1 Plot of level 1 quality information per product \(time dependant\)](#)

[4.1.1 Plot of level 1 quality information per product \(time dependant\): ASCENDING](#)

[4.1.2 Plot of level 1 quality information per product \(time dependant\): DESCENDING](#)

[4.2 Plot of level 1 quality information per product \(world map\)](#)

[4.2.1 Plot of level 1 quality information per product \(world map\): ASCENDING](#)

[4.2.2 Plot of level 1 quality information per product \(world map\): DESCENDING](#)

[5. Ozone profiles based on quality statistics and other trace gas profiles](#)

[5.1 Ozone statistics based on quality of products](#)

[5.2 Plot ozone profiles for all STD \(dark without errors\)](#)

[5.3 Plot ozone profiles where STD < 20% \(dark without errors\)](#)

[5.4. Plot ozone profiles where STD < 10% \(dark without errors\)](#)

[5.5. Plot ozone profiles where STD < 5% \(dark without errors\)](#)

[5.6 Plot NO2 profiles for all STD \(dark without errors\)](#)

[5.7 Plot NO3 profiles for all STD \(dark without errors\)](#)

[5.8 Plot H2O profiles \(only for occultations of stars 1,2,3,4,13,14,16,26,63 dark without errors\) for all STD](#)

[6. Auxiliary Data Files used for the production reported in section 2](#)

This report presents the daily analysis on parameters extracted from GOMOS level 2 data (GOM_NL__2P). It is intended to monitor some important parameters that will impact the quality of these products. A list of level 2 products (and content) that have arrived during the reporting day to the PCF is also given.

Item	Value
Time of report generation	29APR2013 08:54:58
Data source version	GOMOS/6.01
Start time of products	25-03-2010 (25MAR2010 00:00:00)
Stop time of products	26-03-2010 (26MAR2010 00:00:00)
Store outputs in DB	Yes
Nb of level 2 prods	346
Nb of prods with errors	0

2. Summary of processed GOM_NL__2P products.

Nr	Filename	UTC Start time	Limb	Duration	Star Id	Star Name	Star Mag	Star Temp	Nb Meas	Orbit	Prod. error
1	GOM_NL__2PRFIN20100325_001246_000000502088_00030_42168_1115.N1	25-MAR-2010 00:12:46	Dark	49.500	57	34Sig Sgr	2.0660	26000.	99	42168	No
2	GOM_NL__2PRFIN20100325_001439_000000572088_00030_42168_1116.N1	25-MAR-2010 00:14:39	Dark	57.000	137	22Lam Sgr	2.8240	4400.0	114	42168	No
3	GOM_NL__2PRFIN20100325_001621_000000582088_00030_42168_1117.N1	25-MAR-2010 00:16:21	Dark	57.500	38	20Eps Sgr	1.8360	11000.	115	42168	No
4	GOM_NL__2PRFIN20100325_001949_000000482088_00031_42169_1119.N1	25-MAR-2010 00:19:49	Dark	48.000	85	Kap Sco	2.4070	28000.	96	42169	No
5	GOM_NL__2PRFIN20100325_002139_000000522088_00031_42169_1120.N1	25-MAR-2010 00:21:39	Dark	51.500	141	Bet Ara	2.8400	4600.0	103	42169	No
6	GOM_NL__2PRFIN20100325_002502_000000402088_00031_42169_1121.N1	25-MAR-2010 00:25:02	Dark	39.500	134	Bet TrA	2.8100	6600.0	79	42169	No
7	GOM_NL__2PRFIN20100325_002744_000000562088_00031_42169_1122.N1	25-MAR-2010 00:27:44	Dark	55.500	4	Alp1Cen	-0.010000	5800.0	111	42169	No
8	GOM_NL__2PRFIN20100325_003010_000000472088_00031_42169_1123.N1	25-MAR-2010 00:30:10	Straylight	46.500	78	Alp Lup	2.3040	28000.	93	42169	No
9	GOM_NL__2PRFIN20100325_003144_000000492088_00031_42169_1124.N1	25-MAR-2010 00:31:44	Straylight	48.500	81	Eta Cen	2.3560	28000.	97	42169	No
10	GOM_NL__2PRFIN20100325_003339_000000412088_00031_42169_1125.N1	25-MAR-2010 00:33:39	Straylight	41.000	64	Gam Cen	2.2000	10600.	82	42169	No
11	GOM_NL__2PRFIN20100325_003605_000000462088_00031_42169_1126.N1	25-MAR-2010 00:36:05	Straylight	46.000	123	Iot Cen	2.7500	10200.	92	42169	No
12	GOM_NL__2PRFIN20100325_004118_000000492088_00031_42169_1127.N1	25-MAR-2010 00:41:18	Straylight	48.500	106	9Bet Crv	2.6480	5600.0	97	42169	No
13	GOM_NL__2PRFIN20100325_004324_000000472088_00031_42169_1128.N1	25-MAR-2010 00:43:24	Twilight_stray	47.000	100	4Gam Crv	2.5800	13100.	94	42169	No
14	GOM_NL__2PRFIN20100325_004901_000000532088_00031_42169_1129.N1	25-MAR-2010 00:49:01	Bright	52.500	121	29Gam Vir	2.7400	7200.0	105	42169	No
15	GOM_NL__2PRFIN20100325_005338_000000402088_00031_42169_1130.N1	25-MAR-2010 00:53:38	Bright	39.500	62	94Bet Leo	2.1360	9700.0	79	42169	No
16	GOM_NL__2PRFIN20100325_005503_000000402088_00031_42169_1131.N1	25-MAR-2010 00:55:03	Bright	39.500	96	68Del Leo	2.5600	9300.0	79	42169	No
17	GOM_NL__2PRFIN20100325_010159_000000382088_00031_42169_1132.N1	25-MAR-2010 01:01:59	Bright	38.000	174	52Psi UMa	3.0040	4400.0	76	42169	No
18	GOM_NL__2PRFIN20100325_010517_000000362088_00031_42169_1133.N1	25-MAR-2010 01:05:17	Bright	35.500	82	48Bet UMa	2.3650	10600.	71	42169	No
19	GOM_NL__2PRFIN20100325_010648_000000402088_00031_42169_1134.N1	25-MAR-2010 01:06:48	Bright	40.000	36	50Alp UMa	1.8000	6300.0	80	42169	No
20	GOM_NL__2PRFIN20100325_010824_000000452088_00031_42169_1135.N1	25-MAR-2010 01:08:24	Bright	45.000	55	79Zet UMa	2.0600	10200.	90	42169	No
21	GOM_NL__2PRFIN20100325_011332_000000402088_00031_42169_1136.N1	25-MAR-2010 01:13:32	Bright	39.500	60	7Bet UMi	2.0810	3950.0	79	42169	No
22	GOM_NL__2PRFIN20100325_011701_000000472088_00031_42169_1137.N1	25-MAR-2010 01:17:01	Bright	47.000	119	14Eta Dra	2.7270	4700.0	94	42169	No
23	GOM_NL__2PRFIN20100325_012225_000000372088_00031_42169_1138.N1	25-MAR-2010 01:22:25	Bright	37.000	89	5Alp Cep	2.4510	8000.0	74	42169	No
24	GOM_NL__2PRFIN20100325_012734_000000382088_00031_42169_1139.N1	25-MAR-2010 01:27:34	Bright	37.500	19	50Alp Cyg	1.2460	10500.	75	42169	No
25	GOM_NL__2PRFIN20100325_012911_000000392088_00031_42169_1140.N1	25-MAR-2010 01:29:11	Bright	39.000	66	37Gam Cyg	2.2080	5900.0	78	42169	No
26	GOM_NL__2PRFIN20100325_013103_000000362088_00031_42169_1141.N1	25-MAR-2010 01:31:03	Bright	36.000	92	53Eps Cyg	2.5000	4500.0	72	42169	No
27	GOM_NL__2PRFIN20100325_014010_000000572088_00031_42169_1142.N1	25-MAR-2010 01:40:10	Straylight	56.500	11	53Alp Aql	0.76500	8000.0	113	42169	No
28	GOM_NL__2PRFIN20100325_015323_000000502088_00031_42169_1143.N1	25-MAR-2010 01:53:23	Dark	50.000	57	34Sig Sgr	2.0660	26000.	100	42169	No
29	GOM_NL__2PRFIN20100325_015516_000000612088_00031_42169_1144.N1	25-MAR-2010 01:55:16	Dark	61.000	137	22Lam Sgr	2.8240	4400.0	122	42169	No
30	GOM_NL__2PRFIN20100325_015658_000000512088_00031_42169_1145.N1	25-MAR-2010 01:56:58	Dark	50.500	38	20Eps Sgr	1.8360	11000.	101	42169	No
31	GOM_NL__2PRFIN20100325_020025_000000512088_00032_42170_1127.N1	25-MAR-2010 02:00:25	Dark	51.000	85	Kap Sco	2.4070	28000.	102	42170	No
32	GOM_NL__2PRFIN20100325_020216_000000422088_00032_42170_1128.N1	25-MAR-2010 02:02:16	Dark	41.500	141	Bet Ara	2.8400	4600.0	83	42170	No
33	GOM_NL__2PRFIN20100325_020538_000000392088_00032_42170_1129.N1	25-MAR-2010 02:05:38	Dark	39.000	134	Bet TrA	2.8100	6600.0	78	42170	No
34	GOM_NL__2PRFIN20100325_020821_000000562088_00032_42170_1130.N1	25-MAR-2010 02:08:21	Dark	55.500	4	Alp1Cen	-0.010000	5800.0	111	42170	No
35	GOM_NL__2PRFIN20100325_021047_000000472088_00032_42170_1131.N1	25-MAR-2010 02:10:47	Straylight	46.500	78	Alp Lup	2.3040	28000.	93	42170	No
36	GOM_NL__2PRFIN20100325_021221_000000492088_00032_42170_1132.N1	25-MAR-2010 02:12:21	Straylight	49.000	81	Eta Cen	2.3560	28000.	98	42170	No
37	GOM_NL__2PRFIN20100325_021415_000000422088_00032_42170_1133.N1	25-MAR-2010 02:14:15	Straylight	42.000	64	Gam Cen	2.2000	10600.	84	42170	No
38	GOM_NL__2PRFIN20100325_021641_000000472088_00032_42170_1134.N1	25-MAR-2010 02:16:41	Straylight	46.500	123	Iot Cen	2.7500	10200.	93	42170	No
39	GOM_NL__2PRFIN20100325_022154_000000482088_00032_42170_1135.N1	25-MAR-2010 02:21:54	Straylight	47.500	106	9Bet Crv	2.6480	5600.0	95	42170	No
40	GOM_NL__2PRFIN20100325_022400_000000462088_00032_42170_1136.N1	25-MAR-2010 02:24:00	Twilight_stray	46.000	100	4Gam Crv	2.5800	13100.	92	42170	No
41	GOM_NL__2PRFIN20100325_022936_000000502088_00032_42170_1137.N1	25-MAR-2010 02:29:36	Bright	49.500	121	29Gam Vir	2.7400	7200.0	99	42170	No
42	GOM_NL__2PRFIN20100325_023413_000000432088_00032_42170_1138.N1	25-MAR-2010 02:34:13	Bright	43.000	62	94Bet Leo	2.1360	9700.0	86	42170	No

43	GOM_NL__2PRFIN20100325_023539_000000392088_00032_42170_1139.N1	25-MAR-2010 02:35:39	Bright	39.000	96	68Del Leo	2.5600	9300.0	78	42170	No
44	GOM_NL__2PRFIN20100325_024235_000000402088_00032_42170_1140.N1	25-MAR-2010 02:42:35	Bright	39.500	174	52Psi UMa	3.0040	4400.0	79	42170	No
45	GOM_NL__2PRFIN20100325_024552_000000362088_00032_42170_1141.N1	25-MAR-2010 02:45:52	Bright	35.500	82	48Bet UMa	2.3650	10600.	71	42170	No
46	GOM_NL__2PRFIN20100325_024724_000000362088_00032_42170_1142.N1	25-MAR-2010 02:47:24	Bright	36.000	36	50Alp UMa	1.8000	6300.0	72	42170	No
47	GOM_NL__2PRFIN20100325_024900_000000462088_00032_42170_1143.N1	25-MAR-2010 02:49:00	Bright	45.500	55	79Zet UMa	2.0600	10200.	91	42170	No
48	GOM_NL__2PRFIN20100325_025408_000000372088_00032_42170_1144.N1	25-MAR-2010 02:54:08	Bright	36.500	60	7Bet UMi	2.0810	3950.0	73	42170	No
49	GOM_NL__2PRFIN20100325_025736_000000462088_00032_42170_1145.N1	25-MAR-2010 02:57:36	Bright	46.000	119	14Eta Dra	2.7270	4700.0	92	42170	No
50	GOM_NL__2PRFIN20100325_030301_000000342088_00032_42170_1146.N1	25-MAR-2010 03:03:01	Bright	33.500	89	5Alp Cep	2.4510	8000.0	67	42170	No
51	GOM_NL__2PRFIN20100325_030810_000000392088_00032_42170_1147.N1	25-MAR-2010 03:08:10	Bright	38.500	19	50Alp Cyg	1.2460	10500.	77	42170	No
52	GOM_NL__2PRFIN20100325_030947_000000432088_00032_42170_1148.N1	25-MAR-2010 03:09:47	Bright	42.500	66	37Gam Cyg	2.2080	5900.0	85	42170	No
53	GOM_NL__2PRFIN20100325_031138_000000412088_00032_42170_1149.N1	25-MAR-2010 03:11:38	Bright	40.500	92	53Eps Cyg	2.5000	4500.0	81	42170	No
54	GOM_NL__2PRFIN20100325_032046_000000582088_00032_42170_1150.N1	25-MAR-2010 03:20:46	Straylight	58.000	11	53Alp Aql	0.76500	8000.0	116	42170	No
55	GOM_NL__2PRFIN20100325_033553_000000622088_00032_42170_1151.N1	25-MAR-2010 03:35:53	Dark	61.500	137	22Lam Sgr	2.8240	4400.0	123	42170	No
56	GOM_NL__2PRFIN20100325_033735_000000512088_00032_42170_1152.N1	25-MAR-2010 03:37:35	Dark	50.500	38	20Eps Sgr	1.8360	11000.	101	42170	No
57	GOM_NL__2PRFIN20100325_034102_000000502088_00033_42171_1135.N1	25-MAR-2010 03:41:02	Dark	49.500	85	Kap Sco	2.4070	28000.	99	42171	No
58	GOM_NL__2PRFIN20100325_034252_000000432088_00033_42171_1136.N1	25-MAR-2010 03:42:52	Dark	43.000	141	Bet Ara	2.8400	4600.0	86	42171	No
59	GOM_NL__2PRFIN20100325_034615_000000402088_00033_42171_1137.N1	25-MAR-2010 03:46:15	Dark	39.500	134	Bet TrA	2.8100	6600.0	79	42171	No
60	GOM_NL__2PRFIN20100325_034857_000000562088_00033_42171_1138.N1	25-MAR-2010 03:48:57	Dark	56.000	4	Alp1Cen	-0.010000	5800.0	112	42171	No
61	GOM_NL__2PRFIN20100325_035124_000000432088_00033_42171_1139.N1	25-MAR-2010 03:51:24	Straylight	43.000	78	Alp Lup	2.3040	28000.	86	42171	No
62	GOM_NL__2PRFIN20100325_035257_000000532088_00033_42171_1140.N1	25-MAR-2010 03:52:57	Straylight	53.000	81	Eta Cen	2.3560	28000.	106	42171	No
63	GOM_NL__2PRFIN20100325_035452_000000432088_00033_42171_1141.N1	25-MAR-2010 03:54:52	Straylight	42.500	64	Gam Cen	2.2000	10600.	85	42171	No
64	GOM_NL__2PRFIN20100325_035717_000000492088_00033_42171_1142.N1	25-MAR-2010 03:57:17	Straylight	48.500	123	lot Cen	2.7500	10200.	97	42171	No
65	GOM_NL__2PRFIN20100325_040230_000000482088_00033_42171_1143.N1	25-MAR-2010 04:02:30	Straylight	48.000	106	9Bet Crv	2.6480	5600.0	96	42171	No
66	GOM_NL__2PRFIN20100325_040436_000000452088_00033_42171_1144.N1	25-MAR-2010 04:04:36	Twilight_stray	44.500	100	4Gam Crv	2.5800	13100.	89	42171	No
67	GOM_NL__2PRFIN20100325_041012_000000502088_00033_42171_1145.N1	25-MAR-2010 04:10:12	Bright	50.000	121	29Gam Vir	2.7400	7200.0	100	42171	No
68	GOM_NL__2PRFIN20100325_041449_000000432088_00033_42171_1146.N1	25-MAR-2010 04:14:49	Bright	43.000	62	94Bet Leo	2.1360	9700.0	86	42171	No
69	GOM_NL__2PRFIN20100325_041615_000000382088_00033_42171_1147.N1	25-MAR-2010 04:16:15	Bright	38.000	96	68Del Leo	2.5600	9300.0	76	42171	No
70	GOM_NL__2PRFIN20100325_042310_000000382088_00033_42171_1148.N1	25-MAR-2010 04:23:10	Bright	38.000	174	52Psi UMa	3.0040	4400.0	76	42171	No
71	GOM_NL__2PRFIN20100325_042628_000000372088_00033_42171_1149.N1	25-MAR-2010 04:26:28	Bright	36.500	82	48Bet UMa	2.3650	10600.	73	42171	No
72	GOM_NL__2PRFIN20100325_042800_000000382088_00033_42171_1150.N1	25-MAR-2010 04:28:00	Bright	37.500	36	50Alp UMa	1.8000	6300.0	75	42171	No
73	GOM_NL__2PRFIN20100325_042935_000000472088_00033_42171_1151.N1	25-MAR-2010 04:29:35	Bright	46.500	55	79Zet UMa	2.0600	10200.	93	42171	No
74	GOM_NL__2PRFIN20100325_043444_000000582088_00033_42171_1152.N1	25-MAR-2010 04:34:44	Bright	58.000	60	7Bet UMi	2.0810	3950.0	116	42171	No
75	GOM_NL__2PRFIN20100325_043812_000000462088_00033_42171_1153.N1	25-MAR-2010 04:38:12	Bright	45.500	119	14Eta Dra	2.7270	4700.0	91	42171	No
76	GOM_NL__2PRFIN20100325_044337_000000532088_00033_42171_1154.N1	25-MAR-2010 04:43:37	Bright	53.000	89	5Alp Cep	2.4510	8000.0	106	42171	No
77	GOM_NL__2PRFIN20100325_044846_000000382088_00033_42171_1155.N1	25-MAR-2010 04:48:46	Bright	37.500	19	50Alp Cyg	1.2460	10500.	75	42171	No
78	GOM_NL__2PRFIN20100325_045023_000000392088_00033_42171_1156.N1	25-MAR-2010 04:50:23	Bright	39.000	66	37Gam Cyg	2.2080	5900.0	78	42171	No
79	GOM_NL__2PRFIN20100325_045215_000000412088_00033_42171_1157.N1	25-MAR-2010 04:52:15	Bright	40.500	92	53Eps Cyg	2.5000	4500.0	81	42171	No
80	GOM_NL__2PRFIN20100325_050123_000000622088_00033_42171_1158.N1	25-MAR-2010 05:01:23	Straylight	61.500	11	53Alp Aql	0.76500	8000.0	123	42171	No
81	GOM_NL__2PRFIN20100325_051437_000000522088_00033_42171_1159.N1	25-MAR-2010 05:14:37	Dark	52.000	57	34Sig Sgr	2.0660	26000.	104	42171	No
82	GOM_NL__2PRFIN20100325_051631_000000562088_00033_42171_1160.N1	25-MAR-2010 05:16:31	Dark	56.000	137	22Lam Sgr	2.8240	4400.0	112	42171	No
83	GOM_NL__2PRFIN20100325_051813_000000512088_00033_42171_1161.N1	25-MAR-2010 05:18:13	Dark	50.500	38	20Eps Sgr	1.8360	11000.	101	42171	No
84	GOM_NL__2PRFIN20100325_052140_000000492088_00034_42172_1143.N1	25-MAR-2010 05:21:40	Dark	49.000	85	Kap Sco	2.4070	28000.	98	42172	No
85	GOM_NL__2PRFIN20100325_052329_000000502088_00034_42172_1144.N1	25-MAR-2010 05:23:29	Dark	50.000	141	Bet Ara	2.8400	4600.0	100	42172	No
86	GOM_NL__2PRFIN20100325_052651_000000412088_00034_42172_1145.N1	25-MAR-2010 05:26:51	Dark	40.500	134	Bet TrA	2.8100	6600.0	81	42172	No
87	GOM_NL__2PRFIN20100325_052934_000000482088_00034_42172_1146.N1	25-MAR-2010 05:29:34	Dark	48.000	4	Alp1Cen	-0.010000	5800.0	96	42172	No
88	GOM_NL__2PRFIN20100325_053200_000000462088_00034_42172_1147.N1	25-MAR-2010 05:32:00	Straylight	45.500	78	Alp Lup	2.3040	28000.	91	42172	No
89	GOM_NL__2PRFIN20100325_053334_000000522088_00034_42172_1148.N1	25-MAR-2010 05:33:34	Straylight	52.000	81	Eta Cen	2.3560	28000.	104	42172	No
90	GOM_NL__2PRFIN20100325_053528_000000442088_00034_42172_1149.N1	25-MAR-2010 05:35:28	Straylight	43.500	64	Gam Cen	2.2000	10600.	87	42172	No
91	GOM_NL__2PRFIN20100325_053754_000000452088_00034_42172_1150.N1	25-MAR-2010 05:37:54	Straylight	44.500	123	lot Cen	2.7500	10200.	89	42172	No
92	GOM_NL__2PRFIN20100325_054307_000000502088_00034_42172_1151.N1	25-MAR-2010 05:43:07	Straylight	49.500	106	9Bet Crv	2.6480	5600.0	99	42172	No
93	GOM_NL__2PRFIN20100325_054512_000000482088_00034_42172_1152.N1	25-MAR-2010 05:45:12	Twilight_stray	47.500	100	4Gam Crv	2.5800	13100.	95	42172	No
94	GOM_NL__2PRFIN20100325_055047_000000502088_00034_42172_1153.N1	25-MAR-2010 05:50:47	Bright	50.000	121	29Gam Vir	2.7400	7200.0	100	42172	No
95	GOM_NL__2PRFIN20100325_055525_000000442088_00034_42172_1154.N1	25-MAR-2010 05:55:25	Bright	44.000	62	94Bet Leo	2.1360	9700.0	88	42172	No
96	GOM_NL__2PRFIN20100325_055651_000000392088_00034_42172_1155.N1	25-MAR-2010 05:56:51	Bright	39.000	96	68Del Leo	2.5600	9300.0	78	42172	No
97	GOM_NL__2PRFIN20100325_060346_000000392088_00034_42172_1156.N1	25-MAR-2010 06:03:46	Bright	38.500	174	52Psi UMa	3.0040	4400.0	77	42172	No
98	GOM_NL__2PRFIN20100325_060704_000000382088_00034_42172_1157.N1	25-MAR-2010 06:07:04	Bright	37.500	82	48Bet UMa	2.3650	10600.	75	42172	No
99	GOM_NL__2PRFIN20100325_060835_000000542088_00034_42172_1158.N1	25-MAR-2010 06:08:35	Bright	54.000	36	50Alp UMa	1.8000	6300.0	108	42172	No
100	GOM_NL__2PRFIN20100325_061010_000000452088_00034_42172_1159.N1	25-MAR-2010 06:10:10	Bright	45.000	55	79Zet UMa	2.0600	10200.	90	42172	No
101	GOM_NL__2PRFIN20100325_061519_000000582088_00034_42172_1160.N1	25-MAR-2010 06:15:19	Bright	58.000	60	7Bet UMi	2.0810	3950.0	116	42172	No

102	GOM_NL__2PRFIN20100325_061847_000000462088_00034_42172_1161.N1	25-MAR-2010 06:18:47	Bright	45.500	119	14Eta Dra	2.7270	4700.0	91	42172	No
103	GOM_NL__2PRFIN20100325_062413_000000392088_00034_42172_1162.N1	25-MAR-2010 06:24:13	Bright	38.500	89	5Alp Cep	2.4510	8000.0	77	42172	No
104	GOM_NL__2PRFIN20100325_062922_000000392088_00034_42172_1163.N1	25-MAR-2010 06:29:22	Bright	38.500	19	50Alp Cyg	1.2460	10500.	77	42172	No
105	GOM_NL__2PRFIN20100325_063059_000000432088_00034_42172_1164.N1	25-MAR-2010 06:30:59	Bright	42.500	66	37Gam Cyg	2.2080	5900.0	85	42172	No
106	GOM_NL__2PRFIN20100325_063251_000000372088_00034_42172_1165.N1	25-MAR-2010 06:32:51	Bright	37.000	92	53Eps Cyg	2.5000	4500.0	74	42172	No
107	GOM_NL__2PRFIN20100325_064159_000000602088_00034_42172_1166.N1	25-MAR-2010 06:41:59	Straylight	59.500	11	53Alp Aql	0.76500	8000.0	119	42172	No
108	GOM_NL__2PRFIN20100325_065514_000000492088_00034_42172_1167.N1	25-MAR-2010 06:55:14	Dark	49.000	57	34Sig Sgr	2.0660	26000.	98	42172	No
109	GOM_NL__2PRFIN20100325_065708_000000582088_00034_42172_1168.N1	25-MAR-2010 06:57:08	Dark	57.500	137	22Lam Sgr	2.8240	4400.0	115	42172	No
110	GOM_NL__2PRFIN20100325_065850_000000502088_00034_42172_1169.N1	25-MAR-2010 06:58:50	Dark	50.000	38	20Eps Sgr	1.8360	11000.	100	42172	No
111	GOM_NL__2PRFIN20100325_070217_000000482088_00035_42173_1152.N1	25-MAR-2010 07:02:17	Dark	48.000	85	Kap Sco	2.4070	28000.	96	42173	No
112	GOM_NL__2PRFIN20100325_070405_000000432088_00035_42173_1153.N1	25-MAR-2010 07:04:05	Dark	42.500	141	Bet Ara	2.8400	4600.0	85	42173	No
113	GOM_NL__2PRFIN20100325_070728_000000402088_00035_42173_1154.N1	25-MAR-2010 07:07:28	Dark	39.500	134	Bet TrA	2.8100	6600.0	79	42173	No
114	GOM_NL__2PRFIN20100325_071010_000000562088_00035_42173_1155.N1	25-MAR-2010 07:10:10	Dark	56.000	4	Alp1Cen	-0.010000	5800.0	112	42173	No
115	GOM_NL__2PRFIN20100325_071237_000000452088_00035_42173_1156.N1	25-MAR-2010 07:12:37	Straylight	44.500	78	Alp Lup	2.3040	28000.	89	42173	No
116	GOM_NL__2PRFIN20100325_071411_000000532088_00035_42173_1157.N1	25-MAR-2010 07:14:11	Straylight	52.500	81	Eta Cen	2.3560	28000.	105	42173	No
117	GOM_NL__2PRFIN20100325_071609_000000382088_00035_42173_1158.N1	25-MAR-2010 07:16:09	Straylight	37.500	64	Gam Cen	2.2000	10600.	75	42173	No
118	GOM_NL__2PRFIN20100325_071830_000000492088_00035_42173_1159.N1	25-MAR-2010 07:18:30	Straylight	48.500	123	lot Cen	2.7500	10200.	97	42173	No
119	GOM_NL__2PRFIN20100325_072343_000000502088_00035_42173_1160.N1	25-MAR-2010 07:23:43	Straylight	49.500	106	9Bet Crv	2.6480	5600.0	99	42173	No
120	GOM_NL__2PRFIN20100325_072548_000000452088_00035_42173_1161.N1	25-MAR-2010 07:25:48	Tw_i_and_stray	45.000	100	4Gam Crv	2.5800	13100.	90	42173	No
121	GOM_NL__2PRFIN20100325_073124_000000502088_00035_42173_1162.N1	25-MAR-2010 07:31:24	Bright	50.000	121	29Gam Vir	2.7400	7200.0	100	42173	No
122	GOM_NL__2PRFIN20100325_073601_000000432088_00035_42173_1163.N1	25-MAR-2010 07:36:01	Bright	42.500	62	94Bet Leo	2.1360	9700.0	85	42173	No
123	GOM_NL__2PRFIN20100325_073727_000000392088_00035_42173_1164.N1	25-MAR-2010 07:37:27	Bright	38.500	96	68Del Leo	2.5600	9300.0	77	42173	No
124	GOM_NL__2PRFIN20100325_074422_000000382088_00035_42173_1165.N1	25-MAR-2010 07:44:22	Bright	38.000	174	52Psi UMa	3.0040	4400.0	76	42173	No
125	GOM_NL__2PRFIN20100325_074740_000000372088_00035_42173_1166.N1	25-MAR-2010 07:47:40	Bright	37.000	82	48Bet UMa	2.3650	10600.	74	42173	No
126	GOM_NL__2PRFIN20100325_074911_000000372088_00035_42173_1167.N1	25-MAR-2010 07:49:11	Bright	37.000	36	50Alp UMa	1.8000	6300.0	74	42173	No
127	GOM_NL__2PRFIN20100325_075046_000000462088_00035_42173_1168.N1	25-MAR-2010 07:50:46	Bright	45.500	55	79Zet UMa	2.0600	10200.	91	42173	No
128	GOM_NL__2PRFIN20100325_075555_000000442088_00035_42173_1169.N1	25-MAR-2010 07:55:55	Bright	43.500	60	7Bet UMi	2.0810	3950.0	87	42173	No
129	GOM_NL__2PRFIN20100325_075923_000000462088_00035_42173_1170.N1	25-MAR-2010 07:59:23	Bright	46.000	119	14Eta Dra	2.7270	4700.0	92	42173	No
130	GOM_NL__2PRFIN20100325_080449_000000382088_00035_42173_1171.N1	25-MAR-2010 08:04:49	Bright	38.000	89	5Alp Cep	2.4510	8000.0	76	42173	No
131	GOM_NL__2PRFIN20100325_080958_000000372088_00035_42173_1172.N1	25-MAR-2010 08:09:58	Bright	36.500	19	50Alp Cyg	1.2460	10500.	73	42173	No
132	GOM_NL__2PRFIN20100325_081135_000000432088_00035_42173_1173.N1	25-MAR-2010 08:11:35	Bright	42.500	66	37Gam Cyg	2.2080	5900.0	85	42173	No
133	GOM_NL__2PRFIN20100325_081327_000000522088_00035_42173_1174.N1	25-MAR-2010 08:13:27	Bright	51.500	92	53Eps Cyg	2.5000	4500.0	103	42173	No
134	GOM_NL__2PRFIN20100325_082236_000000582088_00035_42173_1175.N1	25-MAR-2010 08:22:36	Straylight	57.500	11	53Alp Aql	0.76500	8000.0	115	42173	No
135	GOM_NL__2PRFIN20100325_083551_000000512088_00035_42173_1176.N1	25-MAR-2010 08:35:51	Dark	51.000	57	34Sig Sgr	2.0660	26000.	102	42173	No
136	GOM_NL__2PRFIN20100325_083746_000000622088_00035_42173_1177.N1	25-MAR-2010 08:37:46	Dark	62.000	137	22Lam Sgr	2.8240	4400.0	124	42173	No
137	GOM_NL__2PRFIN20100325_083927_000000512088_00035_42173_1178.N1	25-MAR-2010 08:39:27	Dark	50.500	38	20Eps Sgr	1.8360	11000.	101	42173	No
138	GOM_NL__2PRFIN20100325_084254_000000502088_00036_42174_1162.N1	25-MAR-2010 08:42:54	Dark	49.500	85	Kap Sco	2.4070	28000.	99	42174	No
139	GOM_NL__2PRFIN20100325_084442_000000432088_00036_42174_1163.N1	25-MAR-2010 08:44:42	Dark	42.500	141	Bet Ara	2.8400	4600.0	85	42174	No
140	GOM_NL__2PRFIN20100325_084804_000000392088_00036_42174_1164.N1	25-MAR-2010 08:48:04	Dark	39.000	134	Bet TrA	2.8100	6600.0	78	42174	No
141	GOM_NL__2PRFIN20100325_085047_000000562088_00036_42174_1165.N1	25-MAR-2010 08:50:47	Dark	56.000	4	Alp1Cen	-0.010000	5800.0	112	42174	No
142	GOM_NL__2PRFIN20100325_085314_000000462088_00036_42174_1166.N1	25-MAR-2010 08:53:14	Straylight	45.500	78	Alp Lup	2.3040	28000.	91	42174	No
143	GOM_NL__2PRFIN20100325_085448_000000502088_00036_42174_1167.N1	25-MAR-2010 08:54:48	Straylight	49.500	81	Eta Cen	2.3560	28000.	99	42174	No
144	GOM_NL__2PRFIN20100325_085743_000000592088_00036_42174_1168.N1	25-MAR-2010 08:57:43	Straylight	58.500	54	5The Cen	2.0550	4500.0	117	42174	No
145	GOM_NL__2PRFIN20100325_090419_000000482088_00036_42174_1169.N1	25-MAR-2010 09:04:19	Straylight	47.500	106	9Bet Crv	2.6480	5600.0	95	42174	No
146	GOM_NL__2PRFIN20100325_090624_000000462088_00036_42174_1170.N1	25-MAR-2010 09:06:24	Tw_i_and_stray	46.000	100	4Gam Crv	2.5800	13100.	92	42174	No
147	GOM_NL__2PRFIN20100325_091159_000000492088_00036_42174_1171.N1	25-MAR-2010 09:11:59	Bright	49.000	121	29Gam Vir	2.7400	7200.0	98	42174	No
148	GOM_NL__2PRFIN20100325_091636_000000432088_00036_42174_1172.N1	25-MAR-2010 09:16:36	Bright	43.000	62	94Bet Leo	2.1360	9700.0	86	42174	No
149	GOM_NL__2PRFIN20100325_091803_000000552088_00036_42174_1173.N1	25-MAR-2010 09:18:03	Bright	55.000	96	68Del Leo	2.5600	9300.0	110	42174	No
150	GOM_NL__2PRFIN20100325_092458_000000552088_00036_42174_1174.N1	25-MAR-2010 09:24:58	Bright	55.000	174	52Psi UMa	3.0040	4400.0	110	42174	No
151	GOM_NL__2PRFIN20100325_092816_000000362088_00036_42174_1175.N1	25-MAR-2010 09:28:16	Bright	35.500	82	48Bet UMa	2.3650	10600.	71	42174	No
152	GOM_NL__2PRFIN20100325_092947_000000382088_00036_42174_1176.N1	25-MAR-2010 09:29:47	Bright	37.500	36	50Alp UMa	1.8000	6300.0	75	42174	No
153	GOM_NL__2PRFIN20100325_093121_000000452088_00036_42174_1177.N1	25-MAR-2010 09:31:21	Bright	44.500	55	79Zet UMa	2.0600	10200.	89	42174	No
154	GOM_NL__2PRFIN20100325_093630_000000382088_00036_42174_1178.N1	25-MAR-2010 09:36:30	Bright	38.000	60	7Bet UMi	2.0810	3950.0	76	42174	No
155	GOM_NL__2PRFIN20100325_093958_000000452088_00036_42174_1179.N1	25-MAR-2010 09:39:58	Bright	45.000	119	14Eta Dra	2.7270	4700.0	90	42174	No
156	GOM_NL__2PRFIN20100325_094525_000000382088_00036_42174_1180.N1	25-MAR-2010 09:45:25	Bright	37.500	89	5Alp Cep	2.4510	8000.0	75	42174	No
157	GOM_NL__2PRFIN20100325_095034_000000392088_00036_42174_1181.N1	25-MAR-2010 09:50:34	Bright	39.000	19	50Alp Cyg	1.2460	10500.	78	42174	No
158	GOM_NL__2PRFIN20100325_095211_000000432088_00036_42174_1182.N1	25-MAR-2010 09:52:11	Bright	42.500	66	37Gam Cyg	2.2080	5900.0	85	42174	No
159	GOM_NL__2PRFIN20100325_095403_000000412088_00036_42174_1183.N1	25-MAR-2010 09:54:03	Bright	40.500	92	53Eps Cyg	2.5000	4500.0	81	42174	No
160	GOM_NL__2PRFIN20100325_100312_000000652088_00036_42174_1184.N1	25-MAR-2010 10:03:12	Straylight	65.000	11	53Alp Aql	0.76500	8000.0	130	42174	No

161	GOM_NL__2PRFIN20100325_101628_000000542088_00036_42174_1185.N1	25-MAR-2010 10:16:28	Dark	53.500	57	34Sig Sgr	2.0660	26000.	107	42174	No
162	GOM_NL__2PRFIN20100325_101823_000000592088_00036_42174_1186.N1	25-MAR-2010 10:18:23	Dark	58.500	137	22Lam Sgr	2.8240	4400.0	117	42174	No
163	GOM_NL__2PRFIN20100325_102004_000000512088_00036_42174_1187.N1	25-MAR-2010 10:20:04	Dark	50.500	38	20Eps Sgr	1.8360	11000.	101	42174	No
164	GOM_NL__2PRFIN20100325_102331_000000532088_00037_42175_1170.N1	25-MAR-2010 10:23:31	Dark	52.500	85	Kap Sco	2.4070	28000.	105	42175	No
165	GOM_NL__2PRFIN20100325_102519_000000442088_00037_42175_1171.N1	25-MAR-2010 10:25:19	Dark	43.500	141	Bet Ara	2.8400	4600.0	87	42175	No
166	GOM_NL__2PRFIN20100325_102841_000000392088_00037_42175_1172.N1	25-MAR-2010 10:28:41	Dark	39.000	134	Bet TrA	2.8100	6600.0	78	42175	No
167	GOM_NL__2PRFIN20100325_103123_000000452088_00037_42175_1173.N1	25-MAR-2010 10:31:23	Dark	45.000	4	Alp1Cen	-0.010000	5800.0	90	42175	No
168	GOM_NL__2PRFIN20100325_103351_000000462088_00037_42175_1174.N1	25-MAR-2010 10:33:51	Straylight	45.500	78	Alp Lup	2.3040	28000.	91	42175	No
169	GOM_NL__2PRFIN20100325_103524_000000492088_00037_42175_1175.N1	25-MAR-2010 10:35:24	Straylight	49.000	81	Eta Cen	2.3560	28000.	98	42175	No
170	GOM_NL__2PRFIN20100325_103819_000000602088_00037_42175_1176.N1	25-MAR-2010 10:38:19	Straylight	60.000	54	5The Cen	2.0550	4500.0	120	42175	No
171	GOM_NL__2PRFIN20100325_104455_000000492088_00037_42175_1177.N1	25-MAR-2010 10:44:55	Straylight	49.000	106	9Bet Crv	2.6480	5600.0	98	42175	No
172	GOM_NL__2PRFIN20100325_104701_000000452088_00037_42175_1178.N1	25-MAR-2010 10:47:01	Tw_i_and_stray	44.500	100	4Gam Crv	2.5800	13100.	89	42175	No
173	GOM_NL__2PRFIN20100325_105235_000000492088_00037_42175_1179.N1	25-MAR-2010 10:52:35	Bright	48.500	121	29Gam Vir	2.7400	7200.0	97	42175	No
174	GOM_NL__2PRFIN20100325_105712_000000432088_00037_42175_1180.N1	25-MAR-2010 10:57:12	Bright	42.500	62	94Bet Leo	2.1360	9700.0	85	42175	No
175	GOM_NL__2PRFIN20100325_105838_000000372088_00037_42175_1181.N1	25-MAR-2010 10:58:38	Bright	37.000	96	68Del Leo	2.5600	9300.0	74	42175	No
176	GOM_NL__2PRFIN20100325_110534_000000392088_00037_42175_1182.N1	25-MAR-2010 11:05:34	Bright	38.500	174	52Psi UMa	3.0040	4400.0	77	42175	No
177	GOM_NL__2PRFIN20100325_110852_000000382088_00037_42175_1183.N1	25-MAR-2010 11:08:52	Bright	37.500	82	48Bet UMa	2.3650	10600.	75	42175	No
178	GOM_NL__2PRFIN20100325_111023_000000412088_00037_42175_1184.N1	25-MAR-2010 11:10:23	Bright	41.000	36	50Alp UMa	1.8000	6300.0	82	42175	No
179	GOM_NL__2PRFIN20100325_111156_000000462088_00037_42175_1185.N1	25-MAR-2010 11:11:56	Bright	45.500	55	79Zet UMa	2.0600	10200.	91	42175	No
180	GOM_NL__2PRFIN20100325_111706_000000382088_00037_42175_1186.N1	25-MAR-2010 11:17:06	Bright	38.000	60	7Bet UMi	2.0810	3950.0	76	42175	No
181	GOM_NL__2PRFIN20100325_112033_000000452088_00037_42175_1187.N1	25-MAR-2010 11:20:33	Bright	45.000	119	14Eta Dra	2.7270	4700.0	90	42175	No
182	GOM_NL__2PRFIN20100325_112601_000000372088_00037_42175_1188.N1	25-MAR-2010 11:26:01	Bright	37.000	89	5Alp Cep	2.4510	8000.0	74	42175	No
183	GOM_NL__2PRFIN20100325_113110_000000412088_00037_42175_1189.N1	25-MAR-2010 11:31:10	Bright	40.500	19	50Alp Cyg	1.2460	10500.	81	42175	No
184	GOM_NL__2PRFIN20100325_113246_000000412088_00037_42175_1190.N1	25-MAR-2010 11:32:46	Bright	41.000	66	37Gam Cyg	2.2080	5900.0	82	42175	No
185	GOM_NL__2PRFIN20100325_113439_000000412088_00037_42175_1191.N1	25-MAR-2010 11:34:39	Bright	41.000	92	53Eps Cyg	2.5000	4500.0	82	42175	No
186	GOM_NL__2PRFIN20100325_114349_000000602088_00037_42175_1192.N1	25-MAR-2010 11:43:49	Straylight	60.000	11	53Alp Aql	0.76500	8000.0	120	42175	No
187	GOM_NL__2PRFIN20100325_115705_000000532088_00037_42175_1193.N1	25-MAR-2010 11:57:05	Dark	53.000	57	34Sig Sgr	2.0660	26000.	106	42175	No
188	GOM_NL__2PRFIN20100325_115900_000000562088_00037_42175_1194.N1	25-MAR-2010 11:59:00	Dark	56.000	137	22Lam Sgr	2.8240	4400.0	112	42175	No
189	GOM_NL__2PRFIN20100325_120041_000000512088_00037_42175_1195.N1	25-MAR-2010 12:00:41	Dark	50.500	38	20Eps Sgr	1.8360	11000.	101	42175	No
190	GOM_NL__2PRFIN20100325_120408_000000502088_00038_42176_1180.N1	25-MAR-2010 12:04:08	Dark	50.000	85	Kap Sco	2.4070	28000.	100	42176	No
191	GOM_NL__2PRFIN20100325_120555_000000432088_00038_42176_1181.N1	25-MAR-2010 12:05:55	Dark	42.500	141	Bet Ara	2.8400	4600.0	85	42176	No
192	GOM_NL__2PRFIN20100325_120917_000000402088_00038_42176_1182.N1	25-MAR-2010 12:09:17	Dark	39.500	134	Bet TrA	2.8100	6600.0	79	42176	No
193	GOM_NL__2PRFIN20100325_121200_000000492088_00038_42176_1183.N1	25-MAR-2010 12:12:00	Dark	48.500	4	Alp1Cen	-0.010000	5800.0	97	42176	No
194	GOM_NL__2PRFIN20100325_121427_000000432088_00038_42176_1184.N1	25-MAR-2010 12:14:27	Straylight	43.000	78	Alp Lup	2.3040	28000.	86	42176	No
195	GOM_NL__2PRFIN20100325_121601_000000502088_00038_42176_1185.N1	25-MAR-2010 12:16:01	Straylight	49.500	81	Eta Cen	2.3560	28000.	99	42176	No
196	GOM_NL__2PRFIN20100325_121856_000000572088_00038_42176_1186.N1	25-MAR-2010 12:18:56	Straylight	57.000	54	5The Cen	2.0550	4500.0	114	42176	No
197	GOM_NL__2PRFIN20100325_122531_000000472088_00038_42176_1187.N1	25-MAR-2010 12:25:31	Straylight	46.500	106	9Bet Crv	2.6480	5600.0	93	42176	No
198	GOM_NL__2PRFIN20100325_122737_000000452088_00038_42176_1188.N1	25-MAR-2010 12:27:37	Tw_i_and_stray	44.500	100	4Gam Crv	2.5800	13100.	89	42176	No
199	GOM_NL__2PRFIN20100325_123310_000000502088_00038_42176_1189.N1	25-MAR-2010 12:33:10	Bright	49.500	121	29Gam Vir	2.7400	7200.0	99	42176	No
200	GOM_NL__2PRFIN20100325_123748_000000422088_00038_42176_1190.N1	25-MAR-2010 12:37:48	Bright	41.500	62	94Bet Leo	2.1360	9700.0	83	42176	No
201	GOM_NL__2PRFIN20100325_123914_000000552088_00038_42176_1191.N1	25-MAR-2010 12:39:14	Bright	55.000	96	68Del Leo	2.5600	9300.0	110	42176	No
202	GOM_NL__2PRFIN20100325_124609_000000362088_00038_42176_1192.N1	25-MAR-2010 12:46:09	Bright	36.000	174	52Psi UMa	3.0040	4400.0	72	42176	No
203	GOM_NL__2PRFIN20100325_124927_000000362088_00038_42176_1193.N1	25-MAR-2010 12:49:27	Bright	36.000	82	48Bet UMa	2.3650	10600.	72	42176	No
204	GOM_NL__2PRFIN20100325_125059_000000382088_00038_42176_1194.N1	25-MAR-2010 12:50:59	Bright	37.500	36	50Alp UMa	1.8000	6300.0	75	42176	No
205	GOM_NL__2PRFIN20100325_125742_000000412088_00038_42176_1195.N1	25-MAR-2010 12:57:42	Bright	40.500	60	7Bet UMi	2.0810	3950.0	81	42176	No
206	GOM_NL__2PRFIN20100325_130108_000000452088_00038_42176_1196.N1	25-MAR-2010 13:01:08	Bright	45.000	119	14Eta Dra	2.7270	4700.0	90	42176	No
207	GOM_NL__2PRFIN20100325_130636_000000382088_00038_42176_1197.N1	25-MAR-2010 13:06:36	Bright	37.500	89	5Alp Cep	2.4510	8000.0	75	42176	No
208	GOM_NL__2PRFIN20100325_131146_000000402088_00038_42176_1198.N1	25-MAR-2010 13:11:46	Bright	40.000	19	50Alp Cyg	1.2460	10500.	80	42176	No
209	GOM_NL__2PRFIN20100325_131323_000000432088_00038_42176_1199.N1	25-MAR-2010 13:13:23	Bright	42.500	66	37Gam Cyg	2.2080	5900.0	85	42176	No
210	GOM_NL__2PRFIN20100325_131515_000000422088_00038_42176_1200.N1	25-MAR-2010 13:15:15	Bright	41.500	92	53Eps Cyg	2.5000	4500.0	83	42176	No
211	GOM_NL__2PRFIN20100325_132425_000000552088_00038_42176_1201.N1	25-MAR-2010 13:24:25	Straylight	54.500	11	53Alp Aql	0.76500	8000.0	109	42176	No
212	GOM_NL__2PRFIN20100325_133742_000000552088_00038_42176_1202.N1	25-MAR-2010 13:37:42	Dark	55.000	57	34Sig Sgr	2.0660	26000.	110	42176	No
213	GOM_NL__2PRFIN20100325_133937_000000622088_00038_42176_1203.N1	25-MAR-2010 13:39:37	Dark	61.500	137	22Lam Sgr	2.8240	4400.0	123	42176	No
214	GOM_NL__2PRFIN20100325_134118_000000502088_00038_42176_1204.N1	25-MAR-2010 13:41:18	Dark	50.000	38	20Eps Sgr	1.8360	11000.	100	42176	No
215	GOM_NL__2PRFIN20100325_134445_000000502088_00039_42177_1188.N1	25-MAR-2010 13:44:45	Dark	50.000	85	Kap Sco	2.4070	28000.	100	42177	No
216	GOM_NL__2PRFIN20100325_134632_000000412088_00039_42177_1189.N1	25-MAR-2010 13:46:32	Dark	40.500	141	Bet Ara	2.8400	4600.0	81	42177	No
217	GOM_NL__2PRFIN20100325_134954_000000382088_00039_42177_1190.N1	25-MAR-2010 13:49:54	Dark	38.000	134	Bet TrA	2.8100	6600.0	76	42177	No
218	GOM_NL__2PRFIN20100325_135236_000000432088_00039_42177_1191.N1	25-MAR-2010 13:52:36	Dark	42.500	4	Alp1Cen	-0.010000	5800.0	85	42177	No
219	GOM_NL__2PRFIN20100325_135504_000000462088_00039_42177_1192.N1	25-MAR-2010 13:55:04	Straylight	45.500	78	Alp Lup	2.3040	28000.	91	42177	No

220	GOM_NL__2PRFIN20100325_135637_000000522088_00039_42177_1193.N1	25-MAR-2010 13:56:37	Straylight	52.000	81	Eta Cen	2.3560	28000.	104	42177	No
221	GOM_NL__2PRFIN20100325_135932_000000592088_00039_42177_1194.N1	25-MAR-2010 13:59:32	Straylight	59.000	54	5The Cen	2.0550	4500.0	118	42177	No
222	GOM_NL__2PRFIN20100325_140608_000000462088_00039_42177_1195.N1	25-MAR-2010 14:06:08	Straylight	46.000	106	9Bet Crv	2.6480	5600.0	92	42177	No
223	GOM_NL__2PRFIN20100325_140813_000000442088_00039_42177_1196.N1	25-MAR-2010 14:08:13	Tw_i_and_stray	44.000	100	4Gam Crv	2.5800	13100.	88	42177	No
224	GOM_NL__2PRFIN20100325_141346_000000512088_00039_42177_1197.N1	25-MAR-2010 14:13:46	Bright	50.500	121	29Gam Vir	2.7400	7200.0	101	42177	No
225	GOM_NL__2PRFIN20100325_141823_000000432088_00039_42177_1198.N1	25-MAR-2010 14:18:23	Bright	43.000	62	94Bet Leo	2.1360	9700.0	86	42177	No
226	GOM_NL__2PRFIN20100325_141950_000000372088_00039_42177_1199.N1	25-MAR-2010 14:19:50	Bright	37.000	96	68Del Leo	2.5600	9300.0	74	42177	No
227	GOM_NL__2PRFIN20100325_142645_000000382088_00039_42177_1200.N1	25-MAR-2010 14:26:45	Bright	38.000	174	52Psi UMa	3.0040	4400.0	76	42177	No
228	GOM_NL__2PRFIN20100325_143003_000000372088_00039_42177_1201.N1	25-MAR-2010 14:30:03	Bright	37.000	82	48Bet UMa	2.3650	10600.	74	42177	No
229	GOM_NL__2PRFIN20100325_143135_000000382088_00039_42177_1202.N1	25-MAR-2010 14:31:35	Bright	37.500	36	50Alp UMa	1.8000	6300.0	75	42177	No
230	GOM_NL__2PRFIN20100325_143307_000000452088_00039_42177_1203.N1	25-MAR-2010 14:33:07	Bright	45.000	55	79Zet UMa	2.0600	10200.	90	42177	No
231	GOM_NL__2PRFIN20100325_143817_000000402088_00039_42177_1204.N1	25-MAR-2010 14:38:17	Bright	39.500	60	7Bet UMi	2.0810	3950.0	79	42177	No
232	GOM_NL__2PRFIN20100325_144143_000000452088_00039_42177_1205.N1	25-MAR-2010 14:41:43	Bright	45.000	119	14Eta Dra	2.7270	4700.0	90	42177	No
233	GOM_NL__2PRFIN20100325_144713_000000382088_00039_42177_1206.N1	25-MAR-2010 14:47:13	Bright	37.500	89	5Alp Cep	2.4510	8000.0	75	42177	No
234	GOM_NL__2PRFIN20100325_145222_000000412088_00039_42177_1207.N1	25-MAR-2010 14:52:22	Bright	41.000	19	50Alp Cyg	1.2460	10500.	82	42177	No
235	GOM_NL__2PRFIN20100325_145358_000000402088_00039_42177_1208.N1	25-MAR-2010 14:53:58	Bright	40.000	66	37Gam Cyg	2.2080	5900.0	80	42177	No
236	GOM_NL__2PRFIN20100325_145551_000000542088_00039_42177_1209.N1	25-MAR-2010 14:55:51	Bright	53.500	92	53Eps Cyg	2.5000	4500.0	107	42177	No
237	GOM_NL__2PRFIN20100325_150502_000000612088_00039_42177_1210.N1	25-MAR-2010 15:05:02	Straylight	61.000	11	53Alp Aql	0.76500	8000.0	122	42177	No
238	GOM_NL__2PRFIN20100325_151819_000000552088_00039_42177_1211.N1	25-MAR-2010 15:18:19	Dark	55.000	57	34Sig Sgr	2.0660	26000.	110	42177	No
239	GOM_NL__2PRFIN20100325_152015_000000592088_00039_42177_1212.N1	25-MAR-2010 15:20:15	Dark	58.500	137	22Lam Sgr	2.8240	4400.0	117	42177	No
240	GOM_NL__2PRFIN20100325_152155_000000512088_00039_42177_1213.N1	25-MAR-2010 15:21:55	Dark	51.000	38	20Eps Sgr	1.8360	11000.	102	42177	No
241	GOM_NL__2PRFIN20100325_152522_000000502088_00040_42178_1196.N1	25-MAR-2010 15:25:22	Dark	50.000	85	Kap Sco	2.4070	28000.	100	42178	No
242	GOM_NL__2PRFIN20100325_152708_000000432088_00040_42178_1197.N1	25-MAR-2010 15:27:08	Dark	42.500	141	Bet Ara	2.8400	4600.0	85	42178	No
243	GOM_NL__2PRFIN20100325_153030_000000412088_00040_42178_1198.N1	25-MAR-2010 15:30:30	Dark	40.500	134	Bet TrA	2.8100	6600.0	81	42178	No
244	GOM_NL__2PRFIN20100325_153312_000000432088_00040_42178_1199.N1	25-MAR-2010 15:33:12	Dark	43.000	4	Alp1Cen	-0.010000	5800.0	86	42178	No
245	GOM_NL__2PRFIN20100325_153540_000000452088_00040_42178_1200.N1	25-MAR-2010 15:35:40	Straylight	44.500	78	Alp Lup	2.3040	28000.	89	42178	No
246	GOM_NL__2PRFIN20100325_153714_000000522088_00040_42178_1201.N1	25-MAR-2010 15:37:14	Straylight	52.000	81	Eta Cen	2.3560	28000.	104	42178	No
247	GOM_NL__2PRFIN20100325_154009_000000562088_00040_42178_1202.N1	25-MAR-2010 15:40:09	Straylight	56.000	54	5The Cen	2.0550	4500.0	112	42178	No
248	GOM_NL__2PRFIN20100325_154644_000000512088_00040_42178_1203.N1	25-MAR-2010 15:46:44	Straylight	50.500	106	9Bet Crv	2.6480	5600.0	101	42178	No
249	GOM_NL__2PRFIN20100325_154849_000000462088_00040_42178_1204.N1	25-MAR-2010 15:48:49	Tw_i_and_stray	45.500	100	4Gam Crv	2.5800	13100.	91	42178	No
250	GOM_NL__2PRFIN20100325_155422_000000502088_00040_42178_1205.N1	25-MAR-2010 15:54:22	Bright	50.000	121	29Gam Vir	2.7400	7200.0	100	42178	No
251	GOM_NL__2PRFIN20100325_155859_000000412088_00040_42178_1206.N1	25-MAR-2010 15:58:59	Bright	40.500	62	94Bet Leo	2.1360	9700.0	81	42178	No
252	GOM_NL__2PRFIN20100325_160026_000000382088_00040_42178_1207.N1	25-MAR-2010 16:00:26	Bright	37.500	96	68Del Leo	2.5600	9300.0	75	42178	No
253	GOM_NL__2PRFIN20100325_160721_000000392088_00040_42178_1208.N1	25-MAR-2010 16:07:21	Bright	38.500	174	52Psi UMa	3.0040	4400.0	77	42178	No
254	GOM_NL__2PRFIN20100325_161039_000000372088_00040_42178_1209.N1	25-MAR-2010 16:10:39	Bright	37.000	82	48Bet UMa	2.3650	10600.	74	42178	No
255	GOM_NL__2PRFIN20100325_161210_000000412088_00040_42178_1210.N1	25-MAR-2010 16:12:10	Bright	40.500	36	50Alp UMa	1.8000	6300.0	81	42178	No
256	GOM_NL__2PRFIN20100325_161341_000000462088_00040_42178_1211.N1	25-MAR-2010 16:13:41	Bright	46.000	55	79Zet UMa	2.0600	10200.	92	42178	No
257	GOM_NL__2PRFIN20100325_161853_000000422088_00040_42178_1212.N1	25-MAR-2010 16:18:53	Bright	42.000	60	7Bet UMi	2.0810	3950.0	84	42178	No
258	GOM_NL__2PRFIN20100325_162219_000000452088_00040_42178_1213.N1	25-MAR-2010 16:22:19	Bright	45.000	119	14Eta Dra	2.7270	4700.0	90	42178	No
259	GOM_NL__2PRFIN20100325_162749_000000372088_00040_42178_1214.N1	25-MAR-2010 16:27:49	Bright	37.000	89	5Alp Cep	2.4510	8000.0	74	42178	No
260	GOM_NL__2PRFIN20100325_163258_000000402088_00040_42178_1215.N1	25-MAR-2010 16:32:58	Bright	40.000	19	50Alp Cyg	1.2460	10500.	80	42178	No
261	GOM_NL__2PRFIN20100325_163435_000000432088_00040_42178_1216.N1	25-MAR-2010 16:34:35	Bright	43.000	66	37Gam Cyg	2.2080	5900.0	86	42178	No
262	GOM_NL__2PRFIN20100325_163627_000000412088_00040_42178_1217.N1	25-MAR-2010 16:36:27	Bright	40.500	92	53Eps Cyg	2.5000	4500.0	81	42178	No
263	GOM_NL__2PRFIN20100325_164538_000000602088_00040_42178_1218.N1	25-MAR-2010 16:45:38	Straylight	60.000	11	53Alp Aql	0.76500	8000.0	120	42178	No
264	GOM_NL__2PRFIN20100325_165856_000000512088_00040_42178_1219.N1	25-MAR-2010 16:58:56	Dark	50.500	57	34Sig Sgr	2.0660	26000.	101	42178	No
265	GOM_NL__2PRFIN20100325_170052_000000582088_00040_42178_1220.N1	25-MAR-2010 17:00:52	Dark	57.500	137	22Lam Sgr	2.8240	4400.0	115	42178	No
266	GOM_NL__2PRFIN20100325_170232_000000512088_00040_42178_1221.N1	25-MAR-2010 17:02:32	Dark	50.500	38	20Eps Sgr	1.8360	11000.	101	42178	No
267	GOM_NL__2PRFIN20100325_184637_000000502088_00042_42180_1231.N1	25-MAR-2010 18:46:37	Dark	49.500	85	Kap Sco	2.4070	28000.	99	42180	No
268	GOM_NL__2PRFIN20100325_184822_000000442088_00042_42180_1232.N1	25-MAR-2010 18:48:22	Dark	44.000	141	Bet Ara	2.8400	4600.0	88	42180	No
269	GOM_NL__2PRFIN20100325_185143_000000412088_00042_42180_1233.N1	25-MAR-2010 18:51:43	Dark	41.000	134	Bet TrA	2.8100	6600.0	82	42180	No
270	GOM_NL__2PRFIN20100325_185426_000000552088_00042_42180_1234.N1	25-MAR-2010 18:54:26	Dark	54.500	4	Alp1Cen	-0.010000	5800.0	109	42180	No
271	GOM_NL__2PRFIN20100325_185654_000000482088_00042_42180_1235.N1	25-MAR-2010 18:56:54	Straylight	47.500	78	Alp Lup	2.3040	28000.	95	42180	No
272	GOM_NL__2PRFIN20100325_185828_000000502088_00042_42180_1236.N1	25-MAR-2010 18:58:28	Straylight	49.500	81	Eta Cen	2.3560	28000.	99	42180	No
273	GOM_NL__2PRFIN20100325_190019_000000442088_00042_42180_1237.N1	25-MAR-2010 19:00:19	Straylight	43.500	64	Gam Cen	2.2000	10600.	87	42180	No
274	GOM_NL__2PRFIN20100325_190245_000000472088_00042_42180_1238.N1	25-MAR-2010 19:02:45	Straylight	47.000	123	lot Cen	2.7500	10200.	94	42180	No
275	GOM_NL__2PRFIN20100325_190756_000000492088_00042_42180_1239.N1	25-MAR-2010 19:07:56	Straylight	49.000	106	9Bet Crv	2.6480	5600.0	98	42180	No
276	GOM_NL__2PRFIN20100325_191001_000000462088_00042_42180_1240.N1	25-MAR-2010 19:10:01	Tw_i_and_stray	46.000	100	4Gam Crv	2.5800	13100.	92	42180	No
277	GOM_NL__2PRFIN20100325_191533_000000502088_00042_42180_1241.N1	25-MAR-2010 19:15:33	Bright	50.000	121	29Gam Vir	2.7400	7200.0	100	42180	No
278	GOM_NL__2PRFIN20100325_192011_000000412088_00042_42180_1242.N1	25-MAR-2010 19:20:11	Bright	41.000	62	94Bet Leo	2.1360	9700.0	82	42180	No

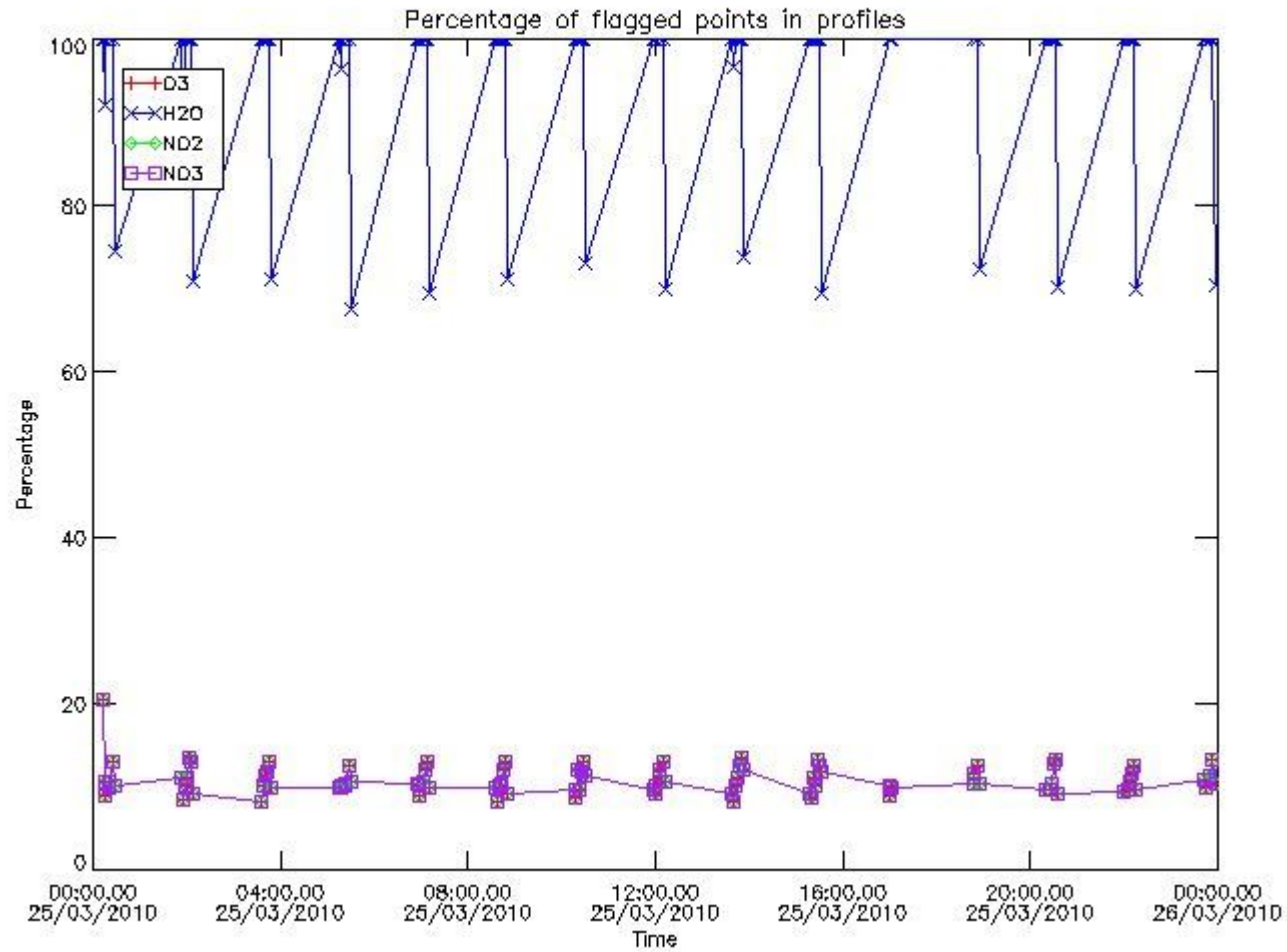
279	GOM_NL__2PRFIN20100325_192138_000000392088_00042_42180_1243.N1	25-MAR-2010 19:21:38	Bright	38.500	96	68Del Leo	2.5600	9300.0	77	42180	No
280	GOM_NL__2PRFIN20100325_192832_000000372088_00042_42180_1244.N1	25-MAR-2010 19:28:32	Bright	37.000	174	52Psi UMa	3.0040	4400.0	74	42180	No
281	GOM_NL__2PRFIN20100325_193151_000000382088_00042_42180_1245.N1	25-MAR-2010 19:31:51	Bright	37.500	82	48Bet UMa	2.3650	10600.	75	42180	No
282	GOM_NL__2PRFIN20100325_193322_000000392088_00042_42180_1246.N1	25-MAR-2010 19:33:22	Bright	39.000	36	50Alp UMa	1.8000	6300.0	78	42180	No
283	GOM_NL__2PRFIN20100325_193452_000000462088_00042_42180_1247.N1	25-MAR-2010 19:34:52	Bright	45.500	55	79Zet UMa	2.0600	10200.	91	42180	No
284	GOM_NL__2PRFIN20100325_194004_000000412088_00042_42180_1248.N1	25-MAR-2010 19:40:04	Bright	41.000	60	7Bet UMi	2.0810	3950.0	82	42180	No
285	GOM_NL__2PRFIN20100325_194900_000000352088_00042_42180_1249.N1	25-MAR-2010 19:49:00	Bright	35.000	89	5Alp Cep	2.4510	8000.0	70	42180	No
286	GOM_NL__2PRFIN20100325_195410_000000422088_00042_42180_1250.N1	25-MAR-2010 19:54:10	Bright	41.500	19	50Alp Cyg	1.2460	10500.	83	42180	No
287	GOM_NL__2PRFIN20100325_195546_000000412088_00042_42180_1251.N1	25-MAR-2010 19:55:46	Bright	41.000	66	37Gam Cyg	2.2080	5900.0	82	42180	No
288	GOM_NL__2PRFIN20100325_195739_000000412088_00042_42180_1252.N1	25-MAR-2010 19:57:39	Bright	40.500	92	53Eps Cyg	2.5000	4500.0	81	42180	No
289	GOM_NL__2PRFIN20100325_200651_000000622088_00042_42180_1253.N1	25-MAR-2010 20:06:51	Straylight	61.500	11	53Alp Aql	0.76500	8000.0	123	42180	No
290	GOM_NL__2PRFIN20100325_202011_000000532088_00042_42180_1254.N1	25-MAR-2010 20:20:11	Dark	52.500	57	34Sig Sgr	2.0660	26000.	105	42180	No
291	GOM_NL__2PRFIN20100325_202346_000000532088_00042_42180_1255.N1	25-MAR-2010 20:23:46	Dark	52.500	38	20Eps Sgr	1.8360	11000.	105	42180	No
292	GOM_NL__2PRFIN20100325_202714_000000502088_00043_42181_1239.N1	25-MAR-2010 20:27:14	Dark	49.500	85	Kap Sco	2.4070	28000.	99	42181	No
293	GOM_NL__2PRFIN20100325_202859_000000402088_00043_42181_1240.N1	25-MAR-2010 20:28:59	Dark	40.000	141	Bet Ara	2.8400	4600.0	80	42181	No
294	GOM_NL__2PRFIN20100325_203220_000000392088_00043_42181_1241.N1	25-MAR-2010 20:32:20	Dark	38.500	134	Bet TrA	2.8100	6600.0	77	42181	No
295	GOM_NL__2PRFIN20100325_203502_000000562088_00043_42181_1242.N1	25-MAR-2010 20:35:02	Dark	55.500	4	Alp1Cen	-0.010000	5800.0	111	42181	No
296	GOM_NL__2PRFIN20100325_203730_000000452088_00043_42181_1243.N1	25-MAR-2010 20:37:30	Straylight	44.500	78	Alp Lup	2.3040	28000.	89	42181	No
297	GOM_NL__2PRFIN20100325_203904_000000522088_00043_42181_1244.N1	25-MAR-2010 20:39:04	Straylight	51.500	81	Eta Cen	2.3560	28000.	103	42181	No
298	GOM_NL__2PRFIN20100325_204055_000000422088_00043_42181_1245.N1	25-MAR-2010 20:40:55	Straylight	41.500	64	Gam Cen	2.2000	10600.	83	42181	No
299	GOM_NL__2PRFIN20100325_204322_000000482088_00043_42181_1246.N1	25-MAR-2010 20:43:22	Straylight	48.000	123	lot Cen	2.7500	10200.	96	42181	No
300	GOM_NL__2PRFIN20100325_204832_000000502088_00043_42181_1247.N1	25-MAR-2010 20:48:32	Straylight	49.500	106	9Bet Crv	2.6480	5600.0	99	42181	No
301	GOM_NL__2PRFIN20100325_205037_000000462088_00043_42181_1248.N1	25-MAR-2010 20:50:37	Tw_i_and_stray	46.000	100	4Gam Crv	2.5800	13100.	92	42181	No
302	GOM_NL__2PRFIN20100325_205609_000000492088_00043_42181_1249.N1	25-MAR-2010 20:56:09	Bright	48.500	121	29Gam Vir	2.7400	7200.0	97	42181	No
303	GOM_NL__2PRFIN20100325_210046_000000422088_00043_42181_1250.N1	25-MAR-2010 21:00:46	Bright	41.500	62	94Bet Leo	2.1360	9700.0	83	42181	No
304	GOM_NL__2PRFIN20100325_210213_000000382088_00043_42181_1251.N1	25-MAR-2010 21:02:13	Bright	38.000	96	68Del Leo	2.5600	9300.0	76	42181	No
305	GOM_NL__2PRFIN20100325_210908_000000392088_00043_42181_1252.N1	25-MAR-2010 21:09:08	Bright	38.500	174	52Psi UMa	3.0040	4400.0	77	42181	No
306	GOM_NL__2PRFIN20100325_211226_000000352088_00043_42181_1253.N1	25-MAR-2010 21:12:26	Bright	35.000	82	48Bet UMa	2.3650	10600.	70	42181	No
307	GOM_NL__2PRFIN20100325_211358_000000392088_00043_42181_1254.N1	25-MAR-2010 21:13:58	Bright	38.500	36	50Alp UMa	1.8000	6300.0	77	42181	No
308	GOM_NL__2PRFIN20100325_211528_000000462088_00043_42181_1255.N1	25-MAR-2010 21:15:28	Bright	46.000	55	79Zet UMa	2.0600	10200.	92	42181	No
309	GOM_NL__2PRFIN20100325_212039_000000382088_00043_42181_1256.N1	25-MAR-2010 21:20:39	Bright	37.500	60	7Bet UMi	2.0810	3950.0	75	42181	No
310	GOM_NL__2PRFIN20100325_212936_000000382088_00043_42181_1257.N1	25-MAR-2010 21:29:36	Bright	37.500	89	5Alp Cep	2.4510	8000.0	75	42181	No
311	GOM_NL__2PRFIN20100325_213446_000000402088_00043_42181_1258.N1	25-MAR-2010 21:34:46	Bright	39.500	19	50Alp Cyg	1.2460	10500.	79	42181	No
312	GOM_NL__2PRFIN20100325_213622_000000432088_00043_42181_1259.N1	25-MAR-2010 21:36:22	Bright	42.500	66	37Gam Cyg	2.2080	5900.0	85	42181	No
313	GOM_NL__2PRFIN20100325_213815_000000402088_00043_42181_1260.N1	25-MAR-2010 21:38:15	Bright	40.000	92	53Eps Cyg	2.5000	4500.0	80	42181	No
314	GOM_NL__2PRFIN20100325_214728_000000562088_00043_42181_1261.N1	25-MAR-2010 21:47:28	Straylight	55.500	11	53Alp Aql	0.76500	8000.0	111	42181	No
315	GOM_NL__2PRFIN20100325_220047_000000592088_00043_42181_1262.N1	25-MAR-2010 22:00:47	Dark	59.000	57	34Sig Sgr	2.0660	26000.	118	42181	No
316	GOM_NL__2PRFIN20100325_220423_000000532088_00043_42181_1263.N1	25-MAR-2010 22:04:23	Dark	52.500	38	20Eps Sgr	1.8360	11000.	105	42181	No
317	GOM_NL__2PRFIN20100325_220751_000000482088_00044_42182_1247.N1	25-MAR-2010 22:07:51	Dark	48.000	85	Kap Sco	2.4070	28000.	96	42182	No
318	GOM_NL__2PRFIN20100325_220935_000000452088_00044_42182_1248.N1	25-MAR-2010 22:09:35	Dark	44.500	141	Bet Ara	2.8400	4600.0	89	42182	No
319	GOM_NL__2PRFIN20100325_221256_000000412088_00044_42182_1249.N1	25-MAR-2010 22:12:56	Dark	40.500	134	Bet TrA	2.8100	6600.0	81	42182	No
320	GOM_NL__2PRFIN20100325_221538_000000542088_00044_42182_1250.N1	25-MAR-2010 22:15:38	Dark	53.500	4	Alp1Cen	-0.010000	5800.0	107	42182	No
321	GOM_NL__2PRFIN20100325_221807_000000502088_00044_42182_1251.N1	25-MAR-2010 22:18:07	Straylight	49.500	78	Alp Lup	2.3040	28000.	99	42182	No
322	GOM_NL__2PRFIN20100325_221941_000000522088_00044_42182_1252.N1	25-MAR-2010 22:19:41	Straylight	52.000	81	Eta Cen	2.3560	28000.	104	42182	No
323	GOM_NL__2PRFIN20100325_222131_000000422088_00044_42182_1253.N1	25-MAR-2010 22:21:31	Straylight	41.500	64	Gam Cen	2.2000	10600.	83	42182	No
324	GOM_NL__2PRFIN20100325_222358_000000472088_00044_42182_1254.N1	25-MAR-2010 22:23:58	Straylight	47.000	123	lot Cen	2.7500	10200.	94	42182	No
325	GOM_NL__2PRFIN20100325_222908_000000462088_00044_42182_1255.N1	25-MAR-2010 22:29:08	Straylight	45.500	106	9Bet Crv	2.6480	5600.0	91	42182	No
326	GOM_NL__2PRFIN20100325_223113_000000462088_00044_42182_1256.N1	25-MAR-2010 22:31:13	Tw_i_and_stray	46.000	100	4Gam Crv	2.5800	13100.	92	42182	No
327	GOM_NL__2PRFIN20100325_223645_000000492088_00044_42182_1257.N1	25-MAR-2010 22:36:45	Bright	48.500	121	29Gam Vir	2.7400	7200.0	97	42182	No
328	GOM_NL__2PRFIN20100325_224122_000000412088_00044_42182_1258.N1	25-MAR-2010 22:41:22	Bright	40.500	62	94Bet Leo	2.1360	9700.0	81	42182	No
329	GOM_NL__2PRFIN20100325_224249_000000392088_00044_42182_1259.N1	25-MAR-2010 22:42:49	Bright	39.000	96	68Del Leo	2.5600	9300.0	78	42182	No
330	GOM_NL__2PRFIN20100325_224944_000000362088_00044_42182_1260.N1	25-MAR-2010 22:49:44	Bright	36.000	174	52Psi UMa	3.0040	4400.0	72	42182	No
331	GOM_NL__2PRFIN20100325_225302_000000372088_00044_42182_1261.N1	25-MAR-2010 22:53:02	Bright	37.000	82	48Bet UMa	2.3650	10600.	74	42182	No
332	GOM_NL__2PRFIN20100325_225433_000000422088_00044_42182_1262.N1	25-MAR-2010 22:54:33	Bright	41.500	36	50Alp UMa	1.8000	6300.0	83	42182	No
333	GOM_NL__2PRFIN20100325_225603_000000452088_00044_42182_1263.N1	25-MAR-2010 22:56:03	Bright	45.000	55	79Zet UMa	2.0600	10200.	90	42182	No
334	GOM_NL__2PRFIN20100325_230115_000000382088_00044_42182_1264.N1	25-MAR-2010 23:01:15	Bright	38.000	60	7Bet UMi	2.0810	3950.0	76	42182	No
335	GOM_NL__2PRFIN20100325_231012_000000532088_00044_42182_1265.N1	25-MAR-2010 23:10:12	Bright	53.000	89	5Alp Cep	2.4510	8000.0	106	42182	No
336	GOM_NL__2PRFIN20100325_231522_000000422088_00044_42182_1266.N1	25-MAR-2010 23:15:22	Bright	42.000	19	50Alp Cyg	1.2460	10500.	84	42182	No
337	GOM_NL__2PRFIN20100325_231658_000000442088_00044_42182_1267.N1	25-MAR-2010 23:16:58	Bright	44.000	66	37Gam Cyg	2.2080	5900.0	88	42182	No

338	GOM_NL__2PRFIN20100325_231851_000000422088_00044_42182_1268.N1	25-MAR-2010 23:18:51	Bright	41.500	92	53Eps Cyg	2.5000	4500.0	83	42182	No
339	GOM_NL__2PRFIN20100325_232805_000000582088_00044_42182_1269.N1	25-MAR-2010 23:28:05	Straylight	57.500	11	53Alp Aql	0.76500	8000.0	115	42182	No
340	GOM_NL__2PRFIN20100325_234125_000000522088_00044_42182_1270.N1	25-MAR-2010 23:41:25	Dark	52.000	57	34Sig Sgr	2.0660	26000.	104	42182	No
341	GOM_NL__2PRFIN20100325_234500_000000512088_00044_42182_1271.N1	25-MAR-2010 23:45:00	Dark	51.000	38	20Eps Sgr	1.8360	11000.	102	42182	No
342	GOM_NL__2PRFIN20100325_234828_000000502088_00045_42183_1255.N1	25-MAR-2010 23:48:28	Dark	49.500	85	Kap Sco	2.4070	28000.	99	42183	No
343	GOM_NL__2PRFIN20100325_235012_000000472088_00045_42183_1256.N1	25-MAR-2010 23:50:12	Dark	47.000	141	Bet Ara	2.8400	4600.0	94	42183	No
344	GOM_NL__2PRFIN20100325_235332_000000392088_00045_42183_1257.N1	25-MAR-2010 23:53:32	Dark	38.500	134	Bet TrA	2.8100	6600.0	77	42183	No
345	GOM_NL__2PRFIN20100325_235615_000000552088_00045_42183_1258.N1	25-MAR-2010 23:56:15	Dark	54.500	4	Alp1Cen	-0.010000	5800.0	109	42183	No
346	GOM_NL__2PRFIN20100325_235843_000000462088_00045_42183_1259.N1	25-MAR-2010 23:58:43	Straylight	46.000	78	Alp Lup	2.3040	28000.	92	42183	No

3. Quality information per product

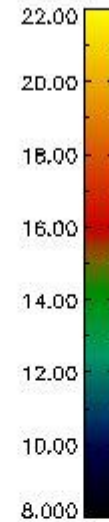
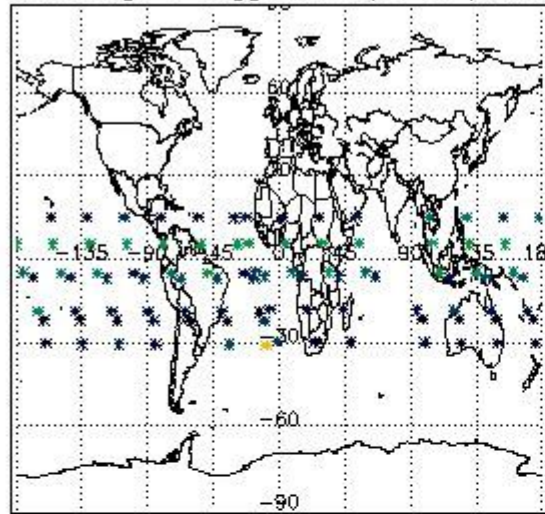
In this section it is plotted some information contained in the Quality Summary data set of the level 2 products. Only products in dark limb conditions and without errors (error flag in the MPH set to "0") are used.

3.1 Plot quality information per product (time dependant)

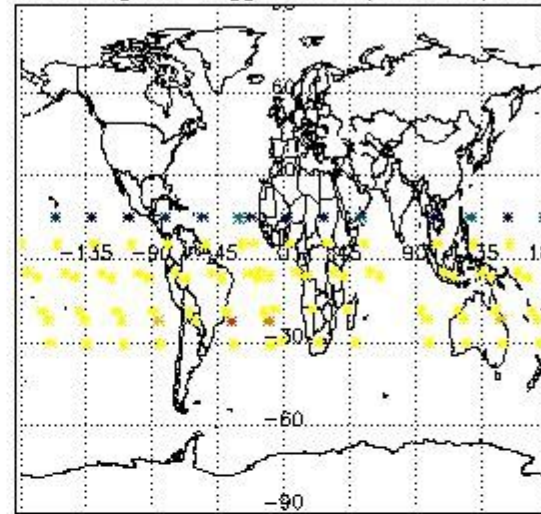


3.2 Plot quality information per product (world map)

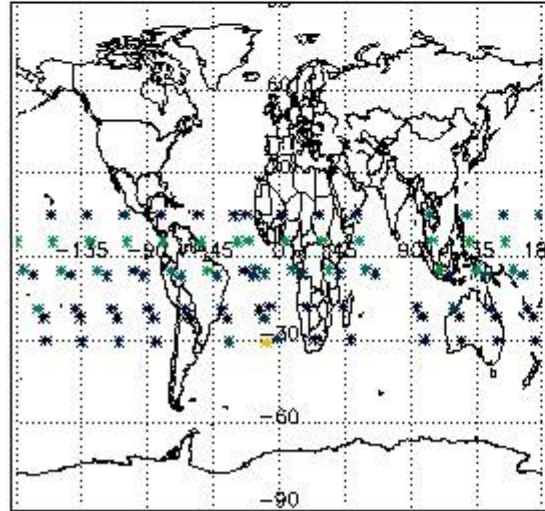
Percentage of flagged data per O3 profile



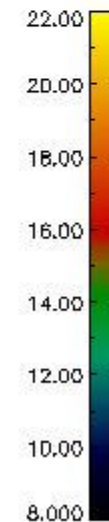
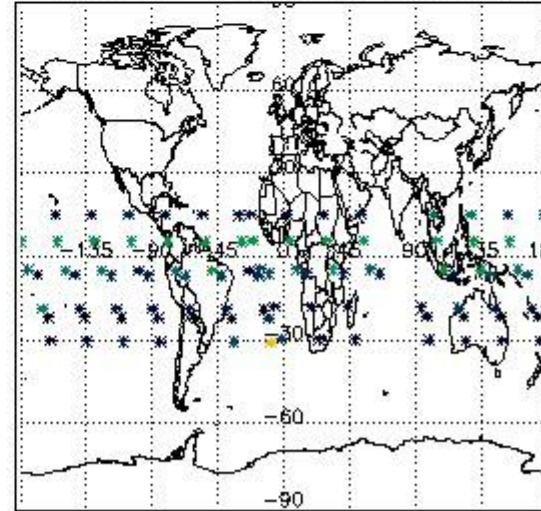
Percentage of flagged data per H2O profile



Percentage of flagged data per NO2 profile



Percentage of flagged data per NO3 profile

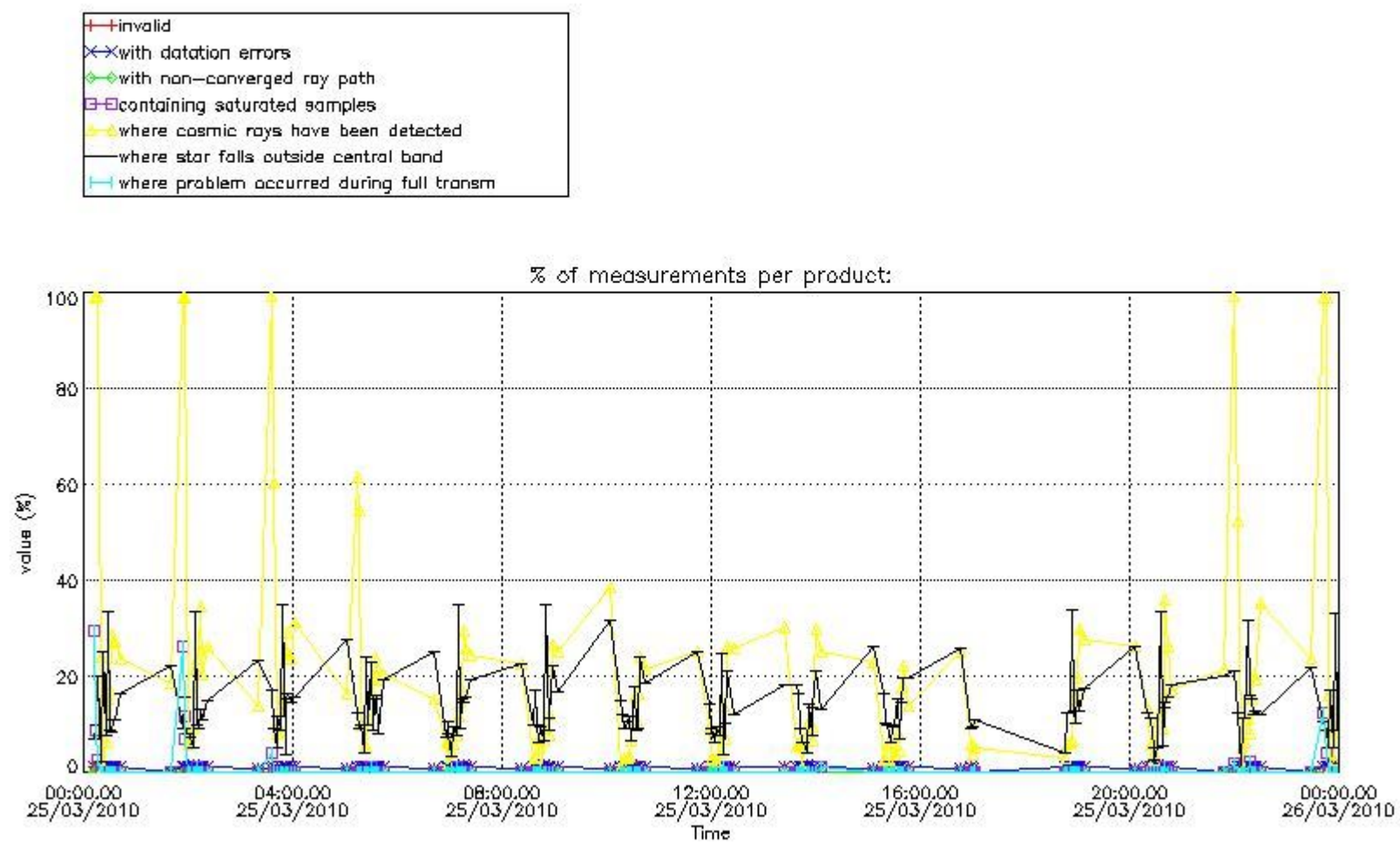


4. Level 1 quality information per product

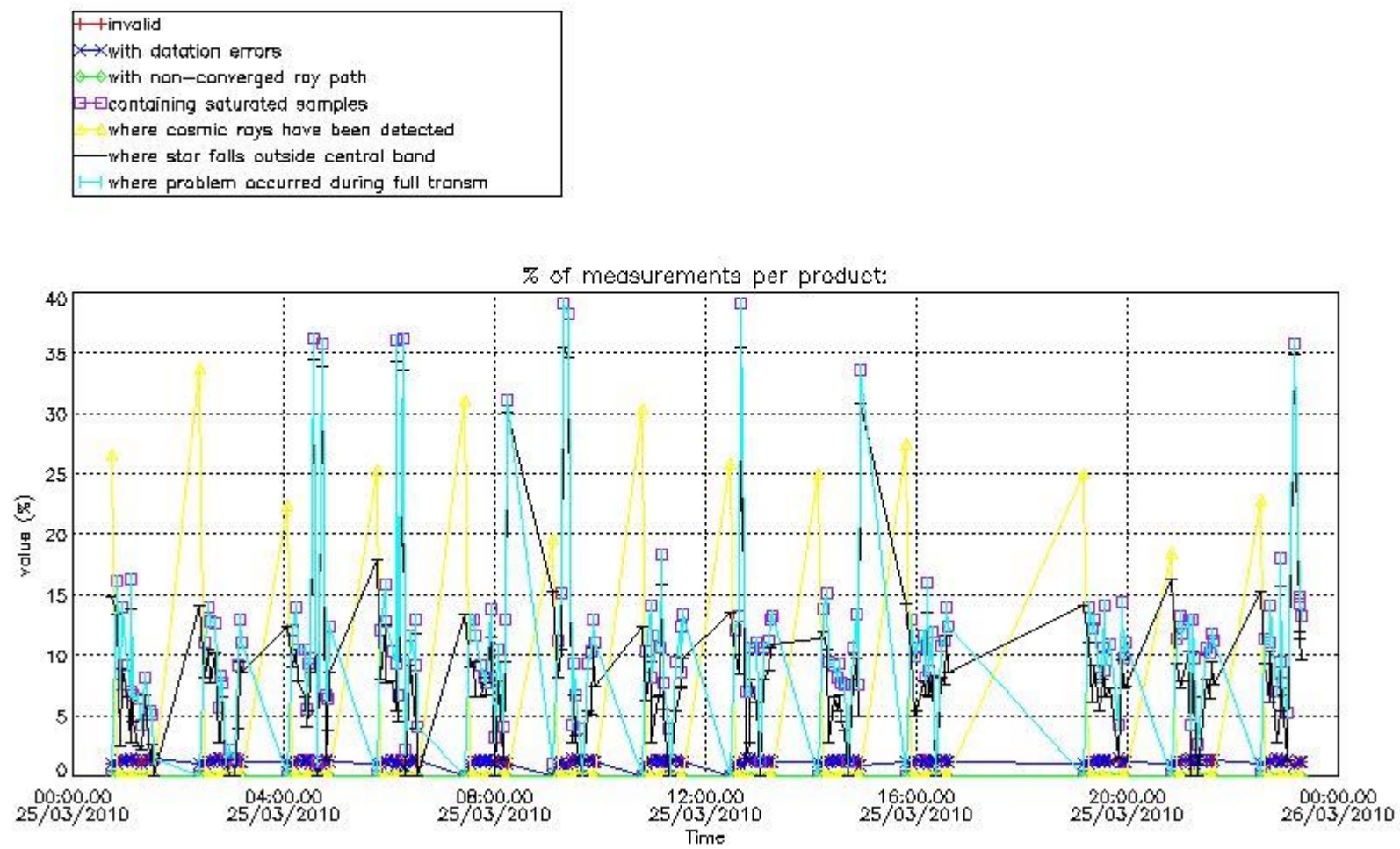
In this section it is plotted some information contained in the Quality Summary data set of the level 2 products that comes from the level 1b processing. Products without errors (error flag in the MPH set to "0") are used.

4.1 Plot quality information per product (time dependant) coming from level 1b processing

4.1.1 Plot level 1 quality information per product (time dependant): ENVISAT ASCENDING passes



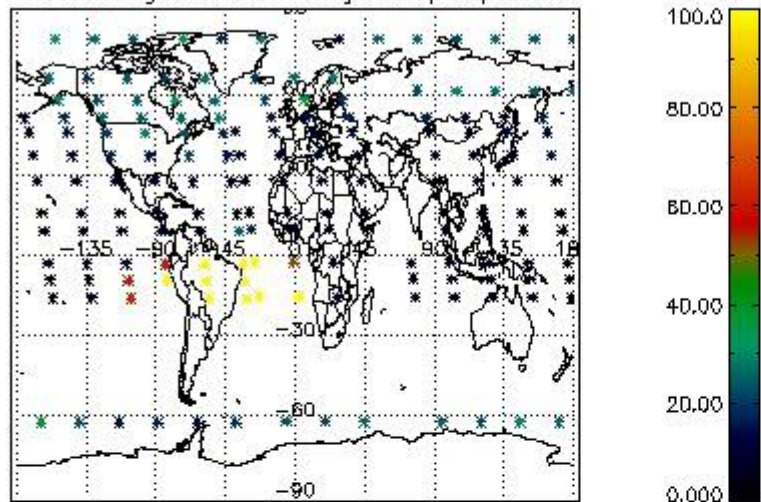
4.1.2 Plot level 1 quality information per product (time dependant): ENVI SAT DESCENDING passes



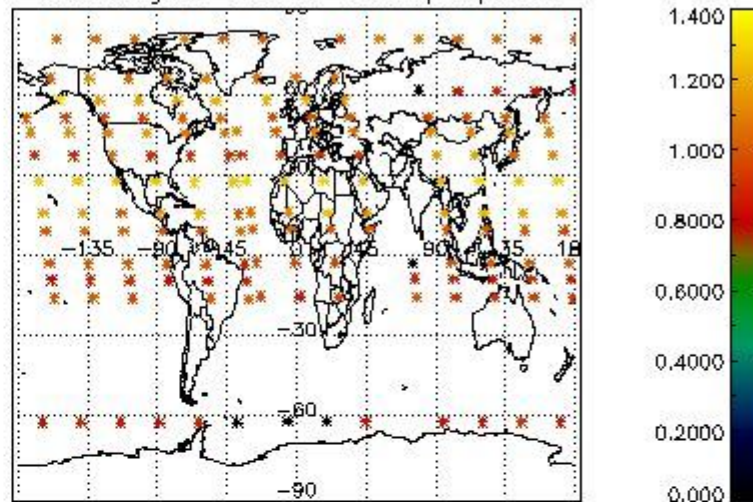
4.2 Plot quality information per product coming from level 1b processing (world map)

4.2.1 Plot level 1 quality information per product (world map): ENVISAT ASCENDING passes

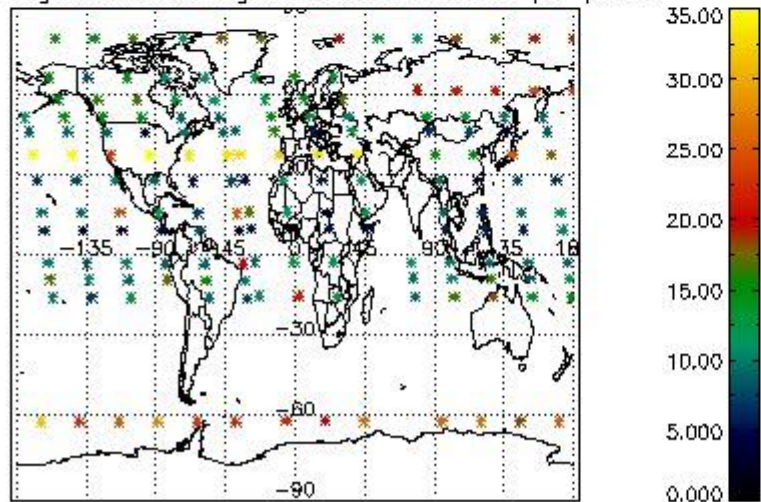
Percentage of cosmic ray hits per profile



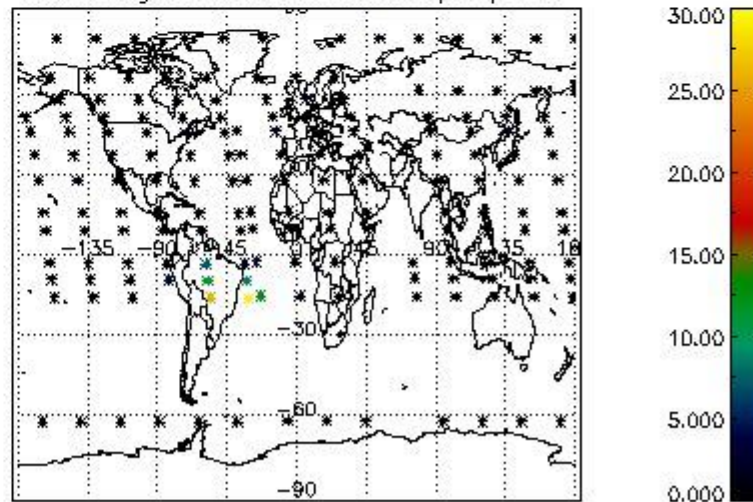
Percentage of datation errors per profile



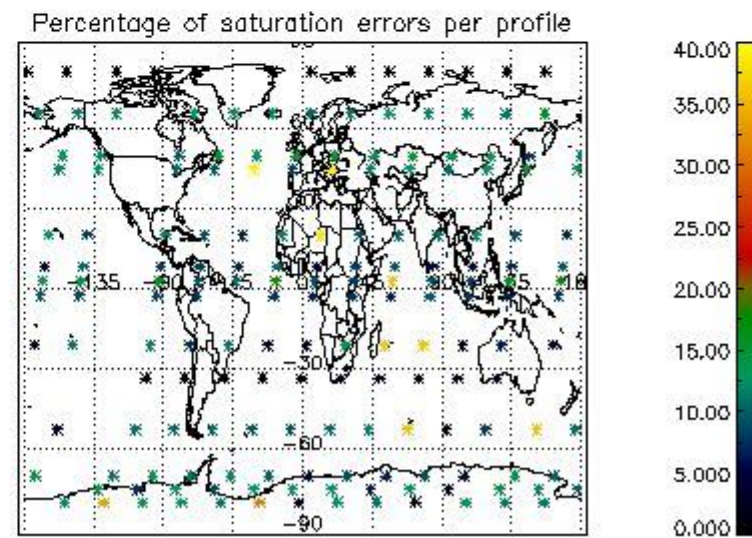
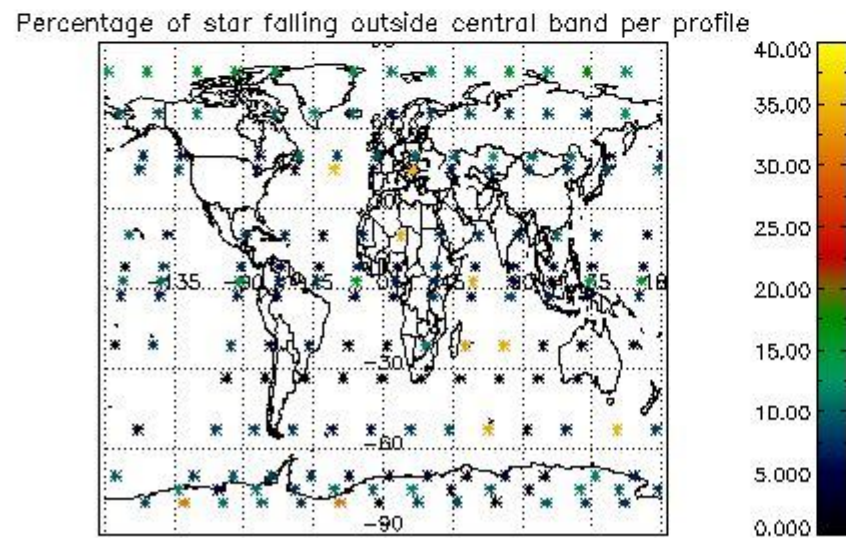
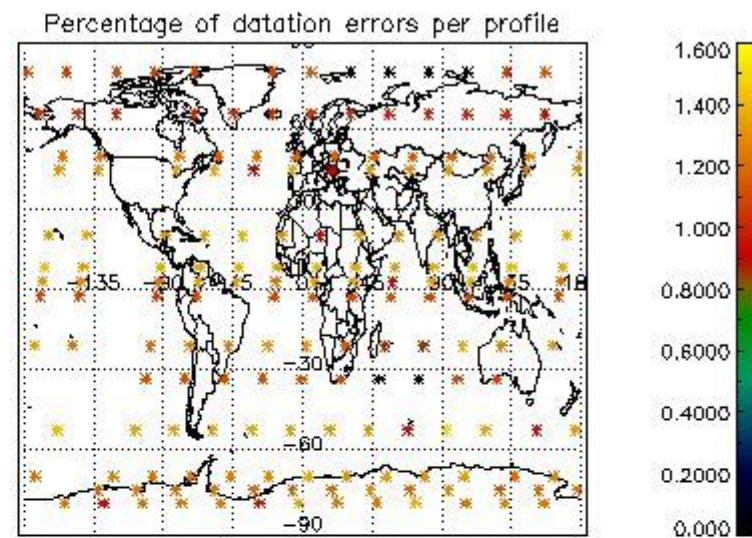
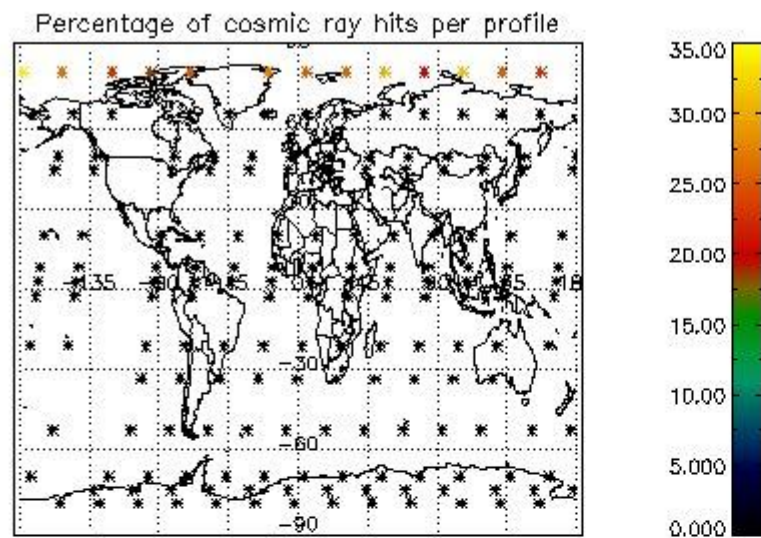
Percentage of star falling outside central band per profile



Percentage of saturation errors per profile



4.2.2 Plot level 1 quality information per product (world map): ENVISAT DESCENDING passes



5. Trace gas profiles

5.1 Ozone statistics based on quality of products

The final quality of the products can be "measured" using the STD (Standard Deviation) attached to every point profile. This information is written to the parameter GOM_NL__2P/NL_LOCAL_SPECIES_DENSITY/o3_std of the level 2 products. The table below shows the statistics for given STD ranges.

The statistics are given with respect to the overall valid production:

- Products without fatal errors: GOM_NL__2P/MPH/PRODUCT_ERR=0
- Valid point profile: GOM_NL__2P/NL_LOCAL_SPECIES_DENSITY/pcd(0)=0

The 'Criteria' is applied to valid points of dark limb products:

- Products in dark limb illumination condition: GOM_NL__2P/NL_SUMMARY_QUALITY/obs_ill_cond=0
- Products without fatal errors: GOM_NL__2P/MPH/PRODUCT_ERR=0
- Valid point profile: GOM_NL__2P/NL_LOCAL_SPECIES_DENSITY/pcd(0)=0

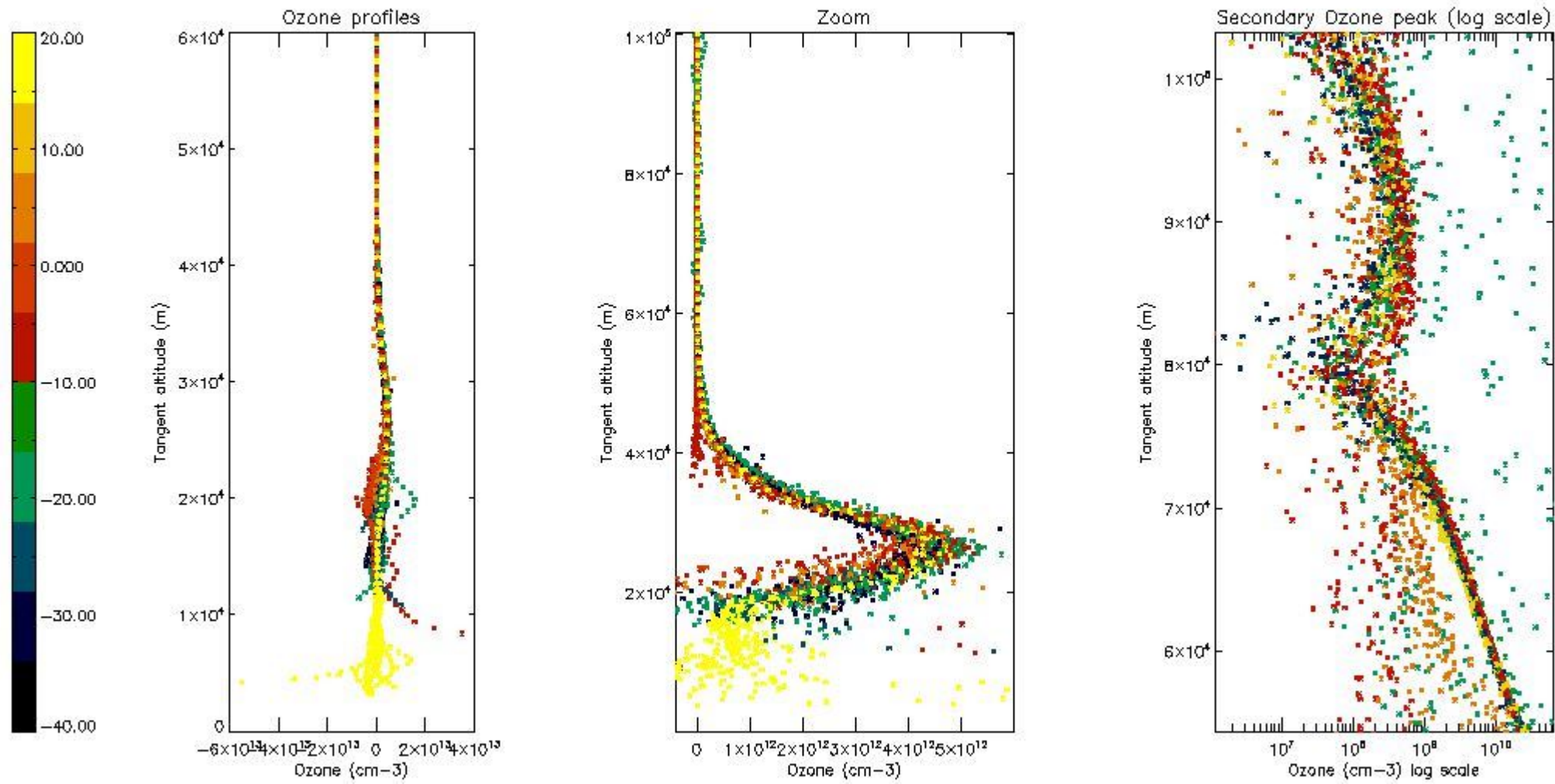
So, the table below shows the percentage of dark limb and valid observations for each criteria with respect to the overall valid daily observations.

Criteria	% of total production
All STD	30
STD < 20	14

STD < 10	11
STD < 5	7

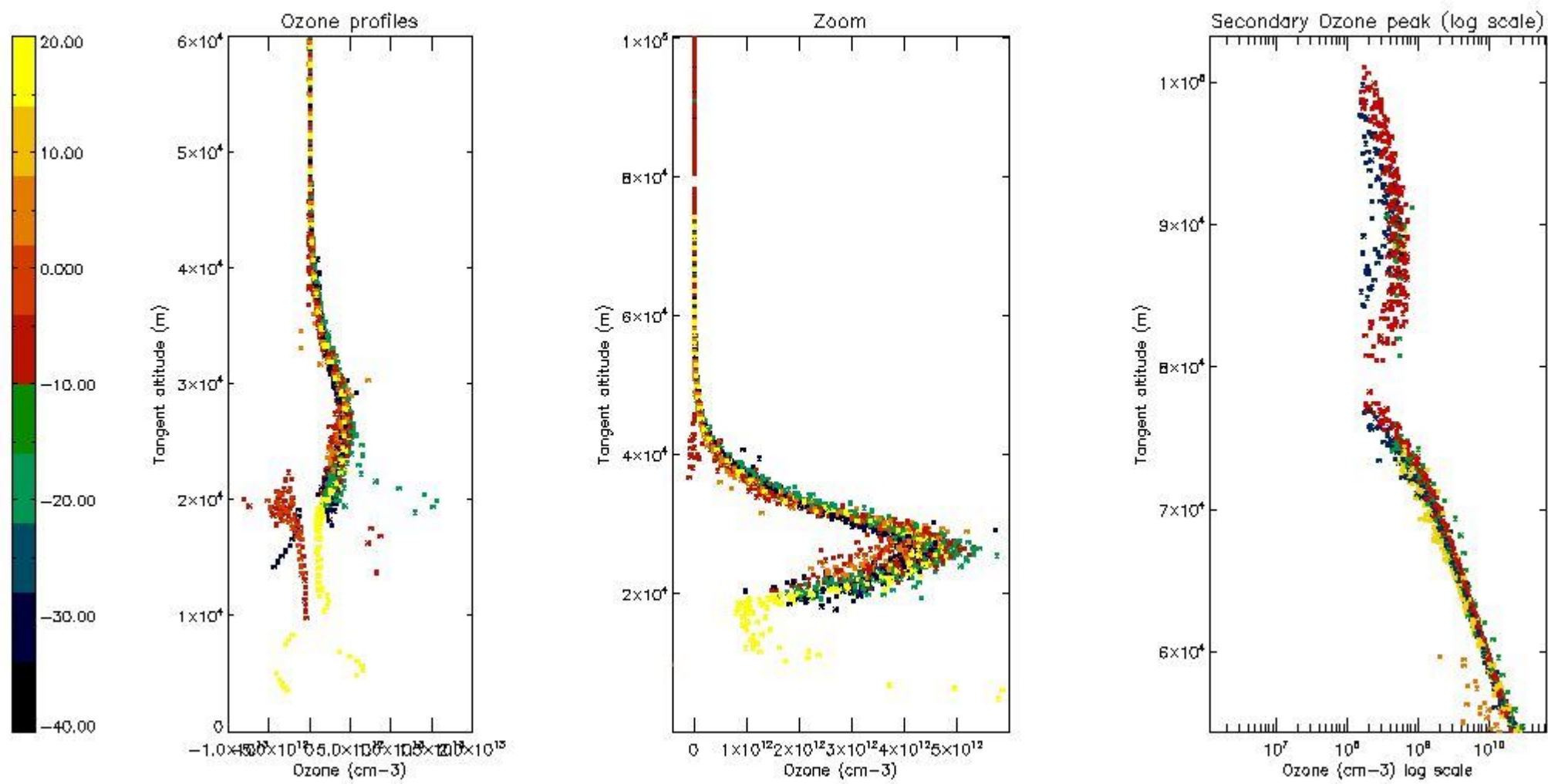
5.2 Plot ozone profiles for all STD (dark without errors)

The colorbar represents the latitude.



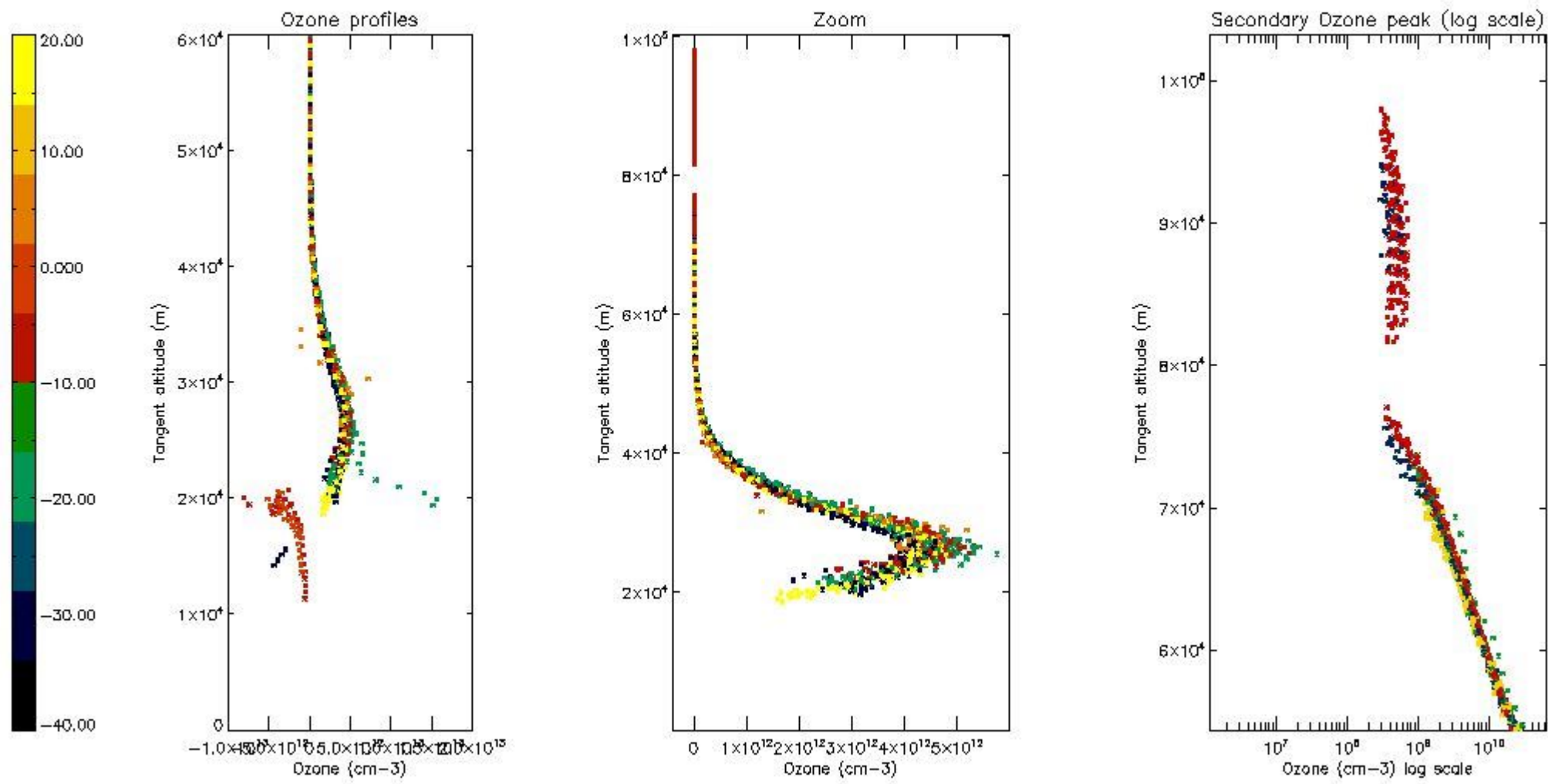
5.3 Plot ozone profiles where STD < 20% (dark without errors)

The colorbar represents the latitude.



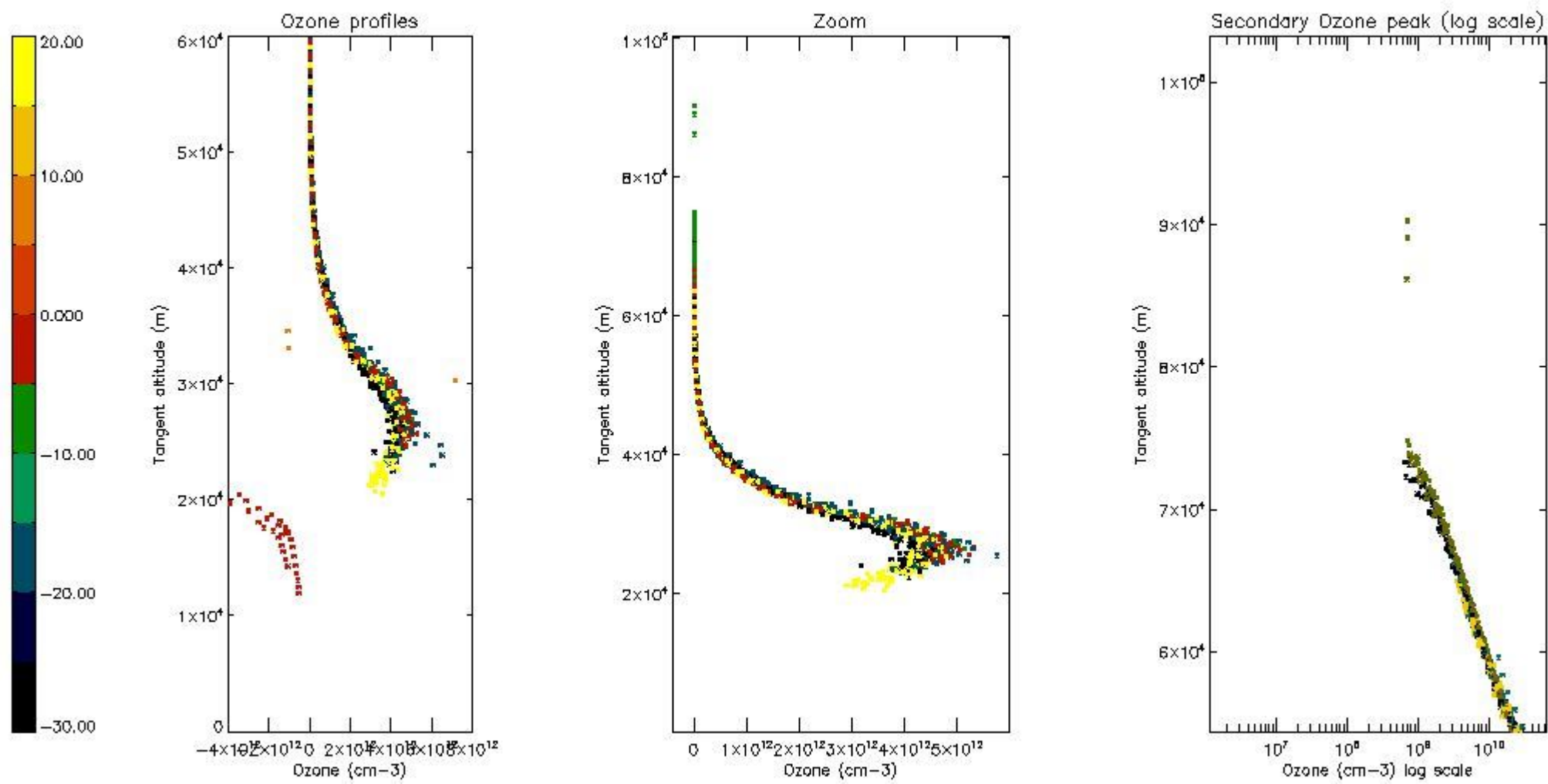
5.4 Plot ozone profiles where STD < 10% (dark without errors)

The colorbar represents the latitude.



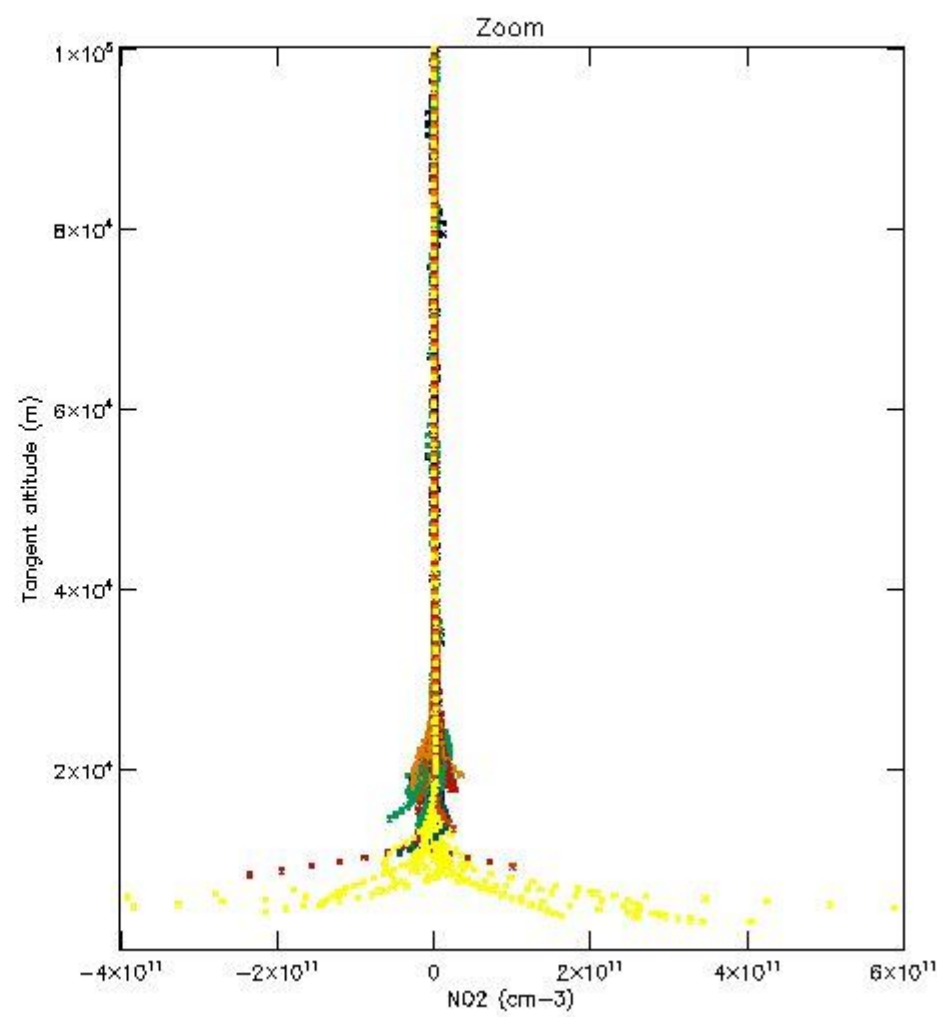
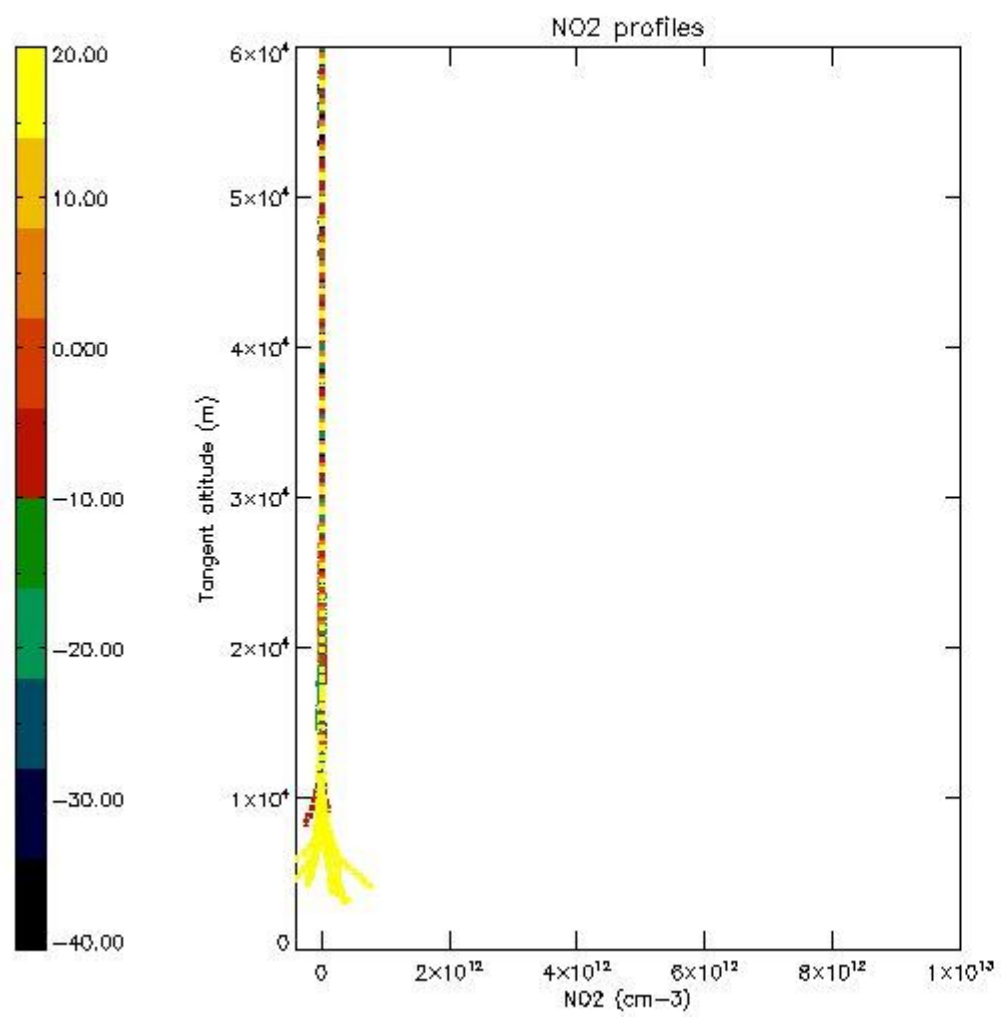
5.5 Plot ozone profiles where STD < 5% (dark without errors)

The colorbar represents the latitude.



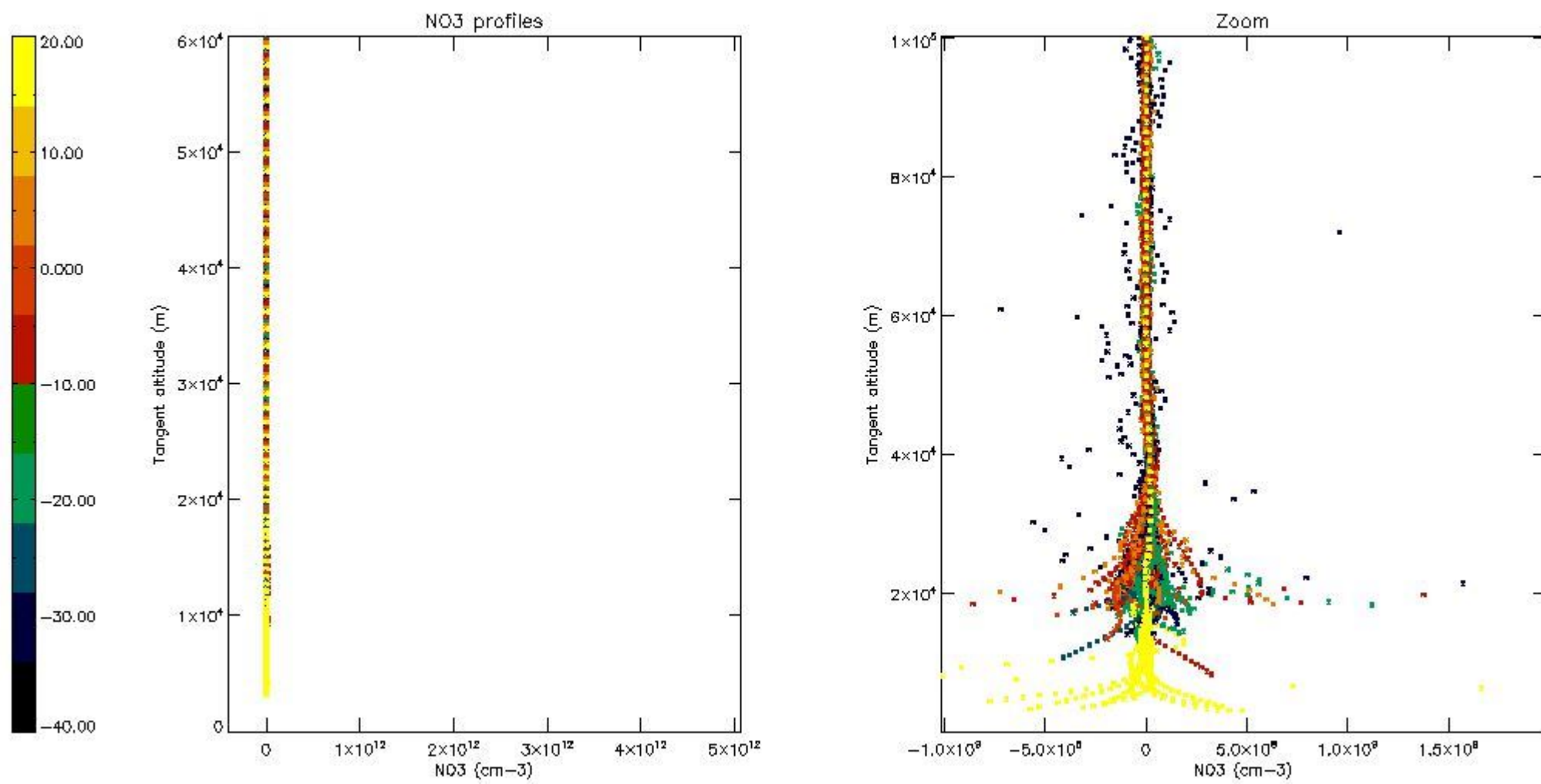
5.6 Plot NO₂ profiles for all STD (dark without errors)

The colorbar represents the latitude.



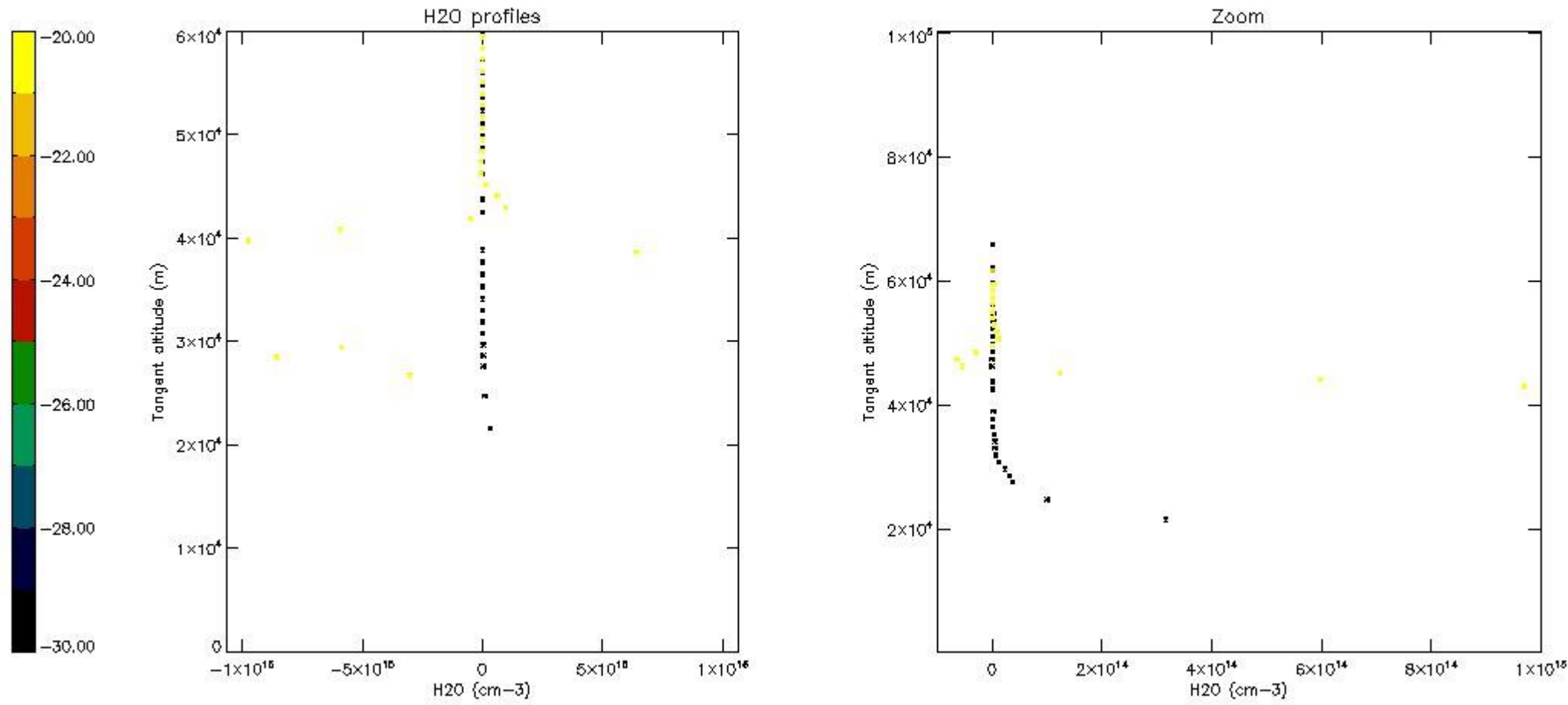
5.7 Plot NO3 profiles for all STD (dark without errors)

The colorbar represents the latitude.



5.8 Plot H₂O profiles for all STD (only for occultations of stars 1,2,3,4,13,14,16,26,63 dark without errors)

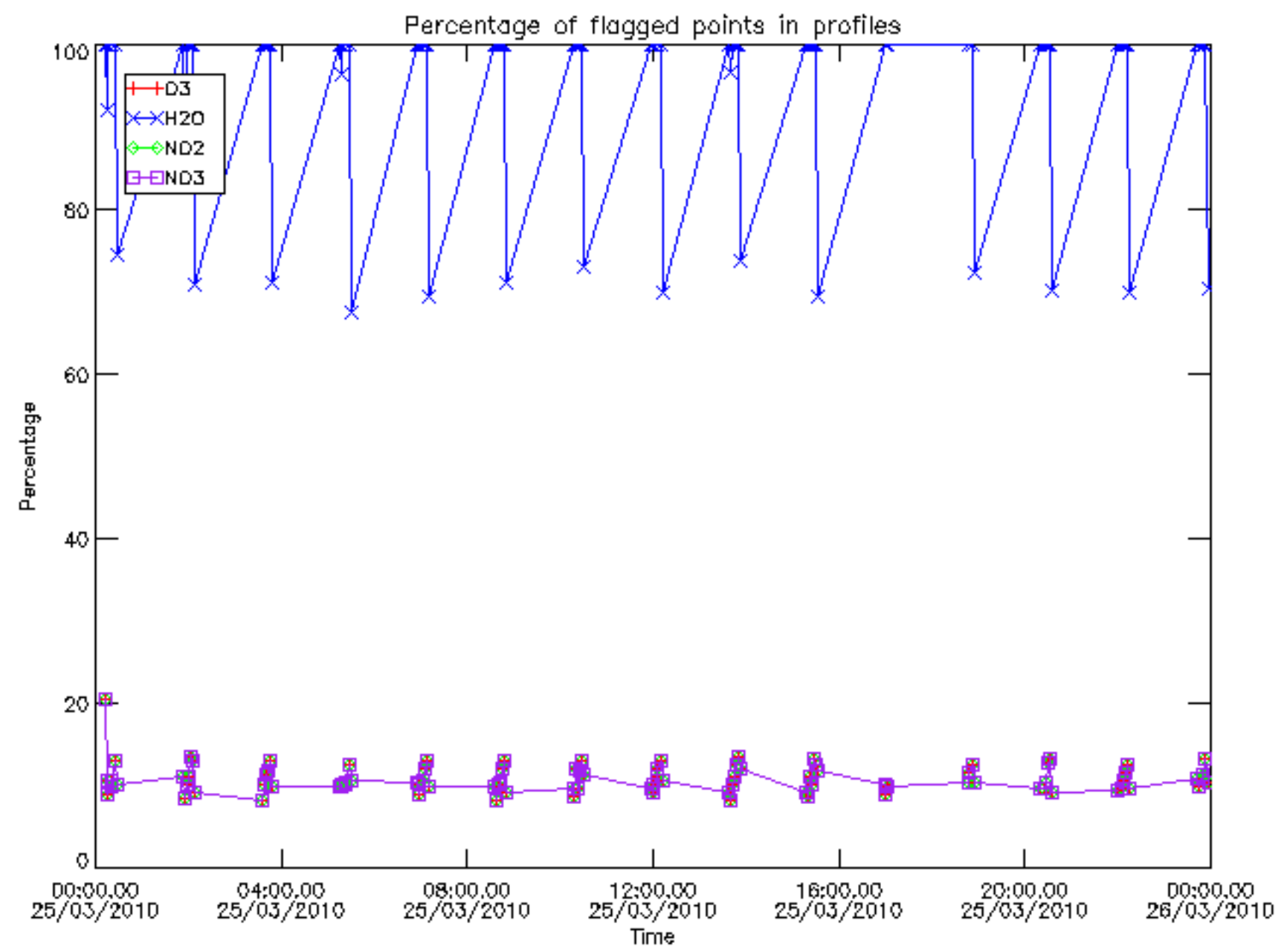
The colorbar represents the latitude.



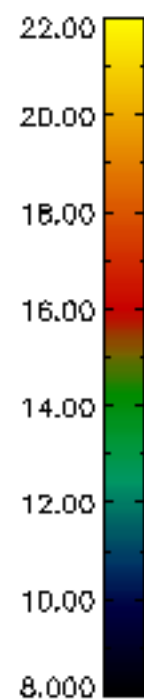
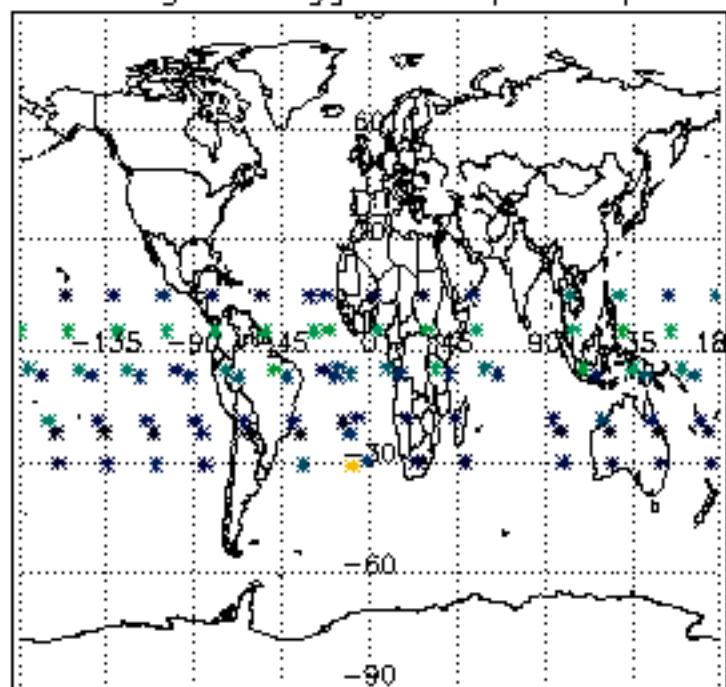
6. Auxiliary Data Files used for the production reported in section 2

The number reported in the third column indicates since which file (see list in section 2) the corresponding auxiliary file has been used. The fourth column is the date of those product files.

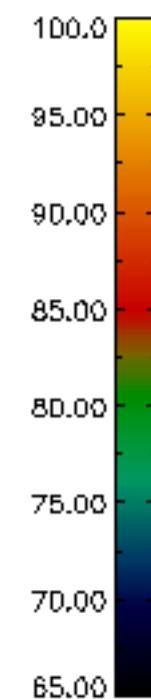
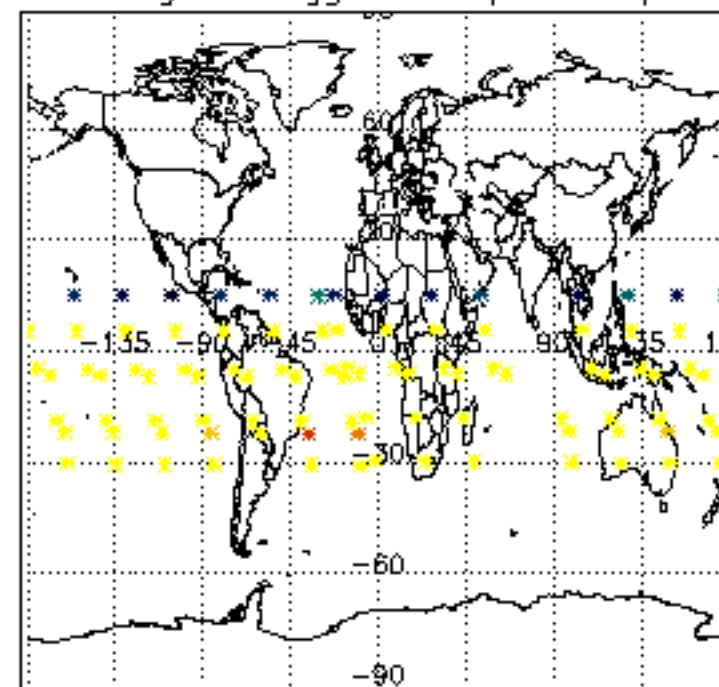
Type	Auxiliary Filename	Used since product	Used since product date
INST_PHYS_CHARACTERISTICS	GOM_INS_AXVIEC20091111_143220_20030716_120000_20500101_000000	1	25-MAR-2010 00:12:46
LEVEL-2_PROC_CONFIG	GOM_PR2_AXVIEC20091111_152718_20020301_000000_20500101_000000	1	25-MAR-2010 00:12:46
CROSS_SECTIONS_FILE	GOM_CRS_AXVIEC20091111_154832_20020301_000000_20500101_000000	1	25-MAR-2010 00:12:46



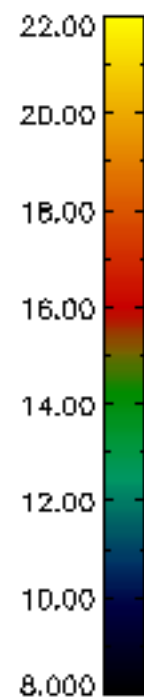
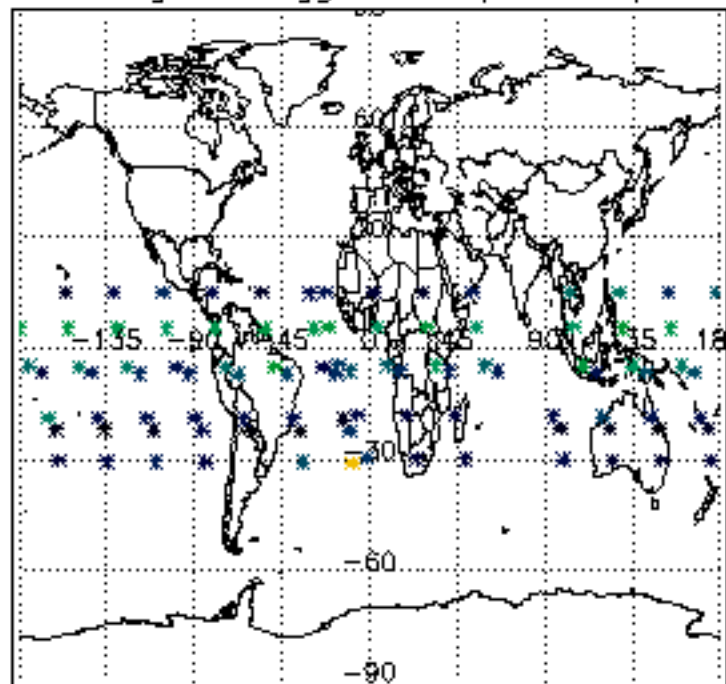
Percentage of flagged data per D3 profile



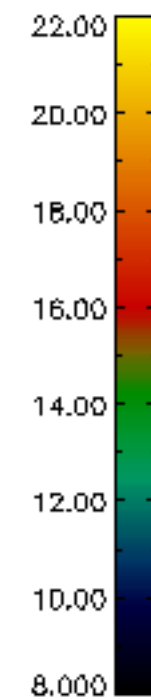
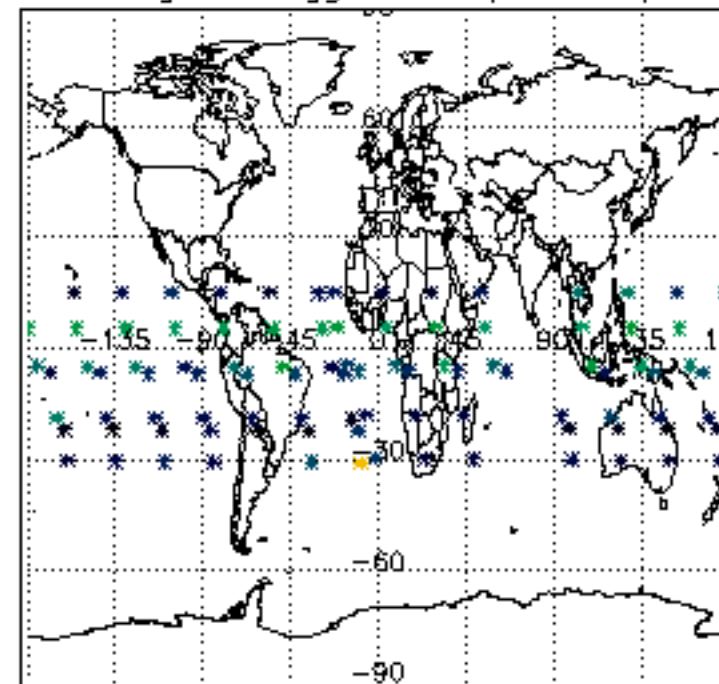
Percentage of flagged data per H2O profile

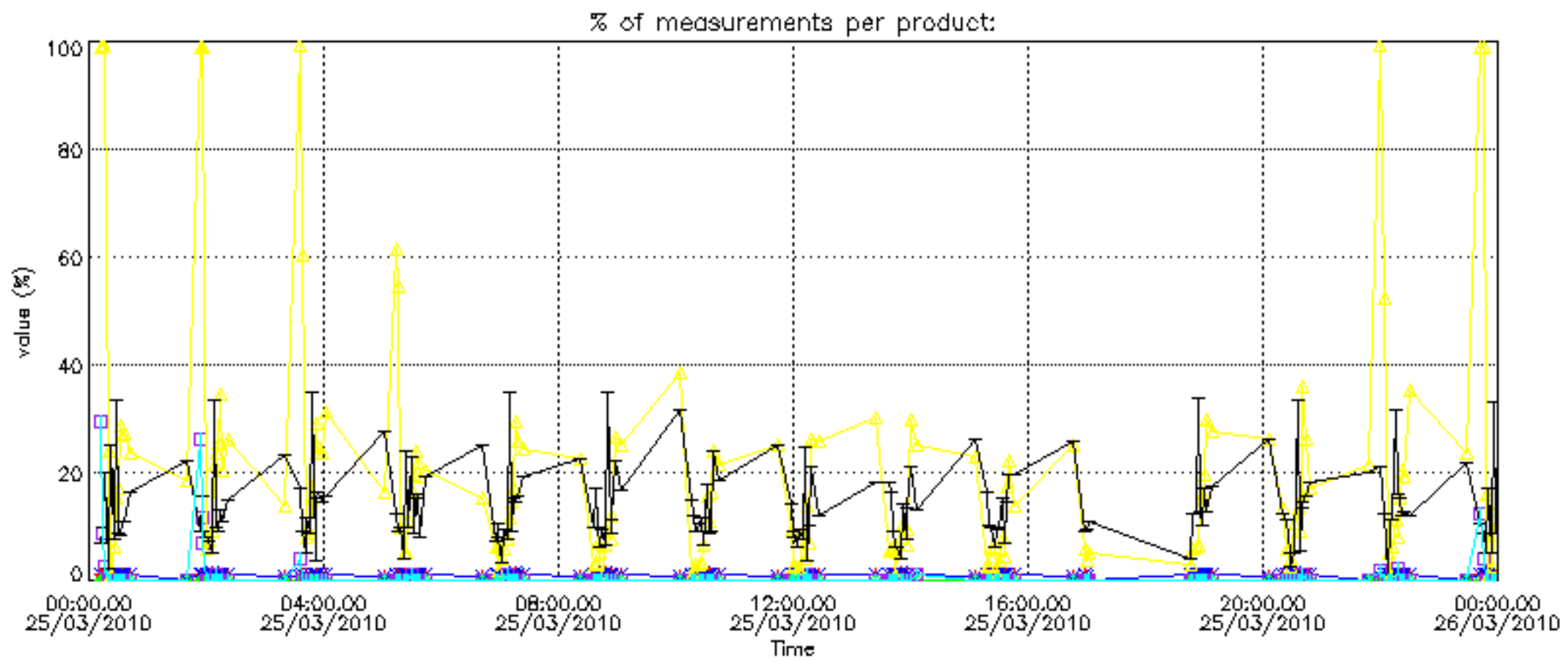


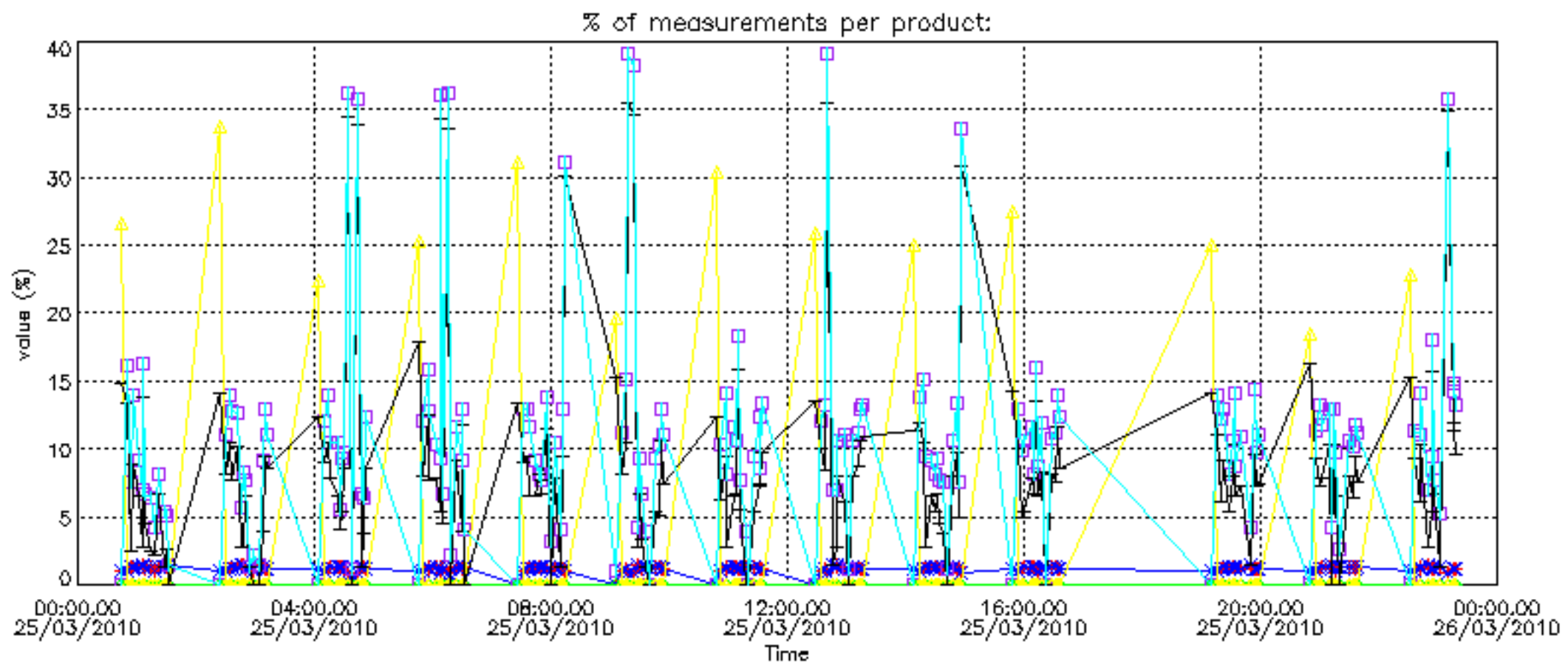
Percentage of flagged data per NO2 profile



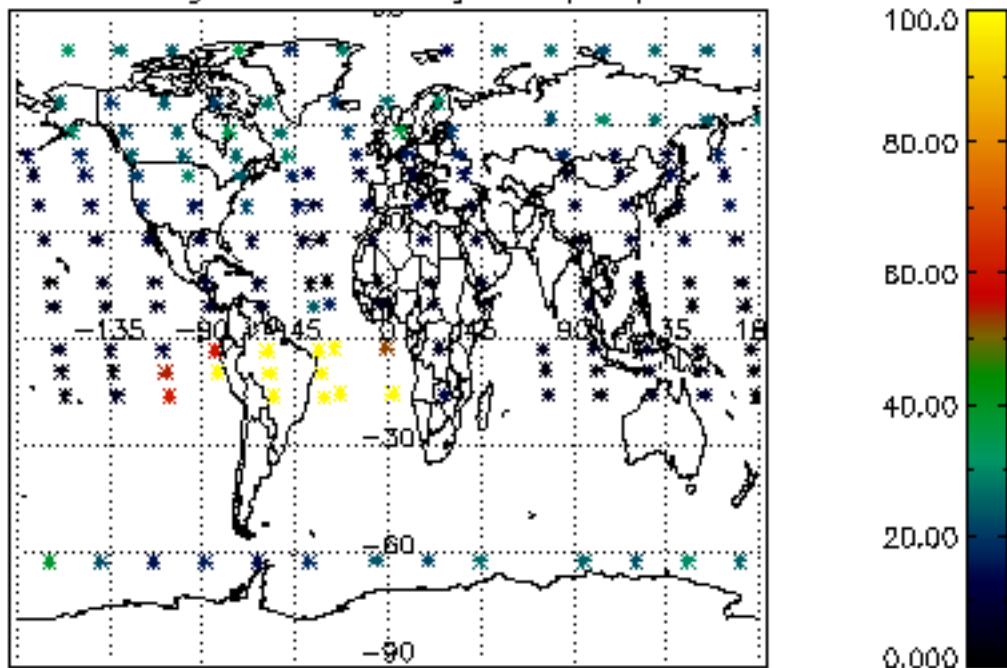
Percentage of flagged data per NO3 profile



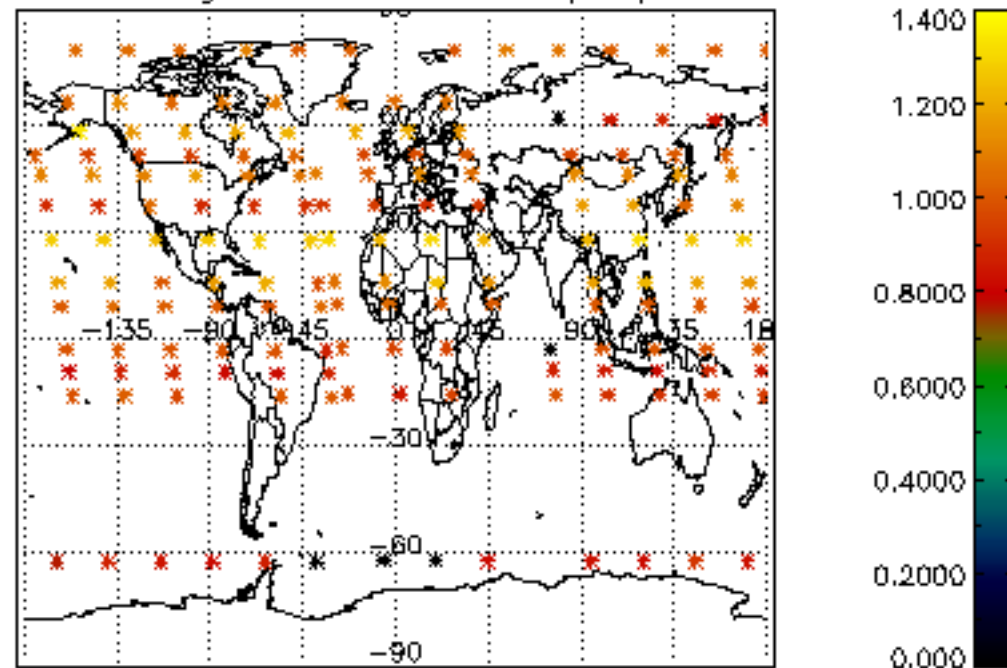




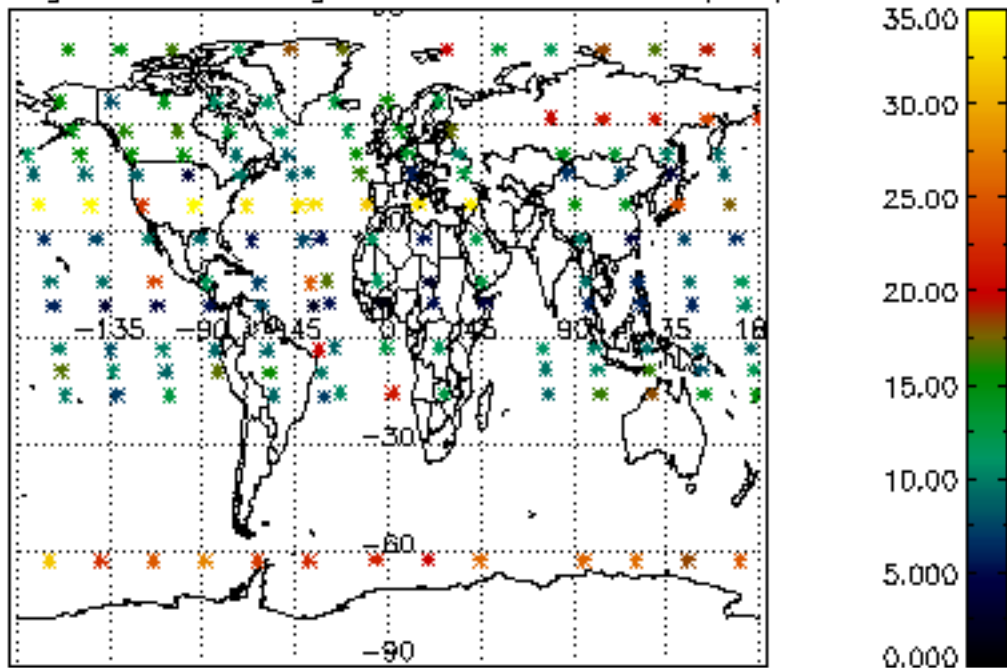
Percentage of cosmic ray hits per profile



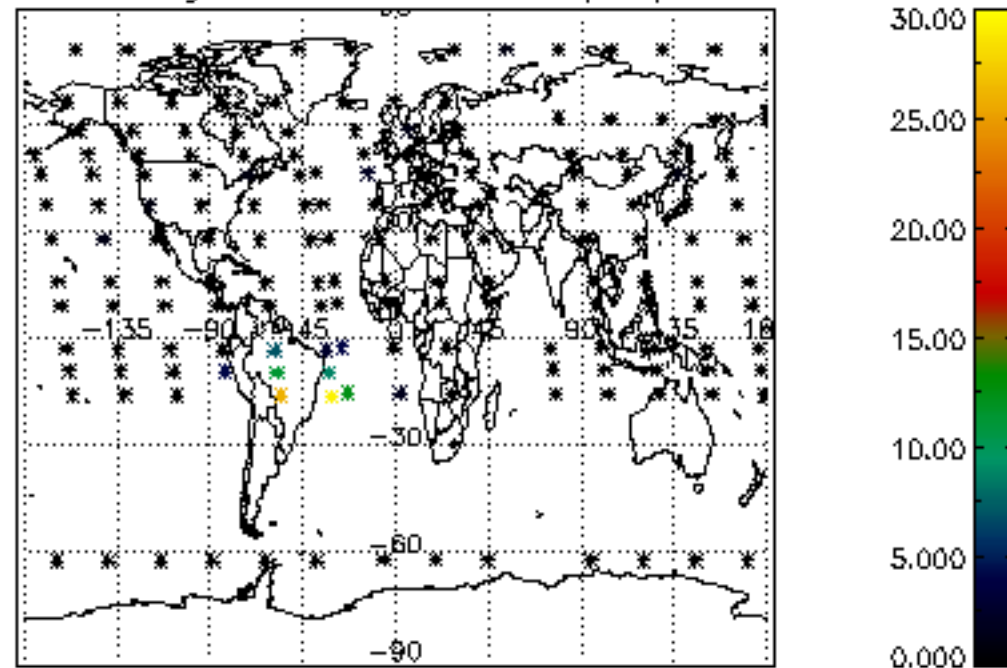
Percentage of datation errors per profile



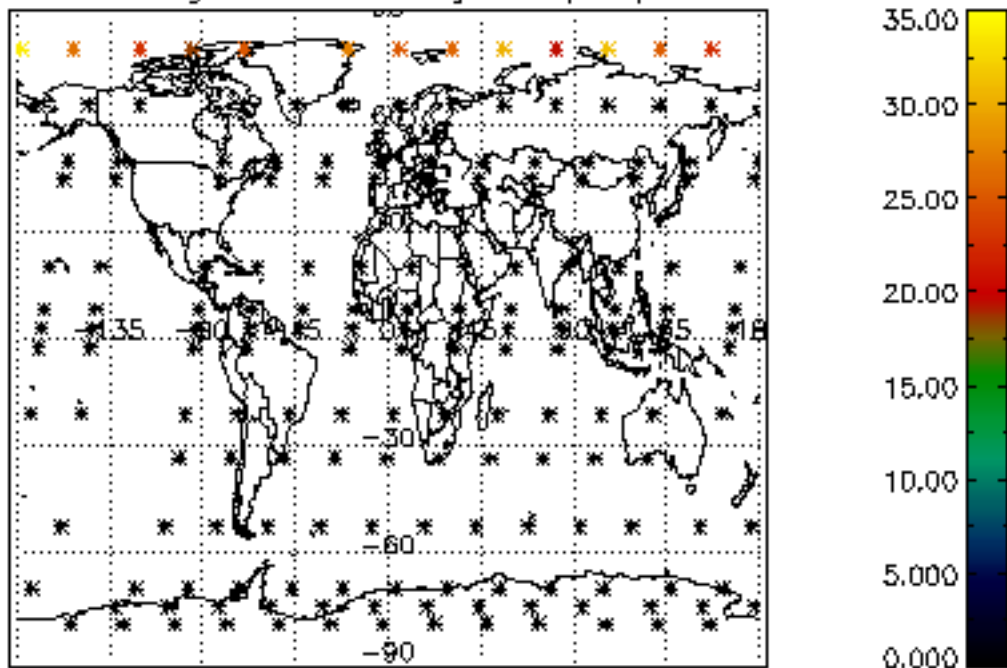
Percentage of star falling outside central band per profile



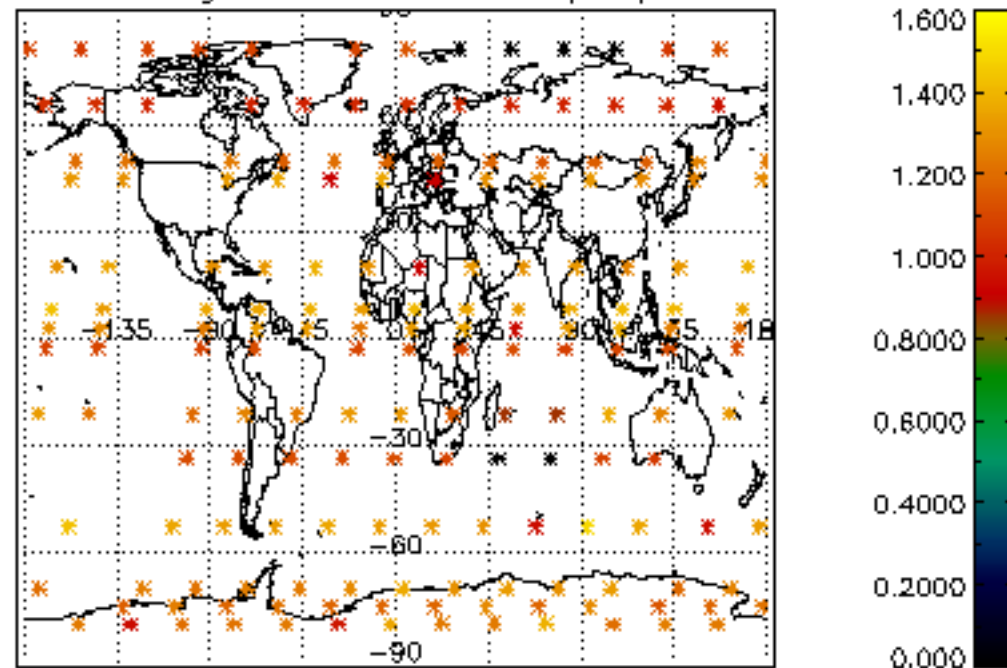
Percentage of saturation errors per profile



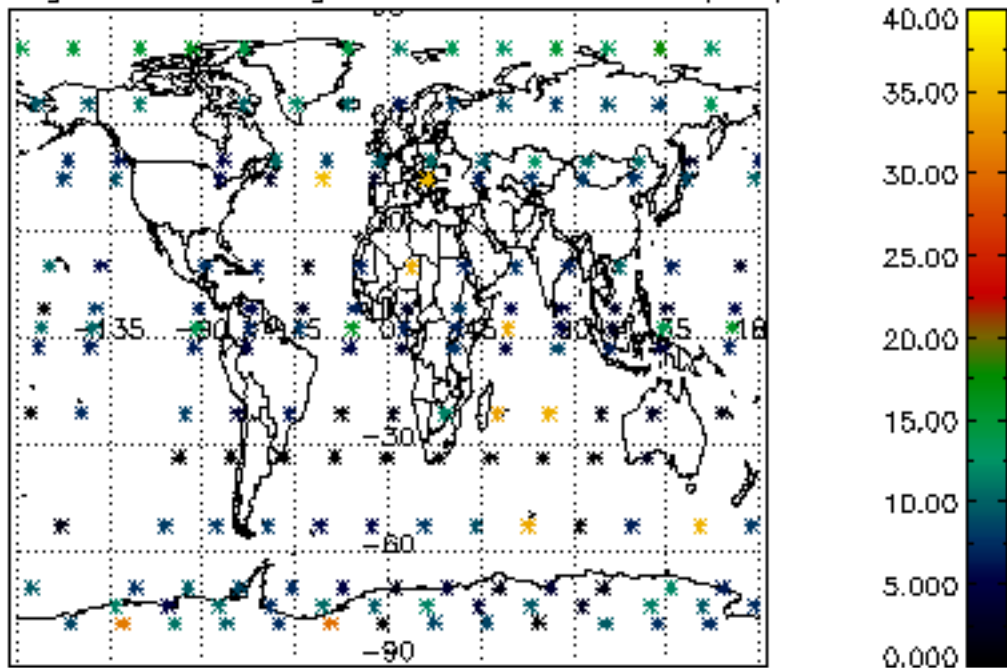
Percentage of cosmic ray hits per profile



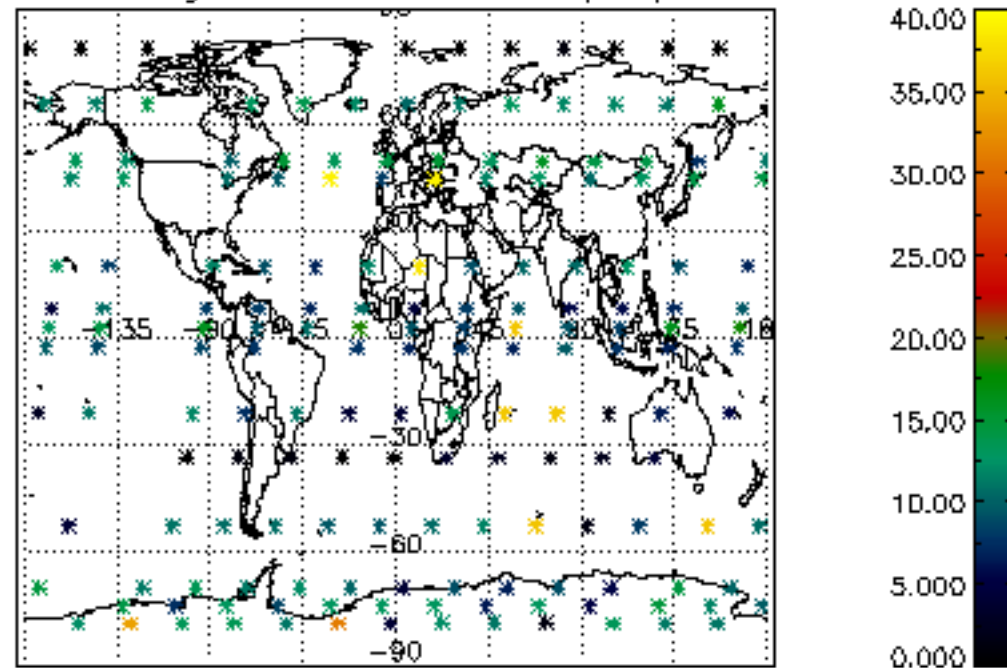
Percentage of datation errors per profile

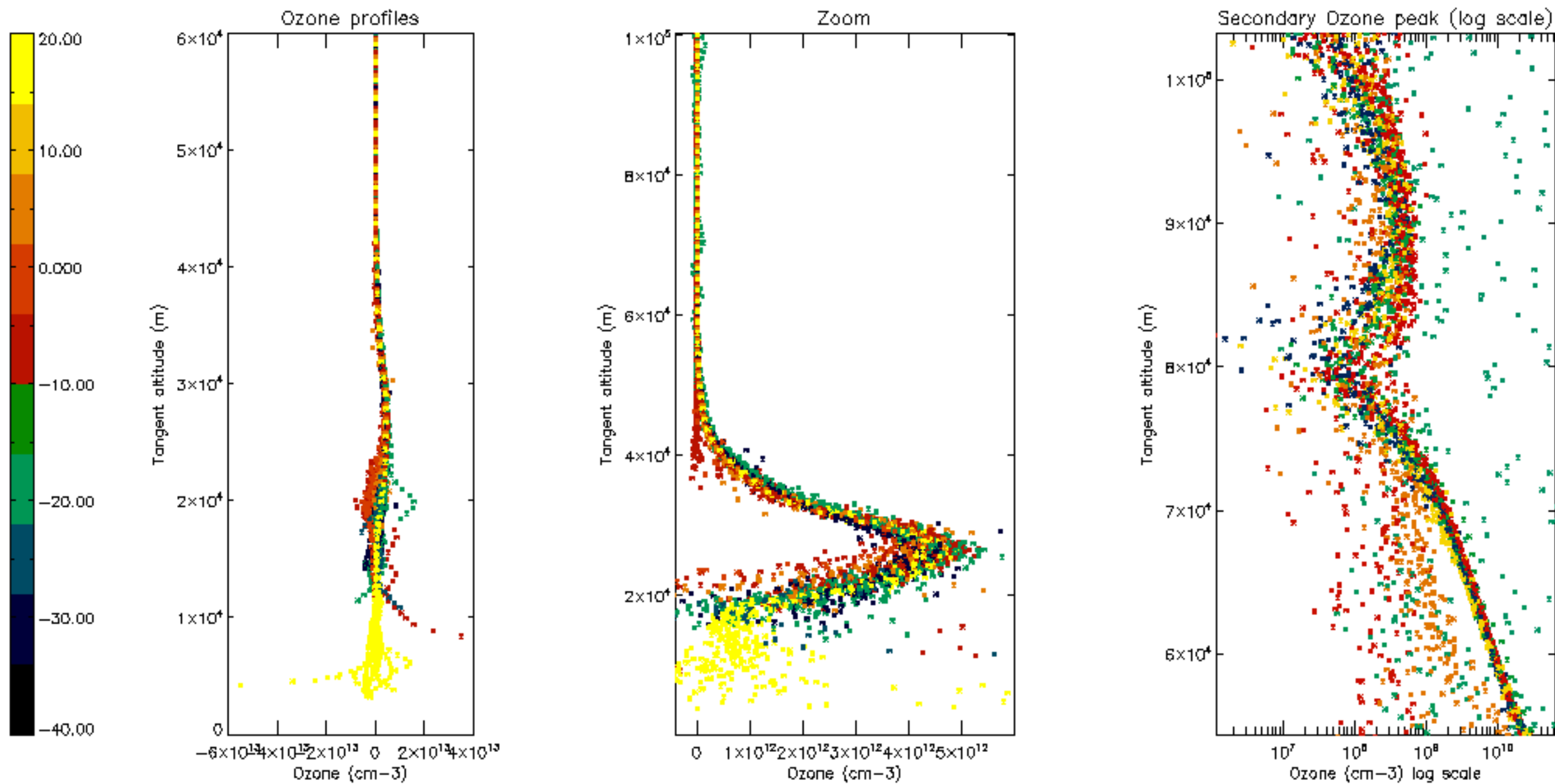


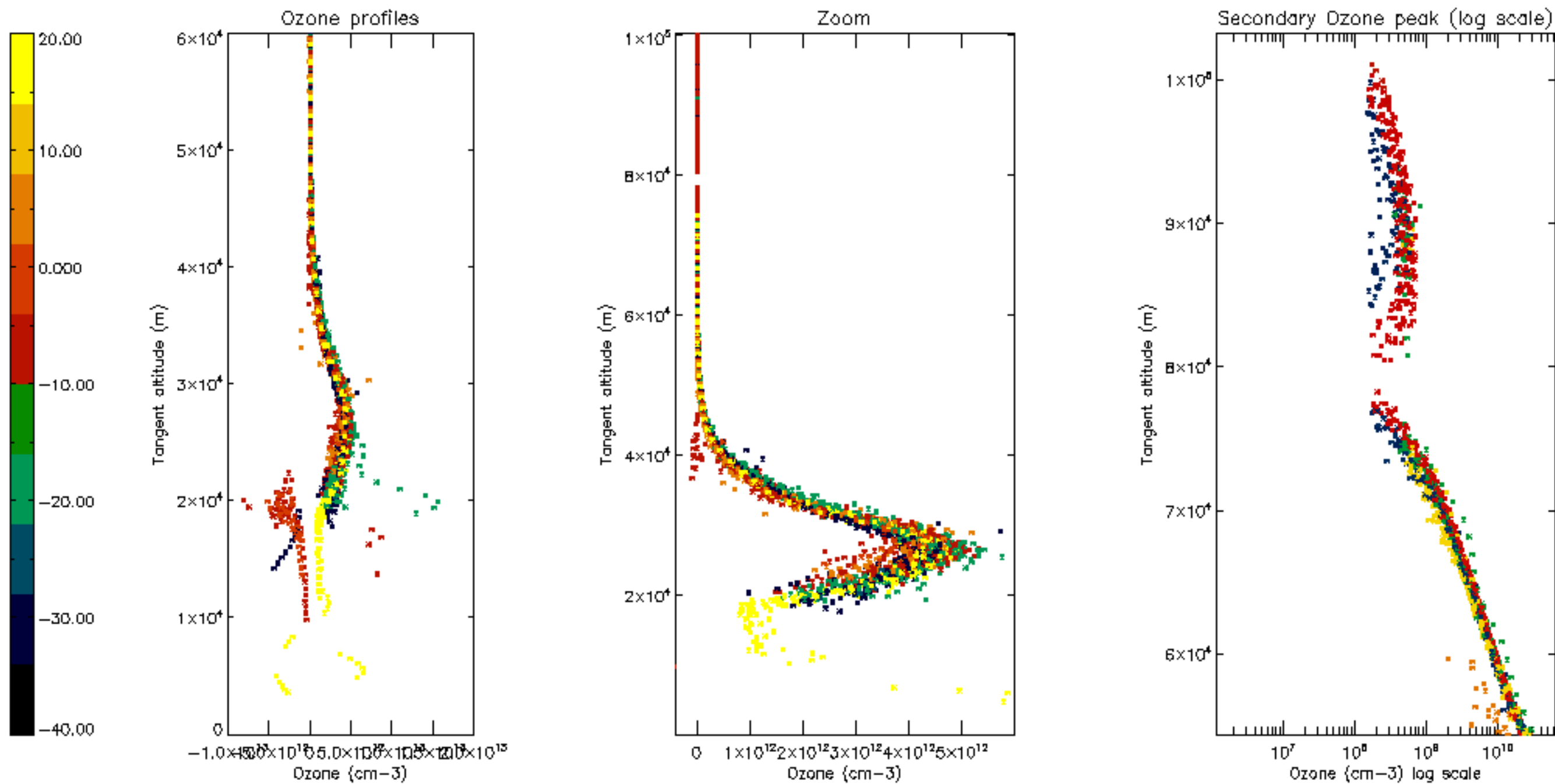
Percentage of star falling outside central band per profile

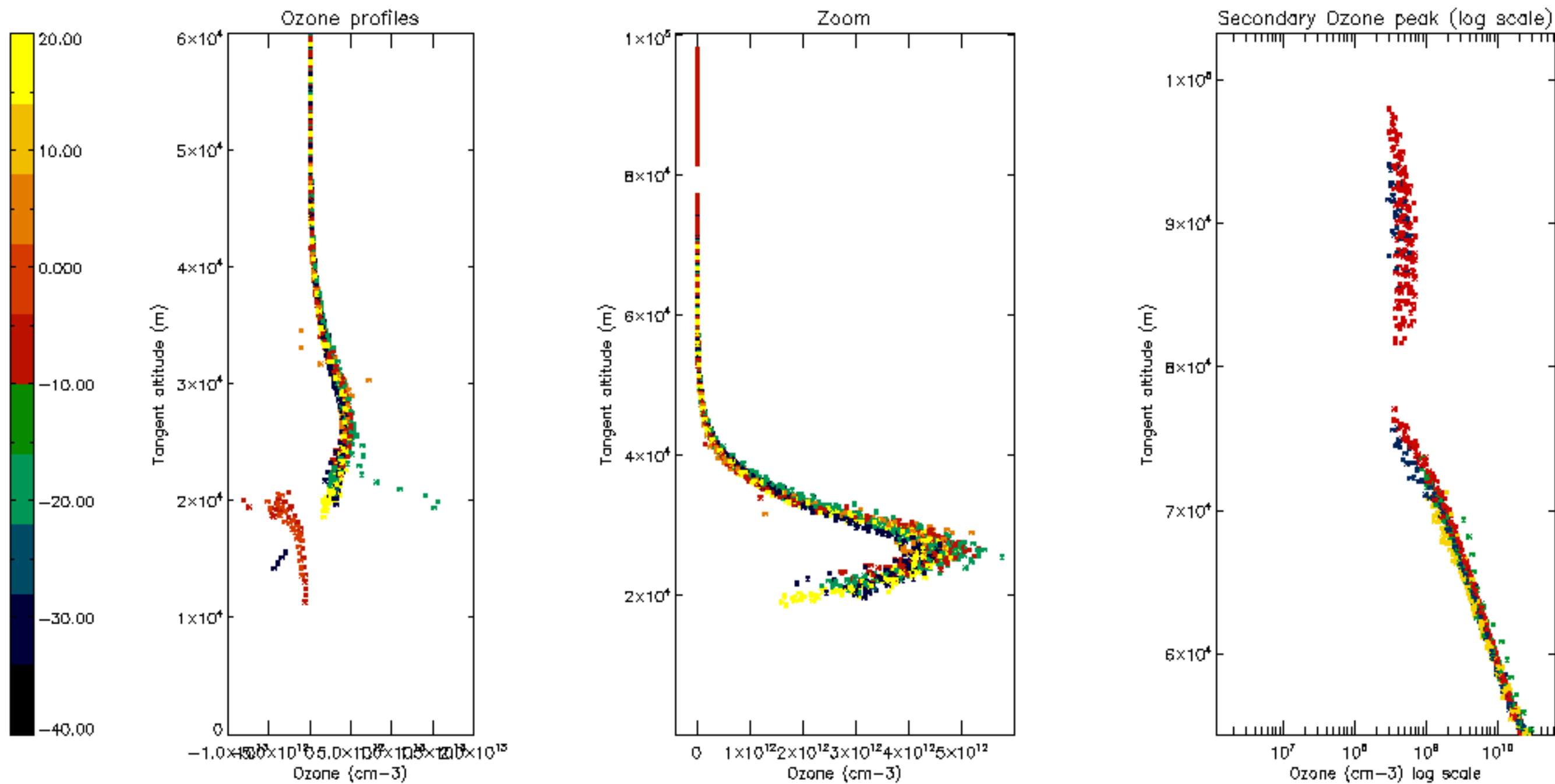


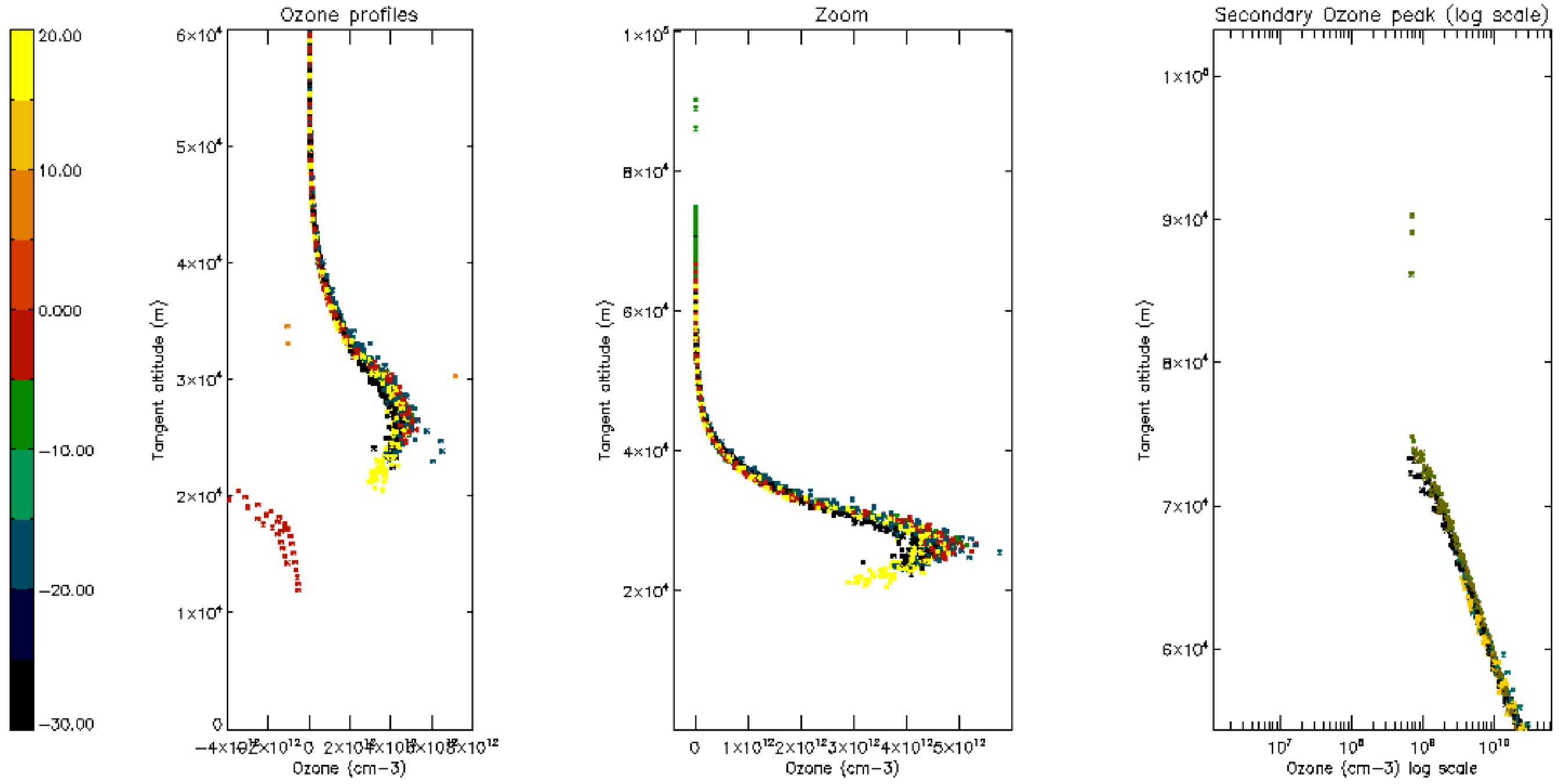
Percentage of saturation errors per profile

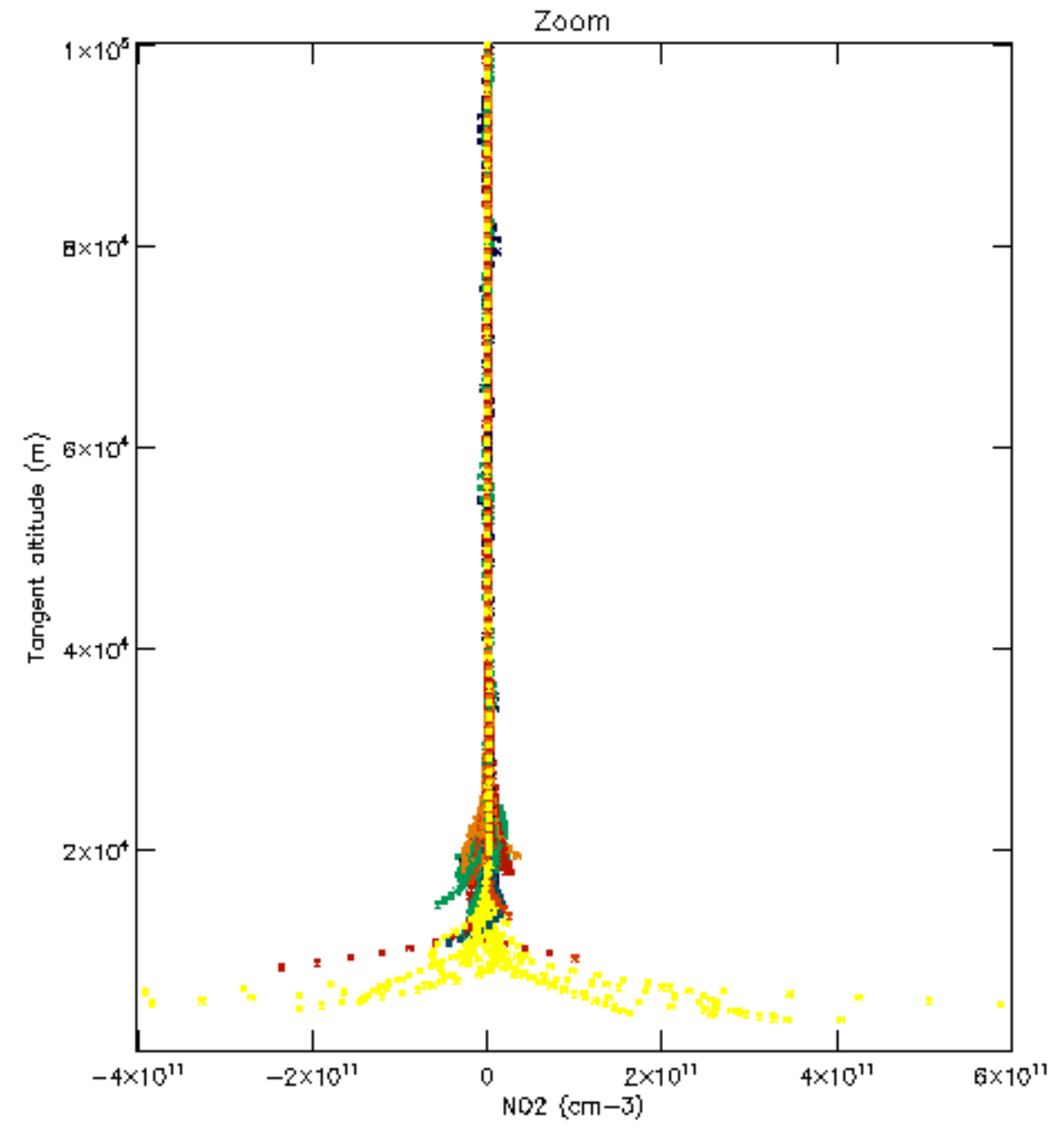
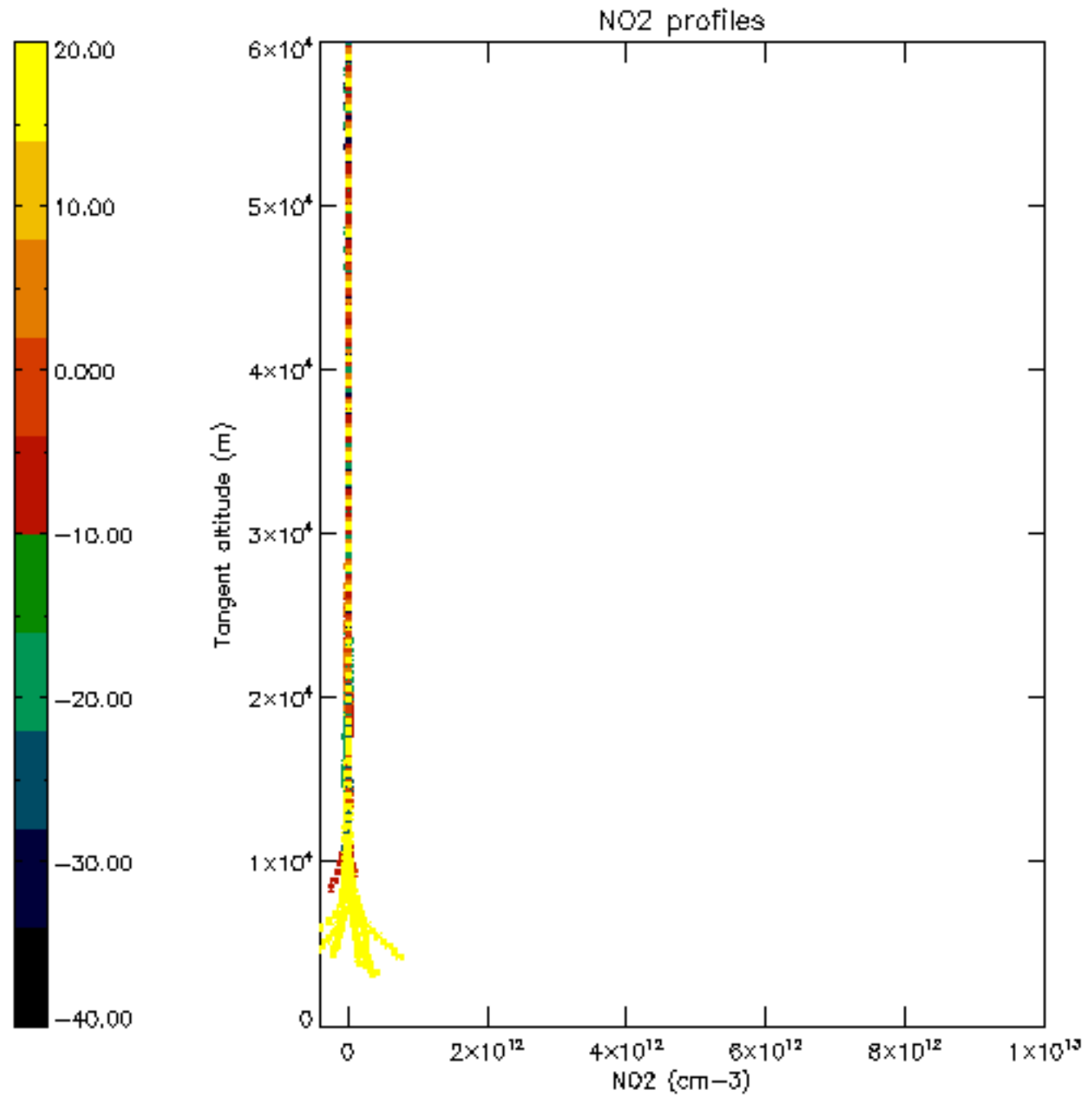


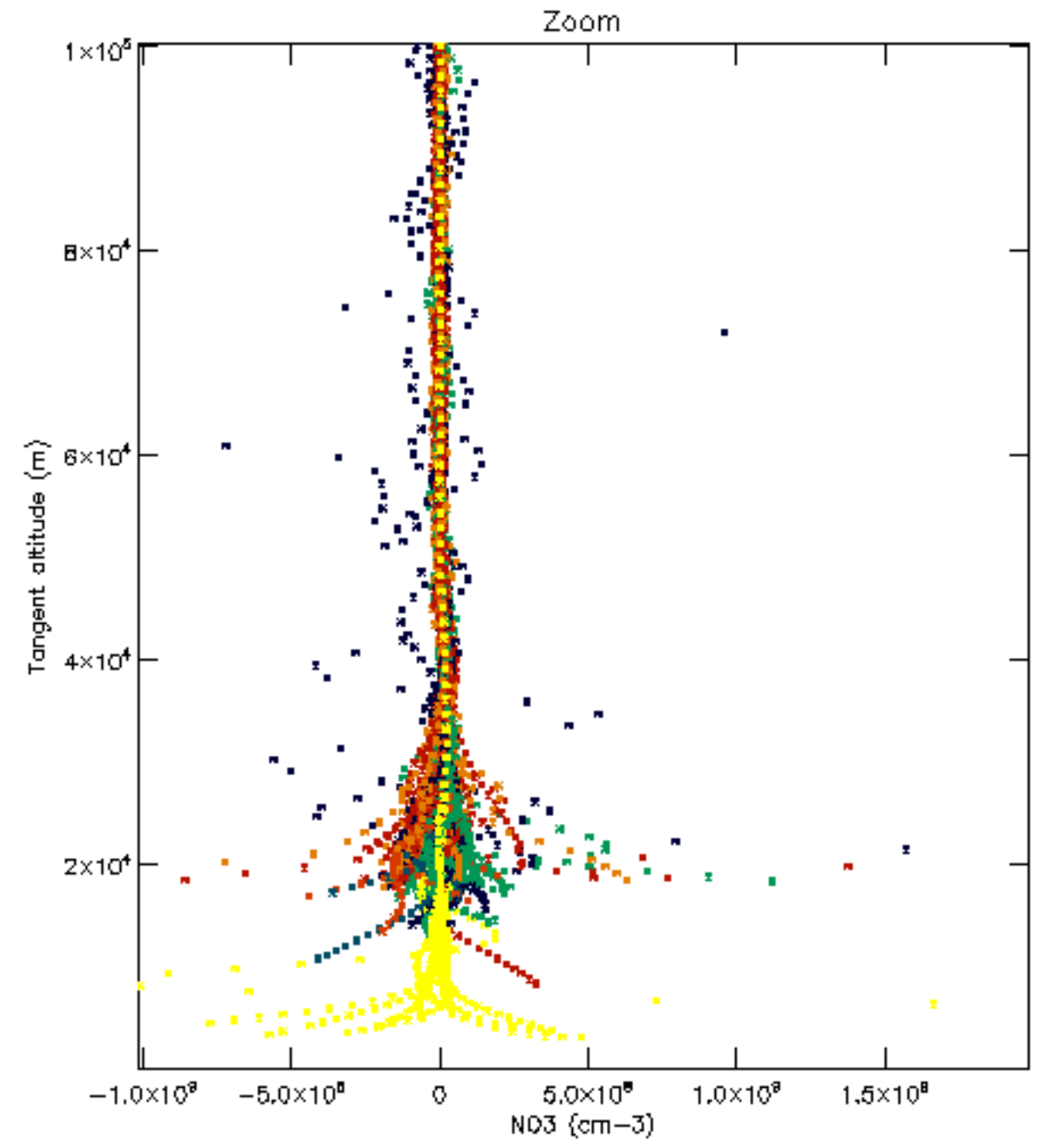
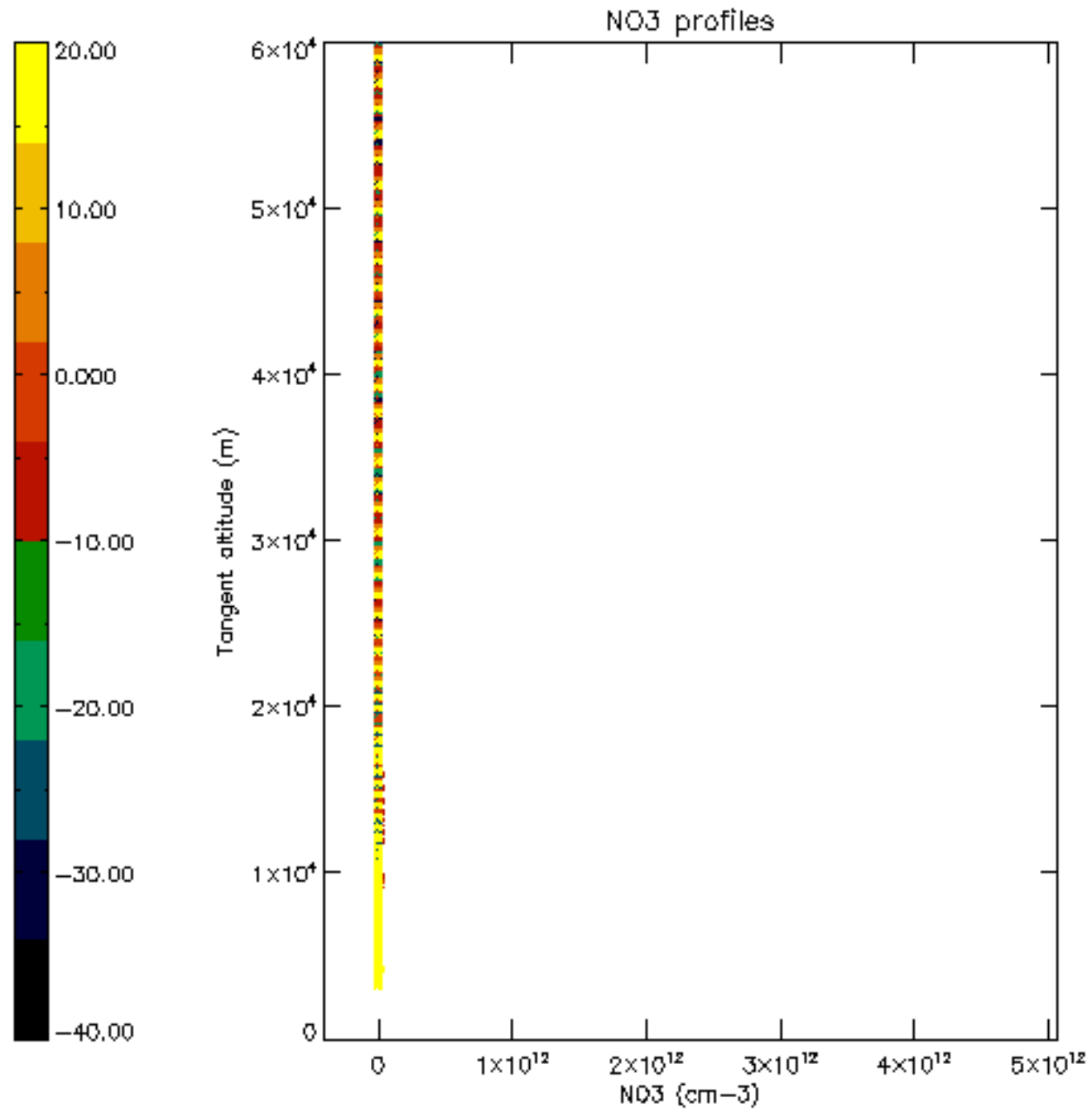


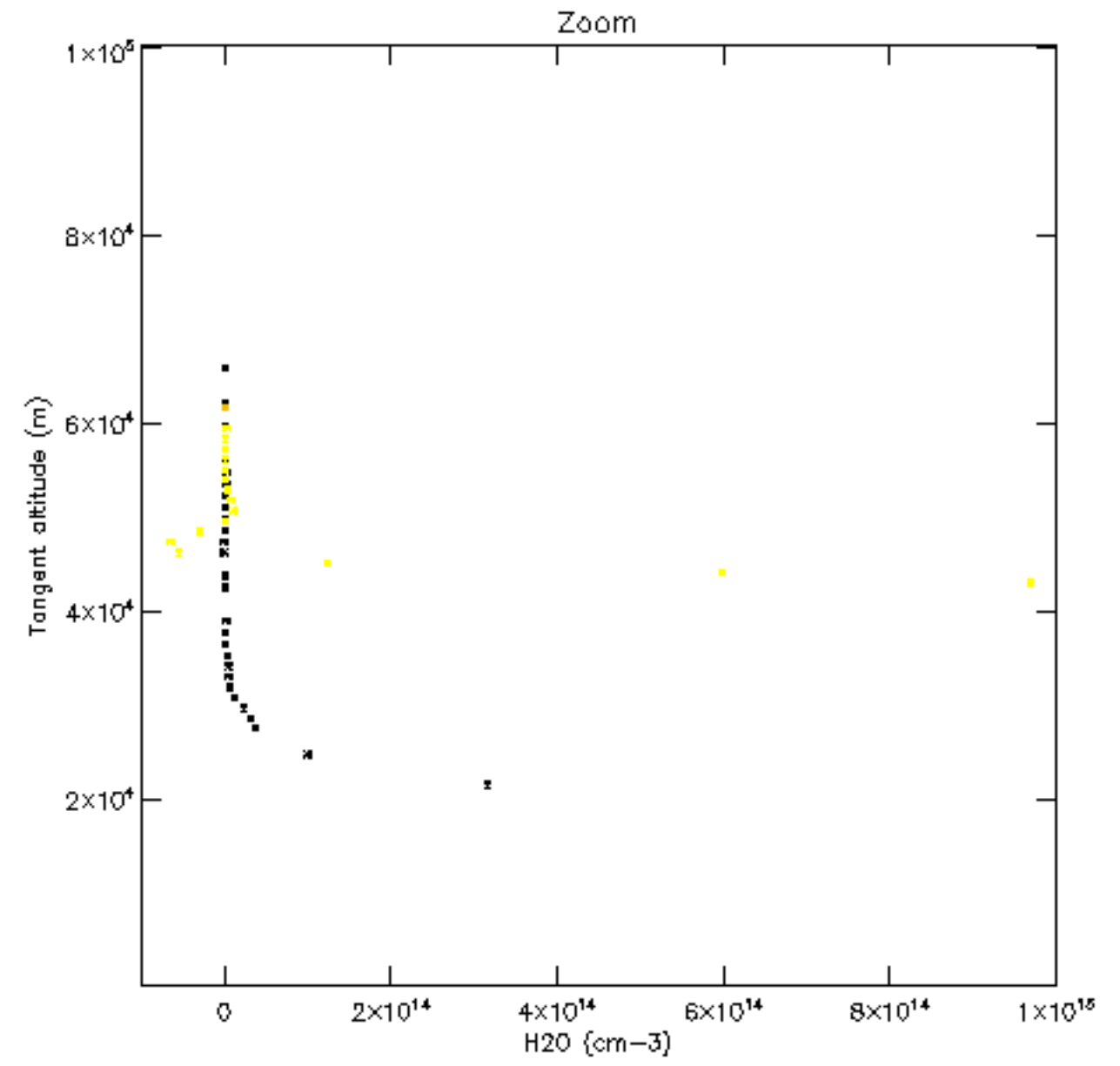
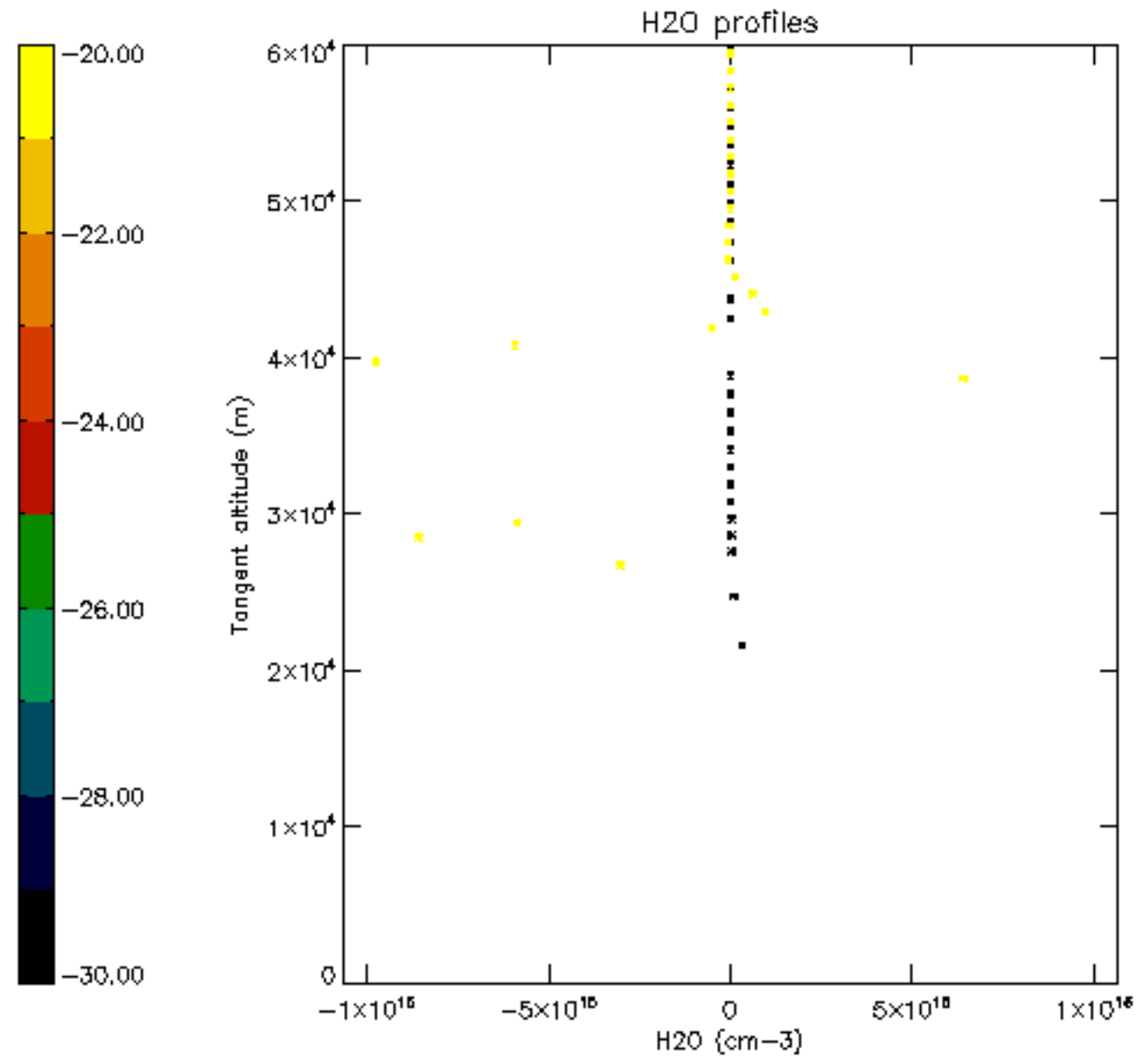


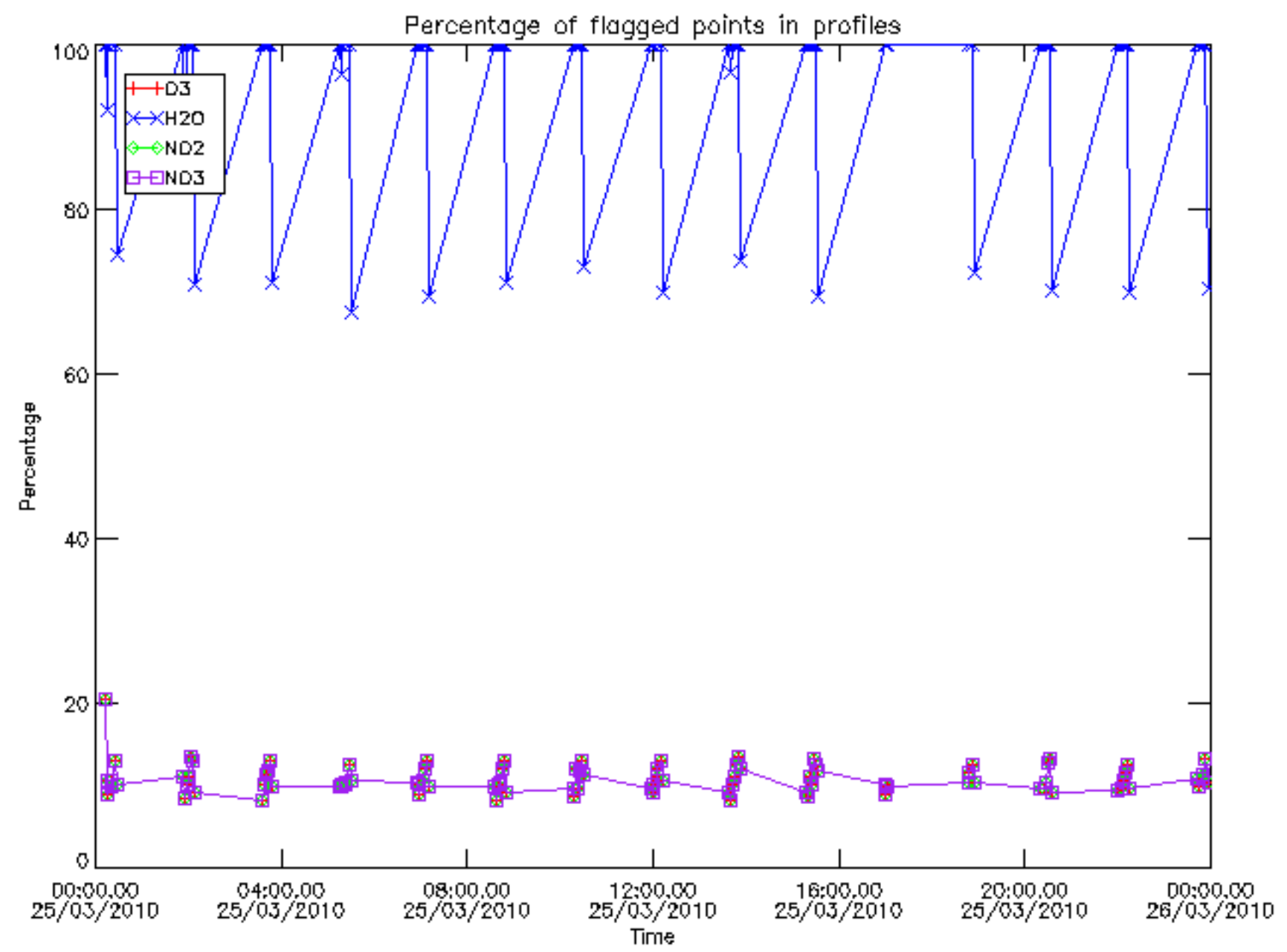




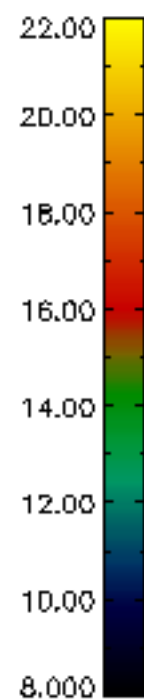
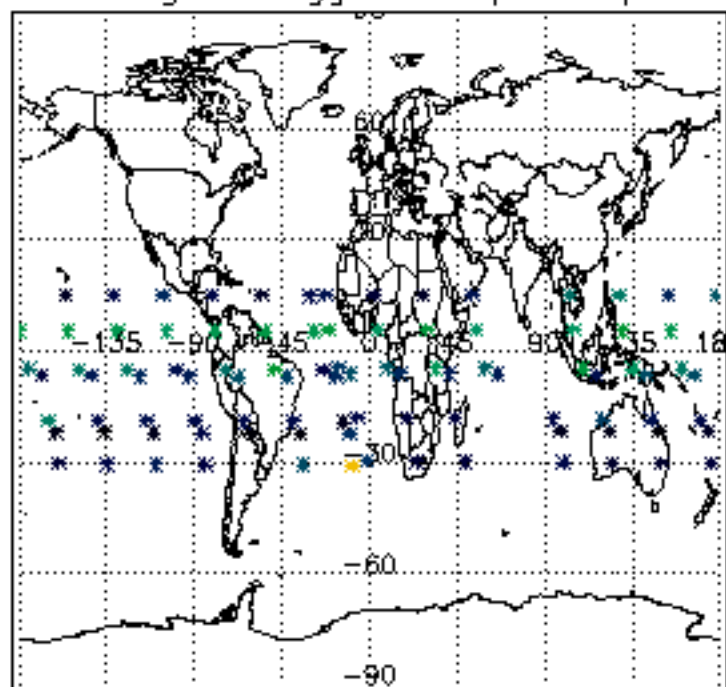




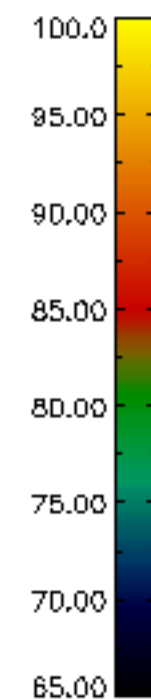
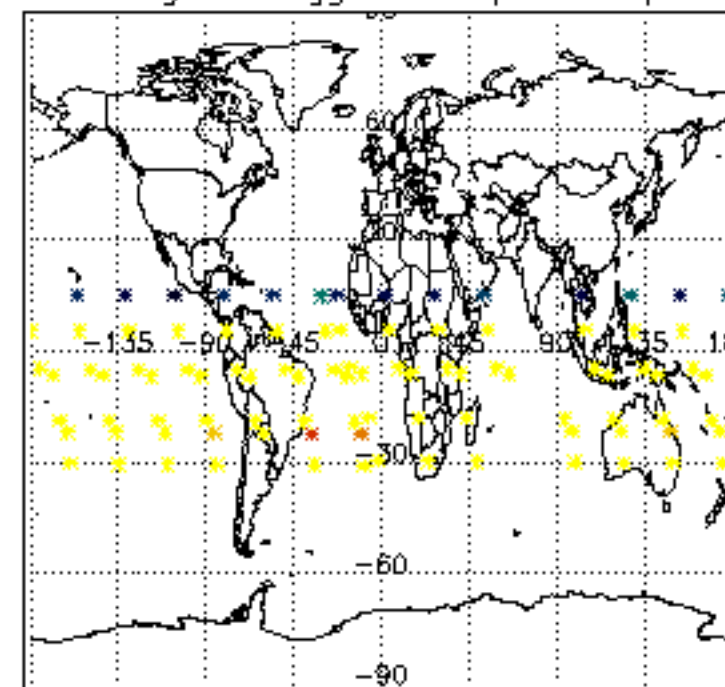




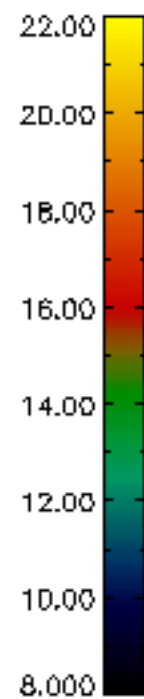
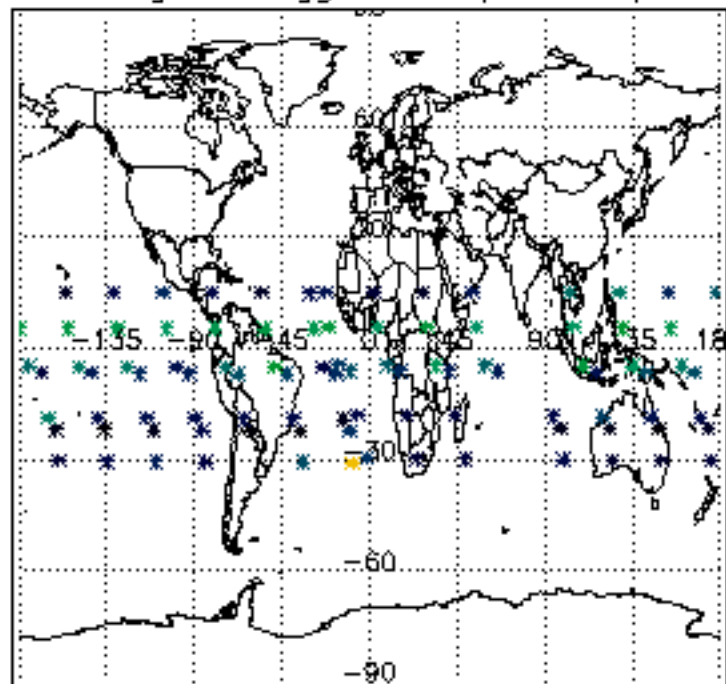
Percentage of flagged data per D3 profile



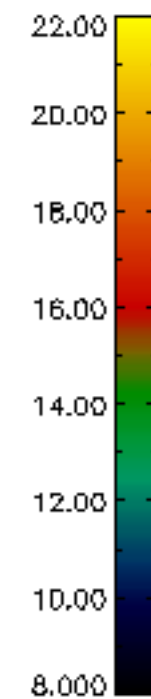
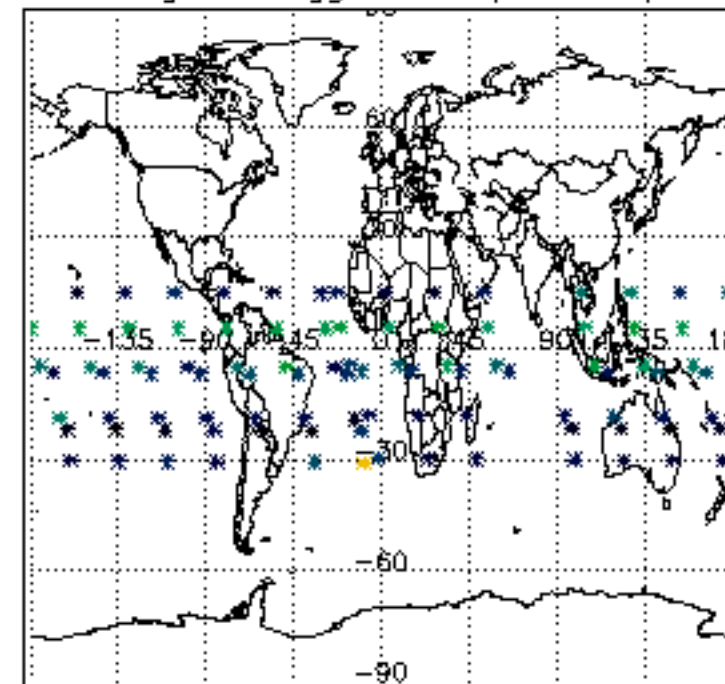
Percentage of flagged data per H2O profile

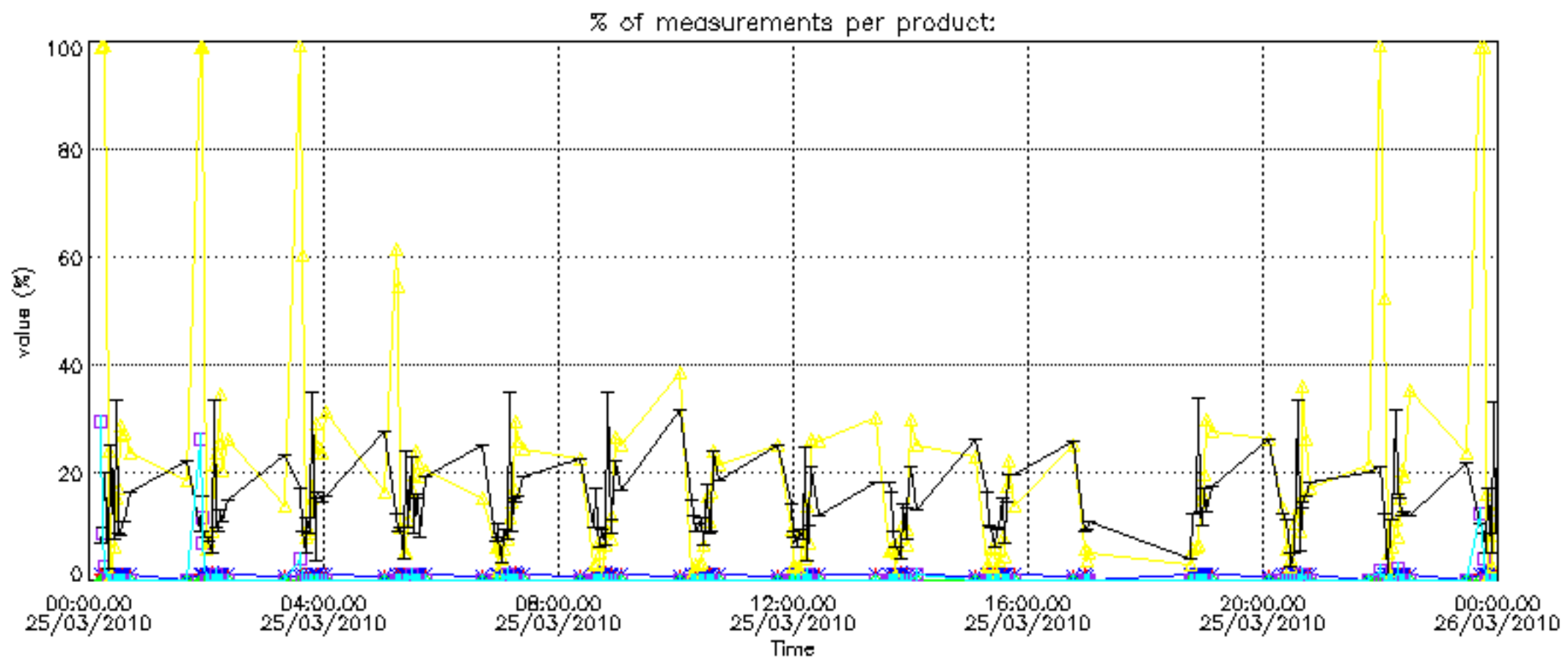


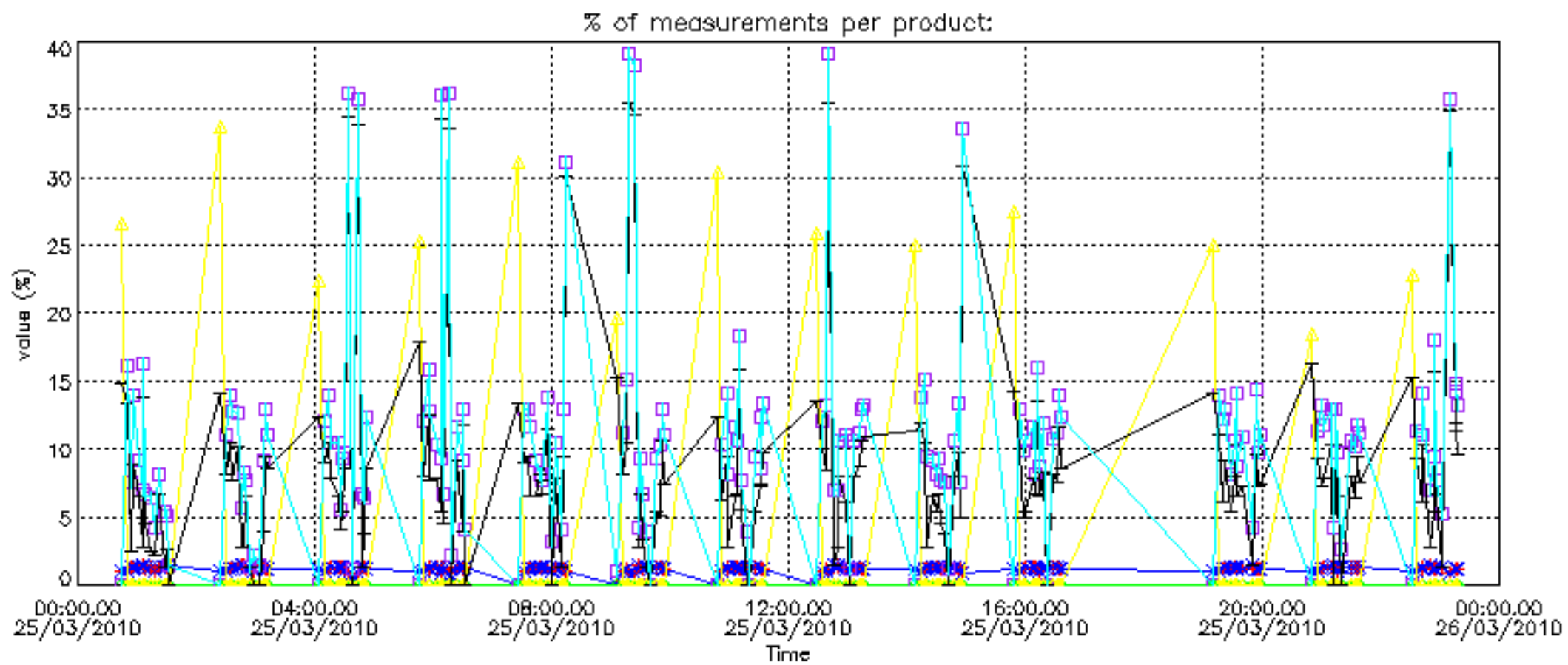
Percentage of flagged data per NO2 profile



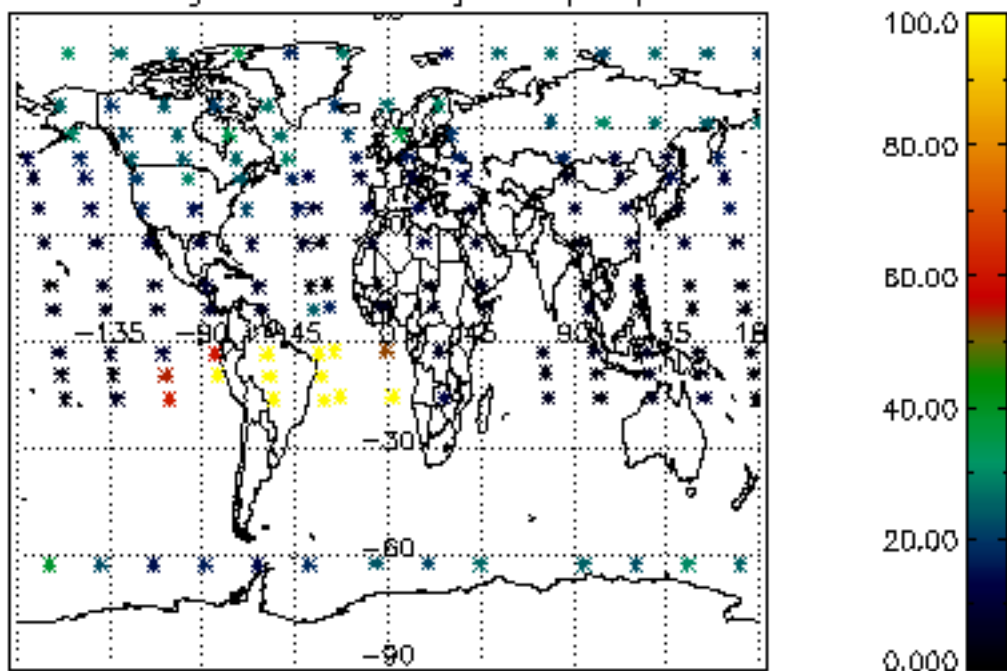
Percentage of flagged data per NO3 profile



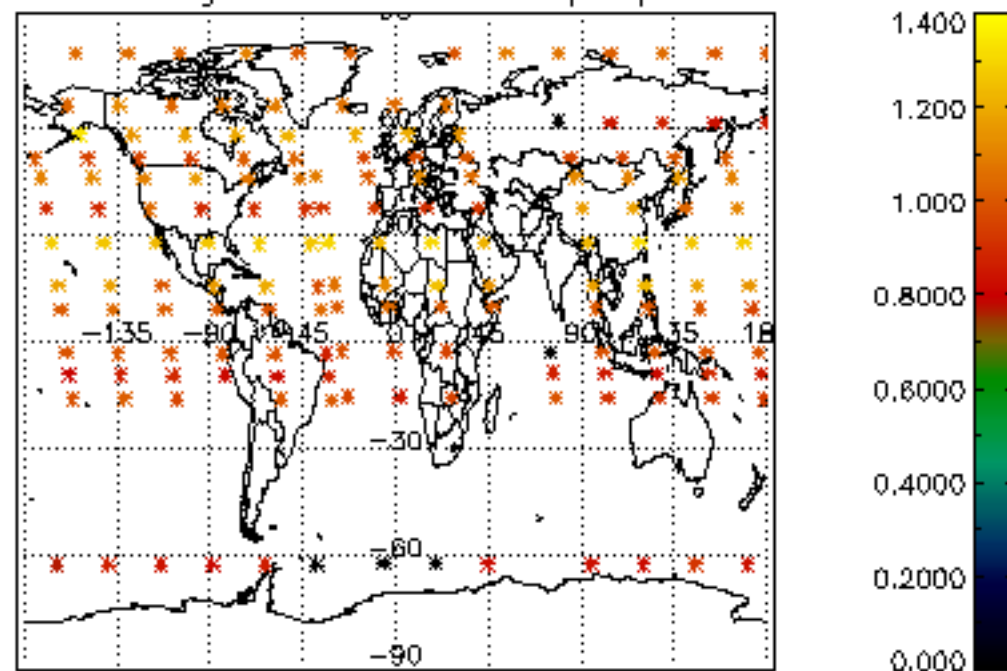




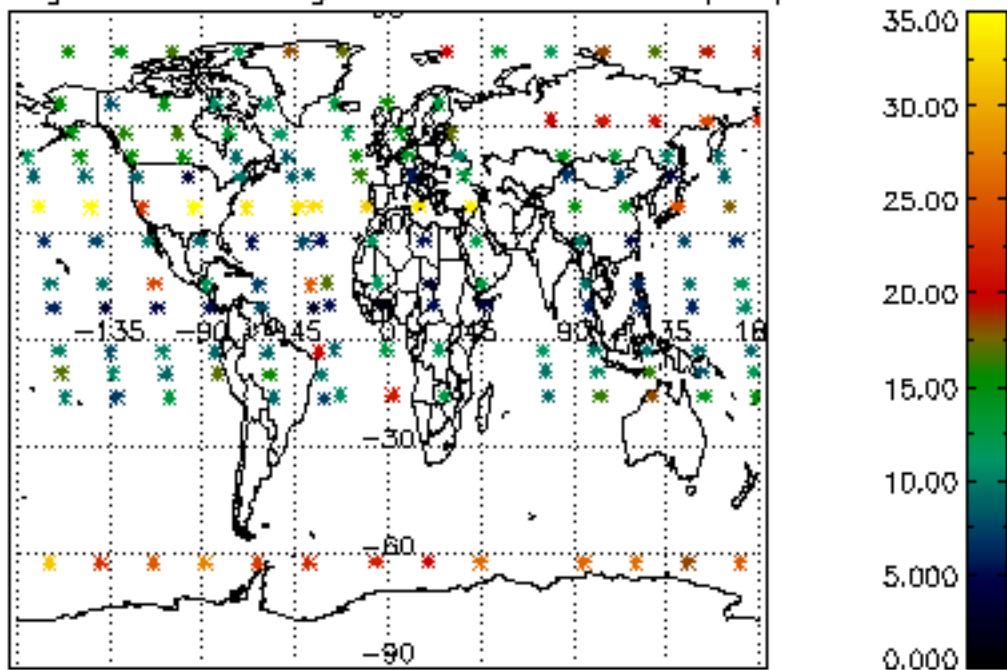
Percentage of cosmic ray hits per profile



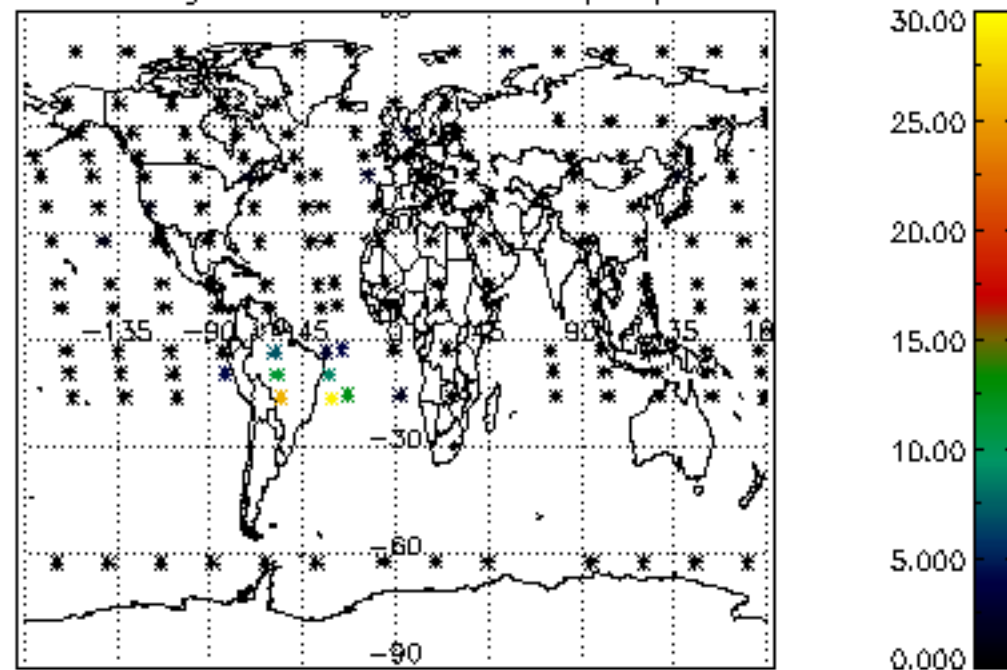
Percentage of datation errors per profile



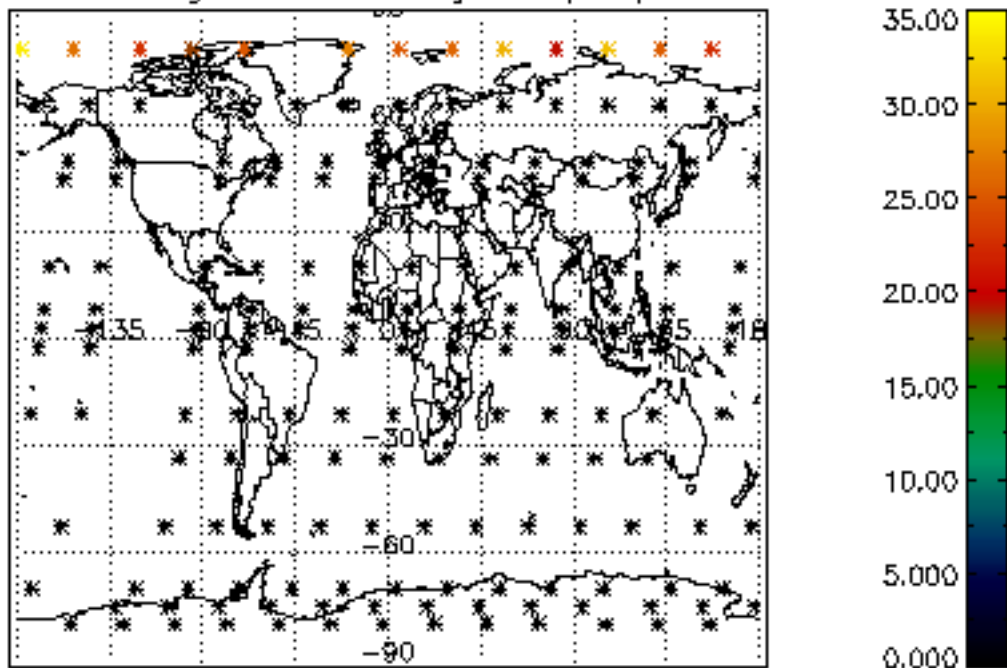
Percentage of star falling outside central band per profile



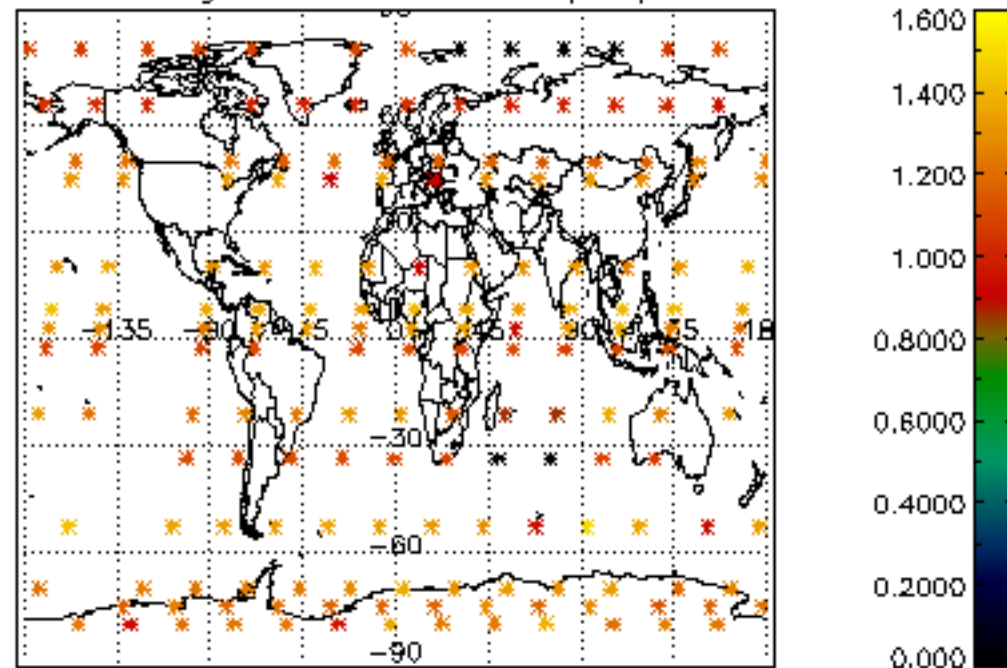
Percentage of saturation errors per profile



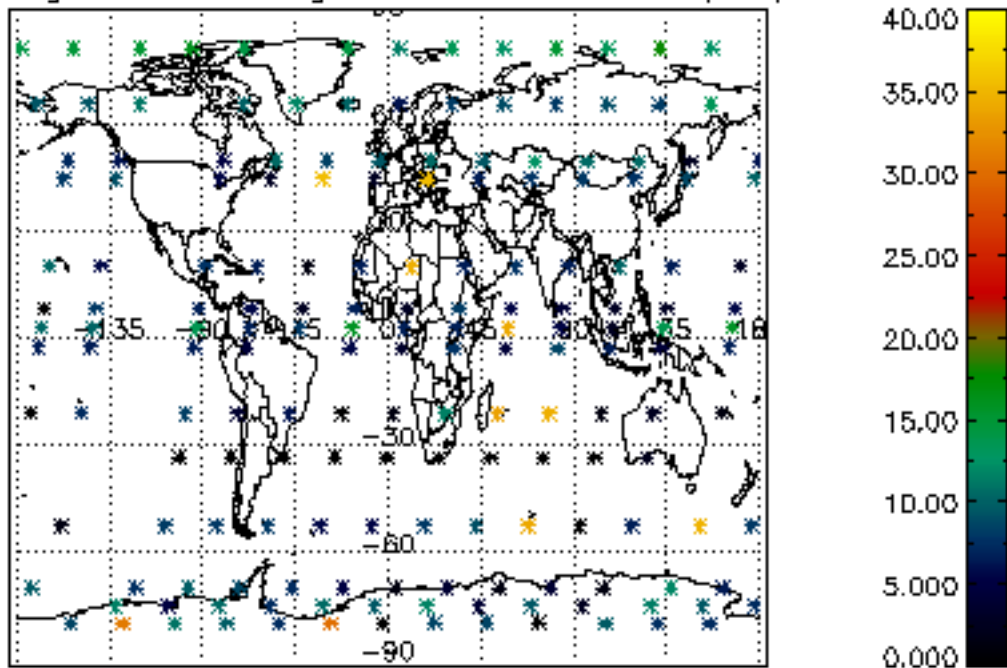
Percentage of cosmic ray hits per profile



Percentage of datation errors per profile



Percentage of star falling outside central band per profile



Percentage of saturation errors per profile

