

GOMOS Level 2 Daily Report

SUMMARY

[1. General Info](#)

[2. Summary of processed GOM_NL_2P products](#)

[3. Level 2 Quality information per product](#)

[3.1 Plot of level 2 quality information per product \(time dependant\)](#)

[3.2 Plot of level 2 quality information per product \(world map\)](#)

[4. Level 1 Quality information per product \(stored on level 2 products\)](#)

[4.1 Plot of level 1 quality information per product \(time dependant\)](#)

[4.1.1 Plot of level 1 quality information per product \(time dependant\): ASCENDING](#)

[4.1.2 Plot of level 1 quality information per product \(time dependant\): DESCENDING](#)

[4.2 Plot of level 1 quality information per product \(world map\)](#)

[4.2.1 Plot of level 1 quality information per product \(world map\): ASCENDING](#)

[4.2.2 Plot of level 1 quality information per product \(world map\): DESCENDING](#)

[5. Ozone profiles based on quality statistics and other trace gas profiles](#)

[5.1 Ozone statistics based on quality of products](#)

[5.2 Plot ozone profiles for all STD \(dark without errors\)](#)

[5.3 Plot ozone profiles where STD < 20% \(dark without errors\)](#)

[5.4. Plot ozone profiles where STD < 10% \(dark without errors\)](#)

[5.5. Plot ozone profiles where STD < 5% \(dark without errors\)](#)

[5.6 Plot NO2 profiles for all STD \(dark without errors\)](#)

[5.7 Plot NO3 profiles for all STD \(dark without errors\)](#)

[5.8 Plot H2O profiles \(only for occultations of stars 1,2,3,4,13,14,16,26,63 dark without errors\) for all STD](#)

[6. Auxiliary Data Files used for the production reported in section 2](#)

This report presents the daily analysis on parameters extracted from GOMOS level 2 data (GOM_NL__2P). It is intended to monitor some important parameters that will impact the quality of these products. A list of level 2 products (and content) that have arrived during the reporting day to the PCF is also given.

Item	Value
Time of report generation	29APR2013 08:52:21
Data source version	GOMOS/6.01
Start time of products	24-03-2010 (24MAR2010 00:00:00)
Stop time of products	25-03-2010 (25MAR2010 00:00:00)
Store outputs in DB	Yes
Nb of level 2 prods	383
Nb of prods with errors	0

2. Summary of processed GOM_NL__2P products.

Nr	Filename	UTC Start time	Limb	Duration	Star Id	Star Name	Star Mag	Star Temp	Nb Meas	Orbit	Prod. error
1	GOM_NL__2PRFIN20100324_000439_000000402088_00016_42154_0893.N1	24-MAR-2010 00:04:39	Bright	39.500	60	7Bet UMi	2.0810	3950.0	79	42154	No
2	GOM_NL__2PRFIN20100324_000812_000000462088_00016_42154_0894.N1	24-MAR-2010 00:08:12	Bright	45.500	119	14Eta Dra	2.7270	4700.0	91	42154	No
3	GOM_NL__2PRFIN20100324_001326_000000382088_00016_42154_0895.N1	24-MAR-2010 00:13:26	Bright	37.500	89	5Alp Cep	2.4510	8000.0	75	42154	No
4	GOM_NL__2PRFIN20100324_001835_000000372088_00016_42154_0896.N1	24-MAR-2010 00:18:35	Bright	36.500	19	50Alp Cyg	1.2460	10500.	73	42154	No
5	GOM_NL__2PRFIN20100324_002011_000000422088_00016_42154_0897.N1	24-MAR-2010 00:20:11	Bright	42.000	66	37Gam Cyg	2.2080	5900.0	84	42154	No
6	GOM_NL__2PRFIN20100324_002202_000000412088_00016_42154_0898.N1	24-MAR-2010 00:22:02	Bright	40.500	92	53Eps Cyg	2.5000	4500.0	81	42154	No
7	GOM_NL__2PRFIN20100324_003102_000000582088_00016_42154_0899.N1	24-MAR-2010 00:31:02	Twilight	57.500	11	53Alp Aql	0.76500	8000.0	115	42154	No
8	GOM_NL__2PRFIN20100324_004159_000000492088_00016_42154_0900.N1	24-MAR-2010 00:41:59	Dark	49.000	155	41Pi Sgr	2.9000	6600.0	98	42154	No
9	GOM_NL__2PRFIN20100324_004557_000000592088_00016_42154_0901.N1	24-MAR-2010 00:45:57	Dark	59.000	137	22Lam Sgr	2.8240	4400.0	118	42154	No
10	GOM_NL__2PRFIN20100324_004743_000000552088_00016_42154_0902.N1	24-MAR-2010 00:47:43	Dark	55.000	38	20Eps Sgr	1.8360	11000.	110	42154	No
11	GOM_NL__2PRFIN20100324_005306_000000412088_00017_42155_0885.N1	24-MAR-2010 00:53:06	Dark	40.500	141	Bet Ara	2.8400	4600.0	81	42155	No
12	GOM_NL__2PRFIN20100324_005631_000000382088_00017_42155_0886.N1	24-MAR-2010 00:56:31	Dark	37.500	134	Bet TrA	2.8100	6600.0	75	42155	No
13	GOM_NL__2PRFIN20100324_005914_000000562088_00017_42155_0887.N1	24-MAR-2010 00:59:14	Dark	56.000	4	Alp1Cen	-0.010000	5800.0	112	42155	No
14	GOM_NL__2PRFIN20100324_010137_000000462088_00017_42155_0888.N1	24-MAR-2010 01:01:37	Straylight	45.500	78	Alp Lup	2.3040	28000.	91	42155	No
15	GOM_NL__2PRFIN20100324_010311_000000492088_00017_42155_0889.N1	24-MAR-2010 01:03:11	Straylight	48.500	81	Eta Cen	2.3560	28000.	97	42155	No
16	GOM_NL__2PRFIN20100324_010511_000000412088_00017_42155_0890.N1	24-MAR-2010 01:05:11	Straylight	41.000	64	Gam Cen	2.2000	10600.	82	42155	No
17	GOM_NL__2PRFIN20100324_010735_000000452088_00017_42155_0891.N1	24-MAR-2010 01:07:35	Straylight	45.000	123	lot Cen	2.7500	10200.	90	42155	No
18	GOM_NL__2PRFIN20100324_011252_000000502088_00017_42155_0892.N1	24-MAR-2010 01:12:52	Straylight	49.500	106	9Bet Crv	2.6480	5600.0	99	42155	No
19	GOM_NL__2PRFIN20100324_011459_000000482088_00017_42155_0893.N1	24-MAR-2010 01:14:59	Twilight	47.500	100	4Gam Crv	2.5800	13100.	95	42155	No
20	GOM_NL__2PRFIN20100324_012041_000000332088_00017_42155_0894.N1	24-MAR-2010 01:20:41	Twilight	33.000	121	29Gam Vir	2.7400	7200.0	66	42155	No
21	GOM_NL__2PRFIN20100324_012518_000000432088_00017_42155_0895.N1	24-MAR-2010 01:25:18	Bright	42.500	62	94Bet Leo	2.1360	9700.0	85	42155	No
22	GOM_NL__2PRFIN20100324_012642_000000402088_00017_42155_0896.N1	24-MAR-2010 01:26:42	Bright	40.000	96	68Del Leo	2.5600	9300.0	80	42155	No
23	GOM_NL__2PRFIN20100324_013339_000000382088_00017_42155_0897.N1	24-MAR-2010 01:33:39	Bright	38.000	174	52Psi UMa	3.0040	4400.0	76	42155	No
24	GOM_NL__2PRFIN20100324_013656_000000352088_00017_42155_0898.N1	24-MAR-2010 01:36:56	Bright	34.500	82	48Bet UMa	2.3650	10600.	69	42155	No
25	GOM_NL__2PRFIN20100324_013827_000000362088_00017_42155_0899.N1	24-MAR-2010 01:38:27	Bright	35.500	36	50Alp UMa	1.8000	6300.0	71	42155	No
26	GOM_NL__2PRFIN20100324_014012_000000462088_00017_42155_0900.N1	24-MAR-2010 01:40:12	Bright	45.500	55	79Zet UMa	2.0600	10200.	91	42155	No
27	GOM_NL__2PRFIN20100324_014514_000000382088_00017_42155_0901.N1	24-MAR-2010 01:45:14	Bright	37.500	60	7Bet UMi	2.0810	3950.0	75	42155	No
28	GOM_NL__2PRFIN20100324_014847_000000512088_00017_42155_0902.N1	24-MAR-2010 01:48:47	Bright	50.500	119	14Eta Dra	2.7270	4700.0	101	42155	No
29	GOM_NL__2PRFIN20100324_015402_000000532088_00017_42155_0903.N1	24-MAR-2010 01:54:02	Bright	53.000	89	5Alp Cep	2.4510	8000.0	106	42155	No
30	GOM_NL__2PRFIN20100324_015911_000000442088_00017_42155_0904.N1	24-MAR-2010 01:59:11	Bright	43.500	19	50Alp Cyg	1.2460	10500.	87	42155	No
31	GOM_NL__2PRFIN20100324_020047_000000392088_00017_42155_0905.N1	24-MAR-2010 02:00:47	Bright	39.000	66	37Gam Cyg	2.2080	5900.0	78	42155	No
32	GOM_NL__2PRFIN20100324_020238_000000392088_00017_42155_0906.N1	24-MAR-2010 02:02:38	Bright	39.000	92	53Eps Cyg	2.5000	4500.0	78	42155	No
33	GOM_NL__2PRFIN20100324_021139_000000572088_00017_42155_0907.N1	24-MAR-2010 02:11:39	Twilight	57.000	11	53Alp Aql	0.76500	8000.0	114	42155	No
34	GOM_NL__2PRFIN20100324_022444_000000492088_00017_42155_0908.N1	24-MAR-2010 02:24:44	Dark	49.000	57	34Sig Sgr	2.0660	26000.	98	42155	No
35	GOM_NL__2PRFIN20100324_022634_000000562088_00017_42155_0909.N1	24-MAR-2010 02:26:34	Dark	55.500	137	22Lam Sgr	2.8240	4400.0	111	42155	No
36	GOM_NL__2PRFIN20100324_022820_000000532088_00017_42155_0910.N1	24-MAR-2010 02:28:20	Dark	53.000	38	20Eps Sgr	1.8360	11000.	106	42155	No
37	GOM_NL__2PRFIN20100324_023343_000000422088_00018_42156_0893.N1	24-MAR-2010 02:33:43	Dark	41.500	141	Bet Ara	2.8400	4600.0	83	42156	No
38	GOM_NL__2PRFIN20100324_023708_000000402088_00018_42156_0894.N1	24-MAR-2010 02:37:08	Dark	39.500	134	Bet TrA	2.8100	6600.0	79	42156	No
39	GOM_NL__2PRFIN20100324_023951_000000562088_00018_42156_0895.N1	24-MAR-2010 02:39:51	Dark	55.500	4	Alp1Cen	-0.010000	5800.0	111	42156	No
40	GOM_NL__2PRFIN20100324_024214_000000452088_00018_42156_0896.N1	24-MAR-2010 02:42:14	Straylight	45.000	78	Alp Lup	2.3040	28000.	90	42156	No
41	GOM_NL__2PRFIN20100324_024347_000000502088_00018_42156_0897.N1	24-MAR-2010 02:43:47	Straylight	50.000	81	Eta Cen	2.3560	28000.	100	42156	No
42	GOM_NL__2PRFIN20100324_024547_000000432088_00018_42156_0898.N1	24-MAR-2010 02:45:47	Straylight	43.000	64	Gam Cen	2.2000	10600.	86	42156	No

43	GOM_NL__2PRFIN20100324_024811_000000492088_00018_42156_0899.N1	24-MAR-2010 02:48:11	Straylight	48.500	123	lot Cen	2.7500	10200.	97	42156	No
44	GOM_NL__2PRFIN20100324_025328_000000522088_00018_42156_0900.N1	24-MAR-2010 02:53:28	Straylight	51.500	106	9Bet Crv	2.6480	5600.0	103	42156	No
45	GOM_NL__2PRFIN20100324_025535_000000452088_00018_42156_0901.N1	24-MAR-2010 02:55:35	Tw_i_and_stray	45.000	100	4Gam Crv	2.5800	13100.	90	42156	No
46	GOM_NL__2PRFIN20100324_030116_000000402088_00018_42156_0902.N1	24-MAR-2010 03:01:16	Bright	40.000	121	29Gam Vir	2.7400	7200.0	80	42156	No
47	GOM_NL__2PRFIN20100324_030554_000000432088_00018_42156_0903.N1	24-MAR-2010 03:05:54	Bright	43.000	62	94Bet Leo	2.1360	9700.0	86	42156	No
48	GOM_NL__2PRFIN20100324_030718_000000402088_00018_42156_0904.N1	24-MAR-2010 03:07:18	Bright	39.500	96	68Del Leo	2.5600	9300.0	79	42156	No
49	GOM_NL__2PRFIN20100324_031415_000000412088_00018_42156_0905.N1	24-MAR-2010 03:14:15	Bright	40.500	174	52Psi UMa	3.0040	4400.0	81	42156	No
50	GOM_NL__2PRFIN20100324_031732_000000362088_00018_42156_0906.N1	24-MAR-2010 03:17:32	Bright	35.500	82	48Bet UMa	2.3650	10600.	71	42156	No
51	GOM_NL__2PRFIN20100324_031903_000000372088_00018_42156_0907.N1	24-MAR-2010 03:19:03	Bright	36.500	36	50Alp UMa	1.8000	6300.0	73	42156	No
52	GOM_NL__2PRFIN20100324_032046_000000462088_00018_42156_0908.N1	24-MAR-2010 03:20:46	Bright	46.000	55	79Zet UMa	2.0600	10200.	92	42156	No
53	GOM_NL__2PRFIN20100324_032550_000000392088_00018_42156_0909.N1	24-MAR-2010 03:25:50	Bright	39.000	60	7Bet UMi	2.0810	3950.0	78	42156	No
54	GOM_NL__2PRFIN20100324_032923_000000492088_00018_42156_0910.N1	24-MAR-2010 03:29:23	Bright	49.000	119	14Eta Dra	2.7270	4700.0	98	42156	No
55	GOM_NL__2PRFIN20100324_033438_000000372088_00018_42156_0911.N1	24-MAR-2010 03:34:38	Bright	36.500	89	5Alp Cep	2.4510	8000.0	73	42156	No
56	GOM_NL__2PRFIN20100324_033947_000000372088_00018_42156_0912.N1	24-MAR-2010 03:39:47	Bright	37.000	19	50Alp Cyg	1.2460	10500.	74	42156	No
57	GOM_NL__2PRFIN20100324_034123_000000452088_00018_42156_0913.N1	24-MAR-2010 03:41:23	Bright	45.000	66	37Gam Cyg	2.2080	5900.0	90	42156	No
58	GOM_NL__2PRFIN20100324_034314_000000392088_00018_42156_0914.N1	24-MAR-2010 03:43:14	Bright	39.000	92	53Eps Cyg	2.5000	4500.0	78	42156	No
59	GOM_NL__2PRFIN20100324_035215_000000542088_00018_42156_0915.N1	24-MAR-2010 03:52:15	Tw_i_and_stray	54.000	11	53Alp Aql	0.76500	8000.0	108	42156	No
60	GOM_NL__2PRFIN20100324_040313_000000502088_00018_42156_0916.N1	24-MAR-2010 04:03:13	Dark	49.500	155	41Pi Sgr	2.9000	6600.0	99	42156	No
61	GOM_NL__2PRFIN20100324_040522_000000492088_00018_42156_0917.N1	24-MAR-2010 04:05:22	Dark	48.500	57	34Sig Sgr	2.0660	26000.	97	42156	No
62	GOM_NL__2PRFIN20100324_040711_000000532088_00018_42156_0918.N1	24-MAR-2010 04:07:11	Dark	53.000	137	22Lam Sgr	2.8240	4400.0	106	42156	No
63	GOM_NL__2PRFIN20100324_040857_000000582088_00018_42156_0919.N1	24-MAR-2010 04:08:57	Dark	57.500	38	20Eps Sgr	1.8360	11000.	115	42156	No
64	GOM_NL__2PRFIN20100324_041419_000000422088_00019_42157_0901.N1	24-MAR-2010 04:14:19	Dark	41.500	141	Bet Ara	2.8400	4600.0	83	42157	No
65	GOM_NL__2PRFIN20100324_041744_000000392088_00019_42157_0902.N1	24-MAR-2010 04:17:44	Dark	38.500	134	Bet TrA	2.8100	6600.0	77	42157	No
66	GOM_NL__2PRFIN20100324_042027_000000562088_00019_42157_0903.N1	24-MAR-2010 04:20:27	Dark	55.500	4	Alp1Cen	-0.010000	5800.0	111	42157	No
67	GOM_NL__2PRFIN20100324_042251_000000462088_00019_42157_0904.N1	24-MAR-2010 04:22:51	Straylight	45.500	78	Alp Lup	2.3040	28000.	91	42157	No
68	GOM_NL__2PRFIN20100324_042424_000000482088_00019_42157_0905.N1	24-MAR-2010 04:24:24	Straylight	48.000	81	Eta Cen	2.3560	28000.	96	42157	No
69	GOM_NL__2PRFIN20100324_042624_000000422088_00019_42157_0906.N1	24-MAR-2010 04:26:24	Straylight	41.500	64	Gam Cen	2.2000	10600.	83	42157	No
70	GOM_NL__2PRFIN20100324_042848_000000492088_00019_42157_0907.N1	24-MAR-2010 04:28:48	Straylight	48.500	123	lot Cen	2.7500	10200.	97	42157	No
71	GOM_NL__2PRFIN20100324_043405_000000512088_00019_42157_0908.N1	24-MAR-2010 04:34:05	Straylight	51.000	106	9Bet Crv	2.6480	5600.0	102	42157	No
72	GOM_NL__2PRFIN20100324_043611_000000482088_00019_42157_0909.N1	24-MAR-2010 04:36:11	Tw_i_and_stray	48.000	100	4Gam Crv	2.5800	13100.	96	42157	No
73	GOM_NL__2PRFIN20100324_044153_000000402088_00019_42157_0910.N1	24-MAR-2010 04:41:53	Bright	40.000	121	29Gam Vir	2.7400	7200.0	80	42157	No
74	GOM_NL__2PRFIN20100324_044630_000000432088_00019_42157_0911.N1	24-MAR-2010 04:46:30	Bright	42.500	62	94Bet Leo	2.1360	9700.0	85	42157	No
75	GOM_NL__2PRFIN20100324_044754_000000392088_00019_42157_0912.N1	24-MAR-2010 04:47:54	Bright	38.500	96	68Del Leo	2.5600	9300.0	77	42157	No
76	GOM_NL__2PRFIN20100324_045450_000000392088_00019_42157_0913.N1	24-MAR-2010 04:54:50	Bright	39.000	174	52Psi UMa	3.0040	4400.0	78	42157	No
77	GOM_NL__2PRFIN20100324_045808_000000372088_00019_42157_0914.N1	24-MAR-2010 04:58:08	Bright	37.000	82	48Bet UMa	2.3650	10600.	74	42157	No
78	GOM_NL__2PRFIN20100324_045939_000000462088_00019_42157_0915.N1	24-MAR-2010 04:59:39	Bright	46.000	36	50Alp UMa	1.8000	6300.0	92	42157	No
79	GOM_NL__2PRFIN20100324_050122_000000462088_00019_42157_0916.N1	24-MAR-2010 05:01:22	Bright	46.000	55	79Zet UMa	2.0600	10200.	92	42157	No
80	GOM_NL__2PRFIN20100324_050625_000000412088_00019_42157_0917.N1	24-MAR-2010 05:06:25	Bright	40.500	60	7Bet UMi	2.0810	3950.0	81	42157	No
81	GOM_NL__2PRFIN20100324_050958_000000462088_00019_42157_0918.N1	24-MAR-2010 05:09:58	Bright	46.000	119	14Eta Dra	2.7270	4700.0	92	42157	No
82	GOM_NL__2PRFIN20100324_051514_000000472088_00019_42157_0919.N1	24-MAR-2010 05:15:14	Bright	46.500	89	5Alp Cep	2.4510	8000.0	93	42157	No
83	GOM_NL__2PRFIN20100324_052023_000000392088_00019_42157_0920.N1	24-MAR-2010 05:20:23	Bright	39.000	19	50Alp Cyg	1.2460	10500.	78	42157	No
84	GOM_NL__2PRFIN20100324_052159_000000402088_00019_42157_0921.N1	24-MAR-2010 05:21:59	Bright	39.500	66	37Gam Cyg	2.2080	5900.0	79	42157	No
85	GOM_NL__2PRFIN20100324_052350_000000392088_00019_42157_0922.N1	24-MAR-2010 05:23:50	Bright	38.500	92	53Eps Cyg	2.5000	4500.0	77	42157	No
86	GOM_NL__2PRFIN20100324_053252_000000612088_00019_42157_0923.N1	24-MAR-2010 05:32:52	Tw_i_and_stray	61.000	11	53Alp Aql	0.76500	8000.0	122	42157	No
87	GOM_NL__2PRFIN20100324_054350_000000522088_00019_42157_0924.N1	24-MAR-2010 05:43:50	Dark	51.500	155	41Pi Sgr	2.9000	6600.0	103	42157	No
88	GOM_NL__2PRFIN20100324_054558_000000522088_00019_42157_0925.N1	24-MAR-2010 05:45:58	Dark	51.500	57	34Sig Sgr	2.0660	26000.	103	42157	No
89	GOM_NL__2PRFIN20100324_054749_000000572088_00019_42157_0926.N1	24-MAR-2010 05:47:49	Dark	56.500	137	22Lam Sgr	2.8240	4400.0	113	42157	No
90	GOM_NL__2PRFIN20100324_054934_000000502088_00019_42157_0927.N1	24-MAR-2010 05:49:34	Dark	49.500	38	20Eps Sgr	1.8360	11000.	99	42157	No
91	GOM_NL__2PRFIN20100324_055456_000000402088_00020_42158_0985.N1	24-MAR-2010 05:54:56	Dark	40.000	141	Bet Ara	2.8400	4600.0	80	42158	No
92	GOM_NL__2PRFIN20100324_055821_000000402088_00020_42158_0986.N1	24-MAR-2010 05:58:21	Dark	39.500	134	Bet TrA	2.8100	6600.0	79	42158	No
93	GOM_NL__2PRFIN20100324_060104_000000442088_00020_42158_0987.N1	24-MAR-2010 06:01:04	Dark	44.000	4	Alp1Cen	-0.010000	5800.0	88	42158	No
94	GOM_NL__2PRFIN20100324_060327_000000502088_00020_42158_0988.N1	24-MAR-2010 06:03:27	Straylight	50.000	78	Alp Lup	2.3040	28000.	100	42158	No
95	GOM_NL__2PRFIN20100324_060501_000000542088_00020_42158_0989.N1	24-MAR-2010 06:05:01	Straylight	53.500	81	Eta Cen	2.3560	28000.	107	42158	No
96	GOM_NL__2PRFIN20100324_060700_000000432088_00020_42158_0990.N1	24-MAR-2010 06:07:00	Straylight	43.000	64	Gam Cen	2.2000	10600.	86	42158	No
97	GOM_NL__2PRFIN20100324_060925_000000452088_00020_42158_0991.N1	24-MAR-2010 06:09:25	Straylight	45.000	123	lot Cen	2.7500	10200.	90	42158	No
98	GOM_NL__2PRFIN20100324_061441_000000502088_00020_42158_0992.N1	24-MAR-2010 06:14:41	Straylight	49.500	106	9Bet Crv	2.6480	5600.0	99	42158	No
99	GOM_NL__2PRFIN20100324_061648_000000462088_00020_42158_0993.N1	24-MAR-2010 06:16:48	Tw_i_and_stray	46.000	100	4Gam Crv	2.5800	13100.	92	42158	No
100	GOM_NL__2PRFIN20100324_062228_000000462088_00020_42158_0994.N1	24-MAR-2010 06:22:28	Bright	46.000	121	29Gam Vir	2.7400	7200.0	92	42158	No
101	GOM_NL__2PRFIN20100324_062705_000000442088_00020_42158_0995.N1	24-MAR-2010 06:27:05	Bright	43.500	62	94Bet Leo	2.1360	9700.0	87	42158	No

102	GOM_NL__2PRFIN20100324_062830_000000402088_00020_42158_0996.N1	24-MAR-2010 06:28:30	Bright	39.500	96	68Del Leo	2.5600	9300.0	79	42158	No
103	GOM_NL__2PRFIN20100324_063526_000000392088_00020_42158_0997.N1	24-MAR-2010 06:35:26	Bright	38.500	174	52Psi UMa	3.0040	4400.0	77	42158	No
104	GOM_NL__2PRFIN20100324_063844_000000352088_00020_42158_0998.N1	24-MAR-2010 06:38:44	Bright	35.000	82	48Bet UMa	2.3650	10600.	70	42158	No
105	GOM_NL__2PRFIN20100324_064015_000000372088_00020_42158_0999.N1	24-MAR-2010 06:40:15	Bright	36.500	36	50Alp UMa	1.8000	6300.0	73	42158	No
106	GOM_NL__2PRFIN20100324_064157_000000502088_00020_42158_1000.N1	24-MAR-2010 06:41:57	Bright	49.500	55	79Zet UMa	2.0600	10200.	99	42158	No
107	GOM_NL__2PRFIN20100324_064701_000000402088_00020_42158_1001.N1	24-MAR-2010 06:47:01	Bright	39.500	60	7Bet UMi	2.0810	3950.0	79	42158	No
108	GOM_NL__2PRFIN20100324_065033_000000482088_00020_42158_1002.N1	24-MAR-2010 06:50:33	Bright	48.000	119	14Eta Dra	2.7270	4700.0	96	42158	No
109	GOM_NL__2PRFIN20100324_065550_000000392088_00020_42158_1003.N1	24-MAR-2010 06:55:50	Bright	38.500	89	5Alp Cep	2.4510	8000.0	77	42158	No
110	GOM_NL__2PRFIN20100324_070059_000000392088_00020_42158_1004.N1	24-MAR-2010 07:00:59	Bright	38.500	19	50Alp Cyg	1.2460	10500.	77	42158	No
111	GOM_NL__2PRFIN20100324_070235_000000422088_00020_42158_1005.N1	24-MAR-2010 07:02:35	Bright	42.000	66	37Gam Cyg	2.2080	5900.0	84	42158	No
112	GOM_NL__2PRFIN20100324_070426_000000402088_00020_42158_1006.N1	24-MAR-2010 07:04:26	Bright	40.000	92	53Eps Cyg	2.5000	4500.0	80	42158	No
113	GOM_NL__2PRFIN20100324_071328_000000582088_00020_42158_1007.N1	24-MAR-2010 07:13:28	Twilight	57.500	11	53Alp Aql	0.76500	8000.0	115	42158	No
114	GOM_NL__2PRFIN20100324_072427_000000542088_00020_42158_1008.N1	24-MAR-2010 07:24:27	Dark	54.000	155	41Pi Sgr	2.9000	6600.0	108	42158	No
115	GOM_NL__2PRFIN20100324_072636_000000522088_00020_42158_1009.N1	24-MAR-2010 07:26:36	Dark	51.500	57	34Sig Sgr	2.0660	26000.	103	42158	No
116	GOM_NL__2PRFIN20100324_072826_000000582088_00020_42158_1010.N1	24-MAR-2010 07:28:26	Dark	57.500	137	22Lam Sgr	2.8240	4400.0	115	42158	No
117	GOM_NL__2PRFIN20100324_073011_000000502088_00020_42158_1011.N1	24-MAR-2010 07:30:11	Dark	49.500	38	20Eps Sgr	1.8360	11000.	99	42158	No
118	GOM_NL__2PRFIN20100324_073532_000000422088_00021_42159_1013.N1	24-MAR-2010 07:35:32	Dark	42.000	141	Bet Ara	2.8400	4600.0	84	42159	No
119	GOM_NL__2PRFIN20100324_073857_000000402088_00021_42159_1014.N1	24-MAR-2010 07:38:57	Dark	40.000	134	Bet TrA	2.8100	6600.0	80	42159	No
120	GOM_NL__2PRFIN20100324_074140_000000432088_00021_42159_1015.N1	24-MAR-2010 07:41:40	Dark	42.500	4	Alp1Cen	-0.010000	5800.0	85	42159	No
121	GOM_NL__2PRFIN20100324_074404_000000492088_00021_42159_1016.N1	24-MAR-2010 07:44:04	Straylight	48.500	78	Alp Lup	2.3040	28000.	97	42159	No
122	GOM_NL__2PRFIN20100324_074538_000000532088_00021_42159_1017.N1	24-MAR-2010 07:45:38	Straylight	53.000	81	Eta Cen	2.3560	28000.	106	42159	No
123	GOM_NL__2PRFIN20100324_074736_000000432088_00021_42159_1018.N1	24-MAR-2010 07:47:36	Straylight	43.000	64	Gam Cen	2.2000	10600.	86	42159	No
124	GOM_NL__2PRFIN20100324_075001_000000472088_00021_42159_1019.N1	24-MAR-2010 07:50:01	Straylight	46.500	123	Iot Cen	2.7500	10200.	93	42159	No
125	GOM_NL__2PRFIN20100324_075517_000000492088_00021_42159_1020.N1	24-MAR-2010 07:55:17	Straylight	49.000	106	9Bet Crv	2.6480	5600.0	98	42159	No
126	GOM_NL__2PRFIN20100324_075724_000000462088_00021_42159_1021.N1	24-MAR-2010 07:57:24	Twilight	45.500	100	4Gam Crv	2.5800	13100.	91	42159	No
127	GOM_NL__2PRFIN20100324_080304_000000462088_00021_42159_1022.N1	24-MAR-2010 08:03:04	Bright	46.000	121	29Gam Vir	2.7400	7200.0	92	42159	No
128	GOM_NL__2PRFIN20100324_080741_000000432088_00021_42159_1023.N1	24-MAR-2010 08:07:41	Bright	42.500	62	94Bet Leo	2.1360	9700.0	85	42159	No
129	GOM_NL__2PRFIN20100324_080905_000000392088_00021_42159_1024.N1	24-MAR-2010 08:09:05	Bright	38.500	96	68Del Leo	2.5600	9300.0	77	42159	No
130	GOM_NL__2PRFIN20100324_081602_000000372088_00021_42159_1025.N1	24-MAR-2010 08:16:02	Bright	36.500	174	52Psi UMa	3.0040	4400.0	73	42159	No
131	GOM_NL__2PRFIN20100324_081919_000000372088_00021_42159_1026.N1	24-MAR-2010 08:19:19	Bright	37.000	82	48Bet UMa	2.3650	10600.	74	42159	No
132	GOM_NL__2PRFIN20100324_082051_000000372088_00021_42159_1027.N1	24-MAR-2010 08:20:51	Bright	37.000	36	50Alp UMa	1.8000	6300.0	74	42159	No
133	GOM_NL__2PRFIN20100324_082233_000000462088_00021_42159_1028.N1	24-MAR-2010 08:22:33	Bright	45.500	55	79Zet UMa	2.0600	10200.	91	42159	No
134	GOM_NL__2PRFIN20100324_082737_000000392088_00021_42159_1029.N1	24-MAR-2010 08:27:37	Bright	38.500	60	7Bet UMi	2.0810	3950.0	77	42159	No
135	GOM_NL__2PRFIN20100324_083109_000000492088_00021_42159_1030.N1	24-MAR-2010 08:31:09	Bright	49.000	119	14Eta Dra	2.7270	4700.0	98	42159	No
136	GOM_NL__2PRFIN20100324_083626_000000372088_00021_42159_1031.N1	24-MAR-2010 08:36:26	Bright	37.000	89	5Alp Cep	2.4510	8000.0	74	42159	No
137	GOM_NL__2PRFIN20100324_084135_000000402088_00021_42159_1032.N1	24-MAR-2010 08:41:35	Bright	40.000	19	50Alp Cyg	1.2460	10500.	80	42159	No
138	GOM_NL__2PRFIN20100324_084311_000000382088_00021_42159_1033.N1	24-MAR-2010 08:43:11	Bright	38.000	66	37Gam Cyg	2.2080	5900.0	76	42159	No
139	GOM_NL__2PRFIN20100324_084502_000000362088_00021_42159_1034.N1	24-MAR-2010 08:45:02	Bright	36.000	92	53Eps Cyg	2.5000	4500.0	72	42159	No
140	GOM_NL__2PRFIN20100324_085405_000000582088_00021_42159_1035.N1	24-MAR-2010 08:54:05	Twilight	58.000	11	53Alp Aql	0.76500	8000.0	116	42159	No
141	GOM_NL__2PRFIN20100324_090504_000000542088_00021_42159_1036.N1	24-MAR-2010 09:05:04	Dark	53.500	155	41Pi Sgr	2.9000	6600.0	107	42159	No
142	GOM_NL__2PRFIN20100324_090712_000000512088_00021_42159_1037.N1	24-MAR-2010 09:07:12	Dark	51.000	57	34Sig Sgr	2.0660	26000.	102	42159	No
143	GOM_NL__2PRFIN20100324_090903_000000562088_00021_42159_1038.N1	24-MAR-2010 09:09:03	Dark	56.000	137	22Lam Sgr	2.8240	4400.0	112	42159	No
144	GOM_NL__2PRFIN20100324_091048_000000512088_00021_42159_1039.N1	24-MAR-2010 09:10:48	Dark	50.500	38	20Eps Sgr	1.8360	11000.	101	42159	No
145	GOM_NL__2PRFIN20100324_091609_000000472088_00022_42160_1023.N1	24-MAR-2010 09:16:09	Dark	47.000	141	Bet Ara	2.8400	4600.0	94	42160	No
146	GOM_NL__2PRFIN20100324_091934_000000392088_00022_42160_1024.N1	24-MAR-2010 09:19:34	Dark	39.000	134	Bet TrA	2.8100	6600.0	78	42160	No
147	GOM_NL__2PRFIN20100324_092217_000000502088_00022_42160_1025.N1	24-MAR-2010 09:22:17	Dark	50.000	4	Alp1Cen	-0.010000	5800.0	100	42160	No
148	GOM_NL__2PRFIN20100324_092441_000000502088_00022_42160_1026.N1	24-MAR-2010 09:24:41	Straylight	49.500	78	Alp Lup	2.3040	28000.	99	42160	No
149	GOM_NL__2PRFIN20100324_092614_000000472088_00022_42160_1027.N1	24-MAR-2010 09:26:14	Straylight	46.500	81	Eta Cen	2.3560	28000.	93	42160	No
150	GOM_NL__2PRFIN20100324_092812_000000412088_00022_42160_1028.N1	24-MAR-2010 09:28:12	Straylight	40.500	64	Gam Cen	2.2000	10600.	81	42160	No
151	GOM_NL__2PRFIN20100324_093037_000000472088_00022_42160_1029.N1	24-MAR-2010 09:30:37	Straylight	47.000	123	Iot Cen	2.7500	10200.	94	42160	No
152	GOM_NL__2PRFIN20100324_093553_000000492088_00022_42160_1030.N1	24-MAR-2010 09:35:53	Straylight	49.000	106	9Bet Crv	2.6480	5600.0	98	42160	No
153	GOM_NL__2PRFIN20100324_093800_000000452088_00022_42160_1031.N1	24-MAR-2010 09:38:00	Twilight	45.000	100	4Gam Crv	2.5800	13100.	90	42160	No
154	GOM_NL__2PRFIN20100324_094339_000000502088_00022_42160_1032.N1	24-MAR-2010 09:43:39	Bright	49.500	121	29Gam Vir	2.7400	7200.0	99	42160	No
155	GOM_NL__2PRFIN20100324_094817_000000602088_00022_42160_1033.N1	24-MAR-2010 09:48:17	Bright	60.000	62	94Bet Leo	2.1360	9700.0	120	42160	No
156	GOM_NL__2PRFIN20100324_094941_000000392088_00022_42160_1034.N1	24-MAR-2010 09:49:41	Bright	39.000	96	68Del Leo	2.5600	9300.0	78	42160	No
157	GOM_NL__2PRFIN20100324_095638_000000372088_00022_42160_1035.N1	24-MAR-2010 09:56:38	Bright	37.000	174	52Psi UMa	3.0040	4400.0	74	42160	No
158	GOM_NL__2PRFIN20100324_095955_000000402088_00022_42160_1036.N1	24-MAR-2010 09:59:55	Bright	39.500	82	48Bet UMa	2.3650	10600.	79	42160	No
159	GOM_NL__2PRFIN20100324_100126_000000542088_00022_42160_1037.N1	24-MAR-2010 10:01:26	Bright	54.000	36	50Alp UMa	1.8000	6300.0	108	42160	No
160	GOM_NL__2PRFIN20100324_100308_000000452088_00022_42160_1038.N1	24-MAR-2010 10:03:08	Bright	45.000	55	79Zet UMa	2.0600	10200.	90	42160	No

161	GOM_NL__2PRFIN20100324_100812_000000372088_00022_42160_1039.N1	24-MAR-2010 10:08:12	Bright	37.000	60	7Bet UMi	2.0810	3950.0	74	42160	No
162	GOM_NL__2PRFIN20100324_101144_000000482088_00022_42160_1040.N1	24-MAR-2010 10:11:44	Bright	47.500	119	14Eta Dra	2.7270	4700.0	95	42160	No
163	GOM_NL__2PRFIN20100324_101702_000000382088_00022_42160_1041.N1	24-MAR-2010 10:17:02	Bright	38.000	89	5Alp Cep	2.4510	8000.0	76	42160	No
164	GOM_NL__2PRFIN20100324_102211_000000372088_00022_42160_1042.N1	24-MAR-2010 10:22:11	Bright	37.000	19	50Alp Cyg	1.2460	10500.	74	42160	No
165	GOM_NL__2PRFIN20100324_102347_000000422088_00022_42160_1043.N1	24-MAR-2010 10:23:47	Bright	41.500	66	37Gam Cyg	2.2080	5900.0	83	42160	No
166	GOM_NL__2PRFIN20100324_102538_000000402088_00022_42160_1044.N1	24-MAR-2010 10:25:38	Bright	40.000	92	53Eps Cyg	2.5000	4500.0	80	42160	No
167	GOM_NL__2PRFIN20100324_103441_000000562088_00022_42160_1045.N1	24-MAR-2010 10:34:41	Tw_i_and_stray	56.000	11	53Alp Aql	0.76500	8000.0	112	42160	No
168	GOM_NL__2PRFIN20100324_104541_000000532088_00022_42160_1046.N1	24-MAR-2010 10:45:41	Dark	52.500	155	41Pi Sgr	2.9000	6600.0	105	42160	No
169	GOM_NL__2PRFIN20100324_104749_000000502088_00022_42160_1047.N1	24-MAR-2010 10:47:49	Dark	50.000	57	34Sig Sgr	2.0660	26000.	100	42160	No
170	GOM_NL__2PRFIN20100324_104941_000000552088_00022_42160_1048.N1	24-MAR-2010 10:49:41	Dark	55.000	137	22Lam Sgr	2.8240	4400.0	110	42160	No
171	GOM_NL__2PRFIN20100324_105125_000000502088_00022_42160_1049.N1	24-MAR-2010 10:51:25	Dark	49.500	38	20Eps Sgr	1.8360	11000.	99	42160	No
172	GOM_NL__2PRFIN20100324_105646_000000442088_00023_42161_1035.N1	24-MAR-2010 10:56:46	Dark	44.000	141	Bet Ara	2.8400	4600.0	88	42161	No
173	GOM_NL__2PRFIN20100324_110010_000000402088_00023_42161_1036.N1	24-MAR-2010 11:00:10	Dark	40.000	134	Bet TrA	2.8100	6600.0	80	42161	No
174	GOM_NL__2PRFIN20100324_110253_000000562088_00023_42161_1037.N1	24-MAR-2010 11:02:53	Dark	56.000	4	Alp1Cen	-0.010000	5800.0	112	42161	No
175	GOM_NL__2PRFIN20100324_110517_000000442088_00023_42161_1038.N1	24-MAR-2010 11:05:17	Straylight	44.000	78	Alp Lup	2.3040	28000.	88	42161	No
176	GOM_NL__2PRFIN20100324_110650_000000492088_00023_42161_1039.N1	24-MAR-2010 11:06:50	Straylight	49.000	81	Eta Cen	2.3560	28000.	98	42161	No
177	GOM_NL__2PRFIN20100324_110849_000000432088_00023_42161_1040.N1	24-MAR-2010 11:08:49	Straylight	42.500	64	Gam Cen	2.2000	10600.	85	42161	No
178	GOM_NL__2PRFIN20100324_111114_000000472088_00023_42161_1041.N1	24-MAR-2010 11:11:14	Straylight	46.500	123	lot Cen	2.7500	10200.	93	42161	No
179	GOM_NL__2PRFIN20100324_111629_000000492088_00023_42161_1042.N1	24-MAR-2010 11:16:29	Straylight	48.500	106	9Bet Crv	2.6480	5600.0	97	42161	No
180	GOM_NL__2PRFIN20100324_111836_000000442088_00023_42161_1043.N1	24-MAR-2010 11:18:36	Tw_i_and_stray	44.000	100	4Gam Crv	2.5800	13100.	88	42161	No
181	GOM_NL__2PRFIN20100324_112415_000000522088_00023_42161_1044.N1	24-MAR-2010 11:24:15	Bright	52.000	121	29Gam Vir	2.7400	7200.0	104	42161	No
182	GOM_NL__2PRFIN20100324_112852_000000432088_00023_42161_1045.N1	24-MAR-2010 11:28:52	Bright	42.500	62	94Bet Leo	2.1360	9700.0	85	42161	No
183	GOM_NL__2PRFIN20100324_113017_000000412088_00023_42161_1046.N1	24-MAR-2010 11:30:17	Bright	40.500	96	68Del Leo	2.5600	9300.0	81	42161	No
184	GOM_NL__2PRFIN20100324_113713_000000382088_00023_42161_1047.N1	24-MAR-2010 11:37:13	Bright	38.000	174	52Psi UMa	3.0040	4400.0	76	42161	No
185	GOM_NL__2PRFIN20100324_114031_000000382088_00023_42161_1048.N1	24-MAR-2010 11:40:31	Bright	37.500	82	48Bet UMa	2.3650	10600.	75	42161	No
186	GOM_NL__2PRFIN20100324_114202_000000402088_00023_42161_1049.N1	24-MAR-2010 11:42:02	Bright	40.000	36	50Alp UMa	1.8000	6300.0	80	42161	No
187	GOM_NL__2PRFIN20100324_114343_000000452088_00023_42161_1050.N1	24-MAR-2010 11:43:43	Bright	45.000	55	79Zet UMa	2.0600	10200.	90	42161	No
188	GOM_NL__2PRFIN20100324_114848_000000402088_00023_42161_1051.N1	24-MAR-2010 11:48:48	Bright	40.000	60	7Bet UMi	2.0810	3950.0	80	42161	No
189	GOM_NL__2PRFIN20100324_115219_000000492088_00023_42161_1052.N1	24-MAR-2010 11:52:19	Bright	49.000	119	14Eta Dra	2.7270	4700.0	98	42161	No
190	GOM_NL__2PRFIN20100324_115738_000000372088_00023_42161_1053.N1	24-MAR-2010 11:57:38	Bright	36.500	89	5Alp Cep	2.4510	8000.0	73	42161	No
191	GOM_NL__2PRFIN20100324_120247_000000412088_00023_42161_1054.N1	24-MAR-2010 12:02:47	Bright	41.000	19	50Alp Cyg	1.2460	10500.	82	42161	No
192	GOM_NL__2PRFIN20100324_120423_000000412088_00023_42161_1055.N1	24-MAR-2010 12:04:23	Bright	40.500	66	37Gam Cyg	2.2080	5900.0	81	42161	No
193	GOM_NL__2PRFIN20100324_120614_000000382088_00023_42161_1056.N1	24-MAR-2010 12:06:14	Bright	37.500	92	53Eps Cyg	2.5000	4500.0	75	42161	No
194	GOM_NL__2PRFIN20100324_121518_000000612088_00023_42161_1057.N1	24-MAR-2010 12:15:18	Tw_i_and_stray	61.000	11	53Alp Aql	0.76500	8000.0	122	42161	No
195	GOM_NL__2PRFIN20100324_122618_000000492088_00023_42161_1058.N1	24-MAR-2010 12:26:18	Dark	48.500	155	41Pi Sgr	2.9000	6600.0	97	42161	No
196	GOM_NL__2PRFIN20100324_122826_000000532088_00023_42161_1059.N1	24-MAR-2010 12:28:26	Dark	53.000	57	34Sig Sgr	2.0660	26000.	106	42161	No
197	GOM_NL__2PRFIN20100324_123018_000000622088_00023_42161_1060.N1	24-MAR-2010 12:30:18	Dark	61.500	137	22Lam Sgr	2.8240	4400.0	123	42161	No
198	GOM_NL__2PRFIN20100324_123202_000000532088_00023_42161_1061.N1	24-MAR-2010 12:32:02	Dark	52.500	38	20Eps Sgr	1.8360	11000.	105	42161	No
199	GOM_NL__2PRFIN20100324_123722_000000412088_00024_42162_1043.N1	24-MAR-2010 12:37:22	Dark	41.000	141	Bet Ara	2.8400	4600.0	82	42162	No
200	GOM_NL__2PRFIN20100324_124046_000000392088_00024_42162_1044.N1	24-MAR-2010 12:40:46	Dark	39.000	134	Bet TrA	2.8100	6600.0	78	42162	No
201	GOM_NL__2PRFIN20100324_124329_000000532088_00024_42162_1045.N1	24-MAR-2010 12:43:29	Dark	52.500	4	Alp1Cen	-0.010000	5800.0	105	42162	No
202	GOM_NL__2PRFIN20100324_124554_000000452088_00024_42162_1046.N1	24-MAR-2010 12:45:54	Straylight	45.000	78	Alp Lup	2.3040	28000.	90	42162	No
203	GOM_NL__2PRFIN20100324_124727_000000502088_00024_42162_1047.N1	24-MAR-2010 12:47:27	Straylight	49.500	81	Eta Cen	2.3560	28000.	99	42162	No
204	GOM_NL__2PRFIN20100324_124925_000000422088_00024_42162_1048.N1	24-MAR-2010 12:49:25	Straylight	41.500	64	Gam Cen	2.2000	10600.	83	42162	No
205	GOM_NL__2PRFIN20100324_125150_000000452088_00024_42162_1049.N1	24-MAR-2010 12:51:50	Straylight	45.000	123	lot Cen	2.7500	10200.	90	42162	No
206	GOM_NL__2PRFIN20100324_125705_000000472088_00024_42162_1050.N1	24-MAR-2010 12:57:05	Straylight	47.000	106	9Bet Crv	2.6480	5600.0	94	42162	No
207	GOM_NL__2PRFIN20100324_125912_000000442088_00024_42162_1051.N1	24-MAR-2010 12:59:12	Tw_i_and_stray	43.500	100	4Gam Crv	2.5800	13100.	87	42162	No
208	GOM_NL__2PRFIN20100324_130451_000000512088_00024_42162_1052.N1	24-MAR-2010 13:04:51	Bright	50.500	121	29Gam Vir	2.7400	7200.0	101	42162	No
209	GOM_NL__2PRFIN20100324_130928_000000422088_00024_42162_1053.N1	24-MAR-2010 13:09:28	Bright	42.000	62	94Bet Leo	2.1360	9700.0	84	42162	No
210	GOM_NL__2PRFIN20100324_131053_000000392088_00024_42162_1054.N1	24-MAR-2010 13:10:53	Bright	38.500	96	68Del Leo	2.5600	9300.0	77	42162	No
211	GOM_NL__2PRFIN20100324_131749_000000362088_00024_42162_1055.N1	24-MAR-2010 13:17:49	Bright	35.500	174	52Psi UMa	3.0040	4400.0	71	42162	No
212	GOM_NL__2PRFIN20100324_132106_000000372088_00024_42162_1056.N1	24-MAR-2010 13:21:06	Bright	37.000	82	48Bet UMa	2.3650	10600.	74	42162	No
213	GOM_NL__2PRFIN20100324_132238_000000422088_00024_42162_1057.N1	24-MAR-2010 13:22:38	Bright	42.000	36	50Alp UMa	1.8000	6300.0	84	42162	No
214	GOM_NL__2PRFIN20100324_132418_000000672088_00024_42162_1058.N1	24-MAR-2010 13:24:18	Bright	67.000	55	79Zet UMa	2.0600	10200.	134	42162	No
215	GOM_NL__2PRFIN20100324_132923_000000422088_00024_42162_1059.N1	24-MAR-2010 13:29:23	Bright	42.000	60	7Bet UMi	2.0810	3950.0	84	42162	No
216	GOM_NL__2PRFIN20100324_133254_000000492088_00024_42162_1060.N1	24-MAR-2010 13:32:54	Bright	48.500	119	14Eta Dra	2.7270	4700.0	97	42162	No
217	GOM_NL__2PRFIN20100324_133814_000000382088_00024_42162_1061.N1	24-MAR-2010 13:38:14	Bright	37.500	89	5Alp Cep	2.4510	8000.0	75	42162	No
218	GOM_NL__2PRFIN20100324_134323_000000382088_00024_42162_1062.N1	24-MAR-2010 13:43:23	Bright	38.000	19	50Alp Cyg	1.2460	10500.	76	42162	No
219	GOM_NL__2PRFIN20100324_134459_000000432088_00024_42162_1063.N1	24-MAR-2010 13:44:59	Bright	42.500	66	37Gam Cyg	2.2080	5900.0	85	42162	No

220	GOM_NL__2PRFIN20100324_134650_000000412088_00024_42162_1064.N1	24-MAR-2010 13:46:50	Bright	41.000	92	53Eps Cyg	2.5000	4500.0	82	42162	No
221	GOM_NL__2PRFIN20100324_135554_000000552088_00024_42162_1065.N1	24-MAR-2010 13:55:54	Tw_i_and_stray	55.000	11	53Alp Aql	0.76500	8000.0	110	42162	No
222	GOM_NL__2PRFIN20100324_140654_000000512088_00024_42162_1066.N1	24-MAR-2010 14:06:54	Dark	50.500	155	41Pi Sgr	2.9000	6600.0	101	42162	No
223	GOM_NL__2PRFIN20100324_140903_000000532088_00024_42162_1067.N1	24-MAR-2010 14:09:03	Dark	52.500	57	34Sig Sgr	2.0660	26000.	105	42162	No
224	GOM_NL__2PRFIN20100324_141055_000000572088_00024_42162_1068.N1	24-MAR-2010 14:10:55	Dark	56.500	137	22Lam Sgr	2.8240	4400.0	113	42162	No
225	GOM_NL__2PRFIN20100324_141239_000000492088_00024_42162_1069.N1	24-MAR-2010 14:12:39	Dark	48.500	38	20Eps Sgr	1.8360	11000.	97	42162	No
226	GOM_NL__2PRFIN20100324_141759_000000432088_00025_42163_1051.N1	24-MAR-2010 14:17:59	Dark	42.500	141	Bet Ara	2.8400	4600.0	85	42163	No
227	GOM_NL__2PRFIN20100324_142123_000000402088_00025_42163_1052.N1	24-MAR-2010 14:21:23	Dark	40.000	134	Bet TrA	2.8100	6600.0	80	42163	No
228	GOM_NL__2PRFIN20100324_142406_000000442088_00025_42163_1053.N1	24-MAR-2010 14:24:06	Dark	44.000	4	Alp1Cen	-0.010000	5800.0	88	42163	No
229	GOM_NL__2PRFIN20100324_142630_000000462088_00025_42163_1054.N1	24-MAR-2010 14:26:30	Straylight	45.500	78	Alp Lup	2.3040	28000.	91	42163	No
230	GOM_NL__2PRFIN20100324_142804_000000502088_00025_42163_1055.N1	24-MAR-2010 14:28:04	Straylight	50.000	81	Eta Cen	2.3560	28000.	100	42163	No
231	GOM_NL__2PRFIN20100324_143001_000000432088_00025_42163_1056.N1	24-MAR-2010 14:30:01	Straylight	42.500	64	Gam Cen	2.2000	10600.	85	42163	No
232	GOM_NL__2PRFIN20100324_143227_000000442088_00025_42163_1057.N1	24-MAR-2010 14:32:27	Straylight	43.500	123	lot Cen	2.7500	10200.	87	42163	No
233	GOM_NL__2PRFIN20100324_143741_000000522088_00025_42163_1058.N1	24-MAR-2010 14:37:41	Straylight	52.000	106	9Bet Crv	2.6480	5600.0	104	42163	No
234	GOM_NL__2PRFIN20100324_143948_000000462088_00025_42163_1059.N1	24-MAR-2010 14:39:48	Tw_i_and_stray	45.500	100	4Gam Crv	2.5800	13100.	91	42163	No
235	GOM_NL__2PRFIN20100324_144526_000000502088_00025_42163_1060.N1	24-MAR-2010 14:45:26	Bright	50.000	121	29Gam Vir	2.7400	7200.0	100	42163	No
236	GOM_NL__2PRFIN20100324_145004_000000432088_00025_42163_1061.N1	24-MAR-2010 14:50:04	Bright	42.500	62	94Bet Leo	2.1360	9700.0	85	42163	No
237	GOM_NL__2PRFIN20100324_145129_000000382088_00025_42163_1062.N1	24-MAR-2010 14:51:29	Bright	38.000	96	68Del Leo	2.5600	9300.0	76	42163	No
238	GOM_NL__2PRFIN20100324_145825_000000392088_00025_42163_1063.N1	24-MAR-2010 14:58:25	Bright	39.000	174	52Psi UMa	3.0040	4400.0	78	42163	No
239	GOM_NL__2PRFIN20100324_150142_000000372088_00025_42163_1064.N1	24-MAR-2010 15:01:42	Bright	37.000	82	48Bet UMa	2.3650	10600.	74	42163	No
240	GOM_NL__2PRFIN20100324_150313_000000392088_00025_42163_1065.N1	24-MAR-2010 15:03:13	Bright	39.000	36	50Alp UMa	1.8000	6300.0	78	42163	No
241	GOM_NL__2PRFIN20100324_150453_000000462088_00025_42163_1066.N1	24-MAR-2010 15:04:53	Bright	45.500	55	79Zet UMa	2.0600	10200.	91	42163	No
242	GOM_NL__2PRFIN20100324_150959_000000372088_00025_42163_1067.N1	24-MAR-2010 15:09:59	Bright	36.500	60	7Bet UMi	2.0810	3950.0	73	42163	No
243	GOM_NL__2PRFIN20100324_151330_000000492088_00025_42163_1068.N1	24-MAR-2010 15:13:30	Bright	49.000	119	14Eta Dra	2.7270	4700.0	98	42163	No
244	GOM_NL__2PRFIN20100324_151850_000000382088_00025_42163_1069.N1	24-MAR-2010 15:18:50	Bright	37.500	89	5Alp Cep	2.4510	8000.0	75	42163	No
245	GOM_NL__2PRFIN20100324_152359_000000402088_00025_42163_1070.N1	24-MAR-2010 15:23:59	Bright	39.500	19	50Alp Cyg	1.2460	10500.	79	42163	No
246	GOM_NL__2PRFIN20100324_152535_000000412088_00025_42163_1071.N1	24-MAR-2010 15:25:35	Bright	40.500	66	37Gam Cyg	2.2080	5900.0	81	42163	No
247	GOM_NL__2PRFIN20100324_152726_000000412088_00025_42163_1072.N1	24-MAR-2010 15:27:26	Bright	40.500	92	53Eps Cyg	2.5000	4500.0	81	42163	No
248	GOM_NL__2PRFIN20100324_153631_000000562088_00025_42163_1073.N1	24-MAR-2010 15:36:31	Tw_i_and_stray	55.500	11	53Alp Aql	0.76500	8000.0	111	42163	No
249	GOM_NL__2PRFIN20100324_154732_000000502088_00025_42163_1074.N1	24-MAR-2010 15:47:32	Dark	49.500	155	41Pi Sgr	2.9000	6600.0	99	42163	No
250	GOM_NL__2PRFIN20100324_154941_000000502088_00025_42163_1075.N1	24-MAR-2010 15:49:41	Dark	50.000	57	34Sig Sgr	2.0660	26000.	100	42163	No
251	GOM_NL__2PRFIN20100324_155132_000000572088_00025_42163_1076.N1	24-MAR-2010 15:51:32	Dark	56.500	137	22Lam Sgr	2.8240	4400.0	113	42163	No
252	GOM_NL__2PRFIN20100324_155316_000000482088_00025_42163_1077.N1	24-MAR-2010 15:53:16	Dark	47.500	38	20Eps Sgr	1.8360	11000.	95	42163	No
253	GOM_NL__2PRFIN20100324_155836_000000432088_00026_42164_1059.N1	24-MAR-2010 15:58:36	Dark	43.000	141	Bet Ara	2.8400	4600.0	86	42164	No
254	GOM_NL__2PRFIN20100324_160200_000000402088_00026_42164_1060.N1	24-MAR-2010 16:02:00	Dark	40.000	134	Bet TrA	2.8100	6600.0	80	42164	No
255	GOM_NL__2PRFIN20100324_160442_000000562088_00026_42164_1061.N1	24-MAR-2010 16:04:42	Dark	56.000	4	Alp1Cen	-0.010000	5800.0	112	42164	No
256	GOM_NL__2PRFIN20100324_160707_000000462088_00026_42164_1062.N1	24-MAR-2010 16:07:07	Straylight	46.000	78	Alp Lup	2.3040	28000.	92	42164	No
257	GOM_NL__2PRFIN20100324_160841_000000522088_00026_42164_1063.N1	24-MAR-2010 16:08:41	Straylight	51.500	81	Eta Cen	2.3560	28000.	103	42164	No
258	GOM_NL__2PRFIN20100324_161038_000000392088_00026_42164_1064.N1	24-MAR-2010 16:10:38	Straylight	39.000	64	Gam Cen	2.2000	10600.	78	42164	No
259	GOM_NL__2PRFIN20100324_161303_000000462088_00026_42164_1065.N1	24-MAR-2010 16:13:03	Straylight	46.000	123	lot Cen	2.7500	10200.	92	42164	No
260	GOM_NL__2PRFIN20100324_161818_000000482088_00026_42164_1066.N1	24-MAR-2010 16:18:18	Straylight	48.000	106	9Bet Crv	2.6480	5600.0	96	42164	No
261	GOM_NL__2PRFIN20100324_162024_000000452088_00026_42164_1067.N1	24-MAR-2010 16:20:24	Tw_i_and_stray	45.000	100	4Gam Crv	2.5800	13100.	90	42164	No
262	GOM_NL__2PRFIN20100324_162602_000000532088_00026_42164_1068.N1	24-MAR-2010 16:26:02	Bright	53.000	121	29Gam Vir	2.7400	7200.0	106	42164	No
263	GOM_NL__2PRFIN20100324_163040_000000422088_00026_42164_1069.N1	24-MAR-2010 16:30:40	Bright	42.000	62	94Bet Leo	2.1360	9700.0	84	42164	No
264	GOM_NL__2PRFIN20100324_163204_000000392088_00026_42164_1070.N1	24-MAR-2010 16:32:04	Bright	38.500	96	68Del Leo	2.5600	9300.0	77	42164	No
265	GOM_NL__2PRFIN20100324_163900_000000402088_00026_42164_1071.N1	24-MAR-2010 16:39:00	Bright	39.500	174	52Psi UMa	3.0040	4400.0	79	42164	No
266	GOM_NL__2PRFIN20100324_164218_000000372088_00026_42164_1072.N1	24-MAR-2010 16:42:18	Bright	37.000	82	48Bet UMa	2.3650	10600.	74	42164	No
267	GOM_NL__2PRFIN20100324_164349_000000402088_00026_42164_1073.N1	24-MAR-2010 16:43:49	Bright	39.500	36	50Alp UMa	1.8000	6300.0	79	42164	No
268	GOM_NL__2PRFIN20100324_164528_000000452088_00026_42164_1074.N1	24-MAR-2010 16:45:28	Bright	45.000	55	79Zet UMa	2.0600	10200.	90	42164	No
269	GOM_NL__2PRFIN20100324_165035_000000412088_00026_42164_1075.N1	24-MAR-2010 16:50:35	Bright	41.000	60	7Bet UMi	2.0810	3950.0	82	42164	No
270	GOM_NL__2PRFIN20100324_165405_000000482088_00026_42164_1076.N1	24-MAR-2010 16:54:05	Bright	48.000	119	14Eta Dra	2.7270	4700.0	96	42164	No
271	GOM_NL__2PRFIN20100324_165925_000000362088_00026_42164_1077.N1	24-MAR-2010 16:59:25	Bright	35.500	89	5Alp Cep	2.4510	8000.0	71	42164	No
272	GOM_NL__2PRFIN20100324_170434_000000432088_00026_42164_1078.N1	24-MAR-2010 17:04:34	Bright	42.500	19	50Alp Cyg	1.2460	10500.	85	42164	No
273	GOM_NL__2PRFIN20100324_170611_000000402088_00026_42164_1079.N1	24-MAR-2010 17:06:11	Bright	40.000	66	37Gam Cyg	2.2080	5900.0	80	42164	No
274	GOM_NL__2PRFIN20100324_170802_000000412088_00026_42164_1080.N1	24-MAR-2010 17:08:02	Bright	40.500	92	53Eps Cyg	2.5000	4500.0	81	42164	No
275	GOM_NL__2PRFIN20100324_171707_000000542088_00026_42164_1081.N1	24-MAR-2010 17:17:07	Tw_i_and_stray	54.000	11	53Alp Aql	0.76500	8000.0	108	42164	No
276	GOM_NL__2PRFIN20100324_172809_000000542088_00026_42164_1082.N1	24-MAR-2010 17:28:09	Dark	53.500	155	41Pi Sgr	2.9000	6600.0	107	42164	No
277	GOM_NL__2PRFIN20100324_173018_000000502088_00026_42164_1083.N1	24-MAR-2010 17:30:18	Dark	50.000	57	34Sig Sgr	2.0660	26000.	100	42164	No
278	GOM_NL__2PRFIN20100324_173210_000000582088_00026_42164_1084.N1	24-MAR-2010 17:32:10	Dark	58.000	137	22Lam Sgr	2.8240	4400.0	116	42164	No

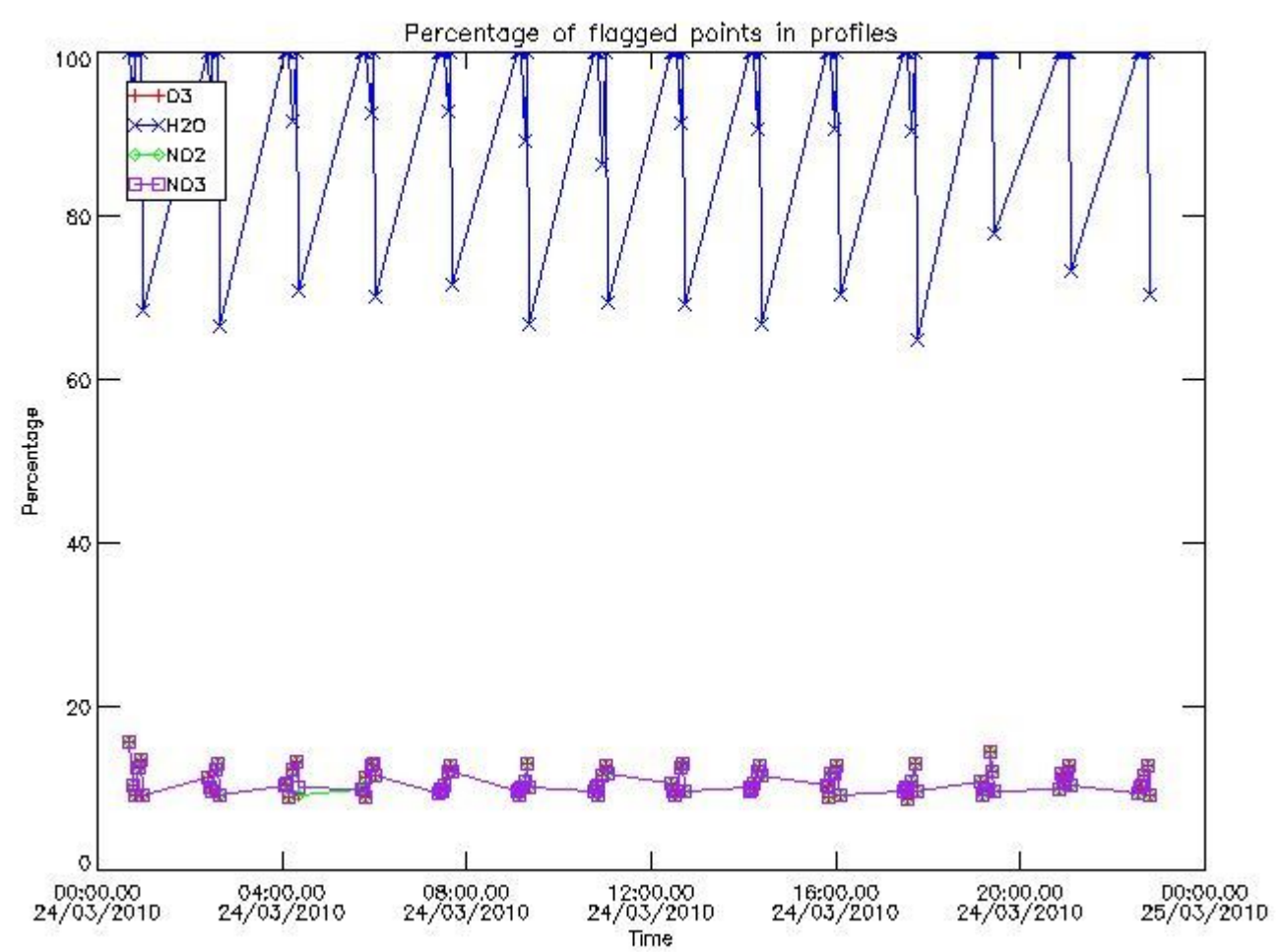
279	GOM_NL__2PRFIN20100324_173353_00000522088_00026_42164_1085.N1	24-MAR-2010 17:33:53	Dark	51.500	38	20Eps Sgr	1.8360	11000.	103	42164	No
280	GOM_NL__2PRFIN20100324_173912_00000472088_00027_42165_1067.N1	24-MAR-2010 17:39:12	Dark	47.000	141	Bet Ara	2.8400	4600.0	94	42165	No
281	GOM_NL__2PRFIN20100324_174236_00000392088_00027_42165_1068.N1	24-MAR-2010 17:42:36	Dark	39.000	134	Bet TrA	2.8100	6600.0	78	42165	No
282	GOM_NL__2PRFIN20100324_174519_00000532088_00027_42165_1069.N1	24-MAR-2010 17:45:19	Dark	53.000	4	Alp1Cen	-0.010000	5800.0	106	42165	No
283	GOM_NL__2PRFIN20100324_174744_00000492088_00027_42165_1070.N1	24-MAR-2010 17:47:44	Straylight	49.000	78	Alp Lup	2.3040	28000.	98	42165	No
284	GOM_NL__2PRFIN20100324_174917_00000472088_00027_42165_1071.N1	24-MAR-2010 17:49:17	Straylight	47.000	81	Eta Cen	2.3560	28000.	94	42165	No
285	GOM_NL__2PRFIN20100324_175114_00000412088_00027_42165_1072.N1	24-MAR-2010 17:51:14	Straylight	40.500	64	Gam Cen	2.2000	10600.	81	42165	No
286	GOM_NL__2PRFIN20100324_175339_00000502088_00027_42165_1073.N1	24-MAR-2010 17:53:39	Straylight	49.500	123	lot Cen	2.7500	10200.	99	42165	No
287	GOM_NL__2PRFIN20100324_175854_00000482088_00027_42165_1074.N1	24-MAR-2010 17:58:54	Straylight	48.000	106	9Bet Crv	2.6480	5600.0	96	42165	No
288	GOM_NL__2PRFIN20100324_180100_00000452088_00027_42165_1075.N1	24-MAR-2010 18:01:00	Tw_i_and_stray	45.000	100	4Gam Crv	2.5800	13100.	90	42165	No
289	GOM_NL__2PRFIN20100324_180638_00000522088_00027_42165_1076.N1	24-MAR-2010 18:06:38	Bright	51.500	121	29Gam Vir	2.7400	7200.0	103	42165	No
290	GOM_NL__2PRFIN20100324_181115_00000422088_00027_42165_1077.N1	24-MAR-2010 18:11:15	Bright	42.000	62	94Bet Leo	2.1360	9700.0	84	42165	No
291	GOM_NL__2PRFIN20100324_181240_00000392088_00027_42165_1078.N1	24-MAR-2010 18:12:40	Bright	39.000	96	68Del Leo	2.5600	9300.0	78	42165	No
292	GOM_NL__2PRFIN20100324_181936_00000372088_00027_42165_1079.N1	24-MAR-2010 18:19:36	Bright	36.500	174	52Psi UMa	3.0040	4400.0	73	42165	No
293	GOM_NL__2PRFIN20100324_182254_00000362088_00027_42165_1080.N1	24-MAR-2010 18:22:54	Bright	36.000	82	48Bet UMa	2.3650	10600.	72	42165	No
294	GOM_NL__2PRFIN20100324_182425_00000352088_00027_42165_1081.N1	24-MAR-2010 18:24:25	Bright	34.500	36	50Alp UMa	1.8000	6300.0	69	42165	No
295	GOM_NL__2PRFIN20100324_182604_00000472088_00027_42165_1082.N1	24-MAR-2010 18:26:04	Bright	46.500	55	79Zet UMa	2.0600	10200.	93	42165	No
296	GOM_NL__2PRFIN20100324_183110_00000372088_00027_42165_1083.N1	24-MAR-2010 18:31:10	Bright	37.000	60	7Bet UMi	2.0810	3950.0	74	42165	No
297	GOM_NL__2PRFIN20100324_183440_00000482088_00027_42165_1084.N1	24-MAR-2010 18:34:40	Bright	48.000	119	14Eta Dra	2.7270	4700.0	96	42165	No
298	GOM_NL__2PRFIN20100324_184001_00000362088_00027_42165_1085.N1	24-MAR-2010 18:40:01	Bright	35.500	89	5Alp Cep	2.4510	8000.0	71	42165	No
299	GOM_NL__2PRFIN20100324_184511_00000402088_00027_42165_1086.N1	24-MAR-2010 18:45:11	Bright	40.000	19	50Alp Cyg	1.2460	10500.	80	42165	No
300	GOM_NL__2PRFIN20100324_184647_00000402088_00027_42165_1087.N1	24-MAR-2010 18:46:47	Bright	40.000	66	37Gam Cyg	2.2080	5900.0	80	42165	No
301	GOM_NL__2PRFIN20100324_184838_00000382088_00027_42165_1088.N1	24-MAR-2010 18:48:38	Bright	37.500	92	53Eps Cyg	2.5000	4500.0	75	42165	No
302	GOM_NL__2PRFIN20100324_185744_00000572088_00027_42165_1089.N1	24-MAR-2010 18:57:44	Tw_i_and_stray	57.000	11	53Alp Aql	0.76500	8000.0	114	42165	No
303	GOM_NL__2PRFIN20100324_190846_00000522088_00027_42165_1090.N1	24-MAR-2010 19:08:46	Dark	51.500	155	41Pi Sgr	2.9000	6600.0	103	42165	No
304	GOM_NL__2PRFIN20100324_191055_00000562088_00027_42165_1091.N1	24-MAR-2010 19:10:55	Dark	55.500	57	34Sig Sgr	2.0660	26000.	111	42165	No
305	GOM_NL__2PRFIN20100324_191247_00000572088_00027_42165_1092.N1	24-MAR-2010 19:12:47	Dark	56.500	137	22Lam Sgr	2.8240	4400.0	113	42165	No
306	GOM_NL__2PRFIN20100324_191430_00000522088_00027_42165_1093.N1	24-MAR-2010 19:14:30	Dark	52.000	38	20Eps Sgr	1.8360	11000.	104	42165	No
307	GOM_NL__2PRFIN20100324_191757_00000522088_00028_42166_1075.N1	24-MAR-2010 19:17:57	Dark	52.000	85	Kap Sco	2.4070	28000.	104	42166	No
308	GOM_NL__2PRFIN20100324_191949_00000462088_00028_42166_1076.N1	24-MAR-2010 19:19:49	Dark	46.000	141	Bet Ara	2.8400	4600.0	92	42166	No
309	GOM_NL__2PRFIN20100324_192313_00000422088_00028_42166_1077.N1	24-MAR-2010 19:23:13	Dark	42.000	134	Bet TrA	2.8100	6600.0	84	42166	No
310	GOM_NL__2PRFIN20100324_192555_00000532088_00028_42166_1078.N1	24-MAR-2010 19:25:55	Dark	52.500	4	Alp1Cen	-0.010000	5800.0	105	42166	No
311	GOM_NL__2PRFIN20100324_192821_00000452088_00028_42166_1079.N1	24-MAR-2010 19:28:21	Straylight	45.000	78	Alp Lup	2.3040	28000.	90	42166	No
312	GOM_NL__2PRFIN20100324_192954_00000512088_00028_42166_1080.N1	24-MAR-2010 19:29:54	Straylight	50.500	81	Eta Cen	2.3560	28000.	101	42166	No
313	GOM_NL__2PRFIN20100324_193150_00000422088_00028_42166_1081.N1	24-MAR-2010 19:31:50	Straylight	42.000	64	Gam Cen	2.2000	10600.	84	42166	No
314	GOM_NL__2PRFIN20100324_193416_00000462088_00028_42166_1082.N1	24-MAR-2010 19:34:16	Straylight	46.000	123	lot Cen	2.7500	10200.	92	42166	No
315	GOM_NL__2PRFIN20100324_193930_00000522088_00028_42166_1083.N1	24-MAR-2010 19:39:30	Straylight	51.500	106	9Bet Crv	2.6480	5600.0	103	42166	No
316	GOM_NL__2PRFIN20100324_194136_00000472088_00028_42166_1084.N1	24-MAR-2010 19:41:36	Tw_i_and_stray	47.000	100	4Gam Crv	2.5800	13100.	94	42166	No
317	GOM_NL__2PRFIN20100324_194714_00000512088_00028_42166_1085.N1	24-MAR-2010 19:47:14	Bright	51.000	121	29Gam Vir	2.7400	7200.0	102	42166	No
318	GOM_NL__2PRFIN20100324_195151_00000592088_00028_42166_1086.N1	24-MAR-2010 19:51:51	Bright	59.000	62	94Bet Leo	2.1360	9700.0	118	42166	No
319	GOM_NL__2PRFIN20100324_195316_00000382088_00028_42166_1087.N1	24-MAR-2010 19:53:16	Bright	38.000	96	68Del Leo	2.5600	9300.0	76	42166	No
320	GOM_NL__2PRFIN20100324_200012_00000542088_00028_42166_1088.N1	24-MAR-2010 20:00:12	Bright	53.500	174	52Psi UMa	3.0040	4400.0	107	42166	No
321	GOM_NL__2PRFIN20100324_200330_00000542088_00028_42166_1089.N1	24-MAR-2010 20:03:30	Bright	54.000	82	48Bet UMa	2.3650	10600.	108	42166	No
322	GOM_NL__2PRFIN20100324_200501_00000382088_00028_42166_1090.N1	24-MAR-2010 20:05:01	Bright	37.500	36	50Alp UMa	1.8000	6300.0	75	42166	No
323	GOM_NL__2PRFIN20100324_200639_00000462088_00028_42166_1091.N1	24-MAR-2010 20:06:39	Bright	45.500	55	79Zet UMa	2.0600	10200.	91	42166	No
324	GOM_NL__2PRFIN20100324_201146_00000432088_00028_42166_1092.N1	24-MAR-2010 20:11:46	Bright	42.500	60	7Bet UMi	2.0810	3950.0	85	42166	No
325	GOM_NL__2PRFIN20100324_201516_00000472088_00028_42166_1093.N1	24-MAR-2010 20:15:16	Bright	47.000	119	14Eta Dra	2.7270	4700.0	94	42166	No
326	GOM_NL__2PRFIN20100324_202037_00000362088_00028_42166_1094.N1	24-MAR-2010 20:20:37	Bright	36.000	89	5Alp Cep	2.4510	8000.0	72	42166	No
327	GOM_NL__2PRFIN20100324_202546_00000412088_00028_42166_1095.N1	24-MAR-2010 20:25:46	Bright	40.500	19	50Alp Cyg	1.2460	10500.	81	42166	No
328	GOM_NL__2PRFIN20100324_202723_00000432088_00028_42166_1096.N1	24-MAR-2010 20:27:23	Bright	43.000	66	37Gam Cyg	2.2080	5900.0	86	42166	No
329	GOM_NL__2PRFIN20100324_202914_00000462088_00028_42166_1097.N1	24-MAR-2010 20:29:14	Bright	46.000	92	53Eps Cyg	2.5000	4500.0	92	42166	No
330	GOM_NL__2PRFIN20100324_203820_00000562088_00028_42166_1098.N1	24-MAR-2010 20:38:20	Tw_i_and_stray	56.000	11	53Alp Aql	0.76500	8000.0	112	42166	No
331	GOM_NL__2PRFIN20100324_205132_00000522088_00028_42166_1099.N1	24-MAR-2010 20:51:32	Dark	51.500	57	34Sig Sgr	2.0660	26000.	103	42166	No
332	GOM_NL__2PRFIN20100324_205324_00000562088_00028_42166_1100.N1	24-MAR-2010 20:53:24	Dark	55.500	137	22Lam Sgr	2.8240	4400.0	111	42166	No
333	GOM_NL__2PRFIN20100324_205507_00000522088_00028_42166_1101.N1	24-MAR-2010 20:55:07	Dark	51.500	38	20Eps Sgr	1.8360	11000.	103	42166	No
334	GOM_NL__2PRFIN20100324_205834_00000492088_00029_42167_1083.N1	24-MAR-2010 20:58:34	Dark	48.500	85	Kap Sco	2.4070	28000.	97	42167	No
335	GOM_NL__2PRFIN20100324_210026_00000442088_00029_42167_1084.N1	24-MAR-2010 21:00:26	Dark	43.500	141	Bet Ara	2.8400	4600.0	87	42167	No
336	GOM_NL__2PRFIN20100324_210349_00000402088_00029_42167_1085.N1	24-MAR-2010 21:03:49	Dark	40.000	134	Bet TrA	2.8100	6600.0	80	42167	No
337	GOM_NL__2PRFIN20100324_210632_00000552088_00029_42167_1086.N1	24-MAR-2010 21:06:32	Dark	54.500	4	Alp1Cen	-0.010000	5800.0	109	42167	No

338	GOM_NL__2PRFIN20100324_210857_000000462088_00029_42167_1087.N1	24-MAR-2010 21:08:57	Straylight	45.500	78	Alp Lup	2.3040	28000.	91	42167	No
339	GOM_NL__2PRFIN20100324_211031_000000502088_00029_42167_1088.N1	24-MAR-2010 21:10:31	Straylight	49.500	81	Eta Cen	2.3560	28000.	99	42167	No
340	GOM_NL__2PRFIN20100324_211227_000000392088_00029_42167_1089.N1	24-MAR-2010 21:12:27	Straylight	39.000	64	Gam Cen	2.2000	10600.	78	42167	No
341	GOM_NL__2PRFIN20100324_211452_000000462088_00029_42167_1090.N1	24-MAR-2010 21:14:52	Straylight	46.000	123	lot Cen	2.7500	10200.	92	42167	No
342	GOM_NL__2PRFIN20100324_212006_000000502088_00029_42167_1091.N1	24-MAR-2010 21:20:06	Straylight	49.500	106	9Bet Crv	2.6480	5600.0	99	42167	No
343	GOM_NL__2PRFIN20100324_212212_000000452088_00029_42167_1092.N1	24-MAR-2010 21:22:12	Tw_i_and_stray	45.000	100	4Gam Crv	2.5800	13100.	90	42167	No
344	GOM_NL__2PRFIN20100324_212749_000000512088_00029_42167_1093.N1	24-MAR-2010 21:27:49	Bright	50.500	121	29Gam Vir	2.7400	7200.0	101	42167	No
345	GOM_NL__2PRFIN20100324_213227_000000422088_00029_42167_1094.N1	24-MAR-2010 21:32:27	Bright	41.500	62	94Bet Leo	2.1360	9700.0	83	42167	No
346	GOM_NL__2PRFIN20100324_213352_000000382088_00029_42167_1095.N1	24-MAR-2010 21:33:52	Bright	37.500	96	68Del Leo	2.5600	9300.0	75	42167	No
347	GOM_NL__2PRFIN20100324_214047_000000392088_00029_42167_1096.N1	24-MAR-2010 21:40:47	Bright	39.000	174	52Psi UMa	3.0040	4400.0	78	42167	No
348	GOM_NL__2PRFIN20100324_214405_000000382088_00029_42167_1097.N1	24-MAR-2010 21:44:05	Bright	37.500	82	48Bet UMa	2.3650	10600.	75	42167	No
349	GOM_NL__2PRFIN20100324_214537_000000422088_00029_42167_1098.N1	24-MAR-2010 21:45:37	Bright	42.000	36	50Alp UMa	1.8000	6300.0	84	42167	No
350	GOM_NL__2PRFIN20100324_214714_000000472088_00029_42167_1099.N1	24-MAR-2010 21:47:14	Bright	46.500	55	79Zet UMa	2.0600	10200.	93	42167	No
351	GOM_NL__2PRFIN20100324_215221_000000372088_00029_42167_1100.N1	24-MAR-2010 21:52:21	Bright	37.000	60	7Bet UMi	2.0810	3950.0	74	42167	No
352	GOM_NL__2PRFIN20100324_215551_000000472088_00029_42167_1101.N1	24-MAR-2010 21:55:51	Bright	47.000	119	14Eta Dra	2.7270	4700.0	94	42167	No
353	GOM_NL__2PRFIN20100324_220113_000000462088_00029_42167_1102.N1	24-MAR-2010 22:01:13	Bright	46.000	89	5Alp Cep	2.4510	8000.0	92	42167	No
354	GOM_NL__2PRFIN20100324_220623_000000422088_00029_42167_1103.N1	24-MAR-2010 22:06:23	Bright	42.000	19	50Alp Cyg	1.2460	10500.	84	42167	No
355	GOM_NL__2PRFIN20100324_220759_000000402088_00029_42167_1104.N1	24-MAR-2010 22:07:59	Bright	39.500	66	37Gam Cyg	2.2080	5900.0	79	42167	No
356	GOM_NL__2PRFIN20100324_220950_000000442088_00029_42167_1105.N1	24-MAR-2010 22:09:50	Bright	43.500	92	53Eps Cyg	2.5000	4500.0	87	42167	No
357	GOM_NL__2PRFIN20100324_221857_000000562088_00029_42167_1106.N1	24-MAR-2010 22:18:57	Tw_i_and_stray	55.500	11	53Alp Aql	0.76500	8000.0	111	42167	No
358	GOM_NL__2PRFIN20100324_223402_000000542088_00029_42167_1107.N1	24-MAR-2010 22:34:02	Dark	54.000	137	22Lam Sgr	2.8240	4400.0	108	42167	No
359	GOM_NL__2PRFIN20100324_223544_000000502088_00029_42167_1108.N1	24-MAR-2010 22:35:44	Dark	50.000	38	20Eps Sgr	1.8360	11000.	100	42167	No
360	GOM_NL__2PRFIN20100324_223911_000000492088_00030_42168_1091.N1	24-MAR-2010 22:39:11	Dark	49.000	85	Kap Sco	2.4070	28000.	98	42168	No
361	GOM_NL__2PRFIN20100324_224102_000000442088_00030_42168_1092.N1	24-MAR-2010 22:41:02	Dark	44.000	141	Bet Ara	2.8400	4600.0	88	42168	No
362	GOM_NL__2PRFIN20100324_224425_000000402088_00030_42168_1093.N1	24-MAR-2010 22:44:25	Dark	40.000	134	Bet TrA	2.8100	6600.0	80	42168	No
363	GOM_NL__2PRFIN20100324_224708_000000562088_00030_42168_1094.N1	24-MAR-2010 22:47:08	Dark	56.000	4	Alp1Cen	-0.010000	5800.0	112	42168	No
364	GOM_NL__2PRFIN20100324_224934_000000462088_00030_42168_1095.N1	24-MAR-2010 22:49:34	Straylight	46.000	78	Alp Lup	2.3040	28000.	92	42168	No
365	GOM_NL__2PRFIN20100324_225108_000000492088_00030_42168_1096.N1	24-MAR-2010 22:51:08	Straylight	49.000	81	Eta Cen	2.3560	28000.	98	42168	No
366	GOM_NL__2PRFIN20100324_225303_000000432088_00030_42168_1097.N1	24-MAR-2010 22:53:03	Straylight	43.000	64	Gam Cen	2.2000	10600.	86	42168	No
367	GOM_NL__2PRFIN20100324_225528_000000502088_00030_42168_1098.N1	24-MAR-2010 22:55:28	Straylight	49.500	123	lot Cen	2.7500	10200.	99	42168	No
368	GOM_NL__2PRFIN20100324_230042_000000482088_00030_42168_1099.N1	24-MAR-2010 23:00:42	Straylight	47.500	106	9Bet Crv	2.6480	5600.0	95	42168	No
369	GOM_NL__2PRFIN20100324_230248_000000472088_00030_42168_1100.N1	24-MAR-2010 23:02:48	Tw_i_and_stray	46.500	100	4Gam Crv	2.5800	13100.	93	42168	No
370	GOM_NL__2PRFIN20100324_230825_000000512088_00030_42168_1101.N1	24-MAR-2010 23:08:25	Bright	51.000	121	29Gam Vir	2.7400	7200.0	102	42168	No
371	GOM_NL__2PRFIN20100324_231302_000000592088_00030_42168_1102.N1	24-MAR-2010 23:13:02	Bright	59.000	62	94Bet Leo	2.1360	9700.0	118	42168	No
372	GOM_NL__2PRFIN20100324_231427_000000372088_00030_42168_1103.N1	24-MAR-2010 23:14:27	Bright	36.500	96	68Del Leo	2.5600	9300.0	73	42168	No
373	GOM_NL__2PRFIN20100324_232123_000000392088_00030_42168_1104.N1	24-MAR-2010 23:21:23	Bright	39.000	174	52Psi UMa	3.0040	4400.0	78	42168	No
374	GOM_NL__2PRFIN20100324_232441_000000442088_00030_42168_1105.N1	24-MAR-2010 23:24:41	Bright	43.500	82	48Bet UMa	2.3650	10600.	87	42168	No
375	GOM_NL__2PRFIN20100324_232612_000000412088_00030_42168_1106.N1	24-MAR-2010 23:26:12	Bright	41.000	36	50Alp UMa	1.8000	6300.0	82	42168	No
376	GOM_NL__2PRFIN20100324_232749_000000452088_00030_42168_1107.N1	24-MAR-2010 23:27:49	Bright	45.000	55	79Zet UMa	2.0600	10200.	90	42168	No
377	GOM_NL__2PRFIN20100324_233257_000000422088_00030_42168_1108.N1	24-MAR-2010 23:32:57	Bright	42.000	60	7Bet UMi	2.0810	3950.0	84	42168	No
378	GOM_NL__2PRFIN20100324_233626_000000442088_00030_42168_1109.N1	24-MAR-2010 23:36:26	Bright	44.000	119	14Eta Dra	2.7270	4700.0	88	42168	No
379	GOM_NL__2PRFIN20100324_234149_000000372088_00030_42168_1110.N1	24-MAR-2010 23:41:49	Bright	37.000	89	5Alp Cep	2.4510	8000.0	74	42168	No
380	GOM_NL__2PRFIN20100324_234658_000000382088_00030_42168_1111.N1	24-MAR-2010 23:46:58	Bright	38.000	19	50Alp Cyg	1.2460	10500.	76	42168	No
381	GOM_NL__2PRFIN20100324_234835_000000412088_00030_42168_1112.N1	24-MAR-2010 23:48:35	Bright	40.500	66	37Gam Cyg	2.2080	5900.0	81	42168	No
382	GOM_NL__2PRFIN20100324_235027_000000402088_00030_42168_1113.N1	24-MAR-2010 23:50:27	Bright	40.000	92	53Eps Cyg	2.5000	4500.0	80	42168	No
383	GOM_NL__2PRFIN20100324_235933_000000582088_00030_42168_1114.N1	24-MAR-2010 23:59:33	Tw_i_and_stray	58.000	11	53Alp Aql	0.76500	8000.0	116	42168	No

3. Quality information per product

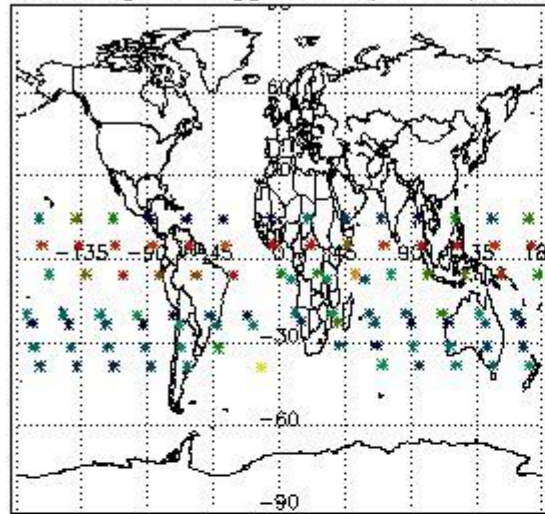
In this section it is plotted some information contained in the Quality Summary data set of the level 2 products. Only products in dark limb conditions and without errors (error flag in the MPH set to "0") are used.

3.1 Plot quality information per product (time dependant)

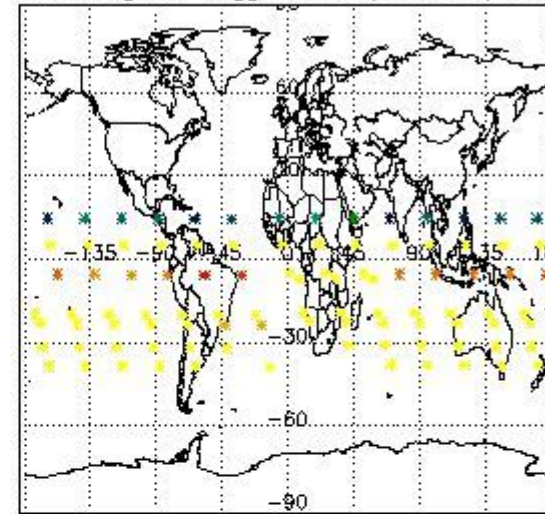


3.2 Plot quality information per product (world map)

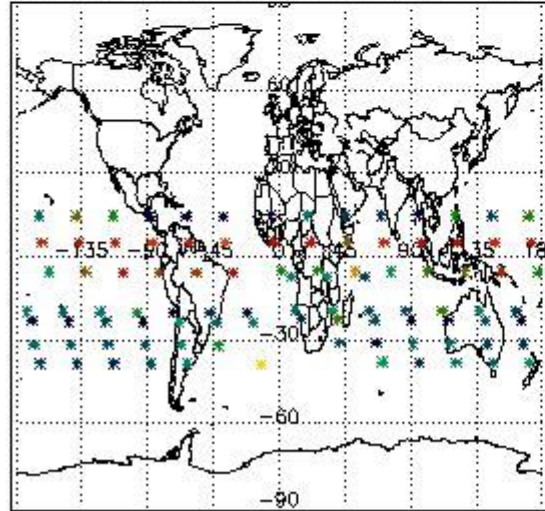
Percentage of flagged data per O3 profile



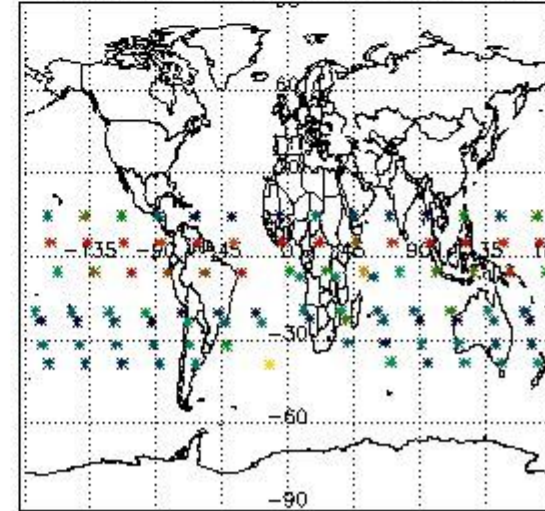
Percentage of flagged data per H2O profile



Percentage of flagged data per NO2 profile



Percentage of flagged data per NO3 profile

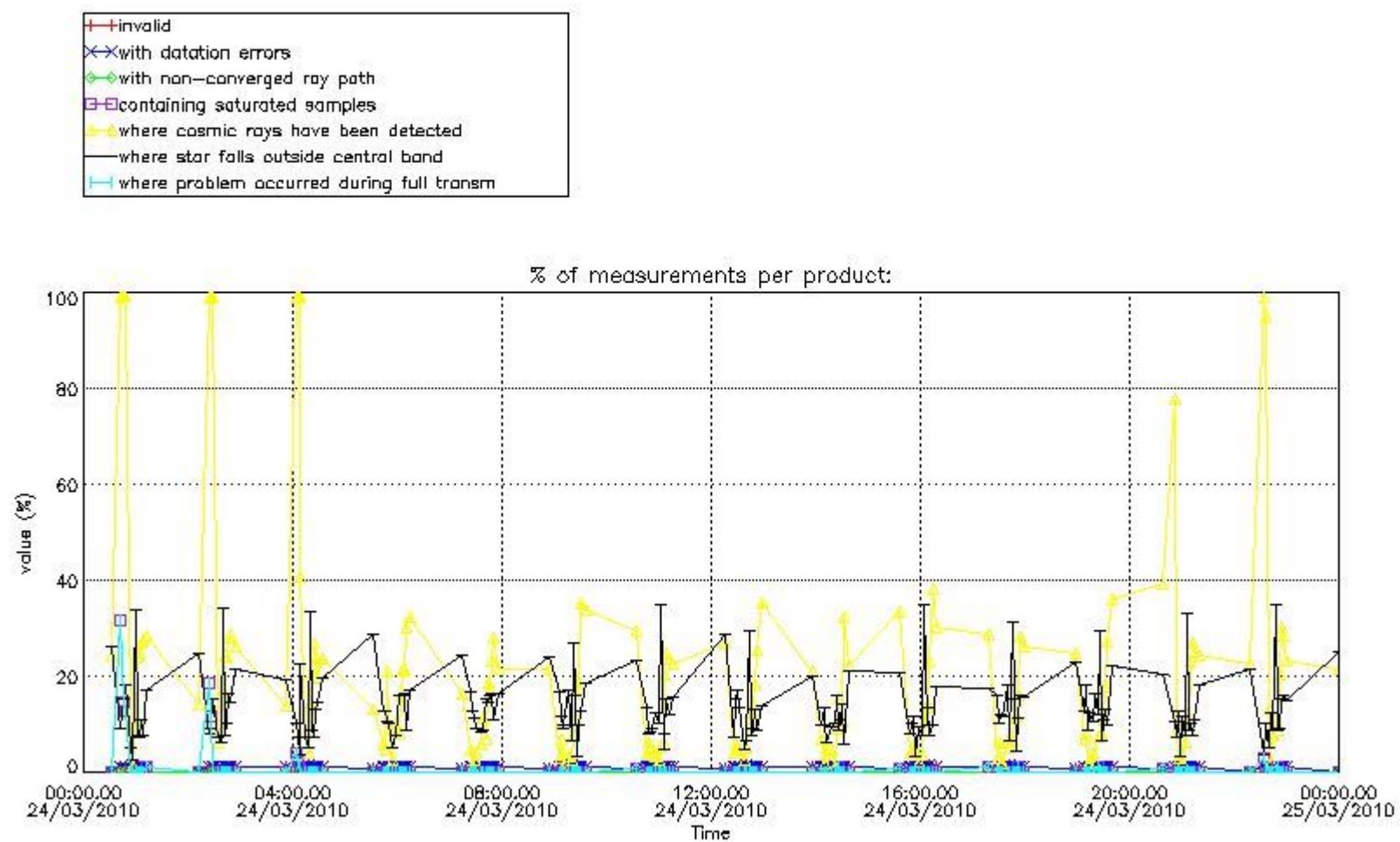


4. Level 1 quality information per product

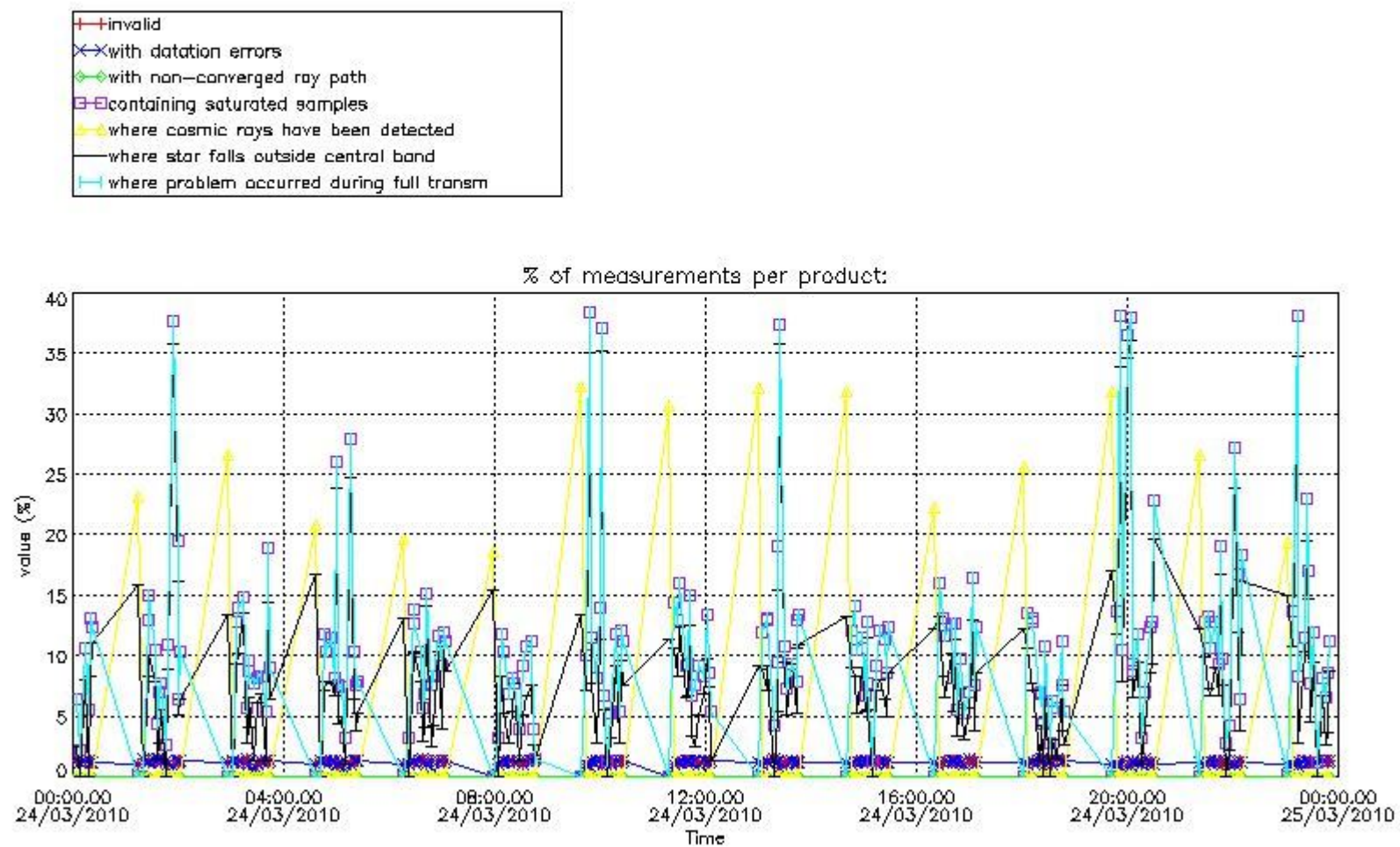
In this section it is plotted some information contained in the Quality Summary data set of the level 2 products that comes from the level 1b processing. Products without errors (error flag in the MPH set to "0") are used.

4.1 Plot quality information per product (time dependant) coming from level 1b processing

4.1.1 Plot level 1 quality information per product (time dependant): ENVISAT ASCENDING passes

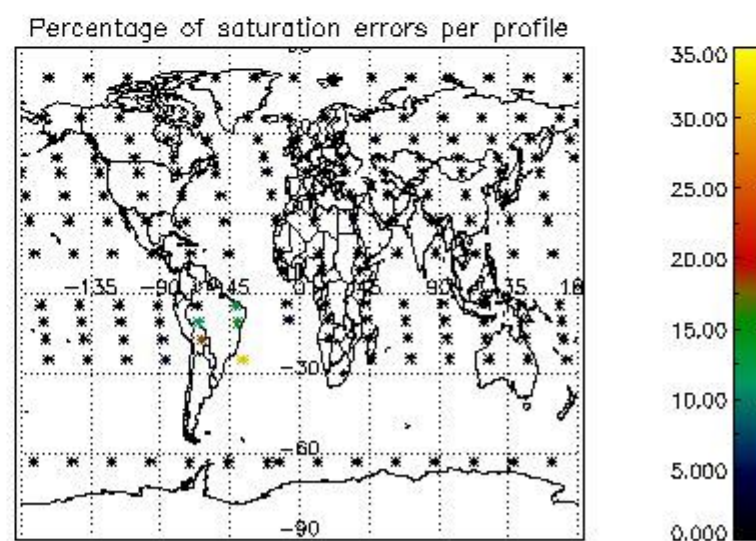
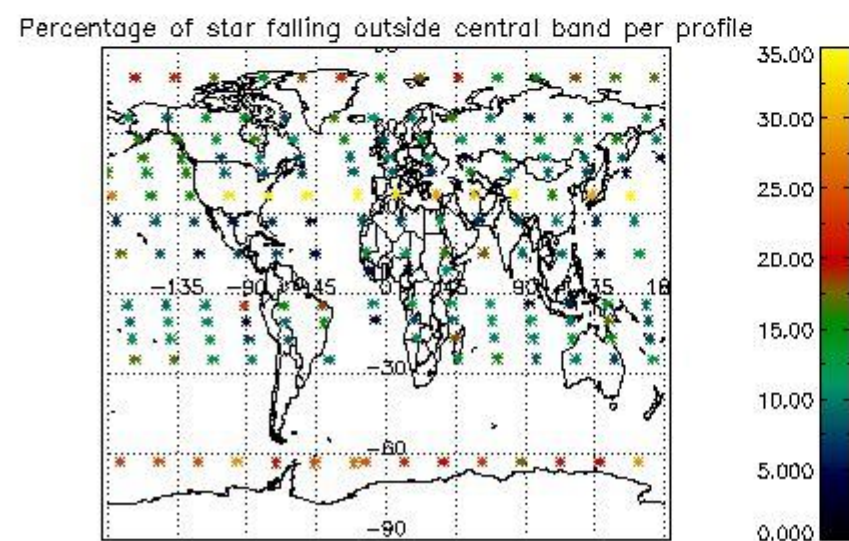
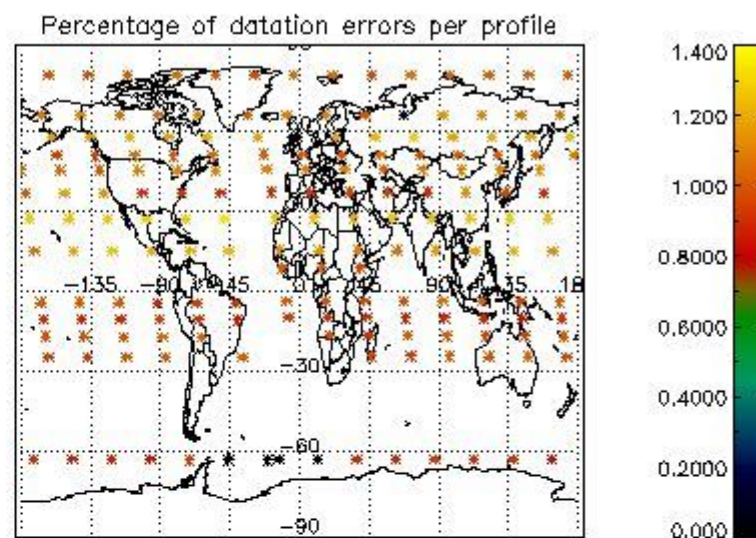
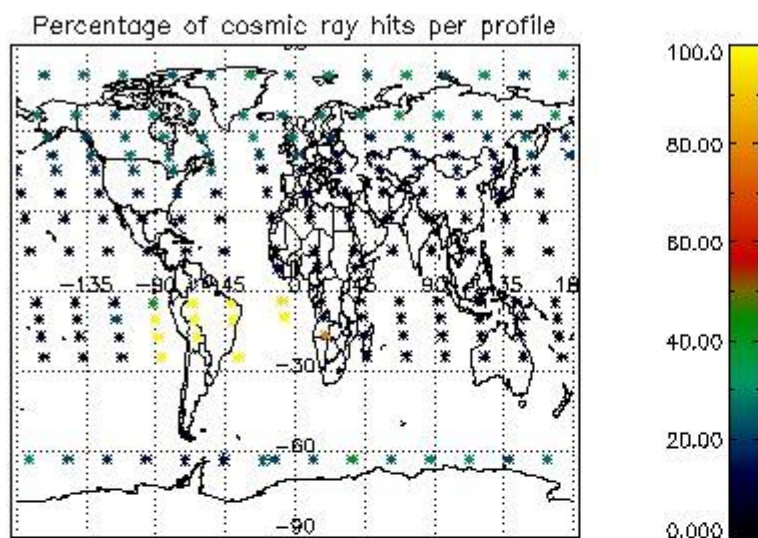


4.1.2 Plot level 1 quality information per product (time dependant): ENVI SAT DESCENDING passes

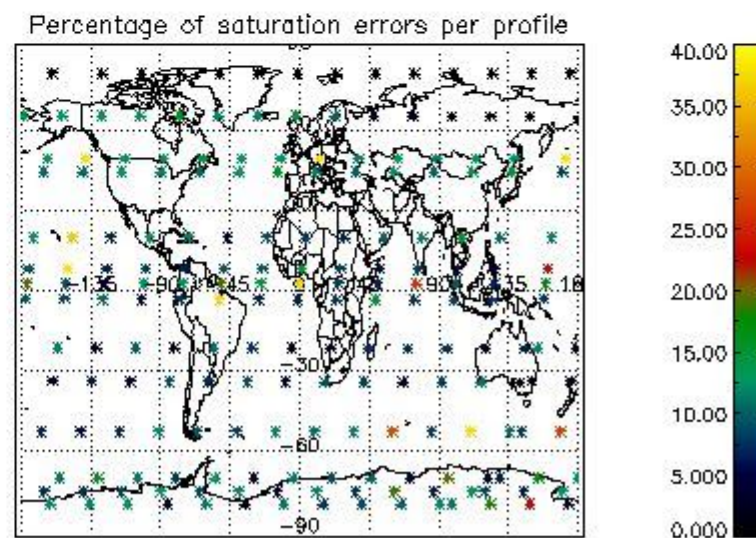
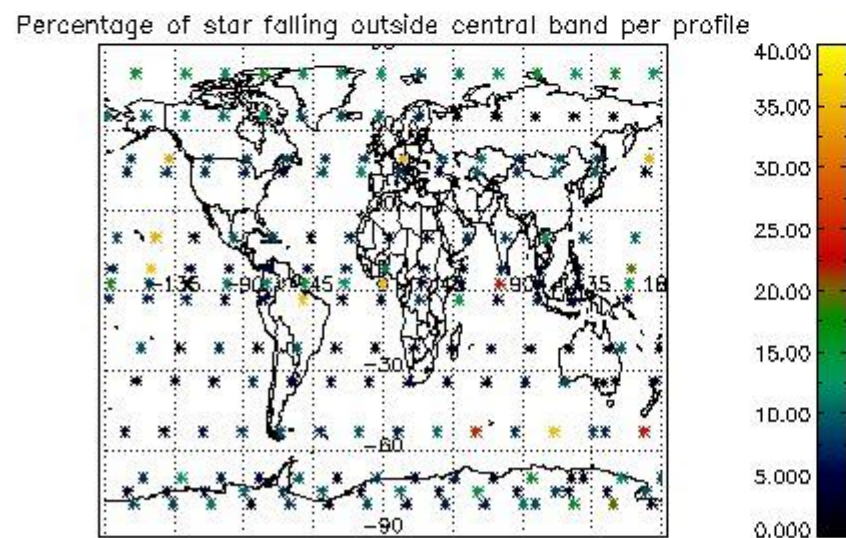
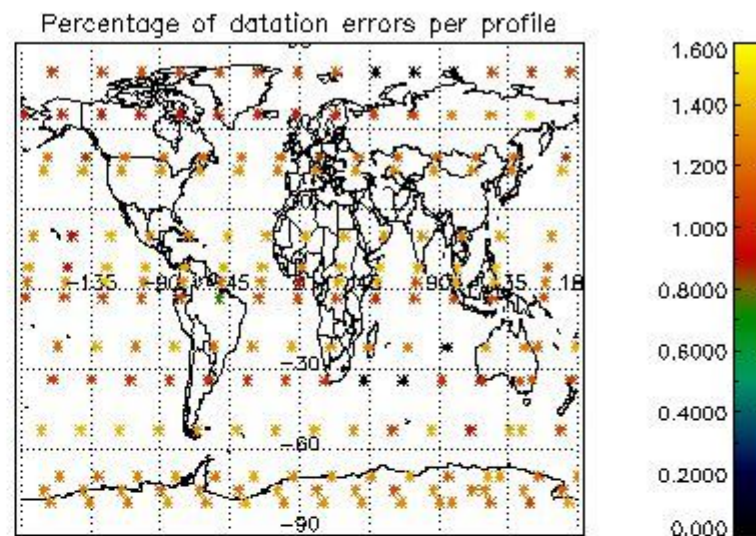
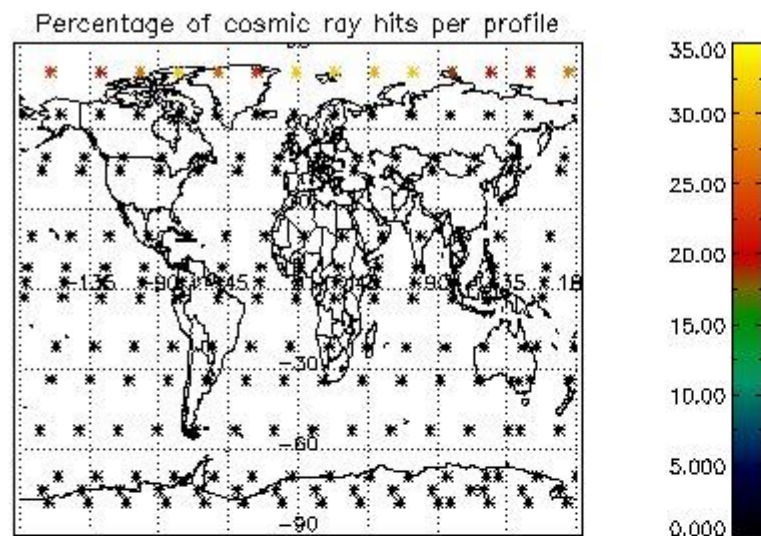


4.2 Plot quality information per product coming from level 1b processing (world map)

4.2.1 Plot level 1 quality information per product (world map): ENVISAT ASCENDING passes



4.2.2 Plot level 1 quality information per product (world map): ENVISAT DESCENDING passes



5. Trace gas profiles

5.1 Ozone statistics based on quality of products

The final quality of the products can be "measured" using the STD (Standard Deviation) attached to every point profile. This information is written to the parameter GOM_NL__2P/NL_LOCAL_SPECIES_DENSITY/o3_std of the level 2 products. The table below shows the statistics for given STD ranges.

The statistics are given with respect to the overall valid production:

- Products without fatal errors: GOM_NL__2P/MPH/PRODUCT_ERR=0
- Valid point profile: GOM_NL__2P/NL_LOCAL_SPECIES_DENSITY/pcd(0)=0

The 'Criteria' is applied to valid points of dark limb products:

- Products in dark limb illumination condition: GOM_NL__2P/NL_SUMMARY_QUALITY/obs_ill_cond=0
- Products without fatal errors: GOM_NL__2P/MPH/PRODUCT_ERR=0
- Valid point profile: GOM_NL__2P/NL_LOCAL_SPECIES_DENSITY/pcd(0)=0

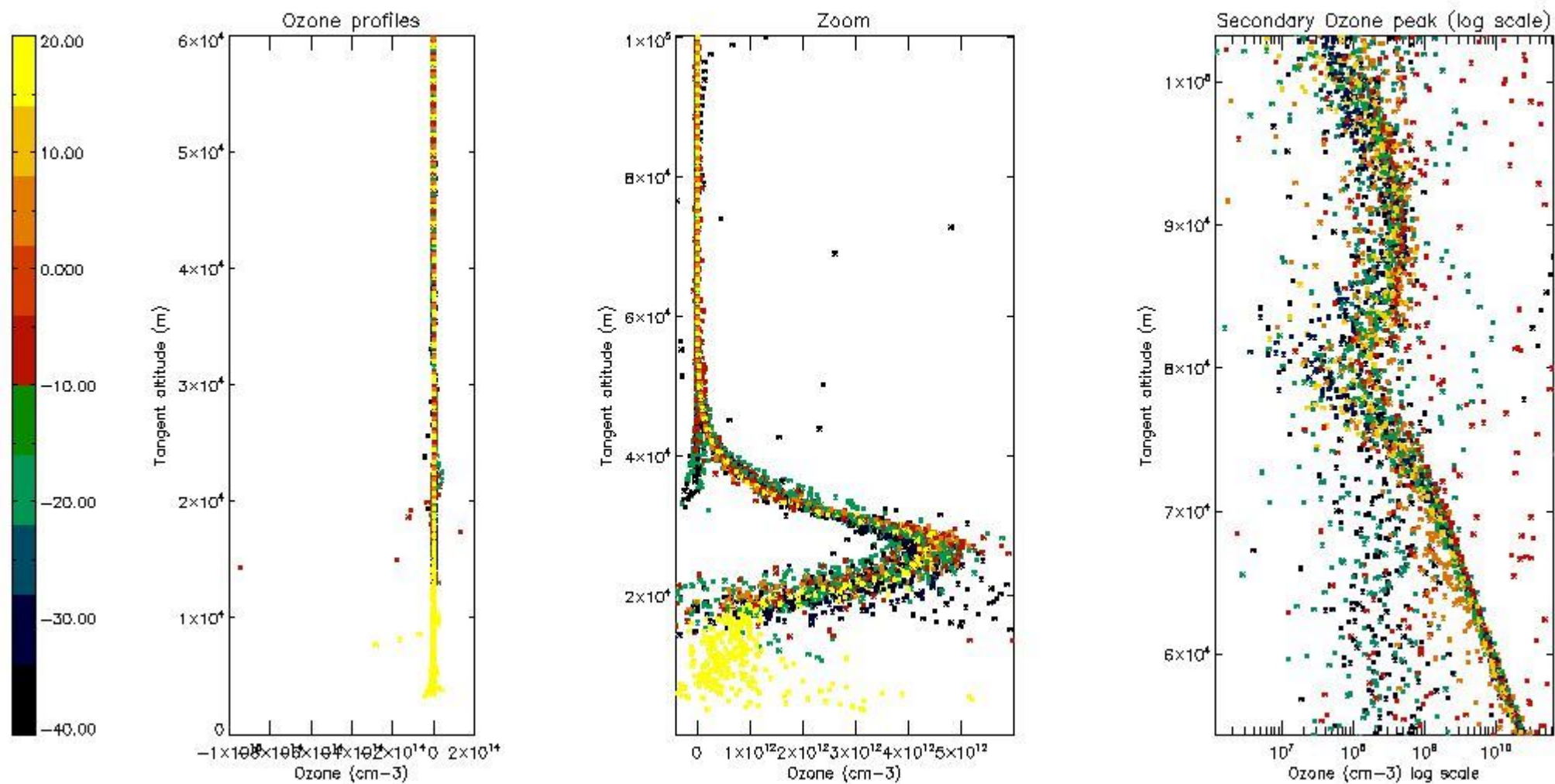
So, the table below shows the percentage of dark limb and valid observations for each criteria with respect to the overall valid daily observations.

Criteria	% of total production
All STD	28
STD < 20	11

STD < 10	8
STD < 5	5

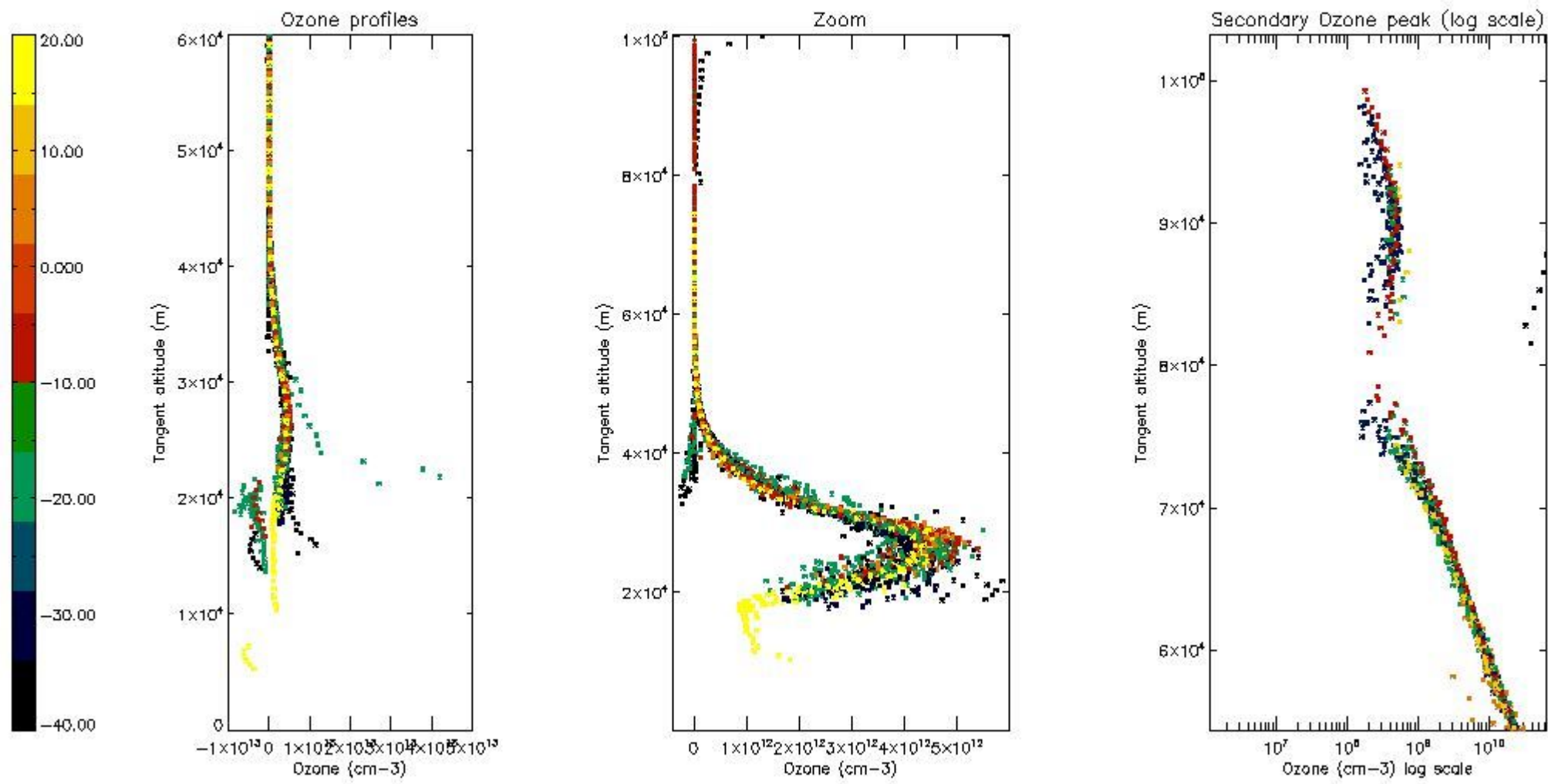
5.2 Plot ozone profiles for all STD (dark without errors)

The colorbar represents the latitude.



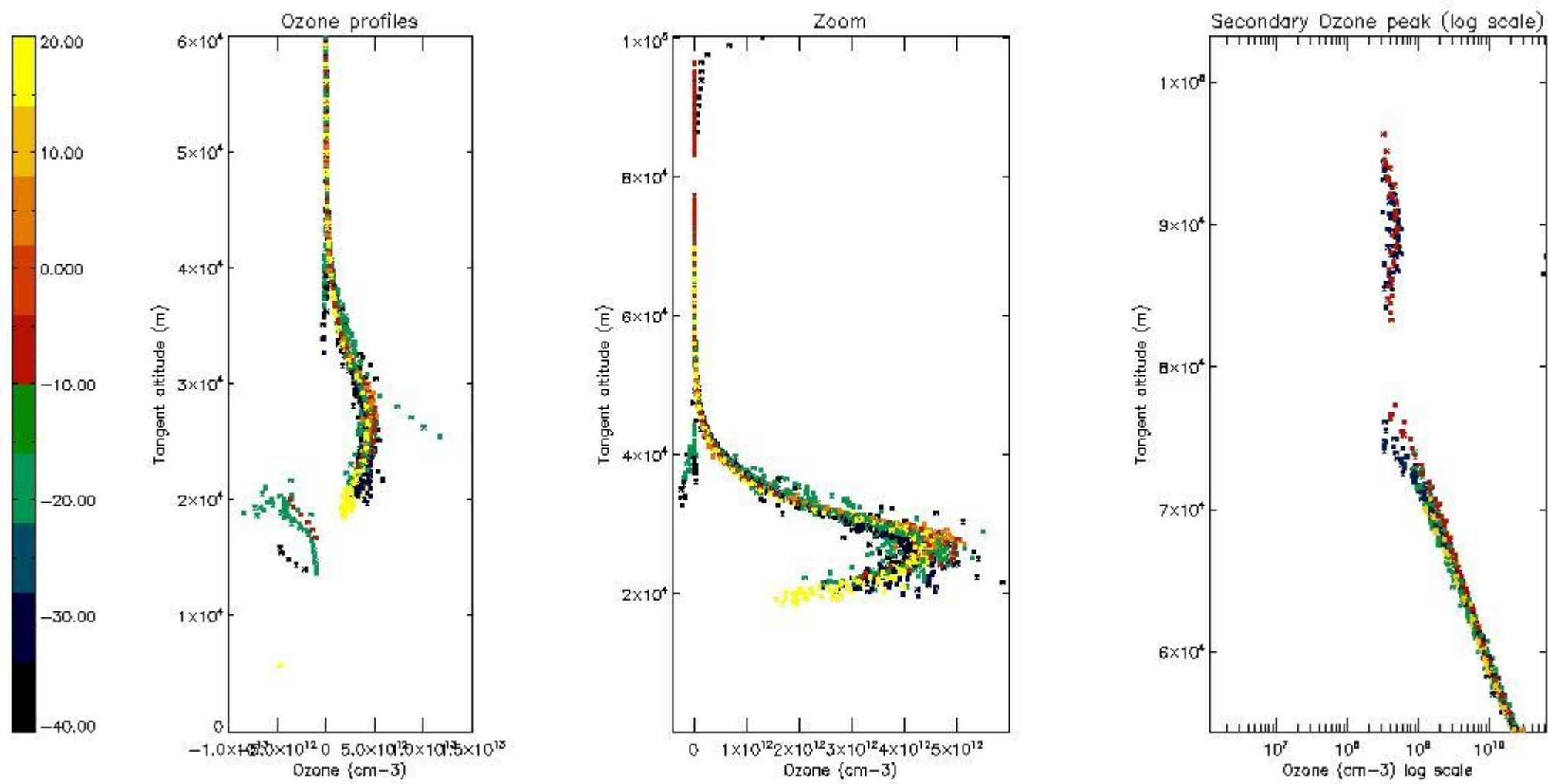
5.3 Plot ozone profiles where STD < 20% (dark without errors)

The colorbar represents the latitude.



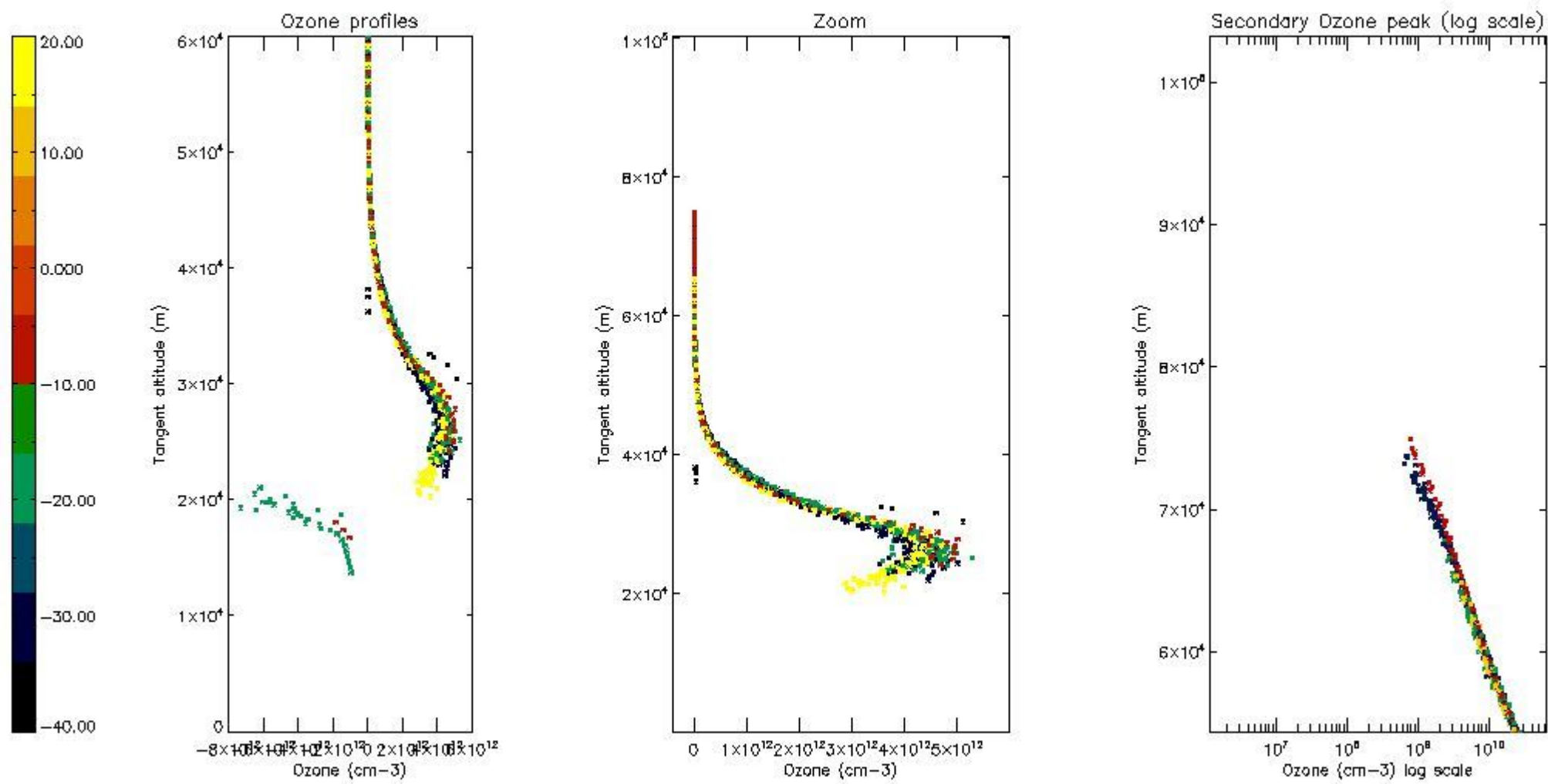
5.4 Plot ozone profiles where $STD < 10\%$ (dark without errors)

The colorbar represents the latitude.



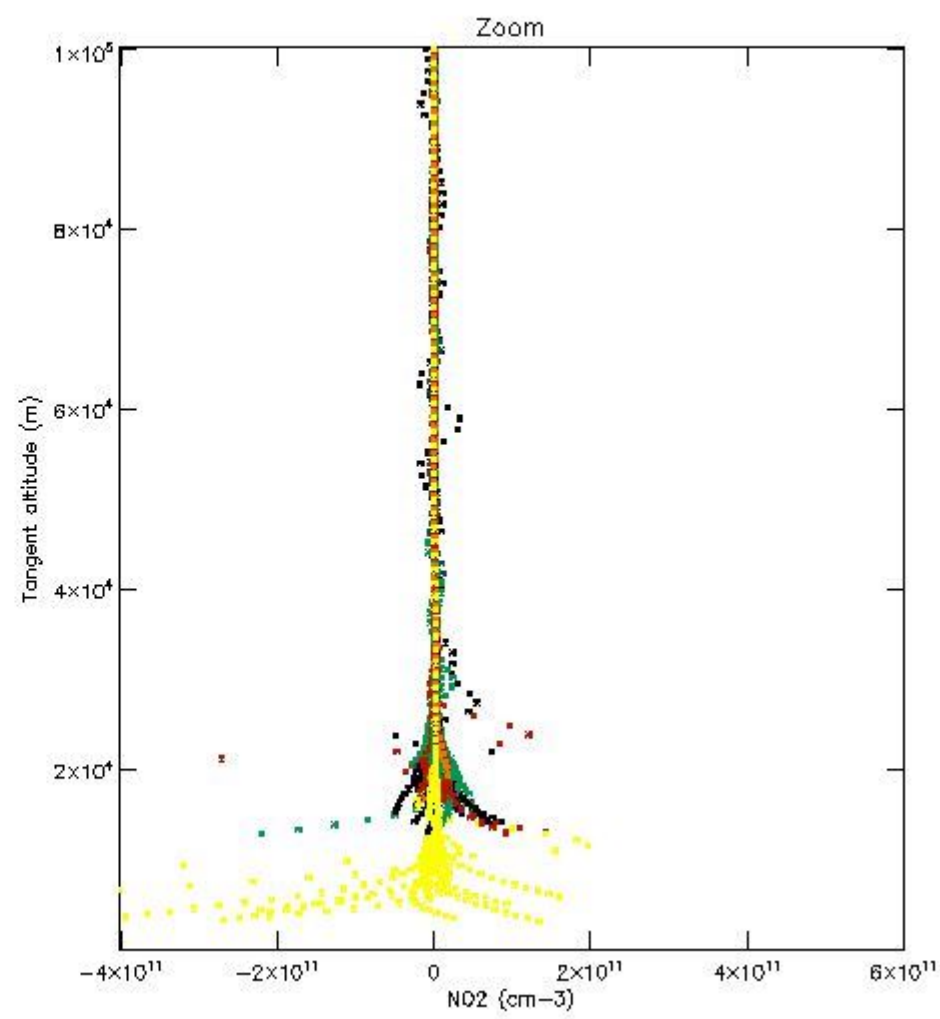
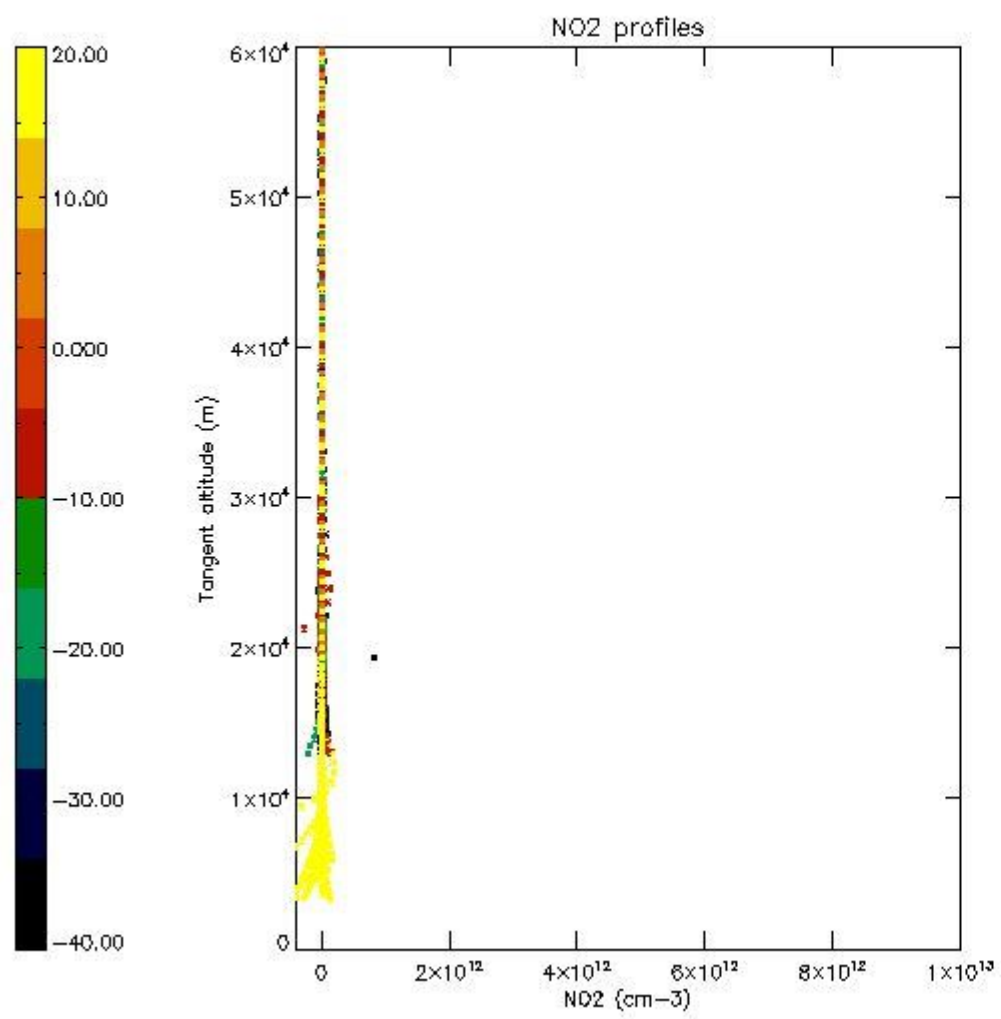
5.5 Plot ozone profiles where $STD < 5\%$ (dark without errors)

The colorbar represents the latitude.



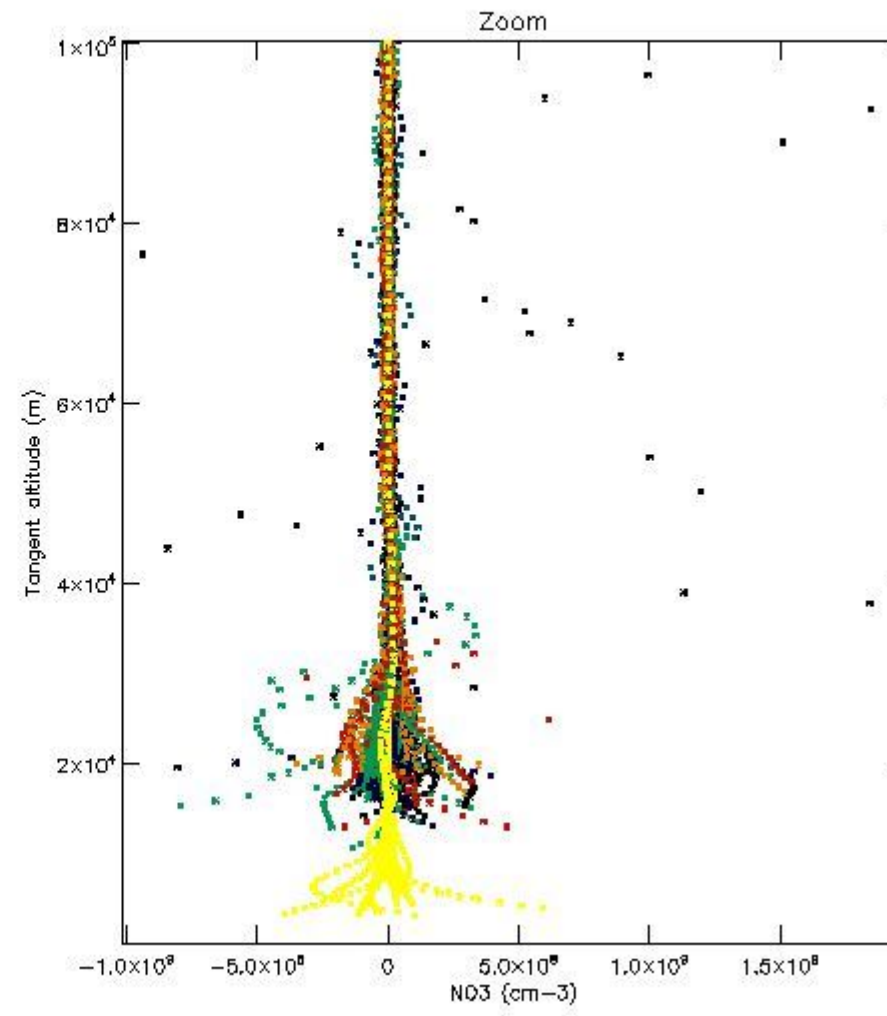
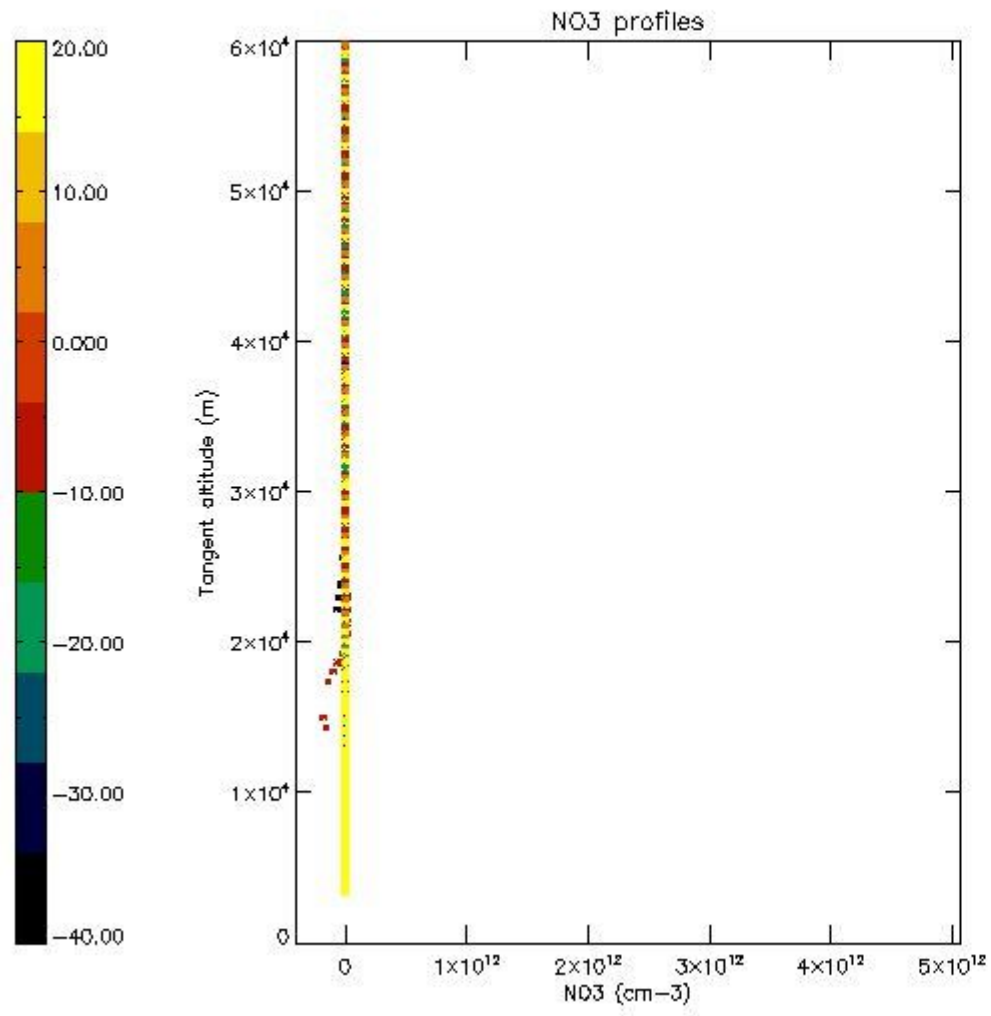
5.6 Plot NO₂ profiles for all STD (dark without errors)

The colorbar represents the latitude.



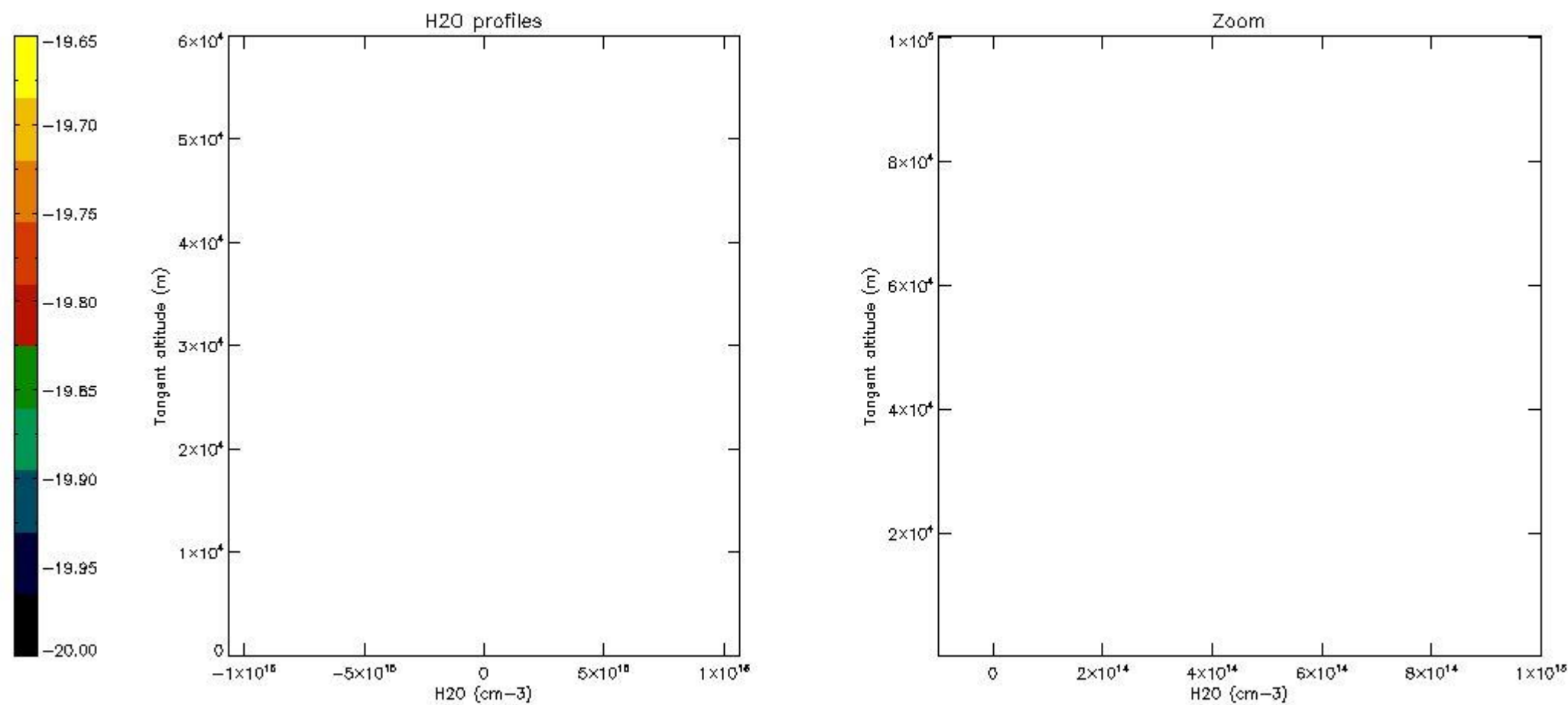
5.7 Plot NO3 profiles for all STD (dark without errors)

The colorbar represents the latitude.



5.8 Plot H2O profiles for all STD (only for occultations of stars 1,2,3,4,13,14,16,26,63 dark without errors)

The colorbar represents the latitude.



6. Auxiliary Data Files used for the production reported in section 2

The number reported in the third column indicates since which file (see list in section 2) the corresponding auxiliary file has been used. The fourth column is the date of those product files.

Type	Auxiliary Filename	Used since product	Used since product date
INST_PHYS_CHARACTERISTICS	GOM_INS_AXVIEC20091111_143220_20030716_120000_20500101_000000	1	24-MAR-2010 00:04:39
LEVEL-2_PROC_CONFIG	GOM_PR2_AXVIEC20091111_152718_20020301_000000_20500101_000000	1	24-MAR-2010 00:04:39
CROSS_SECTIONS_FILE	GOM_CRS_AXVIEC20091111_154832_20020301_000000_20500101_000000	1	24-MAR-2010 00:04:39

GOMOS Level 2 Daily Report

SUMMARY

[1. General Info](#)

[2. Summary of processed GOM_NL__2P products](#)

[3. Level 2 Quality information per product](#)

[3.1 Plot of level 2 quality information per product \(time dependant\)](#)

[3.2 Plot of level 2 quality information per product \(world map\)](#)

[4. Level 1 Quality information per product \(stored on level 2 products\)](#)

[4.1 Plot of level 1 quality information per product \(time dependant\)](#)

[4.1.1 Plot of level 1 quality information per product \(time dependant\): ASCENDING](#)

[4.1.2 Plot of level 1 quality information per product \(time dependant\): DESCENDING](#)

[4.2 Plot of level 1 quality information per product \(world map\)](#)

[4.2.1 Plot of level 1 quality information per product \(world map\): ASCENDING](#)

[4.2.2 Plot of level 1 quality information per product \(world map\): DESCENDING](#)

[5. Ozone profiles based on quality statistics and other trace gas profiles](#)

[5.1 Ozone statistics based on quality of products](#)

[5.2 Plot ozone profiles for all STD \(dark without errors\)](#)

[5.3 Plot ozone profiles where STD < 20% \(dark without errors\)](#)

[5.4. Plot ozone profiles where STD < 10% \(dark without errors\)](#)

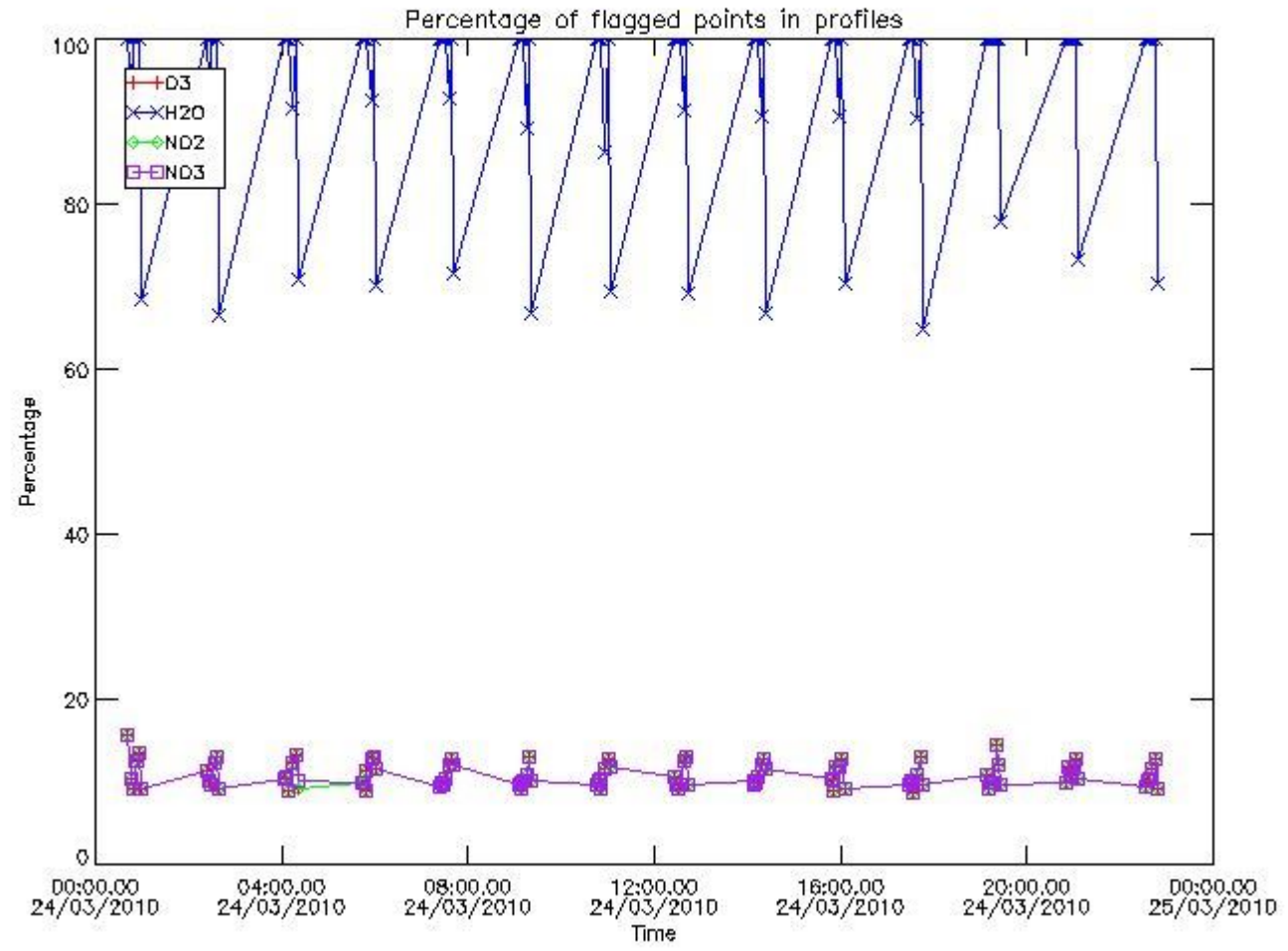
[5.5. Plot ozone profiles where STD < 5% \(dark without errors\)](#)

[5.6 Plot NO2 profiles for all STD \(dark without errors\)](#)

[5.7 Plot NO3 profiles for all STD \(dark without errors\)](#)


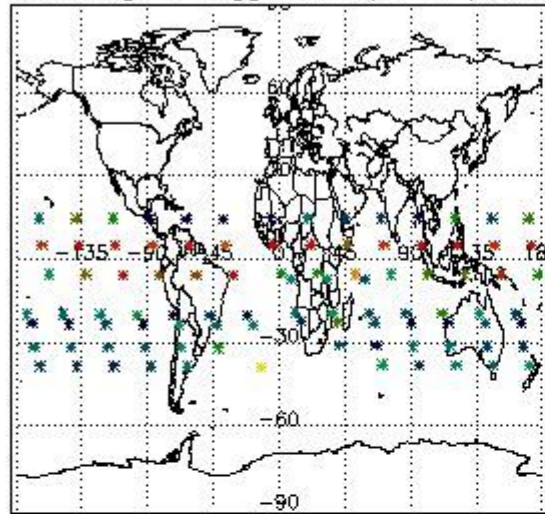
[5.8 Plot H2O profiles \(only for occultations of stars 1,2,3,4,13,14,16,26,63 dark without errors\) for all STD](#)

[6. Auxiliary Data Files used for the production reported in section 2](#)

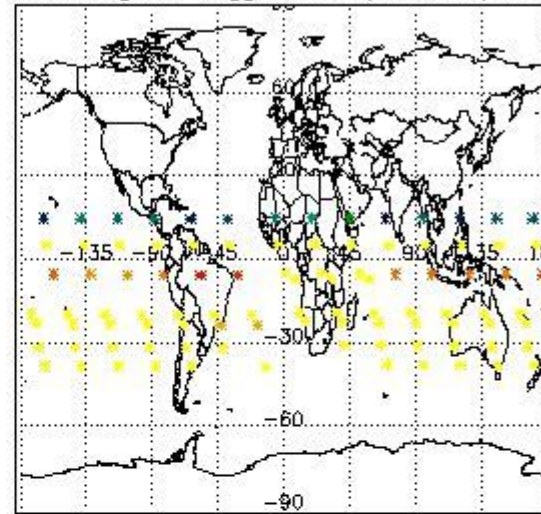


3.2 Plot quality information per product (world map)


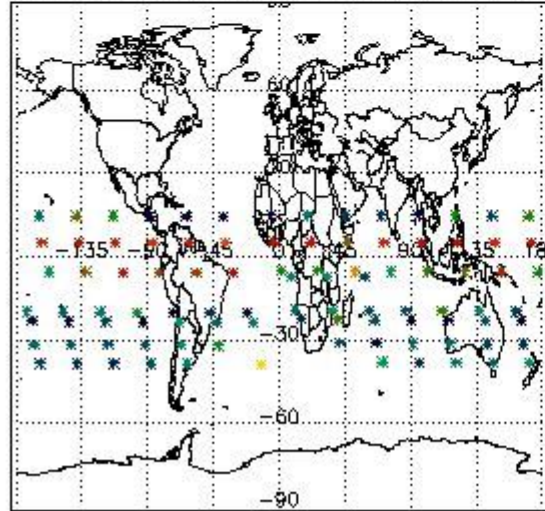
Percentage of flagged data per O3 profile



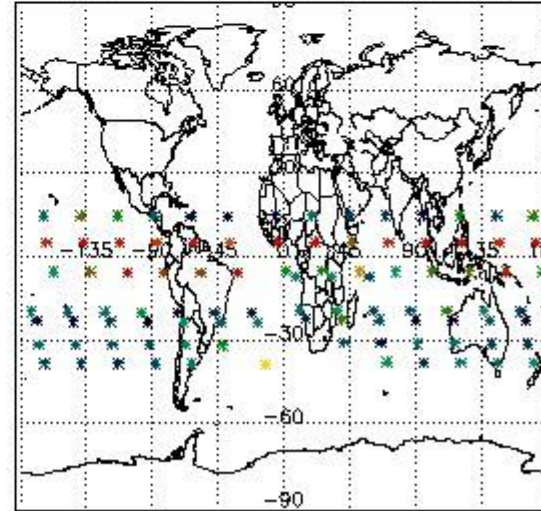
Percentage of flagged data per H2O profile



Percentage of flagged data per NO2 profile



Percentage of flagged data per NO3 profile

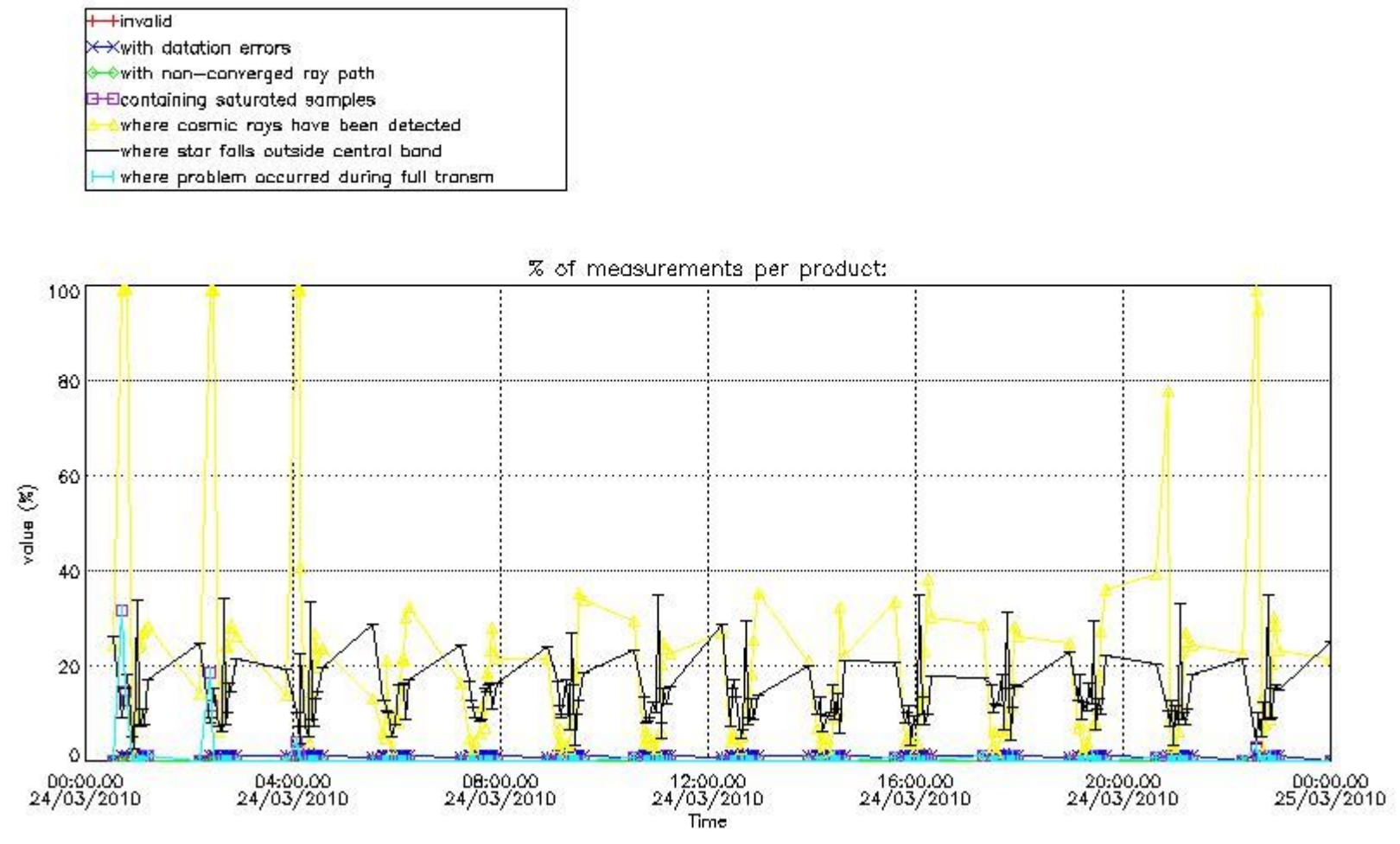


4. Level 1 quality information per product

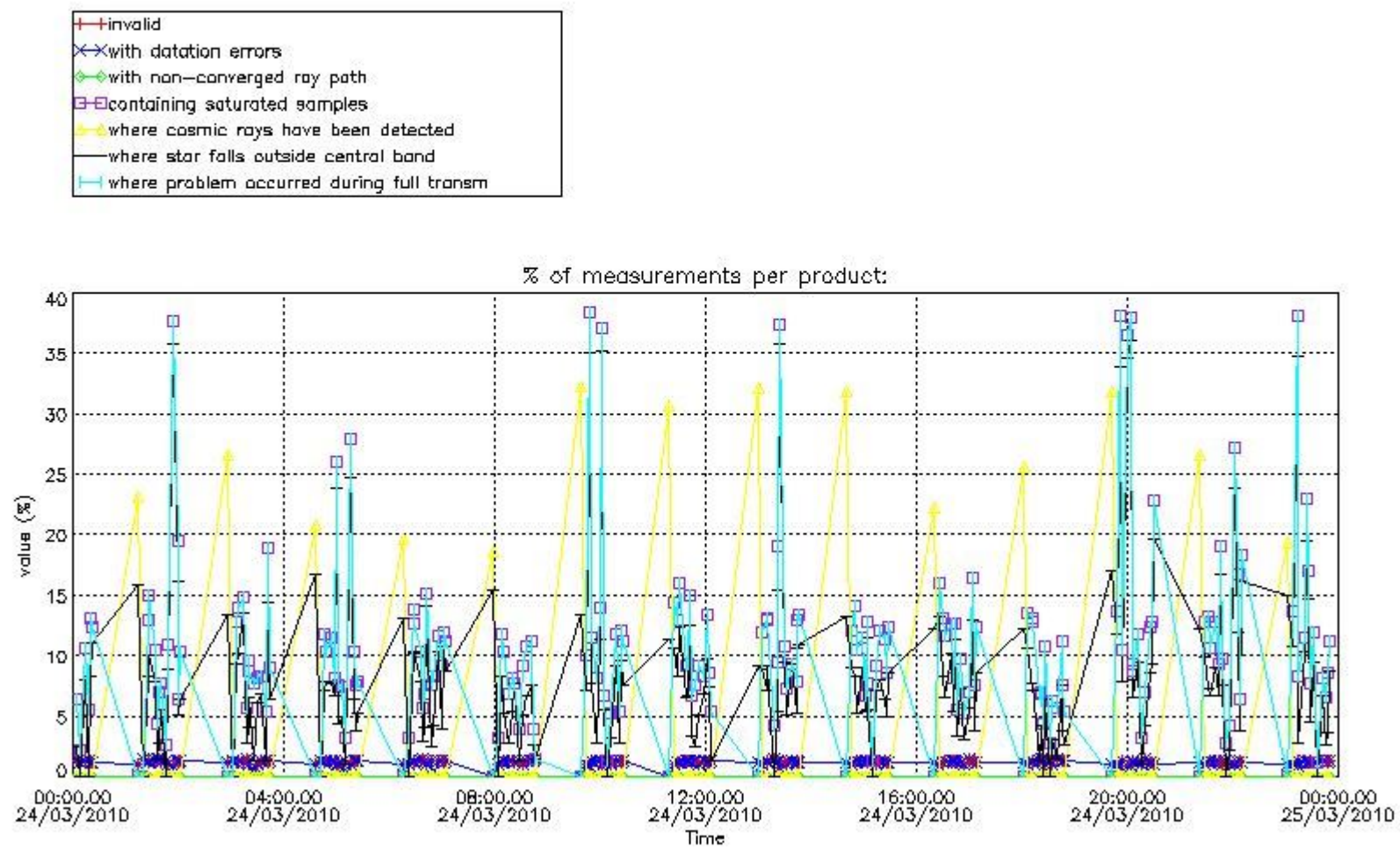
In this section it is plotted some information contained in the Quality Summary data set of the level 2 products that comes from the level 1b processing. Products without errors (error flag in the MPH set to "0") are used.

4.1 Plot quality information per product (time dependant) coming from level 1b processing

4.1.1 Plot level 1 quality information per product (time dependant): ENVISAT ASCENDING passes

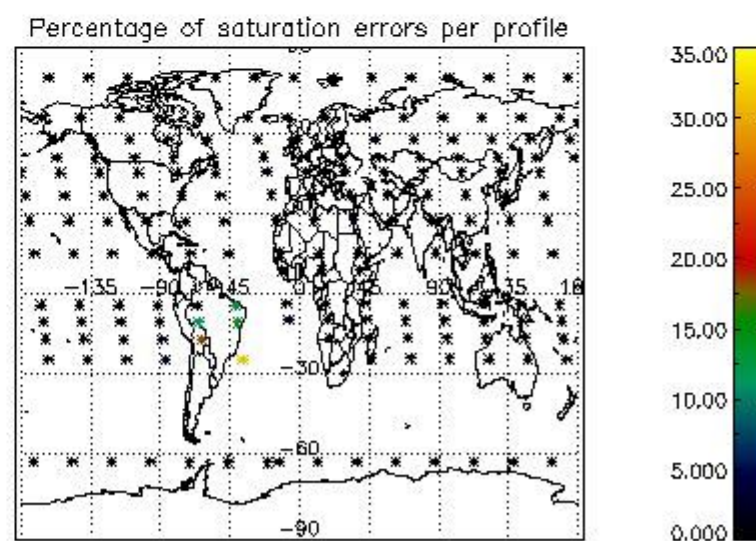
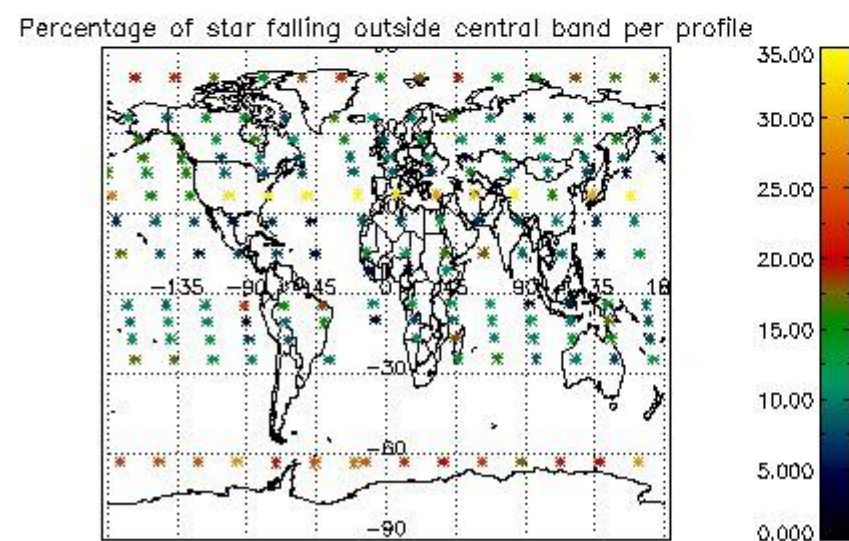
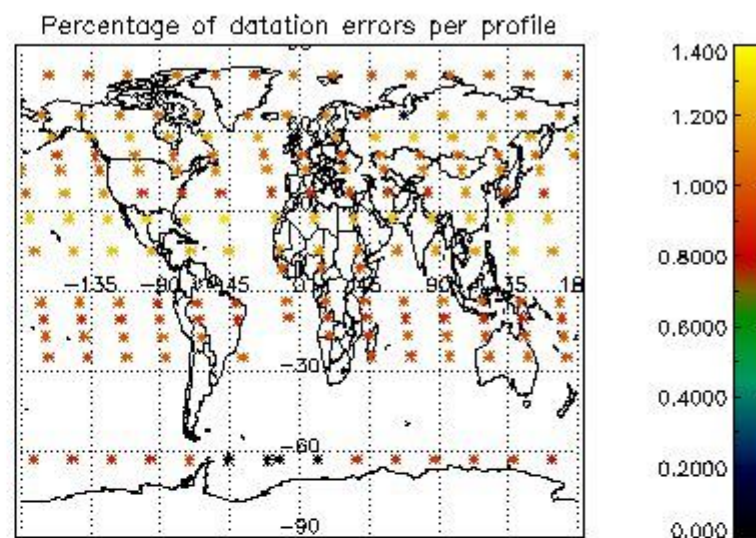
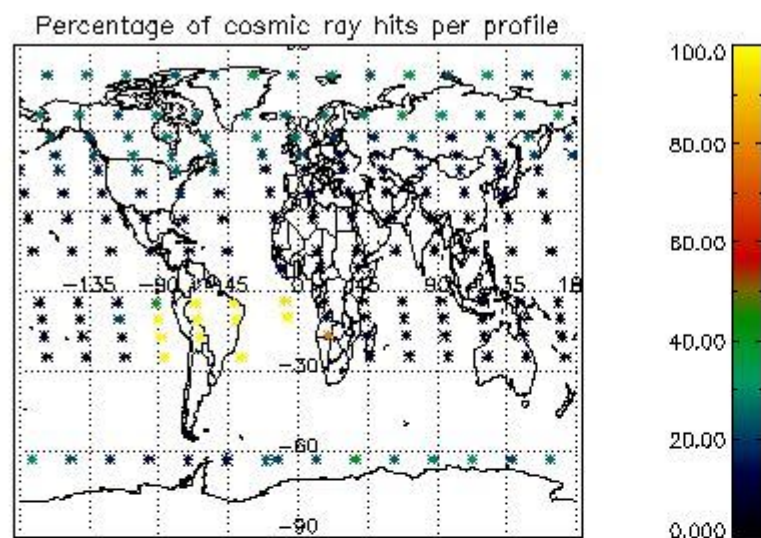


4.1.2 Plot level 1 quality information per product (time dependant): ENVI SAT DESCENDING passes

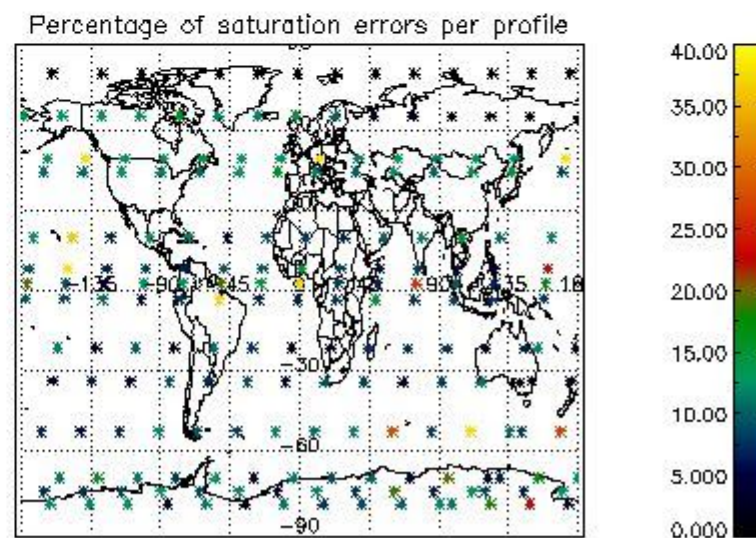
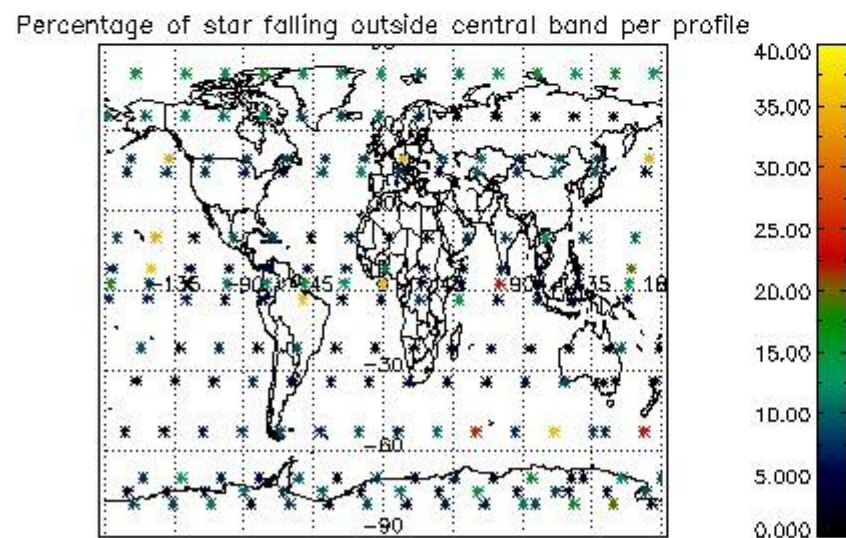
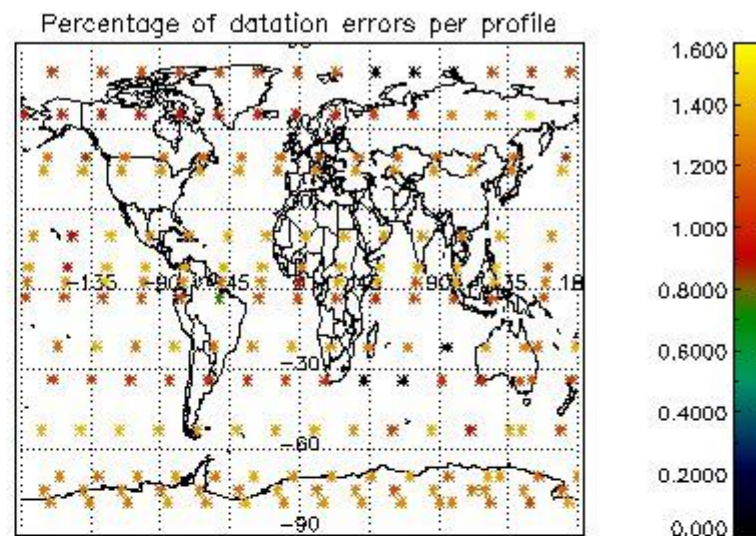
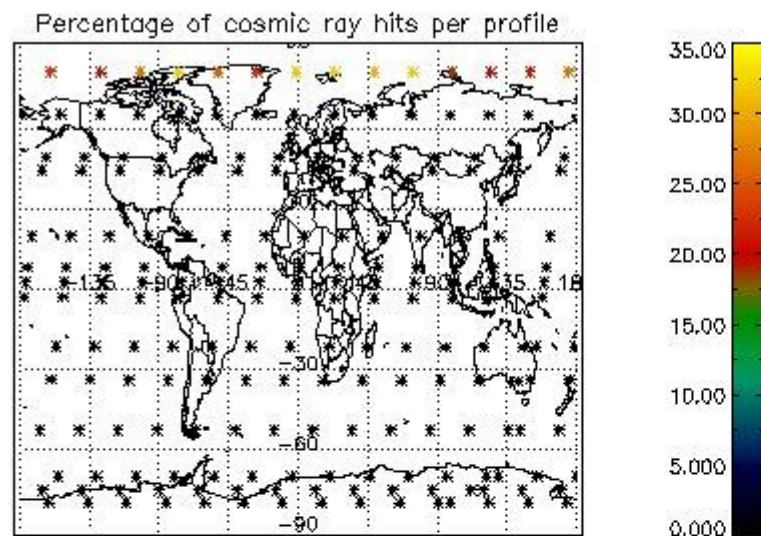


4.2 Plot quality information per product coming from level 1b processing (world map)

4.2.1 Plot level 1 quality information per product (world map): ENVISAT ASCENDING passes



4.2.2 Plot level 1 quality information per product (world map): ENVISAT DESCENDING passes



5. Trace gas profiles

5.1 Ozone statistics based on quality of products

The final quality of the products can be "measured" using the STD (Standard Deviation) attached to every point profile. This information is written to the parameter GOM_NL__2P/NL_LOCAL_SPECIES_DENSITY/o3_std of the level 2 products. The table below shows the statistics for given STD ranges.

The statistics are given with respect to the overall valid production:

- Products without fatal errors: GOM_NL__2P/MPH/PRODUCT_ERR=0
- Valid point profile: GOM_NL__2P/NL_LOCAL_SPECIES_DENSITY/pcd(0)=0

The 'Criteria' is applied to valid points of dark limb products:

- Products in dark limb illumination condition: GOM_NL__2P/NL_SUMMARY_QUALITY/obs_ill_cond=0
- Products without fatal errors: GOM_NL__2P/MPH/PRODUCT_ERR=0
- Valid point profile: GOM_NL__2P/NL_LOCAL_SPECIES_DENSITY/pcd(0)=0

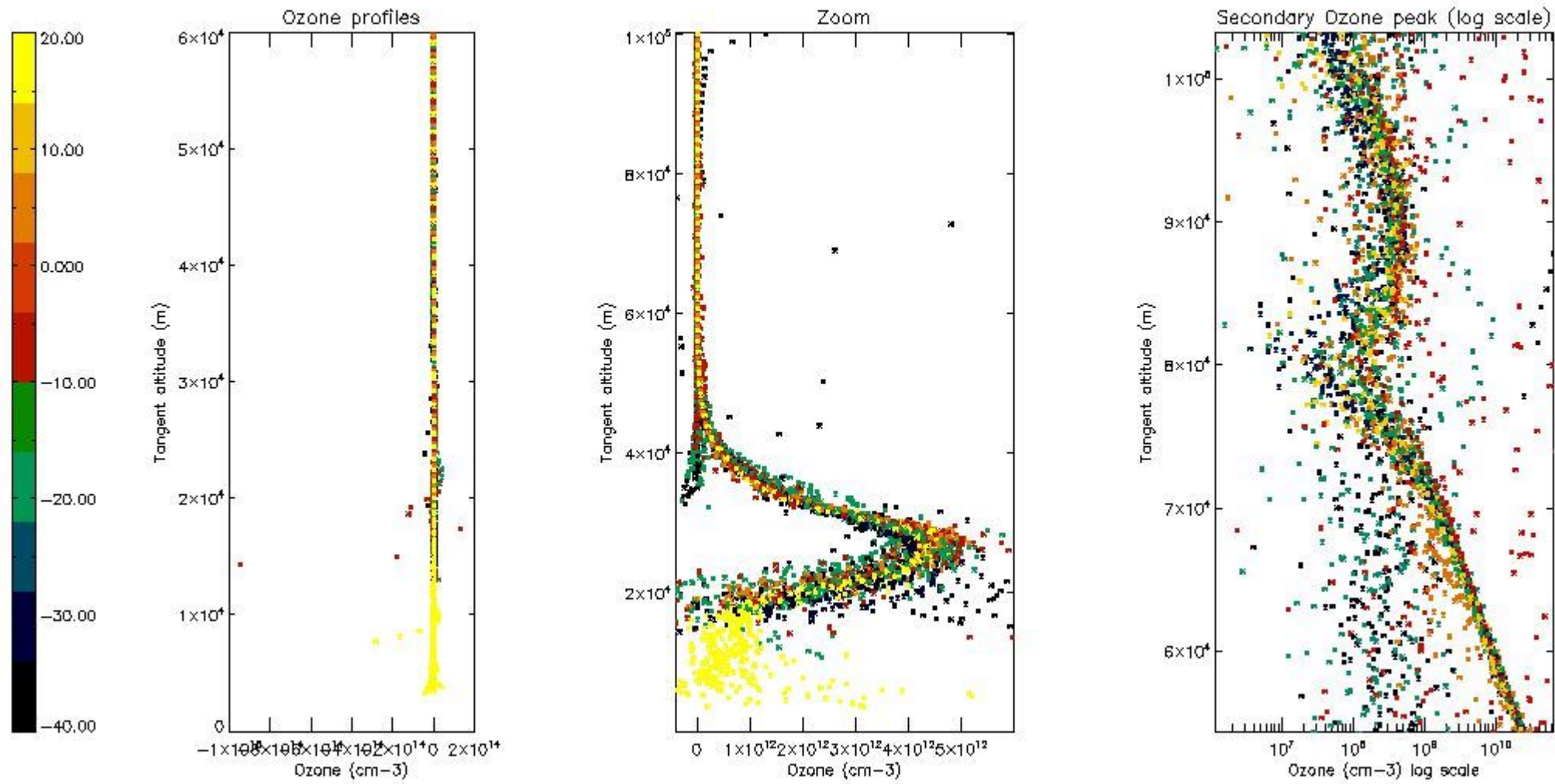
So, the table below shows the percentage of dark limb and valid observations for each criteria with respect to the overall valid daily observations.

Criteria	% of total production
All STD	28
STD < 20	11

STD < 10	8
STD < 5	5

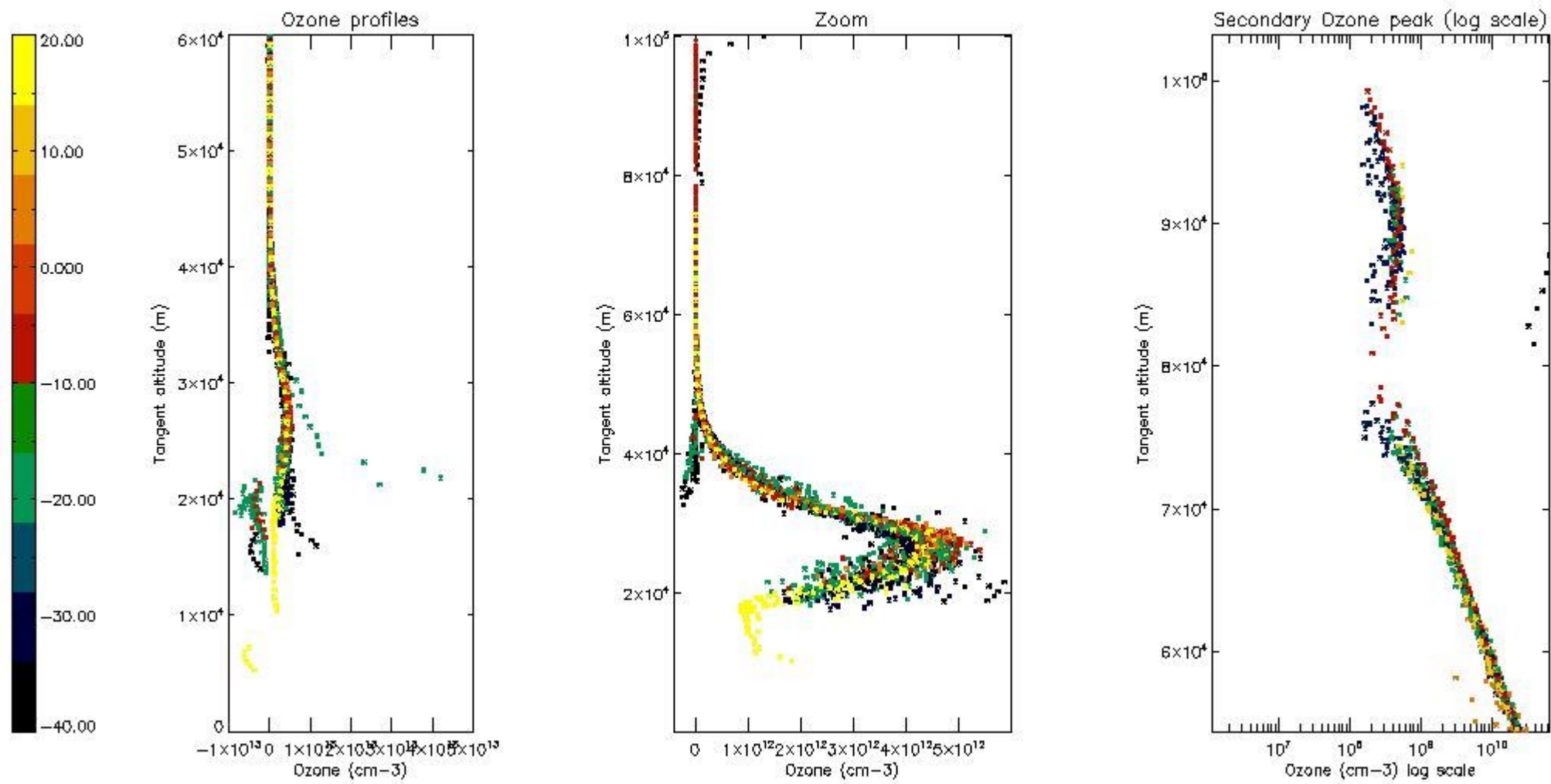
5.2 Plot ozone profiles for all STD (dark without errors)

The colorbar represents the latitude.



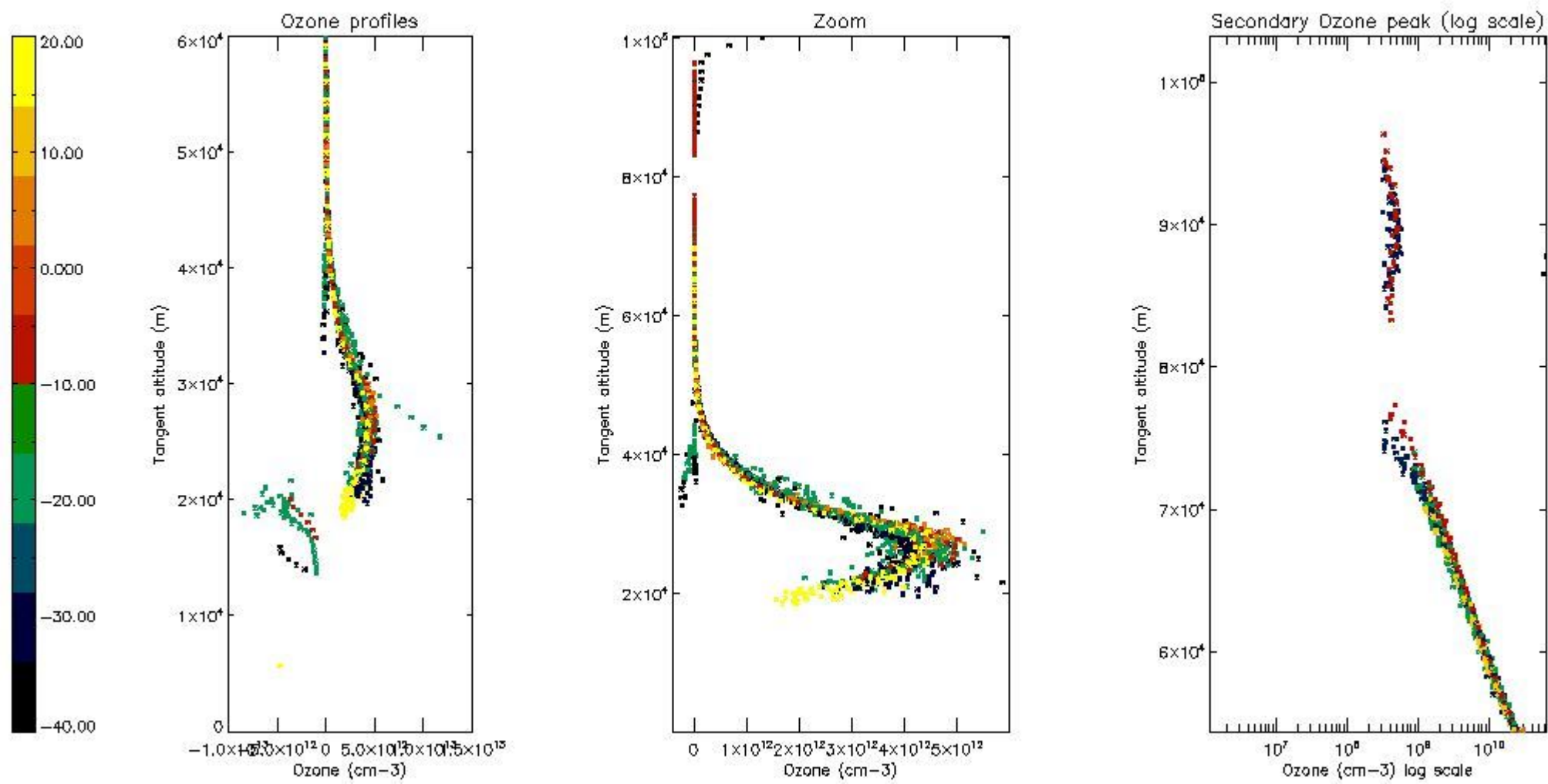
5.3 Plot ozone profiles where STD < 20% (dark without errors)

The colorbar represents the latitude.



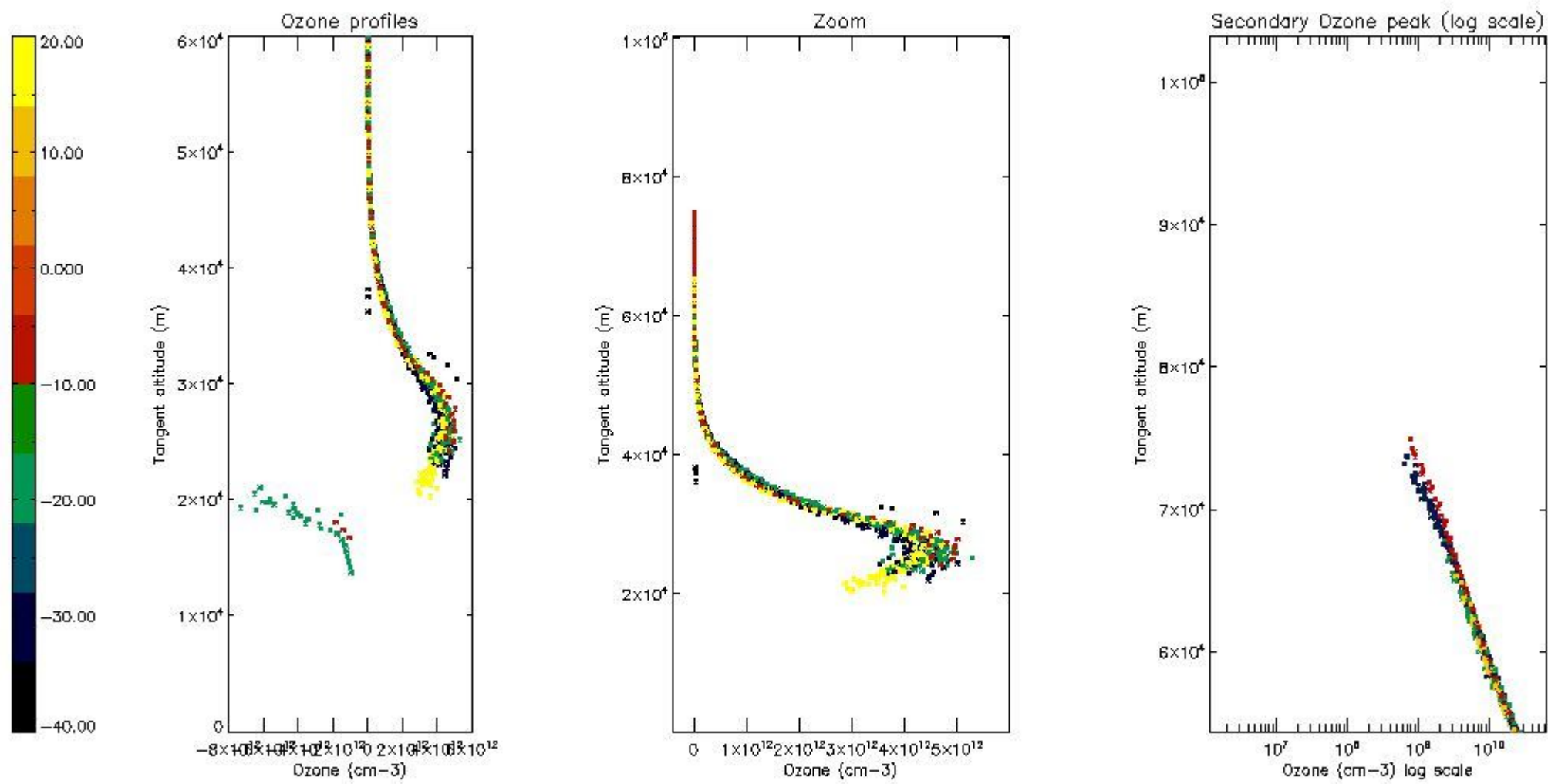
5.4 Plot ozone profiles where $STD < 10\%$ (dark without errors)

The colorbar represents the latitude.



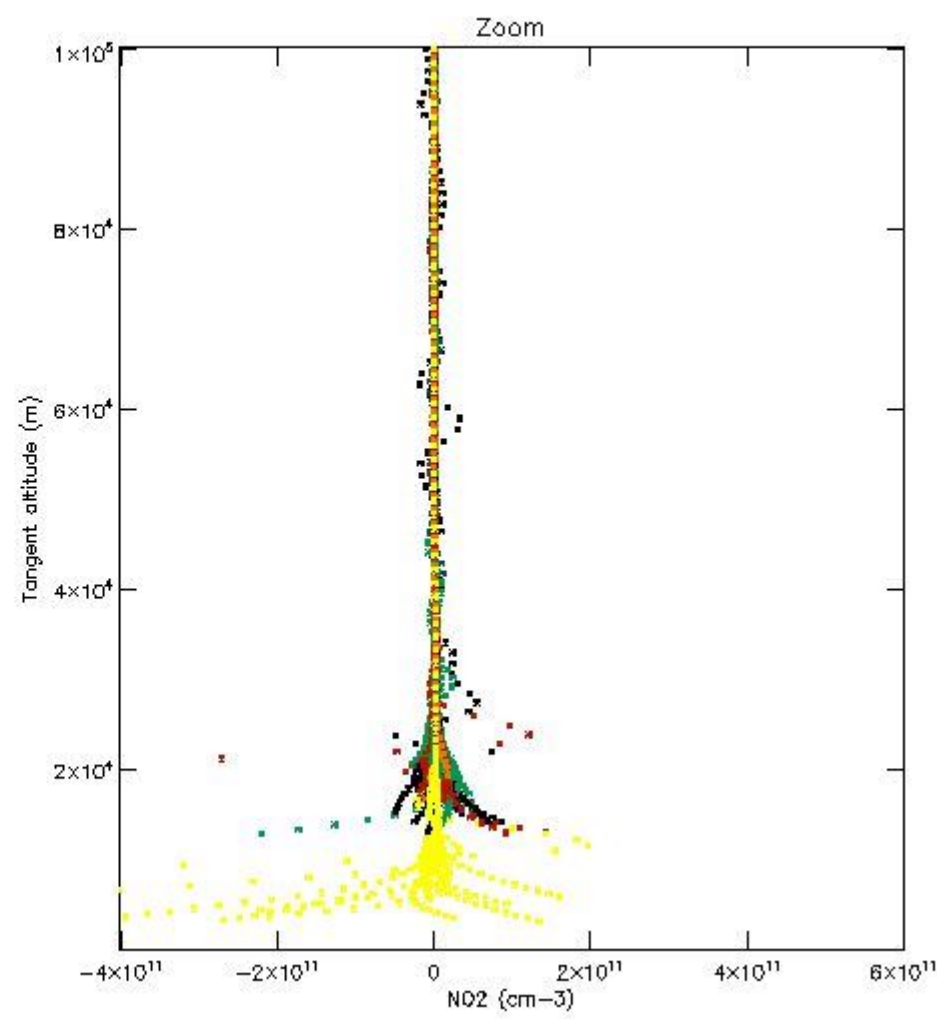
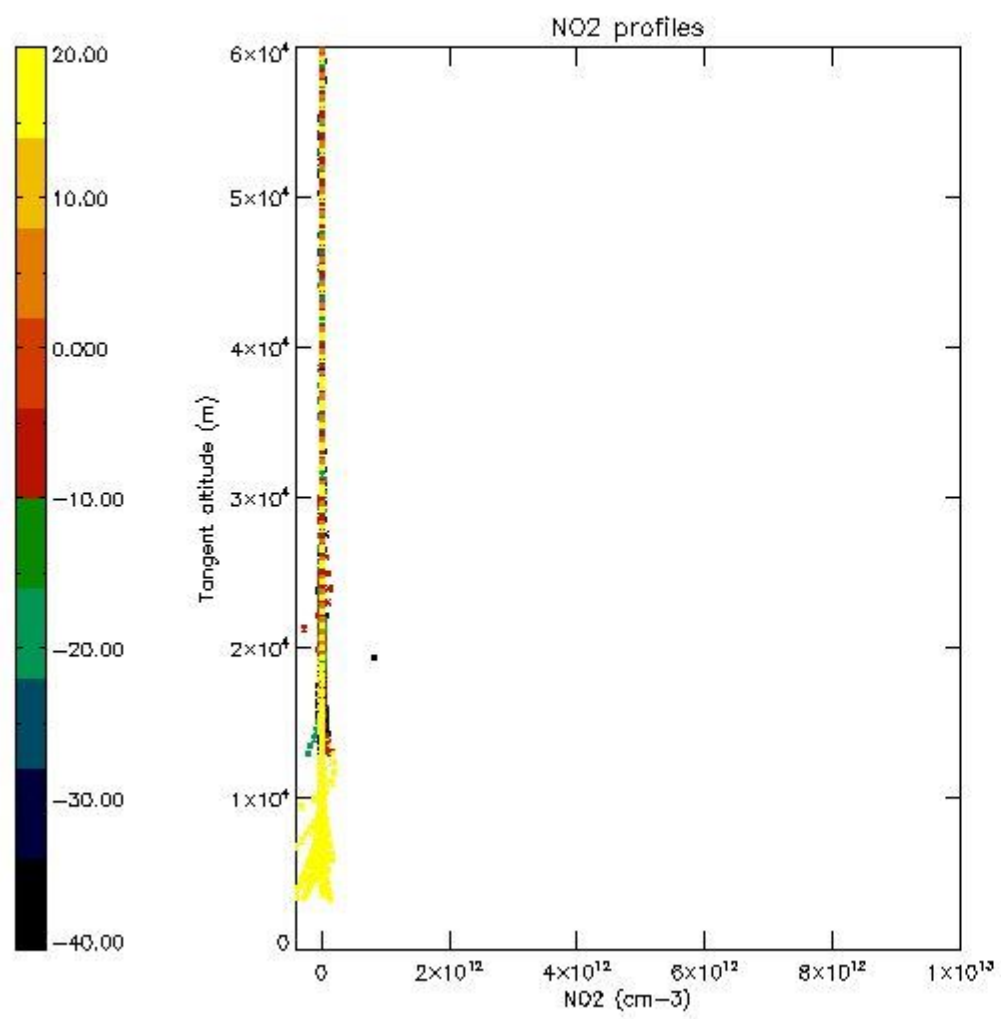
5.5 Plot ozone profiles where $STD < 5\%$ (dark without errors)

The colorbar represents the latitude.



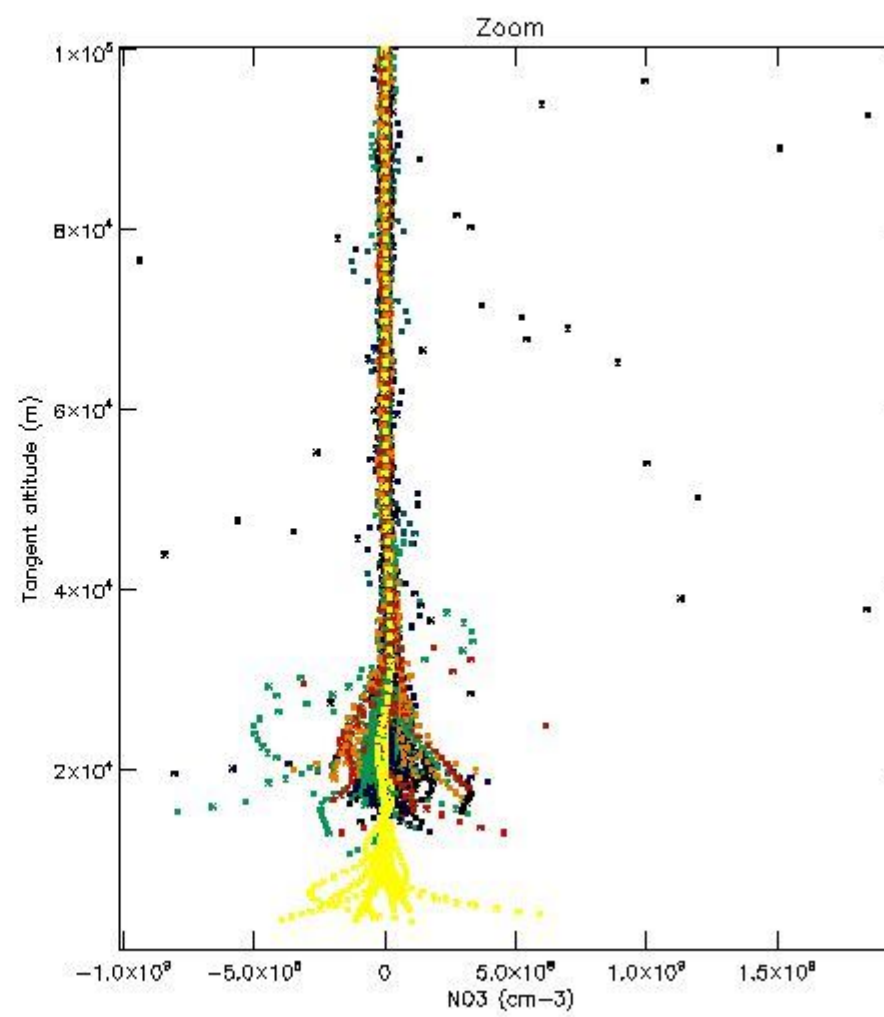
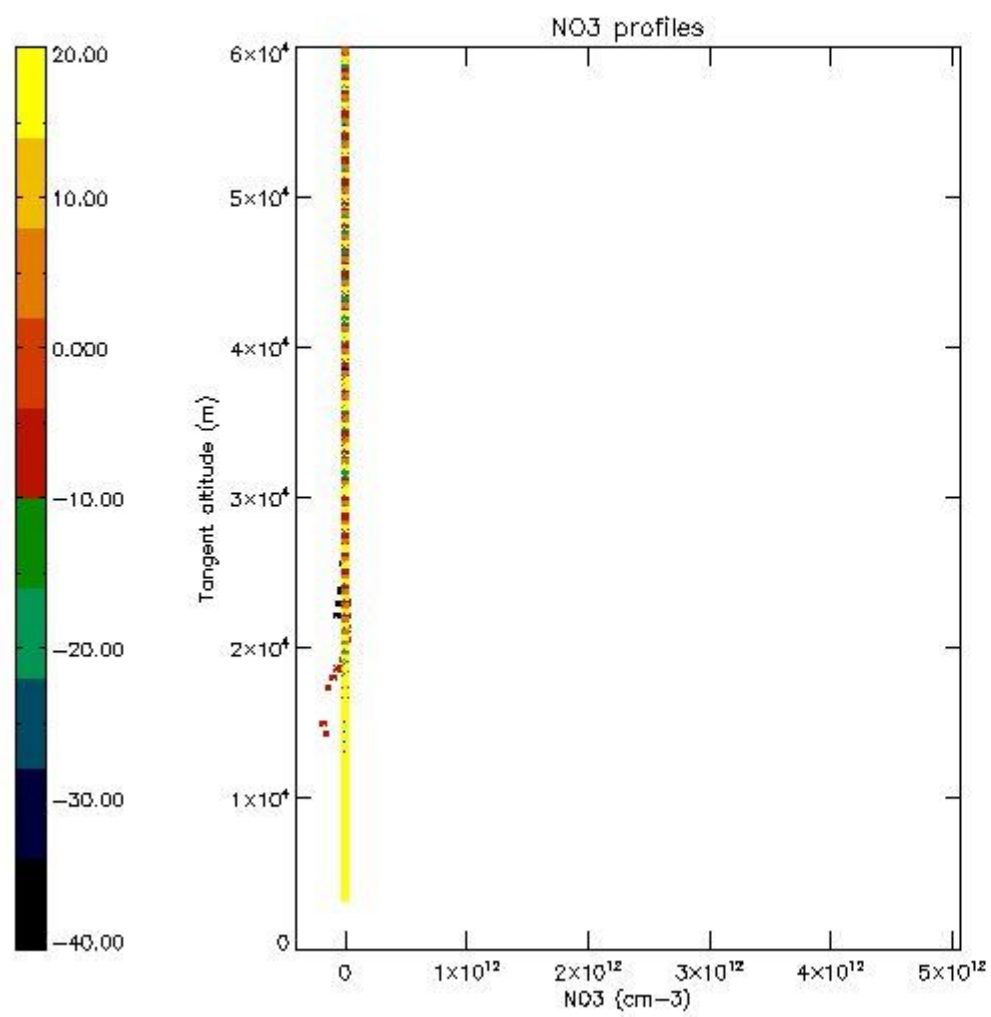
5.6 Plot NO₂ profiles for all STD (dark without errors)

The colorbar represents the latitude.



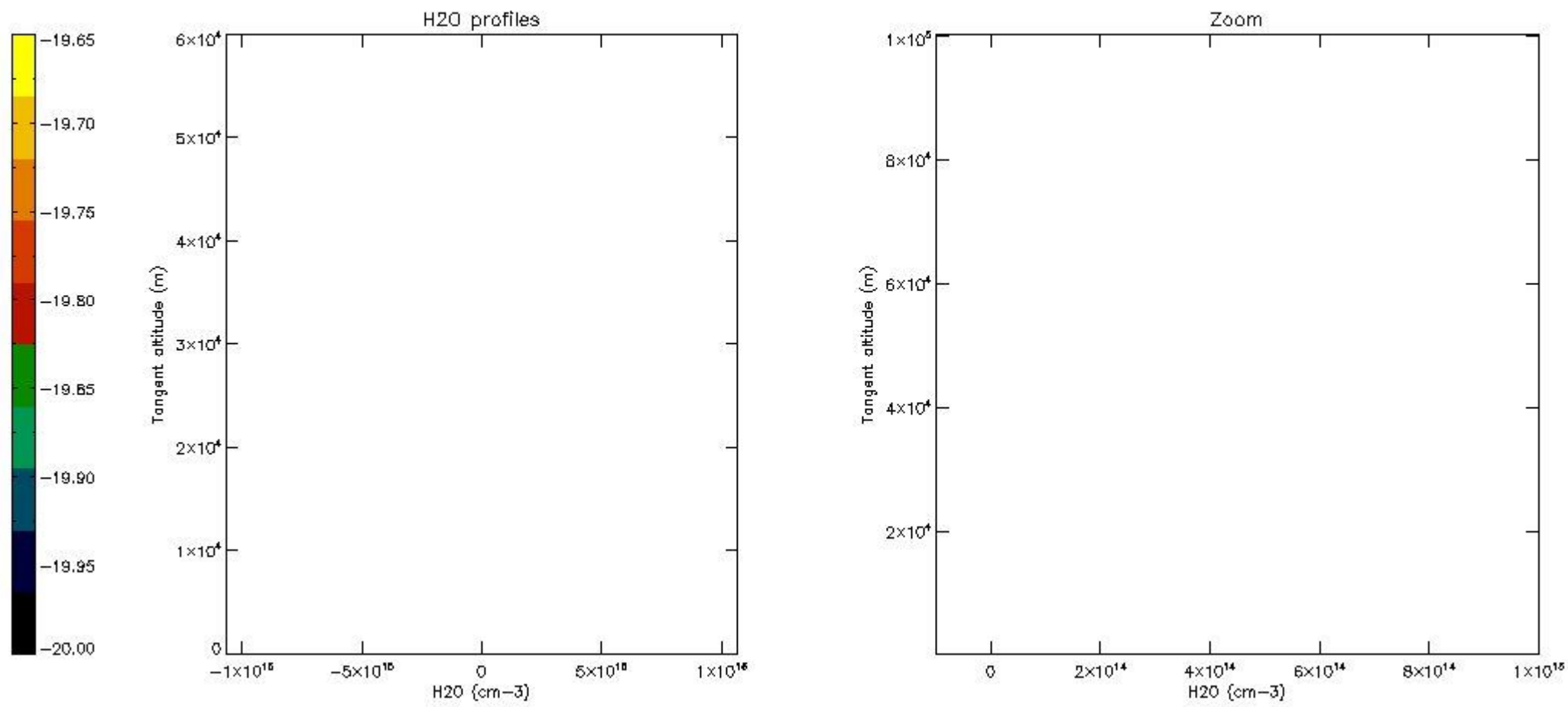
5.7 Plot NO3 profiles for all STD (dark without errors)

The colorbar represents the latitude.



5.8 Plot H2O profiles for all STD (only for occultations of stars 1,2,3,4,13,14,16,26,63 dark without errors)

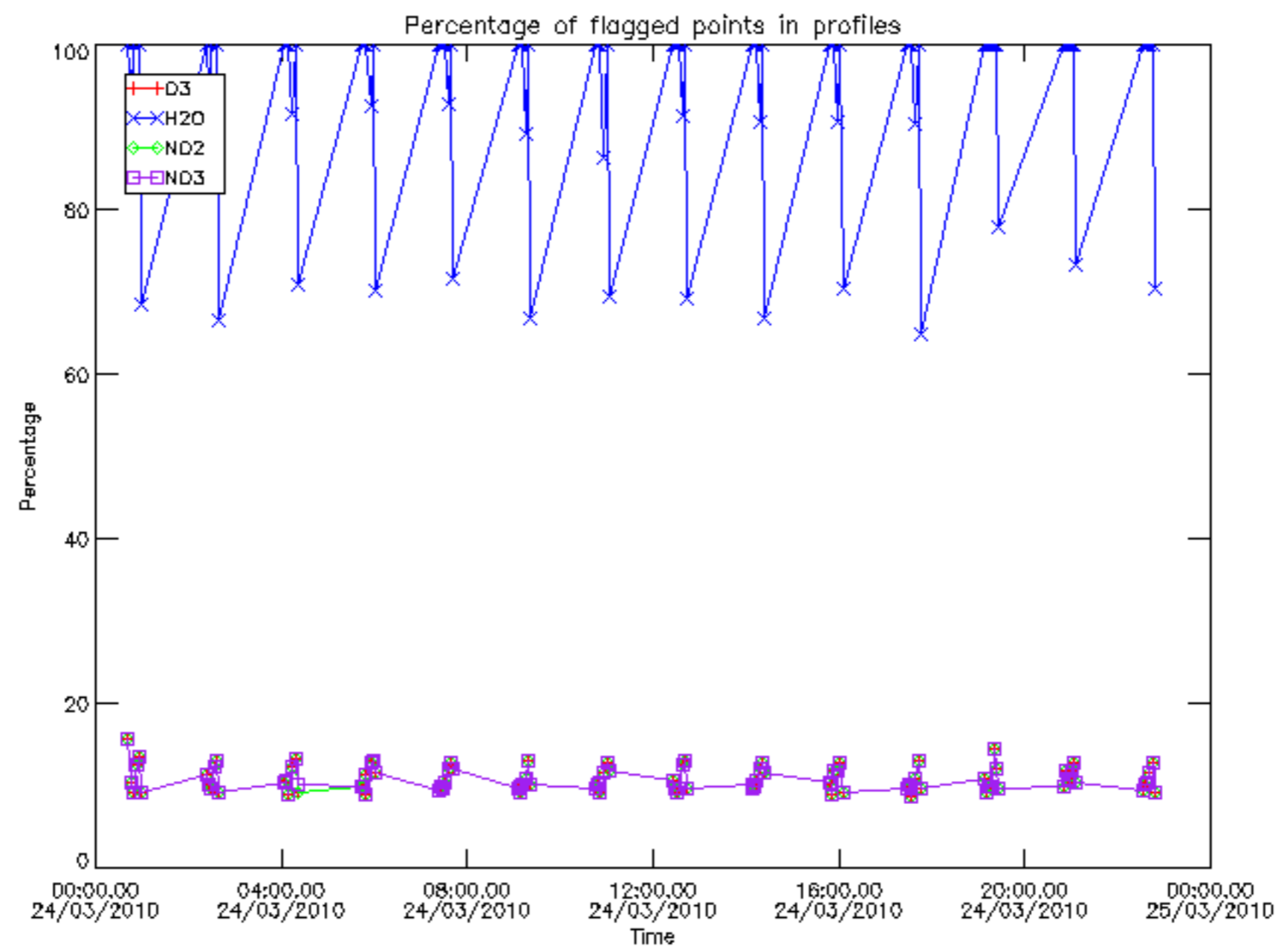
The colorbar represents the latitude.



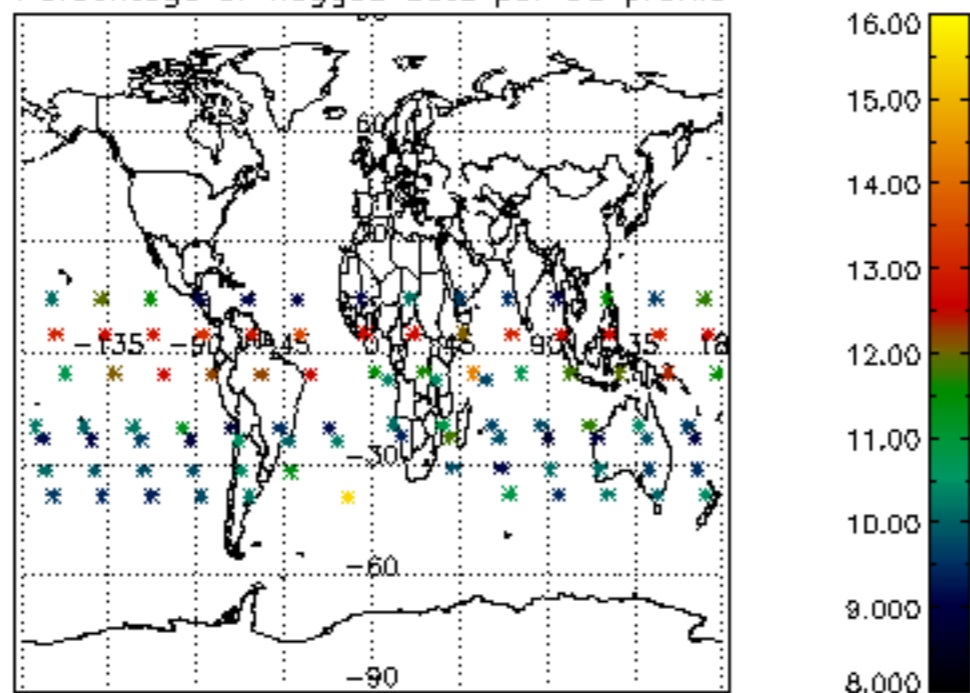
6. Auxiliary Data Files used for the production reported in section 2

The number reported in the third column indicates since which file (see list in section 2) the corresponding auxiliary file has been used. The fourth column is the date of those product files.

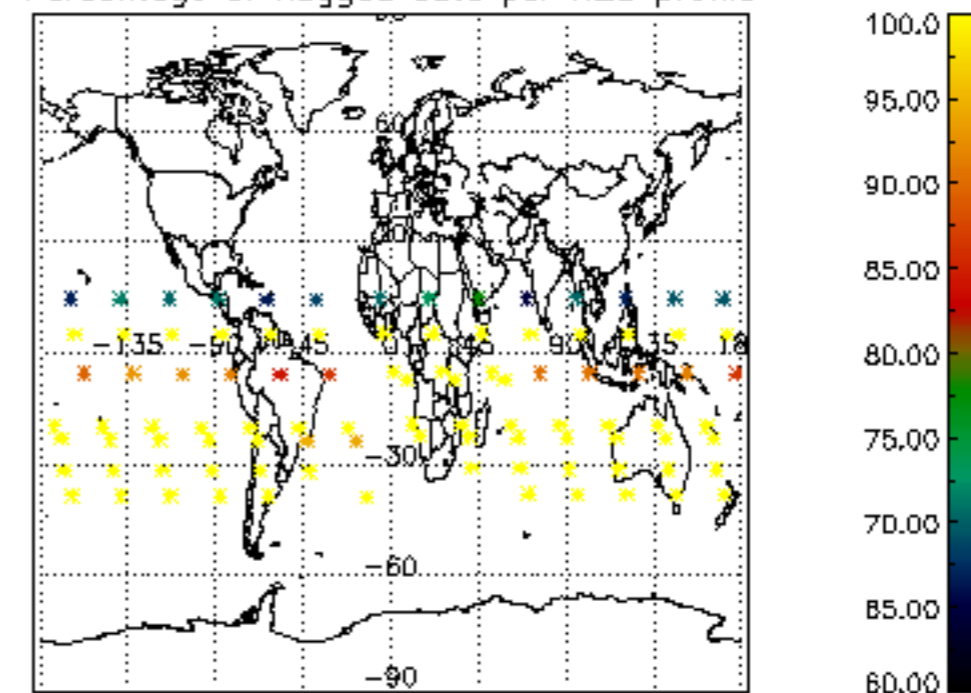
Type	Auxiliary Filename	Used since product	Used since product date
INST_PHYS_CHARACTERISTICS	GOM_INS_AXVIEC20091111_143220_20030716_120000_20500101_000000	1	24-MAR-2010 00:04:39
LEVEL-2_PROC_CONFIG	GOM_PR2_AXVIEC20091111_152718_20020301_000000_20500101_000000	1	24-MAR-2010 00:04:39
CROSS_SECTIONS_FILE	GOM_CRS_AXVIEC20091111_154832_20020301_000000_20500101_000000	1	24-MAR-2010 00:04:39



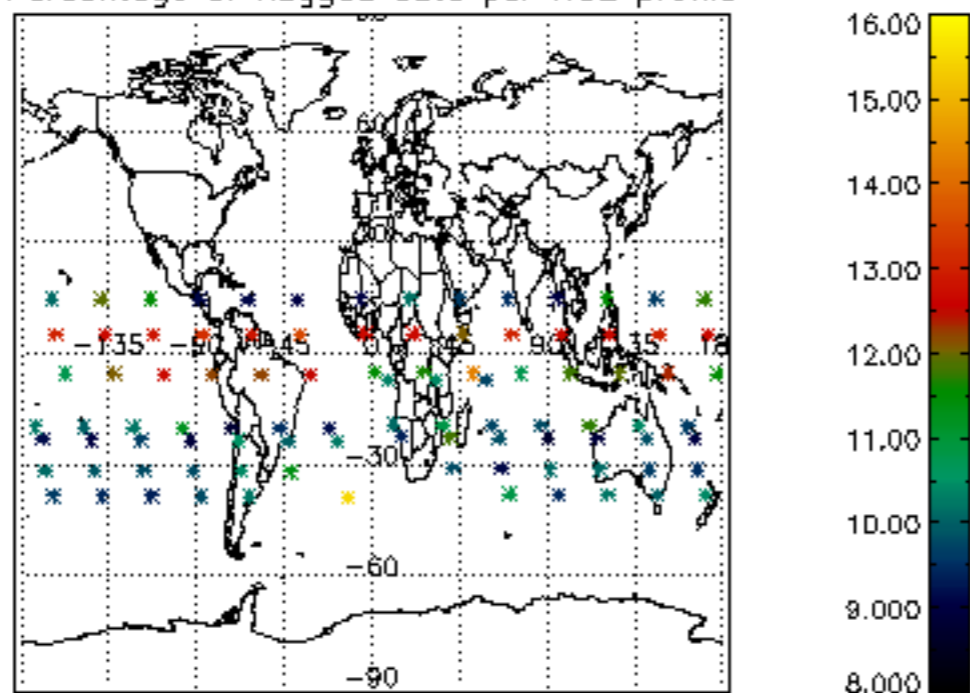
Percentage of flagged data per D3 profile



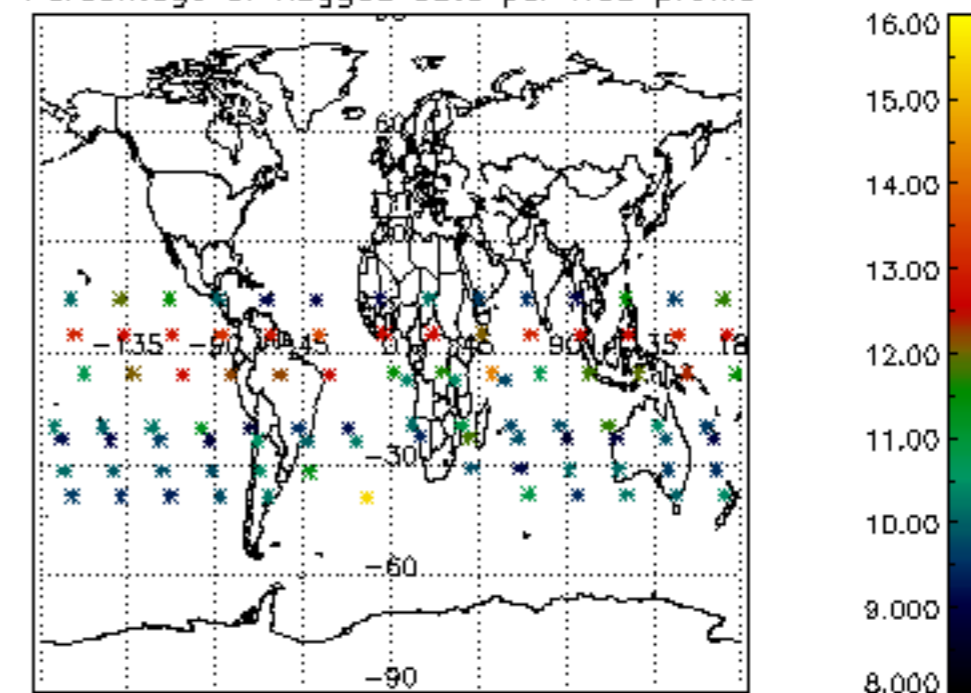
Percentage of flagged data per H2O profile

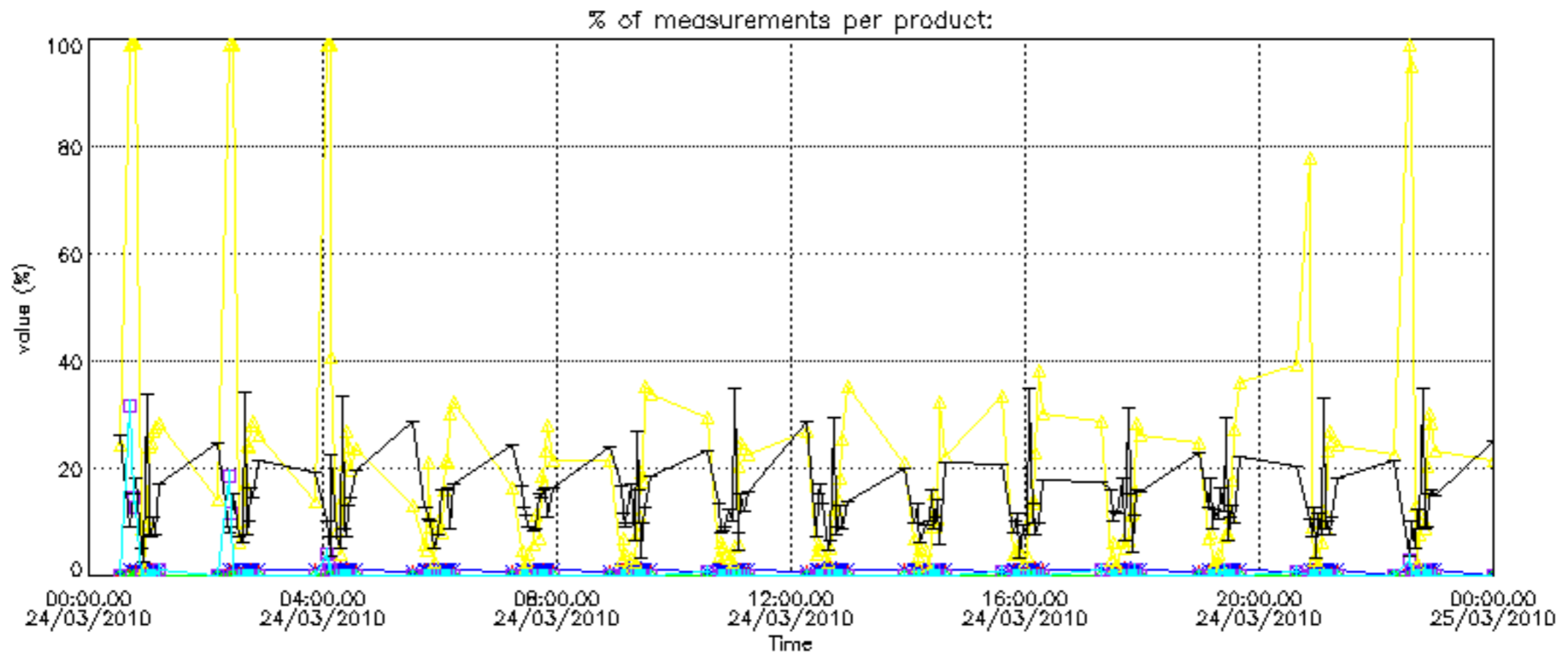
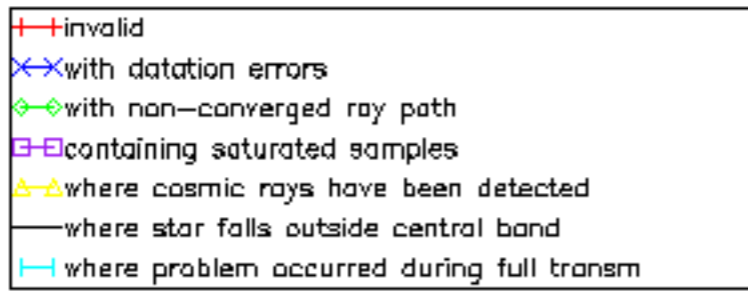


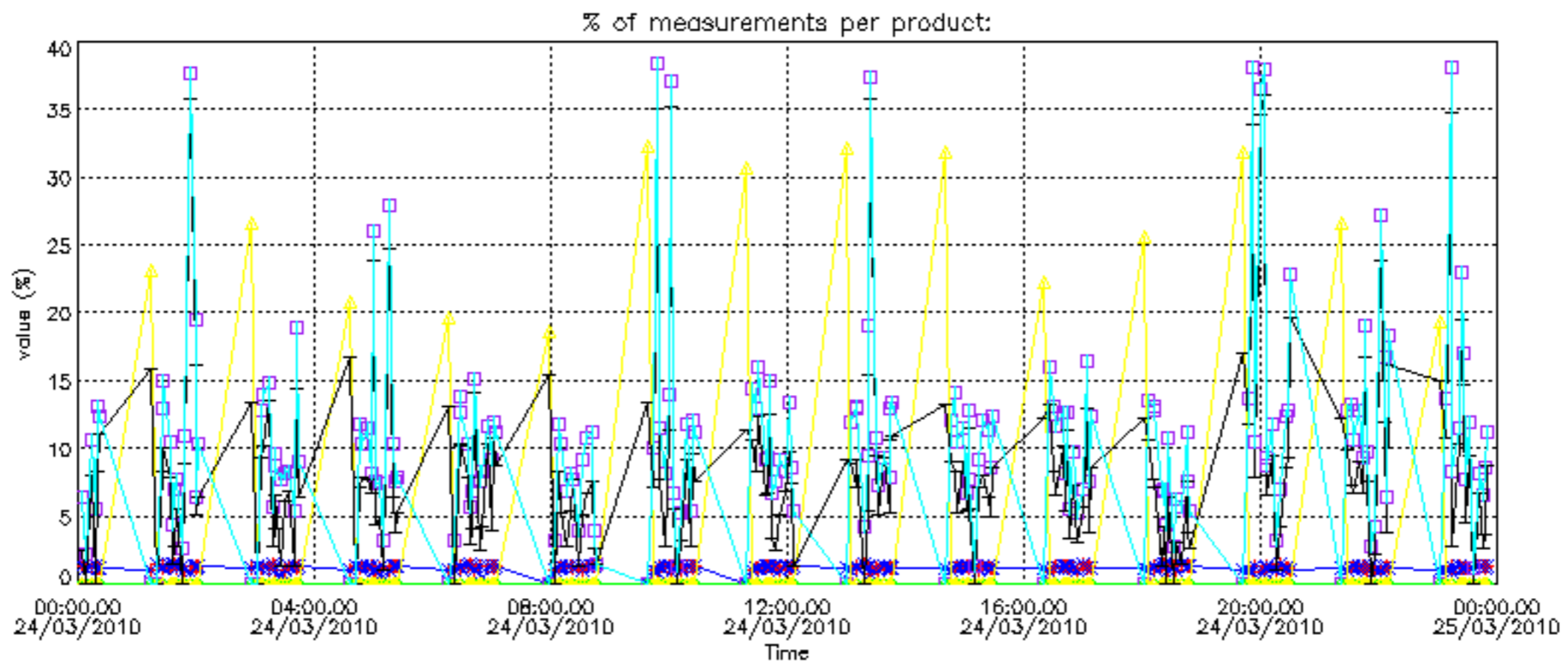
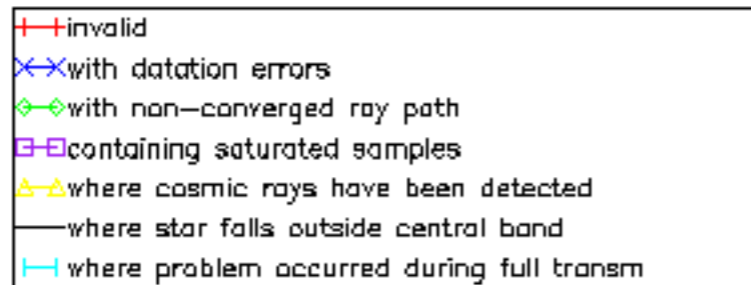
Percentage of flagged data per NO2 profile



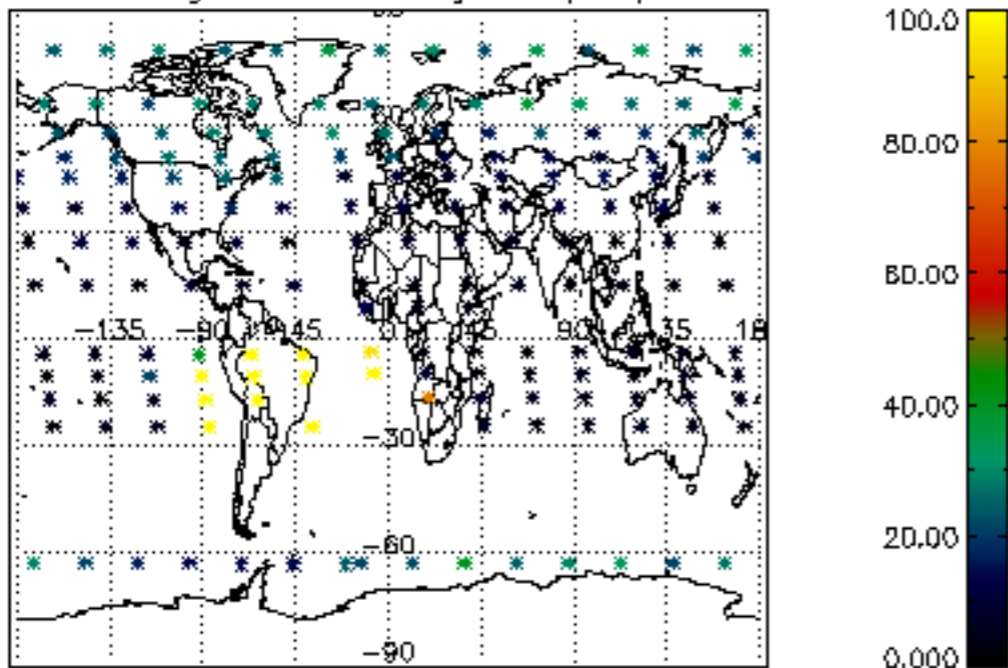
Percentage of flagged data per NO3 profile



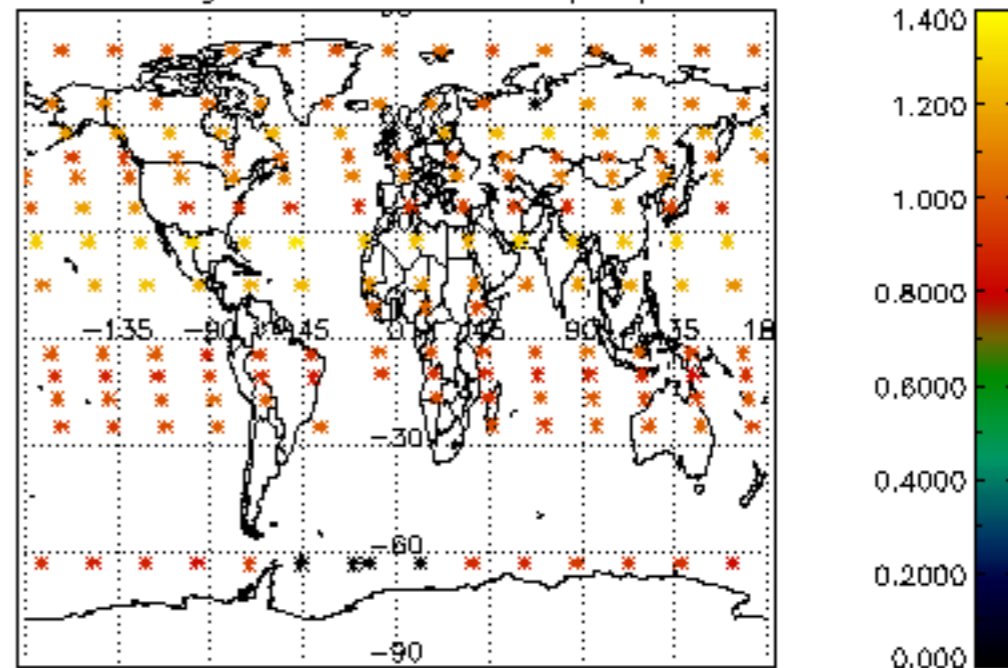




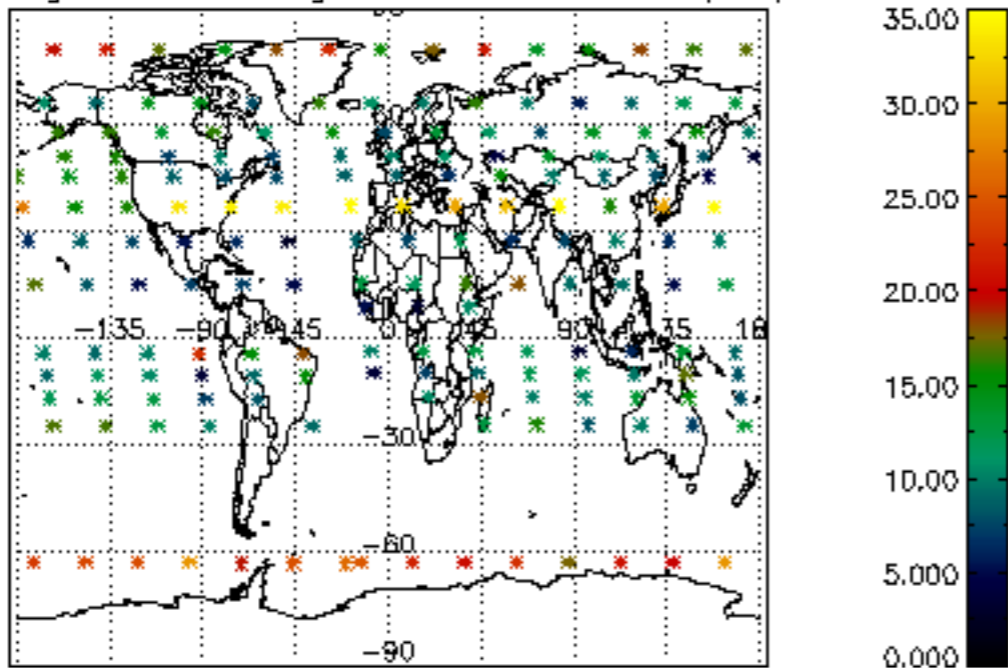
Percentage of cosmic ray hits per profile



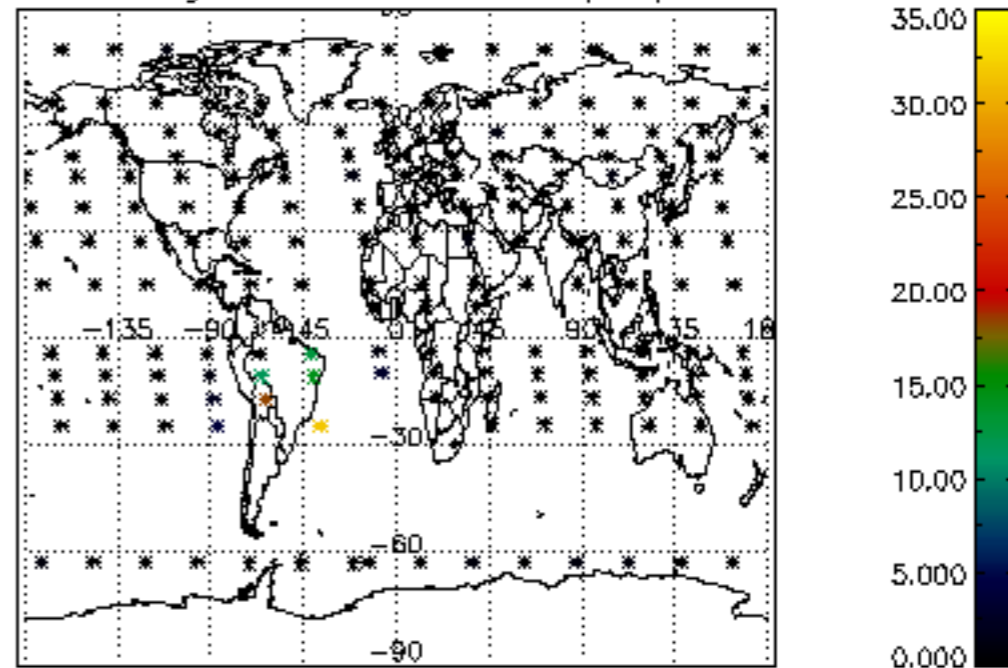
Percentage of datation errors per profile



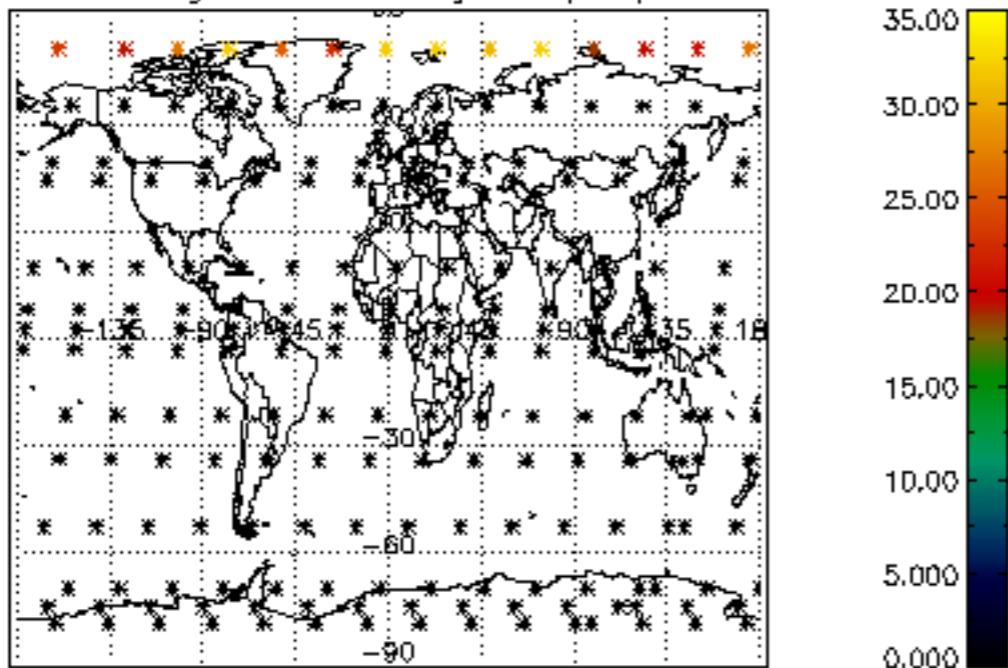
Percentage of star falling outside central band per profile



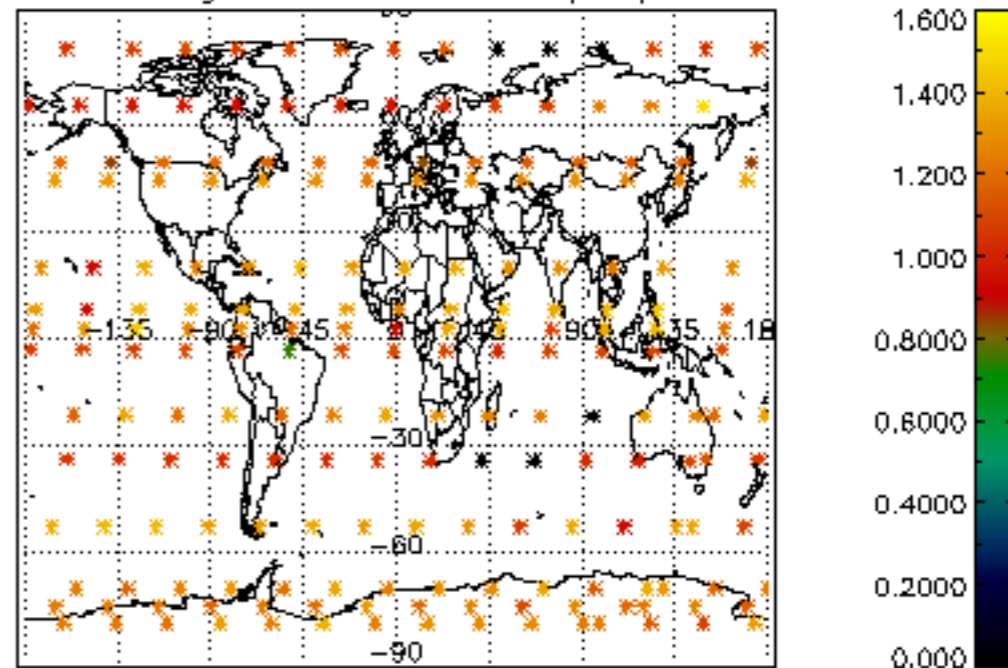
Percentage of saturation errors per profile



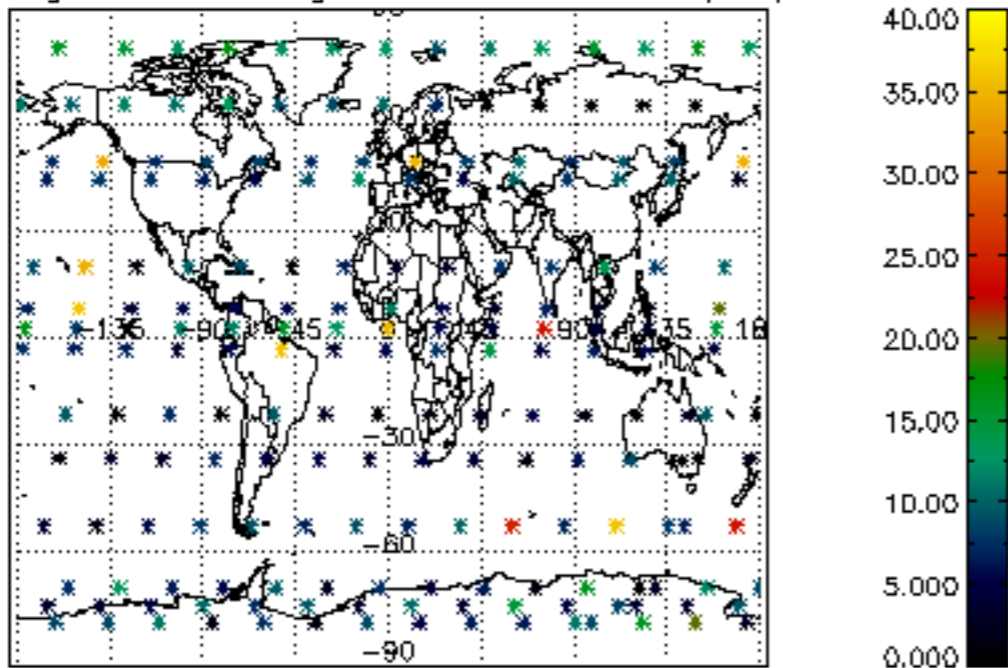
Percentage of cosmic ray hits per profile



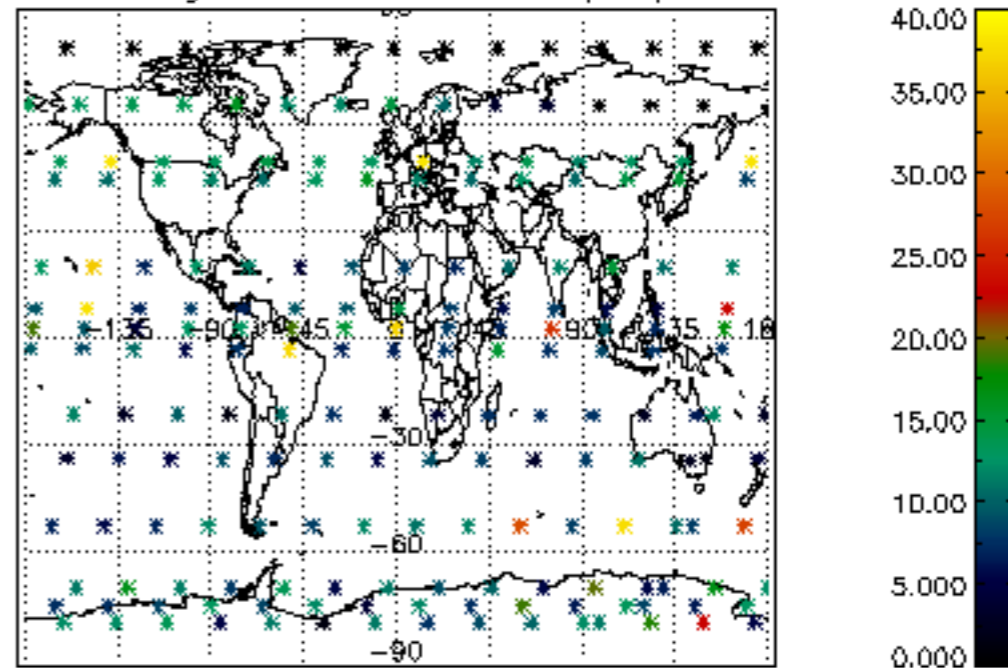
Percentage of datation errors per profile

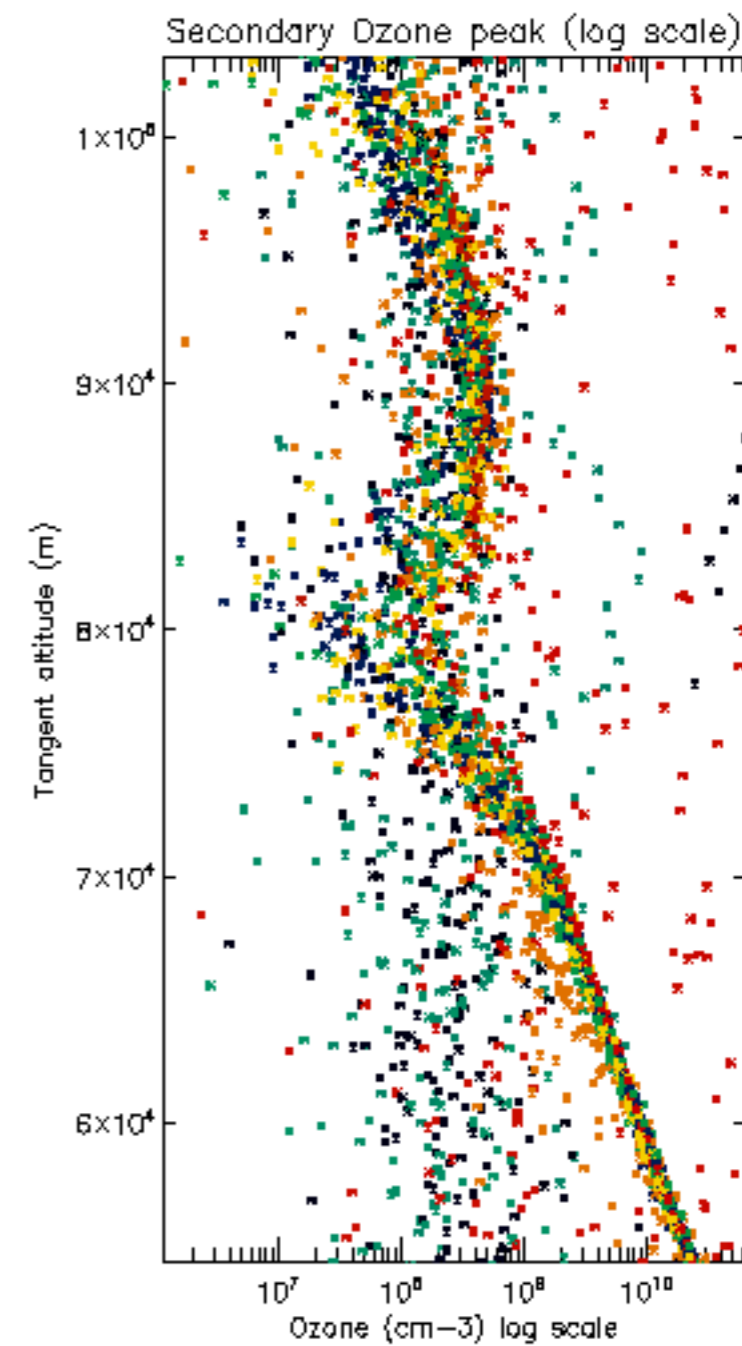
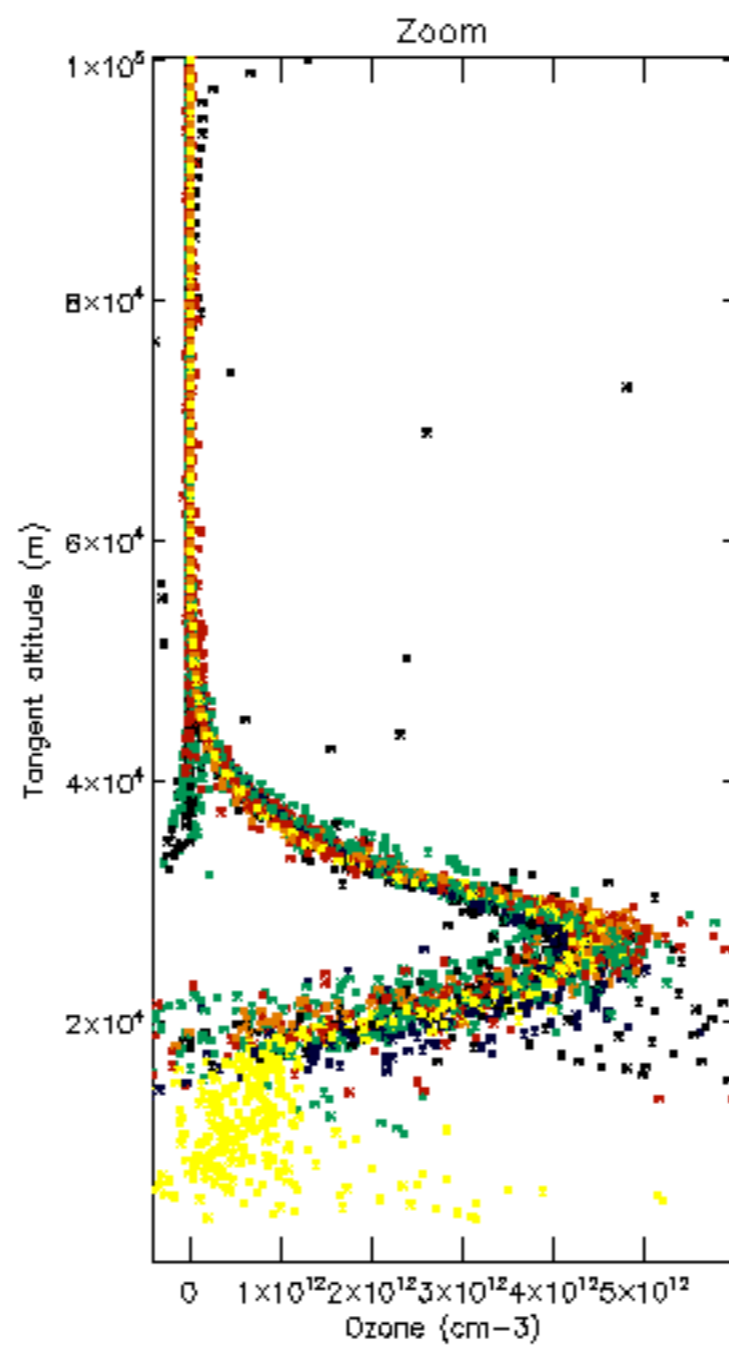
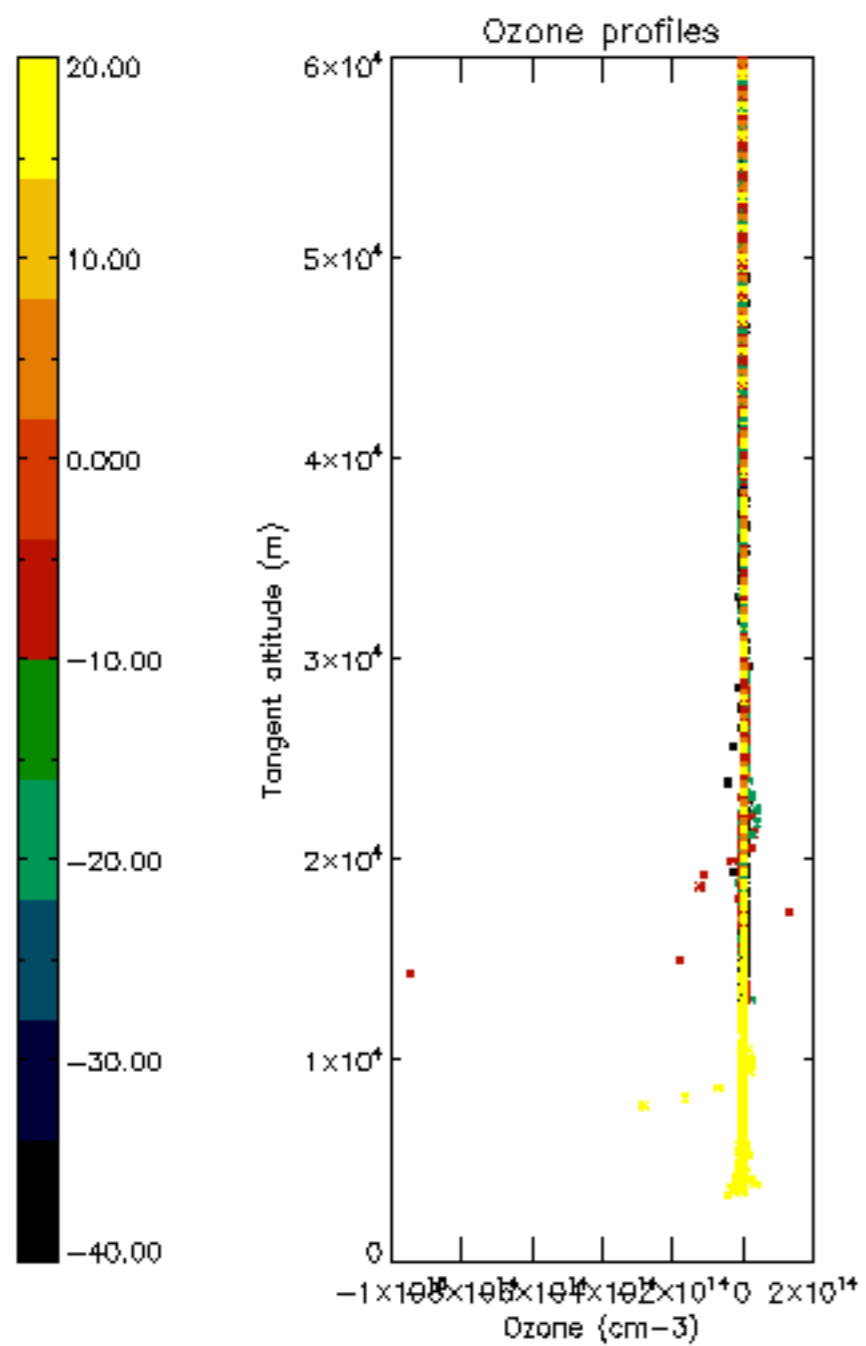


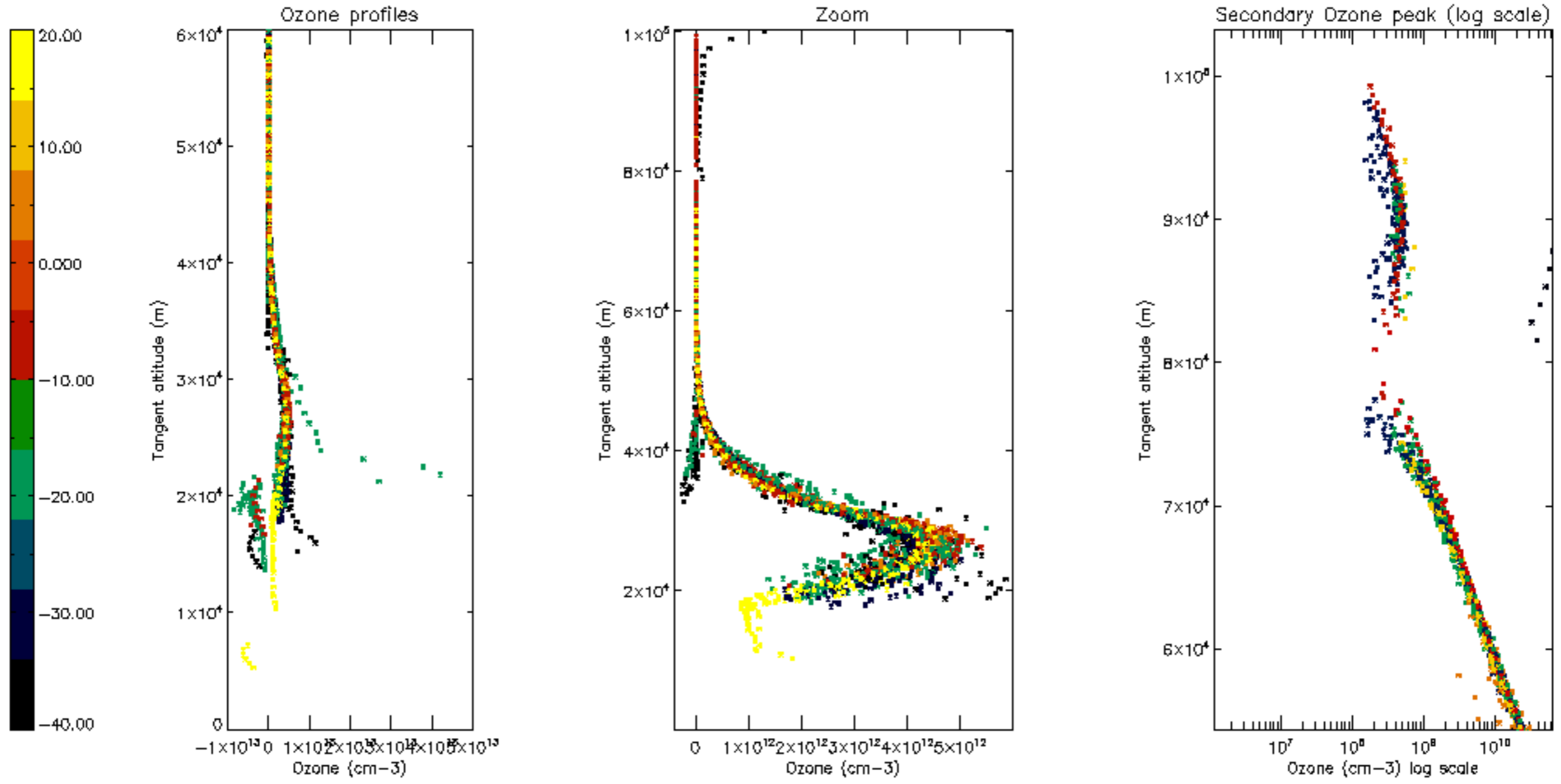
Percentage of star falling outside central band per profile

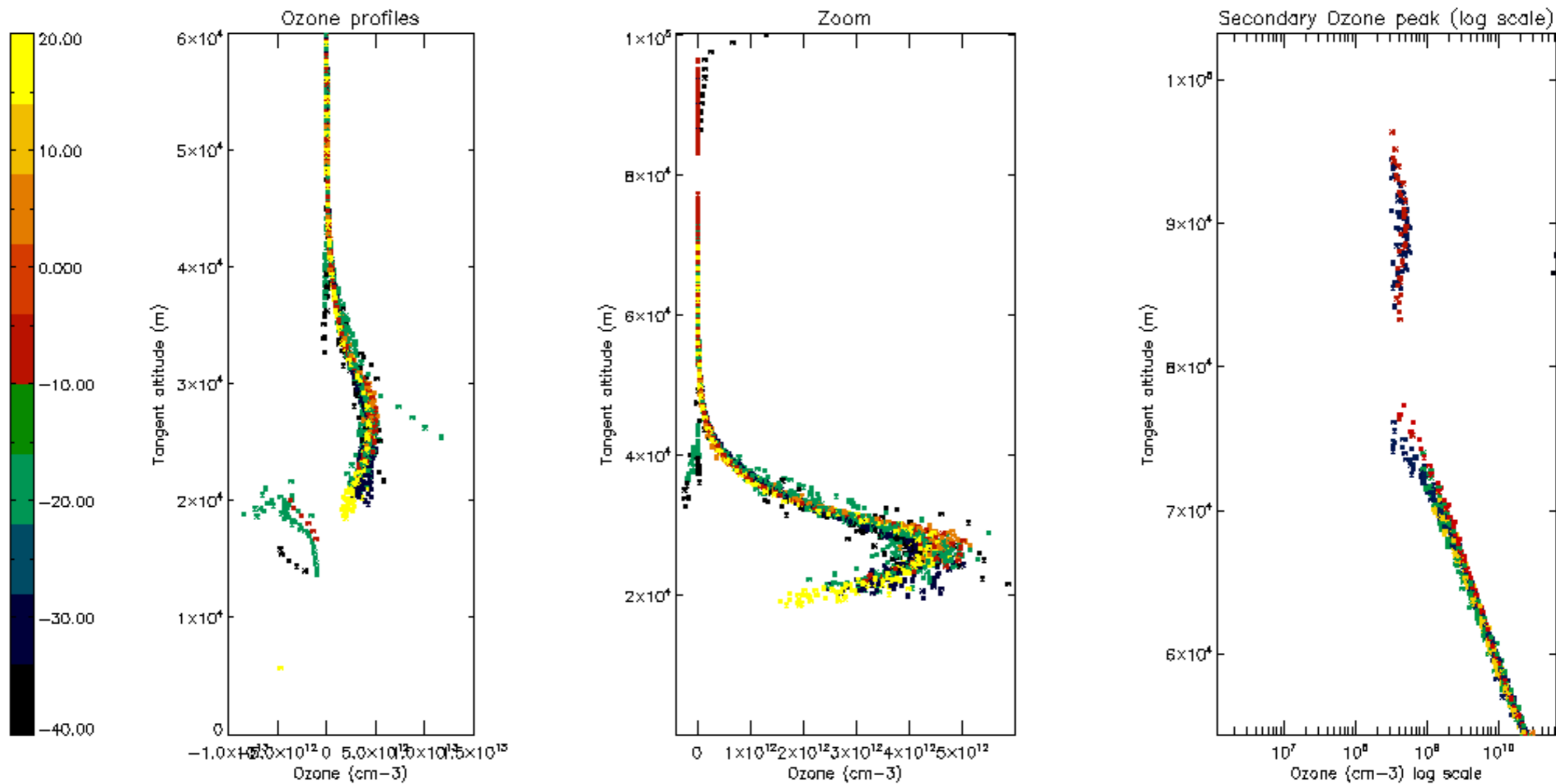


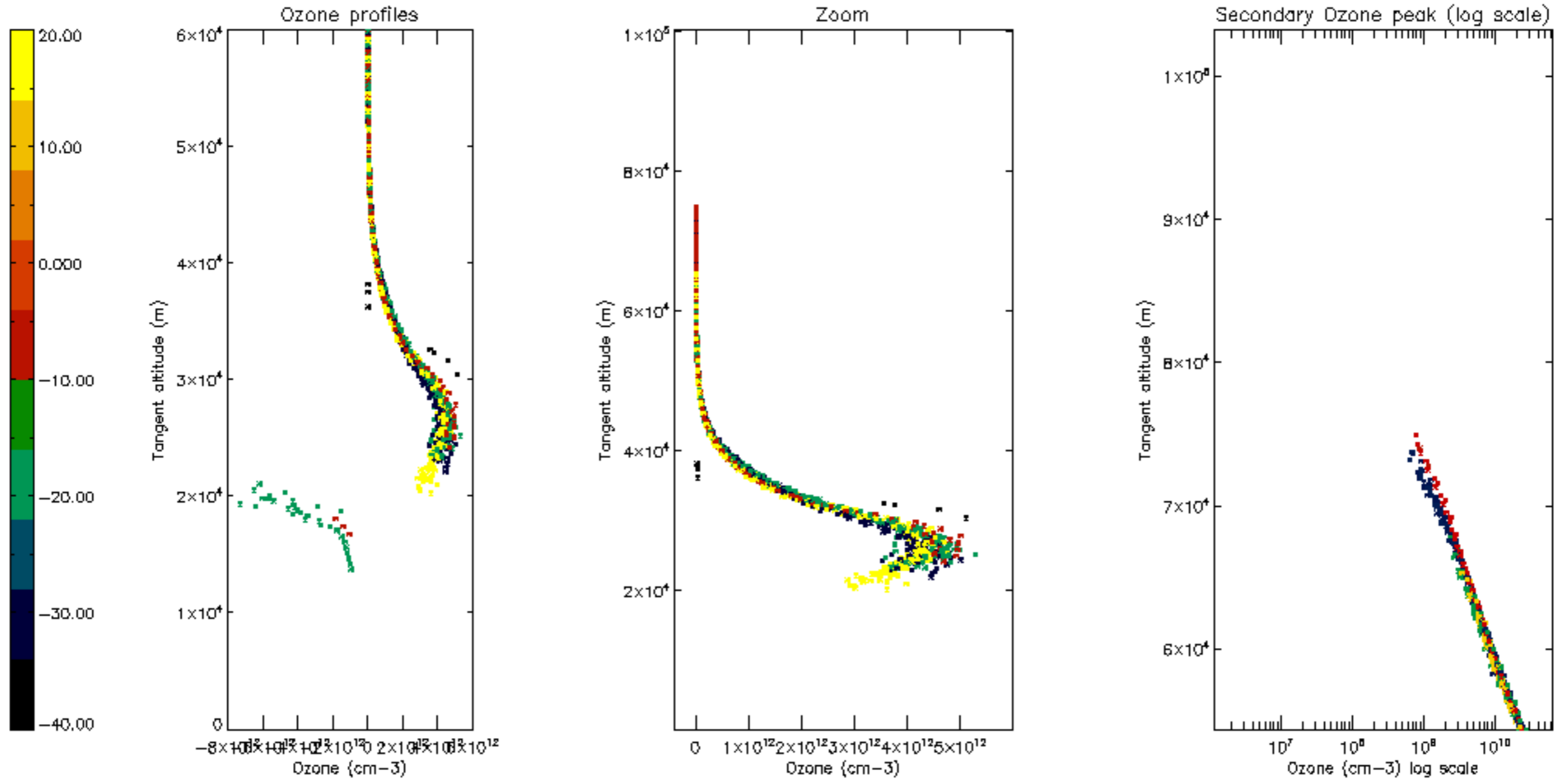
Percentage of saturation errors per profile

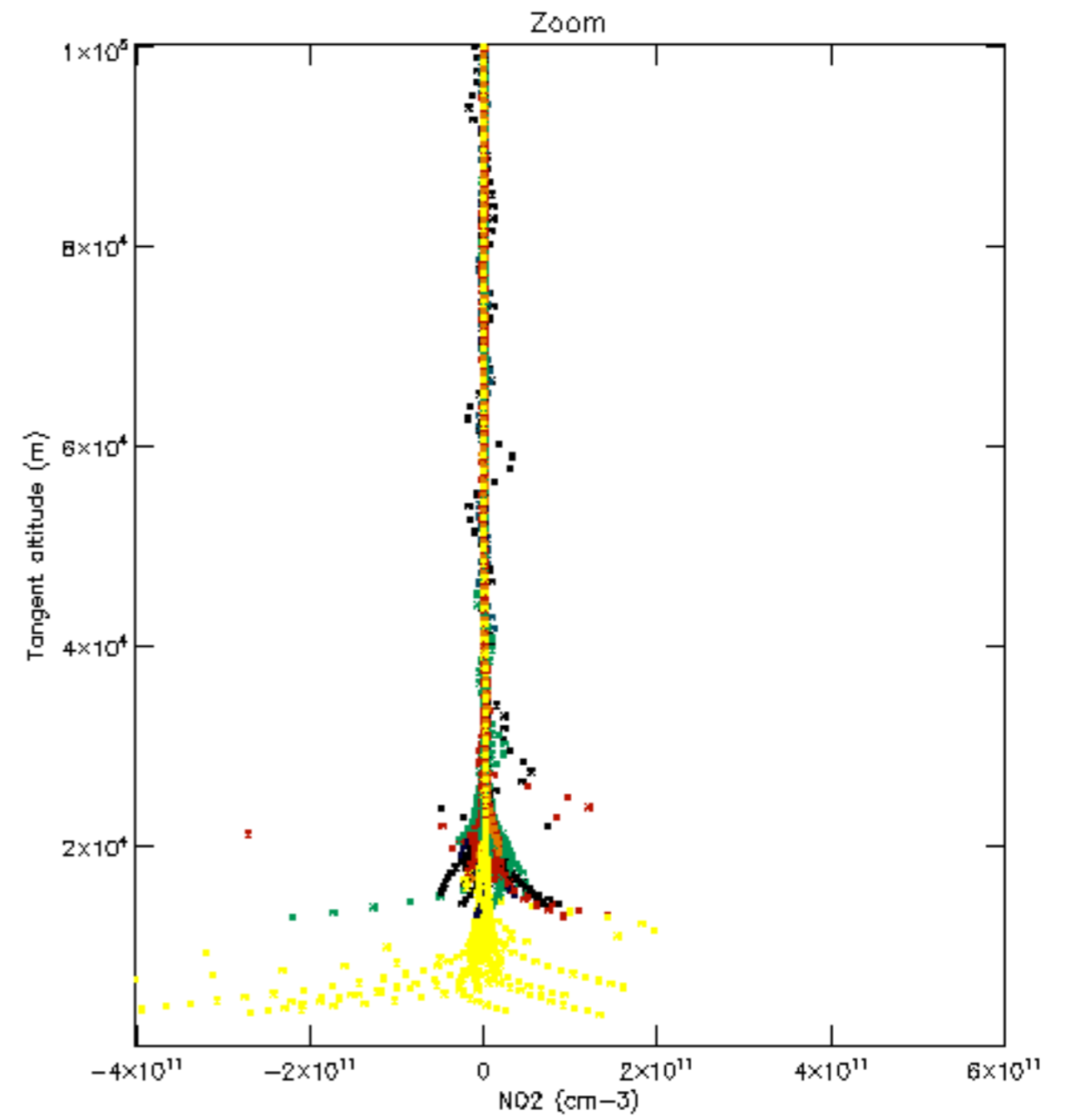
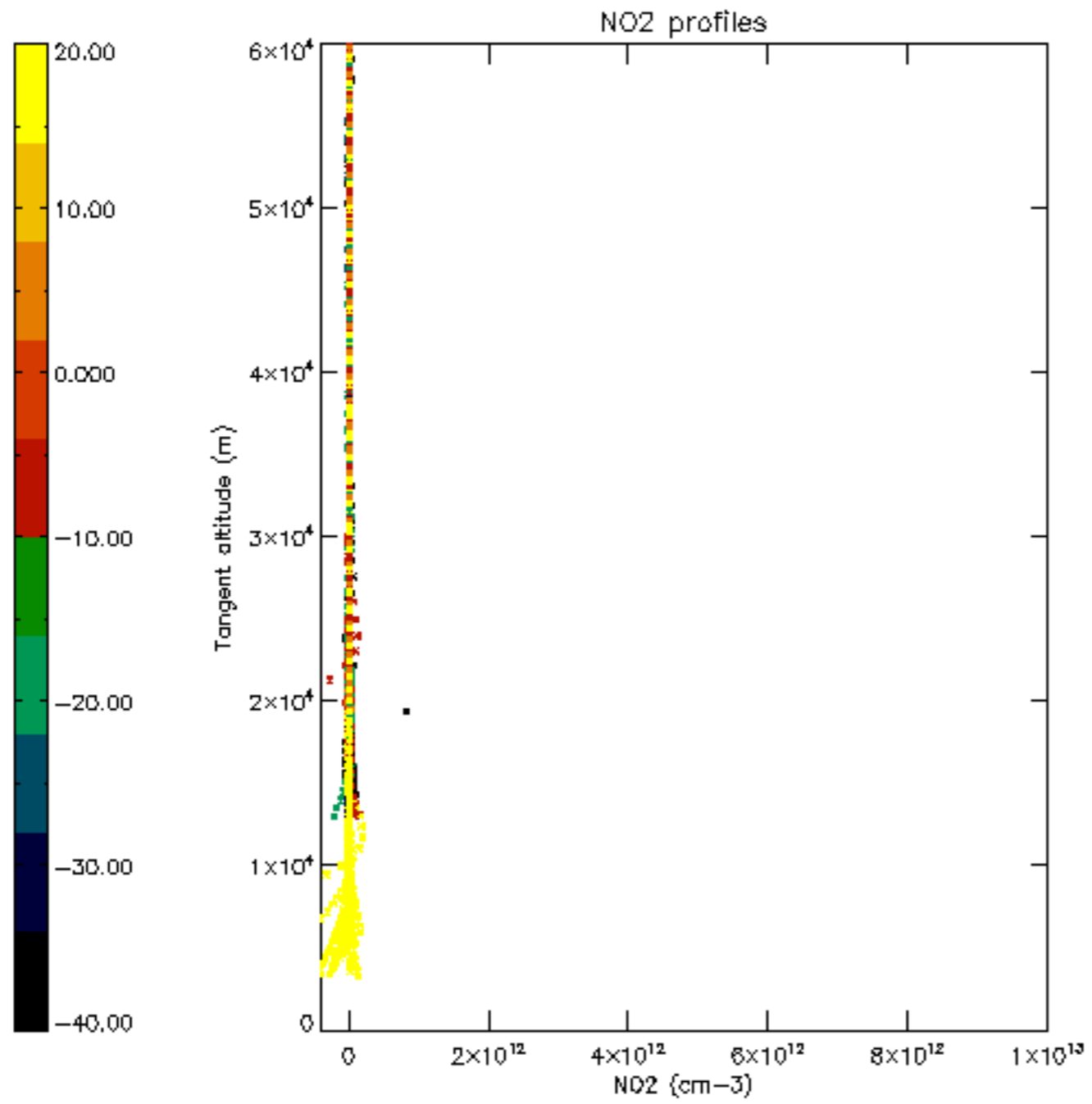


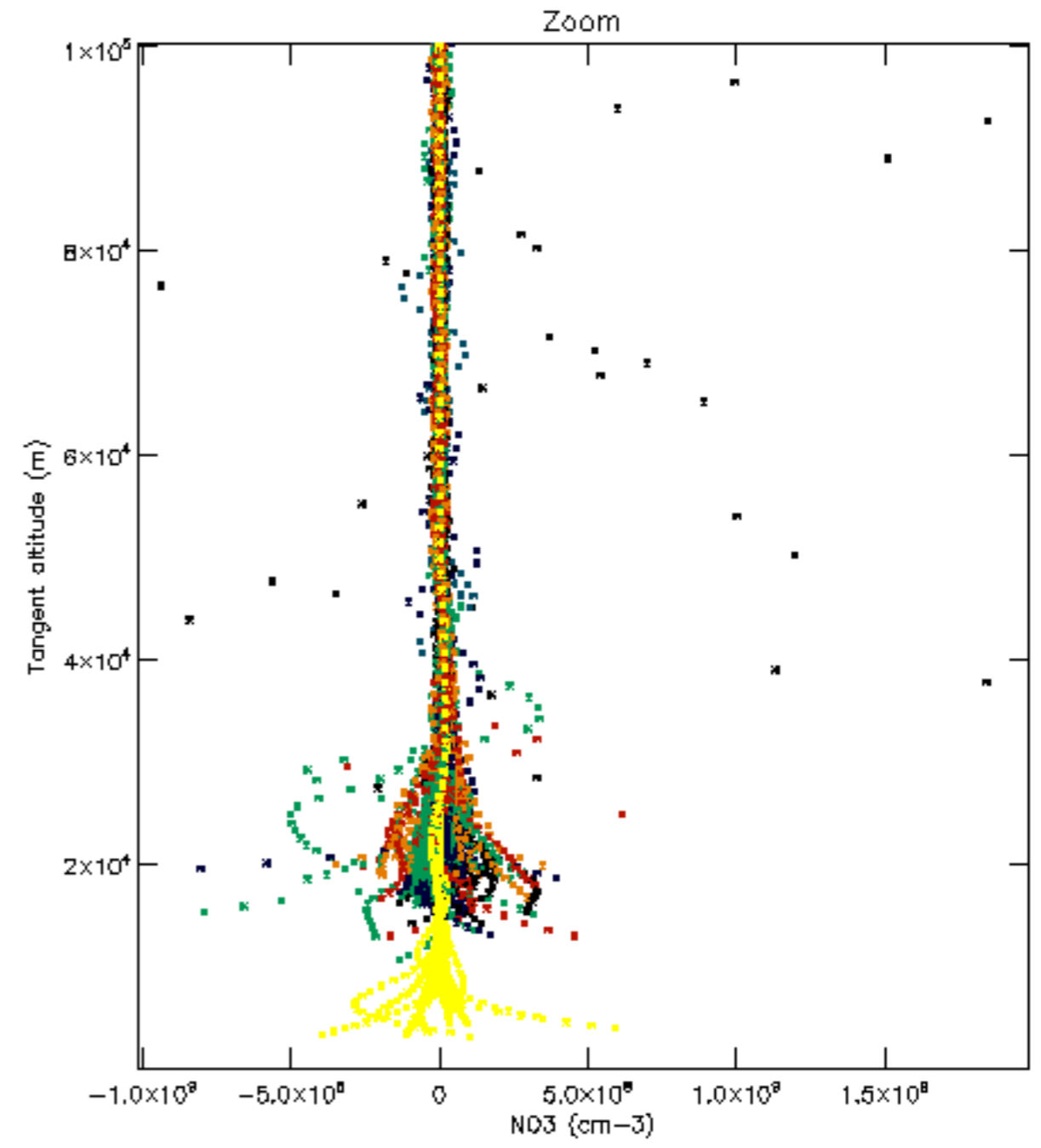
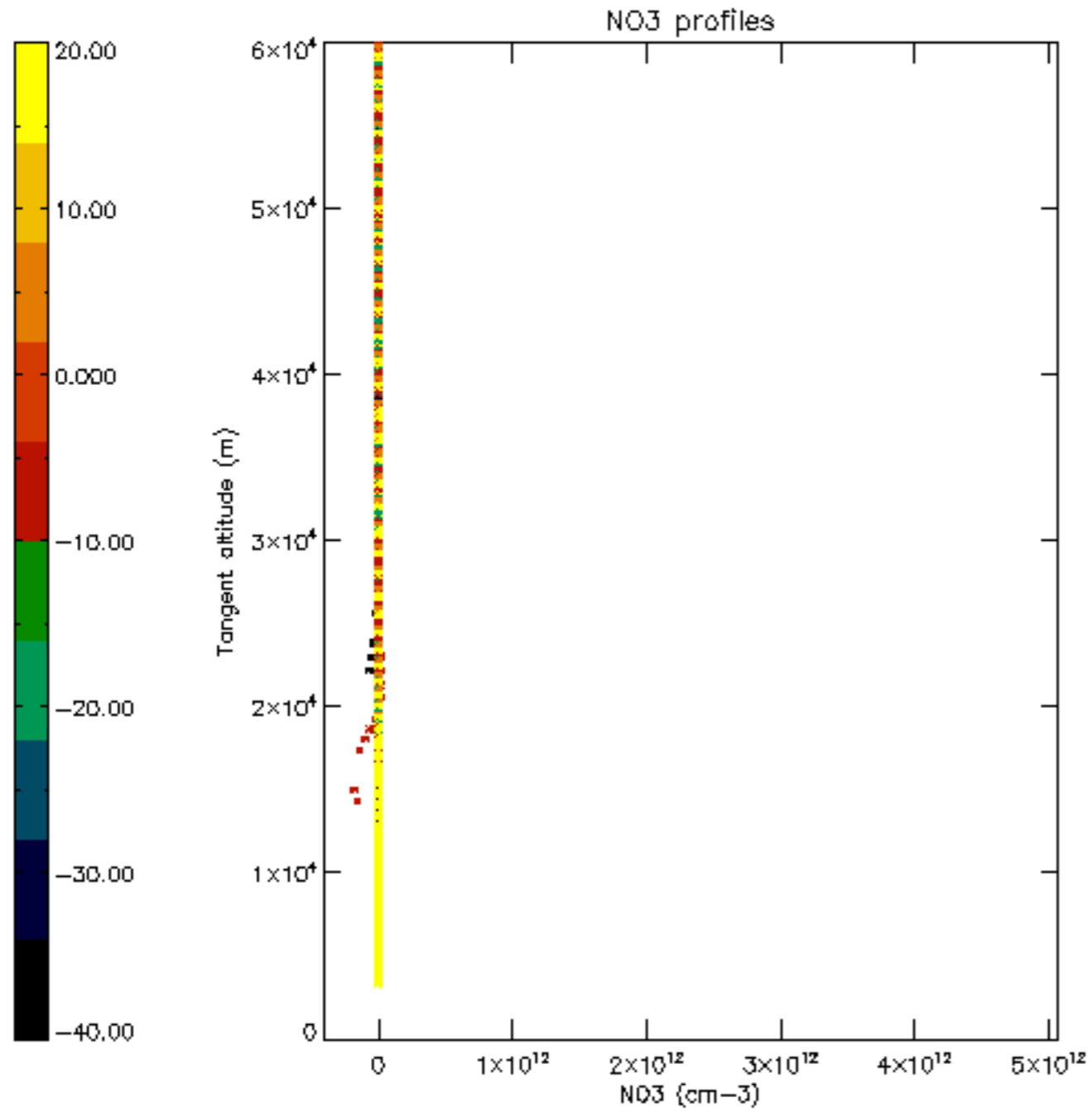


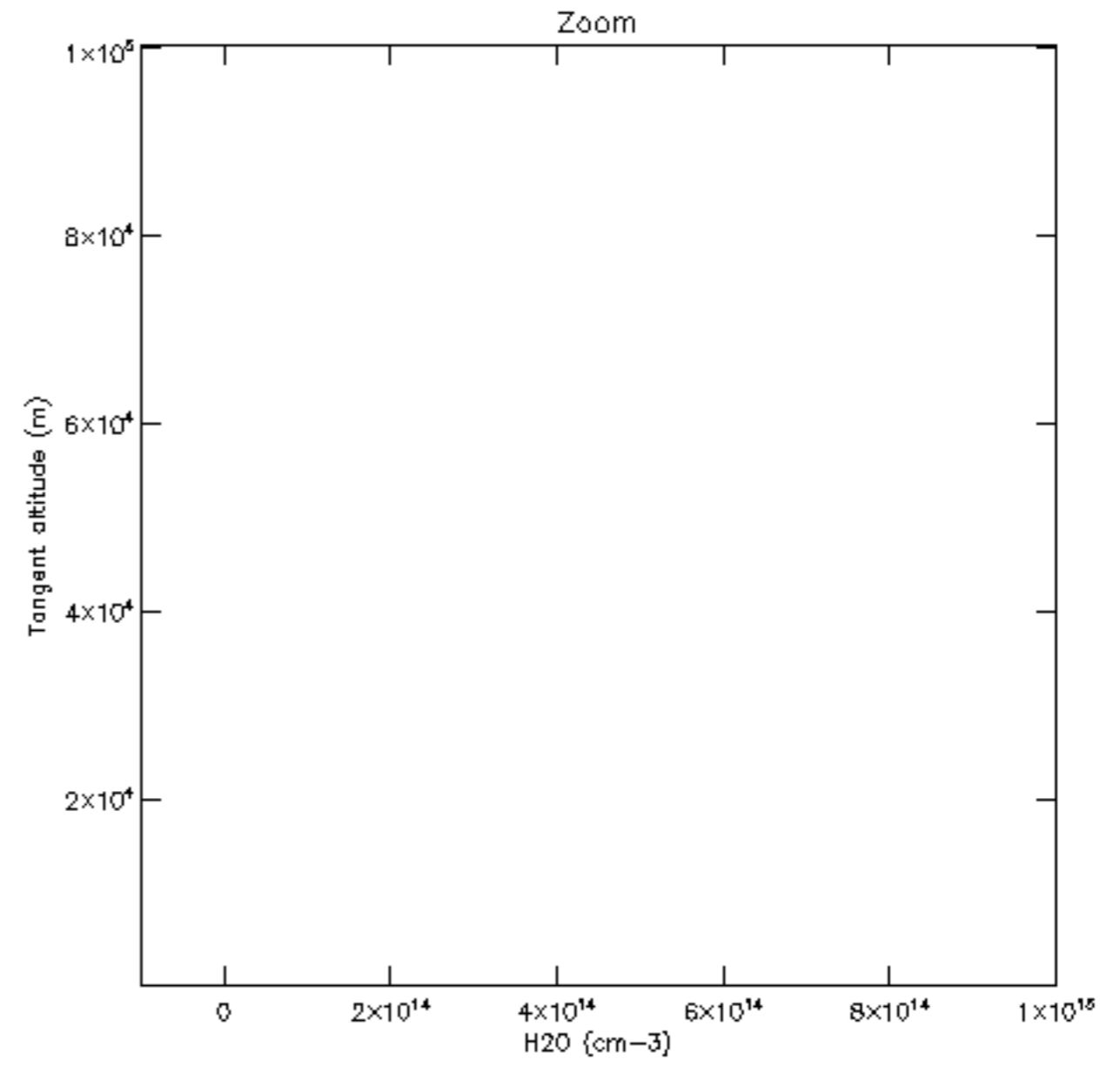
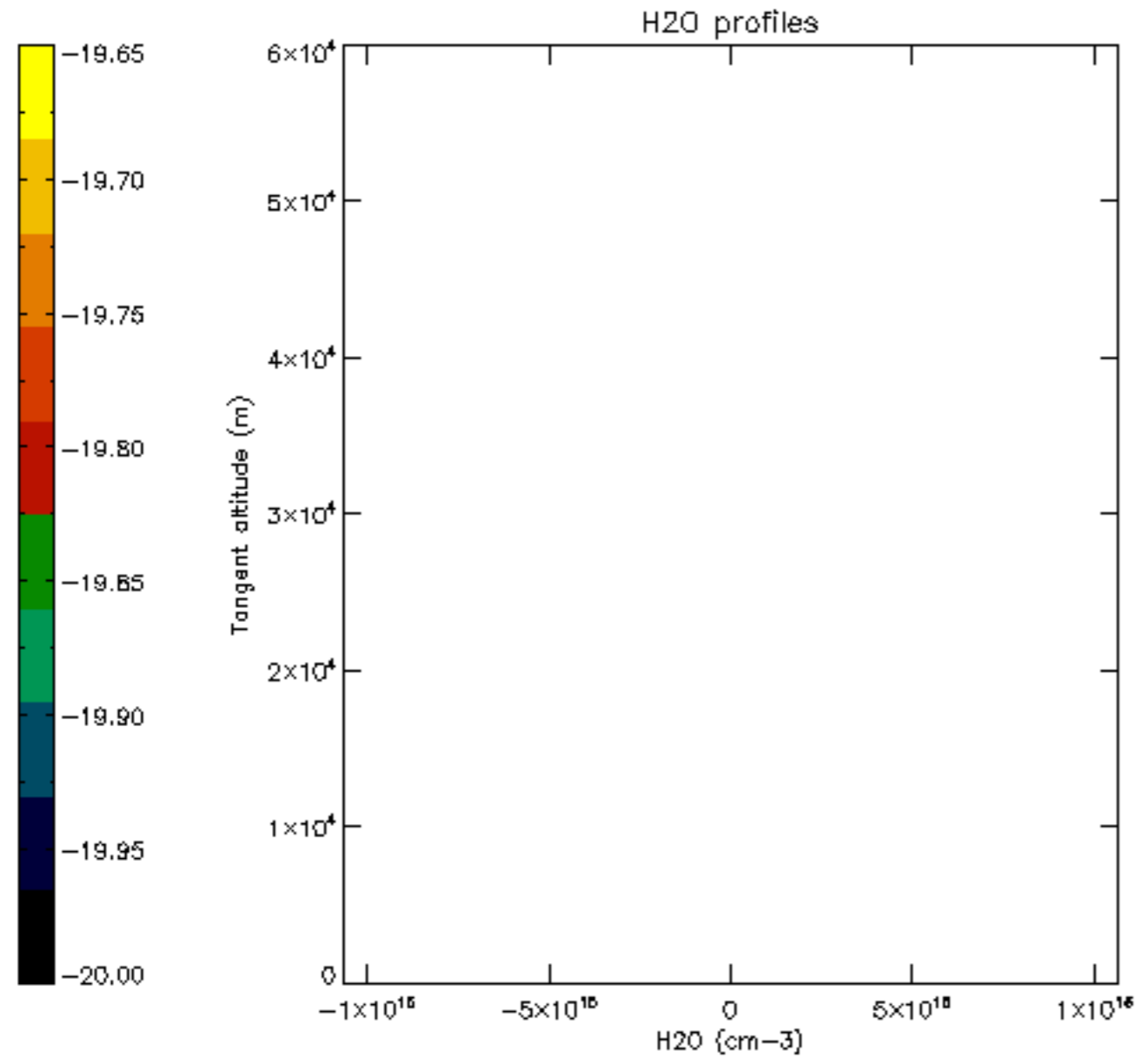


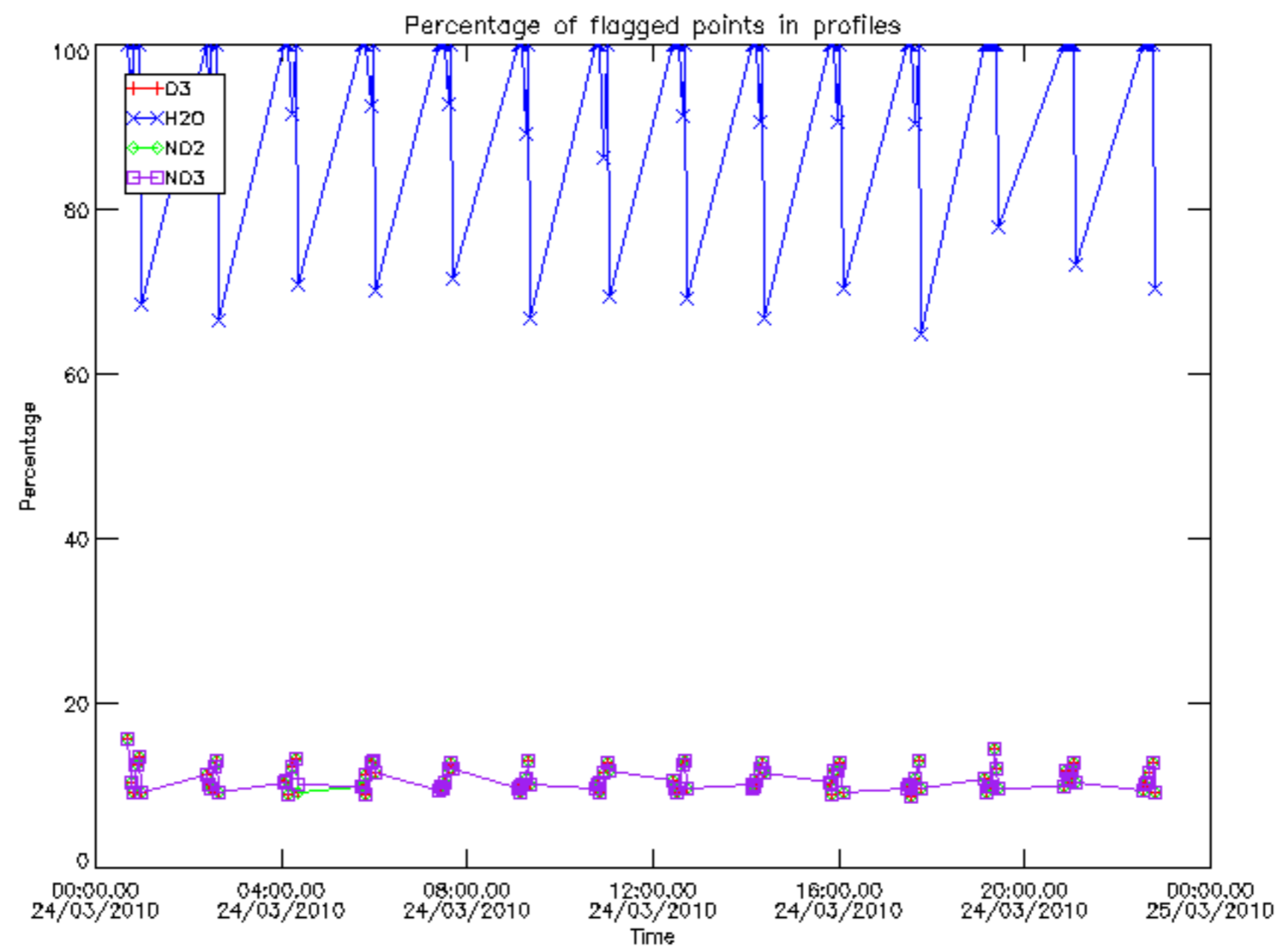




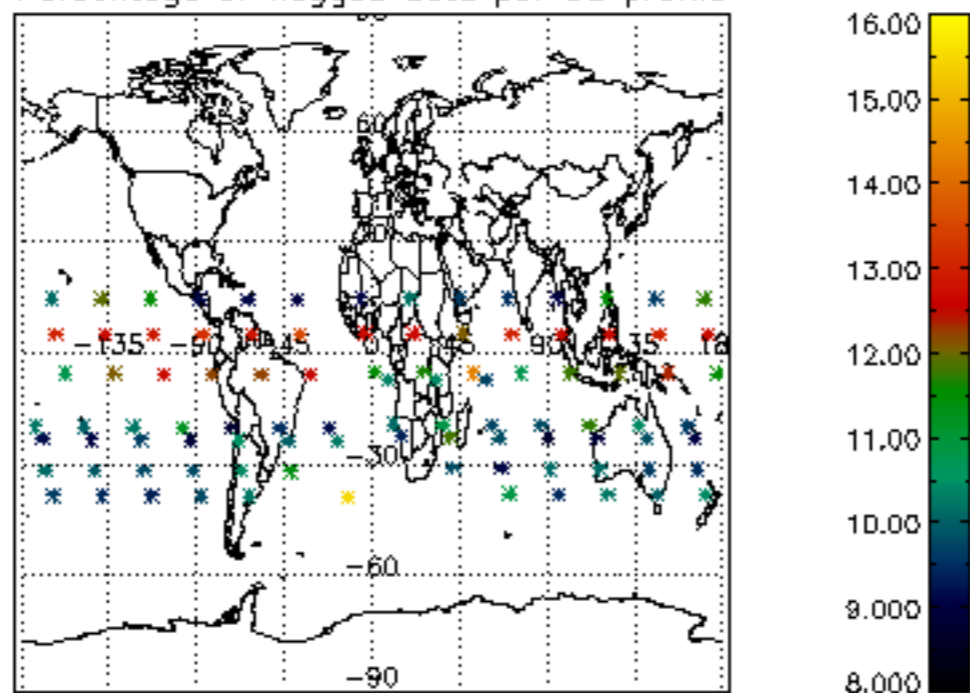




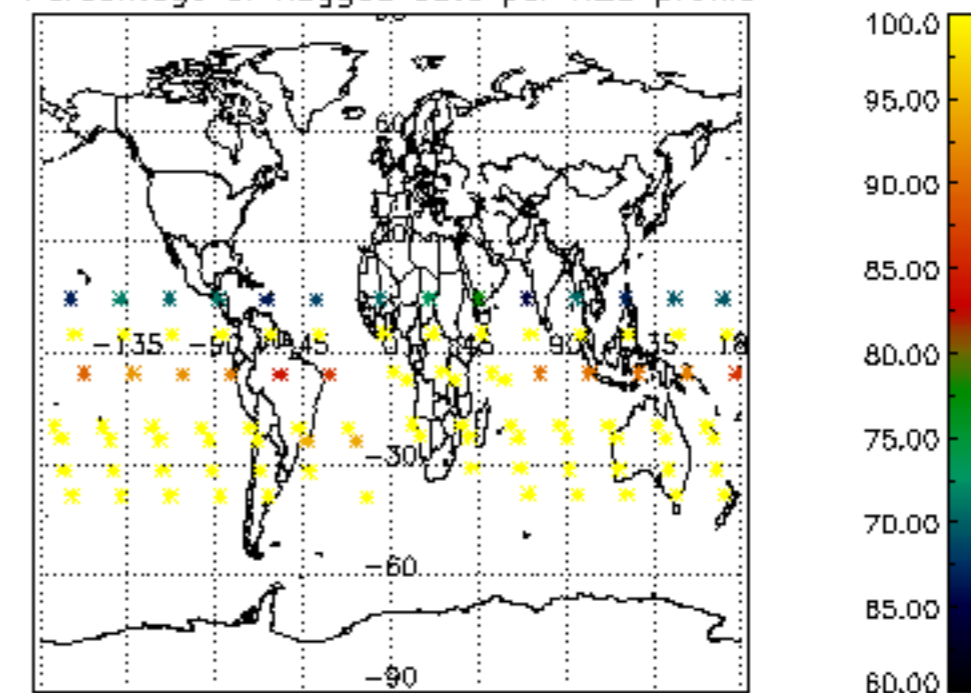




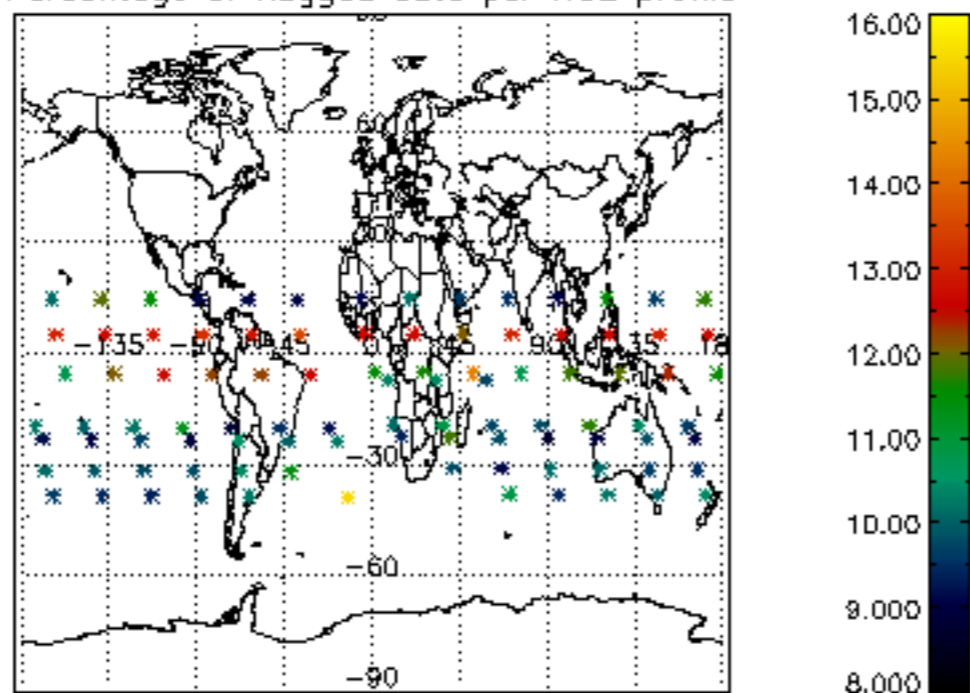
Percentage of flagged data per D3 profile



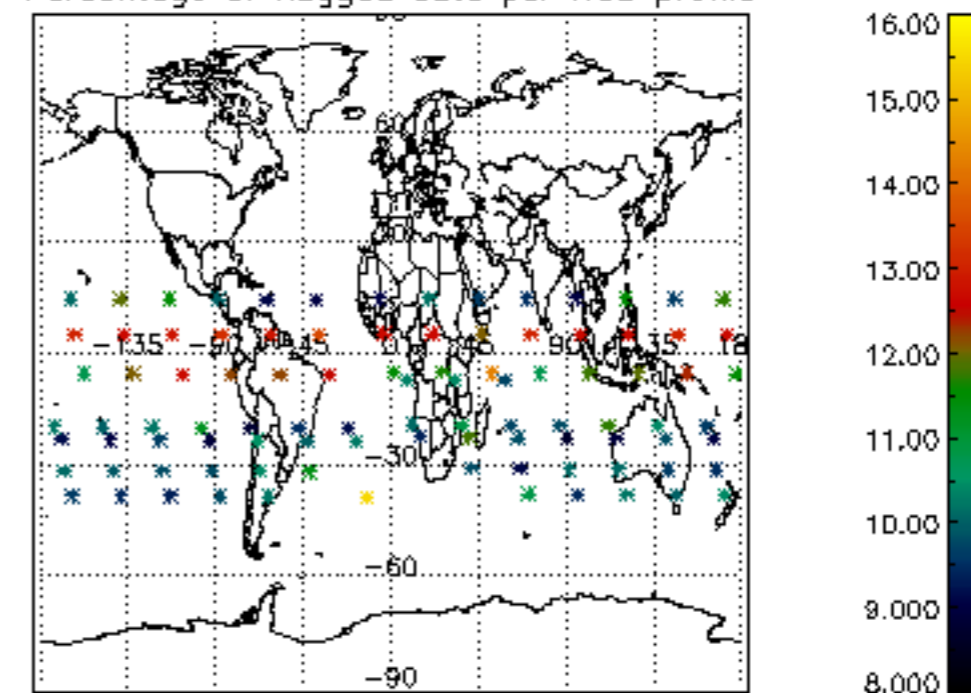
Percentage of flagged data per H2O profile

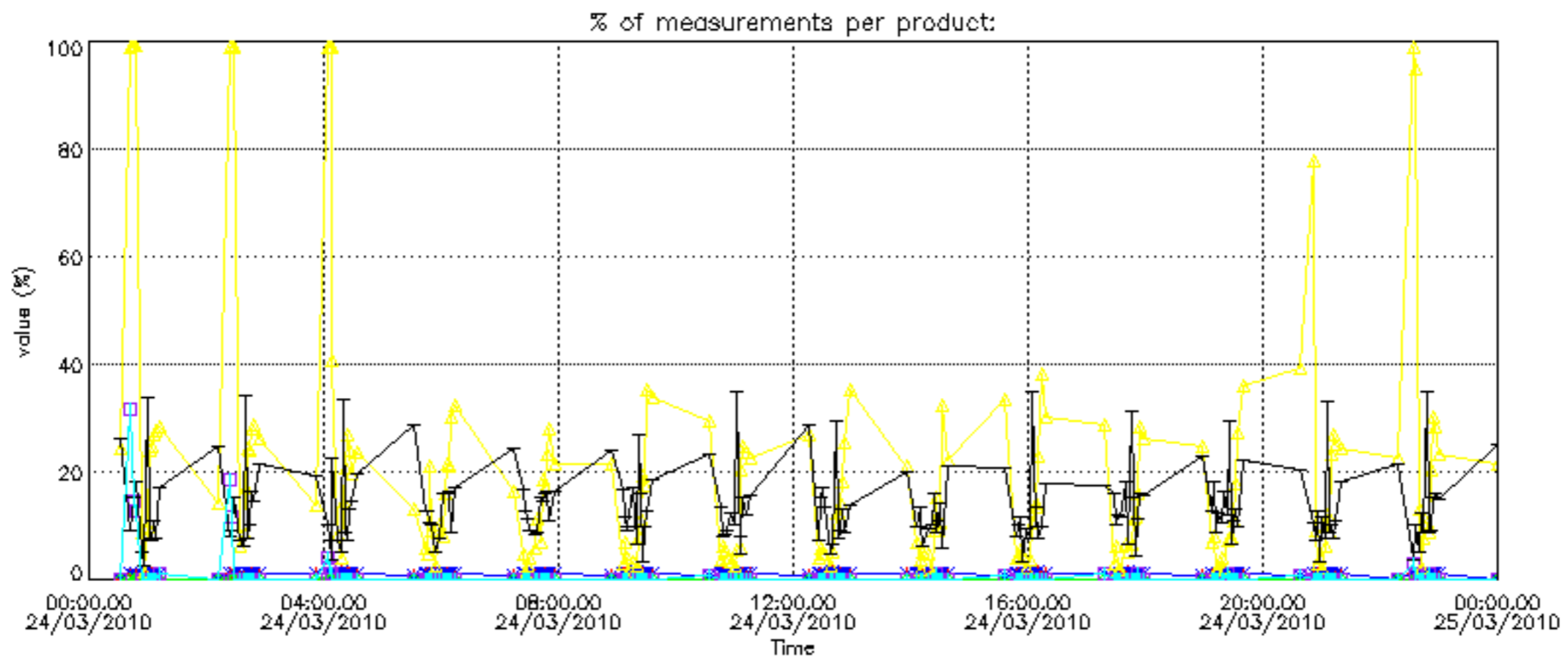
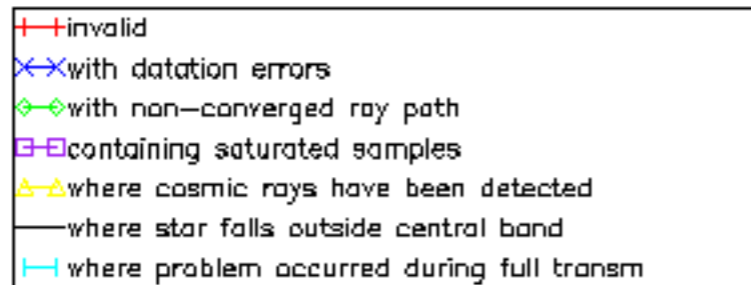


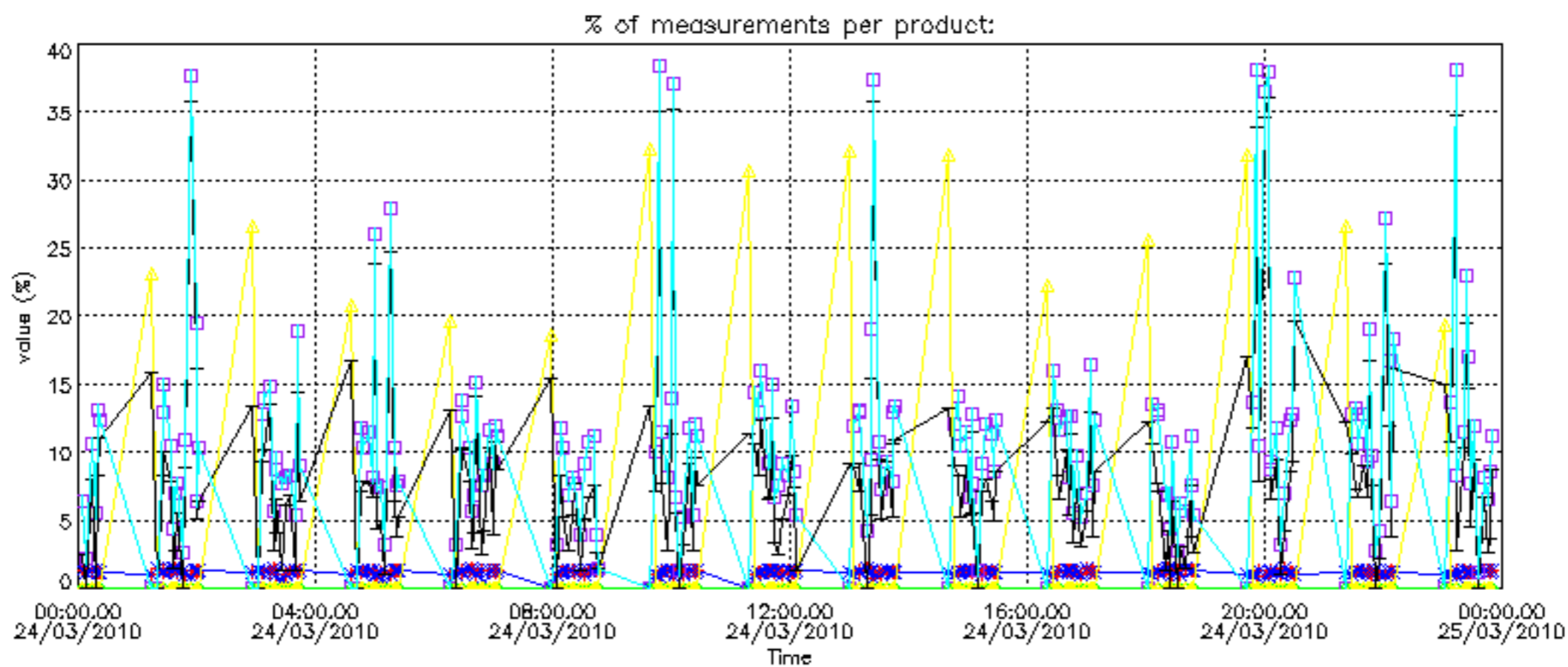
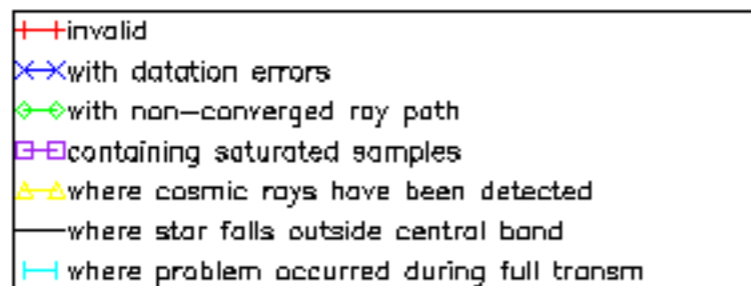
Percentage of flagged data per NO2 profile



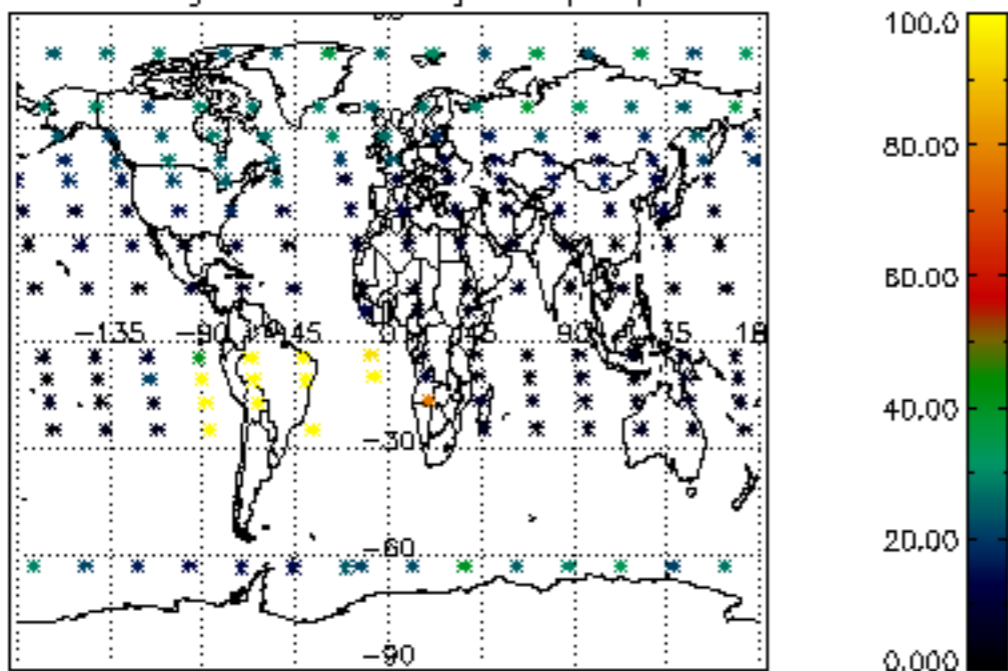
Percentage of flagged data per NO3 profile



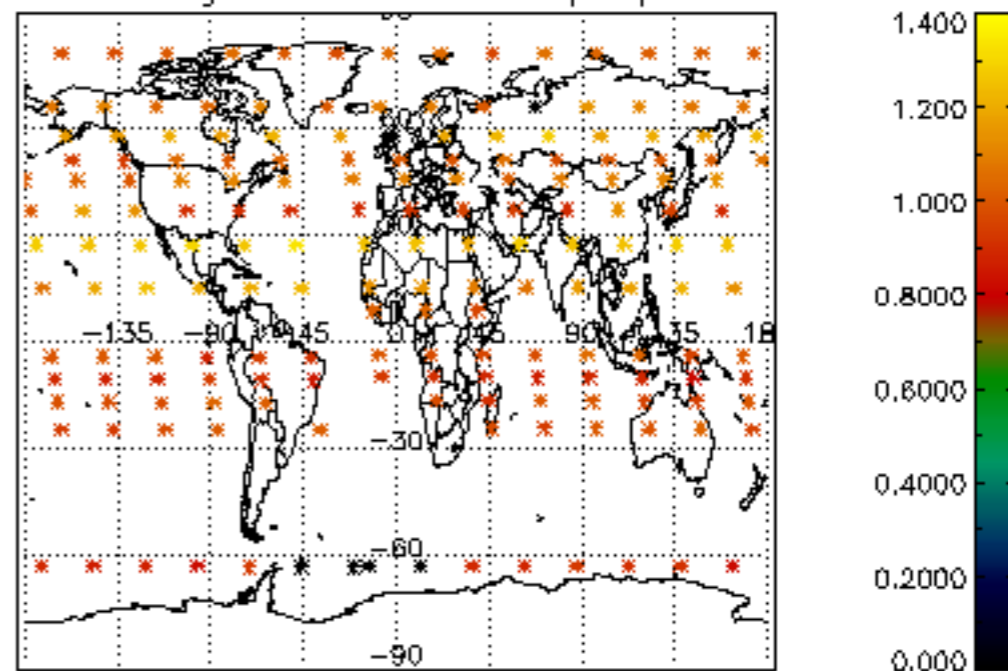




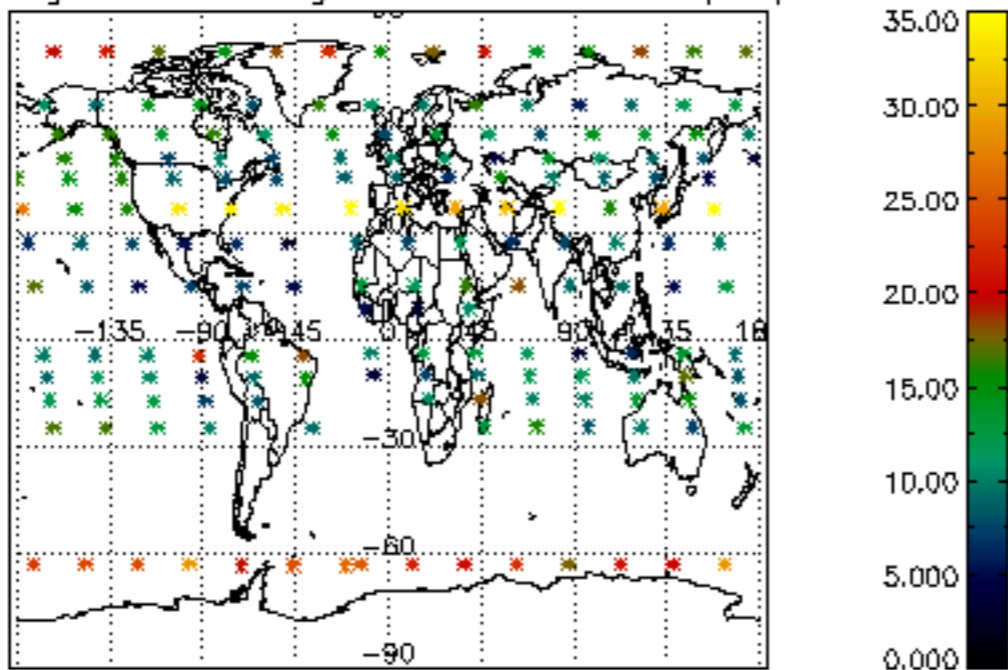
Percentage of cosmic ray hits per profile



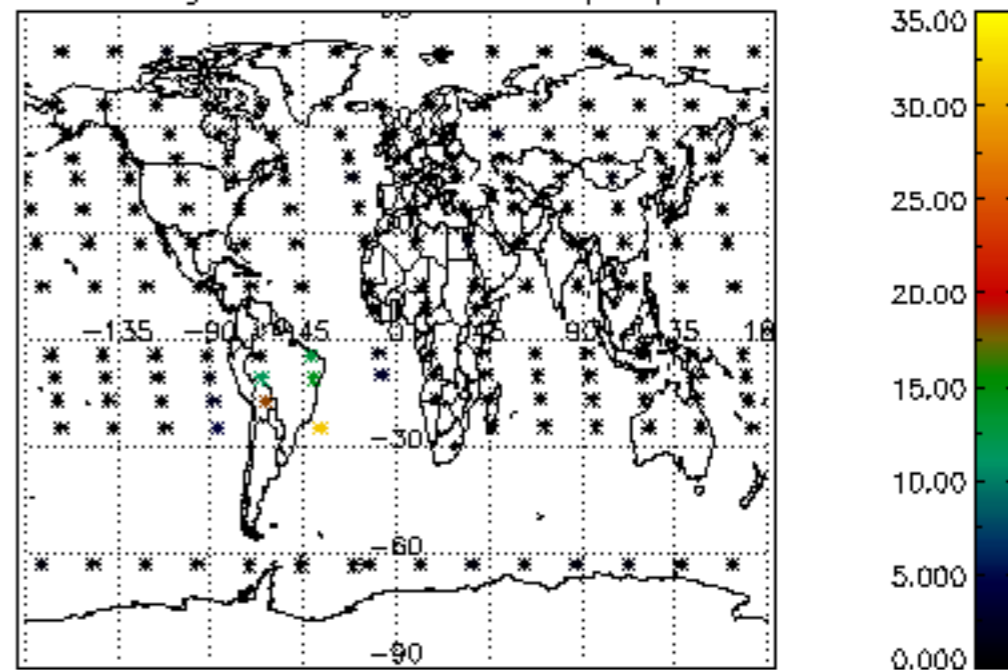
Percentage of datation errors per profile



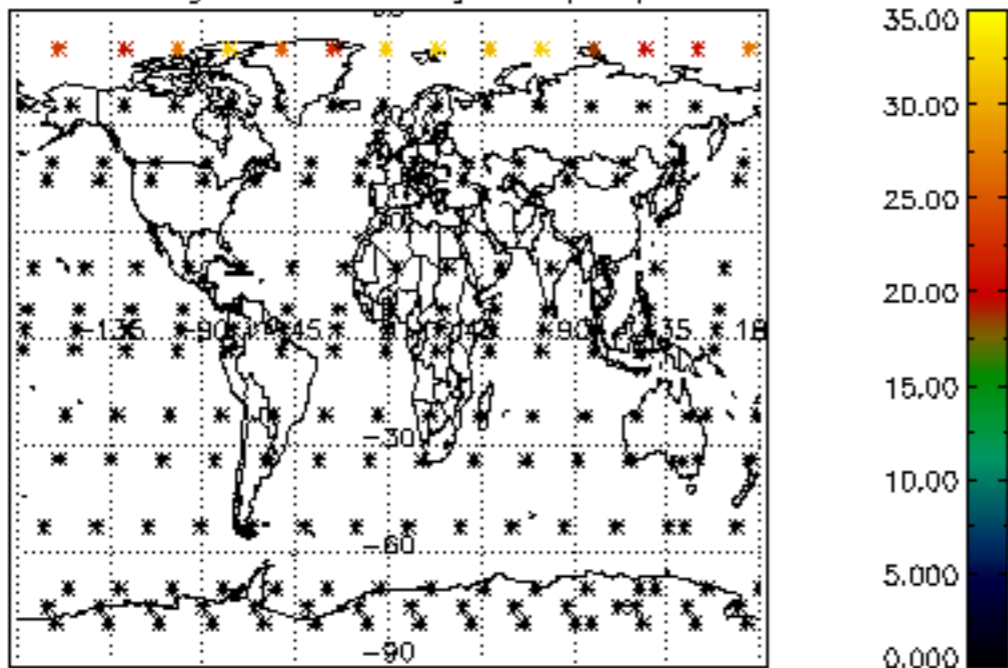
Percentage of star falling outside central band per profile



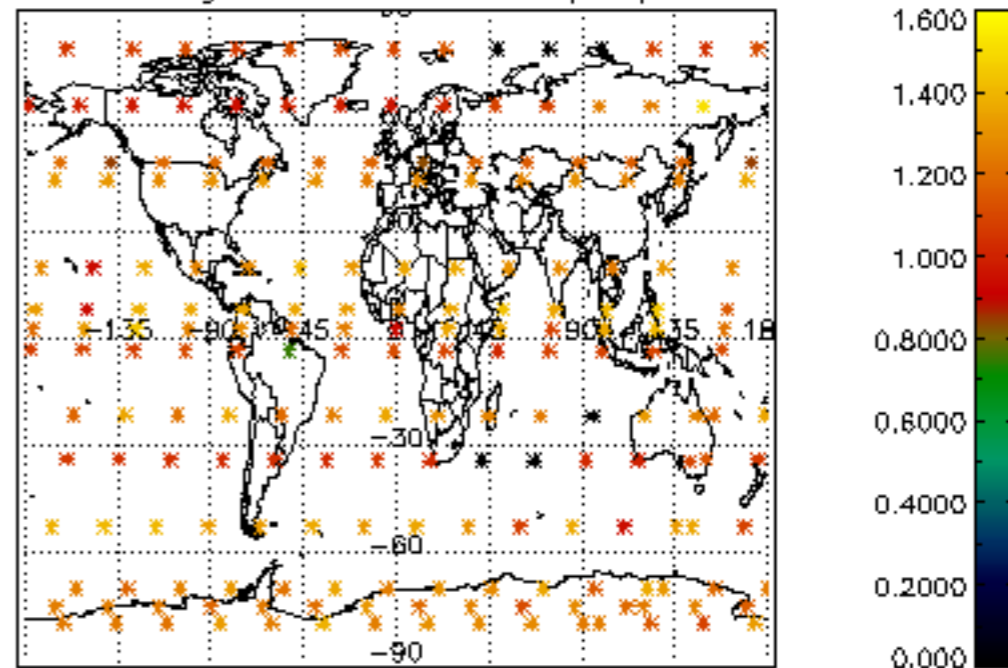
Percentage of saturation errors per profile



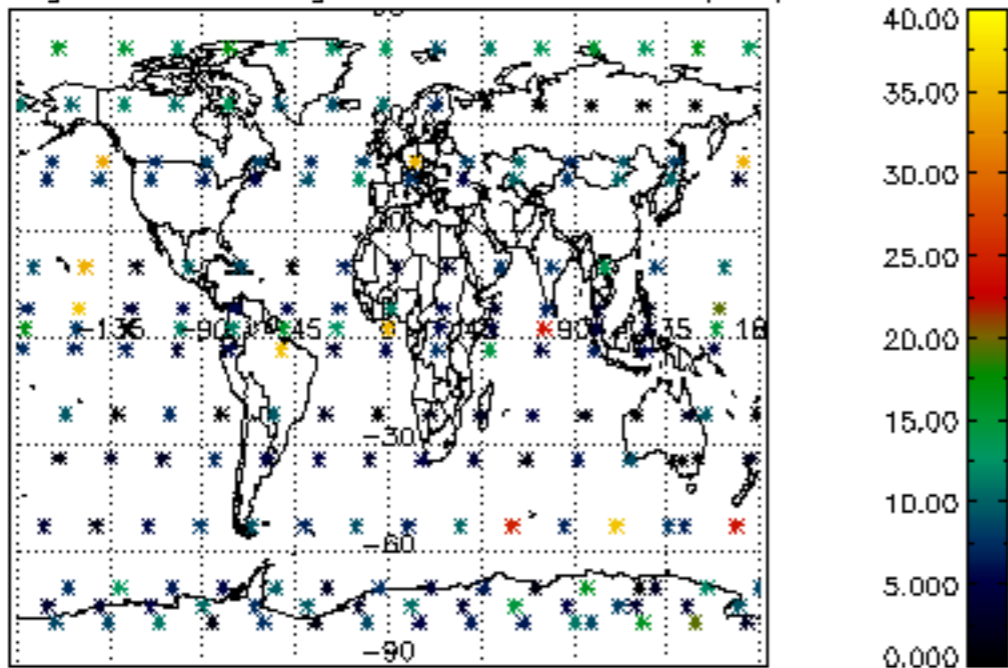
Percentage of cosmic ray hits per profile



Percentage of datation errors per profile



Percentage of star falling outside central band per profile



Percentage of saturation errors per profile

