

GOMOS Level 2 Daily Report

SUMMARY

[1. General Info](#)

[2. Summary of processed GOM_NL_2P products](#)

[3. Level 2 Quality information per product](#)

[3.1 Plot of level 2 quality information per product \(time dependant\)](#)

[3.2 Plot of level 2 quality information per product \(world map\)](#)

[4. Level 1 Quality information per product \(stored on level 2 products\)](#)

[4.1 Plot of level 1 quality information per product \(time dependant\)](#)

[4.1.1 Plot of level 1 quality information per product \(time dependant\): ASCENDING](#)

[4.1.2 Plot of level 1 quality information per product \(time dependant\): DESCENDING](#)

[4.2 Plot of level 1 quality information per product \(world map\)](#)

[4.2.1 Plot of level 1 quality information per product \(world map\): ASCENDING](#)

[4.2.2 Plot of level 1 quality information per product \(world map\): DESCENDING](#)

[5. Ozone profiles based on quality statistics and other trace gas profiles](#)

[5.1 Ozone statistics based on quality of products](#)

[5.2 Plot ozone profiles for all STD \(dark without errors\)](#)

[5.3 Plot ozone profiles where STD < 20% \(dark without errors\)](#)

[5.4. Plot ozone profiles where STD < 10% \(dark without errors\)](#)

[5.5. Plot ozone profiles where STD < 5% \(dark without errors\)](#)

[5.6 Plot NO2 profiles for all STD \(dark without errors\)](#)

[5.7 Plot NO3 profiles for all STD \(dark without errors\)](#)

[5.8 Plot H2O profiles \(only for occultations of stars 1,2,3,4,13,14,16,26,63 dark without errors\) for all STD](#)

[6. Auxiliary Data Files used for the production reported in section 2](#)

This report presents the daily analysis on parameters extracted from GOMOS level 2 data (GOM_NL__2P). It is intended to monitor some important parameters that will impact the quality of these products. A list of level 2 products (and content) that have arrived during the reporting day to the PCF is also given.

Item	Value
Time of report generation	29APR2013 08:44:12
Data source version	GOMOS/6.01
Start time of products	21-03-2010 (21MAR2010 00:00:00)
Stop time of products	22-03-2010 (22MAR2010 00:00:00)
Store outputs in DB	Yes
Nb of level 2 prods	345
Nb of prods with errors	0

2. Summary of processed GOM_NL__2P products.

Nr	Filename	UTC Start time	Limb	Duration	Star Id	Star Name	Star Mag	Star Temp	Nb Meas	Orbit	Prod. error
1	GOM_NL__2PRFIN20100321_000255_000000502087_00474_42111_0287.N1	21-MAR-2010 00:02:55	Bright	50.000	119	14Eta Dra	2.7270	4700.0	100	42111	No
2	GOM_NL__2PRFIN20100321_001249_000000382087_00474_42111_0288.N1	21-MAR-2010 00:12:49	Bright	38.000	19	50Alp Cyg	1.2460	10500.	76	42111	No
3	GOM_NL__2PRFIN20100321_001424_000000382087_00474_42111_0289.N1	21-MAR-2010 00:14:24	Bright	38.000	66	37Gam Cyg	2.2080	5900.0	76	42111	No
4	GOM_NL__2PRFIN20100321_001612_000000372087_00474_42111_0290.N1	21-MAR-2010 00:16:12	Bright	36.500	92	53Eps Cyg	2.5000	4500.0	73	42111	No
5	GOM_NL__2PRFIN20100321_002454_000000512087_00474_42111_0291.N1	21-MAR-2010 00:24:54	Twilight	50.500	11	53Alp Aql	0.76500	8000.0	101	42111	No
6	GOM_NL__2PRFIN20100321_003532_000000472087_00474_42111_0292.N1	21-MAR-2010 00:35:32	Dark	47.000	155	41Pi Sgr	2.9000	6600.0	94	42111	No
7	GOM_NL__2PRFIN20100321_003738_000000472087_00474_42111_0293.N1	21-MAR-2010 00:37:38	Dark	47.000	57	34Sig Sgr	2.0660	26000.	94	42111	No
8	GOM_NL__2PRFIN20100321_003916_000000552087_00474_42111_0294.N1	21-MAR-2010 00:39:16	Dark	54.500	137	22Lam Sgr	2.8240	4400.0	109	42111	No
9	GOM_NL__2PRFIN20100321_004111_000000592087_00474_42111_0295.N1	21-MAR-2010 00:41:11	Dark	58.500	38	20Eps Sgr	1.8360	11000.	117	42111	No
10	GOM_NL__2PRFIN20100321_004650_000000412087_00475_42112_0280.N1	21-MAR-2010 00:46:50	Dark	41.000	141	Bet Ara	2.8400	4600.0	82	42112	No
11	GOM_NL__2PRFIN20100321_005023_000000402087_00475_42112_0281.N1	21-MAR-2010 00:50:23	Dark	40.000	134	Bet TrA	2.8100	6600.0	80	42112	No
12	GOM_NL__2PRFIN20100321_005307_000000562087_00475_42112_0282.N1	21-MAR-2010 00:53:07	Dark	56.000	4	Alp1Cen	-0.010000	5800.0	112	42112	No
13	GOM_NL__2PRFIN20100321_005520_000000482087_00475_42112_0283.N1	21-MAR-2010 00:55:20	Dark	48.000	78	Alp Lup	2.3040	28000.	96	42112	No
14	GOM_NL__2PRFIN20100321_005652_000000502087_00475_42112_0284.N1	21-MAR-2010 00:56:52	Straylight	49.500	81	Eta Cen	2.3560	28000.	99	42112	No
15	GOM_NL__2PRFIN20100321_005953_000000612087_00475_42112_0285.N1	21-MAR-2010 00:59:53	Straylight	60.500	54	5The Cen	2.0550	4500.0	121	42112	No
16	GOM_NL__2PRFIN20100321_010129_000000492087_00475_42112_0286.N1	21-MAR-2010 01:01:29	Straylight	48.500	123	lot Cen	2.7500	10200.	97	42112	No
17	GOM_NL__2PRFIN20100321_010657_000000522087_00475_42112_0287.N1	21-MAR-2010 01:06:57	Straylight	52.000	106	9Bet Crv	2.6480	5600.0	104	42112	No
18	GOM_NL__2PRFIN20100321_010908_000000462087_00475_42112_0288.N1	21-MAR-2010 01:09:08	Twilight	46.000	100	4Gam Crv	2.5800	13100.	92	42112	No
19	GOM_NL__2PRFIN20100321_011946_000000432087_00475_42112_0289.N1	21-MAR-2010 01:19:46	Bright	43.000	62	94Bet Leo	2.1360	9700.0	86	42112	No
20	GOM_NL__2PRFIN20100321_012804_000000382087_00475_42112_0290.N1	21-MAR-2010 01:28:04	Bright	38.000	174	52Psi UMa	3.0040	4400.0	76	42112	No
21	GOM_NL__2PRFIN20100321_013119_000000372087_00475_42112_0291.N1	21-MAR-2010 01:31:19	Bright	37.000	82	48Bet UMa	2.3650	10600.	74	42112	No
22	GOM_NL__2PRFIN20100321_013249_000000392087_00475_42112_0292.N1	21-MAR-2010 01:32:49	Bright	38.500	36	50Alp UMa	1.8000	6300.0	77	42112	No
23	GOM_NL__2PRFIN20100321_013458_000000472087_00475_42112_0293.N1	21-MAR-2010 01:34:58	Bright	46.500	55	79Zet UMa	2.0600	10200.	93	42112	No
24	GOM_NL__2PRFIN20100321_013944_000000372087_00475_42112_0294.N1	21-MAR-2010 01:39:44	Bright	37.000	60	7Bet UMi	2.0810	3950.0	74	42112	No
25	GOM_NL__2PRFIN20100321_014331_000000512087_00475_42112_0295.N1	21-MAR-2010 01:43:31	Bright	50.500	119	14Eta Dra	2.7270	4700.0	101	42112	No
26	GOM_NL__2PRFIN20100321_015325_000000552087_00475_42112_0296.N1	21-MAR-2010 01:53:25	Bright	55.000	19	50Alp Cyg	1.2460	10500.	110	42112	No
27	GOM_NL__2PRFIN20100321_015500_000000412087_00475_42112_0297.N1	21-MAR-2010 01:55:00	Bright	40.500	66	37Gam Cyg	2.2080	5900.0	81	42112	No
28	GOM_NL__2PRFIN20100321_015647_000000392087_00475_42112_0298.N1	21-MAR-2010 01:56:47	Bright	38.500	92	53Eps Cyg	2.5000	4500.0	77	42112	No
29	GOM_NL__2PRFIN20100321_020531_000000582087_00475_42112_0299.N1	21-MAR-2010 02:05:31	Twilight	58.000	11	53Alp Aql	0.76500	8000.0	116	42112	No
30	GOM_NL__2PRFIN20100321_021609_000000472087_00475_42112_0300.N1	21-MAR-2010 02:16:09	Dark	47.000	155	41Pi Sgr	2.9000	6600.0	94	42112	No
31	GOM_NL__2PRFIN20100321_021815_000000542087_00475_42112_0301.N1	21-MAR-2010 02:18:15	Dark	53.500	57	34Sig Sgr	2.0660	26000.	107	42112	No
32	GOM_NL__2PRFIN20100321_021953_000000552087_00475_42112_0302.N1	21-MAR-2010 02:19:53	Dark	54.500	137	22Lam Sgr	2.8240	4400.0	109	42112	No
33	GOM_NL__2PRFIN20100321_022148_000000542087_00475_42112_0303.N1	21-MAR-2010 02:21:48	Dark	54.000	38	20Eps Sgr	1.8360	11000.	108	42112	No
34	GOM_NL__2PRFIN20100321_022727_000000442087_00476_42113_0288.N1	21-MAR-2010 02:27:27	Dark	44.000	141	Bet Ara	2.8400	4600.0	88	42113	No
35	GOM_NL__2PRFIN20100321_023100_000000402087_00476_42113_0289.N1	21-MAR-2010 02:31:00	Dark	39.500	134	Bet TrA	2.8100	6600.0	79	42113	No
36	GOM_NL__2PRFIN20100321_023343_000000442087_00476_42113_0290.N1	21-MAR-2010 02:33:43	Dark	44.000	4	Alp1Cen	-0.010000	5800.0	88	42113	No
37	GOM_NL__2PRFIN20100321_023557_000000472087_00476_42113_0291.N1	21-MAR-2010 02:35:57	Dark	47.000	78	Alp Lup	2.3040	28000.	94	42113	No
38	GOM_NL__2PRFIN20100321_023728_000000522087_00476_42113_0292.N1	21-MAR-2010 02:37:28	Straylight	52.000	81	Eta Cen	2.3560	28000.	104	42113	No
39	GOM_NL__2PRFIN20100321_024030_000000592087_00476_42113_0293.N1	21-MAR-2010 02:40:30	Straylight	58.500	54	5The Cen	2.0550	4500.0	117	42113	No
40	GOM_NL__2PRFIN20100321_024206_000000492087_00476_42113_0294.N1	21-MAR-2010 02:42:06	Straylight	48.500	123	lot Cen	2.7500	10200.	97	42113	No
41	GOM_NL__2PRFIN20100321_024733_000000522087_00476_42113_0295.N1	21-MAR-2010 02:47:33	Straylight	52.000	106	9Bet Crv	2.6480	5600.0	104	42113	No
42	GOM_NL__2PRFIN20100321_024945_000000482087_00476_42113_0296.N1	21-MAR-2010 02:49:45	Twilight	48.000	100	4Gam Crv	2.5800	13100.	96	42113	No

43	GOM_NL__2PRFIN20100321_030021_000000462087_00476_42113_0297.N1	21-MAR-2010 03:00:21	Bright	46.000	62	94Bet Leo	2.1360	9700.0	92	42113	No
44	GOM_NL__2PRFIN20100321_030839_000000372087_00476_42113_0298.N1	21-MAR-2010 03:08:39	Bright	36.500	174	52Psi UMa	3.0040	4400.0	73	42113	No
45	GOM_NL__2PRFIN20100321_031154_000000372087_00476_42113_0299.N1	21-MAR-2010 03:11:54	Bright	37.000	82	48Bet UMa	2.3650	10600.	74	42113	No
46	GOM_NL__2PRFIN20100321_031325_000000402087_00476_42113_0300.N1	21-MAR-2010 03:13:25	Bright	40.000	36	50Alp UMa	1.8000	6300.0	80	42113	No
47	GOM_NL__2PRFIN20100321_031533_000000462087_00476_42113_0301.N1	21-MAR-2010 03:15:33	Bright	46.000	55	79Zet UMa	2.0600	10200.	92	42113	No
48	GOM_NL__2PRFIN20100321_032020_000000402087_00476_42113_0302.N1	21-MAR-2010 03:20:20	Bright	39.500	60	7Bet UMi	2.0810	3950.0	79	42113	No
49	GOM_NL__2PRFIN20100321_032406_000000502087_00476_42113_0303.N1	21-MAR-2010 03:24:06	Bright	49.500	119	14Eta Dra	2.7270	4700.0	99	42113	No
50	GOM_NL__2PRFIN20100321_033401_000000382087_00476_42113_0304.N1	21-MAR-2010 03:34:01	Bright	38.000	19	50Alp Cyg	1.2460	10500.	76	42113	No
51	GOM_NL__2PRFIN20100321_033536_000000422087_00476_42113_0305.N1	21-MAR-2010 03:35:36	Bright	41.500	66	37Gam Cyg	2.2080	5900.0	83	42113	No
52	GOM_NL__2PRFIN20100321_033724_000000402087_00476_42113_0306.N1	21-MAR-2010 03:37:24	Bright	39.500	92	53Eps Cyg	2.5000	4500.0	79	42113	No
53	GOM_NL__2PRFIN20100321_034607_000000562087_00476_42113_0307.N1	21-MAR-2010 03:46:07	Twilight	56.000	11	53Alp Aql	0.76500	8000.0	112	42113	No
54	GOM_NL__2PRFIN20100321_035646_000000482087_00476_42113_0308.N1	21-MAR-2010 03:56:46	Dark	48.000	155	41Pi Sgr	2.9000	6600.0	96	42113	No
55	GOM_NL__2PRFIN20100321_035852_000000482087_00476_42113_0309.N1	21-MAR-2010 03:58:52	Dark	48.000	57	34Sig Sgr	2.0660	26000.	96	42113	No
56	GOM_NL__2PRFIN20100321_040031_000000522087_00476_42113_0310.N1	21-MAR-2010 04:00:31	Dark	52.000	137	22Lam Sgr	2.8240	4400.0	104	42113	No
57	GOM_NL__2PRFIN20100321_040225_000000492087_00476_42113_0311.N1	21-MAR-2010 04:02:25	Dark	48.500	38	20Eps Sgr	1.8360	11000.	97	42113	No
58	GOM_NL__2PRFIN20100321_040804_000000442087_00477_42114_0296.N1	21-MAR-2010 04:08:04	Dark	43.500	141	Bet Ara	2.8400	4600.0	87	42114	No
59	GOM_NL__2PRFIN20100321_041136_000000382087_00477_42114_0297.N1	21-MAR-2010 04:11:36	Dark	38.000	134	Bet TrA	2.8100	6600.0	76	42114	No
60	GOM_NL__2PRFIN20100321_041420_000000442087_00477_42114_0298.N1	21-MAR-2010 04:14:20	Dark	44.000	4	Alp1Cen	-0.010000	5800.0	88	42114	No
61	GOM_NL__2PRFIN20100321_041634_000000472087_00477_42114_0299.N1	21-MAR-2010 04:16:34	Dark	46.500	78	Alp Lup	2.3040	28000.	93	42114	No
62	GOM_NL__2PRFIN20100321_041805_000000492087_00477_42114_0300.N1	21-MAR-2010 04:18:05	Straylight	48.500	81	Eta Cen	2.3560	28000.	97	42114	No
63	GOM_NL__2PRFIN20100321_042106_000000592087_00477_42114_0301.N1	21-MAR-2010 04:21:06	Straylight	58.500	54	5The Cen	2.0550	4500.0	117	42114	No
64	GOM_NL__2PRFIN20100321_042242_000000482087_00477_42114_0302.N1	21-MAR-2010 04:22:42	Straylight	48.000	123	lot Cen	2.7500	10200.	96	42114	No
65	GOM_NL__2PRFIN20100321_042809_000000532087_00477_42114_0303.N1	21-MAR-2010 04:28:09	Straylight	53.000	106	9Bet Crv	2.6480	5600.0	106	42114	No
66	GOM_NL__2PRFIN20100321_043021_000000472087_00477_42114_0304.N1	21-MAR-2010 04:30:21	Twilight	46.500	100	4Gam Crv	2.5800	13100.	93	42114	No
67	GOM_NL__2PRFIN20100321_044057_000000452087_00477_42114_0305.N1	21-MAR-2010 04:40:57	Bright	44.500	62	94Bet Leo	2.1360	9700.0	89	42114	No
68	GOM_NL__2PRFIN20100321_044915_000000382087_00477_42114_0306.N1	21-MAR-2010 04:49:15	Bright	38.000	174	52Psi UMa	3.0040	4400.0	76	42114	No
69	GOM_NL__2PRFIN20100321_045230_000000382087_00477_42114_0307.N1	21-MAR-2010 04:52:30	Bright	38.000	82	48Bet UMa	2.3650	10600.	76	42114	No
70	GOM_NL__2PRFIN20100321_045401_000000402087_00477_42114_0308.N1	21-MAR-2010 04:54:01	Bright	39.500	36	50Alp UMa	1.8000	6300.0	79	42114	No
71	GOM_NL__2PRFIN20100321_045608_000000472087_00477_42114_0309.N1	21-MAR-2010 04:56:08	Bright	46.500	55	79Zet UMa	2.0600	10200.	93	42114	No
72	GOM_NL__2PRFIN20100321_050056_000000382087_00477_42114_0310.N1	21-MAR-2010 05:00:56	Bright	38.000	60	7Bet UMi	2.0810	3950.0	76	42114	No
73	GOM_NL__2PRFIN20100321_050442_000000502087_00477_42114_0311.N1	21-MAR-2010 05:04:42	Bright	50.000	119	14Eta Dra	2.7270	4700.0	100	42114	No
74	GOM_NL__2PRFIN20100321_051437_000000402087_00477_42114_0312.N1	21-MAR-2010 05:14:37	Bright	39.500	19	50Alp Cyg	1.2460	10500.	79	42114	No
75	GOM_NL__2PRFIN20100321_051613_000000382087_00477_42114_0313.N1	21-MAR-2010 05:16:13	Bright	37.500	66	37Gam Cyg	2.2080	5900.0	75	42114	No
76	GOM_NL__2PRFIN20100321_051800_000000362087_00477_42114_0314.N1	21-MAR-2010 05:18:00	Bright	36.000	92	53Eps Cyg	2.5000	4500.0	72	42114	No
77	GOM_NL__2PRFIN20100321_052644_000000552087_00477_42114_0315.N1	21-MAR-2010 05:26:44	Twilight	54.500	11	53Alp Aql	0.76500	8000.0	109	42114	No
78	GOM_NL__2PRFIN20100321_053722_000000522087_00477_42114_0316.N1	21-MAR-2010 05:37:22	Dark	52.000	155	41Pi Sgr	2.9000	6600.0	104	42114	No
79	GOM_NL__2PRFIN20100321_053929_000000482087_00477_42114_0317.N1	21-MAR-2010 05:39:29	Dark	47.500	57	34Sig Sgr	2.0660	26000.	95	42114	No
80	GOM_NL__2PRFIN20100321_054108_000000612087_00477_42114_0318.N1	21-MAR-2010 05:41:08	Dark	61.000	137	22Lam Sgr	2.8240	4400.0	122	42114	No
81	GOM_NL__2PRFIN20100321_054302_000000502087_00477_42114_0319.N1	21-MAR-2010 05:43:02	Dark	49.500	38	20Eps Sgr	1.8360	11000.	99	42114	No
82	GOM_NL__2PRFIN20100321_054840_000000422087_00478_42115_0304.N1	21-MAR-2010 05:48:40	Dark	42.000	141	Bet Ara	2.8400	4600.0	84	42115	No
83	GOM_NL__2PRFIN20100321_055213_000000402087_00478_42115_0305.N1	21-MAR-2010 05:52:13	Dark	40.000	134	Bet TrA	2.8100	6600.0	80	42115	No
84	GOM_NL__2PRFIN20100321_055457_000000452087_00478_42115_0306.N1	21-MAR-2010 05:54:57	Dark	45.000	4	Alp1Cen	-0.010000	5800.0	90	42115	No
85	GOM_NL__2PRFIN20100321_055711_000000452087_00478_42115_0307.N1	21-MAR-2010 05:57:11	Dark	44.500	78	Alp Lup	2.3040	28000.	89	42115	No
86	GOM_NL__2PRFIN20100321_055842_000000482087_00478_42115_0308.N1	21-MAR-2010 05:58:42	Straylight	48.000	81	Eta Cen	2.3560	28000.	96	42115	No
87	GOM_NL__2PRFIN20100321_060143_000000572087_00478_42115_0309.N1	21-MAR-2010 06:01:43	Straylight	56.500	54	5The Cen	2.0550	4500.0	113	42115	No
88	GOM_NL__2PRFIN20100321_060319_000000472087_00478_42115_0310.N1	21-MAR-2010 06:03:19	Straylight	47.000	123	lot Cen	2.7500	10200.	94	42115	No
89	GOM_NL__2PRFIN20100321_060846_000000492087_00478_42115_0311.N1	21-MAR-2010 06:08:46	Straylight	49.000	106	9Bet Crv	2.6480	5600.0	98	42115	No
90	GOM_NL__2PRFIN20100321_061057_000000472087_00478_42115_0312.N1	21-MAR-2010 06:10:57	Twilight	46.500	100	4Gam Crv	2.5800	13100.	93	42115	No
91	GOM_NL__2PRFIN20100321_062133_000000452087_00478_42115_0313.N1	21-MAR-2010 06:21:33	Bright	45.000	62	94Bet Leo	2.1360	9700.0	90	42115	No
92	GOM_NL__2PRFIN20100321_062951_000000402087_00478_42115_0314.N1	21-MAR-2010 06:29:51	Bright	40.000	174	52Psi UMa	3.0040	4400.0	80	42115	No
93	GOM_NL__2PRFIN20100321_063306_000000362087_00478_42115_0315.N1	21-MAR-2010 06:33:06	Bright	36.000	82	48Bet UMa	2.3650	10600.	72	42115	No
94	GOM_NL__2PRFIN20100321_063437_000000362087_00478_42115_0316.N1	21-MAR-2010 06:34:37	Bright	36.000	36	50Alp UMa	1.8000	6300.0	72	42115	No
95	GOM_NL__2PRFIN20100321_063644_000000462087_00478_42115_0317.N1	21-MAR-2010 06:36:44	Bright	46.000	55	79Zet UMa	2.0600	10200.	92	42115	No
96	GOM_NL__2PRFIN20100321_064131_000000402087_00478_42115_0318.N1	21-MAR-2010 06:41:31	Bright	40.000	60	7Bet UMi	2.0810	3950.0	80	42115	No
97	GOM_NL__2PRFIN20100321_064517_000000452087_00478_42115_0319.N1	21-MAR-2010 06:45:17	Bright	44.500	119	14Eta Dra	2.7270	4700.0	89	42115	No
98	GOM_NL__2PRFIN20100321_065513_000000362087_00478_42115_0320.N1	21-MAR-2010 06:55:13	Bright	35.500	19	50Alp Cyg	1.2460	10500.	71	42115	No
99	GOM_NL__2PRFIN20100321_065649_000000392087_00478_42115_0321.N1	21-MAR-2010 06:56:49	Bright	38.500	66	37Gam Cyg	2.2080	5900.0	77	42115	No
100	GOM_NL__2PRFIN20100321_065836_000000372087_00478_42115_0322.N1	21-MAR-2010 06:58:36	Bright	36.500	92	53Eps Cyg	2.5000	4500.0	73	42115	No
101	GOM_NL__2PRFIN20100321_070720_000000542087_00478_42115_0323.N1	21-MAR-2010 07:07:20	Twilight	53.500	11	53Alp Aql	0.76500	8000.0	107	42115	No

102	GOM_NL__2PRFIN20100321_071759_000000492087_00478_42115_0324.N1	21-MAR-2010 07:17:59	Dark	48.500	155	41Pi Sgr	2.9000	6600.0	97	42115	No
103	GOM_NL__2PRFIN20100321_072006_000000522087_00478_42115_0325.N1	21-MAR-2010 07:20:06	Dark	52.000	57	34Sig Sgr	2.0660	26000.	104	42115	No
104	GOM_NL__2PRFIN20100321_072145_000000622087_00478_42115_0326.N1	21-MAR-2010 07:21:45	Dark	62.000	137	22Lam Sgr	2.8240	4400.0	124	42115	No
105	GOM_NL__2PRFIN20100321_072339_000000512087_00478_42115_0327.N1	21-MAR-2010 07:23:39	Dark	50.500	38	20Eps Sgr	1.8360	11000.	101	42115	No
106	GOM_NL__2PRFIN20100321_072917_000000412087_00479_42116_0312.N1	21-MAR-2010 07:29:17	Dark	40.500	141	Bet Ara	2.8400	4600.0	81	42116	No
107	GOM_NL__2PRFIN20100321_073249_000000402087_00479_42116_0313.N1	21-MAR-2010 07:32:49	Dark	40.000	134	Bet TrA	2.8100	6600.0	80	42116	No
108	GOM_NL__2PRFIN20100321_073533_000000432087_00479_42116_0314.N1	21-MAR-2010 07:35:33	Dark	43.000	4	Alp1Cen	-0.010000	5800.0	86	42116	No
109	GOM_NL__2PRFIN20100321_073747_000000472087_00479_42116_0315.N1	21-MAR-2010 07:37:47	Dark	46.500	78	Alp Lup	2.3040	28000.	93	42116	No
110	GOM_NL__2PRFIN20100321_073919_000000502087_00479_42116_0316.N1	21-MAR-2010 07:39:19	Straylight	49.500	81	Eta Cen	2.3560	28000.	99	42116	No
111	GOM_NL__2PRFIN20100321_074220_000000572087_00479_42116_0317.N1	21-MAR-2010 07:42:20	Straylight	57.000	54	5The Cen	2.0550	4500.0	114	42116	No
112	GOM_NL__2PRFIN20100321_074355_000000492087_00479_42116_0318.N1	21-MAR-2010 07:43:55	Straylight	48.500	123	lot Cen	2.7500	10200.	97	42116	No
113	GOM_NL__2PRFIN20100321_074922_000000502087_00479_42116_0319.N1	21-MAR-2010 07:49:22	Straylight	49.500	106	9Bet Crv	2.6480	5600.0	99	42116	No
114	GOM_NL__2PRFIN20100321_075133_000000452087_00479_42116_0320.N1	21-MAR-2010 07:51:33	Tw_i_and_stray	45.000	100	4Gam Crv	2.5800	13100.	90	42116	No
115	GOM_NL__2PRFIN20100321_080208_000000442087_00479_42116_0321.N1	21-MAR-2010 08:02:08	Bright	43.500	62	94Bet Leo	2.1360	9700.0	87	42116	No
116	GOM_NL__2PRFIN20100321_081027_000000392087_00479_42116_0322.N1	21-MAR-2010 08:10:27	Bright	39.000	174	52Psi UMa	3.0040	4400.0	78	42116	No
117	GOM_NL__2PRFIN20100321_081342_000000352087_00479_42116_0323.N1	21-MAR-2010 08:13:42	Bright	34.500	82	48Bet UMa	2.3650	10600.	69	42116	No
118	GOM_NL__2PRFIN20100321_081513_000000382087_00479_42116_0324.N1	21-MAR-2010 08:15:13	Bright	37.500	36	50Alp UMa	1.8000	6300.0	75	42116	No
119	GOM_NL__2PRFIN20100321_081719_000000442087_00479_42116_0325.N1	21-MAR-2010 08:17:19	Bright	43.500	55	79Zet UMa	2.0600	10200.	87	42116	No
120	GOM_NL__2PRFIN20100321_082207_000000382087_00479_42116_0326.N1	21-MAR-2010 08:22:07	Bright	38.000	60	7Bet UMi	2.0810	3950.0	76	42116	No
121	GOM_NL__2PRFIN20100321_082552_000000492087_00479_42116_0327.N1	21-MAR-2010 08:25:52	Bright	49.000	119	14Eta Dra	2.7270	4700.0	98	42116	No
122	GOM_NL__2PRFIN20100321_083549_000000372087_00479_42116_0328.N1	21-MAR-2010 08:35:49	Bright	37.000	19	50Alp Cyg	1.2460	10500.	74	42116	No
123	GOM_NL__2PRFIN20100321_083725_000000402087_00479_42116_0329.N1	21-MAR-2010 08:37:25	Bright	39.500	66	37Gam Cyg	2.2080	5900.0	79	42116	No
124	GOM_NL__2PRFIN20100321_083912_000000422087_00479_42116_0330.N1	21-MAR-2010 08:39:12	Bright	41.500	92	53Eps Cyg	2.5000	4500.0	83	42116	No
125	GOM_NL__2PRFIN20100321_084757_000000542087_00479_42116_0331.N1	21-MAR-2010 08:47:57	Tw_i_and_stray	54.000	11	53Alp Aql	0.76500	8000.0	108	42116	No
126	GOM_NL__2PRFIN20100321_085836_000000482087_00479_42116_0332.N1	21-MAR-2010 08:58:36	Dark	47.500	155	41Pi Sgr	2.9000	6600.0	95	42116	No
127	GOM_NL__2PRFIN20100321_090043_000000472087_00479_42116_0333.N1	21-MAR-2010 09:00:43	Dark	47.000	57	34Sig Sgr	2.0660	26000.	94	42116	No
128	GOM_NL__2PRFIN20100321_090222_000000582087_00479_42116_0334.N1	21-MAR-2010 09:02:22	Dark	57.500	137	22Lam Sgr	2.8240	4400.0	115	42116	No
129	GOM_NL__2PRFIN20100321_090416_000000592087_00479_42116_0335.N1	21-MAR-2010 09:04:16	Dark	58.500	38	20Eps Sgr	1.8360	11000.	117	42116	No
130	GOM_NL__2PRFIN20100321_090954_000000412087_00480_42117_0320.N1	21-MAR-2010 09:09:54	Dark	40.500	141	Bet Ara	2.8400	4600.0	81	42117	No
131	GOM_NL__2PRFIN20100321_091326_000000402087_00480_42117_0321.N1	21-MAR-2010 09:13:26	Dark	40.000	134	Bet TrA	2.8100	6600.0	80	42117	No
132	GOM_NL__2PRFIN20100321_091609_000000472087_00480_42117_0322.N1	21-MAR-2010 09:16:09	Dark	46.500	4	Alp1Cen	-0.010000	5800.0	93	42117	No
133	GOM_NL__2PRFIN20100321_091824_000000462087_00480_42117_0323.N1	21-MAR-2010 09:18:24	Dark	45.500	78	Alp Lup	2.3040	28000.	91	42117	No
134	GOM_NL__2PRFIN20100321_091955_000000522087_00480_42117_0324.N1	21-MAR-2010 09:19:55	Straylight	51.500	81	Eta Cen	2.3560	28000.	103	42117	No
135	GOM_NL__2PRFIN20100321_092257_000000572087_00480_42117_0325.N1	21-MAR-2010 09:22:57	Straylight	56.500	54	5The Cen	2.0550	4500.0	113	42117	No
136	GOM_NL__2PRFIN20100321_092431_000000482087_00480_42117_0326.N1	21-MAR-2010 09:24:31	Straylight	48.000	123	lot Cen	2.7500	10200.	96	42117	No
137	GOM_NL__2PRFIN20100321_092958_000000522087_00480_42117_0327.N1	21-MAR-2010 09:29:58	Straylight	51.500	106	9Bet Crv	2.6480	5600.0	103	42117	No
138	GOM_NL__2PRFIN20100321_093209_000000472087_00480_42117_0328.N1	21-MAR-2010 09:32:09	Tw_i_and_stray	47.000	100	4Gam Crv	2.5800	13100.	94	42117	No
139	GOM_NL__2PRFIN20100321_094244_000000452087_00480_42117_0329.N1	21-MAR-2010 09:42:44	Bright	45.000	62	94Bet Leo	2.1360	9700.0	90	42117	No
140	GOM_NL__2PRFIN20100321_095102_000000372087_00480_42117_0330.N1	21-MAR-2010 09:51:02	Bright	37.000	174	52Psi UMa	3.0040	4400.0	74	42117	No
141	GOM_NL__2PRFIN20100321_095418_000000552087_00480_42117_0331.N1	21-MAR-2010 09:54:18	Bright	55.000	82	48Bet UMa	2.3650	10600.	110	42117	No
142	GOM_NL__2PRFIN20100321_095548_000000542087_00480_42117_0332.N1	21-MAR-2010 09:55:48	Bright	54.000	36	50Alp UMa	1.8000	6300.0	108	42117	No
143	GOM_NL__2PRFIN20100321_095754_000000472087_00480_42117_0333.N1	21-MAR-2010 09:57:54	Bright	46.500	55	79Zet UMa	2.0600	10200.	93	42117	No
144	GOM_NL__2PRFIN20100321_100243_000000372087_00480_42117_0334.N1	21-MAR-2010 10:02:43	Bright	37.000	60	7Bet UMi	2.0810	3950.0	74	42117	No
145	GOM_NL__2PRFIN20100321_100627_000000502087_00480_42117_0335.N1	21-MAR-2010 10:06:27	Bright	49.500	119	14Eta Dra	2.7270	4700.0	99	42117	No
146	GOM_NL__2PRFIN20100321_101625_000000402087_00480_42117_0336.N1	21-MAR-2010 10:16:25	Bright	40.000	19	50Alp Cyg	1.2460	10500.	80	42117	No
147	GOM_NL__2PRFIN20100321_101801_000000412087_00480_42117_0337.N1	21-MAR-2010 10:18:01	Bright	41.000	66	37Gam Cyg	2.2080	5900.0	82	42117	No
148	GOM_NL__2PRFIN20100321_101948_000000382087_00480_42117_0338.N1	21-MAR-2010 10:19:48	Bright	37.500	92	53Eps Cyg	2.5000	4500.0	75	42117	No
149	GOM_NL__2PRFIN20100321_102833_000000552087_00480_42117_0339.N1	21-MAR-2010 10:28:33	Tw_i_and_stray	54.500	11	53Alp Aql	0.76500	8000.0	109	42117	No
150	GOM_NL__2PRFIN20100321_103913_000000492087_00480_42117_0340.N1	21-MAR-2010 10:39:13	Dark	48.500	155	41Pi Sgr	2.9000	6600.0	97	42117	No
151	GOM_NL__2PRFIN20100321_104120_000000532087_00480_42117_0341.N1	21-MAR-2010 10:41:20	Dark	53.000	57	34Sig Sgr	2.0660	26000.	106	42117	No
152	GOM_NL__2PRFIN20100321_104300_000000532087_00480_42117_0342.N1	21-MAR-2010 10:43:00	Dark	53.000	137	22Lam Sgr	2.8240	4400.0	106	42117	No
153	GOM_NL__2PRFIN20100321_104453_000000482087_00480_42117_0343.N1	21-MAR-2010 10:44:53	Dark	48.000	38	20Eps Sgr	1.8360	11000.	96	42117	No
154	GOM_NL__2PRFIN20100321_105030_000000442087_00481_42118_0351.N1	21-MAR-2010 10:50:30	Dark	43.500	141	Bet Ara	2.8400	4600.0	87	42118	No
155	GOM_NL__2PRFIN20100321_105402_000000402087_00481_42118_0352.N1	21-MAR-2010 10:54:02	Dark	40.000	134	Bet TrA	2.8100	6600.0	80	42118	No
156	GOM_NL__2PRFIN20100321_105646_000000552087_00481_42118_0353.N1	21-MAR-2010 10:56:46	Dark	54.500	4	Alp1Cen	-0.010000	5800.0	109	42118	No
157	GOM_NL__2PRFIN20100321_105900_000000482087_00481_42118_0354.N1	21-MAR-2010 10:59:00	Dark	47.500	78	Alp Lup	2.3040	28000.	95	42118	No
158	GOM_NL__2PRFIN20100321_110032_000000532087_00481_42118_0355.N1	21-MAR-2010 11:00:32	Straylight	52.500	81	Eta Cen	2.3560	28000.	105	42118	No
159	GOM_NL__2PRFIN20100321_110247_000000432087_00481_42118_0356.N1	21-MAR-2010 11:02:47	Straylight	42.500	64	Gam Cen	2.2000	10600.	85	42118	No
160	GOM_NL__2PRFIN20100321_110508_000000472087_00481_42118_0357.N1	21-MAR-2010 11:05:08	Straylight	46.500	123	lot Cen	2.7500	10200.	93	42118	No

161	GOM_NL__2PRFIN20100321_111034_000000522087_00481_42118_0358.N1	21-MAR-2010 11:10:34	Straylight	51.500	106	9Bet Crv	2.6480	5600.0	103	42118	No
162	GOM_NL__2PRFIN20100321_111245_000000462087_00481_42118_0359.N1	21-MAR-2010 11:12:45	Twilight_stray	45.500	100	4Gam Crv	2.5800	13100.	91	42118	No
163	GOM_NL__2PRFIN20100321_112319_000000442087_00481_42118_0360.N1	21-MAR-2010 11:23:19	Bright	43.500	62	94Bet Leo	2.1360	9700.0	87	42118	No
164	GOM_NL__2PRFIN20100321_113138_000000402087_00481_42118_0361.N1	21-MAR-2010 11:31:38	Bright	40.000	174	52Psi UMa	3.0040	4400.0	80	42118	No
165	GOM_NL__2PRFIN20100321_113453_000000392087_00481_42118_0362.N1	21-MAR-2010 11:34:53	Bright	38.500	82	48Bet UMa	2.3650	10600.	77	42118	No
166	GOM_NL__2PRFIN20100321_113624_000000402087_00481_42118_0363.N1	21-MAR-2010 11:36:24	Bright	39.500	36	50Alp UMa	1.8000	6300.0	79	42118	No
167	GOM_NL__2PRFIN20100321_113829_000000472087_00481_42118_0364.N1	21-MAR-2010 11:38:29	Bright	46.500	55	79Zet UMa	2.0600	10200.	93	42118	No
168	GOM_NL__2PRFIN20100321_114318_000000402087_00481_42118_0365.N1	21-MAR-2010 11:43:18	Bright	39.500	60	7Bet UMi	2.0810	3950.0	79	42118	No
169	GOM_NL__2PRFIN20100321_114702_000000482087_00481_42118_0366.N1	21-MAR-2010 11:47:02	Bright	47.500	119	14Eta Dra	2.7270	4700.0	95	42118	No
170	GOM_NL__2PRFIN20100321_115701_000000372087_00481_42118_0367.N1	21-MAR-2010 11:57:01	Bright	37.000	19	50Alp Cyg	1.2460	10500.	74	42118	No
171	GOM_NL__2PRFIN20100321_115836_000000412087_00481_42118_0368.N1	21-MAR-2010 11:58:36	Bright	41.000	66	37Gam Cyg	2.2080	5900.0	82	42118	No
172	GOM_NL__2PRFIN20100321_120024_000000372087_00481_42118_0369.N1	21-MAR-2010 12:00:24	Bright	37.000	92	53Eps Cyg	2.5000	4500.0	74	42118	No
173	GOM_NL__2PRFIN20100321_120910_000000552087_00481_42118_0370.N1	21-MAR-2010 12:09:10	Twilight_stray	54.500	11	53Alp Aql	0.76500	8000.0	109	42118	No
174	GOM_NL__2PRFIN20100321_121950_000000502087_00481_42118_0371.N1	21-MAR-2010 12:19:50	Dark	49.500	155	41Pi Sgr	2.9000	6600.0	99	42118	No
175	GOM_NL__2PRFIN20100321_122156_000000522087_00481_42118_0372.N1	21-MAR-2010 12:21:56	Dark	51.500	57	34Sig Sgr	2.0660	26000.	103	42118	No
176	GOM_NL__2PRFIN20100321_122337_000000542087_00481_42118_0373.N1	21-MAR-2010 12:23:37	Dark	53.500	137	22Lam Sgr	2.8240	4400.0	107	42118	No
177	GOM_NL__2PRFIN20100321_122530_000000482087_00481_42118_0374.N1	21-MAR-2010 12:25:30	Dark	47.500	38	20Eps Sgr	1.8360	11000.	95	42118	No
178	GOM_NL__2PRFIN20100321_123107_000000442087_00482_42119_0370.N1	21-MAR-2010 12:31:07	Dark	43.500	141	Bet Ara	2.8400	4600.0	87	42119	No
179	GOM_NL__2PRFIN20100321_123439_000000402087_00482_42119_0371.N1	21-MAR-2010 12:34:39	Dark	39.500	134	Bet TrA	2.8100	6600.0	79	42119	No
180	GOM_NL__2PRFIN20100321_123722_000000432087_00482_42119_0372.N1	21-MAR-2010 12:37:22	Dark	42.500	4	Alp1Cen	-0.010000	5800.0	85	42119	No
181	GOM_NL__2PRFIN20100321_123937_000000502087_00482_42119_0373.N1	21-MAR-2010 12:39:37	Dark	50.000	78	Alp Lup	2.3040	28000.	100	42119	No
182	GOM_NL__2PRFIN20100321_124109_000000482087_00482_42119_0374.N1	21-MAR-2010 12:41:09	Straylight	48.000	81	Eta Cen	2.3560	28000.	96	42119	No
183	GOM_NL__2PRFIN20100321_124323_000000432087_00482_42119_0375.N1	21-MAR-2010 12:43:23	Straylight	43.000	64	Gam Cen	2.2000	10600.	86	42119	No
184	GOM_NL__2PRFIN20100321_124544_000000492087_00482_42119_0376.N1	21-MAR-2010 12:45:44	Straylight	48.500	123	Iot Cen	2.7500	10200.	97	42119	No
185	GOM_NL__2PRFIN20100321_125111_000000522087_00482_42119_0377.N1	21-MAR-2010 12:51:11	Straylight	51.500	106	9Bet Crv	2.6480	5600.0	103	42119	No
186	GOM_NL__2PRFIN20100321_125321_000000462087_00482_42119_0378.N1	21-MAR-2010 12:53:21	Twilight_stray	45.500	100	4Gam Crv	2.5800	13100.	91	42119	No
187	GOM_NL__2PRFIN20100321_130355_000000452087_00482_42119_0379.N1	21-MAR-2010 13:03:55	Bright	44.500	62	94Bet Leo	2.1360	9700.0	89	42119	No
188	GOM_NL__2PRFIN20100321_131213_000000402087_00482_42119_0380.N1	21-MAR-2010 13:12:13	Bright	40.000	174	52Psi UMa	3.0040	4400.0	80	42119	No
189	GOM_NL__2PRFIN20100321_131529_000000382087_00482_42119_0381.N1	21-MAR-2010 13:15:29	Bright	38.000	82	48Bet UMa	2.3650	10600.	76	42119	No
190	GOM_NL__2PRFIN20100321_131700_000000542087_00482_42119_0382.N1	21-MAR-2010 13:17:00	Bright	53.500	36	50Alp UMa	1.8000	6300.0	107	42119	No
191	GOM_NL__2PRFIN20100321_131904_000000612087_00482_42119_0383.N1	21-MAR-2010 13:19:04	Bright	60.500	55	79Zet UMa	2.0600	10200.	121	42119	No
192	GOM_NL__2PRFIN20100321_132353_000000412087_00482_42119_0384.N1	21-MAR-2010 13:23:53	Bright	40.500	60	7Bet UMi	2.0810	3950.0	81	42119	No
193	GOM_NL__2PRFIN20100321_132738_000000502087_00482_42119_0385.N1	21-MAR-2010 13:27:38	Bright	49.500	119	14Eta Dra	2.7270	4700.0	99	42119	No
194	GOM_NL__2PRFIN20100321_133737_000000362087_00482_42119_0386.N1	21-MAR-2010 13:37:37	Bright	35.500	19	50Alp Cyg	1.2460	10500.	71	42119	No
195	GOM_NL__2PRFIN20100321_133912_000000412087_00482_42119_0387.N1	21-MAR-2010 13:39:12	Bright	40.500	66	37Gam Cyg	2.2080	5900.0	81	42119	No
196	GOM_NL__2PRFIN20100321_134100_000000372087_00482_42119_0388.N1	21-MAR-2010 13:41:00	Bright	36.500	92	53Eps Cyg	2.5000	4500.0	73	42119	No
197	GOM_NL__2PRFIN20100321_134946_000000552087_00482_42119_0389.N1	21-MAR-2010 13:49:46	Twilight_stray	55.000	11	53Alp Aql	0.76500	8000.0	110	42119	No
198	GOM_NL__2PRFIN20100321_140027_000000502087_00482_42119_0390.N1	21-MAR-2010 14:00:27	Dark	50.000	155	41Pi Sgr	2.9000	6600.0	100	42119	No
199	GOM_NL__2PRFIN20100321_140233_000000482087_00482_42119_0391.N1	21-MAR-2010 14:02:33	Dark	48.000	57	34Sig Sgr	2.0660	26000.	96	42119	No
200	GOM_NL__2PRFIN20100321_140414_000000602087_00482_42119_0392.N1	21-MAR-2010 14:04:14	Dark	60.000	137	22Lam Sgr	2.8240	4400.0	120	42119	No
201	GOM_NL__2PRFIN20100321_140607_000000512087_00482_42119_0393.N1	21-MAR-2010 14:06:07	Dark	51.000	38	20Eps Sgr	1.8360	11000.	102	42119	No
202	GOM_NL__2PRFIN20100321_141143_000000462087_00483_42120_0378.N1	21-MAR-2010 14:11:43	Dark	45.500	141	Bet Ara	2.8400	4600.0	91	42120	No
203	GOM_NL__2PRFIN20100321_141515_000000402087_00483_42120_0379.N1	21-MAR-2010 14:15:15	Dark	39.500	134	Bet TrA	2.8100	6600.0	79	42120	No
204	GOM_NL__2PRFIN20100321_141759_000000452087_00483_42120_0380.N1	21-MAR-2010 14:17:59	Dark	45.000	4	Alp1Cen	-0.010000	5800.0	90	42120	No
205	GOM_NL__2PRFIN20100321_142014_000000452087_00483_42120_0381.N1	21-MAR-2010 14:20:14	Dark	44.500	78	Alp Lup	2.3040	28000.	89	42120	No
206	GOM_NL__2PRFIN20100321_142146_000000472087_00483_42120_0382.N1	21-MAR-2010 14:21:46	Straylight	47.000	81	Eta Cen	2.3560	28000.	94	42120	No
207	GOM_NL__2PRFIN20100321_142400_000000432087_00483_42120_0383.N1	21-MAR-2010 14:24:00	Straylight	43.000	64	Gam Cen	2.2000	10600.	86	42120	No
208	GOM_NL__2PRFIN20100321_142621_000000462087_00483_42120_0384.N1	21-MAR-2010 14:26:21	Straylight	46.000	123	Iot Cen	2.7500	10200.	92	42120	No
209	GOM_NL__2PRFIN20100321_143147_000000502087_00483_42120_0385.N1	21-MAR-2010 14:31:47	Straylight	49.500	106	9Bet Crv	2.6480	5600.0	99	42120	No
210	GOM_NL__2PRFIN20100321_143357_000000462087_00483_42120_0386.N1	21-MAR-2010 14:33:57	Twilight_stray	45.500	100	4Gam Crv	2.5800	13100.	91	42120	No
211	GOM_NL__2PRFIN20100321_144431_000000592087_00483_42120_0387.N1	21-MAR-2010 14:44:31	Bright	59.000	62	94Bet Leo	2.1360	9700.0	118	42120	No
212	GOM_NL__2PRFIN20100321_145249_000000412087_00483_42120_0388.N1	21-MAR-2010 14:52:49	Bright	40.500	174	52Psi UMa	3.0040	4400.0	81	42120	No
213	GOM_NL__2PRFIN20100321_145605_000000382087_00483_42120_0389.N1	21-MAR-2010 14:56:05	Bright	38.000	82	48Bet UMa	2.3650	10600.	76	42120	No
214	GOM_NL__2PRFIN20100321_145736_000000392087_00483_42120_0390.N1	21-MAR-2010 14:57:36	Bright	39.000	36	50Alp UMa	1.8000	6300.0	78	42120	No
215	GOM_NL__2PRFIN20100321_145939_000000472087_00483_42120_0391.N1	21-MAR-2010 14:59:39	Bright	47.000	55	79Zet UMa	2.0600	10200.	94	42120	No
216	GOM_NL__2PRFIN20100321_150429_000000412087_00483_42120_0392.N1	21-MAR-2010 15:04:29	Bright	40.500	60	7Bet UMi	2.0810	3950.0	81	42120	No
217	GOM_NL__2PRFIN20100321_150813_000000492087_00483_42120_0393.N1	21-MAR-2010 15:08:13	Bright	49.000	119	14Eta Dra	2.7270	4700.0	98	42120	No
218	GOM_NL__2PRFIN20100321_151813_000000382087_00483_42120_0394.N1	21-MAR-2010 15:18:13	Bright	38.000	19	50Alp Cyg	1.2460	10500.	76	42120	No
219	GOM_NL__2PRFIN20100321_151949_000000382087_00483_42120_0395.N1	21-MAR-2010 15:19:49	Bright	37.500	66	37Gam Cyg	2.2080	5900.0	75	42120	No

220	GOM_NL__2PRFIN20100321_152136_000000392087_00483_42120_0396.N1	21-MAR-2010 15:21:36	Bright	38.500	92	53Eps Cyg	2.5000	4500.0	77	42120	No
221	GOM_NL__2PRFIN20100321_153022_000000562087_00483_42120_0397.N1	21-MAR-2010 15:30:22	Twilight	56.000	11	53Alp Aql	0.76500	8000.0	112	42120	No
222	GOM_NL__2PRFIN20100321_154103_000000502087_00483_42120_0398.N1	21-MAR-2010 15:41:03	Dark	49.500	155	41Pi Sgr	2.9000	6600.0	99	42120	No
223	GOM_NL__2PRFIN20100321_154311_000000472087_00483_42120_0399.N1	21-MAR-2010 15:43:11	Dark	47.000	57	34Sig Sgr	2.0660	26000.	94	42120	No
224	GOM_NL__2PRFIN20100321_154451_000000532087_00483_42120_0400.N1	21-MAR-2010 15:44:51	Dark	53.000	137	22Lam Sgr	2.8240	4400.0	106	42120	No
225	GOM_NL__2PRFIN20100321_154644_000000492087_00483_42120_0401.N1	21-MAR-2010 15:46:44	Dark	49.000	38	20Eps Sgr	1.8360	11000.	98	42120	No
226	GOM_NL__2PRFIN20100321_155220_000000422087_00484_42121_0386.N1	21-MAR-2010 15:52:20	Dark	42.000	141	Bet Ara	2.8400	4600.0	84	42121	No
227	GOM_NL__2PRFIN20100321_155552_000000422087_00484_42121_0387.N1	21-MAR-2010 15:55:52	Dark	41.500	134	Bet TrA	2.8100	6600.0	83	42121	No
228	GOM_NL__2PRFIN20100321_155835_000000452087_00484_42121_0388.N1	21-MAR-2010 15:58:35	Dark	44.500	4	Alp1Cen	-0.010000	5800.0	89	42121	No
229	GOM_NL__2PRFIN20100321_160051_000000462087_00484_42121_0389.N1	21-MAR-2010 16:00:51	Dark	45.500	78	Alp Lup	2.3040	28000.	91	42121	No
230	GOM_NL__2PRFIN20100321_160222_000000522087_00484_42121_0390.N1	21-MAR-2010 16:02:22	Straylight	52.000	81	Eta Cen	2.3560	28000.	104	42121	No
231	GOM_NL__2PRFIN20100321_160436_000000402087_00484_42121_0391.N1	21-MAR-2010 16:04:36	Straylight	40.000	64	Gam Cen	2.2000	10600.	80	42121	No
232	GOM_NL__2PRFIN20100321_160657_000000472087_00484_42121_0392.N1	21-MAR-2010 16:06:57	Straylight	46.500	123	lot Cen	2.7500	10200.	93	42121	No
233	GOM_NL__2PRFIN20100321_161223_000000522087_00484_42121_0393.N1	21-MAR-2010 16:12:23	Straylight	52.000	106	9Bet Crv	2.6480	5600.0	104	42121	No
234	GOM_NL__2PRFIN20100321_161433_000000462087_00484_42121_0394.N1	21-MAR-2010 16:14:33	Twilight	46.000	100	4Gam Crv	2.5800	13100.	92	42121	No
235	GOM_NL__2PRFIN20100321_162506_000000442087_00484_42121_0395.N1	21-MAR-2010 16:25:06	Bright	44.000	62	94Bet Leo	2.1360	9700.0	88	42121	No
236	GOM_NL__2PRFIN20100321_163325_000000402087_00484_42121_0396.N1	21-MAR-2010 16:33:25	Bright	39.500	174	52Psi UMa	3.0040	4400.0	79	42121	No
237	GOM_NL__2PRFIN20100321_163640_000000392087_00484_42121_0397.N1	21-MAR-2010 16:36:40	Bright	38.500	82	48Bet UMa	2.3650	10600.	77	42121	No
238	GOM_NL__2PRFIN20100321_163811_000000392087_00484_42121_0398.N1	21-MAR-2010 16:38:11	Bright	38.500	36	50Alp UMa	1.8000	6300.0	77	42121	No
239	GOM_NL__2PRFIN20100321_164014_000000482087_00484_42121_0399.N1	21-MAR-2010 16:40:14	Bright	47.500	55	79Zet UMa	2.0600	10200.	95	42121	No
240	GOM_NL__2PRFIN20100321_164505_000000412087_00484_42121_0400.N1	21-MAR-2010 16:45:05	Bright	41.000	60	7Bet UMi	2.0810	3950.0	82	42121	No
241	GOM_NL__2PRFIN20100321_164849_000000502087_00484_42121_0401.N1	21-MAR-2010 16:48:49	Bright	50.000	119	14Eta Dra	2.7270	4700.0	100	42121	No
242	GOM_NL__2PRFIN20100321_165849_000000382087_00484_42121_0402.N1	21-MAR-2010 16:58:49	Bright	37.500	19	50Alp Cyg	1.2460	10500.	75	42121	No
243	GOM_NL__2PRFIN20100321_170024_000000412087_00484_42121_0403.N1	21-MAR-2010 17:00:24	Bright	40.500	66	37Gam Cyg	2.2080	5900.0	81	42121	No
244	GOM_NL__2PRFIN20100321_170212_000000382087_00484_42121_0404.N1	21-MAR-2010 17:02:12	Bright	38.000	92	53Eps Cyg	2.5000	4500.0	76	42121	No
245	GOM_NL__2PRFIN20100321_171059_000000632087_00484_42121_0405.N1	21-MAR-2010 17:10:59	Twilight	63.000	11	53Alp Aql	0.76500	8000.0	126	42121	No
246	GOM_NL__2PRFIN20100321_172141_000000482087_00484_42121_0406.N1	21-MAR-2010 17:21:41	Dark	48.000	155	41Pi Sgr	2.9000	6600.0	96	42121	No
247	GOM_NL__2PRFIN20100321_172347_000000482087_00484_42121_0407.N1	21-MAR-2010 17:23:47	Dark	48.000	57	34Sig Sgr	2.0660	26000.	96	42121	No
248	GOM_NL__2PRFIN20100321_172528_000000572087_00484_42121_0408.N1	21-MAR-2010 17:25:28	Dark	56.500	137	22Lam Sgr	2.8240	4400.0	113	42121	No
249	GOM_NL__2PRFIN20100321_172721_000000482087_00484_42121_0409.N1	21-MAR-2010 17:27:21	Dark	48.000	38	20Eps Sgr	1.8360	11000.	96	42121	No
250	GOM_NL__2PRFIN20100321_173257_000000422087_00485_42122_0395.N1	21-MAR-2010 17:32:57	Dark	42.000	141	Bet Ara	2.8400	4600.0	84	42122	No
251	GOM_NL__2PRFIN20100321_173628_000000412087_00485_42122_0396.N1	21-MAR-2010 17:36:28	Dark	40.500	134	Bet TrA	2.8100	6600.0	81	42122	No
252	GOM_NL__2PRFIN20100321_173912_000000472087_00485_42122_0397.N1	21-MAR-2010 17:39:12	Dark	46.500	4	Alp1Cen	-0.010000	5800.0	93	42122	No
253	GOM_NL__2PRFIN20100321_174127_000000462087_00485_42122_0398.N1	21-MAR-2010 17:41:27	Dark	45.500	78	Alp Lup	2.3040	28000.	91	42122	No
254	GOM_NL__2PRFIN20100321_174259_000000542087_00485_42122_0399.N1	21-MAR-2010 17:42:59	Straylight	54.000	81	Eta Cen	2.3560	28000.	108	42122	No
255	GOM_NL__2PRFIN20100321_174513_000000442087_00485_42122_0400.N1	21-MAR-2010 17:45:13	Straylight	44.000	64	Gam Cen	2.2000	10600.	88	42122	No
256	GOM_NL__2PRFIN20100321_174734_000000482087_00485_42122_0401.N1	21-MAR-2010 17:47:34	Straylight	47.500	123	lot Cen	2.7500	10200.	95	42122	No
257	GOM_NL__2PRFIN20100321_175220_000000282087_00485_42122_0402.N1	21-MAR-2010 17:52:20	Straylight	28.000	169	46Gam Hya	2.9910	4700.0	56	42122	No
258	GOM_NL__2PRFIN20100321_175333_000000492087_00485_42122_0403.N1	21-MAR-2010 17:53:33	Straylight	48.500	171	2Eps Crv	3.0010	4250.0	97	42122	No
259	GOM_NL__2PRFIN20100321_175509_000000492087_00485_42122_0404.N1	21-MAR-2010 17:55:09	Twilight	49.000	100	4Gam Crv	2.5800	13100.	98	42122	No
260	GOM_NL__2PRFIN20100321_180542_000000432087_00485_42122_0405.N1	21-MAR-2010 18:05:42	Bright	43.000	62	94Bet Leo	2.1360	9700.0	86	42122	No
261	GOM_NL__2PRFIN20100321_181400_000000562087_00485_42122_0406.N1	21-MAR-2010 18:14:00	Bright	56.000	174	52Psi UMa	3.0040	4400.0	112	42122	No
262	GOM_NL__2PRFIN20100321_181716_000000382087_00485_42122_0407.N1	21-MAR-2010 18:17:16	Bright	37.500	82	48Bet UMa	2.3650	10600.	75	42122	No
263	GOM_NL__2PRFIN20100321_181847_000000372087_00485_42122_0408.N1	21-MAR-2010 18:18:47	Bright	36.500	36	50Alp UMa	1.8000	6300.0	73	42122	No
264	GOM_NL__2PRFIN20100321_182049_000000452087_00485_42122_0409.N1	21-MAR-2010 18:20:49	Bright	45.000	55	79Zet UMa	2.0600	10200.	90	42122	No
265	GOM_NL__2PRFIN20100321_182540_000000442087_00485_42122_0410.N1	21-MAR-2010 18:25:40	Bright	43.500	60	7Bet UMi	2.0810	3950.0	87	42122	No
266	GOM_NL__2PRFIN20100321_182924_000000482087_00485_42122_0411.N1	21-MAR-2010 18:29:24	Bright	48.000	119	14Eta Dra	2.7270	4700.0	96	42122	No
267	GOM_NL__2PRFIN20100321_183925_000000402087_00485_42122_0412.N1	21-MAR-2010 18:39:25	Bright	39.500	19	50Alp Cyg	1.2460	10500.	79	42122	No
268	GOM_NL__2PRFIN20100321_184100_000000382087_00485_42122_0413.N1	21-MAR-2010 18:41:00	Bright	37.500	66	37Gam Cyg	2.2080	5900.0	75	42122	No
269	GOM_NL__2PRFIN20100321_184248_000000392087_00485_42122_0414.N1	21-MAR-2010 18:42:48	Bright	38.500	92	53Eps Cyg	2.5000	4500.0	77	42122	No
270	GOM_NL__2PRFIN20100321_185136_000000542087_00485_42122_0415.N1	21-MAR-2010 18:51:36	Twilight	54.000	11	53Alp Aql	0.76500	8000.0	108	42122	No
271	GOM_NL__2PRFIN20100321_190218_000000472087_00485_42122_0416.N1	21-MAR-2010 19:02:18	Dark	47.000	155	41Pi Sgr	2.9000	6600.0	94	42122	No
272	GOM_NL__2PRFIN20100321_190424_000000502087_00485_42122_0417.N1	21-MAR-2010 19:04:24	Dark	49.500	57	34Sig Sgr	2.0660	26000.	99	42122	No
273	GOM_NL__2PRFIN20100321_190605_000000642087_00485_42122_0418.N1	21-MAR-2010 19:06:05	Dark	64.000	137	22Lam Sgr	2.8240	4400.0	128	42122	No
274	GOM_NL__2PRFIN20100321_190758_000000572087_00485_42122_0419.N1	21-MAR-2010 19:07:58	Dark	56.500	38	20Eps Sgr	1.8360	11000.	113	42122	No
275	GOM_NL__2PRFIN20100321_191333_000000472087_00486_42123_0421.N1	21-MAR-2010 19:13:33	Dark	47.000	141	Bet Ara	2.8400	4600.0	94	42123	No
276	GOM_NL__2PRFIN20100321_191705_000000392087_00486_42123_0422.N1	21-MAR-2010 19:17:05	Dark	39.000	134	Bet TrA	2.8100	6600.0	78	42123	No
277	GOM_NL__2PRFIN20100321_191948_000000412087_00486_42123_0423.N1	21-MAR-2010 19:19:48	Dark	41.000	4	Alp1Cen	-0.010000	5800.0	82	42123	No
278	GOM_NL__2PRFIN20100321_192204_000000462087_00486_42123_0424.N1	21-MAR-2010 19:22:04	Dark	46.000	78	Alp Lup	2.3040	28000.	92	42123	No

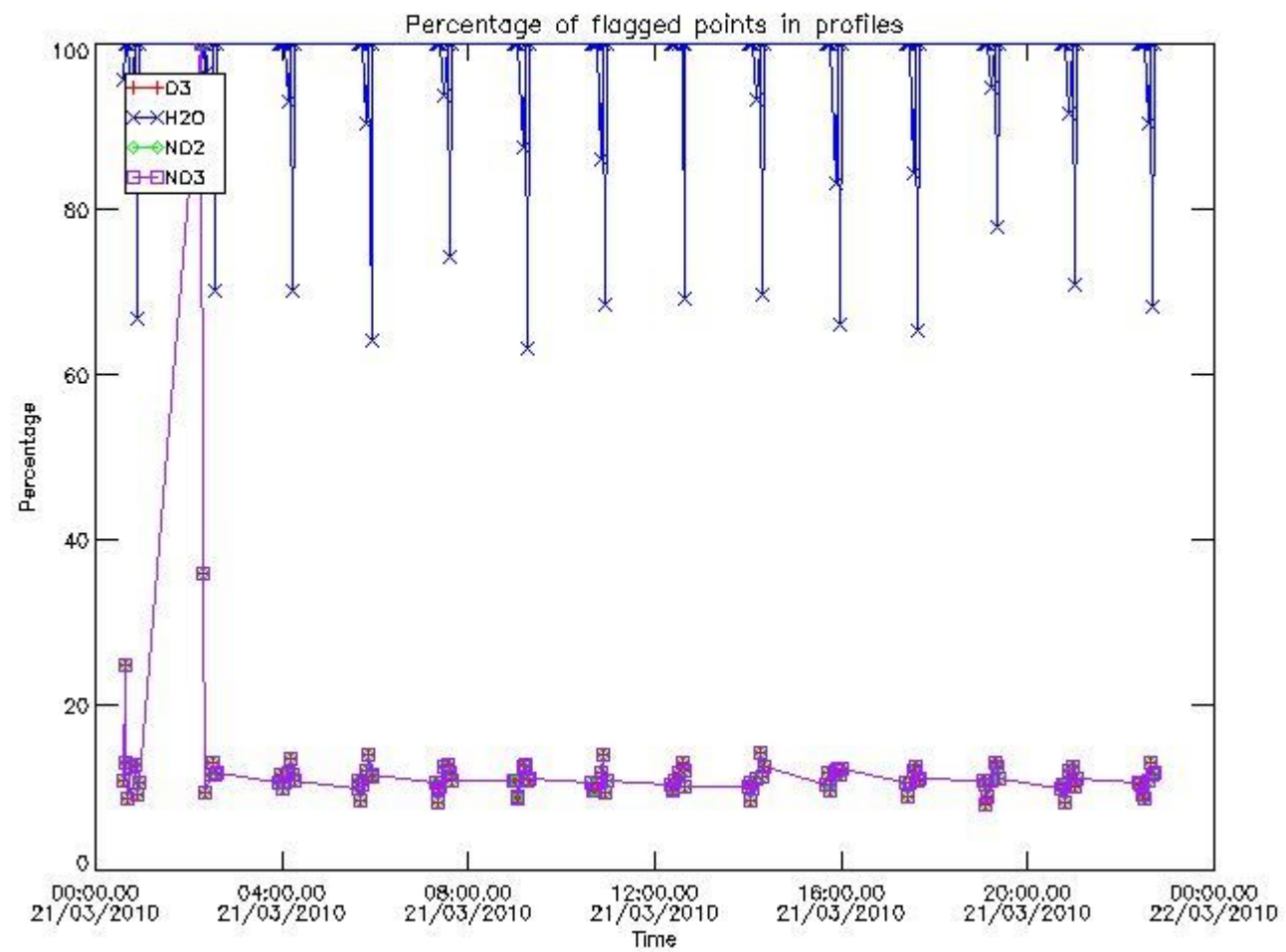
279	GOM_NL__2PRFIN20100321_192336_000000512087_00486_42123_0425.N1	21-MAR-2010 19:23:36	Straylight	51.000	81	Eta Cen	2.3560	28000.	102	42123	No
280	GOM_NL__2PRFIN20100321_192549_000000442087_00486_42123_0426.N1	21-MAR-2010 19:25:49	Straylight	44.000	64	Gam Cen	2.2000	10600.	88	42123	No
281	GOM_NL__2PRFIN20100321_192810_000000502087_00486_42123_0427.N1	21-MAR-2010 19:28:10	Straylight	49.500	123	lot Cen	2.7500	10200.	99	42123	No
282	GOM_NL__2PRFIN20100321_193256_000000282087_00486_42123_0428.N1	21-MAR-2010 19:32:56	Straylight	28.000	169	46Gam Hya	2.9910	4700.0	56	42123	No
283	GOM_NL__2PRFIN20100321_193409_000000472087_00486_42123_0429.N1	21-MAR-2010 19:34:09	Straylight	46.500	171	2Eps Crv	3.0010	4250.0	93	42123	No
284	GOM_NL__2PRFIN20100321_193545_000000482087_00486_42123_0430.N1	21-MAR-2010 19:35:45	Tw_i_and_stray	47.500	100	4Gam Crv	2.5800	13100.	95	42123	No
285	GOM_NL__2PRFIN20100321_194618_000000442087_00486_42123_0431.N1	21-MAR-2010 19:46:18	Bright	43.500	62	94Bet Leo	2.1360	9700.0	87	42123	No
286	GOM_NL__2PRFIN20100321_195436_000000402087_00486_42123_0432.N1	21-MAR-2010 19:54:36	Bright	40.000	174	52Psi UMa	3.0040	4400.0	80	42123	No
287	GOM_NL__2PRFIN20100321_195752_000000552087_00486_42123_0433.N1	21-MAR-2010 19:57:52	Bright	55.000	82	48Bet UMa	2.3650	10600.	110	42123	No
288	GOM_NL__2PRFIN20100321_195923_000000392087_00486_42123_0434.N1	21-MAR-2010 19:59:23	Bright	38.500	36	50Alp UMa	1.8000	6300.0	77	42123	No
289	GOM_NL__2PRFIN20100321_200125_000000452087_00486_42123_0435.N1	21-MAR-2010 20:01:25	Bright	44.500	55	79Zet UMa	2.0600	10200.	89	42123	No
290	GOM_NL__2PRFIN20100321_200616_000000442087_00486_42123_0436.N1	21-MAR-2010 20:06:16	Bright	43.500	60	7Bet UMi	2.0810	3950.0	87	42123	No
291	GOM_NL__2PRFIN20100321_200959_000000512087_00486_42123_0437.N1	21-MAR-2010 20:09:59	Bright	50.500	119	14Eta Dra	2.7270	4700.0	101	42123	No
292	GOM_NL__2PRFIN20100321_202001_000000372087_00486_42123_0438.N1	21-MAR-2010 20:20:01	Bright	36.500	19	50Alp Cyg	1.2460	10500.	73	42123	No
293	GOM_NL__2PRFIN20100321_202136_000000382087_00486_42123_0439.N1	21-MAR-2010 20:21:36	Bright	37.500	66	37Gam Cyg	2.2080	5900.0	75	42123	No
294	GOM_NL__2PRFIN20100321_202324_000000372087_00486_42123_0440.N1	21-MAR-2010 20:23:24	Bright	36.500	92	53Eps Cyg	2.5000	4500.0	73	42123	No
295	GOM_NL__2PRFIN20100321_203212_000000562087_00486_42123_0441.N1	21-MAR-2010 20:32:12	Tw_i_and_stray	55.500	11	53Alp Aql	0.76500	8000.0	111	42123	No
296	GOM_NL__2PRFIN20100321_204254_000000522087_00486_42123_0442.N1	21-MAR-2010 20:42:54	Dark	51.500	155	41Pi Sgr	2.9000	6600.0	103	42123	No
297	GOM_NL__2PRFIN20100321_204501_000000552087_00486_42123_0443.N1	21-MAR-2010 20:45:01	Dark	54.500	57	34Sig Sgr	2.0660	26000.	109	42123	No
298	GOM_NL__2PRFIN20100321_204643_000000632087_00486_42123_0444.N1	21-MAR-2010 20:46:43	Dark	63.000	137	22Lam Sgr	2.8240	4400.0	126	42123	No
299	GOM_NL__2PRFIN20100321_204835_000000492087_00486_42123_0445.N1	21-MAR-2010 20:48:35	Dark	49.000	38	20Eps Sgr	1.8360	11000.	98	42123	No
300	GOM_NL__2PRFIN20100321_205410_000000422087_00487_42124_0426.N1	21-MAR-2010 20:54:10	Dark	42.000	141	Bet Ara	2.8400	4600.0	84	42124	No
301	GOM_NL__2PRFIN20100321_205741_000000412087_00487_42124_0427.N1	21-MAR-2010 20:57:41	Dark	41.000	134	Bet TrA	2.8100	6600.0	82	42124	No
302	GOM_NL__2PRFIN20100321_210024_000000502087_00487_42124_0428.N1	21-MAR-2010 21:00:24	Dark	50.000	4	Alp1Cen	-0.010000	5800.0	100	42124	No
303	GOM_NL__2PRFIN20100321_210241_000000462087_00487_42124_0429.N1	21-MAR-2010 21:02:41	Dark	46.000	78	Alp Lup	2.3040	28000.	92	42124	No
304	GOM_NL__2PRFIN20100321_210413_000000542087_00487_42124_0430.N1	21-MAR-2010 21:04:13	Straylight	53.500	81	Eta Cen	2.3560	28000.	107	42124	No
305	GOM_NL__2PRFIN20100321_210625_000000442087_00487_42124_0431.N1	21-MAR-2010 21:06:25	Straylight	43.500	64	Gam Cen	2.2000	10600.	87	42124	No
306	GOM_NL__2PRFIN20100321_210846_000000492087_00487_42124_0432.N1	21-MAR-2010 21:08:46	Straylight	48.500	123	lot Cen	2.7500	10200.	97	42124	No
307	GOM_NL__2PRFIN20100321_211333_000000332087_00487_42124_0433.N1	21-MAR-2010 21:13:33	Straylight	33.000	169	46Gam Hya	2.9910	4700.0	66	42124	No
308	GOM_NL__2PRFIN20100321_211446_000000472087_00487_42124_0434.N1	21-MAR-2010 21:14:46	Straylight	46.500	171	2Eps Crv	3.0010	4250.0	93	42124	No
309	GOM_NL__2PRFIN20100321_211621_000000492087_00487_42124_0435.N1	21-MAR-2010 21:16:21	Tw_i_and_stray	49.000	100	4Gam Crv	2.5800	13100.	98	42124	No
310	GOM_NL__2PRFIN20100321_212653_000000442087_00487_42124_0436.N1	21-MAR-2010 21:26:53	Bright	43.500	62	94Bet Leo	2.1360	9700.0	87	42124	No
311	GOM_NL__2PRFIN20100321_213512_000000412087_00487_42124_0437.N1	21-MAR-2010 21:35:12	Bright	40.500	174	52Psi UMa	3.0040	4400.0	81	42124	No
312	GOM_NL__2PRFIN20100321_213828_000000372087_00487_42124_0438.N1	21-MAR-2010 21:38:28	Bright	37.000	82	48Bet UMa	2.3650	10600.	74	42124	No
313	GOM_NL__2PRFIN20100321_213959_000000412087_00487_42124_0439.N1	21-MAR-2010 21:39:59	Bright	40.500	36	50Alp UMa	1.8000	6300.0	81	42124	No
314	GOM_NL__2PRFIN20100321_214200_000000472087_00487_42124_0440.N1	21-MAR-2010 21:42:00	Bright	46.500	55	79Zet UMa	2.0600	10200.	93	42124	No
315	GOM_NL__2PRFIN20100321_214651_000000432087_00487_42124_0441.N1	21-MAR-2010 21:46:51	Bright	42.500	60	7Bet UMi	2.0810	3950.0	85	42124	No
316	GOM_NL__2PRFIN20100321_215034_000000472087_00487_42124_0442.N1	21-MAR-2010 21:50:34	Bright	47.000	119	14Eta Dra	2.7270	4700.0	94	42124	No
317	GOM_NL__2PRFIN20100321_220037_000000382087_00487_42124_0443.N1	21-MAR-2010 22:00:37	Bright	38.000	19	50Alp Cyg	1.2460	10500.	76	42124	No
318	GOM_NL__2PRFIN20100321_220212_000000402087_00487_42124_0444.N1	21-MAR-2010 22:02:12	Bright	40.000	66	37Gam Cyg	2.2080	5900.0	80	42124	No
319	GOM_NL__2PRFIN20100321_220400_000000392087_00487_42124_0445.N1	21-MAR-2010 22:04:00	Bright	38.500	92	53Eps Cyg	2.5000	4500.0	77	42124	No
320	GOM_NL__2PRFIN20100321_221248_000000572087_00487_42124_0446.N1	21-MAR-2010 22:12:48	Tw_i_and_stray	56.500	11	53Alp Aql	0.76500	8000.0	113	42124	No
321	GOM_NL__2PRFIN20100321_222331_000000492087_00487_42124_0447.N1	21-MAR-2010 22:23:31	Dark	48.500	155	41Pi Sgr	2.9000	6600.0	97	42124	No
322	GOM_NL__2PRFIN20100321_222538_000000542087_00487_42124_0448.N1	21-MAR-2010 22:25:38	Dark	53.500	57	34Sig Sgr	2.0660	26000.	107	42124	No
323	GOM_NL__2PRFIN20100321_222720_000000562087_00487_42124_0449.N1	21-MAR-2010 22:27:20	Dark	56.000	137	22Lam Sgr	2.8240	4400.0	112	42124	No
324	GOM_NL__2PRFIN20100321_222912_000000592087_00487_42124_0450.N1	21-MAR-2010 22:29:12	Dark	58.500	38	20Eps Sgr	1.8360	11000.	117	42124	No
325	GOM_NL__2PRFIN20100321_223446_000000472087_00488_42125_0431.N1	21-MAR-2010 22:34:46	Dark	47.000	141	Bet Ara	2.8400	4600.0	94	42125	No
326	GOM_NL__2PRFIN20100321_223818_000000402087_00488_42125_0432.N1	21-MAR-2010 22:38:18	Dark	39.500	134	Bet TrA	2.8100	6600.0	79	42125	No
327	GOM_NL__2PRFIN20100321_224101_000000452087_00488_42125_0433.N1	21-MAR-2010 22:41:01	Dark	44.500	4	Alp1Cen	-0.010000	5800.0	89	42125	No
328	GOM_NL__2PRFIN20100321_224317_000000472087_00488_42125_0434.N1	21-MAR-2010 22:43:17	Dark	47.000	78	Alp Lup	2.3040	28000.	94	42125	No
329	GOM_NL__2PRFIN20100321_224449_000000522087_00488_42125_0435.N1	21-MAR-2010 22:44:49	Straylight	51.500	81	Eta Cen	2.3560	28000.	103	42125	No
330	GOM_NL__2PRFIN20100321_224701_000000442087_00488_42125_0436.N1	21-MAR-2010 22:47:01	Straylight	44.000	64	Gam Cen	2.2000	10600.	88	42125	No
331	GOM_NL__2PRFIN20100321_224923_000000502087_00488_42125_0437.N1	21-MAR-2010 22:49:23	Straylight	49.500	123	lot Cen	2.7500	10200.	99	42125	No
332	GOM_NL__2PRFIN20100321_225409_000000332087_00488_42125_0438.N1	21-MAR-2010 22:54:09	Straylight	33.000	169	46Gam Hya	2.9910	4700.0	66	42125	No
333	GOM_NL__2PRFIN20100321_225522_000000502087_00488_42125_0439.N1	21-MAR-2010 22:55:22	Straylight	49.500	171	2Eps Crv	3.0010	4250.0	99	42125	No
334	GOM_NL__2PRFIN20100321_225657_000000472087_00488_42125_0440.N1	21-MAR-2010 22:56:57	Tw_i_and_stray	47.000	100	4Gam Crv	2.5800	13100.	94	42125	No
335	GOM_NL__2PRFIN20100321_230729_000000432087_00488_42125_0441.N1	21-MAR-2010 23:07:29	Bright	43.000	62	94Bet Leo	2.1360	9700.0	86	42125	No
336	GOM_NL__2PRFIN20100321_231547_000000402087_00488_42125_0442.N1	21-MAR-2010 23:15:47	Bright	39.500	174	52Psi UMa	3.0040	4400.0	79	42125	No
337	GOM_NL__2PRFIN20100321_231903_000000382087_00488_42125_0443.N1	21-MAR-2010 23:19:03	Bright	37.500	82	48Bet UMa	2.3650	10600.	75	42125	No

338	GOM_NL__2PRFIN20100321_232034_000000432087_00488_42125_0444.N1	21-MAR-2010 23:20:34	Bright	42.500	36	50Alp UMa	1.8000	6300.0	85	42125	No
339	GOM_NL__2PRFIN20100321_232235_000000472087_00488_42125_0445.N1	21-MAR-2010 23:22:35	Bright	46.500	55	79Zet UMa	2.0600	10200.	93	42125	No
340	GOM_NL__2PRFIN20100321_232727_000000422087_00488_42125_0446.N1	21-MAR-2010 23:27:27	Bright	42.000	60	7Bet UMi	2.0810	3950.0	84	42125	No
341	GOM_NL__2PRFIN20100321_233110_000000502087_00488_42125_0447.N1	21-MAR-2010 23:31:10	Bright	50.000	119	14Eta Dra	2.7270	4700.0	100	42125	No
342	GOM_NL__2PRFIN20100321_234113_000000382087_00488_42125_0448.N1	21-MAR-2010 23:41:13	Bright	38.000	19	50Alp Cyg	1.2460	10500.	76	42125	No
343	GOM_NL__2PRFIN20100321_234248_000000412087_00488_42125_0449.N1	21-MAR-2010 23:42:48	Bright	41.000	66	37Gam Cyg	2.2080	5900.0	82	42125	No
344	GOM_NL__2PRFIN20100321_234436_000000412087_00488_42125_0450.N1	21-MAR-2010 23:44:36	Bright	40.500	92	53Eps Cyg	2.5000	4500.0	81	42125	No
345	GOM_NL__2PRFIN20100321_235325_000000532087_00488_42125_0451.N1	21-MAR-2010 23:53:25	Tw_i_and_stray	52.500	11	53Alp Aql	0.76500	8000.0	105	42125	No

3. Quality information per product


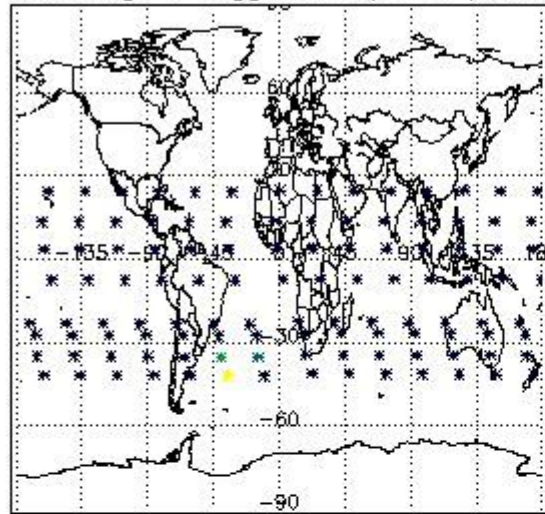
In this section it is plotted some information contained in the Quality Summary data set of the level 2 products. Only products in dark limb conditions and without errors (error flag in the MPH set to "0") are used.

3.1 Plot quality information per product (time dependant)

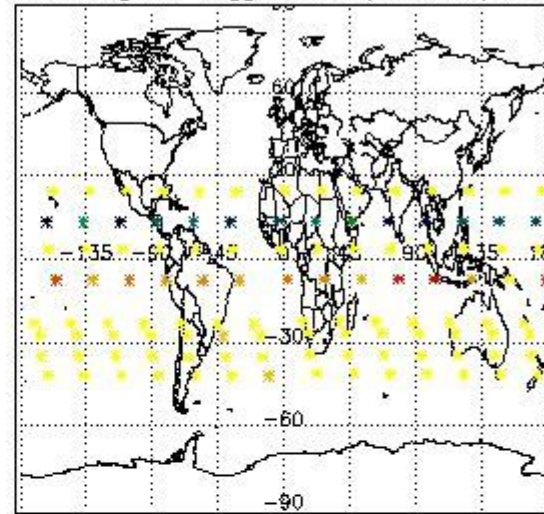


3.2 Plot quality information per product (world map)


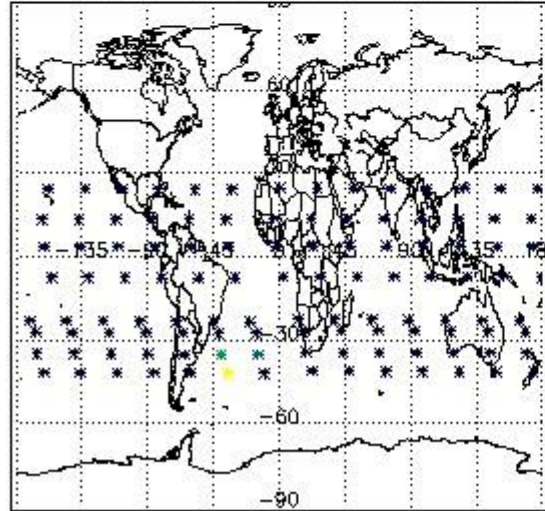
Percentage of flagged data per O3 profile



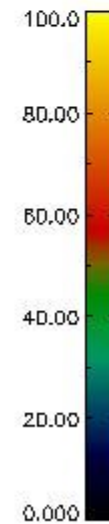
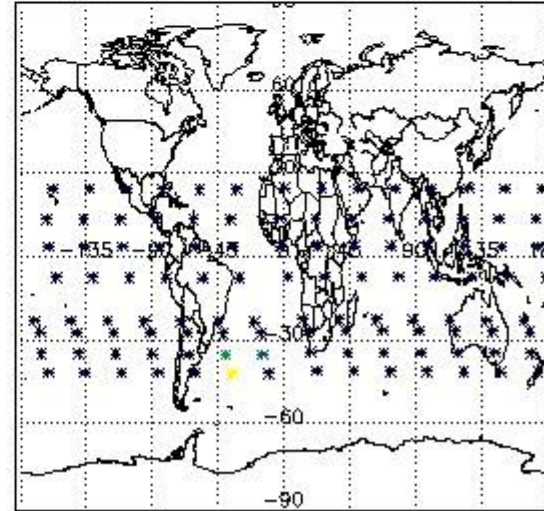
Percentage of flagged data per H2O profile



Percentage of flagged data per NO2 profile



Percentage of flagged data per NO3 profile

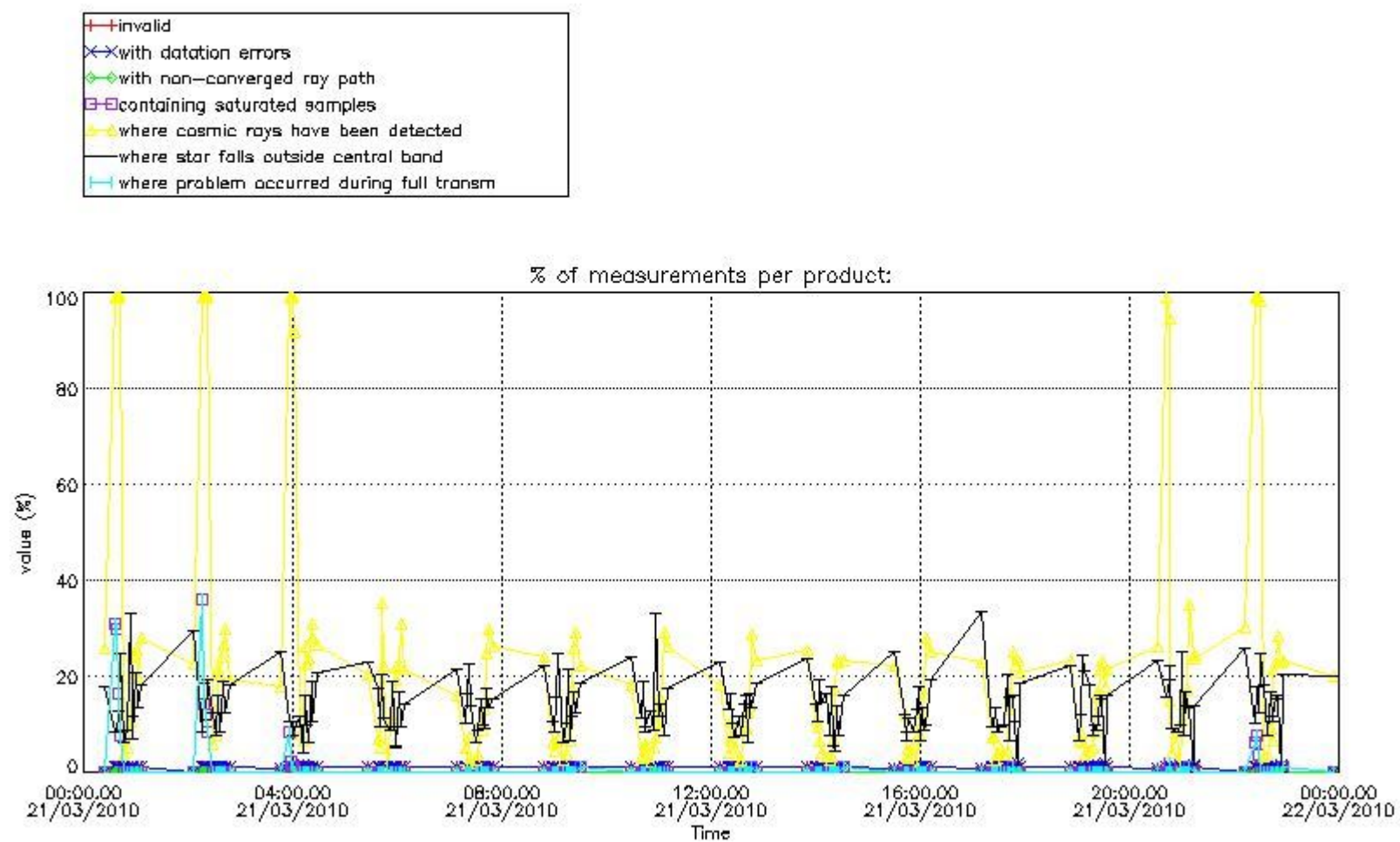


4. Level 1 quality information per product

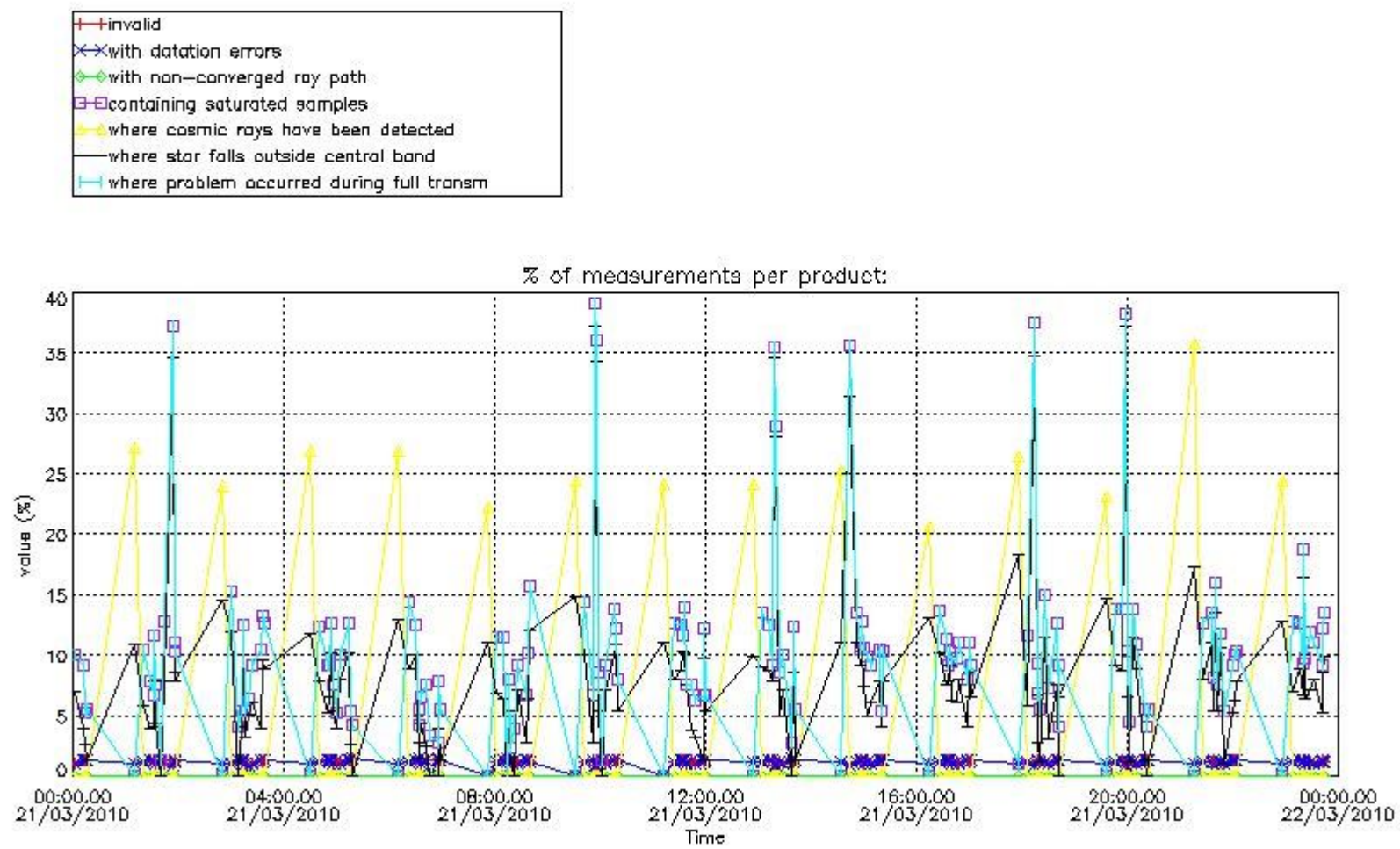
In this section it is plotted some information contained in the Quality Summary data set of the level 2 products that comes from the level 1b processing. Products without errors (error flag in the MPH set to "0") are used.

4.1 Plot quality information per product (time dependant) coming from level 1b processing

4.1.1 Plot level 1 quality information per product (time dependant): ENVISAT ASCENDING passes

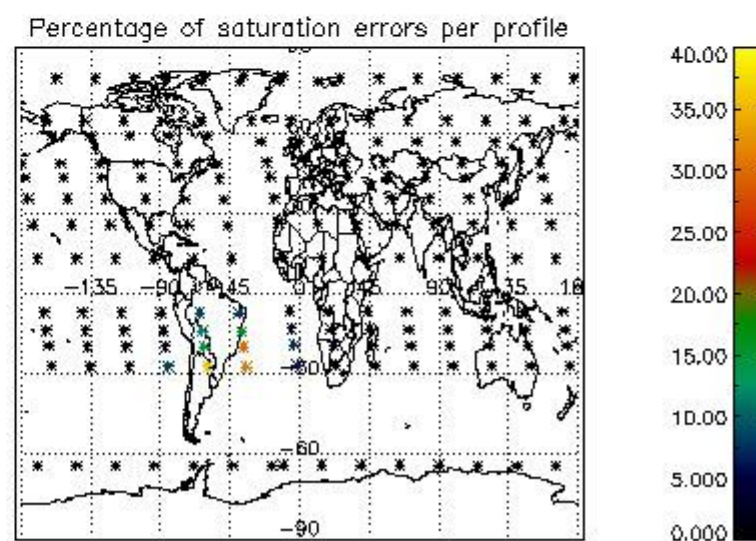
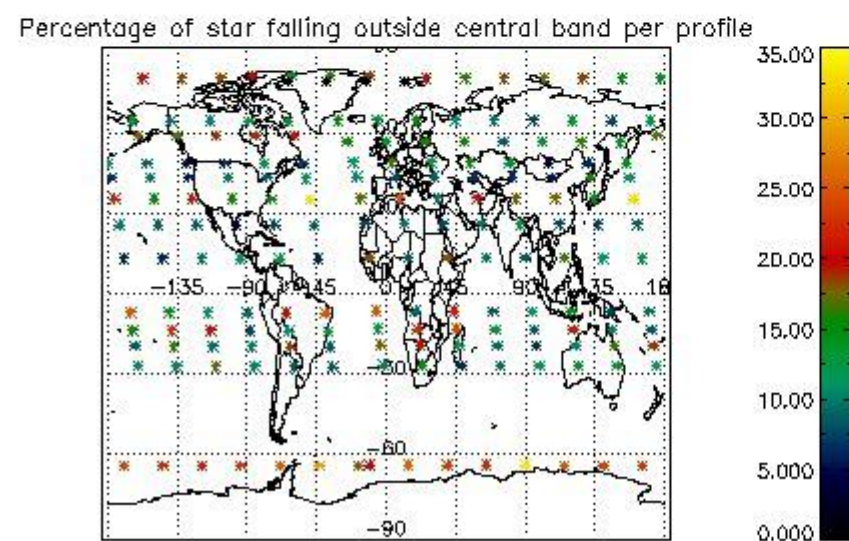
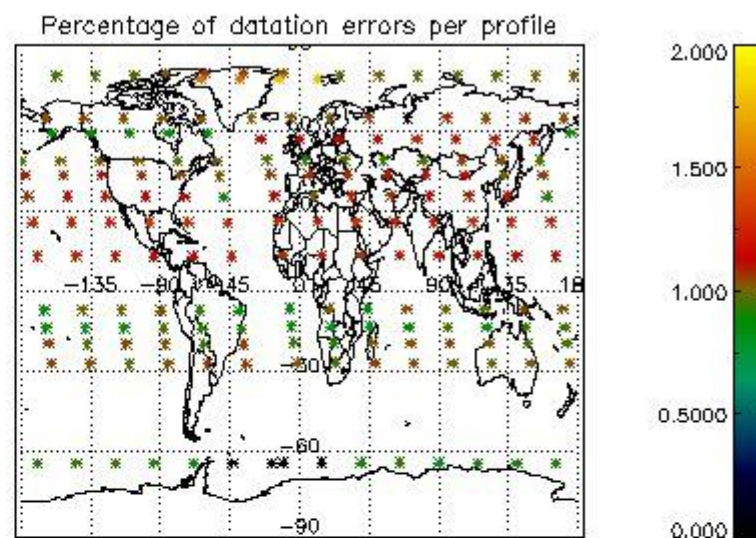
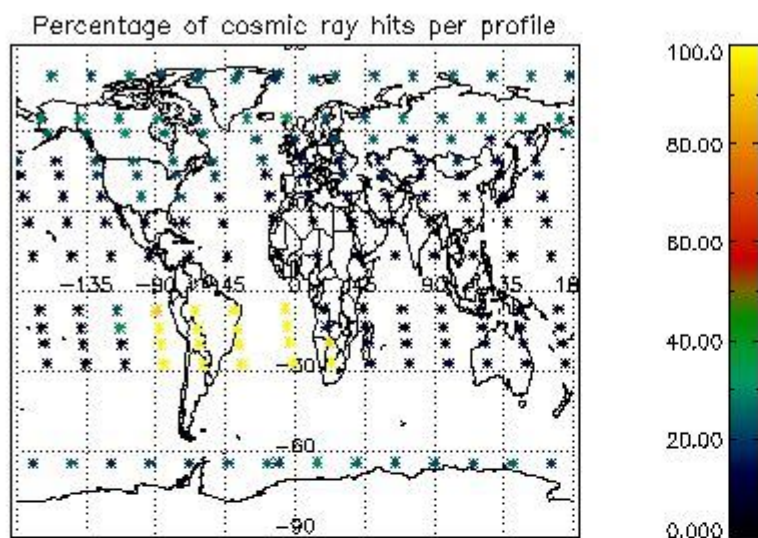


4.1.2 Plot level 1 quality information per product (time dependant): ENVI SAT DESCENDING passes

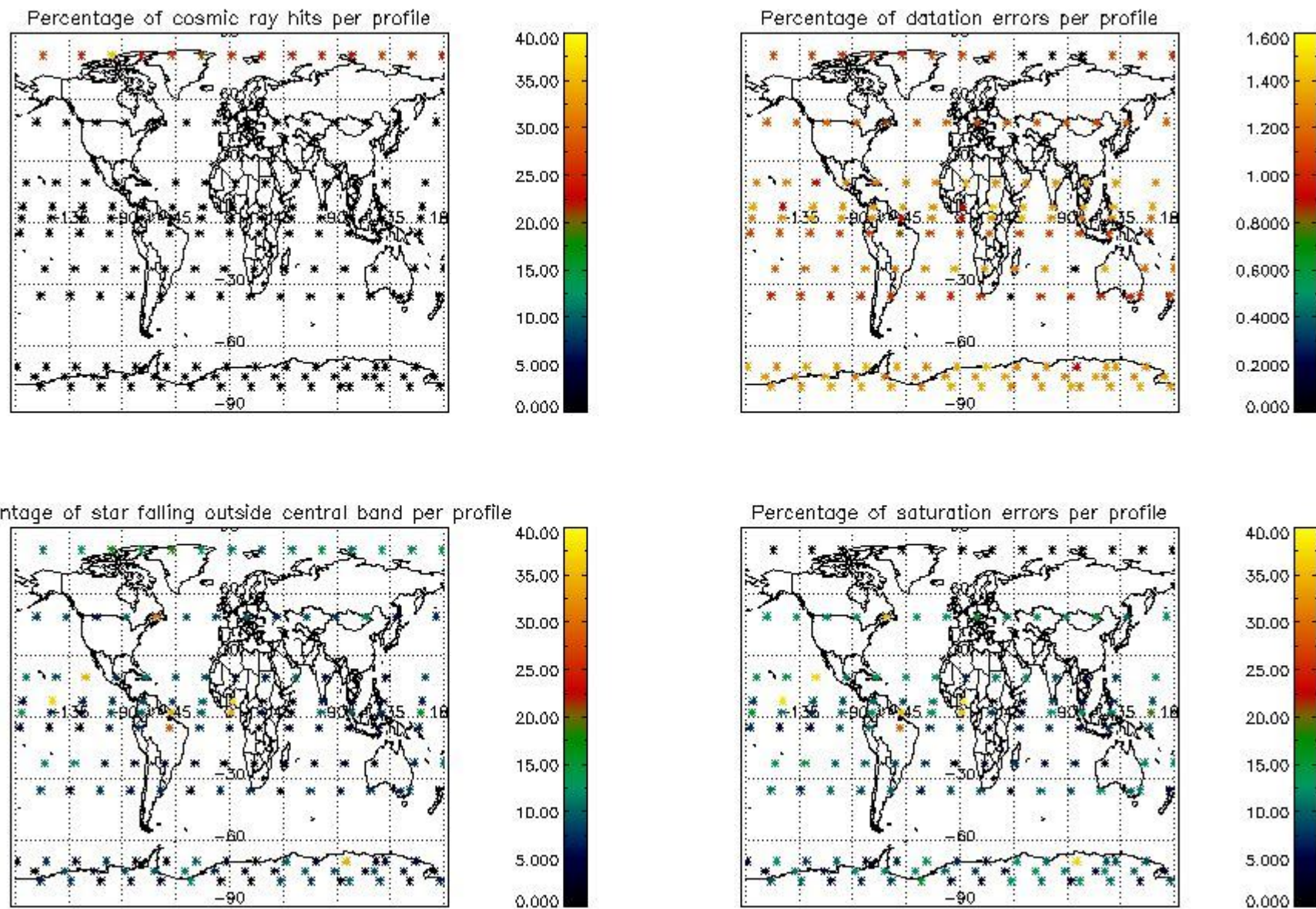


4.2 Plot quality information per product coming from level 1b processing (world map)

4.2.1 Plot level 1 quality information per product (world map): ENVISAT ASCENDING passes



4.2.2 Plot level 1 quality information per product (world map): ENVISAT DESCENDING passes



5. Trace gas profiles

5.1 Ozone statistics based on quality of products

The final quality of the products can be "measured" using the STD (Standard Deviation) attached to every point profile. This information is written to the parameter GOM_NL__2P/NL_LOCAL_SPECIES_DENSITY/o3_std of the level 2 products. The table below shows the statistics for given STD ranges.

The statistics are given with respect to the overall valid production:

- Products without fatal errors: GOM_NL__2P/MPH/PRODUCT_ERR=0
- Valid point profile: GOM_NL__2P/NL_LOCAL_SPECIES_DENSITY/pcd(0)=0

The 'Criteria' is applied to valid points of dark limb products:

- Products in dark limb illumination condition: GOM_NL__2P/NL_SUMMARY_QUALITY/obs_ill_cond=0
- Products without fatal errors: GOM_NL__2P/MPH/PRODUCT_ERR=0
- Valid point profile: GOM_NL__2P/NL_LOCAL_SPECIES_DENSITY/pcd(0)=0

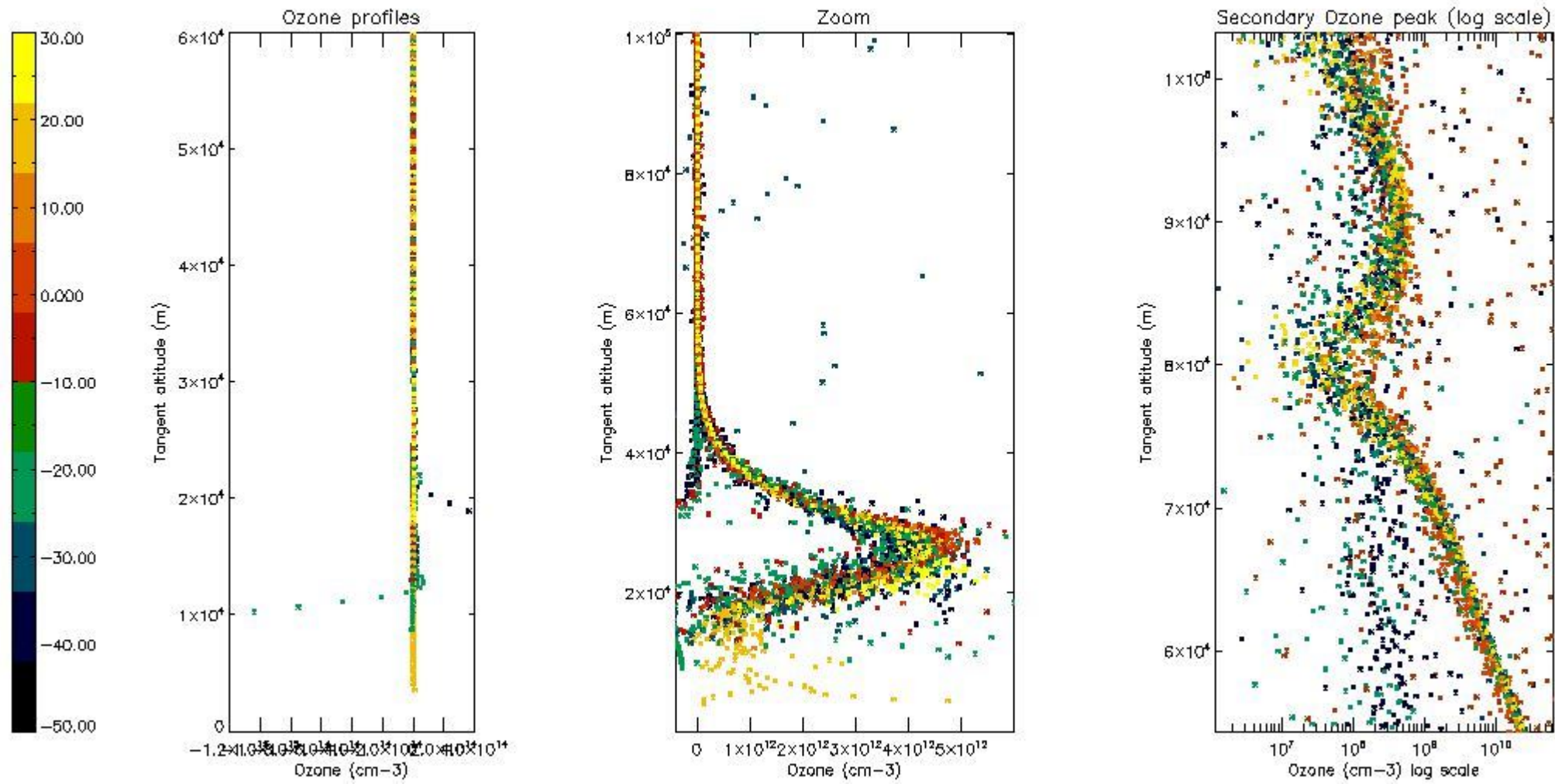
So, the table below shows the percentage of dark limb and valid observations for each criteria with respect to the overall valid daily observations.

Criteria	% of total production
All STD	34
STD < 20	15

STD < 10	11
STD < 5	7

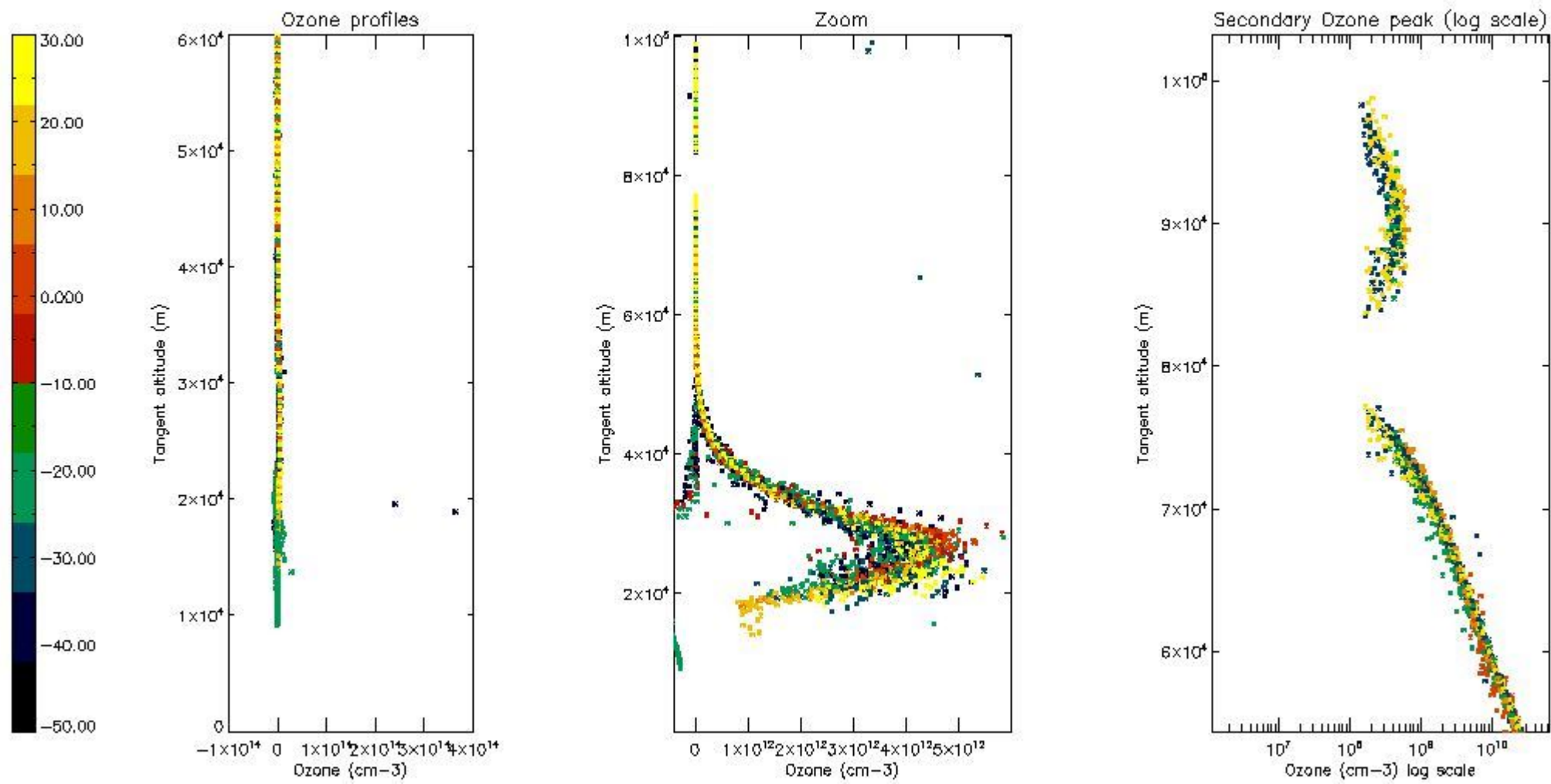
5.2 Plot ozone profiles for all STD (dark without errors)

The colorbar represents the latitude.



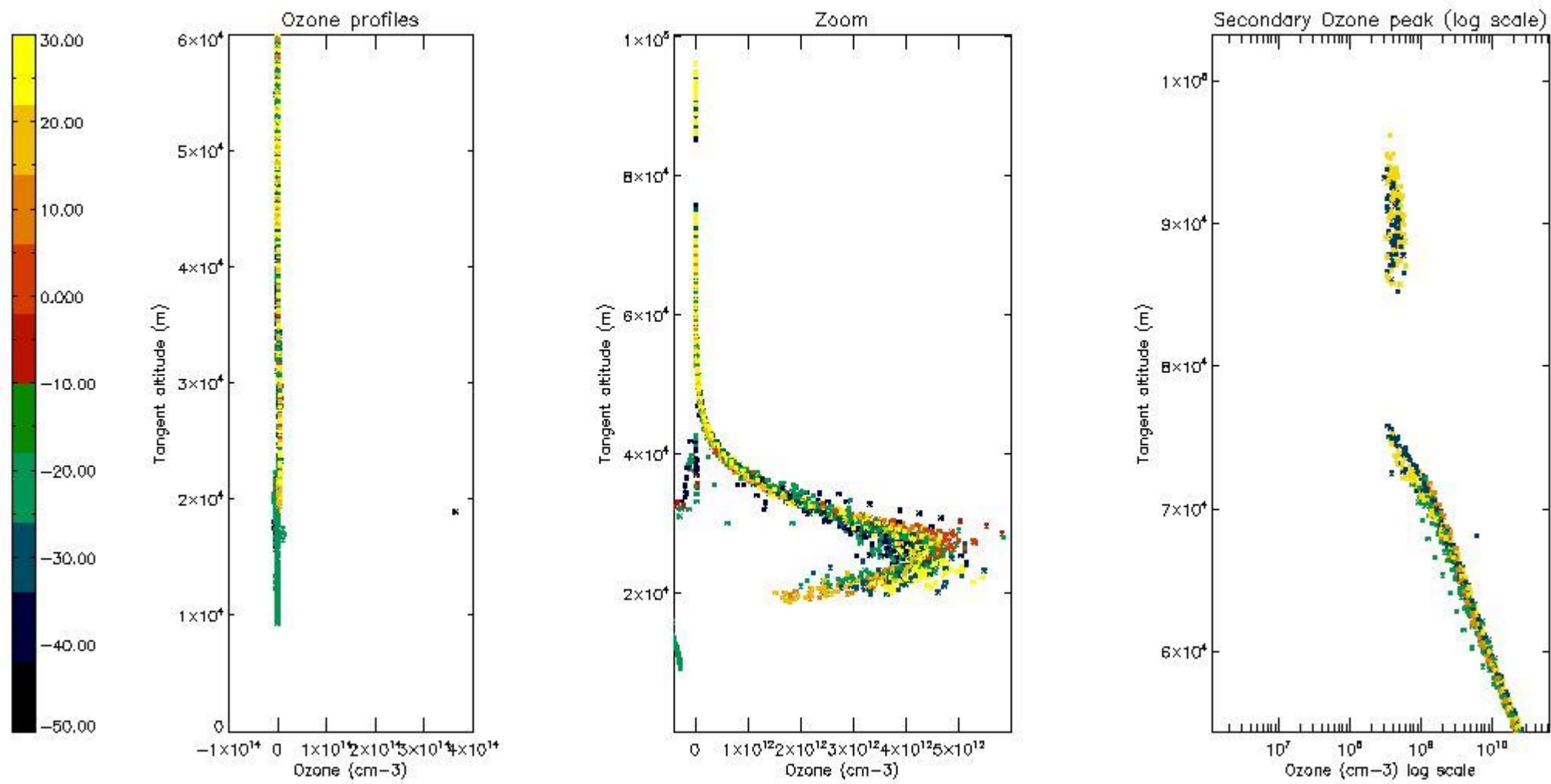
5.3 Plot ozone profiles where STD < 20% (dark without errors)

The colorbar represents the latitude.



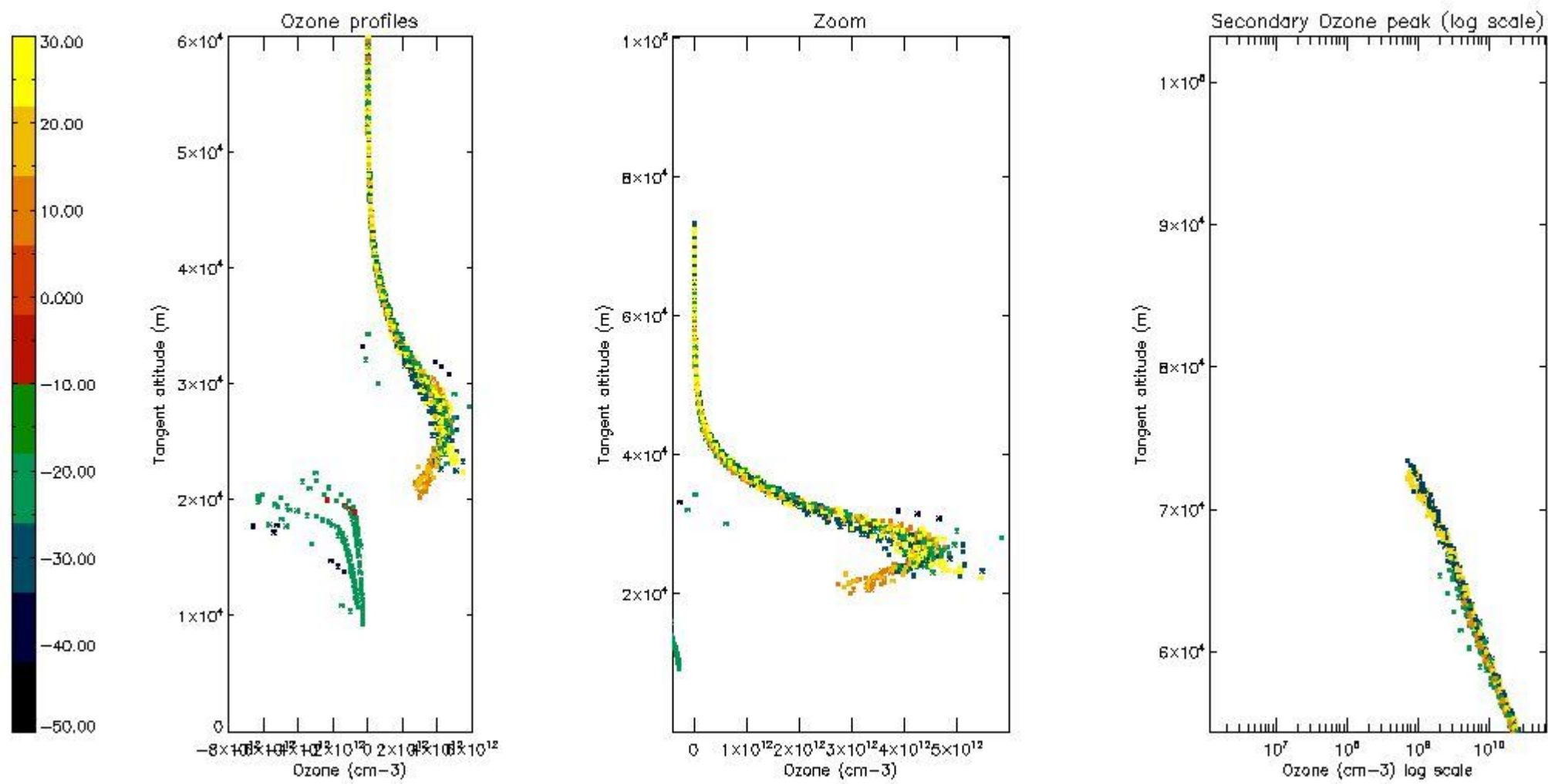
5.4 Plot ozone profiles where $STD < 10\%$ (dark without errors)

The colorbar represents the latitude.



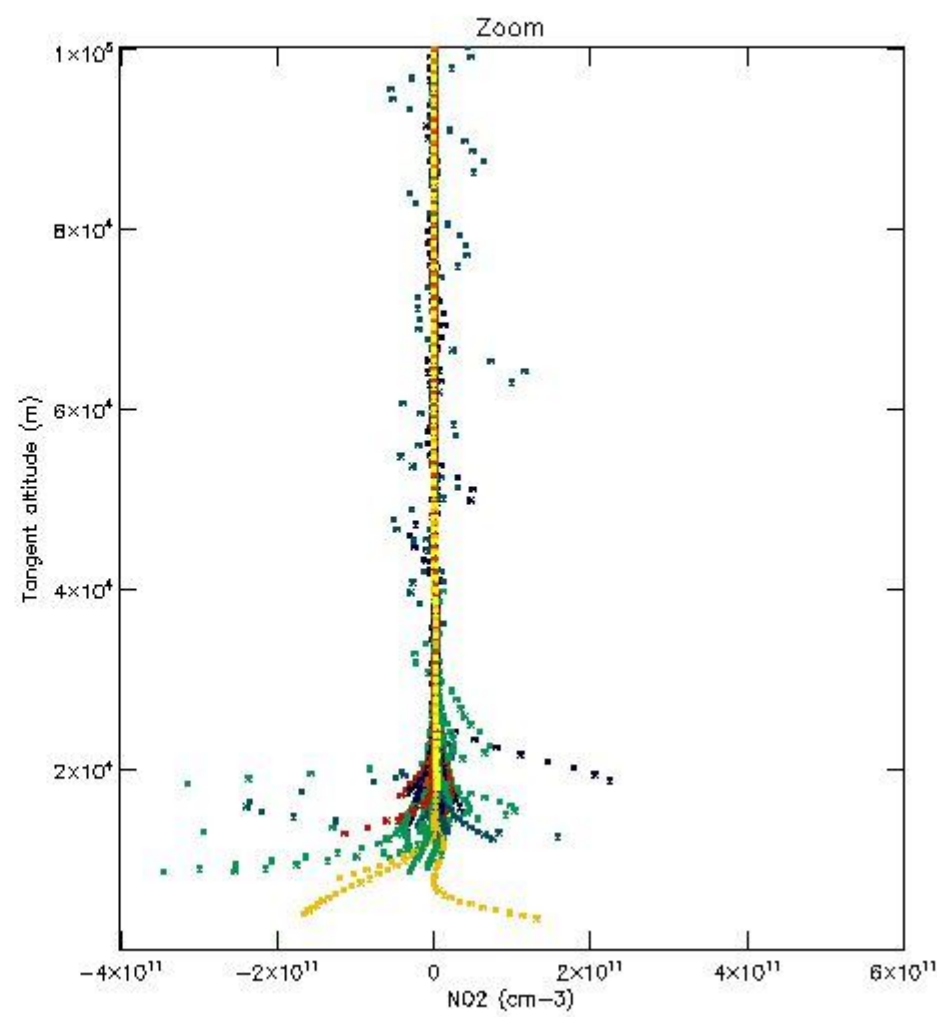
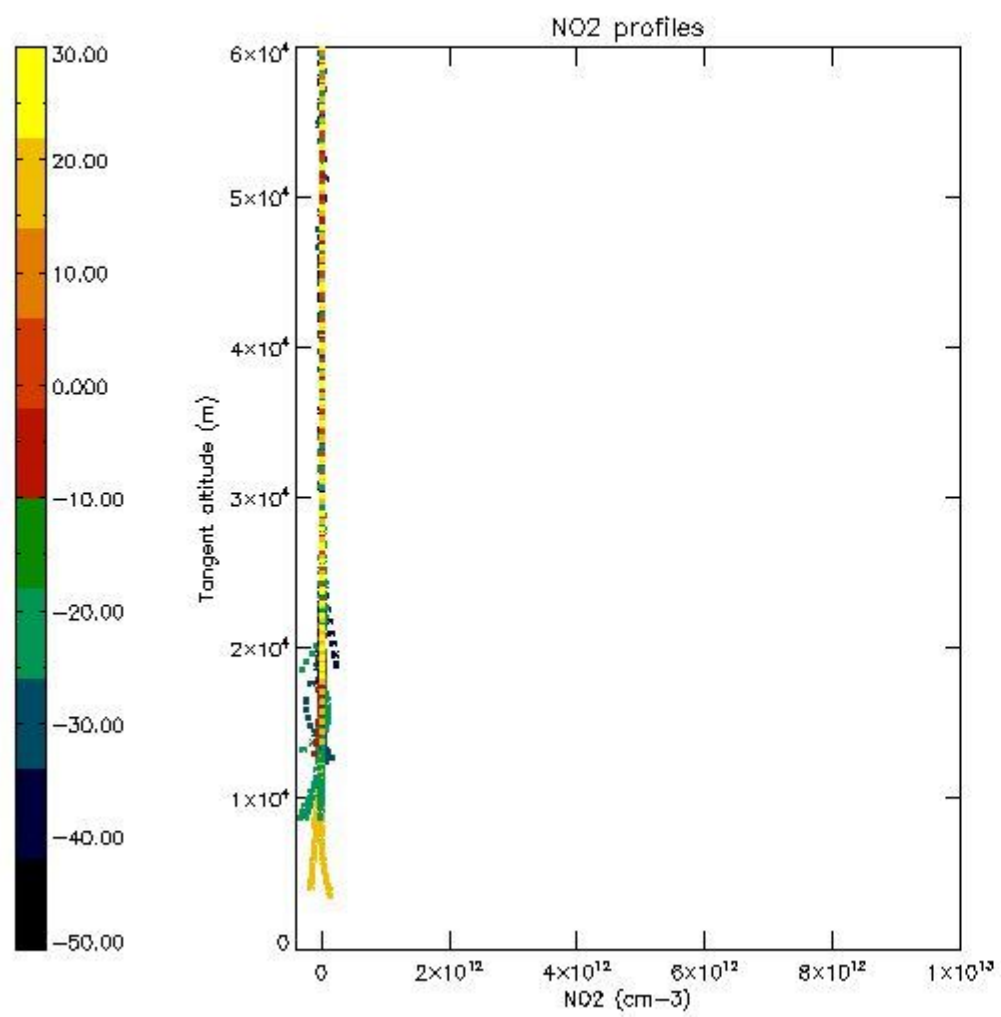
5.5 Plot ozone profiles where $STD < 5\%$ (dark without errors)

The colorbar represents the latitude.



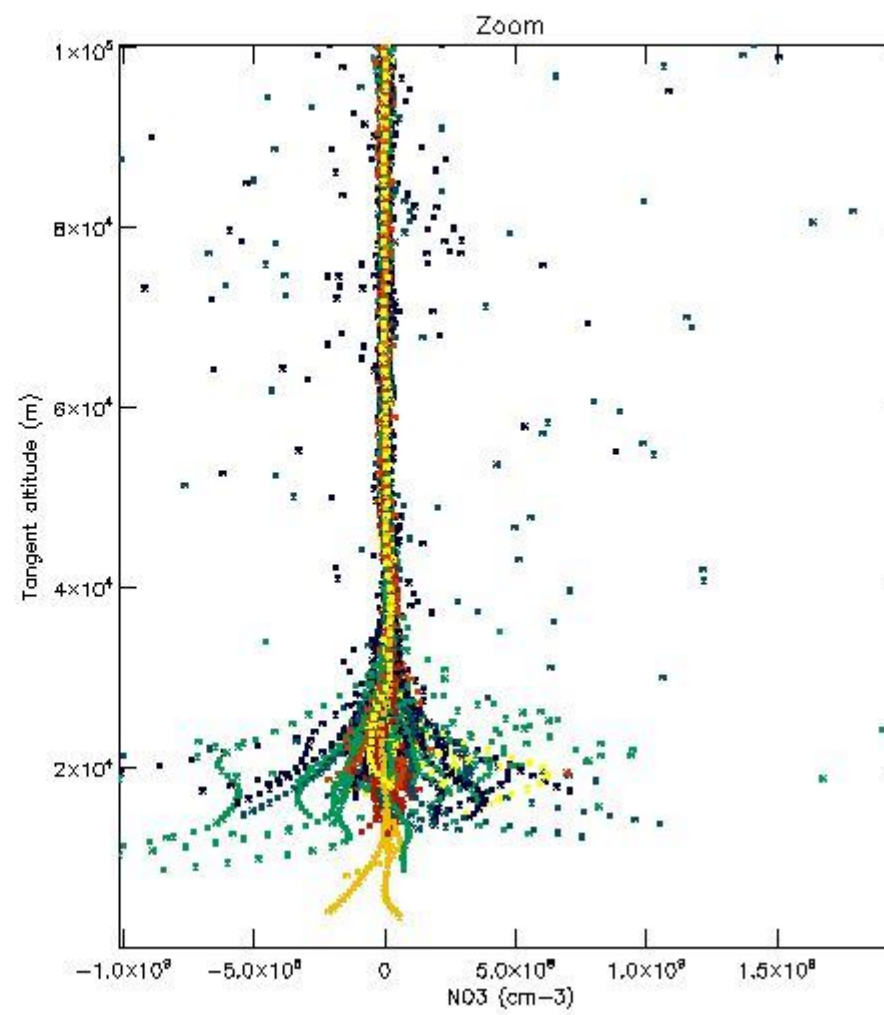
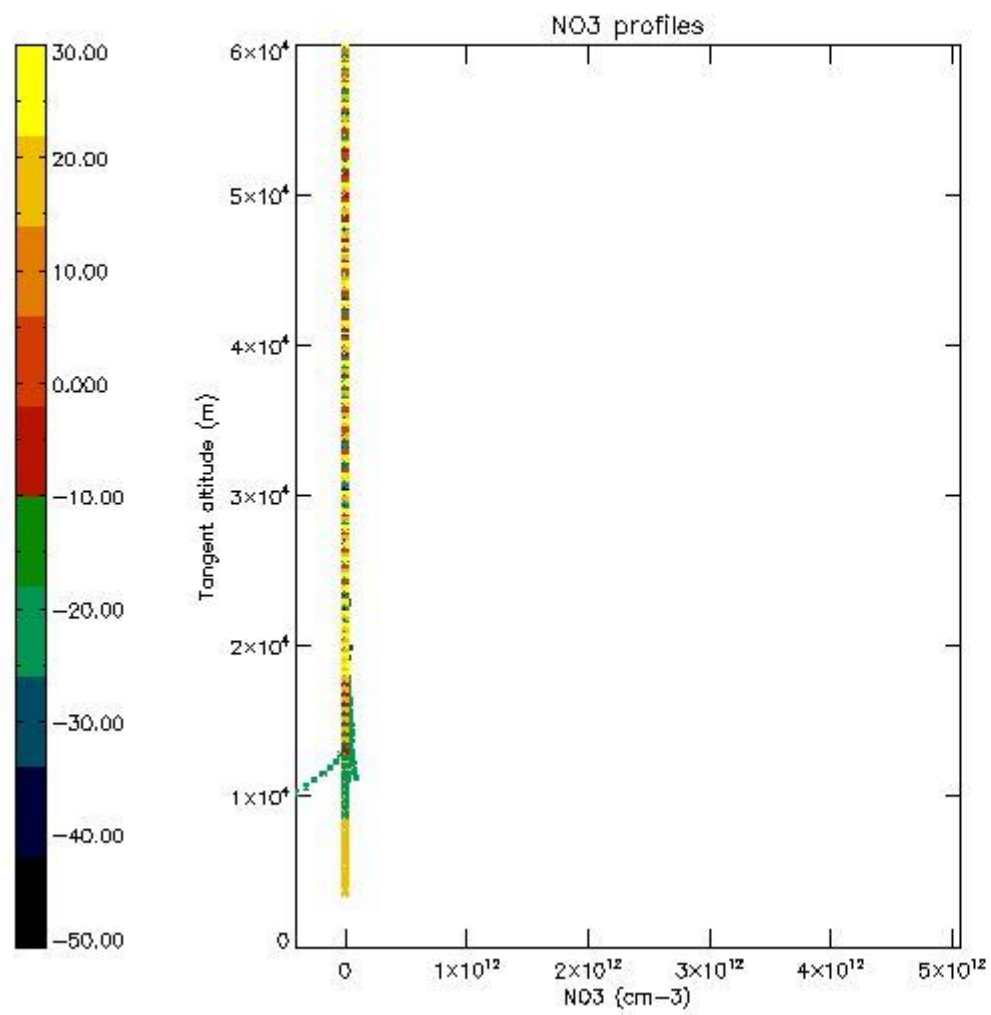
5.6 Plot NO₂ profiles for all STD (dark without errors)

The colorbar represents the latitude.



5.7 Plot NO3 profiles for all STD (dark without errors)

The colorbar represents the latitude.



6. Auxiliary Data Files used for the production reported in section 2

The number reported in the third column indicates since which file (see list in section 2) the corresponding auxiliary file has been used. The fourth column is the date of those product files.

Type	Auxiliary Filename	Used since product	Used since product date
INST_PHYS_CHARACTERISTICS	GOM_INS_AXVIEC20091111_143220_20030716_120000_20500101_000000	1	21-MAR-2010 00:02:55
LEVEL-2_PROC_CONFIG	GOM_PR2_AXVIEC20091111_152718_20020301_000000_20500101_000000	1	21-MAR-2010 00:02:55
CROSS_SECTIONS_FILE	GOM_CRS_AXVIEC20091111_154832_20020301_000000_20500101_000000	1	21-MAR-2010 00:02:55

GOMOS Level 2 Daily Report

SUMMARY

[1. General Info](#)

[2. Summary of processed GOM_NL_2P products](#)

[3. Level 2 Quality information per product](#)

[3.1 Plot of level 2 quality information per product \(time dependant\)](#)

[3.2 Plot of level 2 quality information per product \(world map\)](#)

[4. Level 1 Quality information per product \(stored on level 2 products\)](#)

[4.1 Plot of level 1 quality information per product \(time dependant\)](#)

[4.1.1 Plot of level 1 quality information per product \(time dependant\): ASCENDING](#)

[4.1.2 Plot of level 1 quality information per product \(time dependant\): DESCENDING](#)

[4.2 Plot of level 1 quality information per product \(world map\)](#)

[4.2.1 Plot of level 1 quality information per product \(world map\): ASCENDING](#)

[4.2.2 Plot of level 1 quality information per product \(world map\): DESCENDING](#)

[5. Ozone profiles based on quality statistics and other trace gas profiles](#)

[5.1 Ozone statistics based on quality of products](#)

[5.2 Plot ozone profiles for all STD \(dark without errors\)](#)

[5.3 Plot ozone profiles where STD < 20% \(dark without errors\)](#)

[5.4. Plot ozone profiles where STD < 10% \(dark without errors\)](#)

[5.5. Plot ozone profiles where STD < 5% \(dark without errors\)](#)

[5.6 Plot NO2 profiles for all STD \(dark without errors\)](#)

[5.7 Plot NO3 profiles for all STD \(dark without errors\)](#)

[5.8 Plot H2O profiles \(only for occultations of stars 1,2,3,4,13,14,16,26,63 dark without errors\) for all STD](#)

[6. Auxiliary Data Files used for the production reported in section 2](#)

This report presents the daily analysis on parameters extracted from GOMOS level 2 data (GOM_NL__2P). It is intended to monitor some important parameters that will impact the quality of these products. A list of level 2 products (and content) that have arrived during the reporting day to the PCF is also given.

Item	Value
Time of report generation	29APR2013 08:44:12
Data source version	GOMOS/6.01
Start time of products	21-03-2010 (21MAR2010 00:00:00)
Stop time of products	22-03-2010 (22MAR2010 00:00:00)
Store outputs in DB	Yes
Nb of level 2 prods	345
Nb of prods with errors	0

2. Summary of processed GOM_NL__2P products.

Nr	Filename	UTC Start time	Limb	Duration	Star Id	Star Name	Star Mag	Star Temp	Nb Meas	Orbit	Prod. error
1	GOM_NL__2PRFIN20100321_000255_000000502087_00474_42111_0287.N1	21-MAR-2010 00:02:55	Bright	50.000	119	14Eta Dra	2.7270	4700.0	100	42111	No
2	GOM_NL__2PRFIN20100321_001249_000000382087_00474_42111_0288.N1	21-MAR-2010 00:12:49	Bright	38.000	19	50Alp Cyg	1.2460	10500.	76	42111	No
3	GOM_NL__2PRFIN20100321_001424_000000382087_00474_42111_0289.N1	21-MAR-2010 00:14:24	Bright	38.000	66	37Gam Cyg	2.2080	5900.0	76	42111	No
4	GOM_NL__2PRFIN20100321_001612_000000372087_00474_42111_0290.N1	21-MAR-2010 00:16:12	Bright	36.500	92	53Eps Cyg	2.5000	4500.0	73	42111	No
5	GOM_NL__2PRFIN20100321_002454_000000512087_00474_42111_0291.N1	21-MAR-2010 00:24:54	Twilight	50.500	11	53Alp Aql	0.76500	8000.0	101	42111	No
6	GOM_NL__2PRFIN20100321_003532_000000472087_00474_42111_0292.N1	21-MAR-2010 00:35:32	Dark	47.000	155	41Pi Sgr	2.9000	6600.0	94	42111	No
7	GOM_NL__2PRFIN20100321_003738_000000472087_00474_42111_0293.N1	21-MAR-2010 00:37:38	Dark	47.000	57	34Sig Sgr	2.0660	26000.	94	42111	No
8	GOM_NL__2PRFIN20100321_003916_000000552087_00474_42111_0294.N1	21-MAR-2010 00:39:16	Dark	54.500	137	22Lam Sgr	2.8240	4400.0	109	42111	No
9	GOM_NL__2PRFIN20100321_004111_000000592087_00474_42111_0295.N1	21-MAR-2010 00:41:11	Dark	58.500	38	20Eps Sgr	1.8360	11000.	117	42111	No
10	GOM_NL__2PRFIN20100321_004650_000000412087_00475_42112_0280.N1	21-MAR-2010 00:46:50	Dark	41.000	141	Bet Ara	2.8400	4600.0	82	42112	No
11	GOM_NL__2PRFIN20100321_005023_000000402087_00475_42112_0281.N1	21-MAR-2010 00:50:23	Dark	40.000	134	Bet TrA	2.8100	6600.0	80	42112	No
12	GOM_NL__2PRFIN20100321_005307_000000562087_00475_42112_0282.N1	21-MAR-2010 00:53:07	Dark	56.000	4	Alp1Cen	-0.010000	5800.0	112	42112	No
13	GOM_NL__2PRFIN20100321_005520_000000482087_00475_42112_0283.N1	21-MAR-2010 00:55:20	Dark	48.000	78	Alp Lup	2.3040	28000.	96	42112	No
14	GOM_NL__2PRFIN20100321_005652_000000502087_00475_42112_0284.N1	21-MAR-2010 00:56:52	Straylight	49.500	81	Eta Cen	2.3560	28000.	99	42112	No
15	GOM_NL__2PRFIN20100321_005953_000000612087_00475_42112_0285.N1	21-MAR-2010 00:59:53	Straylight	60.500	54	5The Cen	2.0550	4500.0	121	42112	No
16	GOM_NL__2PRFIN20100321_010129_000000492087_00475_42112_0286.N1	21-MAR-2010 01:01:29	Straylight	48.500	123	lot Cen	2.7500	10200.	97	42112	No
17	GOM_NL__2PRFIN20100321_010657_000000522087_00475_42112_0287.N1	21-MAR-2010 01:06:57	Straylight	52.000	106	9Bet Crv	2.6480	5600.0	104	42112	No
18	GOM_NL__2PRFIN20100321_010908_000000462087_00475_42112_0288.N1	21-MAR-2010 01:09:08	Twilight	46.000	100	4Gam Crv	2.5800	13100.	92	42112	No
19	GOM_NL__2PRFIN20100321_011946_000000432087_00475_42112_0289.N1	21-MAR-2010 01:19:46	Bright	43.000	62	94Bet Leo	2.1360	9700.0	86	42112	No
20	GOM_NL__2PRFIN20100321_012804_000000382087_00475_42112_0290.N1	21-MAR-2010 01:28:04	Bright	38.000	174	52Psi UMa	3.0040	4400.0	76	42112	No
21	GOM_NL__2PRFIN20100321_013119_000000372087_00475_42112_0291.N1	21-MAR-2010 01:31:19	Bright	37.000	82	48Bet UMa	2.3650	10600.	74	42112	No
22	GOM_NL__2PRFIN20100321_013249_000000392087_00475_42112_0292.N1	21-MAR-2010 01:32:49	Bright	38.500	36	50Alp UMa	1.8000	6300.0	77	42112	No
23	GOM_NL__2PRFIN20100321_013458_000000472087_00475_42112_0293.N1	21-MAR-2010 01:34:58	Bright	46.500	55	79Zet UMa	2.0600	10200.	93	42112	No
24	GOM_NL__2PRFIN20100321_013944_000000372087_00475_42112_0294.N1	21-MAR-2010 01:39:44	Bright	37.000	60	7Bet UMi	2.0810	3950.0	74	42112	No
25	GOM_NL__2PRFIN20100321_014331_000000512087_00475_42112_0295.N1	21-MAR-2010 01:43:31	Bright	50.500	119	14Eta Dra	2.7270	4700.0	101	42112	No
26	GOM_NL__2PRFIN20100321_015325_000000552087_00475_42112_0296.N1	21-MAR-2010 01:53:25	Bright	55.000	19	50Alp Cyg	1.2460	10500.	110	42112	No
27	GOM_NL__2PRFIN20100321_015500_000000412087_00475_42112_0297.N1	21-MAR-2010 01:55:00	Bright	40.500	66	37Gam Cyg	2.2080	5900.0	81	42112	No
28	GOM_NL__2PRFIN20100321_015647_000000392087_00475_42112_0298.N1	21-MAR-2010 01:56:47	Bright	38.500	92	53Eps Cyg	2.5000	4500.0	77	42112	No
29	GOM_NL__2PRFIN20100321_020531_000000582087_00475_42112_0299.N1	21-MAR-2010 02:05:31	Twilight	58.000	11	53Alp Aql	0.76500	8000.0	116	42112	No
30	GOM_NL__2PRFIN20100321_021609_000000472087_00475_42112_0300.N1	21-MAR-2010 02:16:09	Dark	47.000	155	41Pi Sgr	2.9000	6600.0	94	42112	No
31	GOM_NL__2PRFIN20100321_021815_000000542087_00475_42112_0301.N1	21-MAR-2010 02:18:15	Dark	53.500	57	34Sig Sgr	2.0660	26000.	107	42112	No
32	GOM_NL__2PRFIN20100321_021953_000000552087_00475_42112_0302.N1	21-MAR-2010 02:19:53	Dark	54.500	137	22Lam Sgr	2.8240	4400.0	109	42112	No
33	GOM_NL__2PRFIN20100321_022148_000000542087_00475_42112_0303.N1	21-MAR-2010 02:21:48	Dark	54.000	38	20Eps Sgr	1.8360	11000.	108	42112	No
34	GOM_NL__2PRFIN20100321_022727_000000442087_00476_42113_0288.N1	21-MAR-2010 02:27:27	Dark	44.000	141	Bet Ara	2.8400	4600.0	88	42113	No
35	GOM_NL__2PRFIN20100321_023100_000000402087_00476_42113_0289.N1	21-MAR-2010 02:31:00	Dark	39.500	134	Bet TrA	2.8100	6600.0	79	42113	No
36	GOM_NL__2PRFIN20100321_023343_000000442087_00476_42113_0290.N1	21-MAR-2010 02:33:43	Dark	44.000	4	Alp1Cen	-0.010000	5800.0	88	42113	No
37	GOM_NL__2PRFIN20100321_023557_000000472087_00476_42113_0291.N1	21-MAR-2010 02:35:57	Dark	47.000	78	Alp Lup	2.3040	28000.	94	42113	No
38	GOM_NL__2PRFIN20100321_023728_000000522087_00476_42113_0292.N1	21-MAR-2010 02:37:28	Straylight	52.000	81	Eta Cen	2.3560	28000.	104	42113	No
39	GOM_NL__2PRFIN20100321_024030_000000592087_00476_42113_0293.N1	21-MAR-2010 02:40:30	Straylight	58.500	54	5The Cen	2.0550	4500.0	117	42113	No
40	GOM_NL__2PRFIN20100321_024206_000000492087_00476_42113_0294.N1	21-MAR-2010 02:42:06	Straylight	48.500	123	lot Cen	2.7500	10200.	97	42113	No
41	GOM_NL__2PRFIN20100321_024733_000000522087_00476_42113_0295.N1	21-MAR-2010 02:47:33	Straylight	52.000	106	9Bet Crv	2.6480	5600.0	104	42113	No
42	GOM_NL__2PRFIN20100321_024945_000000482087_00476_42113_0296.N1	21-MAR-2010 02:49:45	Twilight	48.000	100	4Gam Crv	2.5800	13100.	96	42113	No

43	GOM_NL__2PRFIN20100321_030021_000000462087_00476_42113_0297.N1	21-MAR-2010 03:00:21	Bright	46.000	62	94Bet Leo	2.1360	9700.0	92	42113	No
44	GOM_NL__2PRFIN20100321_030839_000000372087_00476_42113_0298.N1	21-MAR-2010 03:08:39	Bright	36.500	174	52Psi UMa	3.0040	4400.0	73	42113	No
45	GOM_NL__2PRFIN20100321_031154_000000372087_00476_42113_0299.N1	21-MAR-2010 03:11:54	Bright	37.000	82	48Bet UMa	2.3650	10600.	74	42113	No
46	GOM_NL__2PRFIN20100321_031325_000000402087_00476_42113_0300.N1	21-MAR-2010 03:13:25	Bright	40.000	36	50Alp UMa	1.8000	6300.0	80	42113	No
47	GOM_NL__2PRFIN20100321_031533_000000462087_00476_42113_0301.N1	21-MAR-2010 03:15:33	Bright	46.000	55	79Zet UMa	2.0600	10200.	92	42113	No
48	GOM_NL__2PRFIN20100321_032020_000000402087_00476_42113_0302.N1	21-MAR-2010 03:20:20	Bright	39.500	60	7Bet UMi	2.0810	3950.0	79	42113	No
49	GOM_NL__2PRFIN20100321_032406_000000502087_00476_42113_0303.N1	21-MAR-2010 03:24:06	Bright	49.500	119	14Eta Dra	2.7270	4700.0	99	42113	No
50	GOM_NL__2PRFIN20100321_033401_000000382087_00476_42113_0304.N1	21-MAR-2010 03:34:01	Bright	38.000	19	50Alp Cyg	1.2460	10500.	76	42113	No
51	GOM_NL__2PRFIN20100321_033536_000000422087_00476_42113_0305.N1	21-MAR-2010 03:35:36	Bright	41.500	66	37Gam Cyg	2.2080	5900.0	83	42113	No
52	GOM_NL__2PRFIN20100321_033724_000000402087_00476_42113_0306.N1	21-MAR-2010 03:37:24	Bright	39.500	92	53Eps Cyg	2.5000	4500.0	79	42113	No
53	GOM_NL__2PRFIN20100321_034607_000000562087_00476_42113_0307.N1	21-MAR-2010 03:46:07	Twilight	56.000	11	53Alp Aql	0.76500	8000.0	112	42113	No
54	GOM_NL__2PRFIN20100321_035646_000000482087_00476_42113_0308.N1	21-MAR-2010 03:56:46	Dark	48.000	155	41Pi Sgr	2.9000	6600.0	96	42113	No
55	GOM_NL__2PRFIN20100321_035852_000000482087_00476_42113_0309.N1	21-MAR-2010 03:58:52	Dark	48.000	57	34Sig Sgr	2.0660	26000.	96	42113	No
56	GOM_NL__2PRFIN20100321_040031_000000522087_00476_42113_0310.N1	21-MAR-2010 04:00:31	Dark	52.000	137	22Lam Sgr	2.8240	4400.0	104	42113	No
57	GOM_NL__2PRFIN20100321_040225_000000492087_00476_42113_0311.N1	21-MAR-2010 04:02:25	Dark	48.500	38	20Eps Sgr	1.8360	11000.	97	42113	No
58	GOM_NL__2PRFIN20100321_040804_000000442087_00477_42114_0296.N1	21-MAR-2010 04:08:04	Dark	43.500	141	Bet Ara	2.8400	4600.0	87	42114	No
59	GOM_NL__2PRFIN20100321_041136_000000382087_00477_42114_0297.N1	21-MAR-2010 04:11:36	Dark	38.000	134	Bet TrA	2.8100	6600.0	76	42114	No
60	GOM_NL__2PRFIN20100321_041420_000000442087_00477_42114_0298.N1	21-MAR-2010 04:14:20	Dark	44.000	4	Alp1Cen	-0.010000	5800.0	88	42114	No
61	GOM_NL__2PRFIN20100321_041634_000000472087_00477_42114_0299.N1	21-MAR-2010 04:16:34	Dark	46.500	78	Alp Lup	2.3040	28000.	93	42114	No
62	GOM_NL__2PRFIN20100321_041805_000000492087_00477_42114_0300.N1	21-MAR-2010 04:18:05	Straylight	48.500	81	Eta Cen	2.3560	28000.	97	42114	No
63	GOM_NL__2PRFIN20100321_042106_000000592087_00477_42114_0301.N1	21-MAR-2010 04:21:06	Straylight	58.500	54	5The Cen	2.0550	4500.0	117	42114	No
64	GOM_NL__2PRFIN20100321_042242_000000482087_00477_42114_0302.N1	21-MAR-2010 04:22:42	Straylight	48.000	123	lot Cen	2.7500	10200.	96	42114	No
65	GOM_NL__2PRFIN20100321_042809_000000532087_00477_42114_0303.N1	21-MAR-2010 04:28:09	Straylight	53.000	106	9Bet Crv	2.6480	5600.0	106	42114	No
66	GOM_NL__2PRFIN20100321_043021_000000472087_00477_42114_0304.N1	21-MAR-2010 04:30:21	Twilight	46.500	100	4Gam Crv	2.5800	13100.	93	42114	No
67	GOM_NL__2PRFIN20100321_044057_000000452087_00477_42114_0305.N1	21-MAR-2010 04:40:57	Bright	44.500	62	94Bet Leo	2.1360	9700.0	89	42114	No
68	GOM_NL__2PRFIN20100321_044915_000000382087_00477_42114_0306.N1	21-MAR-2010 04:49:15	Bright	38.000	174	52Psi UMa	3.0040	4400.0	76	42114	No
69	GOM_NL__2PRFIN20100321_045230_000000382087_00477_42114_0307.N1	21-MAR-2010 04:52:30	Bright	38.000	82	48Bet UMa	2.3650	10600.	76	42114	No
70	GOM_NL__2PRFIN20100321_045401_000000402087_00477_42114_0308.N1	21-MAR-2010 04:54:01	Bright	39.500	36	50Alp UMa	1.8000	6300.0	79	42114	No
71	GOM_NL__2PRFIN20100321_045608_000000472087_00477_42114_0309.N1	21-MAR-2010 04:56:08	Bright	46.500	55	79Zet UMa	2.0600	10200.	93	42114	No
72	GOM_NL__2PRFIN20100321_050056_000000382087_00477_42114_0310.N1	21-MAR-2010 05:00:56	Bright	38.000	60	7Bet UMi	2.0810	3950.0	76	42114	No
73	GOM_NL__2PRFIN20100321_050442_000000502087_00477_42114_0311.N1	21-MAR-2010 05:04:42	Bright	50.000	119	14Eta Dra	2.7270	4700.0	100	42114	No
74	GOM_NL__2PRFIN20100321_051437_000000402087_00477_42114_0312.N1	21-MAR-2010 05:14:37	Bright	39.500	19	50Alp Cyg	1.2460	10500.	79	42114	No
75	GOM_NL__2PRFIN20100321_051613_000000382087_00477_42114_0313.N1	21-MAR-2010 05:16:13	Bright	37.500	66	37Gam Cyg	2.2080	5900.0	75	42114	No
76	GOM_NL__2PRFIN20100321_051800_000000362087_00477_42114_0314.N1	21-MAR-2010 05:18:00	Bright	36.000	92	53Eps Cyg	2.5000	4500.0	72	42114	No
77	GOM_NL__2PRFIN20100321_052644_000000552087_00477_42114_0315.N1	21-MAR-2010 05:26:44	Twilight	54.500	11	53Alp Aql	0.76500	8000.0	109	42114	No
78	GOM_NL__2PRFIN20100321_053722_000000522087_00477_42114_0316.N1	21-MAR-2010 05:37:22	Dark	52.000	155	41Pi Sgr	2.9000	6600.0	104	42114	No
79	GOM_NL__2PRFIN20100321_053929_000000482087_00477_42114_0317.N1	21-MAR-2010 05:39:29	Dark	47.500	57	34Sig Sgr	2.0660	26000.	95	42114	No
80	GOM_NL__2PRFIN20100321_054108_000000612087_00477_42114_0318.N1	21-MAR-2010 05:41:08	Dark	61.000	137	22Lam Sgr	2.8240	4400.0	122	42114	No
81	GOM_NL__2PRFIN20100321_054302_000000502087_00477_42114_0319.N1	21-MAR-2010 05:43:02	Dark	49.500	38	20Eps Sgr	1.8360	11000.	99	42114	No
82	GOM_NL__2PRFIN20100321_054840_000000422087_00478_42115_0304.N1	21-MAR-2010 05:48:40	Dark	42.000	141	Bet Ara	2.8400	4600.0	84	42115	No
83	GOM_NL__2PRFIN20100321_055213_000000402087_00478_42115_0305.N1	21-MAR-2010 05:52:13	Dark	40.000	134	Bet TrA	2.8100	6600.0	80	42115	No
84	GOM_NL__2PRFIN20100321_055457_000000452087_00478_42115_0306.N1	21-MAR-2010 05:54:57	Dark	45.000	4	Alp1Cen	-0.010000	5800.0	90	42115	No
85	GOM_NL__2PRFIN20100321_055711_000000452087_00478_42115_0307.N1	21-MAR-2010 05:57:11	Dark	44.500	78	Alp Lup	2.3040	28000.	89	42115	No
86	GOM_NL__2PRFIN20100321_055842_000000482087_00478_42115_0308.N1	21-MAR-2010 05:58:42	Straylight	48.000	81	Eta Cen	2.3560	28000.	96	42115	No
87	GOM_NL__2PRFIN20100321_060143_000000572087_00478_42115_0309.N1	21-MAR-2010 06:01:43	Straylight	56.500	54	5The Cen	2.0550	4500.0	113	42115	No
88	GOM_NL__2PRFIN20100321_060319_000000472087_00478_42115_0310.N1	21-MAR-2010 06:03:19	Straylight	47.000	123	lot Cen	2.7500	10200.	94	42115	No
89	GOM_NL__2PRFIN20100321_060846_000000492087_00478_42115_0311.N1	21-MAR-2010 06:08:46	Straylight	49.000	106	9Bet Crv	2.6480	5600.0	98	42115	No
90	GOM_NL__2PRFIN20100321_061057_000000472087_00478_42115_0312.N1	21-MAR-2010 06:10:57	Twilight	46.500	100	4Gam Crv	2.5800	13100.	93	42115	No
91	GOM_NL__2PRFIN20100321_062133_000000452087_00478_42115_0313.N1	21-MAR-2010 06:21:33	Bright	45.000	62	94Bet Leo	2.1360	9700.0	90	42115	No
92	GOM_NL__2PRFIN20100321_062951_000000402087_00478_42115_0314.N1	21-MAR-2010 06:29:51	Bright	40.000	174	52Psi UMa	3.0040	4400.0	80	42115	No
93	GOM_NL__2PRFIN20100321_063306_000000362087_00478_42115_0315.N1	21-MAR-2010 06:33:06	Bright	36.000	82	48Bet UMa	2.3650	10600.	72	42115	No
94	GOM_NL__2PRFIN20100321_063437_000000362087_00478_42115_0316.N1	21-MAR-2010 06:34:37	Bright	36.000	36	50Alp UMa	1.8000	6300.0	72	42115	No
95	GOM_NL__2PRFIN20100321_063644_000000462087_00478_42115_0317.N1	21-MAR-2010 06:36:44	Bright	46.000	55	79Zet UMa	2.0600	10200.	92	42115	No
96	GOM_NL__2PRFIN20100321_064131_000000402087_00478_42115_0318.N1	21-MAR-2010 06:41:31	Bright	40.000	60	7Bet UMi	2.0810	3950.0	80	42115	No
97	GOM_NL__2PRFIN20100321_064517_000000452087_00478_42115_0319.N1	21-MAR-2010 06:45:17	Bright	44.500	119	14Eta Dra	2.7270	4700.0	89	42115	No
98	GOM_NL__2PRFIN20100321_065513_000000362087_00478_42115_0320.N1	21-MAR-2010 06:55:13	Bright	35.500	19	50Alp Cyg	1.2460	10500.	71	42115	No
99	GOM_NL__2PRFIN20100321_065649_000000392087_00478_42115_0321.N1	21-MAR-2010 06:56:49	Bright	38.500	66	37Gam Cyg	2.2080	5900.0	77	42115	No
100	GOM_NL__2PRFIN20100321_065836_000000372087_00478_42115_0322.N1	21-MAR-2010 06:58:36	Bright	36.500	92	53Eps Cyg	2.5000	4500.0	73	42115	No
101	GOM_NL__2PRFIN20100321_070720_000000542087_00478_42115_0323.N1	21-MAR-2010 07:07:20	Twilight	53.500	11	53Alp Aql	0.76500	8000.0	107	42115	No

102	GOM_NL__2PRFIN20100321_071759_000000492087_00478_42115_0324.N1	21-MAR-2010 07:17:59	Dark	48.500	155	41Pi Sgr	2.9000	6600.0	97	42115	No
103	GOM_NL__2PRFIN20100321_072006_000000522087_00478_42115_0325.N1	21-MAR-2010 07:20:06	Dark	52.000	57	34Sig Sgr	2.0660	26000.	104	42115	No
104	GOM_NL__2PRFIN20100321_072145_000000622087_00478_42115_0326.N1	21-MAR-2010 07:21:45	Dark	62.000	137	22Lam Sgr	2.8240	4400.0	124	42115	No
105	GOM_NL__2PRFIN20100321_072339_000000512087_00478_42115_0327.N1	21-MAR-2010 07:23:39	Dark	50.500	38	20Eps Sgr	1.8360	11000.	101	42115	No
106	GOM_NL__2PRFIN20100321_072917_000000412087_00479_42116_0312.N1	21-MAR-2010 07:29:17	Dark	40.500	141	Bet Ara	2.8400	4600.0	81	42116	No
107	GOM_NL__2PRFIN20100321_073249_000000402087_00479_42116_0313.N1	21-MAR-2010 07:32:49	Dark	40.000	134	Bet TrA	2.8100	6600.0	80	42116	No
108	GOM_NL__2PRFIN20100321_073533_000000432087_00479_42116_0314.N1	21-MAR-2010 07:35:33	Dark	43.000	4	Alp1Cen	-0.010000	5800.0	86	42116	No
109	GOM_NL__2PRFIN20100321_073747_000000472087_00479_42116_0315.N1	21-MAR-2010 07:37:47	Dark	46.500	78	Alp Lup	2.3040	28000.	93	42116	No
110	GOM_NL__2PRFIN20100321_073919_000000502087_00479_42116_0316.N1	21-MAR-2010 07:39:19	Straylight	49.500	81	Eta Cen	2.3560	28000.	99	42116	No
111	GOM_NL__2PRFIN20100321_074220_000000572087_00479_42116_0317.N1	21-MAR-2010 07:42:20	Straylight	57.000	54	5The Cen	2.0550	4500.0	114	42116	No
112	GOM_NL__2PRFIN20100321_074355_000000492087_00479_42116_0318.N1	21-MAR-2010 07:43:55	Straylight	48.500	123	lot Cen	2.7500	10200.	97	42116	No
113	GOM_NL__2PRFIN20100321_074922_000000502087_00479_42116_0319.N1	21-MAR-2010 07:49:22	Straylight	49.500	106	9Bet Crv	2.6480	5600.0	99	42116	No
114	GOM_NL__2PRFIN20100321_075133_000000452087_00479_42116_0320.N1	21-MAR-2010 07:51:33	Tw_i_and_stray	45.000	100	4Gam Crv	2.5800	13100.	90	42116	No
115	GOM_NL__2PRFIN20100321_080208_000000442087_00479_42116_0321.N1	21-MAR-2010 08:02:08	Bright	43.500	62	94Bet Leo	2.1360	9700.0	87	42116	No
116	GOM_NL__2PRFIN20100321_081027_000000392087_00479_42116_0322.N1	21-MAR-2010 08:10:27	Bright	39.000	174	52Psi UMa	3.0040	4400.0	78	42116	No
117	GOM_NL__2PRFIN20100321_081342_000000352087_00479_42116_0323.N1	21-MAR-2010 08:13:42	Bright	34.500	82	48Bet UMa	2.3650	10600.	69	42116	No
118	GOM_NL__2PRFIN20100321_081513_000000382087_00479_42116_0324.N1	21-MAR-2010 08:15:13	Bright	37.500	36	50Alp UMa	1.8000	6300.0	75	42116	No
119	GOM_NL__2PRFIN20100321_081719_000000442087_00479_42116_0325.N1	21-MAR-2010 08:17:19	Bright	43.500	55	79Zet UMa	2.0600	10200.	87	42116	No
120	GOM_NL__2PRFIN20100321_082207_000000382087_00479_42116_0326.N1	21-MAR-2010 08:22:07	Bright	38.000	60	7Bet UMi	2.0810	3950.0	76	42116	No
121	GOM_NL__2PRFIN20100321_082552_000000492087_00479_42116_0327.N1	21-MAR-2010 08:25:52	Bright	49.000	119	14Eta Dra	2.7270	4700.0	98	42116	No
122	GOM_NL__2PRFIN20100321_083549_000000372087_00479_42116_0328.N1	21-MAR-2010 08:35:49	Bright	37.000	19	50Alp Cyg	1.2460	10500.	74	42116	No
123	GOM_NL__2PRFIN20100321_083725_000000402087_00479_42116_0329.N1	21-MAR-2010 08:37:25	Bright	39.500	66	37Gam Cyg	2.2080	5900.0	79	42116	No
124	GOM_NL__2PRFIN20100321_083912_000000422087_00479_42116_0330.N1	21-MAR-2010 08:39:12	Bright	41.500	92	53Eps Cyg	2.5000	4500.0	83	42116	No
125	GOM_NL__2PRFIN20100321_084757_000000542087_00479_42116_0331.N1	21-MAR-2010 08:47:57	Tw_i_and_stray	54.000	11	53Alp Aql	0.76500	8000.0	108	42116	No
126	GOM_NL__2PRFIN20100321_085836_000000482087_00479_42116_0332.N1	21-MAR-2010 08:58:36	Dark	47.500	155	41Pi Sgr	2.9000	6600.0	95	42116	No
127	GOM_NL__2PRFIN20100321_090043_000000472087_00479_42116_0333.N1	21-MAR-2010 09:00:43	Dark	47.000	57	34Sig Sgr	2.0660	26000.	94	42116	No
128	GOM_NL__2PRFIN20100321_090222_000000582087_00479_42116_0334.N1	21-MAR-2010 09:02:22	Dark	57.500	137	22Lam Sgr	2.8240	4400.0	115	42116	No
129	GOM_NL__2PRFIN20100321_090416_000000592087_00479_42116_0335.N1	21-MAR-2010 09:04:16	Dark	58.500	38	20Eps Sgr	1.8360	11000.	117	42116	No
130	GOM_NL__2PRFIN20100321_090954_000000412087_00480_42117_0320.N1	21-MAR-2010 09:09:54	Dark	40.500	141	Bet Ara	2.8400	4600.0	81	42117	No
131	GOM_NL__2PRFIN20100321_091326_000000402087_00480_42117_0321.N1	21-MAR-2010 09:13:26	Dark	40.000	134	Bet TrA	2.8100	6600.0	80	42117	No
132	GOM_NL__2PRFIN20100321_091609_000000472087_00480_42117_0322.N1	21-MAR-2010 09:16:09	Dark	46.500	4	Alp1Cen	-0.010000	5800.0	93	42117	No
133	GOM_NL__2PRFIN20100321_091824_000000462087_00480_42117_0323.N1	21-MAR-2010 09:18:24	Dark	45.500	78	Alp Lup	2.3040	28000.	91	42117	No
134	GOM_NL__2PRFIN20100321_091955_000000522087_00480_42117_0324.N1	21-MAR-2010 09:19:55	Straylight	51.500	81	Eta Cen	2.3560	28000.	103	42117	No
135	GOM_NL__2PRFIN20100321_092257_000000572087_00480_42117_0325.N1	21-MAR-2010 09:22:57	Straylight	56.500	54	5The Cen	2.0550	4500.0	113	42117	No
136	GOM_NL__2PRFIN20100321_092431_000000482087_00480_42117_0326.N1	21-MAR-2010 09:24:31	Straylight	48.000	123	lot Cen	2.7500	10200.	96	42117	No
137	GOM_NL__2PRFIN20100321_092958_000000522087_00480_42117_0327.N1	21-MAR-2010 09:29:58	Straylight	51.500	106	9Bet Crv	2.6480	5600.0	103	42117	No
138	GOM_NL__2PRFIN20100321_093209_000000472087_00480_42117_0328.N1	21-MAR-2010 09:32:09	Tw_i_and_stray	47.000	100	4Gam Crv	2.5800	13100.	94	42117	No
139	GOM_NL__2PRFIN20100321_094244_000000452087_00480_42117_0329.N1	21-MAR-2010 09:42:44	Bright	45.000	62	94Bet Leo	2.1360	9700.0	90	42117	No
140	GOM_NL__2PRFIN20100321_095102_000000372087_00480_42117_0330.N1	21-MAR-2010 09:51:02	Bright	37.000	174	52Psi UMa	3.0040	4400.0	74	42117	No
141	GOM_NL__2PRFIN20100321_095418_000000552087_00480_42117_0331.N1	21-MAR-2010 09:54:18	Bright	55.000	82	48Bet UMa	2.3650	10600.	110	42117	No
142	GOM_NL__2PRFIN20100321_095548_000000542087_00480_42117_0332.N1	21-MAR-2010 09:55:48	Bright	54.000	36	50Alp UMa	1.8000	6300.0	108	42117	No
143	GOM_NL__2PRFIN20100321_095754_000000472087_00480_42117_0333.N1	21-MAR-2010 09:57:54	Bright	46.500	55	79Zet UMa	2.0600	10200.	93	42117	No
144	GOM_NL__2PRFIN20100321_100243_000000372087_00480_42117_0334.N1	21-MAR-2010 10:02:43	Bright	37.000	60	7Bet UMi	2.0810	3950.0	74	42117	No
145	GOM_NL__2PRFIN20100321_100627_000000502087_00480_42117_0335.N1	21-MAR-2010 10:06:27	Bright	49.500	119	14Eta Dra	2.7270	4700.0	99	42117	No
146	GOM_NL__2PRFIN20100321_101625_000000402087_00480_42117_0336.N1	21-MAR-2010 10:16:25	Bright	40.000	19	50Alp Cyg	1.2460	10500.	80	42117	No
147	GOM_NL__2PRFIN20100321_101801_000000412087_00480_42117_0337.N1	21-MAR-2010 10:18:01	Bright	41.000	66	37Gam Cyg	2.2080	5900.0	82	42117	No
148	GOM_NL__2PRFIN20100321_101948_000000382087_00480_42117_0338.N1	21-MAR-2010 10:19:48	Bright	37.500	92	53Eps Cyg	2.5000	4500.0	75	42117	No
149	GOM_NL__2PRFIN20100321_102833_000000552087_00480_42117_0339.N1	21-MAR-2010 10:28:33	Tw_i_and_stray	54.500	11	53Alp Aql	0.76500	8000.0	109	42117	No
150	GOM_NL__2PRFIN20100321_103913_000000492087_00480_42117_0340.N1	21-MAR-2010 10:39:13	Dark	48.500	155	41Pi Sgr	2.9000	6600.0	97	42117	No
151	GOM_NL__2PRFIN20100321_104120_000000532087_00480_42117_0341.N1	21-MAR-2010 10:41:20	Dark	53.000	57	34Sig Sgr	2.0660	26000.	106	42117	No
152	GOM_NL__2PRFIN20100321_104300_000000532087_00480_42117_0342.N1	21-MAR-2010 10:43:00	Dark	53.000	137	22Lam Sgr	2.8240	4400.0	106	42117	No
153	GOM_NL__2PRFIN20100321_104453_000000482087_00480_42117_0343.N1	21-MAR-2010 10:44:53	Dark	48.000	38	20Eps Sgr	1.8360	11000.	96	42117	No
154	GOM_NL__2PRFIN20100321_105030_000000442087_00481_42118_0351.N1	21-MAR-2010 10:50:30	Dark	43.500	141	Bet Ara	2.8400	4600.0	87	42118	No
155	GOM_NL__2PRFIN20100321_105402_000000402087_00481_42118_0352.N1	21-MAR-2010 10:54:02	Dark	40.000	134	Bet TrA	2.8100	6600.0	80	42118	No
156	GOM_NL__2PRFIN20100321_105646_000000552087_00481_42118_0353.N1	21-MAR-2010 10:56:46	Dark	54.500	4	Alp1Cen	-0.010000	5800.0	109	42118	No
157	GOM_NL__2PRFIN20100321_105900_000000482087_00481_42118_0354.N1	21-MAR-2010 10:59:00	Dark	47.500	78	Alp Lup	2.3040	28000.	95	42118	No
158	GOM_NL__2PRFIN20100321_110032_000000532087_00481_42118_0355.N1	21-MAR-2010 11:00:32	Straylight	52.500	81	Eta Cen	2.3560	28000.	105	42118	No
159	GOM_NL__2PRFIN20100321_110247_000000432087_00481_42118_0356.N1	21-MAR-2010 11:02:47	Straylight	42.500	64	Gam Cen	2.2000	10600.	85	42118	No
160	GOM_NL__2PRFIN20100321_110508_000000472087_00481_42118_0357.N1	21-MAR-2010 11:05:08	Straylight	46.500	123	lot Cen	2.7500	10200.	93	42118	No

161	GOM_NL__2PRFIN20100321_111034_000000522087_00481_42118_0358.N1	21-MAR-2010 11:10:34	Straylight	51.500	106	9Bet Crv	2.6480	5600.0	103	42118	No
162	GOM_NL__2PRFIN20100321_111245_000000462087_00481_42118_0359.N1	21-MAR-2010 11:12:45	Twilight_stray	45.500	100	4Gam Crv	2.5800	13100.	91	42118	No
163	GOM_NL__2PRFIN20100321_112319_000000442087_00481_42118_0360.N1	21-MAR-2010 11:23:19	Bright	43.500	62	94Bet Leo	2.1360	9700.0	87	42118	No
164	GOM_NL__2PRFIN20100321_113138_000000402087_00481_42118_0361.N1	21-MAR-2010 11:31:38	Bright	40.000	174	52Psi UMa	3.0040	4400.0	80	42118	No
165	GOM_NL__2PRFIN20100321_113453_000000392087_00481_42118_0362.N1	21-MAR-2010 11:34:53	Bright	38.500	82	48Bet UMa	2.3650	10600.	77	42118	No
166	GOM_NL__2PRFIN20100321_113624_000000402087_00481_42118_0363.N1	21-MAR-2010 11:36:24	Bright	39.500	36	50Alp UMa	1.8000	6300.0	79	42118	No
167	GOM_NL__2PRFIN20100321_113829_000000472087_00481_42118_0364.N1	21-MAR-2010 11:38:29	Bright	46.500	55	79Zet UMa	2.0600	10200.	93	42118	No
168	GOM_NL__2PRFIN20100321_114318_000000402087_00481_42118_0365.N1	21-MAR-2010 11:43:18	Bright	39.500	60	7Bet UMi	2.0810	3950.0	79	42118	No
169	GOM_NL__2PRFIN20100321_114702_000000482087_00481_42118_0366.N1	21-MAR-2010 11:47:02	Bright	47.500	119	14Eta Dra	2.7270	4700.0	95	42118	No
170	GOM_NL__2PRFIN20100321_115701_000000372087_00481_42118_0367.N1	21-MAR-2010 11:57:01	Bright	37.000	19	50Alp Cyg	1.2460	10500.	74	42118	No
171	GOM_NL__2PRFIN20100321_115836_000000412087_00481_42118_0368.N1	21-MAR-2010 11:58:36	Bright	41.000	66	37Gam Cyg	2.2080	5900.0	82	42118	No
172	GOM_NL__2PRFIN20100321_120024_000000372087_00481_42118_0369.N1	21-MAR-2010 12:00:24	Bright	37.000	92	53Eps Cyg	2.5000	4500.0	74	42118	No
173	GOM_NL__2PRFIN20100321_120910_000000552087_00481_42118_0370.N1	21-MAR-2010 12:09:10	Twilight_stray	54.500	11	53Alp Aql	0.76500	8000.0	109	42118	No
174	GOM_NL__2PRFIN20100321_121950_000000502087_00481_42118_0371.N1	21-MAR-2010 12:19:50	Dark	49.500	155	41Pi Sgr	2.9000	6600.0	99	42118	No
175	GOM_NL__2PRFIN20100321_122156_000000522087_00481_42118_0372.N1	21-MAR-2010 12:21:56	Dark	51.500	57	34Sig Sgr	2.0660	26000.	103	42118	No
176	GOM_NL__2PRFIN20100321_122337_000000542087_00481_42118_0373.N1	21-MAR-2010 12:23:37	Dark	53.500	137	22Lam Sgr	2.8240	4400.0	107	42118	No
177	GOM_NL__2PRFIN20100321_122530_000000482087_00481_42118_0374.N1	21-MAR-2010 12:25:30	Dark	47.500	38	20Eps Sgr	1.8360	11000.	95	42118	No
178	GOM_NL__2PRFIN20100321_123107_000000442087_00482_42119_0370.N1	21-MAR-2010 12:31:07	Dark	43.500	141	Bet Ara	2.8400	4600.0	87	42119	No
179	GOM_NL__2PRFIN20100321_123439_000000402087_00482_42119_0371.N1	21-MAR-2010 12:34:39	Dark	39.500	134	Bet TrA	2.8100	6600.0	79	42119	No
180	GOM_NL__2PRFIN20100321_123722_000000432087_00482_42119_0372.N1	21-MAR-2010 12:37:22	Dark	42.500	4	Alp1Cen	-0.010000	5800.0	85	42119	No
181	GOM_NL__2PRFIN20100321_123937_000000502087_00482_42119_0373.N1	21-MAR-2010 12:39:37	Dark	50.000	78	Alp Lup	2.3040	28000.	100	42119	No
182	GOM_NL__2PRFIN20100321_124109_000000482087_00482_42119_0374.N1	21-MAR-2010 12:41:09	Straylight	48.000	81	Eta Cen	2.3560	28000.	96	42119	No
183	GOM_NL__2PRFIN20100321_124323_000000432087_00482_42119_0375.N1	21-MAR-2010 12:43:23	Straylight	43.000	64	Gam Cen	2.2000	10600.	86	42119	No
184	GOM_NL__2PRFIN20100321_124544_000000492087_00482_42119_0376.N1	21-MAR-2010 12:45:44	Straylight	48.500	123	Iot Cen	2.7500	10200.	97	42119	No
185	GOM_NL__2PRFIN20100321_125111_000000522087_00482_42119_0377.N1	21-MAR-2010 12:51:11	Straylight	51.500	106	9Bet Crv	2.6480	5600.0	103	42119	No
186	GOM_NL__2PRFIN20100321_125321_000000462087_00482_42119_0378.N1	21-MAR-2010 12:53:21	Twilight_stray	45.500	100	4Gam Crv	2.5800	13100.	91	42119	No
187	GOM_NL__2PRFIN20100321_130355_000000452087_00482_42119_0379.N1	21-MAR-2010 13:03:55	Bright	44.500	62	94Bet Leo	2.1360	9700.0	89	42119	No
188	GOM_NL__2PRFIN20100321_131213_000000402087_00482_42119_0380.N1	21-MAR-2010 13:12:13	Bright	40.000	174	52Psi UMa	3.0040	4400.0	80	42119	No
189	GOM_NL__2PRFIN20100321_131529_000000382087_00482_42119_0381.N1	21-MAR-2010 13:15:29	Bright	38.000	82	48Bet UMa	2.3650	10600.	76	42119	No
190	GOM_NL__2PRFIN20100321_131700_000000542087_00482_42119_0382.N1	21-MAR-2010 13:17:00	Bright	53.500	36	50Alp UMa	1.8000	6300.0	107	42119	No
191	GOM_NL__2PRFIN20100321_131904_000000612087_00482_42119_0383.N1	21-MAR-2010 13:19:04	Bright	60.500	55	79Zet UMa	2.0600	10200.	121	42119	No
192	GOM_NL__2PRFIN20100321_132353_000000412087_00482_42119_0384.N1	21-MAR-2010 13:23:53	Bright	40.500	60	7Bet UMi	2.0810	3950.0	81	42119	No
193	GOM_NL__2PRFIN20100321_132738_000000502087_00482_42119_0385.N1	21-MAR-2010 13:27:38	Bright	49.500	119	14Eta Dra	2.7270	4700.0	99	42119	No
194	GOM_NL__2PRFIN20100321_133737_000000362087_00482_42119_0386.N1	21-MAR-2010 13:37:37	Bright	35.500	19	50Alp Cyg	1.2460	10500.	71	42119	No
195	GOM_NL__2PRFIN20100321_133912_000000412087_00482_42119_0387.N1	21-MAR-2010 13:39:12	Bright	40.500	66	37Gam Cyg	2.2080	5900.0	81	42119	No
196	GOM_NL__2PRFIN20100321_134100_000000372087_00482_42119_0388.N1	21-MAR-2010 13:41:00	Bright	36.500	92	53Eps Cyg	2.5000	4500.0	73	42119	No
197	GOM_NL__2PRFIN20100321_134946_000000552087_00482_42119_0389.N1	21-MAR-2010 13:49:46	Twilight_stray	55.000	11	53Alp Aql	0.76500	8000.0	110	42119	No
198	GOM_NL__2PRFIN20100321_140027_000000502087_00482_42119_0390.N1	21-MAR-2010 14:00:27	Dark	50.000	155	41Pi Sgr	2.9000	6600.0	100	42119	No
199	GOM_NL__2PRFIN20100321_140233_000000482087_00482_42119_0391.N1	21-MAR-2010 14:02:33	Dark	48.000	57	34Sig Sgr	2.0660	26000.	96	42119	No
200	GOM_NL__2PRFIN20100321_140414_000000602087_00482_42119_0392.N1	21-MAR-2010 14:04:14	Dark	60.000	137	22Lam Sgr	2.8240	4400.0	120	42119	No
201	GOM_NL__2PRFIN20100321_140607_000000512087_00482_42119_0393.N1	21-MAR-2010 14:06:07	Dark	51.000	38	20Eps Sgr	1.8360	11000.	102	42119	No
202	GOM_NL__2PRFIN20100321_141143_000000462087_00483_42120_0378.N1	21-MAR-2010 14:11:43	Dark	45.500	141	Bet Ara	2.8400	4600.0	91	42120	No
203	GOM_NL__2PRFIN20100321_141515_000000402087_00483_42120_0379.N1	21-MAR-2010 14:15:15	Dark	39.500	134	Bet TrA	2.8100	6600.0	79	42120	No
204	GOM_NL__2PRFIN20100321_141759_000000452087_00483_42120_0380.N1	21-MAR-2010 14:17:59	Dark	45.000	4	Alp1Cen	-0.010000	5800.0	90	42120	No
205	GOM_NL__2PRFIN20100321_142014_000000452087_00483_42120_0381.N1	21-MAR-2010 14:20:14	Dark	44.500	78	Alp Lup	2.3040	28000.	89	42120	No
206	GOM_NL__2PRFIN20100321_142146_000000472087_00483_42120_0382.N1	21-MAR-2010 14:21:46	Straylight	47.000	81	Eta Cen	2.3560	28000.	94	42120	No
207	GOM_NL__2PRFIN20100321_142400_000000432087_00483_42120_0383.N1	21-MAR-2010 14:24:00	Straylight	43.000	64	Gam Cen	2.2000	10600.	86	42120	No
208	GOM_NL__2PRFIN20100321_142621_000000462087_00483_42120_0384.N1	21-MAR-2010 14:26:21	Straylight	46.000	123	Iot Cen	2.7500	10200.	92	42120	No
209	GOM_NL__2PRFIN20100321_143147_000000502087_00483_42120_0385.N1	21-MAR-2010 14:31:47	Straylight	49.500	106	9Bet Crv	2.6480	5600.0	99	42120	No
210	GOM_NL__2PRFIN20100321_143357_000000462087_00483_42120_0386.N1	21-MAR-2010 14:33:57	Twilight_stray	45.500	100	4Gam Crv	2.5800	13100.	91	42120	No
211	GOM_NL__2PRFIN20100321_144431_000000592087_00483_42120_0387.N1	21-MAR-2010 14:44:31	Bright	59.000	62	94Bet Leo	2.1360	9700.0	118	42120	No
212	GOM_NL__2PRFIN20100321_145249_000000412087_00483_42120_0388.N1	21-MAR-2010 14:52:49	Bright	40.500	174	52Psi UMa	3.0040	4400.0	81	42120	No
213	GOM_NL__2PRFIN20100321_145605_000000382087_00483_42120_0389.N1	21-MAR-2010 14:56:05	Bright	38.000	82	48Bet UMa	2.3650	10600.	76	42120	No
214	GOM_NL__2PRFIN20100321_145736_000000392087_00483_42120_0390.N1	21-MAR-2010 14:57:36	Bright	39.000	36	50Alp UMa	1.8000	6300.0	78	42120	No
215	GOM_NL__2PRFIN20100321_145939_000000472087_00483_42120_0391.N1	21-MAR-2010 14:59:39	Bright	47.000	55	79Zet UMa	2.0600	10200.	94	42120	No
216	GOM_NL__2PRFIN20100321_150429_000000412087_00483_42120_0392.N1	21-MAR-2010 15:04:29	Bright	40.500	60	7Bet UMi	2.0810	3950.0	81	42120	No
217	GOM_NL__2PRFIN20100321_150813_000000492087_00483_42120_0393.N1	21-MAR-2010 15:08:13	Bright	49.000	119	14Eta Dra	2.7270	4700.0	98	42120	No
218	GOM_NL__2PRFIN20100321_151813_000000382087_00483_42120_0394.N1	21-MAR-2010 15:18:13	Bright	38.000	19	50Alp Cyg	1.2460	10500.	76	42120	No
219	GOM_NL__2PRFIN20100321_151949_000000382087_00483_42120_0395.N1	21-MAR-2010 15:19:49	Bright	37.500	66	37Gam Cyg	2.2080	5900.0	75	42120	No

220	GOM_NL__2PRFIN20100321_152136_000000392087_00483_42120_0396.N1	21-MAR-2010 15:21:36	Bright	38.500	92	53Eps Cyg	2.5000	4500.0	77	42120	No
221	GOM_NL__2PRFIN20100321_153022_000000562087_00483_42120_0397.N1	21-MAR-2010 15:30:22	Twilight	56.000	11	53Alp Aql	0.76500	8000.0	112	42120	No
222	GOM_NL__2PRFIN20100321_154103_000000502087_00483_42120_0398.N1	21-MAR-2010 15:41:03	Dark	49.500	155	41Pi Sgr	2.9000	6600.0	99	42120	No
223	GOM_NL__2PRFIN20100321_154311_000000472087_00483_42120_0399.N1	21-MAR-2010 15:43:11	Dark	47.000	57	34Sig Sgr	2.0660	26000.	94	42120	No
224	GOM_NL__2PRFIN20100321_154451_000000532087_00483_42120_0400.N1	21-MAR-2010 15:44:51	Dark	53.000	137	22Lam Sgr	2.8240	4400.0	106	42120	No
225	GOM_NL__2PRFIN20100321_154644_000000492087_00483_42120_0401.N1	21-MAR-2010 15:46:44	Dark	49.000	38	20Eps Sgr	1.8360	11000.	98	42120	No
226	GOM_NL__2PRFIN20100321_155220_000000422087_00484_42121_0386.N1	21-MAR-2010 15:52:20	Dark	42.000	141	Bet Ara	2.8400	4600.0	84	42121	No
227	GOM_NL__2PRFIN20100321_155552_000000422087_00484_42121_0387.N1	21-MAR-2010 15:55:52	Dark	41.500	134	Bet TrA	2.8100	6600.0	83	42121	No
228	GOM_NL__2PRFIN20100321_155835_000000452087_00484_42121_0388.N1	21-MAR-2010 15:58:35	Dark	44.500	4	Alp1Cen	-0.010000	5800.0	89	42121	No
229	GOM_NL__2PRFIN20100321_160051_000000462087_00484_42121_0389.N1	21-MAR-2010 16:00:51	Dark	45.500	78	Alp Lup	2.3040	28000.	91	42121	No
230	GOM_NL__2PRFIN20100321_160222_000000522087_00484_42121_0390.N1	21-MAR-2010 16:02:22	Straylight	52.000	81	Eta Cen	2.3560	28000.	104	42121	No
231	GOM_NL__2PRFIN20100321_160436_000000402087_00484_42121_0391.N1	21-MAR-2010 16:04:36	Straylight	40.000	64	Gam Cen	2.2000	10600.	80	42121	No
232	GOM_NL__2PRFIN20100321_160657_000000472087_00484_42121_0392.N1	21-MAR-2010 16:06:57	Straylight	46.500	123	lot Cen	2.7500	10200.	93	42121	No
233	GOM_NL__2PRFIN20100321_161223_000000522087_00484_42121_0393.N1	21-MAR-2010 16:12:23	Straylight	52.000	106	9Bet Crv	2.6480	5600.0	104	42121	No
234	GOM_NL__2PRFIN20100321_161433_000000462087_00484_42121_0394.N1	21-MAR-2010 16:14:33	Twilight	46.000	100	4Gam Crv	2.5800	13100.	92	42121	No
235	GOM_NL__2PRFIN20100321_162506_000000442087_00484_42121_0395.N1	21-MAR-2010 16:25:06	Bright	44.000	62	94Bet Leo	2.1360	9700.0	88	42121	No
236	GOM_NL__2PRFIN20100321_163325_000000402087_00484_42121_0396.N1	21-MAR-2010 16:33:25	Bright	39.500	174	52Psi UMa	3.0040	4400.0	79	42121	No
237	GOM_NL__2PRFIN20100321_163640_000000392087_00484_42121_0397.N1	21-MAR-2010 16:36:40	Bright	38.500	82	48Bet UMa	2.3650	10600.	77	42121	No
238	GOM_NL__2PRFIN20100321_163811_000000392087_00484_42121_0398.N1	21-MAR-2010 16:38:11	Bright	38.500	36	50Alp UMa	1.8000	6300.0	77	42121	No
239	GOM_NL__2PRFIN20100321_164014_000000482087_00484_42121_0399.N1	21-MAR-2010 16:40:14	Bright	47.500	55	79Zet UMa	2.0600	10200.	95	42121	No
240	GOM_NL__2PRFIN20100321_164505_000000412087_00484_42121_0400.N1	21-MAR-2010 16:45:05	Bright	41.000	60	7Bet UMi	2.0810	3950.0	82	42121	No
241	GOM_NL__2PRFIN20100321_164849_000000502087_00484_42121_0401.N1	21-MAR-2010 16:48:49	Bright	50.000	119	14Eta Dra	2.7270	4700.0	100	42121	No
242	GOM_NL__2PRFIN20100321_165849_000000382087_00484_42121_0402.N1	21-MAR-2010 16:58:49	Bright	37.500	19	50Alp Cyg	1.2460	10500.	75	42121	No
243	GOM_NL__2PRFIN20100321_170024_000000412087_00484_42121_0403.N1	21-MAR-2010 17:00:24	Bright	40.500	66	37Gam Cyg	2.2080	5900.0	81	42121	No
244	GOM_NL__2PRFIN20100321_170212_000000382087_00484_42121_0404.N1	21-MAR-2010 17:02:12	Bright	38.000	92	53Eps Cyg	2.5000	4500.0	76	42121	No
245	GOM_NL__2PRFIN20100321_171059_000000632087_00484_42121_0405.N1	21-MAR-2010 17:10:59	Twilight	63.000	11	53Alp Aql	0.76500	8000.0	126	42121	No
246	GOM_NL__2PRFIN20100321_172141_000000482087_00484_42121_0406.N1	21-MAR-2010 17:21:41	Dark	48.000	155	41Pi Sgr	2.9000	6600.0	96	42121	No
247	GOM_NL__2PRFIN20100321_172347_000000482087_00484_42121_0407.N1	21-MAR-2010 17:23:47	Dark	48.000	57	34Sig Sgr	2.0660	26000.	96	42121	No
248	GOM_NL__2PRFIN20100321_172528_000000572087_00484_42121_0408.N1	21-MAR-2010 17:25:28	Dark	56.500	137	22Lam Sgr	2.8240	4400.0	113	42121	No
249	GOM_NL__2PRFIN20100321_172721_000000482087_00484_42121_0409.N1	21-MAR-2010 17:27:21	Dark	48.000	38	20Eps Sgr	1.8360	11000.	96	42121	No
250	GOM_NL__2PRFIN20100321_173257_000000422087_00485_42122_0395.N1	21-MAR-2010 17:32:57	Dark	42.000	141	Bet Ara	2.8400	4600.0	84	42122	No
251	GOM_NL__2PRFIN20100321_173628_000000412087_00485_42122_0396.N1	21-MAR-2010 17:36:28	Dark	40.500	134	Bet TrA	2.8100	6600.0	81	42122	No
252	GOM_NL__2PRFIN20100321_173912_000000472087_00485_42122_0397.N1	21-MAR-2010 17:39:12	Dark	46.500	4	Alp1Cen	-0.010000	5800.0	93	42122	No
253	GOM_NL__2PRFIN20100321_174127_000000462087_00485_42122_0398.N1	21-MAR-2010 17:41:27	Dark	45.500	78	Alp Lup	2.3040	28000.	91	42122	No
254	GOM_NL__2PRFIN20100321_174259_000000542087_00485_42122_0399.N1	21-MAR-2010 17:42:59	Straylight	54.000	81	Eta Cen	2.3560	28000.	108	42122	No
255	GOM_NL__2PRFIN20100321_174513_000000442087_00485_42122_0400.N1	21-MAR-2010 17:45:13	Straylight	44.000	64	Gam Cen	2.2000	10600.	88	42122	No
256	GOM_NL__2PRFIN20100321_174734_000000482087_00485_42122_0401.N1	21-MAR-2010 17:47:34	Straylight	47.500	123	lot Cen	2.7500	10200.	95	42122	No
257	GOM_NL__2PRFIN20100321_175220_000000282087_00485_42122_0402.N1	21-MAR-2010 17:52:20	Straylight	28.000	169	46Gam Hya	2.9910	4700.0	56	42122	No
258	GOM_NL__2PRFIN20100321_175333_000000492087_00485_42122_0403.N1	21-MAR-2010 17:53:33	Straylight	48.500	171	2Eps Crv	3.0010	4250.0	97	42122	No
259	GOM_NL__2PRFIN20100321_175509_000000492087_00485_42122_0404.N1	21-MAR-2010 17:55:09	Twilight	49.000	100	4Gam Crv	2.5800	13100.	98	42122	No
260	GOM_NL__2PRFIN20100321_180542_000000432087_00485_42122_0405.N1	21-MAR-2010 18:05:42	Bright	43.000	62	94Bet Leo	2.1360	9700.0	86	42122	No
261	GOM_NL__2PRFIN20100321_181400_000000562087_00485_42122_0406.N1	21-MAR-2010 18:14:00	Bright	56.000	174	52Psi UMa	3.0040	4400.0	112	42122	No
262	GOM_NL__2PRFIN20100321_181716_000000382087_00485_42122_0407.N1	21-MAR-2010 18:17:16	Bright	37.500	82	48Bet UMa	2.3650	10600.	75	42122	No
263	GOM_NL__2PRFIN20100321_181847_000000372087_00485_42122_0408.N1	21-MAR-2010 18:18:47	Bright	36.500	36	50Alp UMa	1.8000	6300.0	73	42122	No
264	GOM_NL__2PRFIN20100321_182049_000000452087_00485_42122_0409.N1	21-MAR-2010 18:20:49	Bright	45.000	55	79Zet UMa	2.0600	10200.	90	42122	No
265	GOM_NL__2PRFIN20100321_182540_000000442087_00485_42122_0410.N1	21-MAR-2010 18:25:40	Bright	43.500	60	7Bet UMi	2.0810	3950.0	87	42122	No
266	GOM_NL__2PRFIN20100321_182924_000000482087_00485_42122_0411.N1	21-MAR-2010 18:29:24	Bright	48.000	119	14Eta Dra	2.7270	4700.0	96	42122	No
267	GOM_NL__2PRFIN20100321_183925_000000402087_00485_42122_0412.N1	21-MAR-2010 18:39:25	Bright	39.500	19	50Alp Cyg	1.2460	10500.	79	42122	No
268	GOM_NL__2PRFIN20100321_184100_000000382087_00485_42122_0413.N1	21-MAR-2010 18:41:00	Bright	37.500	66	37Gam Cyg	2.2080	5900.0	75	42122	No
269	GOM_NL__2PRFIN20100321_184248_000000392087_00485_42122_0414.N1	21-MAR-2010 18:42:48	Bright	38.500	92	53Eps Cyg	2.5000	4500.0	77	42122	No
270	GOM_NL__2PRFIN20100321_185136_000000542087_00485_42122_0415.N1	21-MAR-2010 18:51:36	Twilight	54.000	11	53Alp Aql	0.76500	8000.0	108	42122	No
271	GOM_NL__2PRFIN20100321_190218_000000472087_00485_42122_0416.N1	21-MAR-2010 19:02:18	Dark	47.000	155	41Pi Sgr	2.9000	6600.0	94	42122	No
272	GOM_NL__2PRFIN20100321_190424_000000502087_00485_42122_0417.N1	21-MAR-2010 19:04:24	Dark	49.500	57	34Sig Sgr	2.0660	26000.	99	42122	No
273	GOM_NL__2PRFIN20100321_190605_000000642087_00485_42122_0418.N1	21-MAR-2010 19:06:05	Dark	64.000	137	22Lam Sgr	2.8240	4400.0	128	42122	No
274	GOM_NL__2PRFIN20100321_190758_000000572087_00485_42122_0419.N1	21-MAR-2010 19:07:58	Dark	56.500	38	20Eps Sgr	1.8360	11000.	113	42122	No
275	GOM_NL__2PRFIN20100321_191333_000000472087_00486_42123_0421.N1	21-MAR-2010 19:13:33	Dark	47.000	141	Bet Ara	2.8400	4600.0	94	42123	No
276	GOM_NL__2PRFIN20100321_191705_000000392087_00486_42123_0422.N1	21-MAR-2010 19:17:05	Dark	39.000	134	Bet TrA	2.8100	6600.0	78	42123	No
277	GOM_NL__2PRFIN20100321_191948_000000412087_00486_42123_0423.N1	21-MAR-2010 19:19:48	Dark	41.000	4	Alp1Cen	-0.010000	5800.0	82	42123	No
278	GOM_NL__2PRFIN20100321_192204_000000462087_00486_42123_0424.N1	21-MAR-2010 19:22:04	Dark	46.000	78	Alp Lup	2.3040	28000.	92	42123	No

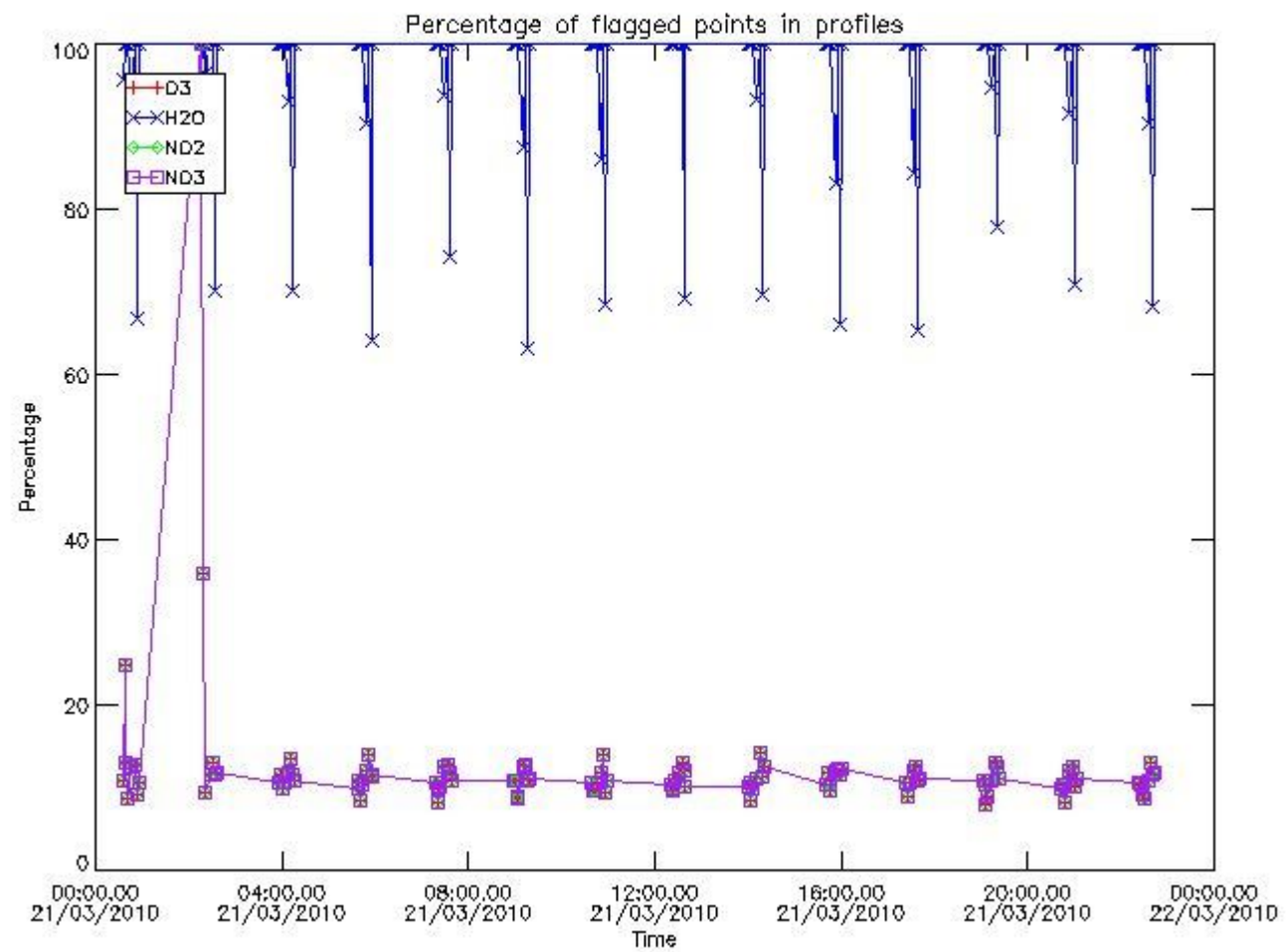
279	GOM_NL__2PRFIN20100321_192336_000000512087_00486_42123_0425.N1	21-MAR-2010 19:23:36	Straylight	51.000	81	Eta Cen	2.3560	28000.	102	42123	No
280	GOM_NL__2PRFIN20100321_192549_000000442087_00486_42123_0426.N1	21-MAR-2010 19:25:49	Straylight	44.000	64	Gam Cen	2.2000	10600.	88	42123	No
281	GOM_NL__2PRFIN20100321_192810_000000502087_00486_42123_0427.N1	21-MAR-2010 19:28:10	Straylight	49.500	123	lot Cen	2.7500	10200.	99	42123	No
282	GOM_NL__2PRFIN20100321_193256_000000282087_00486_42123_0428.N1	21-MAR-2010 19:32:56	Straylight	28.000	169	46Gam Hya	2.9910	4700.0	56	42123	No
283	GOM_NL__2PRFIN20100321_193409_000000472087_00486_42123_0429.N1	21-MAR-2010 19:34:09	Straylight	46.500	171	2Eps Crv	3.0010	4250.0	93	42123	No
284	GOM_NL__2PRFIN20100321_193545_000000482087_00486_42123_0430.N1	21-MAR-2010 19:35:45	Tw_i_and_stray	47.500	100	4Gam Crv	2.5800	13100.	95	42123	No
285	GOM_NL__2PRFIN20100321_194618_000000442087_00486_42123_0431.N1	21-MAR-2010 19:46:18	Bright	43.500	62	94Bet Leo	2.1360	9700.0	87	42123	No
286	GOM_NL__2PRFIN20100321_195436_000000402087_00486_42123_0432.N1	21-MAR-2010 19:54:36	Bright	40.000	174	52Psi UMa	3.0040	4400.0	80	42123	No
287	GOM_NL__2PRFIN20100321_195752_000000552087_00486_42123_0433.N1	21-MAR-2010 19:57:52	Bright	55.000	82	48Bet UMa	2.3650	10600.	110	42123	No
288	GOM_NL__2PRFIN20100321_195923_000000392087_00486_42123_0434.N1	21-MAR-2010 19:59:23	Bright	38.500	36	50Alp UMa	1.8000	6300.0	77	42123	No
289	GOM_NL__2PRFIN20100321_200125_000000452087_00486_42123_0435.N1	21-MAR-2010 20:01:25	Bright	44.500	55	79Zet UMa	2.0600	10200.	89	42123	No
290	GOM_NL__2PRFIN20100321_200616_000000442087_00486_42123_0436.N1	21-MAR-2010 20:06:16	Bright	43.500	60	7Bet UMi	2.0810	3950.0	87	42123	No
291	GOM_NL__2PRFIN20100321_200959_000000512087_00486_42123_0437.N1	21-MAR-2010 20:09:59	Bright	50.500	119	14Eta Dra	2.7270	4700.0	101	42123	No
292	GOM_NL__2PRFIN20100321_202001_000000372087_00486_42123_0438.N1	21-MAR-2010 20:20:01	Bright	36.500	19	50Alp Cyg	1.2460	10500.	73	42123	No
293	GOM_NL__2PRFIN20100321_202136_000000382087_00486_42123_0439.N1	21-MAR-2010 20:21:36	Bright	37.500	66	37Gam Cyg	2.2080	5900.0	75	42123	No
294	GOM_NL__2PRFIN20100321_202324_000000372087_00486_42123_0440.N1	21-MAR-2010 20:23:24	Bright	36.500	92	53Eps Cyg	2.5000	4500.0	73	42123	No
295	GOM_NL__2PRFIN20100321_203212_000000562087_00486_42123_0441.N1	21-MAR-2010 20:32:12	Tw_i_and_stray	55.500	11	53Alp Aql	0.76500	8000.0	111	42123	No
296	GOM_NL__2PRFIN20100321_204254_000000522087_00486_42123_0442.N1	21-MAR-2010 20:42:54	Dark	51.500	155	41Pi Sgr	2.9000	6600.0	103	42123	No
297	GOM_NL__2PRFIN20100321_204501_000000552087_00486_42123_0443.N1	21-MAR-2010 20:45:01	Dark	54.500	57	34Sig Sgr	2.0660	26000.	109	42123	No
298	GOM_NL__2PRFIN20100321_204643_000000632087_00486_42123_0444.N1	21-MAR-2010 20:46:43	Dark	63.000	137	22Lam Sgr	2.8240	4400.0	126	42123	No
299	GOM_NL__2PRFIN20100321_204835_000000492087_00486_42123_0445.N1	21-MAR-2010 20:48:35	Dark	49.000	38	20Eps Sgr	1.8360	11000.	98	42123	No
300	GOM_NL__2PRFIN20100321_205410_000000422087_00487_42124_0426.N1	21-MAR-2010 20:54:10	Dark	42.000	141	Bet Ara	2.8400	4600.0	84	42124	No
301	GOM_NL__2PRFIN20100321_205741_000000412087_00487_42124_0427.N1	21-MAR-2010 20:57:41	Dark	41.000	134	Bet TrA	2.8100	6600.0	82	42124	No
302	GOM_NL__2PRFIN20100321_210024_000000502087_00487_42124_0428.N1	21-MAR-2010 21:00:24	Dark	50.000	4	Alp1Cen	-0.010000	5800.0	100	42124	No
303	GOM_NL__2PRFIN20100321_210241_000000462087_00487_42124_0429.N1	21-MAR-2010 21:02:41	Dark	46.000	78	Alp Lup	2.3040	28000.	92	42124	No
304	GOM_NL__2PRFIN20100321_210413_000000542087_00487_42124_0430.N1	21-MAR-2010 21:04:13	Straylight	53.500	81	Eta Cen	2.3560	28000.	107	42124	No
305	GOM_NL__2PRFIN20100321_210625_000000442087_00487_42124_0431.N1	21-MAR-2010 21:06:25	Straylight	43.500	64	Gam Cen	2.2000	10600.	87	42124	No
306	GOM_NL__2PRFIN20100321_210846_000000492087_00487_42124_0432.N1	21-MAR-2010 21:08:46	Straylight	48.500	123	lot Cen	2.7500	10200.	97	42124	No
307	GOM_NL__2PRFIN20100321_211333_000000332087_00487_42124_0433.N1	21-MAR-2010 21:13:33	Straylight	33.000	169	46Gam Hya	2.9910	4700.0	66	42124	No
308	GOM_NL__2PRFIN20100321_211446_000000472087_00487_42124_0434.N1	21-MAR-2010 21:14:46	Straylight	46.500	171	2Eps Crv	3.0010	4250.0	93	42124	No
309	GOM_NL__2PRFIN20100321_211621_000000492087_00487_42124_0435.N1	21-MAR-2010 21:16:21	Tw_i_and_stray	49.000	100	4Gam Crv	2.5800	13100.	98	42124	No
310	GOM_NL__2PRFIN20100321_212653_000000442087_00487_42124_0436.N1	21-MAR-2010 21:26:53	Bright	43.500	62	94Bet Leo	2.1360	9700.0	87	42124	No
311	GOM_NL__2PRFIN20100321_213512_000000412087_00487_42124_0437.N1	21-MAR-2010 21:35:12	Bright	40.500	174	52Psi UMa	3.0040	4400.0	81	42124	No
312	GOM_NL__2PRFIN20100321_213828_000000372087_00487_42124_0438.N1	21-MAR-2010 21:38:28	Bright	37.000	82	48Bet UMa	2.3650	10600.	74	42124	No
313	GOM_NL__2PRFIN20100321_213959_000000412087_00487_42124_0439.N1	21-MAR-2010 21:39:59	Bright	40.500	36	50Alp UMa	1.8000	6300.0	81	42124	No
314	GOM_NL__2PRFIN20100321_214200_000000472087_00487_42124_0440.N1	21-MAR-2010 21:42:00	Bright	46.500	55	79Zet UMa	2.0600	10200.	93	42124	No
315	GOM_NL__2PRFIN20100321_214651_000000432087_00487_42124_0441.N1	21-MAR-2010 21:46:51	Bright	42.500	60	7Bet UMi	2.0810	3950.0	85	42124	No
316	GOM_NL__2PRFIN20100321_215034_000000472087_00487_42124_0442.N1	21-MAR-2010 21:50:34	Bright	47.000	119	14Eta Dra	2.7270	4700.0	94	42124	No
317	GOM_NL__2PRFIN20100321_220037_000000382087_00487_42124_0443.N1	21-MAR-2010 22:00:37	Bright	38.000	19	50Alp Cyg	1.2460	10500.	76	42124	No
318	GOM_NL__2PRFIN20100321_220212_000000402087_00487_42124_0444.N1	21-MAR-2010 22:02:12	Bright	40.000	66	37Gam Cyg	2.2080	5900.0	80	42124	No
319	GOM_NL__2PRFIN20100321_220400_000000392087_00487_42124_0445.N1	21-MAR-2010 22:04:00	Bright	38.500	92	53Eps Cyg	2.5000	4500.0	77	42124	No
320	GOM_NL__2PRFIN20100321_221248_000000572087_00487_42124_0446.N1	21-MAR-2010 22:12:48	Tw_i_and_stray	56.500	11	53Alp Aql	0.76500	8000.0	113	42124	No
321	GOM_NL__2PRFIN20100321_222331_000000492087_00487_42124_0447.N1	21-MAR-2010 22:23:31	Dark	48.500	155	41Pi Sgr	2.9000	6600.0	97	42124	No
322	GOM_NL__2PRFIN20100321_222538_000000542087_00487_42124_0448.N1	21-MAR-2010 22:25:38	Dark	53.500	57	34Sig Sgr	2.0660	26000.	107	42124	No
323	GOM_NL__2PRFIN20100321_222720_000000562087_00487_42124_0449.N1	21-MAR-2010 22:27:20	Dark	56.000	137	22Lam Sgr	2.8240	4400.0	112	42124	No
324	GOM_NL__2PRFIN20100321_222912_000000592087_00487_42124_0450.N1	21-MAR-2010 22:29:12	Dark	58.500	38	20Eps Sgr	1.8360	11000.	117	42124	No
325	GOM_NL__2PRFIN20100321_223446_000000472087_00488_42125_0431.N1	21-MAR-2010 22:34:46	Dark	47.000	141	Bet Ara	2.8400	4600.0	94	42125	No
326	GOM_NL__2PRFIN20100321_223818_000000402087_00488_42125_0432.N1	21-MAR-2010 22:38:18	Dark	39.500	134	Bet TrA	2.8100	6600.0	79	42125	No
327	GOM_NL__2PRFIN20100321_224101_000000452087_00488_42125_0433.N1	21-MAR-2010 22:41:01	Dark	44.500	4	Alp1Cen	-0.010000	5800.0	89	42125	No
328	GOM_NL__2PRFIN20100321_224317_000000472087_00488_42125_0434.N1	21-MAR-2010 22:43:17	Dark	47.000	78	Alp Lup	2.3040	28000.	94	42125	No
329	GOM_NL__2PRFIN20100321_224449_000000522087_00488_42125_0435.N1	21-MAR-2010 22:44:49	Straylight	51.500	81	Eta Cen	2.3560	28000.	103	42125	No
330	GOM_NL__2PRFIN20100321_224701_000000442087_00488_42125_0436.N1	21-MAR-2010 22:47:01	Straylight	44.000	64	Gam Cen	2.2000	10600.	88	42125	No
331	GOM_NL__2PRFIN20100321_224923_000000502087_00488_42125_0437.N1	21-MAR-2010 22:49:23	Straylight	49.500	123	lot Cen	2.7500	10200.	99	42125	No
332	GOM_NL__2PRFIN20100321_225409_000000332087_00488_42125_0438.N1	21-MAR-2010 22:54:09	Straylight	33.000	169	46Gam Hya	2.9910	4700.0	66	42125	No
333	GOM_NL__2PRFIN20100321_225522_000000502087_00488_42125_0439.N1	21-MAR-2010 22:55:22	Straylight	49.500	171	2Eps Crv	3.0010	4250.0	99	42125	No
334	GOM_NL__2PRFIN20100321_225657_000000472087_00488_42125_0440.N1	21-MAR-2010 22:56:57	Tw_i_and_stray	47.000	100	4Gam Crv	2.5800	13100.	94	42125	No
335	GOM_NL__2PRFIN20100321_230729_000000432087_00488_42125_0441.N1	21-MAR-2010 23:07:29	Bright	43.000	62	94Bet Leo	2.1360	9700.0	86	42125	No
336	GOM_NL__2PRFIN20100321_231547_000000402087_00488_42125_0442.N1	21-MAR-2010 23:15:47	Bright	39.500	174	52Psi UMa	3.0040	4400.0	79	42125	No
337	GOM_NL__2PRFIN20100321_231903_000000382087_00488_42125_0443.N1	21-MAR-2010 23:19:03	Bright	37.500	82	48Bet UMa	2.3650	10600.	75	42125	No

338	GOM_NL__2PRFIN20100321_232034_000000432087_00488_42125_0444.N1	21-MAR-2010 23:20:34	Bright	42.500	36	50Alp UMa	1.8000	6300.0	85	42125	No
339	GOM_NL__2PRFIN20100321_232235_000000472087_00488_42125_0445.N1	21-MAR-2010 23:22:35	Bright	46.500	55	79Zet UMa	2.0600	10200.	93	42125	No
340	GOM_NL__2PRFIN20100321_232727_000000422087_00488_42125_0446.N1	21-MAR-2010 23:27:27	Bright	42.000	60	7Bet UMi	2.0810	3950.0	84	42125	No
341	GOM_NL__2PRFIN20100321_233110_000000502087_00488_42125_0447.N1	21-MAR-2010 23:31:10	Bright	50.000	119	14Eta Dra	2.7270	4700.0	100	42125	No
342	GOM_NL__2PRFIN20100321_234113_000000382087_00488_42125_0448.N1	21-MAR-2010 23:41:13	Bright	38.000	19	50Alp Cyg	1.2460	10500.	76	42125	No
343	GOM_NL__2PRFIN20100321_234248_000000412087_00488_42125_0449.N1	21-MAR-2010 23:42:48	Bright	41.000	66	37Gam Cyg	2.2080	5900.0	82	42125	No
344	GOM_NL__2PRFIN20100321_234436_000000412087_00488_42125_0450.N1	21-MAR-2010 23:44:36	Bright	40.500	92	53Eps Cyg	2.5000	4500.0	81	42125	No
345	GOM_NL__2PRFIN20100321_235325_000000532087_00488_42125_0451.N1	21-MAR-2010 23:53:25	Tw_i_and_stray	52.500	11	53Alp Aql	0.76500	8000.0	105	42125	No

3. Quality information per product

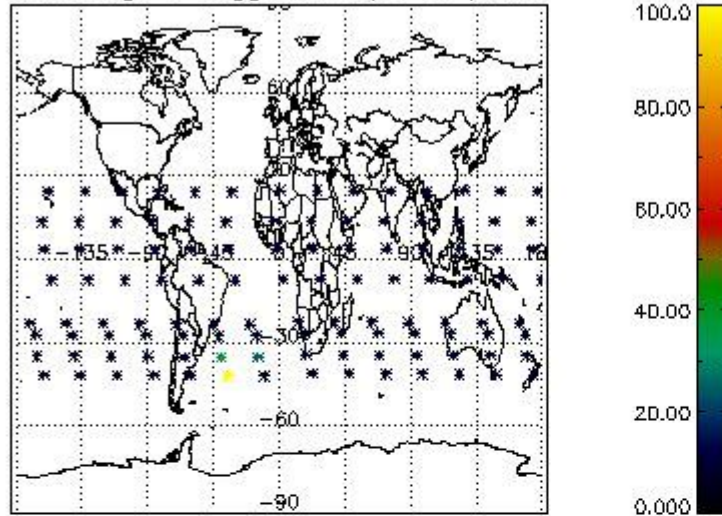
In this section it is plotted some information contained in the Quality Summary data set of the level 2 products. Only products in dark limb conditions and without errors (error flag in the MPH set to "0") are used.

3.1 Plot quality information per product (time dependant)

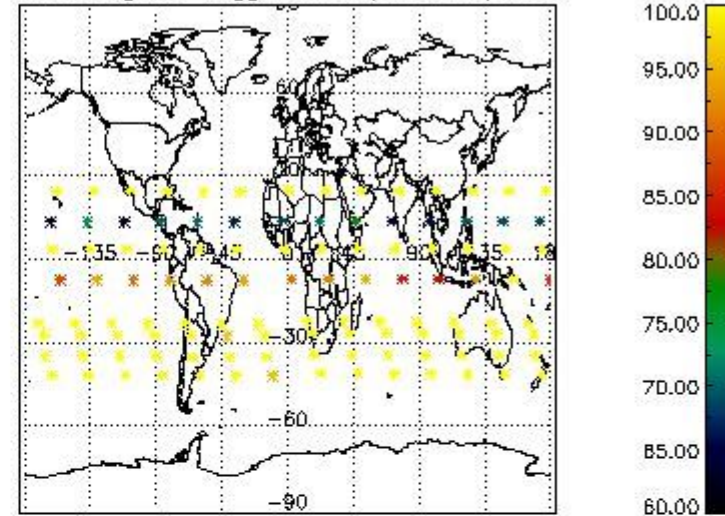


3.2 Plot quality information per product (world map)

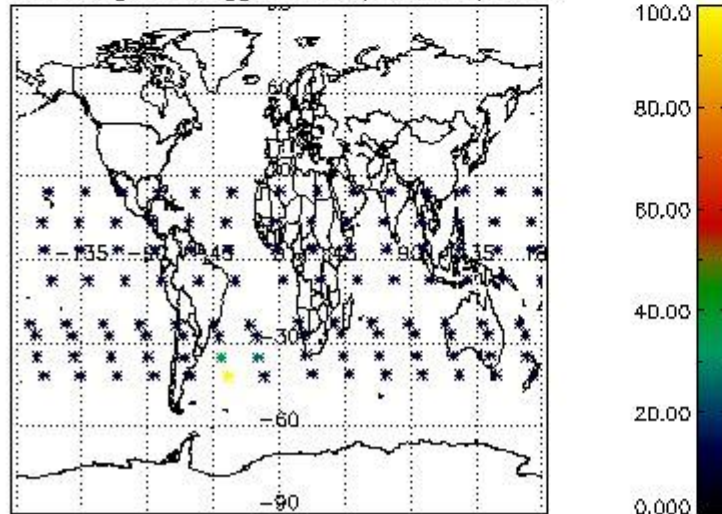
Percentage of flagged data per O3 profile



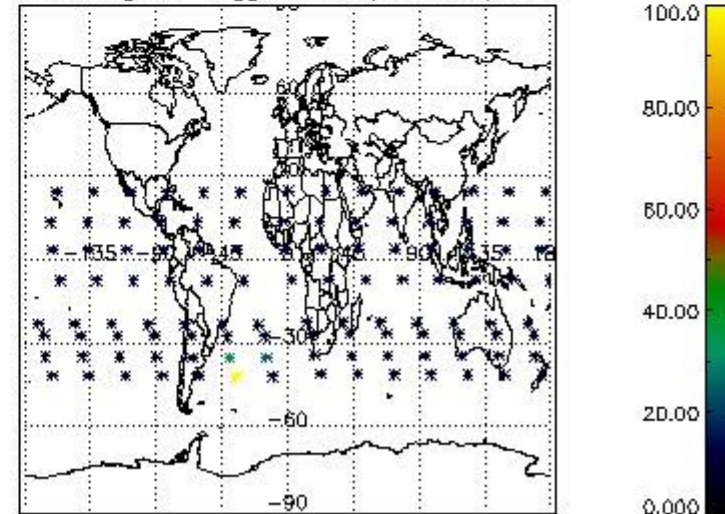
Percentage of flagged data per H2O profile



Percentage of flagged data per NO2 profile



Percentage of flagged data per NO3 profile

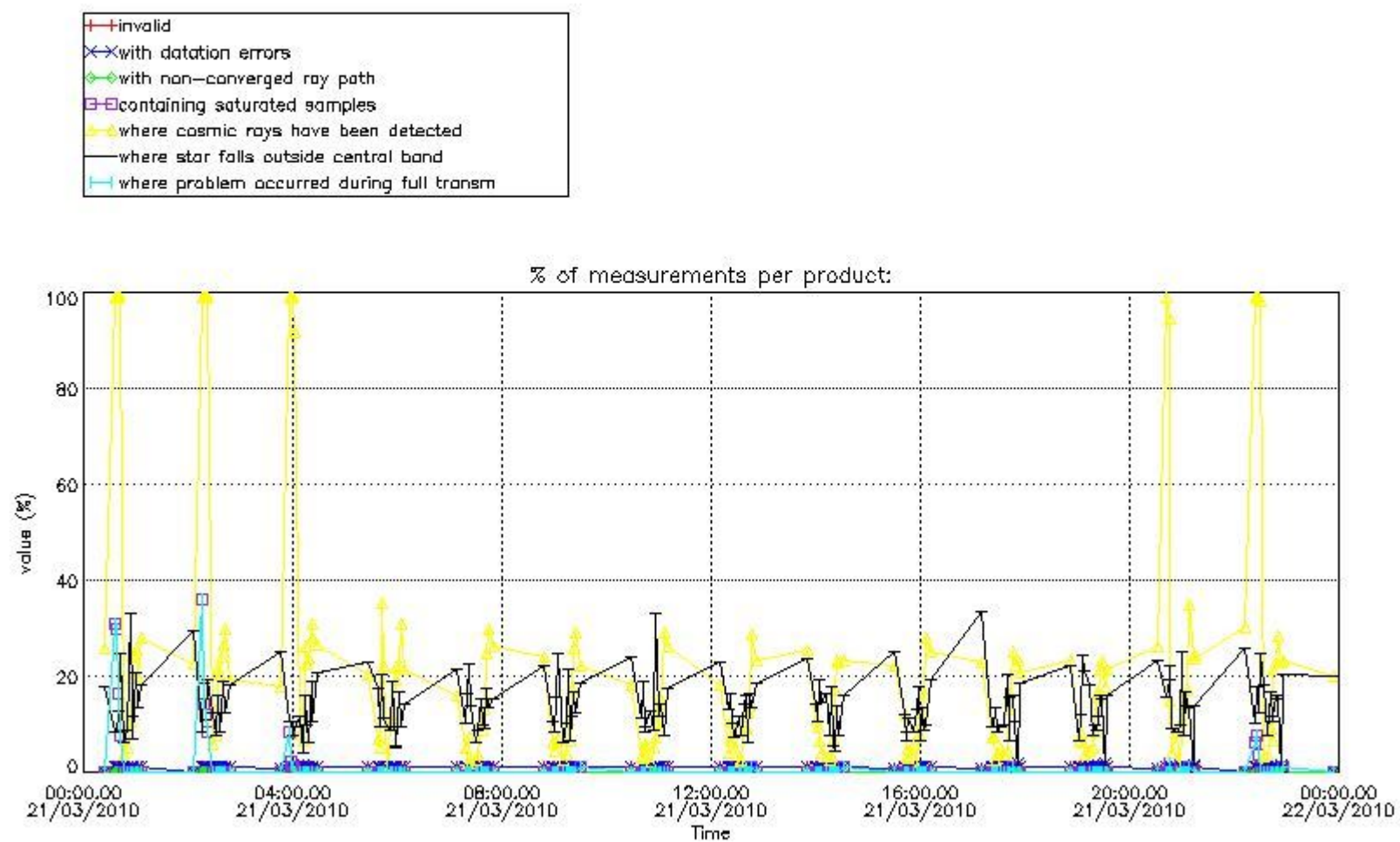


4. Level 1 quality information per product

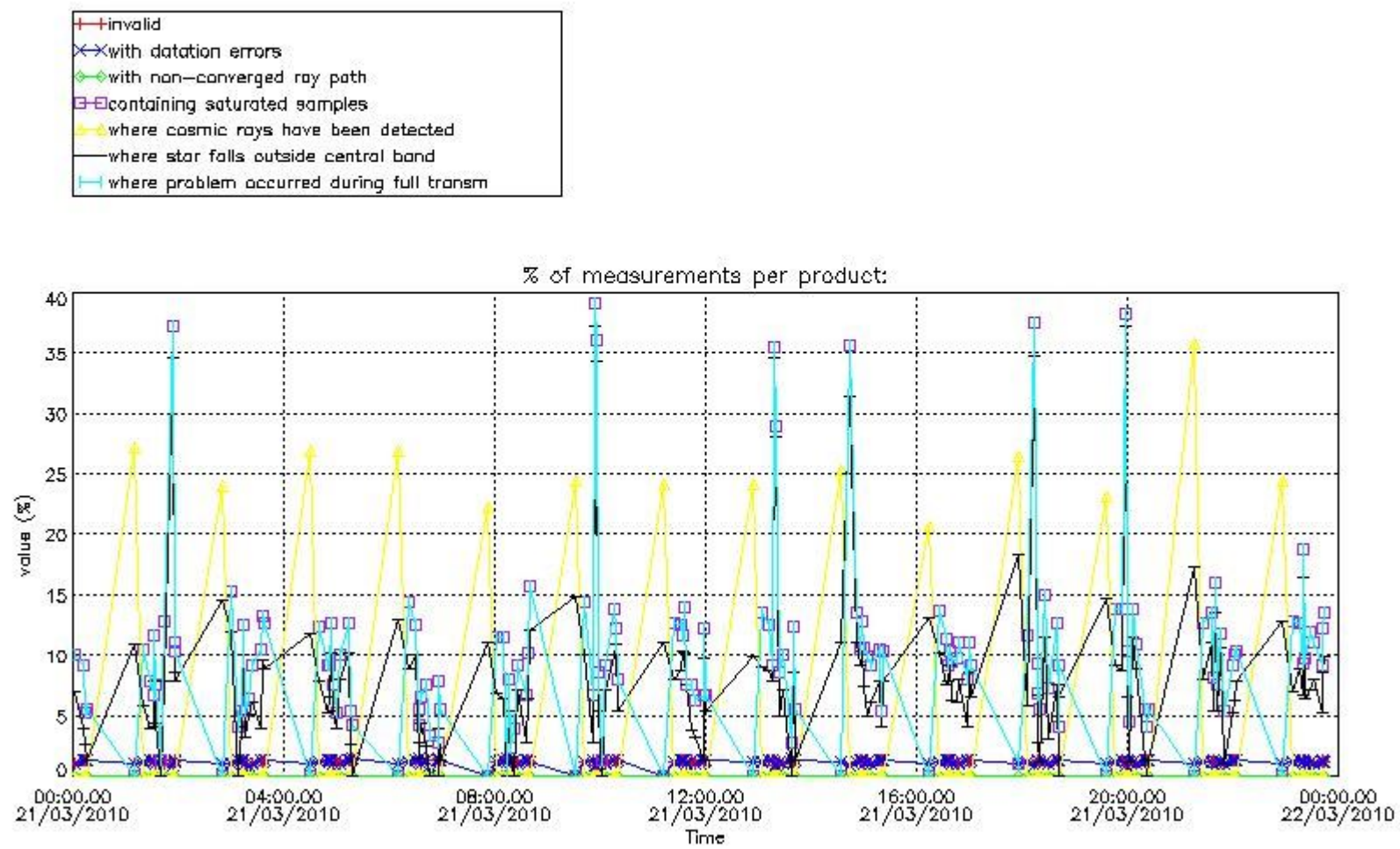
In this section it is plotted some information contained in the Quality Summary data set of the level 2 products that comes from the level 1b processing. Products without errors (error flag in the MPH set to "0") are used.

4.1 Plot quality information per product (time dependant) coming from level 1b processing

4.1.1 Plot level 1 quality information per product (time dependant): ENVISAT ASCENDING passes

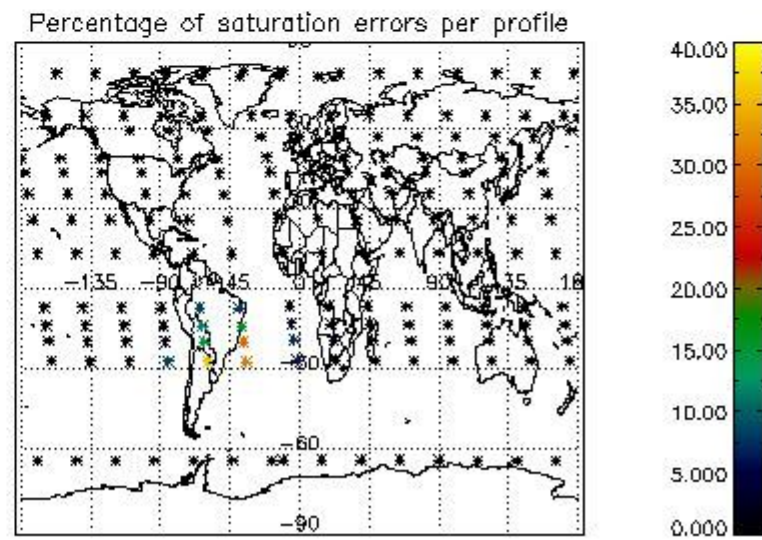
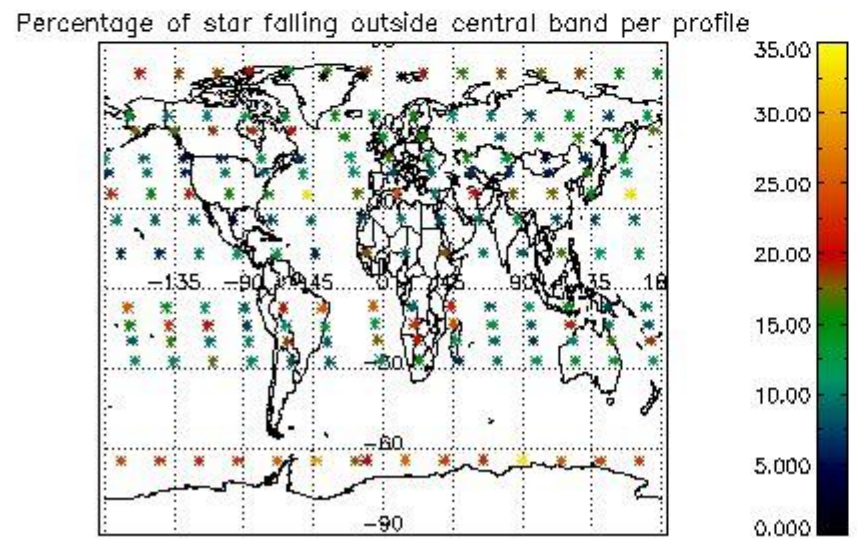
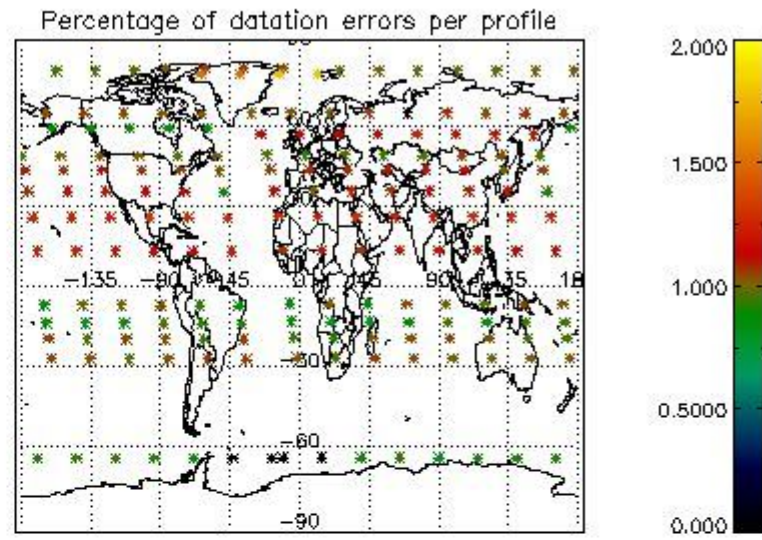
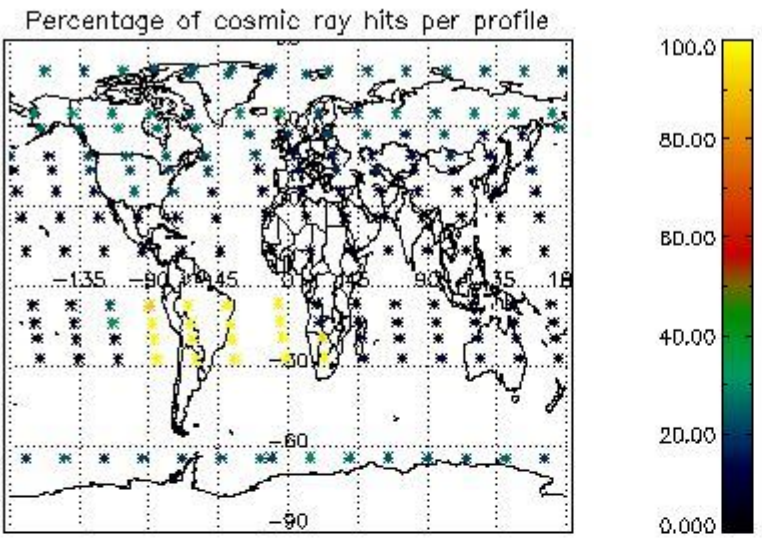


4.1.2 Plot level 1 quality information per product (time dependant): ENVI SAT DESCENDING passes

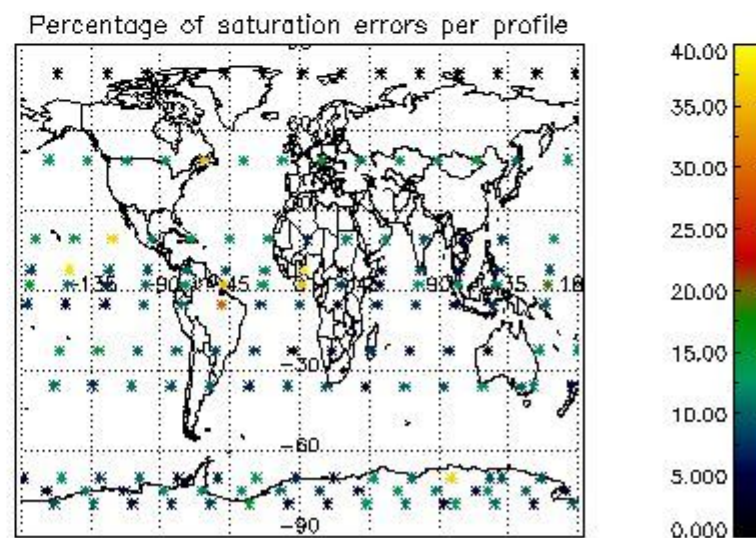
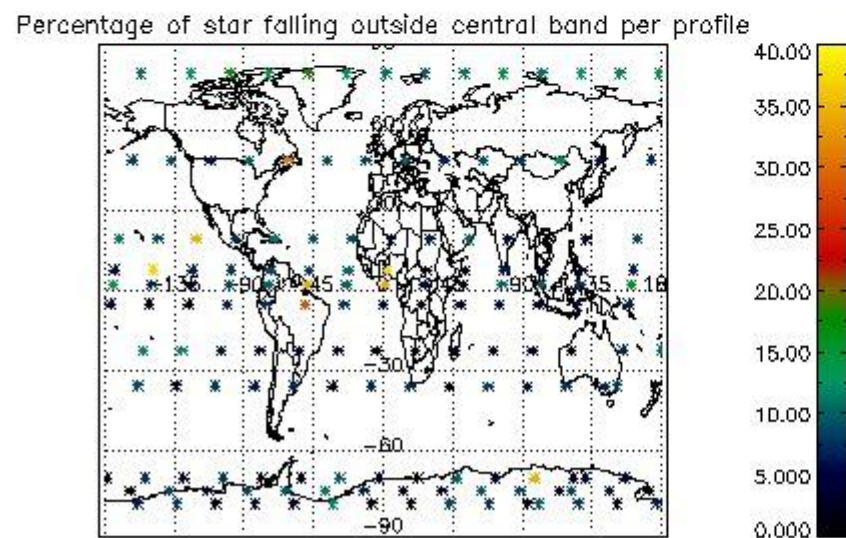
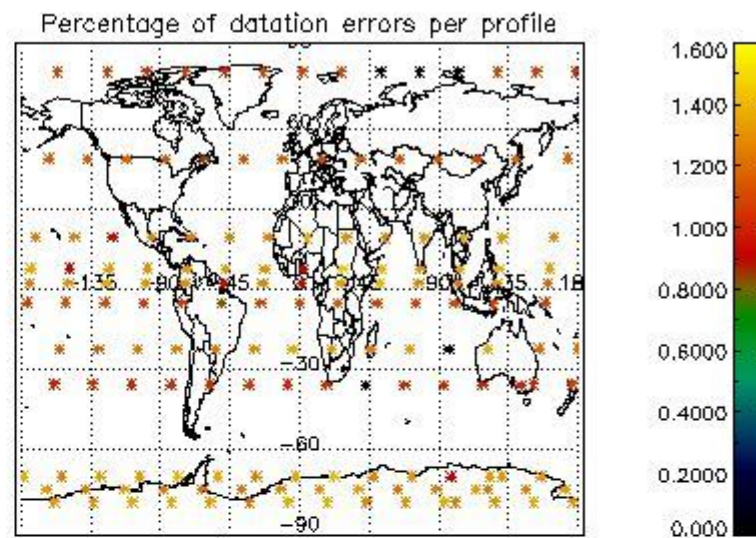
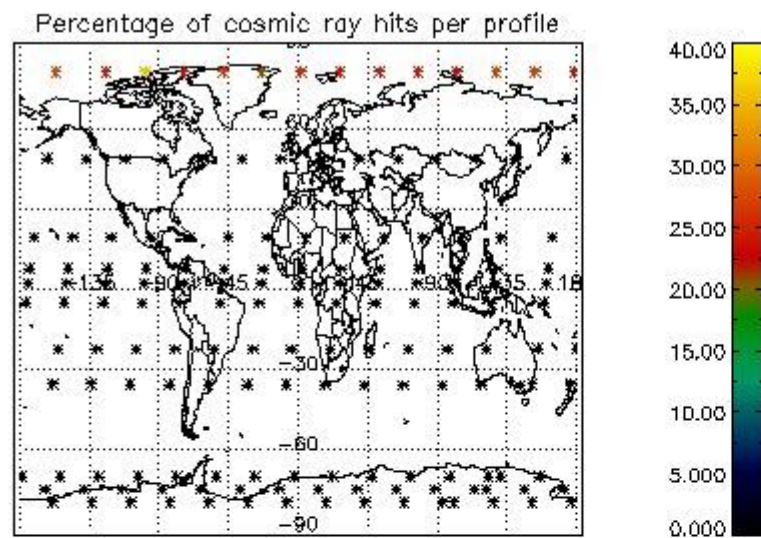


4.2 Plot quality information per product coming from level 1b processing (world map)

4.2.1 Plot level 1 quality information per product (world map): ENVISAT ASCENDING passes



4.2.2 Plot level 1 quality information per product (world map): ENVISAT DESCENDING passes



5. Trace gas profiles

5.1 Ozone statistics based on quality of products

The final quality of the products can be "measured" using the STD (Standard Deviation) attached to every point profile. This information is written to the parameter GOM_NL__2P/NL_LOCAL_SPECIES_DENSITY/o3_std of the level 2 products. The table below shows the statistics for given STD ranges.

The statistics are given with respect to the overall valid production:

- Products without fatal errors: GOM_NL__2P/MPH/PRODUCT_ERR=0
- Valid point profile: GOM_NL__2P/NL_LOCAL_SPECIES_DENSITY/pcd(0)=0

The 'Criteria' is applied to valid points of dark limb products:

- Products in dark limb illumination condition: GOM_NL__2P/NL_SUMMARY_QUALITY/obs_ill_cond=0
- Products without fatal errors: GOM_NL__2P/MPH/PRODUCT_ERR=0
- Valid point profile: GOM_NL__2P/NL_LOCAL_SPECIES_DENSITY/pcd(0)=0

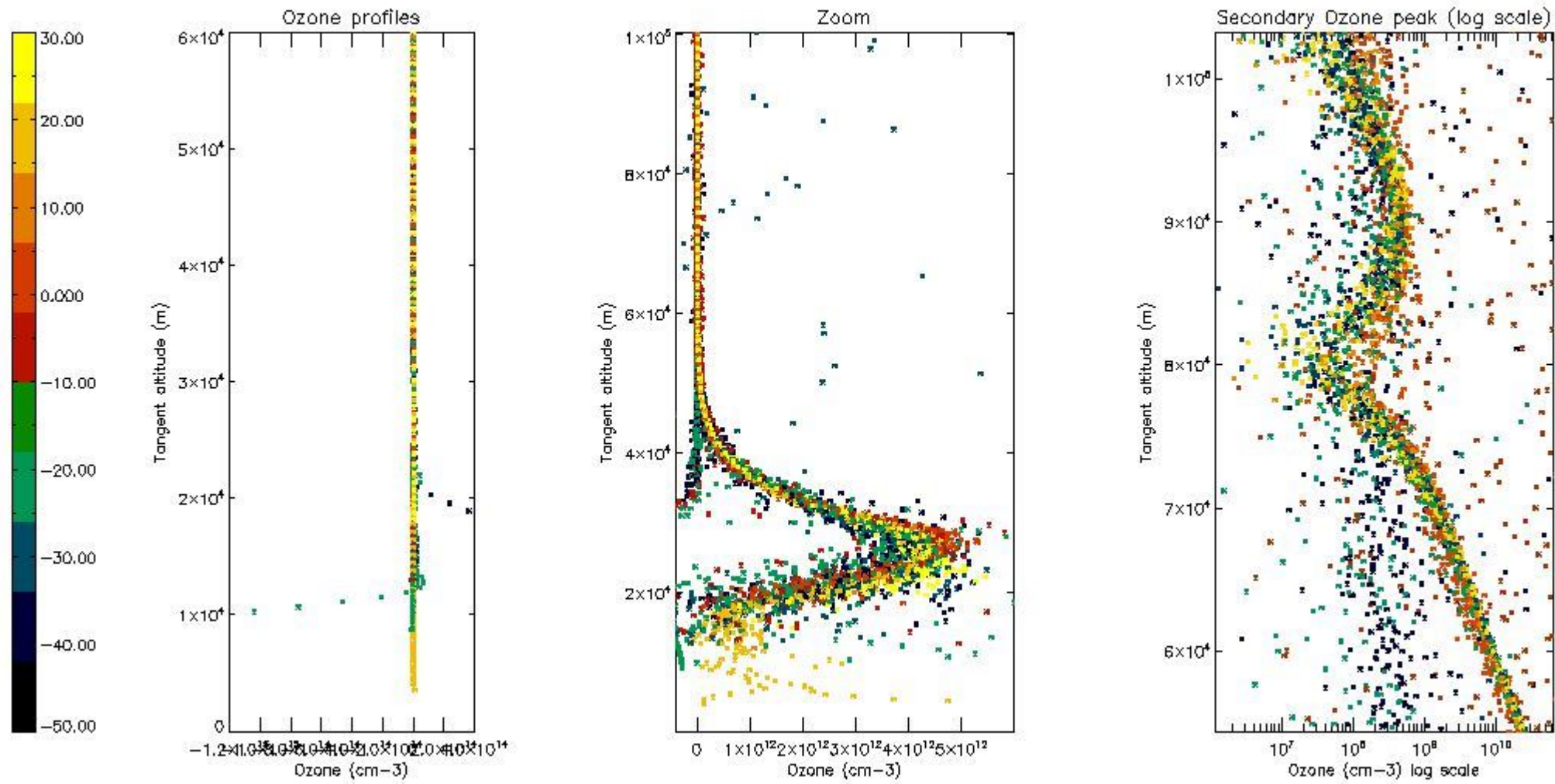
So, the table below shows the percentage of dark limb and valid observations for each criteria with respect to the overall valid daily observations.

Criteria	% of total production
All STD	34
STD < 20	15

STD < 10	11
STD < 5	7

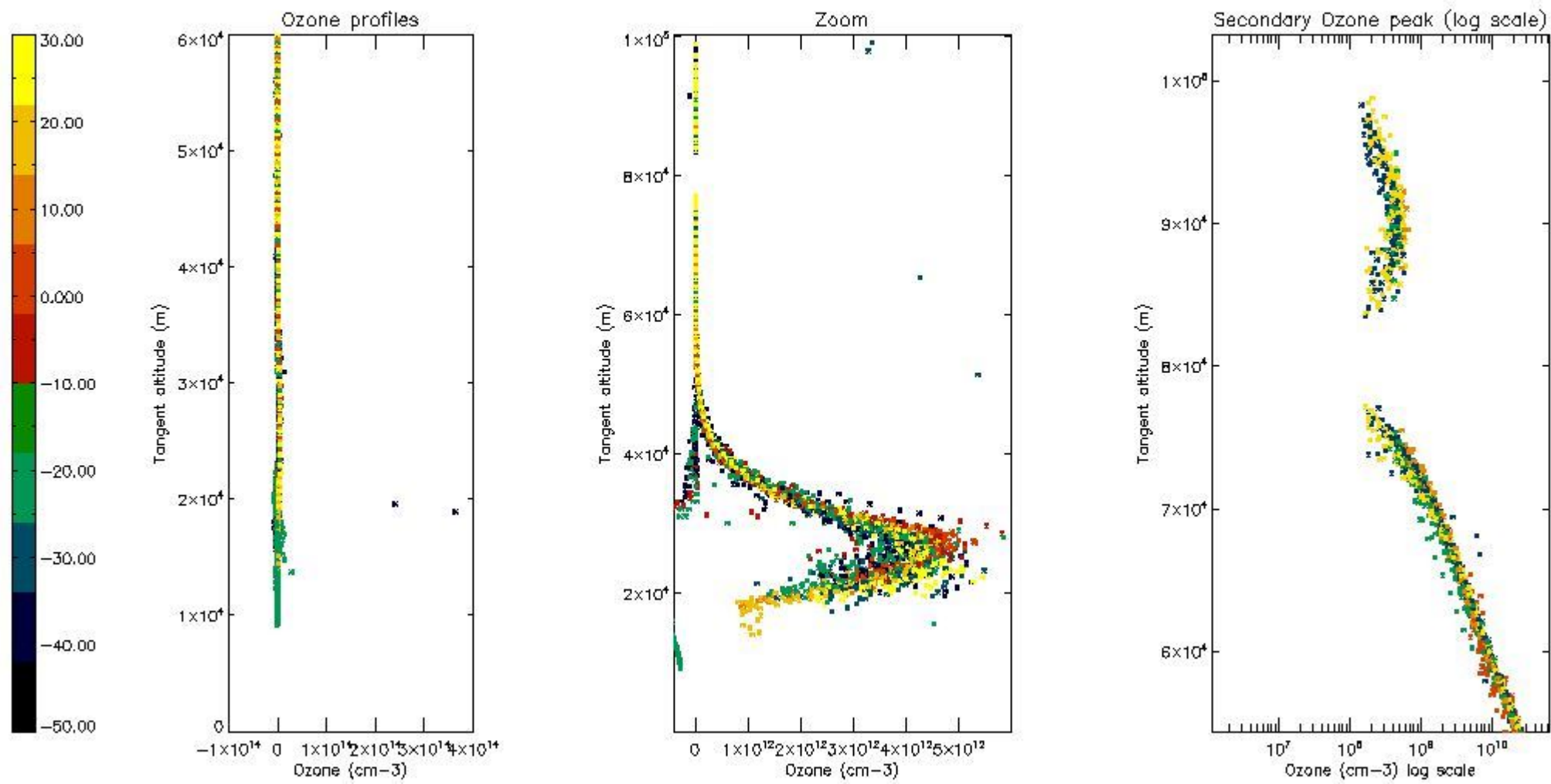
5.2 Plot ozone profiles for all STD (dark without errors)

The colorbar represents the latitude.



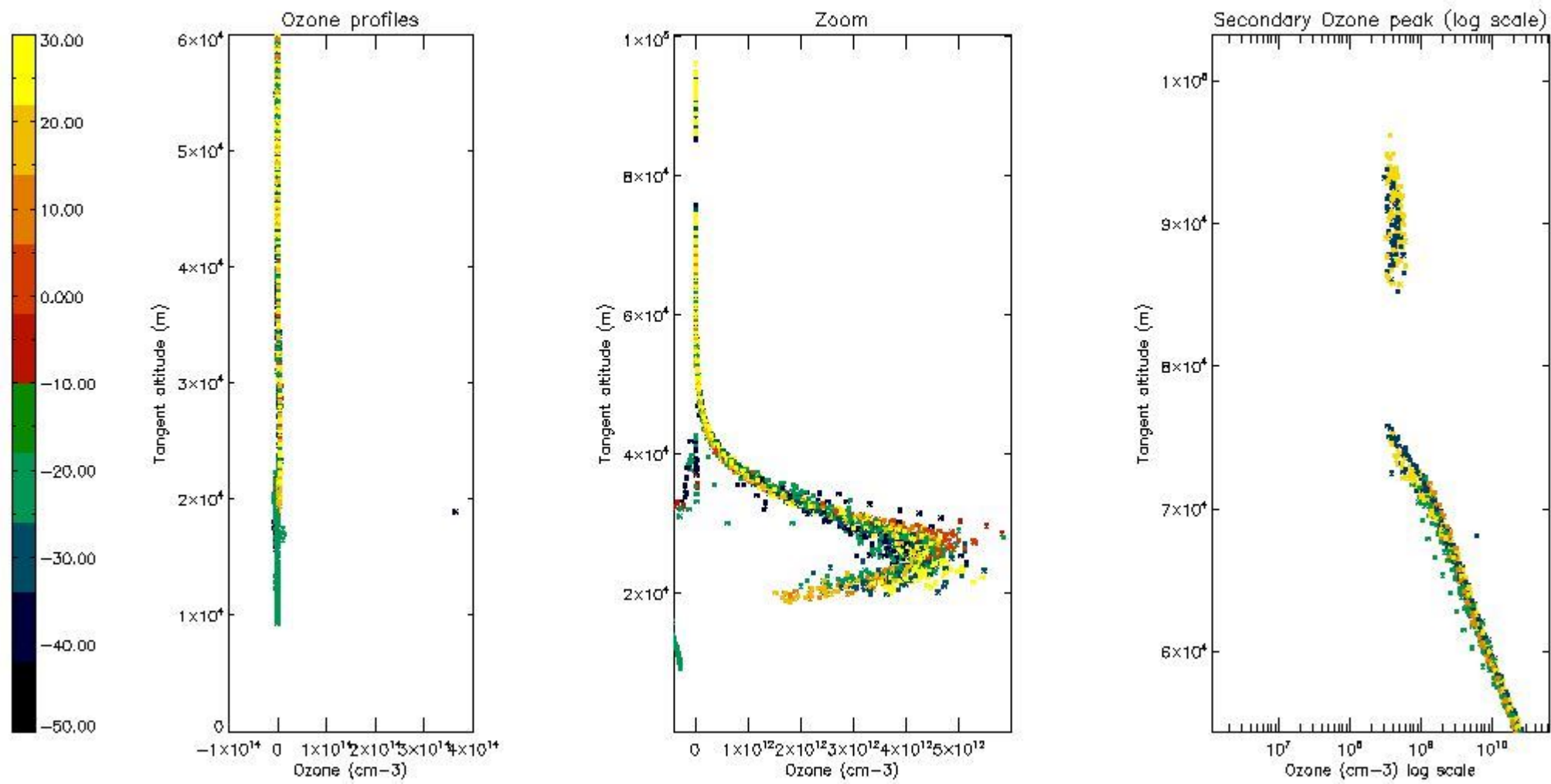
5.3 Plot ozone profiles where STD < 20% (dark without errors)

The colorbar represents the latitude.



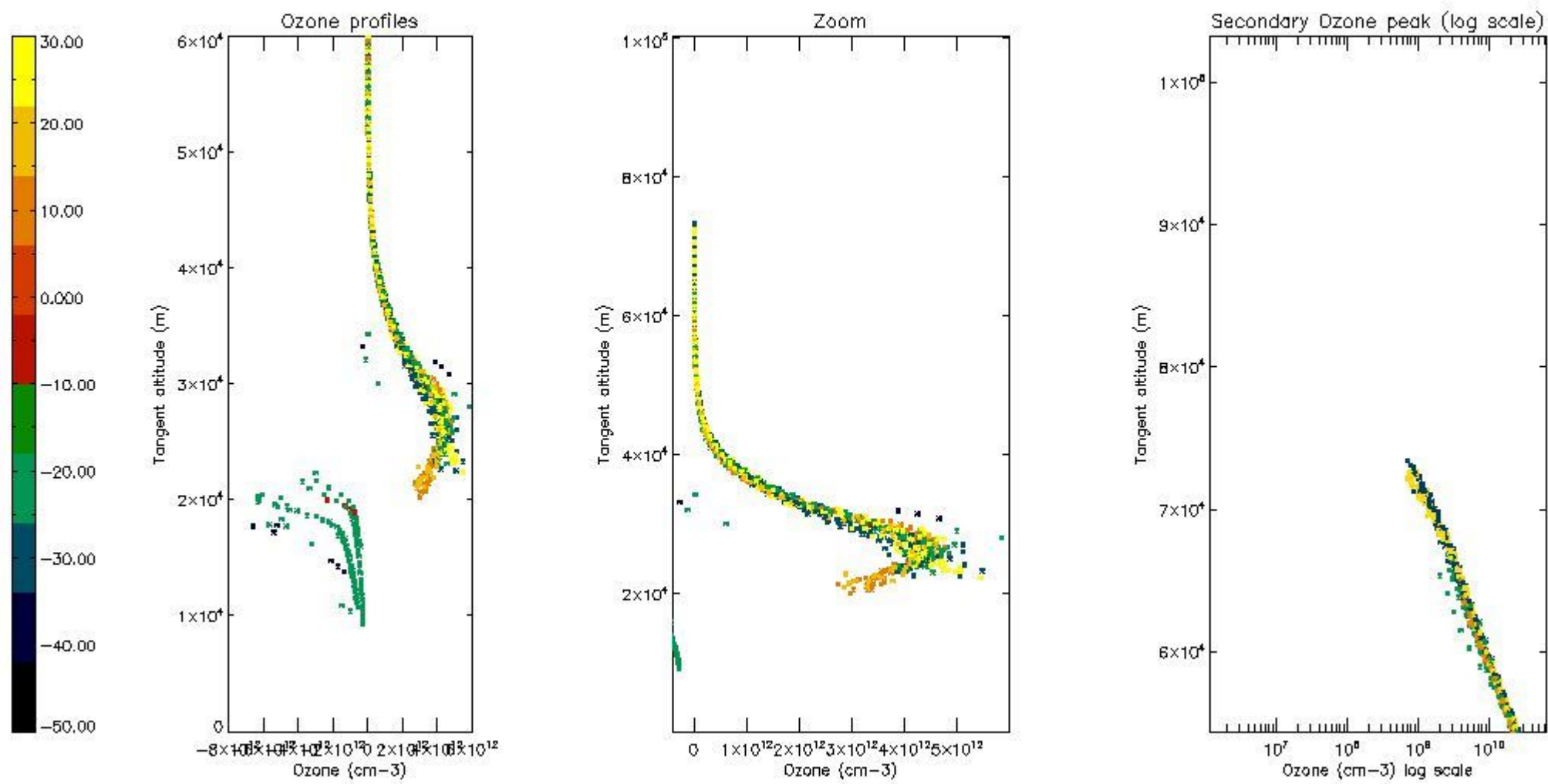
5.4 Plot ozone profiles where $STD < 10\%$ (dark without errors)

The colorbar represents the latitude.



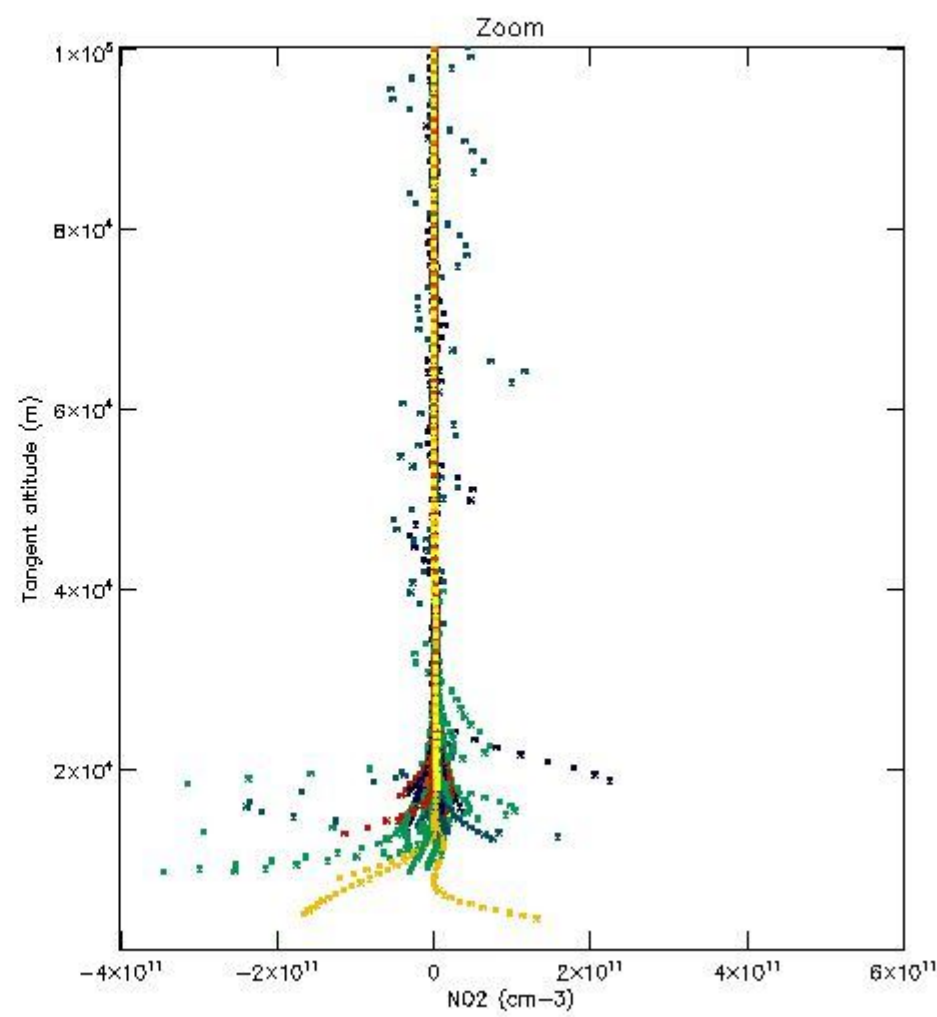
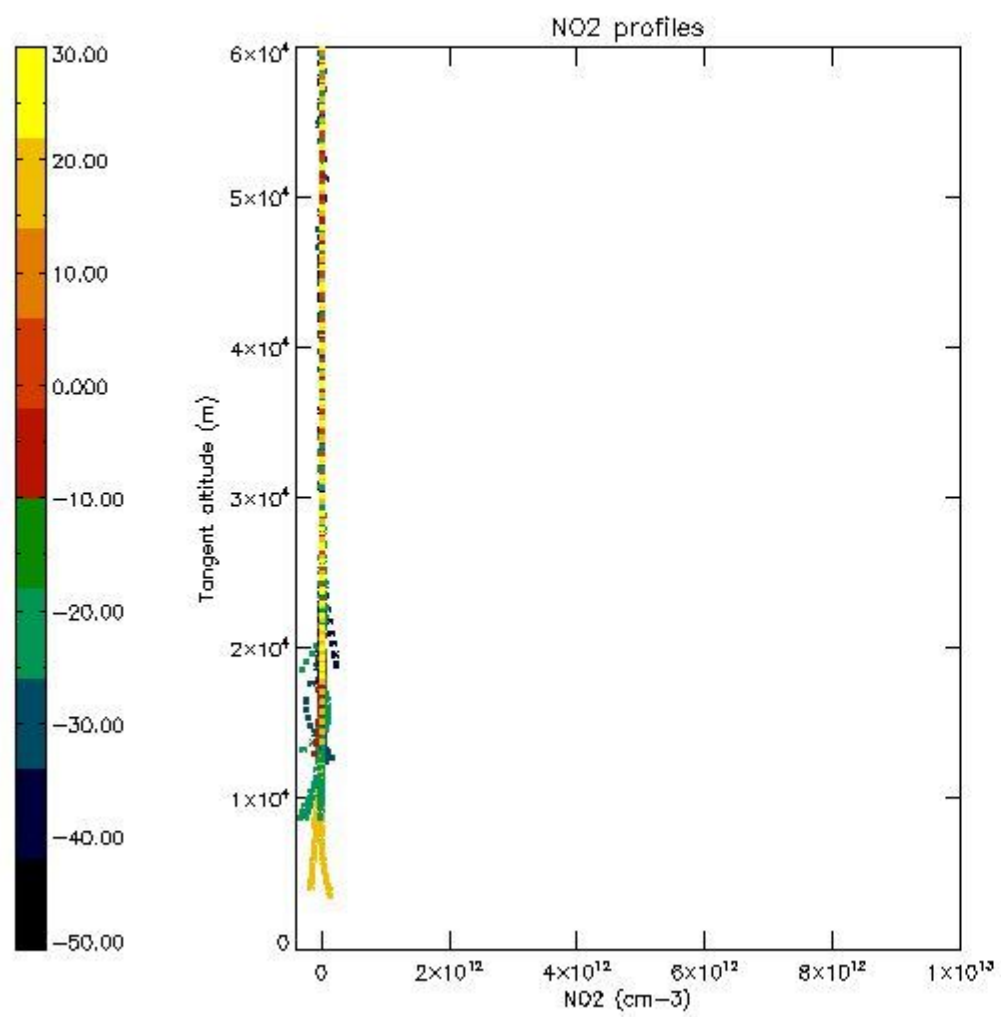
5.5 Plot ozone profiles where $STD < 5\%$ (dark without errors)

The colorbar represents the latitude.



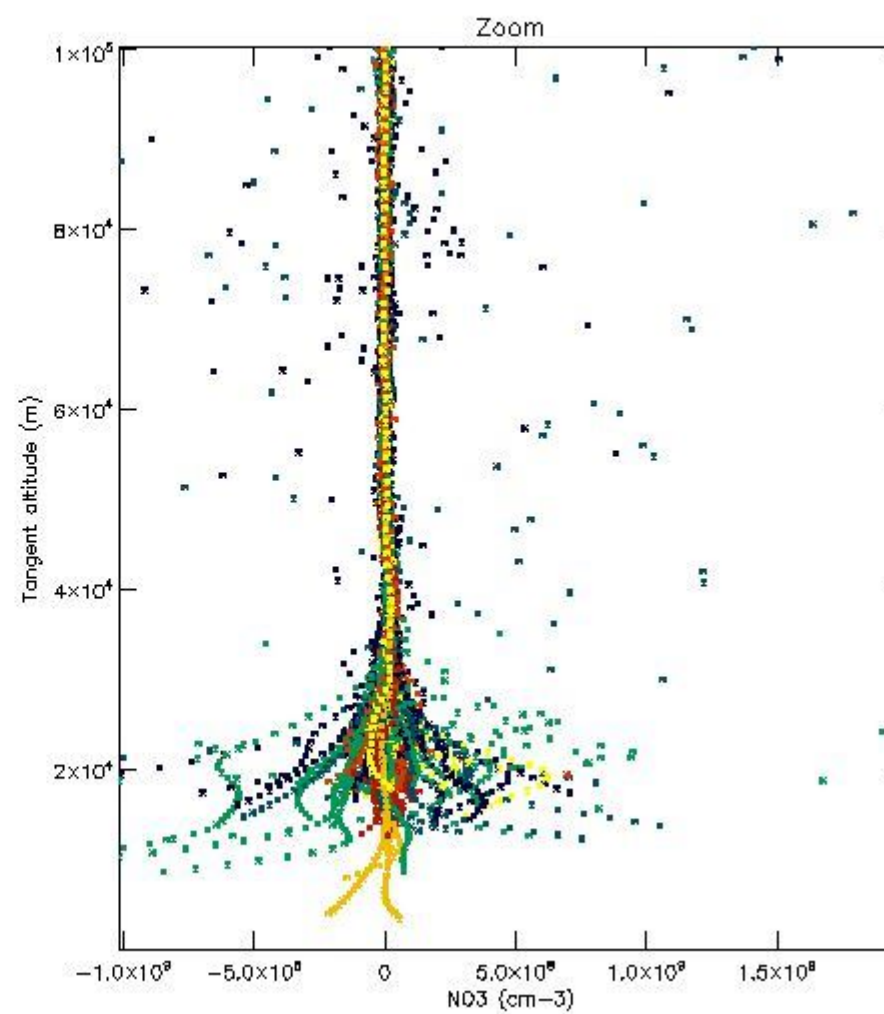
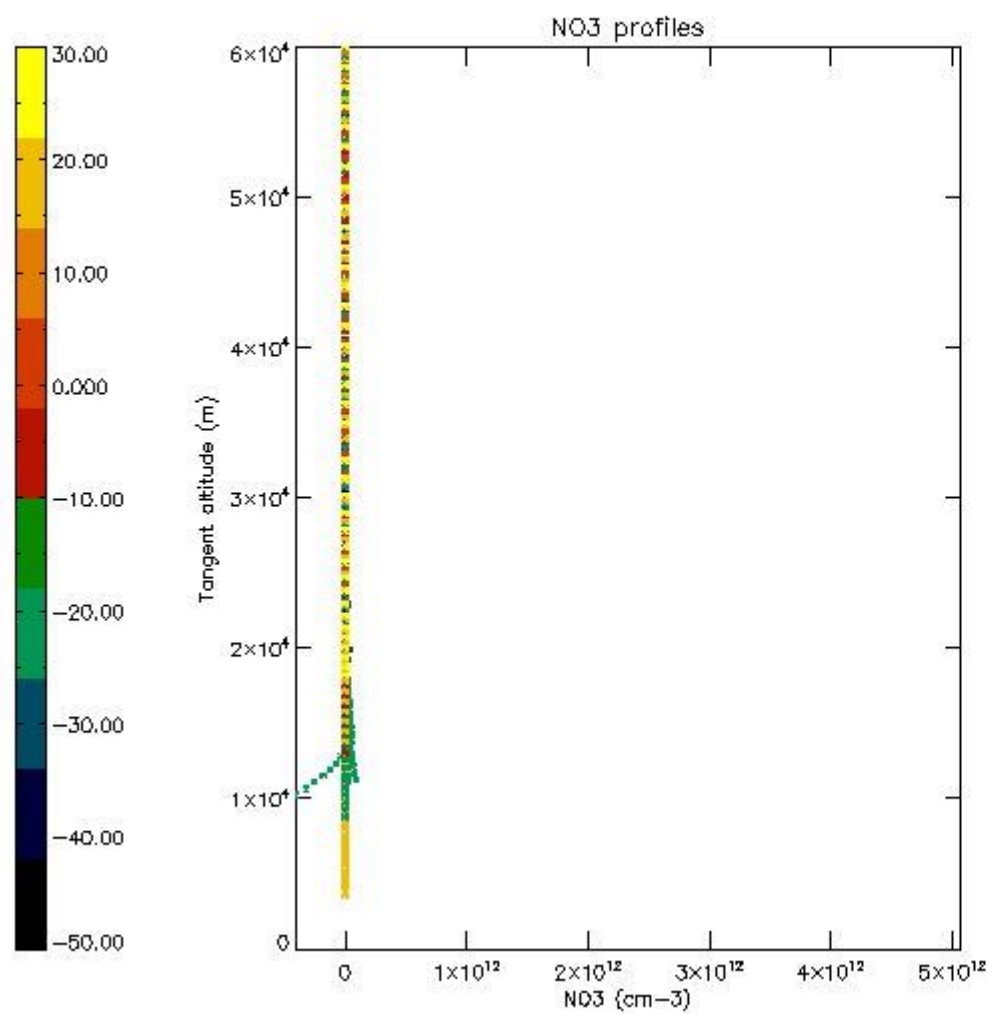
5.6 Plot NO₂ profiles for all STD (dark without errors)

The colorbar represents the latitude.



5.7 Plot NO3 profiles for all STD (dark without errors)

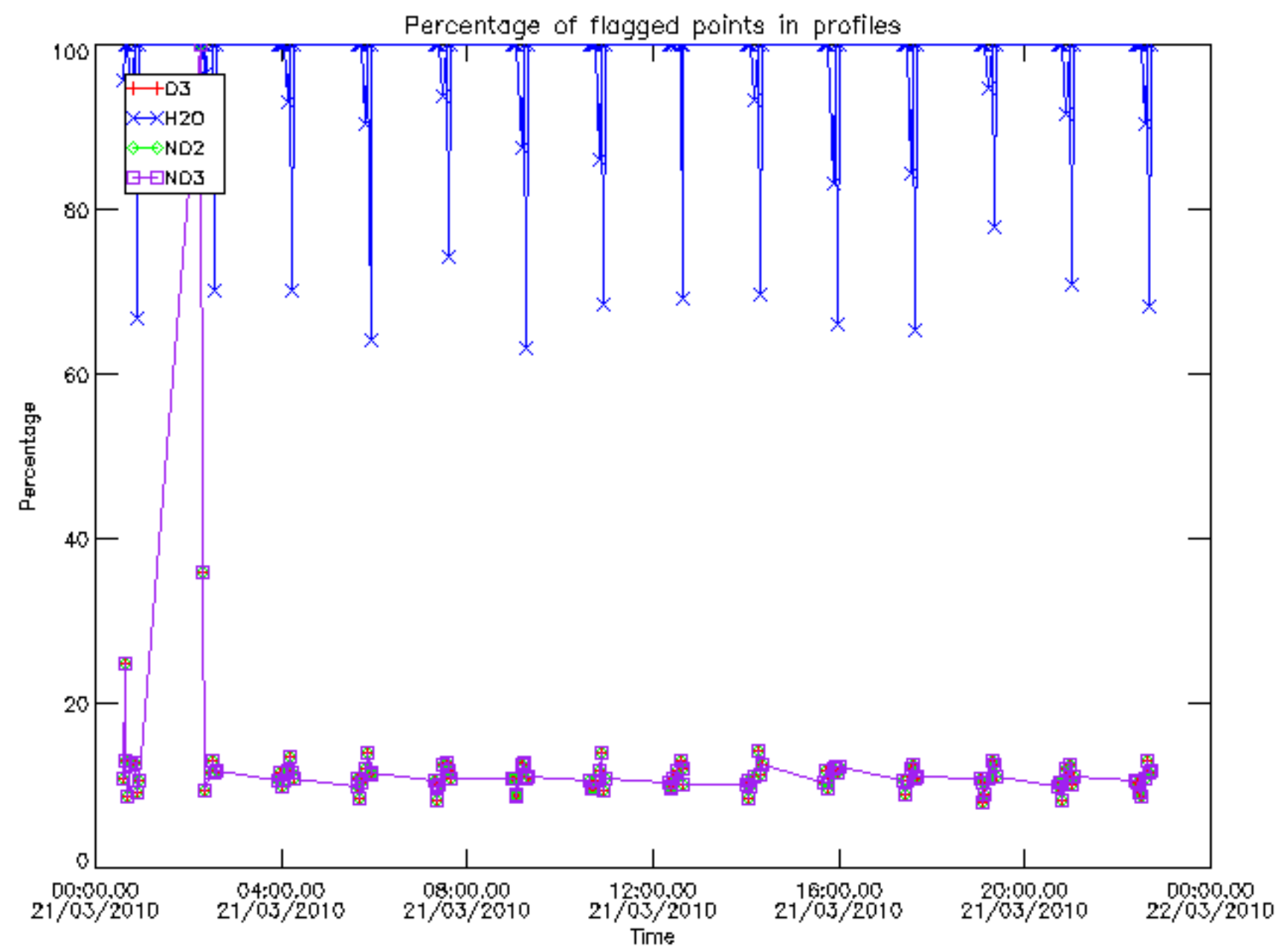
The colorbar represents the latitude.



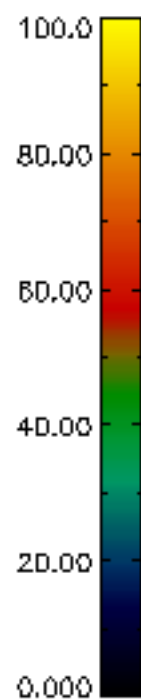
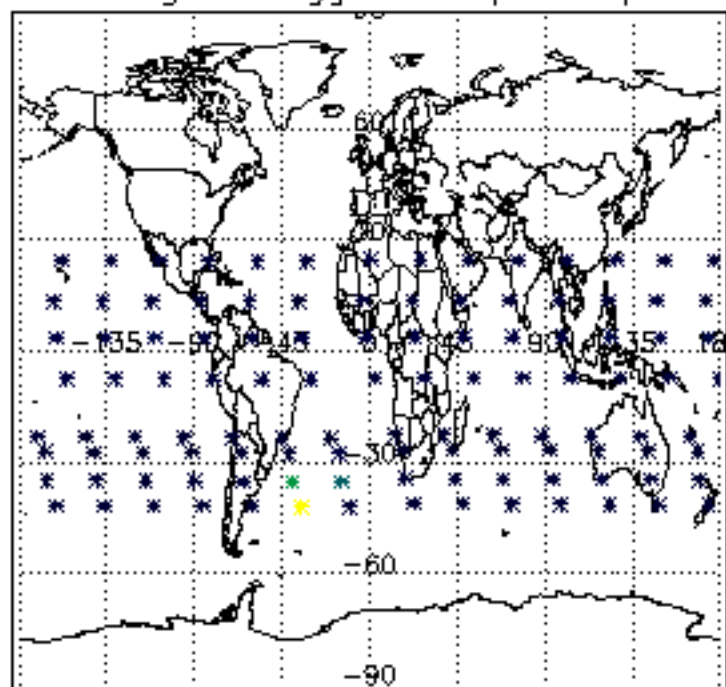
6. Auxiliary Data Files used for the production reported in section 2

The number reported in the third column indicates since which file (see list in section 2) the corresponding auxiliary file has been used. The fourth column is the date of those product files.

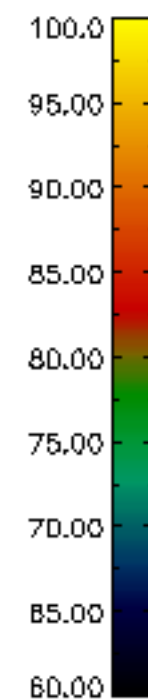
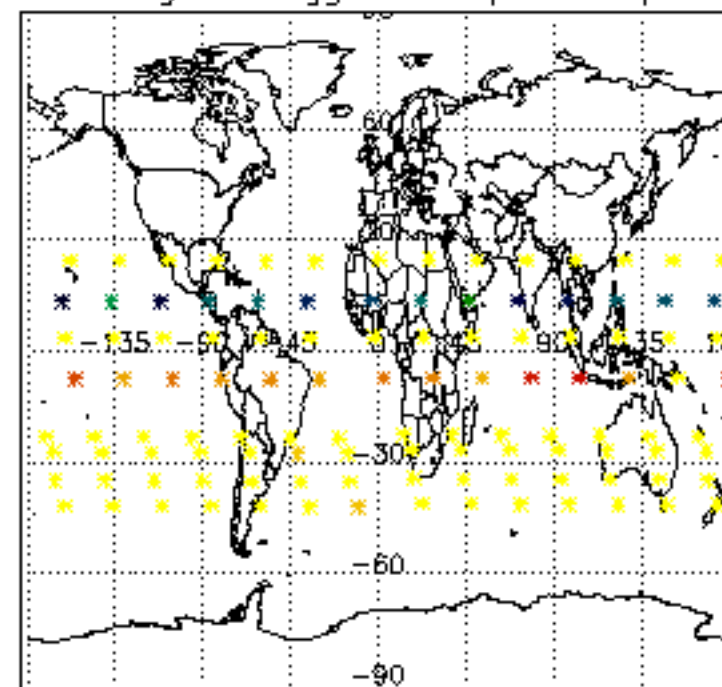
Type	Auxiliary Filename	Used since product	Used since product date
INST_PHYS_CHARACTERISTICS	GOM_INS_AXVIEC20091111_143220_20030716_120000_20500101_000000	1	21-MAR-2010 00:02:55
LEVEL-2_PROC_CONFIG	GOM_PR2_AXVIEC20091111_152718_20020301_000000_20500101_000000	1	21-MAR-2010 00:02:55
CROSS_SECTIONS_FILE	GOM_CRS_AXVIEC20091111_154832_20020301_000000_20500101_000000	1	21-MAR-2010 00:02:55



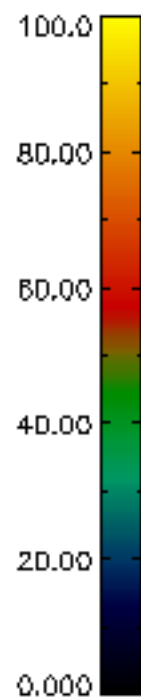
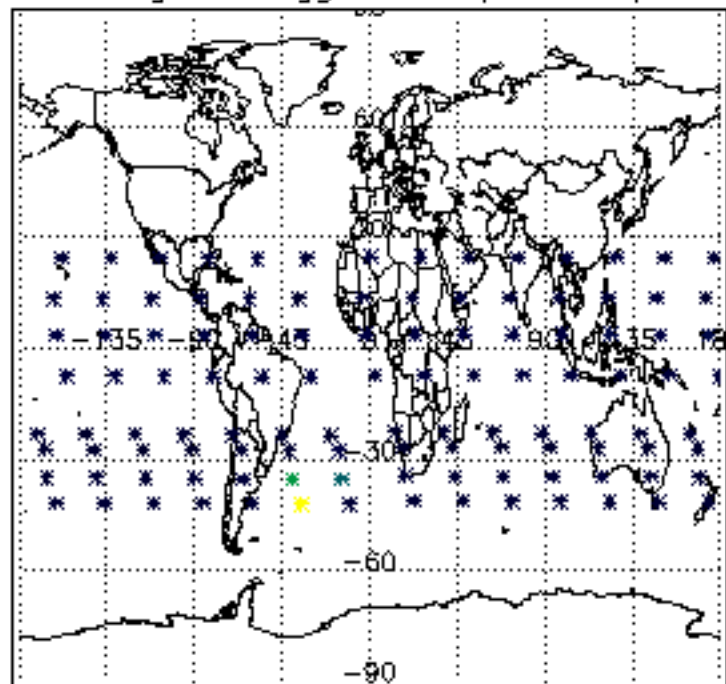
Percentage of flagged data per D3 profile



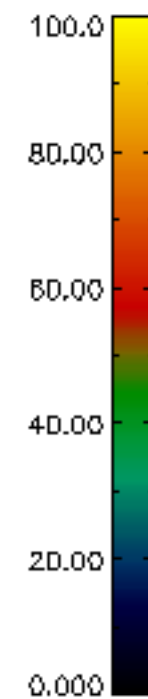
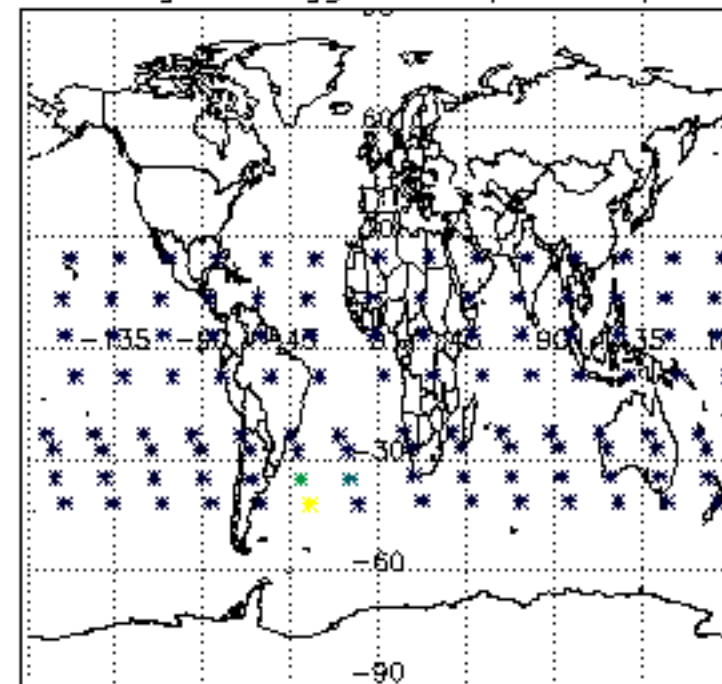
Percentage of flagged data per H2O profile

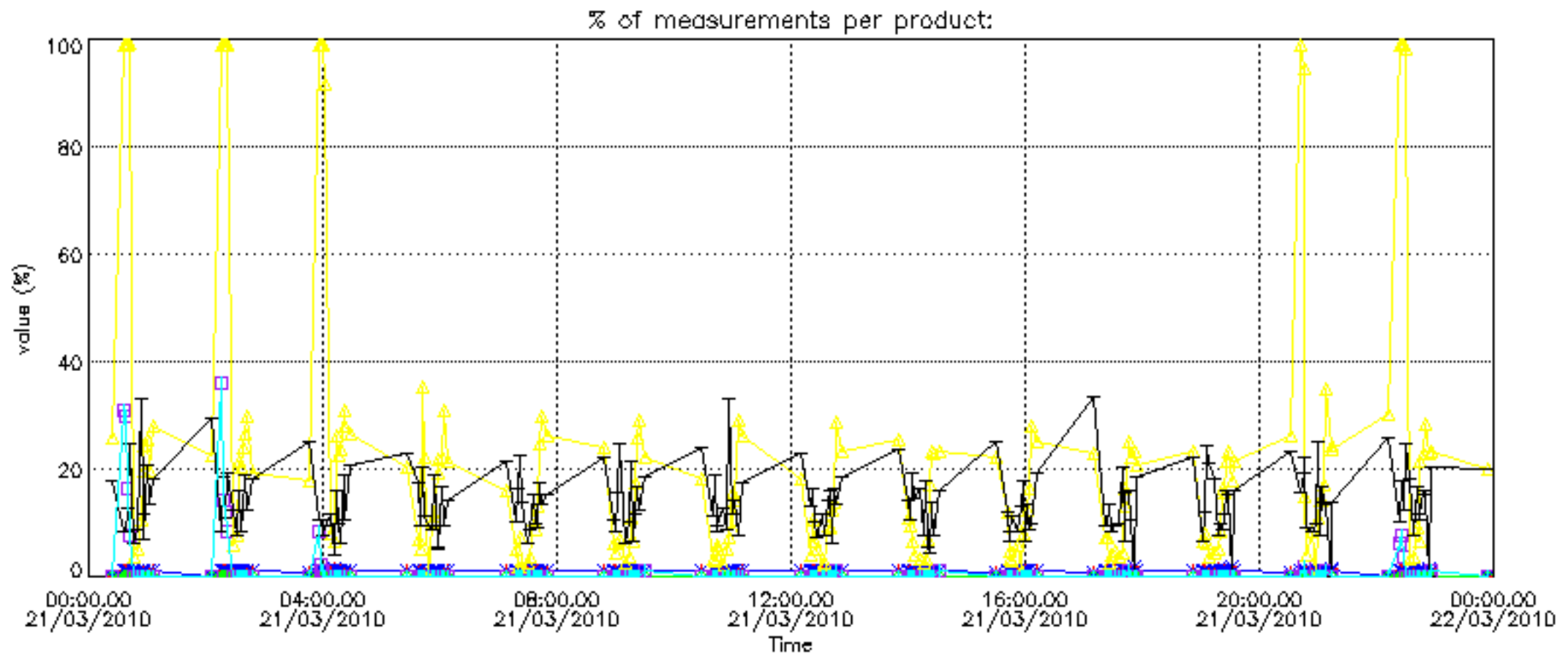


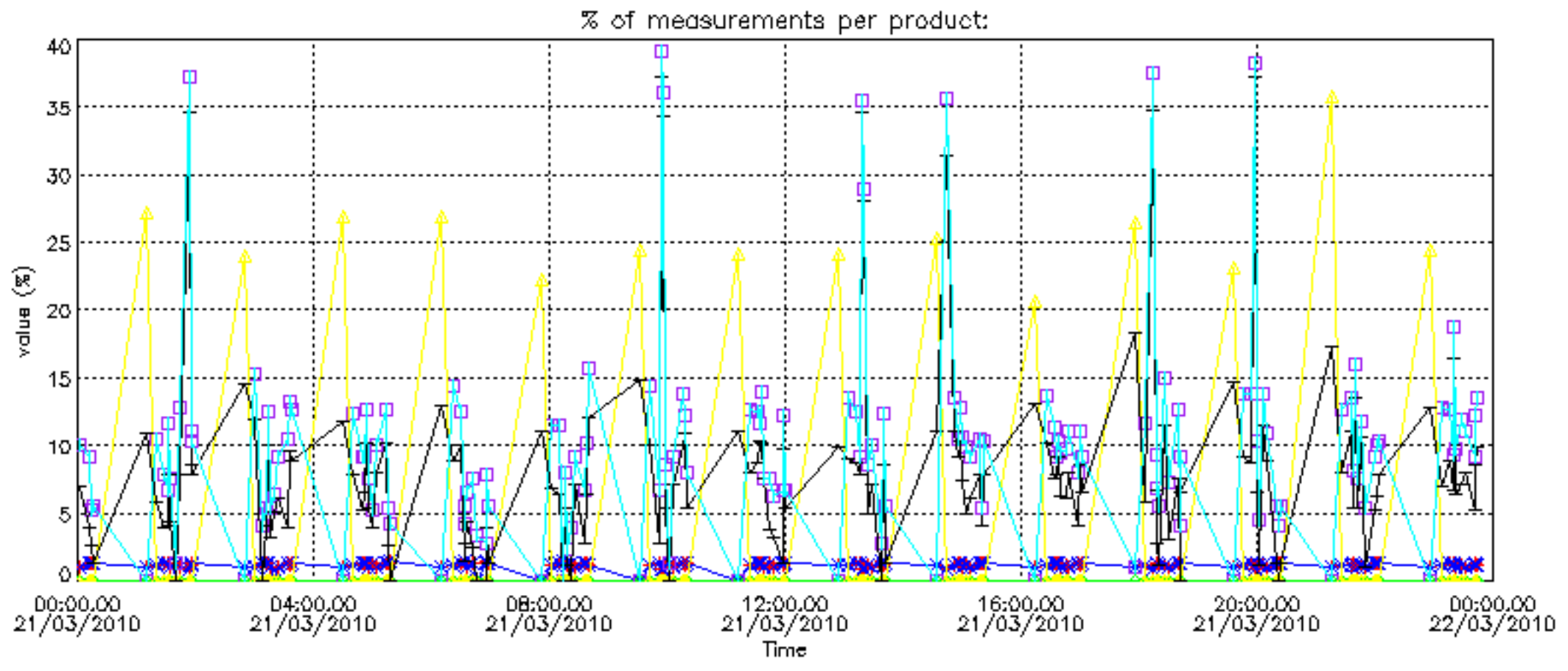
Percentage of flagged data per NO2 profile



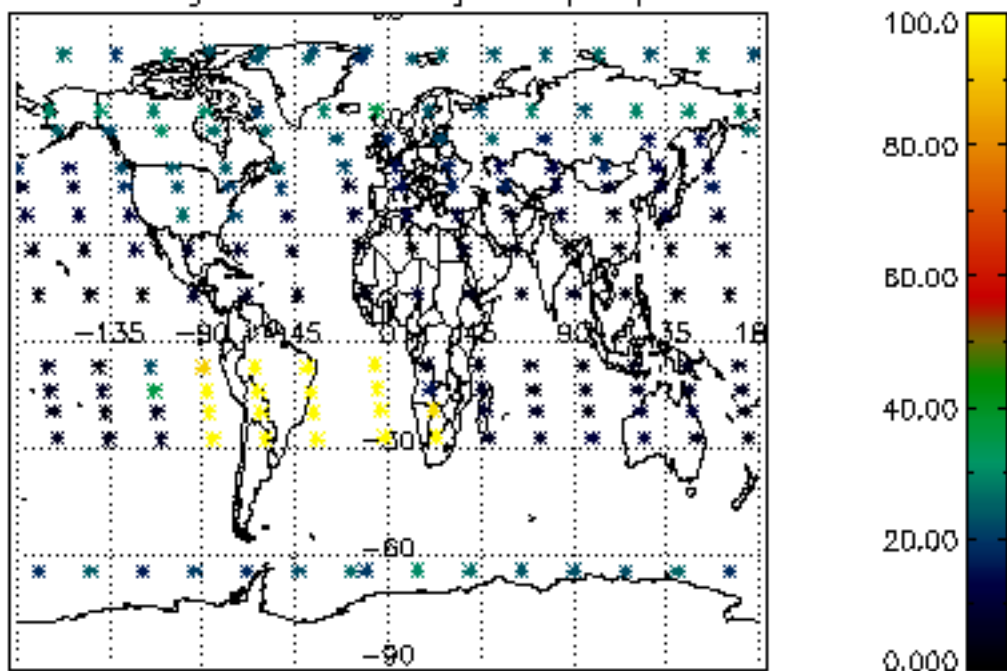
Percentage of flagged data per NO3 profile



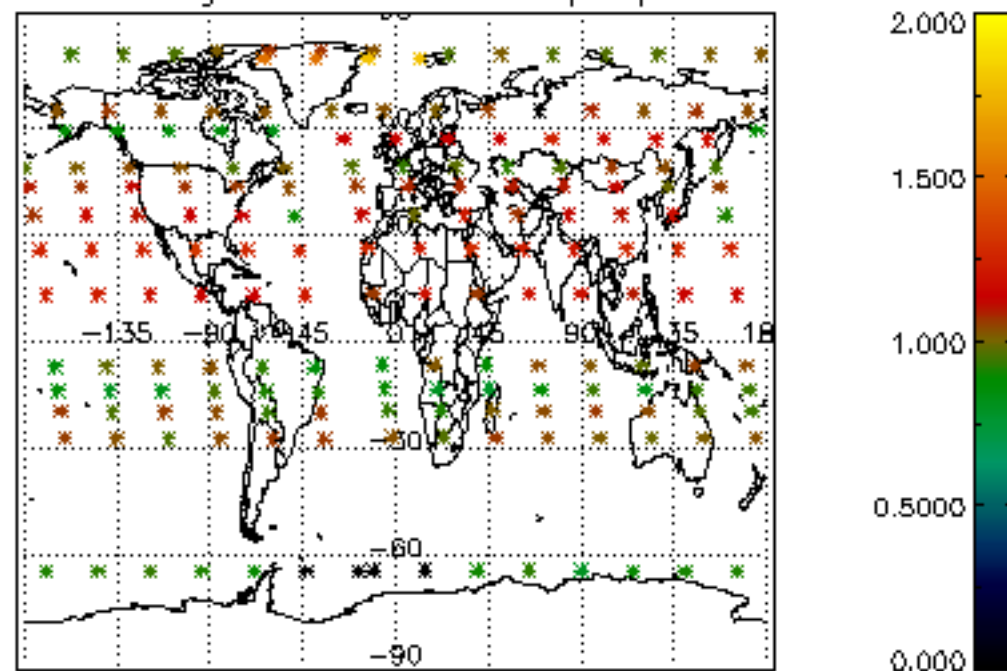




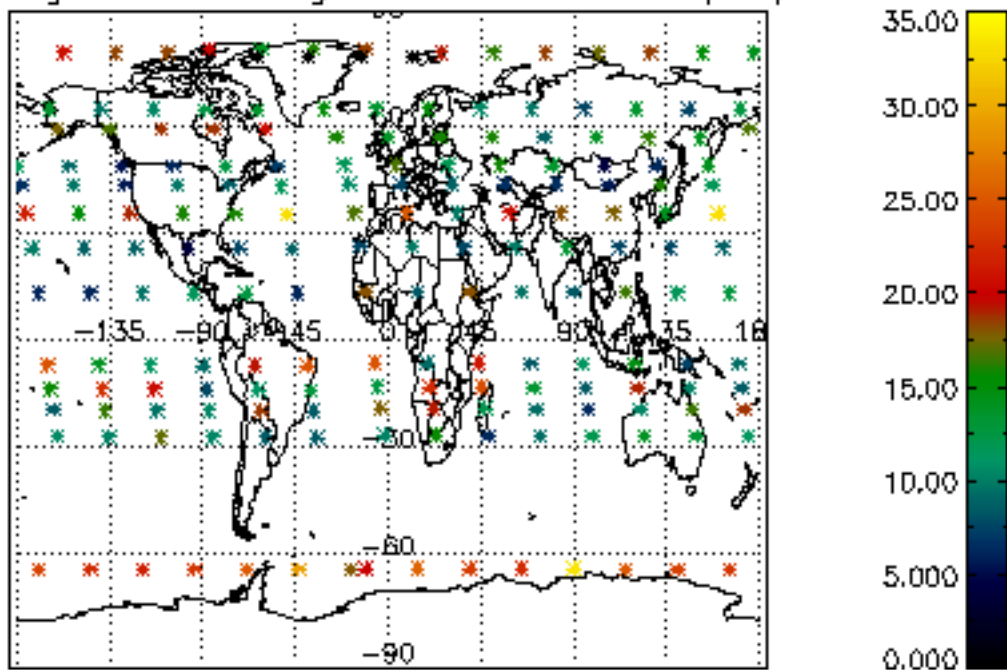
Percentage of cosmic ray hits per profile



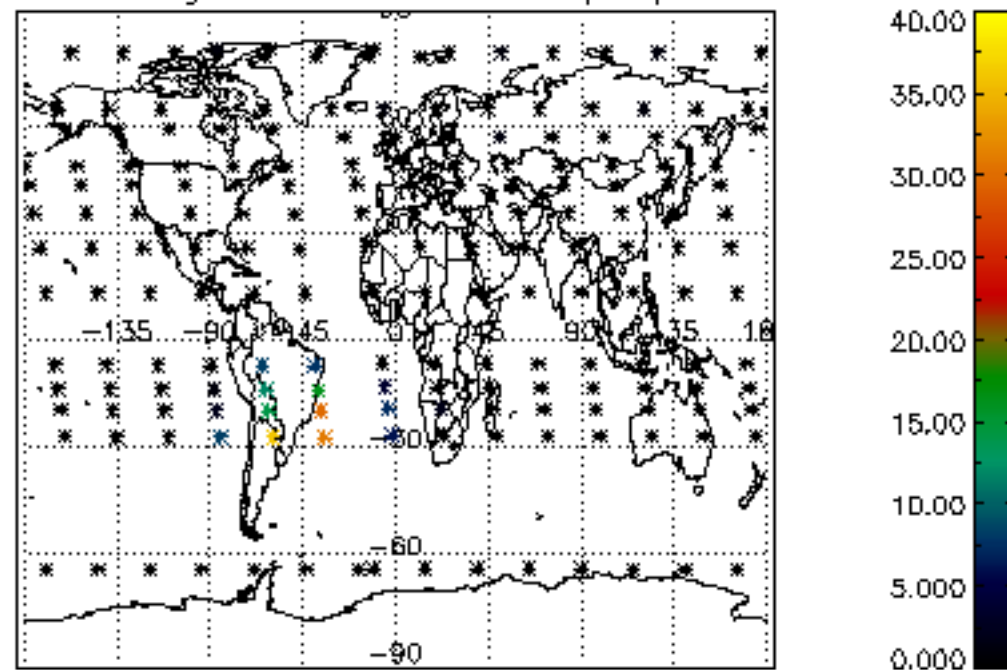
Percentage of datation errors per profile



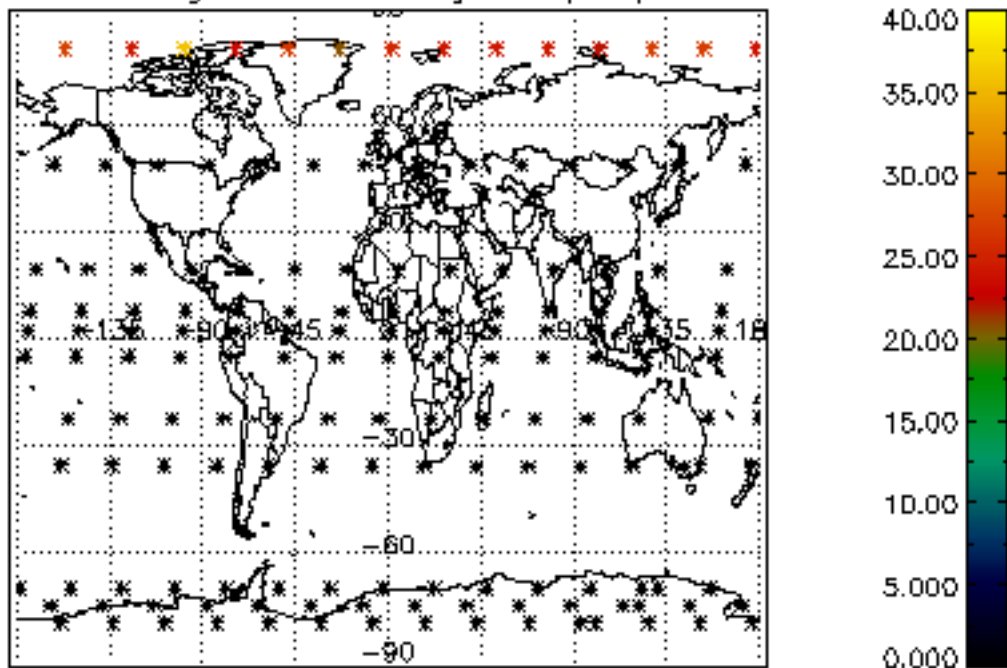
Percentage of star falling outside central band per profile



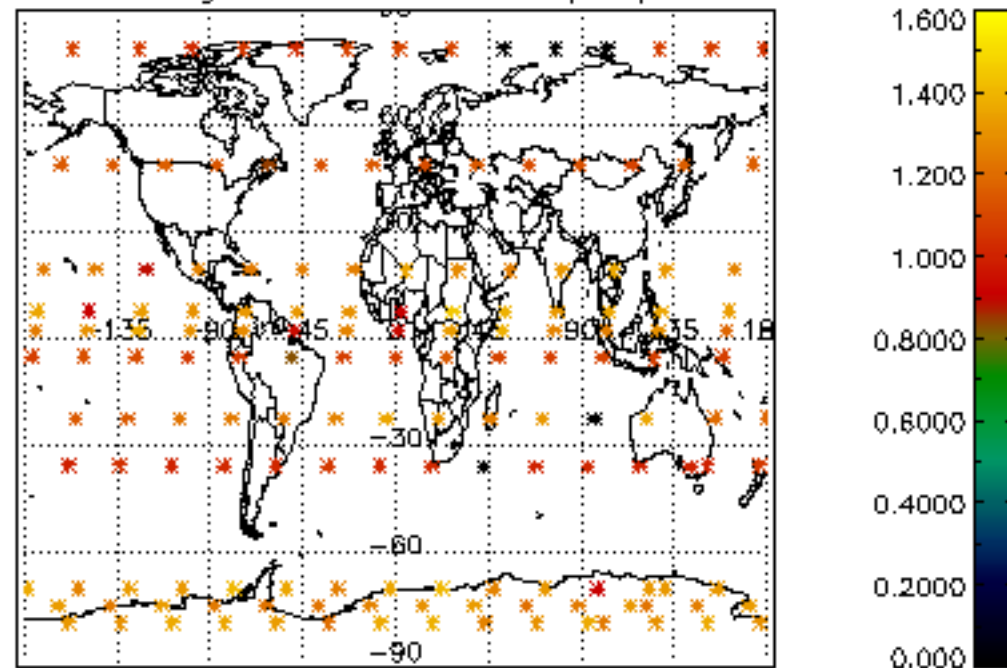
Percentage of saturation errors per profile



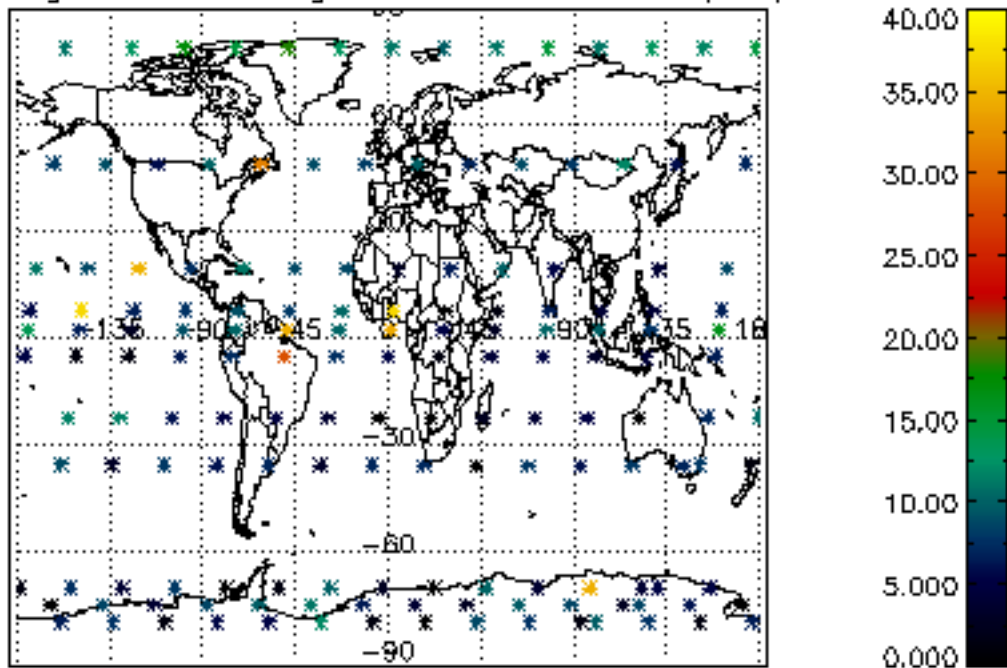
Percentage of cosmic ray hits per profile



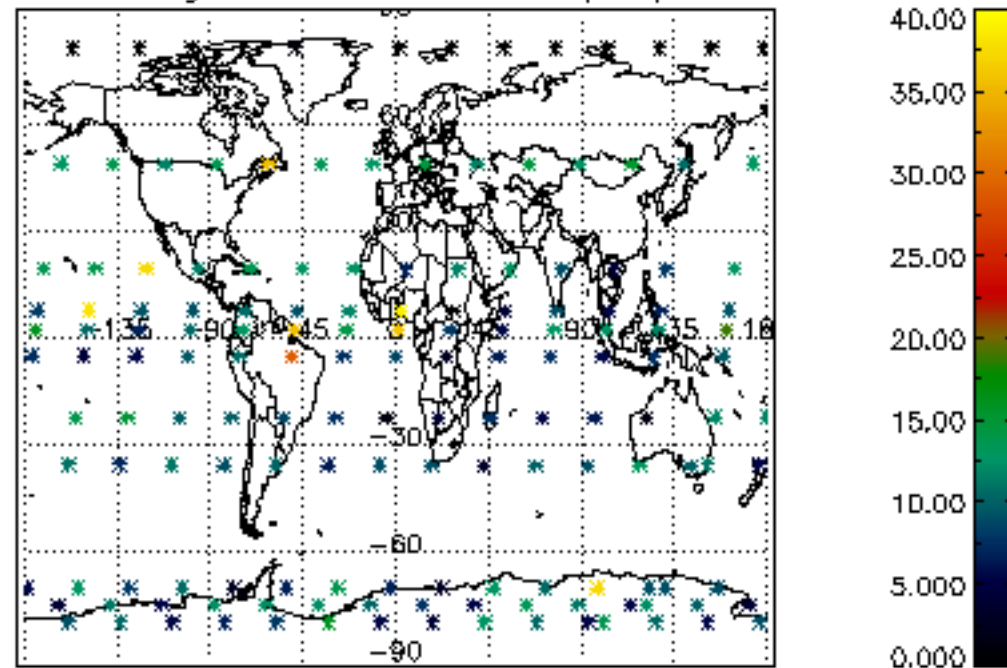
Percentage of datation errors per profile

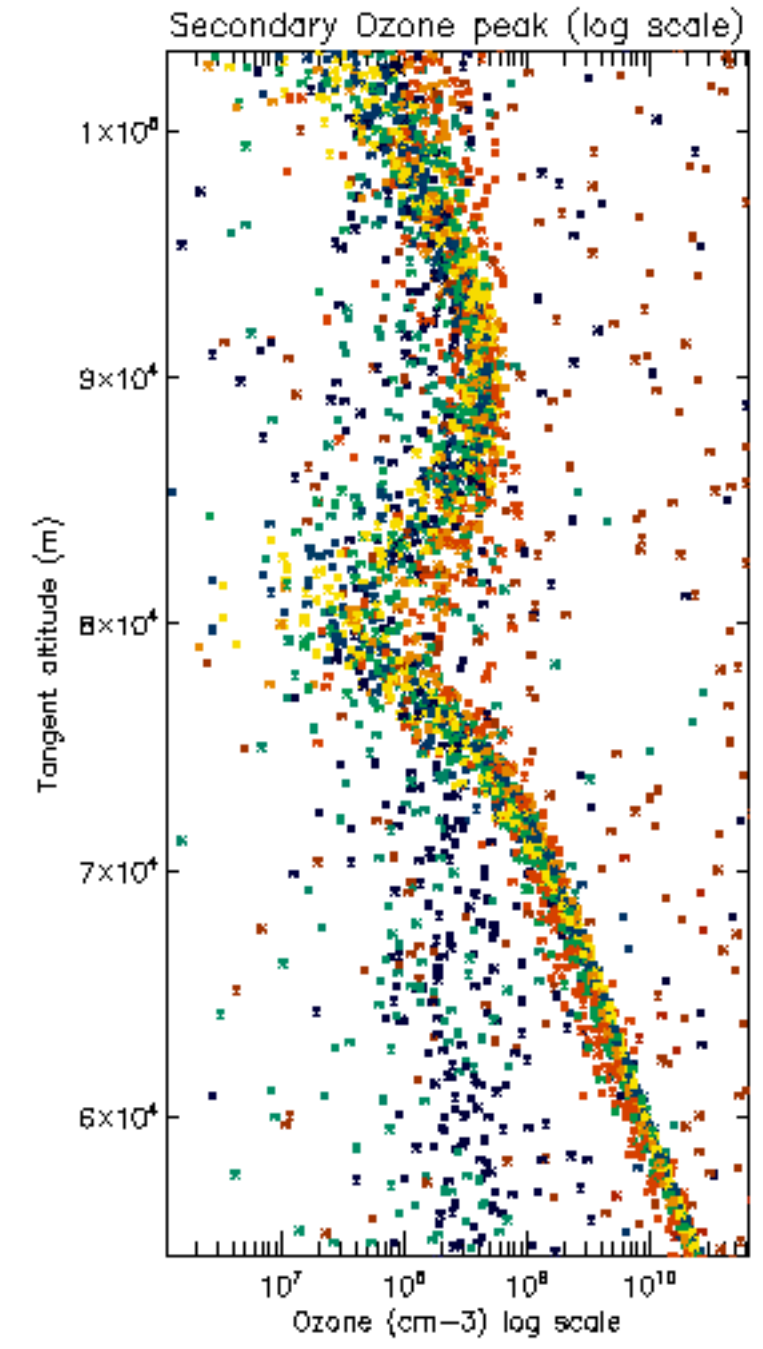
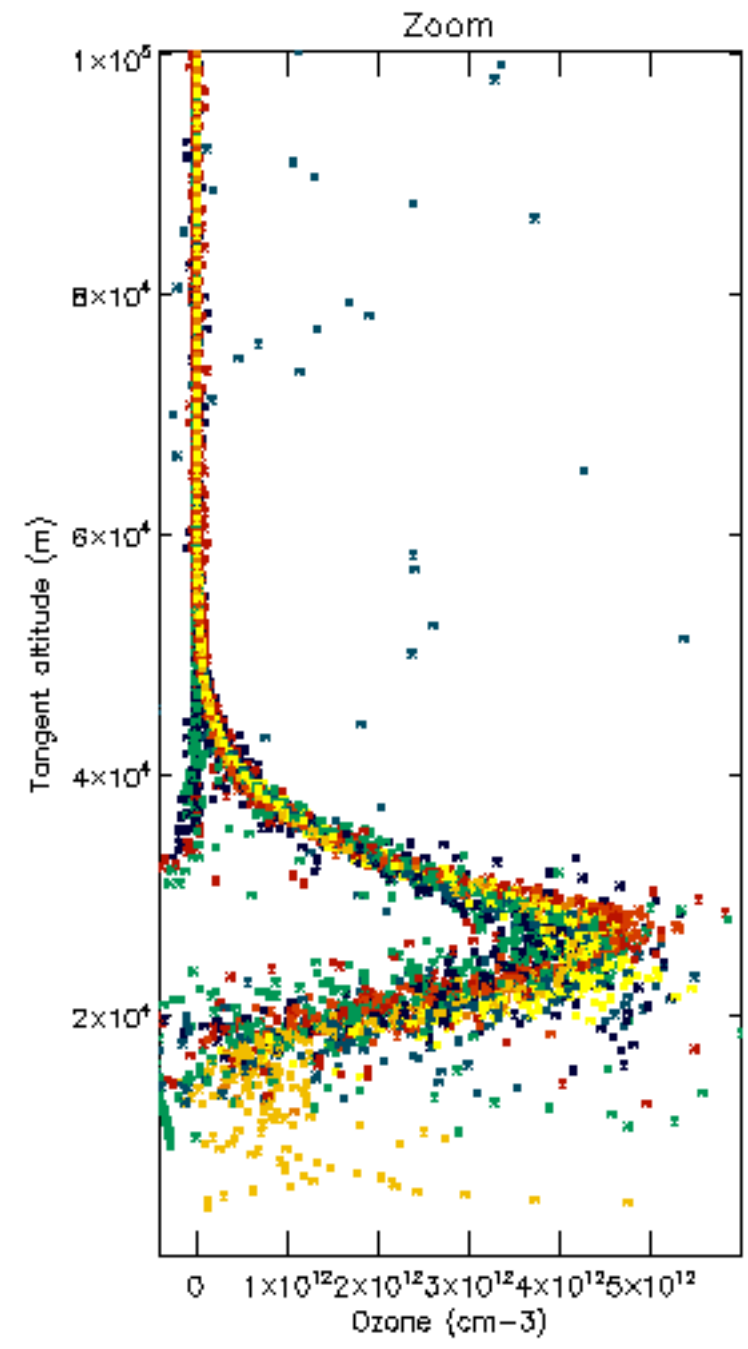
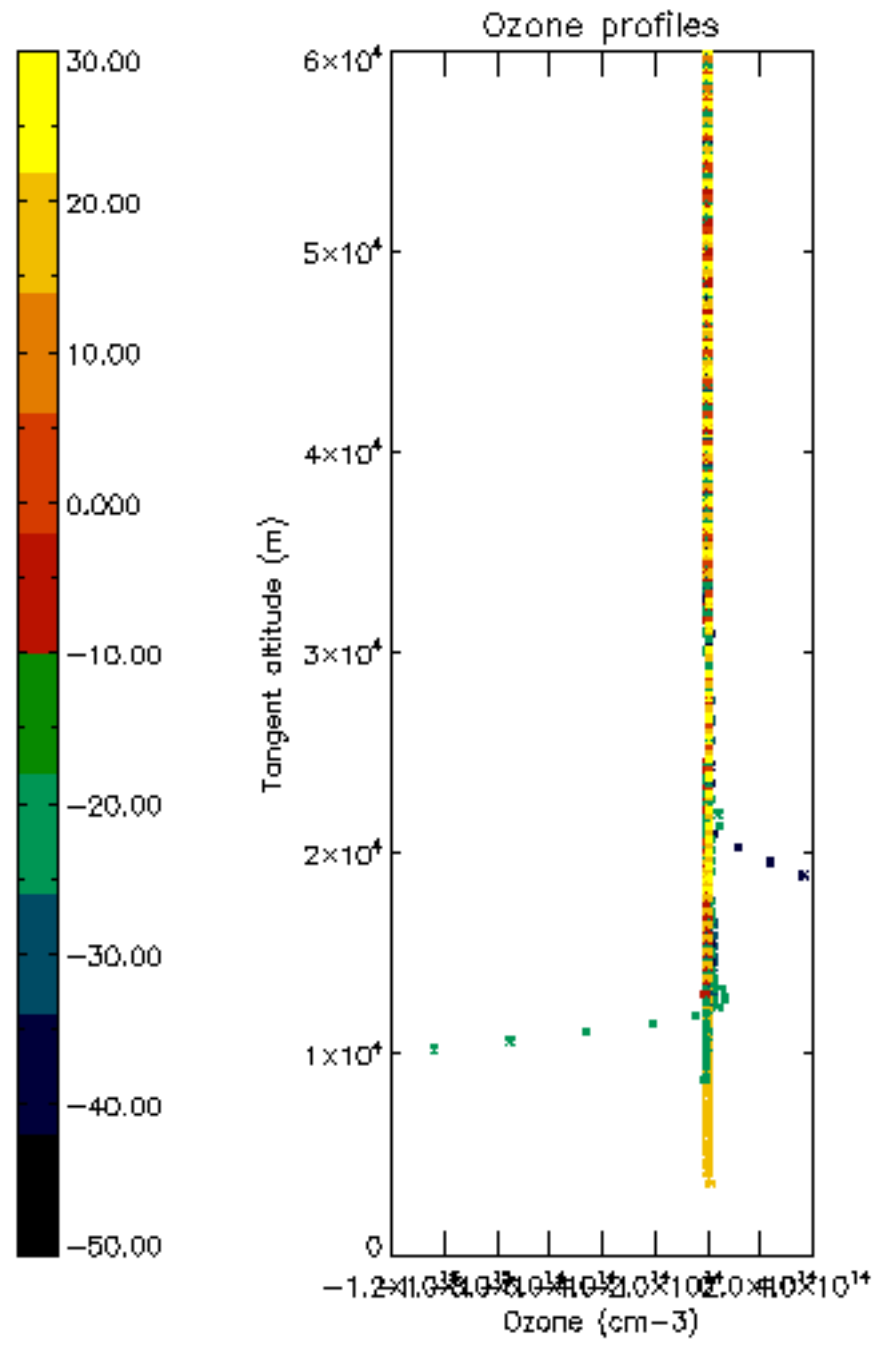


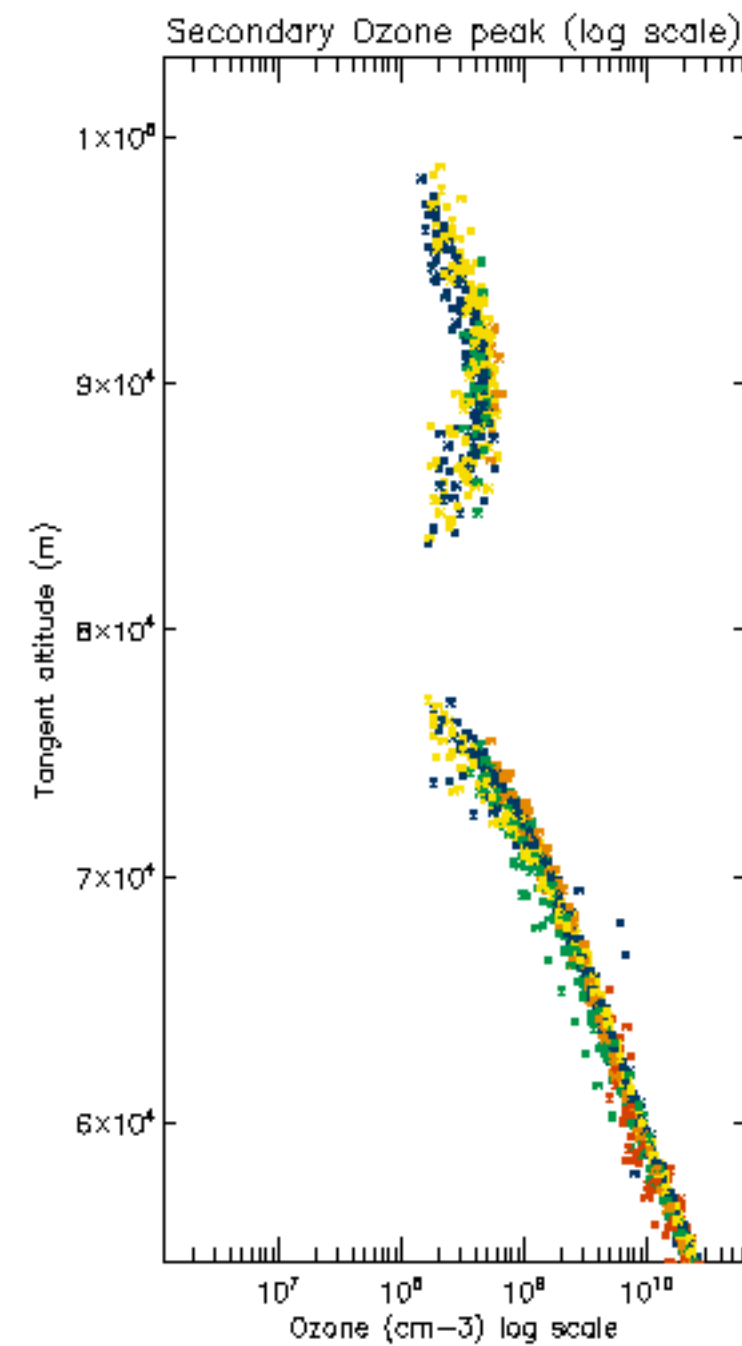
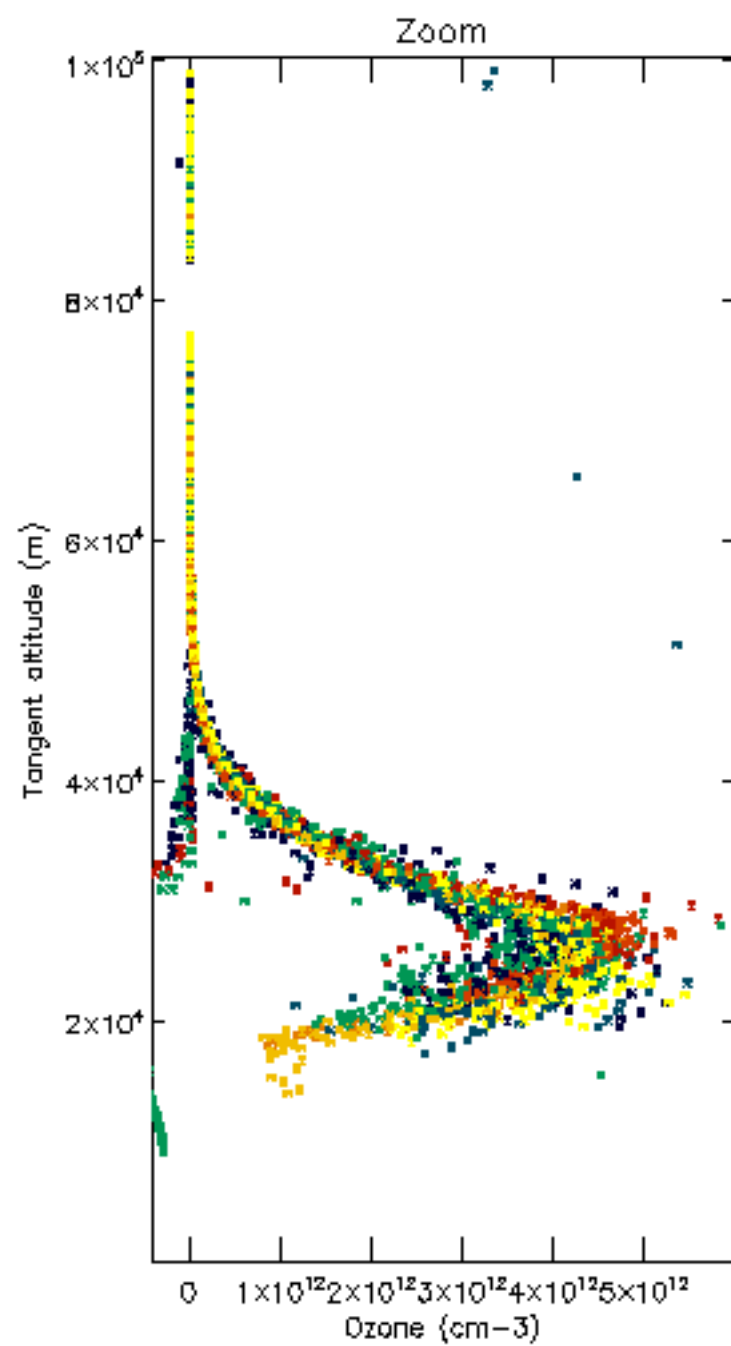
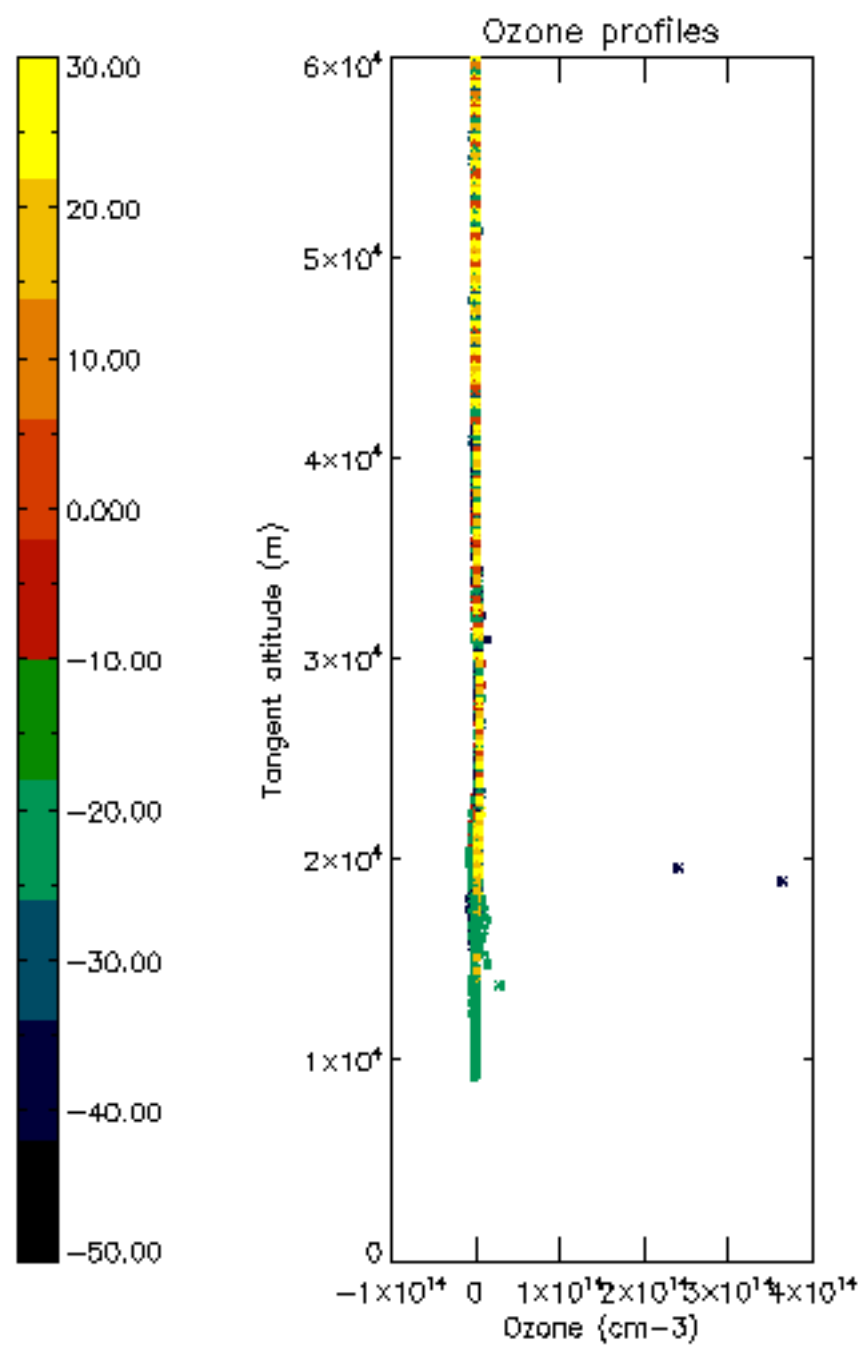
Percentage of star falling outside central band per profile

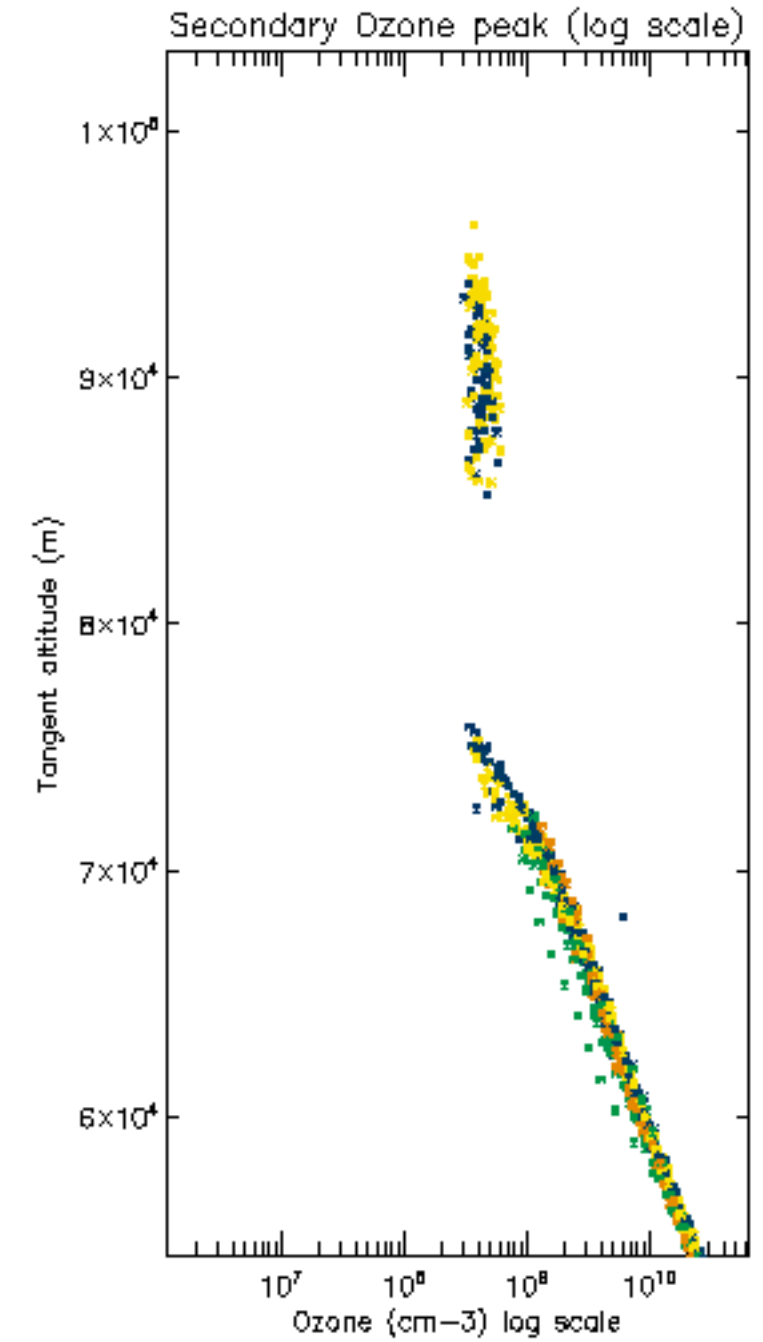
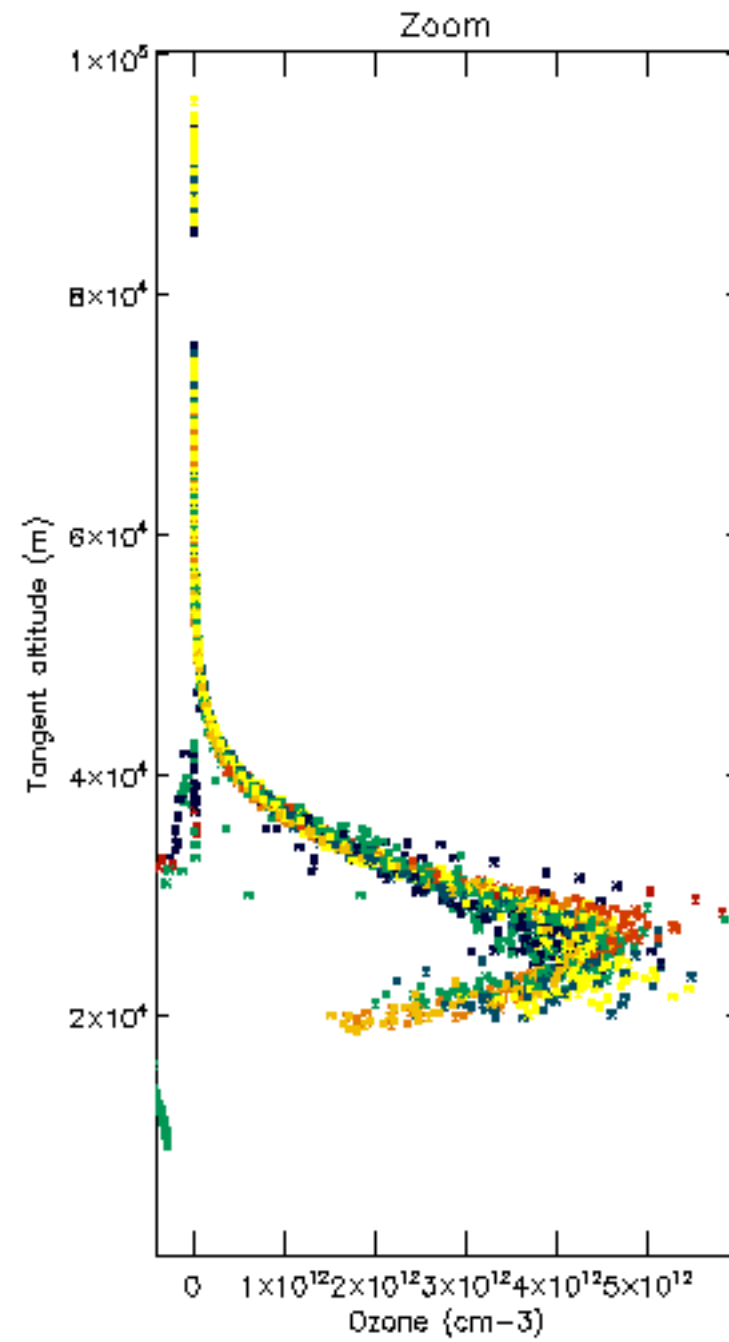
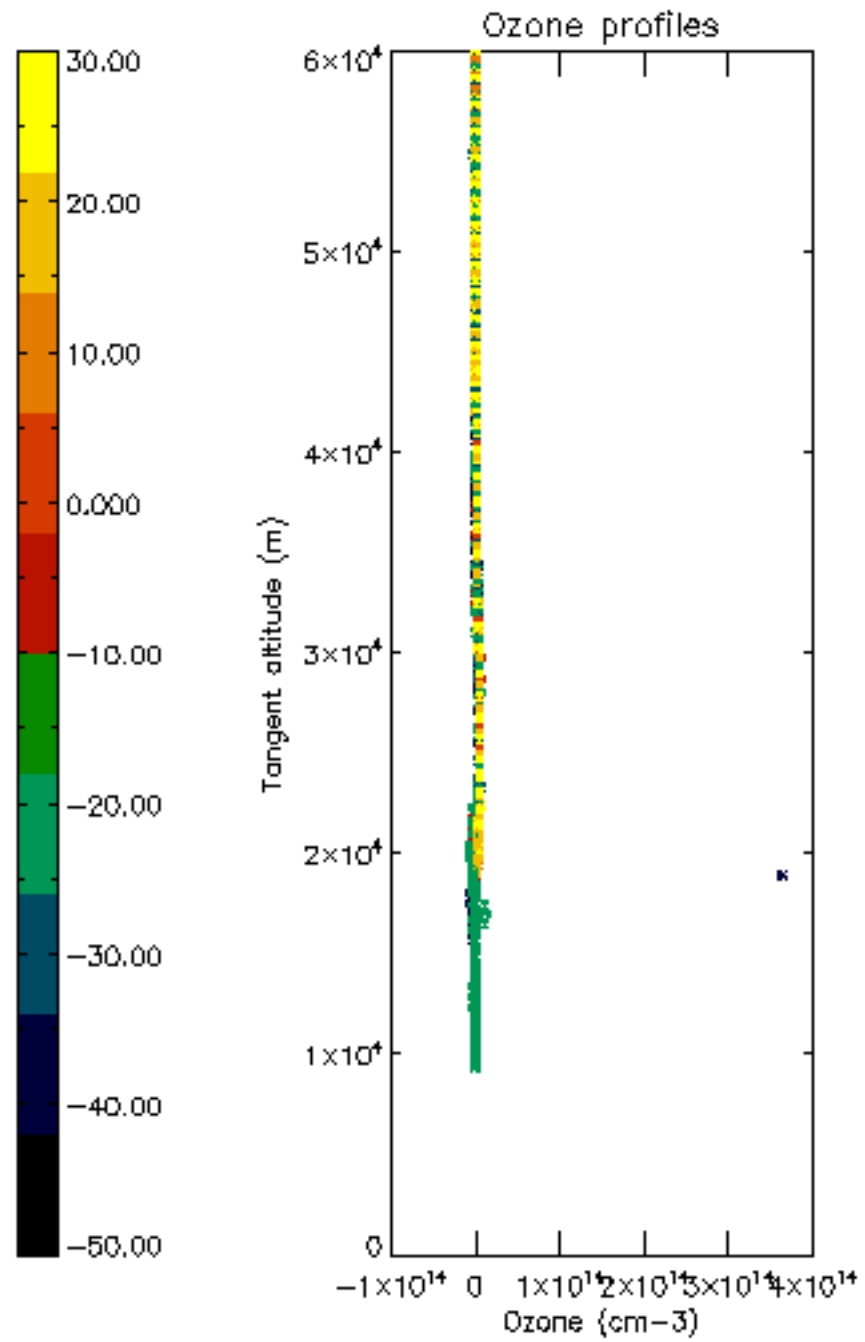


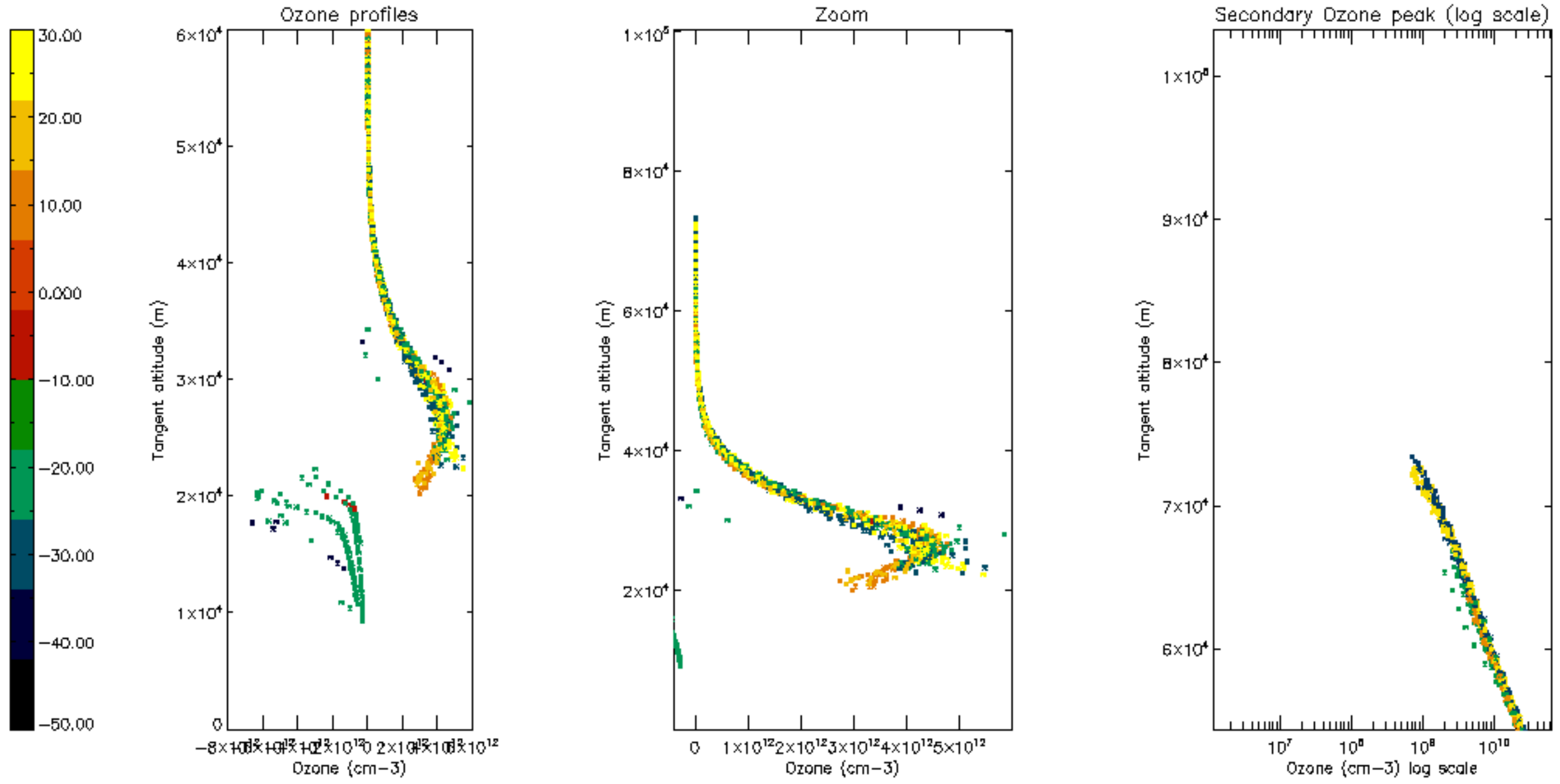
Percentage of saturation errors per profile

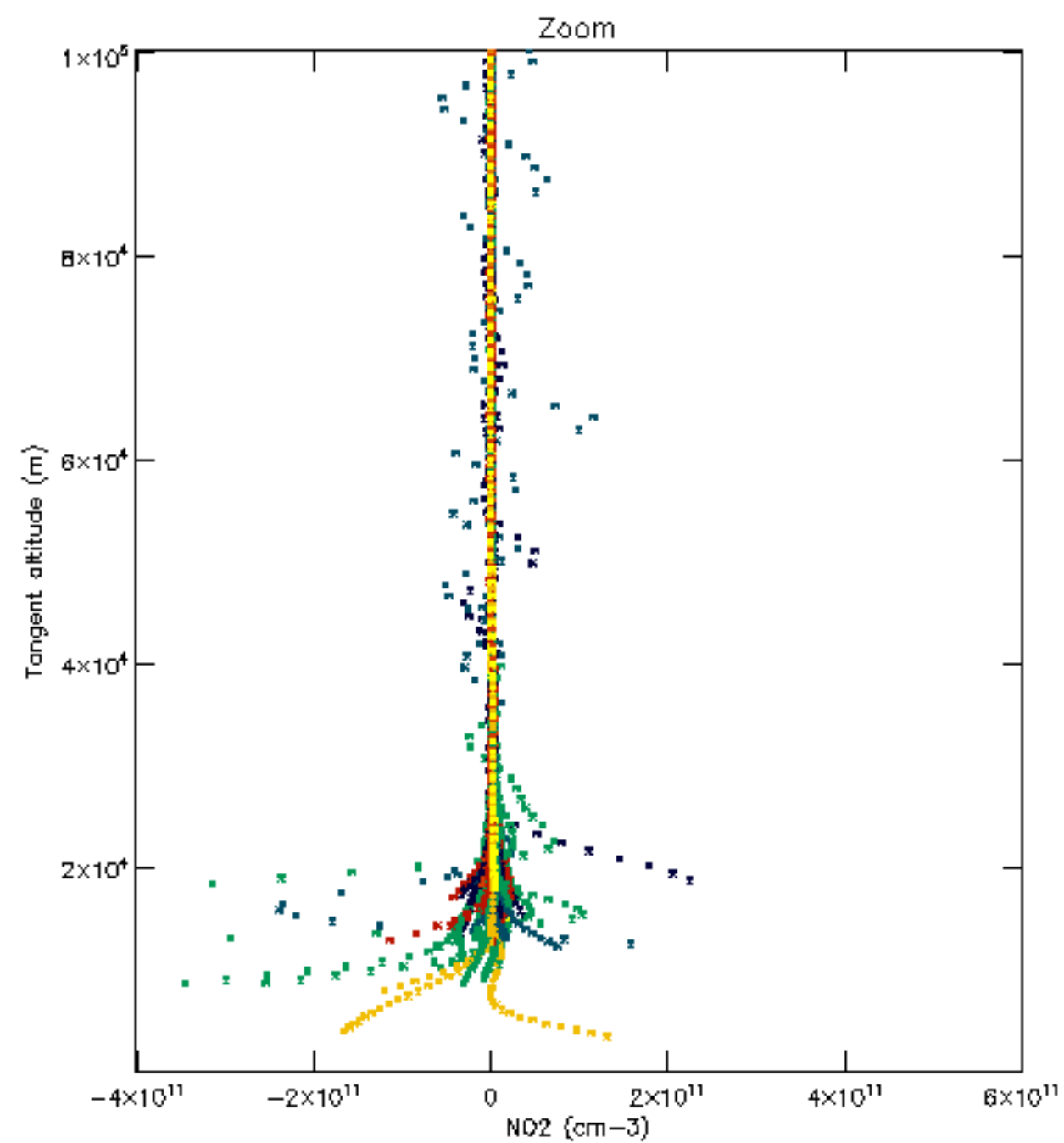
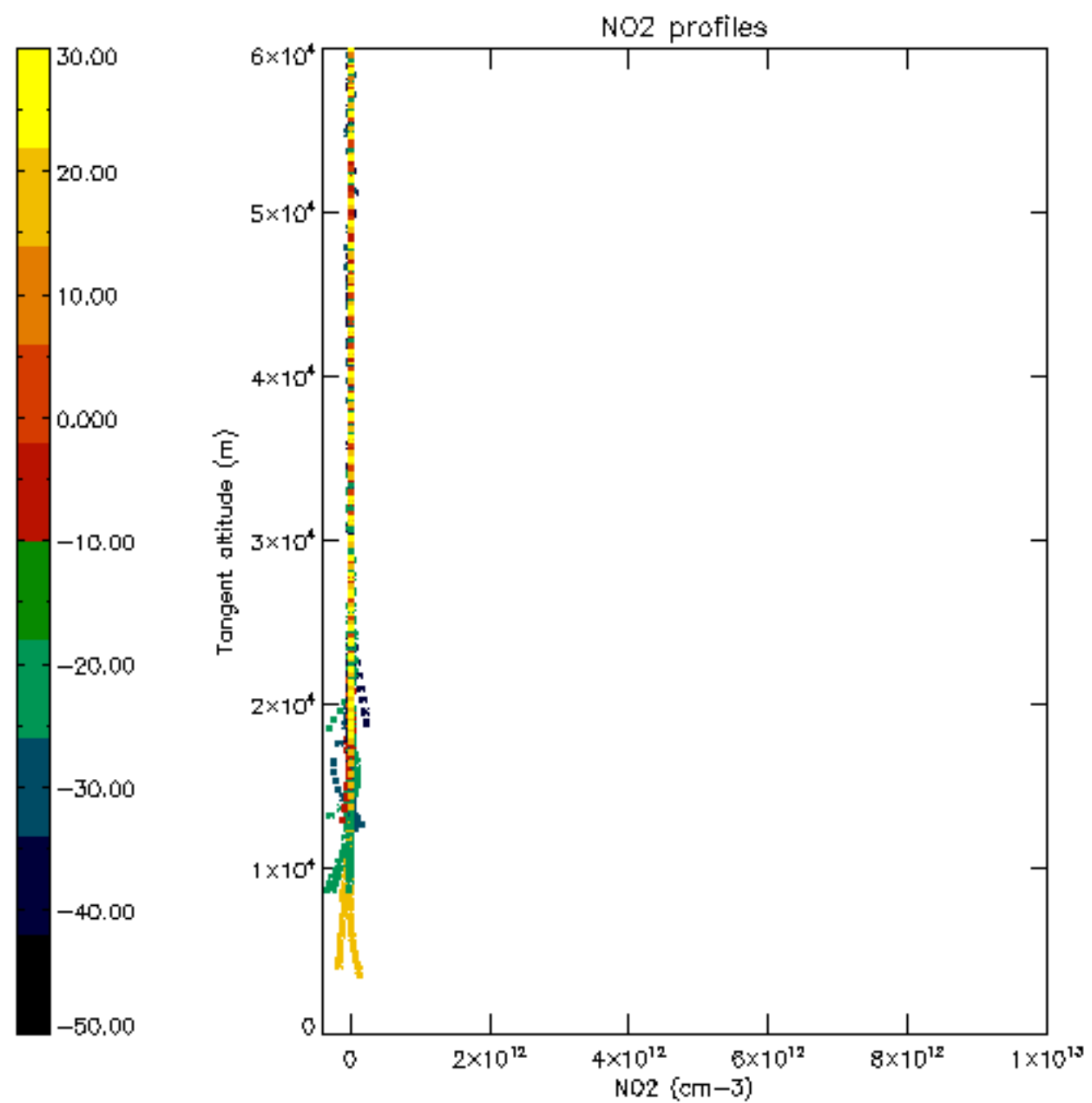


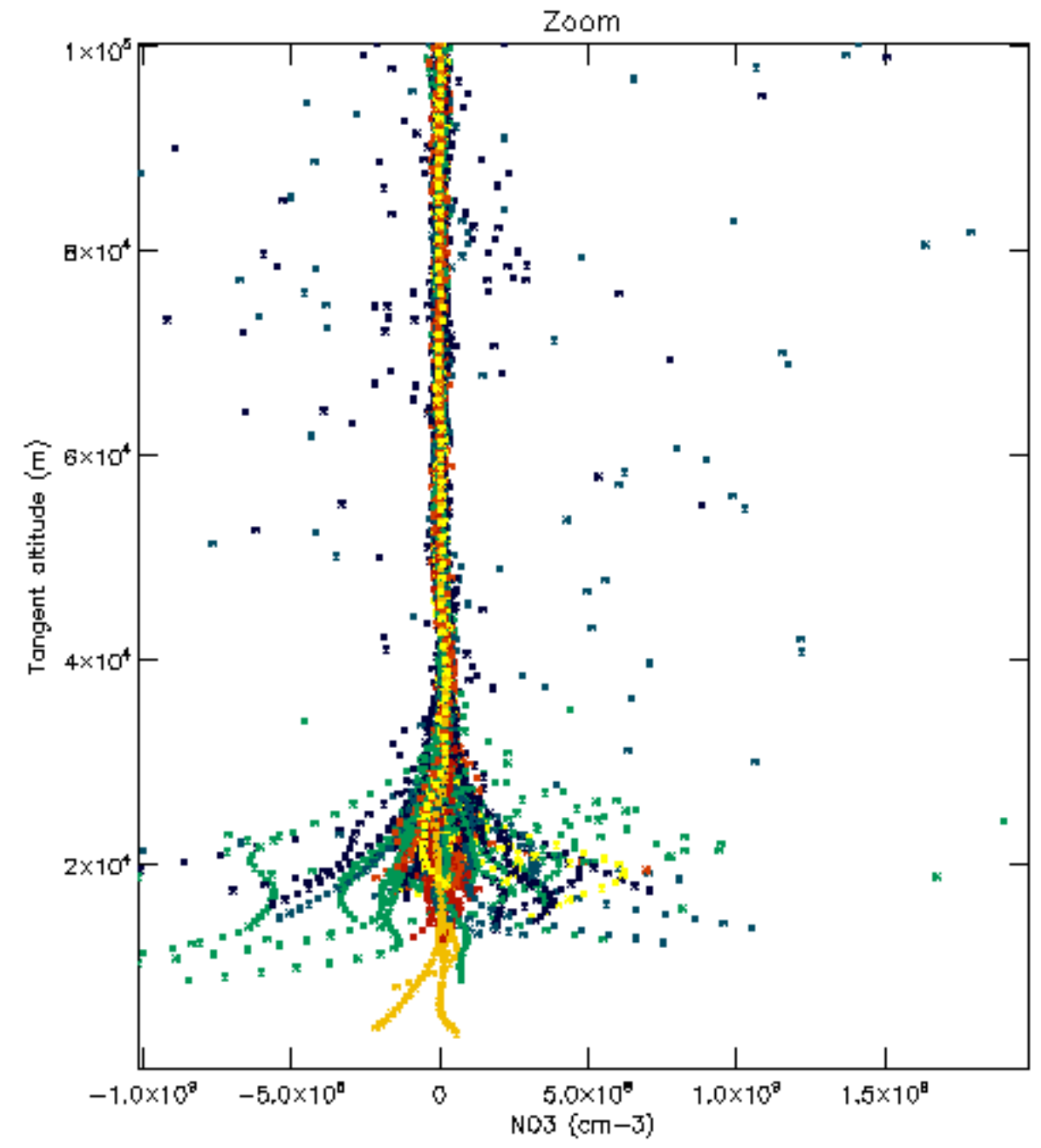
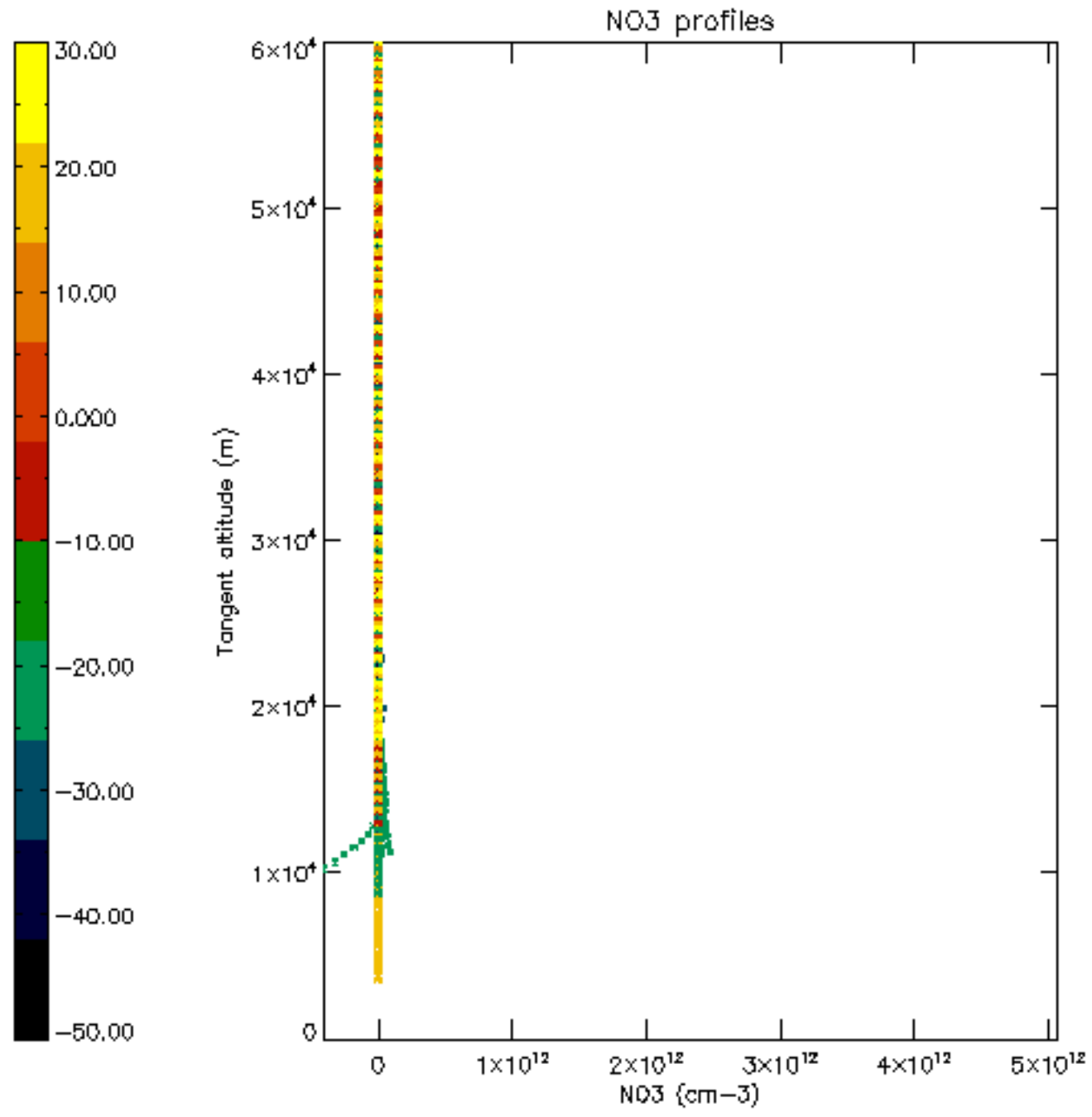


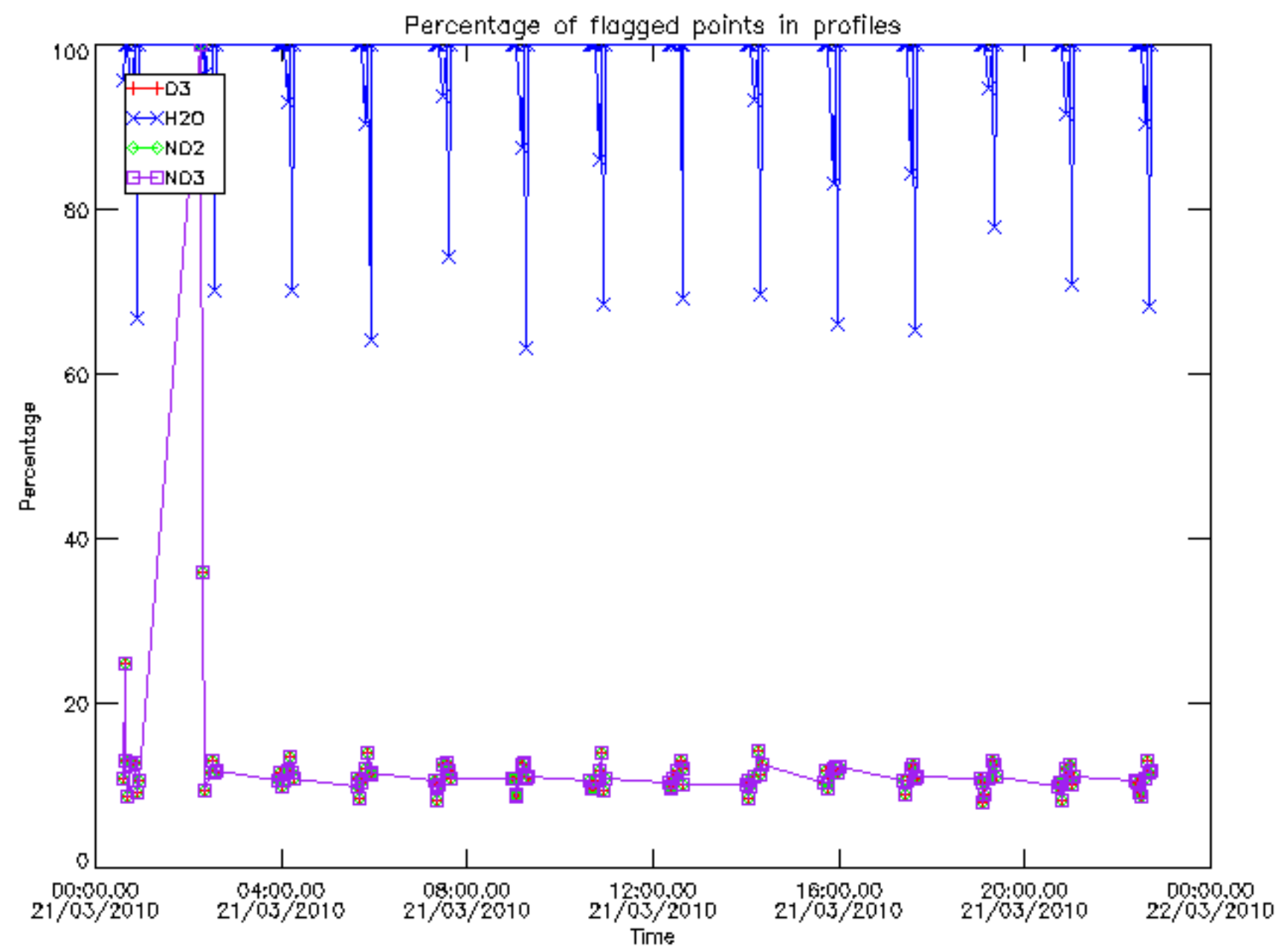




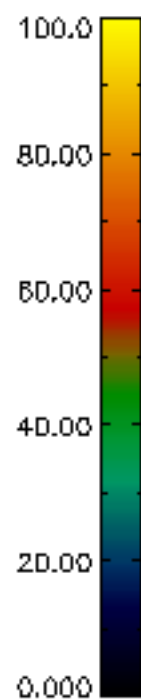
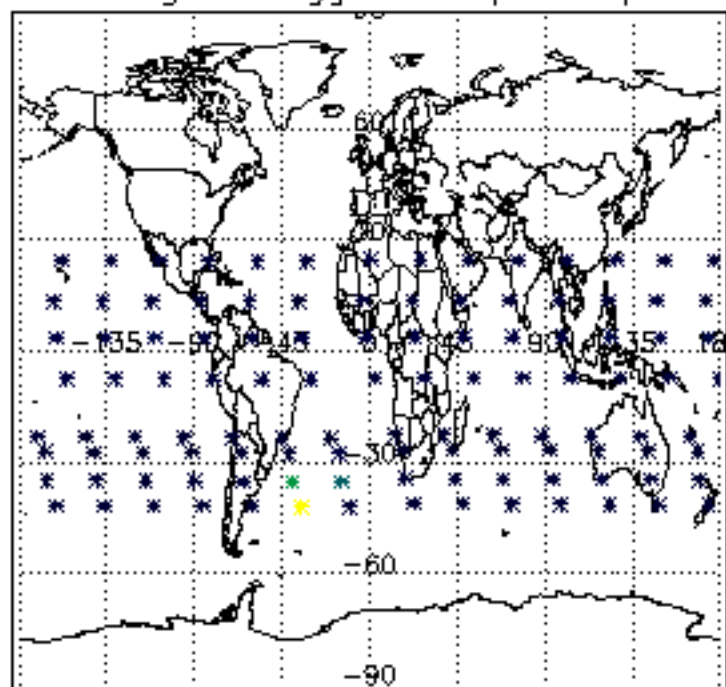




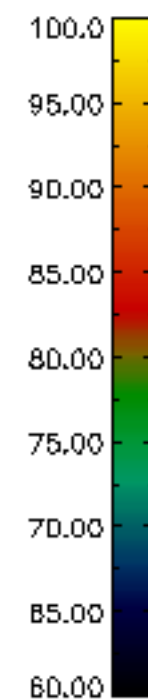
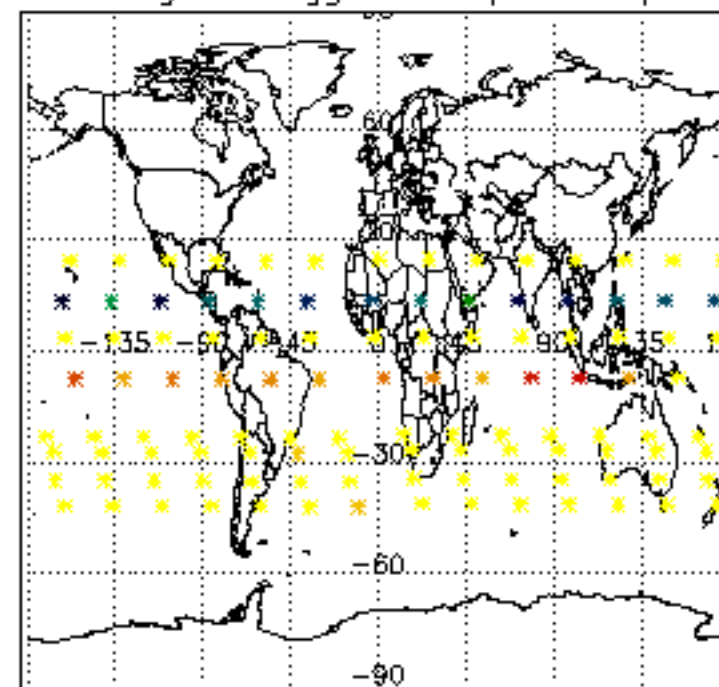




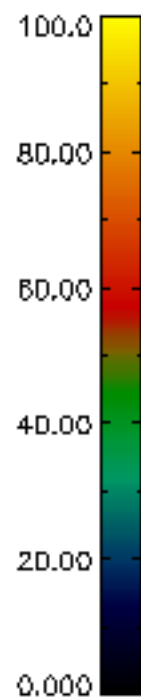
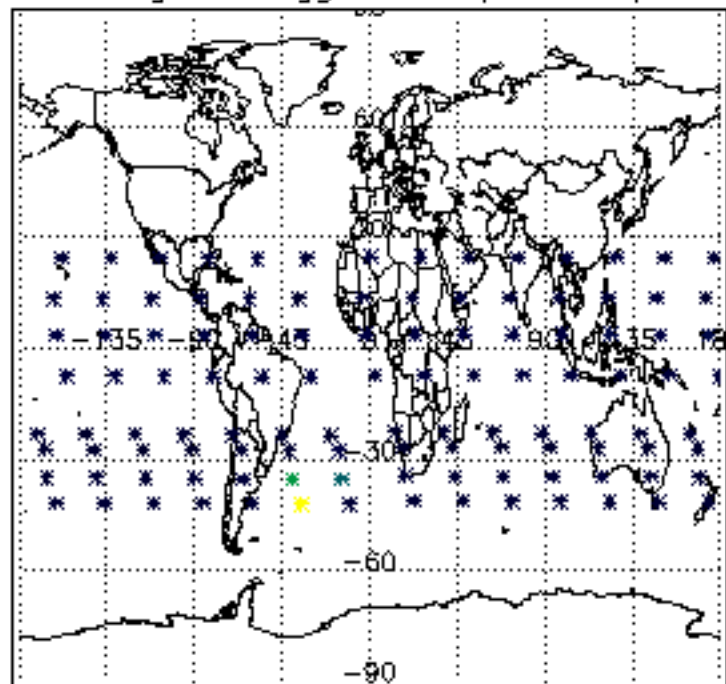
Percentage of flagged data per D3 profile



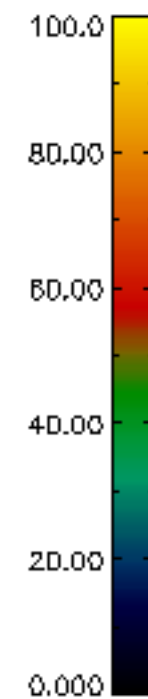
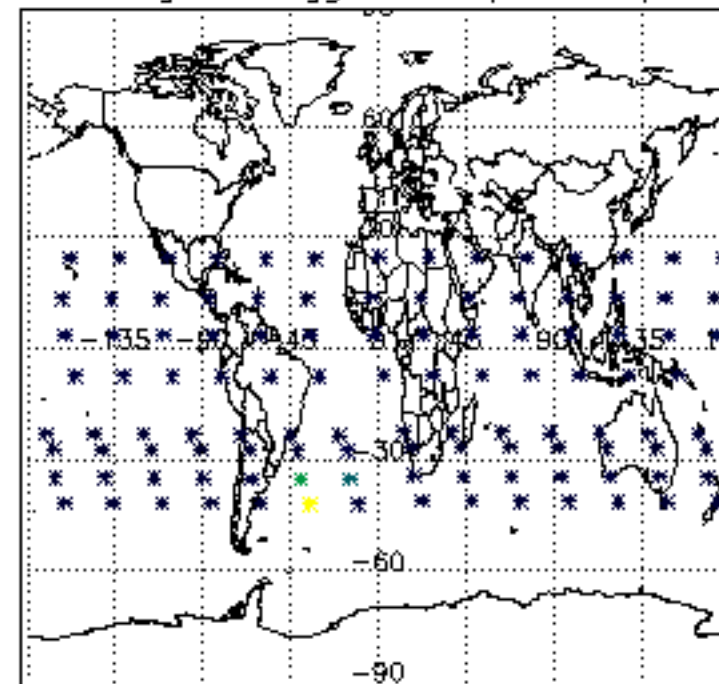
Percentage of flagged data per H2O profile

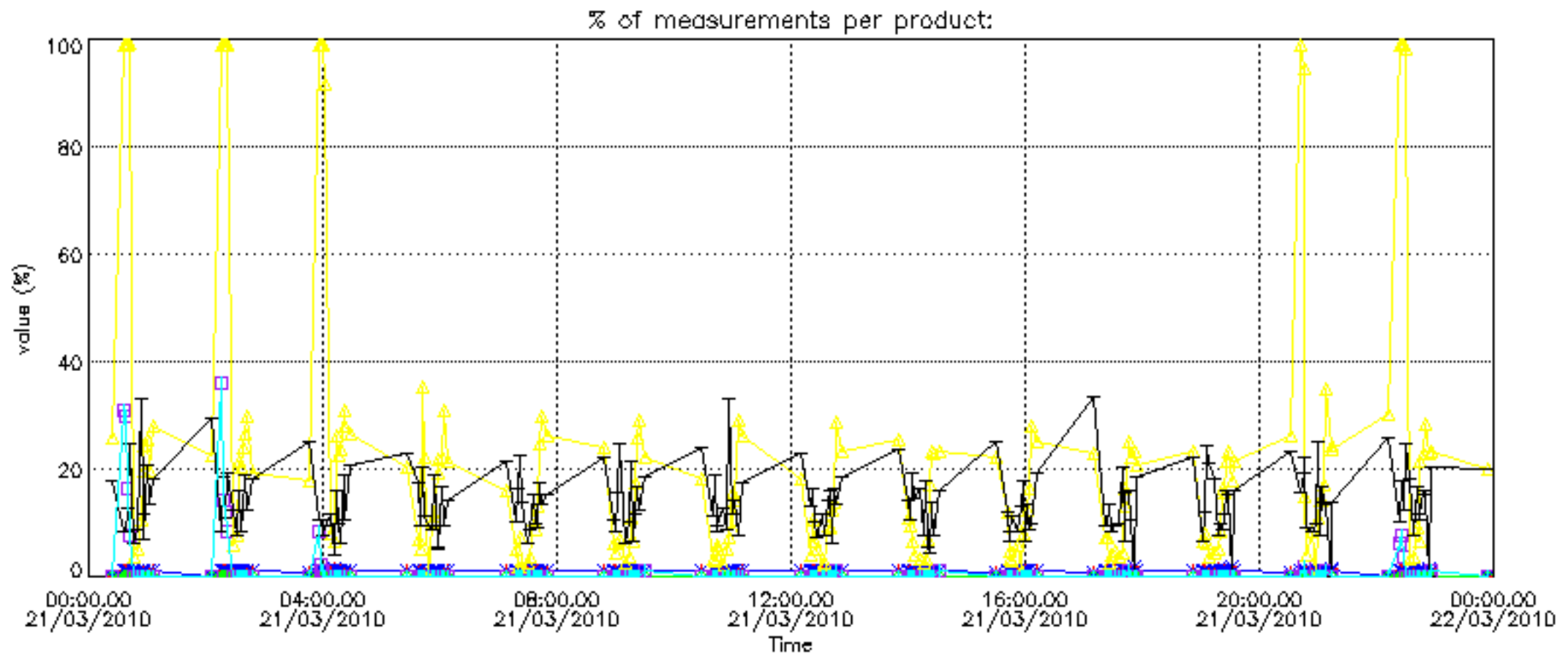


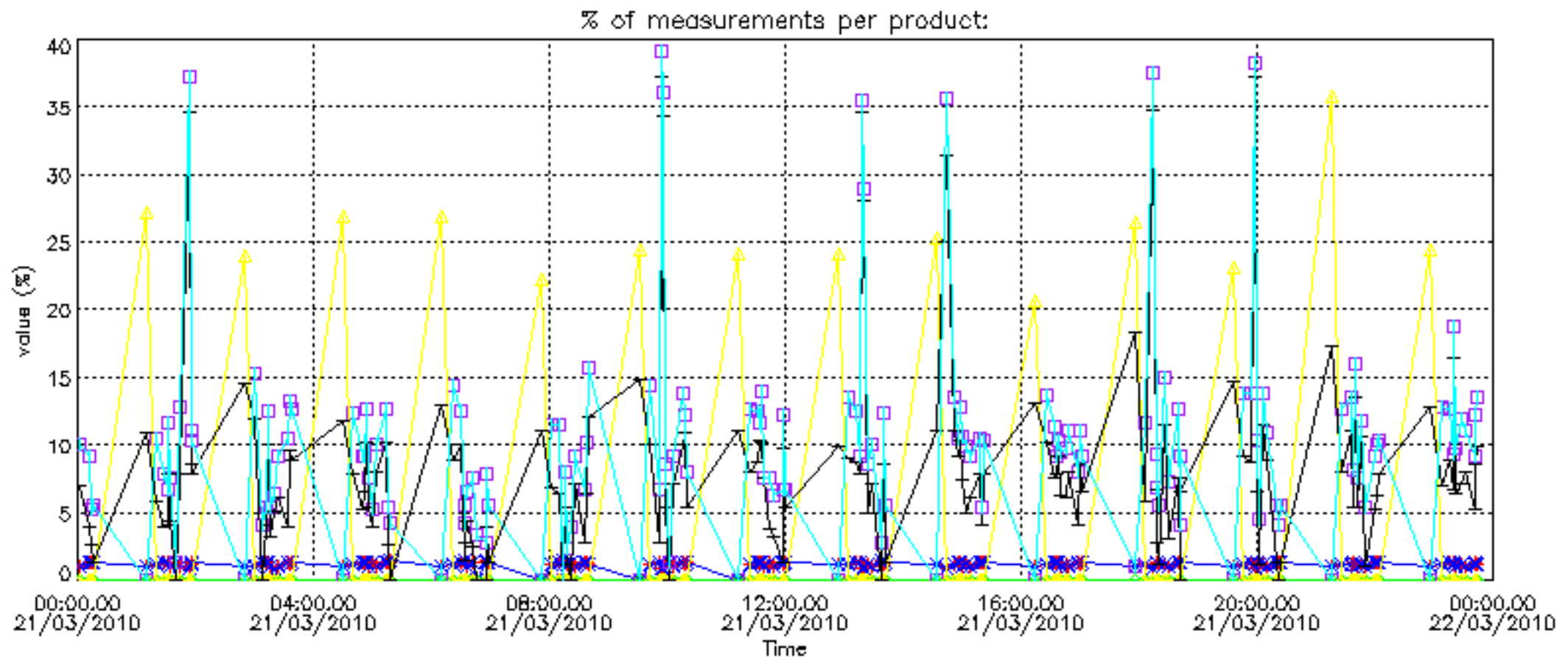
Percentage of flagged data per NO2 profile



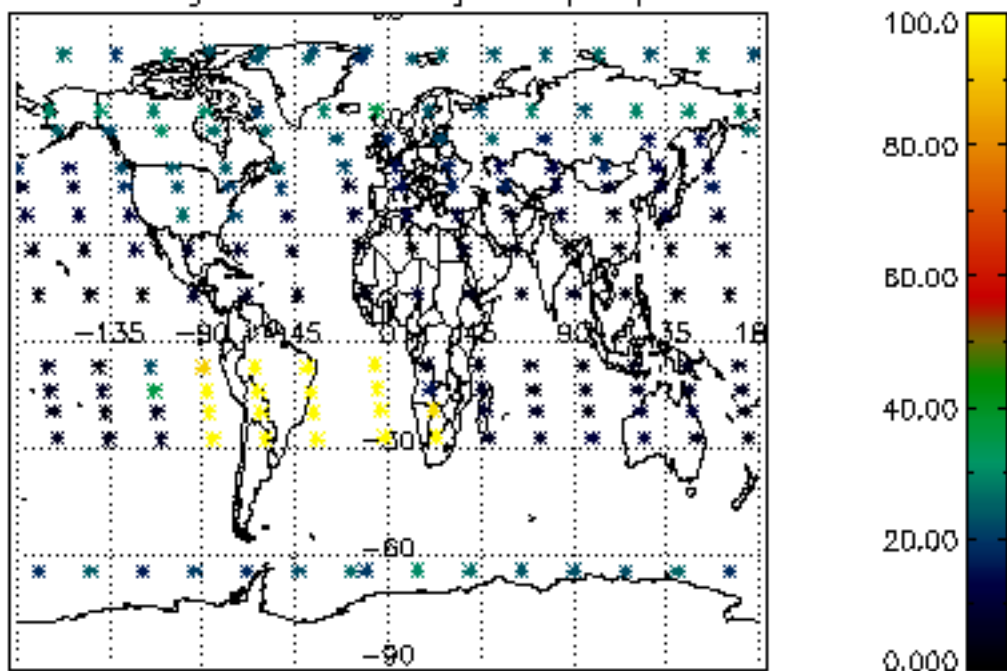
Percentage of flagged data per NO3 profile



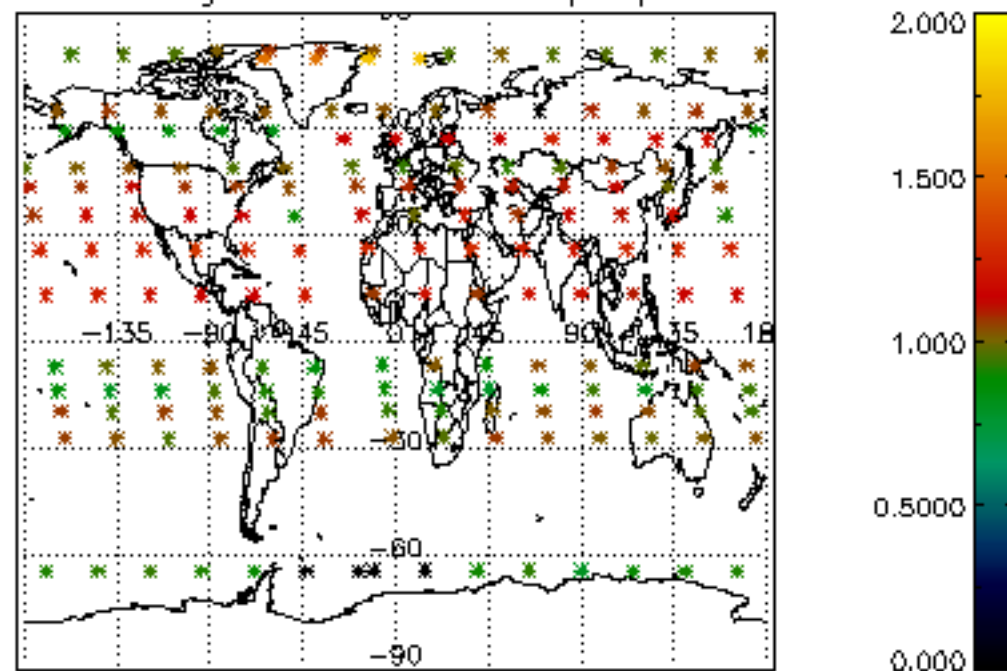




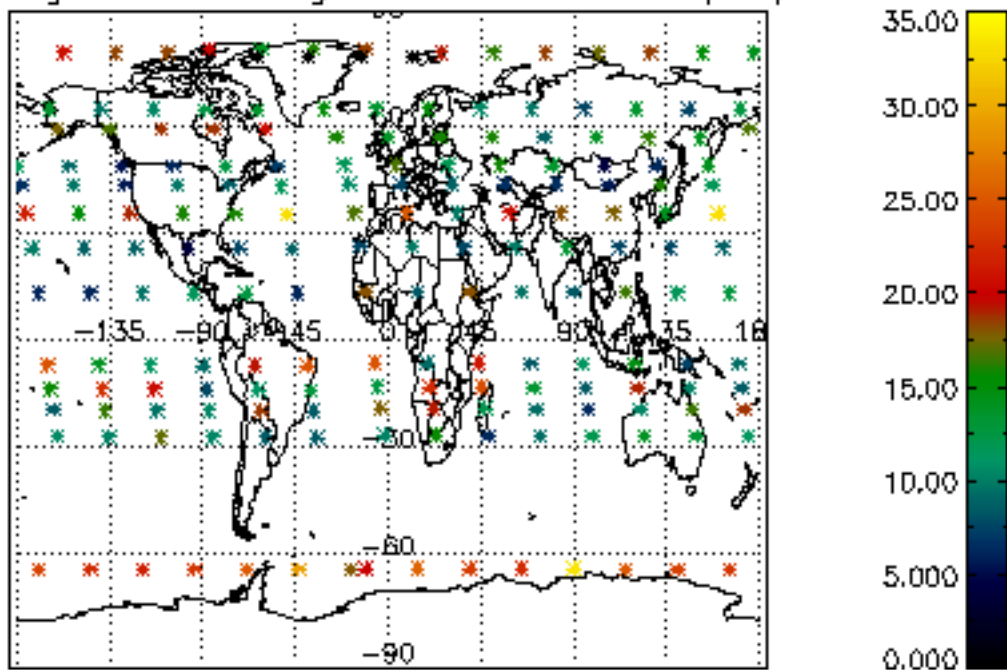
Percentage of cosmic ray hits per profile



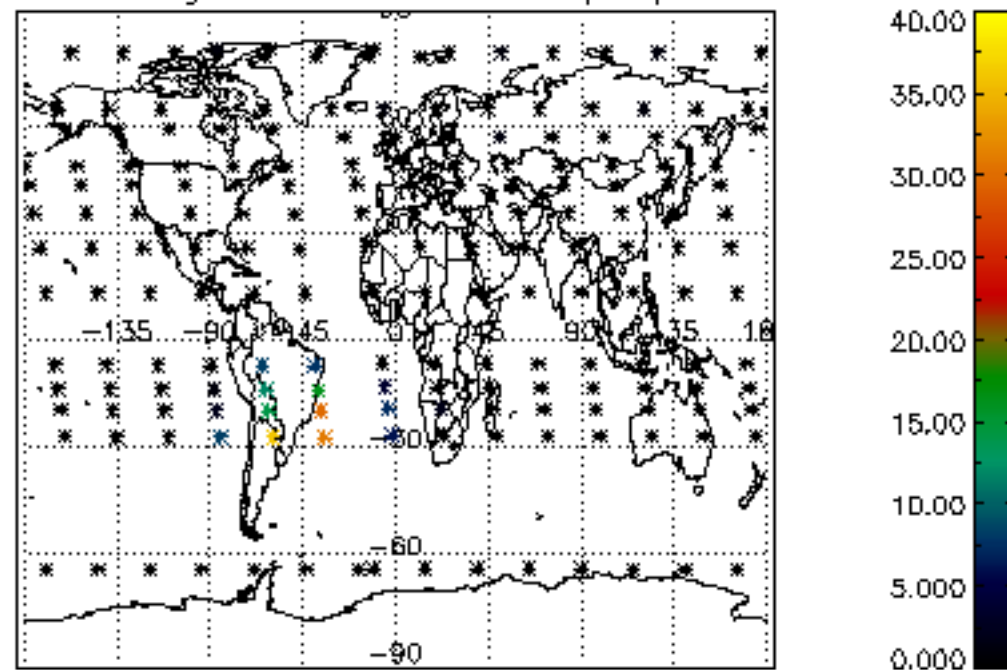
Percentage of datation errors per profile



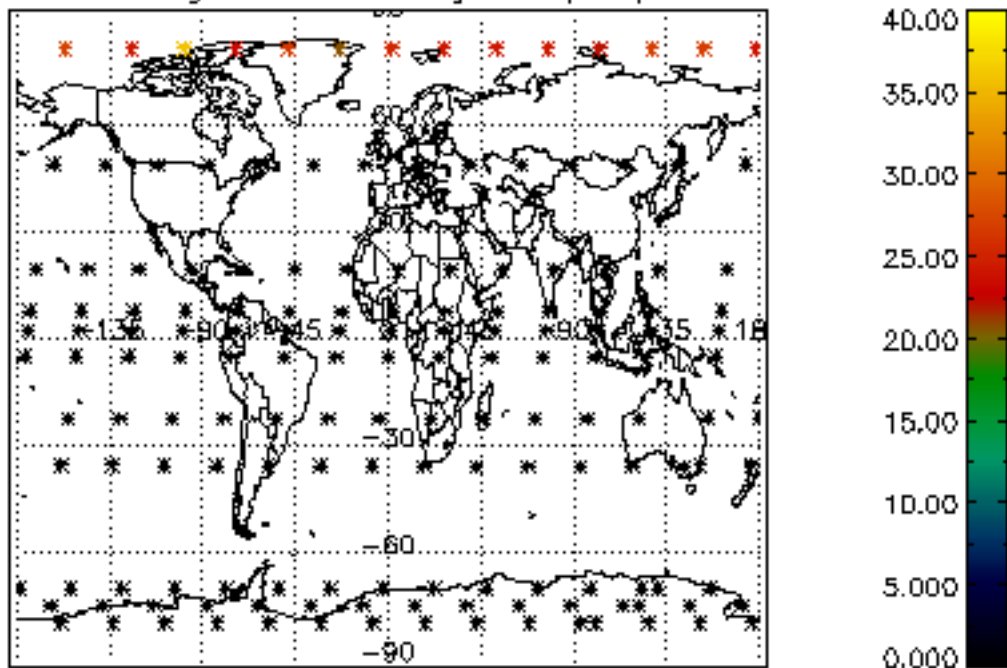
Percentage of star falling outside central band per profile



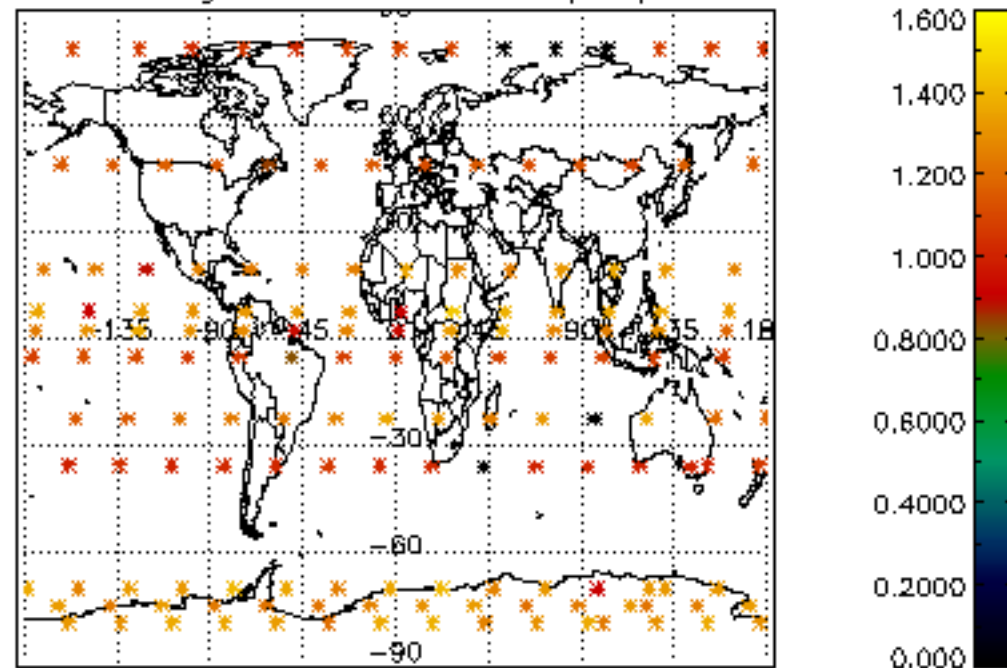
Percentage of saturation errors per profile



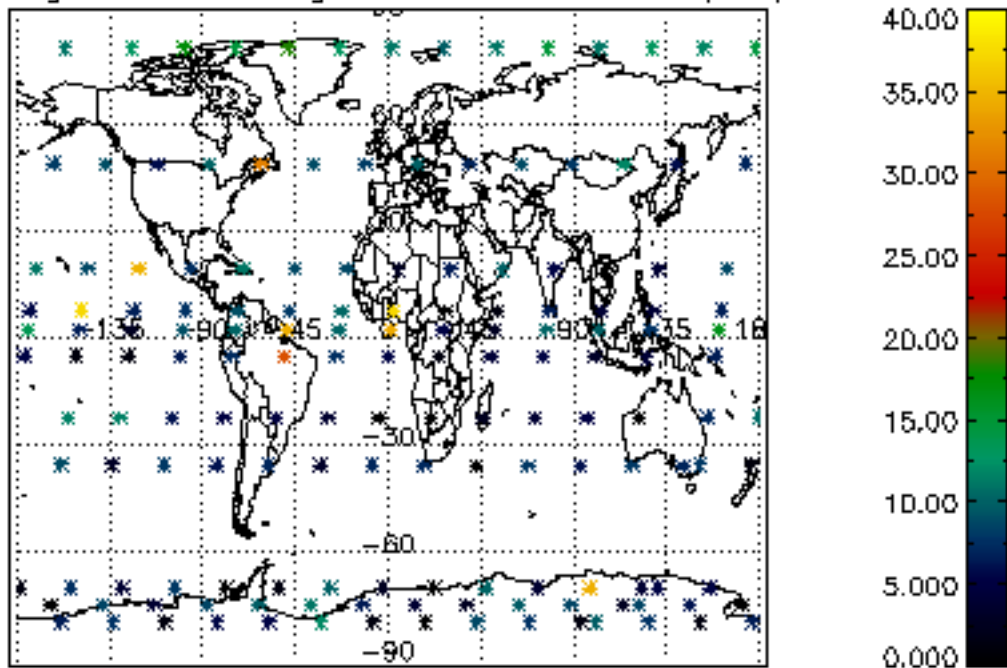
Percentage of cosmic ray hits per profile



Percentage of datation errors per profile



Percentage of star falling outside central band per profile



Percentage of saturation errors per profile

