

GOMOS Level 2 Daily Report

SUMMARY

[1. General Info](#)

[2. Summary of processed GOM_NL_2P products](#)

[3. Level 2 Quality information per product](#)

[3.1 Plot of level 2 quality information per product \(time dependant\)](#)

[3.2 Plot of level 2 quality information per product \(world map\)](#)

[4. Level 1 Quality information per product \(stored on level 2 products\)](#)

[4.1 Plot of level 1 quality information per product \(time dependant\)](#)

[4.1.1 Plot of level 1 quality information per product \(time dependant\): ASCENDING](#)

[4.1.2 Plot of level 1 quality information per product \(time dependant\): DESCENDING](#)

[4.2 Plot of level 1 quality information per product \(world map\)](#)

[4.2.1 Plot of level 1 quality information per product \(world map\): ASCENDING](#)

[4.2.2 Plot of level 1 quality information per product \(world map\): DESCENDING](#)

[5. Ozone profiles based on quality statistics and other trace gas profiles](#)

[5.1 Ozone statistics based on quality of products](#)

[5.2 Plot ozone profiles for all STD \(dark without errors\)](#)

[5.3 Plot ozone profiles where STD < 20% \(dark without errors\)](#)

[5.4. Plot ozone profiles where STD < 10% \(dark without errors\)](#)

[5.5. Plot ozone profiles where STD < 5% \(dark without errors\)](#)

[5.6 Plot NO2 profiles for all STD \(dark without errors\)](#)

[5.7 Plot NO3 profiles for all STD \(dark without errors\)](#)

[5.8 Plot H2O profiles \(only for occultations of stars 1,2,3,4,13,14,16,26,63 dark without errors\) for all STD](#)

[6. Auxiliary Data Files used for the production reported in section 2](#)

This report presents the daily analysis on parameters extracted from GOMOS level 2 data (GOM_NL__2P). It is intended to monitor some important parameters that will impact the quality of these products. A list of level 2 products (and content) that have arrived during the reporting day to the PCF is also given.

Item	Value
Time of report generation	29APR2013 08:41:35
Data source version	GOMOS/6.01
Start time of products	20-03-2010 (20MAR2010 00:00:00)
Stop time of products	21-03-2010 (21MAR2010 00:00:00)
Store outputs in DB	Yes
Nb of level 2 prods	341
Nb of prods with errors	0

2. Summary of processed GOM_NL__2P products.

Nr	Filename	UTC Start time	Limb	Duration	Star Id	Star Name	Star Mag	Star Temp	Nb Meas	Orbit	Prod. error
1	GOM_NL__2PRFIN20100320_000008_00000482087_00460_42097_0358.N1	20-MAR-2010 00:00:08	Twilight	47.500	100	4Gam Crv	2.5800	13100.	95	42097	No
2	GOM_NL__2PRFIN20100320_001052_00000462087_00460_42097_0359.N1	20-MAR-2010 00:10:52	Bright	45.500	62	94Bet Leo	2.1360	9700.0	91	42097	No
3	GOM_NL__2PRFIN20100320_001908_00000382087_00460_42097_0360.N1	20-MAR-2010 00:19:08	Bright	38.000	174	52Psi UMa	3.0040	4400.0	76	42097	No
4	GOM_NL__2PRFIN20100320_002223_00000392087_00460_42097_0361.N1	20-MAR-2010 00:22:23	Bright	38.500	82	48Bet UMa	2.3650	10600.	77	42097	No
5	GOM_NL__2PRFIN20100320_002353_00000402087_00460_42097_0362.N1	20-MAR-2010 00:23:53	Bright	39.500	36	50Alp UMa	1.8000	6300.0	79	42097	No
6	GOM_NL__2PRFIN20100320_002610_00000472087_00460_42097_0363.N1	20-MAR-2010 00:26:10	Bright	46.500	55	79Zet UMa	2.0600	10200.	93	42097	No
7	GOM_NL__2PRFIN20100320_003051_00000432087_00460_42097_0364.N1	20-MAR-2010 00:30:51	Bright	42.500	60	7Bet UMi	2.0810	3950.0	85	42097	No
8	GOM_NL__2PRFIN20100320_003442_00000512087_00460_42097_0365.N1	20-MAR-2010 00:34:42	Bright	50.500	119	14Eta Dra	2.7270	4700.0	101	42097	No
9	GOM_NL__2PRFIN20100320_004426_00000392087_00460_42097_0366.N1	20-MAR-2010 00:44:26	Bright	39.000	19	50Alp Cyg	1.2460	10500.	78	42097	No
10	GOM_NL__2PRFIN20100320_004601_00000562087_00460_42097_0367.N1	20-MAR-2010 00:46:01	Bright	56.000	66	37Gam Cyg	2.2080	5900.0	112	42097	No
11	GOM_NL__2PRFIN20100320_004747_00000352087_00460_42097_0368.N1	20-MAR-2010 00:47:47	Bright	35.000	92	53Eps Cyg	2.5000	4500.0	70	42097	No
12	GOM_NL__2PRFIN20100320_005625_00000532087_00460_42097_0369.N1	20-MAR-2010 00:56:25	Twilight	53.000	11	53Alp Aql	0.76500	8000.0	106	42097	No
13	GOM_NL__2PRFIN20100320_011036_00000562087_00460_42097_0370.N1	20-MAR-2010 01:10:36	Dark	56.000	137	22Lam Sgr	2.8240	4400.0	112	42097	No
14	GOM_NL__2PRFIN20100320_011233_00000542087_00460_42097_0371.N1	20-MAR-2010 01:12:33	Dark	53.500	38	20Eps Sgr	1.8360	11000.	107	42097	No
15	GOM_NL__2PRFIN20100320_011817_00000452087_00461_42098_0099.N1	20-MAR-2010 01:18:17	Dark	44.500	141	Bet Ara	2.8400	4600.0	89	42098	No
16	GOM_NL__2PRFIN20100320_012152_00000382087_00461_42098_0100.N1	20-MAR-2010 01:21:52	Dark	38.000	134	Bet TrA	2.8100	6600.0	76	42098	No
17	GOM_NL__2PRFIN20100320_012437_00000572087_00461_42098_0101.N1	20-MAR-2010 01:24:37	Dark	57.000	4	Alp1Cen	-0.010000	5800.0	114	42098	No
18	GOM_NL__2PRFIN20100320_012646_00000462087_00461_42098_0102.N1	20-MAR-2010 01:26:46	Dark	45.500	78	Alp Lup	2.3040	28000.	91	42098	No
19	GOM_NL__2PRFIN20100320_012817_00000512087_00461_42098_0103.N1	20-MAR-2010 01:28:17	Straylight	50.500	81	Eta Cen	2.3560	28000.	101	42098	No
20	GOM_NL__2PRFIN20100320_013120_00000582087_00461_42098_0104.N1	20-MAR-2010 01:31:20	Straylight	58.000	54	5The Cen	2.0550	4500.0	116	42098	No
21	GOM_NL__2PRFIN20100320_013259_00000482087_00461_42098_0105.N1	20-MAR-2010 01:32:59	Straylight	47.500	123	lot Cen	2.7500	10200.	95	42098	No
22	GOM_NL__2PRFIN20100320_013831_00000502087_00461_42098_0106.N1	20-MAR-2010 01:38:31	Straylight	50.000	106	9Bet Crv	2.6480	5600.0	100	42098	No
23	GOM_NL__2PRFIN20100320_014044_00000512087_00461_42098_0107.N1	20-MAR-2010 01:40:44	Twilight	51.000	100	4Gam Crv	2.5800	13100.	102	42098	No
24	GOM_NL__2PRFIN20100320_015127_00000472087_00461_42098_0108.N1	20-MAR-2010 01:51:27	Bright	47.000	62	94Bet Leo	2.1360	9700.0	94	42098	No
25	GOM_NL__2PRFIN20100320_015944_00000382087_00461_42098_0109.N1	20-MAR-2010 01:59:44	Bright	37.500	174	52Psi UMa	3.0040	4400.0	75	42098	No
26	GOM_NL__2PRFIN20100320_020258_00000372087_00461_42098_0110.N1	20-MAR-2010 02:02:58	Bright	37.000	82	48Bet UMa	2.3650	10600.	74	42098	No
27	GOM_NL__2PRFIN20100320_020429_00000372087_00461_42098_0111.N1	20-MAR-2010 02:04:29	Bright	36.500	36	50Alp UMa	1.8000	6300.0	73	42098	No
28	GOM_NL__2PRFIN20100320_020646_00000462087_00461_42098_0112.N1	20-MAR-2010 02:06:46	Bright	45.500	55	79Zet UMa	2.0600	10200.	91	42098	No
29	GOM_NL__2PRFIN20100320_021126_00000372087_00461_42098_0113.N1	20-MAR-2010 02:11:26	Bright	37.000	60	7Bet UMi	2.0810	3950.0	74	42098	No
30	GOM_NL__2PRFIN20100320_021517_00000502087_00461_42098_0114.N1	20-MAR-2010 02:15:17	Bright	49.500	119	14Eta Dra	2.7270	4700.0	99	42098	No
31	GOM_NL__2PRFIN20100320_022501_00000382087_00461_42098_0115.N1	20-MAR-2010 02:25:01	Bright	38.000	19	50Alp Cyg	1.2460	10500.	76	42098	No
32	GOM_NL__2PRFIN20100320_022637_00000412087_00461_42098_0116.N1	20-MAR-2010 02:26:37	Bright	40.500	66	37Gam Cyg	2.2080	5900.0	81	42098	No
33	GOM_NL__2PRFIN20100320_022823_00000382087_00461_42098_0117.N1	20-MAR-2010 02:28:23	Bright	38.000	92	53Eps Cyg	2.5000	4500.0	76	42098	No
34	GOM_NL__2PRFIN20100320_023701_00000532087_00461_42098_0118.N1	20-MAR-2010 02:37:01	Twilight	52.500	11	53Alp Aql	0.76500	8000.0	105	42098	No
35	GOM_NL__2PRFIN20100320_024733_00000462087_00461_42098_0119.N1	20-MAR-2010 02:47:33	Dark	46.000	155	41Pi Sgr	2.9000	6600.0	92	42098	No
36	GOM_NL__2PRFIN20100320_024938_00000482087_00461_42098_0120.N1	20-MAR-2010 02:49:38	Dark	48.000	57	34Sig Sgr	2.0660	26000.	96	42098	No
37	GOM_NL__2PRFIN20100320_025114_00000582087_00461_42098_0121.N1	20-MAR-2010 02:51:14	Dark	58.000	137	22Lam Sgr	2.8240	4400.0	116	42098	No
38	GOM_NL__2PRFIN20100320_025310_00000522087_00461_42098_0122.N1	20-MAR-2010 02:53:10	Dark	51.500	38	20Eps Sgr	1.8360	11000.	103	42098	No
39	GOM_NL__2PRFIN20100320_025854_00000422087_00462_42099_0107.N1	20-MAR-2010 02:58:54	Dark	42.000	141	Bet Ara	2.8400	4600.0	84	42099	No
40	GOM_NL__2PRFIN20100320_030229_00000412087_00462_42099_0108.N1	20-MAR-2010 03:02:29	Dark	41.000	134	Bet TrA	2.8100	6600.0	82	42099	No
41	GOM_NL__2PRFIN20100320_030513_00000532087_00462_42099_0109.N1	20-MAR-2010 03:05:13	Dark	52.500	4	Alp1Cen	-0.010000	5800.0	105	42099	No
42	GOM_NL__2PRFIN20100320_030723_00000482087_00462_42099_0110.N1	20-MAR-2010 03:07:23	Dark	48.000	78	Alp Lup	2.3040	28000.	96	42099	No

43	GOM_NL__2PRFIN20100320_030854_000000492087_00462_42099_0111.N1	20-MAR-2010 03:08:54	Straylight	49.000	81	Eta Cen	2.3560	28000.	98	42099	No
44	GOM_NL__2PRFIN20100320_031157_000000592087_00462_42099_0112.N1	20-MAR-2010 03:11:57	Straylight	59.000	54	5The Cen	2.0550	4500.0	118	42099	No
45	GOM_NL__2PRFIN20100320_031335_000000492087_00462_42099_0113.N1	20-MAR-2010 03:13:35	Straylight	49.000	123	lot Cen	2.7500	10200.	98	42099	No
46	GOM_NL__2PRFIN20100320_031907_000000532087_00462_42099_0114.N1	20-MAR-2010 03:19:07	Straylight	53.000	106	9Bet Crv	2.6480	5600.0	106	42099	No
47	GOM_NL__2PRFIN20100320_032120_000000492087_00462_42099_0115.N1	20-MAR-2010 03:21:20	Tw_i_and_stray	49.000	100	4Gam Crv	2.5800	13100.	98	42099	No
48	GOM_NL__2PRFIN20100320_033203_000000462087_00462_42099_0116.N1	20-MAR-2010 03:32:03	Bright	46.000	62	94Bet Leo	2.1360	9700.0	92	42099	No
49	GOM_NL__2PRFIN20100320_034020_000000392087_00462_42099_0117.N1	20-MAR-2010 03:40:20	Bright	39.000	174	52Psi UMa	3.0040	4400.0	78	42099	No
50	GOM_NL__2PRFIN20100320_034335_000000382087_00462_42099_0118.N1	20-MAR-2010 03:43:35	Bright	37.500	82	48Bet UMa	2.3650	10600.	75	42099	No
51	GOM_NL__2PRFIN20100320_034505_000000402087_00462_42099_0119.N1	20-MAR-2010 03:45:05	Bright	39.500	36	50Alp UMa	1.8000	6300.0	79	42099	No
52	GOM_NL__2PRFIN20100320_034720_000000482087_00462_42099_0120.N1	20-MAR-2010 03:47:20	Bright	48.000	55	79Zet UMa	2.0600	10200.	96	42099	No
53	GOM_NL__2PRFIN20100320_035202_000000582087_00462_42099_0121.N1	20-MAR-2010 03:52:02	Bright	58.000	60	7Bet UMi	2.0810	3950.0	116	42099	No
54	GOM_NL__2PRFIN20100320_035552_000000502087_00462_42099_0122.N1	20-MAR-2010 03:55:52	Bright	50.000	119	14Eta Dra	2.7270	4700.0	100	42099	No
55	GOM_NL__2PRFIN20100320_040538_000000402087_00462_42099_0123.N1	20-MAR-2010 04:05:38	Bright	39.500	19	50Alp Cyg	1.2460	10500.	79	42099	No
56	GOM_NL__2PRFIN20100320_040713_000000392087_00462_42099_0124.N1	20-MAR-2010 04:07:13	Bright	39.000	66	37Gam Cyg	2.2080	5900.0	78	42099	No
57	GOM_NL__2PRFIN20100320_040859_000000552087_00462_42099_0125.N1	20-MAR-2010 04:08:59	Bright	55.000	92	53Eps Cyg	2.5000	4500.0	110	42099	No
58	GOM_NL__2PRFIN20100320_041737_000000542087_00462_42099_0126.N1	20-MAR-2010 04:17:37	Tw_i_and_stray	54.000	11	53Alp Aql	0.76500	8000.0	108	42099	No
59	GOM_NL__2PRFIN20100320_042810_000000512087_00462_42099_0127.N1	20-MAR-2010 04:28:10	Dark	50.500	155	41Pi Sgr	2.9000	6600.0	101	42099	No
60	GOM_NL__2PRFIN20100320_043015_000000502087_00462_42099_0128.N1	20-MAR-2010 04:30:15	Dark	49.500	57	34Sig Sgr	2.0660	26000.	99	42099	No
61	GOM_NL__2PRFIN20100320_043151_000000542087_00462_42099_0129.N1	20-MAR-2010 04:31:51	Dark	54.000	137	22Lam Sgr	2.8240	4400.0	108	42099	No
62	GOM_NL__2PRFIN20100320_043347_000000482087_00462_42099_0130.N1	20-MAR-2010 04:33:47	Dark	48.000	38	20Eps Sgr	1.8360	11000.	96	42099	No
63	GOM_NL__2PRFIN20100320_043931_000000432087_00463_42100_0155.N1	20-MAR-2010 04:39:31	Dark	43.000	141	Bet Ara	2.8400	4600.0	86	42100	No
64	GOM_NL__2PRFIN20100320_044306_000000392087_00463_42100_0156.N1	20-MAR-2010 04:43:06	Dark	38.500	134	Bet TrA	2.8100	6600.0	77	42100	No
65	GOM_NL__2PRFIN20100320_044549_000000522087_00463_42100_0157.N1	20-MAR-2010 04:45:49	Dark	51.500	4	Alp1Cen	-0.010000	5800.0	103	42100	No
66	GOM_NL__2PRFIN20100320_044800_000000472087_00463_42100_0158.N1	20-MAR-2010 04:48:00	Dark	46.500	78	Alp Lup	2.3040	28000.	93	42100	No
67	GOM_NL__2PRFIN20100320_044931_000000532087_00463_42100_0159.N1	20-MAR-2010 04:49:31	Straylight	52.500	81	Eta Cen	2.3560	28000.	105	42100	No
68	GOM_NL__2PRFIN20100320_045233_000000592087_00463_42100_0160.N1	20-MAR-2010 04:52:33	Straylight	59.000	54	5The Cen	2.0550	4500.0	118	42100	No
69	GOM_NL__2PRFIN20100320_045412_000000482087_00463_42100_0161.N1	20-MAR-2010 04:54:12	Straylight	48.000	123	lot Cen	2.7500	10200.	96	42100	No
70	GOM_NL__2PRFIN20100320_045943_000000522087_00463_42100_0162.N1	20-MAR-2010 04:59:43	Straylight	51.500	106	9Bet Crv	2.6480	5600.0	103	42100	No
71	GOM_NL__2PRFIN20100320_050156_000000492087_00463_42100_0163.N1	20-MAR-2010 05:01:56	Tw_i_and_stray	48.500	100	4Gam Crv	2.5800	13100.	97	42100	No
72	GOM_NL__2PRFIN20100320_051238_000000452087_00463_42100_0164.N1	20-MAR-2010 05:12:38	Bright	44.500	62	94Bet Leo	2.1360	9700.0	89	42100	No
73	GOM_NL__2PRFIN20100320_052056_000000392087_00463_42100_0165.N1	20-MAR-2010 05:20:56	Bright	38.500	174	52Psi UMa	3.0040	4400.0	77	42100	No
74	GOM_NL__2PRFIN20100320_052410_000000372087_00463_42100_0166.N1	20-MAR-2010 05:24:10	Bright	37.000	82	48Bet UMa	2.3650	10600.	74	42100	No
75	GOM_NL__2PRFIN20100320_052541_000000392087_00463_42100_0167.N1	20-MAR-2010 05:25:41	Bright	39.000	36	50Alp UMa	1.8000	6300.0	78	42100	No
76	GOM_NL__2PRFIN20100320_052756_000000482087_00463_42100_0168.N1	20-MAR-2010 05:27:56	Bright	47.500	55	79Zet UMa	2.0600	10200.	95	42100	No
77	GOM_NL__2PRFIN20100320_053238_000000582087_00463_42100_0169.N1	20-MAR-2010 05:32:38	Bright	58.000	60	7Bet UMi	2.0810	3950.0	116	42100	No
78	GOM_NL__2PRFIN20100320_053627_000000452087_00463_42100_0170.N1	20-MAR-2010 05:36:27	Bright	44.500	119	14Eta Dra	2.7270	4700.0	89	42100	No
79	GOM_NL__2PRFIN20100320_054614_000000402087_00463_42100_0171.N1	20-MAR-2010 05:46:14	Bright	39.500	19	50Alp Cyg	1.2460	10500.	79	42100	No
80	GOM_NL__2PRFIN20100320_054749_000000412087_00463_42100_0172.N1	20-MAR-2010 05:47:49	Bright	41.000	66	37Gam Cyg	2.2080	5900.0	82	42100	No
81	GOM_NL__2PRFIN20100320_054935_000000402087_00463_42100_0173.N1	20-MAR-2010 05:49:35	Bright	39.500	92	53Eps Cyg	2.5000	4500.0	79	42100	No
82	GOM_NL__2PRFIN20100320_055814_000000592087_00463_42100_0174.N1	20-MAR-2010 05:58:14	Tw_i_and_stray	58.500	11	53Alp Aql	0.76500	8000.0	117	42100	No
83	GOM_NL__2PRFIN20100320_060846_000000522087_00463_42100_0175.N1	20-MAR-2010 06:08:46	Dark	51.500	155	41Pi Sgr	2.9000	6600.0	103	42100	No
84	GOM_NL__2PRFIN20100320_061052_000000482087_00463_42100_0176.N1	20-MAR-2010 06:10:52	Dark	48.000	57	34Sig Sgr	2.0660	26000.	96	42100	No
85	GOM_NL__2PRFIN20100320_061228_000000532087_00463_42100_0177.N1	20-MAR-2010 06:12:28	Dark	52.500	137	22Lam Sgr	2.8240	4400.0	105	42100	No
86	GOM_NL__2PRFIN20100320_061424_000000552087_00463_42100_0178.N1	20-MAR-2010 06:14:24	Dark	54.500	38	20Eps Sgr	1.8360	11000.	109	42100	No
87	GOM_NL__2PRFIN20100320_062008_000000432087_00464_42101_0163.N1	20-MAR-2010 06:20:08	Dark	42.500	141	Bet Ara	2.8400	4600.0	85	42101	No
88	GOM_NL__2PRFIN20100320_062342_000000402087_00464_42101_0164.N1	20-MAR-2010 06:23:42	Dark	40.000	134	Bet TrA	2.8100	6600.0	80	42101	No
89	GOM_NL__2PRFIN20100320_062626_000000442087_00464_42101_0165.N1	20-MAR-2010 06:26:26	Dark	43.500	4	Alp1Cen	-0.010000	5800.0	87	42101	No
90	GOM_NL__2PRFIN20100320_062837_000000472087_00464_42101_0166.N1	20-MAR-2010 06:28:37	Dark	47.000	78	Alp Lup	2.3040	28000.	94	42101	No
91	GOM_NL__2PRFIN20100320_063007_000000542087_00464_42101_0167.N1	20-MAR-2010 06:30:07	Straylight	53.500	81	Eta Cen	2.3560	28000.	107	42101	No
92	GOM_NL__2PRFIN20100320_063310_000000592087_00464_42101_0168.N1	20-MAR-2010 06:33:10	Straylight	58.500	54	5The Cen	2.0550	4500.0	117	42101	No
93	GOM_NL__2PRFIN20100320_063448_000000482087_00464_42101_0169.N1	20-MAR-2010 06:34:48	Straylight	48.000	123	lot Cen	2.7500	10200.	96	42101	No
94	GOM_NL__2PRFIN20100320_064020_000000532087_00464_42101_0170.N1	20-MAR-2010 06:40:20	Straylight	53.000	106	9Bet Crv	2.6480	5600.0	106	42101	No
95	GOM_NL__2PRFIN20100320_064232_000000502087_00464_42101_0171.N1	20-MAR-2010 06:42:32	Tw_i_and_stray	49.500	100	4Gam Crv	2.5800	13100.	99	42101	No
96	GOM_NL__2PRFIN20100320_065314_000000452087_00464_42101_0172.N1	20-MAR-2010 06:53:14	Bright	45.000	62	94Bet Leo	2.1360	9700.0	90	42101	No
97	GOM_NL__2PRFIN20100320_070131_000000402087_00464_42101_0173.N1	20-MAR-2010 07:01:31	Bright	39.500	174	52Psi UMa	3.0040	4400.0	79	42101	No
98	GOM_NL__2PRFIN20100320_070446_000000372087_00464_42101_0174.N1	20-MAR-2010 07:04:46	Bright	37.000	82	48Bet UMa	2.3650	10600.	74	42101	No
99	GOM_NL__2PRFIN20100320_070617_000000552087_00464_42101_0175.N1	20-MAR-2010 07:06:17	Bright	55.000	36	50Alp UMa	1.8000	6300.0	110	42101	No
100	GOM_NL__2PRFIN20100320_070831_000000472087_00464_42101_0176.N1	20-MAR-2010 07:08:31	Bright	46.500	55	79Zet UMa	2.0600	10200.	93	42101	No
101	GOM_NL__2PRFIN20100320_071313_000000392087_00464_42101_0177.N1	20-MAR-2010 07:13:13	Bright	39.000	60	7Bet UMi	2.0810	3950.0	78	42101	No

102	GOM_NL__2PRFIN20100320_071703_000000502087_00464_42101_0178.N1	20-MAR-2010 07:17:03	Bright	50.000	119	14Eta Dra	2.7270	4700.0	100	42101	No
103	GOM_NL__2PRFIN20100320_072650_000000362087_00464_42101_0179.N1	20-MAR-2010 07:26:50	Bright	36.000	19	50Alp Cyg	1.2460	10500.	72	42101	No
104	GOM_NL__2PRFIN20100320_072825_000000372087_00464_42101_0180.N1	20-MAR-2010 07:28:25	Bright	37.000	66	37Gam Cyg	2.2080	5900.0	74	42101	No
105	GOM_NL__2PRFIN20100320_073011_000000372087_00464_42101_0181.N1	20-MAR-2010 07:30:11	Bright	36.500	92	53Eps Cyg	2.5000	4500.0	73	42101	No
106	GOM_NL__2PRFIN20100320_073850_000000522087_00464_42101_0182.N1	20-MAR-2010 07:38:50	Twilight	52.000	11	53Alp Aql	0.76500	8000.0	104	42101	No
107	GOM_NL__2PRFIN20100320_074923_000000492087_00464_42101_0183.N1	20-MAR-2010 07:49:23	Dark	48.500	155	41Pi Sgr	2.9000	6600.0	97	42101	No
108	GOM_NL__2PRFIN20100320_075129_000000492087_00464_42101_0184.N1	20-MAR-2010 07:51:29	Dark	49.000	57	34Sig Sgr	2.0660	26000.	98	42101	No
109	GOM_NL__2PRFIN20100320_075305_000000532087_00464_42101_0185.N1	20-MAR-2010 07:53:05	Dark	52.500	137	22Lam Sgr	2.8240	4400.0	105	42101	No
110	GOM_NL__2PRFIN20100320_075501_000000512087_00464_42101_0186.N1	20-MAR-2010 07:55:01	Dark	50.500	38	20Eps Sgr	1.8360	11000.	101	42101	No
111	GOM_NL__2PRFIN20100320_080044_000000462087_00465_42102_0171.N1	20-MAR-2010 08:00:44	Dark	45.500	141	Bet Ara	2.8400	4600.0	91	42102	No
112	GOM_NL__2PRFIN20100320_080419_000000392087_00465_42102_0172.N1	20-MAR-2010 08:04:19	Dark	39.000	134	Bet TrA	2.8100	6600.0	78	42102	No
113	GOM_NL__2PRFIN20100320_080703_000000452087_00465_42102_0173.N1	20-MAR-2010 08:07:03	Dark	44.500	4	Alp1Cen	-0.010000	5800.0	89	42102	No
114	GOM_NL__2PRFIN20100320_080914_000000472087_00465_42102_0174.N1	20-MAR-2010 08:09:14	Dark	46.500	78	Alp Lup	2.3040	28000.	93	42102	No
115	GOM_NL__2PRFIN20100320_081044_000000532087_00465_42102_0175.N1	20-MAR-2010 08:10:44	Straylight	52.500	81	Eta Cen	2.3560	28000.	105	42102	No
116	GOM_NL__2PRFIN20100320_081347_000000592087_00465_42102_0176.N1	20-MAR-2010 08:13:47	Straylight	59.000	54	5The Cen	2.0550	4500.0	118	42102	No
117	GOM_NL__2PRFIN20100320_081525_000000492087_00465_42102_0177.N1	20-MAR-2010 08:15:25	Straylight	49.000	123	lot Cen	2.7500	10200.	98	42102	No
118	GOM_NL__2PRFIN20100320_082056_000000522087_00465_42102_0178.N1	20-MAR-2010 08:20:56	Straylight	51.500	106	9Bet Crv	2.6480	5600.0	103	42102	No
119	GOM_NL__2PRFIN20100320_082308_000000452087_00465_42102_0179.N1	20-MAR-2010 08:23:08	Twilight	44.500	100	4Gam Crv	2.5800	13100.	89	42102	No
120	GOM_NL__2PRFIN20100320_083349_000000462087_00465_42102_0180.N1	20-MAR-2010 08:33:49	Bright	46.000	62	94Bet Leo	2.1360	9700.0	92	42102	No
121	GOM_NL__2PRFIN20100320_084207_000000402087_00465_42102_0181.N1	20-MAR-2010 08:42:07	Bright	39.500	174	52Psi UMa	3.0040	4400.0	79	42102	No
122	GOM_NL__2PRFIN20100320_084522_000000552087_00465_42102_0182.N1	20-MAR-2010 08:45:22	Bright	55.000	82	48Bet UMa	2.3650	10600.	110	42102	No
123	GOM_NL__2PRFIN20100320_084652_000000382087_00465_42102_0183.N1	20-MAR-2010 08:46:52	Bright	37.500	36	50Alp UMa	1.8000	6300.0	75	42102	No
124	GOM_NL__2PRFIN20100320_084906_000000462087_00465_42102_0184.N1	20-MAR-2010 08:49:06	Bright	46.000	55	79Zet UMa	2.0600	10200.	92	42102	No
125	GOM_NL__2PRFIN20100320_085349_000000362087_00465_42102_0185.N1	20-MAR-2010 08:53:49	Bright	36.000	60	7Bet UMi	2.0810	3950.0	72	42102	No
126	GOM_NL__2PRFIN20100320_085738_000000502087_00465_42102_0186.N1	20-MAR-2010 08:57:38	Bright	50.000	119	14Eta Dra	2.7270	4700.0	100	42102	No
127	GOM_NL__2PRFIN20100320_090725_000000392087_00465_42102_0187.N1	20-MAR-2010 09:07:25	Bright	39.000	19	50Alp Cyg	1.2460	10500.	78	42102	No
128	GOM_NL__2PRFIN20100320_090901_000000392087_00465_42102_0188.N1	20-MAR-2010 09:09:01	Bright	38.500	66	37Gam Cyg	2.2080	5900.0	77	42102	No
129	GOM_NL__2PRFIN20100320_091047_000000392087_00465_42102_0189.N1	20-MAR-2010 09:10:47	Bright	39.000	92	53Eps Cyg	2.5000	4500.0	78	42102	No
130	GOM_NL__2PRFIN20100320_091927_000000562087_00465_42102_0190.N1	20-MAR-2010 09:19:27	Twilight	55.500	11	53Alp Aql	0.76500	8000.0	111	42102	No
131	GOM_NL__2PRFIN20100320_093000_000000472087_00465_42102_0191.N1	20-MAR-2010 09:30:00	Dark	47.000	155	41Pi Sgr	2.9000	6600.0	94	42102	No
132	GOM_NL__2PRFIN20100320_093206_000000472087_00465_42102_0192.N1	20-MAR-2010 09:32:06	Dark	47.000	57	34Sig Sgr	2.0660	26000.	94	42102	No
133	GOM_NL__2PRFIN20100320_093342_000000532087_00465_42102_0193.N1	20-MAR-2010 09:33:42	Dark	53.000	137	22Lam Sgr	2.8240	4400.0	106	42102	No
134	GOM_NL__2PRFIN20100320_093538_000000482087_00465_42102_0194.N1	20-MAR-2010 09:35:38	Dark	48.000	38	20Eps Sgr	1.8360	11000.	96	42102	No
135	GOM_NL__2PRFIN20100320_094121_000000432087_00466_42103_0179.N1	20-MAR-2010 09:41:21	Dark	42.500	141	Bet Ara	2.8400	4600.0	85	42103	No
136	GOM_NL__2PRFIN20100320_094455_000000392087_00466_42103_0180.N1	20-MAR-2010 09:44:55	Dark	39.000	134	Bet TrA	2.8100	6600.0	78	42103	No
137	GOM_NL__2PRFIN20100320_094739_000000422087_00466_42103_0181.N1	20-MAR-2010 09:47:39	Dark	41.500	4	Alp1Cen	-0.010000	5800.0	83	42103	No
138	GOM_NL__2PRFIN20100320_094950_000000492087_00466_42103_0182.N1	20-MAR-2010 09:49:50	Dark	49.000	78	Alp Lup	2.3040	28000.	98	42103	No
139	GOM_NL__2PRFIN20100320_095121_000000522087_00466_42103_0183.N1	20-MAR-2010 09:51:21	Straylight	51.500	81	Eta Cen	2.3560	28000.	103	42103	No
140	GOM_NL__2PRFIN20100320_095424_000000592087_00466_42103_0184.N1	20-MAR-2010 09:54:24	Straylight	58.500	54	5The Cen	2.0550	4500.0	117	42103	No
141	GOM_NL__2PRFIN20100320_095601_000000492087_00466_42103_0185.N1	20-MAR-2010 09:56:01	Straylight	48.500	123	lot Cen	2.7500	10200.	97	42103	No
142	GOM_NL__2PRFIN20100320_100132_000000522087_00466_42103_0186.N1	20-MAR-2010 10:01:32	Straylight	51.500	106	9Bet Crv	2.6480	5600.0	103	42103	No
143	GOM_NL__2PRFIN20100320_100344_000000462087_00466_42103_0187.N1	20-MAR-2010 10:03:44	Twilight	46.000	100	4Gam Crv	2.5800	13100.	92	42103	No
144	GOM_NL__2PRFIN20100320_101425_000000462087_00466_42103_0188.N1	20-MAR-2010 10:14:25	Bright	45.500	62	94Bet Leo	2.1360	9700.0	91	42103	No
145	GOM_NL__2PRFIN20100320_102243_000000402087_00466_42103_0189.N1	20-MAR-2010 10:22:43	Bright	39.500	174	52Psi UMa	3.0040	4400.0	79	42103	No
146	GOM_NL__2PRFIN20100320_102557_000000372087_00466_42103_0190.N1	20-MAR-2010 10:25:57	Bright	37.000	82	48Bet UMa	2.3650	10600.	74	42103	No
147	GOM_NL__2PRFIN20100320_102728_000000372087_00466_42103_0191.N1	20-MAR-2010 10:27:28	Bright	36.500	36	50Alp UMa	1.8000	6300.0	73	42103	No
148	GOM_NL__2PRFIN20100320_102941_000000472087_00466_42103_0192.N1	20-MAR-2010 10:29:41	Bright	47.000	55	79Zet UMa	2.0600	10200.	94	42103	No
149	GOM_NL__2PRFIN20100320_103424_000000422087_00466_42103_0193.N1	20-MAR-2010 10:34:24	Bright	42.000	60	7Bet UMi	2.0810	3950.0	84	42103	No
150	GOM_NL__2PRFIN20100320_103813_000000502087_00466_42103_0194.N1	20-MAR-2010 10:38:13	Bright	49.500	119	14Eta Dra	2.7270	4700.0	99	42103	No
151	GOM_NL__2PRFIN20100320_104801_000000372087_00466_42103_0195.N1	20-MAR-2010 10:48:01	Bright	37.000	19	50Alp Cyg	1.2460	10500.	74	42103	No
152	GOM_NL__2PRFIN20100320_104937_000000472087_00466_42103_0196.N1	20-MAR-2010 10:49:37	Bright	47.000	66	37Gam Cyg	2.2080	5900.0	94	42103	No
153	GOM_NL__2PRFIN20100320_105123_000000362087_00466_42103_0197.N1	20-MAR-2010 10:51:23	Bright	36.000	92	53Eps Cyg	2.5000	4500.0	72	42103	No
154	GOM_NL__2PRFIN20100320_110003_000000562087_00466_42103_0198.N1	20-MAR-2010 11:00:03	Twilight	55.500	11	53Alp Aql	0.76500	8000.0	111	42103	No
155	GOM_NL__2PRFIN20100320_111037_000000472087_00466_42103_0199.N1	20-MAR-2010 11:10:37	Dark	46.500	155	41Pi Sgr	2.9000	6600.0	93	42103	No
156	GOM_NL__2PRFIN20100320_111243_000000472087_00466_42103_0200.N1	20-MAR-2010 11:12:43	Dark	46.500	57	34Sig Sgr	2.0660	26000.	93	42103	No
157	GOM_NL__2PRFIN20100320_111419_000000532087_00466_42103_0201.N1	20-MAR-2010 11:14:19	Dark	52.500	137	22Lam Sgr	2.8240	4400.0	105	42103	No
158	GOM_NL__2PRFIN20100320_111615_000000492087_00466_42103_0202.N1	20-MAR-2010 11:16:15	Dark	48.500	38	20Eps Sgr	1.8360	11000.	97	42103	No
159	GOM_NL__2PRFIN20100320_112157_000000422087_00467_42104_0195.N1	20-MAR-2010 11:21:57	Dark	42.000	141	Bet Ara	2.8400	4600.0	84	42104	No
160	GOM_NL__2PRFIN20100320_112531_000000392087_00467_42104_0196.N1	20-MAR-2010 11:25:31	Dark	39.000	134	Bet TrA	2.8100	6600.0	78	42104	No

161	GOM_NL__2PRFIN20100320_112815_000000432087_00467_42104_0197.N1	20-MAR-2010 11:28:15	Dark	43.000	4	Alp1Cen	-0.010000	5800.0	86	42104	No
162	GOM_NL__2PRFIN20100320_113027_000000482087_00467_42104_0198.N1	20-MAR-2010 11:30:27	Dark	48.000	78	Alp Lup	2.3040	28000.	96	42104	No
163	GOM_NL__2PRFIN20100320_113157_000000542087_00467_42104_0199.N1	20-MAR-2010 11:31:57	Straylight	54.000	81	Eta Cen	2.3560	28000.	108	42104	No
164	GOM_NL__2PRFIN20100320_113500_000000612087_00467_42104_0200.N1	20-MAR-2010 11:35:00	Straylight	61.000	54	5The Cen	2.0550	4500.0	122	42104	No
165	GOM_NL__2PRFIN20100320_113637_000000472087_00467_42104_0201.N1	20-MAR-2010 11:36:37	Straylight	46.500	123	lot Cen	2.7500	10200.	93	42104	No
166	GOM_NL__2PRFIN20100320_114208_000000502087_00467_42104_0202.N1	20-MAR-2010 11:42:08	Straylight	50.000	106	9Bet Crv	2.6480	5600.0	100	42104	No
167	GOM_NL__2PRFIN20100320_114420_000000492087_00467_42104_0203.N1	20-MAR-2010 11:44:20	Twi_and_stray	48.500	100	4Gam Crv	2.5800	13100.	97	42104	No
168	GOM_NL__2PRFIN20100320_115501_000000452087_00467_42104_0204.N1	20-MAR-2010 11:55:01	Bright	44.500	62	94Bet Leo	2.1360	9700.0	89	42104	No
169	GOM_NL__2PRFIN20100320_120318_000000392087_00467_42104_0205.N1	20-MAR-2010 12:03:18	Bright	38.500	174	52Psi UMa	3.0040	4400.0	77	42104	No
170	GOM_NL__2PRFIN20100320_120633_000000382087_00467_42104_0206.N1	20-MAR-2010 12:06:33	Bright	38.000	82	48Bet UMa	2.3650	10600.	76	42104	No
171	GOM_NL__2PRFIN20100320_120804_000000552087_00467_42104_0207.N1	20-MAR-2010 12:08:04	Bright	55.000	36	50Alp UMa	1.8000	6300.0	110	42104	No
172	GOM_NL__2PRFIN20100320_121016_000000472087_00467_42104_0208.N1	20-MAR-2010 12:10:16	Bright	47.000	55	79Zet UMa	2.0600	10200.	94	42104	No
173	GOM_NL__2PRFIN20100320_121500_000000402087_00467_42104_0209.N1	20-MAR-2010 12:15:00	Bright	40.000	60	7Bet UMi	2.0810	3950.0	80	42104	No
174	GOM_NL__2PRFIN20100320_121848_000000482087_00467_42104_0210.N1	20-MAR-2010 12:18:48	Bright	48.000	119	14Eta Dra	2.7270	4700.0	96	42104	No
175	GOM_NL__2PRFIN20100320_122837_000000362087_00467_42104_0211.N1	20-MAR-2010 12:28:37	Bright	35.500	19	50Alp Cyg	1.2460	10500.	71	42104	No
176	GOM_NL__2PRFIN20100320_123013_000000392087_00467_42104_0212.N1	20-MAR-2010 12:30:13	Bright	39.000	66	37Gam Cyg	2.2080	5900.0	78	42104	No
177	GOM_NL__2PRFIN20100320_123159_000000552087_00467_42104_0213.N1	20-MAR-2010 12:31:59	Bright	55.000	92	53Eps Cyg	2.5000	4500.0	110	42104	No
178	GOM_NL__2PRFIN20100320_124039_000000532087_00467_42104_0214.N1	20-MAR-2010 12:40:39	Twi_and_stray	52.500	11	53Alp Aql	0.76500	8000.0	105	42104	No
179	GOM_NL__2PRFIN20100320_125114_000000472087_00467_42104_0215.N1	20-MAR-2010 12:51:14	Dark	46.500	155	41Pi Sgr	2.9000	6600.0	93	42104	No
180	GOM_NL__2PRFIN20100320_125320_000000542087_00467_42104_0216.N1	20-MAR-2010 12:53:20	Dark	53.500	57	34Sig Sgr	2.0660	26000.	107	42104	No
181	GOM_NL__2PRFIN20100320_125456_000000562087_00467_42104_0217.N1	20-MAR-2010 12:54:56	Dark	55.500	137	22Lam Sgr	2.8240	4400.0	111	42104	No
182	GOM_NL__2PRFIN20100320_125652_000000472087_00467_42104_0218.N1	20-MAR-2010 12:56:52	Dark	47.000	38	20Eps Sgr	1.8360	11000.	94	42104	No
183	GOM_NL__2PRFIN20100320_130234_000000442087_00468_42105_0204.N1	20-MAR-2010 13:02:34	Dark	44.000	141	Bet Ara	2.8400	4600.0	88	42105	No
184	GOM_NL__2PRFIN20100320_130608_000000392087_00468_42105_0205.N1	20-MAR-2010 13:06:08	Dark	38.500	134	Bet TrA	2.8100	6600.0	77	42105	No
185	GOM_NL__2PRFIN20100320_130852_000000432087_00468_42105_0206.N1	20-MAR-2010 13:08:52	Dark	43.000	4	Alp1Cen	-0.010000	5800.0	86	42105	No
186	GOM_NL__2PRFIN20100320_131104_000000452087_00468_42105_0207.N1	20-MAR-2010 13:11:04	Dark	44.500	78	Alp Lup	2.3040	28000.	89	42105	No
187	GOM_NL__2PRFIN20100320_131234_000000502087_00468_42105_0208.N1	20-MAR-2010 13:12:34	Straylight	49.500	81	Eta Cen	2.3560	28000.	99	42105	No
188	GOM_NL__2PRFIN20100320_131537_000000582087_00468_42105_0209.N1	20-MAR-2010 13:15:37	Straylight	57.500	54	5The Cen	2.0550	4500.0	115	42105	No
189	GOM_NL__2PRFIN20100320_131714_000000492087_00468_42105_0210.N1	20-MAR-2010 13:17:14	Straylight	48.500	123	lot Cen	2.7500	10200.	97	42105	No
190	GOM_NL__2PRFIN20100320_132244_000000502087_00468_42105_0211.N1	20-MAR-2010 13:22:44	Straylight	50.000	106	9Bet Crv	2.6480	5600.0	100	42105	No
191	GOM_NL__2PRFIN20100320_132456_000000472087_00468_42105_0212.N1	20-MAR-2010 13:24:56	Twi_and_stray	46.500	100	4Gam Crv	2.5800	13100.	93	42105	No
192	GOM_NL__2PRFIN20100320_133536_000000452087_00468_42105_0213.N1	20-MAR-2010 13:35:36	Bright	45.000	62	94Bet Leo	2.1360	9700.0	90	42105	No
193	GOM_NL__2PRFIN20100320_134354_000000402087_00468_42105_0214.N1	20-MAR-2010 13:43:54	Bright	40.000	174	52Psi UMa	3.0040	4400.0	80	42105	No
194	GOM_NL__2PRFIN20100320_134709_000000392087_00468_42105_0215.N1	20-MAR-2010 13:47:09	Bright	38.500	82	48Bet UMa	2.3650	10600.	77	42105	No
195	GOM_NL__2PRFIN20100320_134840_000000372087_00468_42105_0216.N1	20-MAR-2010 13:48:40	Bright	37.000	36	50Alp UMa	1.8000	6300.0	74	42105	No
196	GOM_NL__2PRFIN20100320_135052_000000462087_00468_42105_0217.N1	20-MAR-2010 13:50:52	Bright	46.000	55	79Zet UMa	2.0600	10200.	92	42105	No
197	GOM_NL__2PRFIN20100320_135536_000000402087_00468_42105_0218.N1	20-MAR-2010 13:55:36	Bright	39.500	60	7Bet UMi	2.0810	3950.0	79	42105	No
198	GOM_NL__2PRFIN20100320_135924_000000502087_00468_42105_0219.N1	20-MAR-2010 13:59:24	Bright	50.000	119	14Eta Dra	2.7270	4700.0	100	42105	No
199	GOM_NL__2PRFIN20100320_140913_000000442087_00468_42105_0220.N1	20-MAR-2010 14:09:13	Bright	43.500	19	50Alp Cyg	1.2460	10500.	87	42105	No
200	GOM_NL__2PRFIN20100320_141048_000000372087_00468_42105_0221.N1	20-MAR-2010 14:10:48	Bright	37.000	66	37Gam Cyg	2.2080	5900.0	74	42105	No
201	GOM_NL__2PRFIN20100320_141235_000000552087_00468_42105_0222.N1	20-MAR-2010 14:12:35	Bright	55.000	92	53Eps Cyg	2.5000	4500.0	110	42105	No
202	GOM_NL__2PRFIN20100320_142116_000000542087_00468_42105_0223.N1	20-MAR-2010 14:21:16	Twi_and_stray	53.500	11	53Alp Aql	0.76500	8000.0	107	42105	No
203	GOM_NL__2PRFIN20100320_143151_000000482087_00468_42105_0224.N1	20-MAR-2010 14:31:51	Dark	48.000	155	41Pi Sgr	2.9000	6600.0	96	42105	No
204	GOM_NL__2PRFIN20100320_143357_000000472087_00468_42105_0225.N1	20-MAR-2010 14:33:57	Dark	47.000	57	34Sig Sgr	2.0660	26000.	94	42105	No
205	GOM_NL__2PRFIN20100320_143533_000000572087_00468_42105_0226.N1	20-MAR-2010 14:35:33	Dark	57.000	137	22Lam Sgr	2.8240	4400.0	114	42105	No
206	GOM_NL__2PRFIN20100320_143729_000000562087_00468_42105_0227.N1	20-MAR-2010 14:37:29	Dark	55.500	38	20Eps Sgr	1.8360	11000.	111	42105	No
207	GOM_NL__2PRFIN20100320_144311_000000462087_00469_42106_0212.N1	20-MAR-2010 14:43:11	Dark	45.500	141	Bet Ara	2.8400	4600.0	91	42106	No
208	GOM_NL__2PRFIN20100320_144644_000000402087_00469_42106_0213.N1	20-MAR-2010 14:46:44	Dark	39.500	134	Bet TrA	2.8100	6600.0	79	42106	No
209	GOM_NL__2PRFIN20100320_144928_000000572087_00469_42106_0214.N1	20-MAR-2010 14:49:28	Dark	57.000	4	Alp1Cen	-0.010000	5800.0	114	42106	No
210	GOM_NL__2PRFIN20100320_145140_000000512087_00469_42106_0215.N1	20-MAR-2010 14:51:40	Dark	50.500	78	Alp Lup	2.3040	28000.	101	42106	No
211	GOM_NL__2PRFIN20100320_145311_000000492087_00469_42106_0216.N1	20-MAR-2010 14:53:11	Straylight	48.500	81	Eta Cen	2.3560	28000.	97	42106	No
212	GOM_NL__2PRFIN20100320_145613_000000552087_00469_42106_0217.N1	20-MAR-2010 14:56:13	Straylight	54.500	54	5The Cen	2.0550	4500.0	109	42106	No
213	GOM_NL__2PRFIN20100320_145750_000000472087_00469_42106_0218.N1	20-MAR-2010 14:57:50	Straylight	47.000	123	lot Cen	2.7500	10200.	94	42106	No
214	GOM_NL__2PRFIN20100320_150320_000000512087_00469_42106_0219.N1	20-MAR-2010 15:03:20	Straylight	51.000	106	9Bet Crv	2.6480	5600.0	102	42106	No
215	GOM_NL__2PRFIN20100320_150532_000000482087_00469_42106_0220.N1	20-MAR-2010 15:05:32	Twi_and_stray	48.000	100	4Gam Crv	2.5800	13100.	96	42106	No
216	GOM_NL__2PRFIN20100320_151612_000000442087_00469_42106_0221.N1	20-MAR-2010 15:16:12	Bright	44.000	62	94Bet Leo	2.1360	9700.0	88	42106	No
217	GOM_NL__2PRFIN20100320_152429_000000382087_00469_42106_0222.N1	20-MAR-2010 15:24:29	Bright	37.500	174	52Psi UMa	3.0040	4400.0	75	42106	No
218	GOM_NL__2PRFIN20100320_152745_000000382087_00469_42106_0223.N1	20-MAR-2010 15:27:45	Bright	38.000	82	48Bet UMa	2.3650	10600.	76	42106	No
219	GOM_NL__2PRFIN20100320_152915_000000392087_00469_42106_0224.N1	20-MAR-2010 15:29:15	Bright	38.500	36	50Alp UMa	1.8000	6300.0	77	42106	No

220	GOM_NL__2PRFIN20100320_153127_000000482087_00469_42106_0225.N1	20-MAR-2010 15:31:27	Bright	47.500	55	79Zet UMa	2.0600	10200.	95	42106	No
221	GOM_NL__2PRFIN20100320_153611_000000402087_00469_42106_0226.N1	20-MAR-2010 15:36:11	Bright	39.500	60	7Bet UMi	2.0810	3950.0	79	42106	No
222	GOM_NL__2PRFIN20100320_153959_000000492087_00469_42106_0227.N1	20-MAR-2010 15:39:59	Bright	49.000	119	14Eta Dra	2.7270	4700.0	98	42106	No
223	GOM_NL__2PRFIN20100320_154949_000000372087_00469_42106_0228.N1	20-MAR-2010 15:49:49	Bright	36.500	19	50Alp Cyg	1.2460	10500.	73	42106	No
224	GOM_NL__2PRFIN20100320_155125_000000572087_00469_42106_0229.N1	20-MAR-2010 15:51:25	Bright	57.000	66	37Gam Cyg	2.2080	5900.0	114	42106	No
225	GOM_NL__2PRFIN20100320_155312_000000402087_00469_42106_0230.N1	20-MAR-2010 15:53:12	Bright	39.500	92	53Eps Cyg	2.5000	4500.0	79	42106	No
226	GOM_NL__2PRFIN20100320_160152_000000542087_00469_42106_0231.N1	20-MAR-2010 16:01:52	Twilight	53.500	11	53Alp Aql	0.76500	8000.0	107	42106	No
227	GOM_NL__2PRFIN20100320_161228_000000472087_00469_42106_0232.N1	20-MAR-2010 16:12:28	Dark	46.500	155	41Pi Sgr	2.9000	6600.0	93	42106	No
228	GOM_NL__2PRFIN20100320_161433_000000502087_00469_42106_0233.N1	20-MAR-2010 16:14:33	Dark	50.000	57	34Sig Sgr	2.0660	26000.	100	42106	No
229	GOM_NL__2PRFIN20100320_161611_000000632087_00469_42106_0234.N1	20-MAR-2010 16:16:11	Dark	62.500	137	22Lam Sgr	2.8240	4400.0	125	42106	No
230	GOM_NL__2PRFIN20100320_161806_000000502087_00469_42106_0235.N1	20-MAR-2010 16:18:06	Dark	50.000	38	20Eps Sgr	1.8360	11000.	100	42106	No
231	GOM_NL__2PRFIN20100320_162348_000000442087_00470_42107_0331.N1	20-MAR-2010 16:23:48	Dark	43.500	141	Bet Ara	2.8400	4600.0	87	42107	No
232	GOM_NL__2PRFIN20100320_162721_000000392087_00470_42107_0332.N1	20-MAR-2010 16:27:21	Dark	39.000	134	Bet TrA	2.8100	6600.0	78	42107	No
233	GOM_NL__2PRFIN20100320_163005_000000462087_00470_42107_0333.N1	20-MAR-2010 16:30:05	Dark	45.500	4	Alp1Cen	-0.010000	5800.0	91	42107	No
234	GOM_NL__2PRFIN20100320_163217_000000472087_00470_42107_0334.N1	20-MAR-2010 16:32:17	Dark	46.500	78	Alp Lup	2.3040	28000.	93	42107	No
235	GOM_NL__2PRFIN20100320_163348_000000482087_00470_42107_0335.N1	20-MAR-2010 16:33:48	Straylight	48.000	81	Eta Cen	2.3560	28000.	96	42107	No
236	GOM_NL__2PRFIN20100320_163650_000000572087_00470_42107_0336.N1	20-MAR-2010 16:36:50	Straylight	56.500	54	5The Cen	2.0550	4500.0	113	42107	No
237	GOM_NL__2PRFIN20100320_163827_000000492087_00470_42107_0337.N1	20-MAR-2010 16:38:27	Straylight	48.500	123	lot Cen	2.7500	10200.	97	42107	No
238	GOM_NL__2PRFIN20100320_164356_000000532087_00470_42107_0338.N1	20-MAR-2010 16:43:56	Straylight	53.000	106	9Bet Crv	2.6480	5600.0	106	42107	No
239	GOM_NL__2PRFIN20100320_164608_000000492087_00470_42107_0339.N1	20-MAR-2010 16:46:08	Twilight	49.000	100	4Gam Crv	2.5800	13100.	98	42107	No
240	GOM_NL__2PRFIN20100320_165647_000000452087_00470_42107_0340.N1	20-MAR-2010 16:56:47	Bright	44.500	62	94Bet Leo	2.1360	9700.0	89	42107	No
241	GOM_NL__2PRFIN20100320_170505_000000402087_00470_42107_0341.N1	20-MAR-2010 17:05:05	Bright	40.000	174	52Psi UMa	3.0040	4400.0	80	42107	No
242	GOM_NL__2PRFIN20100320_170820_000000512087_00470_42107_0342.N1	20-MAR-2010 17:08:20	Bright	51.000	82	48Bet UMa	2.3650	10600.	102	42107	No
243	GOM_NL__2PRFIN20100320_170951_000000382087_00470_42107_0343.N1	20-MAR-2010 17:09:51	Bright	38.000	36	50Alp UMa	1.8000	6300.0	76	42107	No
244	GOM_NL__2PRFIN20100320_171202_000000482087_00470_42107_0344.N1	20-MAR-2010 17:12:02	Bright	48.000	55	79Zet UMa	2.0600	10200.	96	42107	No
245	GOM_NL__2PRFIN20100320_171647_000000432087_00470_42107_0345.N1	20-MAR-2010 17:16:47	Bright	43.000	60	7Bet UMi	2.0810	3950.0	86	42107	No
246	GOM_NL__2PRFIN20100320_172034_000000512087_00470_42107_0346.N1	20-MAR-2010 17:20:34	Bright	50.500	119	14Eta Dra	2.7270	4700.0	101	42107	No
247	GOM_NL__2PRFIN20100320_173025_000000362087_00470_42107_0347.N1	20-MAR-2010 17:30:25	Bright	36.000	19	50Alp Cyg	1.2460	10500.	72	42107	No
248	GOM_NL__2PRFIN20100320_173201_000000402087_00470_42107_0348.N1	20-MAR-2010 17:32:01	Bright	40.000	66	37Gam Cyg	2.2080	5900.0	80	42107	No
249	GOM_NL__2PRFIN20100320_173348_000000382087_00470_42107_0349.N1	20-MAR-2010 17:33:48	Bright	37.500	92	53Eps Cyg	2.5000	4500.0	75	42107	No
250	GOM_NL__2PRFIN20100320_174229_000000542087_00470_42107_0350.N1	20-MAR-2010 17:42:29	Twilight	53.500	11	53Alp Aql	0.76500	8000.0	107	42107	No
251	GOM_NL__2PRFIN20100320_175304_000000492087_00470_42107_0351.N1	20-MAR-2010 17:53:04	Dark	49.000	155	41Pi Sgr	2.9000	6600.0	98	42107	No
252	GOM_NL__2PRFIN20100320_175511_000000482087_00470_42107_0352.N1	20-MAR-2010 17:55:11	Dark	48.000	57	34Sig Sgr	2.0660	26000.	96	42107	No
253	GOM_NL__2PRFIN20100320_175648_000000552087_00470_42107_0353.N1	20-MAR-2010 17:56:48	Dark	54.500	137	22Lam Sgr	2.8240	4400.0	109	42107	No
254	GOM_NL__2PRFIN20100320_175843_000000492087_00470_42107_0354.N1	20-MAR-2010 17:58:43	Dark	48.500	38	20Eps Sgr	1.8360	11000.	97	42107	No
255	GOM_NL__2PRFIN20100320_180424_000000512087_00471_42108_0248.N1	20-MAR-2010 18:04:24	Dark	50.500	141	Bet Ara	2.8400	4600.0	101	42108	No
256	GOM_NL__2PRFIN20100320_180757_000000402087_00471_42108_0249.N1	20-MAR-2010 18:07:57	Dark	39.500	134	Bet TrA	2.8100	6600.0	79	42108	No
257	GOM_NL__2PRFIN20100320_181041_000000472087_00471_42108_0250.N1	20-MAR-2010 18:10:41	Dark	46.500	4	Alp1Cen	-0.010000	5800.0	93	42108	No
258	GOM_NL__2PRFIN20100320_181254_000000462087_00471_42108_0251.N1	20-MAR-2010 18:12:54	Dark	45.500	78	Alp Lup	2.3040	28000.	91	42108	No
259	GOM_NL__2PRFIN20100320_181425_000000502087_00471_42108_0252.N1	20-MAR-2010 18:14:25	Straylight	50.000	81	Eta Cen	2.3560	28000.	100	42108	No
260	GOM_NL__2PRFIN20100320_181727_000000602087_00471_42108_0253.N1	20-MAR-2010 18:17:27	Straylight	59.500	54	5The Cen	2.0550	4500.0	119	42108	No
261	GOM_NL__2PRFIN20100320_181903_000000492087_00471_42108_0254.N1	20-MAR-2010 18:19:03	Straylight	48.500	123	lot Cen	2.7500	10200.	97	42108	No
262	GOM_NL__2PRFIN20100320_182433_000000522087_00471_42108_0255.N1	20-MAR-2010 18:24:33	Straylight	51.500	106	9Bet Crv	2.6480	5600.0	103	42108	No
263	GOM_NL__2PRFIN20100320_182644_000000492087_00471_42108_0256.N1	20-MAR-2010 18:26:44	Twilight	49.000	100	4Gam Crv	2.5800	13100.	98	42108	No
264	GOM_NL__2PRFIN20100320_183723_000000452087_00471_42108_0257.N1	20-MAR-2010 18:37:23	Bright	44.500	62	94Bet Leo	2.1360	9700.0	89	42108	No
265	GOM_NL__2PRFIN20100320_184541_000000412087_00471_42108_0258.N1	20-MAR-2010 18:45:41	Bright	41.000	174	52Psi UMa	3.0040	4400.0	82	42108	No
266	GOM_NL__2PRFIN20100320_184856_000000372087_00471_42108_0259.N1	20-MAR-2010 18:48:56	Bright	36.500	82	48Bet UMa	2.3650	10600.	73	42108	No
267	GOM_NL__2PRFIN20100320_185027_000000372087_00471_42108_0260.N1	20-MAR-2010 18:50:27	Bright	36.500	36	50Alp UMa	1.8000	6300.0	73	42108	No
268	GOM_NL__2PRFIN20100320_185237_000000472087_00471_42108_0261.N1	20-MAR-2010 18:52:37	Bright	47.000	55	79Zet UMa	2.0600	10200.	94	42108	No
269	GOM_NL__2PRFIN20100320_185722_000000422087_00471_42108_0262.N1	20-MAR-2010 18:57:22	Bright	41.500	60	7Bet UMi	2.0810	3950.0	83	42108	No
270	GOM_NL__2PRFIN20100320_190110_000000492087_00471_42108_0263.N1	20-MAR-2010 19:01:10	Bright	49.000	119	14Eta Dra	2.7270	4700.0	98	42108	No
271	GOM_NL__2PRFIN20100320_191102_000000382087_00471_42108_0264.N1	20-MAR-2010 19:11:02	Bright	37.500	19	50Alp Cyg	1.2460	10500.	75	42108	No
272	GOM_NL__2PRFIN20100320_191236_000000382087_00471_42108_0265.N1	20-MAR-2010 19:12:36	Bright	38.000	66	37Gam Cyg	2.2080	5900.0	76	42108	No
273	GOM_NL__2PRFIN20100320_191424_000000452087_00471_42108_0266.N1	20-MAR-2010 19:14:24	Bright	44.500	92	53Eps Cyg	2.5000	4500.0	89	42108	No
274	GOM_NL__2PRFIN20100320_192305_000000542087_00471_42108_0267.N1	20-MAR-2010 19:23:05	Twilight	53.500	11	53Alp Aql	0.76500	8000.0	107	42108	No
275	GOM_NL__2PRFIN20100320_193341_000000502087_00471_42108_0268.N1	20-MAR-2010 19:33:41	Dark	49.500	155	41Pi Sgr	2.9000	6600.0	99	42108	No
276	GOM_NL__2PRFIN20100320_193547_000000492087_00471_42108_0269.N1	20-MAR-2010 19:35:47	Dark	48.500	57	34Sig Sgr	2.0660	26000.	97	42108	No
277	GOM_NL__2PRFIN20100320_193725_000000552087_00471_42108_0270.N1	20-MAR-2010 19:37:25	Dark	54.500	137	22Lam Sgr	2.8240	4400.0	109	42108	No
278	GOM_NL__2PRFIN20100320_193920_000000512087_00471_42108_0271.N1	20-MAR-2010 19:39:20	Dark	50.500	38	20Eps Sgr	1.8360	11000.	101	42108	No

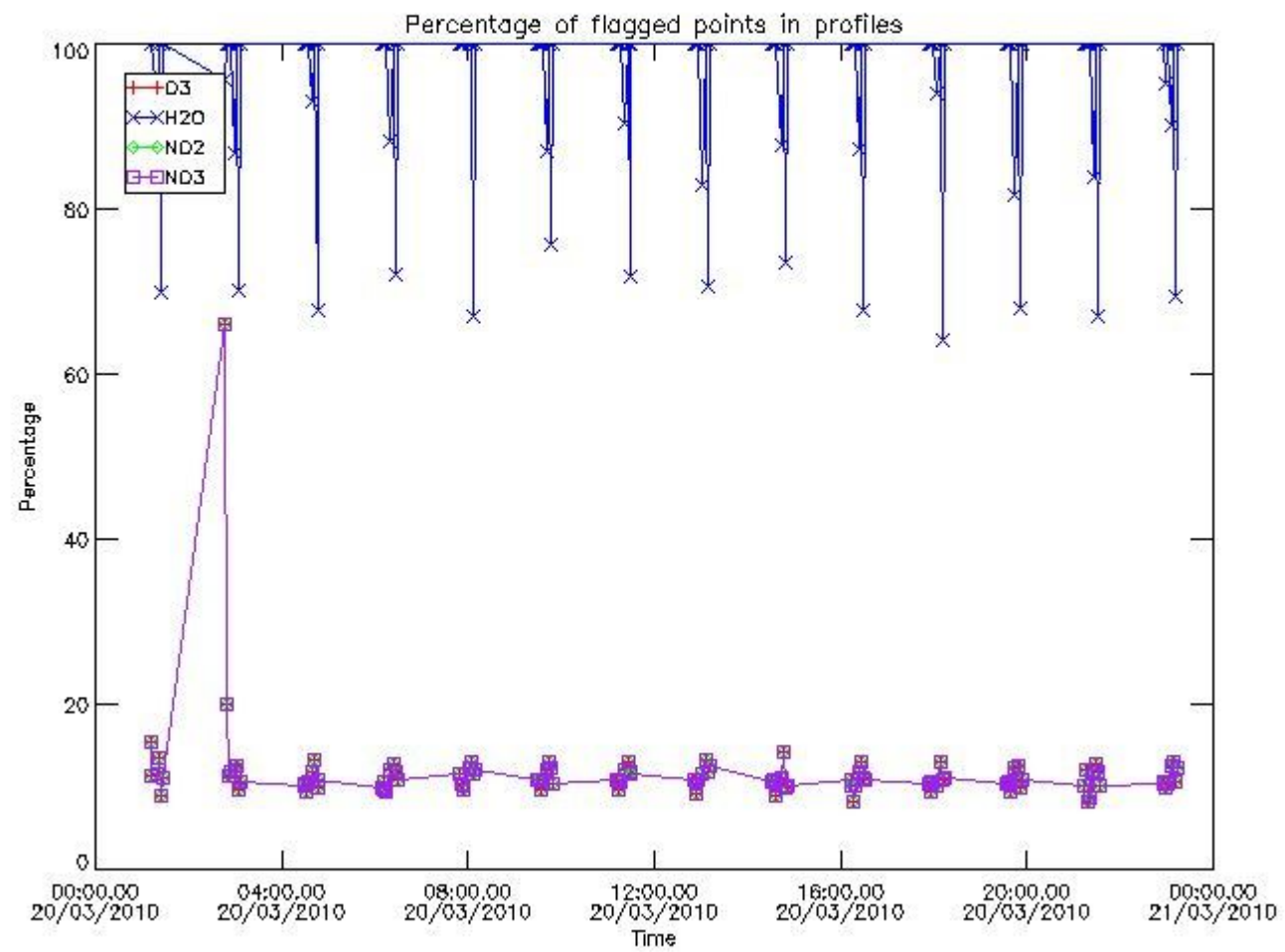
279	GOM_NL__2PRFIN20100320_194500_000000422087_00472_42109_0256.N1	20-MAR-2010 19:45:00	Dark	41.500	141	Bet Ara	2.8400	4600.0	83	42109	No
280	GOM_NL__2PRFIN20100320_194834_000000412087_00472_42109_0257.N1	20-MAR-2010 19:48:34	Dark	40.500	134	Bet TrA	2.8100	6600.0	81	42109	No
281	GOM_NL__2PRFIN20100320_195117_000000522087_00472_42109_0258.N1	20-MAR-2010 19:51:17	Dark	52.000	4	Alp1Cen	-0.010000	5800.0	104	42109	No
282	GOM_NL__2PRFIN20100320_195330_000000472087_00472_42109_0259.N1	20-MAR-2010 19:53:30	Dark	47.000	78	Alp Lup	2.3040	28000.	94	42109	No
283	GOM_NL__2PRFIN20100320_195502_000000502087_00472_42109_0260.N1	20-MAR-2010 19:55:02	Straylight	50.000	81	Eta Cen	2.3560	28000.	100	42109	No
284	GOM_NL__2PRFIN20100320_195804_000000572087_00472_42109_0261.N1	20-MAR-2010 19:58:04	Straylight	57.000	54	5The Cen	2.0550	4500.0	114	42109	No
285	GOM_NL__2PRFIN20100320_195940_000000492087_00472_42109_0262.N1	20-MAR-2010 19:59:40	Straylight	48.500	123	lot Cen	2.7500	10200.	97	42109	No
286	GOM_NL__2PRFIN20100320_200509_000000532087_00472_42109_0263.N1	20-MAR-2010 20:05:09	Straylight	52.500	106	9Bet Crv	2.6480	5600.0	105	42109	No
287	GOM_NL__2PRFIN20100320_200721_000000472087_00472_42109_0264.N1	20-MAR-2010 20:07:21	Tw_i_and_stray	47.000	100	4Gam Crv	2.5800	13100.	94	42109	No
288	GOM_NL__2PRFIN20100320_201759_000000442087_00472_42109_0265.N1	20-MAR-2010 20:17:59	Bright	44.000	62	94Bet Leo	2.1360	9700.0	88	42109	No
289	GOM_NL__2PRFIN20100320_202617_000000372087_00472_42109_0266.N1	20-MAR-2010 20:26:17	Bright	37.000	174	52Psi UMa	3.0040	4400.0	74	42109	No
290	GOM_NL__2PRFIN20100320_202932_000000512087_00472_42109_0267.N1	20-MAR-2010 20:29:32	Bright	50.500	82	48Bet UMa	2.3650	10600.	101	42109	No
291	GOM_NL__2PRFIN20100320_203102_000000392087_00472_42109_0268.N1	20-MAR-2010 20:31:02	Bright	38.500	36	50Alp UMa	1.8000	6300.0	77	42109	No
292	GOM_NL__2PRFIN20100320_203312_000000472087_00472_42109_0269.N1	20-MAR-2010 20:33:12	Bright	47.000	55	79Zet UMa	2.0600	10200.	94	42109	No
293	GOM_NL__2PRFIN20100320_203758_000000562087_00472_42109_0270.N1	20-MAR-2010 20:37:58	Bright	55.500	60	7Bet UMi	2.0810	3950.0	111	42109	No
294	GOM_NL__2PRFIN20100320_204145_000000482087_00472_42109_0271.N1	20-MAR-2010 20:41:45	Bright	47.500	119	14Eta Dra	2.7270	4700.0	95	42109	No
295	GOM_NL__2PRFIN20100320_205137_000000362087_00472_42109_0272.N1	20-MAR-2010 20:51:37	Bright	36.000	19	50Alp Cyg	1.2460	10500.	72	42109	No
296	GOM_NL__2PRFIN20100320_205313_000000422087_00472_42109_0273.N1	20-MAR-2010 20:53:13	Bright	42.000	66	37Gam Cyg	2.2080	5900.0	84	42109	No
297	GOM_NL__2PRFIN20100320_205459_000000402087_00472_42109_0274.N1	20-MAR-2010 20:54:59	Bright	39.500	92	53Eps Cyg	2.5000	4500.0	79	42109	No
298	GOM_NL__2PRFIN20100320_210341_000000562087_00472_42109_0275.N1	20-MAR-2010 21:03:41	Tw_i_and_stray	55.500	11	53Alp Aql	0.76500	8000.0	111	42109	No
299	GOM_NL__2PRFIN20100320_211418_000000512087_00472_42109_0276.N1	20-MAR-2010 21:14:18	Dark	50.500	155	41Pi Sgr	2.9000	6600.0	101	42109	No
300	GOM_NL__2PRFIN20100320_211624_000000512087_00472_42109_0277.N1	20-MAR-2010 21:16:24	Dark	50.500	57	34Sig Sgr	2.0660	26000.	101	42109	No
301	GOM_NL__2PRFIN20100320_211802_000000622087_00472_42109_0278.N1	20-MAR-2010 21:18:02	Dark	62.000	137	22Lam Sgr	2.8240	4400.0	124	42109	No
302	GOM_NL__2PRFIN20100320_211957_000000592087_00472_42109_0279.N1	20-MAR-2010 21:19:57	Dark	59.000	38	20Eps Sgr	1.8360	11000.	118	42109	No
303	GOM_NL__2PRFIN20100320_212537_000000442087_00473_42110_0355.N1	20-MAR-2010 21:25:37	Dark	43.500	141	Bet Ara	2.8400	4600.0	87	42110	No
304	GOM_NL__2PRFIN20100320_212910_000000402087_00473_42110_0356.N1	20-MAR-2010 21:29:10	Dark	40.000	134	Bet TrA	2.8100	6600.0	80	42110	No
305	GOM_NL__2PRFIN20100320_213154_000000432087_00473_42110_0357.N1	20-MAR-2010 21:31:54	Dark	43.000	4	Alp1Cen	-0.010000	5800.0	86	42110	No
306	GOM_NL__2PRFIN20100320_213407_000000512087_00473_42110_0358.N1	20-MAR-2010 21:34:07	Dark	50.500	78	Alp Lup	2.3040	28000.	101	42110	No
307	GOM_NL__2PRFIN20100320_213538_000000532087_00473_42110_0359.N1	20-MAR-2010 21:35:38	Straylight	52.500	81	Eta Cen	2.3560	28000.	105	42110	No
308	GOM_NL__2PRFIN20100320_213840_000000582087_00473_42110_0360.N1	20-MAR-2010 21:38:40	Straylight	57.500	54	5The Cen	2.0550	4500.0	115	42110	No
309	GOM_NL__2PRFIN20100320_214016_000000492087_00473_42110_0361.N1	20-MAR-2010 21:40:16	Straylight	49.000	123	lot Cen	2.7500	10200.	98	42110	No
310	GOM_NL__2PRFIN20100320_214545_000000512087_00473_42110_0362.N1	20-MAR-2010 21:45:45	Straylight	51.000	106	9Bet Crv	2.6480	5600.0	102	42110	No
311	GOM_NL__2PRFIN20100320_214757_000000492087_00473_42110_0363.N1	20-MAR-2010 21:47:57	Tw_i_and_stray	48.500	100	4Gam Crv	2.5800	13100.	97	42110	No
312	GOM_NL__2PRFIN20100320_215834_000000442087_00473_42110_0364.N1	20-MAR-2010 21:58:34	Bright	44.000	62	94Bet Leo	2.1360	9700.0	88	42110	No
313	GOM_NL__2PRFIN20100320_220652_000000412087_00473_42110_0365.N1	20-MAR-2010 22:06:52	Bright	40.500	174	52Psi UMa	3.0040	4400.0	81	42110	No
314	GOM_NL__2PRFIN20100320_221007_000000552087_00473_42110_0366.N1	20-MAR-2010 22:10:07	Bright	55.000	82	48Bet UMa	2.3650	10600.	110	42110	No
315	GOM_NL__2PRFIN20100320_221138_000000392087_00473_42110_0367.N1	20-MAR-2010 22:11:38	Bright	38.500	36	50Alp UMa	1.8000	6300.0	77	42110	No
316	GOM_NL__2PRFIN20100320_221347_000000482087_00473_42110_0368.N1	20-MAR-2010 22:13:47	Bright	48.000	55	79Zet UMa	2.0600	10200.	96	42110	No
317	GOM_NL__2PRFIN20100320_221833_000000432087_00473_42110_0369.N1	20-MAR-2010 22:18:33	Bright	42.500	60	7Bet UMi	2.0810	3950.0	85	42110	No
318	GOM_NL__2PRFIN20100320_222220_000000492087_00473_42110_0370.N1	20-MAR-2010 22:22:20	Bright	49.000	119	14Eta Dra	2.7270	4700.0	98	42110	No
319	GOM_NL__2PRFIN20100320_223213_000000372087_00473_42110_0371.N1	20-MAR-2010 22:32:13	Bright	36.500	19	50Alp Cyg	1.2460	10500.	73	42110	No
320	GOM_NL__2PRFIN20100320_223348_000000542087_00473_42110_0372.N1	20-MAR-2010 22:33:48	Bright	54.000	66	37Gam Cyg	2.2080	5900.0	108	42110	No
321	GOM_NL__2PRFIN20100320_223536_000000462087_00473_42110_0373.N1	20-MAR-2010 22:35:36	Bright	46.000	92	53Eps Cyg	2.5000	4500.0	92	42110	No
322	GOM_NL__2PRFIN20100320_224418_000000582087_00473_42110_0374.N1	20-MAR-2010 22:44:18	Tw_i_and_stray	57.500	11	53Alp Aql	0.76500	8000.0	115	42110	No
323	GOM_NL__2PRFIN20100320_225455_000000502087_00473_42110_0375.N1	20-MAR-2010 22:54:55	Dark	49.500	155	41Pi Sgr	2.9000	6600.0	99	42110	No
324	GOM_NL__2PRFIN20100320_225701_000000492087_00473_42110_0376.N1	20-MAR-2010 22:57:01	Dark	48.500	57	34Sig Sgr	2.0660	26000.	97	42110	No
325	GOM_NL__2PRFIN20100320_225839_000000522087_00473_42110_0377.N1	20-MAR-2010 22:58:39	Dark	52.000	137	22Lam Sgr	2.8240	4400.0	104	42110	No
326	GOM_NL__2PRFIN20100320_230034_000000492087_00473_42110_0378.N1	20-MAR-2010 23:00:34	Dark	49.000	38	20Eps Sgr	1.8360	11000.	98	42110	No
327	GOM_NL__2PRFIN20100320_230614_000000412087_00474_42111_0272.N1	20-MAR-2010 23:06:14	Dark	40.500	141	Bet Ara	2.8400	4600.0	81	42111	No
328	GOM_NL__2PRFIN20100320_230947_000000392087_00474_42111_0273.N1	20-MAR-2010 23:09:47	Dark	39.000	134	Bet TrA	2.8100	6600.0	78	42111	No
329	GOM_NL__2PRFIN20100320_231230_000000482087_00474_42111_0274.N1	20-MAR-2010 23:12:30	Dark	48.000	4	Alp1Cen	-0.010000	5800.0	96	42111	No
330	GOM_NL__2PRFIN20100320_231443_000000462087_00474_42111_0275.N1	20-MAR-2010 23:14:43	Dark	46.000	78	Alp Lup	2.3040	28000.	92	42111	No
331	GOM_NL__2PRFIN20100320_231615_000000512087_00474_42111_0276.N1	20-MAR-2010 23:16:15	Straylight	51.000	81	Eta Cen	2.3560	28000.	102	42111	No
332	GOM_NL__2PRFIN20100320_231917_000000612087_00474_42111_0277.N1	20-MAR-2010 23:19:17	Straylight	60.500	54	5The Cen	2.0550	4500.0	121	42111	No
333	GOM_NL__2PRFIN20100320_232053_000000492087_00474_42111_0278.N1	20-MAR-2010 23:20:53	Straylight	48.500	123	lot Cen	2.7500	10200.	97	42111	No
334	GOM_NL__2PRFIN20100320_232621_000000512087_00474_42111_0279.N1	20-MAR-2010 23:26:21	Straylight	51.000	106	9Bet Crv	2.6480	5600.0	102	42111	No
335	GOM_NL__2PRFIN20100320_232832_000000482087_00474_42111_0280.N1	20-MAR-2010 23:28:32	Tw_i_and_stray	47.500	100	4Gam Crv	2.5800	13100.	95	42111	No
336	GOM_NL__2PRFIN20100320_233910_000000452087_00474_42111_0281.N1	20-MAR-2010 23:39:10	Bright	45.000	62	94Bet Leo	2.1360	9700.0	90	42111	No
337	GOM_NL__2PRFIN20100320_234728_000000562087_00474_42111_0282.N1	20-MAR-2010 23:47:28	Bright	56.000	174	52Psi UMa	3.0040	4400.0	112	42111	No

338	GOM_NL__2PRFIN20100320_235043_000000382087_00474_42111_0283.N1	20-MAR-2010 23:50:43	Bright	38.000	82	48Bet UMa	2.3650	10600.	76	42111	No
339	GOM_NL__2PRFIN20100320_235214_000000402087_00474_42111_0284.N1	20-MAR-2010 23:52:14	Bright	40.000	36	50Alp UMa	1.8000	6300.0	80	42111	No
340	GOM_NL__2PRFIN20100320_235423_000000472087_00474_42111_0285.N1	20-MAR-2010 23:54:23	Bright	47.000	55	79Zet UMa	2.0600	10200.	94	42111	No
341	GOM_NL__2PRFIN20100320_235909_000000412087_00474_42111_0286.N1	20-MAR-2010 23:59:09	Bright	41.000	60	7Bet UMi	2.0810	3950.0	82	42111	No

3. Quality information per product


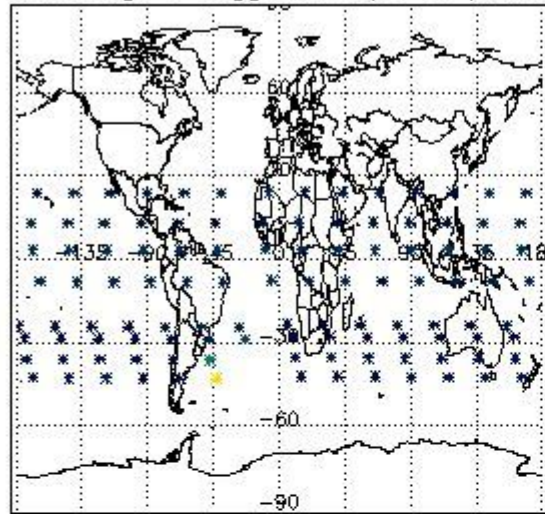
In this section it is plotted some information contained in the Quality Summary data set of the level 2 products. Only products in dark limb conditions and without errors (error flag in the MPH set to "0") are used.

3.1 Plot quality information per product (time dependant)


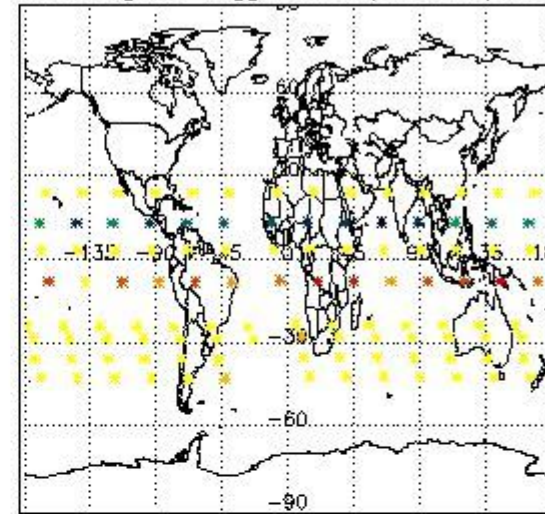


3.2 Plot quality information per product (world map)


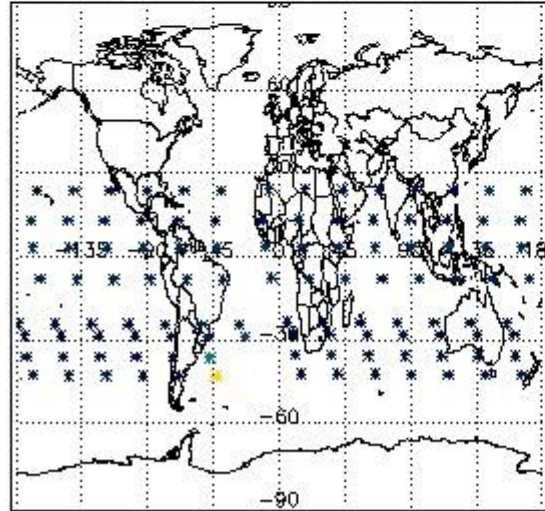
Percentage of flagged data per O3 profile



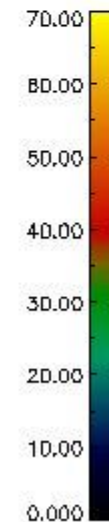
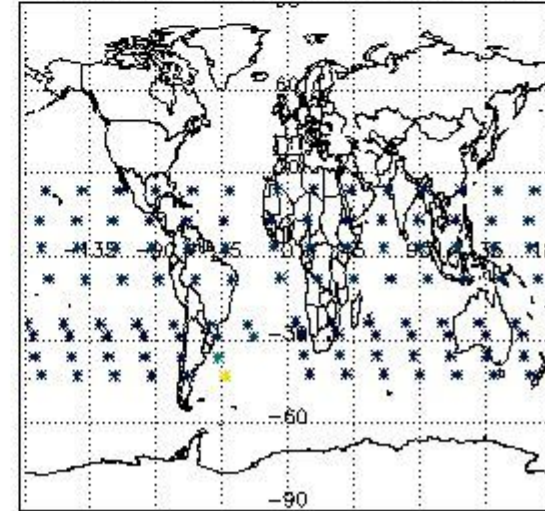
Percentage of flagged data per H2O profile



Percentage of flagged data per NO2 profile



Percentage of flagged data per NO3 profile

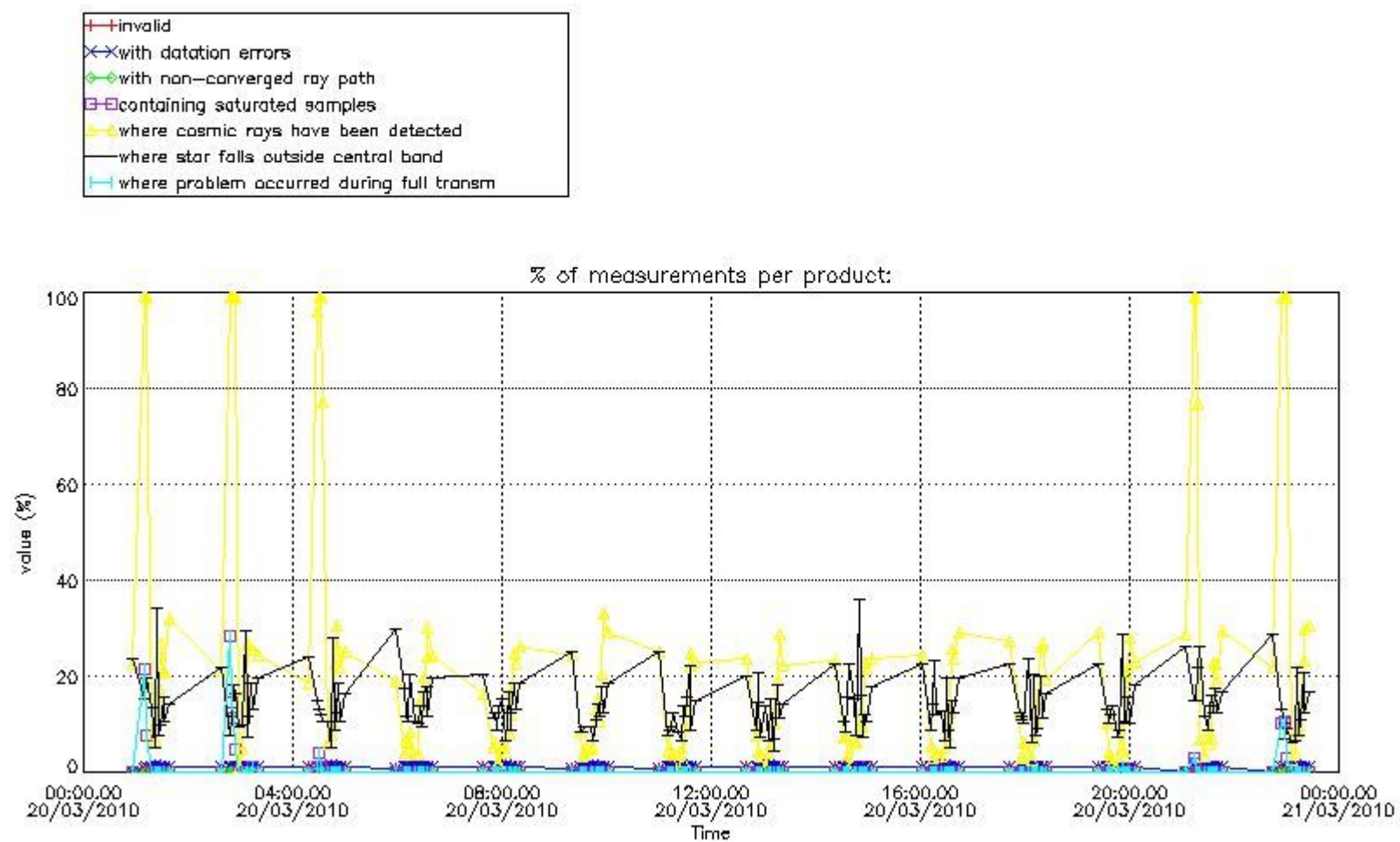


4. Level 1 quality information per product

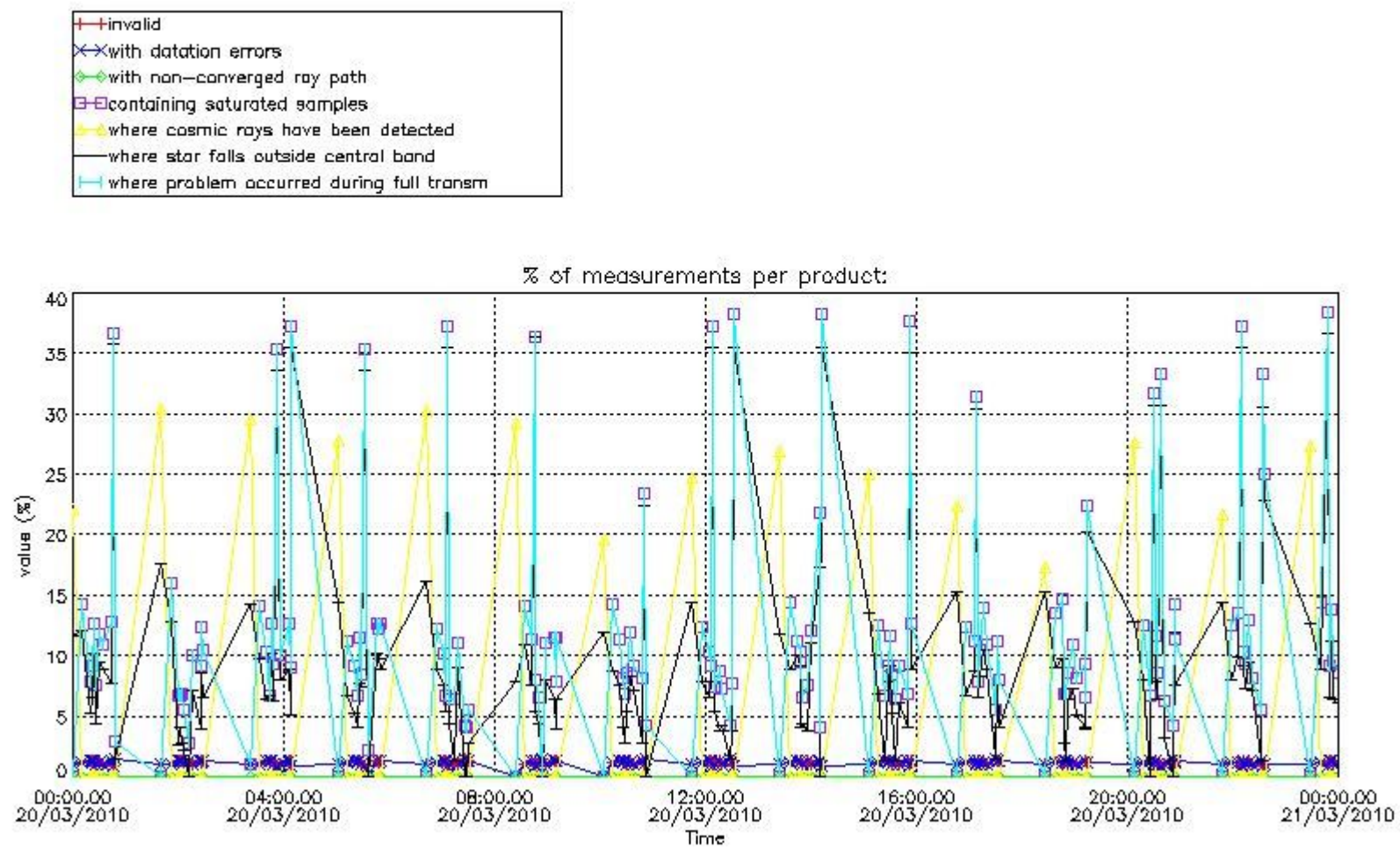
In this section it is plotted some information contained in the Quality Summary data set of the level 2 products that comes from the level 1b processing. Products without errors (error flag in the MPH set to "0") are used.

4.1 Plot quality information per product (time dependant) coming from level 1b processing

4.1.1 Plot level 1 quality information per product (time dependant): ENVISAT ASCENDING passes



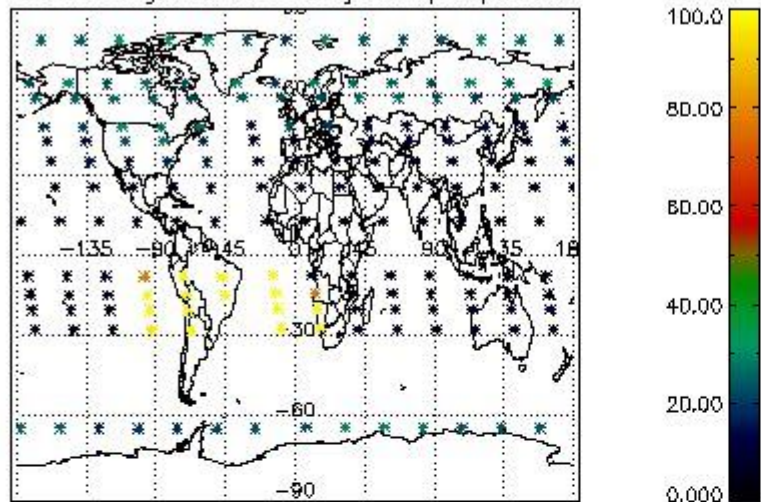
4.1.2 Plot level 1 quality information per product (time dependant): ENVI SAT DESCENDING passes



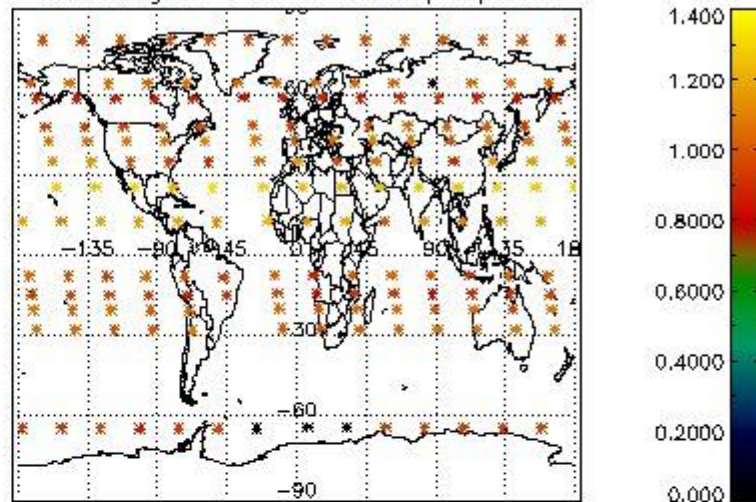
4.2 Plot quality information per product coming from level 1b processing (world map)

4.2.1 Plot level 1 quality information per product (world map): ENVISAT ASCENDING passes

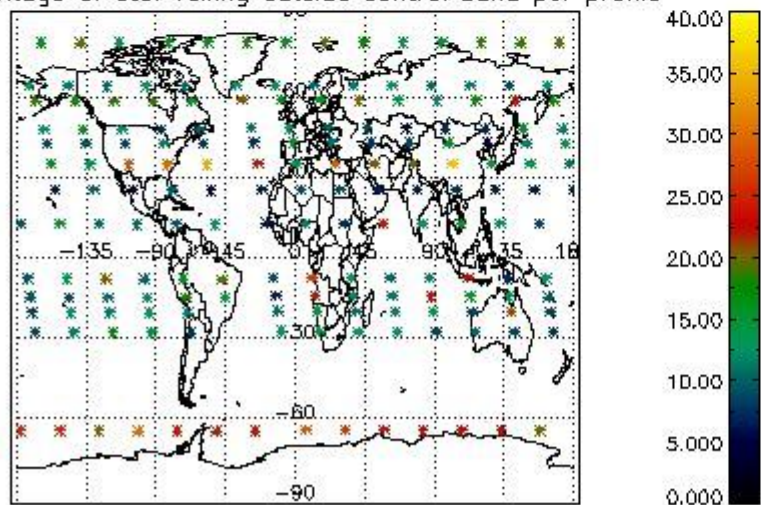
Percentage of cosmic ray hits per profile



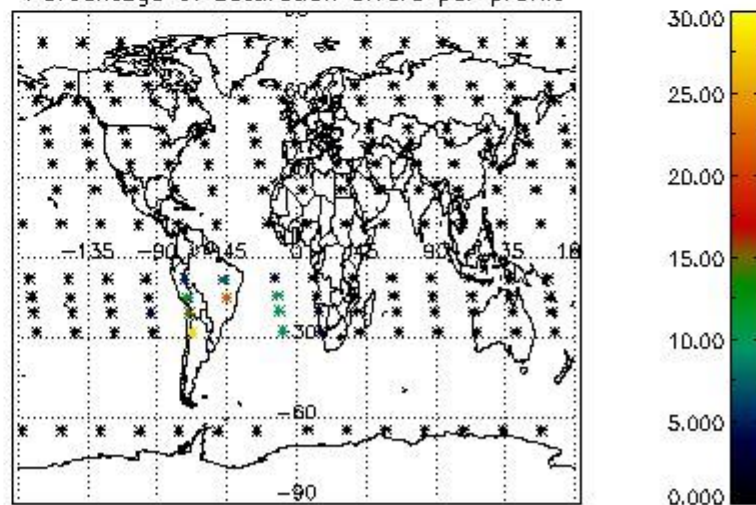
Percentage of datation errors per profile



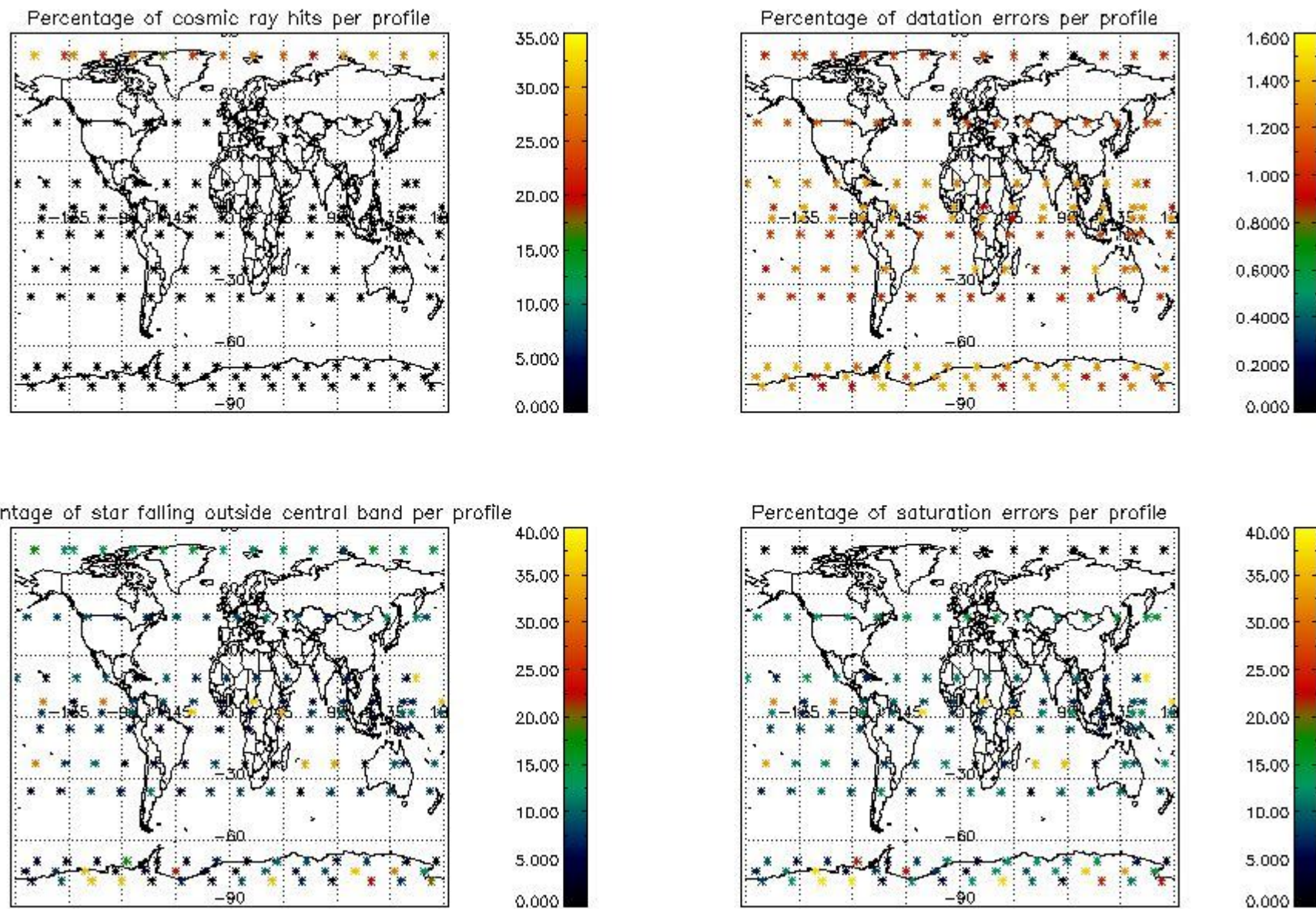
Percentage of star falling outside central band per profile



Percentage of saturation errors per profile



4.2.2 Plot level 1 quality information per product (world map): ENVISAT DESCENDING passes



5. Trace gas profiles

5.1 Ozone statistics based on quality of products

The final quality of the products can be "measured" using the STD (Standard Deviation) attached to every point profile. This information is written to the parameter GOM_NL__2P/NL_LOCAL_SPECIES_DENSITY/o3_std of the level 2 products. The table below shows the statistics for given STD ranges.

The statistics are given with respect to the overall valid production:

- Products without fatal errors: GOM_NL__2P/MPH/PRODUCT_ERR=0
- Valid point profile: GOM_NL__2P/NL_LOCAL_SPECIES_DENSITY/pcd(0)=0

The 'Criteria' is applied to valid points of dark limb products:

- Products in dark limb illumination condition: GOM_NL__2P/NL_SUMMARY_QUALITY/obs_ill_cond=0
- Products without fatal errors: GOM_NL__2P/MPH/PRODUCT_ERR=0
- Valid point profile: GOM_NL__2P/NL_LOCAL_SPECIES_DENSITY/pcd(0)=0

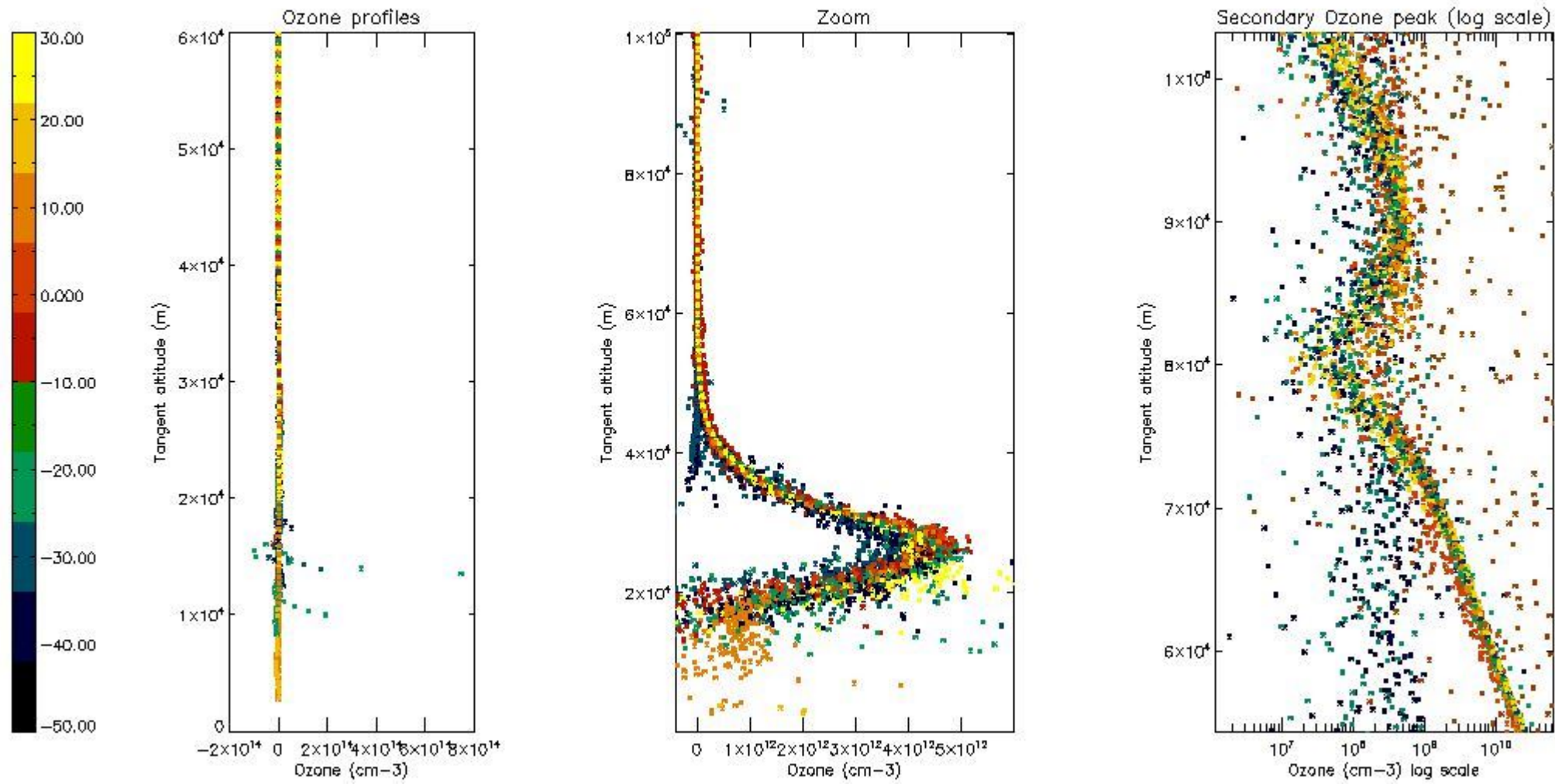
So, the table below shows the percentage of dark limb and valid observations for each criteria with respect to the overall valid daily observations.

Criteria	% of total production
All STD	33
STD < 20	14

STD < 10	10
STD < 5	7

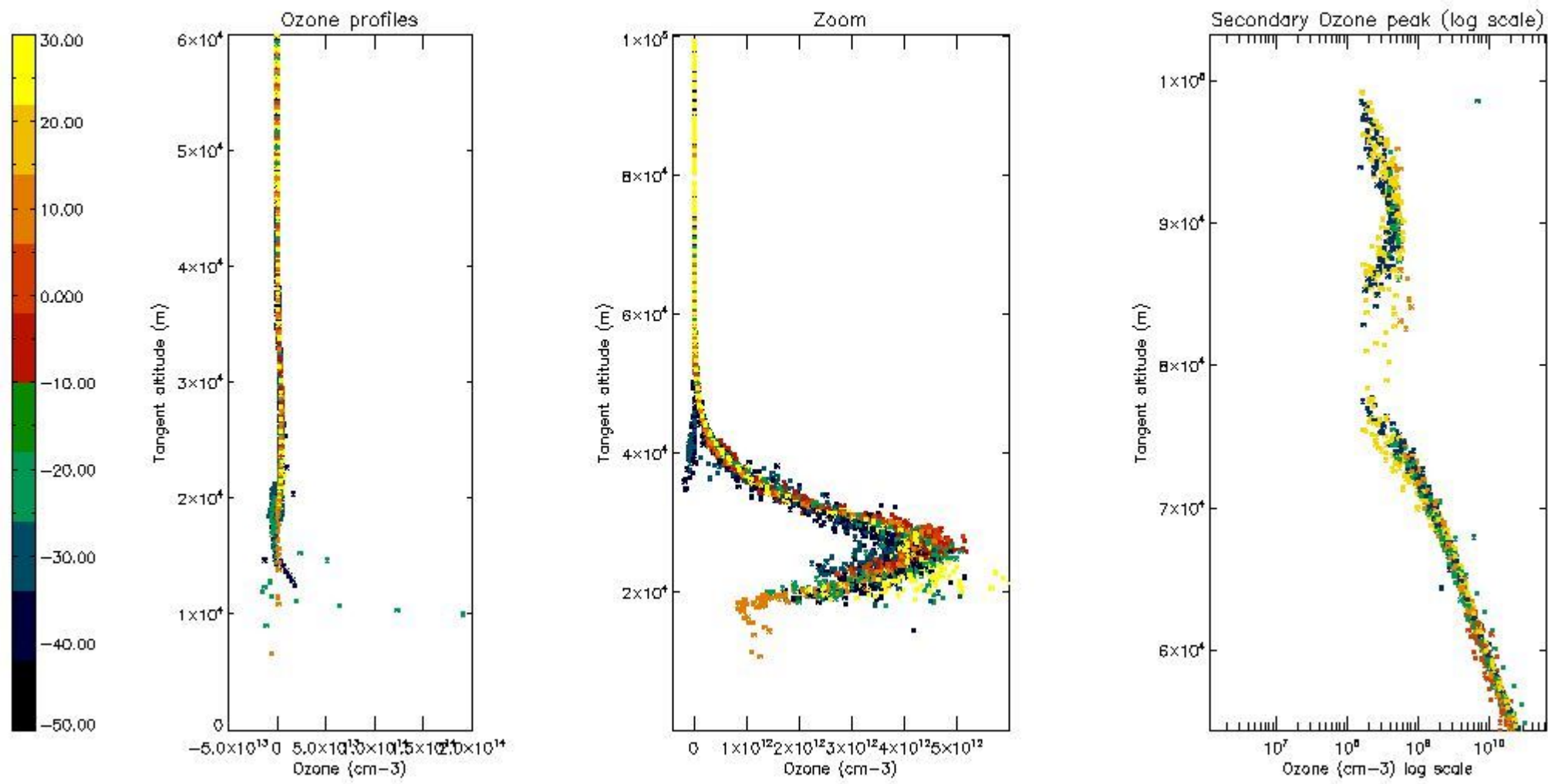
5.2 Plot ozone profiles for all STD (dark without errors)

The colorbar represents the latitude.



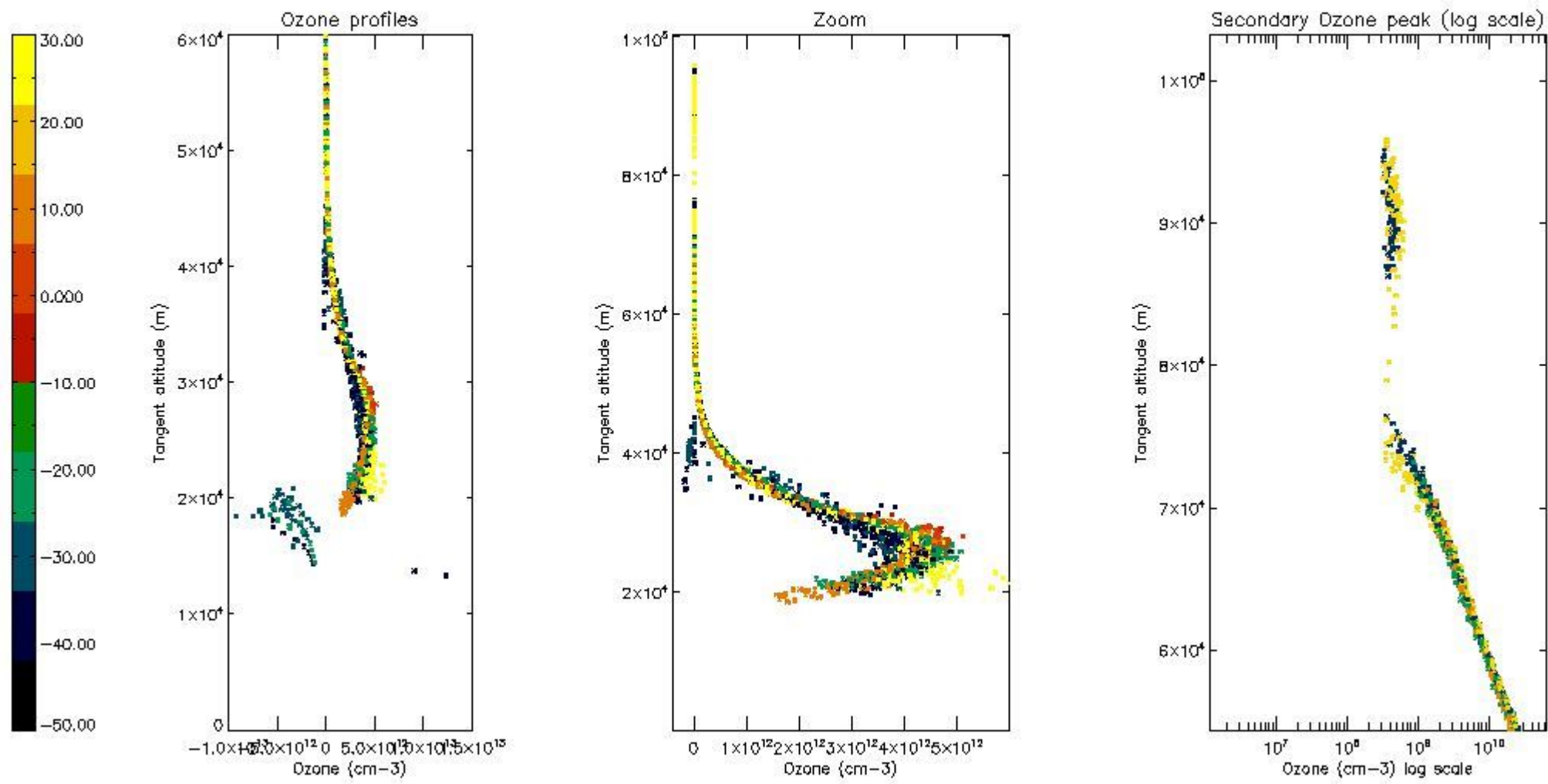
5.3 Plot ozone profiles where STD < 20% (dark without errors)

The colorbar represents the latitude.



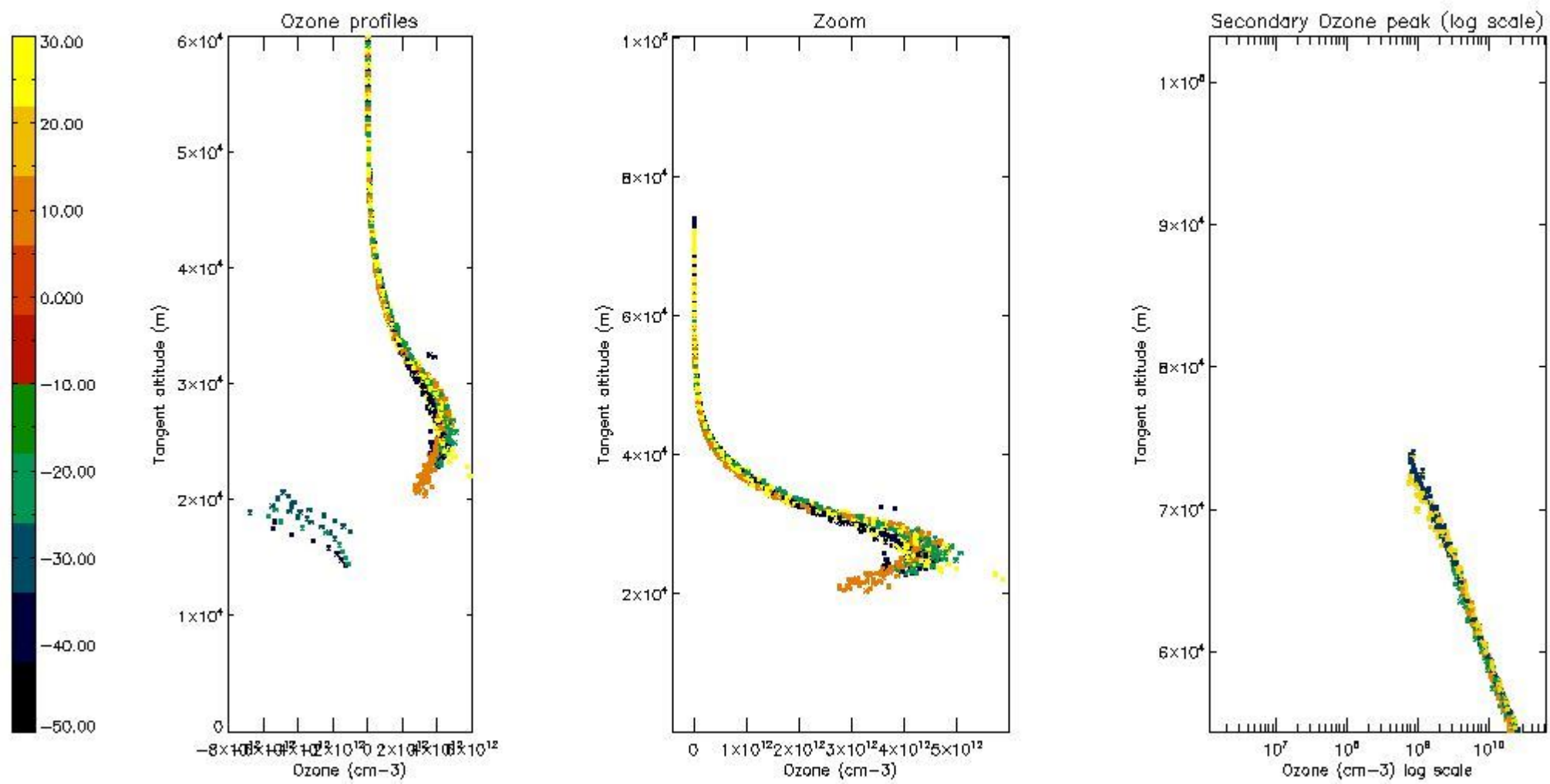
5.4 Plot ozone profiles where $STD < 10\%$ (dark without errors)

The colorbar represents the latitude.



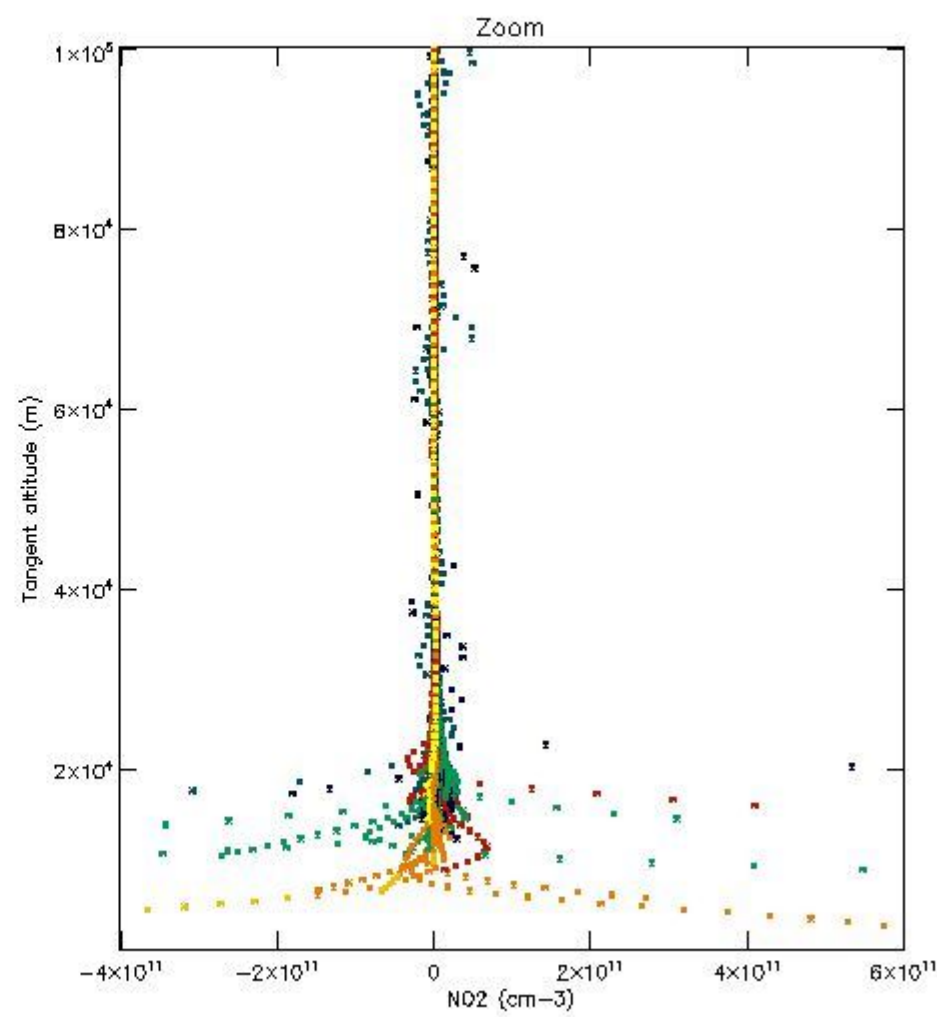
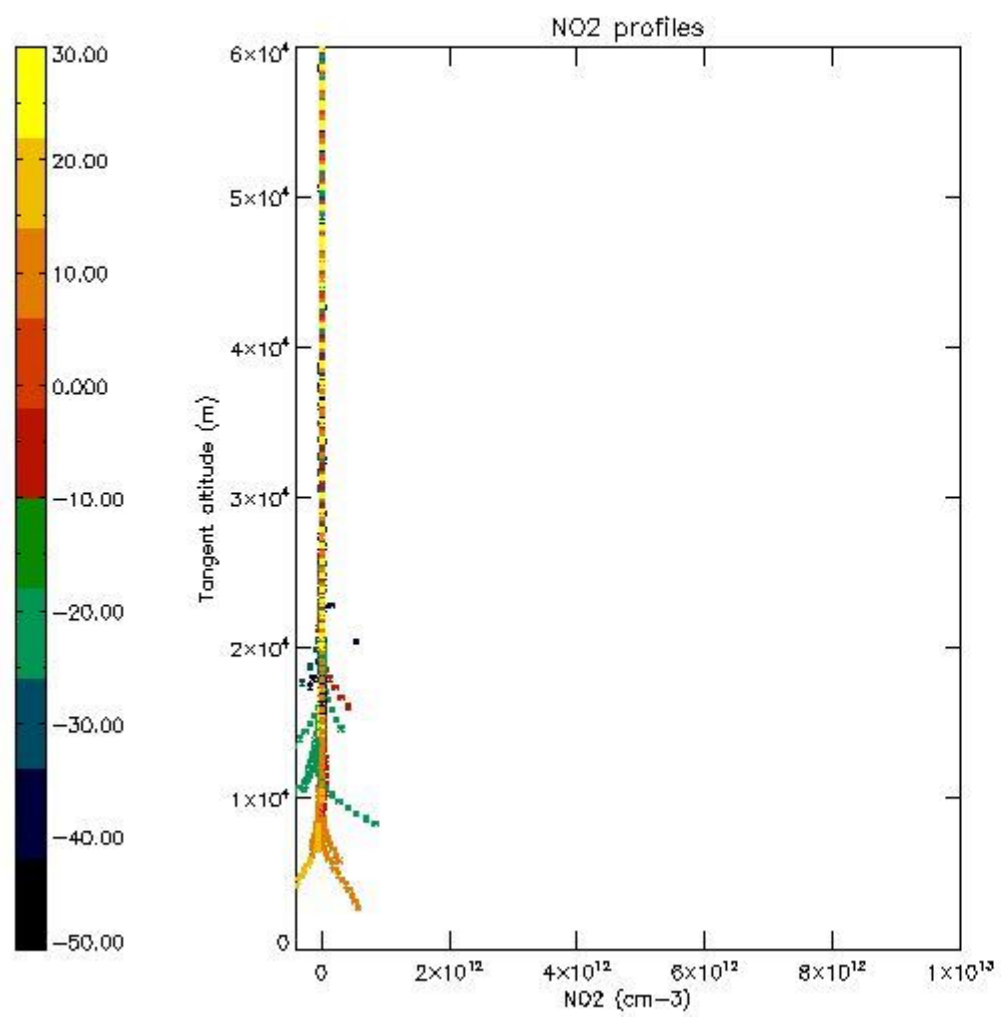
5.5 Plot ozone profiles where STD < 5% (dark without errors)

The colorbar represents the latitude.



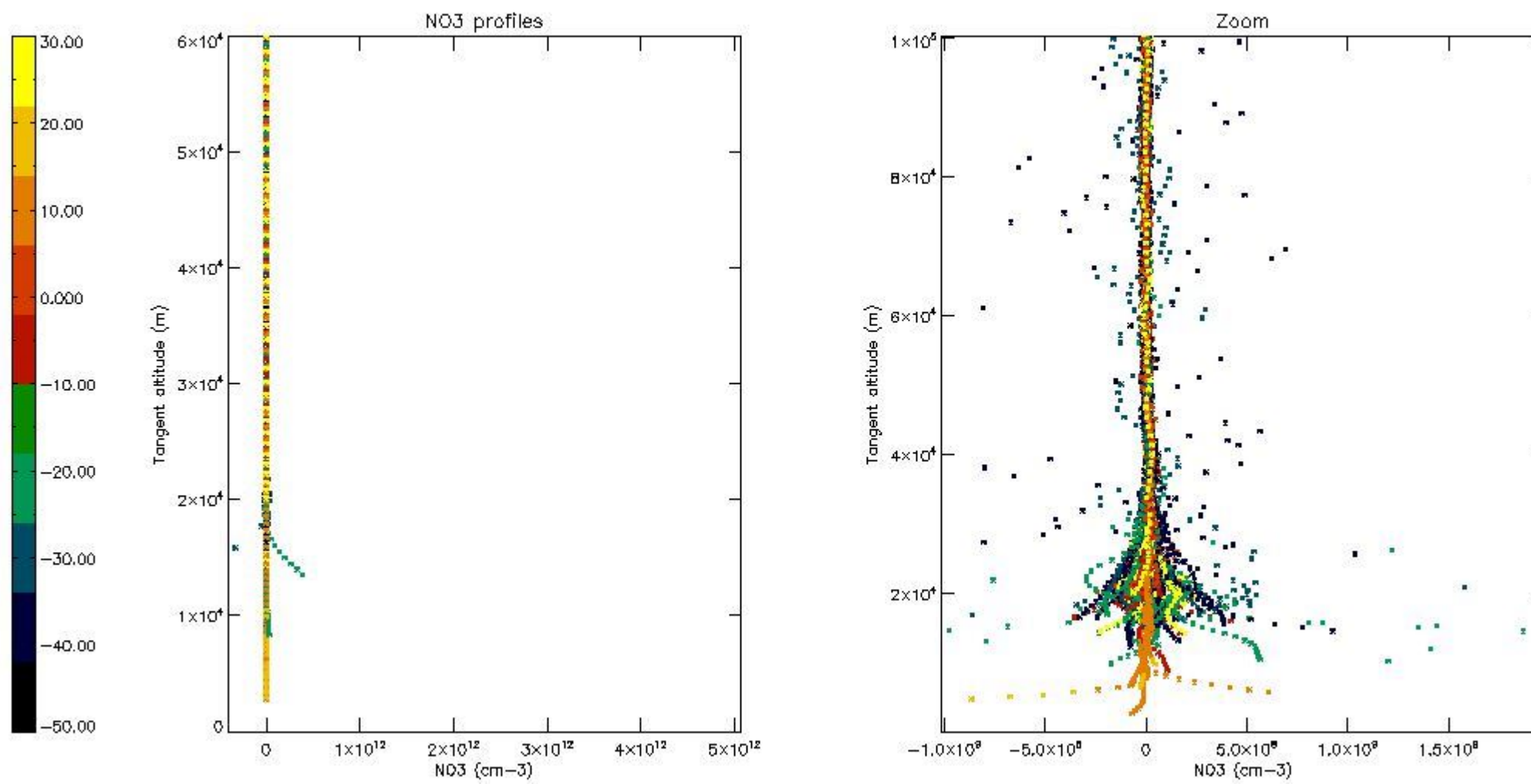
5.6 Plot NO₂ profiles for all STD (dark without errors)

The colorbar represents the latitude.



5.7 Plot NO3 profiles for all STD (dark without errors)

The colorbar represents the latitude.



6. Auxiliary Data Files used for the production reported in section 2

The number reported in the third column indicates since which file (see list in section 2) the corresponding auxiliary file has been used. The fourth column is the date of those product files.

Type	Auxiliary Filename	Used since product	Used since product date
INST_PHYS_CHARACTERISTICS	GOM_INS_AXVIEC20091111_143220_20030716_120000_20500101_000000	1	20-MAR-2010 00:00:08
LEVEL-2_PROC_CONFIG	GOM_PR2_AXVIEC20091111_152718_20020301_000000_20500101_000000	1	20-MAR-2010 00:00:08
CROSS_SECTIONS_FILE	GOM_CRS_AXVIEC20091111_154832_20020301_000000_20500101_000000	1	20-MAR-2010 00:00:08

GOMOS Level 2 Daily Report

SUMMARY

[1. General Info](#)

[2. Summary of processed GOM_NL_2P products](#)

[3. Level 2 Quality information per product](#)

[3.1 Plot of level 2 quality information per product \(time dependant\)](#)

[3.2 Plot of level 2 quality information per product \(world map\)](#)

[4. Level 1 Quality information per product \(stored on level 2 products\)](#)

[4.1 Plot of level 1 quality information per product \(time dependant\)](#)

[4.1.1 Plot of level 1 quality information per product \(time dependant\): ASCENDING](#)

[4.1.2 Plot of level 1 quality information per product \(time dependant\): DESCENDING](#)

[4.2 Plot of level 1 quality information per product \(world map\)](#)

[4.2.1 Plot of level 1 quality information per product \(world map\): ASCENDING](#)

[4.2.2 Plot of level 1 quality information per product \(world map\): DESCENDING](#)

[5. Ozone profiles based on quality statistics and other trace gas profiles](#)

[5.1 Ozone statistics based on quality of products](#)

[5.2 Plot ozone profiles for all STD \(dark without errors\)](#)

[5.3 Plot ozone profiles where STD < 20% \(dark without errors\)](#)

[5.4. Plot ozone profiles where STD < 10% \(dark without errors\)](#)

[5.5. Plot ozone profiles where STD < 5% \(dark without errors\)](#)

[5.6 Plot NO2 profiles for all STD \(dark without errors\)](#)

[5.7 Plot NO3 profiles for all STD \(dark without errors\)](#)

[5.8 Plot H2O profiles \(only for occultations of stars 1,2,3,4,13,14,16,26,63 dark without errors\) for all STD](#)

[6. Auxiliary Data Files used for the production reported in section 2](#)

This report presents the daily analysis on parameters extracted from GOMOS level 2 data (GOM_NL__2P). It is intended to monitor some important parameters that will impact the quality of these products. A list of level 2 products (and content) that have arrived during the reporting day to the PCF is also given.

Item	Value
Time of report generation	29APR2013 08:41:35
Data source version	GOMOS/6.01
Start time of products	20-03-2010 (20MAR2010 00:00:00)
Stop time of products	21-03-2010 (21MAR2010 00:00:00)
Store outputs in DB	Yes
Nb of level 2 prods	341
Nb of prods with errors	0

2. Summary of processed GOM_NL__2P products.

Nr	Filename	UTC Start time	Limb	Duration	Star Id	Star Name	Star Mag	Star Temp	Nb Meas	Orbit	Prod. error
1	GOM_NL__2PRFIN20100320_000008_00000482087_00460_42097_0358.N1	20-MAR-2010 00:00:08	Twilight	47.500	100	4Gam Crv	2.5800	13100.	95	42097	No
2	GOM_NL__2PRFIN20100320_001052_00000462087_00460_42097_0359.N1	20-MAR-2010 00:10:52	Bright	45.500	62	94Bet Leo	2.1360	9700.0	91	42097	No
3	GOM_NL__2PRFIN20100320_001908_00000382087_00460_42097_0360.N1	20-MAR-2010 00:19:08	Bright	38.000	174	52Psi UMa	3.0040	4400.0	76	42097	No
4	GOM_NL__2PRFIN20100320_002223_00000392087_00460_42097_0361.N1	20-MAR-2010 00:22:23	Bright	38.500	82	48Bet UMa	2.3650	10600.	77	42097	No
5	GOM_NL__2PRFIN20100320_002353_00000402087_00460_42097_0362.N1	20-MAR-2010 00:23:53	Bright	39.500	36	50Alp UMa	1.8000	6300.0	79	42097	No
6	GOM_NL__2PRFIN20100320_002610_00000472087_00460_42097_0363.N1	20-MAR-2010 00:26:10	Bright	46.500	55	79Zet UMa	2.0600	10200.	93	42097	No
7	GOM_NL__2PRFIN20100320_003051_00000432087_00460_42097_0364.N1	20-MAR-2010 00:30:51	Bright	42.500	60	7Bet UMi	2.0810	3950.0	85	42097	No
8	GOM_NL__2PRFIN20100320_003442_00000512087_00460_42097_0365.N1	20-MAR-2010 00:34:42	Bright	50.500	119	14Eta Dra	2.7270	4700.0	101	42097	No
9	GOM_NL__2PRFIN20100320_004426_00000392087_00460_42097_0366.N1	20-MAR-2010 00:44:26	Bright	39.000	19	50Alp Cyg	1.2460	10500.	78	42097	No
10	GOM_NL__2PRFIN20100320_004601_00000562087_00460_42097_0367.N1	20-MAR-2010 00:46:01	Bright	56.000	66	37Gam Cyg	2.2080	5900.0	112	42097	No
11	GOM_NL__2PRFIN20100320_004747_00000352087_00460_42097_0368.N1	20-MAR-2010 00:47:47	Bright	35.000	92	53Eps Cyg	2.5000	4500.0	70	42097	No
12	GOM_NL__2PRFIN20100320_005625_00000532087_00460_42097_0369.N1	20-MAR-2010 00:56:25	Twilight	53.000	11	53Alp Aql	0.76500	8000.0	106	42097	No
13	GOM_NL__2PRFIN20100320_011036_00000562087_00460_42097_0370.N1	20-MAR-2010 01:10:36	Dark	56.000	137	22Lam Sgr	2.8240	4400.0	112	42097	No
14	GOM_NL__2PRFIN20100320_011233_00000542087_00460_42097_0371.N1	20-MAR-2010 01:12:33	Dark	53.500	38	20Eps Sgr	1.8360	11000.	107	42097	No
15	GOM_NL__2PRFIN20100320_011817_00000452087_00461_42098_0099.N1	20-MAR-2010 01:18:17	Dark	44.500	141	Bet Ara	2.8400	4600.0	89	42098	No
16	GOM_NL__2PRFIN20100320_012152_00000382087_00461_42098_0100.N1	20-MAR-2010 01:21:52	Dark	38.000	134	Bet TrA	2.8100	6600.0	76	42098	No
17	GOM_NL__2PRFIN20100320_012437_00000572087_00461_42098_0101.N1	20-MAR-2010 01:24:37	Dark	57.000	4	Alp1Cen	-0.010000	5800.0	114	42098	No
18	GOM_NL__2PRFIN20100320_012646_00000462087_00461_42098_0102.N1	20-MAR-2010 01:26:46	Dark	45.500	78	Alp Lup	2.3040	28000.	91	42098	No
19	GOM_NL__2PRFIN20100320_012817_00000512087_00461_42098_0103.N1	20-MAR-2010 01:28:17	Straylight	50.500	81	Eta Cen	2.3560	28000.	101	42098	No
20	GOM_NL__2PRFIN20100320_013120_00000582087_00461_42098_0104.N1	20-MAR-2010 01:31:20	Straylight	58.000	54	5The Cen	2.0550	4500.0	116	42098	No
21	GOM_NL__2PRFIN20100320_013259_00000482087_00461_42098_0105.N1	20-MAR-2010 01:32:59	Straylight	47.500	123	1ot Cen	2.7500	10200.	95	42098	No
22	GOM_NL__2PRFIN20100320_013831_00000502087_00461_42098_0106.N1	20-MAR-2010 01:38:31	Straylight	50.000	106	9Bet Crv	2.6480	5600.0	100	42098	No
23	GOM_NL__2PRFIN20100320_014044_00000512087_00461_42098_0107.N1	20-MAR-2010 01:40:44	Twilight	51.000	100	4Gam Crv	2.5800	13100.	102	42098	No
24	GOM_NL__2PRFIN20100320_015127_00000472087_00461_42098_0108.N1	20-MAR-2010 01:51:27	Bright	47.000	62	94Bet Leo	2.1360	9700.0	94	42098	No
25	GOM_NL__2PRFIN20100320_015944_00000382087_00461_42098_0109.N1	20-MAR-2010 01:59:44	Bright	37.500	174	52Psi UMa	3.0040	4400.0	75	42098	No
26	GOM_NL__2PRFIN20100320_020258_00000372087_00461_42098_0110.N1	20-MAR-2010 02:02:58	Bright	37.000	82	48Bet UMa	2.3650	10600.	74	42098	No
27	GOM_NL__2PRFIN20100320_020429_00000372087_00461_42098_0111.N1	20-MAR-2010 02:04:29	Bright	36.500	36	50Alp UMa	1.8000	6300.0	73	42098	No
28	GOM_NL__2PRFIN20100320_020646_00000462087_00461_42098_0112.N1	20-MAR-2010 02:06:46	Bright	45.500	55	79Zet UMa	2.0600	10200.	91	42098	No
29	GOM_NL__2PRFIN20100320_021126_00000372087_00461_42098_0113.N1	20-MAR-2010 02:11:26	Bright	37.000	60	7Bet UMi	2.0810	3950.0	74	42098	No
30	GOM_NL__2PRFIN20100320_021517_00000502087_00461_42098_0114.N1	20-MAR-2010 02:15:17	Bright	49.500	119	14Eta Dra	2.7270	4700.0	99	42098	No
31	GOM_NL__2PRFIN20100320_022501_00000382087_00461_42098_0115.N1	20-MAR-2010 02:25:01	Bright	38.000	19	50Alp Cyg	1.2460	10500.	76	42098	No
32	GOM_NL__2PRFIN20100320_022637_00000412087_00461_42098_0116.N1	20-MAR-2010 02:26:37	Bright	40.500	66	37Gam Cyg	2.2080	5900.0	81	42098	No
33	GOM_NL__2PRFIN20100320_022823_00000382087_00461_42098_0117.N1	20-MAR-2010 02:28:23	Bright	38.000	92	53Eps Cyg	2.5000	4500.0	76	42098	No
34	GOM_NL__2PRFIN20100320_023701_00000532087_00461_42098_0118.N1	20-MAR-2010 02:37:01	Twilight	52.500	11	53Alp Aql	0.76500	8000.0	105	42098	No
35	GOM_NL__2PRFIN20100320_024733_00000462087_00461_42098_0119.N1	20-MAR-2010 02:47:33	Dark	46.000	155	41Pi Sgr	2.9000	6600.0	92	42098	No
36	GOM_NL__2PRFIN20100320_024938_00000482087_00461_42098_0120.N1	20-MAR-2010 02:49:38	Dark	48.000	57	34Sig Sgr	2.0660	26000.	96	42098	No
37	GOM_NL__2PRFIN20100320_025114_00000582087_00461_42098_0121.N1	20-MAR-2010 02:51:14	Dark	58.000	137	22Lam Sgr	2.8240	4400.0	116	42098	No
38	GOM_NL__2PRFIN20100320_025310_00000522087_00461_42098_0122.N1	20-MAR-2010 02:53:10	Dark	51.500	38	20Eps Sgr	1.8360	11000.	103	42098	No
39	GOM_NL__2PRFIN20100320_025854_00000422087_00462_42099_0107.N1	20-MAR-2010 02:58:54	Dark	42.000	141	Bet Ara	2.8400	4600.0	84	42099	No
40	GOM_NL__2PRFIN20100320_030229_00000412087_00462_42099_0108.N1	20-MAR-2010 03:02:29	Dark	41.000	134	Bet TrA	2.8100	6600.0	82	42099	No
41	GOM_NL__2PRFIN20100320_030513_00000532087_00462_42099_0109.N1	20-MAR-2010 03:05:13	Dark	52.500	4	Alp1Cen	-0.010000	5800.0	105	42099	No
42	GOM_NL__2PRFIN20100320_030723_00000482087_00462_42099_0110.N1	20-MAR-2010 03:07:23	Dark	48.000	78	Alp Lup	2.3040	28000.	96	42099	No

43	GOM_NL__2PRFIN20100320_030854_000000492087_00462_42099_0111.N1	20-MAR-2010 03:08:54	Straylight	49.000	81	Eta Cen	2.3560	28000.	98	42099	No
44	GOM_NL__2PRFIN20100320_031157_000000592087_00462_42099_0112.N1	20-MAR-2010 03:11:57	Straylight	59.000	54	5The Cen	2.0550	4500.0	118	42099	No
45	GOM_NL__2PRFIN20100320_031335_000000492087_00462_42099_0113.N1	20-MAR-2010 03:13:35	Straylight	49.000	123	lot Cen	2.7500	10200.	98	42099	No
46	GOM_NL__2PRFIN20100320_031907_000000532087_00462_42099_0114.N1	20-MAR-2010 03:19:07	Straylight	53.000	106	9Bet Crv	2.6480	5600.0	106	42099	No
47	GOM_NL__2PRFIN20100320_032120_000000492087_00462_42099_0115.N1	20-MAR-2010 03:21:20	Tw_i_and_stray	49.000	100	4Gam Crv	2.5800	13100.	98	42099	No
48	GOM_NL__2PRFIN20100320_033203_000000462087_00462_42099_0116.N1	20-MAR-2010 03:32:03	Bright	46.000	62	94Bet Leo	2.1360	9700.0	92	42099	No
49	GOM_NL__2PRFIN20100320_034020_000000392087_00462_42099_0117.N1	20-MAR-2010 03:40:20	Bright	39.000	174	52Psi UMa	3.0040	4400.0	78	42099	No
50	GOM_NL__2PRFIN20100320_034335_000000382087_00462_42099_0118.N1	20-MAR-2010 03:43:35	Bright	37.500	82	48Bet UMa	2.3650	10600.	75	42099	No
51	GOM_NL__2PRFIN20100320_034505_000000402087_00462_42099_0119.N1	20-MAR-2010 03:45:05	Bright	39.500	36	50Alp UMa	1.8000	6300.0	79	42099	No
52	GOM_NL__2PRFIN20100320_034720_000000482087_00462_42099_0120.N1	20-MAR-2010 03:47:20	Bright	48.000	55	79Zet UMa	2.0600	10200.	96	42099	No
53	GOM_NL__2PRFIN20100320_035202_000000582087_00462_42099_0121.N1	20-MAR-2010 03:52:02	Bright	58.000	60	7Bet UMi	2.0810	3950.0	116	42099	No
54	GOM_NL__2PRFIN20100320_035552_000000502087_00462_42099_0122.N1	20-MAR-2010 03:55:52	Bright	50.000	119	14Eta Dra	2.7270	4700.0	100	42099	No
55	GOM_NL__2PRFIN20100320_040538_000000402087_00462_42099_0123.N1	20-MAR-2010 04:05:38	Bright	39.500	19	50Alp Cyg	1.2460	10500.	79	42099	No
56	GOM_NL__2PRFIN20100320_040713_000000392087_00462_42099_0124.N1	20-MAR-2010 04:07:13	Bright	39.000	66	37Gam Cyg	2.2080	5900.0	78	42099	No
57	GOM_NL__2PRFIN20100320_040859_000000552087_00462_42099_0125.N1	20-MAR-2010 04:08:59	Bright	55.000	92	53Eps Cyg	2.5000	4500.0	110	42099	No
58	GOM_NL__2PRFIN20100320_041737_000000542087_00462_42099_0126.N1	20-MAR-2010 04:17:37	Tw_i_and_stray	54.000	11	53Alp Aql	0.76500	8000.0	108	42099	No
59	GOM_NL__2PRFIN20100320_042810_000000512087_00462_42099_0127.N1	20-MAR-2010 04:28:10	Dark	50.500	155	41Pi Sgr	2.9000	6600.0	101	42099	No
60	GOM_NL__2PRFIN20100320_043015_000000502087_00462_42099_0128.N1	20-MAR-2010 04:30:15	Dark	49.500	57	34Sig Sgr	2.0660	26000.	99	42099	No
61	GOM_NL__2PRFIN20100320_043151_000000542087_00462_42099_0129.N1	20-MAR-2010 04:31:51	Dark	54.000	137	22Lam Sgr	2.8240	4400.0	108	42099	No
62	GOM_NL__2PRFIN20100320_043347_000000482087_00462_42099_0130.N1	20-MAR-2010 04:33:47	Dark	48.000	38	20Eps Sgr	1.8360	11000.	96	42099	No
63	GOM_NL__2PRFIN20100320_043931_000000432087_00463_42100_0155.N1	20-MAR-2010 04:39:31	Dark	43.000	141	Bet Ara	2.8400	4600.0	86	42100	No
64	GOM_NL__2PRFIN20100320_044306_000000392087_00463_42100_0156.N1	20-MAR-2010 04:43:06	Dark	38.500	134	Bet TrA	2.8100	6600.0	77	42100	No
65	GOM_NL__2PRFIN20100320_044549_000000522087_00463_42100_0157.N1	20-MAR-2010 04:45:49	Dark	51.500	4	Alp1Cen	-0.010000	5800.0	103	42100	No
66	GOM_NL__2PRFIN20100320_044800_000000472087_00463_42100_0158.N1	20-MAR-2010 04:48:00	Dark	46.500	78	Alp Lup	2.3040	28000.	93	42100	No
67	GOM_NL__2PRFIN20100320_044931_000000532087_00463_42100_0159.N1	20-MAR-2010 04:49:31	Straylight	52.500	81	Eta Cen	2.3560	28000.	105	42100	No
68	GOM_NL__2PRFIN20100320_045233_000000592087_00463_42100_0160.N1	20-MAR-2010 04:52:33	Straylight	59.000	54	5The Cen	2.0550	4500.0	118	42100	No
69	GOM_NL__2PRFIN20100320_045412_000000482087_00463_42100_0161.N1	20-MAR-2010 04:54:12	Straylight	48.000	123	lot Cen	2.7500	10200.	96	42100	No
70	GOM_NL__2PRFIN20100320_045943_000000522087_00463_42100_0162.N1	20-MAR-2010 04:59:43	Straylight	51.500	106	9Bet Crv	2.6480	5600.0	103	42100	No
71	GOM_NL__2PRFIN20100320_050156_000000492087_00463_42100_0163.N1	20-MAR-2010 05:01:56	Tw_i_and_stray	48.500	100	4Gam Crv	2.5800	13100.	97	42100	No
72	GOM_NL__2PRFIN20100320_051238_000000452087_00463_42100_0164.N1	20-MAR-2010 05:12:38	Bright	44.500	62	94Bet Leo	2.1360	9700.0	89	42100	No
73	GOM_NL__2PRFIN20100320_052056_000000392087_00463_42100_0165.N1	20-MAR-2010 05:20:56	Bright	38.500	174	52Psi UMa	3.0040	4400.0	77	42100	No
74	GOM_NL__2PRFIN20100320_052410_000000372087_00463_42100_0166.N1	20-MAR-2010 05:24:10	Bright	37.000	82	48Bet UMa	2.3650	10600.	74	42100	No
75	GOM_NL__2PRFIN20100320_052541_000000392087_00463_42100_0167.N1	20-MAR-2010 05:25:41	Bright	39.000	36	50Alp UMa	1.8000	6300.0	78	42100	No
76	GOM_NL__2PRFIN20100320_052756_000000482087_00463_42100_0168.N1	20-MAR-2010 05:27:56	Bright	47.500	55	79Zet UMa	2.0600	10200.	95	42100	No
77	GOM_NL__2PRFIN20100320_053238_000000582087_00463_42100_0169.N1	20-MAR-2010 05:32:38	Bright	58.000	60	7Bet UMi	2.0810	3950.0	116	42100	No
78	GOM_NL__2PRFIN20100320_053627_000000452087_00463_42100_0170.N1	20-MAR-2010 05:36:27	Bright	44.500	119	14Eta Dra	2.7270	4700.0	89	42100	No
79	GOM_NL__2PRFIN20100320_054614_000000402087_00463_42100_0171.N1	20-MAR-2010 05:46:14	Bright	39.500	19	50Alp Cyg	1.2460	10500.	79	42100	No
80	GOM_NL__2PRFIN20100320_054749_000000412087_00463_42100_0172.N1	20-MAR-2010 05:47:49	Bright	41.000	66	37Gam Cyg	2.2080	5900.0	82	42100	No
81	GOM_NL__2PRFIN20100320_054935_000000402087_00463_42100_0173.N1	20-MAR-2010 05:49:35	Bright	39.500	92	53Eps Cyg	2.5000	4500.0	79	42100	No
82	GOM_NL__2PRFIN20100320_055814_000000592087_00463_42100_0174.N1	20-MAR-2010 05:58:14	Tw_i_and_stray	58.500	11	53Alp Aql	0.76500	8000.0	117	42100	No
83	GOM_NL__2PRFIN20100320_060846_000000522087_00463_42100_0175.N1	20-MAR-2010 06:08:46	Dark	51.500	155	41Pi Sgr	2.9000	6600.0	103	42100	No
84	GOM_NL__2PRFIN20100320_061052_000000482087_00463_42100_0176.N1	20-MAR-2010 06:10:52	Dark	48.000	57	34Sig Sgr	2.0660	26000.	96	42100	No
85	GOM_NL__2PRFIN20100320_061228_000000532087_00463_42100_0177.N1	20-MAR-2010 06:12:28	Dark	52.500	137	22Lam Sgr	2.8240	4400.0	105	42100	No
86	GOM_NL__2PRFIN20100320_061424_000000552087_00463_42100_0178.N1	20-MAR-2010 06:14:24	Dark	54.500	38	20Eps Sgr	1.8360	11000.	109	42100	No
87	GOM_NL__2PRFIN20100320_062008_000000432087_00464_42101_0163.N1	20-MAR-2010 06:20:08	Dark	42.500	141	Bet Ara	2.8400	4600.0	85	42101	No
88	GOM_NL__2PRFIN20100320_062342_000000402087_00464_42101_0164.N1	20-MAR-2010 06:23:42	Dark	40.000	134	Bet TrA	2.8100	6600.0	80	42101	No
89	GOM_NL__2PRFIN20100320_062626_000000442087_00464_42101_0165.N1	20-MAR-2010 06:26:26	Dark	43.500	4	Alp1Cen	-0.010000	5800.0	87	42101	No
90	GOM_NL__2PRFIN20100320_062837_000000472087_00464_42101_0166.N1	20-MAR-2010 06:28:37	Dark	47.000	78	Alp Lup	2.3040	28000.	94	42101	No
91	GOM_NL__2PRFIN20100320_063007_000000542087_00464_42101_0167.N1	20-MAR-2010 06:30:07	Straylight	53.500	81	Eta Cen	2.3560	28000.	107	42101	No
92	GOM_NL__2PRFIN20100320_063310_000000592087_00464_42101_0168.N1	20-MAR-2010 06:33:10	Straylight	58.500	54	5The Cen	2.0550	4500.0	117	42101	No
93	GOM_NL__2PRFIN20100320_063448_000000482087_00464_42101_0169.N1	20-MAR-2010 06:34:48	Straylight	48.000	123	lot Cen	2.7500	10200.	96	42101	No
94	GOM_NL__2PRFIN20100320_064020_000000532087_00464_42101_0170.N1	20-MAR-2010 06:40:20	Straylight	53.000	106	9Bet Crv	2.6480	5600.0	106	42101	No
95	GOM_NL__2PRFIN20100320_064232_000000502087_00464_42101_0171.N1	20-MAR-2010 06:42:32	Tw_i_and_stray	49.500	100	4Gam Crv	2.5800	13100.	99	42101	No
96	GOM_NL__2PRFIN20100320_065314_000000452087_00464_42101_0172.N1	20-MAR-2010 06:53:14	Bright	45.000	62	94Bet Leo	2.1360	9700.0	90	42101	No
97	GOM_NL__2PRFIN20100320_070131_000000402087_00464_42101_0173.N1	20-MAR-2010 07:01:31	Bright	39.500	174	52Psi UMa	3.0040	4400.0	79	42101	No
98	GOM_NL__2PRFIN20100320_070446_000000372087_00464_42101_0174.N1	20-MAR-2010 07:04:46	Bright	37.000	82	48Bet UMa	2.3650	10600.	74	42101	No
99	GOM_NL__2PRFIN20100320_070617_000000552087_00464_42101_0175.N1	20-MAR-2010 07:06:17	Bright	55.000	36	50Alp UMa	1.8000	6300.0	110	42101	No
100	GOM_NL__2PRFIN20100320_070831_000000472087_00464_42101_0176.N1	20-MAR-2010 07:08:31	Bright	46.500	55	79Zet UMa	2.0600	10200.	93	42101	No
101	GOM_NL__2PRFIN20100320_071313_000000392087_00464_42101_0177.N1	20-MAR-2010 07:13:13	Bright	39.000	60	7Bet UMi	2.0810	3950.0	78	42101	No

102	GOM_NL__2PRFIN20100320_071703_000000502087_00464_42101_0178.N1	20-MAR-2010 07:17:03	Bright	50.000	119	14Eta Dra	2.7270	4700.0	100	42101	No
103	GOM_NL__2PRFIN20100320_072650_000000362087_00464_42101_0179.N1	20-MAR-2010 07:26:50	Bright	36.000	19	50Alp Cyg	1.2460	10500.	72	42101	No
104	GOM_NL__2PRFIN20100320_072825_000000372087_00464_42101_0180.N1	20-MAR-2010 07:28:25	Bright	37.000	66	37Gam Cyg	2.2080	5900.0	74	42101	No
105	GOM_NL__2PRFIN20100320_073011_000000372087_00464_42101_0181.N1	20-MAR-2010 07:30:11	Bright	36.500	92	53Eps Cyg	2.5000	4500.0	73	42101	No
106	GOM_NL__2PRFIN20100320_073850_000000522087_00464_42101_0182.N1	20-MAR-2010 07:38:50	Twilight	52.000	11	53Alp Aql	0.76500	8000.0	104	42101	No
107	GOM_NL__2PRFIN20100320_074923_000000492087_00464_42101_0183.N1	20-MAR-2010 07:49:23	Dark	48.500	155	41Pi Sgr	2.9000	6600.0	97	42101	No
108	GOM_NL__2PRFIN20100320_075129_000000492087_00464_42101_0184.N1	20-MAR-2010 07:51:29	Dark	49.000	57	34Sig Sgr	2.0660	26000.	98	42101	No
109	GOM_NL__2PRFIN20100320_075305_000000532087_00464_42101_0185.N1	20-MAR-2010 07:53:05	Dark	52.500	137	22Lam Sgr	2.8240	4400.0	105	42101	No
110	GOM_NL__2PRFIN20100320_075501_000000512087_00464_42101_0186.N1	20-MAR-2010 07:55:01	Dark	50.500	38	20Eps Sgr	1.8360	11000.	101	42101	No
111	GOM_NL__2PRFIN20100320_080044_000000462087_00465_42102_0171.N1	20-MAR-2010 08:00:44	Dark	45.500	141	Bet Ara	2.8400	4600.0	91	42102	No
112	GOM_NL__2PRFIN20100320_080419_000000392087_00465_42102_0172.N1	20-MAR-2010 08:04:19	Dark	39.000	134	Bet TrA	2.8100	6600.0	78	42102	No
113	GOM_NL__2PRFIN20100320_080703_000000452087_00465_42102_0173.N1	20-MAR-2010 08:07:03	Dark	44.500	4	Alp1Cen	-0.010000	5800.0	89	42102	No
114	GOM_NL__2PRFIN20100320_080914_000000472087_00465_42102_0174.N1	20-MAR-2010 08:09:14	Dark	46.500	78	Alp Lup	2.3040	28000.	93	42102	No
115	GOM_NL__2PRFIN20100320_081044_000000532087_00465_42102_0175.N1	20-MAR-2010 08:10:44	Straylight	52.500	81	Eta Cen	2.3560	28000.	105	42102	No
116	GOM_NL__2PRFIN20100320_081347_000000592087_00465_42102_0176.N1	20-MAR-2010 08:13:47	Straylight	59.000	54	5The Cen	2.0550	4500.0	118	42102	No
117	GOM_NL__2PRFIN20100320_081525_000000492087_00465_42102_0177.N1	20-MAR-2010 08:15:25	Straylight	49.000	123	lot Cen	2.7500	10200.	98	42102	No
118	GOM_NL__2PRFIN20100320_082056_000000522087_00465_42102_0178.N1	20-MAR-2010 08:20:56	Straylight	51.500	106	9Bet Crv	2.6480	5600.0	103	42102	No
119	GOM_NL__2PRFIN20100320_082308_000000452087_00465_42102_0179.N1	20-MAR-2010 08:23:08	Twilight	44.500	100	4Gam Crv	2.5800	13100.	89	42102	No
120	GOM_NL__2PRFIN20100320_083349_000000462087_00465_42102_0180.N1	20-MAR-2010 08:33:49	Bright	46.000	62	94Bet Leo	2.1360	9700.0	92	42102	No
121	GOM_NL__2PRFIN20100320_084207_000000402087_00465_42102_0181.N1	20-MAR-2010 08:42:07	Bright	39.500	174	52Psi UMa	3.0040	4400.0	79	42102	No
122	GOM_NL__2PRFIN20100320_084522_000000552087_00465_42102_0182.N1	20-MAR-2010 08:45:22	Bright	55.000	82	48Bet UMa	2.3650	10600.	110	42102	No
123	GOM_NL__2PRFIN20100320_084652_000000382087_00465_42102_0183.N1	20-MAR-2010 08:46:52	Bright	37.500	36	50Alp UMa	1.8000	6300.0	75	42102	No
124	GOM_NL__2PRFIN20100320_084906_000000462087_00465_42102_0184.N1	20-MAR-2010 08:49:06	Bright	46.000	55	79Zet UMa	2.0600	10200.	92	42102	No
125	GOM_NL__2PRFIN20100320_085349_000000362087_00465_42102_0185.N1	20-MAR-2010 08:53:49	Bright	36.000	60	7Bet UMi	2.0810	3950.0	72	42102	No
126	GOM_NL__2PRFIN20100320_085738_000000502087_00465_42102_0186.N1	20-MAR-2010 08:57:38	Bright	50.000	119	14Eta Dra	2.7270	4700.0	100	42102	No
127	GOM_NL__2PRFIN20100320_090725_000000392087_00465_42102_0187.N1	20-MAR-2010 09:07:25	Bright	39.000	19	50Alp Cyg	1.2460	10500.	78	42102	No
128	GOM_NL__2PRFIN20100320_090901_000000392087_00465_42102_0188.N1	20-MAR-2010 09:09:01	Bright	38.500	66	37Gam Cyg	2.2080	5900.0	77	42102	No
129	GOM_NL__2PRFIN20100320_091047_000000392087_00465_42102_0189.N1	20-MAR-2010 09:10:47	Bright	39.000	92	53Eps Cyg	2.5000	4500.0	78	42102	No
130	GOM_NL__2PRFIN20100320_091927_000000562087_00465_42102_0190.N1	20-MAR-2010 09:19:27	Twilight	55.500	11	53Alp Aql	0.76500	8000.0	111	42102	No
131	GOM_NL__2PRFIN20100320_093000_000000472087_00465_42102_0191.N1	20-MAR-2010 09:30:00	Dark	47.000	155	41Pi Sgr	2.9000	6600.0	94	42102	No
132	GOM_NL__2PRFIN20100320_093206_000000472087_00465_42102_0192.N1	20-MAR-2010 09:32:06	Dark	47.000	57	34Sig Sgr	2.0660	26000.	94	42102	No
133	GOM_NL__2PRFIN20100320_093342_000000532087_00465_42102_0193.N1	20-MAR-2010 09:33:42	Dark	53.000	137	22Lam Sgr	2.8240	4400.0	106	42102	No
134	GOM_NL__2PRFIN20100320_093538_000000482087_00465_42102_0194.N1	20-MAR-2010 09:35:38	Dark	48.000	38	20Eps Sgr	1.8360	11000.	96	42102	No
135	GOM_NL__2PRFIN20100320_094121_000000432087_00466_42103_0179.N1	20-MAR-2010 09:41:21	Dark	42.500	141	Bet Ara	2.8400	4600.0	85	42103	No
136	GOM_NL__2PRFIN20100320_094455_000000392087_00466_42103_0180.N1	20-MAR-2010 09:44:55	Dark	39.000	134	Bet TrA	2.8100	6600.0	78	42103	No
137	GOM_NL__2PRFIN20100320_094739_000000422087_00466_42103_0181.N1	20-MAR-2010 09:47:39	Dark	41.500	4	Alp1Cen	-0.010000	5800.0	83	42103	No
138	GOM_NL__2PRFIN20100320_094950_000000492087_00466_42103_0182.N1	20-MAR-2010 09:49:50	Dark	49.000	78	Alp Lup	2.3040	28000.	98	42103	No
139	GOM_NL__2PRFIN20100320_095121_000000522087_00466_42103_0183.N1	20-MAR-2010 09:51:21	Straylight	51.500	81	Eta Cen	2.3560	28000.	103	42103	No
140	GOM_NL__2PRFIN20100320_095424_000000592087_00466_42103_0184.N1	20-MAR-2010 09:54:24	Straylight	58.500	54	5The Cen	2.0550	4500.0	117	42103	No
141	GOM_NL__2PRFIN20100320_095601_000000492087_00466_42103_0185.N1	20-MAR-2010 09:56:01	Straylight	48.500	123	lot Cen	2.7500	10200.	97	42103	No
142	GOM_NL__2PRFIN20100320_100132_000000522087_00466_42103_0186.N1	20-MAR-2010 10:01:32	Straylight	51.500	106	9Bet Crv	2.6480	5600.0	103	42103	No
143	GOM_NL__2PRFIN20100320_100344_000000462087_00466_42103_0187.N1	20-MAR-2010 10:03:44	Twilight	46.000	100	4Gam Crv	2.5800	13100.	92	42103	No
144	GOM_NL__2PRFIN20100320_101425_000000462087_00466_42103_0188.N1	20-MAR-2010 10:14:25	Bright	45.500	62	94Bet Leo	2.1360	9700.0	91	42103	No
145	GOM_NL__2PRFIN20100320_102243_000000402087_00466_42103_0189.N1	20-MAR-2010 10:22:43	Bright	39.500	174	52Psi UMa	3.0040	4400.0	79	42103	No
146	GOM_NL__2PRFIN20100320_102557_000000372087_00466_42103_0190.N1	20-MAR-2010 10:25:57	Bright	37.000	82	48Bet UMa	2.3650	10600.	74	42103	No
147	GOM_NL__2PRFIN20100320_102728_000000372087_00466_42103_0191.N1	20-MAR-2010 10:27:28	Bright	36.500	36	50Alp UMa	1.8000	6300.0	73	42103	No
148	GOM_NL__2PRFIN20100320_102941_000000472087_00466_42103_0192.N1	20-MAR-2010 10:29:41	Bright	47.000	55	79Zet UMa	2.0600	10200.	94	42103	No
149	GOM_NL__2PRFIN20100320_103424_000000422087_00466_42103_0193.N1	20-MAR-2010 10:34:24	Bright	42.000	60	7Bet UMi	2.0810	3950.0	84	42103	No
150	GOM_NL__2PRFIN20100320_103813_000000502087_00466_42103_0194.N1	20-MAR-2010 10:38:13	Bright	49.500	119	14Eta Dra	2.7270	4700.0	99	42103	No
151	GOM_NL__2PRFIN20100320_104801_000000372087_00466_42103_0195.N1	20-MAR-2010 10:48:01	Bright	37.000	19	50Alp Cyg	1.2460	10500.	74	42103	No
152	GOM_NL__2PRFIN20100320_104937_000000472087_00466_42103_0196.N1	20-MAR-2010 10:49:37	Bright	47.000	66	37Gam Cyg	2.2080	5900.0	94	42103	No
153	GOM_NL__2PRFIN20100320_105123_000000362087_00466_42103_0197.N1	20-MAR-2010 10:51:23	Bright	36.000	92	53Eps Cyg	2.5000	4500.0	72	42103	No
154	GOM_NL__2PRFIN20100320_110003_000000562087_00466_42103_0198.N1	20-MAR-2010 11:00:03	Twilight	55.500	11	53Alp Aql	0.76500	8000.0	111	42103	No
155	GOM_NL__2PRFIN20100320_111037_000000472087_00466_42103_0199.N1	20-MAR-2010 11:10:37	Dark	46.500	155	41Pi Sgr	2.9000	6600.0	93	42103	No
156	GOM_NL__2PRFIN20100320_111243_000000472087_00466_42103_0200.N1	20-MAR-2010 11:12:43	Dark	46.500	57	34Sig Sgr	2.0660	26000.	93	42103	No
157	GOM_NL__2PRFIN20100320_111419_000000532087_00466_42103_0201.N1	20-MAR-2010 11:14:19	Dark	52.500	137	22Lam Sgr	2.8240	4400.0	105	42103	No
158	GOM_NL__2PRFIN20100320_111615_000000492087_00466_42103_0202.N1	20-MAR-2010 11:16:15	Dark	48.500	38	20Eps Sgr	1.8360	11000.	97	42103	No
159	GOM_NL__2PRFIN20100320_112157_000000422087_00467_42104_0195.N1	20-MAR-2010 11:21:57	Dark	42.000	141	Bet Ara	2.8400	4600.0	84	42104	No
160	GOM_NL__2PRFIN20100320_112531_000000392087_00467_42104_0196.N1	20-MAR-2010 11:25:31	Dark	39.000	134	Bet TrA	2.8100	6600.0	78	42104	No

161	GOM_NL__2PRFIN20100320_112815_000000432087_00467_42104_0197.N1	20-MAR-2010 11:28:15	Dark	43.000	4	Alp1Cen	-0.010000	5800.0	86	42104	No
162	GOM_NL__2PRFIN20100320_113027_000000482087_00467_42104_0198.N1	20-MAR-2010 11:30:27	Dark	48.000	78	Alp Lup	2.3040	28000.	96	42104	No
163	GOM_NL__2PRFIN20100320_113157_000000542087_00467_42104_0199.N1	20-MAR-2010 11:31:57	Straylight	54.000	81	Eta Cen	2.3560	28000.	108	42104	No
164	GOM_NL__2PRFIN20100320_113500_000000612087_00467_42104_0200.N1	20-MAR-2010 11:35:00	Straylight	61.000	54	5The Cen	2.0550	4500.0	122	42104	No
165	GOM_NL__2PRFIN20100320_113637_000000472087_00467_42104_0201.N1	20-MAR-2010 11:36:37	Straylight	46.500	123	lot Cen	2.7500	10200.	93	42104	No
166	GOM_NL__2PRFIN20100320_114208_000000502087_00467_42104_0202.N1	20-MAR-2010 11:42:08	Straylight	50.000	106	9Bet Crv	2.6480	5600.0	100	42104	No
167	GOM_NL__2PRFIN20100320_114420_000000492087_00467_42104_0203.N1	20-MAR-2010 11:44:20	Twi_and_stray	48.500	100	4Gam Crv	2.5800	13100.	97	42104	No
168	GOM_NL__2PRFIN20100320_115501_000000452087_00467_42104_0204.N1	20-MAR-2010 11:55:01	Bright	44.500	62	94Bet Leo	2.1360	9700.0	89	42104	No
169	GOM_NL__2PRFIN20100320_120318_000000392087_00467_42104_0205.N1	20-MAR-2010 12:03:18	Bright	38.500	174	52Psi UMa	3.0040	4400.0	77	42104	No
170	GOM_NL__2PRFIN20100320_120633_000000382087_00467_42104_0206.N1	20-MAR-2010 12:06:33	Bright	38.000	82	48Bet UMa	2.3650	10600.	76	42104	No
171	GOM_NL__2PRFIN20100320_120804_000000552087_00467_42104_0207.N1	20-MAR-2010 12:08:04	Bright	55.000	36	50Alp UMa	1.8000	6300.0	110	42104	No
172	GOM_NL__2PRFIN20100320_121016_000000472087_00467_42104_0208.N1	20-MAR-2010 12:10:16	Bright	47.000	55	79Zet UMa	2.0600	10200.	94	42104	No
173	GOM_NL__2PRFIN20100320_121500_000000402087_00467_42104_0209.N1	20-MAR-2010 12:15:00	Bright	40.000	60	7Bet UMi	2.0810	3950.0	80	42104	No
174	GOM_NL__2PRFIN20100320_121848_000000482087_00467_42104_0210.N1	20-MAR-2010 12:18:48	Bright	48.000	119	14Eta Dra	2.7270	4700.0	96	42104	No
175	GOM_NL__2PRFIN20100320_122837_000000362087_00467_42104_0211.N1	20-MAR-2010 12:28:37	Bright	35.500	19	50Alp Cyg	1.2460	10500.	71	42104	No
176	GOM_NL__2PRFIN20100320_123013_000000392087_00467_42104_0212.N1	20-MAR-2010 12:30:13	Bright	39.000	66	37Gam Cyg	2.2080	5900.0	78	42104	No
177	GOM_NL__2PRFIN20100320_123159_000000552087_00467_42104_0213.N1	20-MAR-2010 12:31:59	Bright	55.000	92	53Eps Cyg	2.5000	4500.0	110	42104	No
178	GOM_NL__2PRFIN20100320_124039_000000532087_00467_42104_0214.N1	20-MAR-2010 12:40:39	Twi_and_stray	52.500	11	53Alp Aql	0.76500	8000.0	105	42104	No
179	GOM_NL__2PRFIN20100320_125114_000000472087_00467_42104_0215.N1	20-MAR-2010 12:51:14	Dark	46.500	155	41Pi Sgr	2.9000	6600.0	93	42104	No
180	GOM_NL__2PRFIN20100320_125320_000000542087_00467_42104_0216.N1	20-MAR-2010 12:53:20	Dark	53.500	57	34Sig Sgr	2.0660	26000.	107	42104	No
181	GOM_NL__2PRFIN20100320_125456_000000562087_00467_42104_0217.N1	20-MAR-2010 12:54:56	Dark	55.500	137	22Lam Sgr	2.8240	4400.0	111	42104	No
182	GOM_NL__2PRFIN20100320_125652_000000472087_00467_42104_0218.N1	20-MAR-2010 12:56:52	Dark	47.000	38	20Eps Sgr	1.8360	11000.	94	42104	No
183	GOM_NL__2PRFIN20100320_130234_000000442087_00468_42105_0204.N1	20-MAR-2010 13:02:34	Dark	44.000	141	Bet Ara	2.8400	4600.0	88	42105	No
184	GOM_NL__2PRFIN20100320_130608_000000392087_00468_42105_0205.N1	20-MAR-2010 13:06:08	Dark	38.500	134	Bet TrA	2.8100	6600.0	77	42105	No
185	GOM_NL__2PRFIN20100320_130852_000000432087_00468_42105_0206.N1	20-MAR-2010 13:08:52	Dark	43.000	4	Alp1Cen	-0.010000	5800.0	86	42105	No
186	GOM_NL__2PRFIN20100320_131104_000000452087_00468_42105_0207.N1	20-MAR-2010 13:11:04	Dark	44.500	78	Alp Lup	2.3040	28000.	89	42105	No
187	GOM_NL__2PRFIN20100320_131234_000000502087_00468_42105_0208.N1	20-MAR-2010 13:12:34	Straylight	49.500	81	Eta Cen	2.3560	28000.	99	42105	No
188	GOM_NL__2PRFIN20100320_131537_000000582087_00468_42105_0209.N1	20-MAR-2010 13:15:37	Straylight	57.500	54	5The Cen	2.0550	4500.0	115	42105	No
189	GOM_NL__2PRFIN20100320_131714_000000492087_00468_42105_0210.N1	20-MAR-2010 13:17:14	Straylight	48.500	123	lot Cen	2.7500	10200.	97	42105	No
190	GOM_NL__2PRFIN20100320_132244_000000502087_00468_42105_0211.N1	20-MAR-2010 13:22:44	Straylight	50.000	106	9Bet Crv	2.6480	5600.0	100	42105	No
191	GOM_NL__2PRFIN20100320_132456_000000472087_00468_42105_0212.N1	20-MAR-2010 13:24:56	Twi_and_stray	46.500	100	4Gam Crv	2.5800	13100.	93	42105	No
192	GOM_NL__2PRFIN20100320_133536_000000452087_00468_42105_0213.N1	20-MAR-2010 13:35:36	Bright	45.000	62	94Bet Leo	2.1360	9700.0	90	42105	No
193	GOM_NL__2PRFIN20100320_134354_000000402087_00468_42105_0214.N1	20-MAR-2010 13:43:54	Bright	40.000	174	52Psi UMa	3.0040	4400.0	80	42105	No
194	GOM_NL__2PRFIN20100320_134709_000000392087_00468_42105_0215.N1	20-MAR-2010 13:47:09	Bright	38.500	82	48Bet UMa	2.3650	10600.	77	42105	No
195	GOM_NL__2PRFIN20100320_134840_000000372087_00468_42105_0216.N1	20-MAR-2010 13:48:40	Bright	37.000	36	50Alp UMa	1.8000	6300.0	74	42105	No
196	GOM_NL__2PRFIN20100320_135052_000000462087_00468_42105_0217.N1	20-MAR-2010 13:50:52	Bright	46.000	55	79Zet UMa	2.0600	10200.	92	42105	No
197	GOM_NL__2PRFIN20100320_135536_000000402087_00468_42105_0218.N1	20-MAR-2010 13:55:36	Bright	39.500	60	7Bet UMi	2.0810	3950.0	79	42105	No
198	GOM_NL__2PRFIN20100320_135924_000000502087_00468_42105_0219.N1	20-MAR-2010 13:59:24	Bright	50.000	119	14Eta Dra	2.7270	4700.0	100	42105	No
199	GOM_NL__2PRFIN20100320_140913_000000442087_00468_42105_0220.N1	20-MAR-2010 14:09:13	Bright	43.500	19	50Alp Cyg	1.2460	10500.	87	42105	No
200	GOM_NL__2PRFIN20100320_141048_000000372087_00468_42105_0221.N1	20-MAR-2010 14:10:48	Bright	37.000	66	37Gam Cyg	2.2080	5900.0	74	42105	No
201	GOM_NL__2PRFIN20100320_141235_000000552087_00468_42105_0222.N1	20-MAR-2010 14:12:35	Bright	55.000	92	53Eps Cyg	2.5000	4500.0	110	42105	No
202	GOM_NL__2PRFIN20100320_142116_000000542087_00468_42105_0223.N1	20-MAR-2010 14:21:16	Twi_and_stray	53.500	11	53Alp Aql	0.76500	8000.0	107	42105	No
203	GOM_NL__2PRFIN20100320_143151_000000482087_00468_42105_0224.N1	20-MAR-2010 14:31:51	Dark	48.000	155	41Pi Sgr	2.9000	6600.0	96	42105	No
204	GOM_NL__2PRFIN20100320_143357_000000472087_00468_42105_0225.N1	20-MAR-2010 14:33:57	Dark	47.000	57	34Sig Sgr	2.0660	26000.	94	42105	No
205	GOM_NL__2PRFIN20100320_143533_000000572087_00468_42105_0226.N1	20-MAR-2010 14:35:33	Dark	57.000	137	22Lam Sgr	2.8240	4400.0	114	42105	No
206	GOM_NL__2PRFIN20100320_143729_000000562087_00468_42105_0227.N1	20-MAR-2010 14:37:29	Dark	55.500	38	20Eps Sgr	1.8360	11000.	111	42105	No
207	GOM_NL__2PRFIN20100320_144311_000000462087_00469_42106_0212.N1	20-MAR-2010 14:43:11	Dark	45.500	141	Bet Ara	2.8400	4600.0	91	42106	No
208	GOM_NL__2PRFIN20100320_144644_000000402087_00469_42106_0213.N1	20-MAR-2010 14:46:44	Dark	39.500	134	Bet TrA	2.8100	6600.0	79	42106	No
209	GOM_NL__2PRFIN20100320_144928_000000572087_00469_42106_0214.N1	20-MAR-2010 14:49:28	Dark	57.000	4	Alp1Cen	-0.010000	5800.0	114	42106	No
210	GOM_NL__2PRFIN20100320_145140_000000512087_00469_42106_0215.N1	20-MAR-2010 14:51:40	Dark	50.500	78	Alp Lup	2.3040	28000.	101	42106	No
211	GOM_NL__2PRFIN20100320_145311_000000492087_00469_42106_0216.N1	20-MAR-2010 14:53:11	Straylight	48.500	81	Eta Cen	2.3560	28000.	97	42106	No
212	GOM_NL__2PRFIN20100320_145613_000000552087_00469_42106_0217.N1	20-MAR-2010 14:56:13	Straylight	54.500	54	5The Cen	2.0550	4500.0	109	42106	No
213	GOM_NL__2PRFIN20100320_145750_000000472087_00469_42106_0218.N1	20-MAR-2010 14:57:50	Straylight	47.000	123	lot Cen	2.7500	10200.	94	42106	No
214	GOM_NL__2PRFIN20100320_150320_000000512087_00469_42106_0219.N1	20-MAR-2010 15:03:20	Straylight	51.000	106	9Bet Crv	2.6480	5600.0	102	42106	No
215	GOM_NL__2PRFIN20100320_150532_000000482087_00469_42106_0220.N1	20-MAR-2010 15:05:32	Twi_and_stray	48.000	100	4Gam Crv	2.5800	13100.	96	42106	No
216	GOM_NL__2PRFIN20100320_151612_000000442087_00469_42106_0221.N1	20-MAR-2010 15:16:12	Bright	44.000	62	94Bet Leo	2.1360	9700.0	88	42106	No
217	GOM_NL__2PRFIN20100320_152429_000000382087_00469_42106_0222.N1	20-MAR-2010 15:24:29	Bright	37.500	174	52Psi UMa	3.0040	4400.0	75	42106	No
218	GOM_NL__2PRFIN20100320_152745_000000382087_00469_42106_0223.N1	20-MAR-2010 15:27:45	Bright	38.000	82	48Bet UMa	2.3650	10600.	76	42106	No
219	GOM_NL__2PRFIN20100320_152915_000000392087_00469_42106_0224.N1	20-MAR-2010 15:29:15	Bright	38.500	36	50Alp UMa	1.8000	6300.0	77	42106	No

220	GOM_NL__2PRFIN20100320_153127_000000482087_00469_42106_0225.N1	20-MAR-2010 15:31:27	Bright	47.500	55	79Zet UMa	2.0600	10200.	95	42106	No
221	GOM_NL__2PRFIN20100320_153611_000000402087_00469_42106_0226.N1	20-MAR-2010 15:36:11	Bright	39.500	60	7Bet UMi	2.0810	3950.0	79	42106	No
222	GOM_NL__2PRFIN20100320_153959_000000492087_00469_42106_0227.N1	20-MAR-2010 15:39:59	Bright	49.000	119	14Eta Dra	2.7270	4700.0	98	42106	No
223	GOM_NL__2PRFIN20100320_154949_000000372087_00469_42106_0228.N1	20-MAR-2010 15:49:49	Bright	36.500	19	50Alp Cyg	1.2460	10500.	73	42106	No
224	GOM_NL__2PRFIN20100320_155125_000000572087_00469_42106_0229.N1	20-MAR-2010 15:51:25	Bright	57.000	66	37Gam Cyg	2.2080	5900.0	114	42106	No
225	GOM_NL__2PRFIN20100320_155312_000000402087_00469_42106_0230.N1	20-MAR-2010 15:53:12	Bright	39.500	92	53Eps Cyg	2.5000	4500.0	79	42106	No
226	GOM_NL__2PRFIN20100320_160152_000000542087_00469_42106_0231.N1	20-MAR-2010 16:01:52	Twilight	53.500	11	53Alp Aql	0.76500	8000.0	107	42106	No
227	GOM_NL__2PRFIN20100320_161228_000000472087_00469_42106_0232.N1	20-MAR-2010 16:12:28	Dark	46.500	155	41Pi Sgr	2.9000	6600.0	93	42106	No
228	GOM_NL__2PRFIN20100320_161433_000000502087_00469_42106_0233.N1	20-MAR-2010 16:14:33	Dark	50.000	57	34Sig Sgr	2.0660	26000.	100	42106	No
229	GOM_NL__2PRFIN20100320_161611_000000632087_00469_42106_0234.N1	20-MAR-2010 16:16:11	Dark	62.500	137	22Lam Sgr	2.8240	4400.0	125	42106	No
230	GOM_NL__2PRFIN20100320_161806_000000502087_00469_42106_0235.N1	20-MAR-2010 16:18:06	Dark	50.000	38	20Eps Sgr	1.8360	11000.	100	42106	No
231	GOM_NL__2PRFIN20100320_162348_000000442087_00470_42107_0331.N1	20-MAR-2010 16:23:48	Dark	43.500	141	Bet Ara	2.8400	4600.0	87	42107	No
232	GOM_NL__2PRFIN20100320_162721_000000392087_00470_42107_0332.N1	20-MAR-2010 16:27:21	Dark	39.000	134	Bet TrA	2.8100	6600.0	78	42107	No
233	GOM_NL__2PRFIN20100320_163005_000000462087_00470_42107_0333.N1	20-MAR-2010 16:30:05	Dark	45.500	4	Alp1Cen	-0.010000	5800.0	91	42107	No
234	GOM_NL__2PRFIN20100320_163217_000000472087_00470_42107_0334.N1	20-MAR-2010 16:32:17	Dark	46.500	78	Alp Lup	2.3040	28000.	93	42107	No
235	GOM_NL__2PRFIN20100320_163348_000000482087_00470_42107_0335.N1	20-MAR-2010 16:33:48	Straylight	48.000	81	Eta Cen	2.3560	28000.	96	42107	No
236	GOM_NL__2PRFIN20100320_163650_000000572087_00470_42107_0336.N1	20-MAR-2010 16:36:50	Straylight	56.500	54	5The Cen	2.0550	4500.0	113	42107	No
237	GOM_NL__2PRFIN20100320_163827_000000492087_00470_42107_0337.N1	20-MAR-2010 16:38:27	Straylight	48.500	123	lot Cen	2.7500	10200.	97	42107	No
238	GOM_NL__2PRFIN20100320_164356_000000532087_00470_42107_0338.N1	20-MAR-2010 16:43:56	Straylight	53.000	106	9Bet Crv	2.6480	5600.0	106	42107	No
239	GOM_NL__2PRFIN20100320_164608_000000492087_00470_42107_0339.N1	20-MAR-2010 16:46:08	Twilight	49.000	100	4Gam Crv	2.5800	13100.	98	42107	No
240	GOM_NL__2PRFIN20100320_165647_000000452087_00470_42107_0340.N1	20-MAR-2010 16:56:47	Bright	44.500	62	94Bet Leo	2.1360	9700.0	89	42107	No
241	GOM_NL__2PRFIN20100320_170505_000000402087_00470_42107_0341.N1	20-MAR-2010 17:05:05	Bright	40.000	174	52Psi UMa	3.0040	4400.0	80	42107	No
242	GOM_NL__2PRFIN20100320_170820_000000512087_00470_42107_0342.N1	20-MAR-2010 17:08:20	Bright	51.000	82	48Bet UMa	2.3650	10600.	102	42107	No
243	GOM_NL__2PRFIN20100320_170951_000000382087_00470_42107_0343.N1	20-MAR-2010 17:09:51	Bright	38.000	36	50Alp UMa	1.8000	6300.0	76	42107	No
244	GOM_NL__2PRFIN20100320_171202_000000482087_00470_42107_0344.N1	20-MAR-2010 17:12:02	Bright	48.000	55	79Zet UMa	2.0600	10200.	96	42107	No
245	GOM_NL__2PRFIN20100320_171647_000000432087_00470_42107_0345.N1	20-MAR-2010 17:16:47	Bright	43.000	60	7Bet UMi	2.0810	3950.0	86	42107	No
246	GOM_NL__2PRFIN20100320_172034_000000512087_00470_42107_0346.N1	20-MAR-2010 17:20:34	Bright	50.500	119	14Eta Dra	2.7270	4700.0	101	42107	No
247	GOM_NL__2PRFIN20100320_173025_000000362087_00470_42107_0347.N1	20-MAR-2010 17:30:25	Bright	36.000	19	50Alp Cyg	1.2460	10500.	72	42107	No
248	GOM_NL__2PRFIN20100320_173201_000000402087_00470_42107_0348.N1	20-MAR-2010 17:32:01	Bright	40.000	66	37Gam Cyg	2.2080	5900.0	80	42107	No
249	GOM_NL__2PRFIN20100320_173348_000000382087_00470_42107_0349.N1	20-MAR-2010 17:33:48	Bright	37.500	92	53Eps Cyg	2.5000	4500.0	75	42107	No
250	GOM_NL__2PRFIN20100320_174229_000000542087_00470_42107_0350.N1	20-MAR-2010 17:42:29	Twilight	53.500	11	53Alp Aql	0.76500	8000.0	107	42107	No
251	GOM_NL__2PRFIN20100320_175304_000000492087_00470_42107_0351.N1	20-MAR-2010 17:53:04	Dark	49.000	155	41Pi Sgr	2.9000	6600.0	98	42107	No
252	GOM_NL__2PRFIN20100320_175511_000000482087_00470_42107_0352.N1	20-MAR-2010 17:55:11	Dark	48.000	57	34Sig Sgr	2.0660	26000.	96	42107	No
253	GOM_NL__2PRFIN20100320_175648_000000552087_00470_42107_0353.N1	20-MAR-2010 17:56:48	Dark	54.500	137	22Lam Sgr	2.8240	4400.0	109	42107	No
254	GOM_NL__2PRFIN20100320_175843_000000492087_00470_42107_0354.N1	20-MAR-2010 17:58:43	Dark	48.500	38	20Eps Sgr	1.8360	11000.	97	42107	No
255	GOM_NL__2PRFIN20100320_180424_000000512087_00471_42108_0248.N1	20-MAR-2010 18:04:24	Dark	50.500	141	Bet Ara	2.8400	4600.0	101	42108	No
256	GOM_NL__2PRFIN20100320_180757_000000402087_00471_42108_0249.N1	20-MAR-2010 18:07:57	Dark	39.500	134	Bet TrA	2.8100	6600.0	79	42108	No
257	GOM_NL__2PRFIN20100320_181041_000000472087_00471_42108_0250.N1	20-MAR-2010 18:10:41	Dark	46.500	4	Alp1Cen	-0.010000	5800.0	93	42108	No
258	GOM_NL__2PRFIN20100320_181254_000000462087_00471_42108_0251.N1	20-MAR-2010 18:12:54	Dark	45.500	78	Alp Lup	2.3040	28000.	91	42108	No
259	GOM_NL__2PRFIN20100320_181425_000000502087_00471_42108_0252.N1	20-MAR-2010 18:14:25	Straylight	50.000	81	Eta Cen	2.3560	28000.	100	42108	No
260	GOM_NL__2PRFIN20100320_181727_000000602087_00471_42108_0253.N1	20-MAR-2010 18:17:27	Straylight	59.500	54	5The Cen	2.0550	4500.0	119	42108	No
261	GOM_NL__2PRFIN20100320_181903_000000492087_00471_42108_0254.N1	20-MAR-2010 18:19:03	Straylight	48.500	123	lot Cen	2.7500	10200.	97	42108	No
262	GOM_NL__2PRFIN20100320_182433_000000522087_00471_42108_0255.N1	20-MAR-2010 18:24:33	Straylight	51.500	106	9Bet Crv	2.6480	5600.0	103	42108	No
263	GOM_NL__2PRFIN20100320_182644_000000492087_00471_42108_0256.N1	20-MAR-2010 18:26:44	Twilight	49.000	100	4Gam Crv	2.5800	13100.	98	42108	No
264	GOM_NL__2PRFIN20100320_183723_000000452087_00471_42108_0257.N1	20-MAR-2010 18:37:23	Bright	44.500	62	94Bet Leo	2.1360	9700.0	89	42108	No
265	GOM_NL__2PRFIN20100320_184541_000000412087_00471_42108_0258.N1	20-MAR-2010 18:45:41	Bright	41.000	174	52Psi UMa	3.0040	4400.0	82	42108	No
266	GOM_NL__2PRFIN20100320_184856_000000372087_00471_42108_0259.N1	20-MAR-2010 18:48:56	Bright	36.500	82	48Bet UMa	2.3650	10600.	73	42108	No
267	GOM_NL__2PRFIN20100320_185027_000000372087_00471_42108_0260.N1	20-MAR-2010 18:50:27	Bright	36.500	36	50Alp UMa	1.8000	6300.0	73	42108	No
268	GOM_NL__2PRFIN20100320_185237_000000472087_00471_42108_0261.N1	20-MAR-2010 18:52:37	Bright	47.000	55	79Zet UMa	2.0600	10200.	94	42108	No
269	GOM_NL__2PRFIN20100320_185722_000000422087_00471_42108_0262.N1	20-MAR-2010 18:57:22	Bright	41.500	60	7Bet UMi	2.0810	3950.0	83	42108	No
270	GOM_NL__2PRFIN20100320_190110_000000492087_00471_42108_0263.N1	20-MAR-2010 19:01:10	Bright	49.000	119	14Eta Dra	2.7270	4700.0	98	42108	No
271	GOM_NL__2PRFIN20100320_191102_000000382087_00471_42108_0264.N1	20-MAR-2010 19:11:02	Bright	37.500	19	50Alp Cyg	1.2460	10500.	75	42108	No
272	GOM_NL__2PRFIN20100320_191236_000000382087_00471_42108_0265.N1	20-MAR-2010 19:12:36	Bright	38.000	66	37Gam Cyg	2.2080	5900.0	76	42108	No
273	GOM_NL__2PRFIN20100320_191424_000000452087_00471_42108_0266.N1	20-MAR-2010 19:14:24	Bright	44.500	92	53Eps Cyg	2.5000	4500.0	89	42108	No
274	GOM_NL__2PRFIN20100320_192305_000000542087_00471_42108_0267.N1	20-MAR-2010 19:23:05	Twilight	53.500	11	53Alp Aql	0.76500	8000.0	107	42108	No
275	GOM_NL__2PRFIN20100320_193341_000000502087_00471_42108_0268.N1	20-MAR-2010 19:33:41	Dark	49.500	155	41Pi Sgr	2.9000	6600.0	99	42108	No
276	GOM_NL__2PRFIN20100320_193547_000000492087_00471_42108_0269.N1	20-MAR-2010 19:35:47	Dark	48.500	57	34Sig Sgr	2.0660	26000.	97	42108	No
277	GOM_NL__2PRFIN20100320_193725_000000552087_00471_42108_0270.N1	20-MAR-2010 19:37:25	Dark	54.500	137	22Lam Sgr	2.8240	4400.0	109	42108	No
278	GOM_NL__2PRFIN20100320_193920_000000512087_00471_42108_0271.N1	20-MAR-2010 19:39:20	Dark	50.500	38	20Eps Sgr	1.8360	11000.	101	42108	No

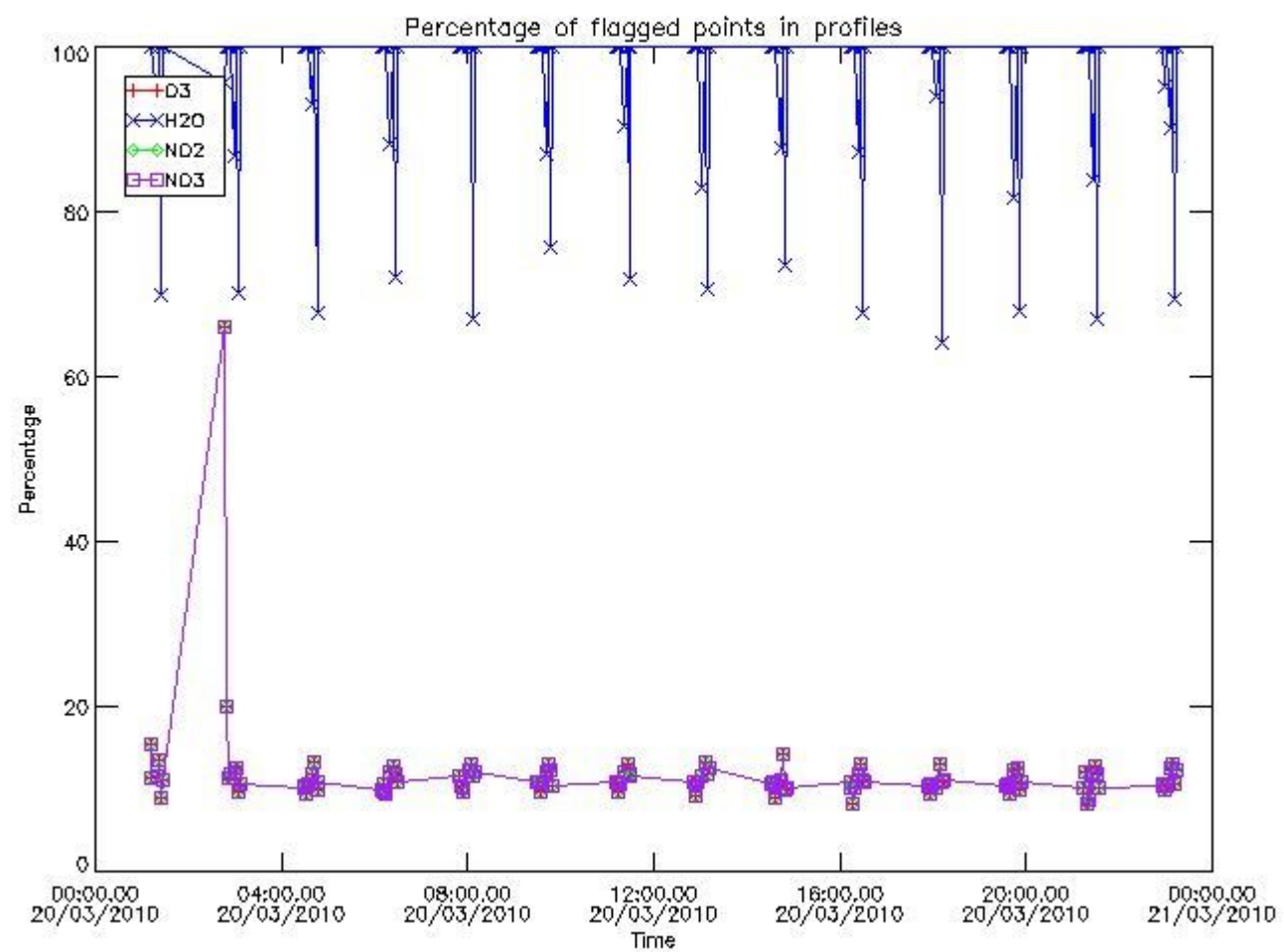
279	GOM_NL__2PRFIN20100320_194500_000000422087_00472_42109_0256.N1	20-MAR-2010 19:45:00	Dark	41.500	141	Bet Ara	2.8400	4600.0	83	42109	No
280	GOM_NL__2PRFIN20100320_194834_000000412087_00472_42109_0257.N1	20-MAR-2010 19:48:34	Dark	40.500	134	Bet TrA	2.8100	6600.0	81	42109	No
281	GOM_NL__2PRFIN20100320_195117_000000522087_00472_42109_0258.N1	20-MAR-2010 19:51:17	Dark	52.000	4	Alp1Cen	-0.010000	5800.0	104	42109	No
282	GOM_NL__2PRFIN20100320_195330_000000472087_00472_42109_0259.N1	20-MAR-2010 19:53:30	Dark	47.000	78	Alp Lup	2.3040	28000.	94	42109	No
283	GOM_NL__2PRFIN20100320_195502_000000502087_00472_42109_0260.N1	20-MAR-2010 19:55:02	Straylight	50.000	81	Eta Cen	2.3560	28000.	100	42109	No
284	GOM_NL__2PRFIN20100320_195804_000000572087_00472_42109_0261.N1	20-MAR-2010 19:58:04	Straylight	57.000	54	5The Cen	2.0550	4500.0	114	42109	No
285	GOM_NL__2PRFIN20100320_195940_000000492087_00472_42109_0262.N1	20-MAR-2010 19:59:40	Straylight	48.500	123	lot Cen	2.7500	10200.	97	42109	No
286	GOM_NL__2PRFIN20100320_200509_000000532087_00472_42109_0263.N1	20-MAR-2010 20:05:09	Straylight	52.500	106	9Bet Crv	2.6480	5600.0	105	42109	No
287	GOM_NL__2PRFIN20100320_200721_000000472087_00472_42109_0264.N1	20-MAR-2010 20:07:21	Tw_i_and_stray	47.000	100	4Gam Crv	2.5800	13100.	94	42109	No
288	GOM_NL__2PRFIN20100320_201759_000000442087_00472_42109_0265.N1	20-MAR-2010 20:17:59	Bright	44.000	62	94Bet Leo	2.1360	9700.0	88	42109	No
289	GOM_NL__2PRFIN20100320_202617_000000372087_00472_42109_0266.N1	20-MAR-2010 20:26:17	Bright	37.000	174	52Psi UMa	3.0040	4400.0	74	42109	No
290	GOM_NL__2PRFIN20100320_202932_000000512087_00472_42109_0267.N1	20-MAR-2010 20:29:32	Bright	50.500	82	48Bet UMa	2.3650	10600.	101	42109	No
291	GOM_NL__2PRFIN20100320_203102_000000392087_00472_42109_0268.N1	20-MAR-2010 20:31:02	Bright	38.500	36	50Alp UMa	1.8000	6300.0	77	42109	No
292	GOM_NL__2PRFIN20100320_203312_000000472087_00472_42109_0269.N1	20-MAR-2010 20:33:12	Bright	47.000	55	79Zet UMa	2.0600	10200.	94	42109	No
293	GOM_NL__2PRFIN20100320_203758_000000562087_00472_42109_0270.N1	20-MAR-2010 20:37:58	Bright	55.500	60	7Bet UMi	2.0810	3950.0	111	42109	No
294	GOM_NL__2PRFIN20100320_204145_000000482087_00472_42109_0271.N1	20-MAR-2010 20:41:45	Bright	47.500	119	14Eta Dra	2.7270	4700.0	95	42109	No
295	GOM_NL__2PRFIN20100320_205137_000000362087_00472_42109_0272.N1	20-MAR-2010 20:51:37	Bright	36.000	19	50Alp Cyg	1.2460	10500.	72	42109	No
296	GOM_NL__2PRFIN20100320_205313_000000422087_00472_42109_0273.N1	20-MAR-2010 20:53:13	Bright	42.000	66	37Gam Cyg	2.2080	5900.0	84	42109	No
297	GOM_NL__2PRFIN20100320_205459_000000402087_00472_42109_0274.N1	20-MAR-2010 20:54:59	Bright	39.500	92	53Eps Cyg	2.5000	4500.0	79	42109	No
298	GOM_NL__2PRFIN20100320_210341_000000562087_00472_42109_0275.N1	20-MAR-2010 21:03:41	Tw_i_and_stray	55.500	11	53Alp Aql	0.76500	8000.0	111	42109	No
299	GOM_NL__2PRFIN20100320_211418_000000512087_00472_42109_0276.N1	20-MAR-2010 21:14:18	Dark	50.500	155	41Pi Sgr	2.9000	6600.0	101	42109	No
300	GOM_NL__2PRFIN20100320_211624_000000512087_00472_42109_0277.N1	20-MAR-2010 21:16:24	Dark	50.500	57	34Sig Sgr	2.0660	26000.	101	42109	No
301	GOM_NL__2PRFIN20100320_211802_000000622087_00472_42109_0278.N1	20-MAR-2010 21:18:02	Dark	62.000	137	22Lam Sgr	2.8240	4400.0	124	42109	No
302	GOM_NL__2PRFIN20100320_211957_000000592087_00472_42109_0279.N1	20-MAR-2010 21:19:57	Dark	59.000	38	20Eps Sgr	1.8360	11000.	118	42109	No
303	GOM_NL__2PRFIN20100320_212537_000000442087_00473_42110_0355.N1	20-MAR-2010 21:25:37	Dark	43.500	141	Bet Ara	2.8400	4600.0	87	42110	No
304	GOM_NL__2PRFIN20100320_212910_000000402087_00473_42110_0356.N1	20-MAR-2010 21:29:10	Dark	40.000	134	Bet TrA	2.8100	6600.0	80	42110	No
305	GOM_NL__2PRFIN20100320_213154_000000432087_00473_42110_0357.N1	20-MAR-2010 21:31:54	Dark	43.000	4	Alp1Cen	-0.010000	5800.0	86	42110	No
306	GOM_NL__2PRFIN20100320_213407_000000512087_00473_42110_0358.N1	20-MAR-2010 21:34:07	Dark	50.500	78	Alp Lup	2.3040	28000.	101	42110	No
307	GOM_NL__2PRFIN20100320_213538_000000532087_00473_42110_0359.N1	20-MAR-2010 21:35:38	Straylight	52.500	81	Eta Cen	2.3560	28000.	105	42110	No
308	GOM_NL__2PRFIN20100320_213840_000000582087_00473_42110_0360.N1	20-MAR-2010 21:38:40	Straylight	57.500	54	5The Cen	2.0550	4500.0	115	42110	No
309	GOM_NL__2PRFIN20100320_214016_000000492087_00473_42110_0361.N1	20-MAR-2010 21:40:16	Straylight	49.000	123	lot Cen	2.7500	10200.	98	42110	No
310	GOM_NL__2PRFIN20100320_214545_000000512087_00473_42110_0362.N1	20-MAR-2010 21:45:45	Straylight	51.000	106	9Bet Crv	2.6480	5600.0	102	42110	No
311	GOM_NL__2PRFIN20100320_214757_000000492087_00473_42110_0363.N1	20-MAR-2010 21:47:57	Tw_i_and_stray	48.500	100	4Gam Crv	2.5800	13100.	97	42110	No
312	GOM_NL__2PRFIN20100320_215834_000000442087_00473_42110_0364.N1	20-MAR-2010 21:58:34	Bright	44.000	62	94Bet Leo	2.1360	9700.0	88	42110	No
313	GOM_NL__2PRFIN20100320_220652_000000412087_00473_42110_0365.N1	20-MAR-2010 22:06:52	Bright	40.500	174	52Psi UMa	3.0040	4400.0	81	42110	No
314	GOM_NL__2PRFIN20100320_221007_000000552087_00473_42110_0366.N1	20-MAR-2010 22:10:07	Bright	55.000	82	48Bet UMa	2.3650	10600.	110	42110	No
315	GOM_NL__2PRFIN20100320_221138_000000392087_00473_42110_0367.N1	20-MAR-2010 22:11:38	Bright	38.500	36	50Alp UMa	1.8000	6300.0	77	42110	No
316	GOM_NL__2PRFIN20100320_221347_000000482087_00473_42110_0368.N1	20-MAR-2010 22:13:47	Bright	48.000	55	79Zet UMa	2.0600	10200.	96	42110	No
317	GOM_NL__2PRFIN20100320_221833_000000432087_00473_42110_0369.N1	20-MAR-2010 22:18:33	Bright	42.500	60	7Bet UMi	2.0810	3950.0	85	42110	No
318	GOM_NL__2PRFIN20100320_222220_000000492087_00473_42110_0370.N1	20-MAR-2010 22:22:20	Bright	49.000	119	14Eta Dra	2.7270	4700.0	98	42110	No
319	GOM_NL__2PRFIN20100320_223213_000000372087_00473_42110_0371.N1	20-MAR-2010 22:32:13	Bright	36.500	19	50Alp Cyg	1.2460	10500.	73	42110	No
320	GOM_NL__2PRFIN20100320_223348_000000542087_00473_42110_0372.N1	20-MAR-2010 22:33:48	Bright	54.000	66	37Gam Cyg	2.2080	5900.0	108	42110	No
321	GOM_NL__2PRFIN20100320_223536_000000462087_00473_42110_0373.N1	20-MAR-2010 22:35:36	Bright	46.000	92	53Eps Cyg	2.5000	4500.0	92	42110	No
322	GOM_NL__2PRFIN20100320_224418_000000582087_00473_42110_0374.N1	20-MAR-2010 22:44:18	Tw_i_and_stray	57.500	11	53Alp Aql	0.76500	8000.0	115	42110	No
323	GOM_NL__2PRFIN20100320_225455_000000502087_00473_42110_0375.N1	20-MAR-2010 22:54:55	Dark	49.500	155	41Pi Sgr	2.9000	6600.0	99	42110	No
324	GOM_NL__2PRFIN20100320_225701_000000492087_00473_42110_0376.N1	20-MAR-2010 22:57:01	Dark	48.500	57	34Sig Sgr	2.0660	26000.	97	42110	No
325	GOM_NL__2PRFIN20100320_225839_000000522087_00473_42110_0377.N1	20-MAR-2010 22:58:39	Dark	52.000	137	22Lam Sgr	2.8240	4400.0	104	42110	No
326	GOM_NL__2PRFIN20100320_230034_000000492087_00473_42110_0378.N1	20-MAR-2010 23:00:34	Dark	49.000	38	20Eps Sgr	1.8360	11000.	98	42110	No
327	GOM_NL__2PRFIN20100320_230614_000000412087_00474_42111_0272.N1	20-MAR-2010 23:06:14	Dark	40.500	141	Bet Ara	2.8400	4600.0	81	42111	No
328	GOM_NL__2PRFIN20100320_230947_000000392087_00474_42111_0273.N1	20-MAR-2010 23:09:47	Dark	39.000	134	Bet TrA	2.8100	6600.0	78	42111	No
329	GOM_NL__2PRFIN20100320_231230_000000482087_00474_42111_0274.N1	20-MAR-2010 23:12:30	Dark	48.000	4	Alp1Cen	-0.010000	5800.0	96	42111	No
330	GOM_NL__2PRFIN20100320_231443_000000462087_00474_42111_0275.N1	20-MAR-2010 23:14:43	Dark	46.000	78	Alp Lup	2.3040	28000.	92	42111	No
331	GOM_NL__2PRFIN20100320_231615_000000512087_00474_42111_0276.N1	20-MAR-2010 23:16:15	Straylight	51.000	81	Eta Cen	2.3560	28000.	102	42111	No
332	GOM_NL__2PRFIN20100320_231917_000000612087_00474_42111_0277.N1	20-MAR-2010 23:19:17	Straylight	60.500	54	5The Cen	2.0550	4500.0	121	42111	No
333	GOM_NL__2PRFIN20100320_232053_000000492087_00474_42111_0278.N1	20-MAR-2010 23:20:53	Straylight	48.500	123	lot Cen	2.7500	10200.	97	42111	No
334	GOM_NL__2PRFIN20100320_232621_000000512087_00474_42111_0279.N1	20-MAR-2010 23:26:21	Straylight	51.000	106	9Bet Crv	2.6480	5600.0	102	42111	No
335	GOM_NL__2PRFIN20100320_232832_000000482087_00474_42111_0280.N1	20-MAR-2010 23:28:32	Tw_i_and_stray	47.500	100	4Gam Crv	2.5800	13100.	95	42111	No
336	GOM_NL__2PRFIN20100320_233910_000000452087_00474_42111_0281.N1	20-MAR-2010 23:39:10	Bright	45.000	62	94Bet Leo	2.1360	9700.0	90	42111	No
337	GOM_NL__2PRFIN20100320_234728_000000562087_00474_42111_0282.N1	20-MAR-2010 23:47:28	Bright	56.000	174	52Psi UMa	3.0040	4400.0	112	42111	No

338	GOM_NL__2PRFIN20100320_235043_000000382087_00474_42111_0283.N1	20-MAR-2010 23:50:43	Bright	38.000	82	48Bet UMa	2.3650	10600.	76	42111	No
339	GOM_NL__2PRFIN20100320_235214_000000402087_00474_42111_0284.N1	20-MAR-2010 23:52:14	Bright	40.000	36	50Alp UMa	1.8000	6300.0	80	42111	No
340	GOM_NL__2PRFIN20100320_235423_000000472087_00474_42111_0285.N1	20-MAR-2010 23:54:23	Bright	47.000	55	79Zet UMa	2.0600	10200.	94	42111	No
341	GOM_NL__2PRFIN20100320_235909_000000412087_00474_42111_0286.N1	20-MAR-2010 23:59:09	Bright	41.000	60	7Bet UMi	2.0810	3950.0	82	42111	No

3. Quality information per product


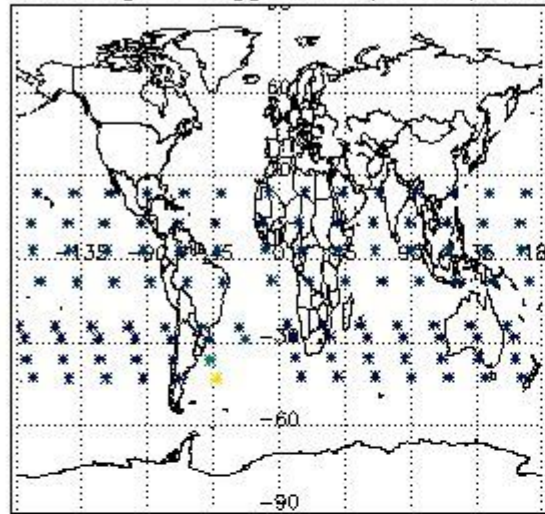
In this section it is plotted some information contained in the Quality Summary data set of the level 2 products. Only products in dark limb conditions and without errors (error flag in the MPH set to "0") are used.

3.1 Plot quality information per product (time dependant)

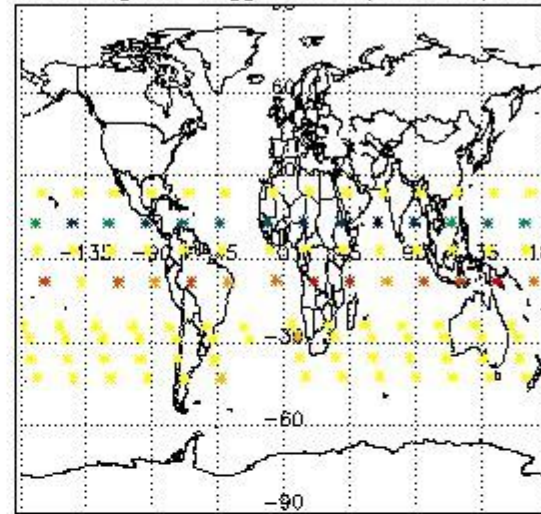


3.2 Plot quality information per product (world map)

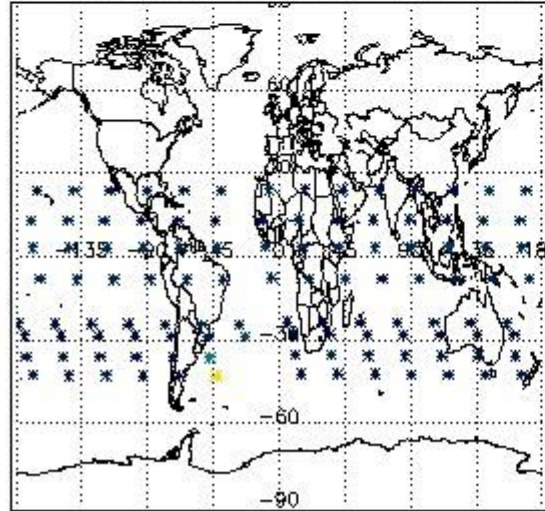
Percentage of flagged data per O3 profile



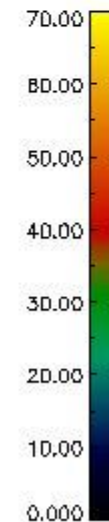
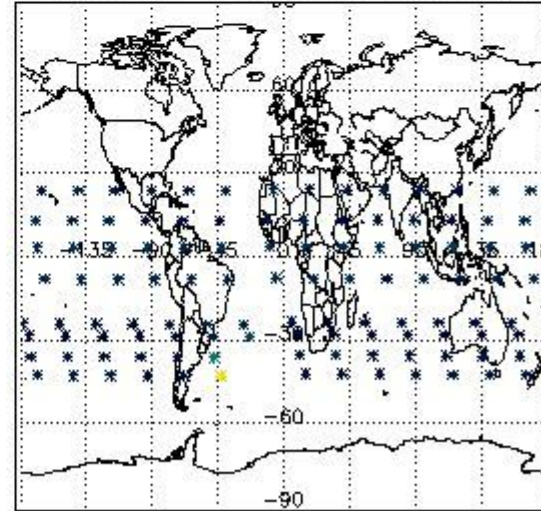
Percentage of flagged data per H2O profile



Percentage of flagged data per NO2 profile



Percentage of flagged data per NO3 profile

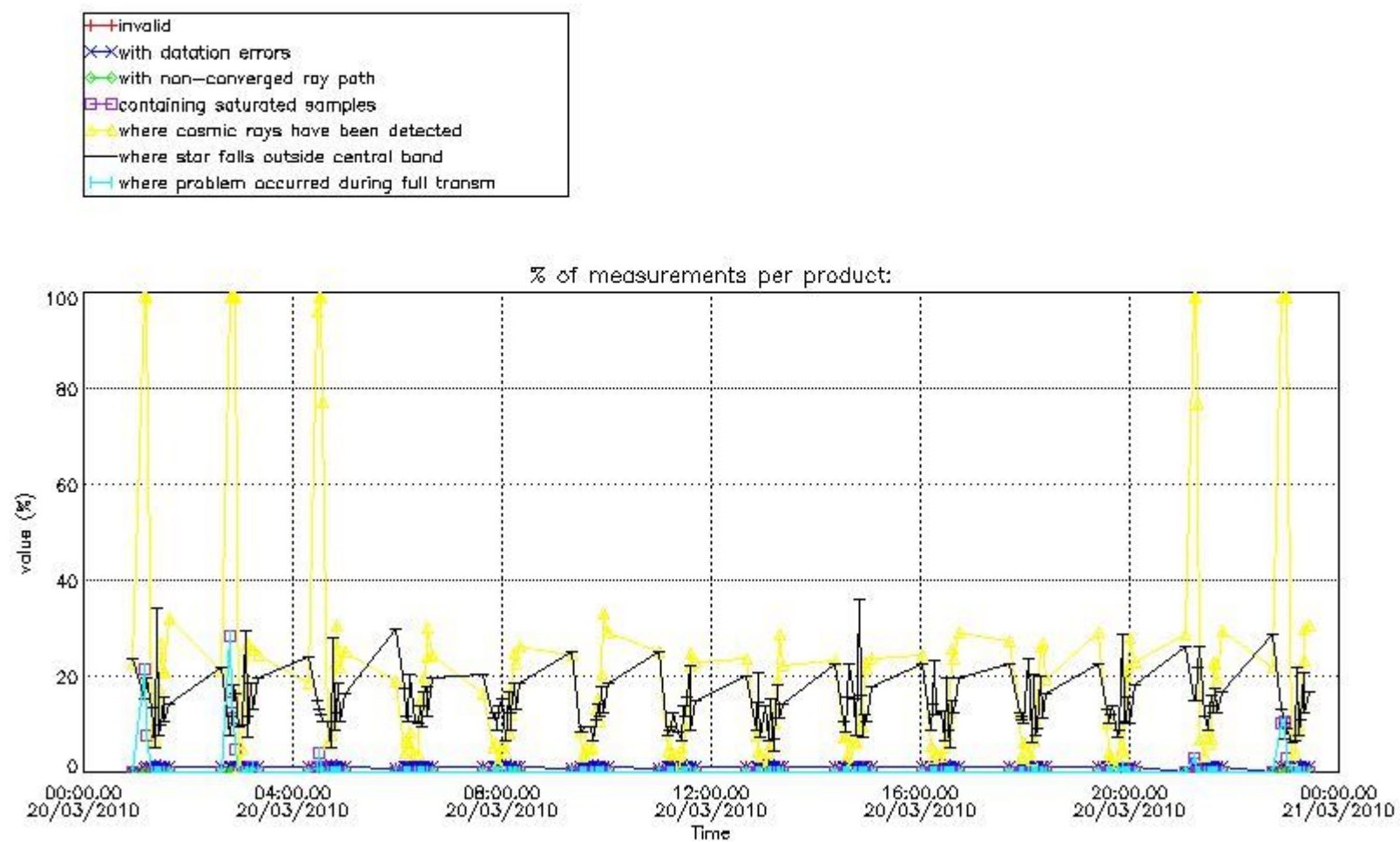


4. Level 1 quality information per product

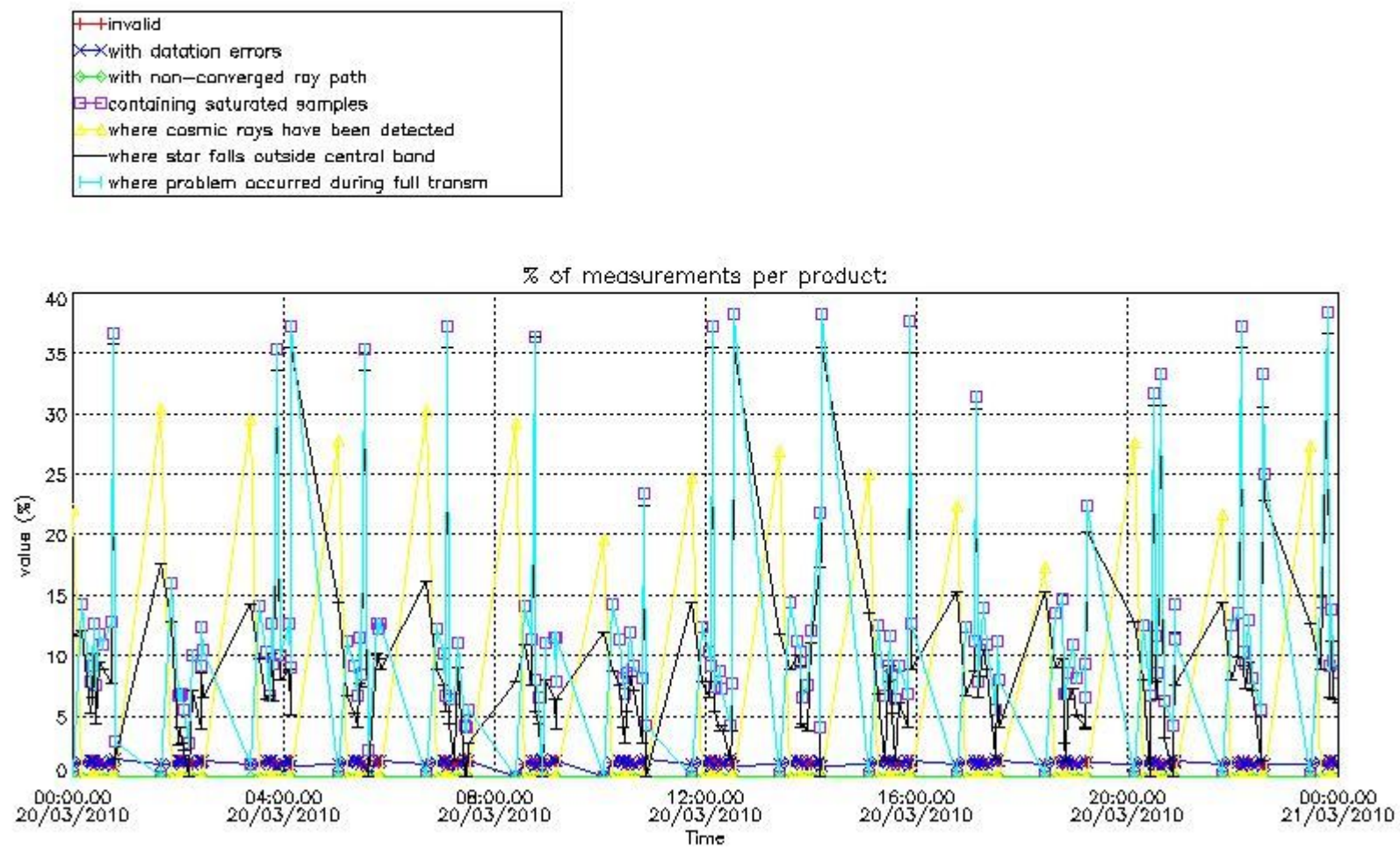
In this section it is plotted some information contained in the Quality Summary data set of the level 2 products that comes from the level 1b processing. Products without errors (error flag in the MPH set to "0") are used.

4.1 Plot quality information per product (time dependant) coming from level 1b processing

4.1.1 Plot level 1 quality information per product (time dependant): ENVISAT ASCENDING passes



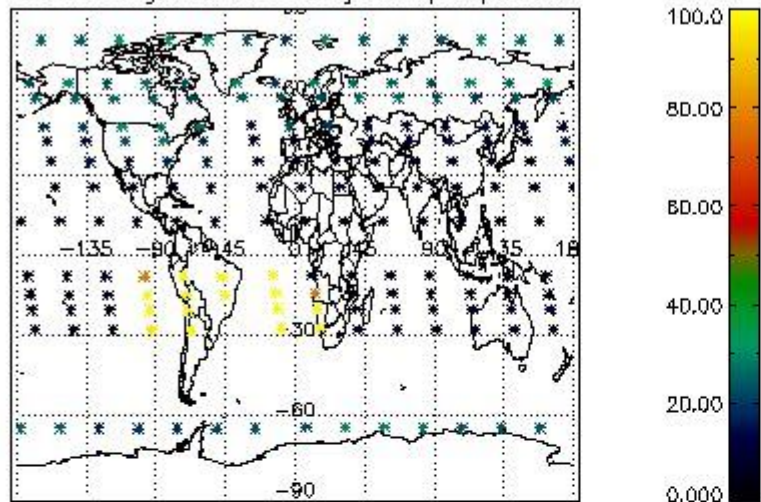
4.1.2 Plot level 1 quality information per product (time dependant): ENVI SAT DESCENDING passes



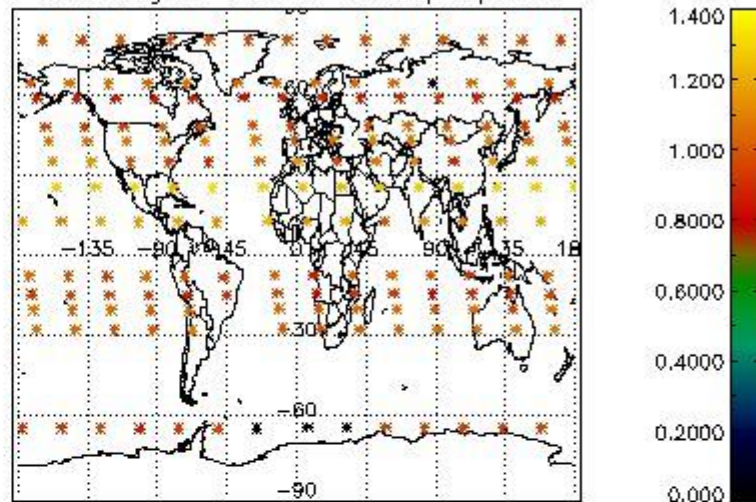
4.2 Plot quality information per product coming from level 1b processing (world map)

4.2.1 Plot level 1 quality information per product (world map): ENVISAT ASCENDING passes

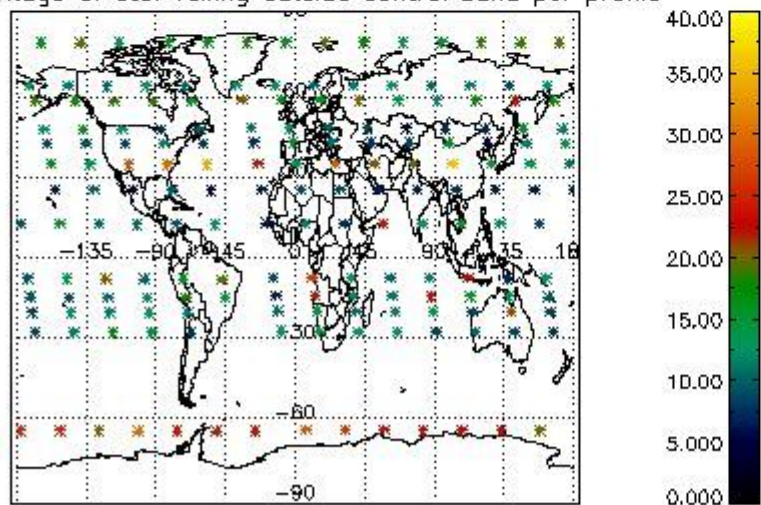
Percentage of cosmic ray hits per profile



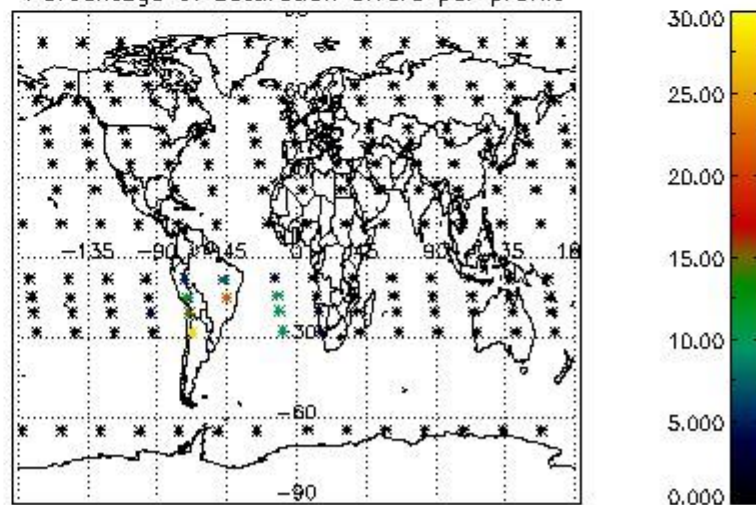
Percentage of datation errors per profile



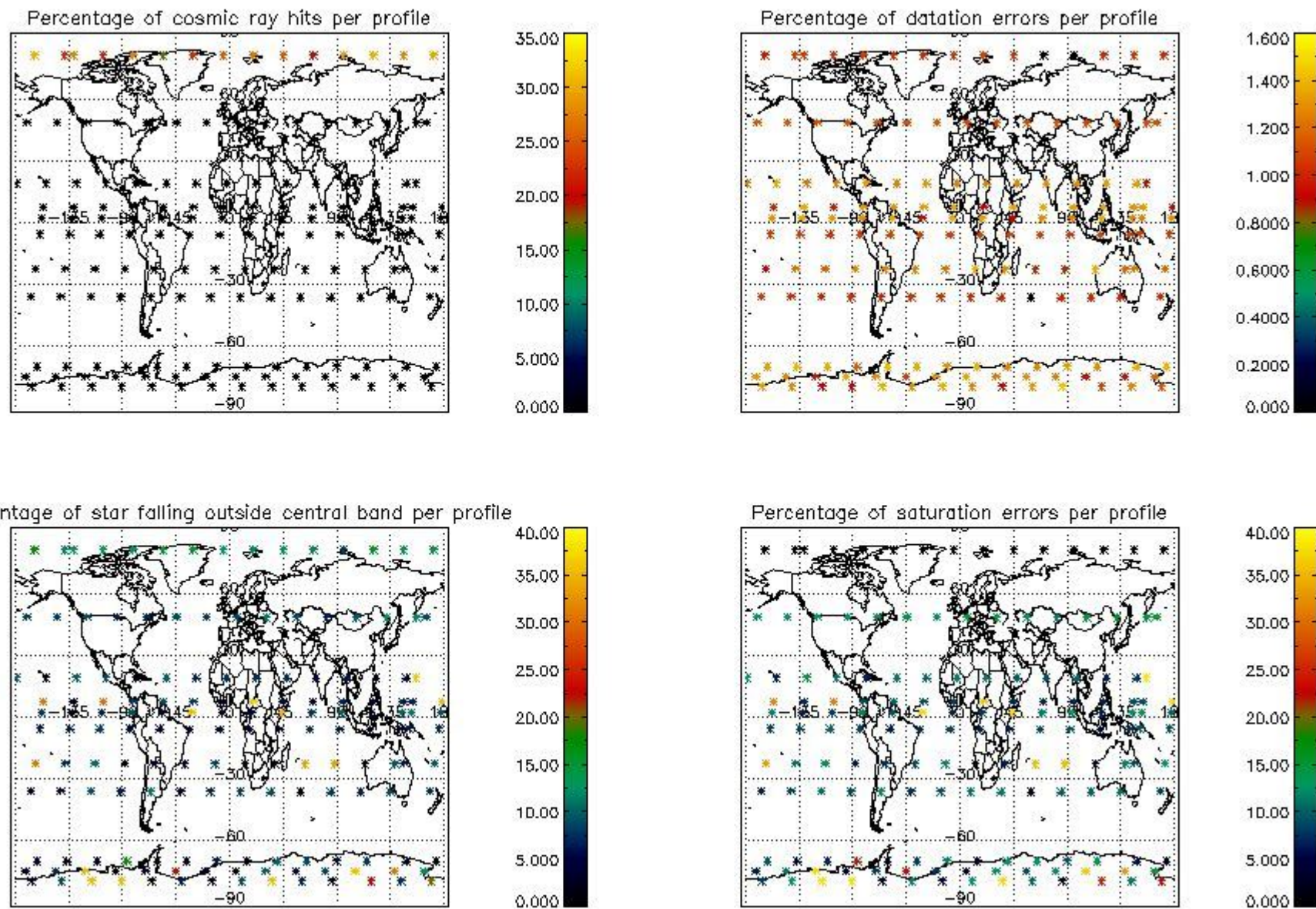
Percentage of star falling outside central band per profile



Percentage of saturation errors per profile



4.2.2 Plot level 1 quality information per product (world map): ENVISAT DESCENDING passes



5. Trace gas profiles

5.1 Ozone statistics based on quality of products

The final quality of the products can be "measured" using the STD (Standard Deviation) attached to every point profile. This information is written to the parameter GOM_NL__2P/NL_LOCAL_SPECIES_DENSITY/o3_std of the level 2 products. The table below shows the statistics for given STD ranges.

The statistics are given with respect to the overall valid production:

- Products without fatal errors: GOM_NL__2P/MPH/PRODUCT_ERR=0
- Valid point profile: GOM_NL__2P/NL_LOCAL_SPECIES_DENSITY/pcd(0)=0

The 'Criteria' is applied to valid points of dark limb products:

- Products in dark limb illumination condition: GOM_NL__2P/NL_SUMMARY_QUALITY/obs_ill_cond=0
- Products without fatal errors: GOM_NL__2P/MPH/PRODUCT_ERR=0
- Valid point profile: GOM_NL__2P/NL_LOCAL_SPECIES_DENSITY/pcd(0)=0

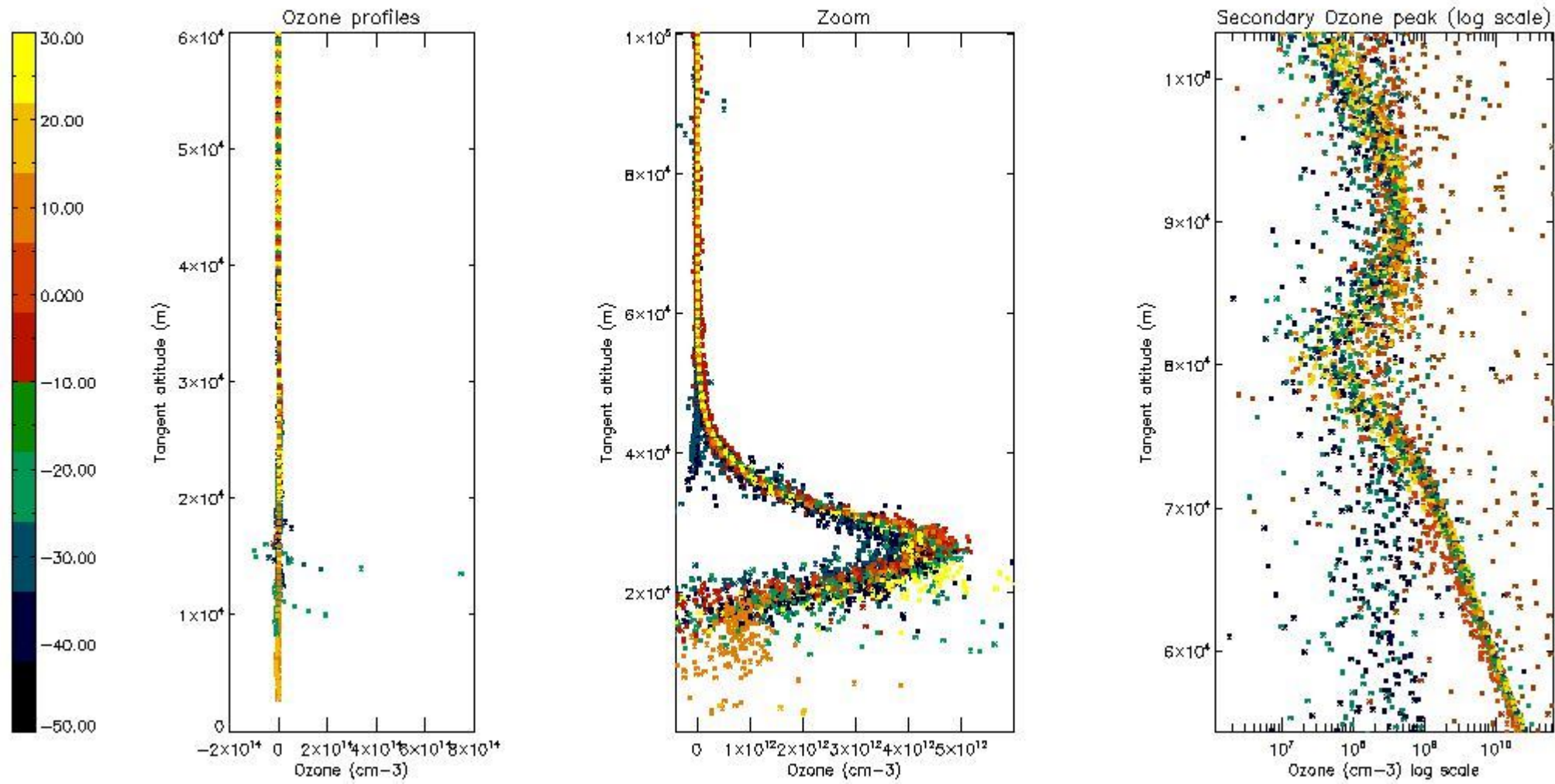
So, the table below shows the percentage of dark limb and valid observations for each criteria with respect to the overall valid daily observations.

Criteria	% of total production
All STD	33
STD < 20	14

STD < 10	10
STD < 5	7

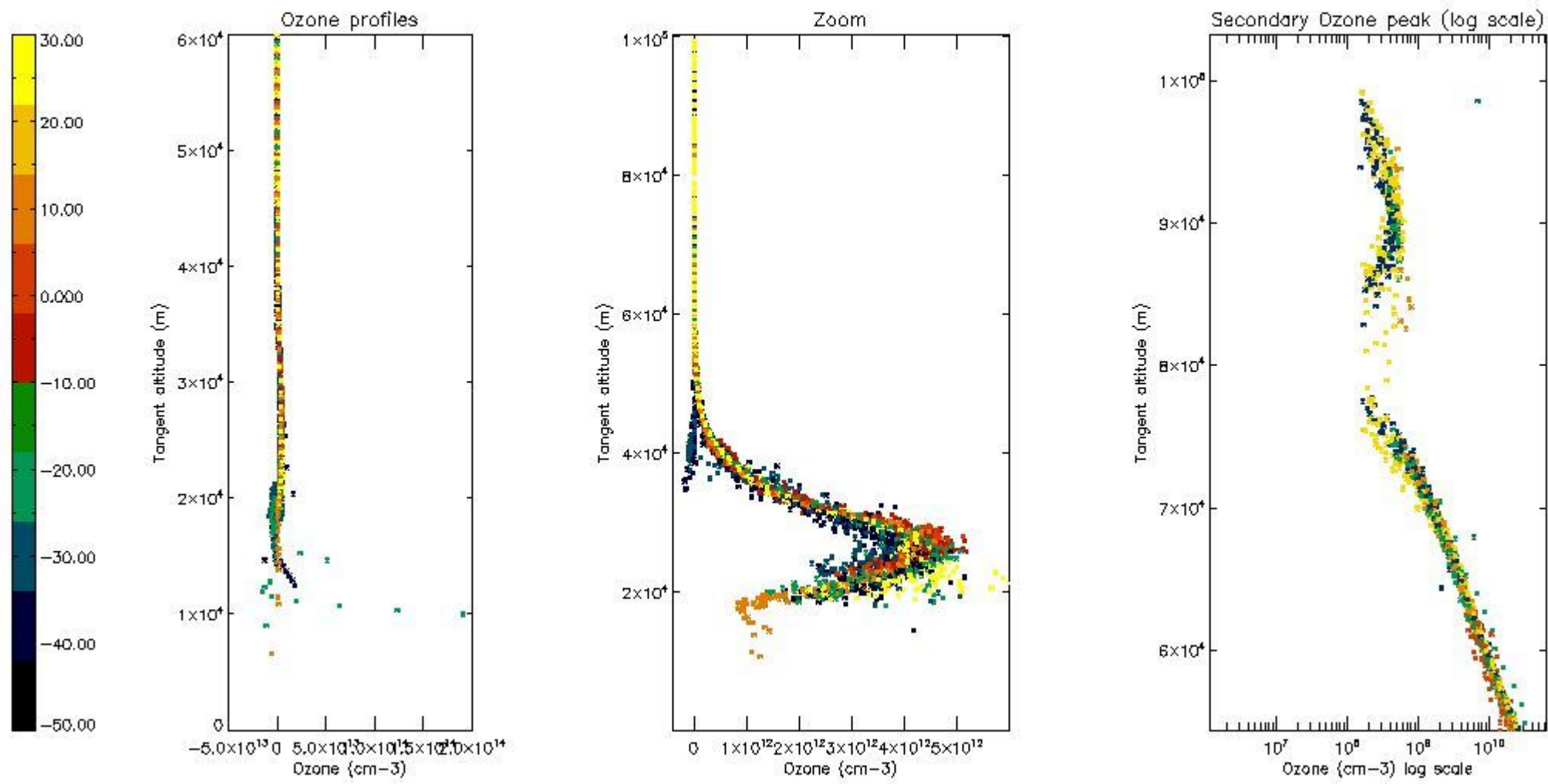
5.2 Plot ozone profiles for all STD (dark without errors)

The colorbar represents the latitude.



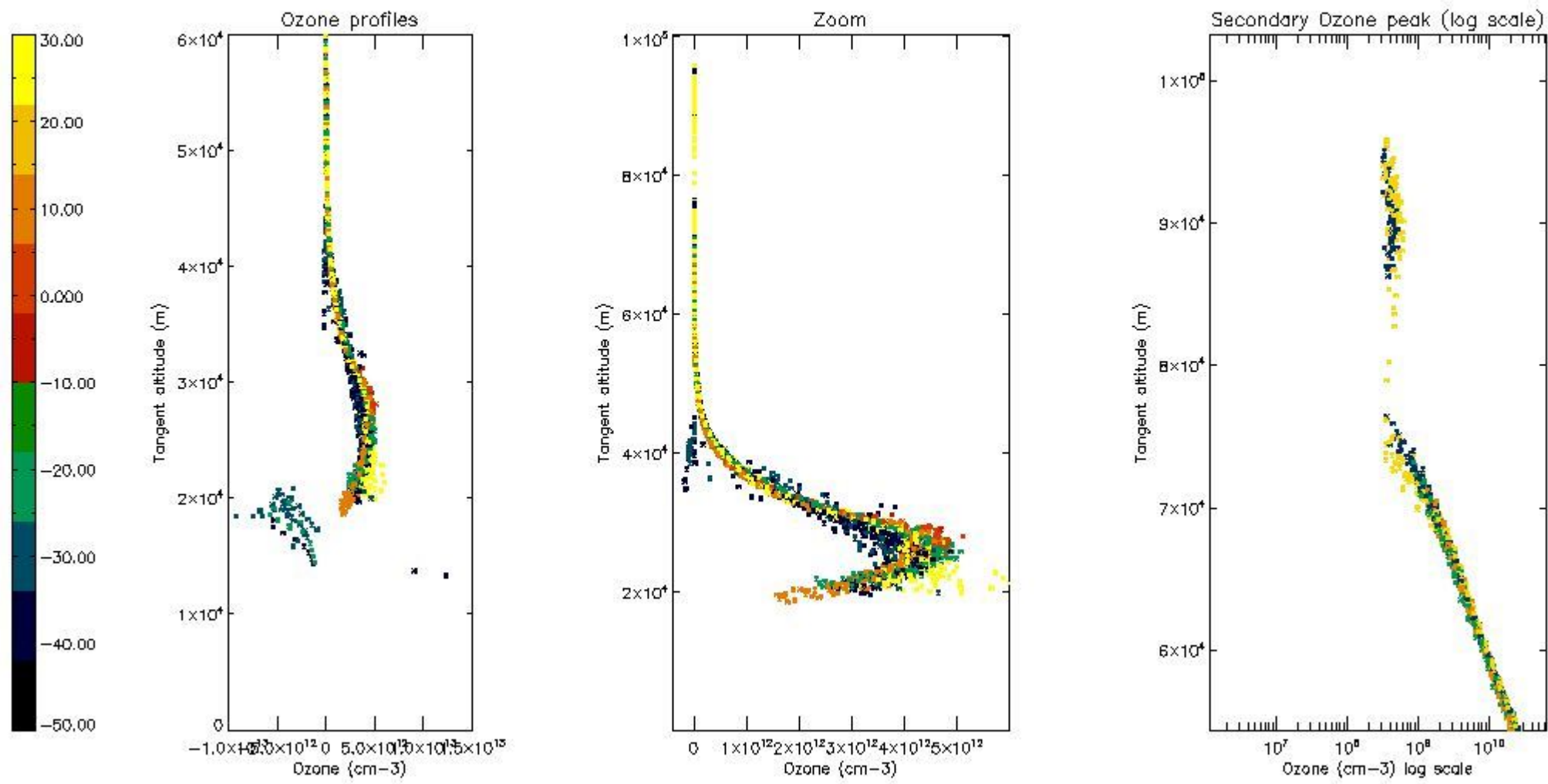
5.3 Plot ozone profiles where STD < 20% (dark without errors)

The colorbar represents the latitude.



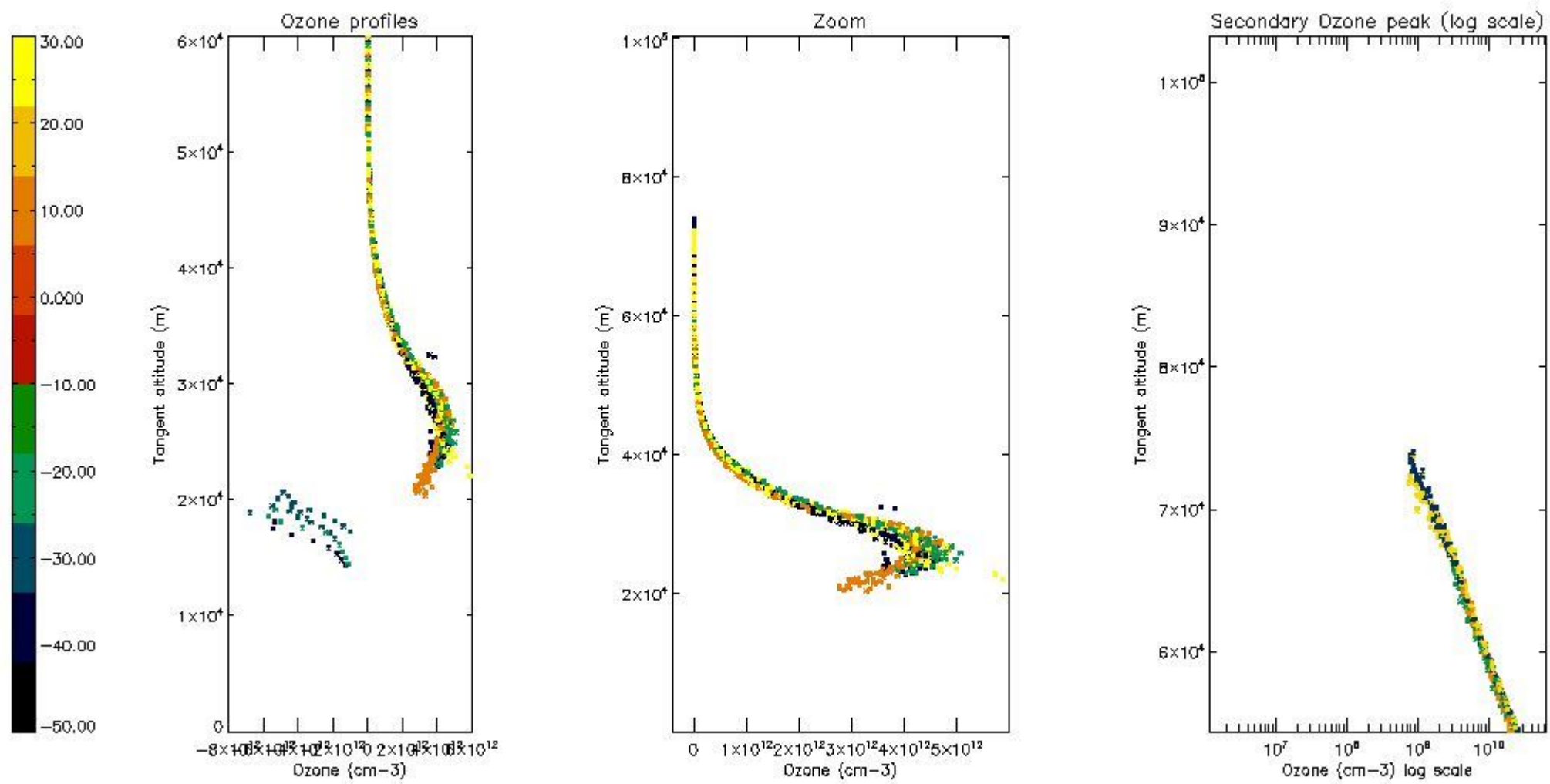
5.4 Plot ozone profiles where STD < 10% (dark without errors)

The colorbar represents the latitude.



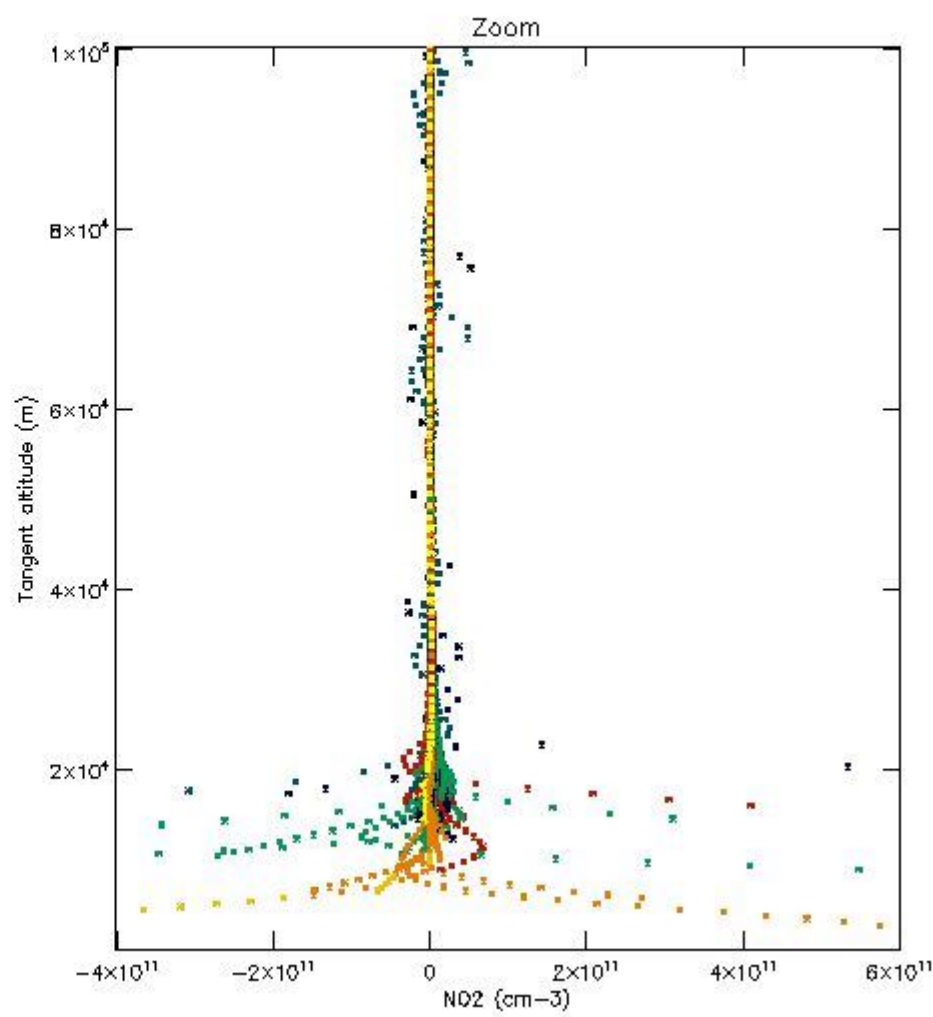
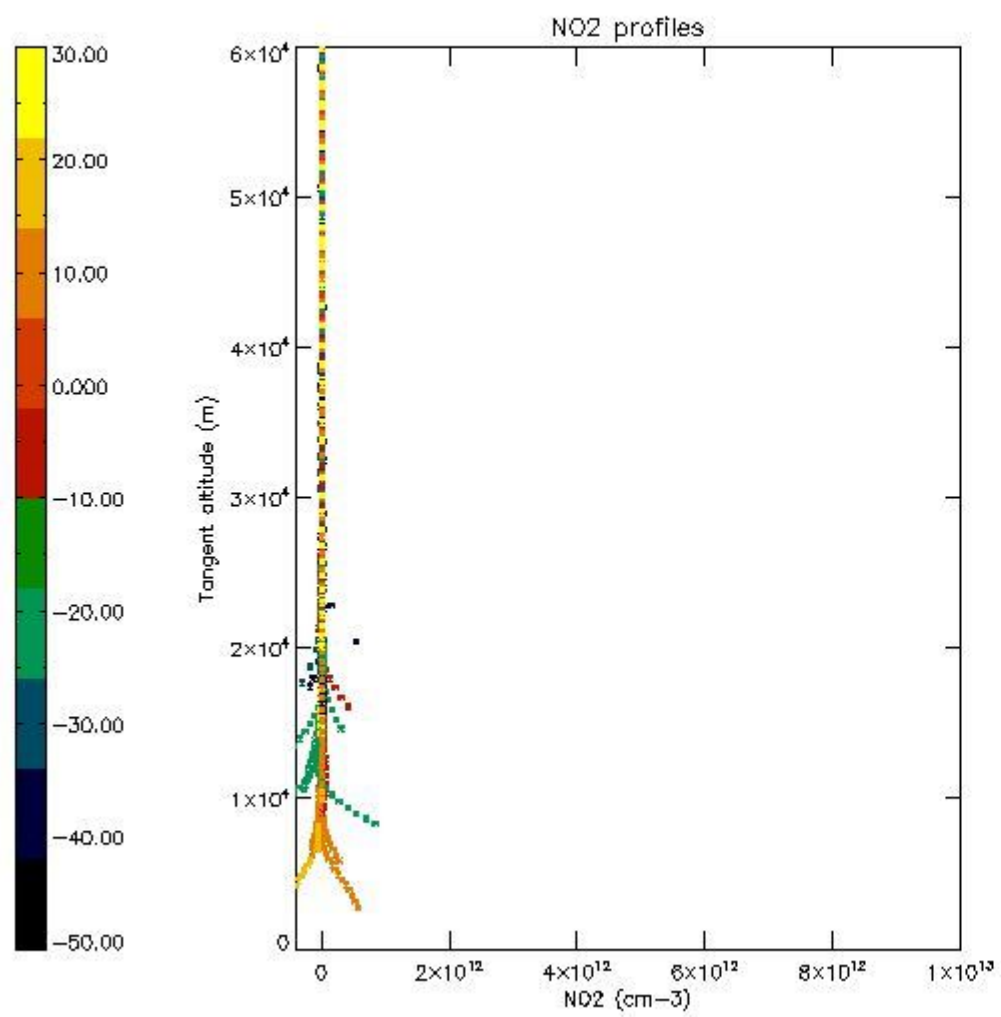
5.5 Plot ozone profiles where STD < 5% (dark without errors)

The colorbar represents the latitude.



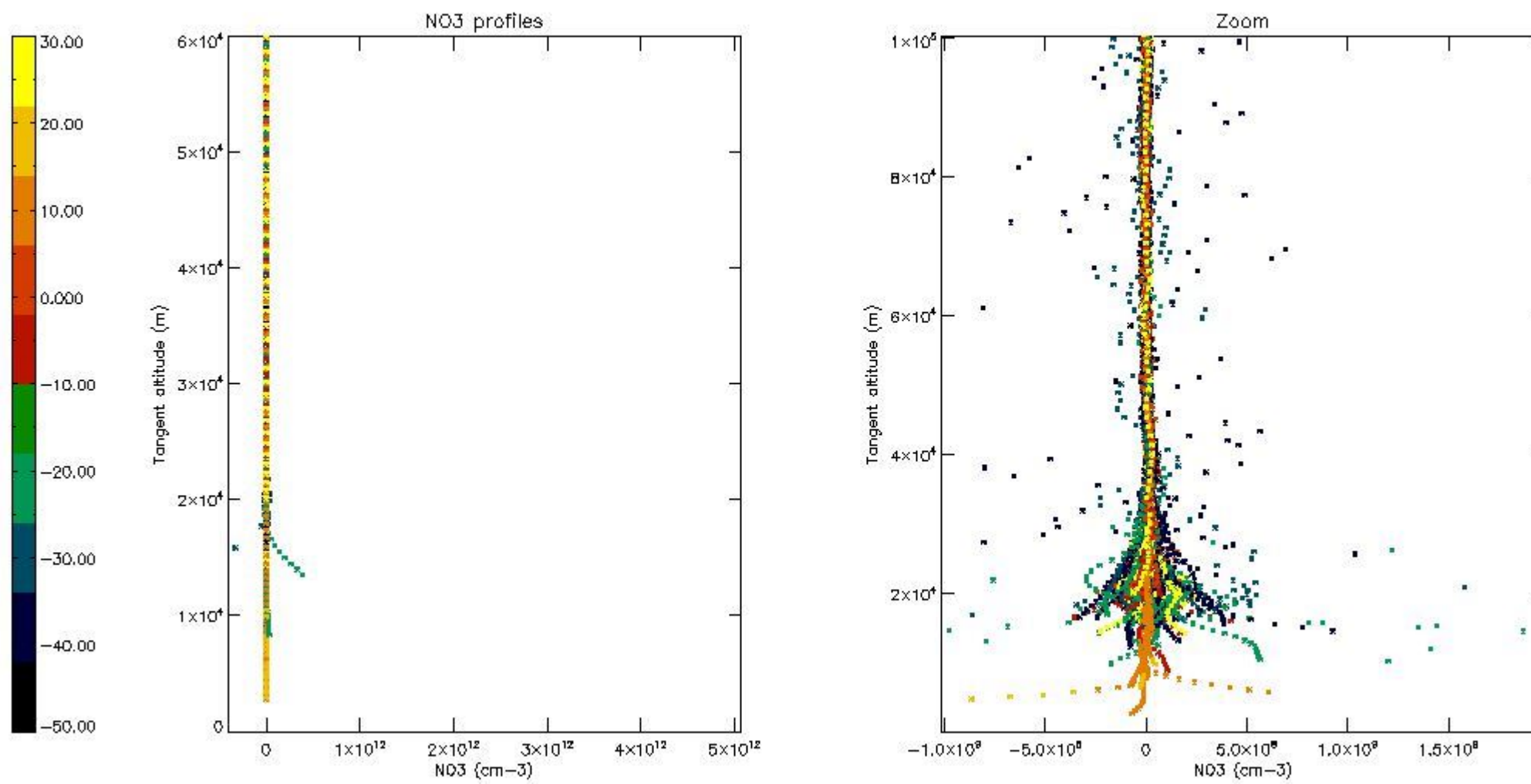
5.6 Plot NO₂ profiles for all STD (dark without errors)

The colorbar represents the latitude.



5.7 Plot NO3 profiles for all STD (dark without errors)

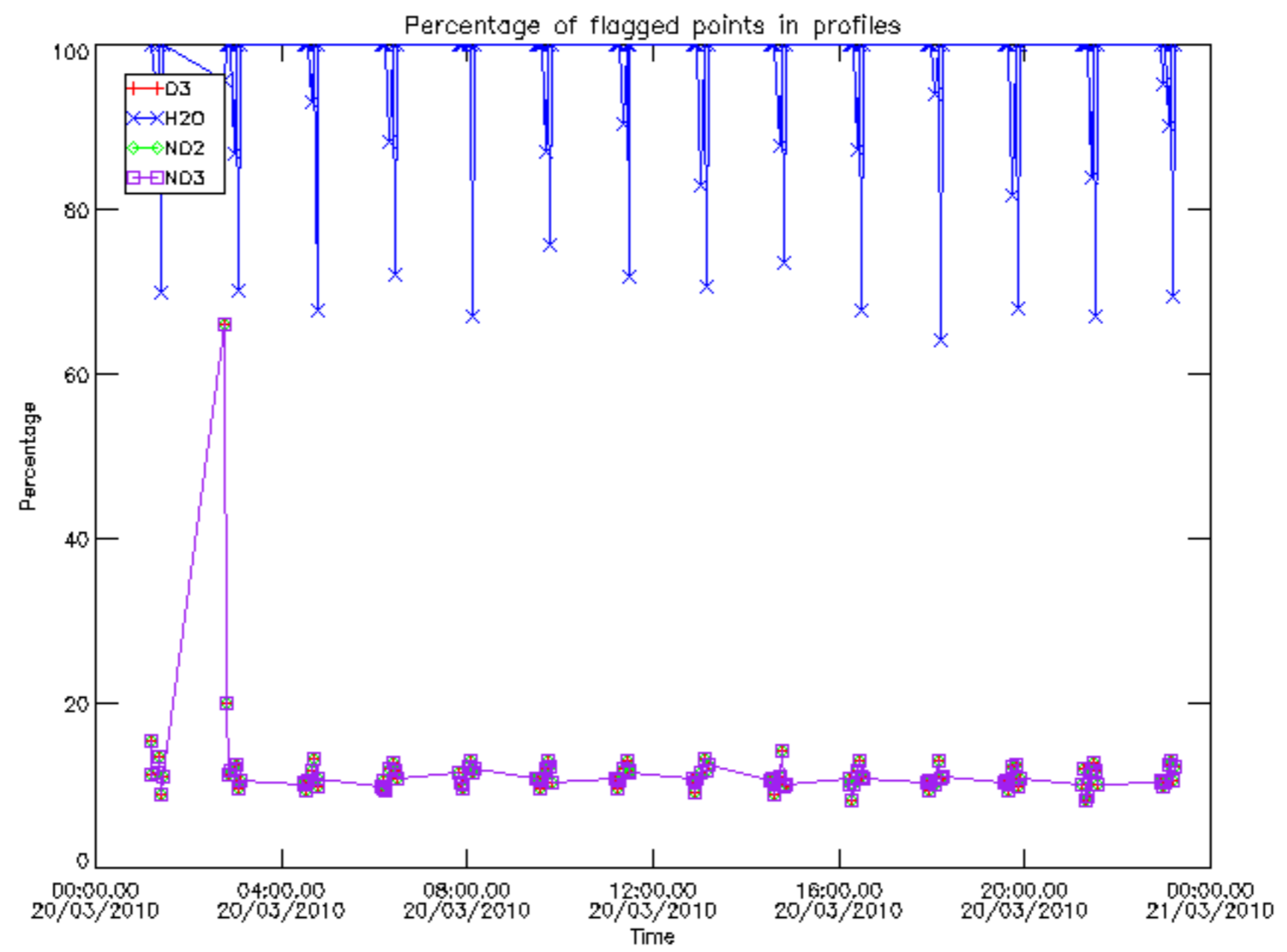
The colorbar represents the latitude.



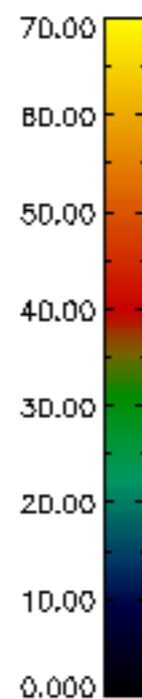
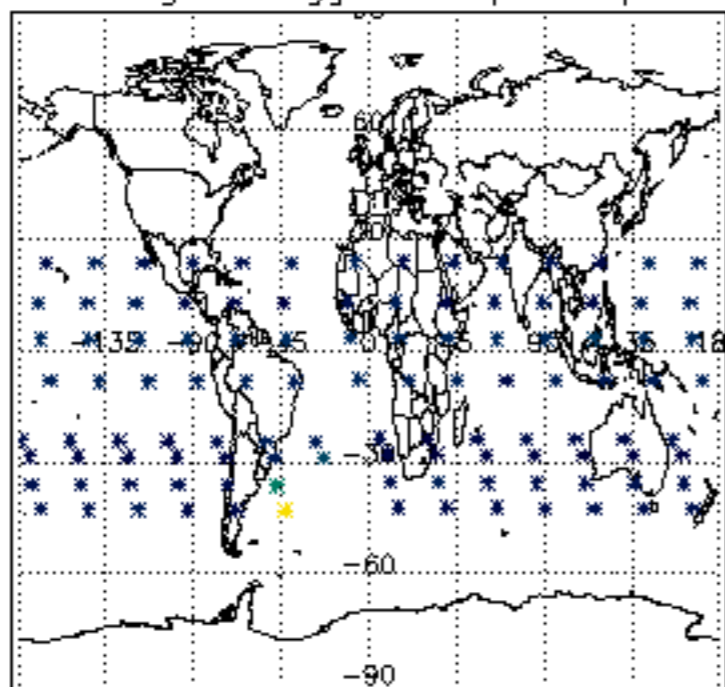
6. Auxiliary Data Files used for the production reported in section 2

The number reported in the third column indicates since which file (see list in section 2) the corresponding auxiliary file has been used. The fourth column is the date of those product files.

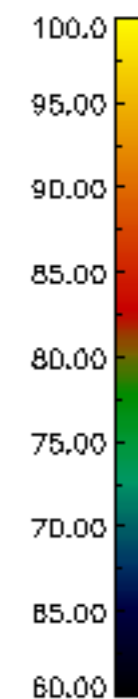
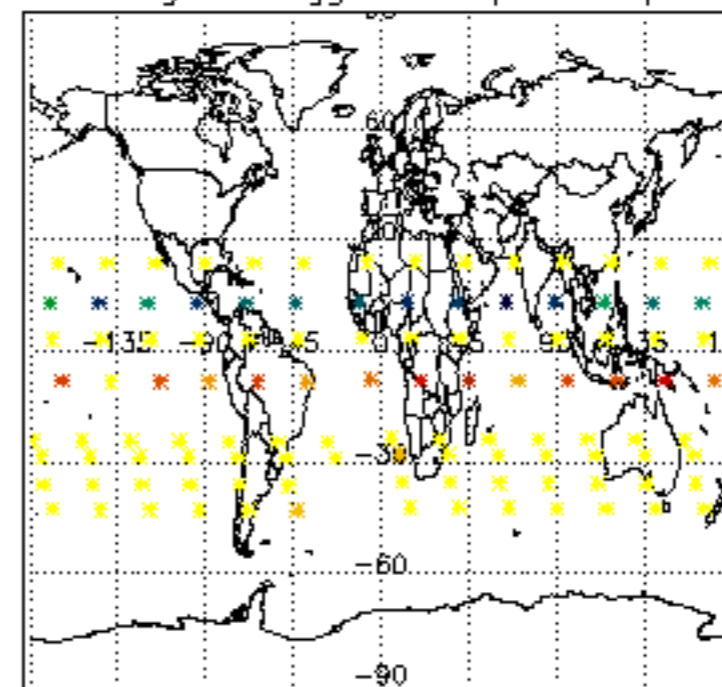
Type	Auxiliary Filename	Used since product	Used since product date
INST_PHYS_CHARACTERISTICS	GOM_INS_AXVIEC20091111_143220_20030716_120000_20500101_000000	1	20-MAR-2010 00:00:08
LEVEL-2_PROC_CONFIG	GOM_PR2_AXVIEC20091111_152718_20020301_000000_20500101_000000	1	20-MAR-2010 00:00:08
CROSS_SECTIONS_FILE	GOM_CRS_AXVIEC20091111_154832_20020301_000000_20500101_000000	1	20-MAR-2010 00:00:08



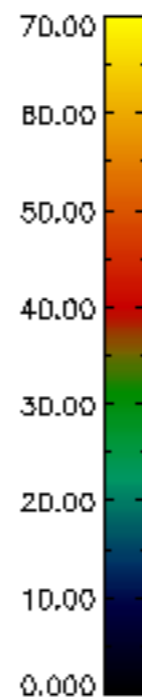
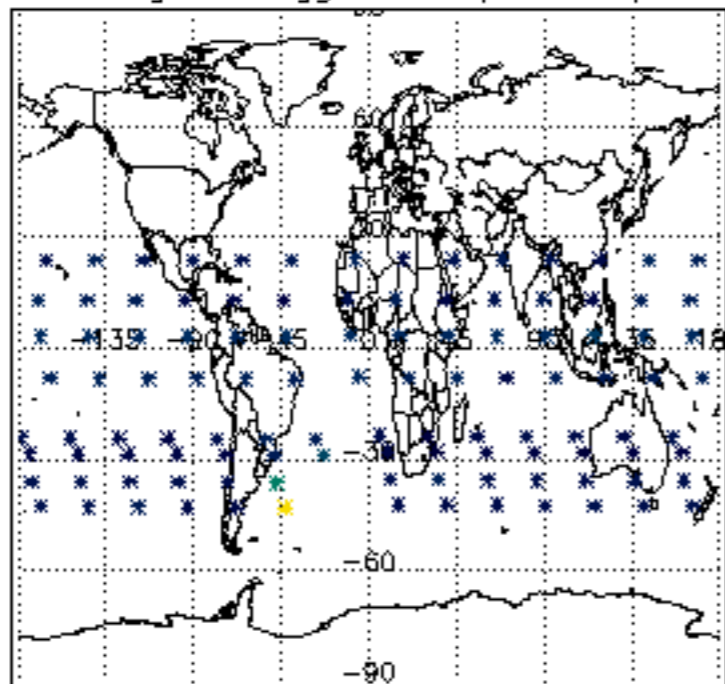
Percentage of flagged data per D3 profile



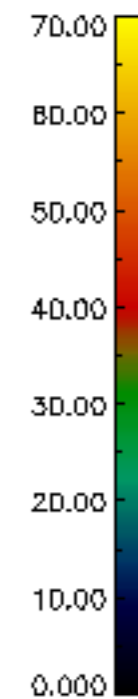
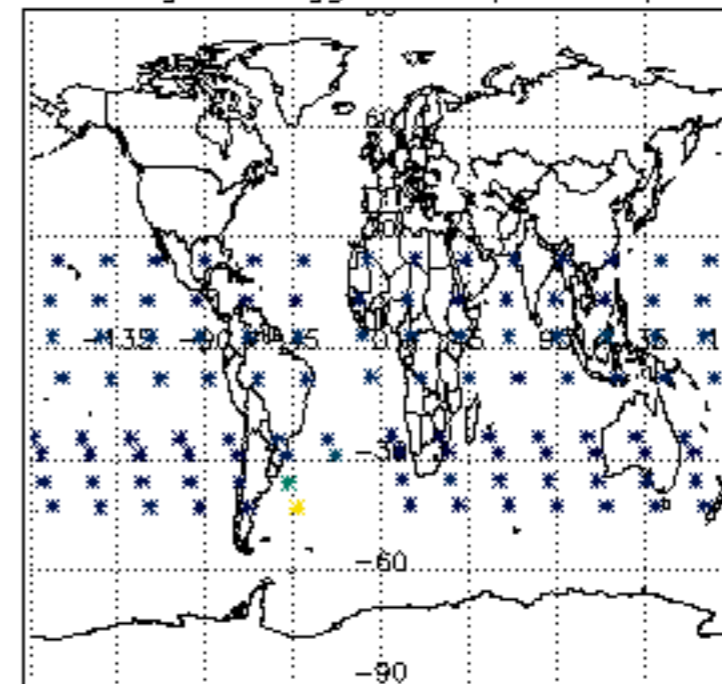
Percentage of flagged data per H2O profile

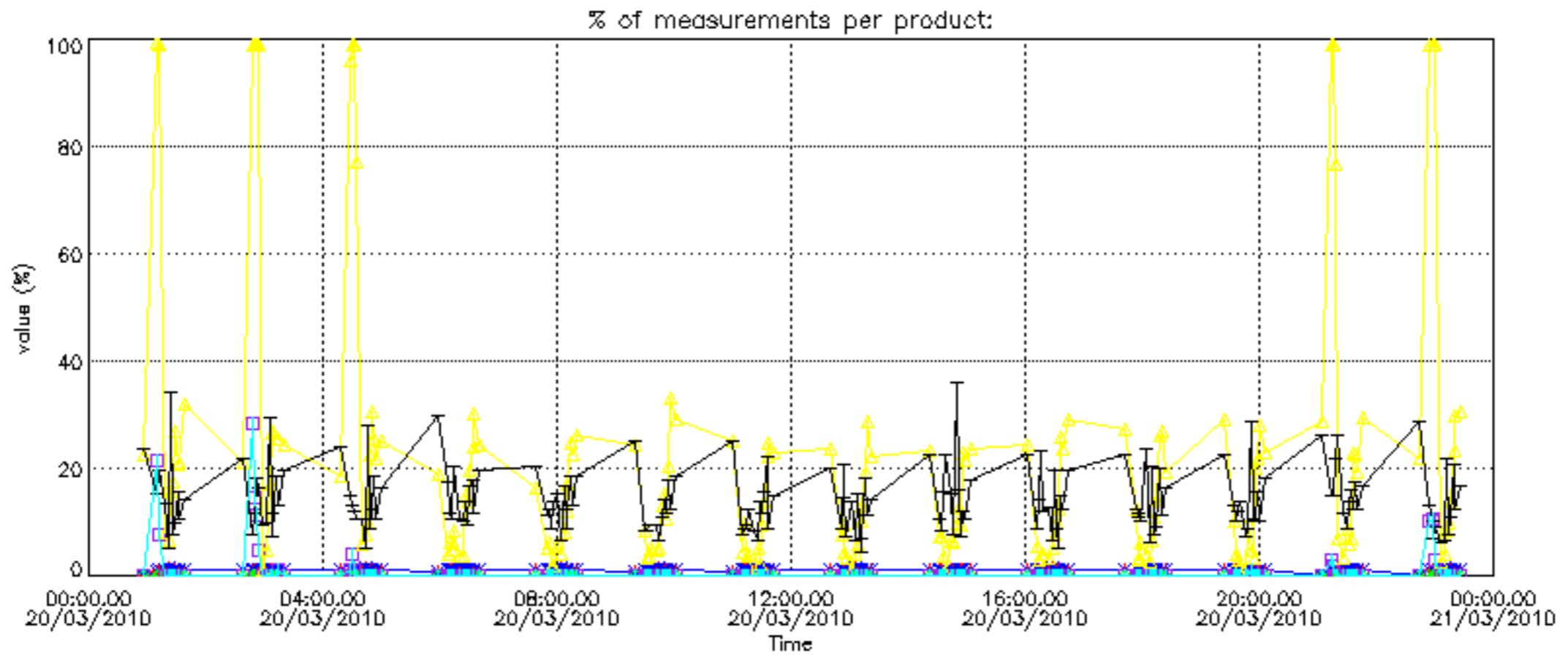


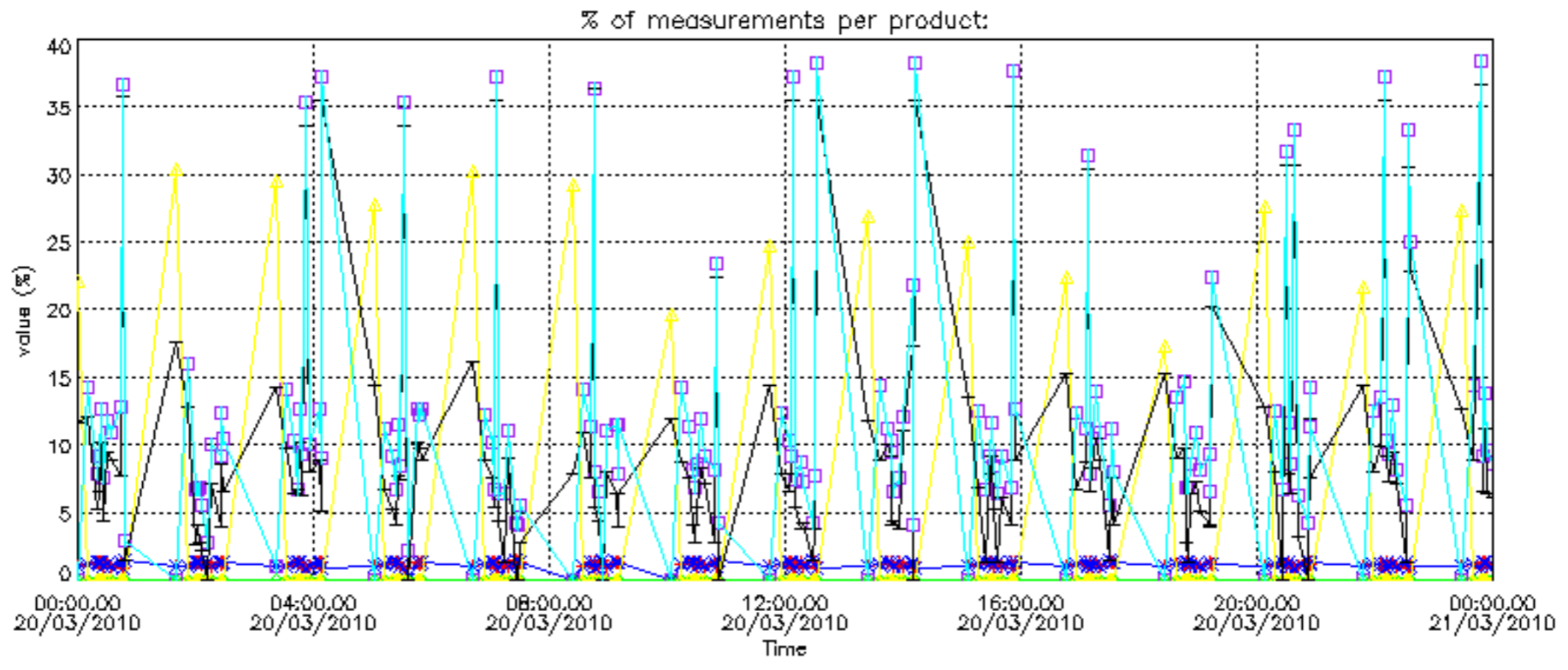
Percentage of flagged data per NO2 profile



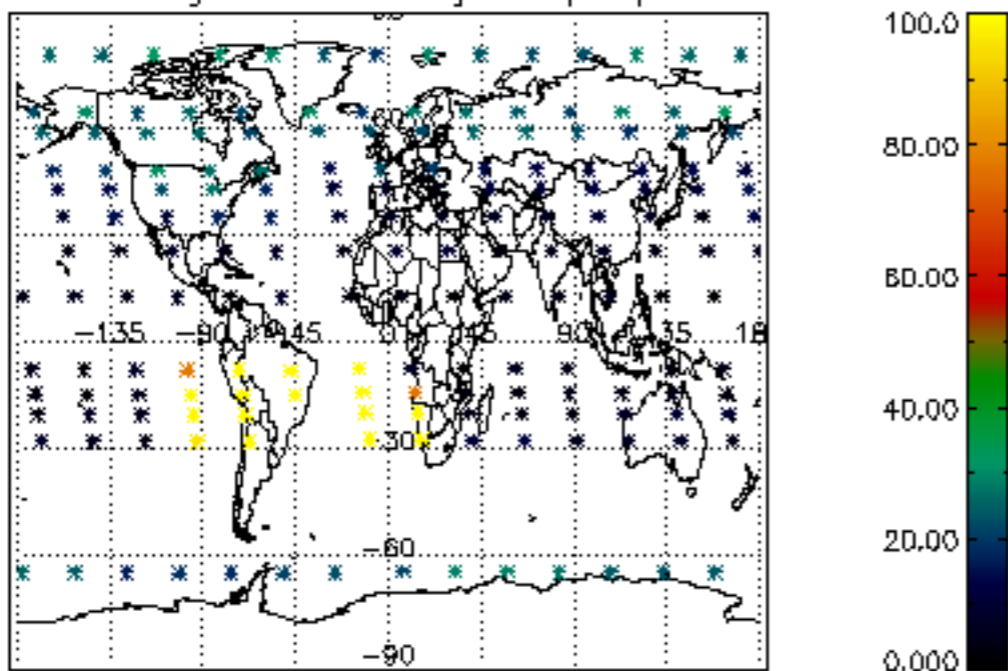
Percentage of flagged data per NO3 profile



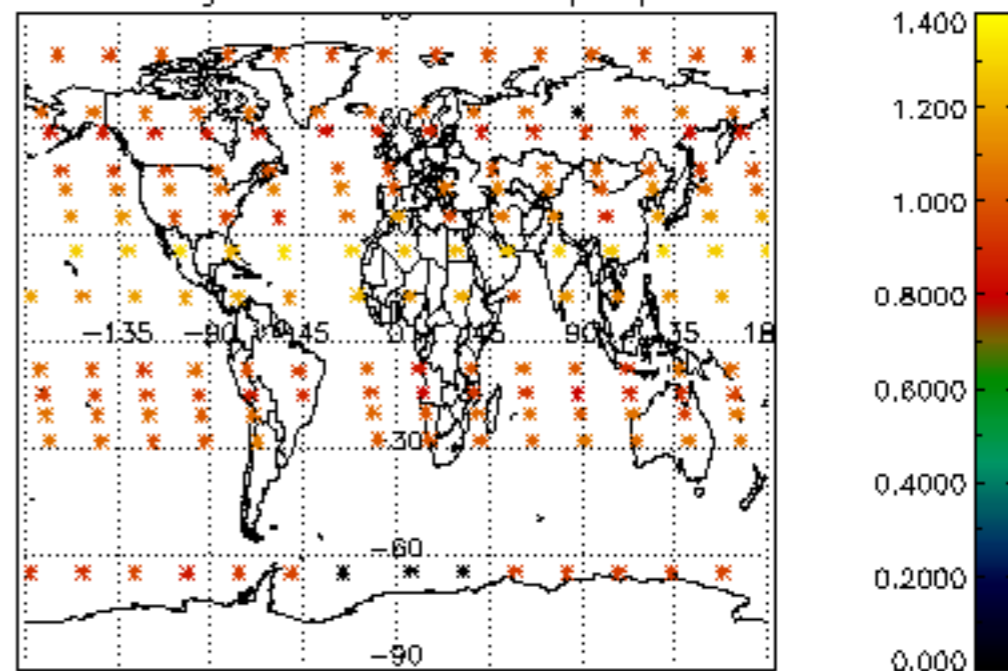




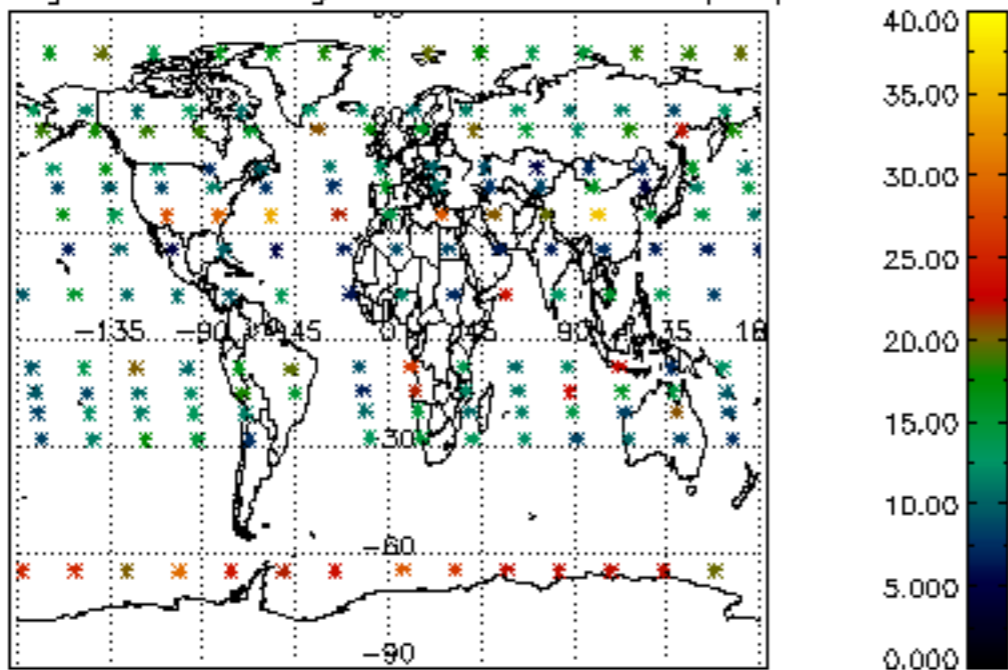
Percentage of cosmic ray hits per profile



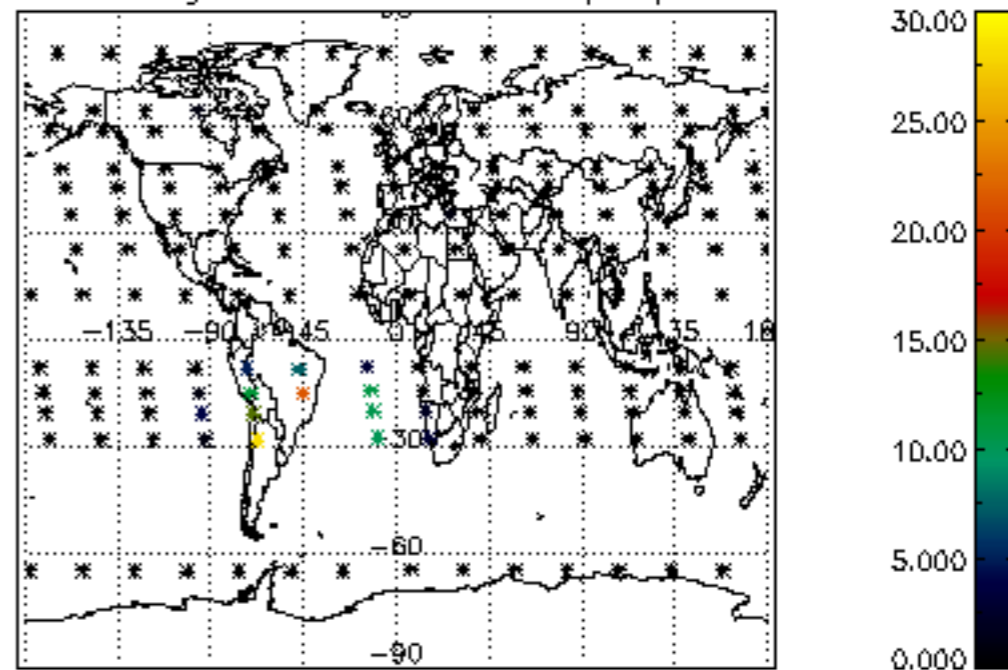
Percentage of datation errors per profile



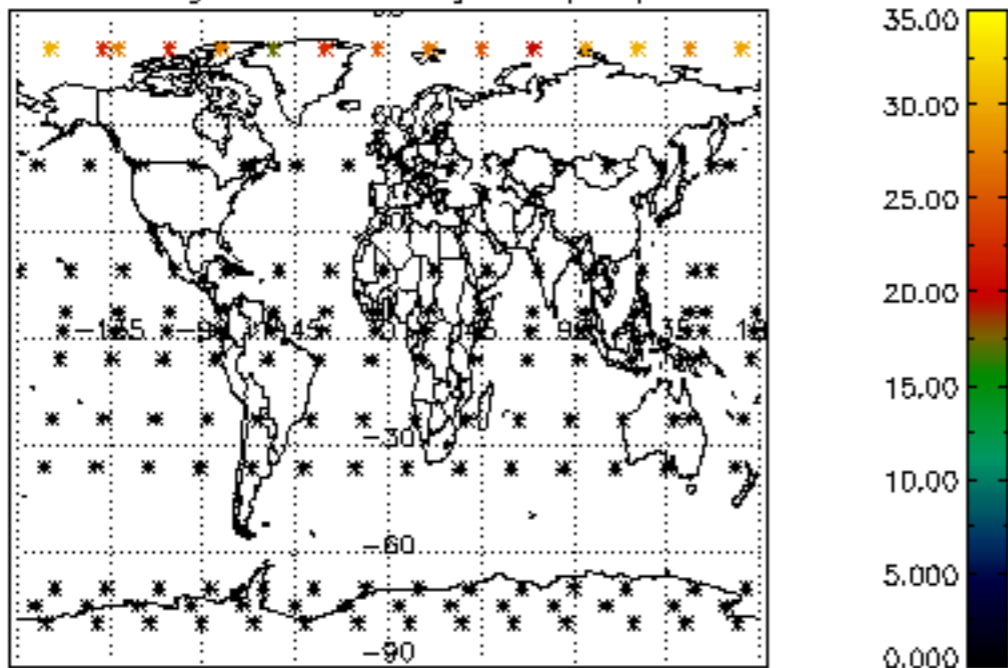
Percentage of star falling outside central band per profile



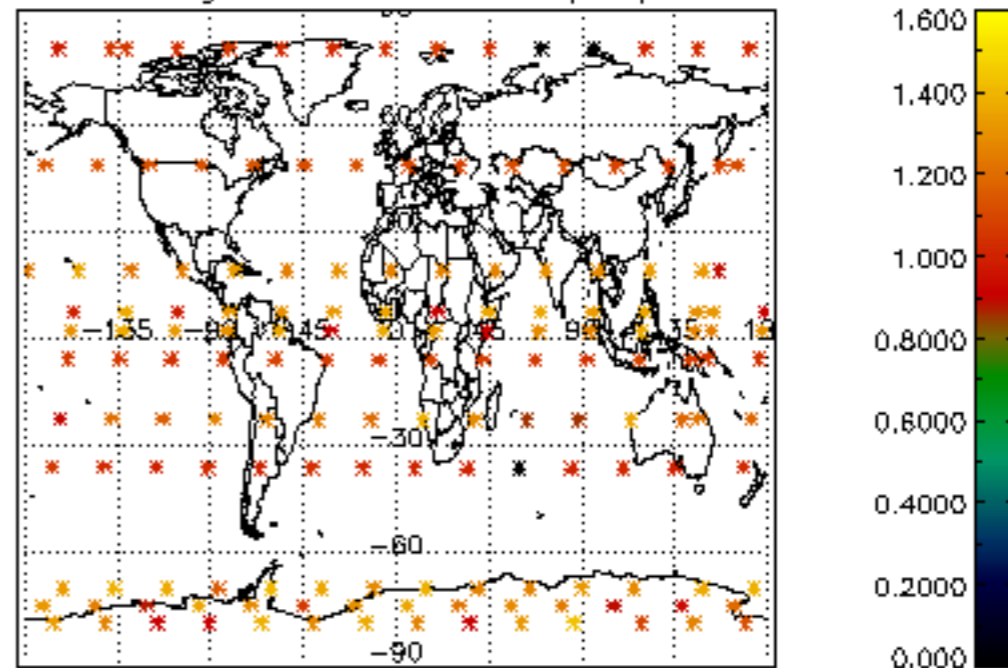
Percentage of saturation errors per profile



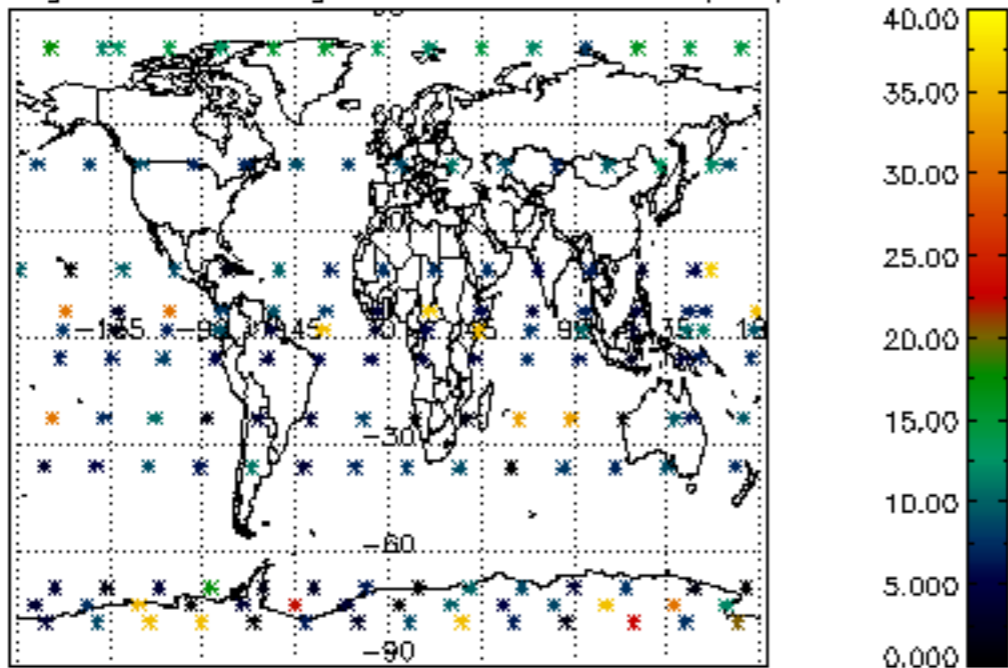
Percentage of cosmic ray hits per profile



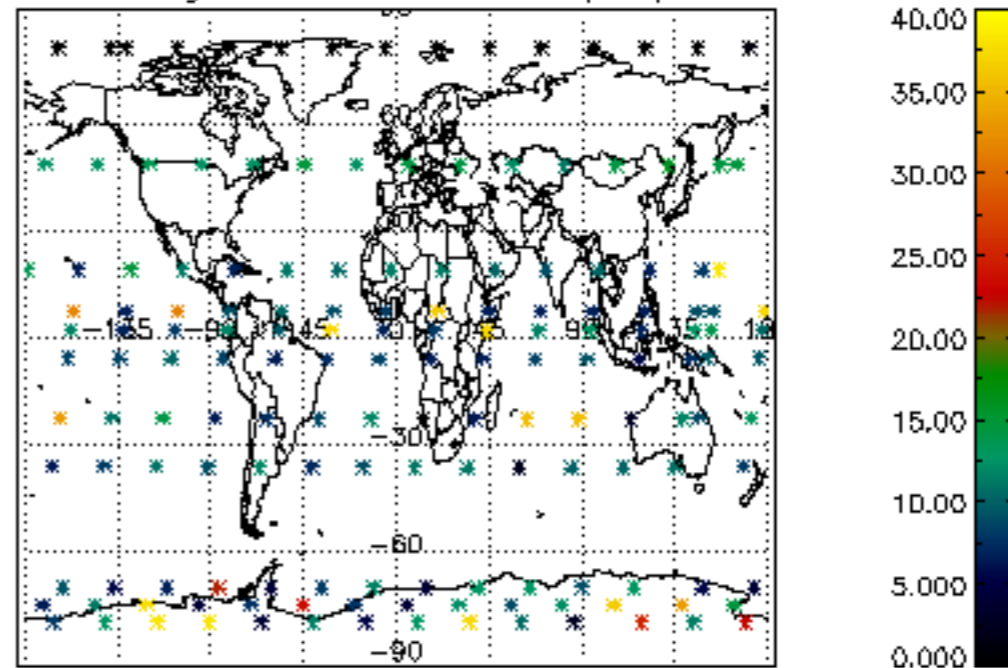
Percentage of datation errors per profile

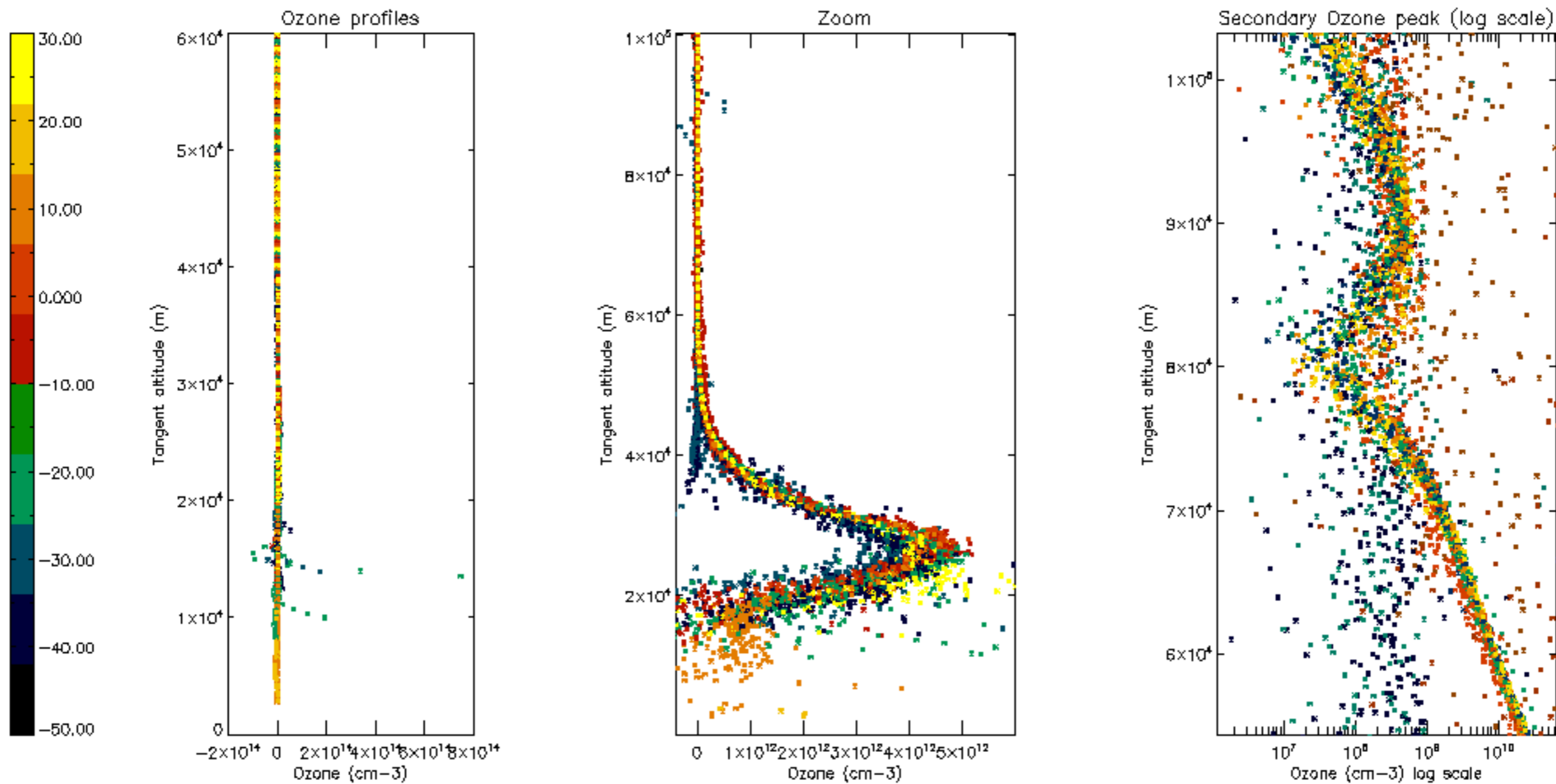


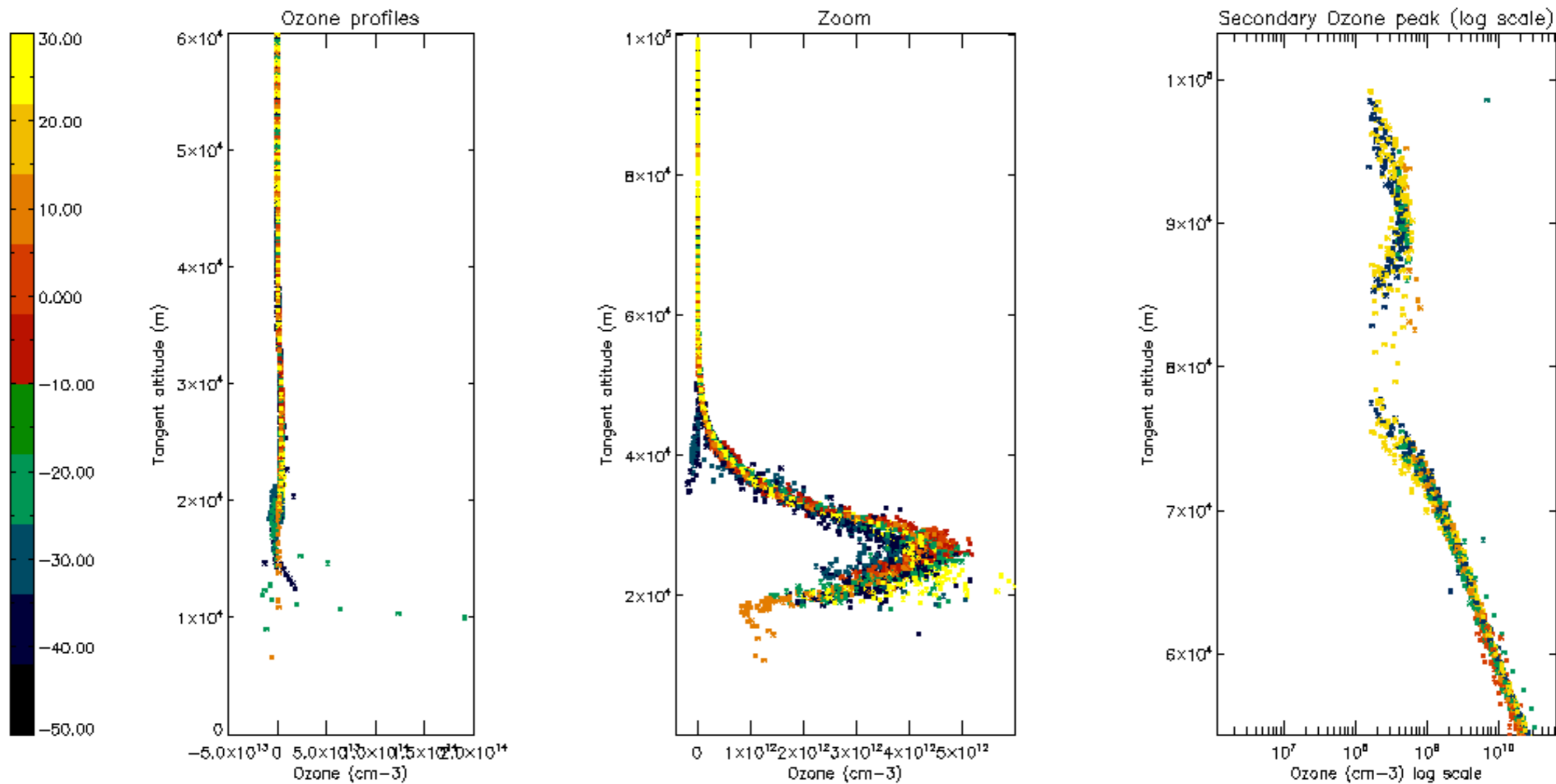
Percentage of star falling outside central band per profile

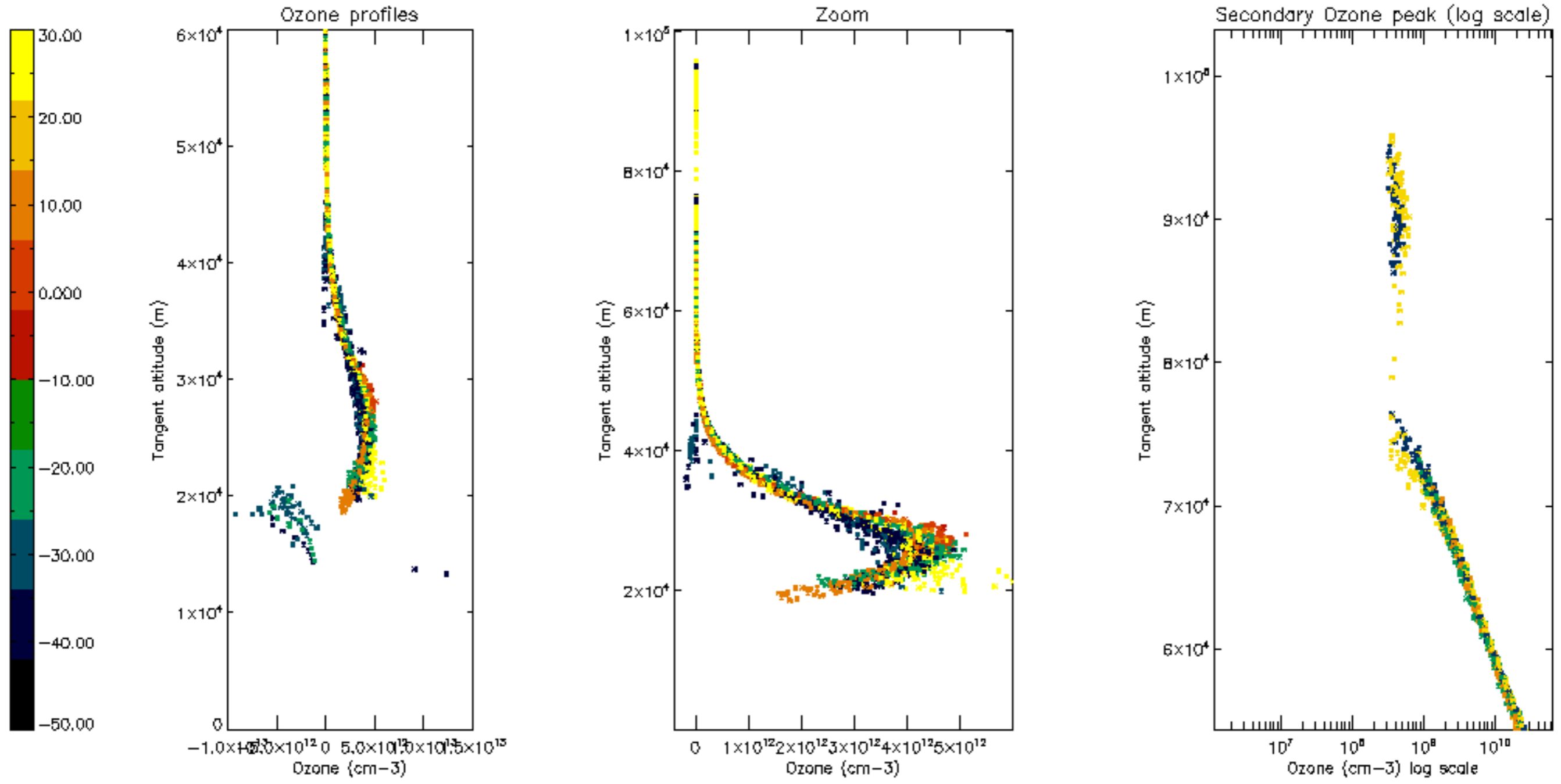


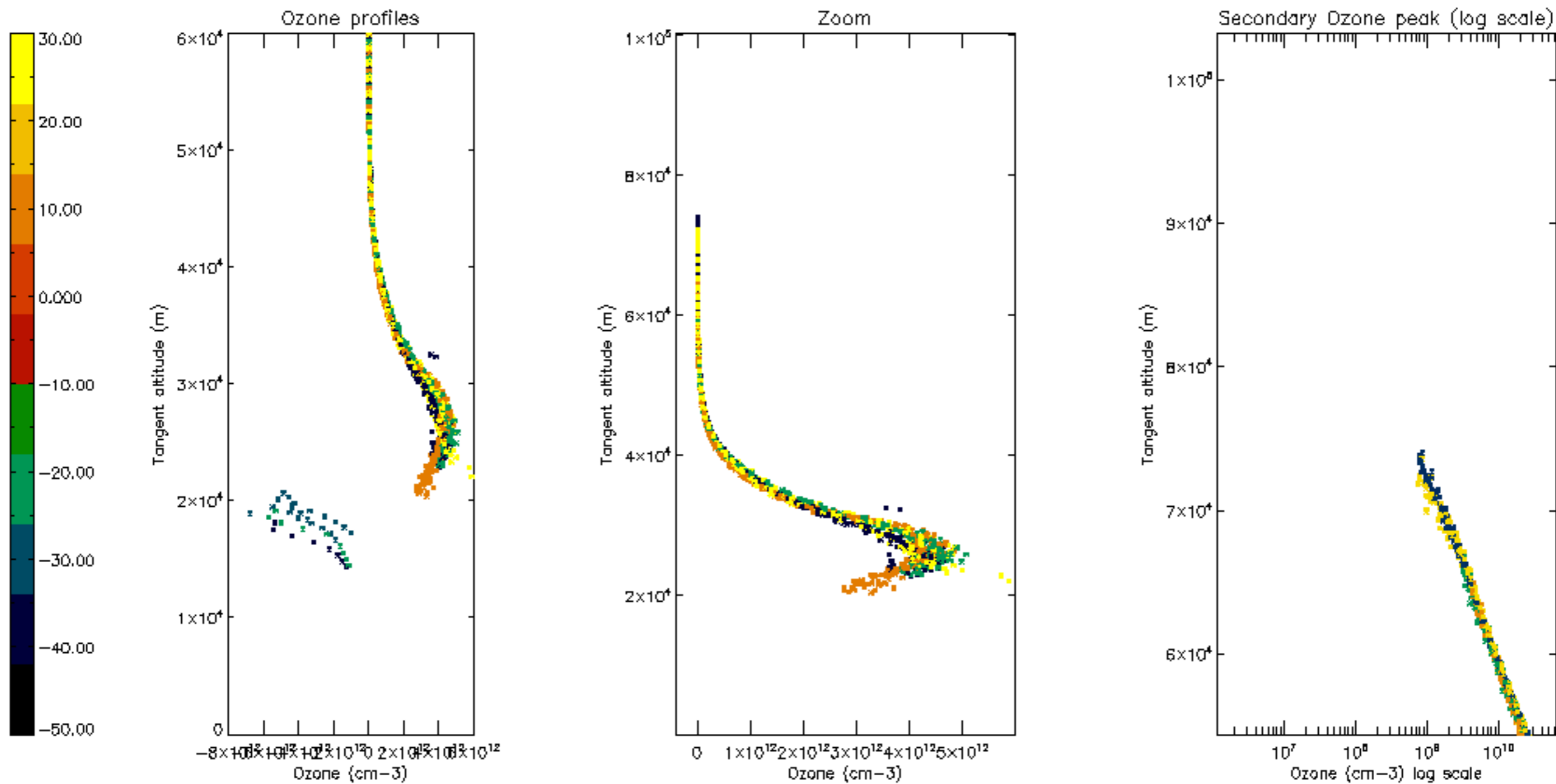
Percentage of saturation errors per profile

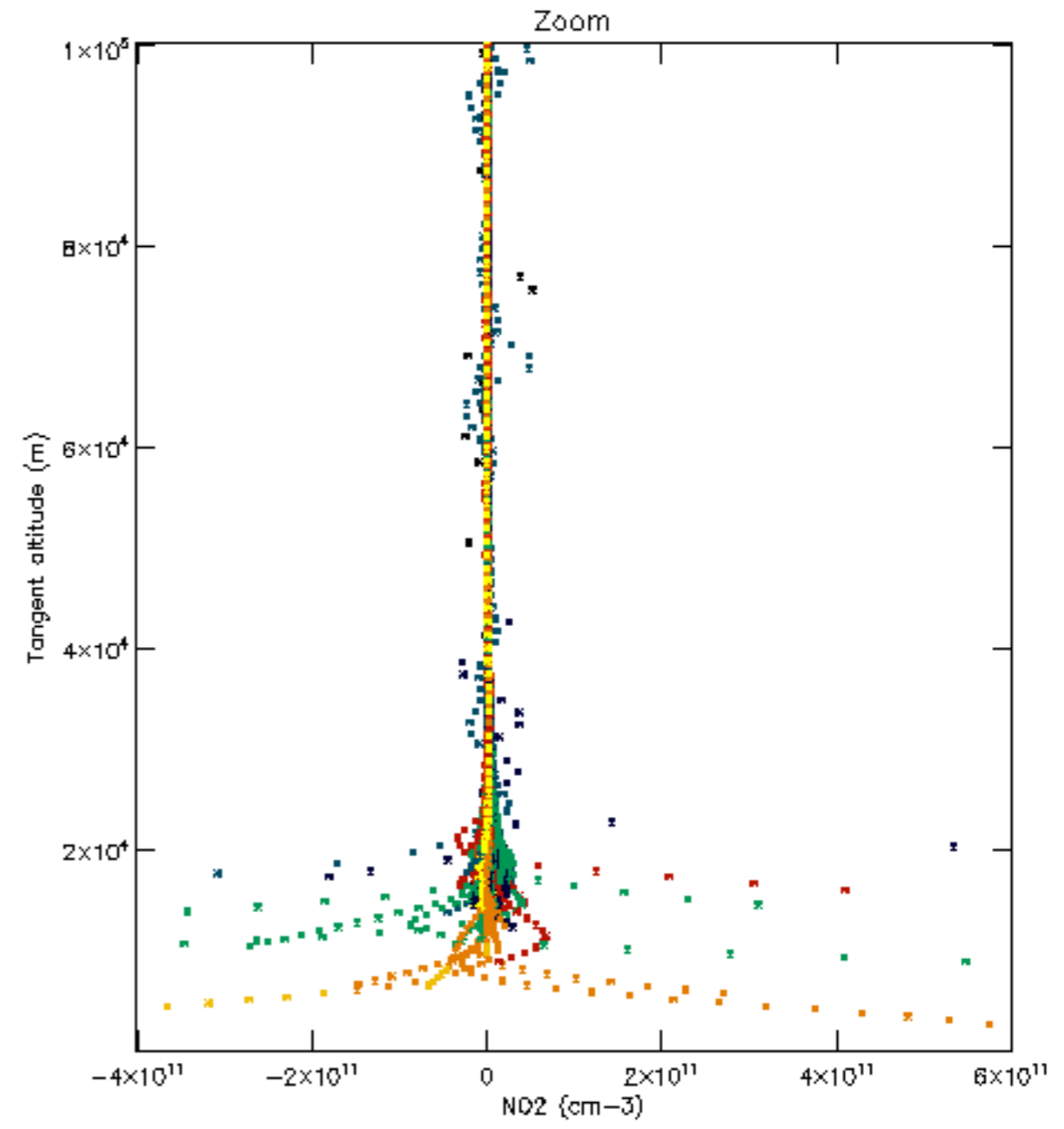
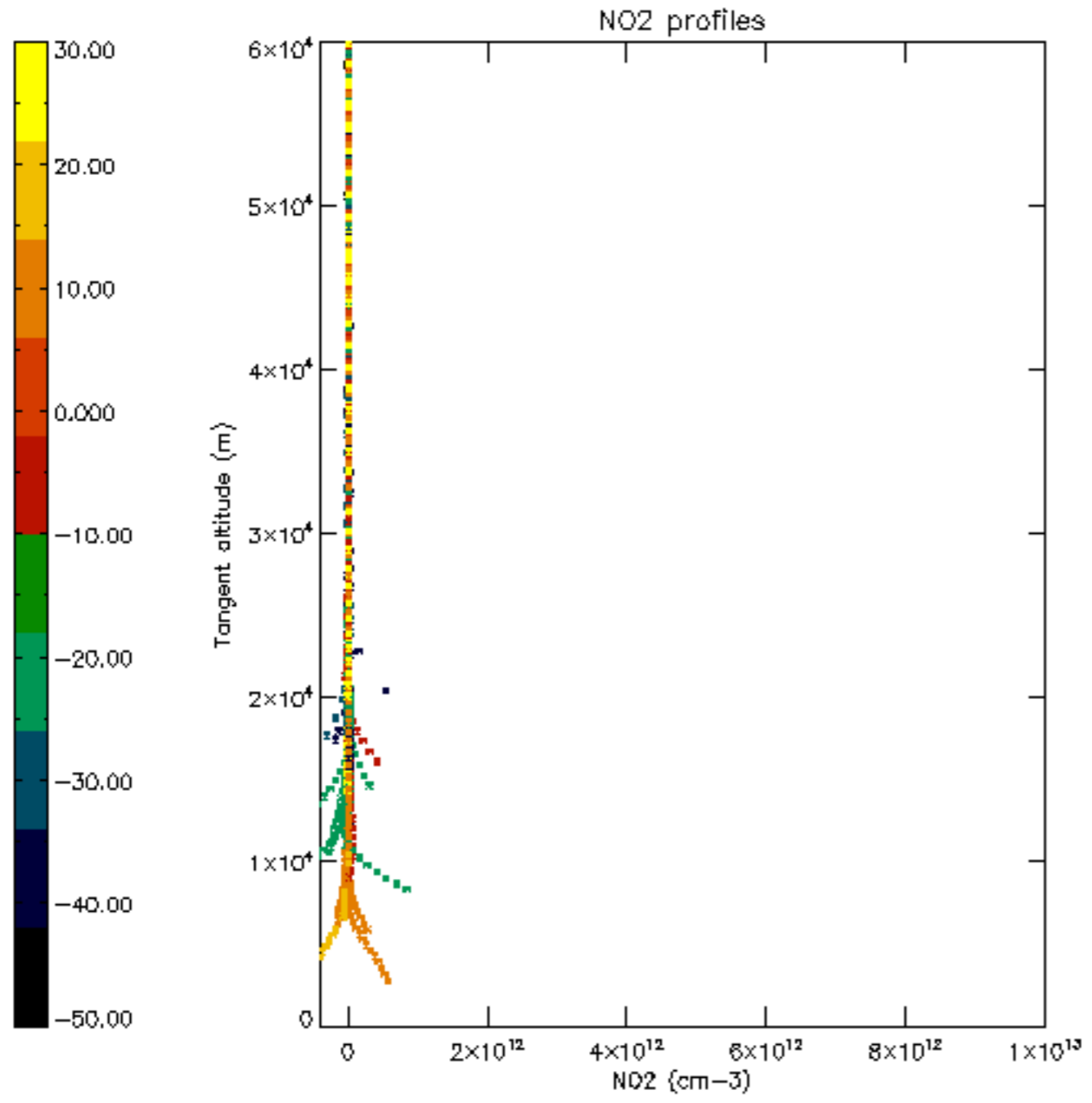


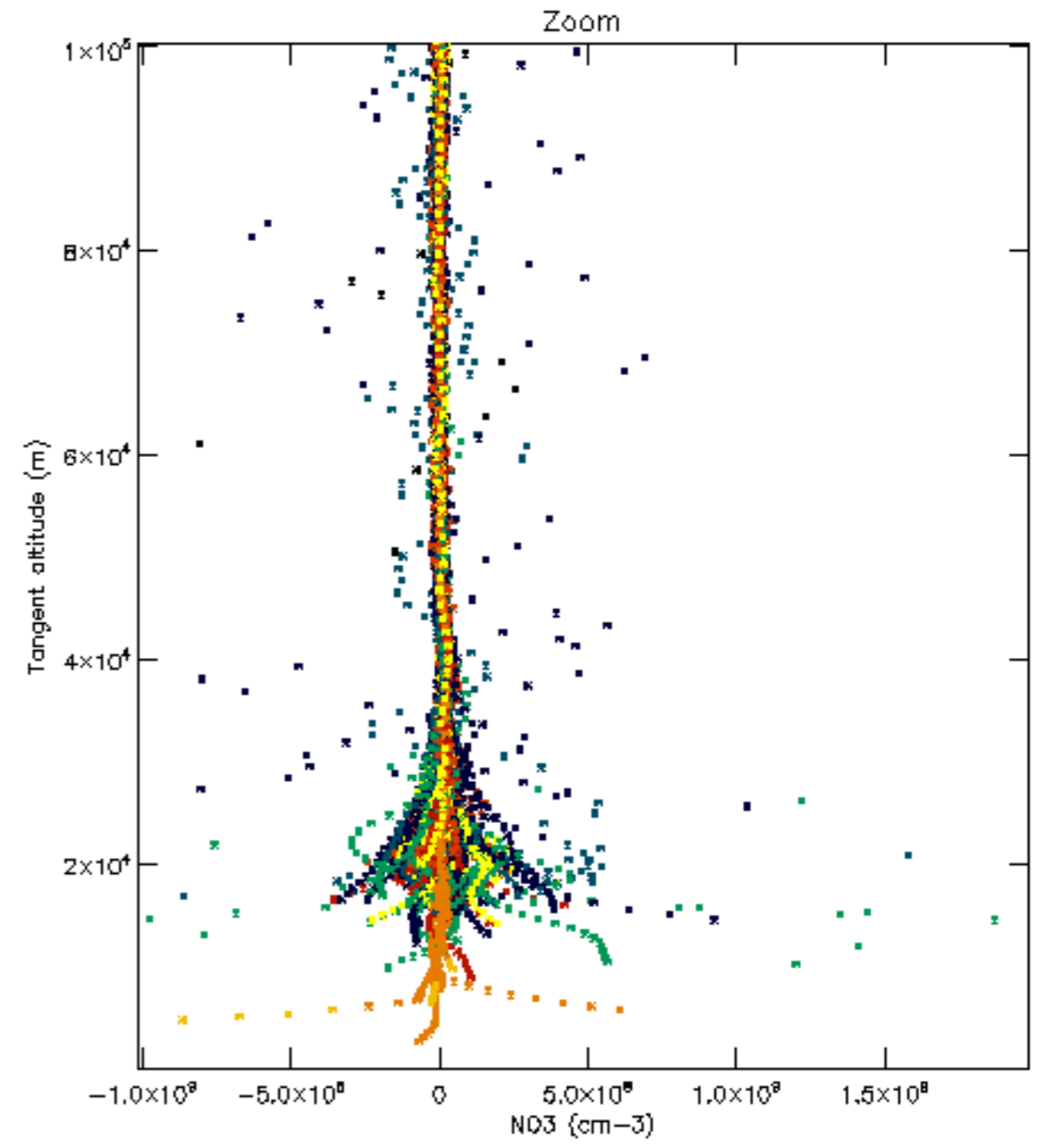
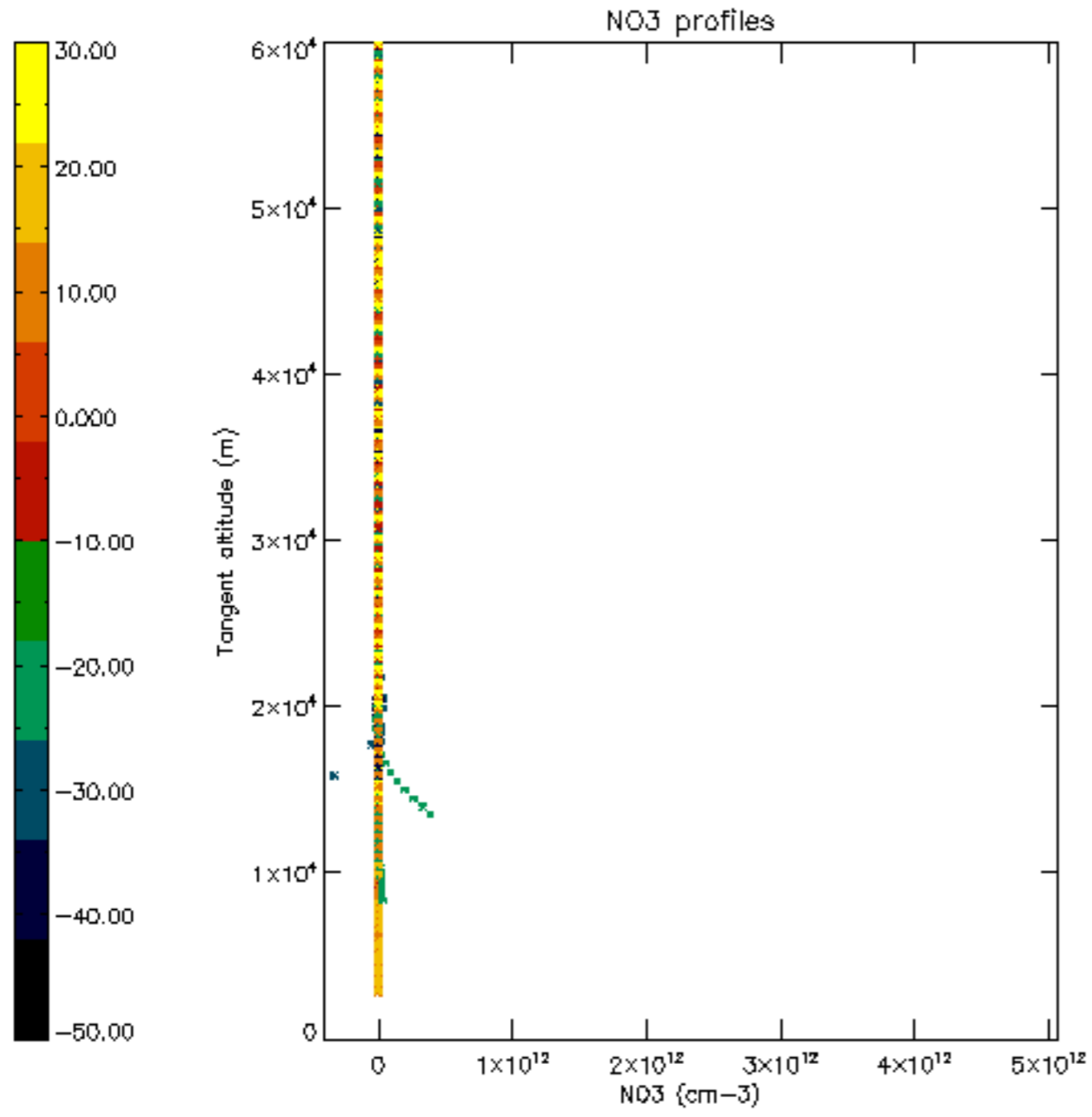


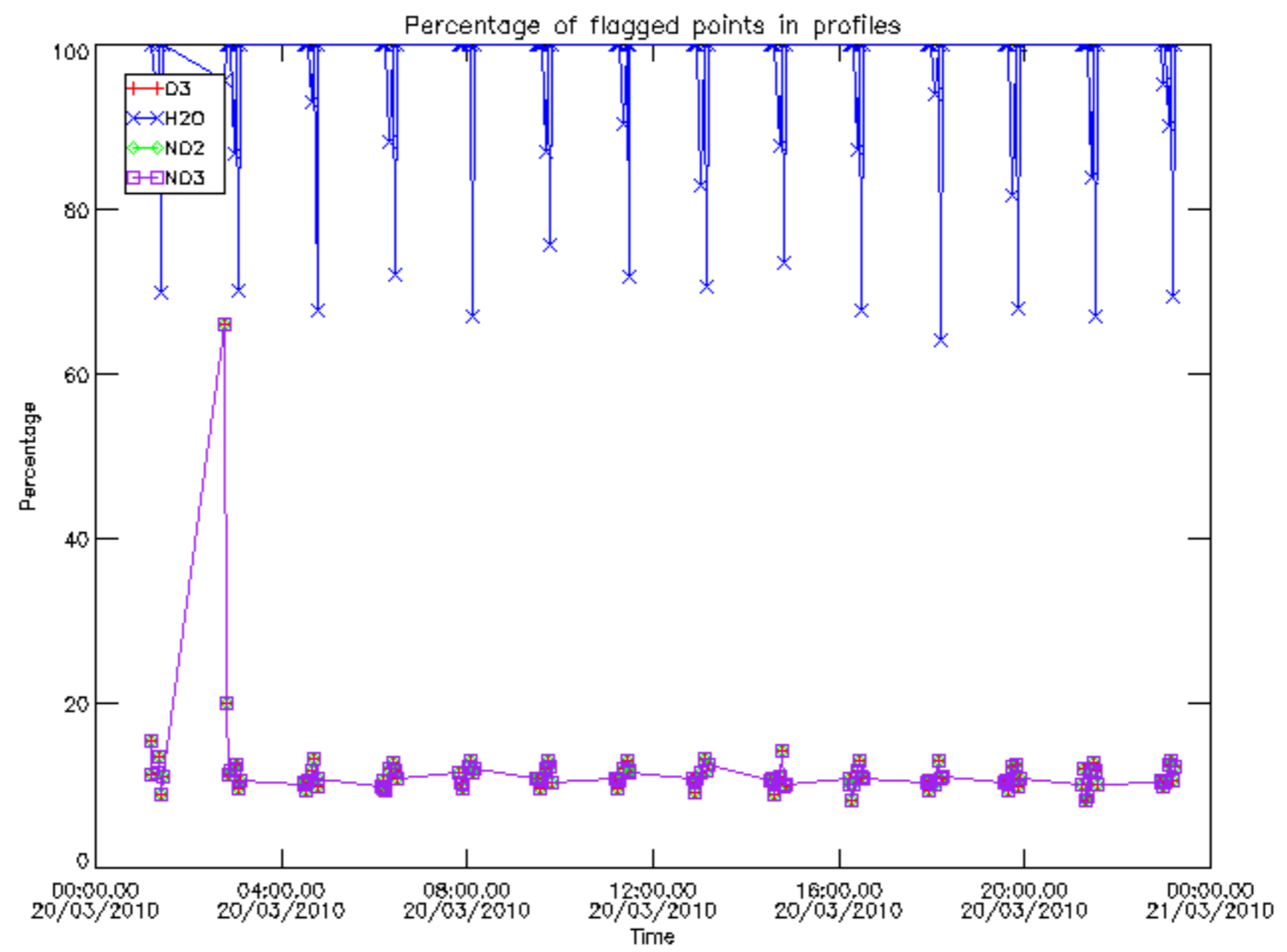




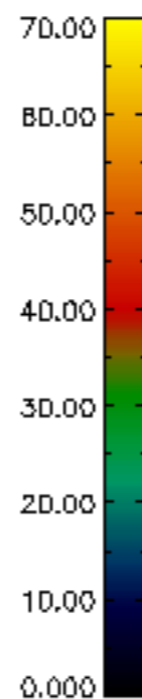
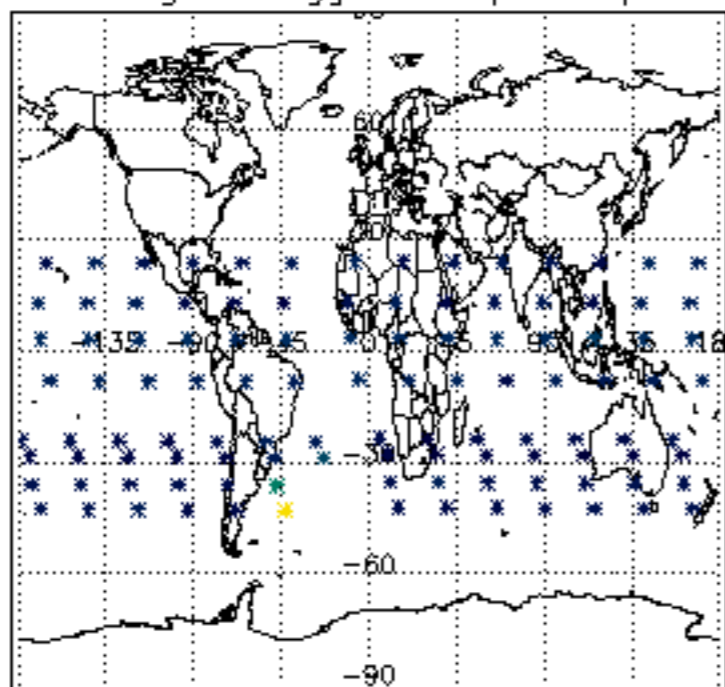




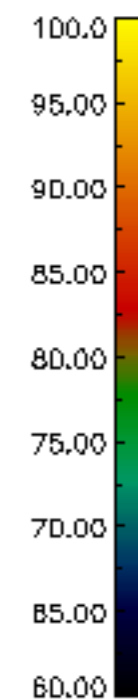
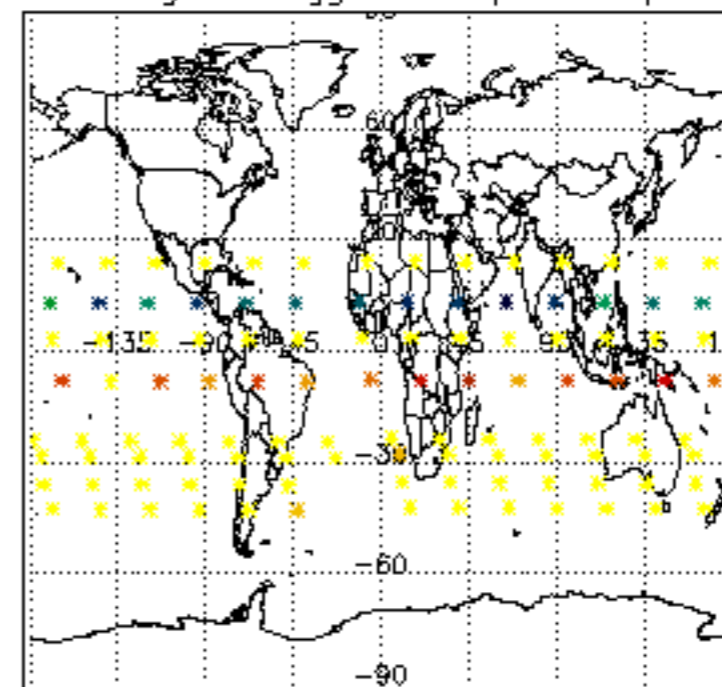




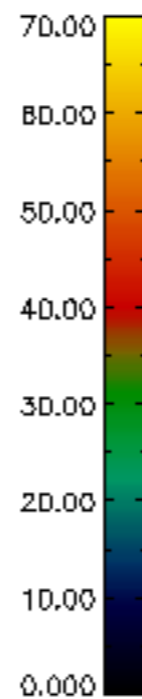
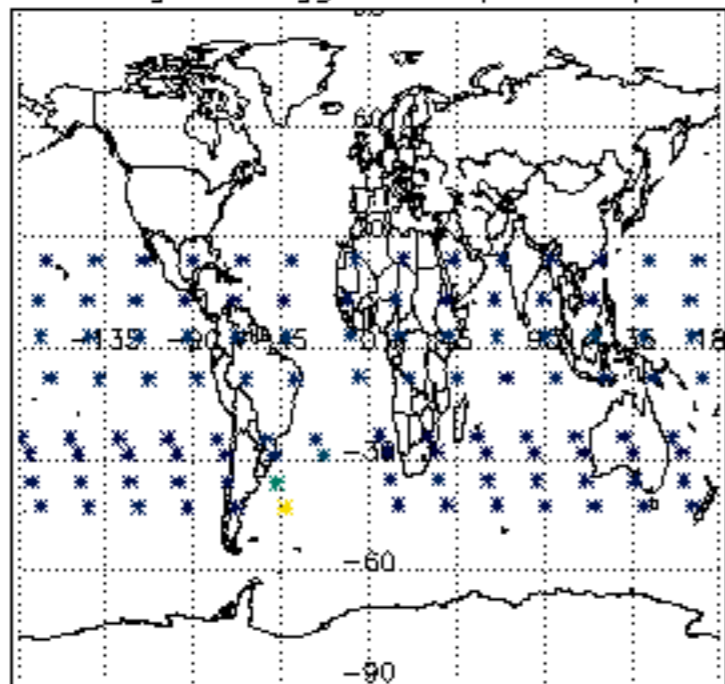
Percentage of flagged data per D3 profile



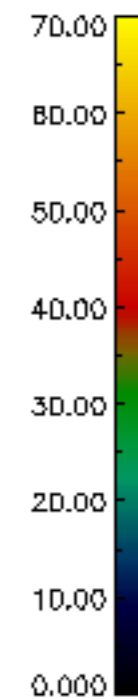
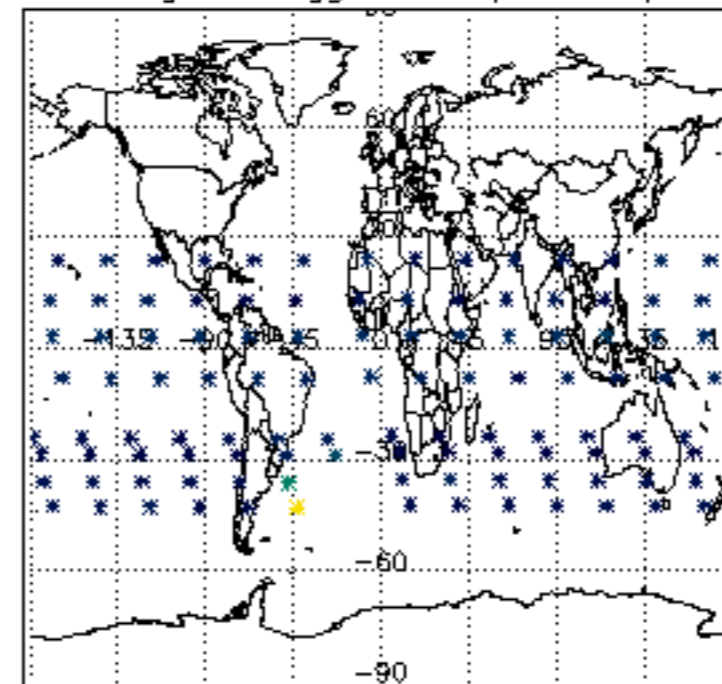
Percentage of flagged data per H2O profile

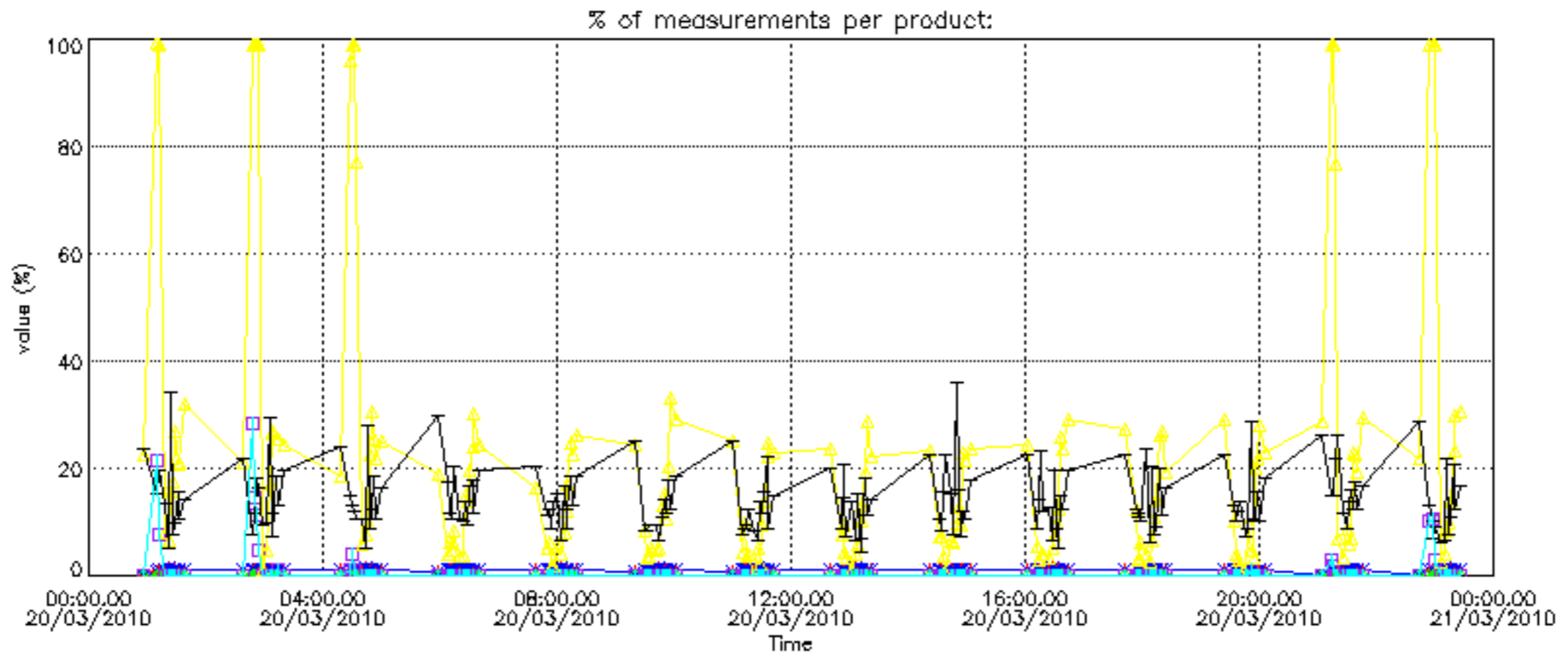
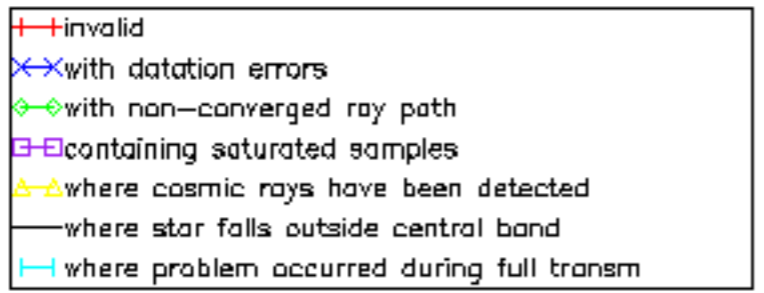


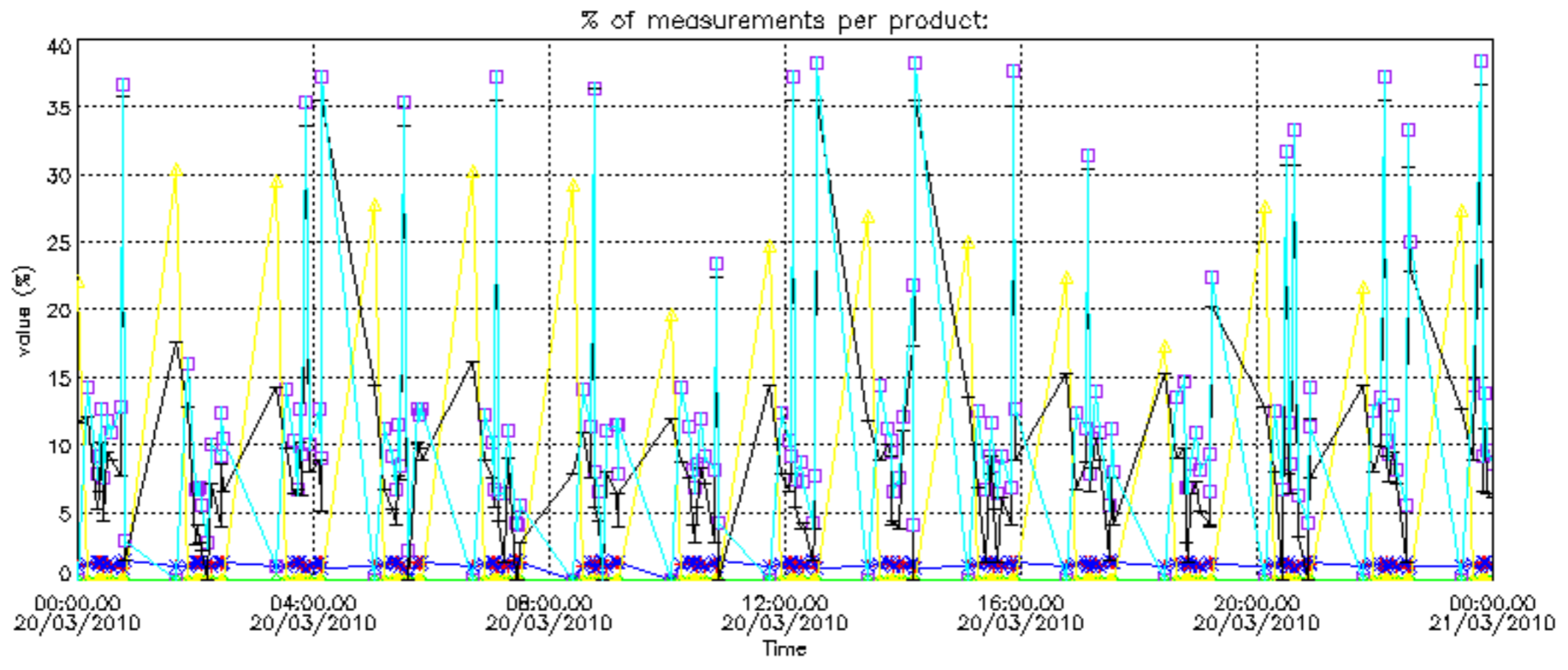
Percentage of flagged data per NO2 profile



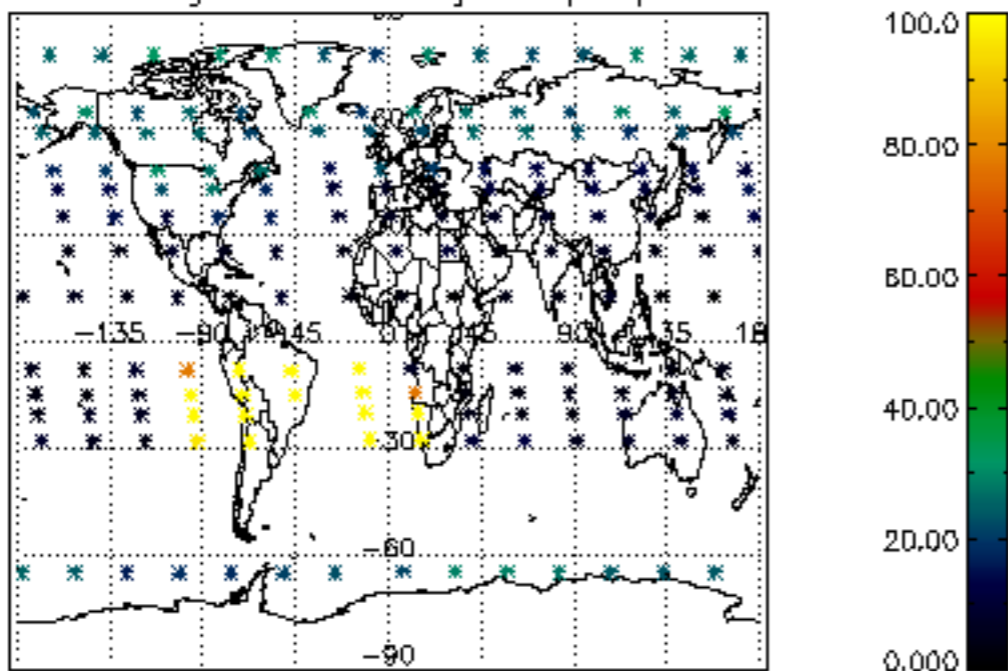
Percentage of flagged data per NO3 profile



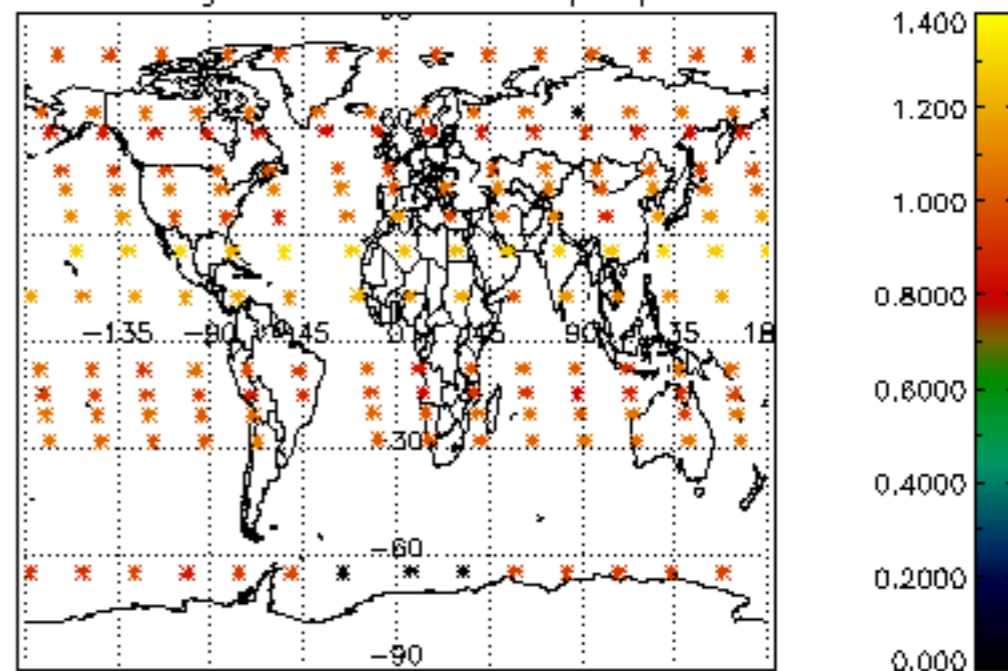




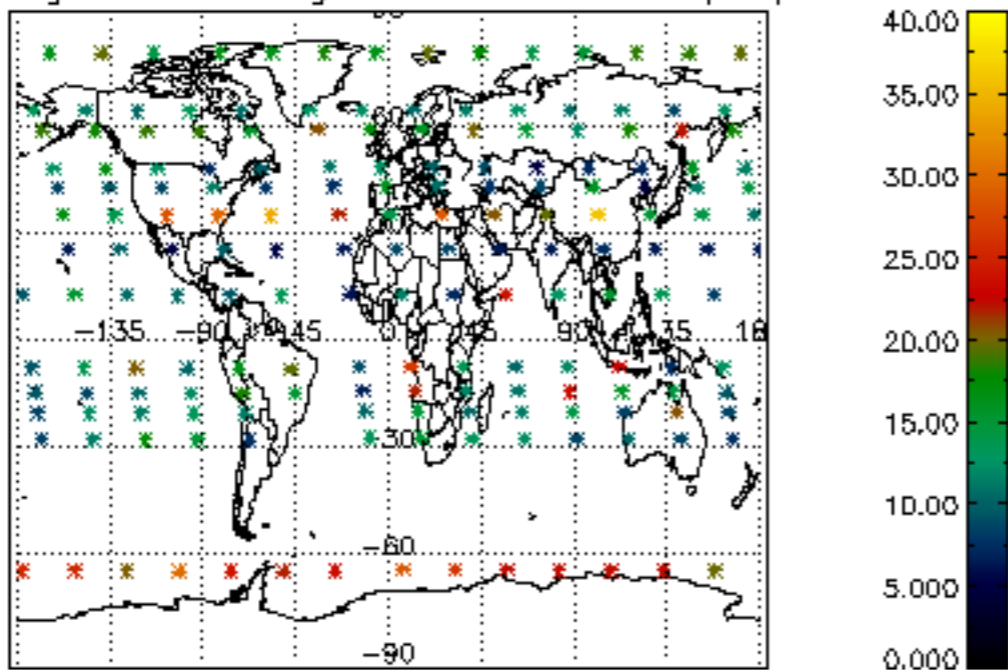
Percentage of cosmic ray hits per profile



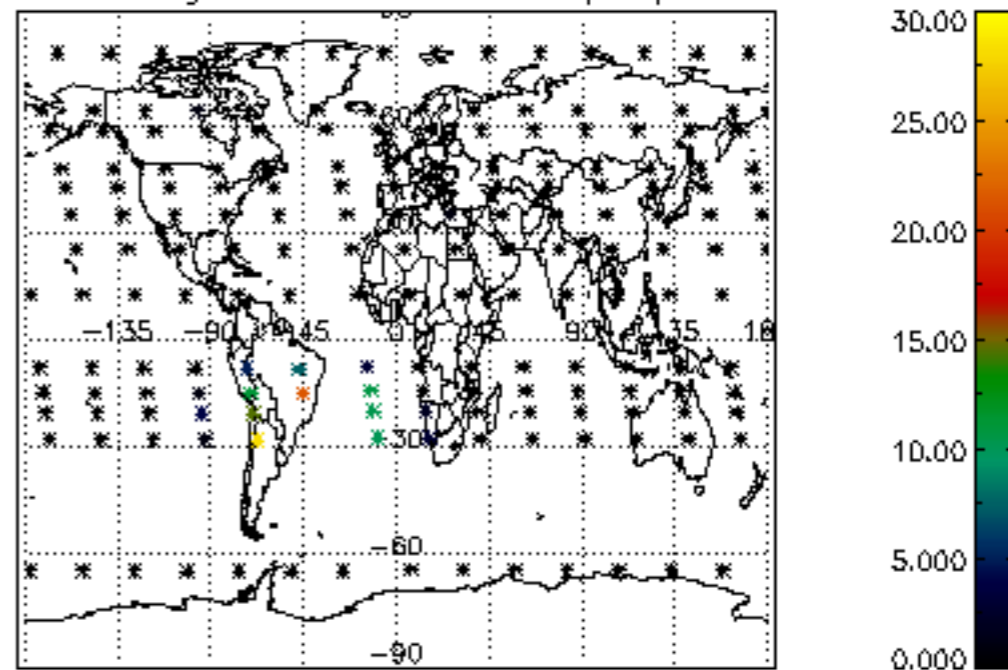
Percentage of datation errors per profile



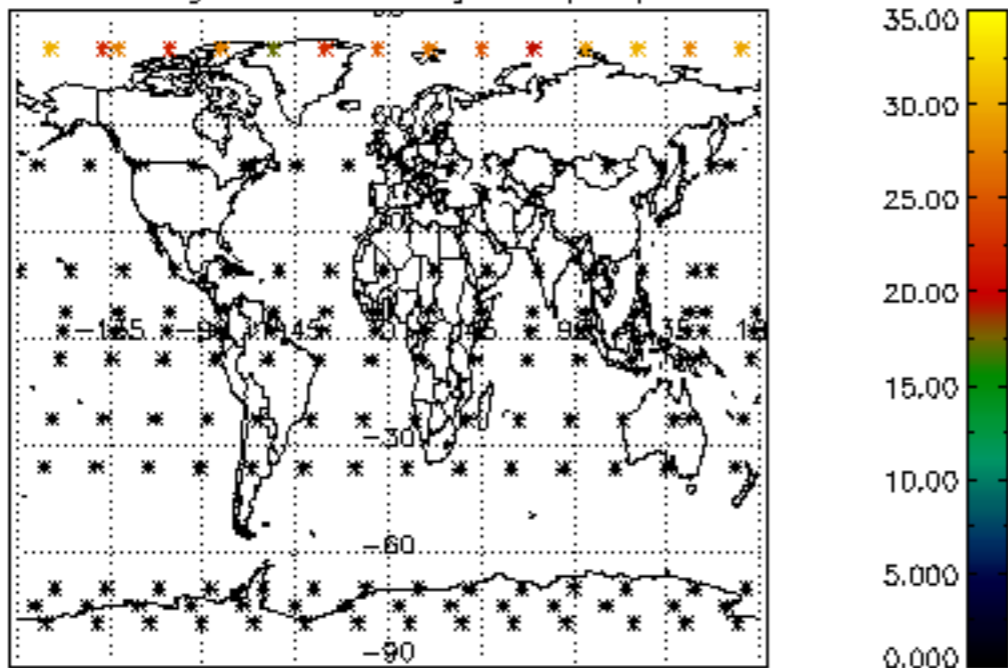
Percentage of star falling outside central band per profile



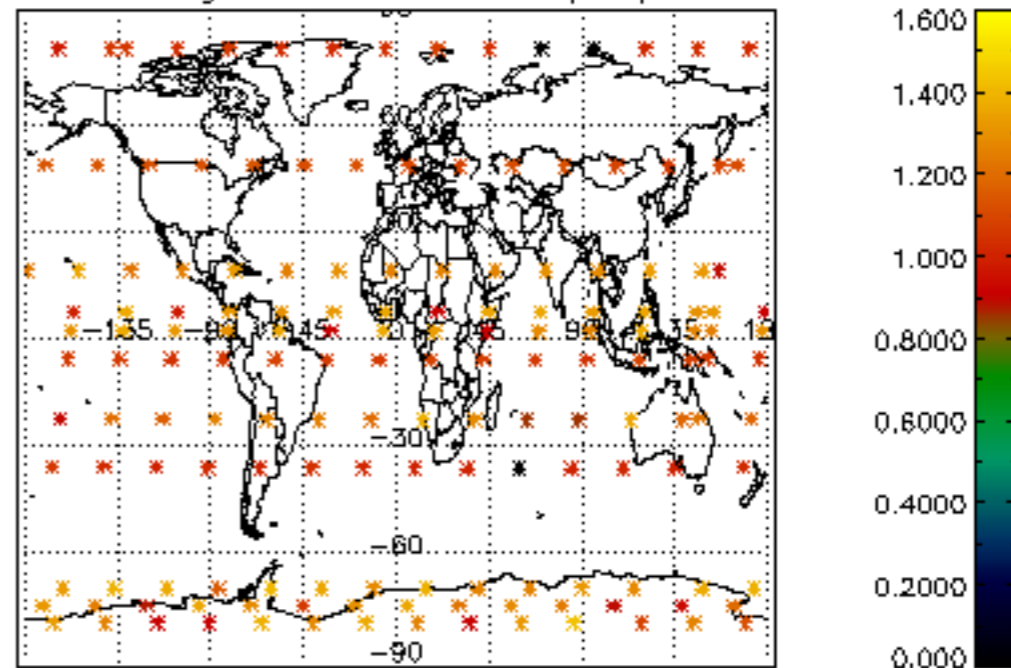
Percentage of saturation errors per profile



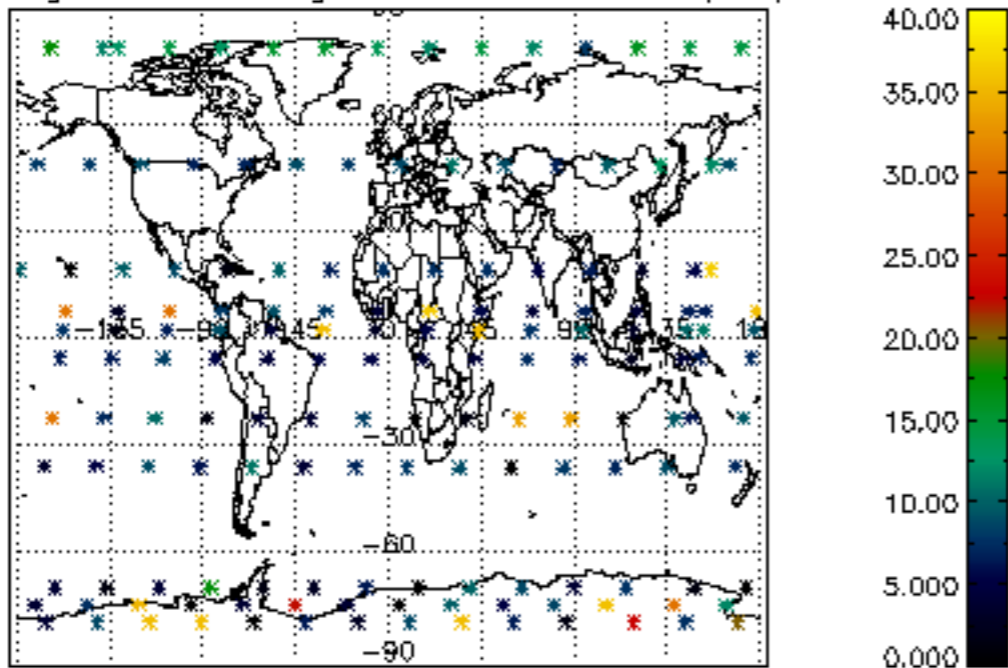
Percentage of cosmic ray hits per profile



Percentage of datation errors per profile



Percentage of star falling outside central band per profile



Percentage of saturation errors per profile

