

GOMOS Level 2 Daily Report

SUMMARY

[1. General Info](#)

[2. Summary of processed GOM_NL_2P products](#)

[3. Level 2 Quality information per product](#)

[3.1 Plot of level 2 quality information per product \(time dependant\)](#)

[3.2 Plot of level 2 quality information per product \(world map\)](#)

[4. Level 1 Quality information per product \(stored on level 2 products\)](#)

[4.1 Plot of level 1 quality information per product \(time dependant\)](#)

[4.1.1 Plot of level 1 quality information per product \(time dependant\): ASCENDING](#)

[4.1.2 Plot of level 1 quality information per product \(time dependant\): DESCENDING](#)

[4.2 Plot of level 1 quality information per product \(world map\)](#)

[4.2.1 Plot of level 1 quality information per product \(world map\): ASCENDING](#)

[4.2.2 Plot of level 1 quality information per product \(world map\): DESCENDING](#)

[5. Ozone profiles based on quality statistics and other trace gas profiles](#)

[5.1 Ozone statistics based on quality of products](#)

[5.2 Plot ozone profiles for all STD \(dark without errors\)](#)

[5.3 Plot ozone profiles where STD < 20% \(dark without errors\)](#)

[5.4. Plot ozone profiles where STD < 10% \(dark without errors\)](#)

[5.5. Plot ozone profiles where STD < 5% \(dark without errors\)](#)

[5.6 Plot NO2 profiles for all STD \(dark without errors\)](#)

[5.7 Plot NO3 profiles for all STD \(dark without errors\)](#)

[5.8 Plot H2O profiles \(only for occultations of stars 1,2,3,4,13,14,16,26,63 dark without errors\) for all STD](#)

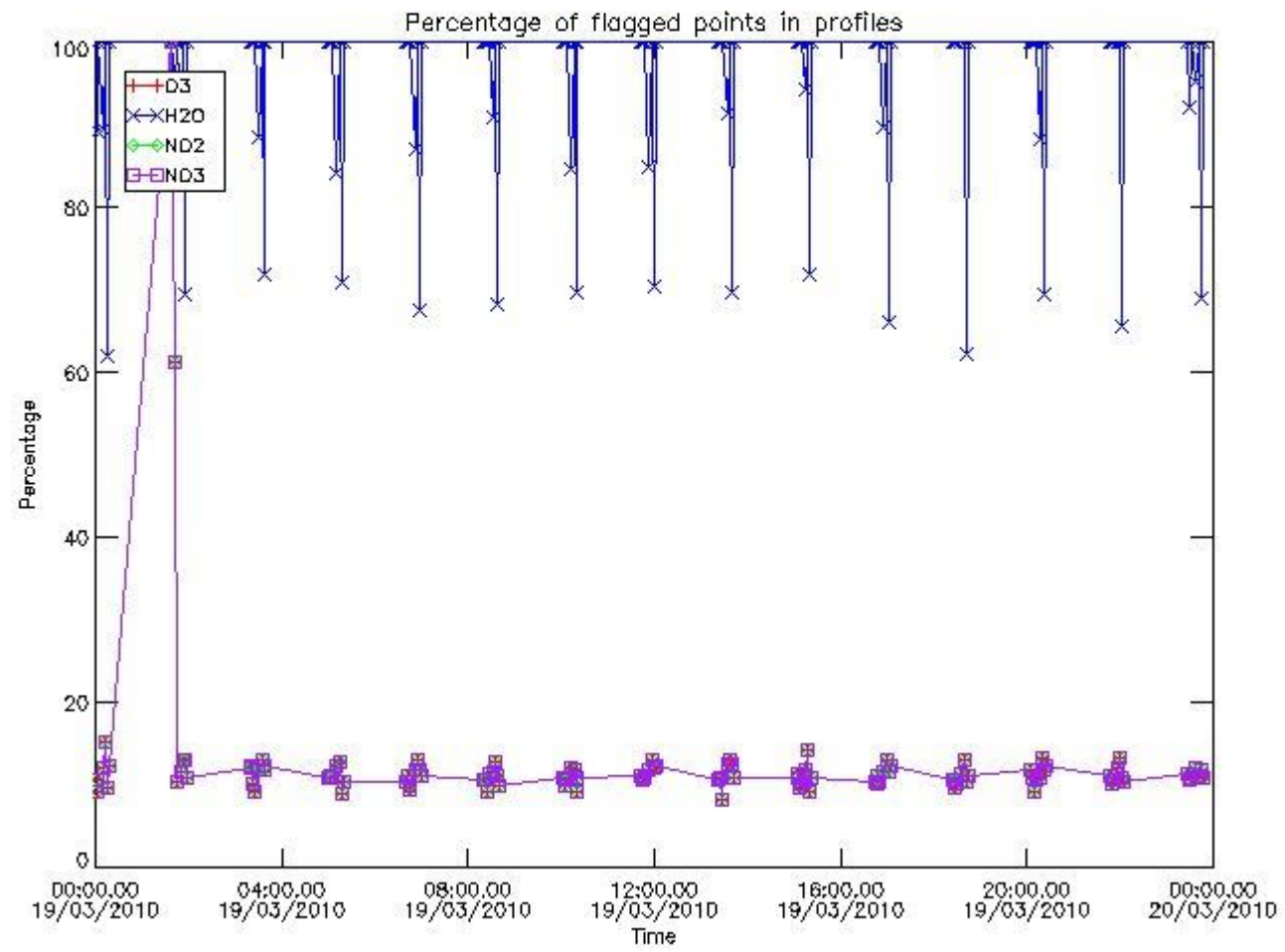
[6. Auxiliary Data Files used for the production reported in section 2](#)

338	GOM_NL__2PRFIN20100319_234116_000000462087_00460_42097_0351.N1	19-MAR-2010 23:41:16	Dark	45.500	134	Bet TrA	2.8100	6600.0	91	42097	No
339	GOM_NL__2PRFIN20100319_234400_000000472087_00460_42097_0352.N1	19-MAR-2010 23:44:00	Dark	47.000	4	Alp1Cen	-0.010000	5800.0	94	42097	No
340	GOM_NL__2PRFIN20100319_234610_000000482087_00460_42097_0353.N1	19-MAR-2010 23:46:10	Dark	47.500	78	Alp Lup	2.3040	28000.	95	42097	No
341	GOM_NL__2PRFIN20100319_234740_000000512087_00460_42097_0354.N1	19-MAR-2010 23:47:40	Straylight	51.000	81	Eta Cen	2.3560	28000.	102	42097	No
342	GOM_NL__2PRFIN20100319_235043_000000602087_00460_42097_0355.N1	19-MAR-2010 23:50:43	Straylight	60.000	54	5The Cen	2.0550	4500.0	120	42097	No
343	GOM_NL__2PRFIN20100319_235222_000000492087_00460_42097_0356.N1	19-MAR-2010 23:52:22	Straylight	48.500	123	Iot Cen	2.7500	10200.	97	42097	No
344	GOM_NL__2PRFIN20100319_235755_000000512087_00460_42097_0357.N1	19-MAR-2010 23:57:55	Straylight	50.500	106	9Bet Crv	2.6480	5600.0	101	42097	No

3. Quality information per product

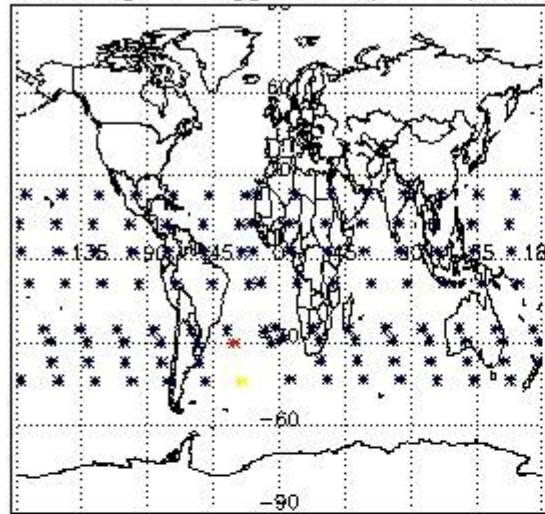
In this section it is plotted some information contained in the Quality Summary data set of the level 2 products. Only products in dark limb conditions and without errors (error flag in the MPH set to "0") are used.

3.1 Plot quality information per product (time dependant)

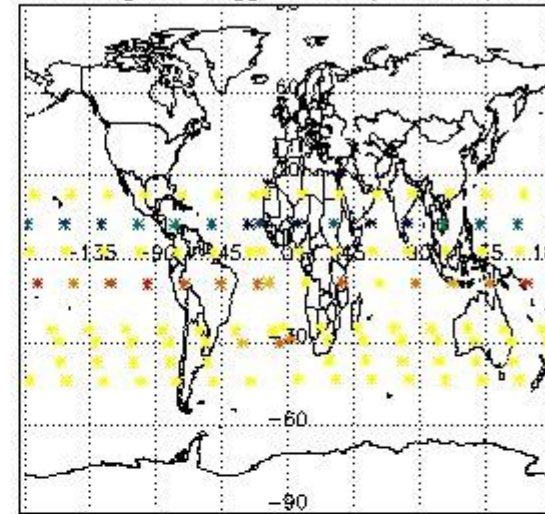


3.2 Plot quality information per product (world map)

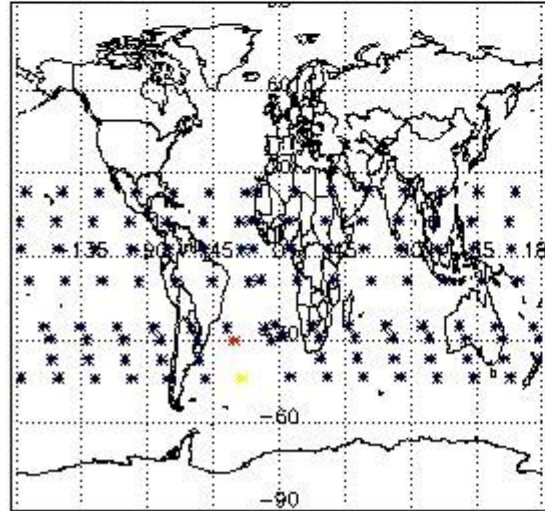
Percentage of flagged data per O3 profile



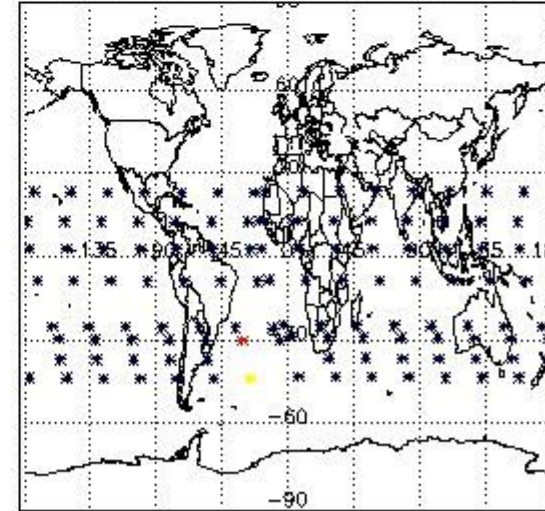
Percentage of flagged data per H2O profile



Percentage of flagged data per NO2 profile



Percentage of flagged data per NO3 profile

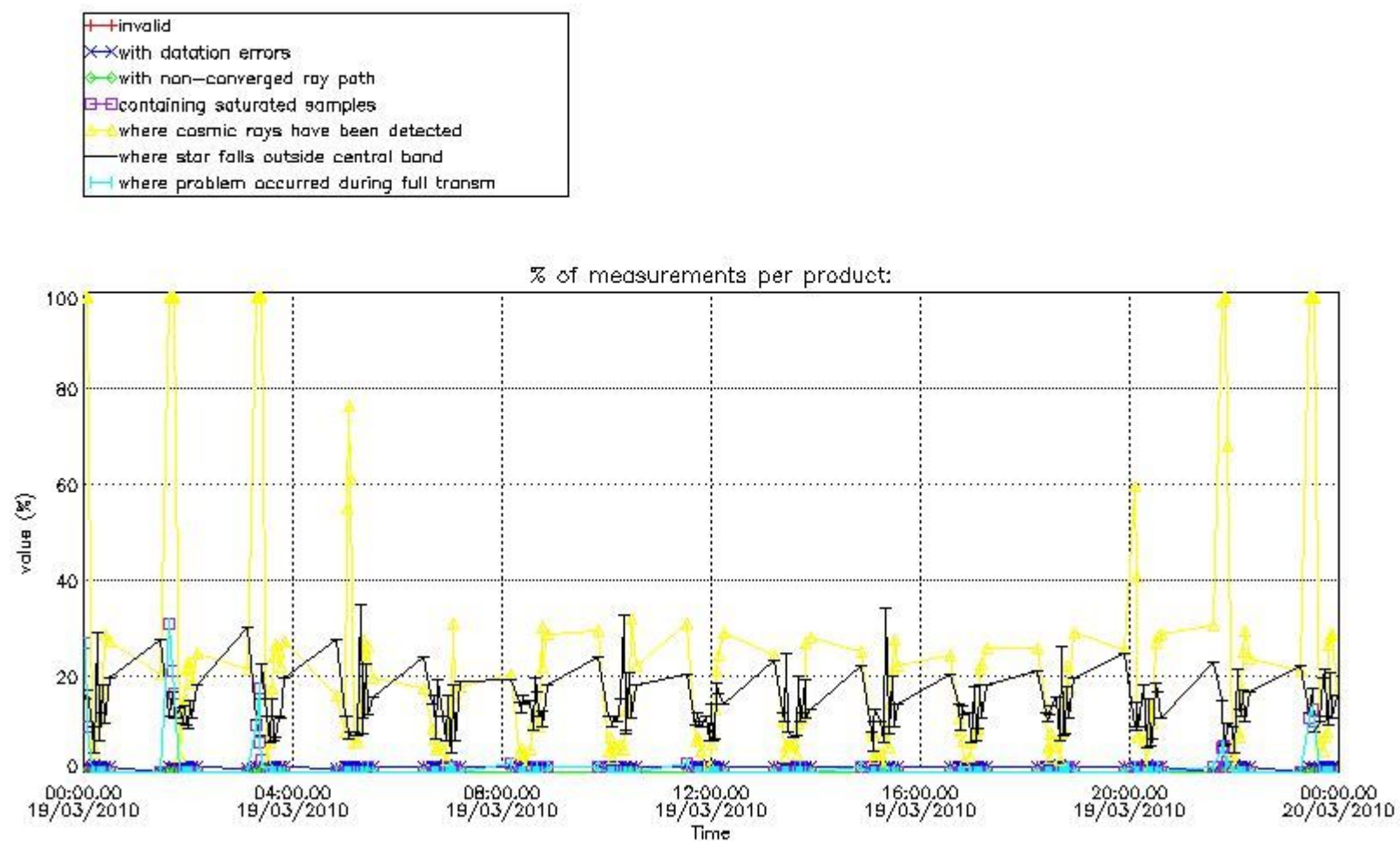


4. Level 1 quality information per product

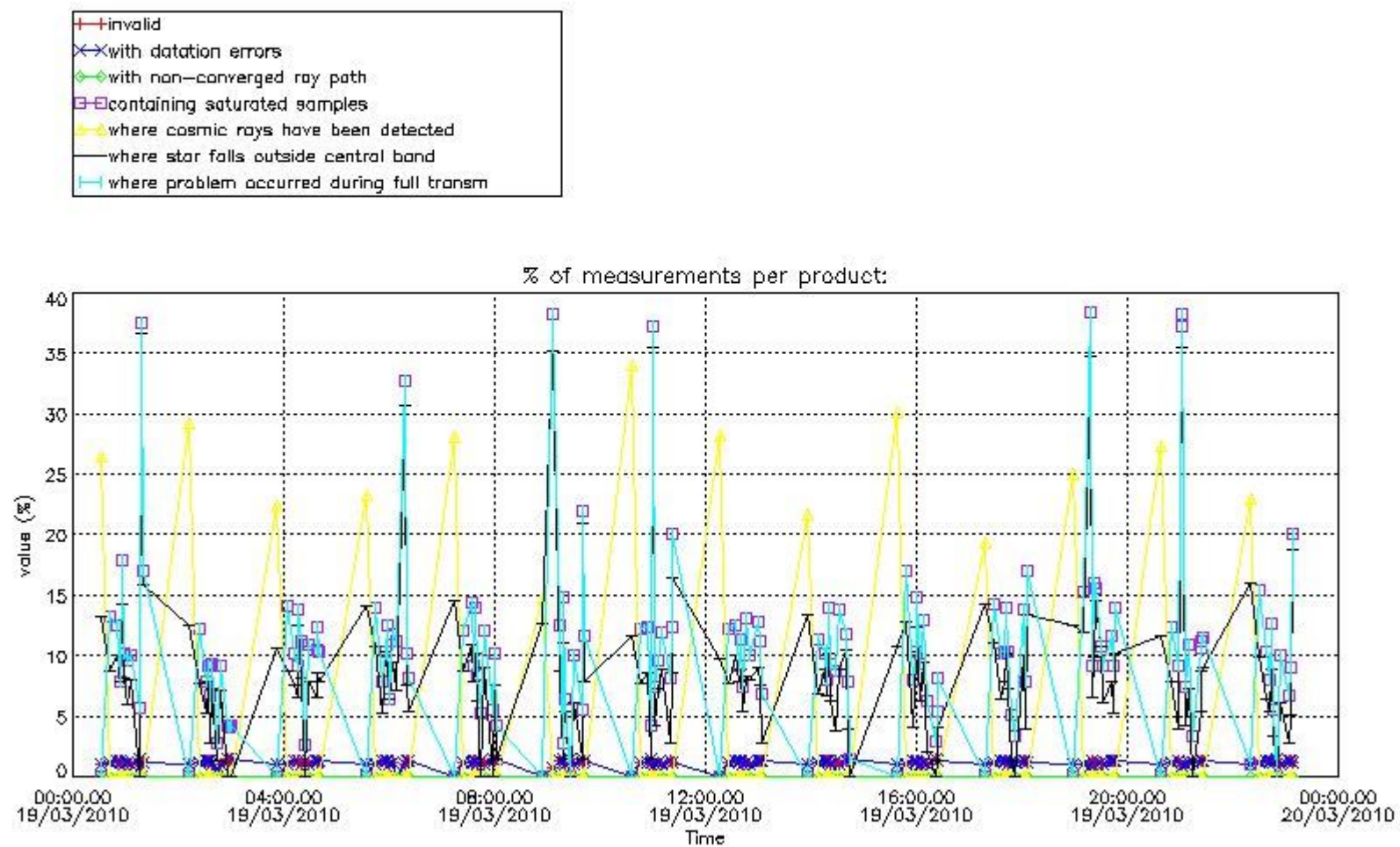
In this section it is plotted some information contained in the Quality Summary data set of the level 2 products that comes from the level 1b processing. Products without errors (error flag in the MPH set to "0") are used.

4.1 Plot quality information per product (time dependant) coming from level 1b processing

4.1.1 Plot level 1 quality information per product (time dependant): ENVISAT ASCENDING passes



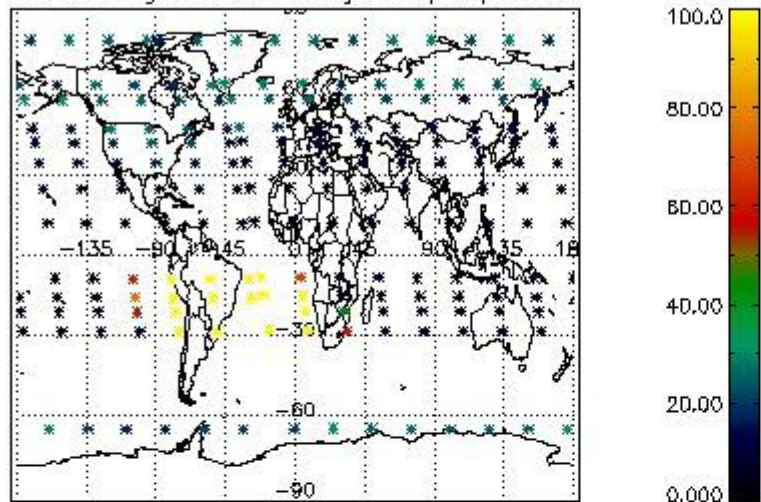
4.1.2 Plot level 1 quality information per product (time dependant): ENVI SAT DESCENDING passes



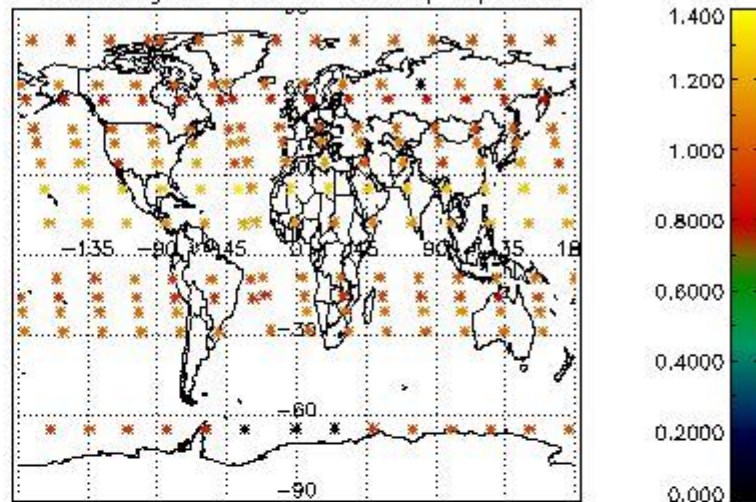
4.2 Plot quality information per product coming from level 1b processing (world map)

4.2.1 Plot level 1 quality information per product (world map): ENVISAT ASCENDING passes

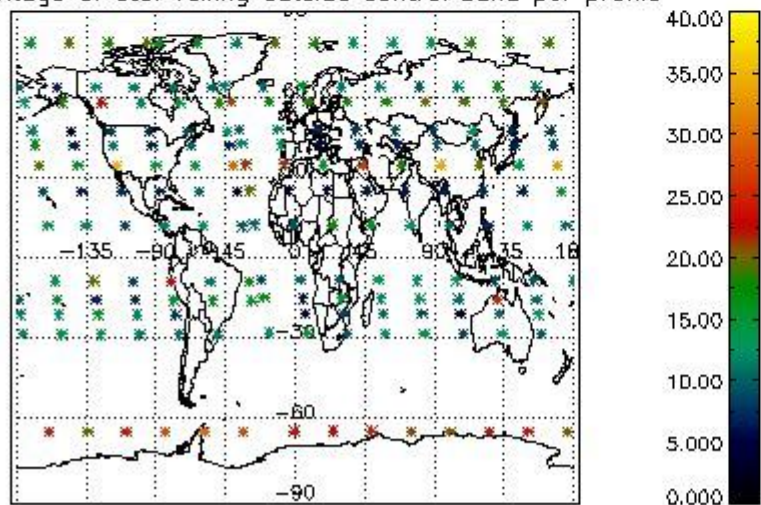
Percentage of cosmic ray hits per profile



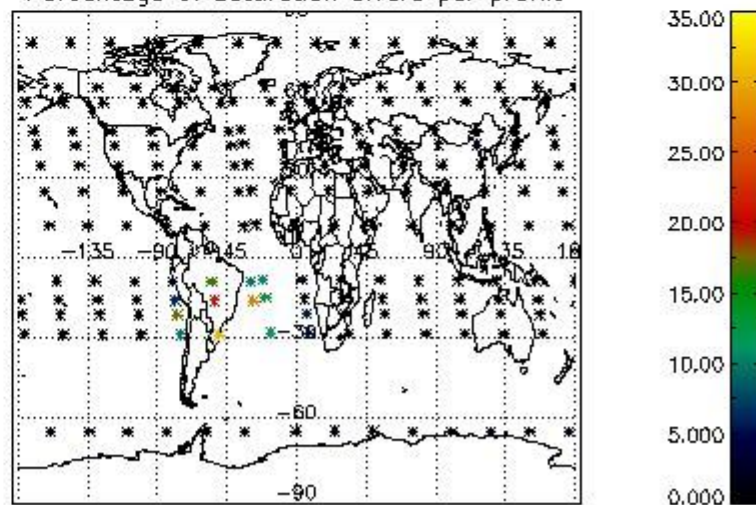
Percentage of datation errors per profile



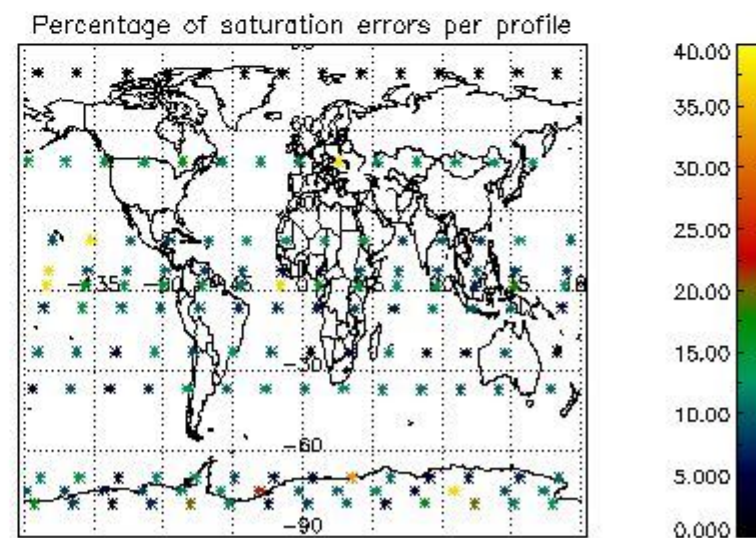
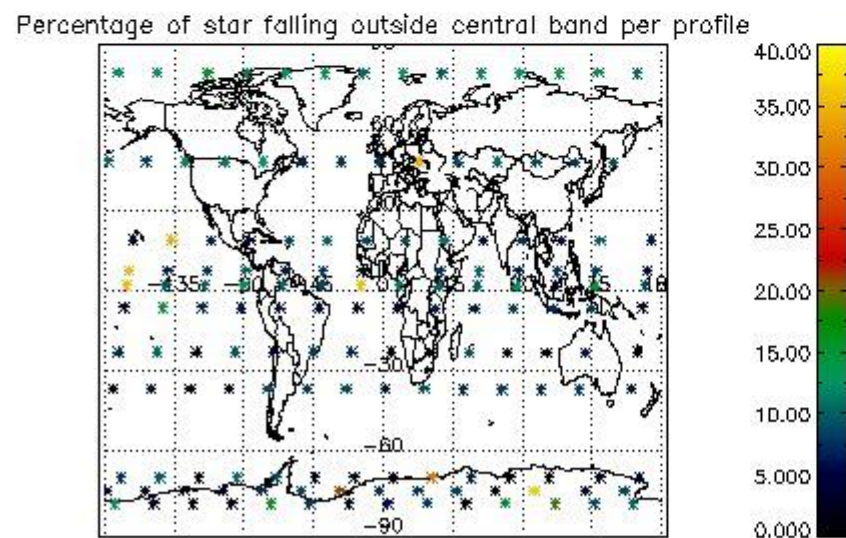
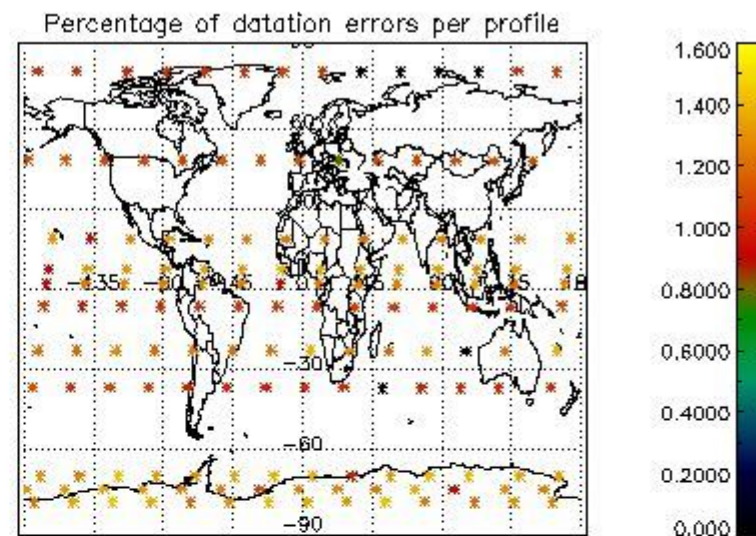
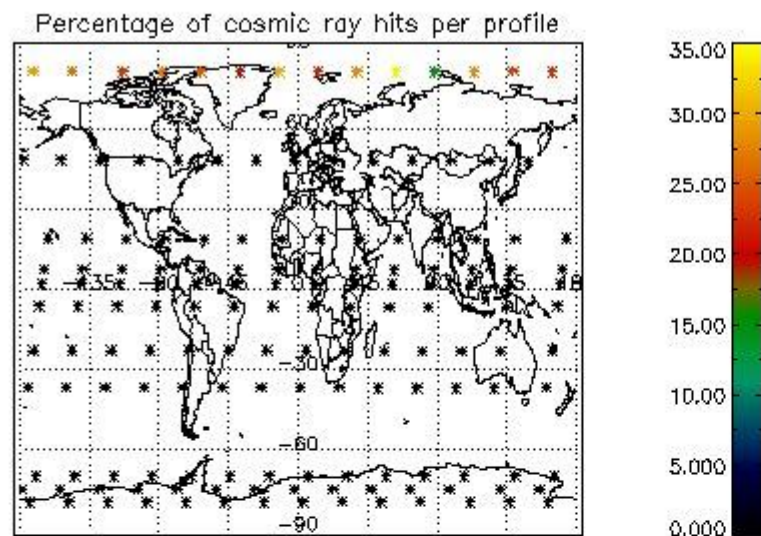
Percentage of star falling outside central band per profile



Percentage of saturation errors per profile



4.2.2 Plot level 1 quality information per product (world map): ENVISAT DESCENDING passes



5. Trace gas profiles

5.1 Ozone statistics based on quality of products

The final quality of the products can be "measured" using the STD (Standard Deviation) attached to every point profile. This information is written to the parameter GOM_NL__2P/NL_LOCAL_SPECIES_DENSITY/o3_std of the level 2 products. The table below shows the statistics for given STD ranges.

The statistics are given with respect to the overall valid production:

- Products without fatal errors: GOM_NL__2P/MPH/PRODUCT_ERR=0
- Valid point profile: GOM_NL__2P/NL_LOCAL_SPECIES_DENSITY/pcd(0)=0

The 'Criteria' is applied to valid points of dark limb products:

- Products in dark limb illumination condition: GOM_NL__2P/NL_SUMMARY_QUALITY/obs_ill_cond=0
- Products without fatal errors: GOM_NL__2P/MPH/PRODUCT_ERR=0
- Valid point profile: GOM_NL__2P/NL_LOCAL_SPECIES_DENSITY/pcd(0)=0

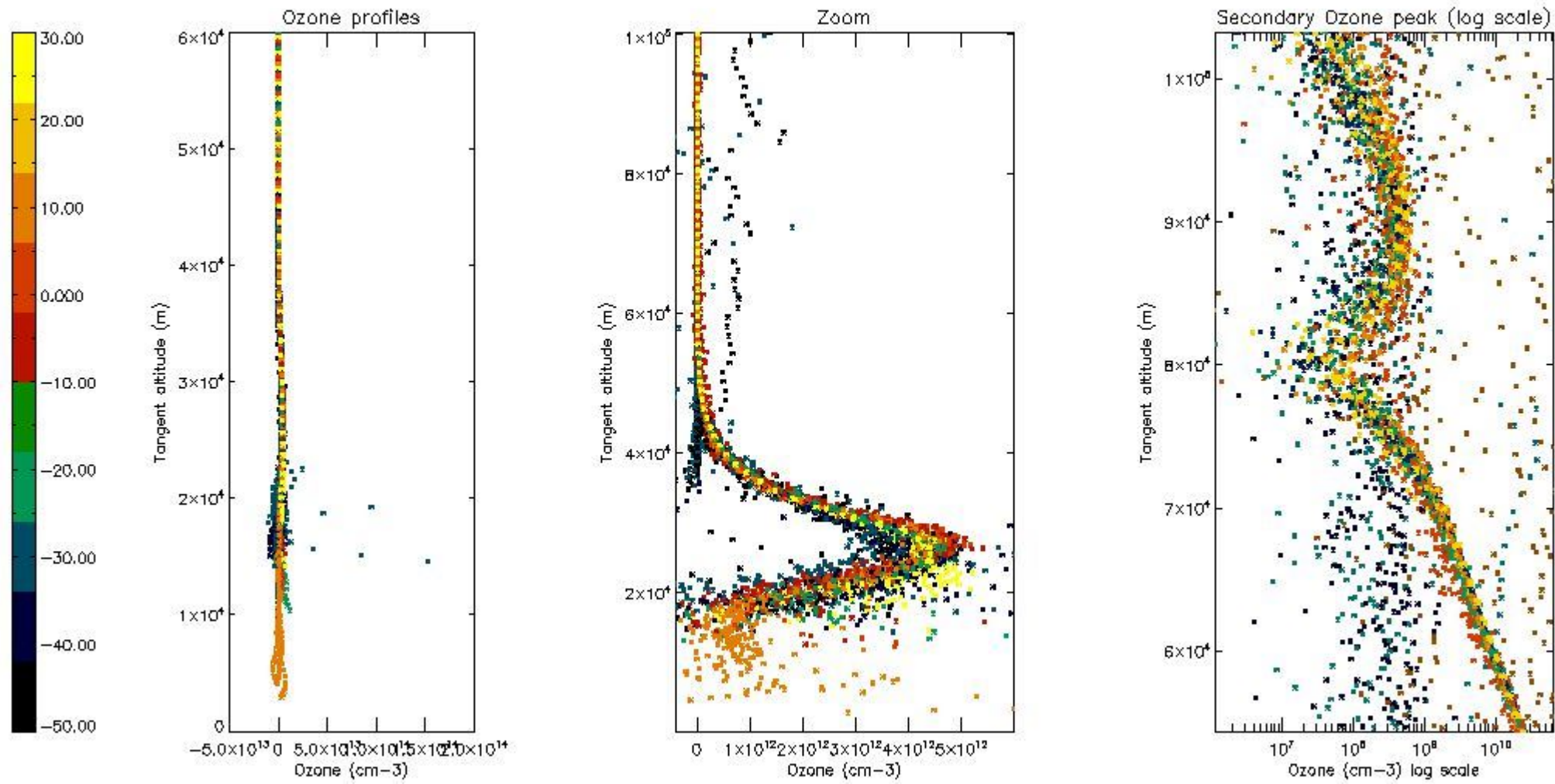
So, the table below shows the percentage of dark limb and valid observations for each criteria with respect to the overall valid daily observations.

Criteria	% of total production
All STD	34
STD < 20	15

STD < 10	11
STD < 5	7

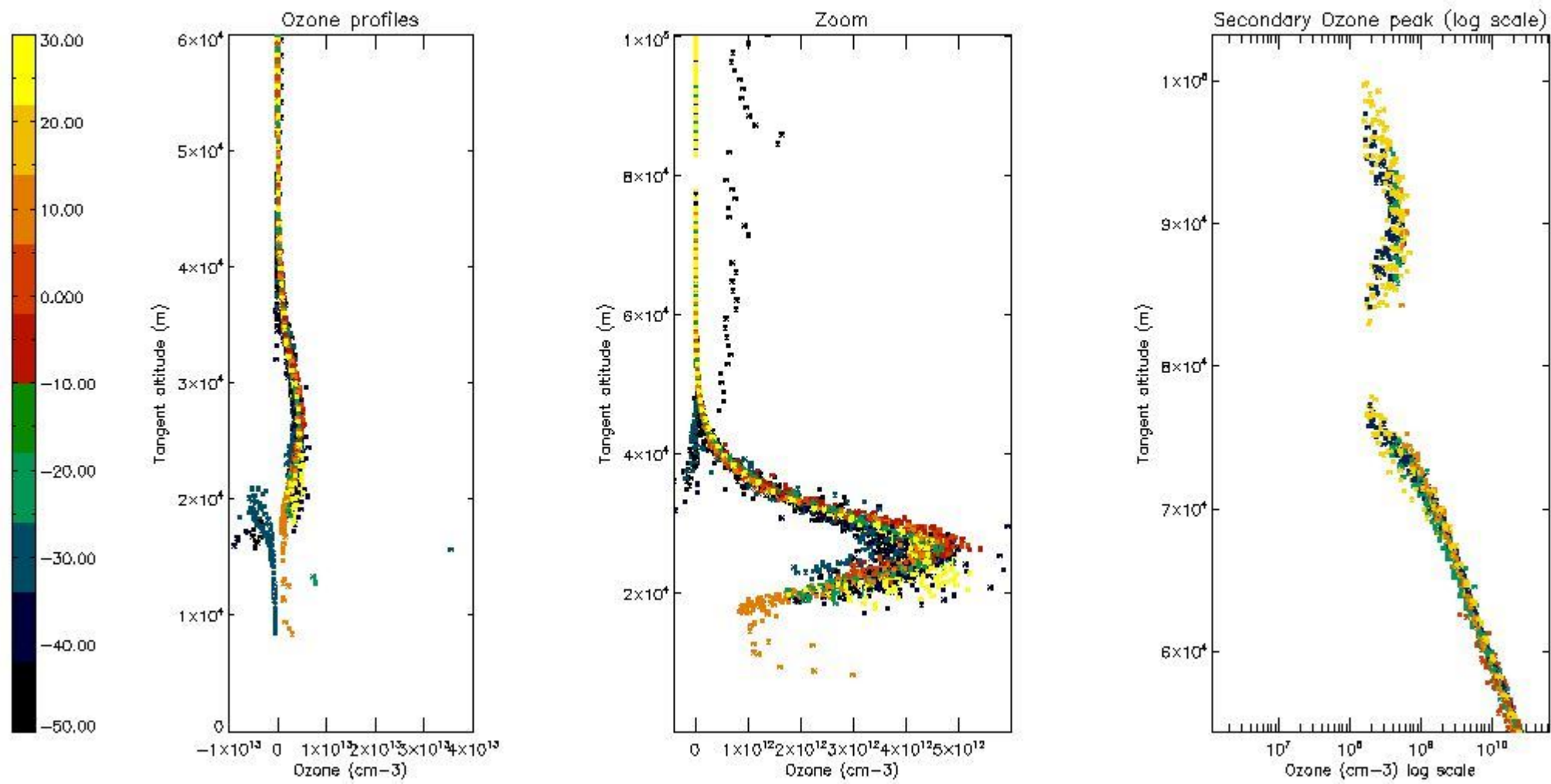
5.2 Plot ozone profiles for all STD (dark without errors)

The colorbar represents the latitude.



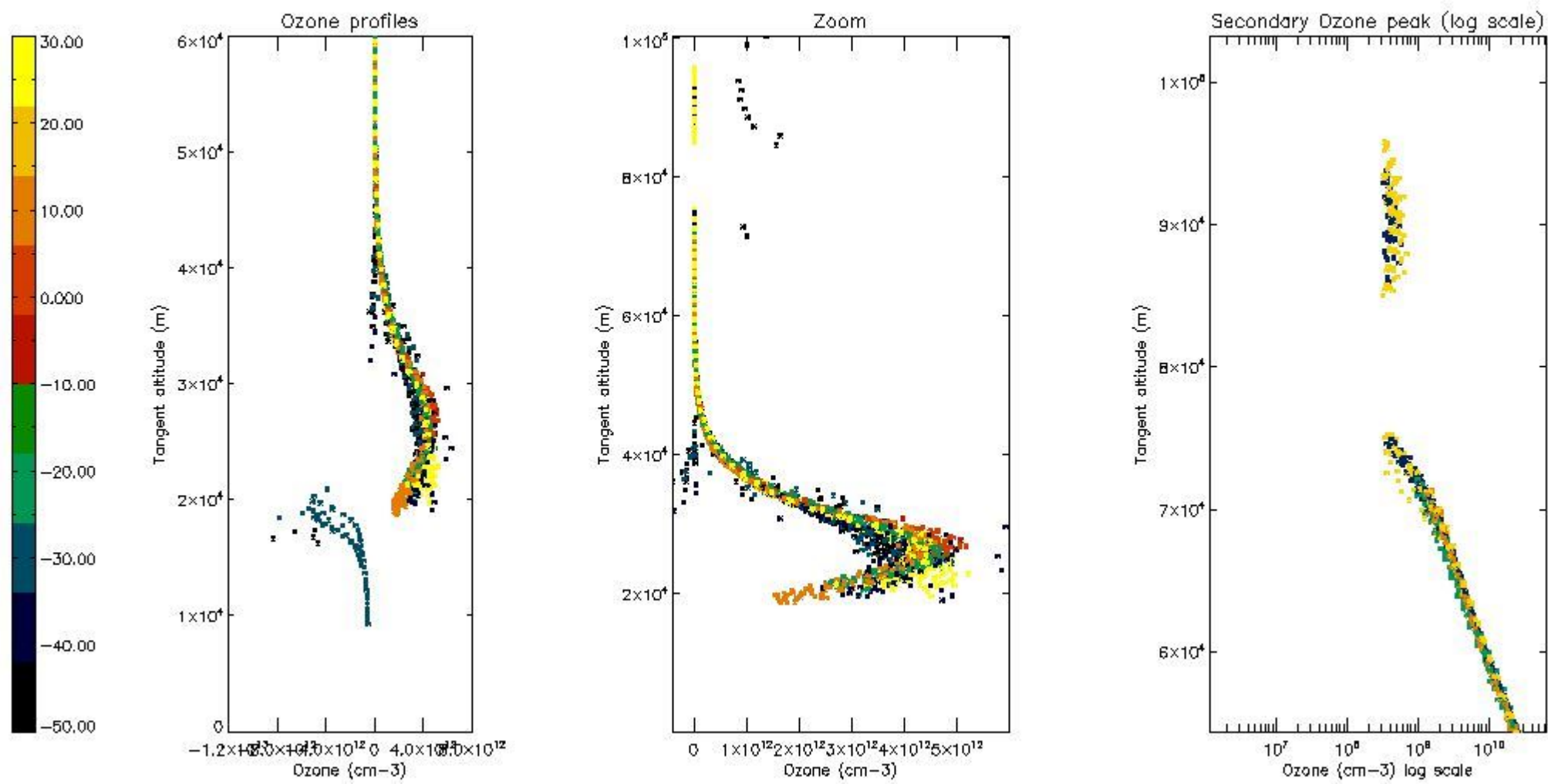
5.3 Plot ozone profiles where STD < 20% (dark without errors)

The colorbar represents the latitude.



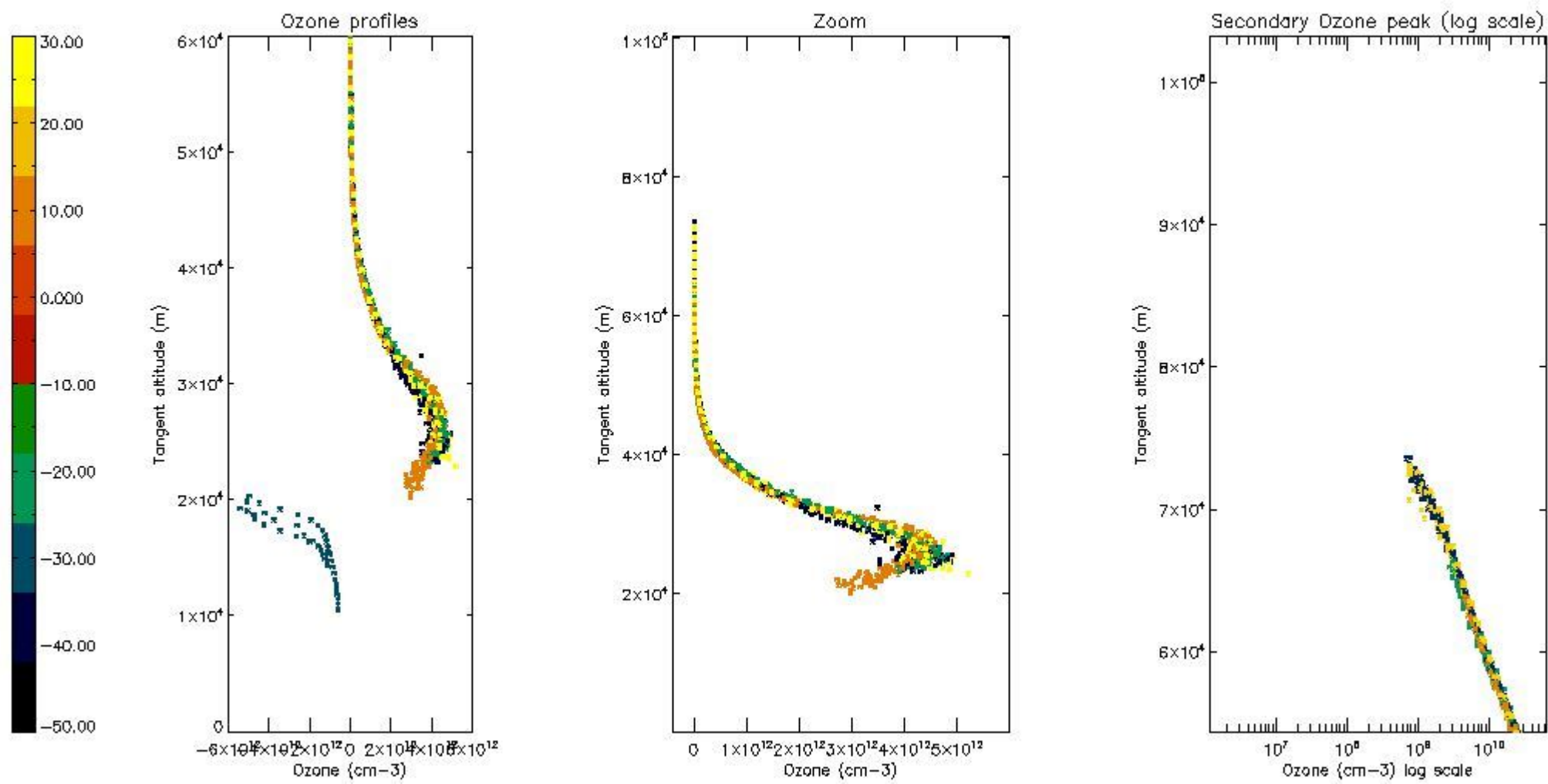
5.4 Plot ozone profiles where $STD < 10\%$ (dark without errors)

The colorbar represents the latitude.



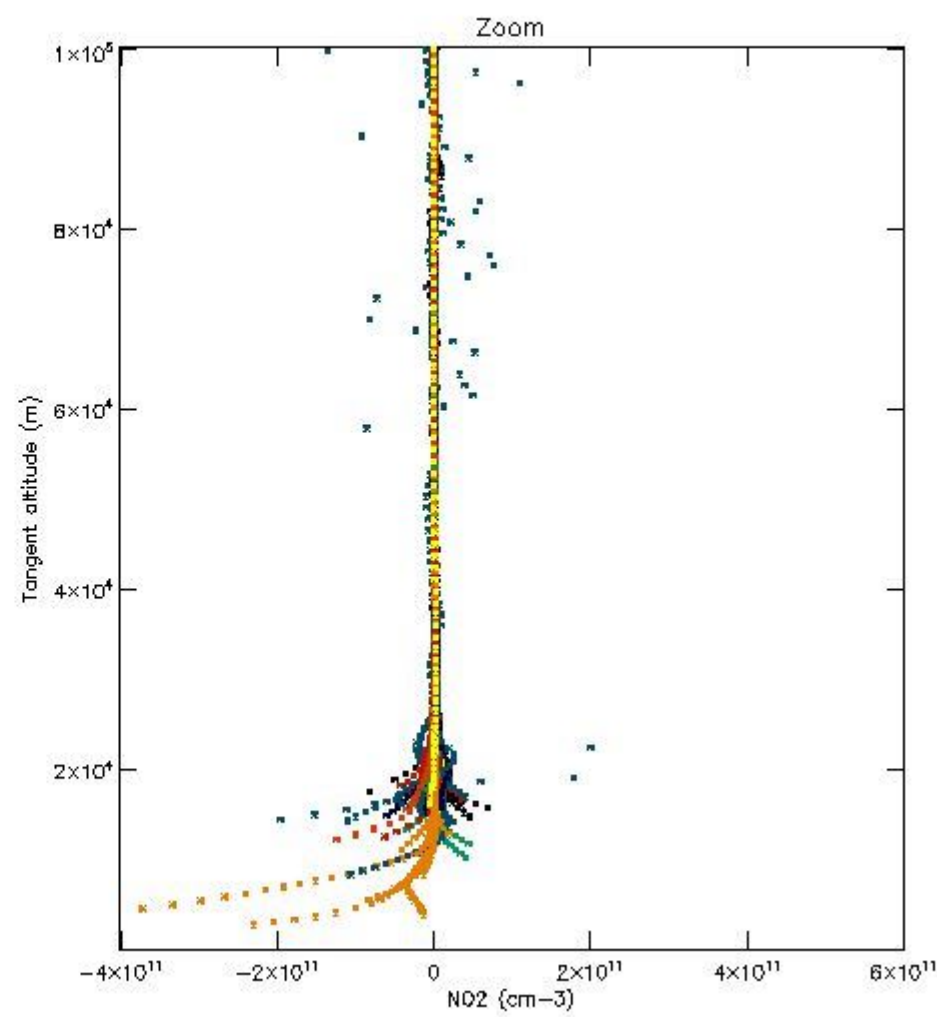
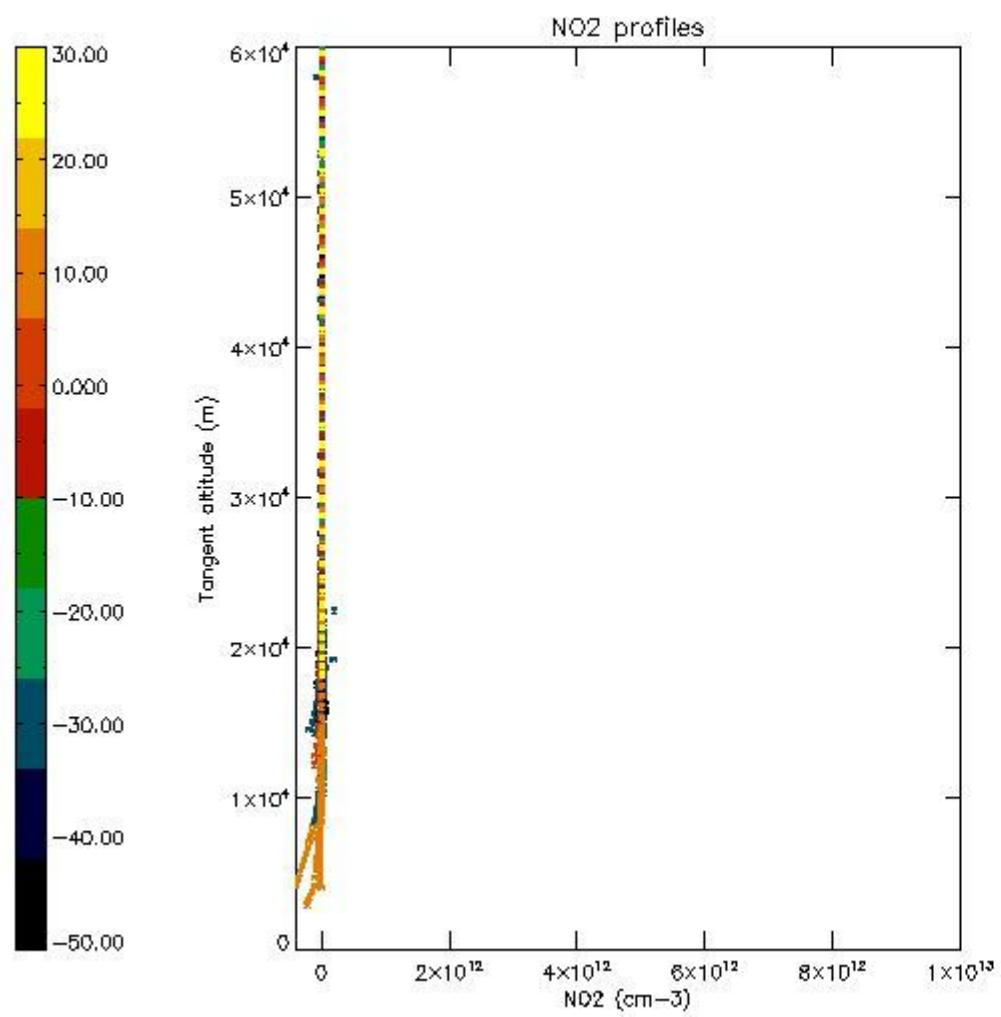
5.5 Plot ozone profiles where STD < 5% (dark without errors)

The colorbar represents the latitude.



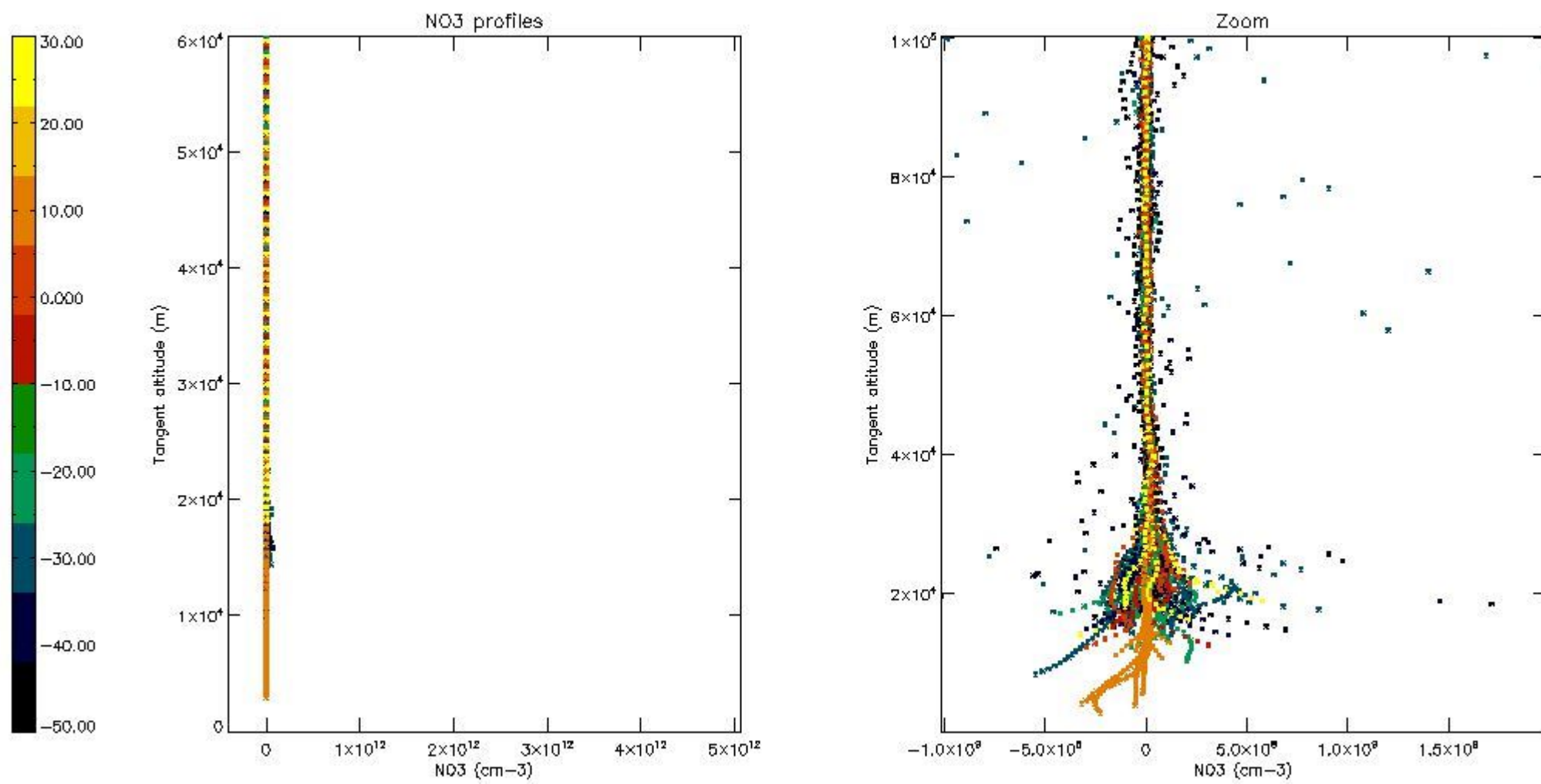
5.6 Plot NO₂ profiles for all STD (dark without errors)

The colorbar represents the latitude.



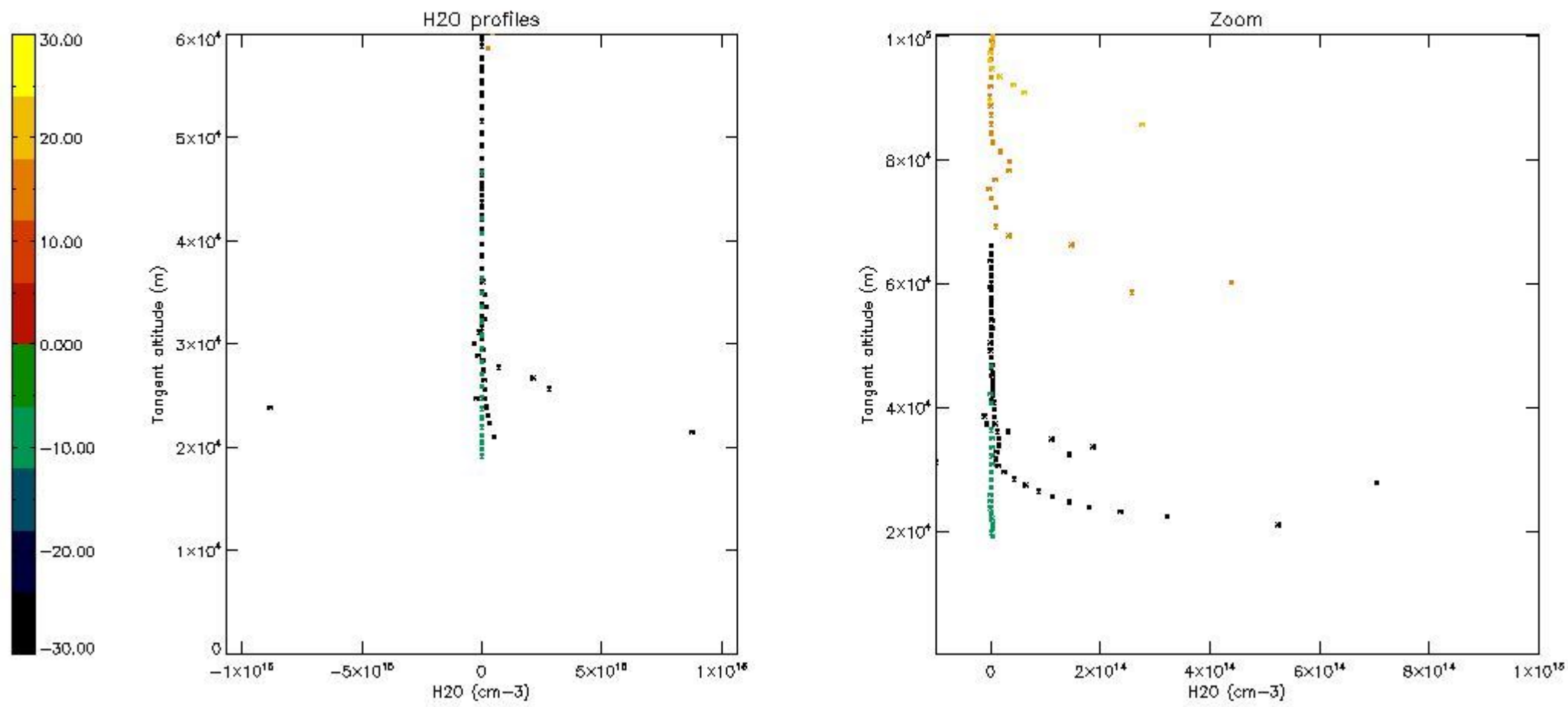
5.7 Plot NO3 profiles for all STD (dark without errors)

The colorbar represents the latitude.



5.8 Plot H2O profiles for all STD (only for occultations of stars 1,2,3,4,13,14,16,26,63 dark without errors)

The colorbar represents the latitude.



6. Auxiliary Data Files used for the production reported in section 2

The number reported in the third column indicates since which file (see list in section 2) the corresponding auxiliary file has been used. The fourth column is the date of those product files.

Type	Auxiliary Filename	Used since product	Used since product date
INST_PHYS_CHARACTERISTICS	GOM_INS_AXVIEC20091111_143220_20030716_120000_20500101_000000	1	19-MAR-2010 00:01:20
LEVEL-2_PROC_CONFIG	GOM_PR2_AXVIEC20091111_152718_20020301_000000_20500101_000000	1	19-MAR-2010 00:01:20
CROSS_SECTIONS_FILE	GOM_CRS_AXVIEC20091111_154832_20020301_000000_20500101_000000	1	19-MAR-2010 00:01:20

GOMOS Level 2 Daily Report

SUMMARY

[1. General Info](#)

[2. Summary of processed GOM_NL_2P products](#)

[3. Level 2 Quality information per product](#)

[3.1 Plot of level 2 quality information per product \(time dependant\)](#)

[3.2 Plot of level 2 quality information per product \(world map\)](#)

[4. Level 1 Quality information per product \(stored on level 2 products\)](#)

[4.1 Plot of level 1 quality information per product \(time dependant\)](#)

[4.1.1 Plot of level 1 quality information per product \(time dependant\): ASCENDING](#)

[4.1.2 Plot of level 1 quality information per product \(time dependant\): DESCENDING](#)

[4.2 Plot of level 1 quality information per product \(world map\)](#)

[4.2.1 Plot of level 1 quality information per product \(world map\): ASCENDING](#)

[4.2.2 Plot of level 1 quality information per product \(world map\): DESCENDING](#)

[5. Ozone profiles based on quality statistics and other trace gas profiles](#)

[5.1 Ozone statistics based on quality of products](#)

[5.2 Plot ozone profiles for all STD \(dark without errors\)](#)

[5.3 Plot ozone profiles where STD < 20% \(dark without errors\)](#)

[5.4. Plot ozone profiles where STD < 10% \(dark without errors\)](#)

[5.5. Plot ozone profiles where STD < 5% \(dark without errors\)](#)

[5.6 Plot NO2 profiles for all STD \(dark without errors\)](#)

[5.7 Plot NO3 profiles for all STD \(dark without errors\)](#)

[5.8 Plot H2O profiles \(only for occultations of stars 1,2,3,4,13,14,16,26,63 dark without errors\) for all STD](#)

[6. Auxiliary Data Files used for the production reported in section 2](#)

This report presents the daily analysis on parameters extracted from GOMOS level 2 data (GOM_NL__2P). It is intended to monitor some important parameters that will impact the quality of these products. A list of level 2 products (and content) that have arrived during the reporting day to the PCF is also given.

Item	Value
Time of report generation	29APR2013 08:38:59
Data source version	GOMOS/6.01
Start time of products	19-03-2010 (19MAR2010 00:00:00)
Stop time of products	20-03-2010 (20MAR2010 00:00:00)
Store outputs in DB	Yes
Nb of level 2 prods	344
Nb of prods with errors	0

2. Summary of processed GOM_NL__2P products.

Nr	Filename	UTC Start time	Limb	Duration	Star Id	Star Name	Star Mag	Star Temp	Nb Meas	Orbit	Prod. error
1	GOM_NL__2PRFIN20100319_000120_000000562087_00445_42082_0219.N1	19-MAR-2010 00:01:20	Dark	55.500	137	22Lam Sgr	2.8240	4400.0	111	42082	No
2	GOM_NL__2PRFIN20100319_000319_000000532087_00445_42082_0220.N1	19-MAR-2010 00:03:19	Dark	52.500	38	20Eps Sgr	1.8360	11000.	105	42082	No
3	GOM_NL__2PRFIN20100319_000908_000000432087_00446_42083_0207.N1	19-MAR-2010 00:09:08	Dark	42.500	141	Bet Ara	2.8400	4600.0	85	42083	No
4	GOM_NL__2PRFIN20100319_001247_000000372087_00446_42083_0208.N1	19-MAR-2010 00:12:47	Dark	37.000	134	Bet TrA	2.8100	6600.0	74	42083	No
5	GOM_NL__2PRFIN20100319_001529_000000532087_00446_42083_0209.N1	19-MAR-2010 00:15:29	Dark	53.000	4	Alp1Cen	-0.010000	5800.0	106	42083	No
6	GOM_NL__2PRFIN20100319_001736_000000462087_00446_42083_0210.N1	19-MAR-2010 00:17:36	Dark	46.000	78	Alp Lup	2.3040	28000.	92	42083	No
7	GOM_NL__2PRFIN20100319_001906_000000532087_00446_42083_0211.N1	19-MAR-2010 00:19:06	Straylight	52.500	81	Eta Cen	2.3560	28000.	105	42083	No
8	GOM_NL__2PRFIN20100319_002210_000000602087_00446_42083_0212.N1	19-MAR-2010 00:22:10	Straylight	60.000	54	5The Cen	2.0550	4500.0	120	42083	No
9	GOM_NL__2PRFIN20100319_002351_000000492087_00446_42083_0213.N1	19-MAR-2010 00:23:51	Straylight	49.000	123	lot Cen	2.7500	10200.	98	42083	No
10	GOM_NL__2PRFIN20100319_002928_000000542087_00446_42083_0214.N1	19-MAR-2010 00:29:28	Straylight	53.500	106	9Bet Crv	2.6480	5600.0	107	42083	No
11	GOM_NL__2PRFIN20100319_003143_000000492087_00446_42083_0215.N1	19-MAR-2010 00:31:43	Twilight_stray	49.000	100	4Gam Crv	2.5800	13100.	98	42083	No
12	GOM_NL__2PRFIN20100319_004234_000000462087_00446_42083_0216.N1	19-MAR-2010 00:42:34	Bright	45.500	62	94Bet Leo	2.1360	9700.0	91	42083	No
13	GOM_NL__2PRFIN20100319_005050_000000402087_00446_42083_0217.N1	19-MAR-2010 00:50:50	Bright	40.000	174	52Psi UMa	3.0040	4400.0	80	42083	No
14	GOM_NL__2PRFIN20100319_005403_000000382087_00446_42083_0218.N1	19-MAR-2010 00:54:03	Bright	38.000	82	48Bet UMa	2.3650	10600.	76	42083	No
15	GOM_NL__2PRFIN20100319_005533_000000422087_00446_42083_0219.N1	19-MAR-2010 00:55:33	Bright	42.000	36	50Alp UMa	1.8000	6300.0	84	42083	No
16	GOM_NL__2PRFIN20100319_005758_000000492087_00446_42083_0220.N1	19-MAR-2010 00:57:58	Bright	49.000	55	79Zet UMa	2.0600	10200.	98	42083	No
17	GOM_NL__2PRFIN20100319_010233_000000422087_00446_42083_0221.N1	19-MAR-2010 01:02:33	Bright	41.500	60	7Bet UMi	2.0810	3950.0	83	42083	No
18	GOM_NL__2PRFIN20100319_010627_000000502087_00446_42083_0222.N1	19-MAR-2010 01:06:27	Bright	50.000	119	14Eta Dra	2.7270	4700.0	100	42083	No
19	GOM_NL__2PRFIN20100319_011602_000000362087_00446_42083_0223.N1	19-MAR-2010 01:16:02	Bright	35.500	19	50Alp Cyg	1.2460	10500.	71	42083	No
20	GOM_NL__2PRFIN20100319_011737_000000562087_00446_42083_0224.N1	19-MAR-2010 01:17:37	Bright	56.000	66	37Gam Cyg	2.2080	5900.0	112	42083	No
21	GOM_NL__2PRFIN20100319_011922_000000412087_00446_42083_0225.N1	19-MAR-2010 01:19:22	Bright	41.000	92	53Eps Cyg	2.5000	4500.0	82	42083	No
22	GOM_NL__2PRFIN20100319_012755_000000552087_00446_42083_0226.N1	19-MAR-2010 01:27:55	Twilight_stray	54.500	11	53Alp Aql	0.76500	8000.0	109	42083	No
23	GOM_NL__2PRFIN20100319_013820_000000472087_00446_42083_0227.N1	19-MAR-2010 01:38:20	Dark	47.000	155	41Pi Sgr	2.9000	6600.0	94	42083	No
24	GOM_NL__2PRFIN20100319_014157_000000572087_00446_42083_0228.N1	19-MAR-2010 01:41:57	Dark	57.000	137	22Lam Sgr	2.8240	4400.0	114	42083	No
25	GOM_NL__2PRFIN20100319_014356_000000492087_00446_42083_0229.N1	19-MAR-2010 01:43:56	Dark	49.000	38	20Eps Sgr	1.8360	11000.	98	42083	No
26	GOM_NL__2PRFIN20100319_014945_000000452087_00447_42084_0222.N1	19-MAR-2010 01:49:45	Dark	44.500	141	Bet Ara	2.8400	4600.0	89	42084	No
27	GOM_NL__2PRFIN20100319_015323_000000402087_00447_42084_0223.N1	19-MAR-2010 01:53:23	Dark	39.500	134	Bet TrA	2.8100	6600.0	79	42084	No
28	GOM_NL__2PRFIN20100319_015606_000000432087_00447_42084_0224.N1	19-MAR-2010 01:56:06	Dark	43.000	4	Alp1Cen	-0.010000	5800.0	86	42084	No
29	GOM_NL__2PRFIN20100319_015812_000000472087_00447_42084_0225.N1	19-MAR-2010 01:58:12	Dark	46.500	78	Alp Lup	2.3040	28000.	93	42084	No
30	GOM_NL__2PRFIN20100319_015942_000000502087_00447_42084_0226.N1	19-MAR-2010 01:59:42	Straylight	50.000	81	Eta Cen	2.3560	28000.	100	42084	No
31	GOM_NL__2PRFIN20100319_020246_000000582087_00447_42084_0227.N1	19-MAR-2010 02:02:46	Straylight	57.500	54	5The Cen	2.0550	4500.0	115	42084	No
32	GOM_NL__2PRFIN20100319_020428_000000492087_00447_42084_0228.N1	19-MAR-2010 02:04:28	Straylight	49.000	123	lot Cen	2.7500	10200.	98	42084	No
33	GOM_NL__2PRFIN20100319_021004_000000532087_00447_42084_0229.N1	19-MAR-2010 02:10:04	Straylight	52.500	106	9Bet Crv	2.6480	5600.0	105	42084	No
34	GOM_NL__2PRFIN20100319_021219_000000482087_00447_42084_0230.N1	19-MAR-2010 02:12:19	Twilight_stray	48.000	100	4Gam Crv	2.5800	13100.	96	42084	No
35	GOM_NL__2PRFIN20100319_022309_000000452087_00447_42084_0231.N1	19-MAR-2010 02:23:09	Bright	45.000	62	94Bet Leo	2.1360	9700.0	90	42084	No
36	GOM_NL__2PRFIN20100319_023125_000000392087_00447_42084_0232.N1	19-MAR-2010 02:31:25	Bright	38.500	174	52Psi UMa	3.0040	4400.0	77	42084	No
37	GOM_NL__2PRFIN20100319_023439_000000392087_00447_42084_0233.N1	19-MAR-2010 02:34:39	Bright	38.500	82	48Bet UMa	2.3650	10600.	77	42084	No
38	GOM_NL__2PRFIN20100319_023609_000000372087_00447_42084_0234.N1	19-MAR-2010 02:36:09	Bright	37.000	36	50Alp UMa	1.8000	6300.0	74	42084	No
39	GOM_NL__2PRFIN20100319_023833_000000482087_00447_42084_0235.N1	19-MAR-2010 02:38:33	Bright	48.000	55	79Zet UMa	2.0600	10200.	96	42084	No
40	GOM_NL__2PRFIN20100319_024308_000000372087_00447_42084_0236.N1	19-MAR-2010 02:43:08	Bright	37.000	60	7Bet UMi	2.0810	3950.0	74	42084	No
41	GOM_NL__2PRFIN20100319_024703_000000492087_00447_42084_0237.N1	19-MAR-2010 02:47:03	Bright	49.000	119	14Eta Dra	2.7270	4700.0	98	42084	No
42	GOM_NL__2PRFIN20100319_025638_000000362087_00447_42084_0238.N1	19-MAR-2010 02:56:38	Bright	35.500	19	50Alp Cyg	1.2460	10500.	71	42084	No

43	GOM_NL__2PRFIN20100319_025813_000000372087_00447_42084_0239.N1	19-MAR-2010 02:58:13	Bright	36.500	66	37Gam Cyg	2.2080	5900.0	73	42084	No
44	GOM_NL__2PRFIN20100319_025958_000000352087_00447_42084_0240.N1	19-MAR-2010 02:59:58	Bright	35.000	92	53Eps Cyg	2.5000	4500.0	70	42084	No
45	GOM_NL__2PRFIN20100319_030831_000000582087_00447_42084_0241.N1	19-MAR-2010 03:08:31	Twilight	58.000	11	53Alp Aql	0.76500	8000.0	116	42084	No
46	GOM_NL__2PRFIN20100319_031858_000000472087_00447_42084_0242.N1	19-MAR-2010 03:18:58	Dark	46.500	155	41Pi Sgr	2.9000	6600.0	93	42084	No
47	GOM_NL__2PRFIN20100319_032102_000000462087_00447_42084_0243.N1	19-MAR-2010 03:21:02	Dark	46.000	57	34Sig Sgr	2.0660	26000.	92	42084	No
48	GOM_NL__2PRFIN20100319_032234_000000562087_00447_42084_0244.N1	19-MAR-2010 03:22:34	Dark	55.500	137	22Lam Sgr	2.8240	4400.0	111	42084	No
49	GOM_NL__2PRFIN20100319_032433_000000562087_00447_42084_0245.N1	19-MAR-2010 03:24:33	Dark	55.500	38	20Eps Sgr	1.8360	11000.	111	42084	No
50	GOM_NL__2PRFIN20100319_033022_000000442087_00448_42085_0230.N1	19-MAR-2010 03:30:22	Dark	43.500	141	Bet Ara	2.8400	4600.0	87	42085	No
51	GOM_NL__2PRFIN20100319_033359_000000402087_00448_42085_0231.N1	19-MAR-2010 03:33:59	Dark	39.500	134	Bet TrA	2.8100	6600.0	79	42085	No
52	GOM_NL__2PRFIN20100319_033642_000000432087_00448_42085_0232.N1	19-MAR-2010 03:36:42	Dark	43.000	4	Alp1Cen	-0.010000	5800.0	86	42085	No
53	GOM_NL__2PRFIN20100319_033849_000000462087_00448_42085_0233.N1	19-MAR-2010 03:38:49	Dark	45.500	78	Alp Lup	2.3040	28000.	91	42085	No
54	GOM_NL__2PRFIN20100319_034019_000000492087_00448_42085_0234.N1	19-MAR-2010 03:40:19	Straylight	49.000	81	Eta Cen	2.3560	28000.	98	42085	No
55	GOM_NL__2PRFIN20100319_034323_000000562087_00448_42085_0235.N1	19-MAR-2010 03:43:23	Straylight	55.500	54	5The Cen	2.0550	4500.0	111	42085	No
56	GOM_NL__2PRFIN20100319_034505_000000492087_00448_42085_0236.N1	19-MAR-2010 03:45:05	Straylight	48.500	123	lot Cen	2.7500	10200.	97	42085	No
57	GOM_NL__2PRFIN20100319_035040_000000532087_00448_42085_0237.N1	19-MAR-2010 03:50:40	Straylight	53.000	106	9Bet Crv	2.6480	5600.0	106	42085	No
58	GOM_NL__2PRFIN20100319_035255_000000472087_00448_42085_0238.N1	19-MAR-2010 03:52:55	Twilight	47.000	100	4Gam Crv	2.5800	13100.	94	42085	No
59	GOM_NL__2PRFIN20100319_040345_000000462087_00448_42085_0239.N1	19-MAR-2010 04:03:45	Bright	46.000	62	94Bet Leo	2.1360	9700.0	92	42085	No
60	GOM_NL__2PRFIN20100319_041201_000000402087_00448_42085_0240.N1	19-MAR-2010 04:12:01	Bright	39.500	174	52Psi UMa	3.0040	4400.0	79	42085	No
61	GOM_NL__2PRFIN20100319_041515_000000382087_00448_42085_0241.N1	19-MAR-2010 04:15:15	Bright	38.000	82	48Bet UMa	2.3650	10600.	76	42085	No
62	GOM_NL__2PRFIN20100319_041645_000000402087_00448_42085_0242.N1	19-MAR-2010 04:16:45	Bright	40.000	36	50Alp UMa	1.8000	6300.0	80	42085	No
63	GOM_NL__2PRFIN20100319_041908_000000492087_00448_42085_0243.N1	19-MAR-2010 04:19:08	Bright	49.000	55	79Zet UMa	2.0600	10200.	98	42085	No
64	GOM_NL__2PRFIN20100319_042344_000000382087_00448_42085_0244.N1	19-MAR-2010 04:23:44	Bright	38.000	60	7Bet UMi	2.0810	3950.0	76	42085	No
65	GOM_NL__2PRFIN20100319_042738_000000512087_00448_42085_0245.N1	19-MAR-2010 04:27:38	Bright	50.500	119	14Eta Dra	2.7270	4700.0	101	42085	No
66	GOM_NL__2PRFIN20100319_043714_000000382087_00448_42085_0246.N1	19-MAR-2010 04:37:14	Bright	38.000	19	50Alp Cyg	1.2460	10500.	76	42085	No
67	GOM_NL__2PRFIN20100319_043849_000000412087_00448_42085_0247.N1	19-MAR-2010 04:38:49	Bright	40.500	66	37Gam Cyg	2.2080	5900.0	81	42085	No
68	GOM_NL__2PRFIN20100319_044034_000000392087_00448_42085_0248.N1	19-MAR-2010 04:40:34	Bright	38.500	92	53Eps Cyg	2.5000	4500.0	77	42085	No
69	GOM_NL__2PRFIN20100319_044908_000000562087_00448_42085_0249.N1	19-MAR-2010 04:49:08	Twilight	56.000	11	53Alp Aql	0.76500	8000.0	112	42085	No
70	GOM_NL__2PRFIN20100319_045934_000000482087_00448_42085_0250.N1	19-MAR-2010 04:59:34	Dark	47.500	155	41Pi Sgr	2.9000	6600.0	95	42085	No
71	GOM_NL__2PRFIN20100319_050139_000000482087_00448_42085_0251.N1	19-MAR-2010 05:01:39	Dark	47.500	57	34Sig Sgr	2.0660	26000.	95	42085	No
72	GOM_NL__2PRFIN20100319_050311_000000512087_00448_42085_0252.N1	19-MAR-2010 05:03:11	Dark	50.500	137	22Lam Sgr	2.8240	4400.0	101	42085	No
73	GOM_NL__2PRFIN20100319_050510_000000482087_00448_42085_0253.N1	19-MAR-2010 05:05:10	Dark	47.500	38	20Eps Sgr	1.8360	11000.	95	42085	No
74	GOM_NL__2PRFIN20100319_051058_000000422087_00449_42086_0240.N1	19-MAR-2010 05:10:58	Dark	41.500	141	Bet Ara	2.8400	4600.0	83	42086	No
75	GOM_NL__2PRFIN20100319_051435_000000402087_00449_42086_0241.N1	19-MAR-2010 05:14:35	Dark	40.000	134	Bet TrA	2.8100	6600.0	80	42086	No
76	GOM_NL__2PRFIN20100319_051719_000000572087_00449_42086_0242.N1	19-MAR-2010 05:17:19	Dark	57.000	4	Alp1Cen	-0.010000	5800.0	114	42086	No
77	GOM_NL__2PRFIN20100319_051926_000000492087_00449_42086_0243.N1	19-MAR-2010 05:19:26	Dark	49.000	78	Alp Lup	2.3040	28000.	98	42086	No
78	GOM_NL__2PRFIN20100319_052056_000000512087_00449_42086_0244.N1	19-MAR-2010 05:20:56	Straylight	50.500	81	Eta Cen	2.3560	28000.	101	42086	No
79	GOM_NL__2PRFIN20100319_052400_000000622087_00449_42086_0245.N1	19-MAR-2010 05:24:00	Straylight	62.000	54	5The Cen	2.0550	4500.0	124	42086	No
80	GOM_NL__2PRFIN20100319_052541_000000502087_00449_42086_0246.N1	19-MAR-2010 05:25:41	Straylight	49.500	123	lot Cen	2.7500	10200.	99	42086	No
81	GOM_NL__2PRFIN20100319_053117_000000512087_00449_42086_0247.N1	19-MAR-2010 05:31:17	Straylight	51.000	106	9Bet Crv	2.6480	5600.0	102	42086	No
82	GOM_NL__2PRFIN20100319_053331_000000502087_00449_42086_0248.N1	19-MAR-2010 05:33:31	Twilight	49.500	100	4Gam Crv	2.5800	13100.	99	42086	No
83	GOM_NL__2PRFIN20100319_054420_000000472087_00449_42086_0249.N1	19-MAR-2010 05:44:20	Bright	46.500	62	94Bet Leo	2.1360	9700.0	93	42086	No
84	GOM_NL__2PRFIN20100319_055237_000000382087_00449_42086_0250.N1	19-MAR-2010 05:52:37	Bright	38.000	174	52Psi UMa	3.0040	4400.0	76	42086	No
85	GOM_NL__2PRFIN20100319_055550_000000392087_00449_42086_0251.N1	19-MAR-2010 05:55:50	Bright	38.500	82	48Bet UMa	2.3650	10600.	77	42086	No
86	GOM_NL__2PRFIN20100319_055720_000000402087_00449_42086_0252.N1	19-MAR-2010 05:57:20	Bright	40.000	36	50Alp UMa	1.8000	6300.0	80	42086	No
87	GOM_NL__2PRFIN20100319_055944_000000472087_00449_42086_0253.N1	19-MAR-2010 05:59:44	Bright	47.000	55	79Zet UMa	2.0600	10200.	94	42086	No
88	GOM_NL__2PRFIN20100319_060419_000000432087_00449_42086_0254.N1	19-MAR-2010 06:04:19	Bright	42.500	60	7Bet UMi	2.0810	3950.0	85	42086	No
89	GOM_NL__2PRFIN20100319_060813_000000492087_00449_42086_0255.N1	19-MAR-2010 06:08:13	Bright	49.000	119	14Eta Dra	2.7270	4700.0	98	42086	No
90	GOM_NL__2PRFIN20100319_061750_000000512087_00449_42086_0256.N1	19-MAR-2010 06:17:50	Bright	50.500	19	50Alp Cyg	1.2460	10500.	101	42086	No
91	GOM_NL__2PRFIN20100319_061925_000000402087_00449_42086_0257.N1	19-MAR-2010 06:19:25	Bright	39.500	66	37Gam Cyg	2.2080	5900.0	79	42086	No
92	GOM_NL__2PRFIN20100319_062111_000000372087_00449_42086_0258.N1	19-MAR-2010 06:21:11	Bright	37.000	92	53Eps Cyg	2.5000	4500.0	74	42086	No
93	GOM_NL__2PRFIN20100319_062944_000000542087_00449_42086_0259.N1	19-MAR-2010 06:29:44	Twilight	54.000	11	53Alp Aql	0.76500	8000.0	108	42086	No
94	GOM_NL__2PRFIN20100319_064011_000000492087_00449_42086_0260.N1	19-MAR-2010 06:40:11	Dark	49.000	155	41Pi Sgr	2.9000	6600.0	98	42086	No
95	GOM_NL__2PRFIN20100319_064216_000000512087_00449_42086_0261.N1	19-MAR-2010 06:42:16	Dark	50.500	57	34Sig Sgr	2.0660	26000.	101	42086	No
96	GOM_NL__2PRFIN20100319_064348_000000512087_00449_42086_0262.N1	19-MAR-2010 06:43:48	Dark	51.000	137	22Lam Sgr	2.8240	4400.0	102	42086	No
97	GOM_NL__2PRFIN20100319_064547_000000542087_00449_42086_0263.N1	19-MAR-2010 06:45:47	Dark	54.000	38	20Eps Sgr	1.8360	11000.	108	42086	No
98	GOM_NL__2PRFIN20100319_065135_000000432087_00450_42087_0248.N1	19-MAR-2010 06:51:35	Dark	43.000	141	Bet Ara	2.8400	4600.0	86	42087	No
99	GOM_NL__2PRFIN20100319_065512_000000392087_00450_42087_0249.N1	19-MAR-2010 06:55:12	Dark	39.000	134	Bet TrA	2.8100	6600.0	78	42087	No
100	GOM_NL__2PRFIN20100319_065756_000000442087_00450_42087_0250.N1	19-MAR-2010 06:57:56	Dark	43.500	4	Alp1Cen	-0.010000	5800.0	87	42087	No
101	GOM_NL__2PRFIN20100319_070003_000000462087_00450_42087_0251.N1	19-MAR-2010 07:00:03	Dark	45.500	78	Alp Lup	2.3040	28000.	91	42087	No

102	GOM_NL__2PRFIN20100319_070133_000000482087_00450_42087_0252.N1	19-MAR-2010 07:01:33	Straylight	48.000	81	Eta Cen	2.3560	28000.	96	42087	No
103	GOM_NL__2PRFIN20100319_070437_000000602087_00450_42087_0253.N1	19-MAR-2010 07:04:37	Straylight	60.000	54	5The Cen	2.0550	4500.0	120	42087	No
104	GOM_NL__2PRFIN20100319_070618_000000462087_00450_42087_0254.N1	19-MAR-2010 07:06:18	Straylight	46.000	123	lot Cen	2.7500	10200.	92	42087	No
105	GOM_NL__2PRFIN20100319_071153_000000532087_00450_42087_0255.N1	19-MAR-2010 07:11:53	Straylight	53.000	106	9Bet Crv	2.6480	5600.0	106	42087	No
106	GOM_NL__2PRFIN20100319_071407_000000482087_00450_42087_0256.N1	19-MAR-2010 07:14:07	Tw_i_and_stray	48.000	100	4Gam Crv	2.5800	13100.	96	42087	No
107	GOM_NL__2PRFIN20100319_072456_000000462087_00450_42087_0257.N1	19-MAR-2010 07:24:56	Bright	45.500	62	94Bet Leo	2.1360	9700.0	91	42087	No
108	GOM_NL__2PRFIN20100319_073312_000000422087_00450_42087_0258.N1	19-MAR-2010 07:33:12	Bright	41.500	174	52Psi UMa	3.0040	4400.0	83	42087	No
109	GOM_NL__2PRFIN20100319_073626_000000392087_00450_42087_0259.N1	19-MAR-2010 07:36:26	Bright	38.500	82	48Bet UMa	2.3650	10600.	77	42087	No
110	GOM_NL__2PRFIN20100319_073757_000000402087_00450_42087_0260.N1	19-MAR-2010 07:37:57	Bright	39.500	36	50Alp UMa	1.8000	6300.0	79	42087	No
111	GOM_NL__2PRFIN20100319_074019_000000482087_00450_42087_0261.N1	19-MAR-2010 07:40:19	Bright	47.500	55	79Zet UMa	2.0600	10200.	95	42087	No
112	GOM_NL__2PRFIN20100319_074455_000000392087_00450_42087_0262.N1	19-MAR-2010 07:44:55	Bright	38.500	60	7Bet UMi	2.0810	3950.0	77	42087	No
113	GOM_NL__2PRFIN20100319_074849_000000502087_00450_42087_0263.N1	19-MAR-2010 07:48:49	Bright	50.000	119	14Eta Dra	2.7270	4700.0	100	42087	No
114	GOM_NL__2PRFIN20100319_075826_000000362087_00450_42087_0264.N1	19-MAR-2010 07:58:26	Bright	36.000	19	50Alp Cyg	1.2460	10500.	72	42087	No
115	GOM_NL__2PRFIN20100319_080001_000000402087_00450_42087_0265.N1	19-MAR-2010 08:00:01	Bright	39.500	66	37Gam Cyg	2.2080	5900.0	79	42087	No
116	GOM_NL__2PRFIN20100319_080147_000000362087_00450_42087_0266.N1	19-MAR-2010 08:01:47	Bright	35.500	92	53Eps Cyg	2.5000	4500.0	71	42087	No
117	GOM_NL__2PRFIN20100319_081020_000000522087_00450_42087_0267.N1	19-MAR-2010 08:10:20	Tw_i_and_stray	51.500	11	53Alp Aql	0.76500	8000.0	103	42087	No
118	GOM_NL__2PRFIN20100319_082048_000000492087_00450_42087_0268.N1	19-MAR-2010 08:20:48	Dark	48.500	155	41Pi Sgr	2.9000	6600.0	97	42087	No
119	GOM_NL__2PRFIN20100319_082253_000000492087_00450_42087_0269.N1	19-MAR-2010 08:22:53	Dark	48.500	57	34Sig Sgr	2.0660	26000.	97	42087	No
120	GOM_NL__2PRFIN20100319_082426_000000562087_00450_42087_0270.N1	19-MAR-2010 08:24:26	Dark	56.000	137	22Lam Sgr	2.8240	4400.0	112	42087	No
121	GOM_NL__2PRFIN20100319_082624_000000502087_00450_42087_0271.N1	19-MAR-2010 08:26:24	Dark	49.500	38	20Eps Sgr	1.8360	11000.	99	42087	No
122	GOM_NL__2PRFIN20100319_083212_000000442087_00451_42088_0256.N1	19-MAR-2010 08:32:12	Dark	44.000	141	Bet Ara	2.8400	4600.0	88	42088	No
123	GOM_NL__2PRFIN20100319_083548_000000402087_00451_42088_0257.N1	19-MAR-2010 08:35:48	Dark	40.000	134	Bet TrA	2.8100	6600.0	80	42088	No
124	GOM_NL__2PRFIN20100319_083832_000000462087_00451_42088_0258.N1	19-MAR-2010 08:38:32	Dark	46.000	4	Alp1Cen	-0.010000	5800.0	92	42088	No
125	GOM_NL__2PRFIN20100319_084040_000000512087_00451_42088_0259.N1	19-MAR-2010 08:40:40	Dark	51.000	78	Alp Lup	2.3040	28000.	102	42088	No
126	GOM_NL__2PRFIN20100319_084210_000000522087_00451_42088_0260.N1	19-MAR-2010 08:42:10	Straylight	52.000	81	Eta Cen	2.3560	28000.	104	42088	No
127	GOM_NL__2PRFIN20100319_084514_000000552087_00451_42088_0261.N1	19-MAR-2010 08:45:14	Straylight	55.000	54	5The Cen	2.0550	4500.0	110	42088	No
128	GOM_NL__2PRFIN20100319_084654_000000482087_00451_42088_0262.N1	19-MAR-2010 08:46:54	Straylight	48.000	123	lot Cen	2.7500	10200.	96	42088	No
129	GOM_NL__2PRFIN20100319_085229_000000532087_00451_42088_0263.N1	19-MAR-2010 08:52:29	Straylight	52.500	106	9Bet Crv	2.6480	5600.0	105	42088	No
130	GOM_NL__2PRFIN20100319_085443_000000482087_00451_42088_0264.N1	19-MAR-2010 08:54:43	Tw_i_and_stray	47.500	100	4Gam Crv	2.5800	13100.	95	42088	No
131	GOM_NL__2PRFIN20100319_090532_000000642087_00451_42088_0265.N1	19-MAR-2010 09:05:32	Bright	64.000	62	94Bet Leo	2.1360	9700.0	128	42088	No
132	GOM_NL__2PRFIN20100319_091348_000000402087_00451_42088_0266.N1	19-MAR-2010 09:13:48	Bright	40.000	174	52Psi UMa	3.0040	4400.0	80	42088	No
133	GOM_NL__2PRFIN20100319_091702_000000362087_00451_42088_0267.N1	19-MAR-2010 09:17:02	Bright	36.000	82	48Bet UMa	2.3650	10600.	72	42088	No
134	GOM_NL__2PRFIN20100319_091832_000000412087_00451_42088_0268.N1	19-MAR-2010 09:18:32	Bright	40.500	36	50Alp UMa	1.8000	6300.0	81	42088	No
135	GOM_NL__2PRFIN20100319_092054_000000472087_00451_42088_0269.N1	19-MAR-2010 09:20:54	Bright	47.000	55	79Zet UMa	2.0600	10200.	94	42088	No
136	GOM_NL__2PRFIN20100319_092531_000000362087_00451_42088_0270.N1	19-MAR-2010 09:25:31	Bright	36.000	60	7Bet UMi	2.0810	3950.0	72	42088	No
137	GOM_NL__2PRFIN20100319_092924_000000502087_00451_42088_0271.N1	19-MAR-2010 09:29:24	Bright	49.500	119	14Eta Dra	2.7270	4700.0	99	42088	No
138	GOM_NL__2PRFIN20100319_093902_000000362087_00451_42088_0272.N1	19-MAR-2010 09:39:02	Bright	36.000	19	50Alp Cyg	1.2460	10500.	72	42088	No
139	GOM_NL__2PRFIN20100319_094037_000000462087_00451_42088_0273.N1	19-MAR-2010 09:40:37	Bright	45.500	66	37Gam Cyg	2.2080	5900.0	91	42088	No
140	GOM_NL__2PRFIN20100319_094223_000000392087_00451_42088_0274.N1	19-MAR-2010 09:42:23	Bright	38.500	92	53Eps Cyg	2.5000	4500.0	77	42088	No
141	GOM_NL__2PRFIN20100319_095057_000000552087_00451_42088_0275.N1	19-MAR-2010 09:50:57	Tw_i_and_stray	54.500	11	53Alp Aql	0.76500	8000.0	109	42088	No
142	GOM_NL__2PRFIN20100319_100125_000000482087_00451_42088_0276.N1	19-MAR-2010 10:01:25	Dark	47.500	155	41Pi Sgr	2.9000	6600.0	95	42088	No
143	GOM_NL__2PRFIN20100319_100329_000000482087_00451_42088_0277.N1	19-MAR-2010 10:03:29	Dark	48.000	57	34Sig Sgr	2.0660	26000.	96	42088	No
144	GOM_NL__2PRFIN20100319_100503_000000522087_00451_42088_0278.N1	19-MAR-2010 10:05:03	Dark	52.000	137	22Lam Sgr	2.8240	4400.0	104	42088	No
145	GOM_NL__2PRFIN20100319_100701_000000482087_00451_42088_0279.N1	19-MAR-2010 10:07:01	Dark	48.000	38	20Eps Sgr	1.8360	11000.	96	42088	No
146	GOM_NL__2PRFIN20100319_101248_000000432087_00452_42089_0286.N1	19-MAR-2010 10:12:48	Dark	42.500	141	Bet Ara	2.8400	4600.0	85	42089	No
147	GOM_NL__2PRFIN20100319_101624_000000432087_00452_42089_0287.N1	19-MAR-2010 10:16:24	Dark	43.000	134	Bet TrA	2.8100	6600.0	86	42089	No
148	GOM_NL__2PRFIN20100319_101908_000000552087_00452_42089_0288.N1	19-MAR-2010 10:19:08	Dark	55.000	4	Alp1Cen	-0.010000	5800.0	110	42089	No
149	GOM_NL__2PRFIN20100319_102116_000000472087_00452_42089_0289.N1	19-MAR-2010 10:21:16	Dark	46.500	78	Alp Lup	2.3040	28000.	93	42089	No
150	GOM_NL__2PRFIN20100319_102246_000000502087_00452_42089_0290.N1	19-MAR-2010 10:22:46	Straylight	50.000	81	Eta Cen	2.3560	28000.	100	42089	No
151	GOM_NL__2PRFIN20100319_102550_000000612087_00452_42089_0291.N1	19-MAR-2010 10:25:50	Straylight	60.500	54	5The Cen	2.0550	4500.0	121	42089	No
152	GOM_NL__2PRFIN20100319_102730_000000492087_00452_42089_0292.N1	19-MAR-2010 10:27:30	Straylight	48.500	123	lot Cen	2.7500	10200.	97	42089	No
153	GOM_NL__2PRFIN20100319_103306_000000522087_00452_42089_0293.N1	19-MAR-2010 10:33:06	Straylight	52.000	106	9Bet Crv	2.6480	5600.0	104	42089	No
154	GOM_NL__2PRFIN20100319_103519_000000472087_00452_42089_0294.N1	19-MAR-2010 10:35:19	Tw_i_and_stray	47.000	100	4Gam Crv	2.5800	13100.	94	42089	No
155	GOM_NL__2PRFIN20100319_104607_000000452087_00452_42089_0295.N1	19-MAR-2010 10:46:07	Bright	45.000	62	94Bet Leo	2.1360	9700.0	90	42089	No
156	GOM_NL__2PRFIN20100319_105423_000000412087_00452_42089_0296.N1	19-MAR-2010 10:54:23	Bright	40.500	174	52Psi UMa	3.0040	4400.0	81	42089	No
157	GOM_NL__2PRFIN20100319_105737_000000362087_00452_42089_0297.N1	19-MAR-2010 10:57:37	Bright	36.000	82	48Bet UMa	2.3650	10600.	72	42089	No
158	GOM_NL__2PRFIN20100319_105908_000000552087_00452_42089_0298.N1	19-MAR-2010 10:59:08	Bright	55.000	36	50Alp UMa	1.8000	6300.0	110	42089	No
159	GOM_NL__2PRFIN20100319_110129_000000472087_00452_42089_0299.N1	19-MAR-2010 11:01:29	Bright	47.000	55	79Zet UMa	2.0600	10200.	94	42089	No
160	GOM_NL__2PRFIN20100319_110606_000000422087_00452_42089_0300.N1	19-MAR-2010 11:06:06	Bright	41.500	60	7Bet UMi	2.0810	3950.0	83	42089	No

161	GOM_NL__2PRFIN20100319_110959_000000512087_00452_42089_0301.N1	19-MAR-2010 11:09:59	Bright	50.500	119	14Eta Dra	2.7270	4700.0	101	42089	No
162	GOM_NL__2PRFIN20100319_111938_000000372087_00452_42089_0302.N1	19-MAR-2010 11:19:38	Bright	37.000	19	50Alp Cyg	1.2460	10500.	74	42089	No
163	GOM_NL__2PRFIN20100319_112113_000000412087_00452_42089_0303.N1	19-MAR-2010 11:21:13	Bright	40.500	66	37Gam Cyg	2.2080	5900.0	81	42089	No
164	GOM_NL__2PRFIN20100319_112259_000000432087_00452_42089_0304.N1	19-MAR-2010 11:22:59	Bright	42.500	92	53Eps Cyg	2.5000	4500.0	85	42089	No
165	GOM_NL__2PRFIN20100319_113133_000000522087_00452_42089_0305.N1	19-MAR-2010 11:31:33	Tw_i_and_stray	51.500	11	53Alp Aql	0.76500	8000.0	103	42089	No
166	GOM_NL__2PRFIN20100319_114202_000000462087_00452_42089_0306.N1	19-MAR-2010 11:42:02	Dark	46.000	155	41Pi Sgr	2.9000	6600.0	92	42089	No
167	GOM_NL__2PRFIN20100319_114406_000000492087_00452_42089_0307.N1	19-MAR-2010 11:44:06	Dark	48.500	57	34Sig Sgr	2.0660	26000.	97	42089	No
168	GOM_NL__2PRFIN20100319_114540_000000532087_00452_42089_0308.N1	19-MAR-2010 11:45:40	Dark	52.500	137	22Lam Sgr	2.8240	4400.0	105	42089	No
169	GOM_NL__2PRFIN20100319_114738_000000482087_00452_42089_0309.N1	19-MAR-2010 11:47:38	Dark	47.500	38	20Eps Sgr	1.8360	11000.	95	42089	No
170	GOM_NL__2PRFIN20100319_115325_000000432087_00453_42090_0294.N1	19-MAR-2010 11:53:25	Dark	43.000	141	Bet Ara	2.8400	4600.0	86	42090	No
171	GOM_NL__2PRFIN20100319_115701_000000392087_00453_42090_0295.N1	19-MAR-2010 11:57:01	Dark	39.000	134	Bet TrA	2.8100	6600.0	78	42090	No
172	GOM_NL__2PRFIN20100319_115945_000000432087_00453_42090_0296.N1	19-MAR-2010 11:59:45	Dark	42.500	4	Alp1Cen	-0.010000	5800.0	85	42090	No
173	GOM_NL__2PRFIN20100319_120153_000000462087_00453_42090_0297.N1	19-MAR-2010 12:01:53	Dark	46.000	78	Alp Lup	2.3040	28000.	92	42090	No
174	GOM_NL__2PRFIN20100319_120323_000000502087_00453_42090_0298.N1	19-MAR-2010 12:03:23	Straylight	50.000	81	Eta Cen	2.3560	28000.	100	42090	No
175	GOM_NL__2PRFIN20100319_120627_000000602087_00453_42090_0299.N1	19-MAR-2010 12:06:27	Straylight	59.500	54	5The Cen	2.0550	4500.0	119	42090	No
176	GOM_NL__2PRFIN20100319_120807_000000522087_00453_42090_0300.N1	19-MAR-2010 12:08:07	Straylight	51.500	123	lot Cen	2.7500	10200.	103	42090	No
177	GOM_NL__2PRFIN20100319_121342_000000502087_00453_42090_0301.N1	19-MAR-2010 12:13:42	Straylight	50.000	106	9Bet Crv	2.6480	5600.0	100	42090	No
178	GOM_NL__2PRFIN20100319_121555_000000462087_00453_42090_0302.N1	19-MAR-2010 12:15:55	Tw_i_and_stray	46.000	100	4Gam Crv	2.5800	13100.	92	42090	No
179	GOM_NL__2PRFIN20100319_122642_000000452087_00453_42090_0303.N1	19-MAR-2010 12:26:42	Bright	45.000	62	94Bet Leo	2.1360	9700.0	90	42090	No
180	GOM_NL__2PRFIN20100319_123459_000000402087_00453_42090_0304.N1	19-MAR-2010 12:34:59	Bright	40.000	174	52Psi UMa	3.0040	4400.0	80	42090	No
181	GOM_NL__2PRFIN20100319_123813_000000382087_00453_42090_0305.N1	19-MAR-2010 12:38:13	Bright	38.000	82	48Bet UMa	2.3650	10600.	76	42090	No
182	GOM_NL__2PRFIN20100319_123943_000000402087_00453_42090_0306.N1	19-MAR-2010 12:39:43	Bright	39.500	36	50Alp UMa	1.8000	6300.0	79	42090	No
183	GOM_NL__2PRFIN20100319_124204_000000472087_00453_42090_0307.N1	19-MAR-2010 12:42:04	Bright	47.000	55	79Zet UMa	2.0600	10200.	94	42090	No
184	GOM_NL__2PRFIN20100319_124642_000000422087_00453_42090_0308.N1	19-MAR-2010 12:46:42	Bright	42.000	60	7Bet UMi	2.0810	3950.0	84	42090	No
185	GOM_NL__2PRFIN20100319_125034_000000502087_00453_42090_0309.N1	19-MAR-2010 12:50:34	Bright	50.000	119	14Eta Dra	2.7270	4700.0	100	42090	No
186	GOM_NL__2PRFIN20100319_130014_000000392087_00453_42090_0310.N1	19-MAR-2010 13:00:14	Bright	39.000	19	50Alp Cyg	1.2460	10500.	78	42090	No
187	GOM_NL__2PRFIN20100319_130149_000000402087_00453_42090_0311.N1	19-MAR-2010 13:01:49	Bright	40.000	66	37Gam Cyg	2.2080	5900.0	80	42090	No
188	GOM_NL__2PRFIN20100319_130335_000000372087_00453_42090_0312.N1	19-MAR-2010 13:03:35	Bright	36.500	92	53Eps Cyg	2.5000	4500.0	73	42090	No
189	GOM_NL__2PRFIN20100319_131209_000000542087_00453_42090_0313.N1	19-MAR-2010 13:12:09	Tw_i_and_stray	53.500	11	53Alp Aql	0.76500	8000.0	107	42090	No
190	GOM_NL__2PRFIN20100319_132238_000000482087_00453_42090_0314.N1	19-MAR-2010 13:22:38	Dark	48.000	155	41Pi Sgr	2.9000	6600.0	96	42090	No
191	GOM_NL__2PRFIN20100319_132443_000000482087_00453_42090_0315.N1	19-MAR-2010 13:24:43	Dark	47.500	57	34Sig Sgr	2.0660	26000.	95	42090	No
192	GOM_NL__2PRFIN20100319_132617_000000632087_00453_42090_0316.N1	19-MAR-2010 13:26:17	Dark	62.500	137	22Lam Sgr	2.8240	4400.0	125	42090	No
193	GOM_NL__2PRFIN20100319_132815_000000472087_00453_42090_0317.N1	19-MAR-2010 13:28:15	Dark	47.000	38	20Eps Sgr	1.8360	11000.	94	42090	No
194	GOM_NL__2PRFIN20100319_133401_000000412087_00454_42091_0302.N1	19-MAR-2010 13:34:01	Dark	41.000	141	Bet Ara	2.8400	4600.0	82	42091	No
195	GOM_NL__2PRFIN20100319_133737_000000402087_00454_42091_0303.N1	19-MAR-2010 13:37:37	Dark	39.500	134	Bet TrA	2.8100	6600.0	79	42091	No
196	GOM_NL__2PRFIN20100319_134021_000000452087_00454_42091_0304.N1	19-MAR-2010 13:40:21	Dark	45.000	4	Alp1Cen	-0.010000	5800.0	90	42091	No
197	GOM_NL__2PRFIN20100319_134230_000000472087_00454_42091_0305.N1	19-MAR-2010 13:42:30	Dark	47.000	78	Alp Lup	2.3040	28000.	94	42091	No
198	GOM_NL__2PRFIN20100319_134359_000000532087_00454_42091_0306.N1	19-MAR-2010 13:43:59	Straylight	52.500	81	Eta Cen	2.3560	28000.	105	42091	No
199	GOM_NL__2PRFIN20100319_134703_000000602087_00454_42091_0307.N1	19-MAR-2010 13:47:03	Straylight	60.000	54	5The Cen	2.0550	4500.0	120	42091	No
200	GOM_NL__2PRFIN20100319_134844_000000492087_00454_42091_0308.N1	19-MAR-2010 13:48:44	Straylight	48.500	123	lot Cen	2.7500	10200.	97	42091	No
201	GOM_NL__2PRFIN20100319_135418_000000502087_00454_42091_0309.N1	19-MAR-2010 13:54:18	Straylight	50.000	106	9Bet Crv	2.6480	5600.0	100	42091	No
202	GOM_NL__2PRFIN20100319_135631_000000492087_00454_42091_0310.N1	19-MAR-2010 13:56:31	Tw_i_and_stray	48.500	100	4Gam Crv	2.5800	13100.	97	42091	No
203	GOM_NL__2PRFIN20100319_140718_000000442087_00454_42091_0311.N1	19-MAR-2010 14:07:18	Bright	44.000	62	94Bet Leo	2.1360	9700.0	88	42091	No
204	GOM_NL__2PRFIN20100319_141535_000000402087_00454_42091_0312.N1	19-MAR-2010 14:15:35	Bright	39.500	174	52Psi UMa	3.0040	4400.0	79	42091	No
205	GOM_NL__2PRFIN20100319_141849_000000382087_00454_42091_0313.N1	19-MAR-2010 14:18:49	Bright	37.500	82	48Bet UMa	2.3650	10600.	75	42091	No
206	GOM_NL__2PRFIN20100319_142019_000000402087_00454_42091_0314.N1	19-MAR-2010 14:20:19	Bright	39.500	36	50Alp UMa	1.8000	6300.0	79	42091	No
207	GOM_NL__2PRFIN20100319_142239_000000482087_00454_42091_0315.N1	19-MAR-2010 14:22:39	Bright	48.000	55	79Zet UMa	2.0600	10200.	96	42091	No
208	GOM_NL__2PRFIN20100319_142717_000000402087_00454_42091_0316.N1	19-MAR-2010 14:27:17	Bright	40.000	60	7Bet UMi	2.0810	3950.0	80	42091	No
209	GOM_NL__2PRFIN20100319_143110_000000512087_00454_42091_0317.N1	19-MAR-2010 14:31:10	Bright	50.500	119	14Eta Dra	2.7270	4700.0	101	42091	No
210	GOM_NL__2PRFIN20100319_144050_000000382087_00454_42091_0318.N1	19-MAR-2010 14:40:50	Bright	38.000	19	50Alp Cyg	1.2460	10500.	76	42091	No
211	GOM_NL__2PRFIN20100319_144225_000000382087_00454_42091_0319.N1	19-MAR-2010 14:42:25	Bright	38.000	66	37Gam Cyg	2.2080	5900.0	76	42091	No
212	GOM_NL__2PRFIN20100319_144411_000000352087_00454_42091_0320.N1	19-MAR-2010 14:44:11	Bright	34.500	92	53Eps Cyg	2.5000	4500.0	69	42091	No
213	GOM_NL__2PRFIN20100319_145246_000000522087_00454_42091_0321.N1	19-MAR-2010 14:52:46	Tw_i_and_stray	52.000	11	53Alp Aql	0.76500	8000.0	104	42091	No
214	GOM_NL__2PRFIN20100319_150315_000000472087_00454_42091_0322.N1	19-MAR-2010 15:03:15	Dark	47.000	155	41Pi Sgr	2.9000	6600.0	94	42091	No
215	GOM_NL__2PRFIN20100319_150520_000000452087_00454_42091_0323.N1	19-MAR-2010 15:05:20	Dark	45.000	57	34Sig Sgr	2.0660	26000.	90	42091	No
216	GOM_NL__2PRFIN20100319_150654_000000532087_00454_42091_0324.N1	19-MAR-2010 15:06:54	Dark	52.500	137	22Lam Sgr	2.8240	4400.0	105	42091	No
217	GOM_NL__2PRFIN20100319_150851_000000502087_00454_42091_0325.N1	19-MAR-2010 15:08:51	Dark	50.000	38	20Eps Sgr	1.8360	11000.	100	42091	No
218	GOM_NL__2PRFIN20100319_151438_000000432087_00455_42092_0310.N1	19-MAR-2010 15:14:38	Dark	43.000	141	Bet Ara	2.8400	4600.0	86	42092	No
219	GOM_NL__2PRFIN20100319_151814_000000402087_00455_42092_0311.N1	19-MAR-2010 15:18:14	Dark	39.500	134	Bet TrA	2.8100	6600.0	79	42092	No

220	GOM_NL__2PRFIN20100319_152058_000000562087_00455_42092_0312.N1	19-MAR-2010 15:20:58	Dark	55.500	4	Alp1Cen	-0.010000	5800.0	111	42092	No
221	GOM_NL__2PRFIN20100319_152306_000000482087_00455_42092_0313.N1	19-MAR-2010 15:23:06	Dark	47.500	78	Alp Lup	2.3040	28000.	95	42092	No
222	GOM_NL__2PRFIN20100319_152436_000000502087_00455_42092_0314.N1	19-MAR-2010 15:24:36	Straylight	50.000	81	Eta Cen	2.3560	28000.	100	42092	No
223	GOM_NL__2PRFIN20100319_152740_000000612087_00455_42092_0315.N1	19-MAR-2010 15:27:40	Straylight	60.500	54	5The Cen	2.0550	4500.0	121	42092	No
224	GOM_NL__2PRFIN20100319_152920_000000472087_00455_42092_0316.N1	19-MAR-2010 15:29:20	Straylight	47.000	123	lot Cen	2.7500	10200.	94	42092	No
225	GOM_NL__2PRFIN20100319_153454_000000502087_00455_42092_0317.N1	19-MAR-2010 15:34:54	Straylight	50.000	106	9Bet Crv	2.6480	5600.0	100	42092	No
226	GOM_NL__2PRFIN20100319_153707_000000472087_00455_42092_0318.N1	19-MAR-2010 15:37:07	Twi_and_stray	46.500	100	4Gam Crv	2.5800	13100.	93	42092	No
227	GOM_NL__2PRFIN20100319_154754_000000472087_00455_42092_0319.N1	19-MAR-2010 15:47:54	Bright	47.000	62	94Bet Leo	2.1360	9700.0	94	42092	No
228	GOM_NL__2PRFIN20100319_155610_000000382087_00455_42092_0320.N1	19-MAR-2010 15:56:10	Bright	37.500	174	52Psi UMa	3.0040	4400.0	75	42092	No
229	GOM_NL__2PRFIN20100319_155925_000000392087_00455_42092_0321.N1	19-MAR-2010 15:59:25	Bright	39.000	82	48Bet UMa	2.3650	10600.	78	42092	No
230	GOM_NL__2PRFIN20100319_160055_000000412087_00455_42092_0322.N1	19-MAR-2010 16:00:55	Bright	40.500	36	50Alp UMa	1.8000	6300.0	81	42092	No
231	GOM_NL__2PRFIN20100319_160314_000000482087_00455_42092_0323.N1	19-MAR-2010 16:03:14	Bright	48.000	55	79Zet UMa	2.0600	10200.	96	42092	No
232	GOM_NL__2PRFIN20100319_160753_000000432087_00455_42092_0324.N1	19-MAR-2010 16:07:53	Bright	42.500	60	7Bet UMi	2.0810	3950.0	85	42092	No
233	GOM_NL__2PRFIN20100319_161145_000000482087_00455_42092_0325.N1	19-MAR-2010 16:11:45	Bright	47.500	119	14Eta Dra	2.7270	4700.0	95	42092	No
234	GOM_NL__2PRFIN20100319_162126_000000352087_00455_42092_0326.N1	19-MAR-2010 16:21:26	Bright	35.000	19	50Alp Cyg	1.2460	10500.	70	42092	No
235	GOM_NL__2PRFIN20100319_162301_000000372087_00455_42092_0327.N1	19-MAR-2010 16:23:01	Bright	37.000	66	37Gam Cyg	2.2080	5900.0	74	42092	No
236	GOM_NL__2PRFIN20100319_162447_000000372087_00455_42092_0328.N1	19-MAR-2010 16:24:47	Bright	37.000	92	53Eps Cyg	2.5000	4500.0	74	42092	No
237	GOM_NL__2PRFIN20100319_163322_000000522087_00455_42092_0329.N1	19-MAR-2010 16:33:22	Twi_and_stray	51.500	11	53Alp Aql	0.76500	8000.0	103	42092	No
238	GOM_NL__2PRFIN20100319_164352_000000502087_00455_42092_0330.N1	19-MAR-2010 16:43:52	Dark	49.500	155	41Pi Sgr	2.9000	6600.0	99	42092	No
239	GOM_NL__2PRFIN20100319_164557_000000462087_00455_42092_0331.N1	19-MAR-2010 16:45:57	Dark	45.500	57	34Sig Sgr	2.0660	26000.	91	42092	No
240	GOM_NL__2PRFIN20100319_164731_000000552087_00455_42092_0332.N1	19-MAR-2010 16:47:31	Dark	55.000	137	22Lam Sgr	2.8240	4400.0	110	42092	No
241	GOM_NL__2PRFIN20100319_164928_000000502087_00455_42092_0333.N1	19-MAR-2010 16:49:28	Dark	49.500	38	20Eps Sgr	1.8360	11000.	99	42092	No
242	GOM_NL__2PRFIN20100319_165514_000000442087_00456_42093_0318.N1	19-MAR-2010 16:55:14	Dark	44.000	141	Bet Ara	2.8400	4600.0	88	42093	No
243	GOM_NL__2PRFIN20100319_165850_000000402087_00456_42093_0319.N1	19-MAR-2010 16:58:50	Dark	39.500	134	Bet TrA	2.8100	6600.0	79	42093	No
244	GOM_NL__2PRFIN20100319_170134_000000452087_00456_42093_0320.N1	19-MAR-2010 17:01:34	Dark	44.500	4	Alp1Cen	-0.010000	5800.0	89	42093	No
245	GOM_NL__2PRFIN20100319_170343_000000462087_00456_42093_0321.N1	19-MAR-2010 17:03:43	Dark	46.000	78	Alp Lup	2.3040	28000.	92	42093	No
246	GOM_NL__2PRFIN20100319_170514_000000502087_00456_42093_0322.N1	19-MAR-2010 17:05:14	Straylight	50.000	81	Eta Cen	2.3560	28000.	100	42093	No
247	GOM_NL__2PRFIN20100319_170817_000000582087_00456_42093_0323.N1	19-MAR-2010 17:08:17	Straylight	58.000	54	5The Cen	2.0550	4500.0	116	42093	No
248	GOM_NL__2PRFIN20100319_170956_000000492087_00456_42093_0324.N1	19-MAR-2010 17:09:56	Straylight	49.000	123	lot Cen	2.7500	10200.	98	42093	No
249	GOM_NL__2PRFIN20100319_171530_000000532087_00456_42093_0325.N1	19-MAR-2010 17:15:30	Straylight	52.500	106	9Bet Crv	2.6480	5600.0	105	42093	No
250	GOM_NL__2PRFIN20100319_171743_000000492087_00456_42093_0326.N1	19-MAR-2010 17:17:43	Twi_and_stray	49.000	100	4Gam Crv	2.5800	13100.	98	42093	No
251	GOM_NL__2PRFIN20100319_172830_000000462087_00456_42093_0327.N1	19-MAR-2010 17:28:30	Bright	45.500	62	94Bet Leo	2.1360	9700.0	91	42093	No
252	GOM_NL__2PRFIN20100319_173646_000000402087_00456_42093_0328.N1	19-MAR-2010 17:36:46	Bright	39.500	174	52Psi UMa	3.0040	4400.0	79	42093	No
253	GOM_NL__2PRFIN20100319_174000_000000392087_00456_42093_0329.N1	19-MAR-2010 17:40:00	Bright	38.500	82	48Bet UMa	2.3650	10600.	77	42093	No
254	GOM_NL__2PRFIN20100319_174131_000000402087_00456_42093_0330.N1	19-MAR-2010 17:41:31	Bright	39.500	36	50Alp UMa	1.8000	6300.0	79	42093	No
255	GOM_NL__2PRFIN20100319_174350_000000492087_00456_42093_0331.N1	19-MAR-2010 17:43:50	Bright	48.500	55	79Zet UMa	2.0600	10200.	97	42093	No
256	GOM_NL__2PRFIN20100319_174829_000000392087_00456_42093_0332.N1	19-MAR-2010 17:48:29	Bright	39.000	60	7Bet UMi	2.0810	3950.0	78	42093	No
257	GOM_NL__2PRFIN20100319_175220_000000462087_00456_42093_0333.N1	19-MAR-2010 17:52:20	Bright	45.500	119	14Eta Dra	2.7270	4700.0	91	42093	No
258	GOM_NL__2PRFIN20100319_180202_000000402087_00456_42093_0334.N1	19-MAR-2010 18:02:02	Bright	40.000	19	50Alp Cyg	1.2460	10500.	80	42093	No
259	GOM_NL__2PRFIN20100319_180337_000000382087_00456_42093_0335.N1	19-MAR-2010 18:03:37	Bright	38.000	66	37Gam Cyg	2.2080	5900.0	76	42093	No
260	GOM_NL__2PRFIN20100319_180523_000000412087_00456_42093_0336.N1	19-MAR-2010 18:05:23	Bright	41.000	92	53Eps Cyg	2.5000	4500.0	82	42093	No
261	GOM_NL__2PRFIN20100319_181359_000000522087_00456_42093_0337.N1	19-MAR-2010 18:13:59	Twi_and_stray	52.000	11	53Alp Aql	0.76500	8000.0	104	42093	No
262	GOM_NL__2PRFIN20100319_182429_000000492087_00456_42093_0338.N1	19-MAR-2010 18:24:29	Dark	48.500	155	41Pi Sgr	2.9000	6600.0	97	42093	No
263	GOM_NL__2PRFIN20100319_182634_000000482087_00456_42093_0339.N1	19-MAR-2010 18:26:34	Dark	48.000	57	34Sig Sgr	2.0660	26000.	96	42093	No
264	GOM_NL__2PRFIN20100319_182808_000000542087_00456_42093_0340.N1	19-MAR-2010 18:28:08	Dark	53.500	137	22Lam Sgr	2.8240	4400.0	107	42093	No
265	GOM_NL__2PRFIN20100319_183005_000000512087_00456_42093_0341.N1	19-MAR-2010 18:30:05	Dark	50.500	38	20Eps Sgr	1.8360	11000.	101	42093	No
266	GOM_NL__2PRFIN20100319_183551_000000452087_00457_42094_0326.N1	19-MAR-2010 18:35:51	Dark	45.000	141	Bet Ara	2.8400	4600.0	90	42094	No
267	GOM_NL__2PRFIN20100319_183927_000000392087_00457_42094_0327.N1	19-MAR-2010 18:39:27	Dark	39.000	134	Bet TrA	2.8100	6600.0	78	42094	No
268	GOM_NL__2PRFIN20100319_184211_000000502087_00457_42094_0328.N1	19-MAR-2010 18:42:11	Dark	49.500	4	Alp1Cen	-0.010000	5800.0	99	42094	No
269	GOM_NL__2PRFIN20100319_184420_000000462087_00457_42094_0329.N1	19-MAR-2010 18:44:20	Dark	46.000	78	Alp Lup	2.3040	28000.	92	42094	No
270	GOM_NL__2PRFIN20100319_184550_000000502087_00457_42094_0330.N1	19-MAR-2010 18:45:50	Straylight	50.000	81	Eta Cen	2.3560	28000.	100	42094	No
271	GOM_NL__2PRFIN20100319_184854_000000592087_00457_42094_0331.N1	19-MAR-2010 18:48:54	Straylight	58.500	54	5The Cen	2.0550	4500.0	117	42094	No
272	GOM_NL__2PRFIN20100319_185033_000000492087_00457_42094_0332.N1	19-MAR-2010 18:50:33	Straylight	48.500	123	lot Cen	2.7500	10200.	97	42094	No
273	GOM_NL__2PRFIN20100319_185606_000000542087_00457_42094_0333.N1	19-MAR-2010 18:56:06	Straylight	53.500	106	9Bet Crv	2.6480	5600.0	107	42094	No
274	GOM_NL__2PRFIN20100319_185820_000000482087_00457_42094_0334.N1	19-MAR-2010 18:58:20	Twi_and_stray	48.000	100	4Gam Crv	2.5800	13100.	96	42094	No
275	GOM_NL__2PRFIN20100319_190905_000000462087_00457_42094_0335.N1	19-MAR-2010 19:09:05	Bright	46.000	62	94Bet Leo	2.1360	9700.0	92	42094	No
276	GOM_NL__2PRFIN20100319_191722_000000562087_00457_42094_0336.N1	19-MAR-2010 19:17:22	Bright	56.000	174	52Psi UMa	3.0040	4400.0	112	42094	No
277	GOM_NL__2PRFIN20100319_192036_000000382087_00457_42094_0337.N1	19-MAR-2010 19:20:36	Bright	38.000	82	48Bet UMa	2.3650	10600.	76	42094	No
278	GOM_NL__2PRFIN20100319_192206_000000412087_00457_42094_0338.N1	19-MAR-2010 19:22:06	Bright	40.500	36	50Alp UMa	1.8000	6300.0	81	42094	No

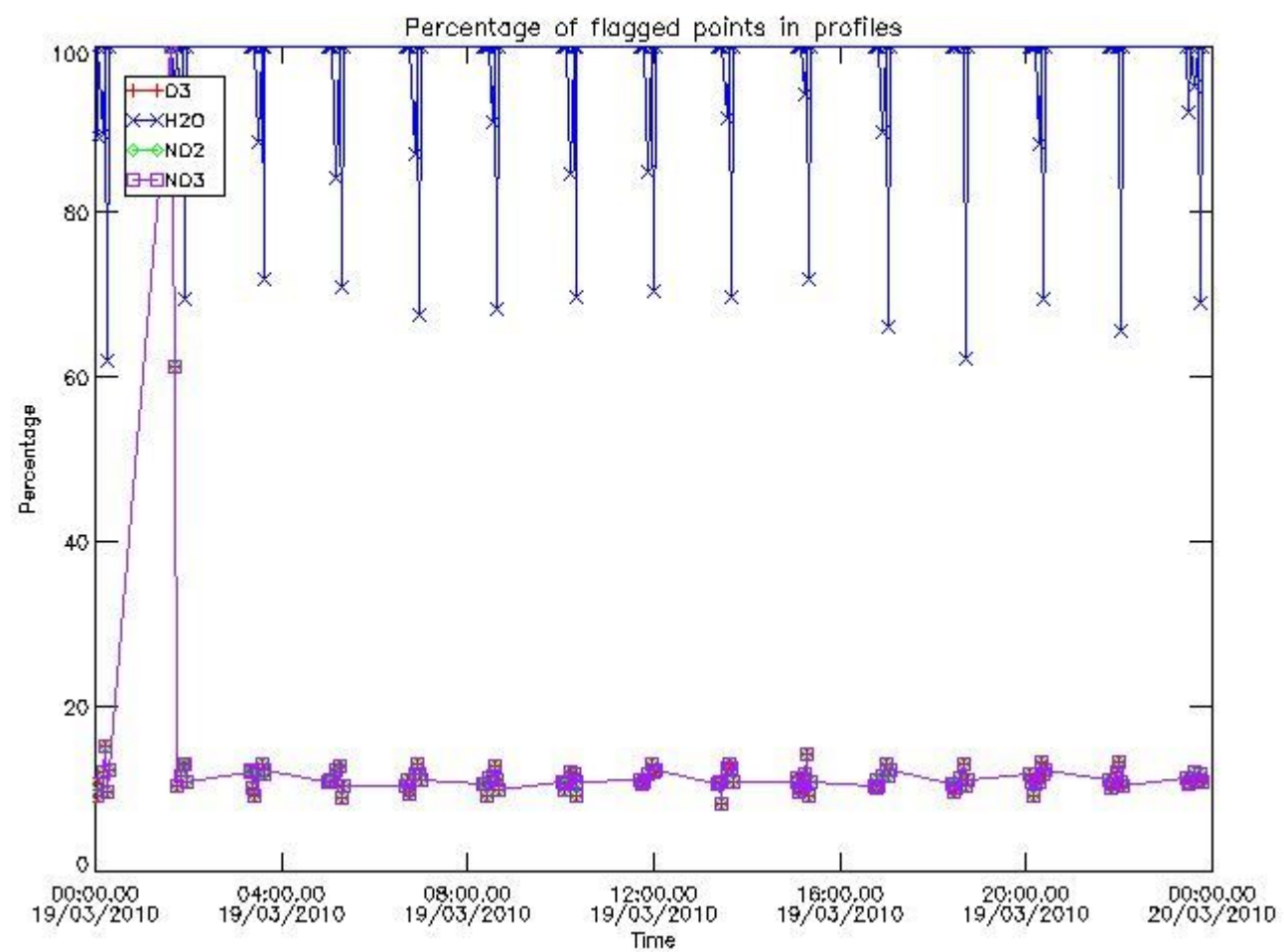
279	GOM_NL__2PRFIN20100319_192425_000000522087_00457_42094_0339.N1	19-MAR-2010 19:24:25	Bright	51.500	55	79Zet UMa	2.0600	10200.	103	42094	No
280	GOM_NL__2PRFIN20100319_192904_000000422087_00457_42094_0340.N1	19-MAR-2010 19:29:04	Bright	42.000	60	7Bet UMi	2.0810	3950.0	84	42094	No
281	GOM_NL__2PRFIN20100319_193256_000000492087_00457_42094_0341.N1	19-MAR-2010 19:32:56	Bright	49.000	119	14Eta Dra	2.7270	4700.0	98	42094	No
282	GOM_NL__2PRFIN20100319_194238_000000392087_00457_42094_0342.N1	19-MAR-2010 19:42:38	Bright	38.500	19	50Alp Cyg	1.2460	10500.	77	42094	No
283	GOM_NL__2PRFIN20100319_194413_000000392087_00457_42094_0343.N1	19-MAR-2010 19:44:13	Bright	38.500	66	37Gam Cyg	2.2080	5900.0	77	42094	No
284	GOM_NL__2PRFIN20100319_194559_000000402087_00457_42094_0344.N1	19-MAR-2010 19:45:59	Bright	39.500	92	53Eps Cyg	2.5000	4500.0	79	42094	No
285	GOM_NL__2PRFIN20100319_195435_000000552087_00457_42094_0345.N1	19-MAR-2010 19:54:35	Twilight	55.000	11	53Alp Aql	0.76500	8000.0	110	42094	No
286	GOM_NL__2PRFIN20100319_200506_000000472087_00457_42094_0346.N1	19-MAR-2010 20:05:06	Dark	47.000	155	41Pi Sgr	2.9000	6600.0	94	42094	No
287	GOM_NL__2PRFIN20100319_200711_000000472087_00457_42094_0347.N1	19-MAR-2010 20:07:11	Dark	46.500	57	34Sig Sgr	2.0660	26000.	93	42094	No
288	GOM_NL__2PRFIN20100319_200845_000000562087_00457_42094_0348.N1	19-MAR-2010 20:08:45	Dark	55.500	137	22Lam Sgr	2.8240	4400.0	111	42094	No
289	GOM_NL__2PRFIN20100319_201042_000000492087_00457_42094_0349.N1	19-MAR-2010 20:10:42	Dark	48.500	38	20Eps Sgr	1.8360	11000.	97	42094	No
290	GOM_NL__2PRFIN20100319_201628_000000472087_00458_42095_0334.N1	19-MAR-2010 20:16:28	Dark	47.000	141	Bet Ara	2.8400	4600.0	94	42095	No
291	GOM_NL__2PRFIN20100319_202003_000000392087_00458_42095_0335.N1	19-MAR-2010 20:20:03	Dark	38.500	134	Bet TrA	2.8100	6600.0	77	42095	No
292	GOM_NL__2PRFIN20100319_202247_000000432087_00458_42095_0336.N1	19-MAR-2010 20:22:47	Dark	43.000	4	Alp1Cen	-0.010000	5800.0	86	42095	No
293	GOM_NL__2PRFIN20100319_202457_000000462087_00458_42095_0337.N1	19-MAR-2010 20:24:57	Dark	45.500	78	Alp Lup	2.3040	28000.	91	42095	No
294	GOM_NL__2PRFIN20100319_202627_000000502087_00458_42095_0338.N1	19-MAR-2010 20:26:27	Straylight	49.500	81	Eta Cen	2.3560	28000.	99	42095	No
295	GOM_NL__2PRFIN20100319_202930_000000602087_00458_42095_0339.N1	19-MAR-2010 20:29:30	Straylight	59.500	54	5The Cen	2.0550	4500.0	119	42095	No
296	GOM_NL__2PRFIN20100319_203109_000000512087_00458_42095_0340.N1	19-MAR-2010 20:31:09	Straylight	51.000	123	lot Cen	2.7500	10200.	102	42095	No
297	GOM_NL__2PRFIN20100319_203643_000000492087_00458_42095_0341.N1	19-MAR-2010 20:36:43	Straylight	48.500	106	9Bet Crv	2.6480	5600.0	97	42095	No
298	GOM_NL__2PRFIN20100319_203856_000000482087_00458_42095_0342.N1	19-MAR-2010 20:38:56	Twilight	47.500	100	4Gam Crv	2.5800	13100.	95	42095	No
299	GOM_NL__2PRFIN20100319_204941_000000452087_00458_42095_0343.N1	19-MAR-2010 20:49:41	Bright	44.500	62	94Bet Leo	2.1360	9700.0	89	42095	No
300	GOM_NL__2PRFIN20100319_205757_000000382087_00458_42095_0344.N1	19-MAR-2010 20:57:57	Bright	38.000	174	52Psi UMa	3.0040	4400.0	76	42095	No
301	GOM_NL__2PRFIN20100319_210112_000000552087_00458_42095_0345.N1	19-MAR-2010 21:01:12	Bright	55.000	82	48Bet UMa	2.3650	10600.	110	42095	No
302	GOM_NL__2PRFIN20100319_210242_000000552087_00458_42095_0346.N1	19-MAR-2010 21:02:42	Bright	55.000	36	50Alp UMa	1.8000	6300.0	110	42095	No
303	GOM_NL__2PRFIN20100319_210500_000000472087_00458_42095_0347.N1	19-MAR-2010 21:05:00	Bright	47.000	55	79Zet UMa	2.0600	10200.	94	42095	No
304	GOM_NL__2PRFIN20100319_210940_000000422087_00458_42095_0348.N1	19-MAR-2010 21:09:40	Bright	41.500	60	7Bet UMi	2.0810	3950.0	83	42095	No
305	GOM_NL__2PRFIN20100319_211331_000000452087_00458_42095_0349.N1	19-MAR-2010 21:13:31	Bright	45.000	119	14Eta Dra	2.7270	4700.0	90	42095	No
306	GOM_NL__2PRFIN20100319_212314_000000382087_00458_42095_0350.N1	19-MAR-2010 21:23:14	Bright	37.500	19	50Alp Cyg	1.2460	10500.	75	42095	No
307	GOM_NL__2PRFIN20100319_212449_000000402087_00458_42095_0351.N1	19-MAR-2010 21:24:49	Bright	40.000	66	37Gam Cyg	2.2080	5900.0	80	42095	No
308	GOM_NL__2PRFIN20100319_212635_000000392087_00458_42095_0352.N1	19-MAR-2010 21:26:35	Bright	39.000	92	53Eps Cyg	2.5000	4500.0	78	42095	No
309	GOM_NL__2PRFIN20100319_213512_000000532087_00458_42095_0353.N1	19-MAR-2010 21:35:12	Twilight	52.500	11	53Alp Aql	0.76500	8000.0	105	42095	No
310	GOM_NL__2PRFIN20100319_214543_000000502087_00458_42095_0354.N1	19-MAR-2010 21:45:43	Dark	50.000	155	41Pi Sgr	2.9000	6600.0	100	42095	No
311	GOM_NL__2PRFIN20100319_214748_000000462087_00458_42095_0355.N1	19-MAR-2010 21:47:48	Dark	45.500	57	34Sig Sgr	2.0660	26000.	91	42095	No
312	GOM_NL__2PRFIN20100319_214923_000000512087_00458_42095_0356.N1	19-MAR-2010 21:49:23	Dark	50.500	137	22Lam Sgr	2.8240	4400.0	101	42095	No
313	GOM_NL__2PRFIN20100319_215120_000000492087_00458_42095_0357.N1	19-MAR-2010 21:51:20	Dark	48.500	38	20Eps Sgr	1.8360	11000.	97	42095	No
314	GOM_NL__2PRFIN20100319_215704_000000432087_00459_42096_0342.N1	19-MAR-2010 21:57:04	Dark	42.500	141	Bet Ara	2.8400	4600.0	85	42096	No
315	GOM_NL__2PRFIN20100319_220040_000000392087_00459_42096_0343.N1	19-MAR-2010 22:00:40	Dark	38.500	134	Bet TrA	2.8100	6600.0	77	42096	No
316	GOM_NL__2PRFIN20100319_220324_000000472087_00459_42096_0344.N1	19-MAR-2010 22:03:24	Dark	47.000	4	Alp1Cen	-0.010000	5800.0	94	42096	No
317	GOM_NL__2PRFIN20100319_220533_000000492087_00459_42096_0345.N1	19-MAR-2010 22:05:33	Dark	49.000	78	Alp Lup	2.3040	28000.	98	42096	No
318	GOM_NL__2PRFIN20100319_220704_000000522087_00459_42096_0346.N1	19-MAR-2010 22:07:04	Straylight	52.000	81	Eta Cen	2.3560	28000.	104	42096	No
319	GOM_NL__2PRFIN20100319_221007_000000582087_00459_42096_0347.N1	19-MAR-2010 22:10:07	Straylight	58.000	54	5The Cen	2.0550	4500.0	116	42096	No
320	GOM_NL__2PRFIN20100319_221146_000000482087_00459_42096_0348.N1	19-MAR-2010 22:11:46	Straylight	47.500	123	lot Cen	2.7500	10200.	95	42096	No
321	GOM_NL__2PRFIN20100319_221719_000000512087_00459_42096_0349.N1	19-MAR-2010 22:17:19	Straylight	51.000	106	9Bet Crv	2.6480	5600.0	102	42096	No
322	GOM_NL__2PRFIN20100319_221932_000000502087_00459_42096_0350.N1	19-MAR-2010 22:19:32	Twilight	50.000	100	4Gam Crv	2.5800	13100.	100	42096	No
323	GOM_NL__2PRFIN20100319_223016_000000462087_00459_42096_0351.N1	19-MAR-2010 22:30:16	Bright	45.500	62	94Bet Leo	2.1360	9700.0	91	42096	No
324	GOM_NL__2PRFIN20100319_223833_000000392087_00459_42096_0352.N1	19-MAR-2010 22:38:33	Bright	39.000	174	52Psi UMa	3.0040	4400.0	78	42096	No
325	GOM_NL__2PRFIN20100319_224147_000000382087_00459_42096_0353.N1	19-MAR-2010 22:41:47	Bright	37.500	82	48Bet UMa	2.3650	10600.	75	42096	No
326	GOM_NL__2PRFIN20100319_224318_000000402087_00459_42096_0354.N1	19-MAR-2010 22:43:18	Bright	39.500	36	50Alp UMa	1.8000	6300.0	79	42096	No
327	GOM_NL__2PRFIN20100319_224535_000000462087_00459_42096_0355.N1	19-MAR-2010 22:45:35	Bright	45.500	55	79Zet UMa	2.0600	10200.	91	42096	No
328	GOM_NL__2PRFIN20100319_225015_000000362087_00459_42096_0356.N1	19-MAR-2010 22:50:15	Bright	36.000	60	7Bet UMi	2.0810	3950.0	72	42096	No
329	GOM_NL__2PRFIN20100319_225406_000000502087_00459_42096_0357.N1	19-MAR-2010 22:54:06	Bright	49.500	119	14Eta Dra	2.7270	4700.0	99	42096	No
330	GOM_NL__2PRFIN20100319_230350_000000372087_00459_42096_0358.N1	19-MAR-2010 23:03:50	Bright	37.000	19	50Alp Cyg	1.2460	10500.	74	42096	No
331	GOM_NL__2PRFIN20100319_230525_000000392087_00459_42096_0359.N1	19-MAR-2010 23:05:25	Bright	39.000	66	37Gam Cyg	2.2080	5900.0	78	42096	No
332	GOM_NL__2PRFIN20100319_230711_000000432087_00459_42096_0360.N1	19-MAR-2010 23:07:11	Bright	42.500	92	53Eps Cyg	2.5000	4500.0	85	42096	No
333	GOM_NL__2PRFIN20100319_231548_000000522087_00459_42096_0361.N1	19-MAR-2010 23:15:48	Twilight	52.000	11	53Alp Aql	0.76500	8000.0	104	42096	No
334	GOM_NL__2PRFIN20100319_232619_000000492087_00459_42096_0362.N1	19-MAR-2010 23:26:19	Dark	49.000	155	41Pi Sgr	2.9000	6600.0	98	42096	No
335	GOM_NL__2PRFIN20100319_232959_000000572087_00459_42096_0363.N1	19-MAR-2010 23:29:59	Dark	57.000	137	22Lam Sgr	2.8240	4400.0	114	42096	No
336	GOM_NL__2PRFIN20100319_233156_000000482087_00459_42096_0364.N1	19-MAR-2010 23:31:56	Dark	47.500	38	20Eps Sgr	1.8360	11000.	95	42096	No
337	GOM_NL__2PRFIN20100319_233741_000000432087_00460_42097_0350.N1	19-MAR-2010 23:37:41	Dark	42.500	141	Bet Ara	2.8400	4600.0	85	42097	No

338	GOM_NL__2PRFIN20100319_234116_000000462087_00460_42097_0351.N1	19-MAR-2010 23:41:16	Dark	45.500	134	Bet TrA	2.8100	6600.0	91	42097	No
339	GOM_NL__2PRFIN20100319_234400_000000472087_00460_42097_0352.N1	19-MAR-2010 23:44:00	Dark	47.000	4	Alp1Cen	-0.010000	5800.0	94	42097	No
340	GOM_NL__2PRFIN20100319_234610_000000482087_00460_42097_0353.N1	19-MAR-2010 23:46:10	Dark	47.500	78	Alp Lup	2.3040	28000.	95	42097	No
341	GOM_NL__2PRFIN20100319_234740_000000512087_00460_42097_0354.N1	19-MAR-2010 23:47:40	Straylight	51.000	81	Eta Cen	2.3560	28000.	102	42097	No
342	GOM_NL__2PRFIN20100319_235043_000000602087_00460_42097_0355.N1	19-MAR-2010 23:50:43	Straylight	60.000	54	5The Cen	2.0550	4500.0	120	42097	No
343	GOM_NL__2PRFIN20100319_235222_000000492087_00460_42097_0356.N1	19-MAR-2010 23:52:22	Straylight	48.500	123	Iot Cen	2.7500	10200.	97	42097	No
344	GOM_NL__2PRFIN20100319_235755_000000512087_00460_42097_0357.N1	19-MAR-2010 23:57:55	Straylight	50.500	106	9Bet Crv	2.6480	5600.0	101	42097	No

3. Quality information per product

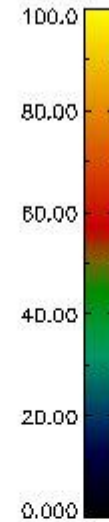
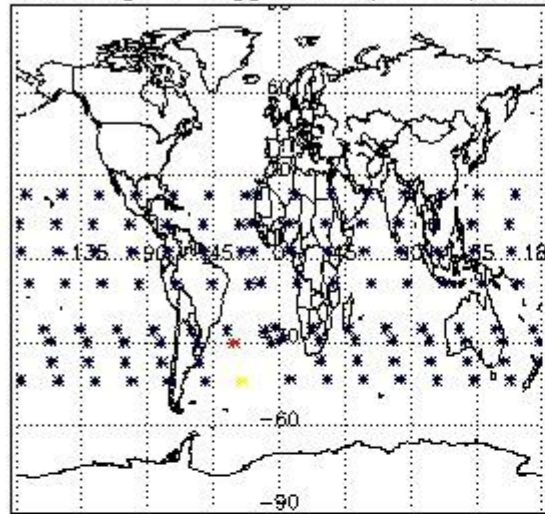
In this section it is plotted some information contained in the Quality Summary data set of the level 2 products. Only products in dark limb conditions and without errors (error flag in the MPH set to "0") are used.

3.1 Plot quality information per product (time dependant)

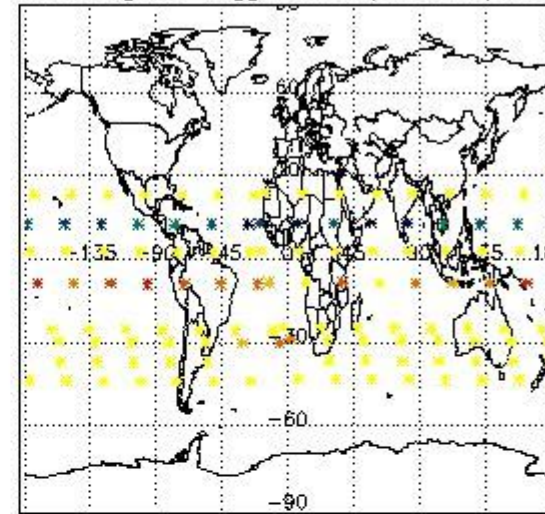


3.2 Plot quality information per product (world map)


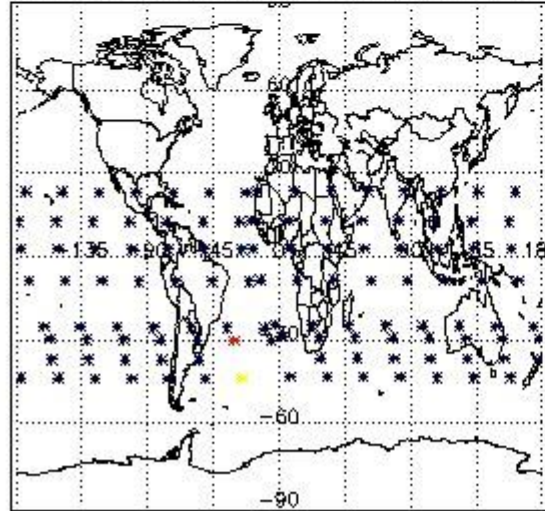
Percentage of flagged data per O3 profile



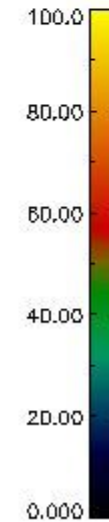
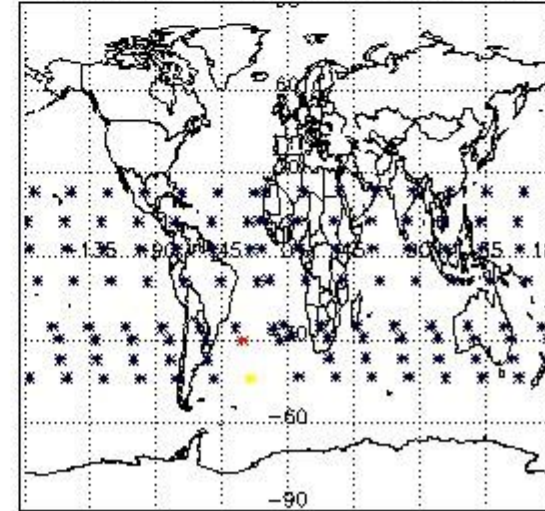
Percentage of flagged data per H2O profile



Percentage of flagged data per NO2 profile



Percentage of flagged data per NO3 profile

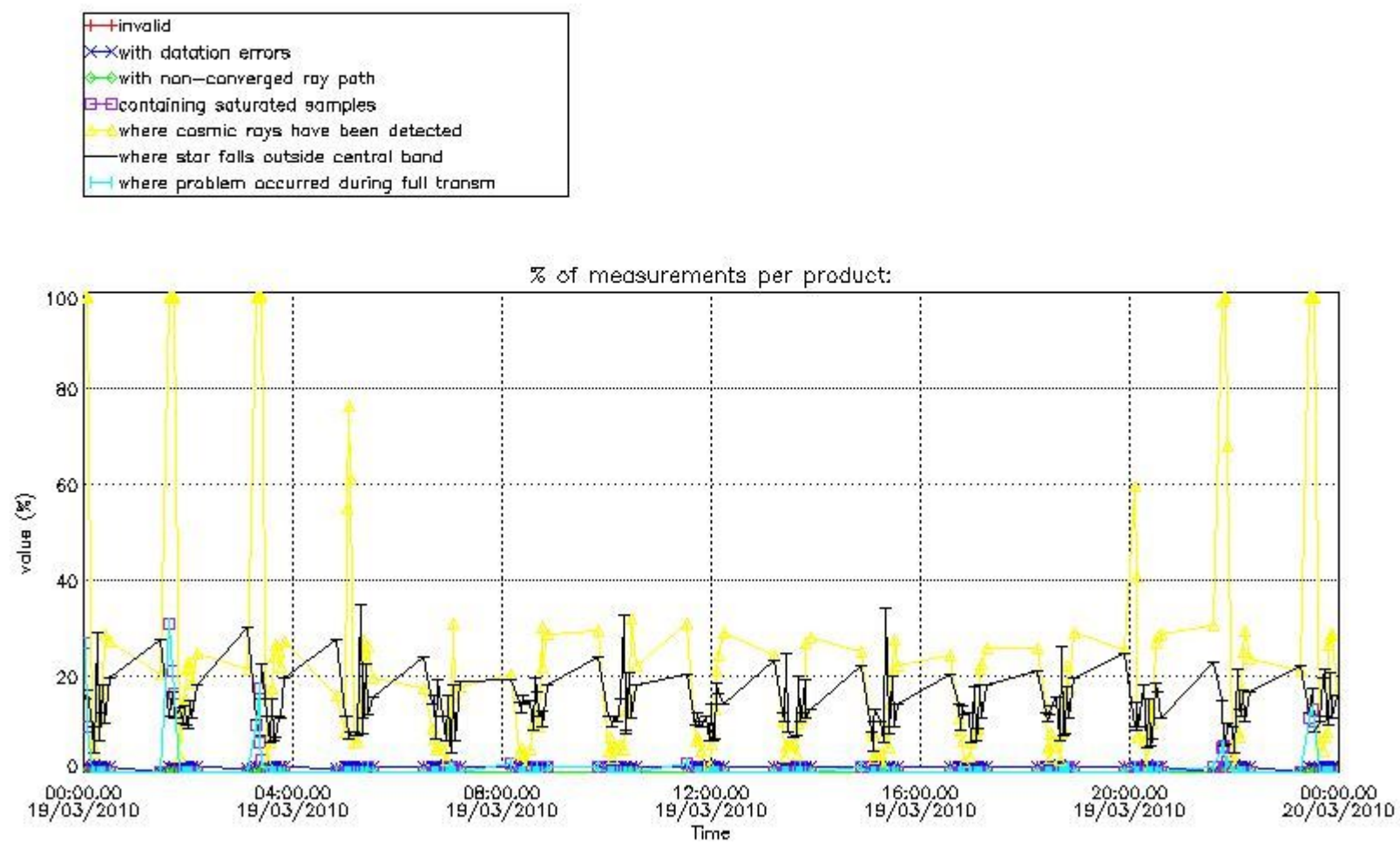


4. Level 1 quality information per product

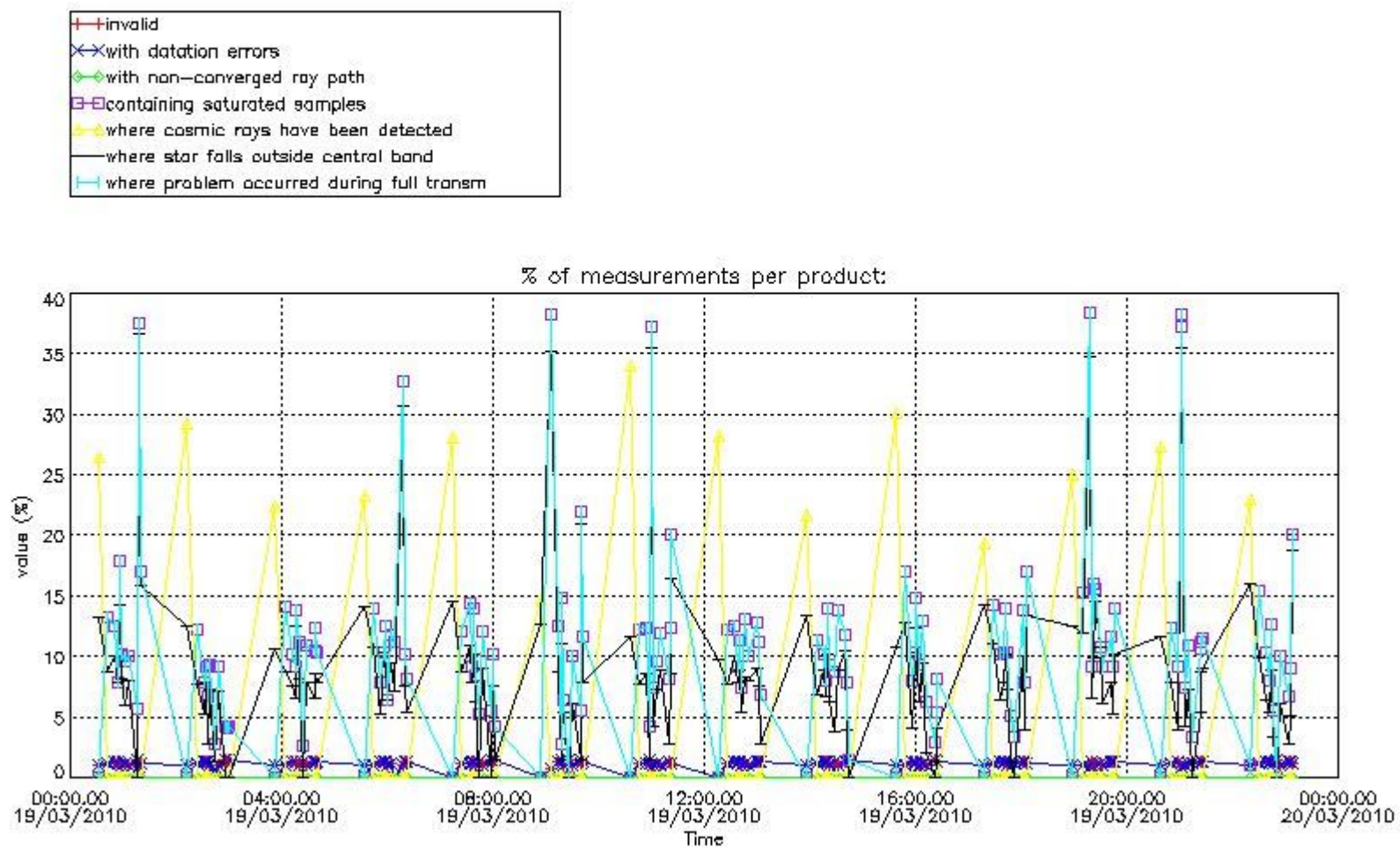
In this section it is plotted some information contained in the Quality Summary data set of the level 2 products that comes from the level 1b processing. Products without errors (error flag in the MPH set to "0") are used.

4.1 Plot quality information per product (time dependant) coming from level 1b processing

4.1.1 Plot level 1 quality information per product (time dependant): ENVISAT ASCENDING passes

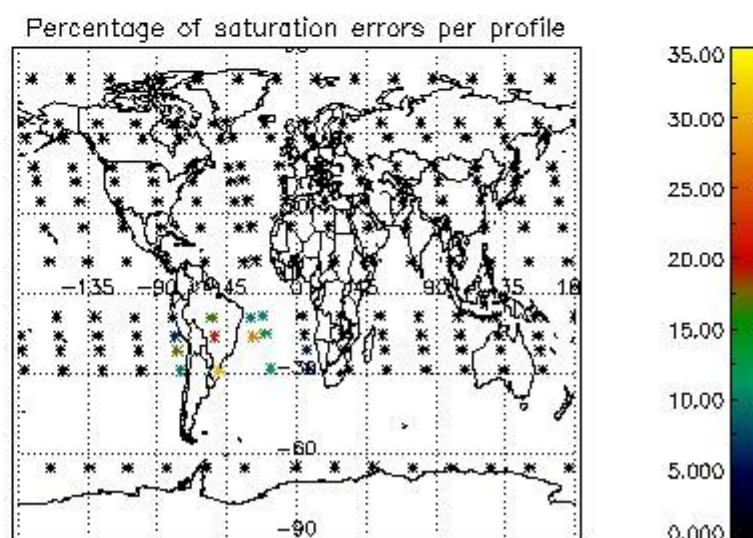
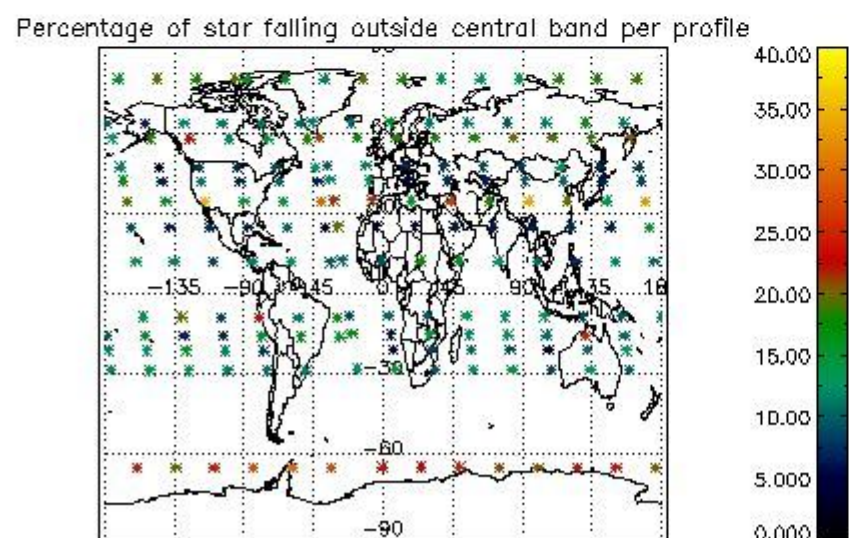
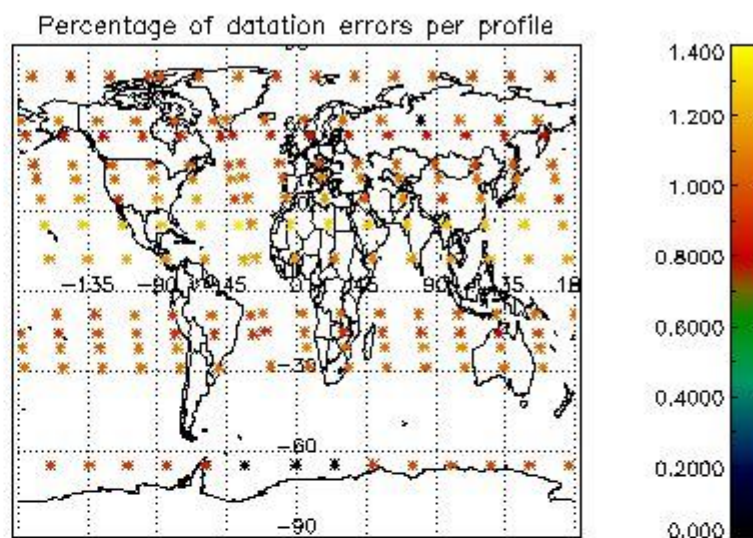
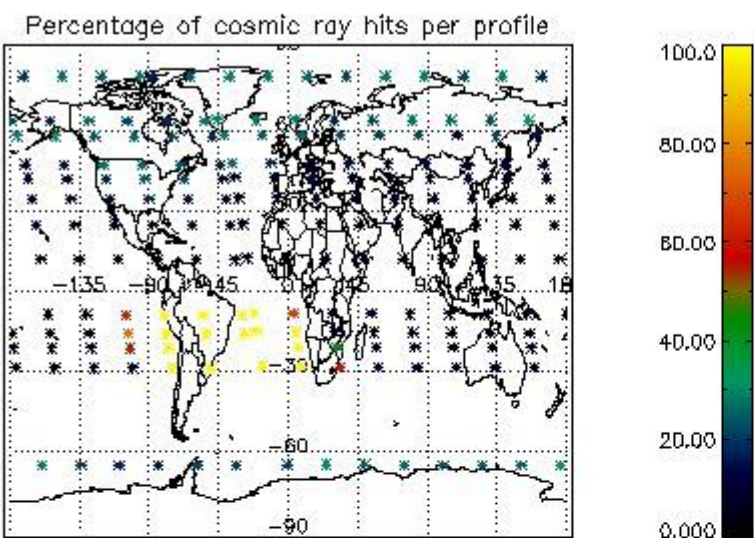


4.1.2 Plot level 1 quality information per product (time dependant): ENVI SAT DESCENDING passes

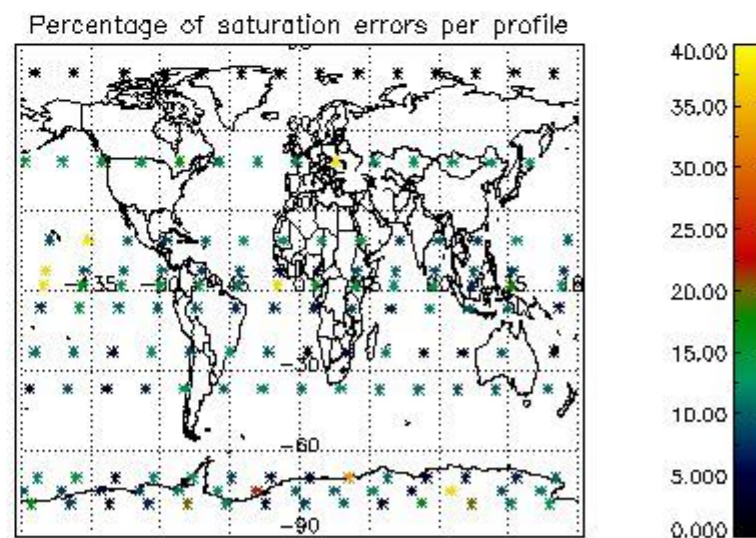
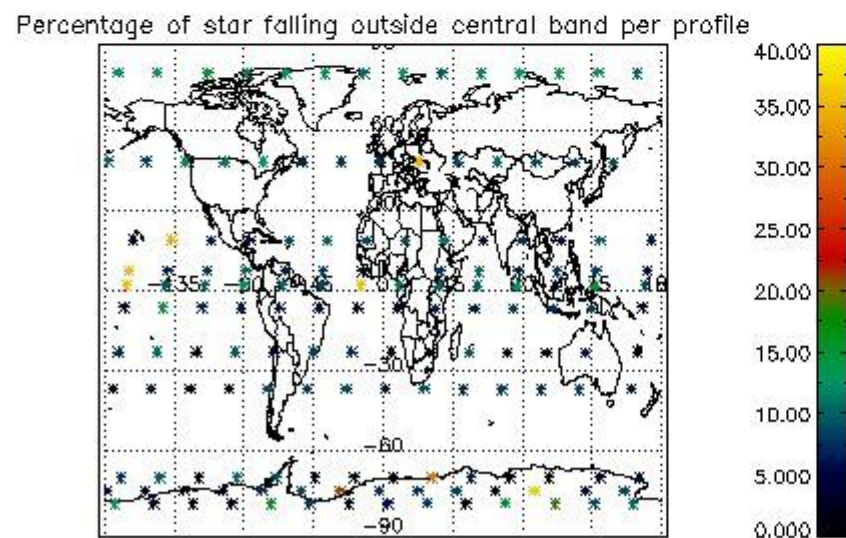
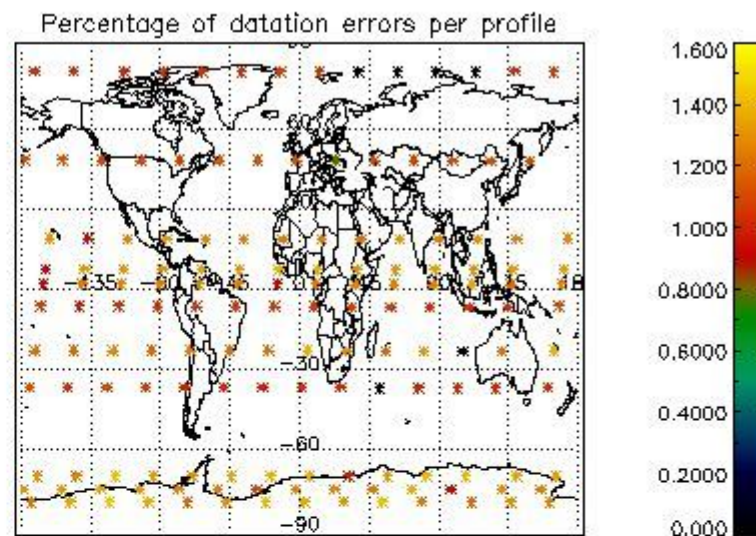
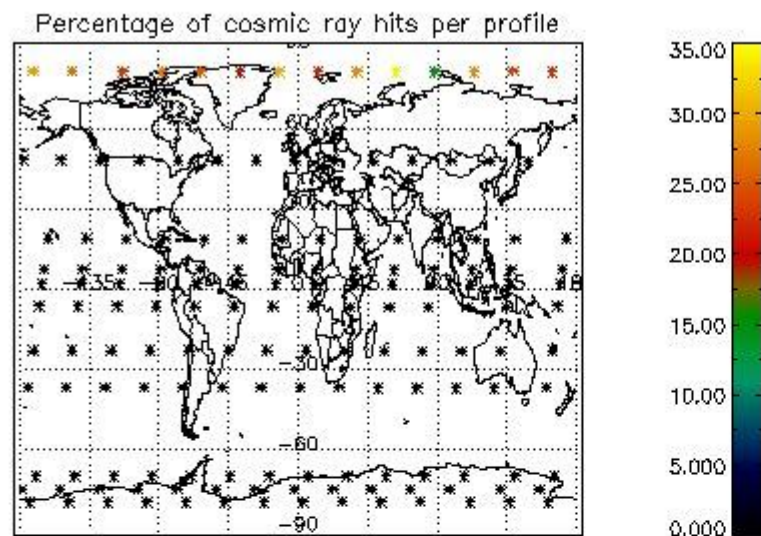


4.2 Plot quality information per product coming from level 1b processing (world map)

4.2.1 Plot level 1 quality information per product (world map): ENVISAT ASCENDING passes



4.2.2 Plot level 1 quality information per product (world map): ENVISAT DESCENDING passes



5. Trace gas profiles

5.1 Ozone statistics based on quality of products

The final quality of the products can be "measured" using the STD (Standard Deviation) attached to every point profile. This information is written to the parameter GOM_NL__2P/NL_LOCAL_SPECIES_DENSITY/o3_std of the level 2 products. The table below shows the statistics for given STD ranges.

The statistics are given with respect to the overall valid production:

- Products without fatal errors: GOM_NL__2P/MPH/PRODUCT_ERR=0
- Valid point profile: GOM_NL__2P/NL_LOCAL_SPECIES_DENSITY/pcd(0)=0

The 'Criteria' is applied to valid points of dark limb products:

- Products in dark limb illumination condition: GOM_NL__2P/NL_SUMMARY_QUALITY/obs_ill_cond=0
- Products without fatal errors: GOM_NL__2P/MPH/PRODUCT_ERR=0
- Valid point profile: GOM_NL__2P/NL_LOCAL_SPECIES_DENSITY/pcd(0)=0

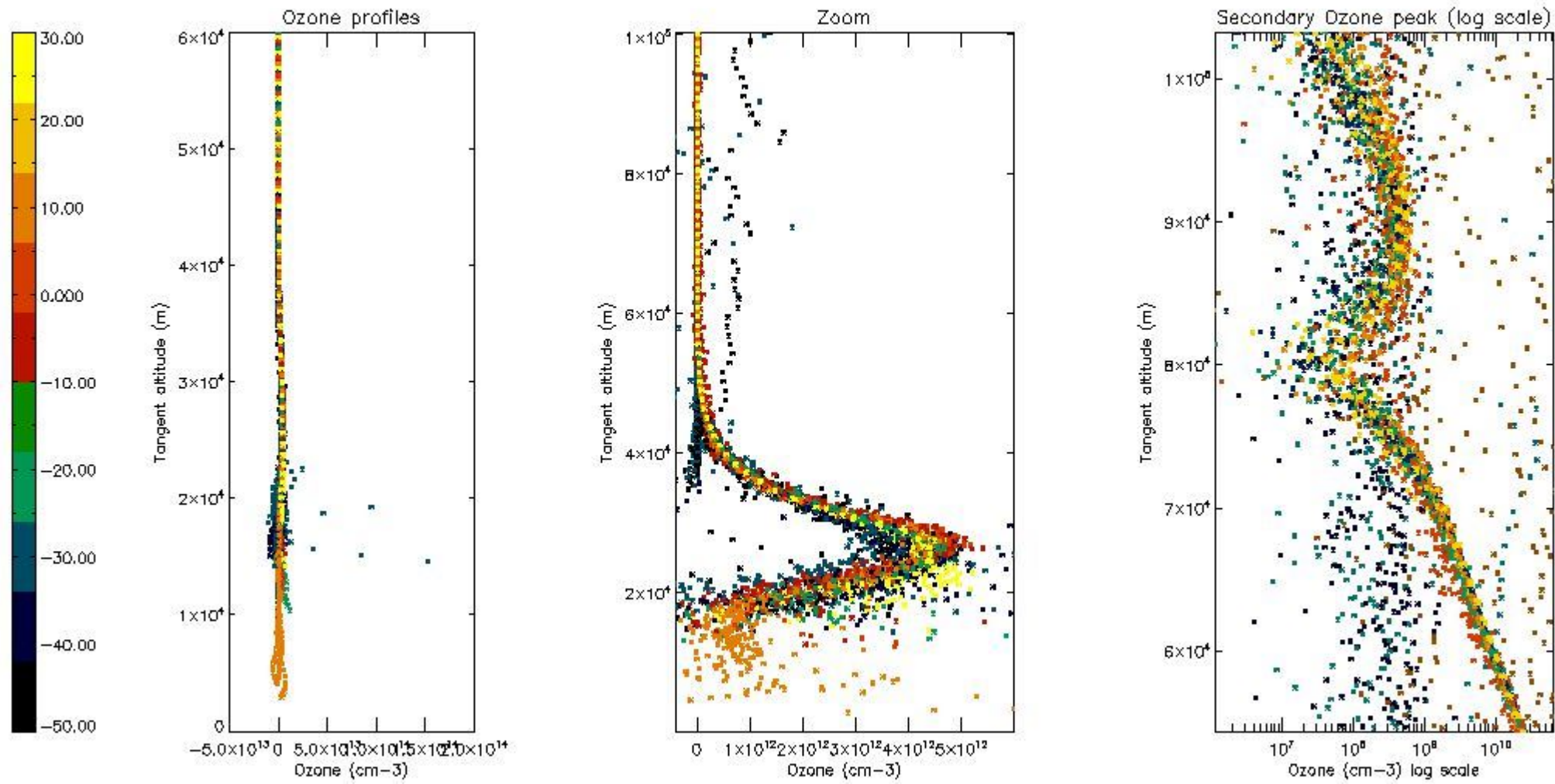
So, the table below shows the percentage of dark limb and valid observations for each criteria with respect to the overall valid daily observations.

Criteria	% of total production
All STD	34
STD < 20	15

STD < 10	11
STD < 5	7

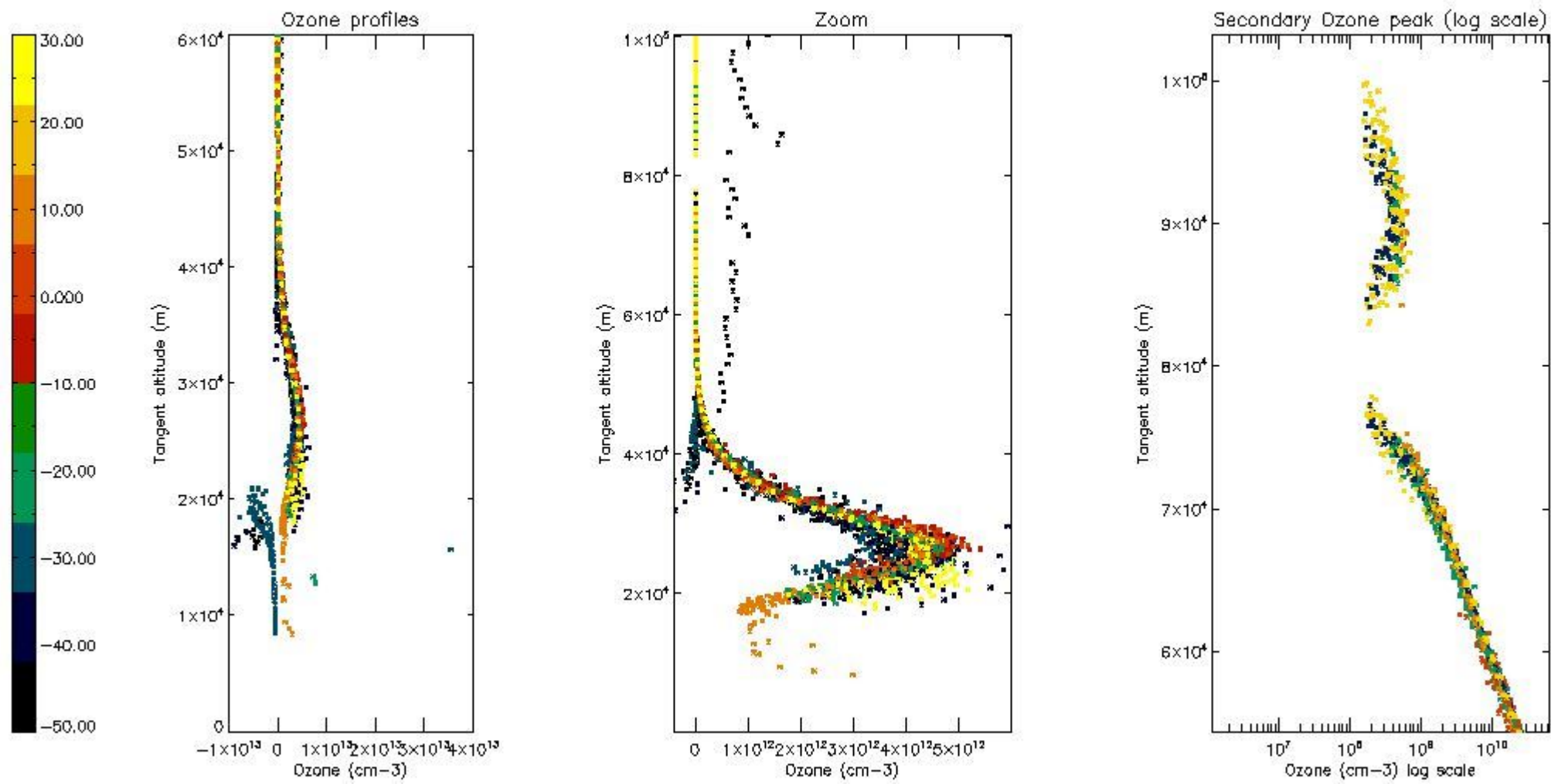
5.2 Plot ozone profiles for all STD (dark without errors)

The colorbar represents the latitude.



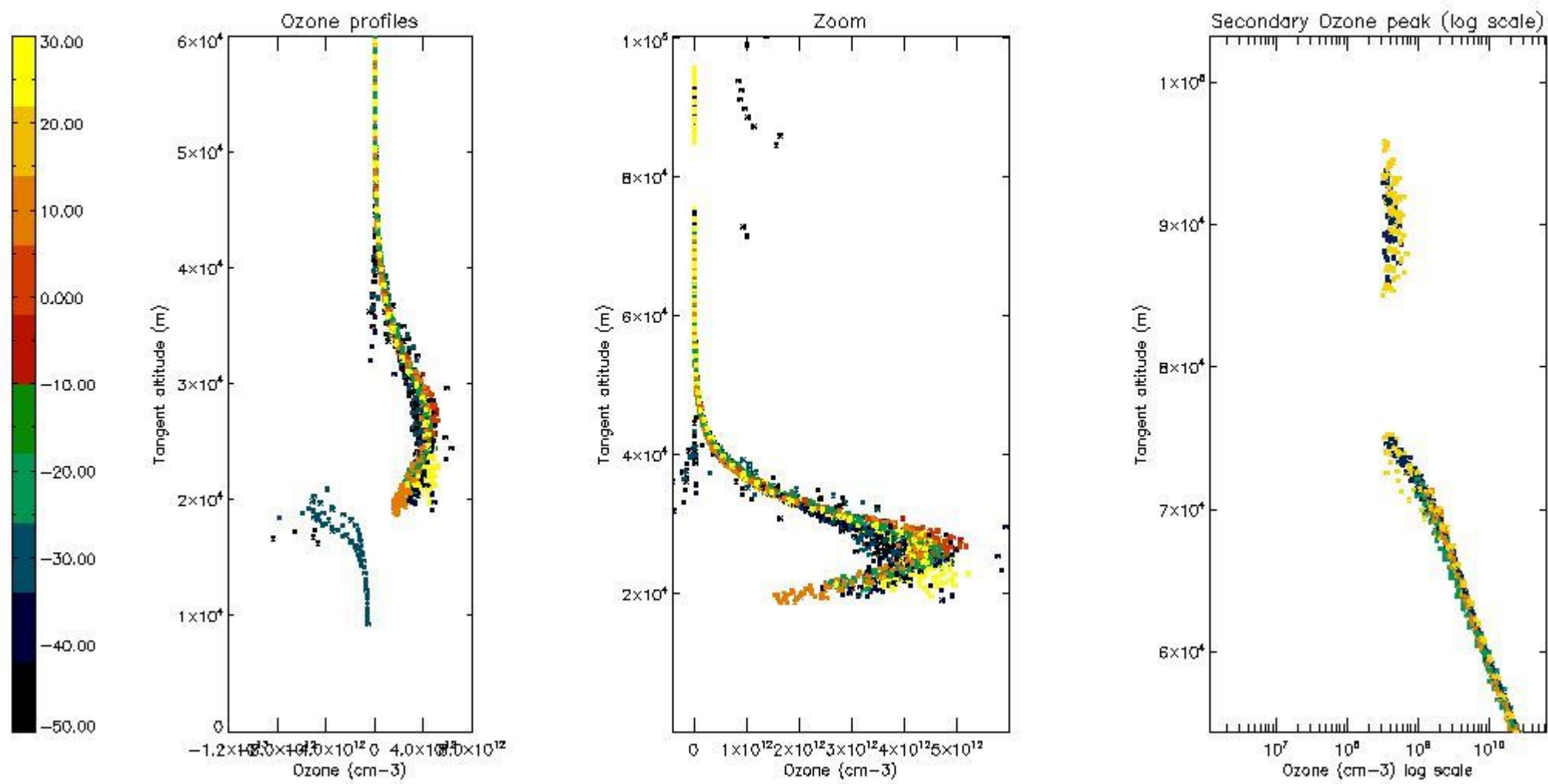
5.3 Plot ozone profiles where STD < 20% (dark without errors)

The colorbar represents the latitude.



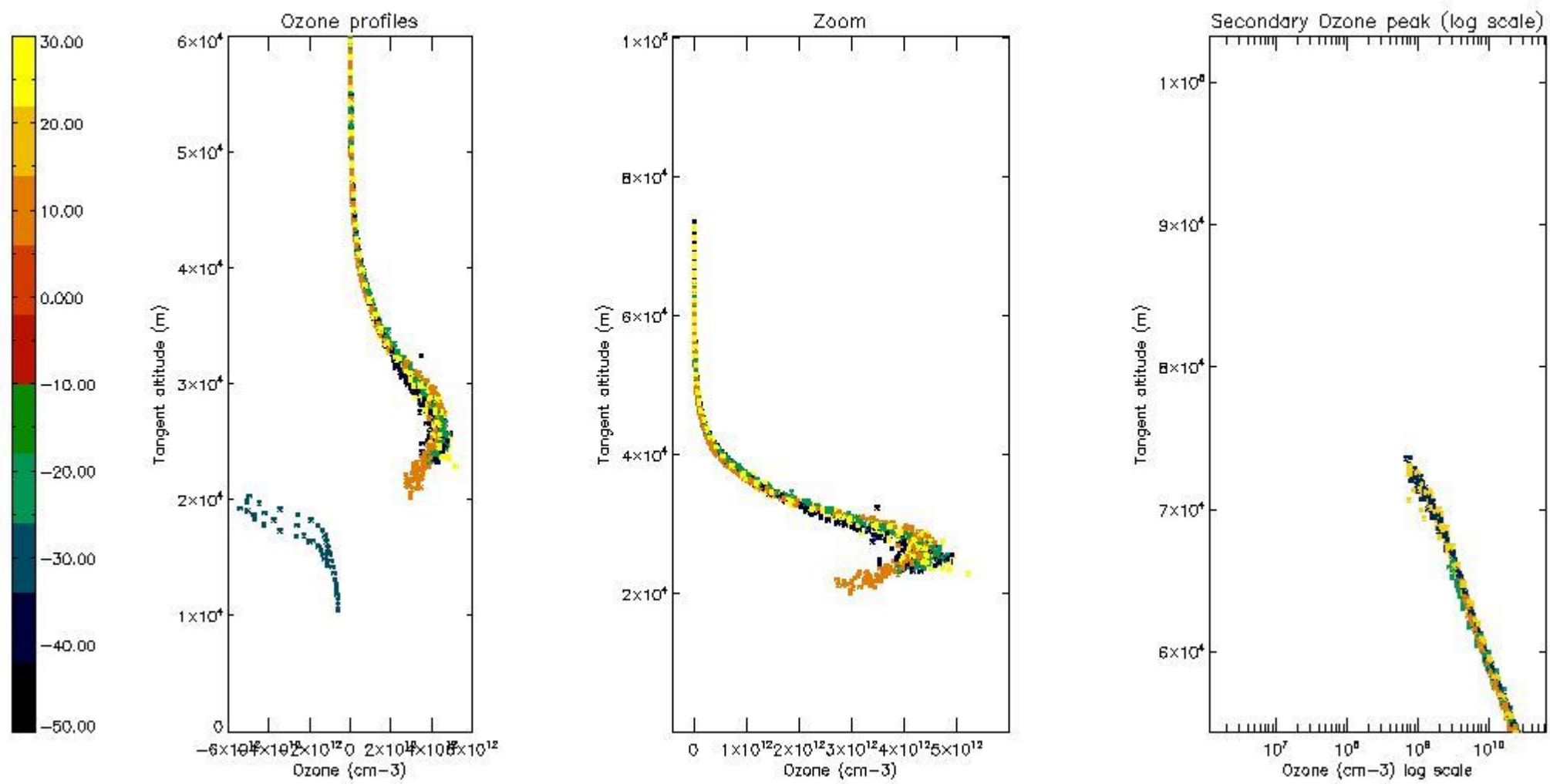
5.4 Plot ozone profiles where $STD < 10\%$ (dark without errors)

The colorbar represents the latitude.



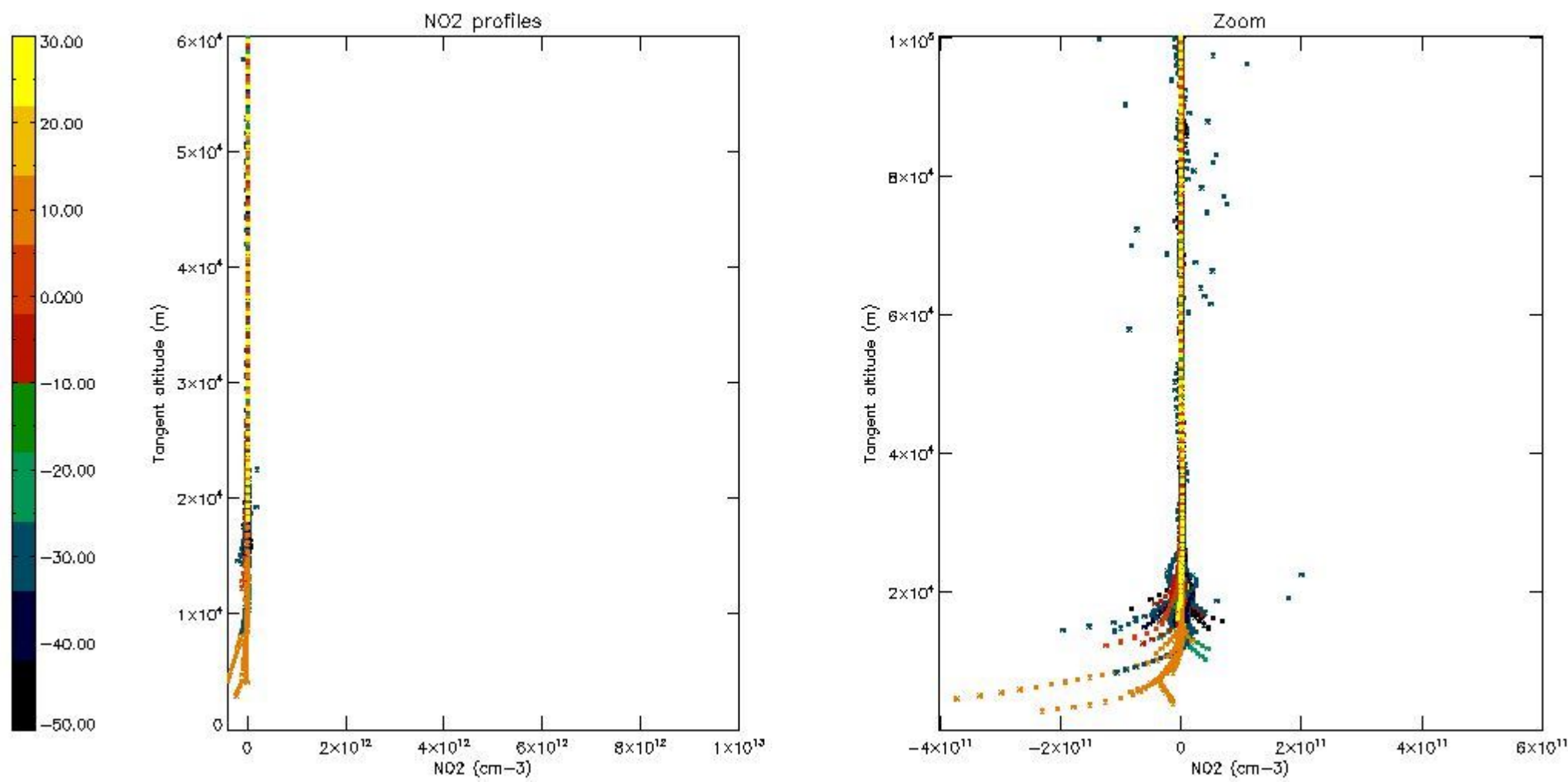
5.5 Plot ozone profiles where STD < 5% (dark without errors)

The colorbar represents the latitude.



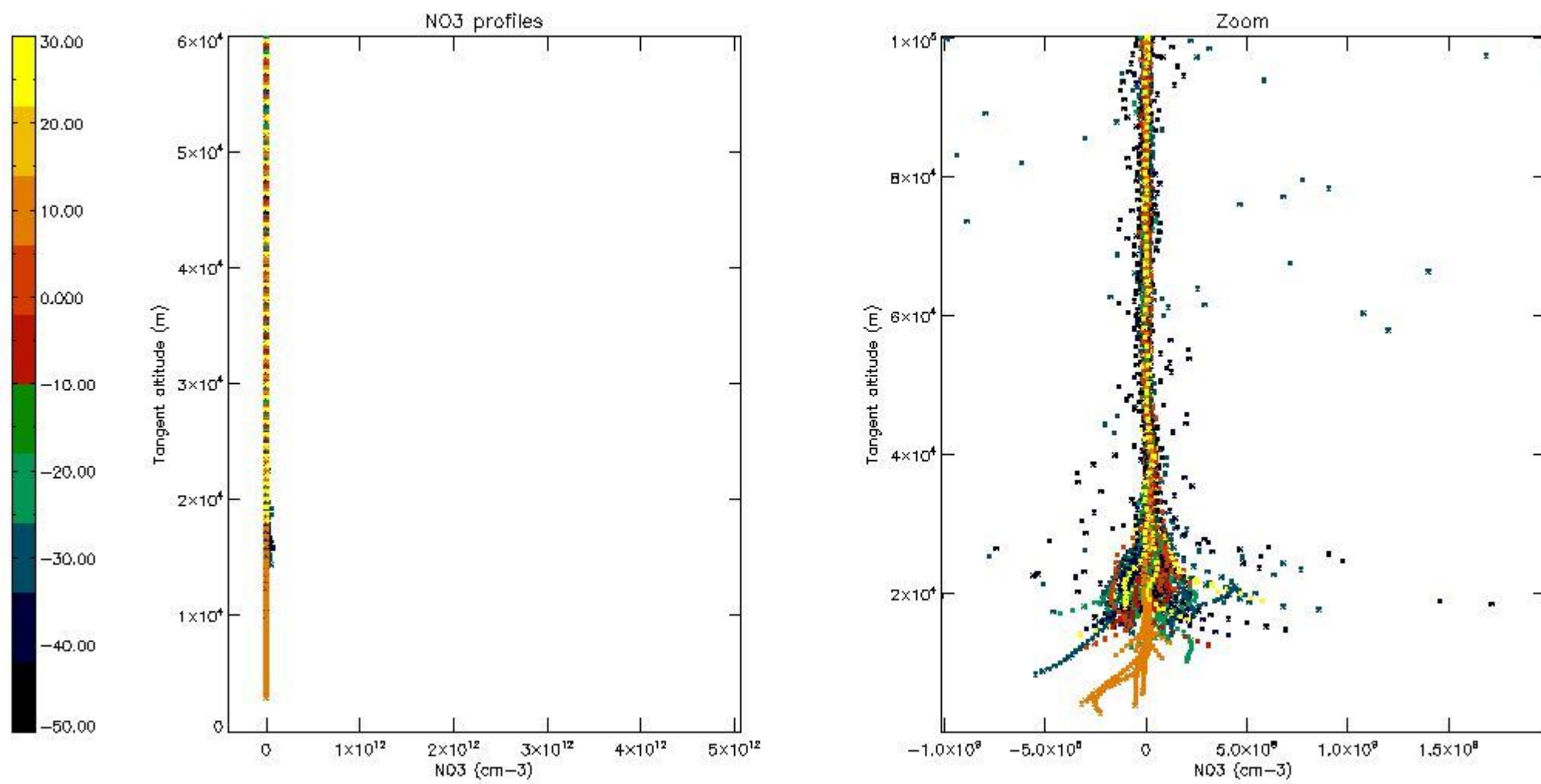
5.6 Plot NO₂ profiles for all STD (dark without errors)

The colorbar represents the latitude.



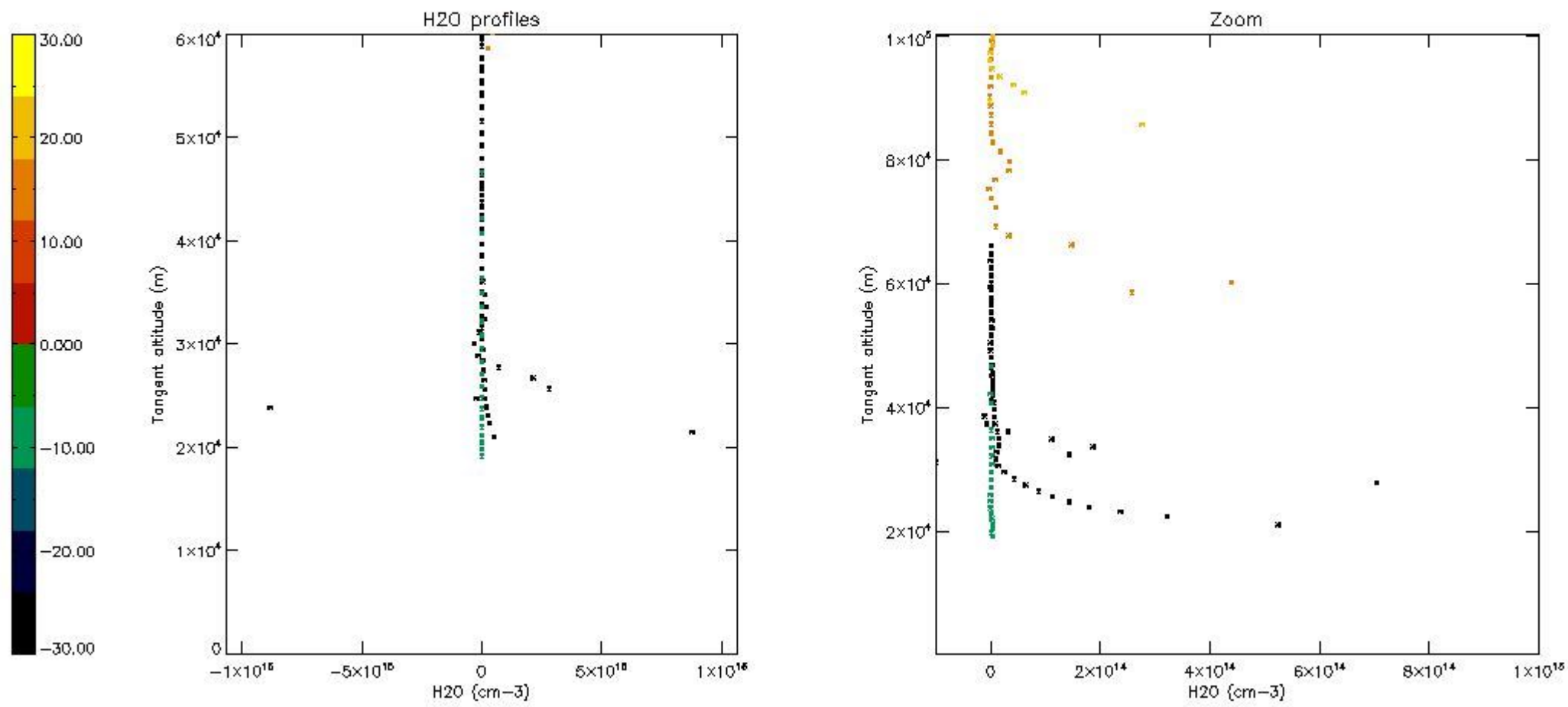
5.7 Plot NO3 profiles for all STD (dark without errors)

The colorbar represents the latitude.



5.8 Plot H2O profiles for all STD (only for occultations of stars 1,2,3,4,13,14,16,26,63 dark without errors)

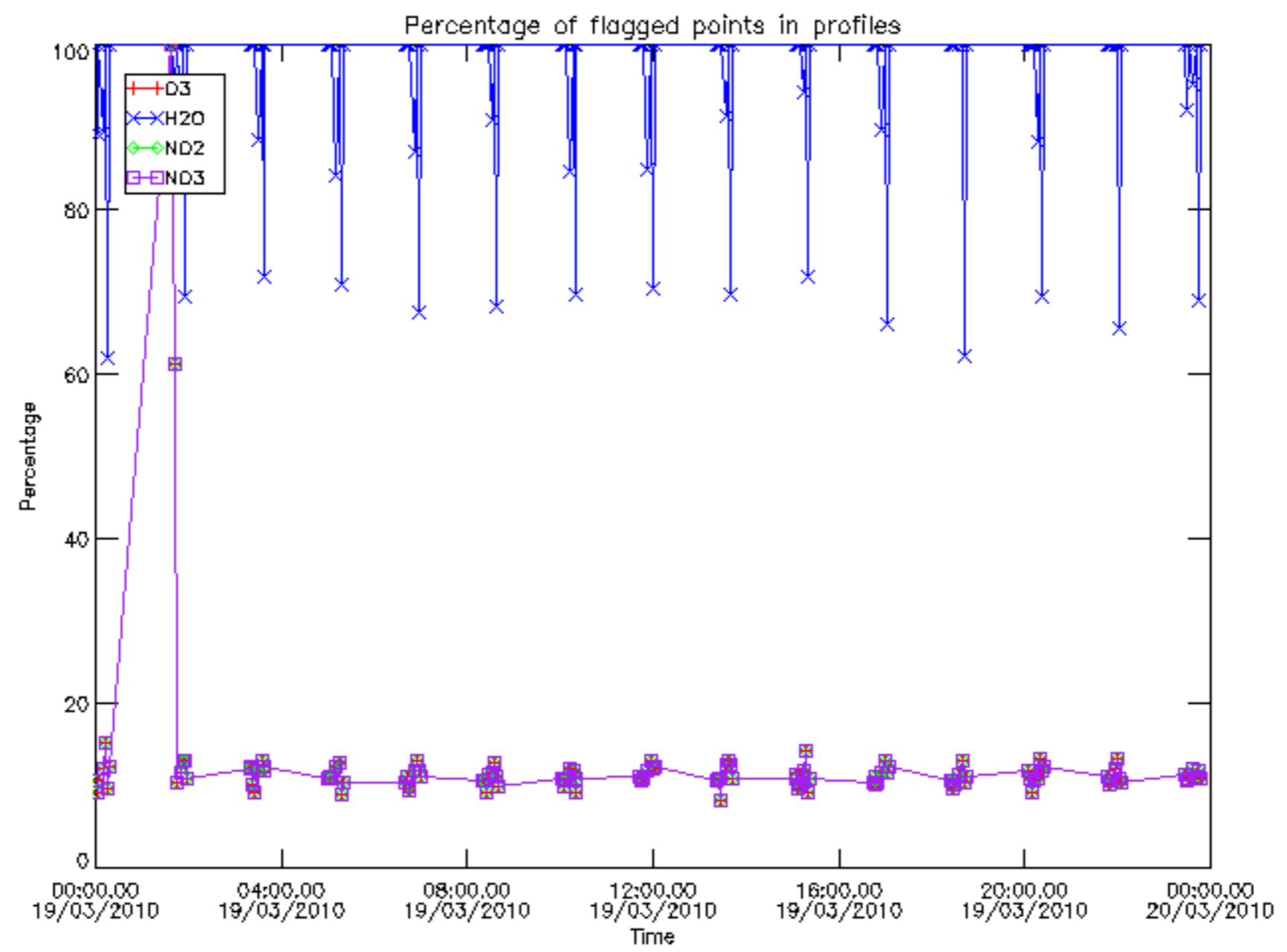
The colorbar represents the latitude.



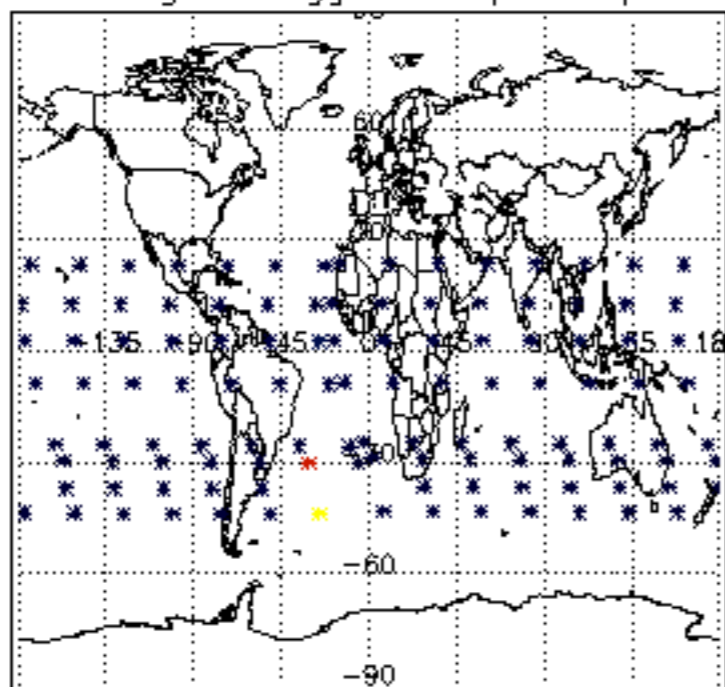
6. Auxiliary Data Files used for the production reported in section 2

The number reported in the third column indicates since which file (see list in section 2) the corresponding auxiliary file has been used. The fourth column is the date of those product files.

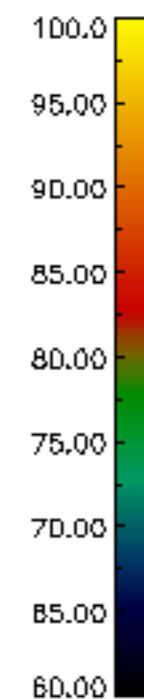
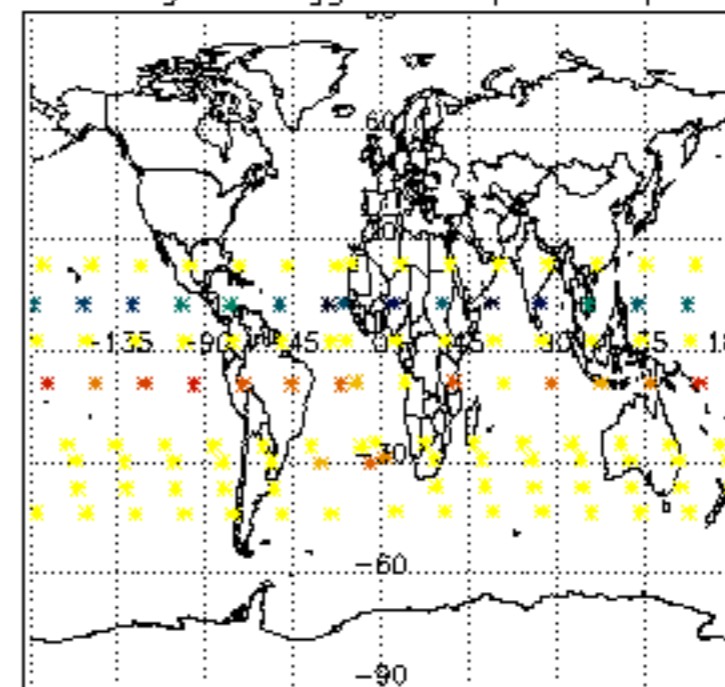
Type	Auxiliary Filename	Used since product	Used since product date
INST_PHYS_CHARACTERISTICS	GOM_INS_AXVIEC20091111_143220_20030716_120000_20500101_000000	1	19-MAR-2010 00:01:20
LEVEL-2_PROC_CONFIG	GOM_PR2_AXVIEC20091111_152718_20020301_000000_20500101_000000	1	19-MAR-2010 00:01:20
CROSS_SECTIONS_FILE	GOM_CRS_AXVIEC20091111_154832_20020301_000000_20500101_000000	1	19-MAR-2010 00:01:20



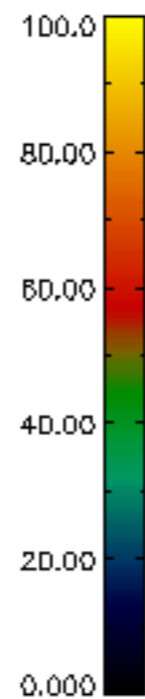
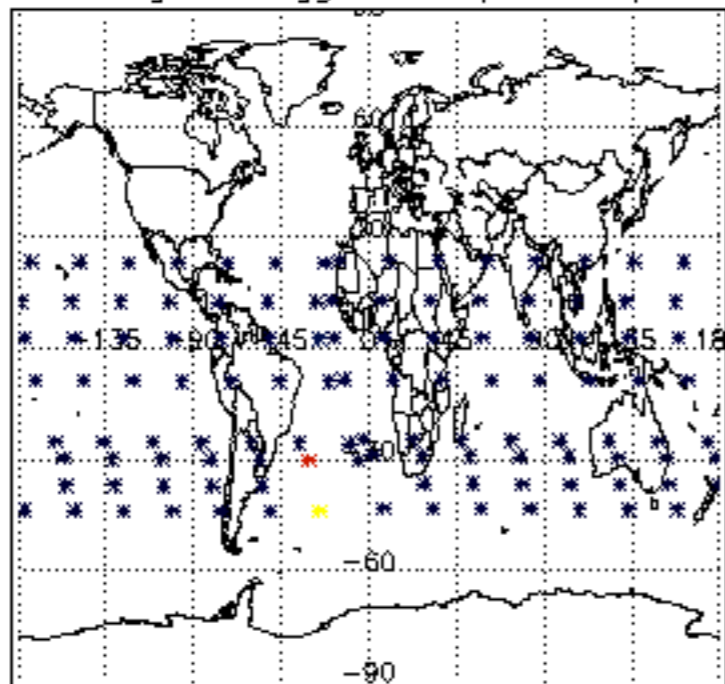
Percentage of flagged data per D3 profile



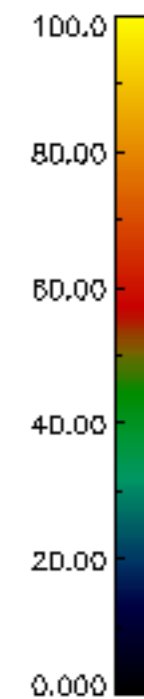
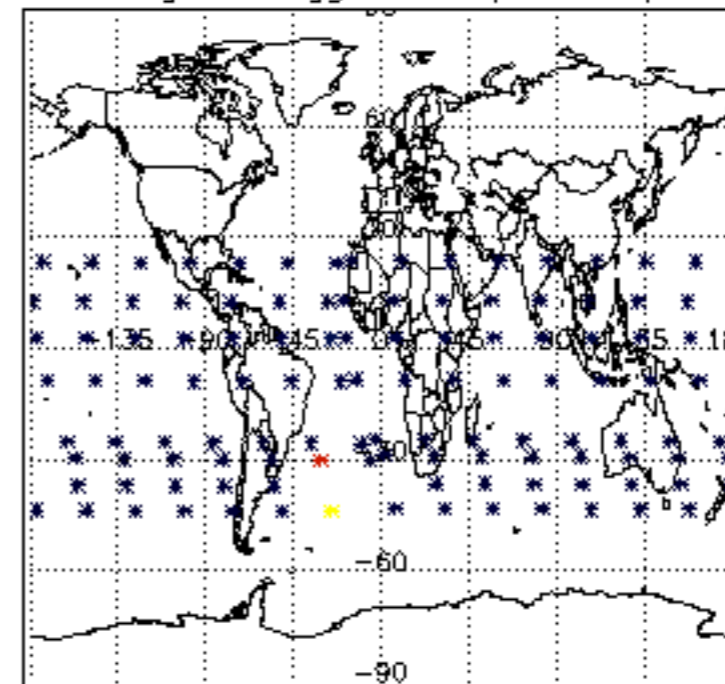
Percentage of flagged data per H2O profile

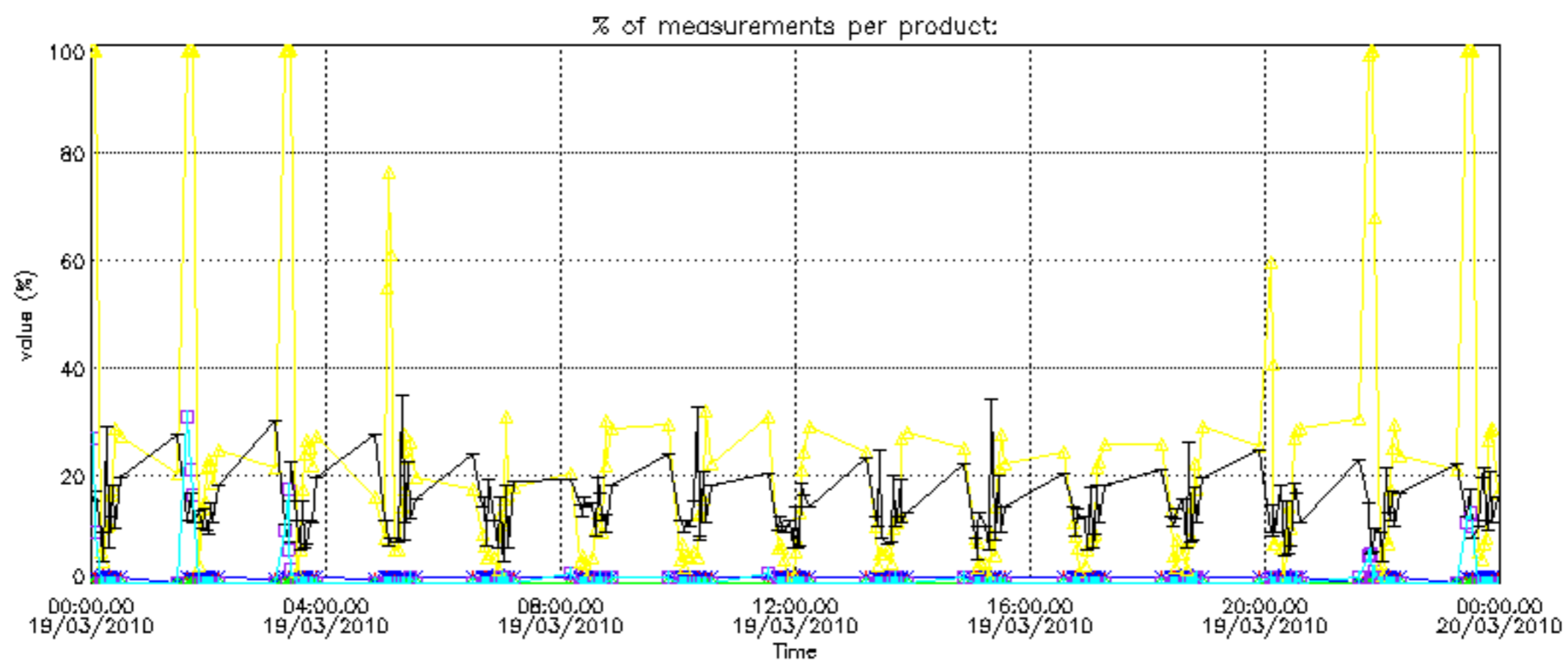
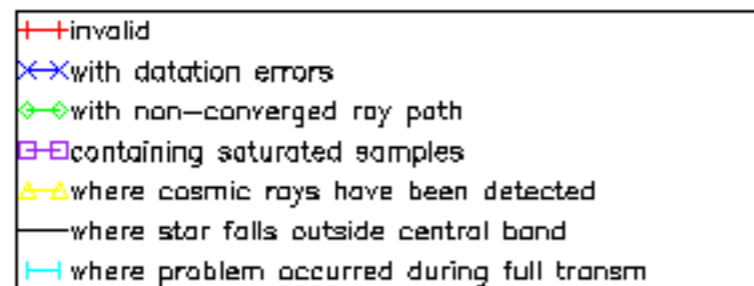


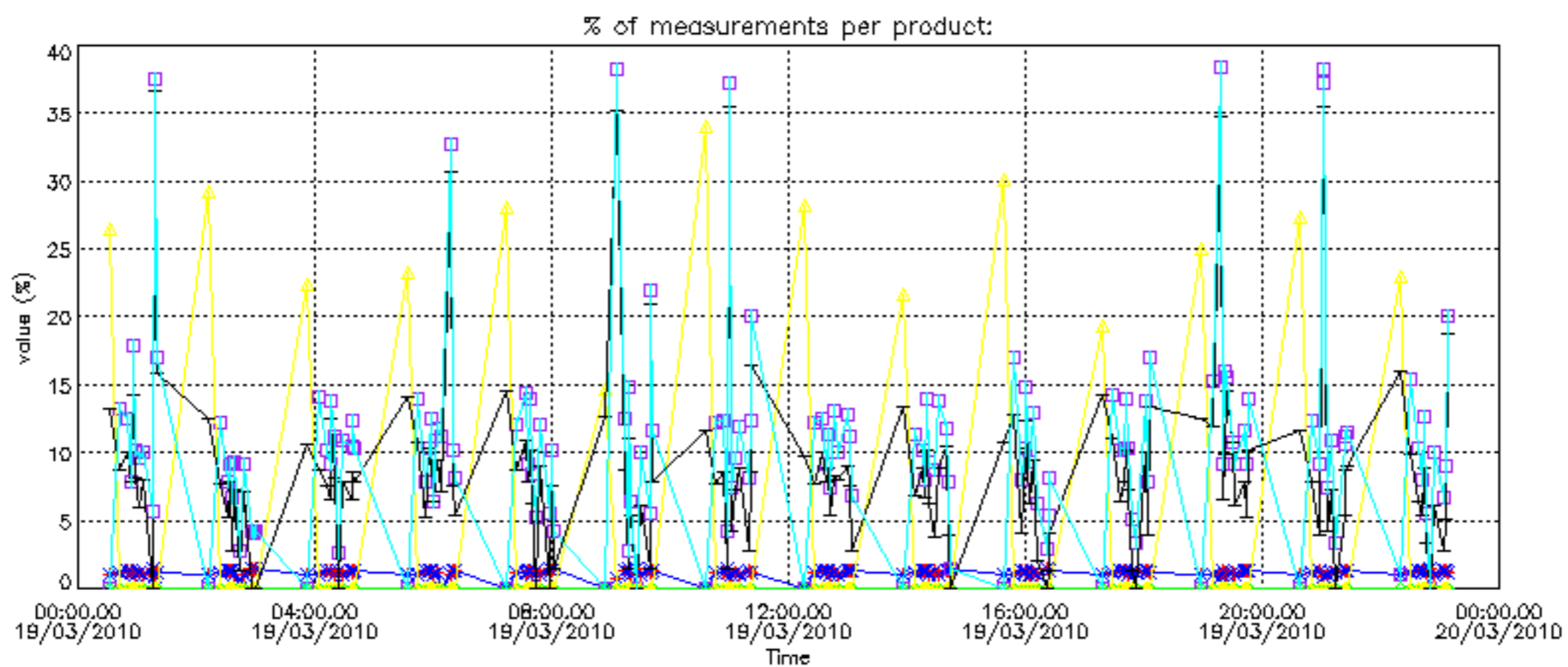
Percentage of flagged data per NO2 profile



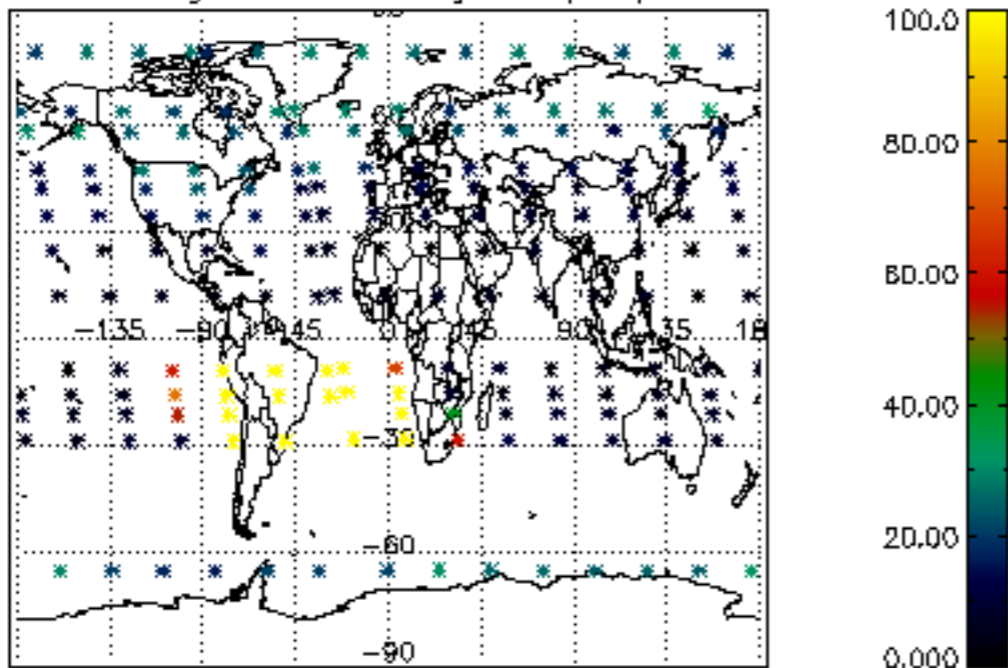
Percentage of flagged data per NO3 profile



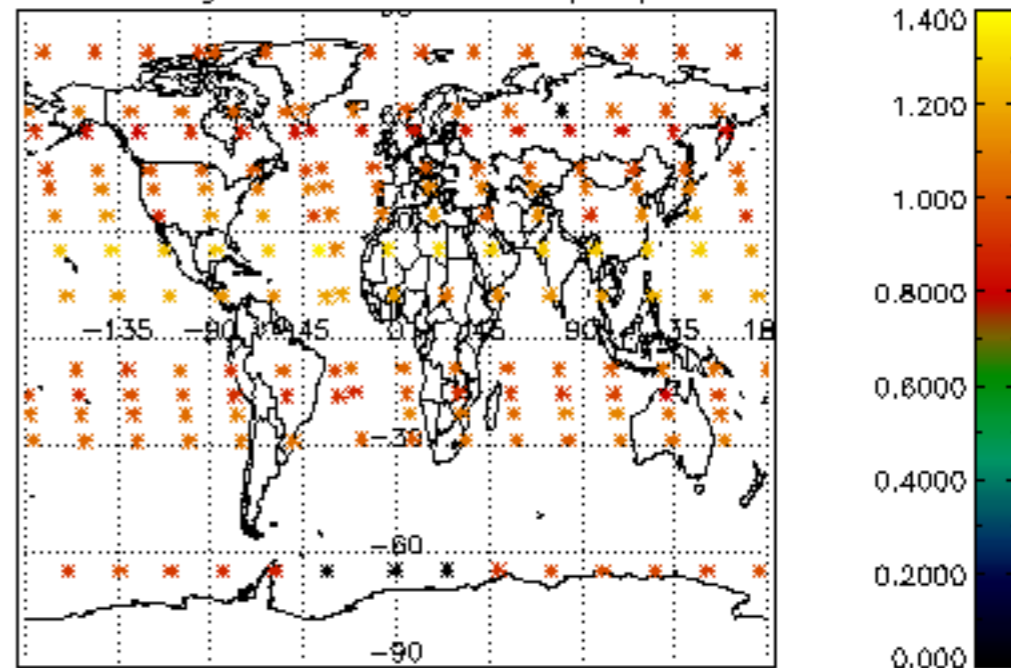




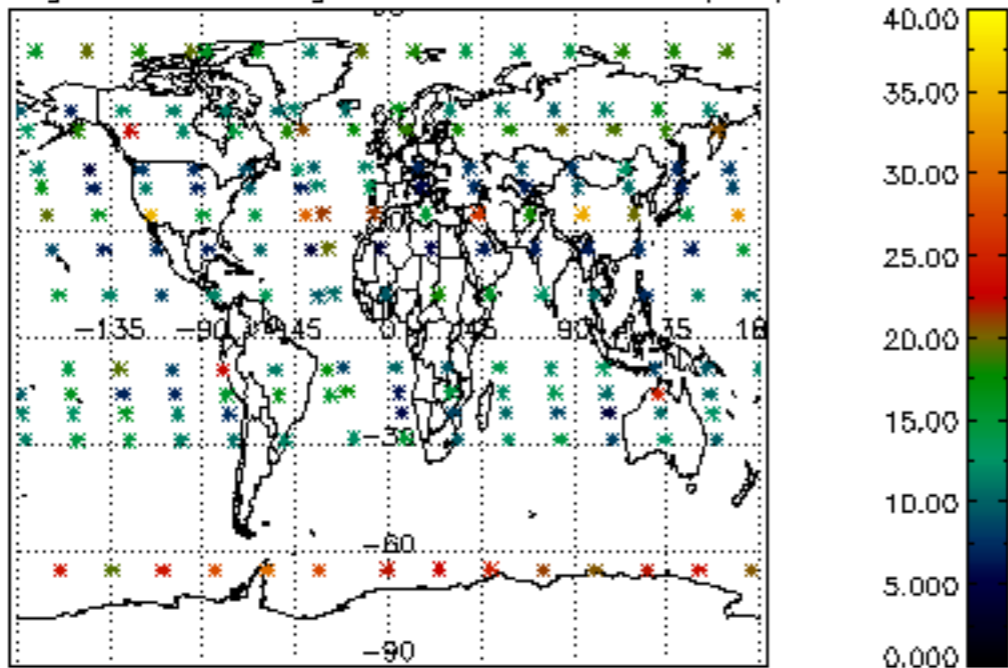
Percentage of cosmic ray hits per profile



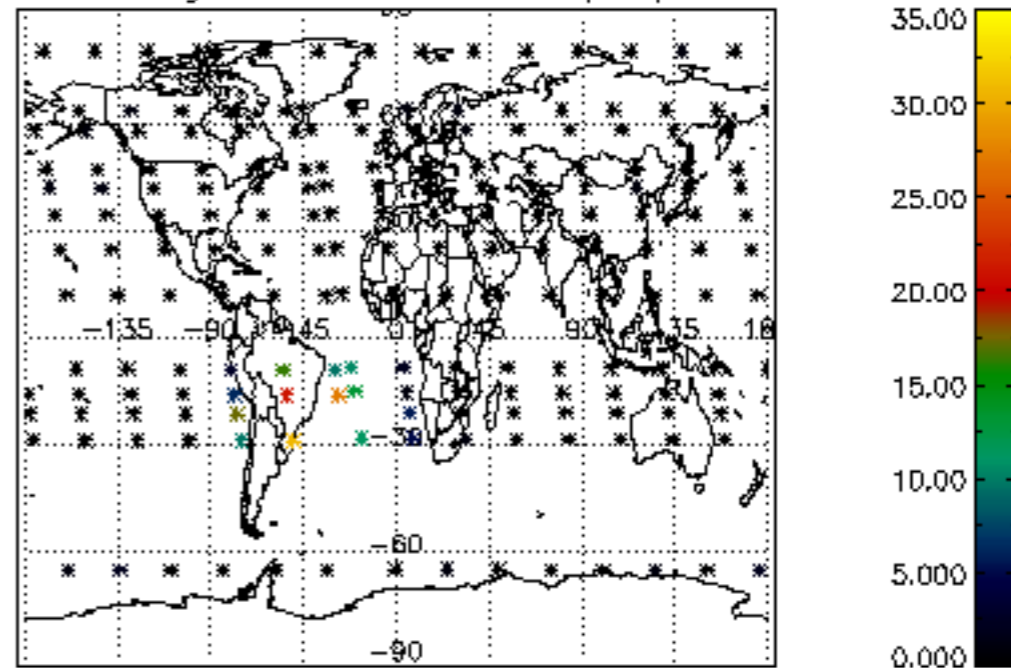
Percentage of datation errors per profile



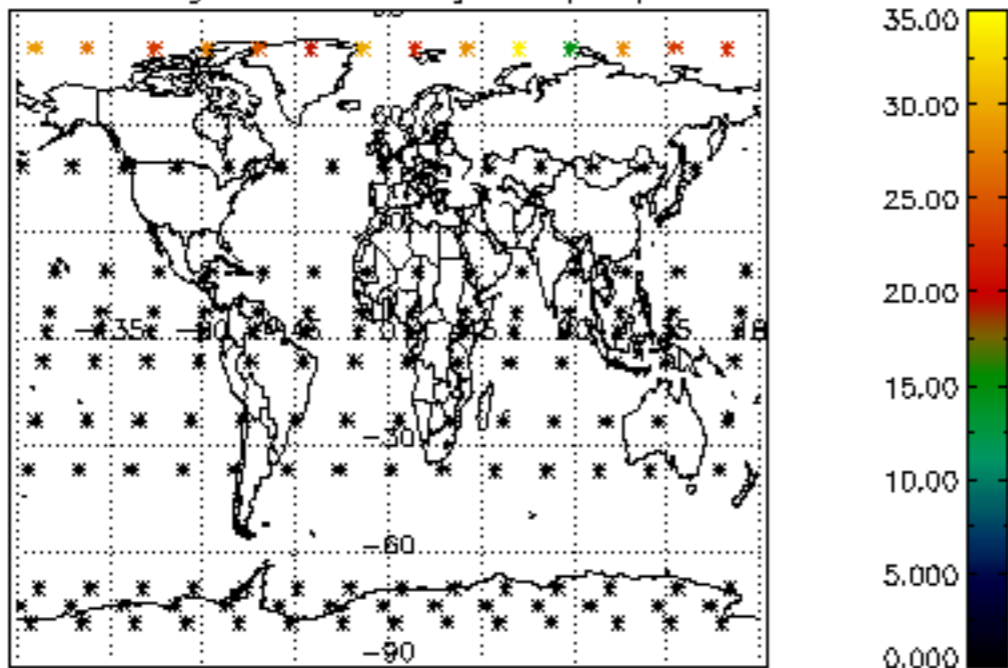
Percentage of star falling outside central band per profile



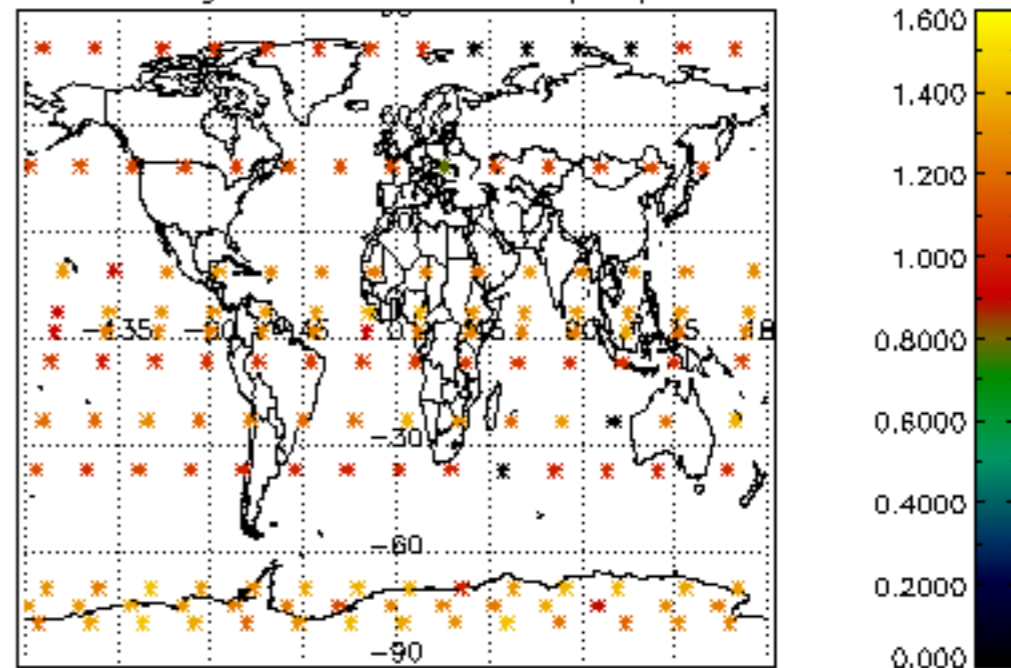
Percentage of saturation errors per profile



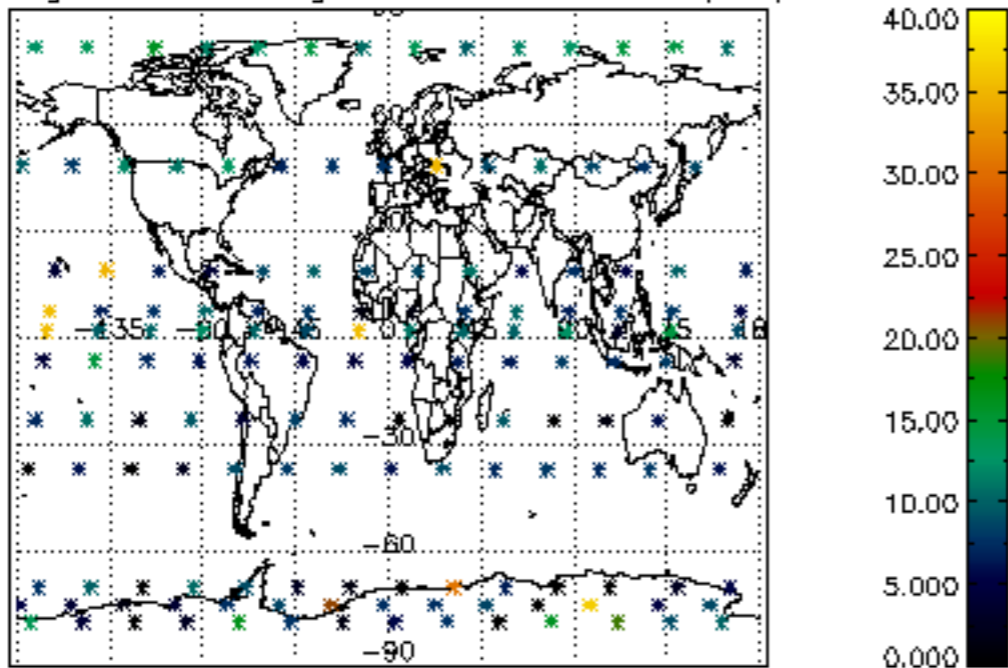
Percentage of cosmic ray hits per profile



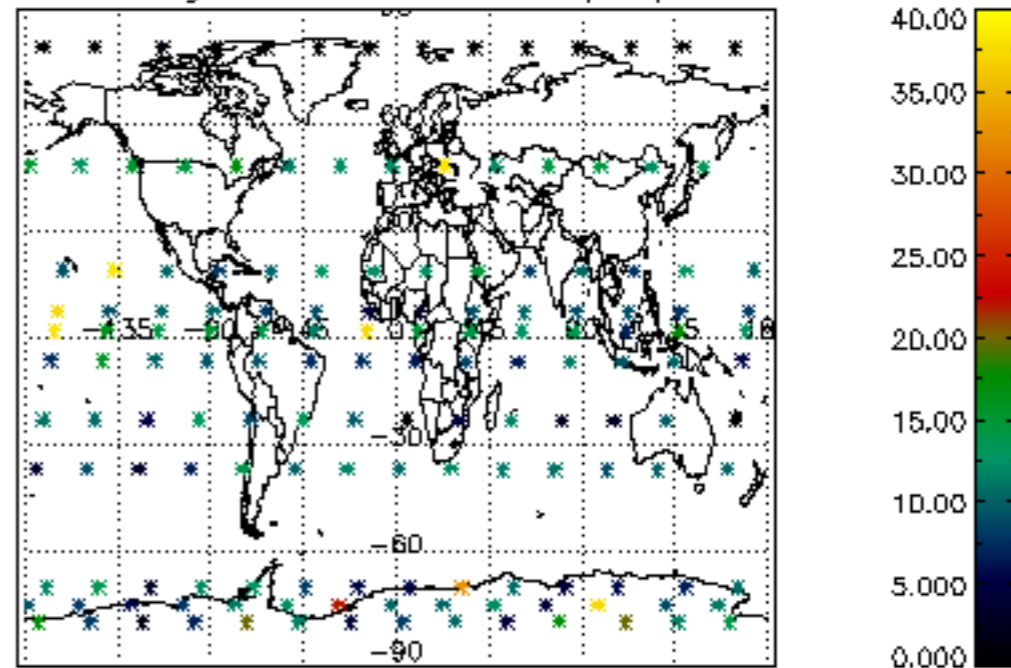
Percentage of datation errors per profile

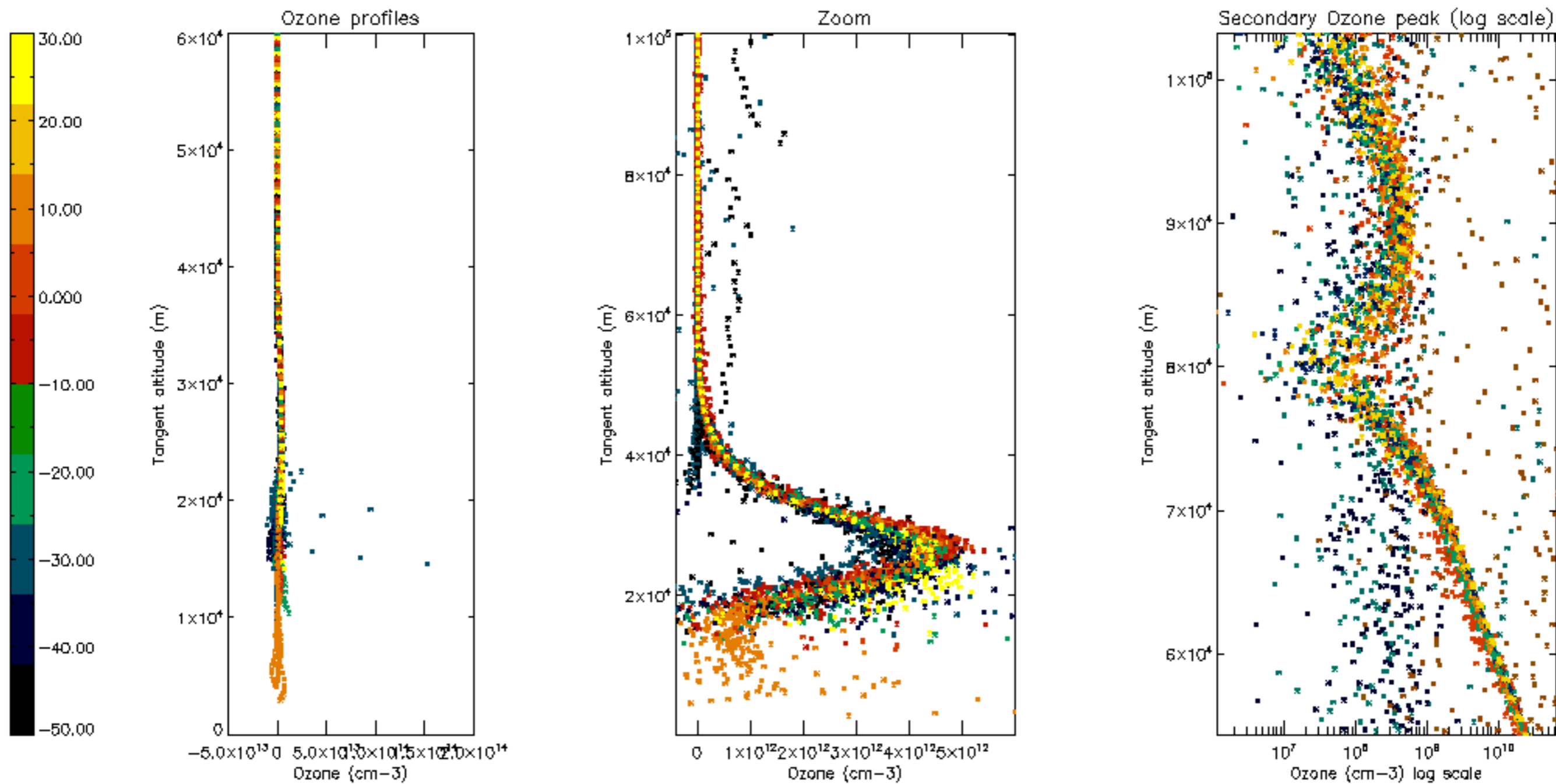


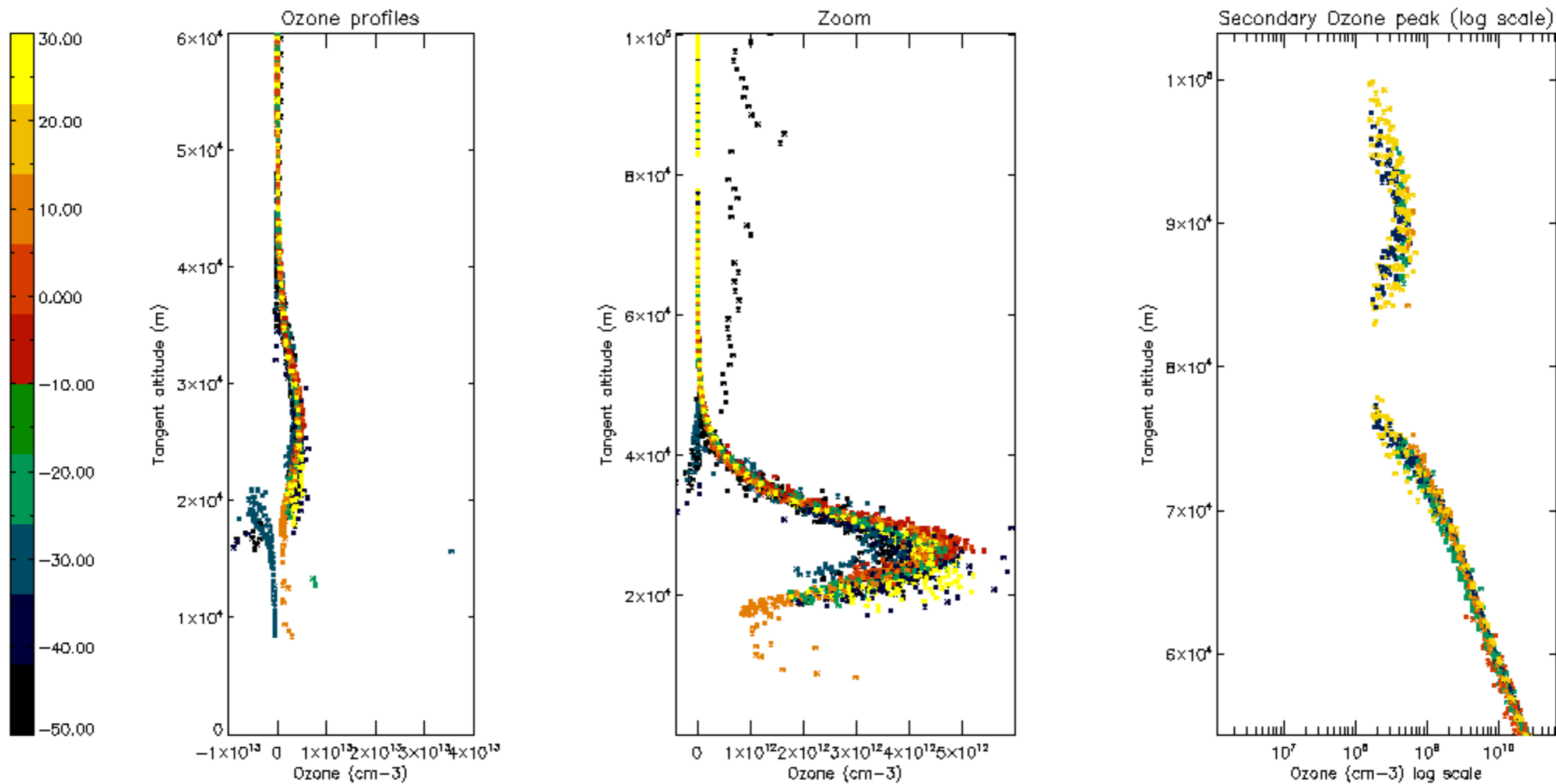
Percentage of star falling outside central band per profile

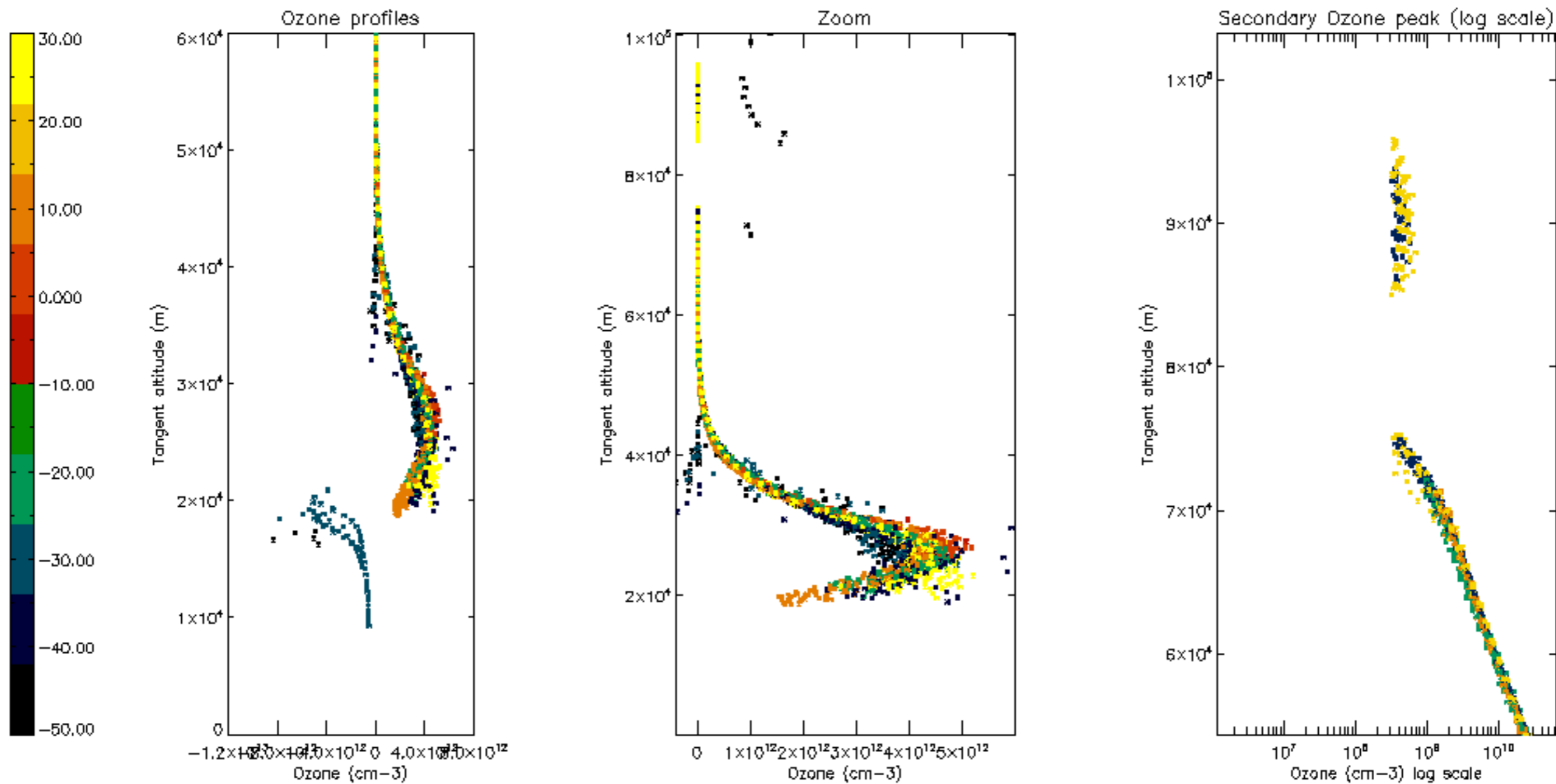


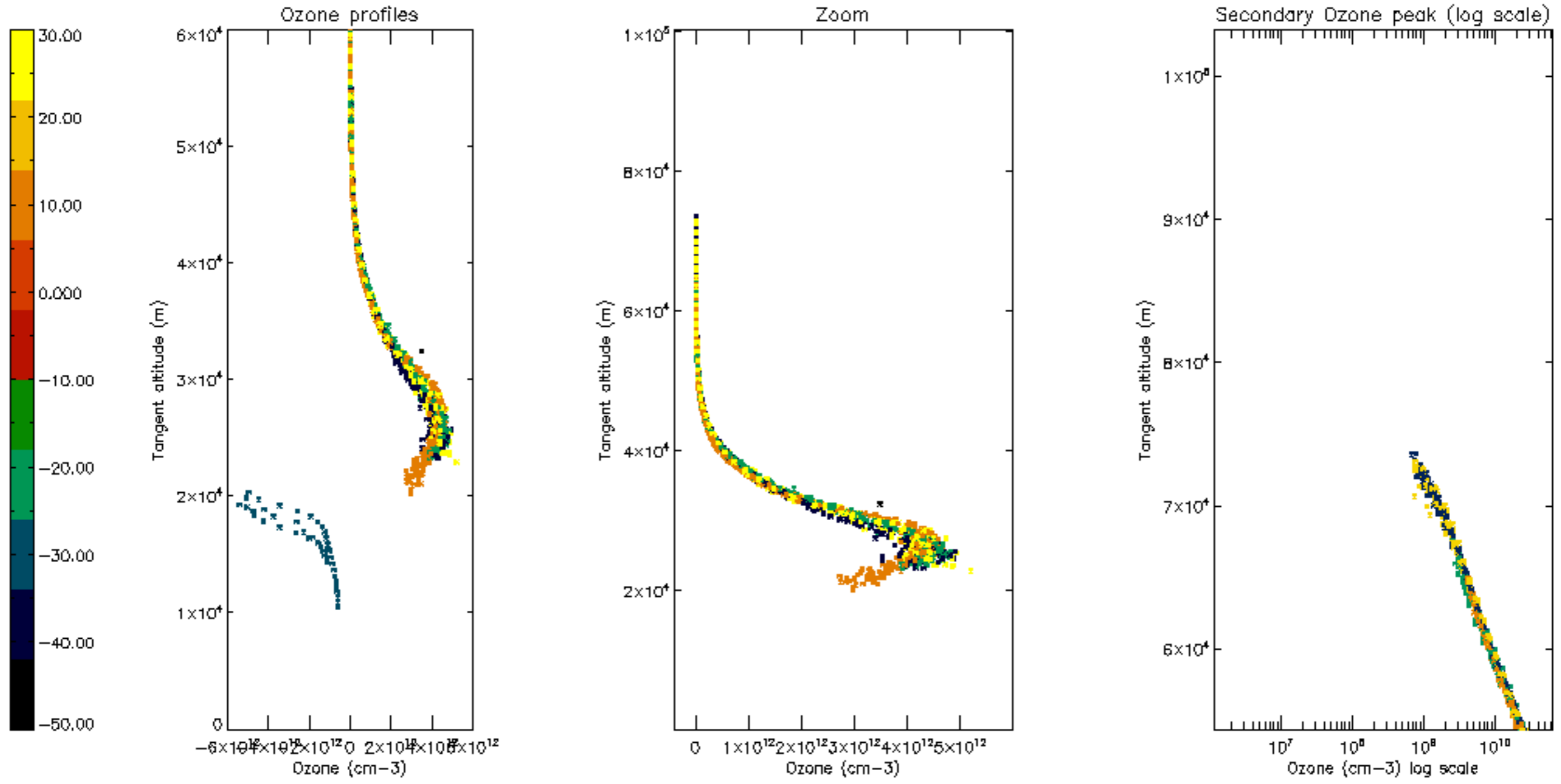
Percentage of saturation errors per profile

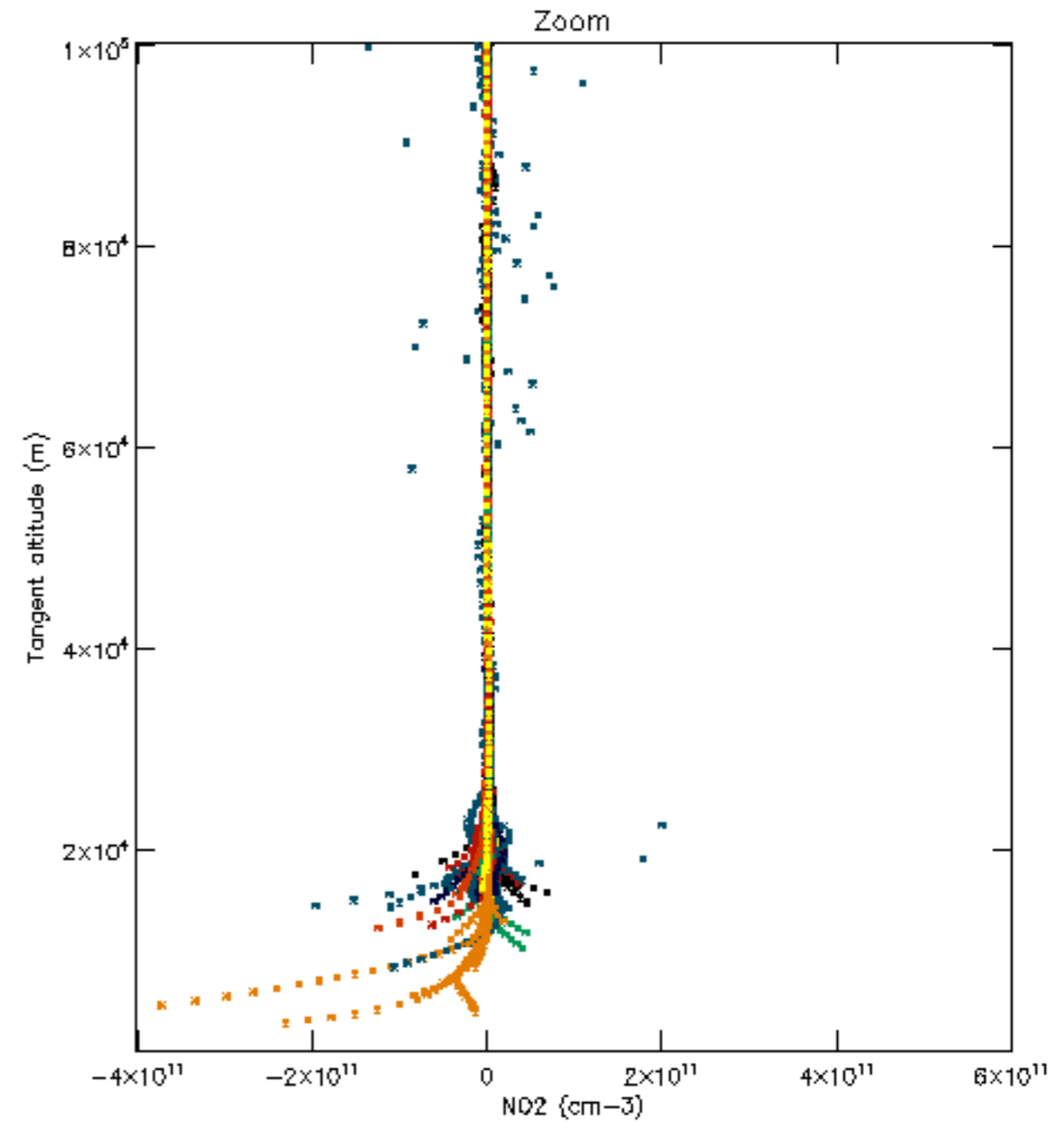
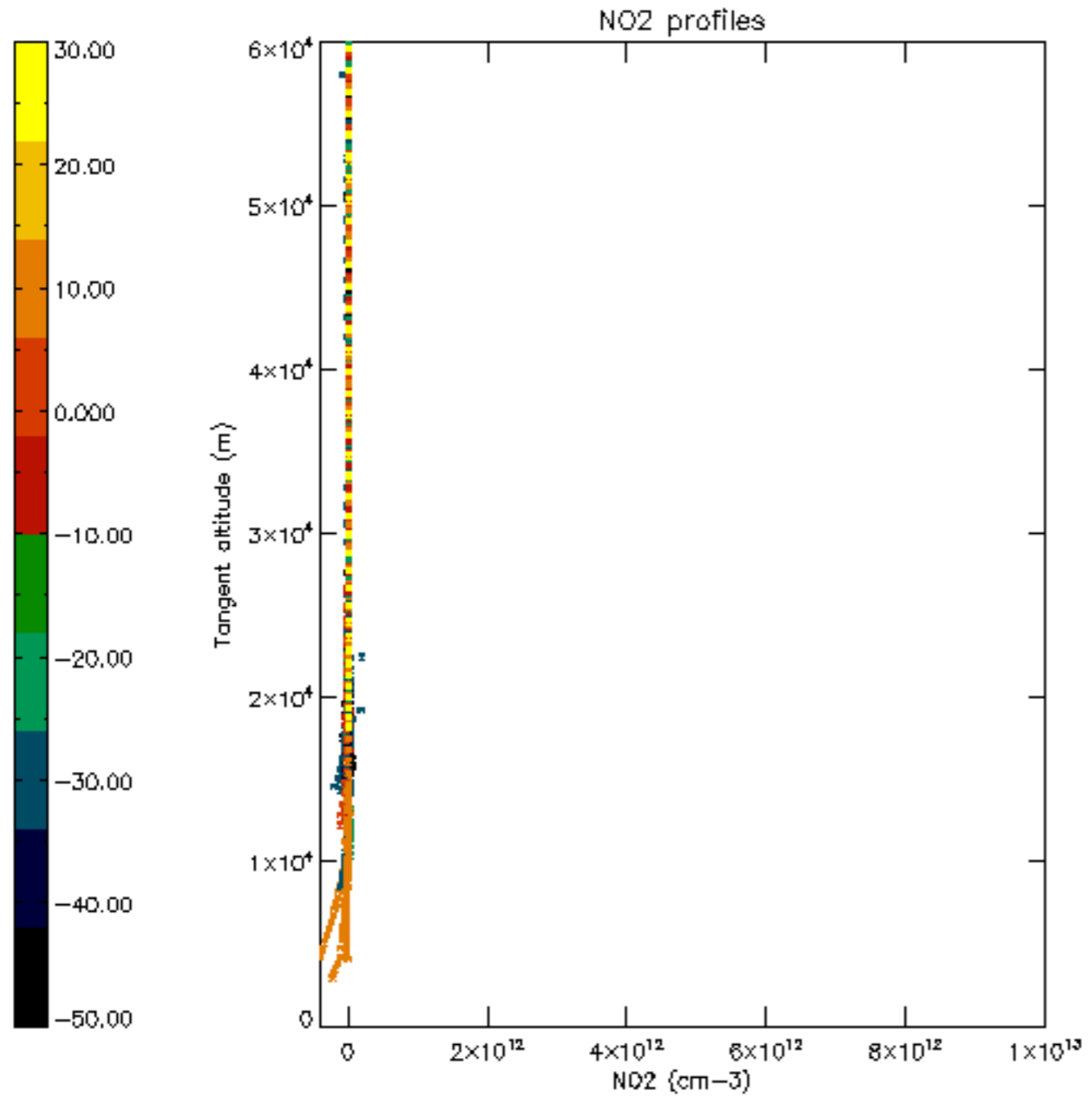


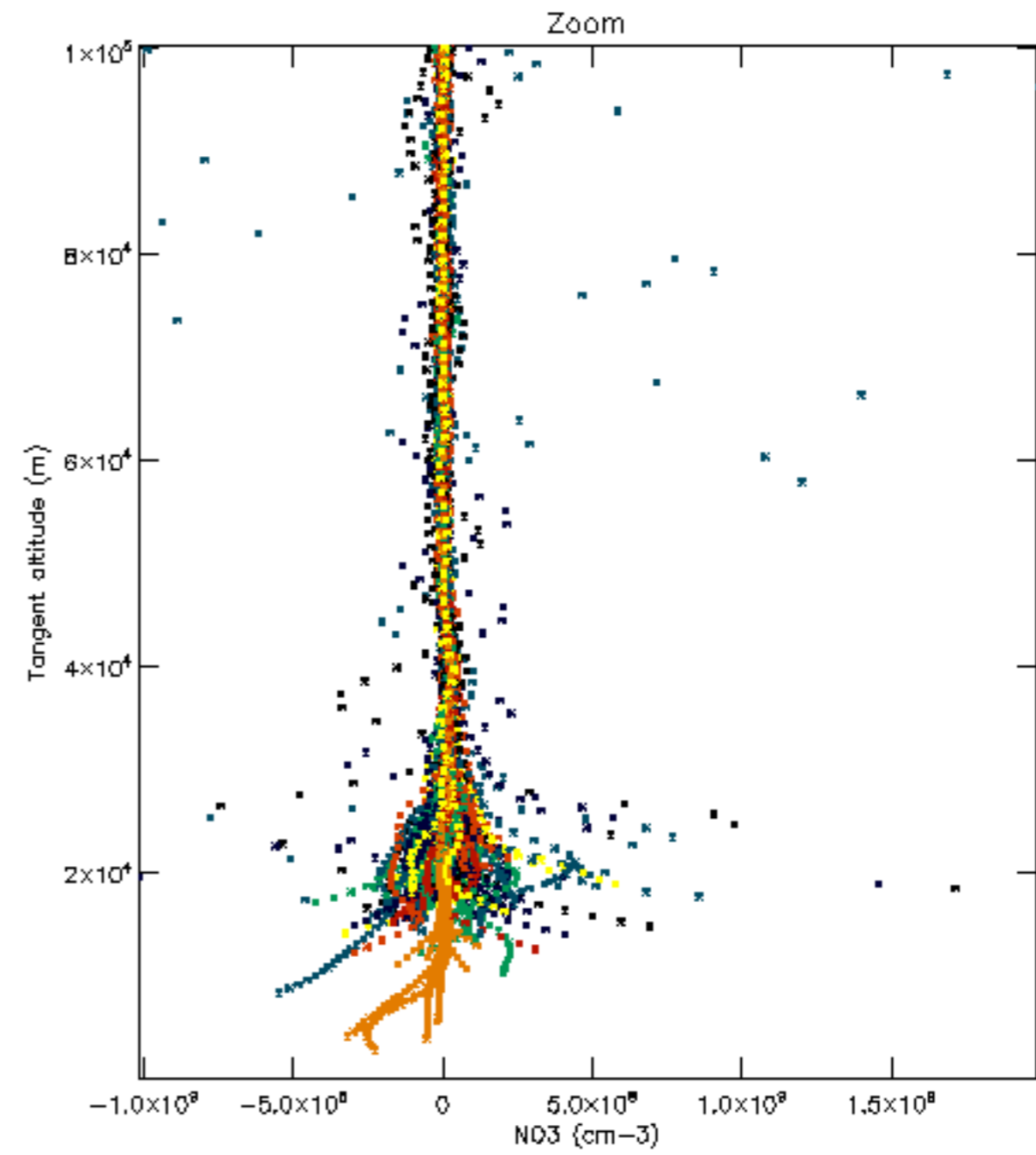
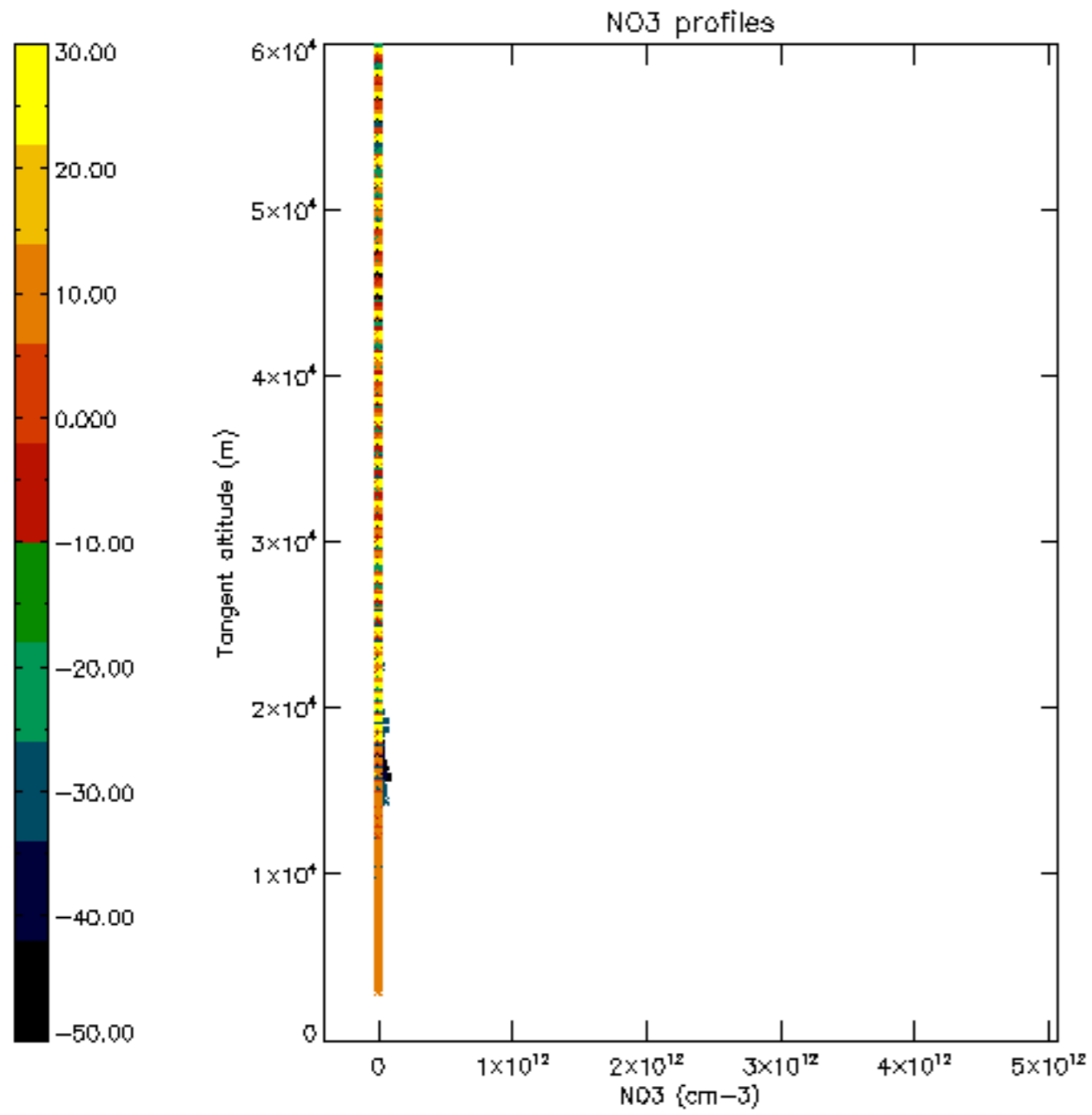


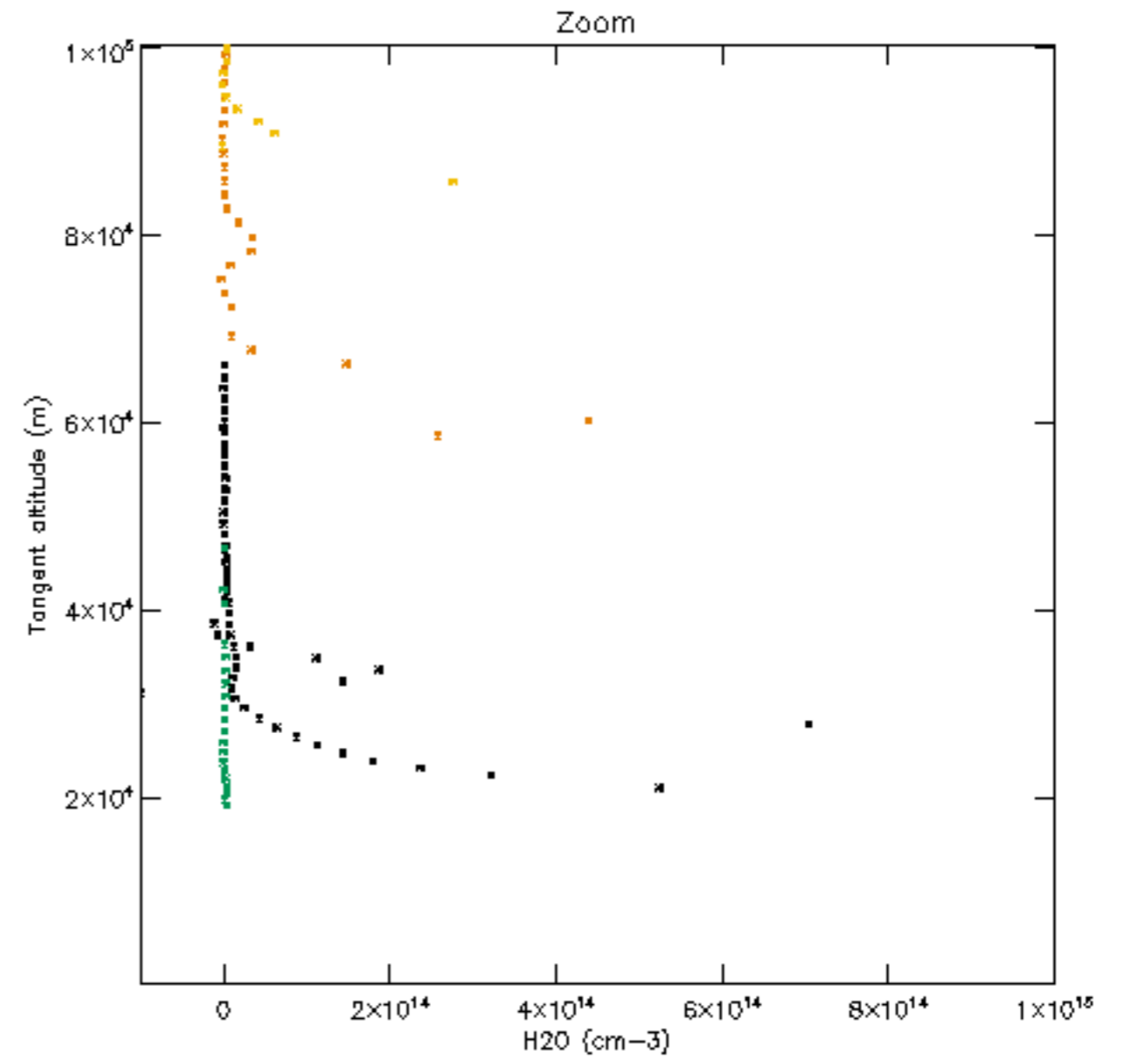
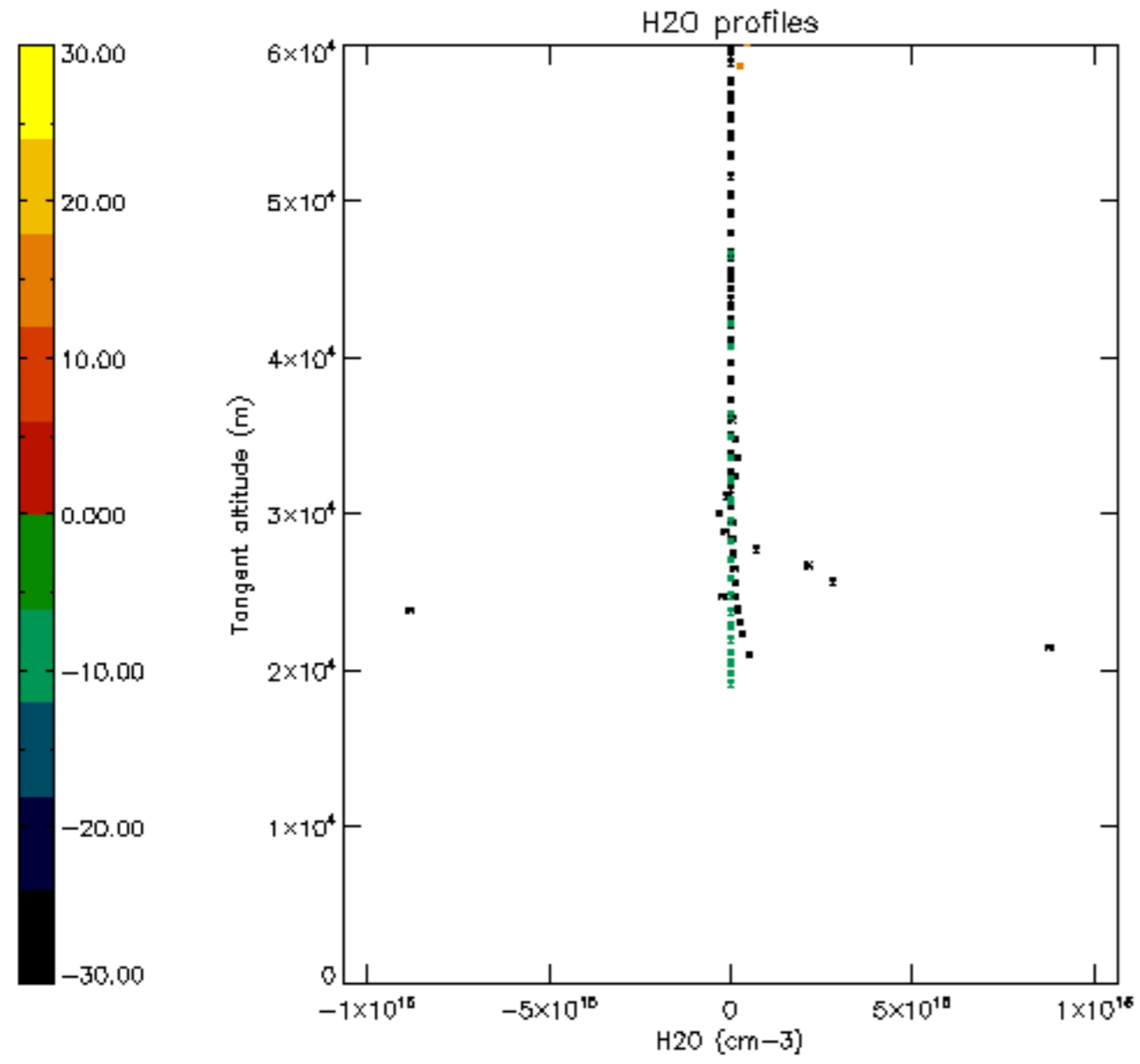


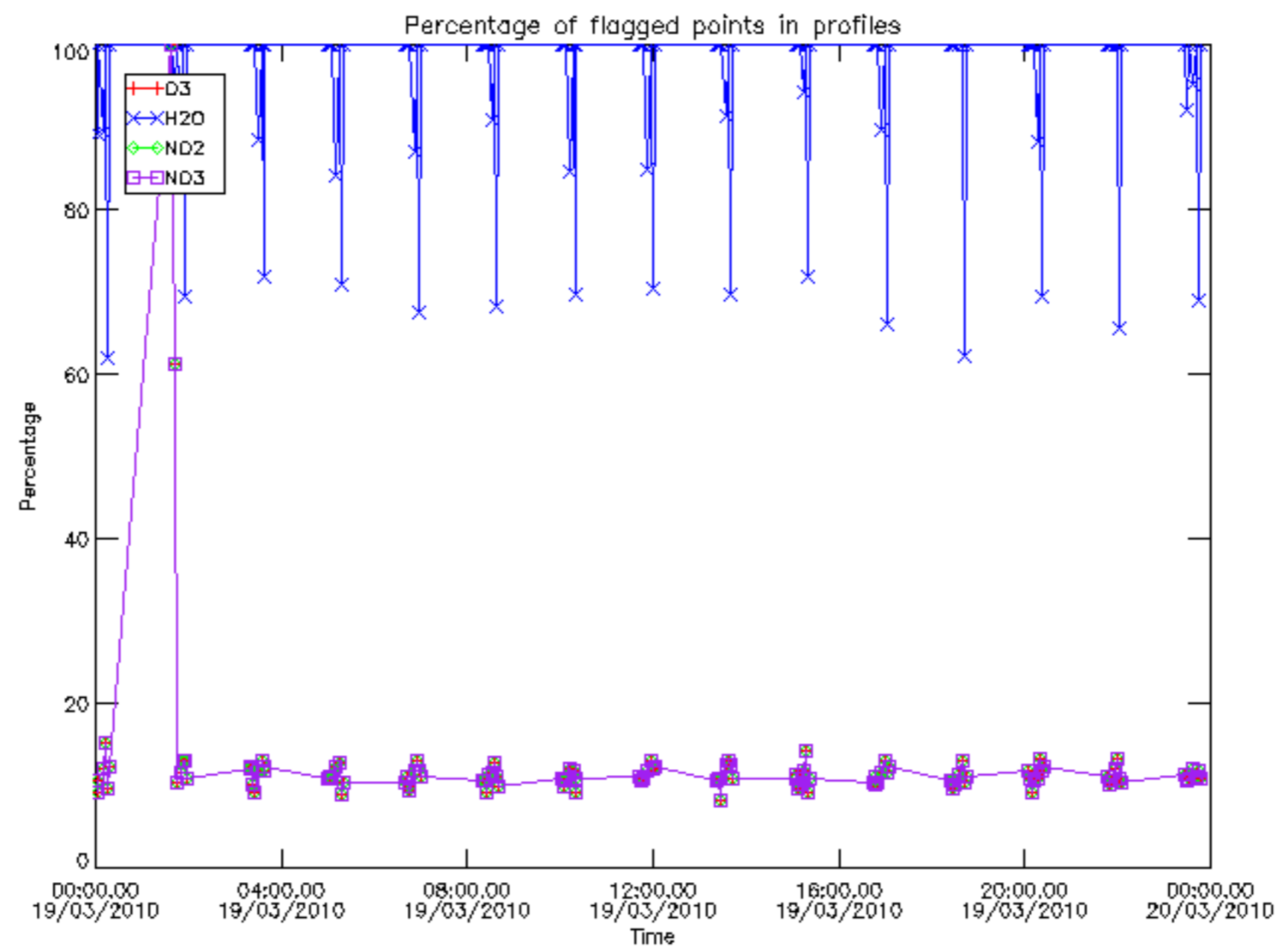




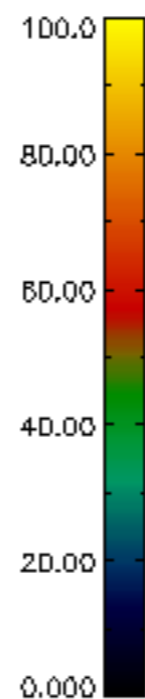
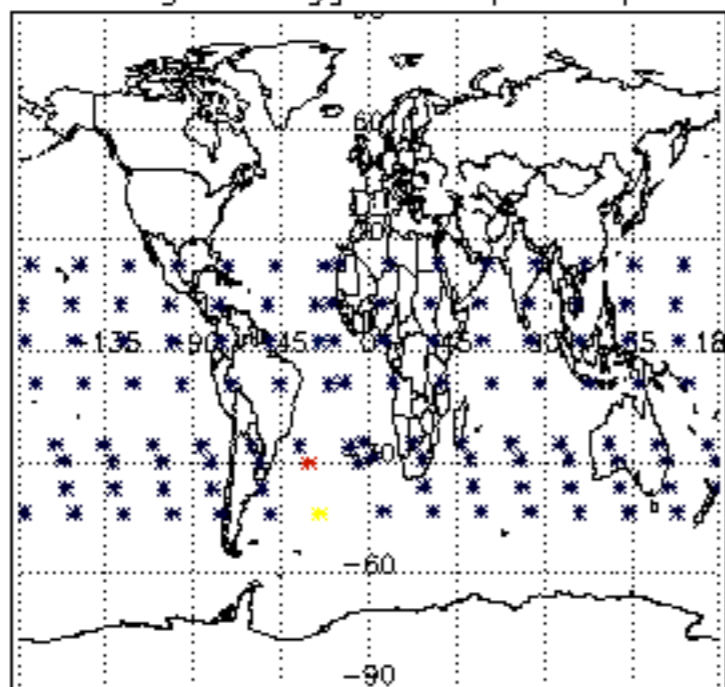




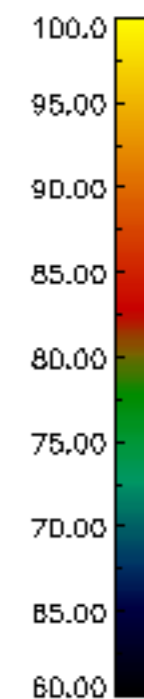
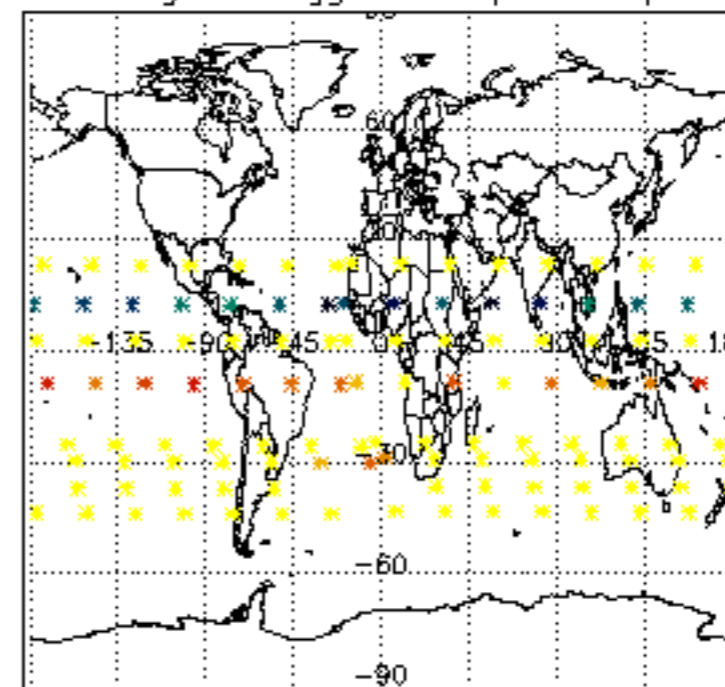




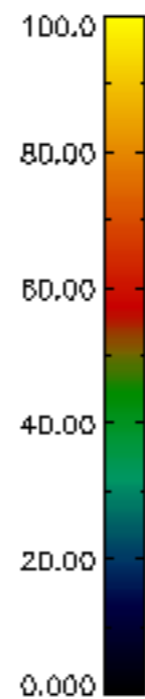
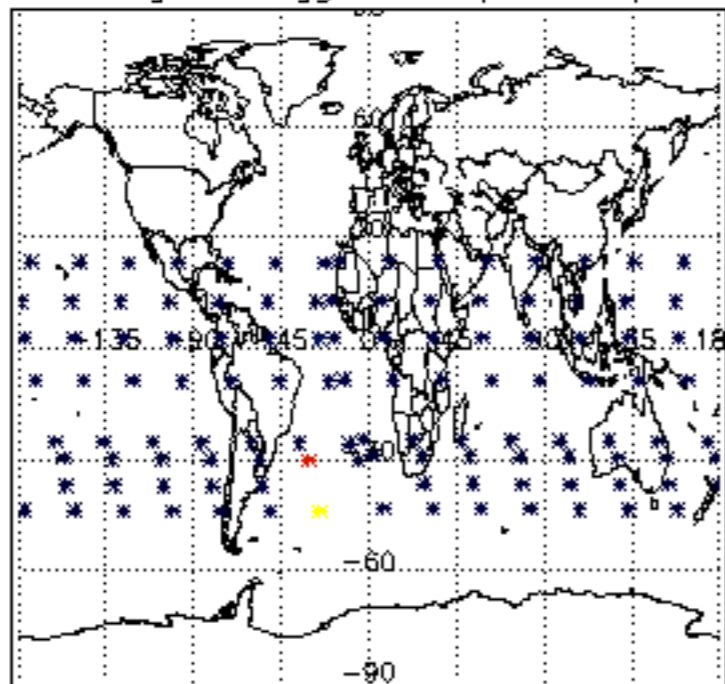
Percentage of flagged data per D3 profile



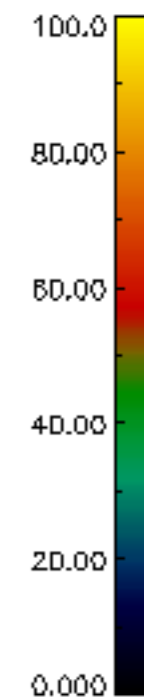
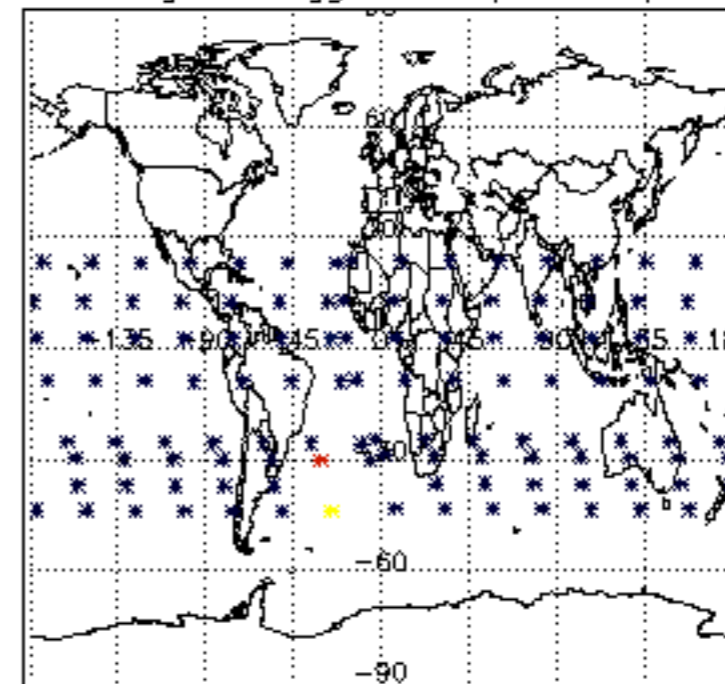
Percentage of flagged data per H2O profile

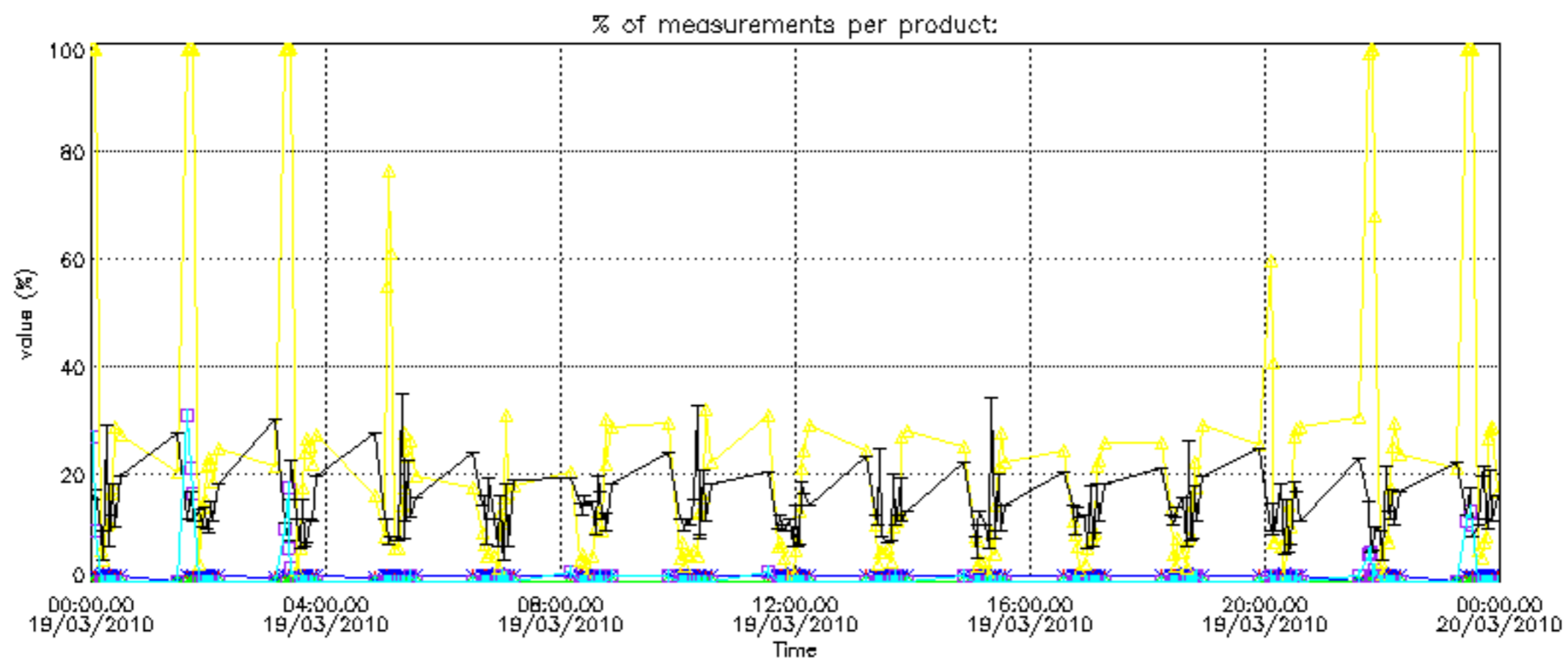
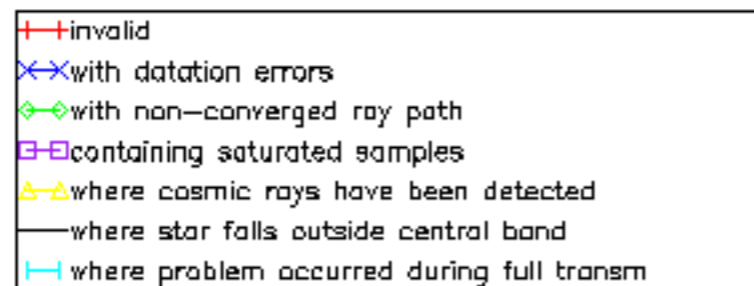


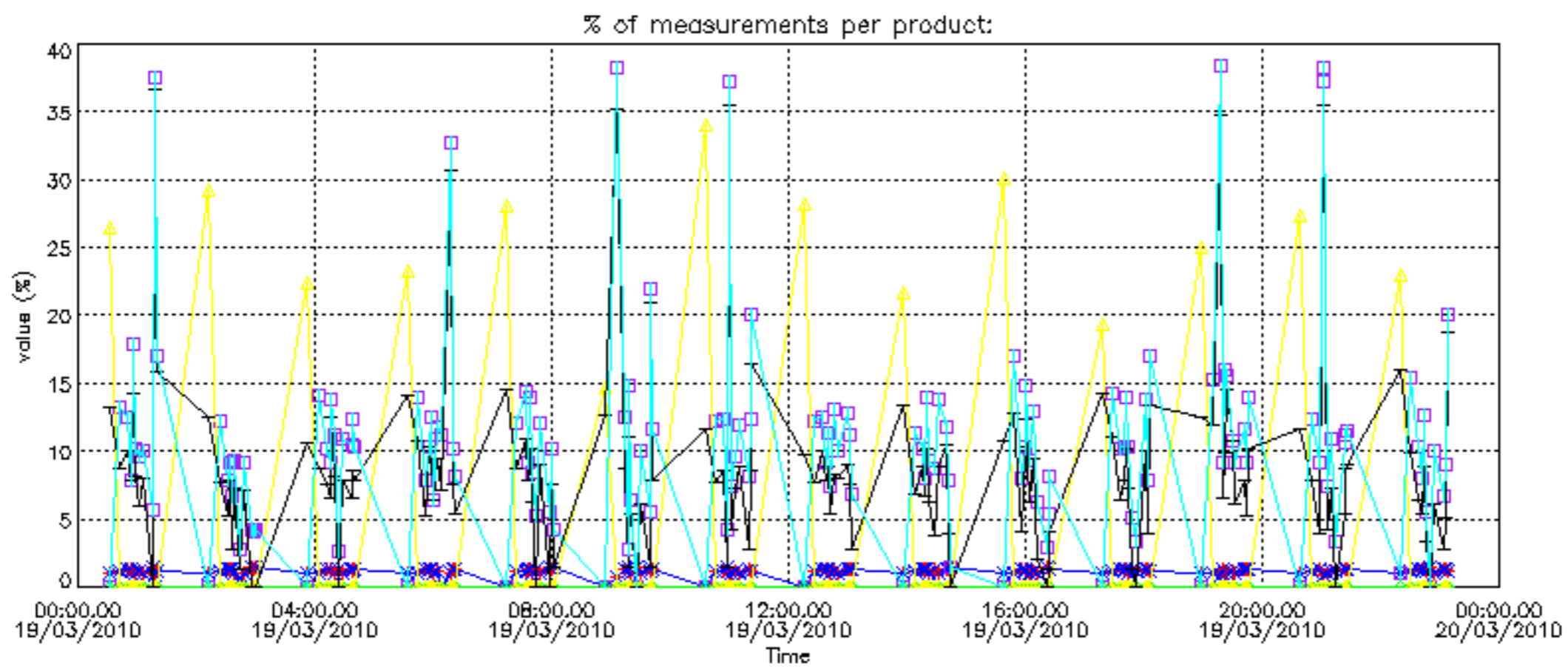
Percentage of flagged data per NO2 profile



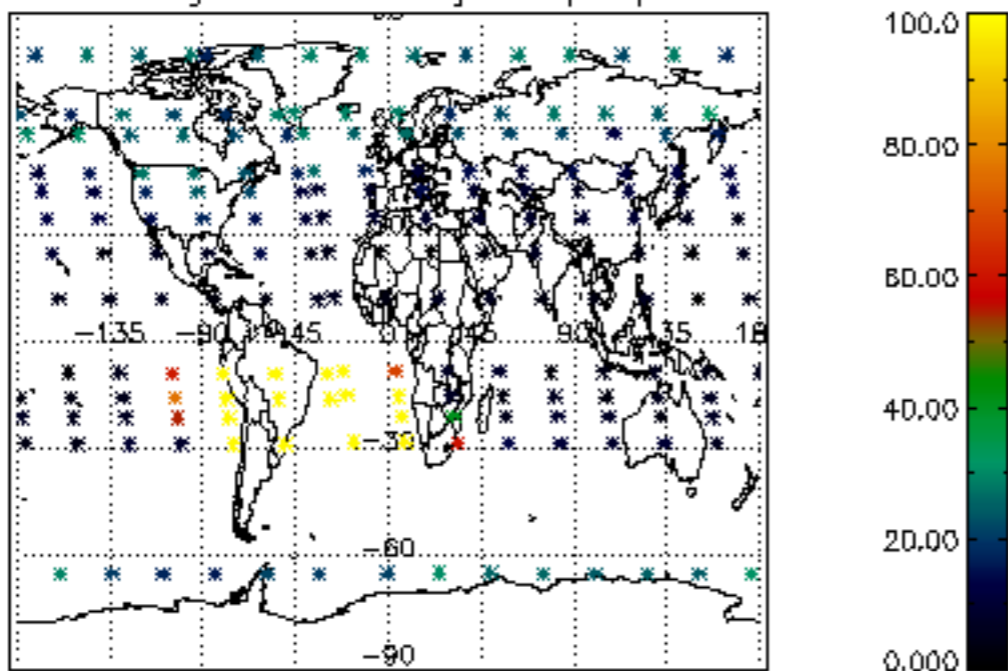
Percentage of flagged data per NO3 profile



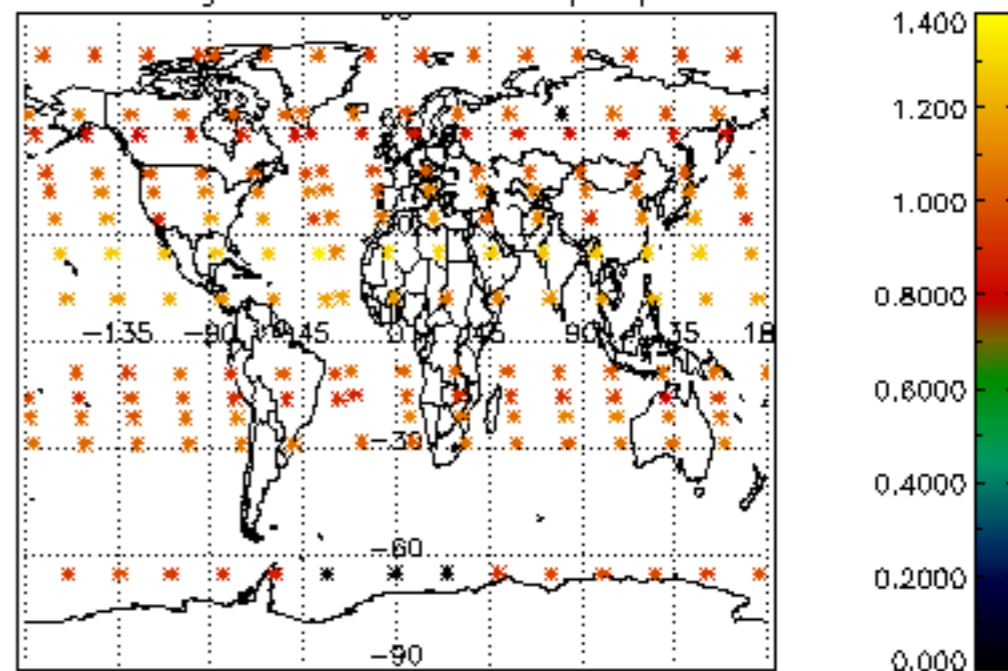




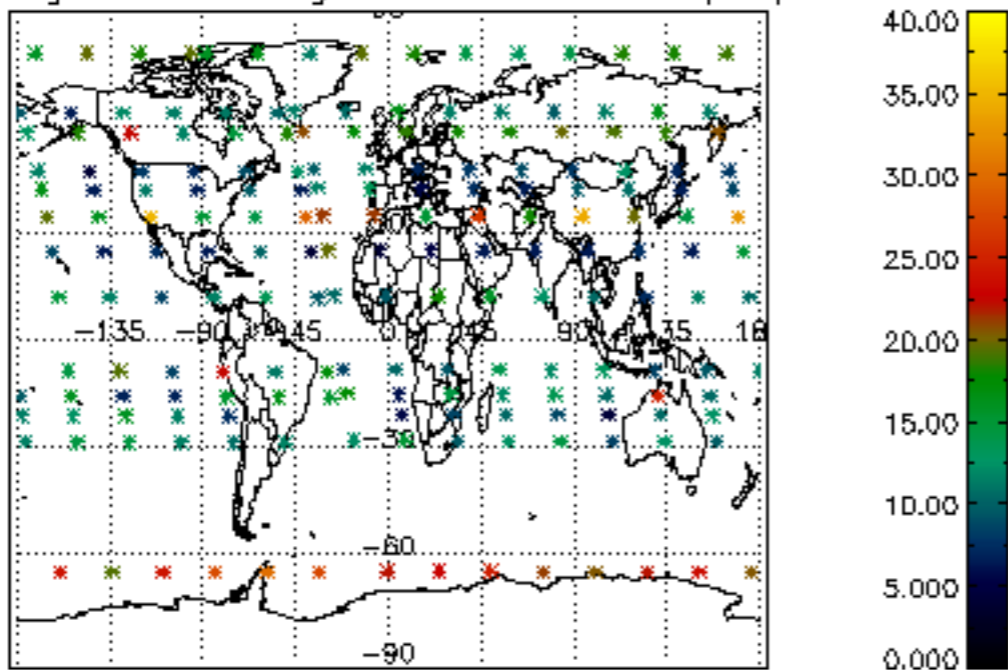
Percentage of cosmic ray hits per profile



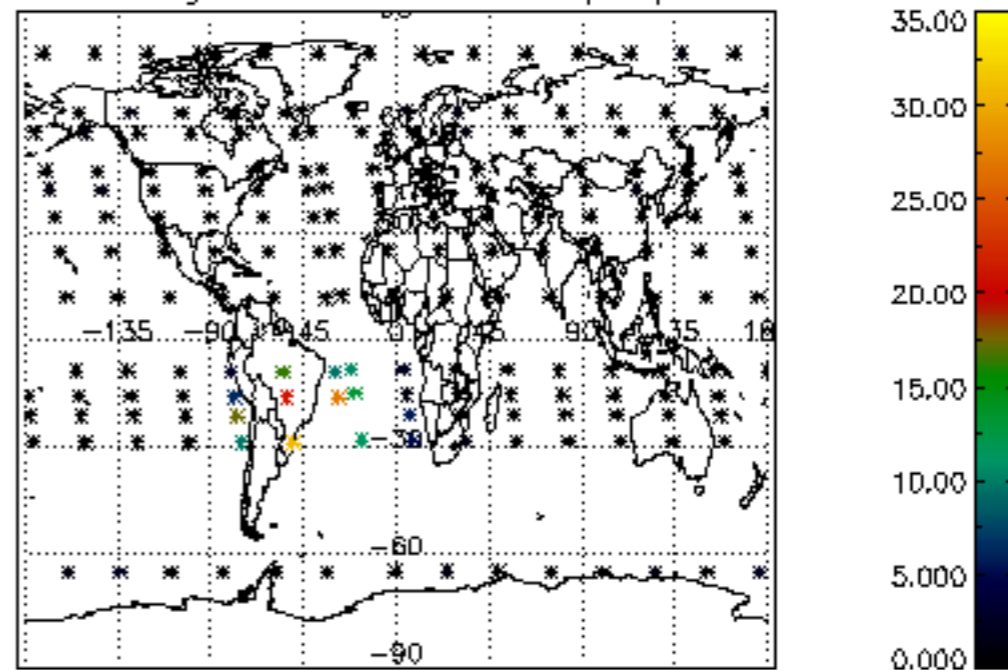
Percentage of datation errors per profile



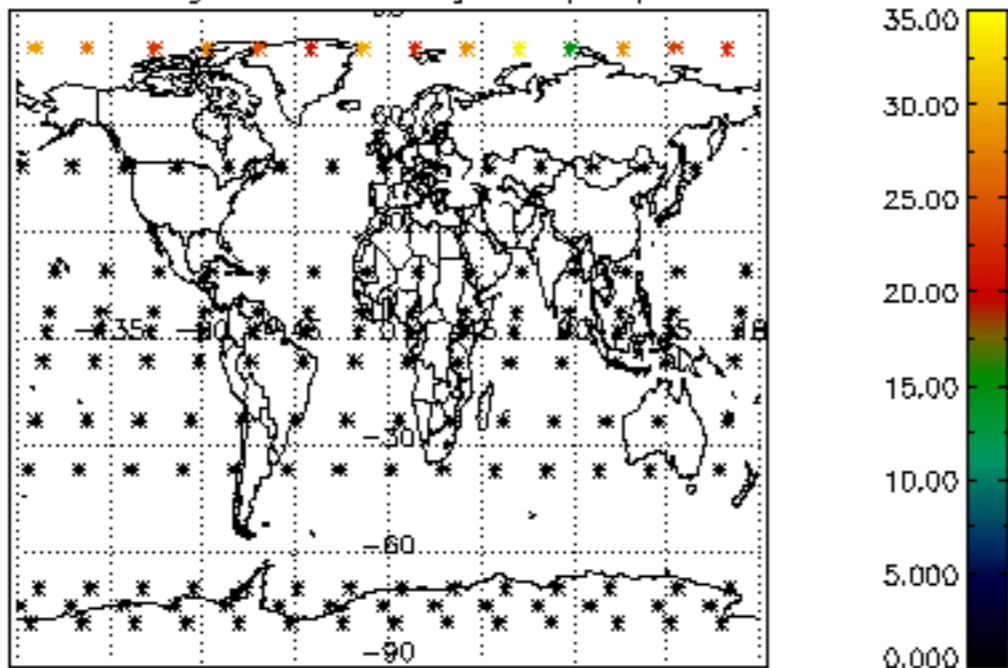
Percentage of star falling outside central band per profile



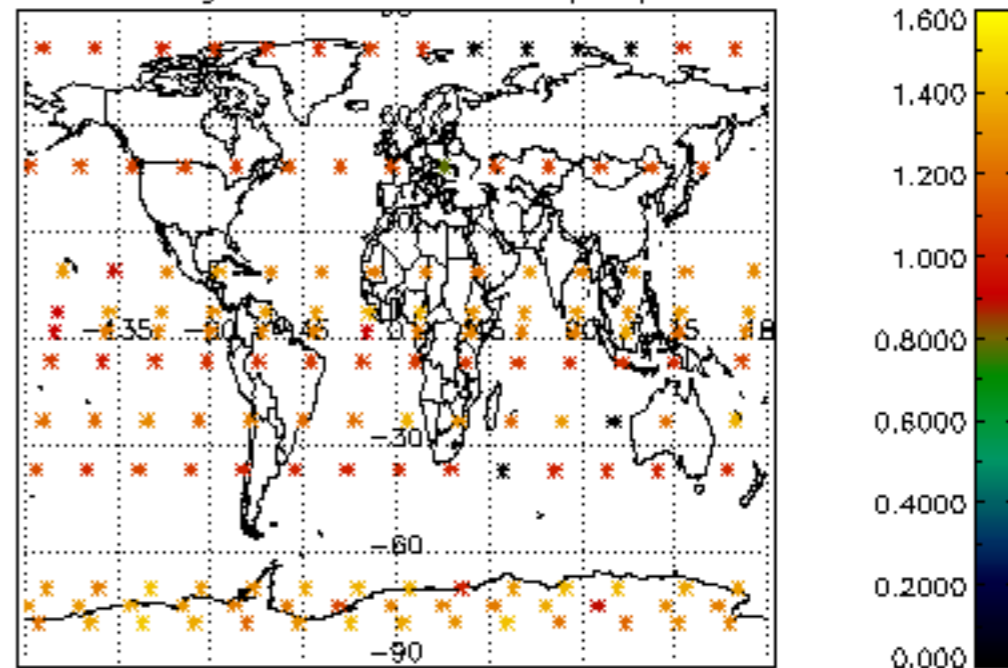
Percentage of saturation errors per profile



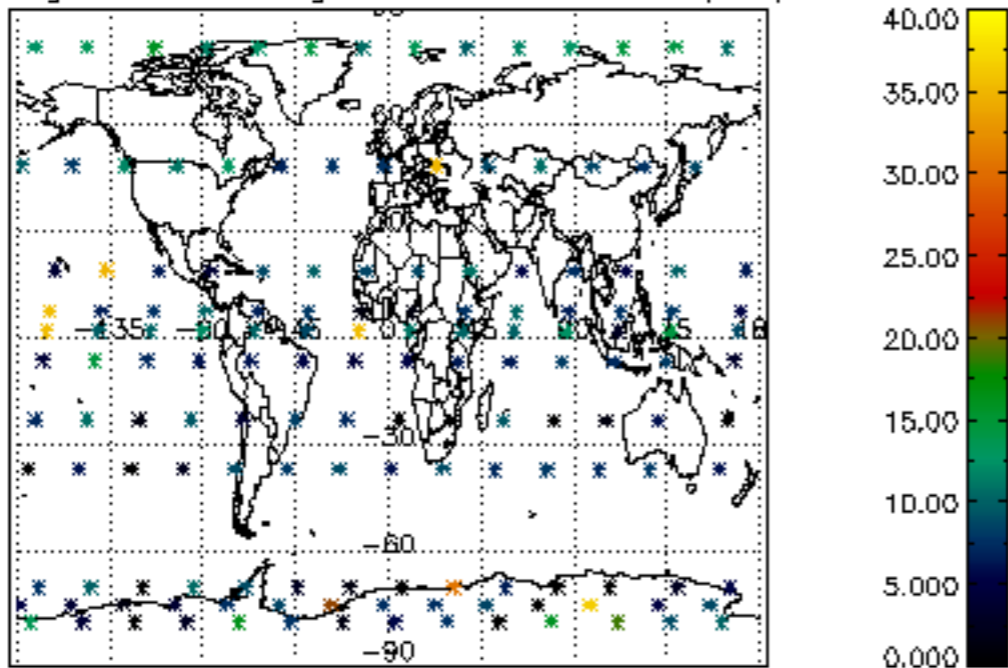
Percentage of cosmic ray hits per profile



Percentage of datation errors per profile



Percentage of star falling outside central band per profile



Percentage of saturation errors per profile

