

GOMOS Level 2 Daily Report

SUMMARY

[1. General Info](#)

[2. Summary of processed GOM_NL_2P products](#)

[3. Level 2 Quality information per product](#)

[3.1 Plot of level 2 quality information per product \(time dependant\)](#)

[3.2 Plot of level 2 quality information per product \(world map\)](#)

[4. Level 1 Quality information per product \(stored on level 2 products\)](#)

[4.1 Plot of level 1 quality information per product \(time dependant\)](#)

[4.1.1 Plot of level 1 quality information per product \(time dependant\): ASCENDING](#)

[4.1.2 Plot of level 1 quality information per product \(time dependant\): DESCENDING](#)

[4.2 Plot of level 1 quality information per product \(world map\)](#)

[4.2.1 Plot of level 1 quality information per product \(world map\): ASCENDING](#)

[4.2.2 Plot of level 1 quality information per product \(world map\): DESCENDING](#)

[5. Ozone profiles based on quality statistics and other trace gas profiles](#)

[5.1 Ozone statistics based on quality of products](#)

[5.2 Plot ozone profiles for all STD \(dark without errors\)](#)

[5.3 Plot ozone profiles where STD < 20% \(dark without errors\)](#)

[5.4. Plot ozone profiles where STD < 10% \(dark without errors\)](#)

[5.5. Plot ozone profiles where STD < 5% \(dark without errors\)](#)

[5.6 Plot NO2 profiles for all STD \(dark without errors\)](#)

[5.7 Plot NO3 profiles for all STD \(dark without errors\)](#)

[5.8 Plot H2O profiles \(only for occultations of stars 1,2,3,4,13,14,16,26,63 dark without errors\) for all STD](#)

[6. Auxiliary Data Files used for the production reported in section 2](#)

This report presents the daily analysis on parameters extracted from GOMOS level 2 data (GOM_NL__2P). It is intended to monitor some important parameters that will impact the quality of these products. A list of level 2 products (and content) that have arrived during the reporting day to the PCF is also given.

Item	Value
Time of report generation	29APR2013 08:33:59
Data source version	GOMOS/6.01
Start time of products	17-03-2010 (17MAR2010 00:00:00)
Stop time of products	18-03-2010 (18MAR2010 00:00:00)
Store outputs in DB	Yes
Nb of level 2 prods	328
Nb of prods with errors	0

2. Summary of processed GOM_NL__2P products.

Nr	Filename	UTC Start time	Limb	Duration	Star Id	Star Name	Star Mag	Star Temp	Nb Meas	Orbit	Prod. error
1	GOM_NL__2PRFIN20100317_000554_000000402087_00417_42054_9884.N1	17-MAR-2010 00:05:54	Bright	40.000	51	41Gam1Leo	2.0100	4500.0	80	42054	No
2	GOM_NL__2PRFIN20100317_001336_000000412087_00417_42054_9885.N1	17-MAR-2010 00:13:36	Bright	40.500	174	52Psi UMa	3.0040	4400.0	81	42054	No
3	GOM_NL__2PRFIN20100317_001648_000000382087_00417_42054_9886.N1	17-MAR-2010 00:16:48	Bright	38.000	82	48Bet UMa	2.3650	10600.	76	42054	No
4	GOM_NL__2PRFIN20100317_001818_000000552087_00417_42054_9887.N1	17-MAR-2010 00:18:18	Bright	55.000	36	50Alp UMa	1.8000	6300.0	110	42054	No
5	GOM_NL__2PRFIN20100317_001949_000000462087_00417_42054_9888.N1	17-MAR-2010 00:19:49	Bright	46.000	32	77Eps UMa	1.7630	11000.	92	42054	No
6	GOM_NL__2PRFIN20100317_002521_000000402087_00417_42054_9889.N1	17-MAR-2010 00:25:21	Bright	39.500	60	7Bet UMi	2.0810	3950.0	79	42054	No
7	GOM_NL__2PRFIN20100317_002923_000000502087_00417_42054_9890.N1	17-MAR-2010 00:29:23	Bright	50.000	119	14Eta Dra	2.7270	4700.0	100	42054	No
8	GOM_NL__2PRFIN20100317_003839_000000352087_00417_42054_9891.N1	17-MAR-2010 00:38:39	Bright	34.500	19	50Alp Cyg	1.2460	10500.	69	42054	No
9	GOM_NL__2PRFIN20100317_004013_000000382087_00417_42054_9892.N1	17-MAR-2010 00:40:13	Bright	37.500	66	37Gam Cyg	2.2080	5900.0	75	42054	No
10	GOM_NL__2PRFIN20100317_004157_000000362087_00417_42054_9893.N1	17-MAR-2010 00:41:57	Bright	36.000	92	53Eps Cyg	2.5000	4500.0	72	42054	No
11	GOM_NL__2PRFIN20100317_005020_000000502087_00417_42054_9894.N1	17-MAR-2010 00:50:20	Twilight	49.500	11	53Alp Aql	0.76500	8000.0	99	42054	No
12	GOM_NL__2PRFIN20100317_010034_000000462087_00417_42054_9895.N1	17-MAR-2010 01:00:34	Dark	45.500	155	41Pi Sgr	2.9000	6600.0	91	42054	No
13	GOM_NL__2PRFIN20100317_010237_000000482087_00417_42054_9896.N1	17-MAR-2010 01:02:37	Dark	48.000	57	34Sig Sgr	2.0660	26000.	96	42054	No
14	GOM_NL__2PRFIN20100317_010402_000000552087_00417_42054_9897.N1	17-MAR-2010 01:04:02	Dark	55.000	137	22Lam Sgr	2.8240	4400.0	110	42054	No
15	GOM_NL__2PRFIN20100317_010606_000000532087_00417_42054_9898.N1	17-MAR-2010 01:06:06	Dark	53.000	38	20Eps Sgr	1.8360	11000.	106	42054	No
16	GOM_NL__2PRFIN20100317_011203_000000512087_00418_42055_9884.N1	17-MAR-2010 01:12:03	Dark	50.500	141	Bet Ara	2.8400	4600.0	101	42055	No
17	GOM_NL__2PRFIN20100317_011828_000000552087_00418_42055_9885.N1	17-MAR-2010 01:18:28	Dark	55.000	4	Alp1Cen	-0.010000	5800.0	110	42055	No
18	GOM_NL__2PRFIN20100317_012027_000000472087_00418_42055_9886.N1	17-MAR-2010 01:20:27	Dark	47.000	78	Alp Lup	2.3040	28000.	94	42055	No
19	GOM_NL__2PRFIN20100317_012155_000000512087_00418_42055_9887.N1	17-MAR-2010 01:21:55	Dark	51.000	81	Eta Cen	2.3560	28000.	102	42055	No
20	GOM_NL__2PRFIN20100317_012502_000000622087_00418_42055_9888.N1	17-MAR-2010 01:25:02	Straylight	62.000	54	5The Cen	2.0550	4500.0	124	42055	No
21	GOM_NL__2PRFIN20100317_012650_000000502087_00418_42055_9889.N1	17-MAR-2010 01:26:50	Straylight	50.000	123	lot Cen	2.7500	10200.	100	42055	No
22	GOM_NL__2PRFIN20100317_013235_000000522087_00418_42055_9890.N1	17-MAR-2010 01:32:35	Straylight	52.000	106	9Bet Crv	2.6480	5600.0	104	42055	No
23	GOM_NL__2PRFIN20100317_013453_000000492087_00418_42055_9891.N1	17-MAR-2010 01:34:53	Twilight	49.000	100	4Gam Crv	2.5800	13100.	98	42055	No
24	GOM_NL__2PRFIN20100317_014630_000000402087_00418_42055_9892.N1	17-MAR-2010 01:46:30	Bright	40.000	51	41Gam1Leo	2.0100	4500.0	80	42055	No
25	GOM_NL__2PRFIN20100317_015412_000000412087_00418_42055_9893.N1	17-MAR-2010 01:54:12	Bright	40.500	174	52Psi UMa	3.0040	4400.0	81	42055	No
26	GOM_NL__2PRFIN20100317_015724_000000382087_00418_42055_9894.N1	17-MAR-2010 01:57:24	Bright	37.500	82	48Bet UMa	2.3650	10600.	75	42055	No
27	GOM_NL__2PRFIN20100317_015854_000000372087_00418_42055_9895.N1	17-MAR-2010 01:58:54	Bright	37.000	36	50Alp UMa	1.8000	6300.0	74	42055	No
28	GOM_NL__2PRFIN20100317_020024_000000472087_00418_42055_9896.N1	17-MAR-2010 02:00:24	Bright	46.500	32	77Eps UMa	1.7630	11000.	93	42055	No
29	GOM_NL__2PRFIN20100317_020556_000000382087_00418_42055_9897.N1	17-MAR-2010 02:05:56	Bright	38.000	60	7Bet UMi	2.0810	3950.0	76	42055	No
30	GOM_NL__2PRFIN20100317_020958_000000502087_00418_42055_9898.N1	17-MAR-2010 02:09:58	Bright	50.000	119	14Eta Dra	2.7270	4700.0	100	42055	No
31	GOM_NL__2PRFIN20100317_021915_000000392087_00418_42055_9899.N1	17-MAR-2010 02:19:15	Bright	39.000	19	50Alp Cyg	1.2460	10500.	78	42055	No
32	GOM_NL__2PRFIN20100317_022049_000000402087_00418_42055_9900.N1	17-MAR-2010 02:20:49	Bright	39.500	66	37Gam Cyg	2.2080	5900.0	79	42055	No
33	GOM_NL__2PRFIN20100317_022233_000000362087_00418_42055_9901.N1	17-MAR-2010 02:22:33	Bright	36.000	92	53Eps Cyg	2.5000	4500.0	72	42055	No
34	GOM_NL__2PRFIN20100317_023056_000000552087_00418_42055_9902.N1	17-MAR-2010 02:30:56	Twilight	54.500	11	53Alp Aql	0.76500	8000.0	109	42055	No
35	GOM_NL__2PRFIN20100317_024111_000000512087_00418_42055_9903.N1	17-MAR-2010 02:41:11	Dark	51.000	155	41Pi Sgr	2.9000	6600.0	102	42055	No
36	GOM_NL__2PRFIN20100317_024314_000000492087_00418_42055_9904.N1	17-MAR-2010 02:43:14	Dark	49.000	57	34Sig Sgr	2.0660	26000.	98	42055	No
37	GOM_NL__2PRFIN20100317_024439_000000502087_00418_42055_9905.N1	17-MAR-2010 02:44:39	Dark	49.500	137	22Lam Sgr	2.8240	4400.0	99	42055	No
38	GOM_NL__2PRFIN20100317_024643_000000552087_00418_42055_9906.N1	17-MAR-2010 02:46:43	Dark	55.000	38	20Eps Sgr	1.8360	11000.	110	42055	No
39	GOM_NL__2PRFIN20100317_025240_000000422087_00419_42056_9933.N1	17-MAR-2010 02:52:40	Dark	42.000	141	Bet Ara	2.8400	4600.0	84	42056	No
40	GOM_NL__2PRFIN20100317_025905_000000442087_00419_42056_9934.N1	17-MAR-2010 02:59:05	Dark	43.500	4	Alp1Cen	-0.010000	5800.0	87	42056	No
41	GOM_NL__2PRFIN20100317_030104_000000482087_00419_42056_9935.N1	17-MAR-2010 03:01:04	Dark	48.000	78	Alp Lup	2.3040	28000.	96	42056	No
42	GOM_NL__2PRFIN20100317_030232_000000532087_00419_42056_9936.N1	17-MAR-2010 03:02:32	Dark	53.000	81	Eta Cen	2.3560	28000.	106	42056	No

43	GOM_NL__2PRFIN20100317_030539_000000612087_00419_42056_9937.N1	17-MAR-2010 03:05:39	Straylight	60.500	54	5The Cen	2.0550	4500.0	121	42056	No
44	GOM_NL__2PRFIN20100317_030726_000000532087_00419_42056_9938.N1	17-MAR-2010 03:07:26	Straylight	52.500	123	lot Cen	2.7500	10200.	105	42056	No
45	GOM_NL__2PRFIN20100317_031311_000000532087_00419_42056_9939.N1	17-MAR-2010 03:13:11	Straylight	53.000	106	9Bet Crv	2.6480	5600.0	106	42056	No
46	GOM_NL__2PRFIN20100317_031529_000000492087_00419_42056_9940.N1	17-MAR-2010 03:15:29	Twl_and_stray	49.000	100	4Gam Crv	2.5800	13100.	98	42056	No
47	GOM_NL__2PRFIN20100317_032705_000000392087_00419_42056_9941.N1	17-MAR-2010 03:27:05	Bright	39.000	51	41Gam1Leo	2.0100	4500.0	78	42056	No
48	GOM_NL__2PRFIN20100317_033448_000000412087_00419_42056_9942.N1	17-MAR-2010 03:34:48	Bright	40.500	174	52Psi UMa	3.0040	4400.0	81	42056	No
49	GOM_NL__2PRFIN20100317_033759_000000382087_00419_42056_9943.N1	17-MAR-2010 03:37:59	Bright	38.000	82	48Bet UMa	2.3650	10600.	76	42056	No
50	GOM_NL__2PRFIN20100317_033929_000000402087_00419_42056_9944.N1	17-MAR-2010 03:39:29	Bright	40.000	36	50Alp UMa	1.8000	6300.0	80	42056	No
51	GOM_NL__2PRFIN20100317_034100_000000472087_00419_42056_9945.N1	17-MAR-2010 03:41:00	Bright	46.500	32	77Eps UMa	1.7630	11000.	93	42056	No
52	GOM_NL__2PRFIN20100317_034632_000000372087_00419_42056_9946.N1	17-MAR-2010 03:46:32	Bright	36.500	60	7Bet UMi	2.0810	3950.0	73	42056	No
53	GOM_NL__2PRFIN20100317_035034_000000442087_00419_42056_9947.N1	17-MAR-2010 03:50:34	Bright	44.000	119	14Eta Dra	2.7270	4700.0	88	42056	No
54	GOM_NL__2PRFIN20100317_035950_000000362087_00419_42056_9948.N1	17-MAR-2010 03:59:50	Bright	36.000	19	50Alp Cyg	1.2460	10500.	72	42056	No
55	GOM_NL__2PRFIN20100317_040125_000000382087_00419_42056_9949.N1	17-MAR-2010 04:01:25	Bright	38.000	66	37Gam Cyg	2.2080	5900.0	76	42056	No
56	GOM_NL__2PRFIN20100317_040309_000000352087_00419_42056_9950.N1	17-MAR-2010 04:03:09	Bright	35.000	92	53Eps Cyg	2.5000	4500.0	70	42056	No
57	GOM_NL__2PRFIN20100317_041133_000000512087_00419_42056_9951.N1	17-MAR-2010 04:11:33	Twl_and_stray	50.500	11	53Alp Aql	0.76500	8000.0	101	42056	No
58	GOM_NL__2PRFIN20100317_042148_000000502087_00419_42056_9952.N1	17-MAR-2010 04:21:48	Dark	49.500	155	41Pi Sgr	2.9000	6600.0	99	42056	No
59	GOM_NL__2PRFIN20100317_042350_000000522087_00419_42056_9953.N1	17-MAR-2010 04:23:50	Dark	51.500	57	34Sig Sgr	2.0660	26000.	103	42056	No
60	GOM_NL__2PRFIN20100317_042516_000000512087_00419_42056_9954.N1	17-MAR-2010 04:25:16	Dark	50.500	137	22Lam Sgr	2.8240	4400.0	101	42056	No
61	GOM_NL__2PRFIN20100317_042720_000000482087_00419_42056_9955.N1	17-MAR-2010 04:27:20	Dark	47.500	38	20Eps Sgr	1.8360	11000.	95	42056	No
62	GOM_NL__2PRFIN20100317_043316_000000442087_00420_42057_9986.N1	17-MAR-2010 04:33:16	Dark	43.500	141	Bet Ara	2.8400	4600.0	87	42057	No
63	GOM_NL__2PRFIN20100317_043941_000000462087_00420_42057_9987.N1	17-MAR-2010 04:39:41	Dark	45.500	4	Alp1Cen	-0.010000	5800.0	91	42057	No
64	GOM_NL__2PRFIN20100317_044141_000000482087_00420_42057_9988.N1	17-MAR-2010 04:41:41	Dark	48.000	78	Alp Lup	2.3040	28000.	96	42057	No
65	GOM_NL__2PRFIN20100317_044309_000000502087_00420_42057_9989.N1	17-MAR-2010 04:43:09	Dark	50.000	81	Eta Cen	2.3560	28000.	100	42057	No
66	GOM_NL__2PRFIN20100317_044616_000000572087_00420_42057_9990.N1	17-MAR-2010 04:46:16	Straylight	56.500	54	5The Cen	2.0550	4500.0	113	42057	No
67	GOM_NL__2PRFIN20100317_044803_000000512087_00420_42057_9991.N1	17-MAR-2010 04:48:03	Straylight	51.000	123	lot Cen	2.7500	10200.	102	42057	No
68	GOM_NL__2PRFIN20100317_045347_000000512087_00420_42057_9992.N1	17-MAR-2010 04:53:47	Straylight	50.500	106	9Bet Crv	2.6480	5600.0	101	42057	No
69	GOM_NL__2PRFIN20100317_045605_000000502087_00420_42057_9993.N1	17-MAR-2010 04:56:05	Twl_and_stray	49.500	100	4Gam Crv	2.5800	13100.	99	42057	No
70	GOM_NL__2PRFIN20100317_050742_000000392087_00420_42057_9994.N1	17-MAR-2010 05:07:42	Bright	38.500	51	41Gam1Leo	2.0100	4500.0	77	42057	No
71	GOM_NL__2PRFIN20100317_051523_000000392087_00420_42057_9995.N1	17-MAR-2010 05:15:23	Bright	39.000	174	52Psi UMa	3.0040	4400.0	78	42057	No
72	GOM_NL__2PRFIN20100317_051835_000000382087_00420_42057_9996.N1	17-MAR-2010 05:18:35	Bright	37.500	82	48Bet UMa	2.3650	10600.	75	42057	No
73	GOM_NL__2PRFIN20100317_052005_000000402087_00420_42057_9997.N1	17-MAR-2010 05:20:05	Bright	40.000	36	50Alp UMa	1.8000	6300.0	80	42057	No
74	GOM_NL__2PRFIN20100317_052135_000000452087_00420_42057_9998.N1	17-MAR-2010 05:21:35	Bright	44.500	32	77Eps UMa	1.7630	11000.	89	42057	No
75	GOM_NL__2PRFIN20100317_052708_000000422087_00420_42057_9999.N1	17-MAR-2010 05:27:08	Bright	42.000	60	7Bet UMi	2.0810	3950.0	84	42057	No
76	GOM_NL__2PRFIN20100317_053109_000000492087_00420_42057_0000.N1	17-MAR-2010 05:31:09	Bright	49.000	119	14Eta Dra	2.7270	4700.0	98	42057	No
77	GOM_NL__2PRFIN20100317_054026_000000412087_00420_42057_0001.N1	17-MAR-2010 05:40:26	Bright	40.500	19	50Alp Cyg	1.2460	10500.	81	42057	No
78	GOM_NL__2PRFIN20100317_054201_000000382087_00420_42057_0002.N1	17-MAR-2010 05:42:01	Bright	38.000	66	37Gam Cyg	2.2080	5900.0	76	42057	No
79	GOM_NL__2PRFIN20100317_054345_000000372087_00420_42057_0003.N1	17-MAR-2010 05:43:45	Bright	37.000	92	53Eps Cyg	2.5000	4500.0	74	42057	No
80	GOM_NL__2PRFIN20100317_055209_000000522087_00420_42057_0004.N1	17-MAR-2010 05:52:09	Twl_and_stray	52.000	11	53Alp Aql	0.76500	8000.0	104	42057	No
81	GOM_NL__2PRFIN20100317_060224_000000512087_00420_42057_0005.N1	17-MAR-2010 06:02:24	Dark	50.500	155	41Pi Sgr	2.9000	6600.0	101	42057	No
82	GOM_NL__2PRFIN20100317_060427_000000502087_00420_42057_0006.N1	17-MAR-2010 06:04:27	Dark	49.500	57	34Sig Sgr	2.0660	26000.	99	42057	No
83	GOM_NL__2PRFIN20100317_060553_000000552087_00420_42057_0007.N1	17-MAR-2010 06:05:53	Dark	55.000	137	22Lam Sgr	2.8240	4400.0	110	42057	No
84	GOM_NL__2PRFIN20100317_060756_000000512087_00420_42057_0008.N1	17-MAR-2010 06:07:56	Dark	51.000	38	20Eps Sgr	1.8360	11000.	102	42057	No
85	GOM_NL__2PRFIN20100317_061353_000000522087_00421_42058_9994.N1	17-MAR-2010 06:13:53	Dark	52.000	141	Bet Ara	2.8400	4600.0	104	42058	No
86	GOM_NL__2PRFIN20100317_062018_000000542087_00421_42058_9995.N1	17-MAR-2010 06:20:18	Dark	53.500	4	Alp1Cen	-0.010000	5800.0	107	42058	No
87	GOM_NL__2PRFIN20100317_062218_000000482087_00421_42058_9996.N1	17-MAR-2010 06:22:18	Dark	47.500	78	Alp Lup	2.3040	28000.	95	42058	No
88	GOM_NL__2PRFIN20100317_062346_000000502087_00421_42058_9997.N1	17-MAR-2010 06:23:46	Dark	50.000	81	Eta Cen	2.3560	28000.	100	42058	No
89	GOM_NL__2PRFIN20100317_062652_000000632087_00421_42058_9998.N1	17-MAR-2010 06:26:52	Straylight	62.500	54	5The Cen	2.0550	4500.0	125	42058	No
90	GOM_NL__2PRFIN20100317_062840_000000492087_00421_42058_9999.N1	17-MAR-2010 06:28:40	Straylight	48.500	123	lot Cen	2.7500	10200.	97	42058	No
91	GOM_NL__2PRFIN20100317_063423_000000532087_00421_42058_0000.N1	17-MAR-2010 06:34:23	Straylight	52.500	106	9Bet Crv	2.6480	5600.0	105	42058	No
92	GOM_NL__2PRFIN20100317_063641_000000502087_00421_42058_0001.N1	17-MAR-2010 06:36:41	Twl_and_stray	50.000	100	4Gam Crv	2.5800	13100.	100	42058	No
93	GOM_NL__2PRFIN20100317_064817_000000392087_00421_42058_0002.N1	17-MAR-2010 06:48:17	Bright	38.500	51	41Gam1Leo	2.0100	4500.0	77	42058	No
94	GOM_NL__2PRFIN20100317_065559_000000412087_00421_42058_0003.N1	17-MAR-2010 06:55:59	Bright	41.000	174	52Psi UMa	3.0040	4400.0	82	42058	No
95	GOM_NL__2PRFIN20100317_065911_000000372087_00421_42058_0004.N1	17-MAR-2010 06:59:11	Bright	37.000	82	48Bet UMa	2.3650	10600.	74	42058	No
96	GOM_NL__2PRFIN20100317_070041_000000402087_00421_42058_0005.N1	17-MAR-2010 07:00:41	Bright	39.500	36	50Alp UMa	1.8000	6300.0	79	42058	No
97	GOM_NL__2PRFIN20100317_070210_000000462087_00421_42058_0006.N1	17-MAR-2010 07:02:10	Bright	46.000	32	77Eps UMa	1.7630	11000.	92	42058	No
98	GOM_NL__2PRFIN20100317_070744_000000402087_00421_42058_0007.N1	17-MAR-2010 07:07:44	Bright	40.000	60	7Bet UMi	2.0810	3950.0	80	42058	No
99	GOM_NL__2PRFIN20100317_071145_000000492087_00421_42058_0008.N1	17-MAR-2010 07:11:45	Bright	48.500	119	14Eta Dra	2.7270	4700.0	97	42058	No
100	GOM_NL__2PRFIN20100317_072103_000000352087_00421_42058_0009.N1	17-MAR-2010 07:21:03	Bright	35.000	19	50Alp Cyg	1.2460	10500.	70	42058	No
101	GOM_NL__2PRFIN20100317_072237_000000372087_00421_42058_0010.N1	17-MAR-2010 07:22:37	Bright	37.000	66	37Gam Cyg	2.2080	5900.0	74	42058	No

102	GOM_NL__2PRFIN20100317_072421_000000382087_00421_42058_0011.N1	17-MAR-2010 07:24:21	Bright	38.000	92	53Eps Cyg	2.5000	4500.0	76	42058	No
103	GOM_NL__2PRFIN20100317_073245_000000552087_00421_42058_0012.N1	17-MAR-2010 07:32:45	Twilight	55.000	11	53Alp Aql	0.76500	8000.0	110	42058	No
104	GOM_NL__2PRFIN20100317_074301_000000462087_00421_42058_0013.N1	17-MAR-2010 07:43:01	Dark	46.000	155	41Pi Sgr	2.9000	6600.0	92	42058	No
105	GOM_NL__2PRFIN20100317_074504_000000472087_00421_42058_0014.N1	17-MAR-2010 07:45:04	Dark	47.000	57	34Sig Sgr	2.0660	26000.	94	42058	No
106	GOM_NL__2PRFIN20100317_074630_000000572087_00421_42058_0015.N1	17-MAR-2010 07:46:30	Dark	56.500	137	22Lam Sgr	2.8240	4400.0	113	42058	No
107	GOM_NL__2PRFIN20100317_074834_000000462087_00421_42058_0016.N1	17-MAR-2010 07:48:34	Dark	45.500	38	20Eps Sgr	1.8360	11000.	91	42058	No
108	GOM_NL__2PRFIN20100317_075430_000000452087_00422_42059_9959.N1	17-MAR-2010 07:54:30	Dark	45.000	141	Bet Ara	2.8400	4600.0	90	42059	No
109	GOM_NL__2PRFIN20100317_080054_000000572087_00422_42059_9960.N1	17-MAR-2010 08:00:54	Dark	57.000	4	Alp1Cen	-0.010000	5800.0	114	42059	No
110	GOM_NL__2PRFIN20100317_080254_000000472087_00422_42059_9961.N1	17-MAR-2010 08:02:54	Dark	46.500	78	Alp Lup	2.3040	28000.	93	42059	No
111	GOM_NL__2PRFIN20100317_080422_000000512087_00422_42059_9962.N1	17-MAR-2010 08:04:22	Dark	51.000	81	Eta Cen	2.3560	28000.	102	42059	No
112	GOM_NL__2PRFIN20100317_080729_000000582087_00422_42059_9963.N1	17-MAR-2010 08:07:29	Straylight	57.500	54	5The Cen	2.0550	4500.0	115	42059	No
113	GOM_NL__2PRFIN20100317_080916_000000482087_00422_42059_9964.N1	17-MAR-2010 08:09:16	Straylight	47.500	123	lot Cen	2.7500	10200.	95	42059	No
114	GOM_NL__2PRFIN20100317_081500_000000522087_00422_42059_9965.N1	17-MAR-2010 08:15:00	Straylight	52.000	106	9Bet Crv	2.6480	5600.0	104	42059	No
115	GOM_NL__2PRFIN20100317_081718_000000502087_00422_42059_9966.N1	17-MAR-2010 08:17:18	Twilight	50.000	100	4Gam Crv	2.5800	13100.	100	42059	No
116	GOM_NL__2PRFIN20100317_082853_000000402087_00422_42059_9967.N1	17-MAR-2010 08:28:53	Bright	39.500	51	41Gam1Leo	2.0100	4500.0	79	42059	No
117	GOM_NL__2PRFIN20100317_083635_000000402087_00422_42059_9968.N1	17-MAR-2010 08:36:35	Bright	40.000	174	52Psi UMa	3.0040	4400.0	80	42059	No
118	GOM_NL__2PRFIN20100317_083947_000000372087_00422_42059_9969.N1	17-MAR-2010 08:39:47	Bright	36.500	82	48Bet UMa	2.3650	10600.	73	42059	No
119	GOM_NL__2PRFIN20100317_084117_000000422087_00422_42059_9970.N1	17-MAR-2010 08:41:17	Bright	41.500	36	50Alp UMa	1.8000	6300.0	83	42059	No
120	GOM_NL__2PRFIN20100317_084245_000000452087_00422_42059_9971.N1	17-MAR-2010 08:42:45	Bright	45.000	32	77Eps UMa	1.7630	11000.	90	42059	No
121	GOM_NL__2PRFIN20100317_084819_000000382087_00422_42059_9972.N1	17-MAR-2010 08:48:19	Bright	37.500	60	7Bet UMi	2.0810	3950.0	75	42059	No
122	GOM_NL__2PRFIN20100317_085220_000000482087_00422_42059_9973.N1	17-MAR-2010 08:52:20	Bright	47.500	119	14Eta Dra	2.7270	4700.0	95	42059	No
123	GOM_NL__2PRFIN20100317_090138_000000392087_00422_42059_9974.N1	17-MAR-2010 09:01:38	Bright	38.500	19	50Alp Cyg	1.2460	10500.	77	42059	No
124	GOM_NL__2PRFIN20100317_090313_000000372087_00422_42059_9975.N1	17-MAR-2010 09:03:13	Bright	37.000	66	37Gam Cyg	2.2080	5900.0	74	42059	No
125	GOM_NL__2PRFIN20100317_090457_000000362087_00422_42059_9976.N1	17-MAR-2010 09:04:57	Bright	36.000	92	53Eps Cyg	2.5000	4500.0	72	42059	No
126	GOM_NL__2PRFIN20100317_091322_000000512087_00422_42059_9977.N1	17-MAR-2010 09:13:22	Twilight	50.500	11	53Alp Aql	0.76500	8000.0	101	42059	No
127	GOM_NL__2PRFIN20100317_092338_000000462087_00422_42059_9978.N1	17-MAR-2010 09:23:38	Dark	45.500	155	41Pi Sgr	2.9000	6600.0	91	42059	No
128	GOM_NL__2PRFIN20100317_092541_000000452087_00422_42059_9979.N1	17-MAR-2010 09:25:41	Dark	45.000	57	34Sig Sgr	2.0660	26000.	90	42059	No
129	GOM_NL__2PRFIN20100317_092707_000000512087_00422_42059_9980.N1	17-MAR-2010 09:27:07	Dark	51.000	137	22Lam Sgr	2.8240	4400.0	102	42059	No
130	GOM_NL__2PRFIN20100317_092910_000000482087_00422_42059_9981.N1	17-MAR-2010 09:29:10	Dark	47.500	38	20Eps Sgr	1.8360	11000.	95	42059	No
131	GOM_NL__2PRFIN20100317_093506_000000452087_00423_42060_9944.N1	17-MAR-2010 09:35:06	Dark	44.500	141	Bet Ara	2.8400	4600.0	89	42060	No
132	GOM_NL__2PRFIN20100317_094131_000000562087_00423_42060_9945.N1	17-MAR-2010 09:41:31	Dark	56.000	4	Alp1Cen	-0.010000	5800.0	112	42060	No
133	GOM_NL__2PRFIN20100317_094331_000000482087_00423_42060_9946.N1	17-MAR-2010 09:43:31	Dark	47.500	78	Alp Lup	2.3040	28000.	95	42060	No
134	GOM_NL__2PRFIN20100317_094459_000000502087_00423_42060_9947.N1	17-MAR-2010 09:44:59	Dark	50.000	81	Eta Cen	2.3560	28000.	100	42060	No
135	GOM_NL__2PRFIN20100317_094806_000000642087_00423_42060_9948.N1	17-MAR-2010 09:48:06	Straylight	63.500	54	5The Cen	2.0550	4500.0	127	42060	No
136	GOM_NL__2PRFIN20100317_094953_000000512087_00423_42060_9949.N1	17-MAR-2010 09:49:53	Straylight	50.500	123	lot Cen	2.7500	10200.	101	42060	No
137	GOM_NL__2PRFIN20100317_095536_000000522087_00423_42060_9950.N1	17-MAR-2010 09:55:36	Straylight	52.000	106	9Bet Crv	2.6480	5600.0	104	42060	No
138	GOM_NL__2PRFIN20100317_095753_000000472087_00423_42060_9951.N1	17-MAR-2010 09:57:53	Twilight	47.000	100	4Gam Crv	2.5800	13100.	94	42060	No
139	GOM_NL__2PRFIN20100317_100929_000000412087_00423_42060_9952.N1	17-MAR-2010 10:09:29	Bright	40.500	51	41Gam1Leo	2.0100	4500.0	81	42060	No
140	GOM_NL__2PRFIN20100317_101710_000000402087_00423_42060_9953.N1	17-MAR-2010 10:17:10	Bright	40.000	174	52Psi UMa	3.0040	4400.0	80	42060	No
141	GOM_NL__2PRFIN20100317_102022_000000392087_00423_42060_9954.N1	17-MAR-2010 10:20:22	Bright	38.500	82	48Bet UMa	2.3650	10600.	77	42060	No
142	GOM_NL__2PRFIN20100317_102152_000000392087_00423_42060_9955.N1	17-MAR-2010 10:21:52	Bright	38.500	36	50Alp UMa	1.8000	6300.0	77	42060	No
143	GOM_NL__2PRFIN20100317_102321_000000452087_00423_42060_9956.N1	17-MAR-2010 10:23:21	Bright	44.500	32	77Eps UMa	1.7630	11000.	89	42060	No
144	GOM_NL__2PRFIN20100317_102855_000000422087_00423_42060_9957.N1	17-MAR-2010 10:28:55	Bright	41.500	60	7Bet UMi	2.0810	3950.0	83	42060	No
145	GOM_NL__2PRFIN20100317_103255_000000492087_00423_42060_9958.N1	17-MAR-2010 10:32:55	Bright	49.000	119	14Eta Dra	2.7270	4700.0	98	42060	No
146	GOM_NL__2PRFIN20100317_104215_000000382087_00423_42060_9959.N1	17-MAR-2010 10:42:15	Bright	37.500	19	50Alp Cyg	1.2460	10500.	75	42060	No
147	GOM_NL__2PRFIN20100317_104349_000000392087_00423_42060_9960.N1	17-MAR-2010 10:43:49	Bright	39.000	66	37Gam Cyg	2.2080	5900.0	78	42060	No
148	GOM_NL__2PRFIN20100317_104533_000000372087_00423_42060_9961.N1	17-MAR-2010 10:45:33	Bright	36.500	92	53Eps Cyg	2.5000	4500.0	73	42060	No
149	GOM_NL__2PRFIN20100317_105358_000000472087_00423_42060_9962.N1	17-MAR-2010 10:53:58	Twilight	46.500	11	53Alp Aql	0.76500	8000.0	93	42060	No
150	GOM_NL__2PRFIN20100317_110415_000000482087_00423_42060_9963.N1	17-MAR-2010 11:04:15	Dark	48.000	155	41Pi Sgr	2.9000	6600.0	96	42060	No
151	GOM_NL__2PRFIN20100317_110618_000000452087_00423_42060_9964.N1	17-MAR-2010 11:06:18	Dark	44.500	57	34Sig Sgr	2.0660	26000.	89	42060	No
152	GOM_NL__2PRFIN20100317_110744_000000512087_00423_42060_9965.N1	17-MAR-2010 11:07:44	Dark	50.500	137	22Lam Sgr	2.8240	4400.0	101	42060	No
153	GOM_NL__2PRFIN20100317_110947_000000482087_00423_42060_9966.N1	17-MAR-2010 11:09:47	Dark	47.500	38	20Eps Sgr	1.8360	11000.	95	42060	No
154	GOM_NL__2PRFIN20100317_111543_000000422087_00424_42061_9952.N1	17-MAR-2010 11:15:43	Dark	42.000	141	Bet Ara	2.8400	4600.0	84	42061	No
155	GOM_NL__2PRFIN20100317_112207_000000492087_00424_42061_9953.N1	17-MAR-2010 11:22:07	Dark	48.500	4	Alp1Cen	-0.010000	5800.0	97	42061	No
156	GOM_NL__2PRFIN20100317_112408_000000492087_00424_42061_9954.N1	17-MAR-2010 11:24:08	Dark	48.500	78	Alp Lup	2.3040	28000.	97	42061	No
157	GOM_NL__2PRFIN20100317_112536_000000522087_00424_42061_9955.N1	17-MAR-2010 11:25:36	Dark	52.000	81	Eta Cen	2.3560	28000.	104	42061	No
158	GOM_NL__2PRFIN20100317_112842_000000602087_00424_42061_9956.N1	17-MAR-2010 11:28:42	Straylight	60.000	54	5The Cen	2.0550	4500.0	120	42061	No
159	GOM_NL__2PRFIN20100317_113029_000000502087_00424_42061_9957.N1	17-MAR-2010 11:30:29	Straylight	49.500	123	lot Cen	2.7500	10200.	99	42061	No
160	GOM_NL__2PRFIN20100317_113612_000000522087_00424_42061_9958.N1	17-MAR-2010 11:36:12	Straylight	51.500	106	9Bet Crv	2.6480	5600.0	103	42061	No

161	GOM_NL__2PRFIN20100317_113830_000000502087_00424_42061_9959.N1	17-MAR-2010 11:38:30	Twilight	49.500	100	4Gam Crv	2.5800	13100.	99	42061	No
162	GOM_NL__2PRFIN20100317_115005_000000402087_00424_42061_9960.N1	17-MAR-2010 11:50:05	Bright	39.500	51	41Gam1Leo	2.0100	4500.0	79	42061	No
163	GOM_NL__2PRFIN20100317_115746_000000432087_00424_42061_9961.N1	17-MAR-2010 11:57:46	Bright	42.500	174	52Psi UMa	3.0040	4400.0	85	42061	No
164	GOM_NL__2PRFIN20100317_120058_000000362087_00424_42061_9962.N1	17-MAR-2010 12:00:58	Bright	36.000	82	48Bet UMa	2.3650	10600.	72	42061	No
165	GOM_NL__2PRFIN20100317_120228_000000412087_00424_42061_9963.N1	17-MAR-2010 12:02:28	Bright	40.500	36	50Alp UMa	1.8000	6300.0	81	42061	No
166	GOM_NL__2PRFIN20100317_120356_000000482087_00424_42061_9964.N1	17-MAR-2010 12:03:56	Bright	48.000	32	77Eps UMa	1.7630	11000.	96	42061	No
167	GOM_NL__2PRFIN20100317_120930_000000432087_00424_42061_9965.N1	17-MAR-2010 12:09:30	Bright	42.500	60	7Bet UMi	2.0810	3950.0	85	42061	No
168	GOM_NL__2PRFIN20100317_121330_000000502087_00424_42061_9966.N1	17-MAR-2010 12:13:30	Bright	49.500	119	14Eta Dra	2.7270	4700.0	99	42061	No
169	GOM_NL__2PRFIN20100317_122251_000000362087_00424_42061_9967.N1	17-MAR-2010 12:22:51	Bright	36.000	19	50Alp Cyg	1.2460	10500.	72	42061	No
170	GOM_NL__2PRFIN20100317_122425_000000392087_00424_42061_9968.N1	17-MAR-2010 12:24:25	Bright	39.000	66	37Gam Cyg	2.2080	5900.0	78	42061	No
171	GOM_NL__2PRFIN20100317_122609_000000382087_00424_42061_9969.N1	17-MAR-2010 12:26:09	Bright	37.500	92	53Eps Cyg	2.5000	4500.0	75	42061	No
172	GOM_NL__2PRFIN20100317_123435_000000532087_00424_42061_9970.N1	17-MAR-2010 12:34:35	Twilight	53.000	11	53Alp Aql	0.76500	8000.0	106	42061	No
173	GOM_NL__2PRFIN20100317_124451_000000472087_00424_42061_9971.N1	17-MAR-2010 12:44:51	Dark	47.000	155	41Pi Sgr	2.9000	6600.0	94	42061	No
174	GOM_NL__2PRFIN20100317_124655_000000452087_00424_42061_9972.N1	17-MAR-2010 12:46:55	Dark	45.000	57	34Sig Sgr	2.0660	26000.	90	42061	No
175	GOM_NL__2PRFIN20100317_124821_000000582087_00424_42061_9973.N1	17-MAR-2010 12:48:21	Dark	57.500	137	22Lam Sgr	2.8240	4400.0	115	42061	No
176	GOM_NL__2PRFIN20100317_125024_000000472087_00424_42061_9974.N1	17-MAR-2010 12:50:24	Dark	46.500	38	20Eps Sgr	1.8360	11000.	93	42061	No
177	GOM_NL__2PRFIN20100317_125619_000000442087_00425_42062_9963.N1	17-MAR-2010 12:56:19	Dark	43.500	141	Bet Ara	2.8400	4600.0	87	42062	No
178	GOM_NL__2PRFIN20100317_130244_000000452087_00425_42062_9964.N1	17-MAR-2010 13:02:44	Dark	44.500	4	Alp1Cen	-0.010000	5800.0	89	42062	No
179	GOM_NL__2PRFIN20100317_130445_000000462087_00425_42062_9965.N1	17-MAR-2010 13:04:45	Dark	46.000	78	Alp Lup	2.3040	28000.	92	42062	No
180	GOM_NL__2PRFIN20100317_130613_000000492087_00425_42062_9966.N1	17-MAR-2010 13:06:13	Dark	49.000	81	Eta Cen	2.3560	28000.	98	42062	No
181	GOM_NL__2PRFIN20100317_130919_000000612087_00425_42062_9967.N1	17-MAR-2010 13:09:19	Straylight	61.000	54	5The Cen	2.0550	4500.0	122	42062	No
182	GOM_NL__2PRFIN20100317_131105_000000502087_00425_42062_9968.N1	17-MAR-2010 13:11:05	Straylight	49.500	123	lot Cen	2.7500	10200.	99	42062	No
183	GOM_NL__2PRFIN20100317_131648_000000542087_00425_42062_9969.N1	17-MAR-2010 13:16:48	Straylight	53.500	106	9Bet Crv	2.6480	5600.0	107	42062	No
184	GOM_NL__2PRFIN20100317_131905_000000502087_00425_42062_9970.N1	17-MAR-2010 13:19:05	Twilight	50.000	100	4Gam Crv	2.5800	13100.	100	42062	No
185	GOM_NL__2PRFIN20100317_133007_000000462087_00425_42062_9971.N1	17-MAR-2010 13:30:07	Bright	46.000	62	94Bet Leo	2.1360	9700.0	92	42062	No
186	GOM_NL__2PRFIN20100317_133821_000000432087_00425_42062_9972.N1	17-MAR-2010 13:38:21	Bright	42.500	174	52Psi UMa	3.0040	4400.0	85	42062	No
187	GOM_NL__2PRFIN20100317_134133_000000402087_00425_42062_9973.N1	17-MAR-2010 13:41:33	Bright	39.500	82	48Bet UMa	2.3650	10600.	79	42062	No
188	GOM_NL__2PRFIN20100317_134304_000000402087_00425_42062_9974.N1	17-MAR-2010 13:43:04	Bright	39.500	36	50Alp UMa	1.8000	6300.0	79	42062	No
189	GOM_NL__2PRFIN20100317_135006_000000382087_00425_42062_9975.N1	17-MAR-2010 13:50:06	Bright	38.000	60	7Bet UMi	2.0810	3950.0	76	42062	No
190	GOM_NL__2PRFIN20100317_135406_000000462087_00425_42062_9976.N1	17-MAR-2010 13:54:06	Bright	45.500	119	14Eta Dra	2.7270	4700.0	91	42062	No
191	GOM_NL__2PRFIN20100317_140327_000000352087_00425_42062_9977.N1	17-MAR-2010 14:03:27	Bright	35.000	19	50Alp Cyg	1.2460	10500.	70	42062	No
192	GOM_NL__2PRFIN20100317_140501_000000372087_00425_42062_9978.N1	17-MAR-2010 14:05:01	Bright	37.000	66	37Gam Cyg	2.2080	5900.0	74	42062	No
193	GOM_NL__2PRFIN20100317_140645_000000362087_00425_42062_9979.N1	17-MAR-2010 14:06:45	Bright	36.000	92	53Eps Cyg	2.5000	4500.0	72	42062	No
194	GOM_NL__2PRFIN20100317_141511_000000562087_00425_42062_9980.N1	17-MAR-2010 14:15:11	Twilight	56.000	11	53Alp Aql	0.76500	8000.0	112	42062	No
195	GOM_NL__2PRFIN20100317_142528_000000482087_00425_42062_9981.N1	17-MAR-2010 14:25:28	Dark	48.000	155	41Pi Sgr	2.9000	6600.0	96	42062	No
196	GOM_NL__2PRFIN20100317_142731_000000462087_00425_42062_9982.N1	17-MAR-2010 14:27:31	Dark	46.000	57	34Sig Sgr	2.0660	26000.	92	42062	No
197	GOM_NL__2PRFIN20100317_142859_000000542087_00425_42062_9983.N1	17-MAR-2010 14:28:59	Dark	53.500	137	22Lam Sgr	2.8240	4400.0	107	42062	No
198	GOM_NL__2PRFIN20100317_143101_000000552087_00425_42062_9984.N1	17-MAR-2010 14:31:01	Dark	55.000	38	20Eps Sgr	1.8360	11000.	110	42062	No
199	GOM_NL__2PRFIN20100317_143656_000000422087_00426_42063_9971.N1	17-MAR-2010 14:36:56	Dark	41.500	141	Bet Ara	2.8400	4600.0	83	42063	No
200	GOM_NL__2PRFIN20100317_144320_000000572087_00426_42063_9972.N1	17-MAR-2010 14:43:20	Dark	57.000	4	Alp1Cen	-0.010000	5800.0	114	42063	No
201	GOM_NL__2PRFIN20100317_144521_000000472087_00426_42063_9973.N1	17-MAR-2010 14:45:21	Dark	47.000	78	Alp Lup	2.3040	28000.	94	42063	No
202	GOM_NL__2PRFIN20100317_144649_000000522087_00426_42063_9974.N1	17-MAR-2010 14:46:49	Dark	52.000	81	Eta Cen	2.3560	28000.	104	42063	No
203	GOM_NL__2PRFIN20100317_144956_000000592087_00426_42063_9975.N1	17-MAR-2010 14:49:56	Straylight	58.500	54	5The Cen	2.0550	4500.0	117	42063	No
204	GOM_NL__2PRFIN20100317_145142_000000502087_00426_42063_9976.N1	17-MAR-2010 14:51:42	Straylight	49.500	123	lot Cen	2.7500	10200.	99	42063	No
205	GOM_NL__2PRFIN20100317_145724_000000522087_00426_42063_9977.N1	17-MAR-2010 14:57:24	Straylight	52.000	106	9Bet Crv	2.6480	5600.0	104	42063	No
206	GOM_NL__2PRFIN20100317_145942_000000492087_00426_42063_9978.N1	17-MAR-2010 14:59:42	Twilight	48.500	100	4Gam Crv	2.5800	13100.	97	42063	No
207	GOM_NL__2PRFIN20100317_151043_000000482087_00426_42063_9979.N1	17-MAR-2010 15:10:43	Bright	48.000	62	94Bet Leo	2.1360	9700.0	96	42063	No
208	GOM_NL__2PRFIN20100317_151857_000000432087_00426_42063_9980.N1	17-MAR-2010 15:18:57	Bright	42.500	174	52Psi UMa	3.0040	4400.0	85	42063	No
209	GOM_NL__2PRFIN20100317_152209_000000372087_00426_42063_9981.N1	17-MAR-2010 15:22:09	Bright	36.500	82	48Bet UMa	2.3650	10600.	73	42063	No
210	GOM_NL__2PRFIN20100317_152339_000000382087_00426_42063_9982.N1	17-MAR-2010 15:23:39	Bright	38.000	36	50Alp UMa	1.8000	6300.0	76	42063	No
211	GOM_NL__2PRFIN20100317_152507_000000462087_00426_42063_9983.N1	17-MAR-2010 15:25:07	Bright	45.500	32	77Eps UMa	1.7630	11000.	91	42063	No
212	GOM_NL__2PRFIN20100317_153041_000000412087_00426_42063_9984.N1	17-MAR-2010 15:30:41	Bright	40.500	60	7Bet UMi	2.0810	3950.0	81	42063	No
213	GOM_NL__2PRFIN20100317_153441_000000512087_00426_42063_9985.N1	17-MAR-2010 15:34:41	Bright	51.000	119	14Eta Dra	2.7270	4700.0	102	42063	No
214	GOM_NL__2PRFIN20100317_154402_000000392087_00426_42063_9986.N1	17-MAR-2010 15:44:02	Bright	38.500	19	50Alp Cyg	1.2460	10500.	77	42063	No
215	GOM_NL__2PRFIN20100317_154537_000000412087_00426_42063_9987.N1	17-MAR-2010 15:45:37	Bright	40.500	66	37Gam Cyg	2.2080	5900.0	81	42063	No
216	GOM_NL__2PRFIN20100317_154721_000000392087_00426_42063_9988.N1	17-MAR-2010 15:47:21	Bright	38.500	92	53Eps Cyg	2.5000	4500.0	77	42063	No
217	GOM_NL__2PRFIN20100317_155547_000000512087_00426_42063_9989.N1	17-MAR-2010 15:55:47	Twilight	50.500	11	53Alp Aql	0.76500	8000.0	101	42063	No
218	GOM_NL__2PRFIN20100317_160605_000000502087_00426_42063_9990.N1	17-MAR-2010 16:06:05	Dark	49.500	155	41Pi Sgr	2.9000	6600.0	99	42063	No
219	GOM_NL__2PRFIN20100317_160809_000000482087_00426_42063_9991.N1	17-MAR-2010 16:08:09	Dark	47.500	57	34Sig Sgr	2.0660	26000.	95	42063	No

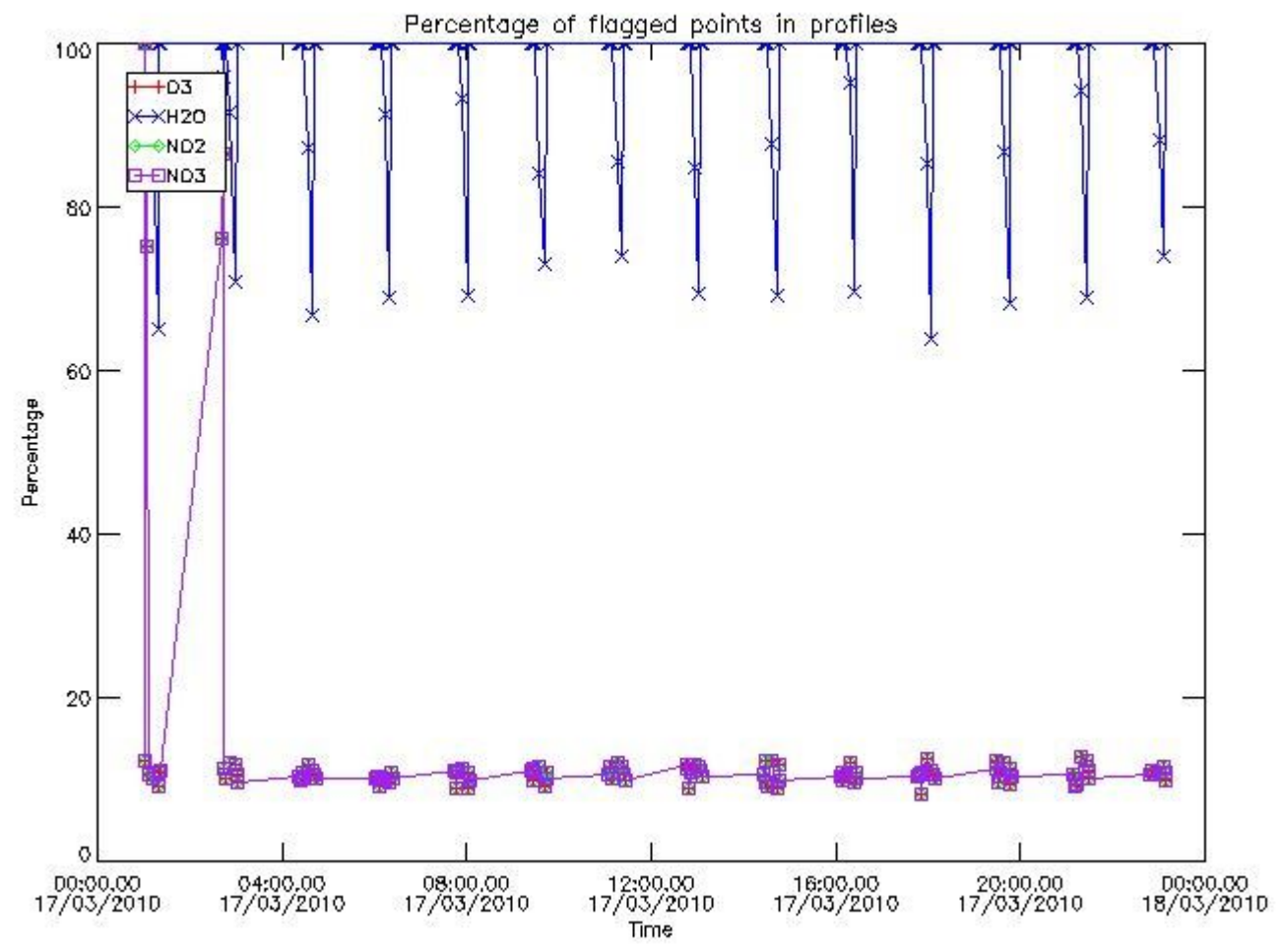
220	GOM_NL__2PRFIN20100317_160936_000000522087_00426_42063_9992.N1	17-MAR-2010 16:09:36	Dark	52.000	137	22Lam Sgr	2.8240	4400.0	104	42063	No
221	GOM_NL__2PRFIN20100317_161138_000000492087_00426_42063_9993.N1	17-MAR-2010 16:11:38	Dark	49.000	38	20Eps Sgr	1.8360	11000.	98	42063	No
222	GOM_NL__2PRFIN20100317_161733_000000432087_00427_42064_9979.N1	17-MAR-2010 16:17:33	Dark	42.500	141	Bet Ara	2.8400	4600.0	85	42064	No
223	GOM_NL__2PRFIN20100317_162357_000000532087_00427_42064_9980.N1	17-MAR-2010 16:23:57	Dark	53.000	4	Alp1Cen	-0.010000	5800.0	106	42064	No
224	GOM_NL__2PRFIN20100317_162558_000000472087_00427_42064_9981.N1	17-MAR-2010 16:25:58	Dark	47.000	78	Alp Lup	2.3040	28000.	94	42064	No
225	GOM_NL__2PRFIN20100317_162727_000000512087_00427_42064_9982.N1	17-MAR-2010 16:27:27	Dark	50.500	81	Eta Cen	2.3560	28000.	101	42064	No
226	GOM_NL__2PRFIN20100317_163033_000000592087_00427_42064_9983.N1	17-MAR-2010 16:30:33	Straylight	59.000	54	5The Cen	2.0550	4500.0	118	42064	No
227	GOM_NL__2PRFIN20100317_163219_000000482087_00427_42064_9984.N1	17-MAR-2010 16:32:19	Straylight	48.000	123	lot Cen	2.7500	10200.	96	42064	No
228	GOM_NL__2PRFIN20100317_163801_000000532087_00427_42064_9985.N1	17-MAR-2010 16:38:01	Straylight	53.000	106	9Bet Crv	2.6480	5600.0	106	42064	No
229	GOM_NL__2PRFIN20100317_164018_000000482087_00427_42064_9986.N1	17-MAR-2010 16:40:18	Tw_i_and_stray	48.000	100	4Gam Crv	2.5800	13100.	96	42064	No
230	GOM_NL__2PRFIN20100317_165118_000000472087_00427_42064_9987.N1	17-MAR-2010 16:51:18	Bright	46.500	62	94Bet Leo	2.1360	9700.0	93	42064	No
231	GOM_NL__2PRFIN20100317_165933_000000572087_00427_42064_9988.N1	17-MAR-2010 16:59:33	Bright	57.000	174	52Psi UMa	3.0040	4400.0	114	42064	No
232	GOM_NL__2PRFIN20100317_170245_000000392087_00427_42064_9989.N1	17-MAR-2010 17:02:45	Bright	39.000	82	48Bet UMa	2.3650	10600.	78	42064	No
233	GOM_NL__2PRFIN20100317_170415_000000402087_00427_42064_9990.N1	17-MAR-2010 17:04:15	Bright	39.500	36	50Alp UMa	1.8000	6300.0	79	42064	No
234	GOM_NL__2PRFIN20100317_170542_000000452087_00427_42064_9991.N1	17-MAR-2010 17:05:42	Bright	45.000	32	77Eps UMa	1.7630	11000.	90	42064	No
235	GOM_NL__2PRFIN20100317_171117_000000422087_00427_42064_9992.N1	17-MAR-2010 17:11:17	Bright	41.500	60	7Bet UMi	2.0810	3950.0	83	42064	No
236	GOM_NL__2PRFIN20100317_171517_000000492087_00427_42064_9993.N1	17-MAR-2010 17:15:17	Bright	49.000	119	14Eta Dra	2.7270	4700.0	98	42064	No
237	GOM_NL__2PRFIN20100317_172440_000000352087_00427_42064_9994.N1	17-MAR-2010 17:24:40	Bright	35.000	19	50Alp Cyg	1.2460	10500.	70	42064	No
238	GOM_NL__2PRFIN20100317_172615_000000362087_00427_42064_9995.N1	17-MAR-2010 17:26:15	Bright	35.500	66	37Gam Cyg	2.2080	5900.0	71	42064	No
239	GOM_NL__2PRFIN20100317_172757_000000352087_00427_42064_9996.N1	17-MAR-2010 17:27:57	Bright	35.000	92	53Eps Cyg	2.5000	4500.0	70	42064	No
240	GOM_NL__2PRFIN20100317_173624_000000512087_00427_42064_9997.N1	17-MAR-2010 17:36:24	Tw_i_and_stray	51.000	11	53Alp Aql	0.76500	8000.0	102	42064	No
241	GOM_NL__2PRFIN20100317_174642_000000502087_00427_42064_9998.N1	17-MAR-2010 17:46:42	Dark	49.500	155	41Pi Sgr	2.9000	6600.0	99	42064	No
242	GOM_NL__2PRFIN20100317_174845_000000482087_00427_42064_9999.N1	17-MAR-2010 17:48:45	Dark	48.000	57	34Sig Sgr	2.0660	26000.	96	42064	No
243	GOM_NL__2PRFIN20100317_175013_000000622087_00427_42064_0000.N1	17-MAR-2010 17:50:13	Dark	61.500	137	22Lam Sgr	2.8240	4400.0	123	42064	No
244	GOM_NL__2PRFIN20100317_175215_000000522087_00427_42064_0001.N1	17-MAR-2010 17:52:15	Dark	52.000	38	20Eps Sgr	1.8360	11000.	104	42064	No
245	GOM_NL__2PRFIN20100317_175810_000000412087_00428_42065_9987.N1	17-MAR-2010 17:58:10	Dark	41.000	141	Bet Ara	2.8400	4600.0	82	42065	No
246	GOM_NL__2PRFIN20100317_180433_000000462087_00428_42065_9988.N1	17-MAR-2010 18:04:33	Dark	46.000	4	Alp1Cen	-0.010000	5800.0	92	42065	No
247	GOM_NL__2PRFIN20100317_180635_000000482087_00428_42065_9989.N1	17-MAR-2010 18:06:35	Dark	48.000	78	Alp Lup	2.3040	28000.	96	42065	No
248	GOM_NL__2PRFIN20100317_180803_000000502087_00428_42065_9990.N1	17-MAR-2010 18:08:03	Dark	50.000	81	Eta Cen	2.3560	28000.	100	42065	No
249	GOM_NL__2PRFIN20100317_181110_000000632087_00428_42065_9991.N1	17-MAR-2010 18:11:10	Straylight	62.500	54	5The Cen	2.0550	4500.0	125	42065	No
250	GOM_NL__2PRFIN20100317_181255_000000482087_00428_42065_9992.N1	17-MAR-2010 18:12:55	Straylight	48.000	123	lot Cen	2.7500	10200.	96	42065	No
251	GOM_NL__2PRFIN20100317_181837_000000522087_00428_42065_9993.N1	17-MAR-2010 18:18:37	Straylight	51.500	106	9Bet Crv	2.6480	5600.0	103	42065	No
252	GOM_NL__2PRFIN20100317_182054_000000492087_00428_42065_9994.N1	17-MAR-2010 18:20:54	Tw_i_and_stray	48.500	100	4Gam Crv	2.5800	13100.	97	42065	No
253	GOM_NL__2PRFIN20100317_183154_000000462087_00428_42065_9995.N1	17-MAR-2010 18:31:54	Bright	46.000	62	94Bet Leo	2.1360	9700.0	92	42065	No
254	GOM_NL__2PRFIN20100317_184008_000000572087_00428_42065_9996.N1	17-MAR-2010 18:40:08	Bright	57.000	174	52Psi UMa	3.0040	4400.0	114	42065	No
255	GOM_NL__2PRFIN20100317_184321_000000392087_00428_42065_9997.N1	17-MAR-2010 18:43:21	Bright	38.500	82	48Bet UMa	2.3650	10600.	77	42065	No
256	GOM_NL__2PRFIN20100317_184451_000000392087_00428_42065_9998.N1	17-MAR-2010 18:44:51	Bright	39.000	36	50Alp UMa	1.8000	6300.0	78	42065	No
257	GOM_NL__2PRFIN20100317_184617_000000462087_00428_42065_9999.N1	17-MAR-2010 18:46:17	Bright	45.500	32	77Eps UMa	1.7630	11000.	91	42065	No
258	GOM_NL__2PRFIN20100317_185153_000000432087_00428_42065_0000.N1	17-MAR-2010 18:51:53	Bright	42.500	60	7Bet UMi	2.0810	3950.0	85	42065	No
259	GOM_NL__2PRFIN20100317_185552_000000512087_00428_42065_0001.N1	17-MAR-2010 18:55:52	Bright	50.500	119	14Eta Dra	2.7270	4700.0	101	42065	No
260	GOM_NL__2PRFIN20100317_190516_000000342087_00428_42065_0002.N1	17-MAR-2010 19:05:16	Bright	33.500	19	50Alp Cyg	1.2460	10500.	67	42065	No
261	GOM_NL__2PRFIN20100317_190650_000000392087_00428_42065_0003.N1	17-MAR-2010 19:06:50	Bright	39.000	66	37Gam Cyg	2.2080	5900.0	78	42065	No
262	GOM_NL__2PRFIN20100317_190833_000000462087_00428_42065_0004.N1	17-MAR-2010 19:08:33	Bright	45.500	92	53Eps Cyg	2.5000	4500.0	91	42065	No
263	GOM_NL__2PRFIN20100317_191700_000000532087_00428_42065_0005.N1	17-MAR-2010 19:17:00	Tw_i_and_stray	52.500	11	53Alp Aql	0.76500	8000.0	105	42065	No
264	GOM_NL__2PRFIN20100317_192719_000000492087_00428_42065_0006.N1	17-MAR-2010 19:27:19	Dark	49.000	155	41Pi Sgr	2.9000	6600.0	98	42065	No
265	GOM_NL__2PRFIN20100317_192922_000000462087_00428_42065_0007.N1	17-MAR-2010 19:29:22	Dark	46.000	57	34Sig Sgr	2.0660	26000.	92	42065	No
266	GOM_NL__2PRFIN20100317_193050_000000532087_00428_42065_0008.N1	17-MAR-2010 19:30:50	Dark	53.000	137	22Lam Sgr	2.8240	4400.0	106	42065	No
267	GOM_NL__2PRFIN20100317_193252_000000502087_00428_42065_0009.N1	17-MAR-2010 19:32:52	Dark	49.500	38	20Eps Sgr	1.8360	11000.	99	42065	No
268	GOM_NL__2PRFIN20100317_193846_000000422087_00429_42066_9863.N1	17-MAR-2010 19:38:46	Dark	42.000	141	Bet Ara	2.8400	4600.0	84	42066	No
269	GOM_NL__2PRFIN20100317_194510_000000542087_00429_42066_9864.N1	17-MAR-2010 19:45:10	Dark	54.000	4	Alp1Cen	-0.010000	5800.0	108	42066	No
270	GOM_NL__2PRFIN20100317_194712_000000502087_00429_42066_9865.N1	17-MAR-2010 19:47:12	Dark	49.500	78	Alp Lup	2.3040	28000.	99	42066	No
271	GOM_NL__2PRFIN20100317_194840_000000492087_00429_42066_9866.N1	17-MAR-2010 19:48:40	Dark	48.500	81	Eta Cen	2.3560	28000.	97	42066	No
272	GOM_NL__2PRFIN20100317_195146_000000612087_00429_42066_9867.N1	17-MAR-2010 19:51:46	Straylight	60.500	54	5The Cen	2.0550	4500.0	121	42066	No
273	GOM_NL__2PRFIN20100317_195332_000000492087_00429_42066_9868.N1	17-MAR-2010 19:53:32	Straylight	48.500	123	lot Cen	2.7500	10200.	97	42066	No
274	GOM_NL__2PRFIN20100317_195913_000000522087_00429_42066_9869.N1	17-MAR-2010 19:59:13	Straylight	52.000	106	9Bet Crv	2.6480	5600.0	104	42066	No
275	GOM_NL__2PRFIN20100317_200130_000000512087_00429_42066_9870.N1	17-MAR-2010 20:01:30	Tw_i_and_stray	51.000	100	4Gam Crv	2.5800	13100.	102	42066	No
276	GOM_NL__2PRFIN20100317_201229_000000472087_00429_42066_9871.N1	17-MAR-2010 20:12:29	Bright	46.500	62	94Bet Leo	2.1360	9700.0	93	42066	No
277	GOM_NL__2PRFIN20100317_202044_000000402087_00429_42066_9872.N1	17-MAR-2010 20:20:44	Bright	40.000	174	52Psi UMa	3.0040	4400.0	80	42066	No
278	GOM_NL__2PRFIN20100317_202357_000000552087_00429_42066_9873.N1	17-MAR-2010 20:23:57	Bright	55.000	82	48Bet UMa	2.3650	10600.	110	42066	No

279	GOM_NL__2PRFIN20100317_202526_000000392087_00429_42066_9874.N1	17-MAR-2010 20:25:26	Bright	38.500	36	50Alp UMa	1.8000	6300.0	77	42066	No
280	GOM_NL__2PRFIN20100317_202652_000000462087_00429_42066_9875.N1	17-MAR-2010 20:26:52	Bright	45.500	32	77Eps UMa	1.7630	11000.	91	42066	No
281	GOM_NL__2PRFIN20100317_203228_000000442087_00429_42066_9876.N1	17-MAR-2010 20:32:28	Bright	44.000	60	7Bet UMi	2.0810	3950.0	88	42066	No
282	GOM_NL__2PRFIN20100317_203627_000000482087_00429_42066_9877.N1	17-MAR-2010 20:36:27	Bright	47.500	119	14Eta Dra	2.7270	4700.0	95	42066	No
283	GOM_NL__2PRFIN20100317_204551_000000352087_00429_42066_9878.N1	17-MAR-2010 20:45:51	Bright	35.000	19	50Alp Cyg	1.2460	10500.	70	42066	No
284	GOM_NL__2PRFIN20100317_204725_000000372087_00429_42066_9879.N1	17-MAR-2010 20:47:25	Bright	37.000	66	37Gam Cyg	2.2080	5900.0	74	42066	No
285	GOM_NL__2PRFIN20100317_204909_000000412087_00429_42066_9880.N1	17-MAR-2010 20:49:09	Bright	40.500	92	53Eps Cyg	2.5000	4500.0	81	42066	No
286	GOM_NL__2PRFIN20100317_205736_000000542087_00429_42066_9881.N1	17-MAR-2010 20:57:36	Twilight	53.500	11	53Alp Aql	0.76500	8000.0	107	42066	No
287	GOM_NL__2PRFIN20100317_210755_000000492087_00429_42066_9882.N1	17-MAR-2010 21:07:55	Dark	48.500	155	41Pi Sgr	2.9000	6600.0	97	42066	No
288	GOM_NL__2PRFIN20100317_210959_000000502087_00429_42066_9883.N1	17-MAR-2010 21:09:59	Dark	50.000	57	34Sig Sgr	2.0660	26000.	100	42066	No
289	GOM_NL__2PRFIN20100317_211127_000000552087_00429_42066_9884.N1	17-MAR-2010 21:11:27	Dark	55.000	137	22Lam Sgr	2.8240	4400.0	110	42066	No
290	GOM_NL__2PRFIN20100317_211328_000000542087_00429_42066_9885.N1	17-MAR-2010 21:13:28	Dark	54.000	38	20Eps Sgr	1.8360	11000.	108	42066	No
291	GOM_NL__2PRFIN20100317_211923_000000442087_00430_42067_9882.N1	17-MAR-2010 21:19:23	Dark	43.500	141	Bet Ara	2.8400	4600.0	87	42067	No
292	GOM_NL__2PRFIN20100317_212546_000000462087_00430_42067_9883.N1	17-MAR-2010 21:25:46	Dark	45.500	4	Alp1Cen	-0.010000	5800.0	91	42067	No
293	GOM_NL__2PRFIN20100317_212749_000000462087_00430_42067_9884.N1	17-MAR-2010 21:27:49	Dark	46.000	78	Alp Lup	2.3040	28000.	92	42067	No
294	GOM_NL__2PRFIN20100317_212917_000000512087_00430_42067_9885.N1	17-MAR-2010 21:29:17	Dark	50.500	81	Eta Cen	2.3560	28000.	101	42067	No
295	GOM_NL__2PRFIN20100317_213223_000000622087_00430_42067_9886.N1	17-MAR-2010 21:32:23	Straylight	62.000	54	5The Cen	2.0550	4500.0	124	42067	No
296	GOM_NL__2PRFIN20100317_213408_000000522087_00430_42067_9887.N1	17-MAR-2010 21:34:08	Straylight	51.500	123	lot Cen	2.7500	10200.	103	42067	No
297	GOM_NL__2PRFIN20100317_213949_000000522087_00430_42067_9888.N1	17-MAR-2010 21:39:49	Straylight	51.500	106	9Bet Crv	2.6480	5600.0	103	42067	No
298	GOM_NL__2PRFIN20100317_214206_000000502087_00430_42067_9889.N1	17-MAR-2010 21:42:06	Twilight	49.500	100	4Gam Crv	2.5800	13100.	99	42067	No
299	GOM_NL__2PRFIN20100317_215305_000000472087_00430_42067_9890.N1	17-MAR-2010 21:53:05	Bright	46.500	62	94Bet Leo	2.1360	9700.0	93	42067	No
300	GOM_NL__2PRFIN20100317_220120_000000382087_00430_42067_9891.N1	17-MAR-2010 22:01:20	Bright	37.500	174	52Psi UMa	3.0040	4400.0	75	42067	No
301	GOM_NL__2PRFIN20100317_220432_000000372087_00430_42067_9892.N1	17-MAR-2010 22:04:32	Bright	36.500	82	48Bet UMa	2.3650	10600.	73	42067	No
302	GOM_NL__2PRFIN20100317_220602_000000382087_00430_42067_9893.N1	17-MAR-2010 22:06:02	Bright	37.500	36	50Alp UMa	1.8000	6300.0	75	42067	No
303	GOM_NL__2PRFIN20100317_220727_000000462087_00430_42067_9894.N1	17-MAR-2010 22:07:27	Bright	45.500	32	77Eps UMa	1.7630	11000.	91	42067	No
304	GOM_NL__2PRFIN20100317_221303_000000372087_00430_42067_9895.N1	17-MAR-2010 22:13:03	Bright	36.500	60	7Bet UMi	2.0810	3950.0	73	42067	No
305	GOM_NL__2PRFIN20100317_221702_000000452087_00430_42067_9896.N1	17-MAR-2010 22:17:02	Bright	44.500	119	14Eta Dra	2.7270	4700.0	89	42067	No
306	GOM_NL__2PRFIN20100317_222626_000000402087_00430_42067_9897.N1	17-MAR-2010 22:26:26	Bright	39.500	19	50Alp Cyg	1.2460	10500.	79	42067	No
307	GOM_NL__2PRFIN20100317_222801_000000372087_00430_42067_9898.N1	17-MAR-2010 22:28:01	Bright	36.500	66	37Gam Cyg	2.2080	5900.0	73	42067	No
308	GOM_NL__2PRFIN20100317_222945_000000362087_00430_42067_9899.N1	17-MAR-2010 22:29:45	Bright	36.000	92	53Eps Cyg	2.5000	4500.0	72	42067	No
309	GOM_NL__2PRFIN20100317_223813_000000532087_00430_42067_9900.N1	17-MAR-2010 22:38:13	Twilight	52.500	11	53Alp Aql	0.76500	8000.0	105	42067	No
310	GOM_NL__2PRFIN20100317_224832_000000492087_00430_42067_9901.N1	17-MAR-2010 22:48:32	Dark	48.500	155	41Pi Sgr	2.9000	6600.0	97	42067	No
311	GOM_NL__2PRFIN20100317_225036_000000462087_00430_42067_9902.N1	17-MAR-2010 22:50:36	Dark	45.500	57	34Sig Sgr	2.0660	26000.	91	42067	No
312	GOM_NL__2PRFIN20100317_225204_000000552087_00430_42067_9903.N1	17-MAR-2010 22:52:04	Dark	55.000	137	22Lam Sgr	2.8240	4400.0	110	42067	No
313	GOM_NL__2PRFIN20100317_225405_000000532087_00430_42067_9904.N1	17-MAR-2010 22:54:05	Dark	53.000	38	20Eps Sgr	1.8360	11000.	106	42067	No
314	GOM_NL__2PRFIN20100317_225959_000000482087_00431_42068_9893.N1	17-MAR-2010 22:59:59	Dark	47.500	141	Bet Ara	2.8400	4600.0	95	42068	No
315	GOM_NL__2PRFIN20100317_230622_000000452087_00431_42068_9894.N1	17-MAR-2010 23:06:22	Dark	44.500	4	Alp1Cen	-0.010000	5800.0	89	42068	No
316	GOM_NL__2PRFIN20100317_230825_000000472087_00431_42068_9895.N1	17-MAR-2010 23:08:25	Dark	46.500	78	Alp Lup	2.3040	28000.	93	42068	No
317	GOM_NL__2PRFIN20100317_230954_000000522087_00431_42068_9896.N1	17-MAR-2010 23:09:54	Dark	51.500	81	Eta Cen	2.3560	28000.	103	42068	No
318	GOM_NL__2PRFIN20100317_231259_000000592087_00431_42068_9897.N1	17-MAR-2010 23:12:59	Straylight	58.500	54	5The Cen	2.0550	4500.0	117	42068	No
319	GOM_NL__2PRFIN20100317_231444_000000512087_00431_42068_9898.N1	17-MAR-2010 23:14:44	Straylight	50.500	123	lot Cen	2.7500	10200.	101	42068	No
320	GOM_NL__2PRFIN20100317_232025_000000542087_00431_42068_9899.N1	17-MAR-2010 23:20:25	Straylight	53.500	106	9Bet Crv	2.6480	5600.0	107	42068	No
321	GOM_NL__2PRFIN20100317_232242_000000502087_00431_42068_9900.N1	17-MAR-2010 23:22:42	Twilight	50.000	100	4Gam Crv	2.5800	13100.	100	42068	No
322	GOM_NL__2PRFIN20100317_233340_000000472087_00431_42068_9901.N1	17-MAR-2010 23:33:40	Bright	47.000	62	94Bet Leo	2.1360	9700.0	94	42068	No
323	GOM_NL__2PRFIN20100317_234155_000000402087_00431_42068_9902.N1	17-MAR-2010 23:41:55	Bright	39.500	174	52Psi UMa	3.0040	4400.0	79	42068	No
324	GOM_NL__2PRFIN20100317_234508_000000382087_00431_42068_9903.N1	17-MAR-2010 23:45:08	Bright	38.000	82	48Bet UMa	2.3650	10600.	76	42068	No
325	GOM_NL__2PRFIN20100317_234638_000000502087_00431_42068_9904.N1	17-MAR-2010 23:46:38	Bright	49.500	36	50Alp UMa	1.8000	6300.0	99	42068	No
326	GOM_NL__2PRFIN20100317_234803_000000462087_00431_42068_9905.N1	17-MAR-2010 23:48:03	Bright	46.000	32	77Eps UMa	1.7630	11000.	92	42068	No
327	GOM_NL__2PRFIN20100317_235339_000000382087_00431_42068_9906.N1	17-MAR-2010 23:53:39	Bright	38.000	60	7Bet UMi	2.0810	3950.0	76	42068	No
328	GOM_NL__2PRFIN20100317_235737_000000502087_00431_42068_9907.N1	17-MAR-2010 23:57:37	Bright	49.500	119	14Eta Dra	2.7270	4700.0	99	42068	No

3. Quality information per product

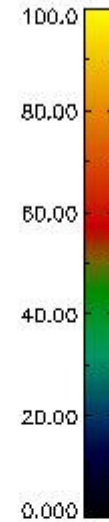
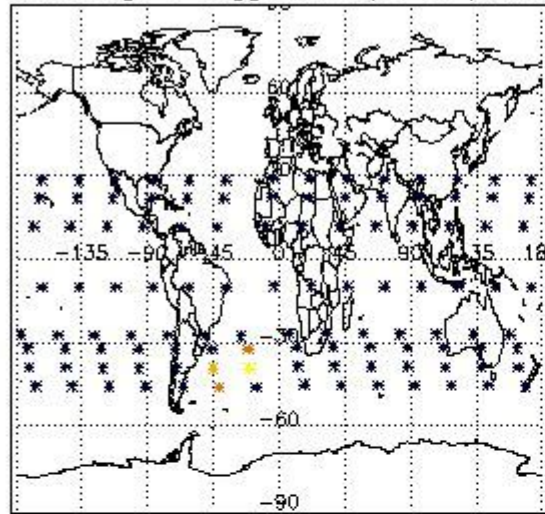
In this section it is plotted some information contained in the Quality Summary data set of the level 2 products. Only products in dark limb conditions and without errors (error flag in the MPH set to "0") are used.

3.1 Plot quality information per product (time dependant)


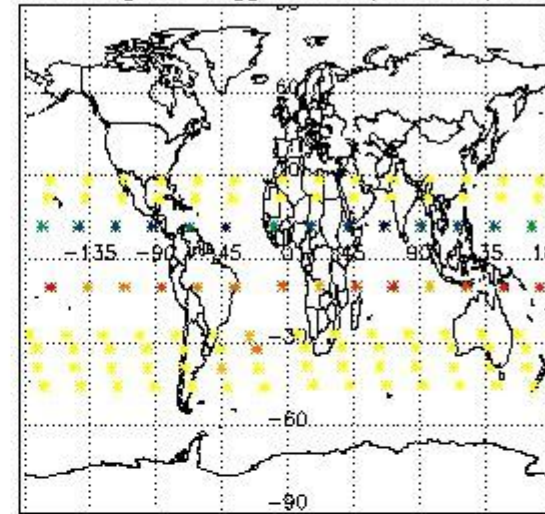


3.2 Plot quality information per product (world map)


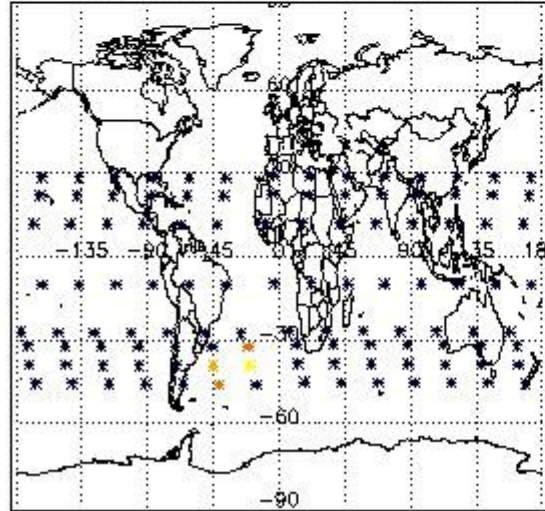
Percentage of flagged data per O3 profile



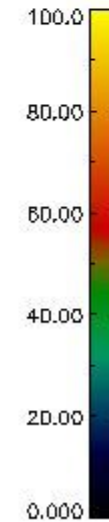
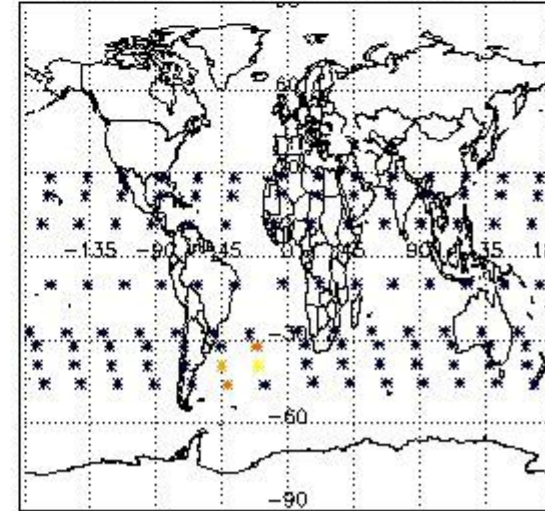
Percentage of flagged data per H2O profile



Percentage of flagged data per NO2 profile



Percentage of flagged data per NO3 profile

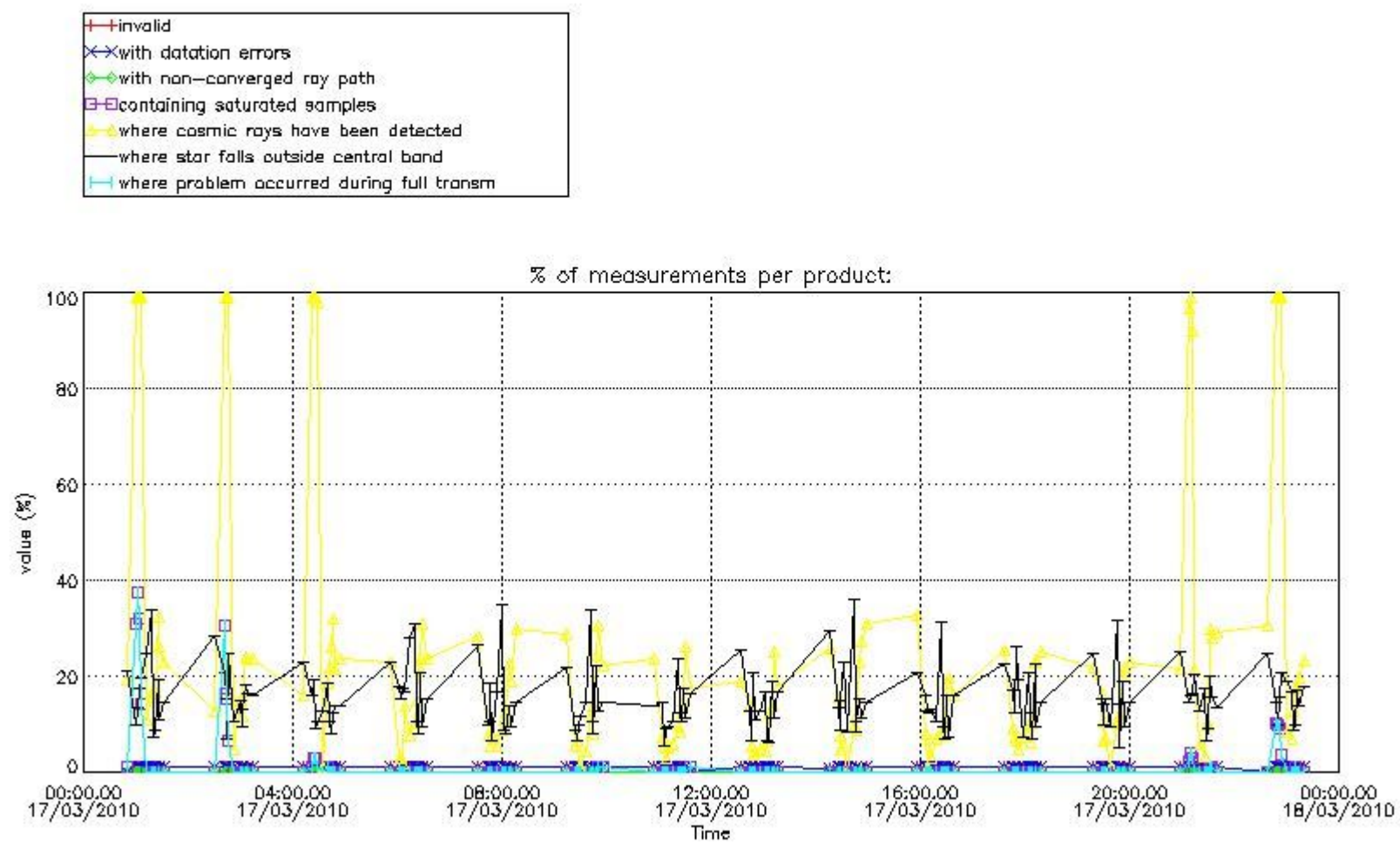


4. Level 1 quality information per product

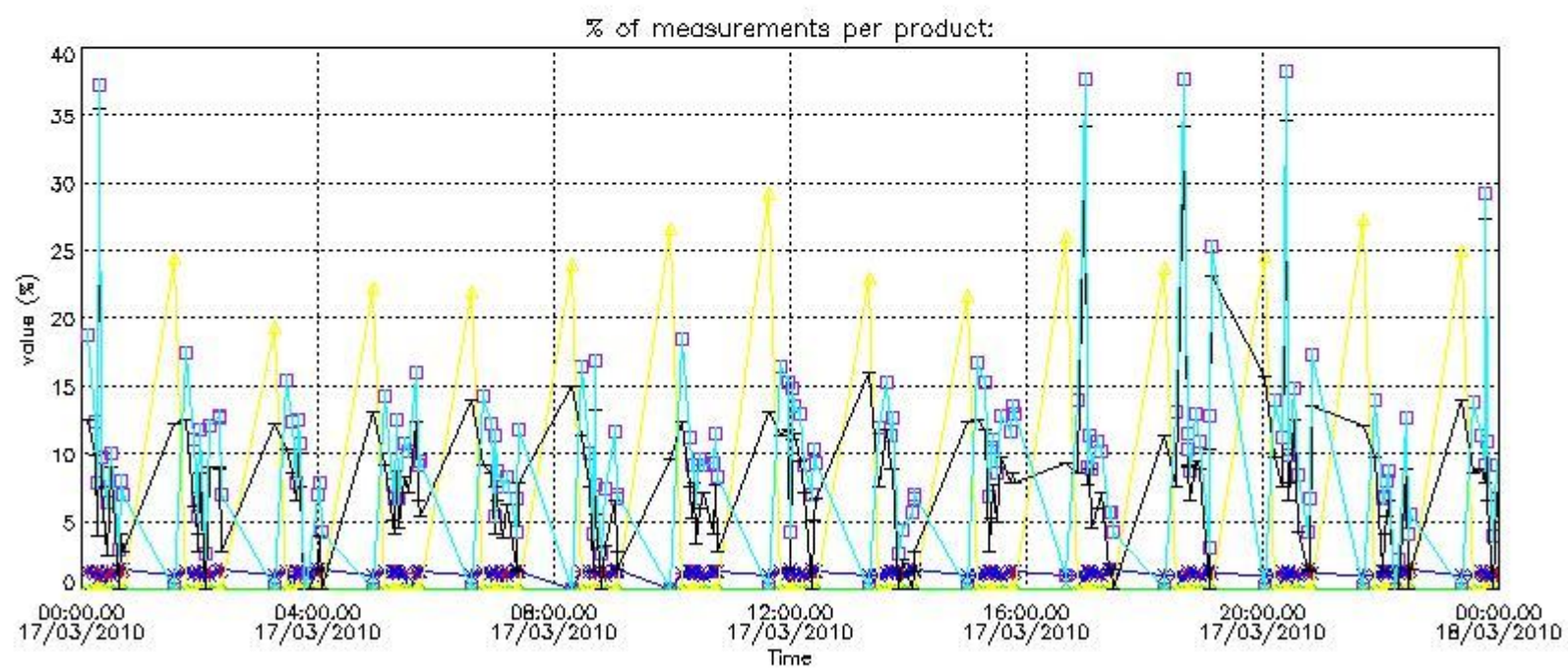
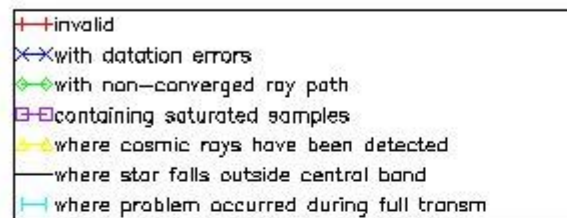
In this section it is plotted some information contained in the Quality Summary data set of the level 2 products that comes from the level 1b processing. Products without errors (error flag in the MPH set to "0") are used.

4.1 Plot quality information per product (time dependant) coming from level 1b processing

4.1.1 Plot level 1 quality information per product (time dependant): ENVISAT ASCENDING passes

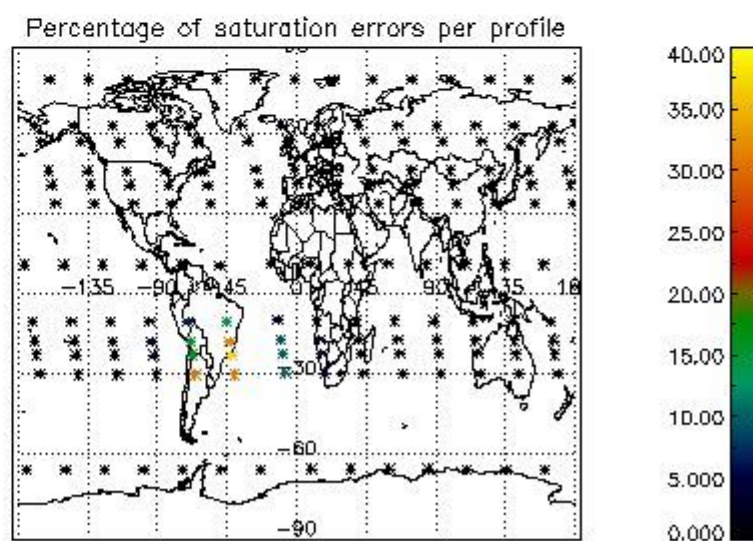
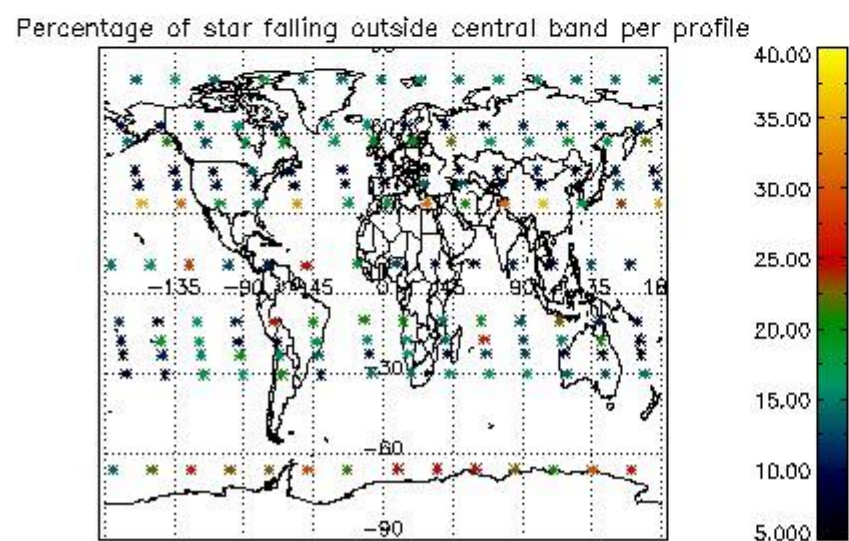
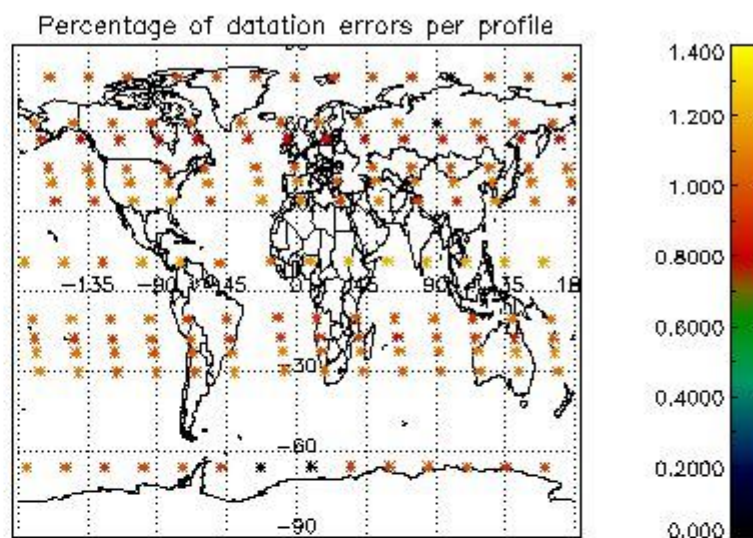
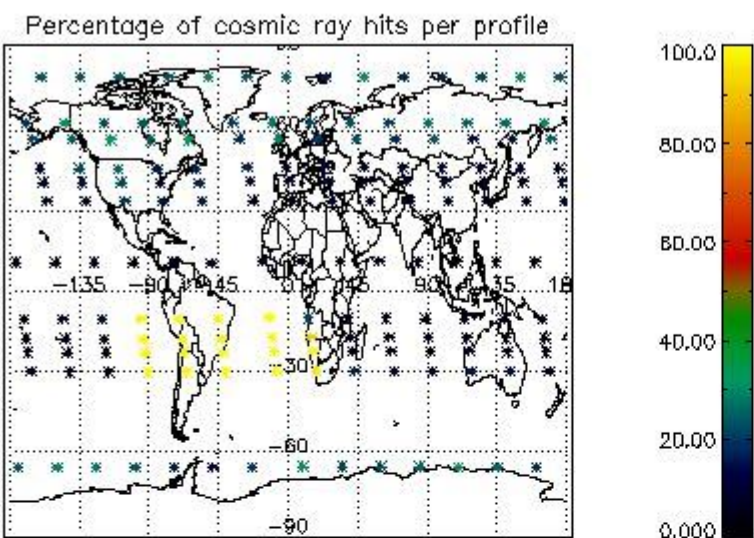


4.1.2 Plot level 1 quality information per product (time dependant): ENVI SAT DESCENDING passes

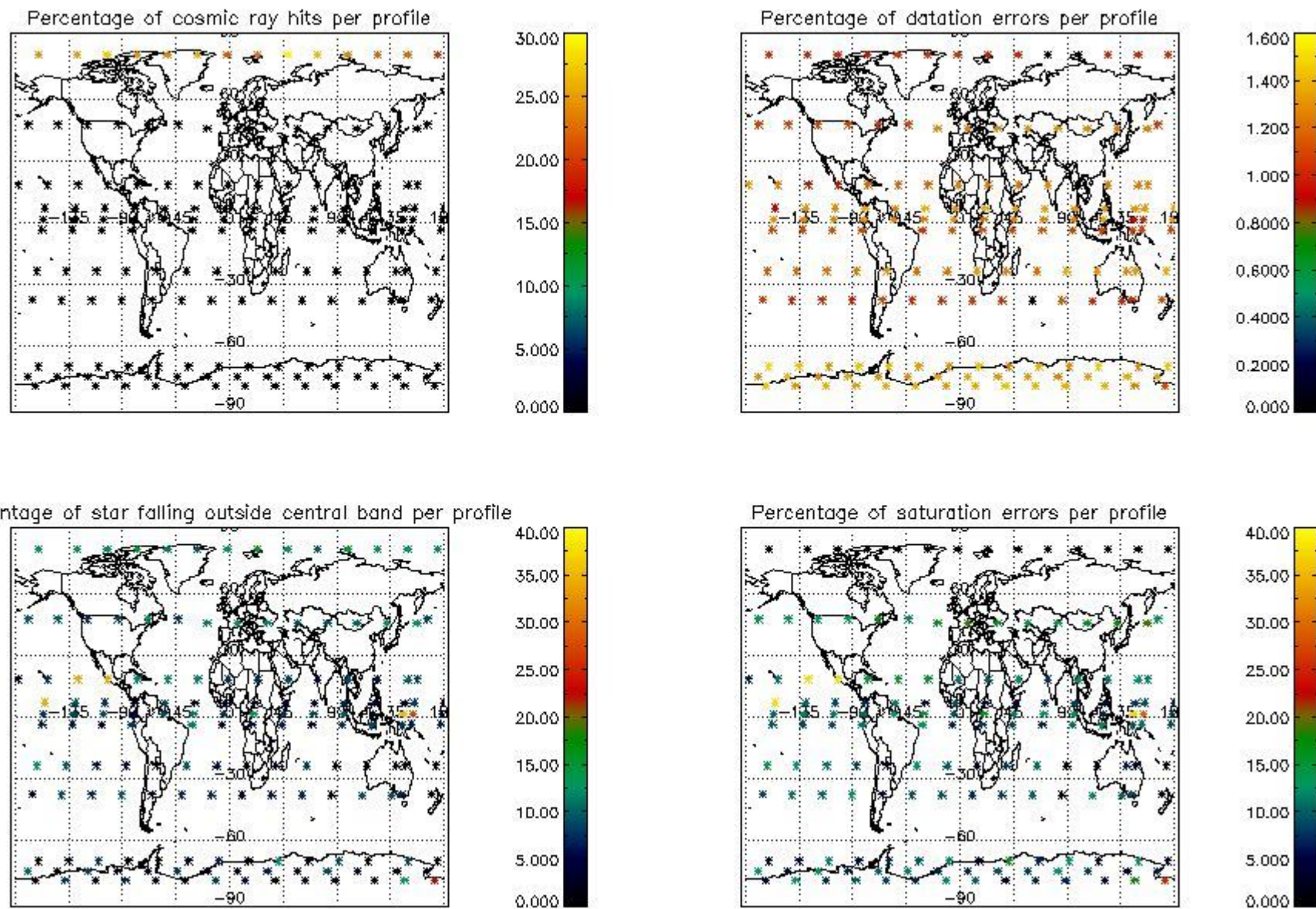


4.2 Plot quality information per product coming from level 1b processing (world map)

4.2.1 Plot level 1 quality information per product (world map): ENVI SAT ASCENDING passes



4.2.2 Plot level 1 quality information per product (world map): ENVISAT DESCENDING passes



5. Trace gas profiles

5.1 Ozone statistics based on quality of products

The final quality of the products can be "measured" using the STD (Standard Deviation) attached to every point profile. This information is written to the parameter GOM_NL__2P/NL_LOCAL_SPECIES_DENSITY/o3_std of the level 2 products. The table below shows the statistics for given STD ranges.

The statistics are given with respect to the overall valid production:

- Products without fatal errors: GOM_NL__2P/MPH/PRODUCT_ERR=0
- Valid point profile: GOM_NL__2P/NL_LOCAL_SPECIES_DENSITY/pcd(0)=0

The 'Criteria' is applied to valid points of dark limb products:

- Products in dark limb illumination condition: GOM_NL__2P/NL_SUMMARY_QUALITY/obs_ill_cond=0
- Products without fatal errors: GOM_NL__2P/MPH/PRODUCT_ERR=0
- Valid point profile: GOM_NL__2P/NL_LOCAL_SPECIES_DENSITY/pcd(0)=0

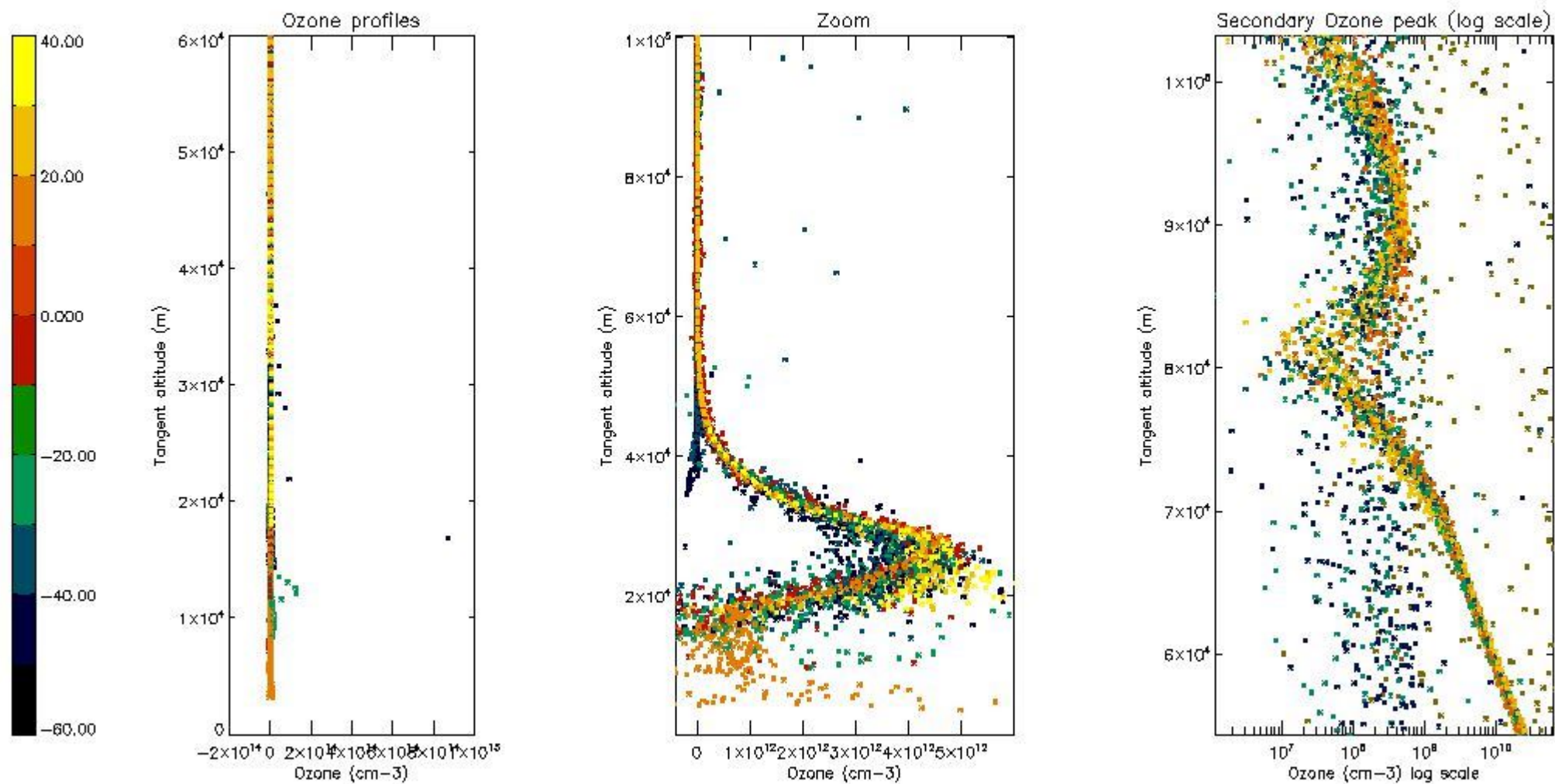
So, the table below shows the percentage of dark limb and valid observations for each criteria with respect to the overall valid daily observations.

Criteria	% of total production
All STD	36
STD < 20	17

STD < 10	13
STD < 5	9

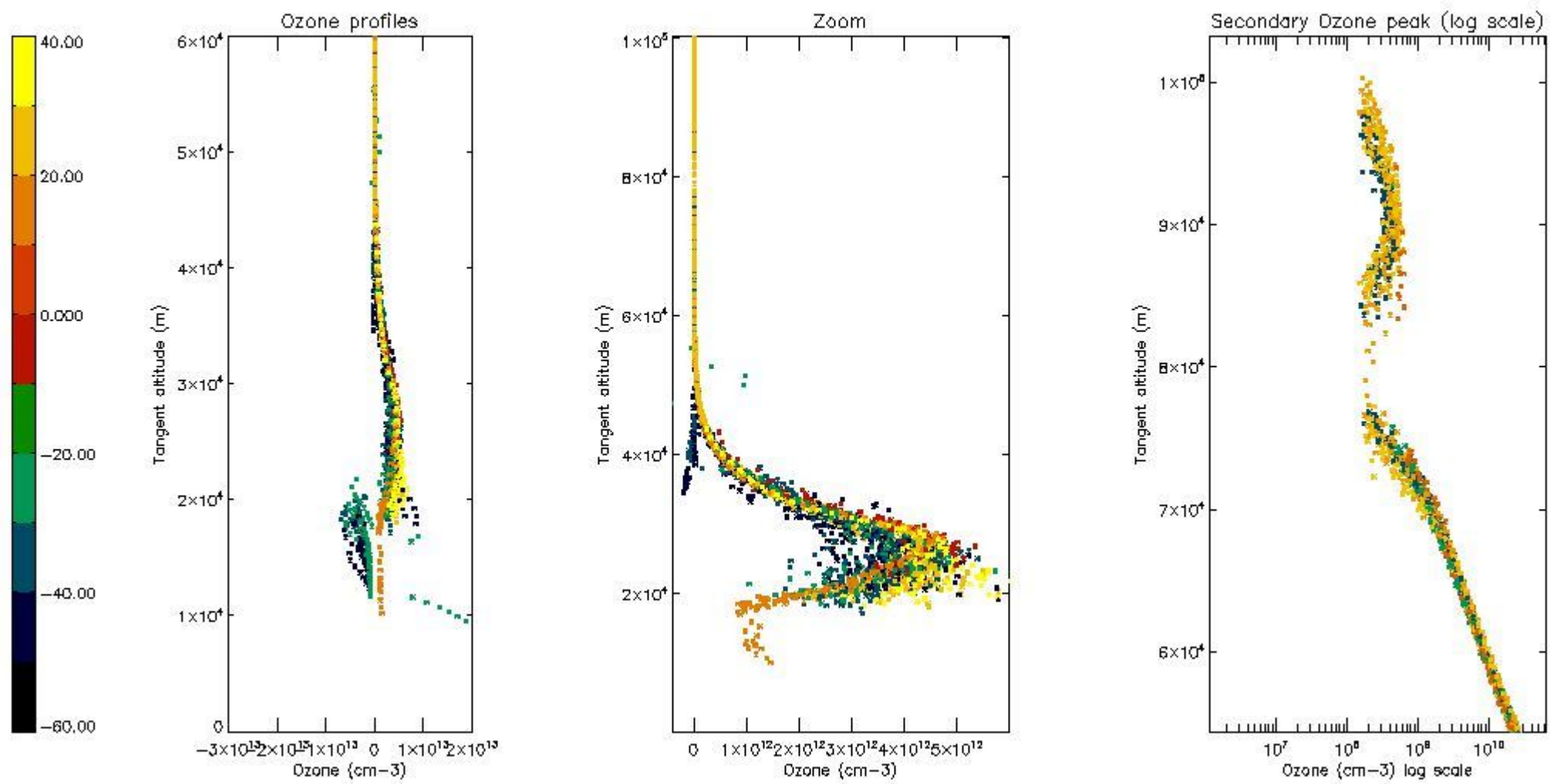
5.2 Plot ozone profiles for all STD (dark without errors)

The colorbar represents the latitude.



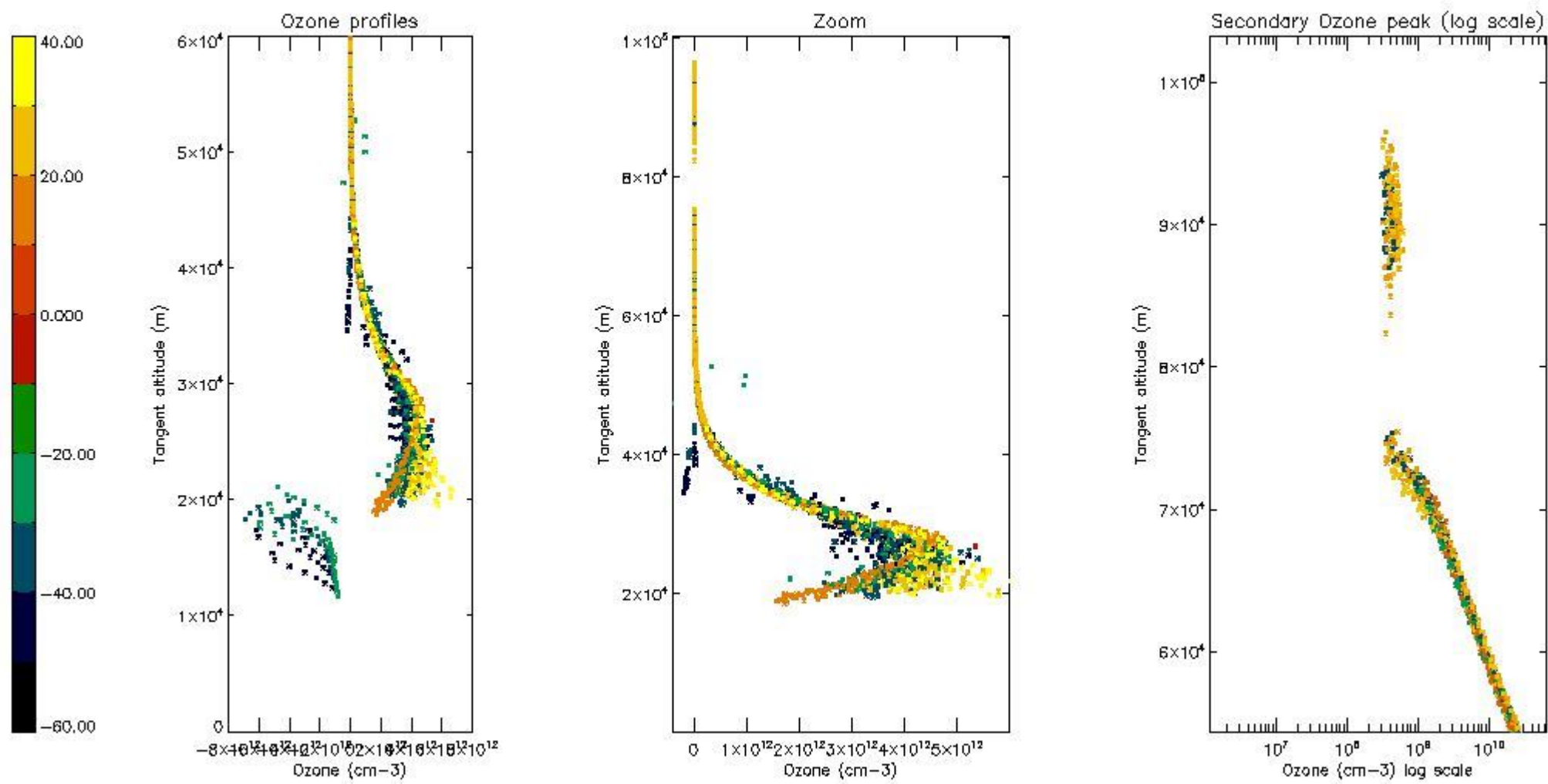
5.3 Plot ozone profiles where STD < 20% (dark without errors)

The colorbar represents the latitude.



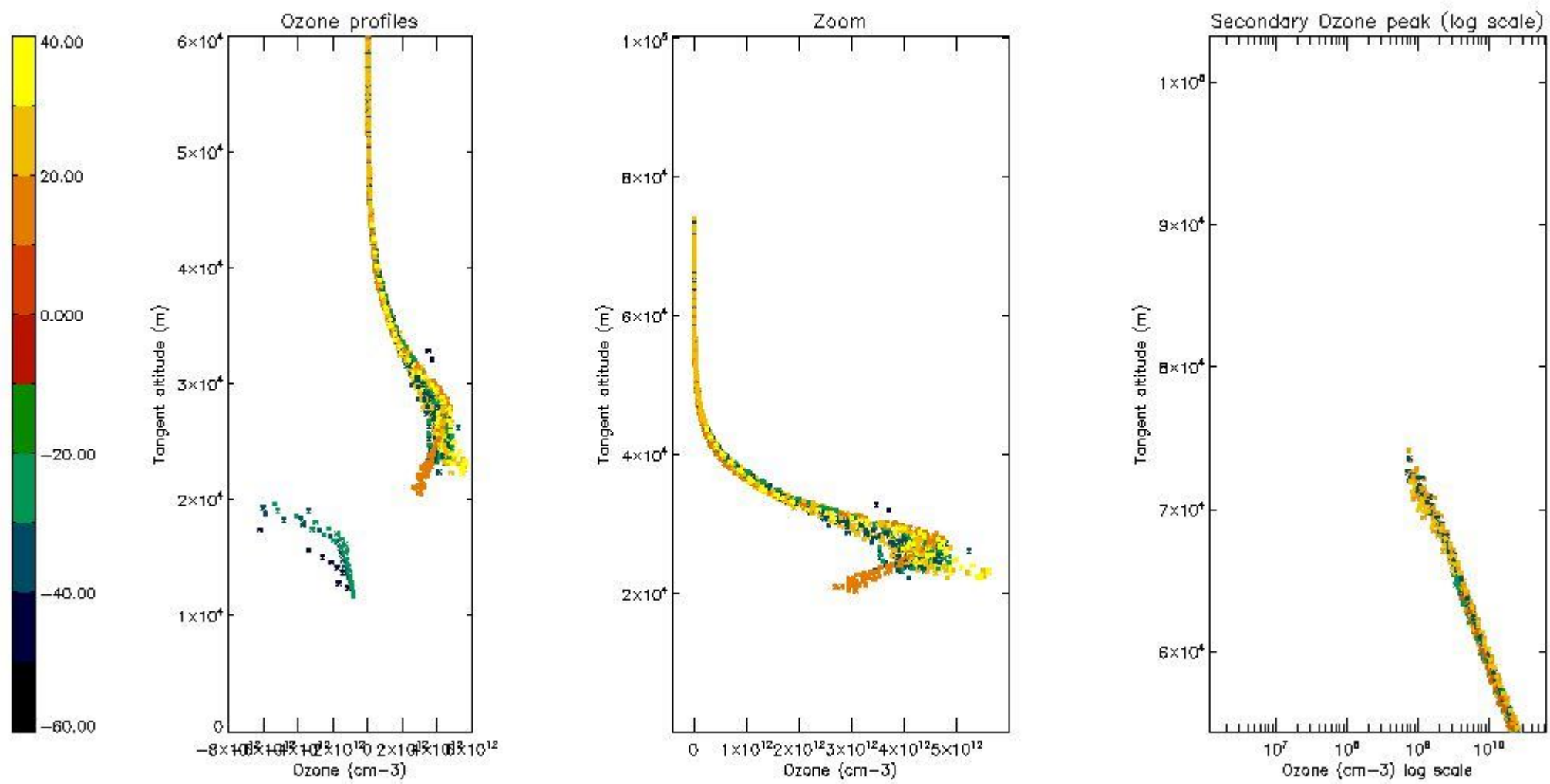
5.4 Plot ozone profiles where STD < 10% (dark without errors)

The colorbar represents the latitude.



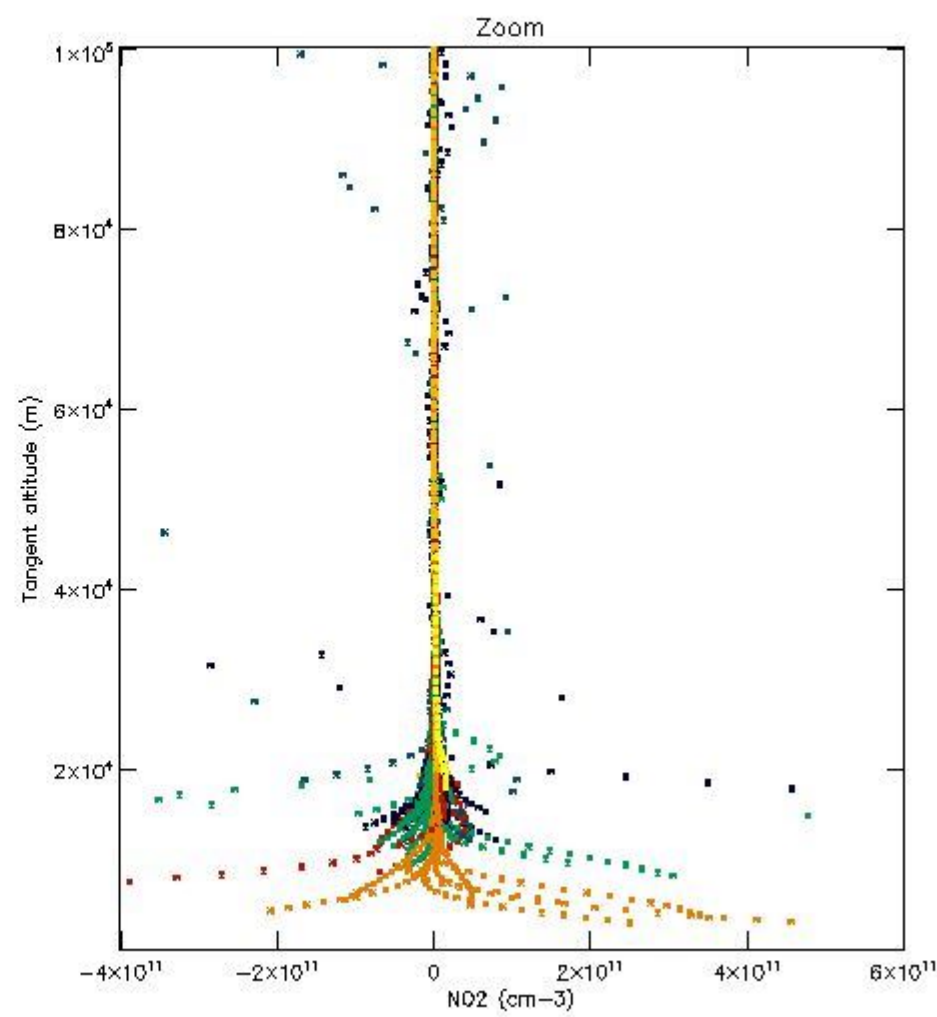
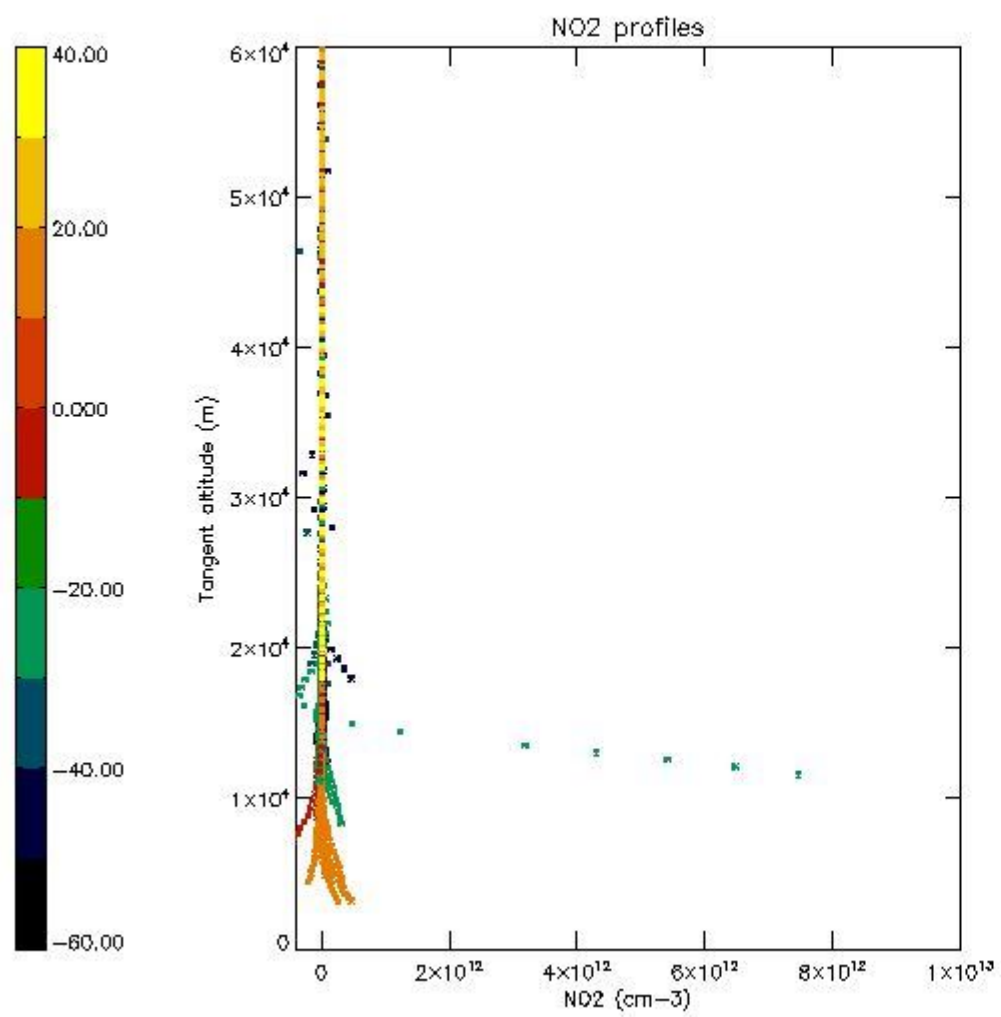
5.5 Plot ozone profiles where STD < 5% (dark without errors)

The colorbar represents the latitude.



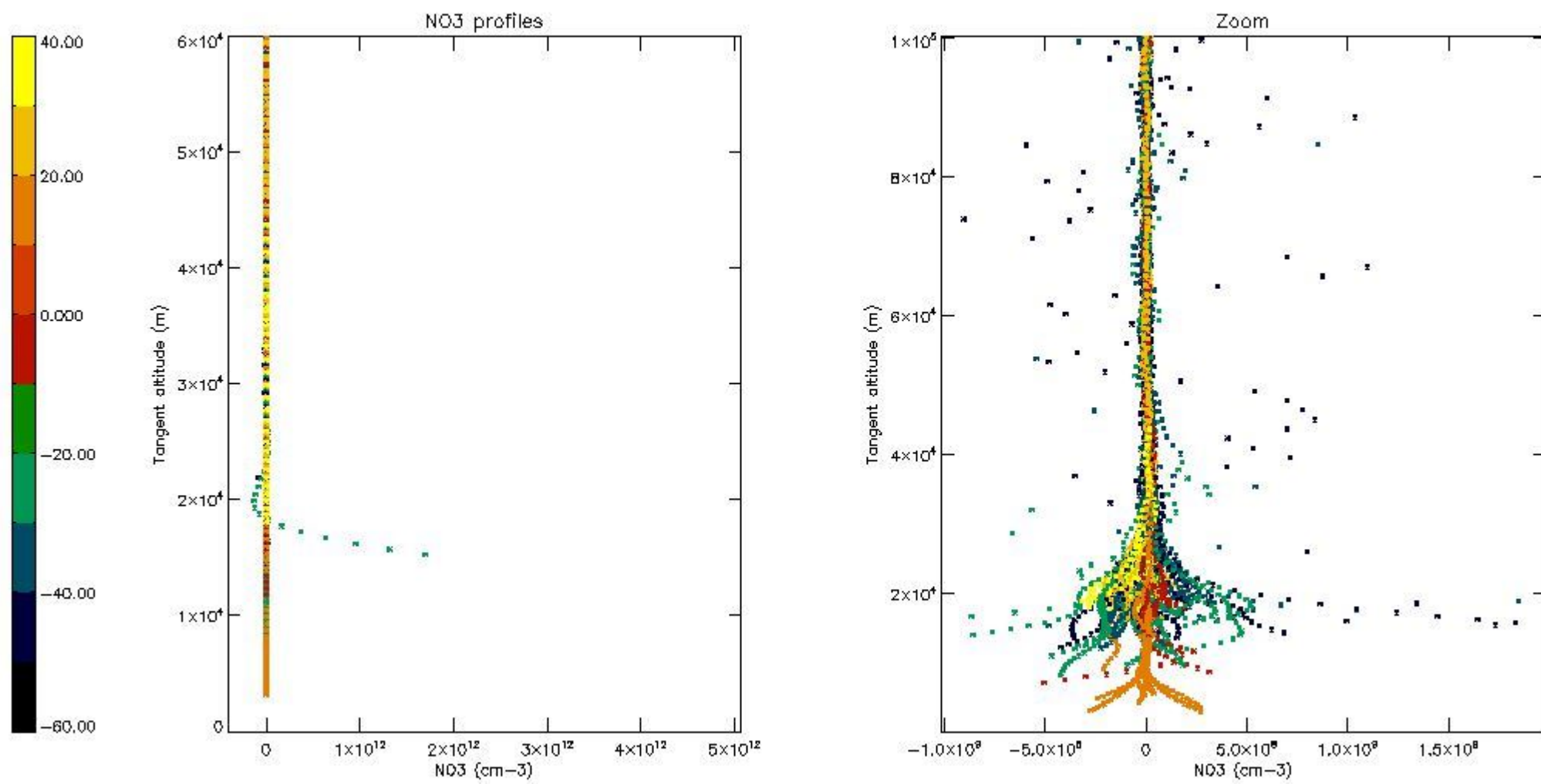
5.6 Plot NO₂ profiles for all STD (dark without errors)

The colorbar represents the latitude.



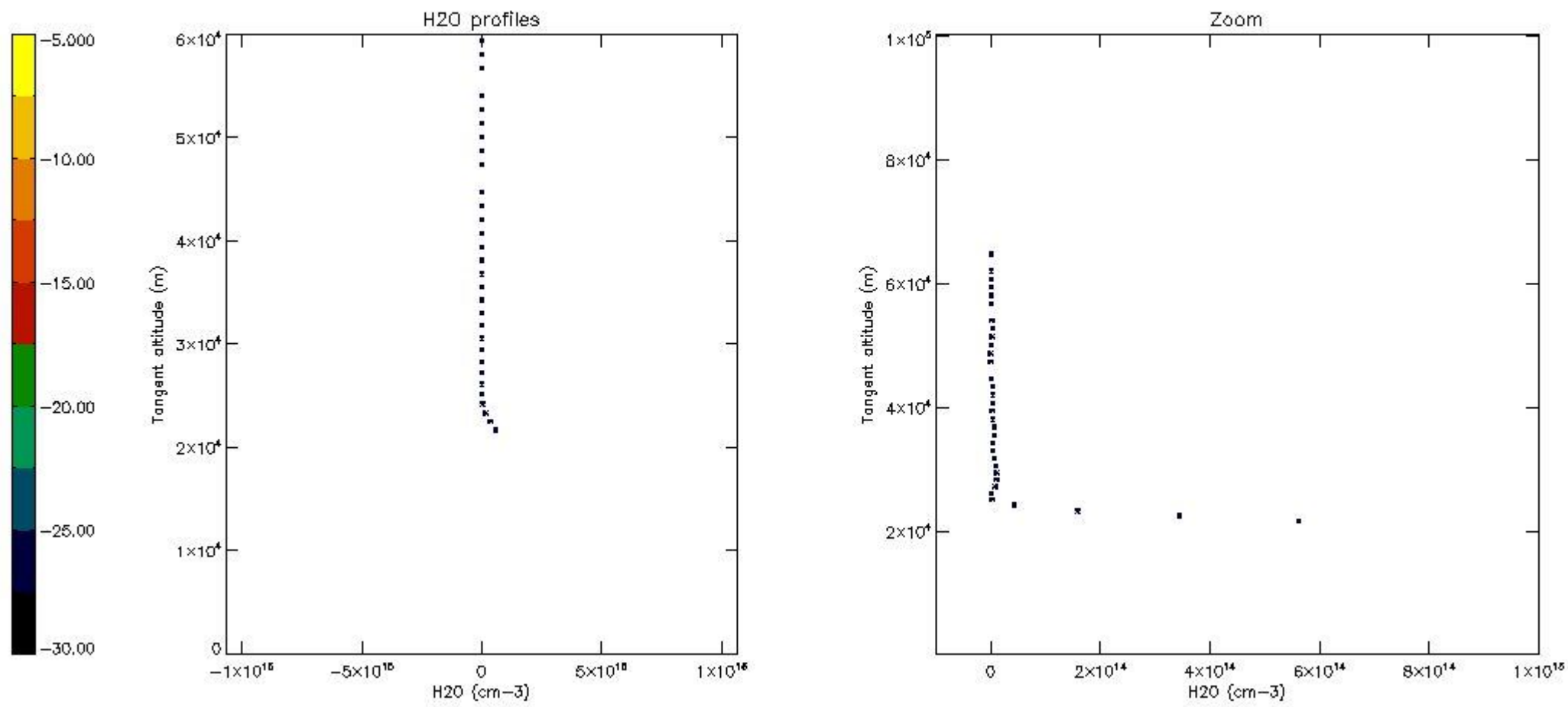
5.7 Plot NO3 profiles for all STD (dark without errors)

The colorbar represents the latitude.



5.8 Plot H2O profiles for all STD (only for occultations of stars 1,2,3,4,13,14,16,26,63 dark without errors)

The colorbar represents the latitude.



6. Auxiliary Data Files used for the production reported in section 2

The number reported in the third column indicates since which file (see list in section 2) the corresponding auxiliary file has been used. The fourth column is the date of those product files.

Type	Auxiliary Filename	Used since product	Used since product date
INST_PHYS_CHARACTERISTICS	GOM_INS_AXVIEC20091111_143220_20030716_120000_20500101_000000	1	17-MAR-2010 00:05:54
LEVEL-2_PROC_CONFIG	GOM_PR2_AXVIEC20091111_152718_20020301_000000_20500101_000000	1	17-MAR-2010 00:05:54
CROSS_SECTIONS_FILE	GOM_CRS_AXVIEC20091111_154832_20020301_000000_20500101_000000	1	17-MAR-2010 00:05:54

GOMOS Level 2 Daily Report

SUMMARY

[1. General Info](#)

[2. Summary of processed GOM_NL_2P products](#)

[3. Level 2 Quality information per product](#)

[3.1 Plot of level 2 quality information per product \(time dependant\)](#)

[3.2 Plot of level 2 quality information per product \(world map\)](#)

[4. Level 1 Quality information per product \(stored on level 2 products\)](#)

[4.1 Plot of level 1 quality information per product \(time dependant\)](#)

[4.1.1 Plot of level 1 quality information per product \(time dependant\): ASCENDING](#)

[4.1.2 Plot of level 1 quality information per product \(time dependant\): DESCENDING](#)

[4.2 Plot of level 1 quality information per product \(world map\)](#)

[4.2.1 Plot of level 1 quality information per product \(world map\): ASCENDING](#)

[4.2.2 Plot of level 1 quality information per product \(world map\): DESCENDING](#)

[5. Ozone profiles based on quality statistics and other trace gas profiles](#)

[5.1 Ozone statistics based on quality of products](#)

[5.2 Plot ozone profiles for all STD \(dark without errors\)](#)

[5.3 Plot ozone profiles where STD < 20% \(dark without errors\)](#)

[5.4. Plot ozone profiles where STD < 10% \(dark without errors\)](#)

[5.5. Plot ozone profiles where STD < 5% \(dark without errors\)](#)

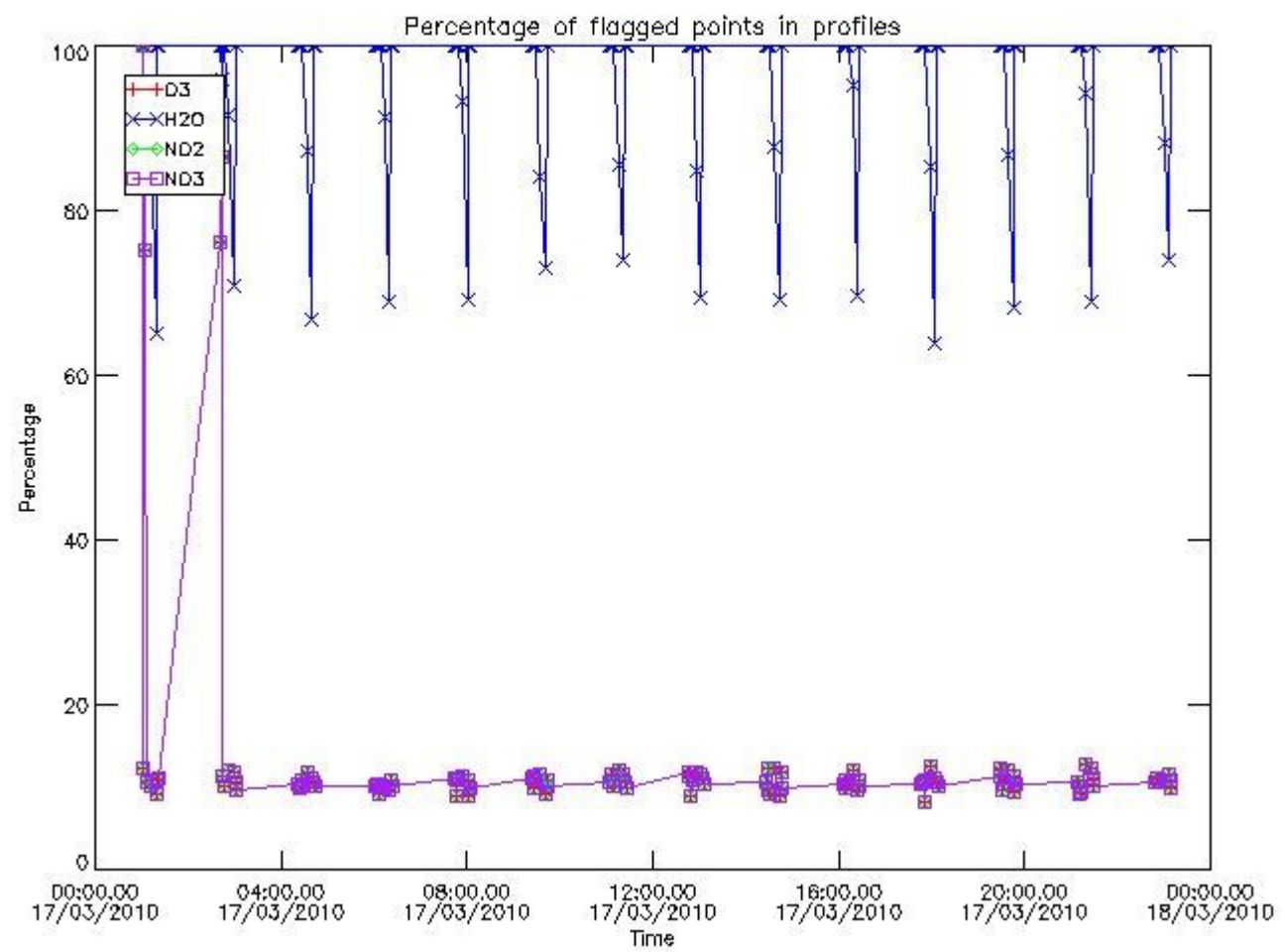
[5.6 Plot NO2 profiles for all STD \(dark without errors\)](#)

[5.7 Plot NO3 profiles for all STD \(dark without errors\)](#)

[5.8 Plot H2O profiles \(only for occultations of stars 1,2,3,4,13,14,16,26,63 dark without errors\) for all STD](#)

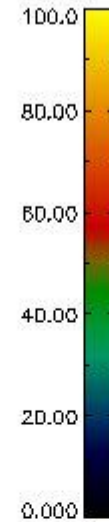
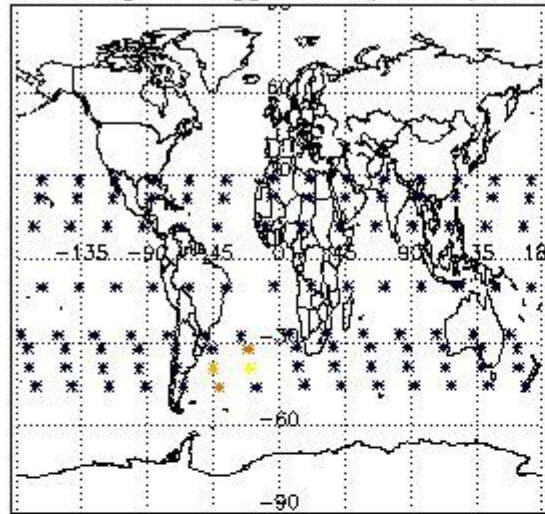
[6. Auxiliary Data Files used for the production reported in section 2](#)

3.1 Plot quality information per product (time dependant)

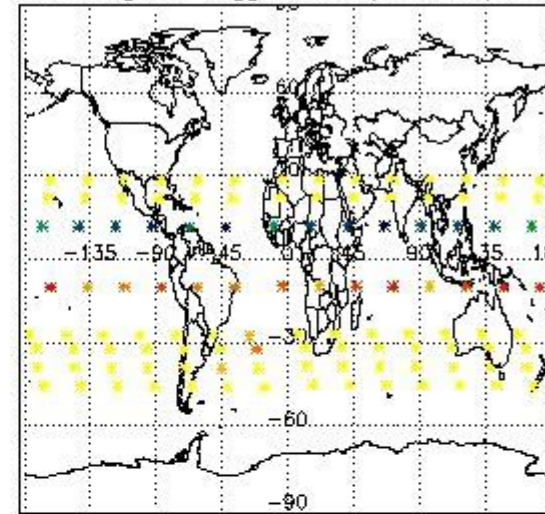


3.2 Plot quality information per product (world map)


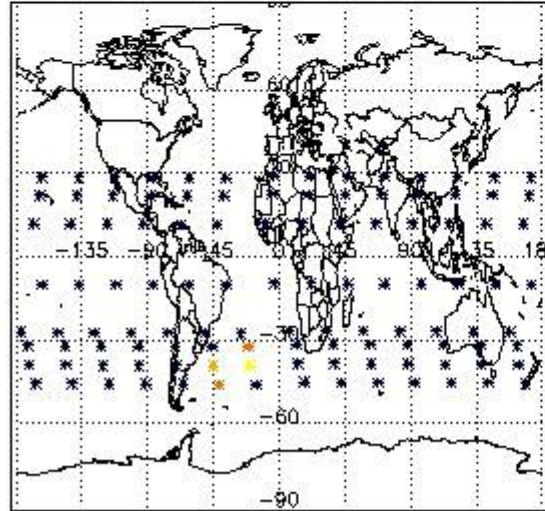
Percentage of flagged data per O3 profile



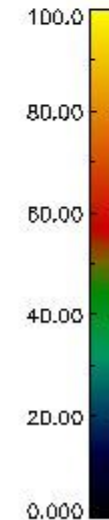
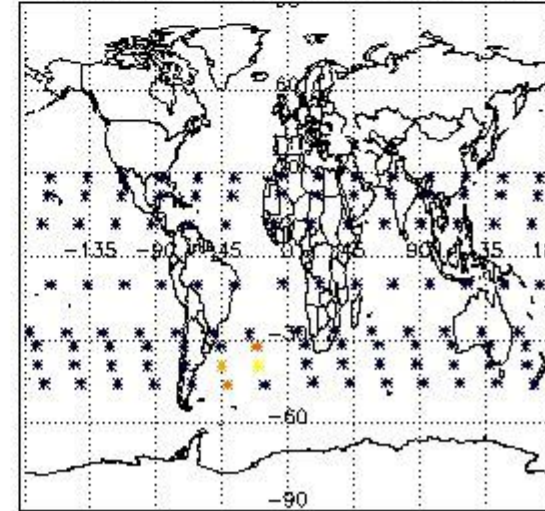
Percentage of flagged data per H2O profile



Percentage of flagged data per NO2 profile



Percentage of flagged data per NO3 profile

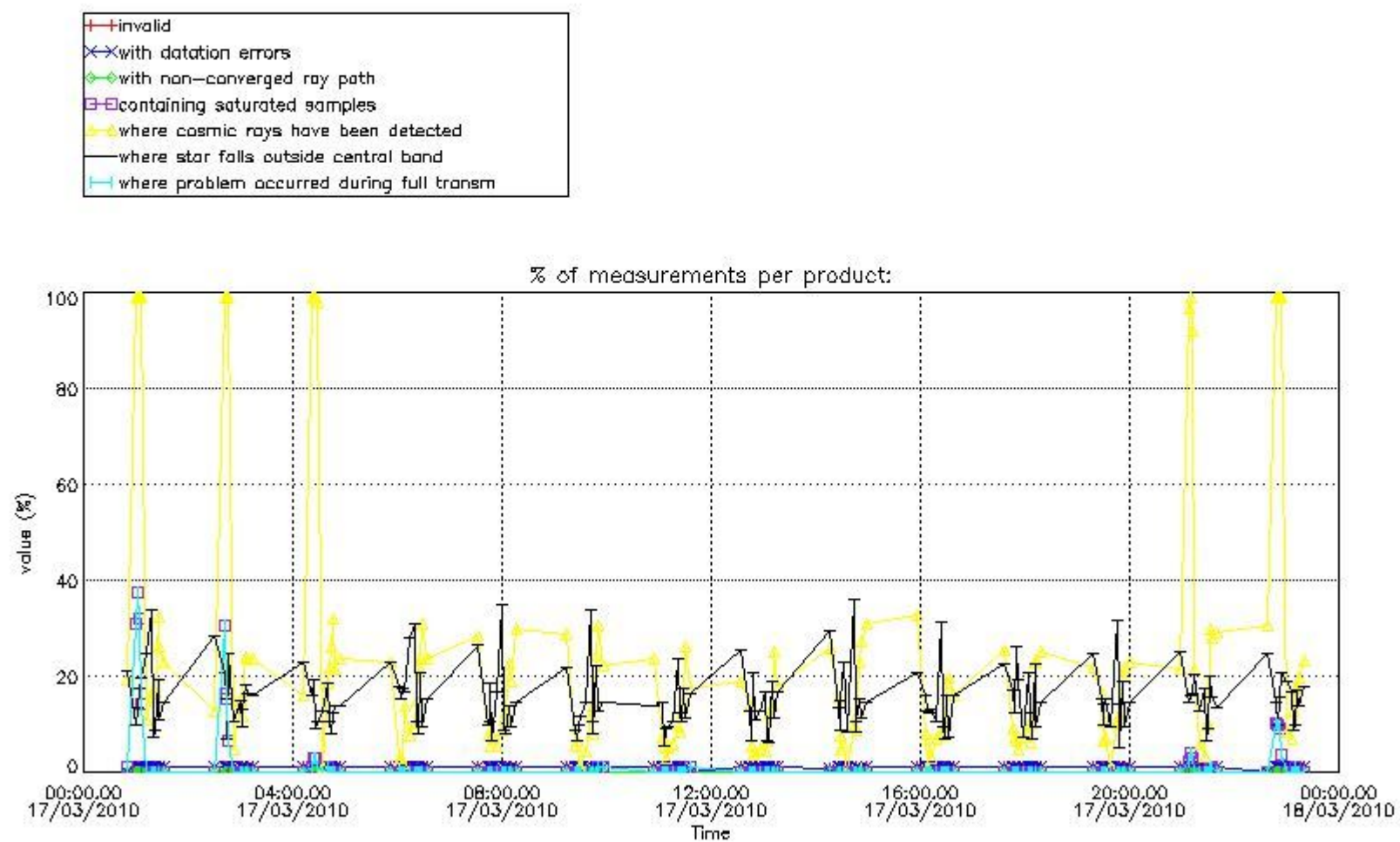


4. Level 1 quality information per product

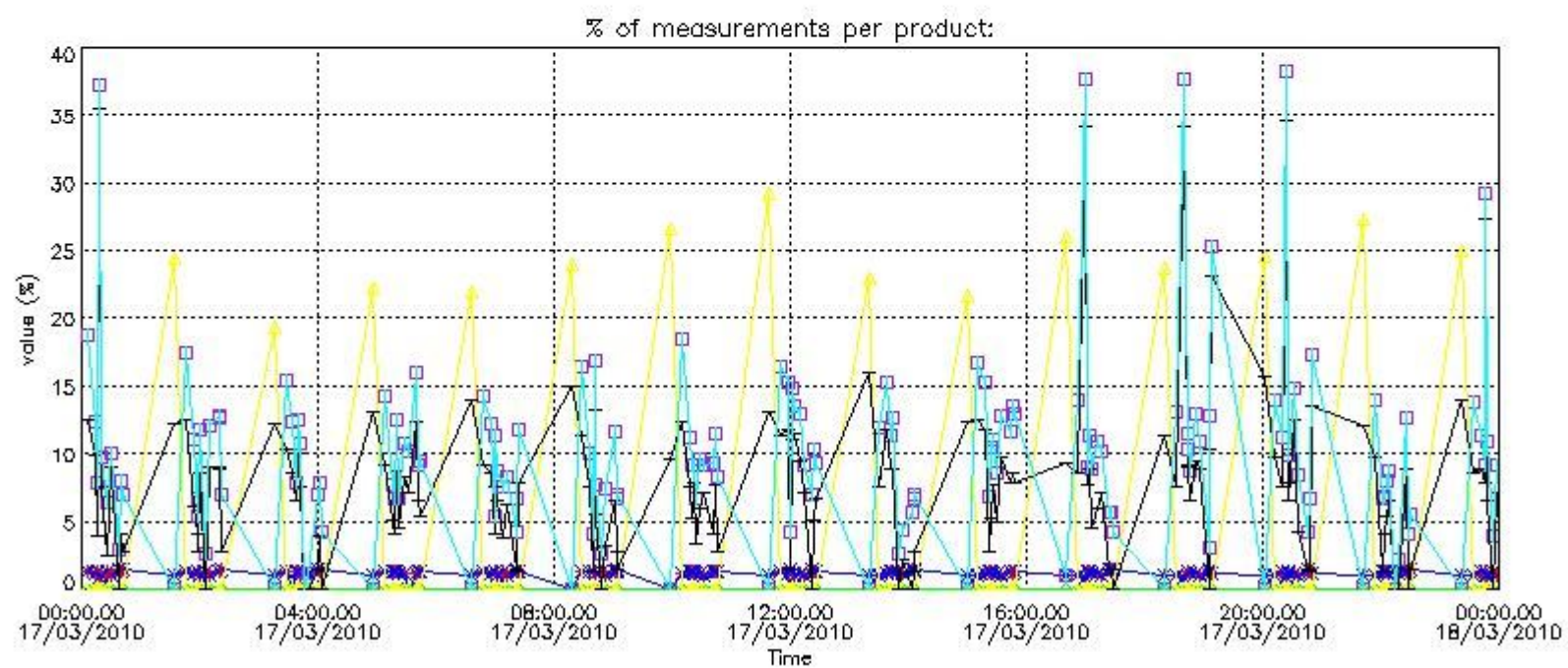
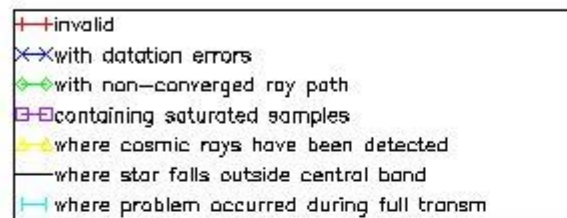
In this section it is plotted some information contained in the Quality Summary data set of the level 2 products that comes from the level 1b processing. Products without errors (error flag in the MPH set to "0") are used.

4.1 Plot quality information per product (time dependant) coming from level 1b processing

4.1.1 Plot level 1 quality information per product (time dependant): ENVISAT ASCENDING passes

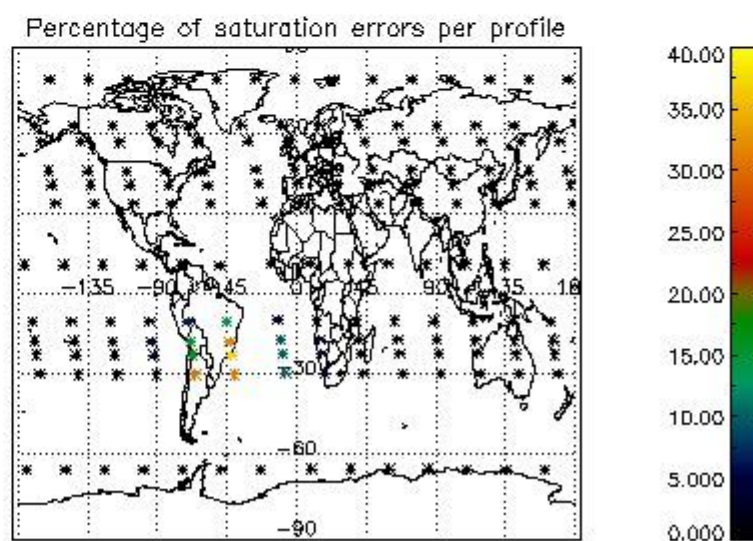
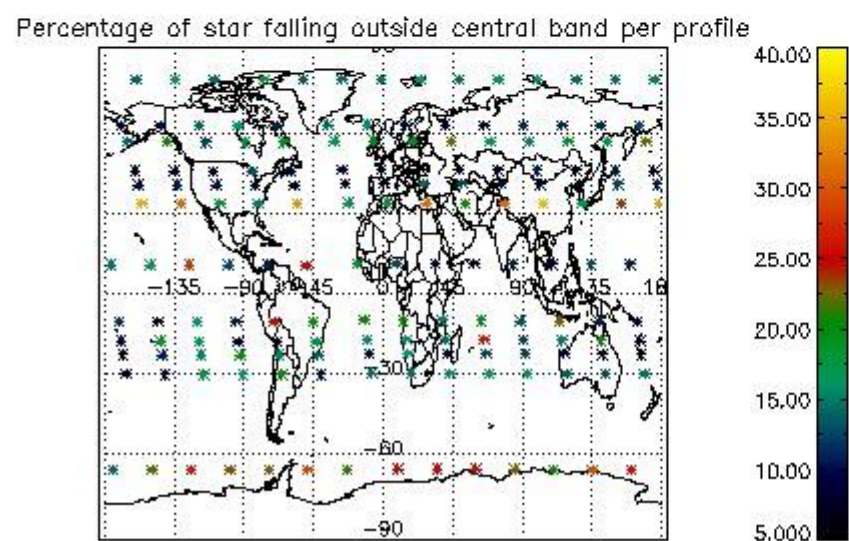
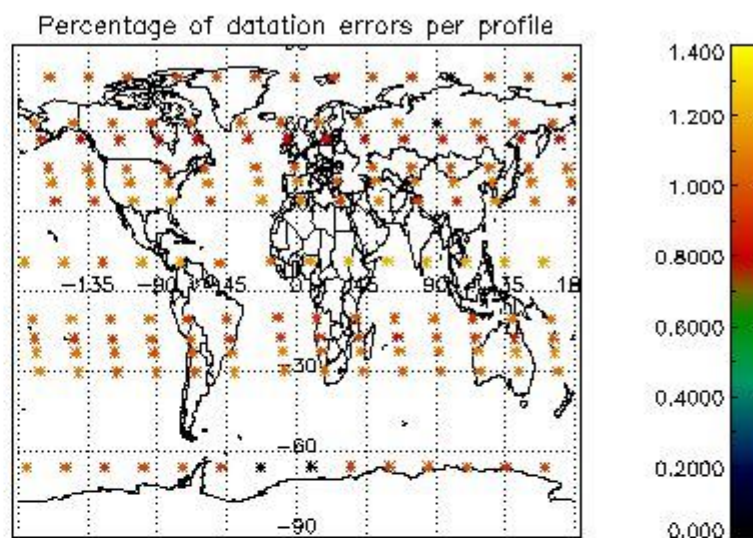
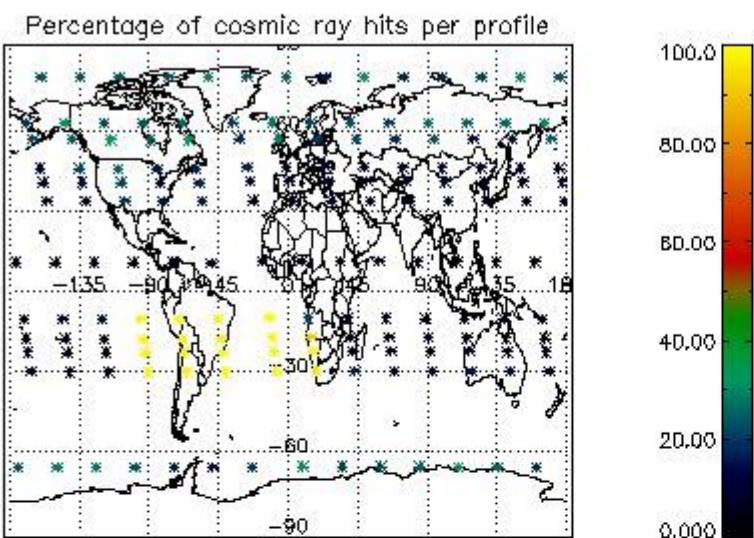


4.1.2 Plot level 1 quality information per product (time dependant): ENVI SAT DESCENDING passes

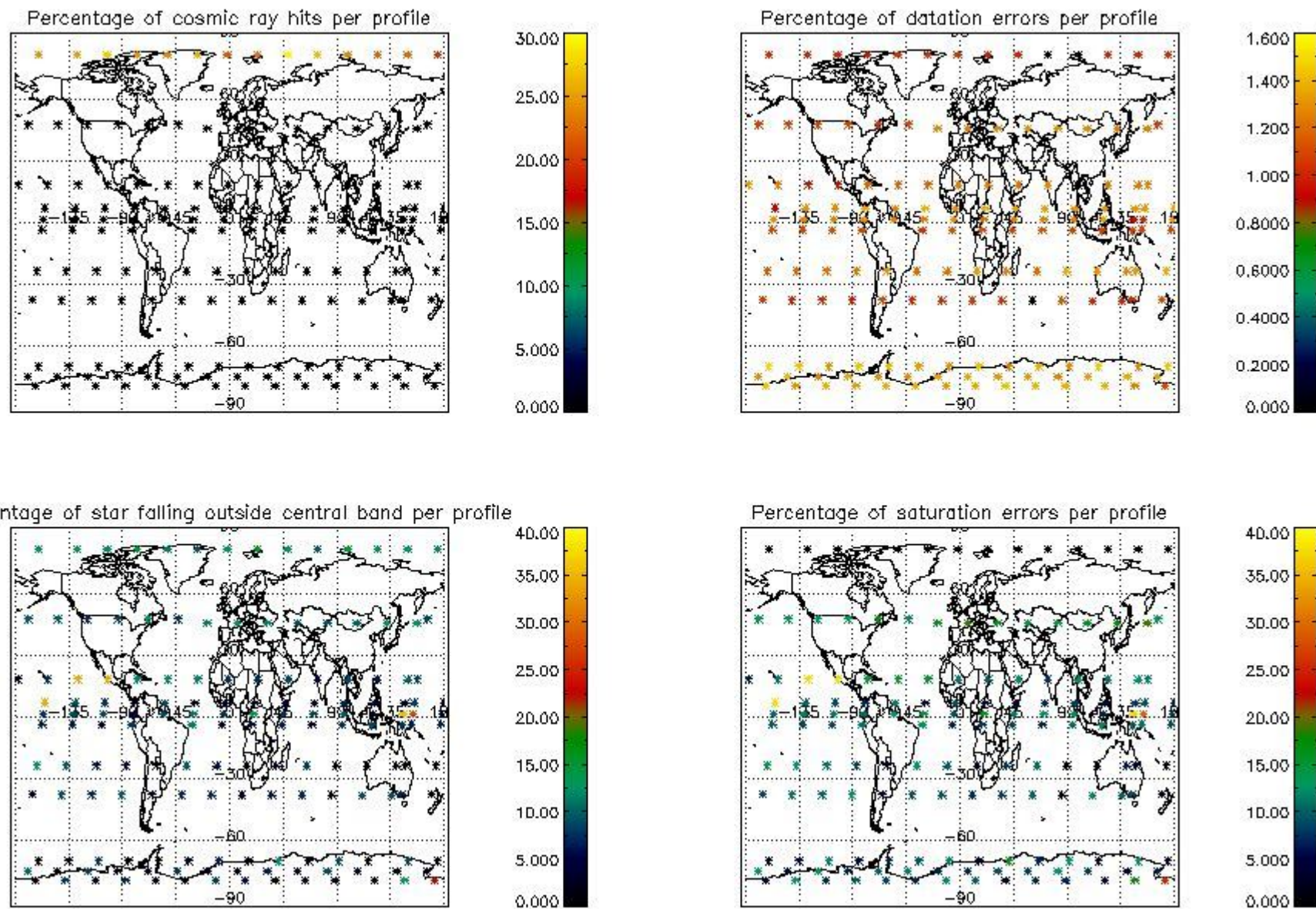


4.2 Plot quality information per product coming from level 1b processing (world map)

4.2.1 Plot level 1 quality information per product (world map): ENVISAT ASCENDING passes



4.2.2 Plot level 1 quality information per product (world map): ENVISAT DESCENDING passes



5. Trace gas profiles

5.1 Ozone statistics based on quality of products

The final quality of the products can be "measured" using the STD (Standard Deviation) attached to every point profile. This information is written to the parameter GOM_NL__2P/NL_LOCAL_SPECIES_DENSITY/o3_std of the level 2 products. The table below shows the statistics for given STD ranges.

The statistics are given with respect to the overall valid production:

- Products without fatal errors: GOM_NL__2P/MPH/PRODUCT_ERR=0
- Valid point profile: GOM_NL__2P/NL_LOCAL_SPECIES_DENSITY/pcd(0)=0

The 'Criteria' is applied to valid points of dark limb products:

- Products in dark limb illumination condition: GOM_NL__2P/NL_SUMMARY_QUALITY/obs_ill_cond=0
- Products without fatal errors: GOM_NL__2P/MPH/PRODUCT_ERR=0
- Valid point profile: GOM_NL__2P/NL_LOCAL_SPECIES_DENSITY/pcd(0)=0

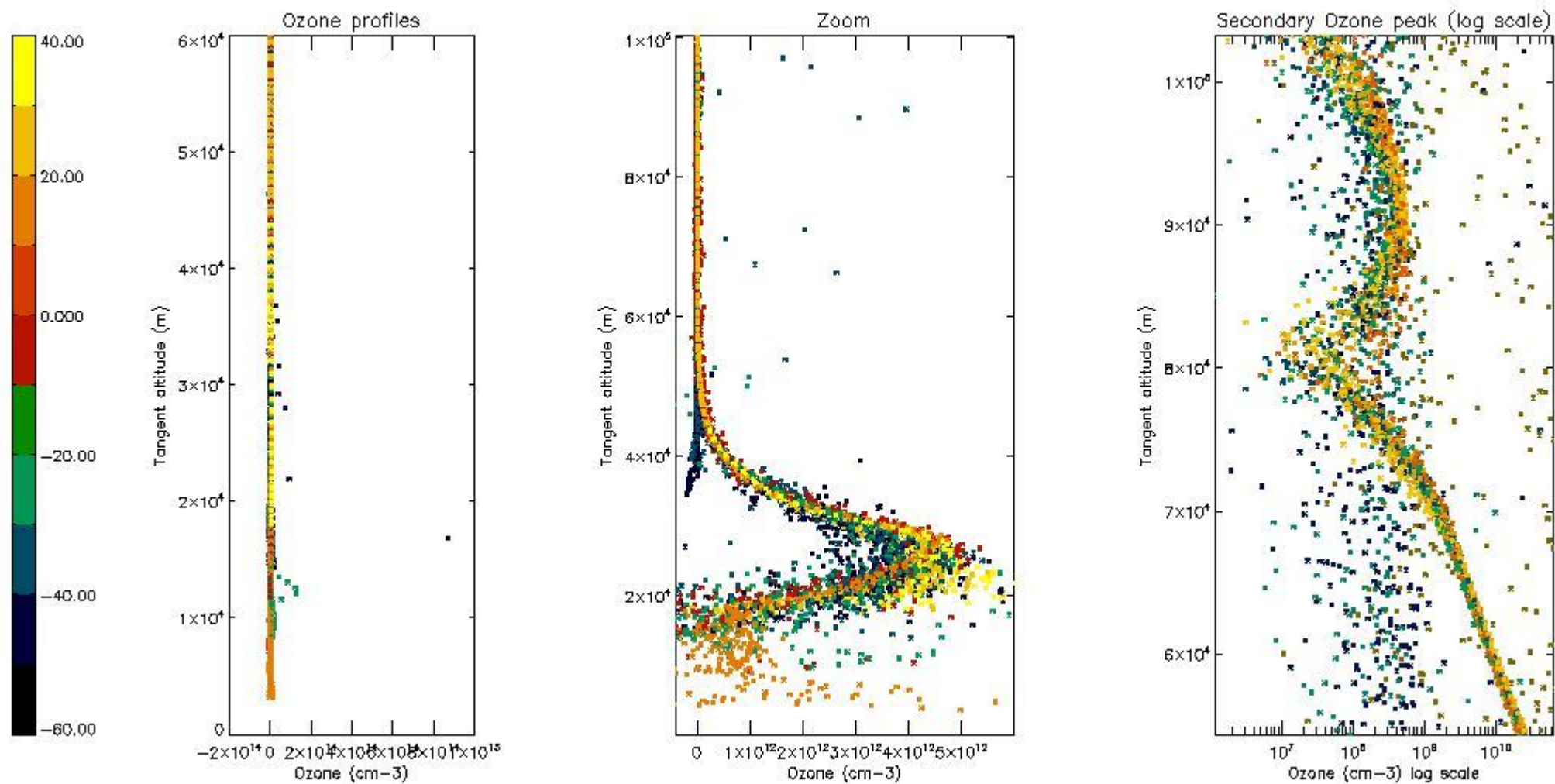
So, the table below shows the percentage of dark limb and valid observations for each criteria with respect to the overall valid daily observations.

Criteria	% of total production
All STD	36
STD < 20	17

STD < 10	13
STD < 5	9

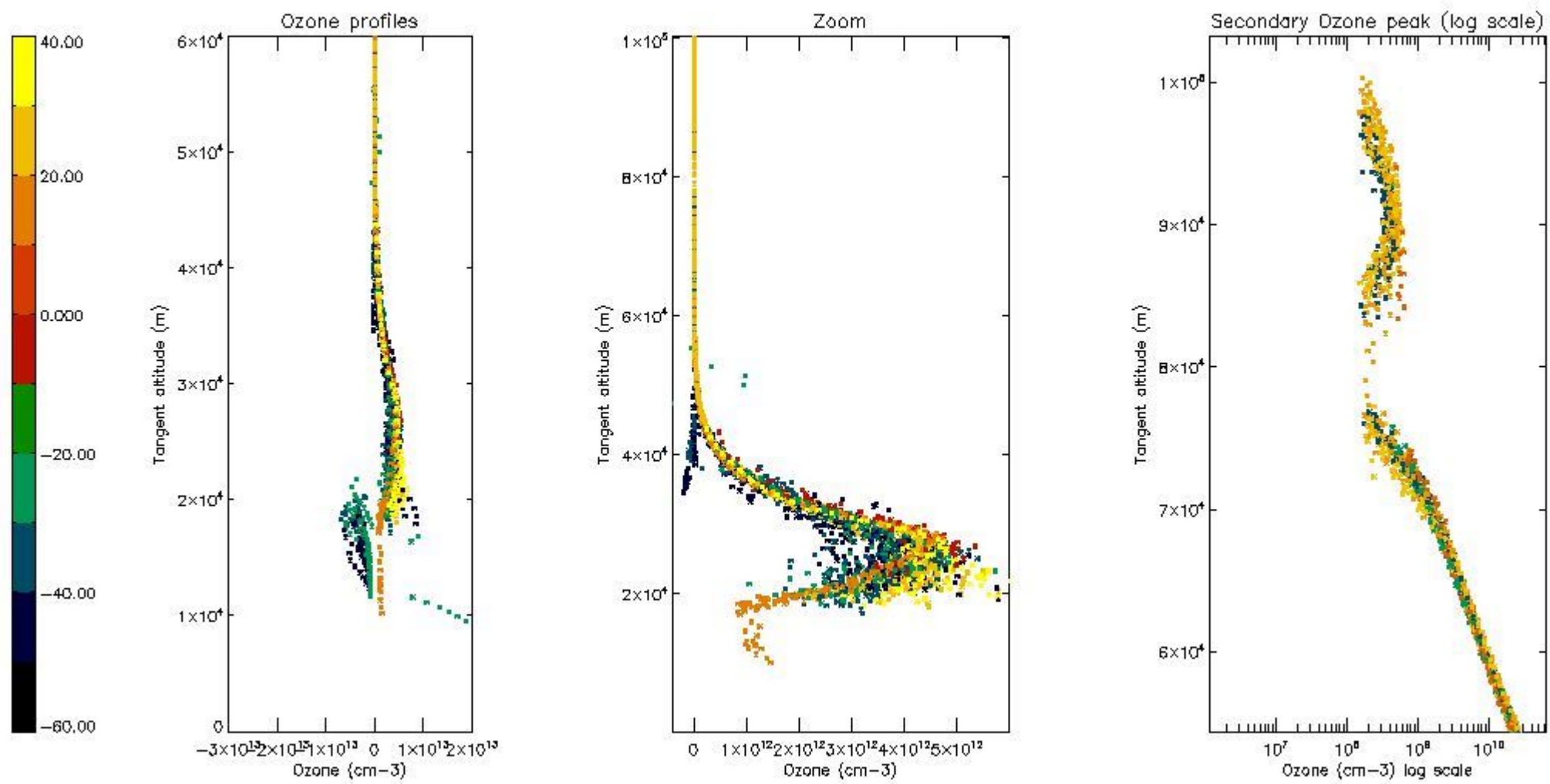
5.2 Plot ozone profiles for all STD (dark without errors)

The colorbar represents the latitude.



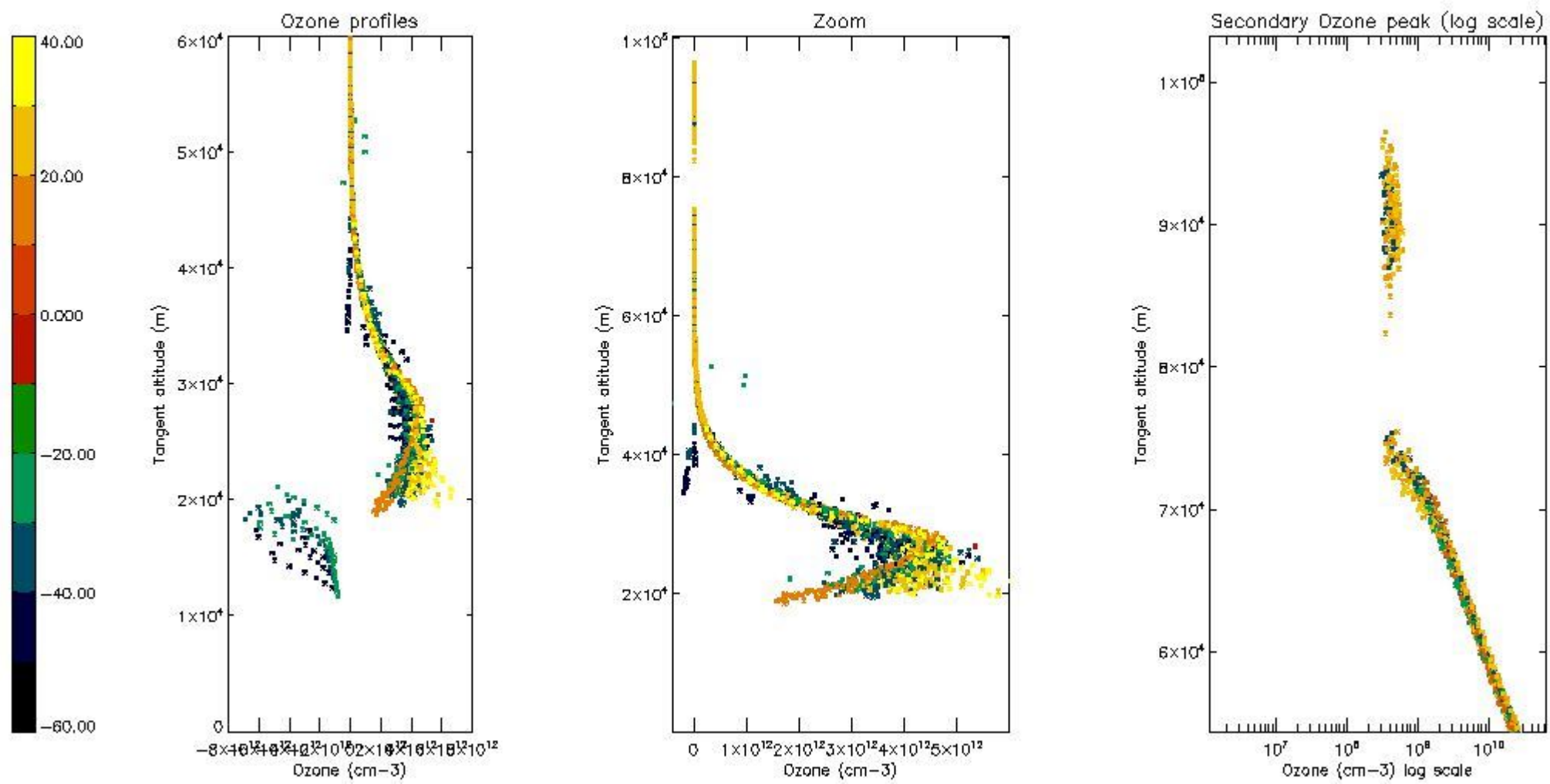
5.3 Plot ozone profiles where STD < 20% (dark without errors)

The colorbar represents the latitude.



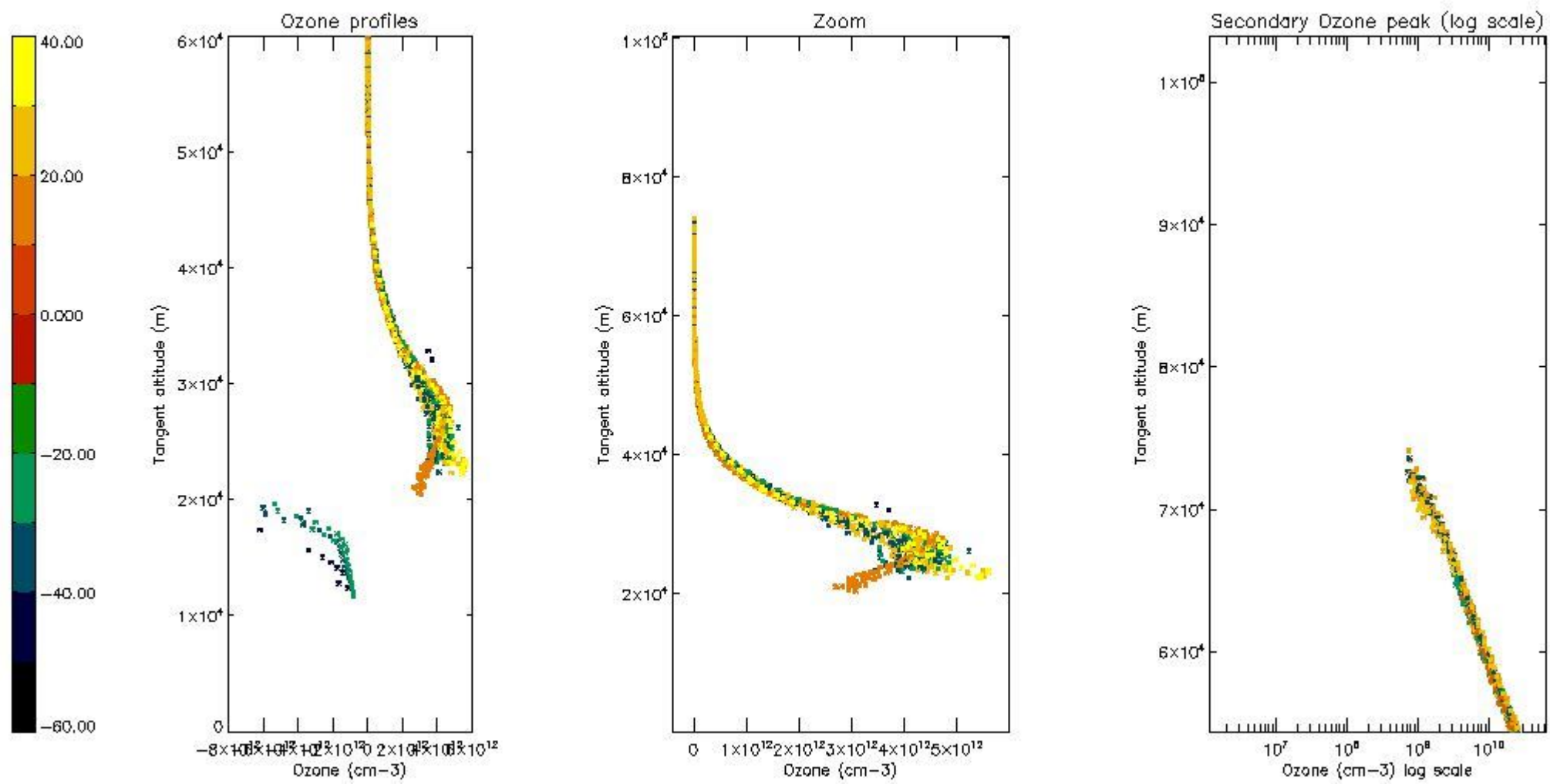
5.4 Plot ozone profiles where STD < 10% (dark without errors)

The colorbar represents the latitude.



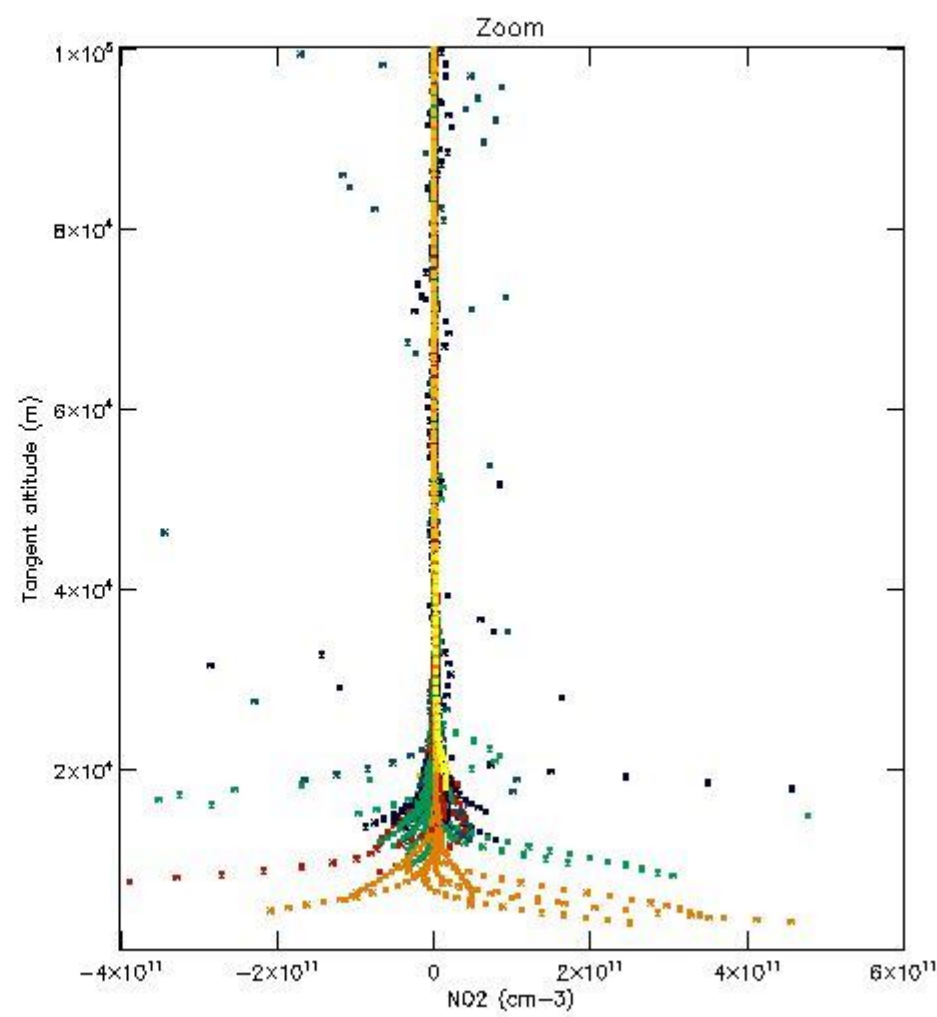
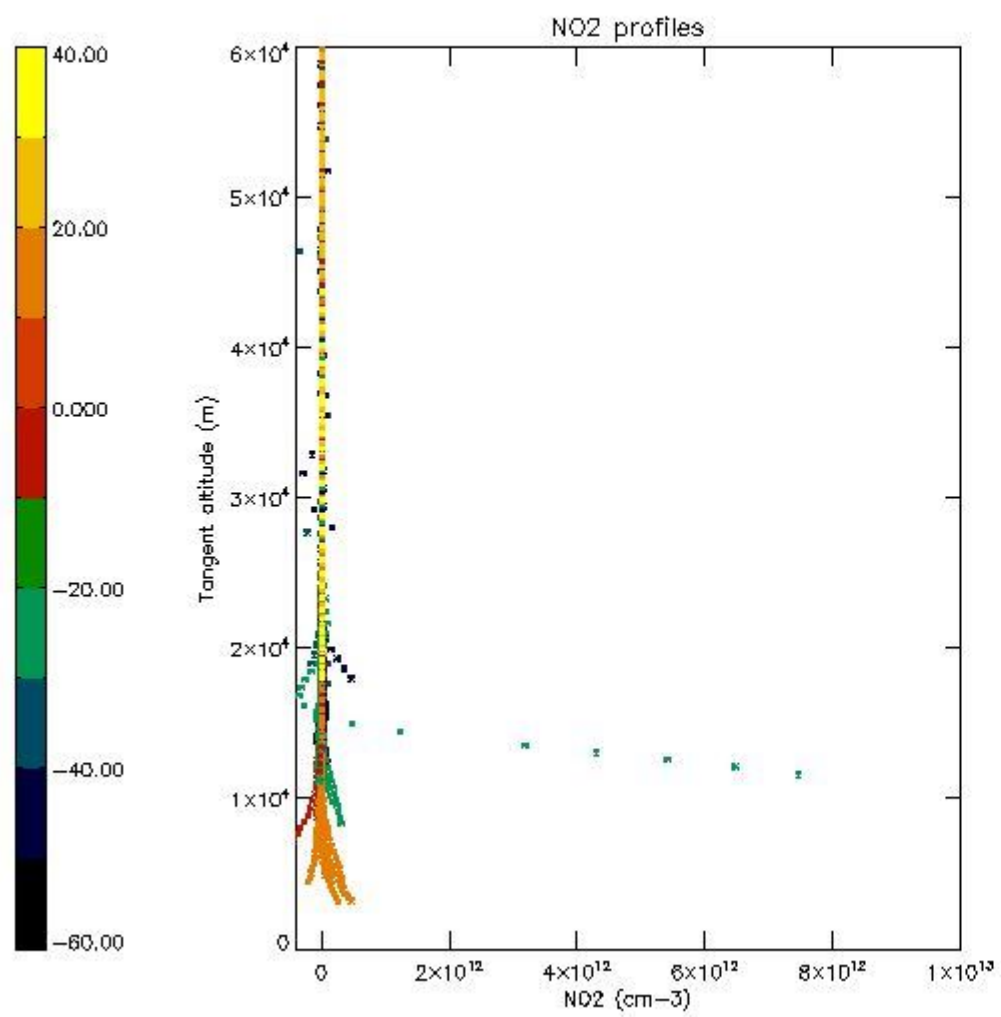
5.5 Plot ozone profiles where $STD < 5\%$ (dark without errors)

The colorbar represents the latitude.



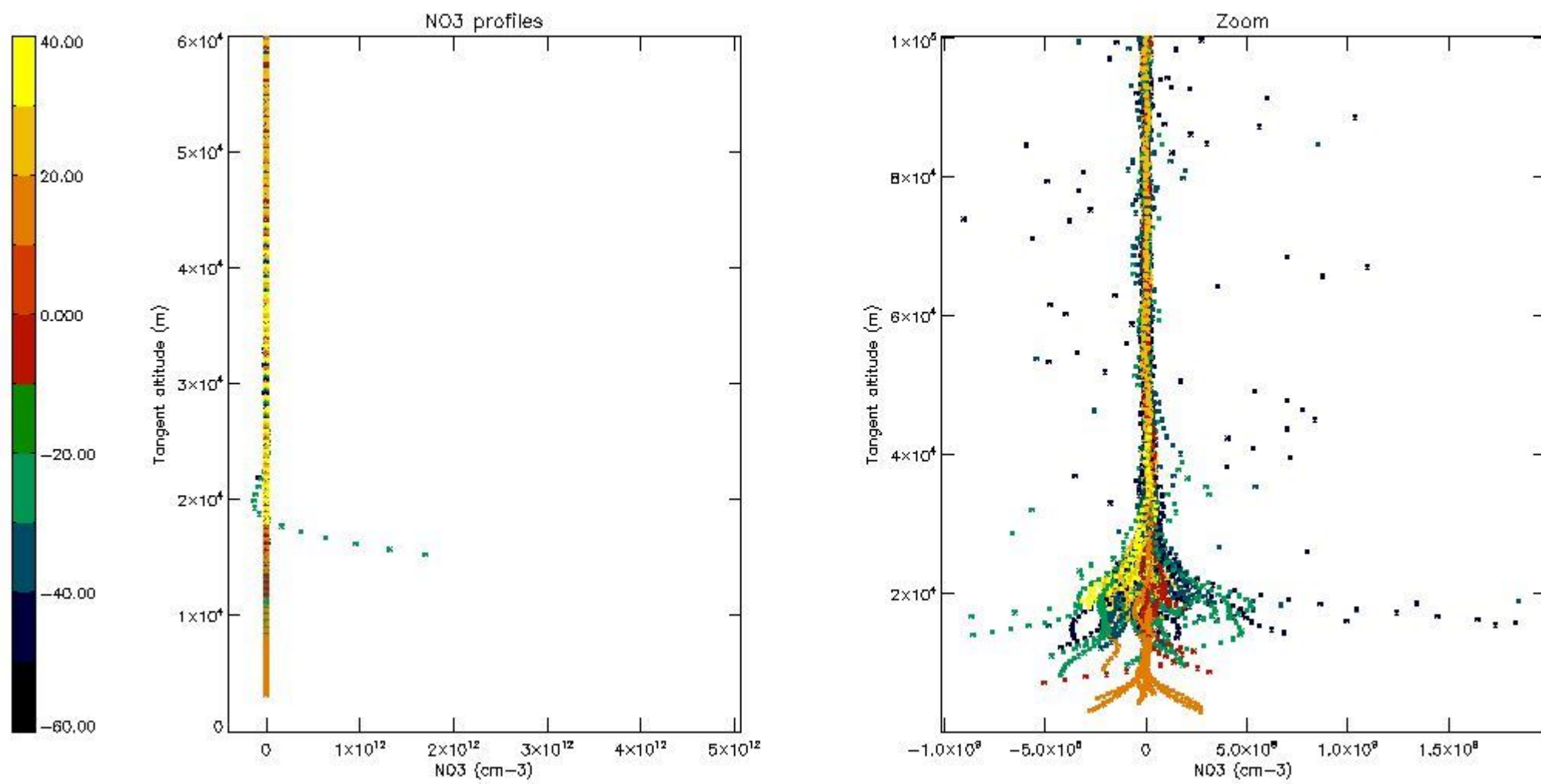
5.6 Plot NO₂ profiles for all STD (dark without errors)

The colorbar represents the latitude.



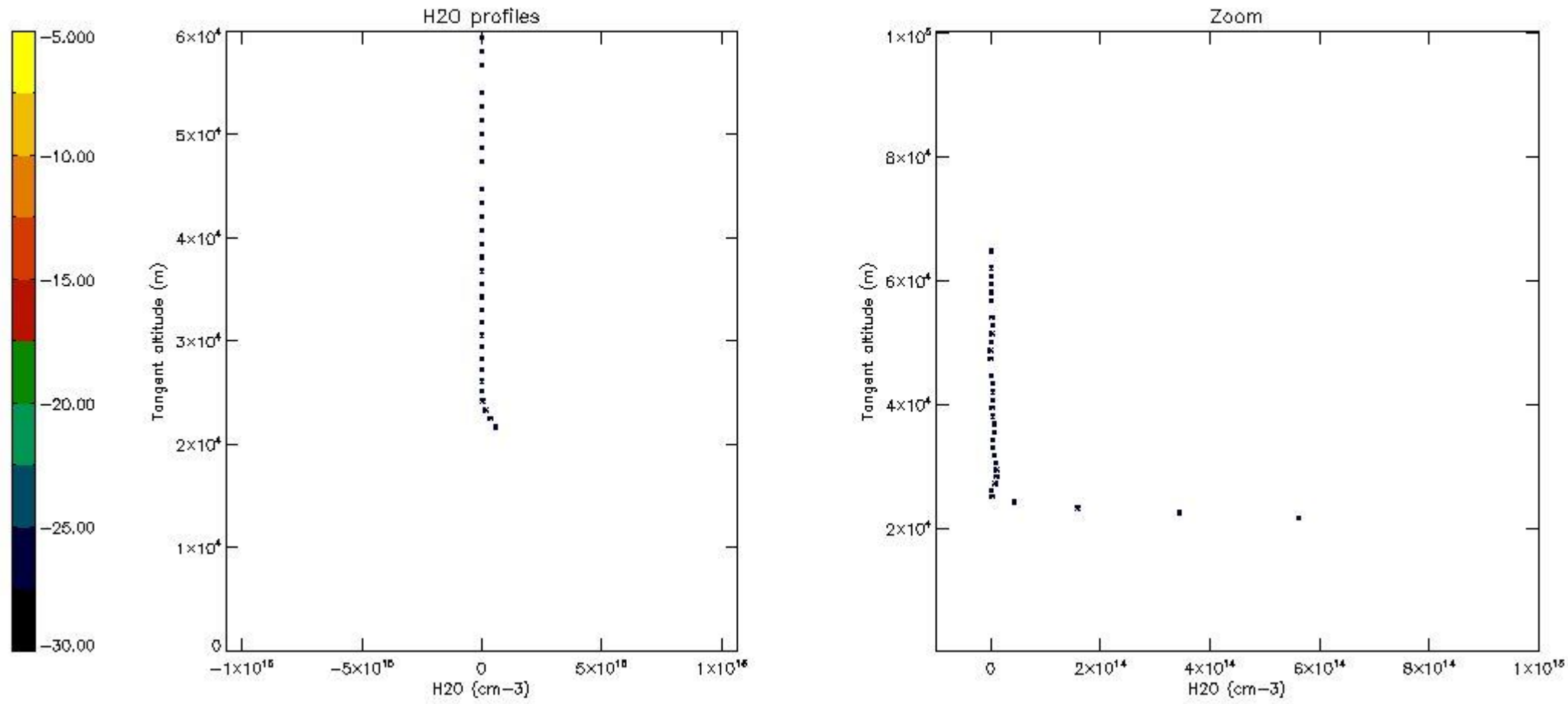
5.7 Plot NO3 profiles for all STD (dark without errors)

The colorbar represents the latitude.



5.8 Plot H₂O profiles for all STD (only for occultations of stars 1,2,3,4,13,14,16,26,63 dark without errors)

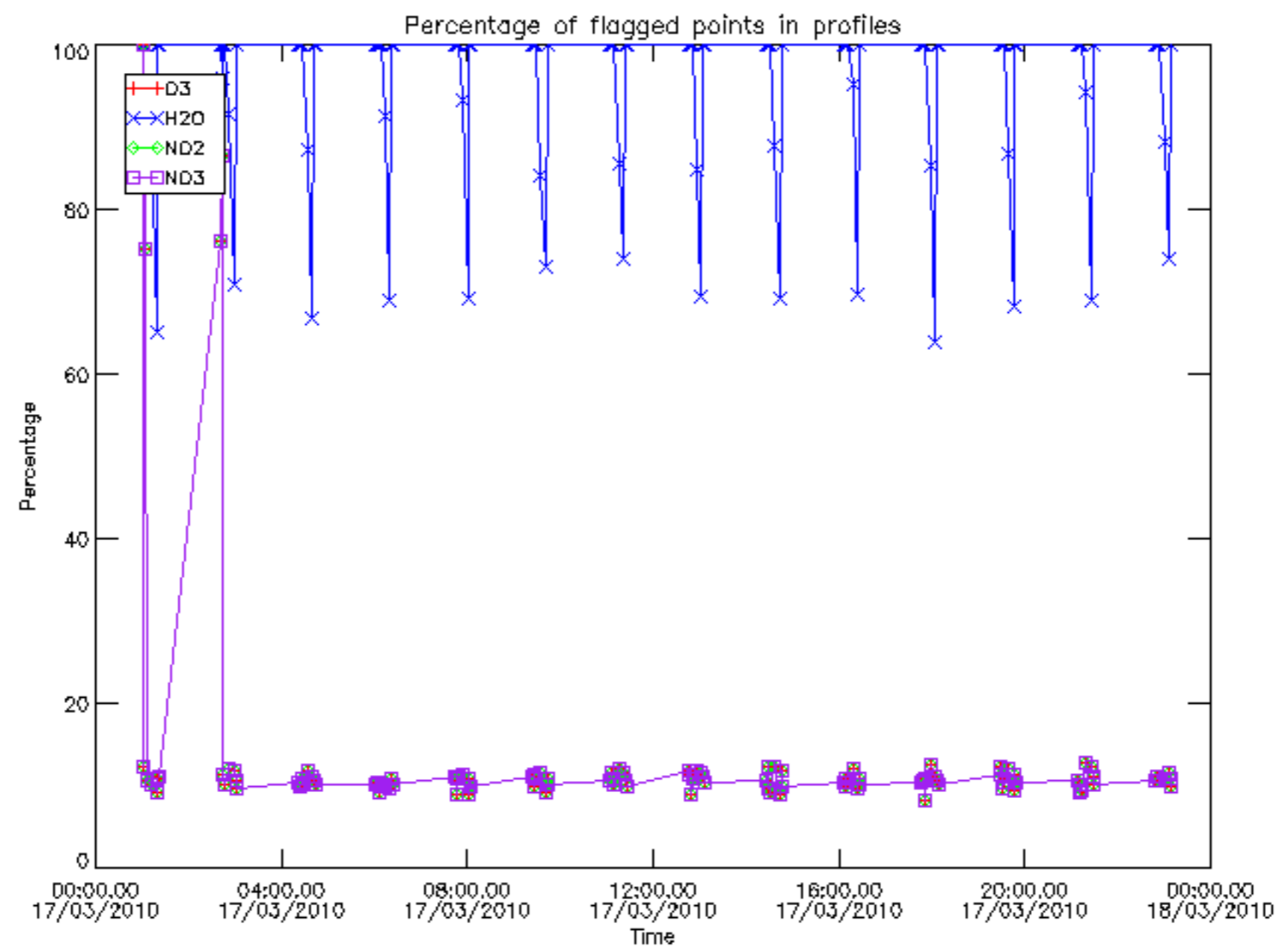
The colorbar represents the latitude.



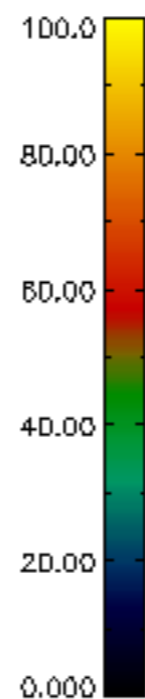
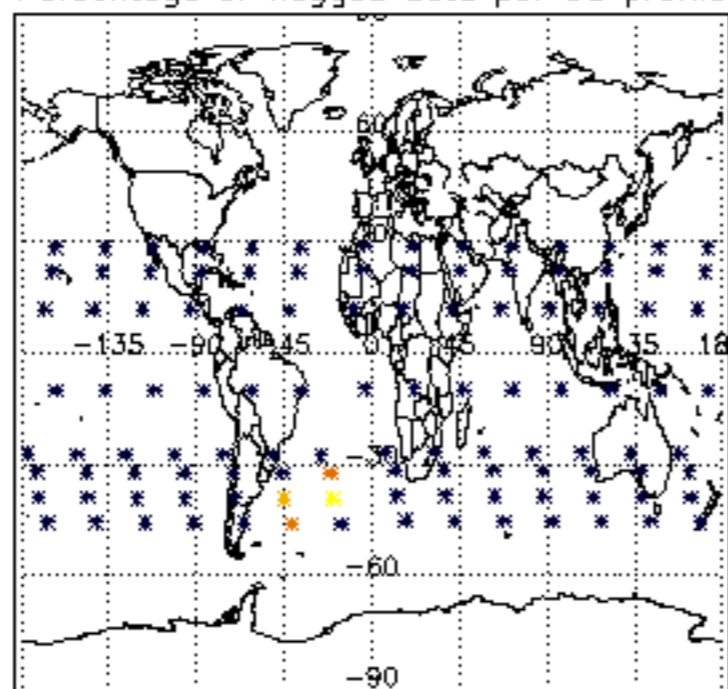
6. Auxiliary Data Files used for the production reported in section 2

The number reported in the third column indicates since which file (see list in section 2) the corresponding auxiliary file has been used. The fourth column is the date of those product files.

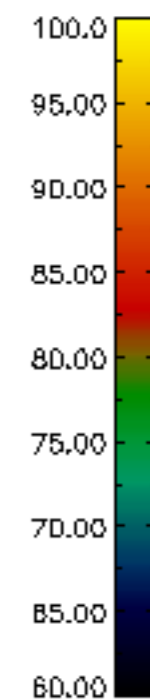
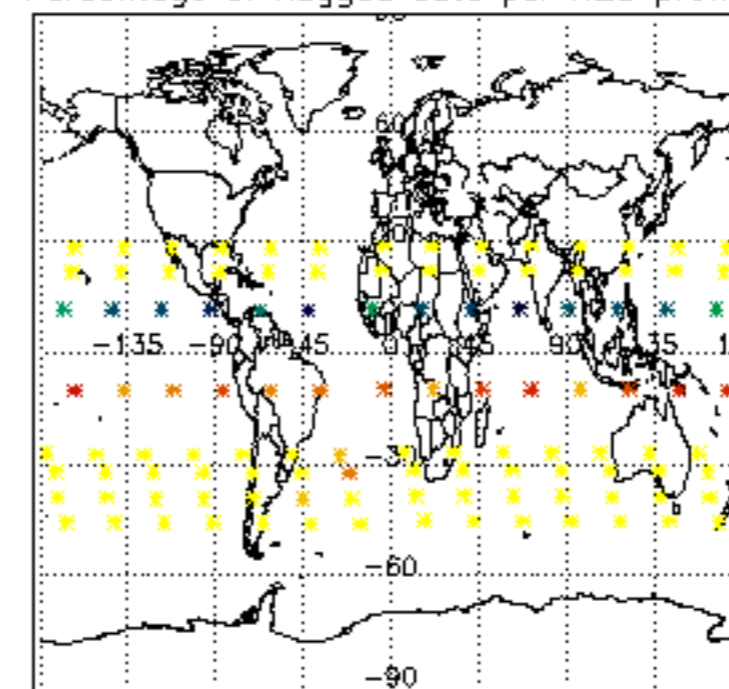
Type	Auxiliary Filename	Used since product	Used since product date
INST_PHYS_CHARACTERISTICS	GOM_INS_AXVIEC20091111_143220_20030716_120000_20500101_000000	1	17-MAR-2010 00:05:54
LEVEL-2_PROC_CONFIG	GOM_PR2_AXVIEC20091111_152718_20020301_000000_20500101_000000	1	17-MAR-2010 00:05:54
CROSS_SECTIONS_FILE	GOM_CRS_AXVIEC20091111_154832_20020301_000000_20500101_000000	1	17-MAR-2010 00:05:54



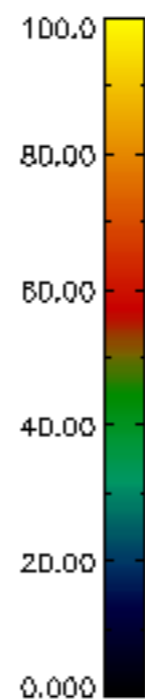
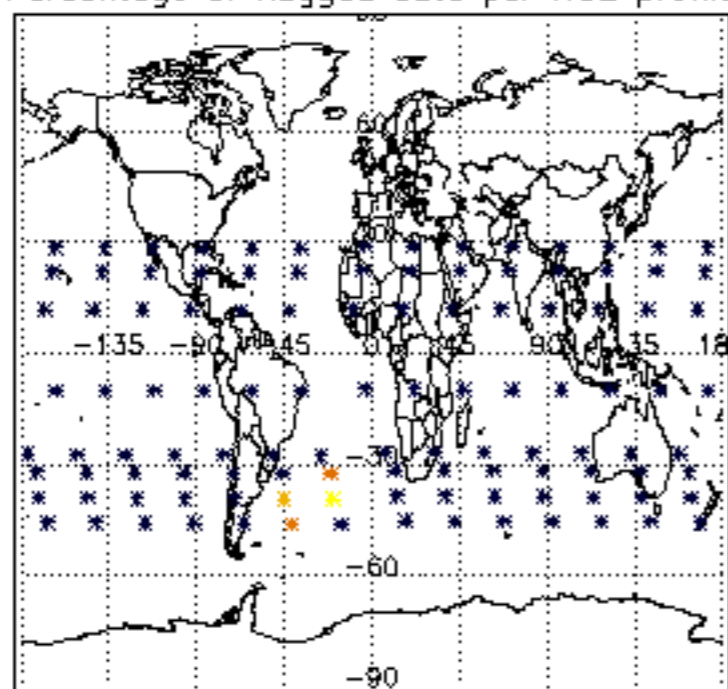
Percentage of flagged data per D3 profile



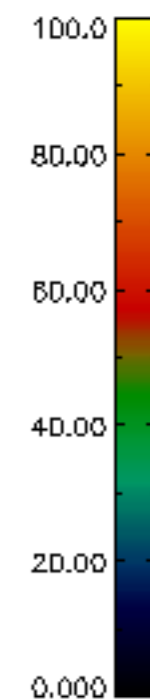
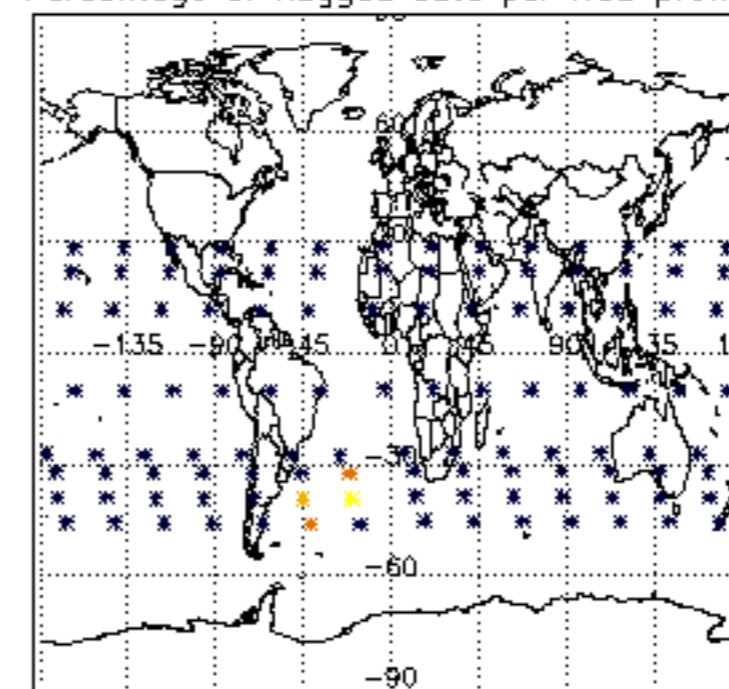
Percentage of flagged data per H2O profile

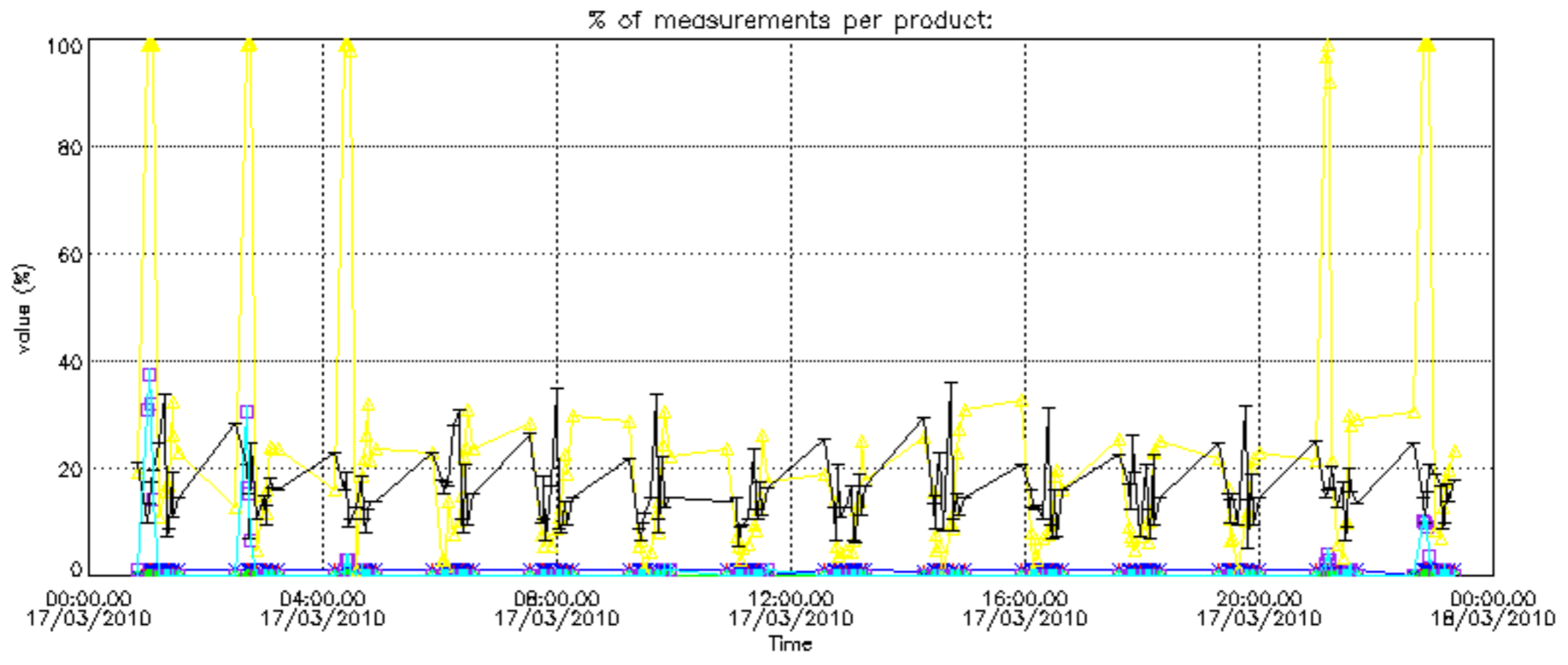


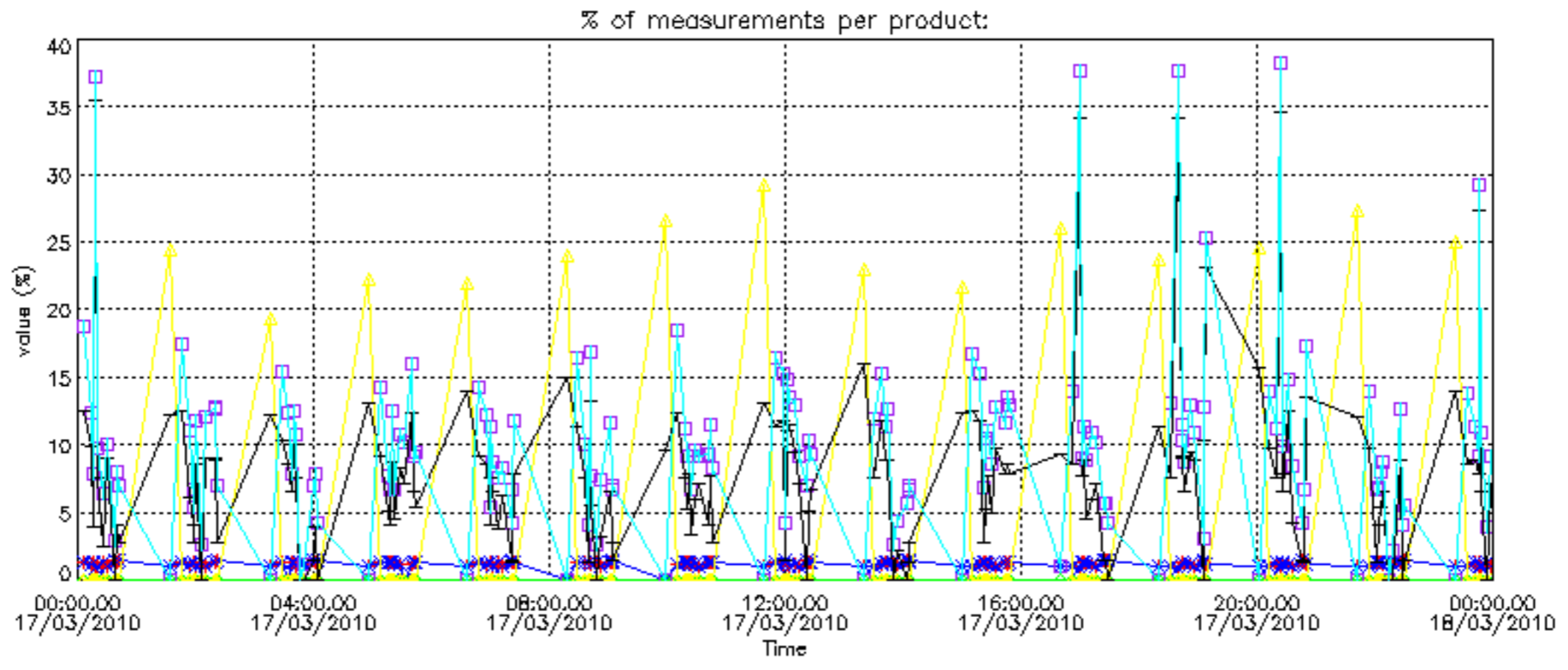
Percentage of flagged data per NO2 profile



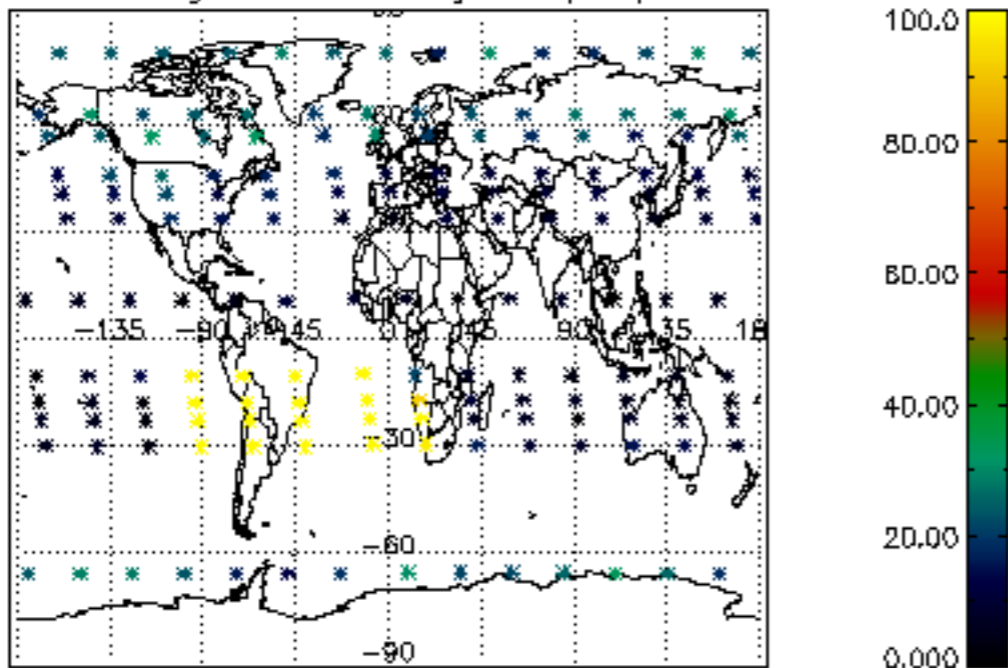
Percentage of flagged data per NO3 profile



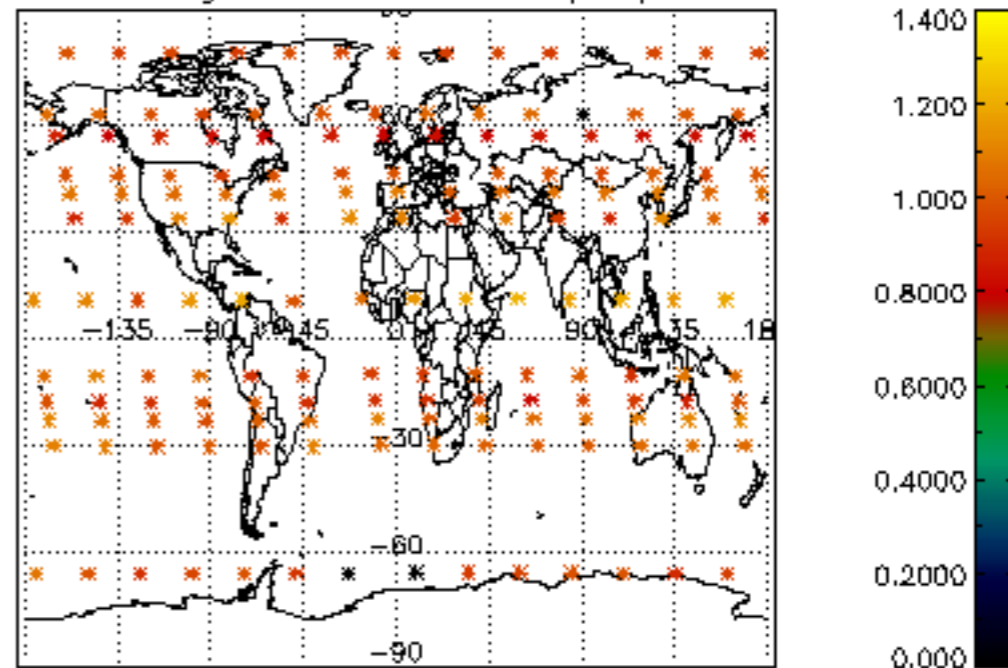




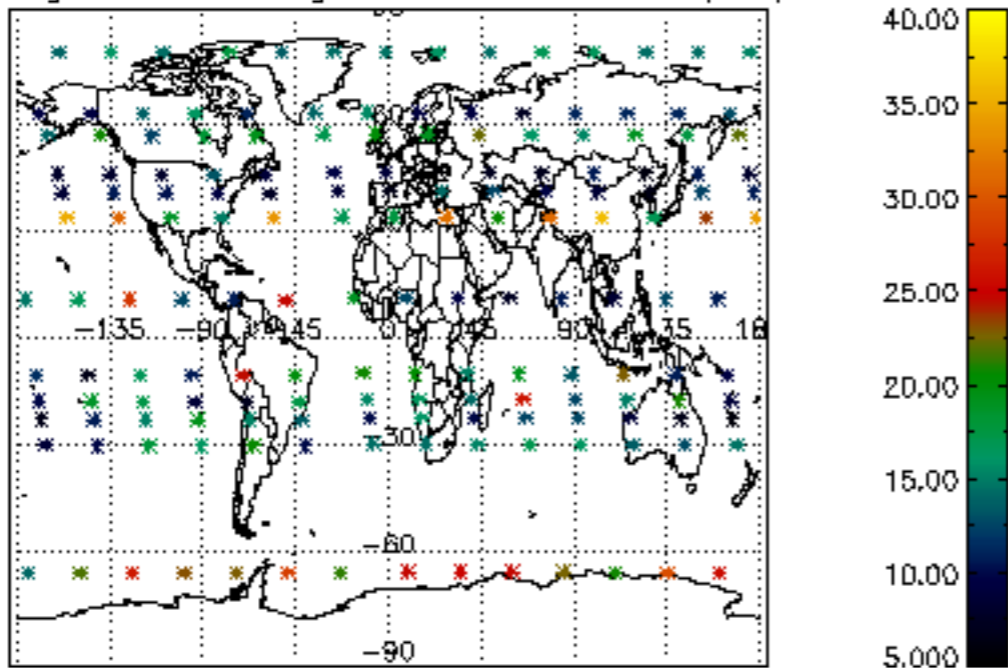
Percentage of cosmic ray hits per profile



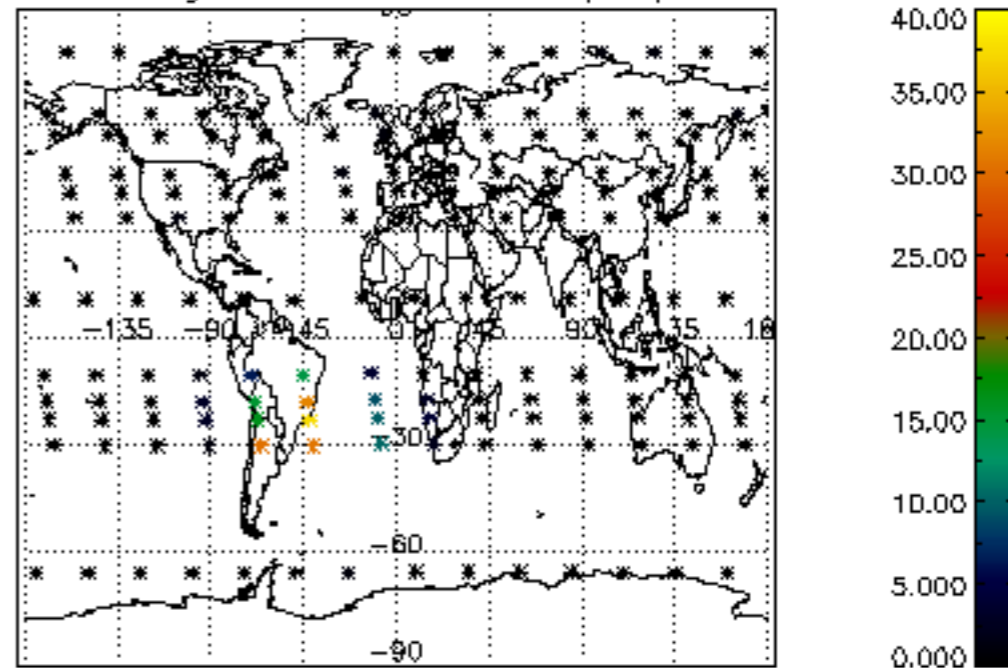
Percentage of datation errors per profile



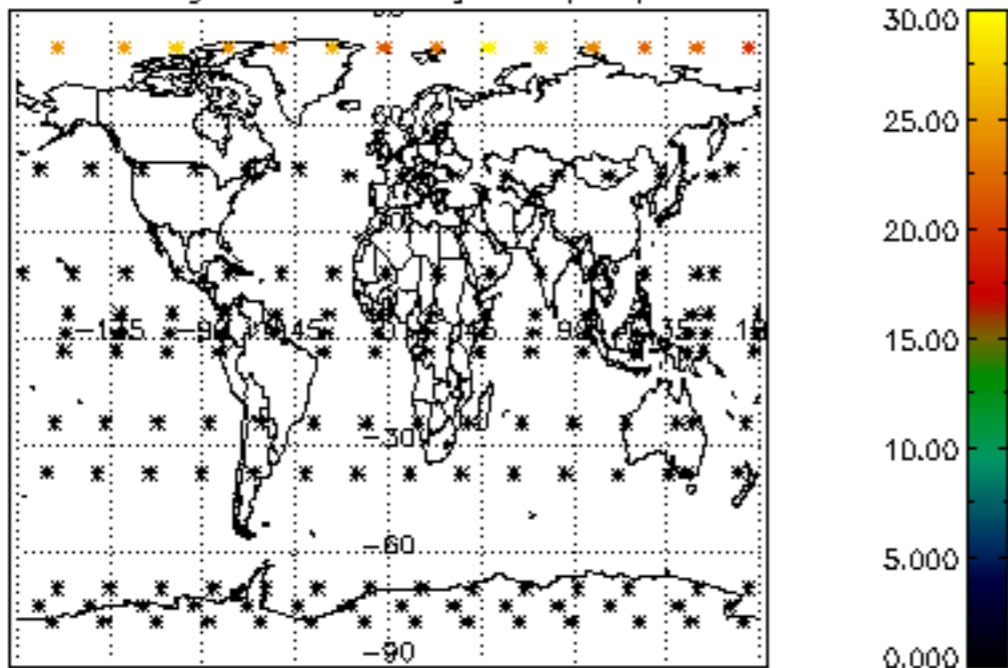
Percentage of star falling outside central band per profile



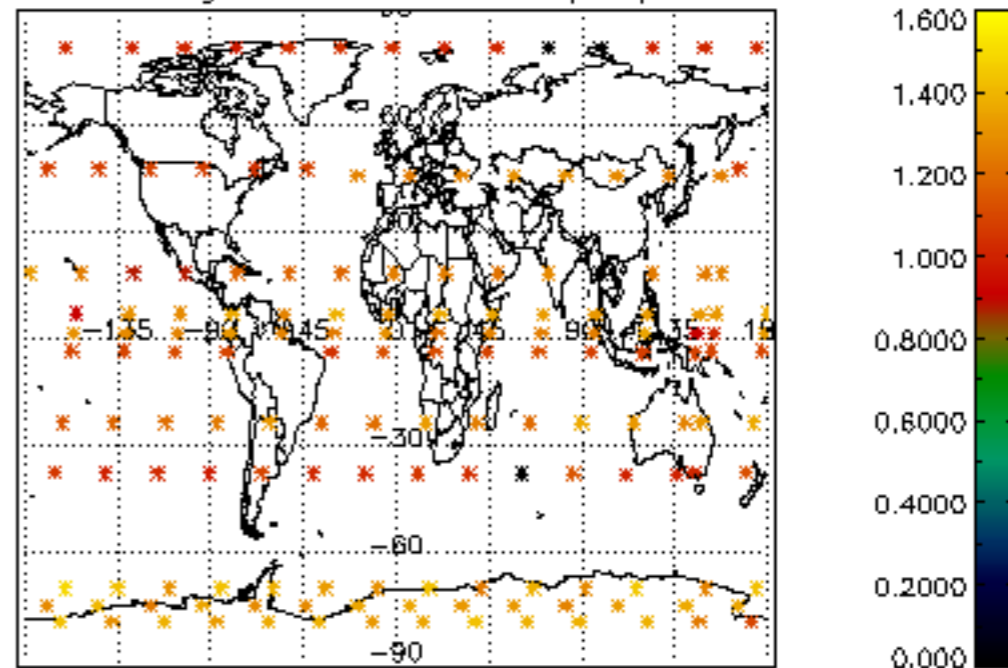
Percentage of saturation errors per profile



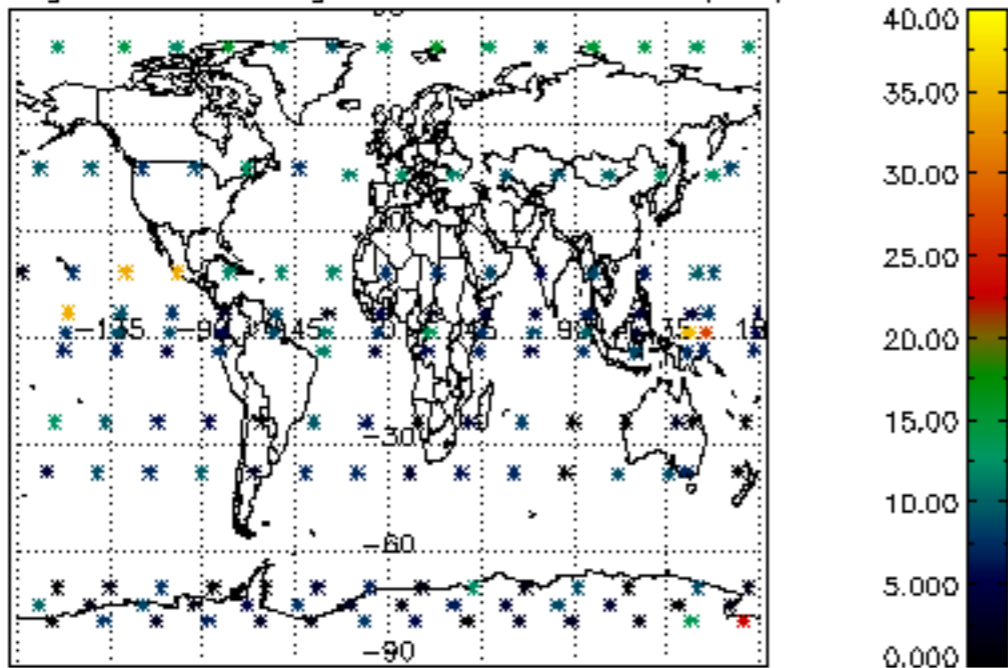
Percentage of cosmic ray hits per profile



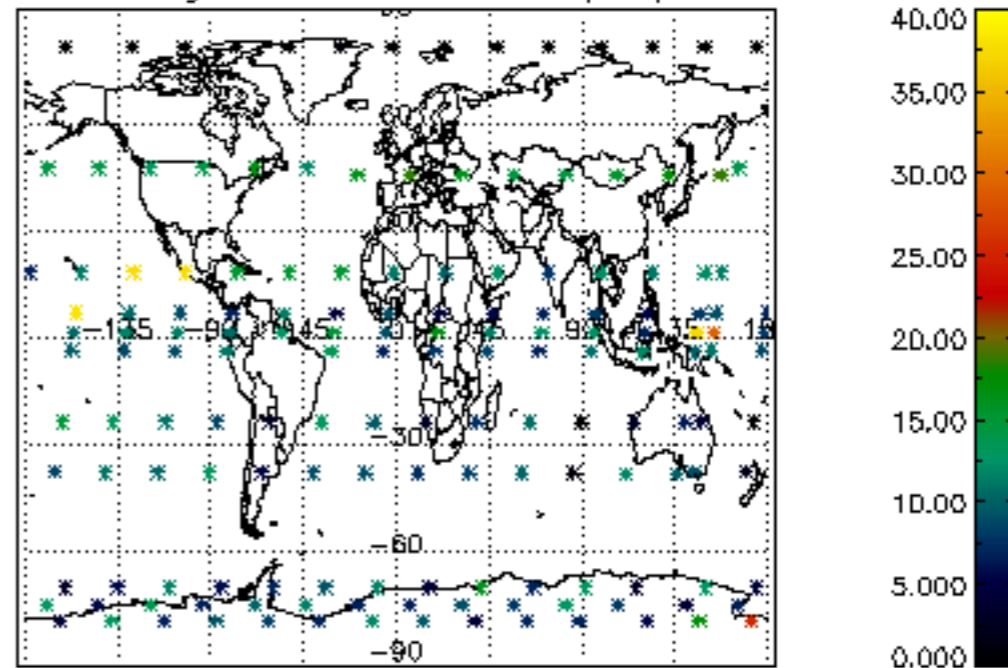
Percentage of datation errors per profile

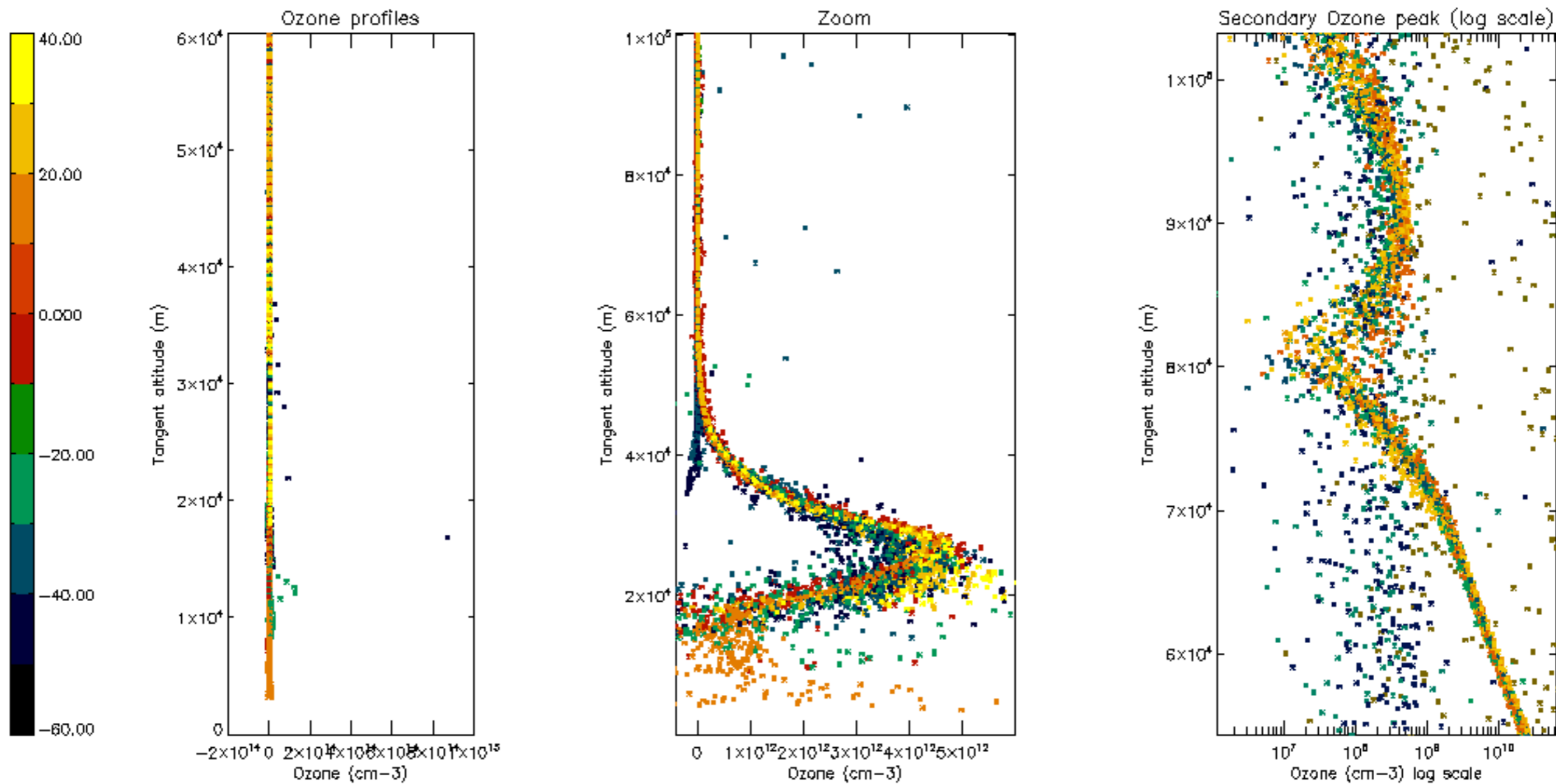


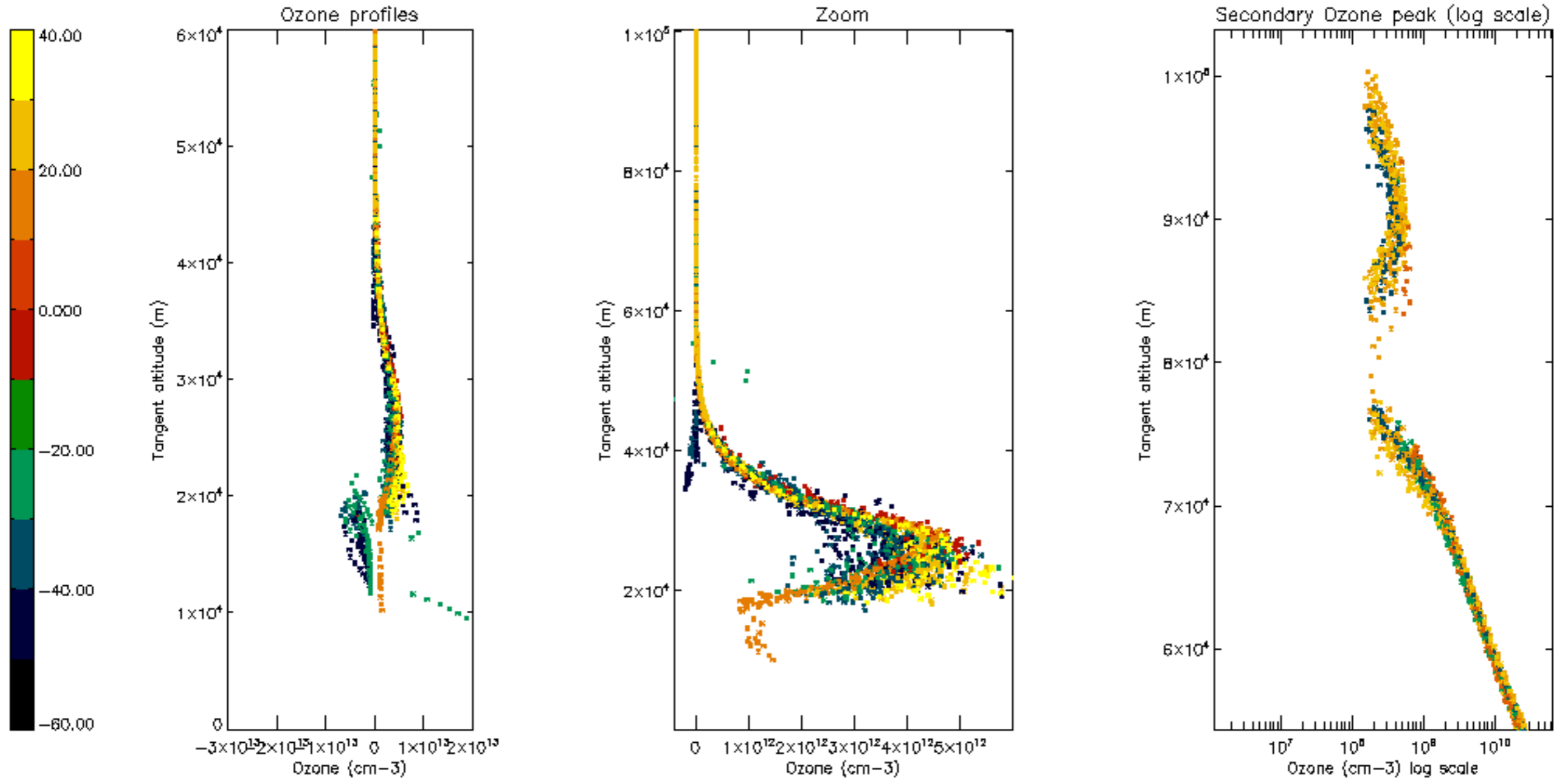
Percentage of star falling outside central band per profile

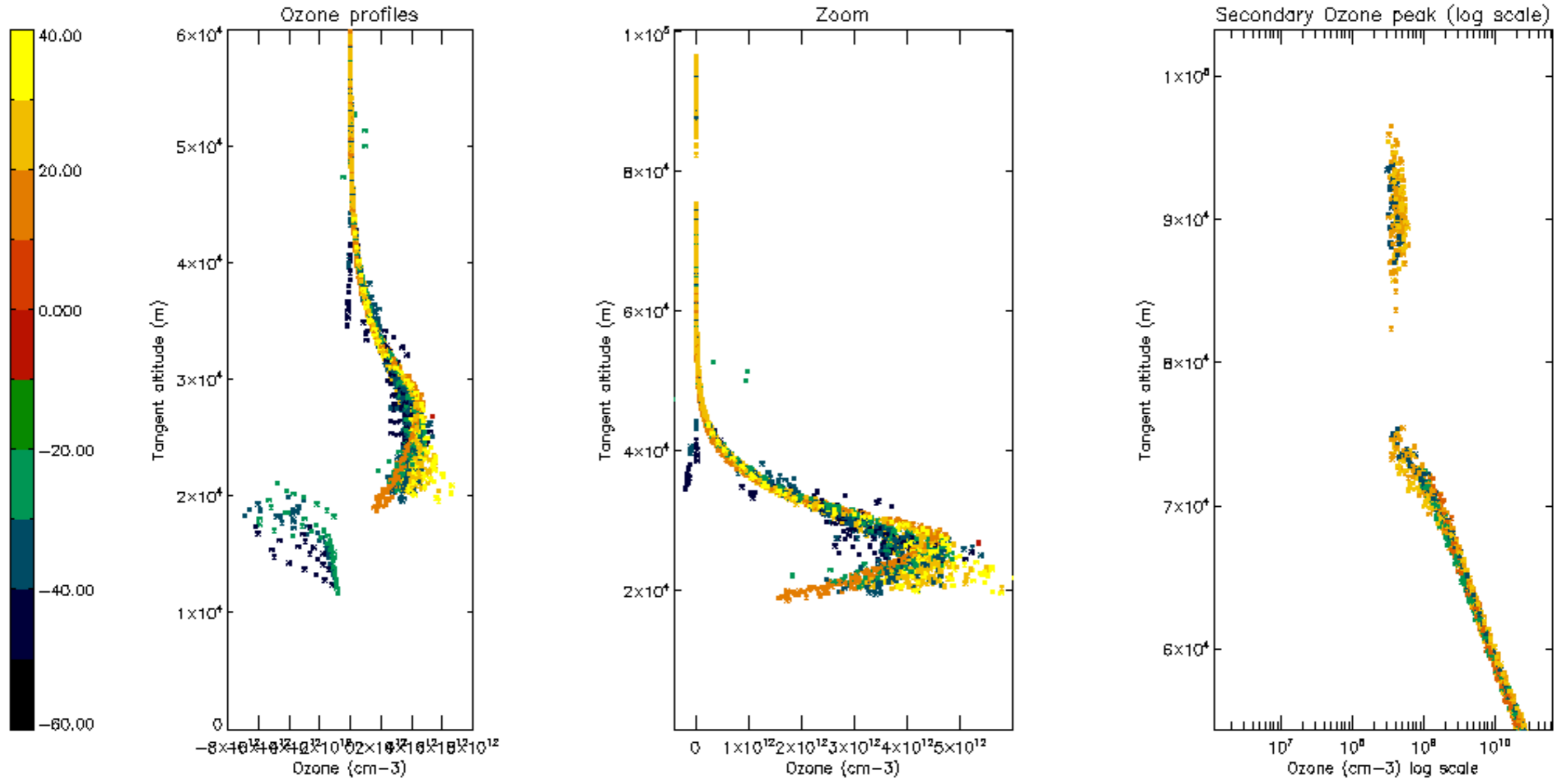


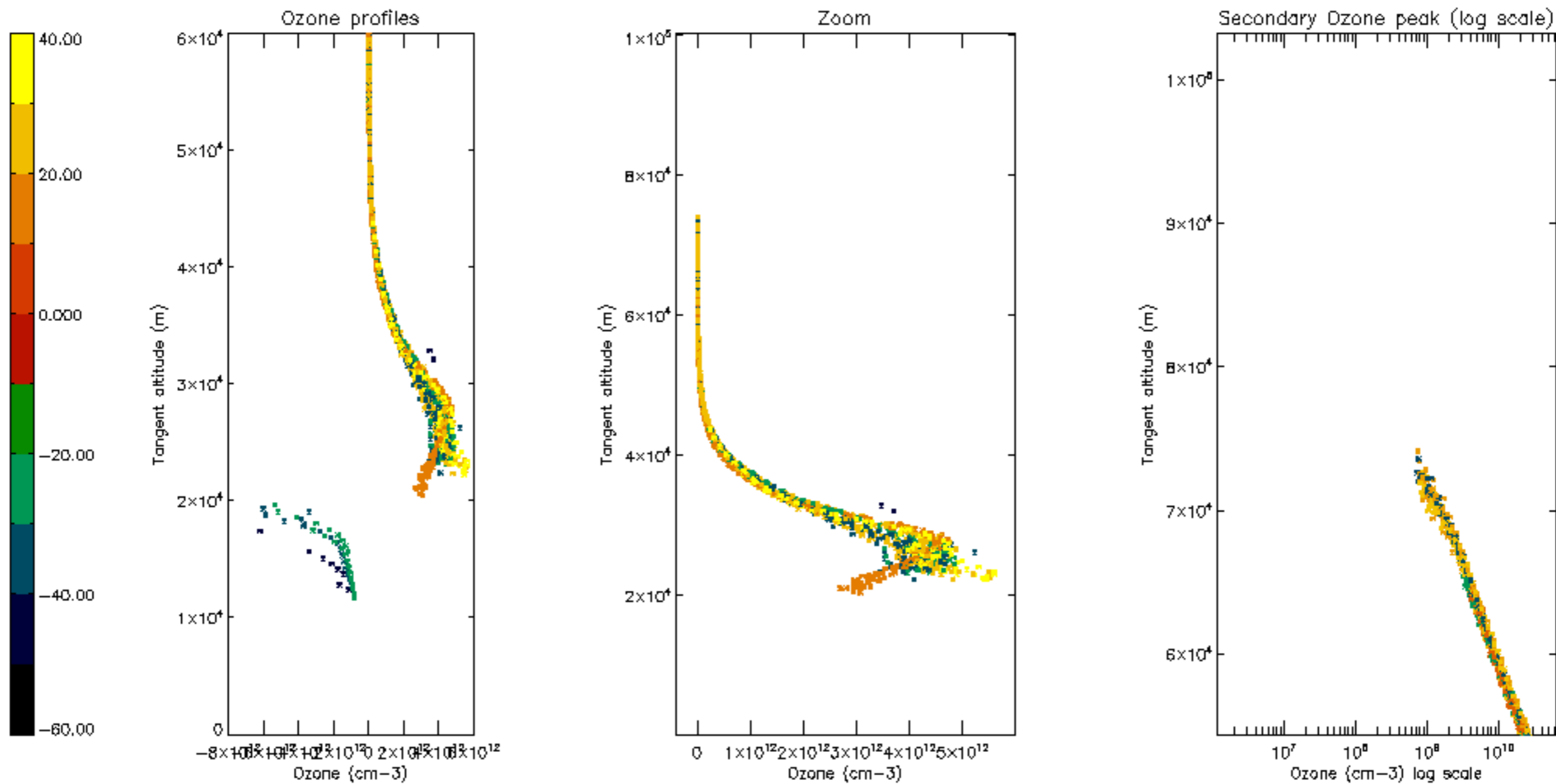
Percentage of saturation errors per profile

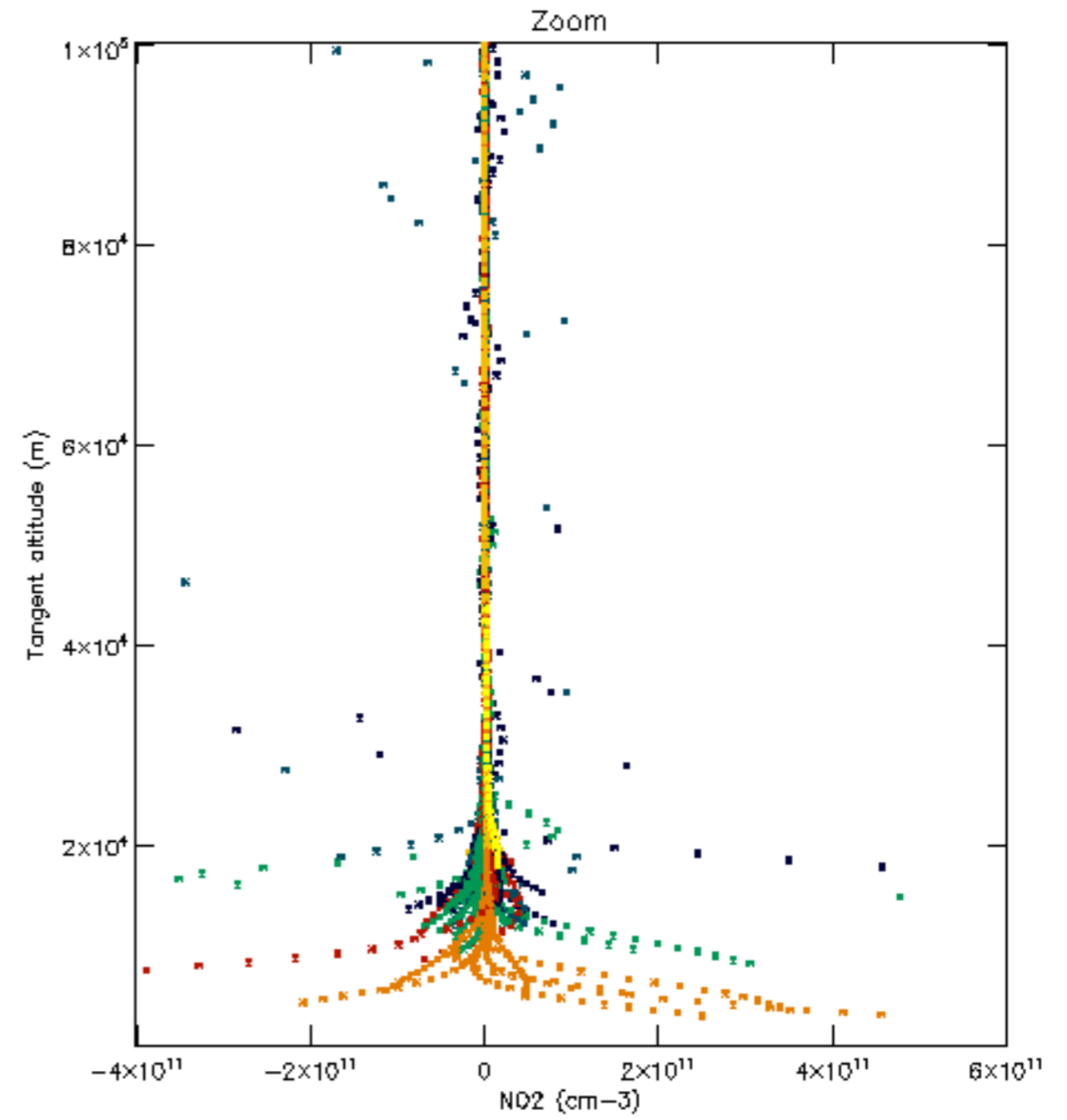
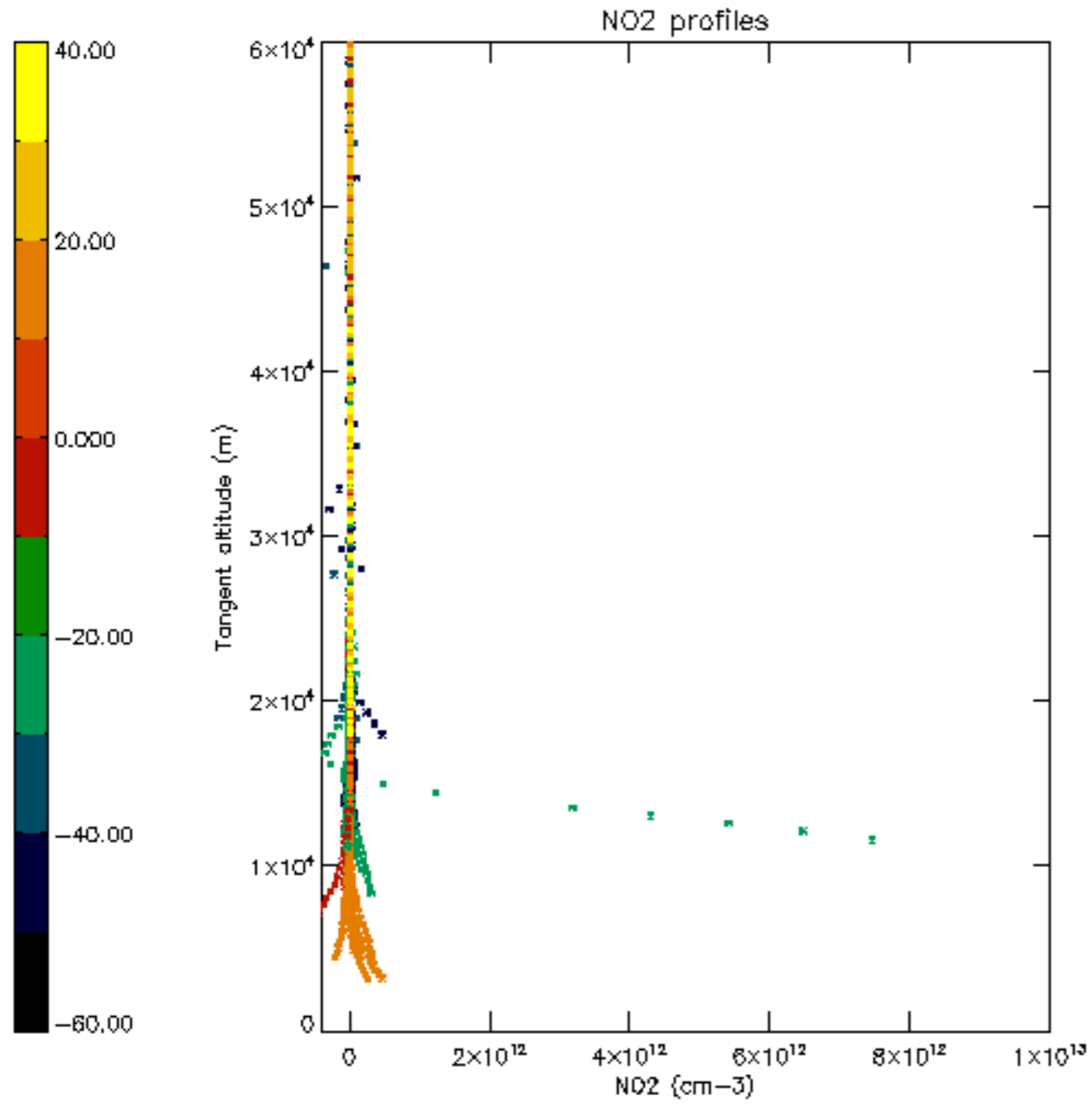


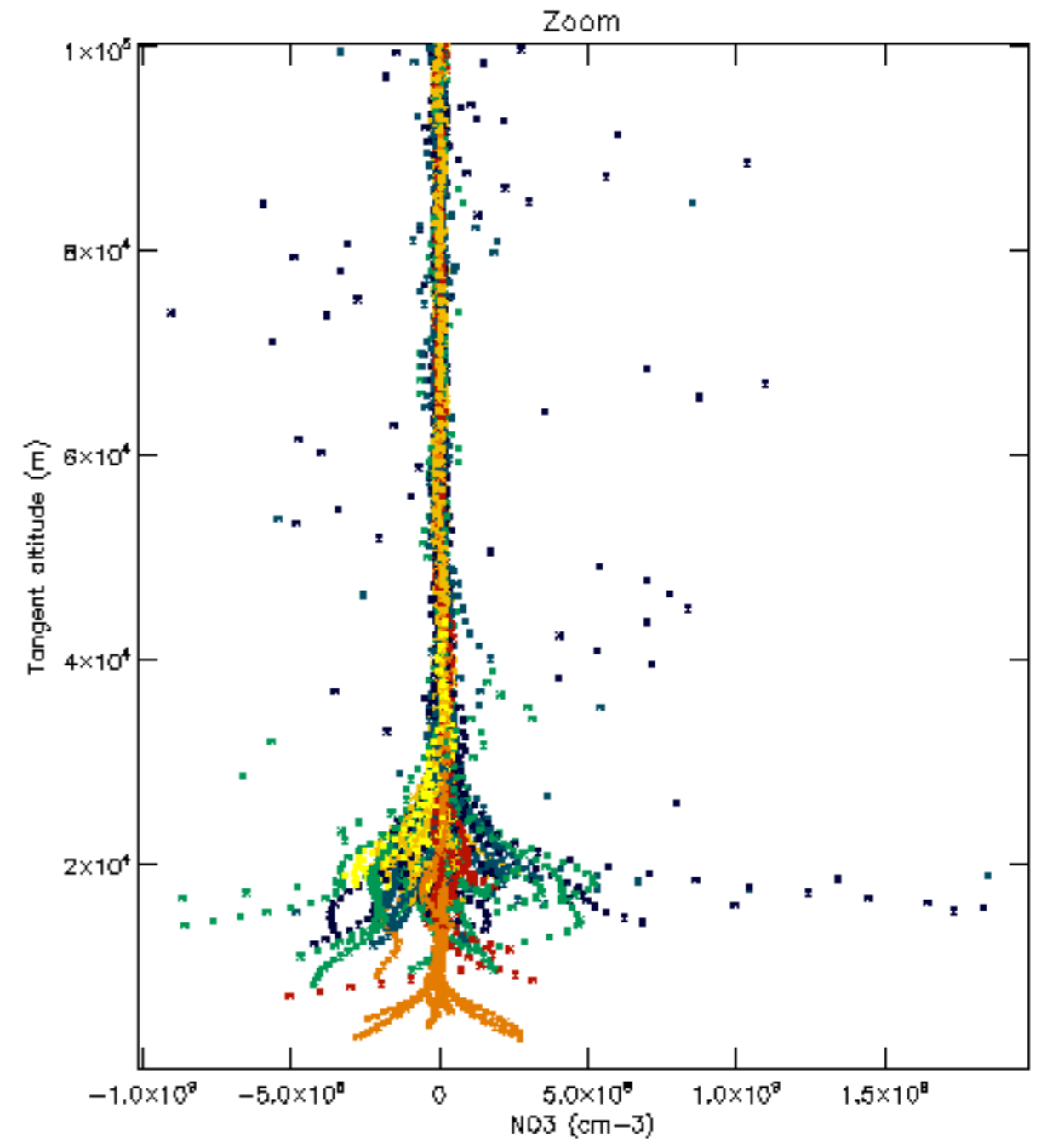
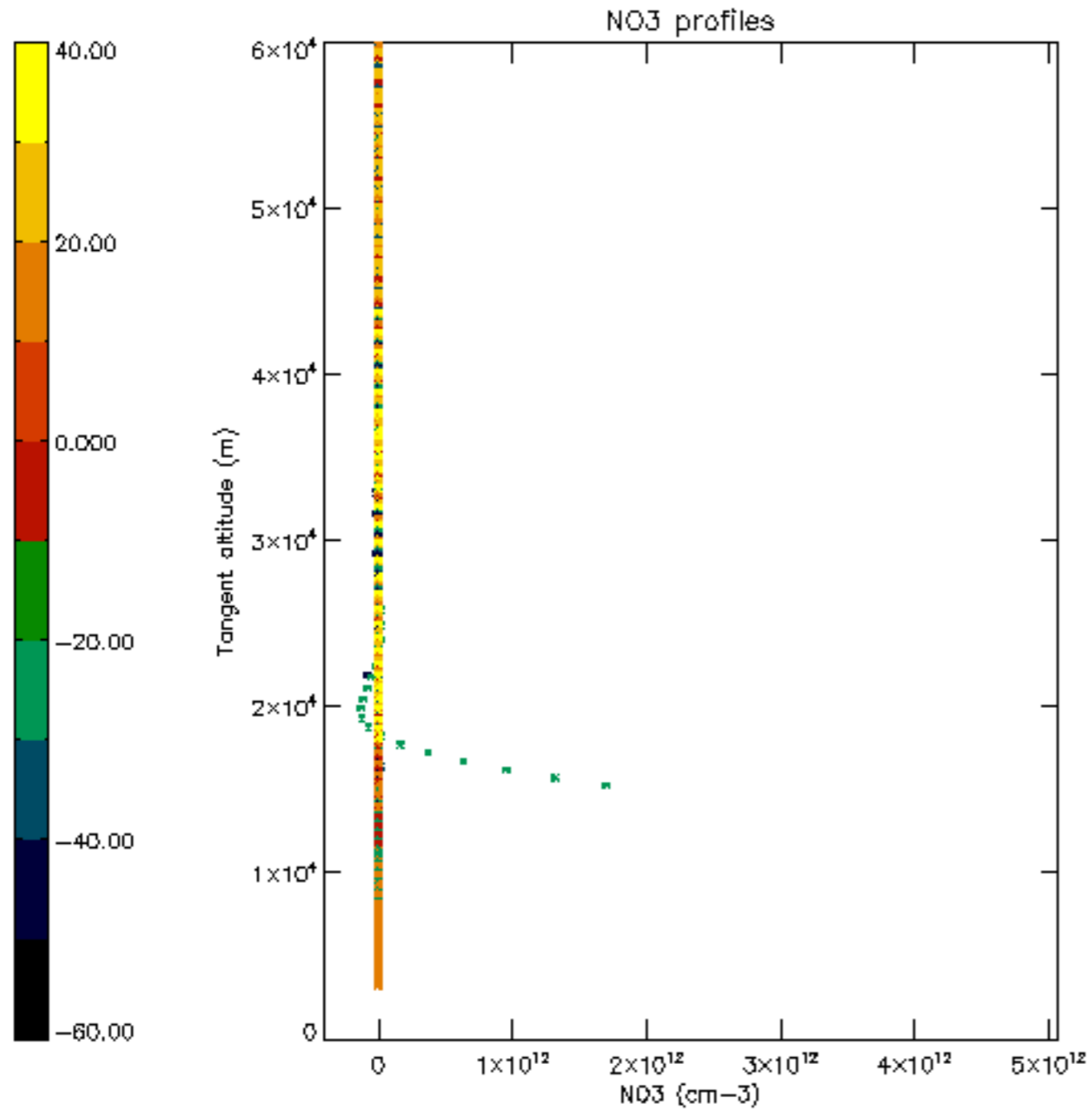


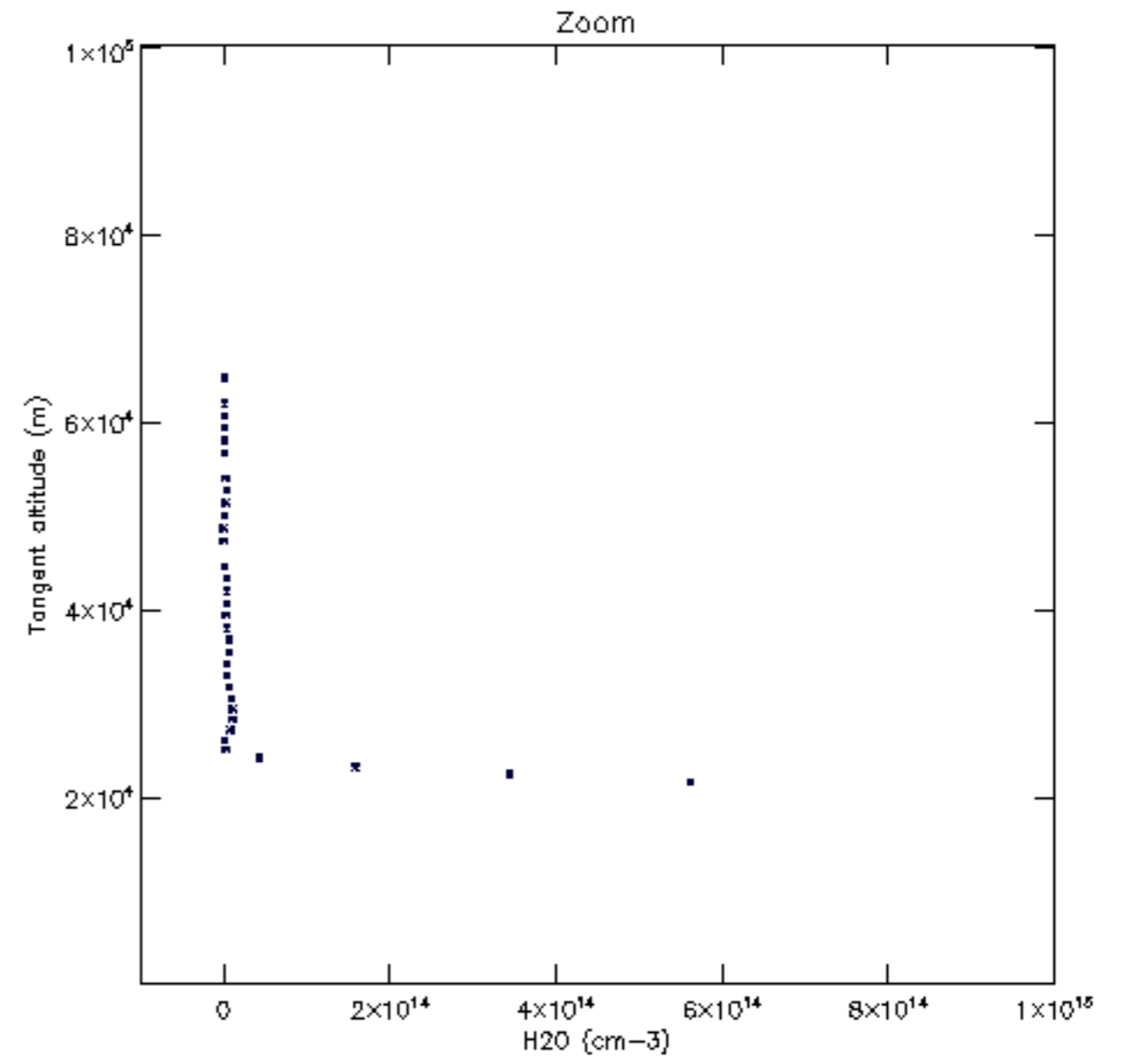
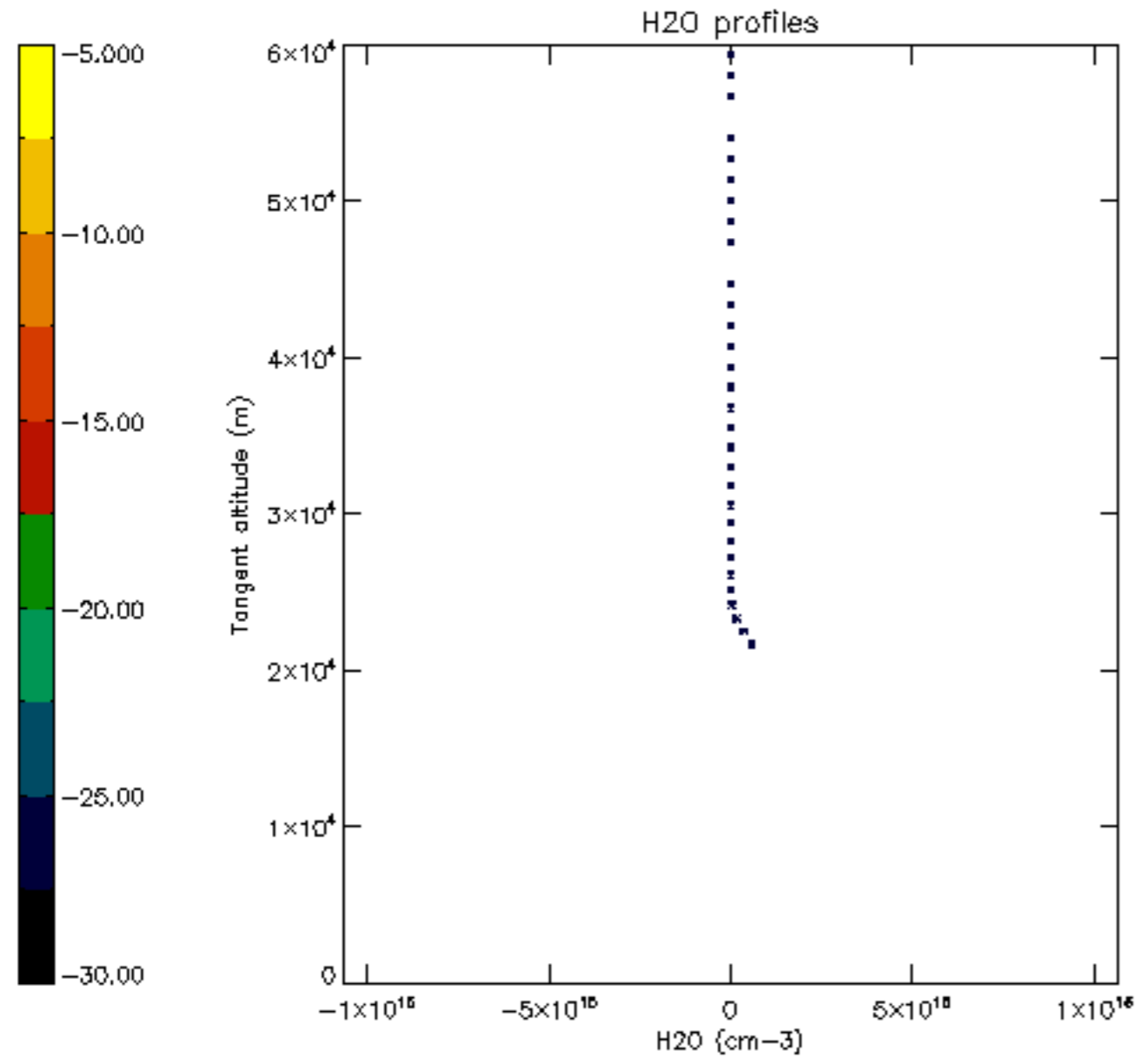


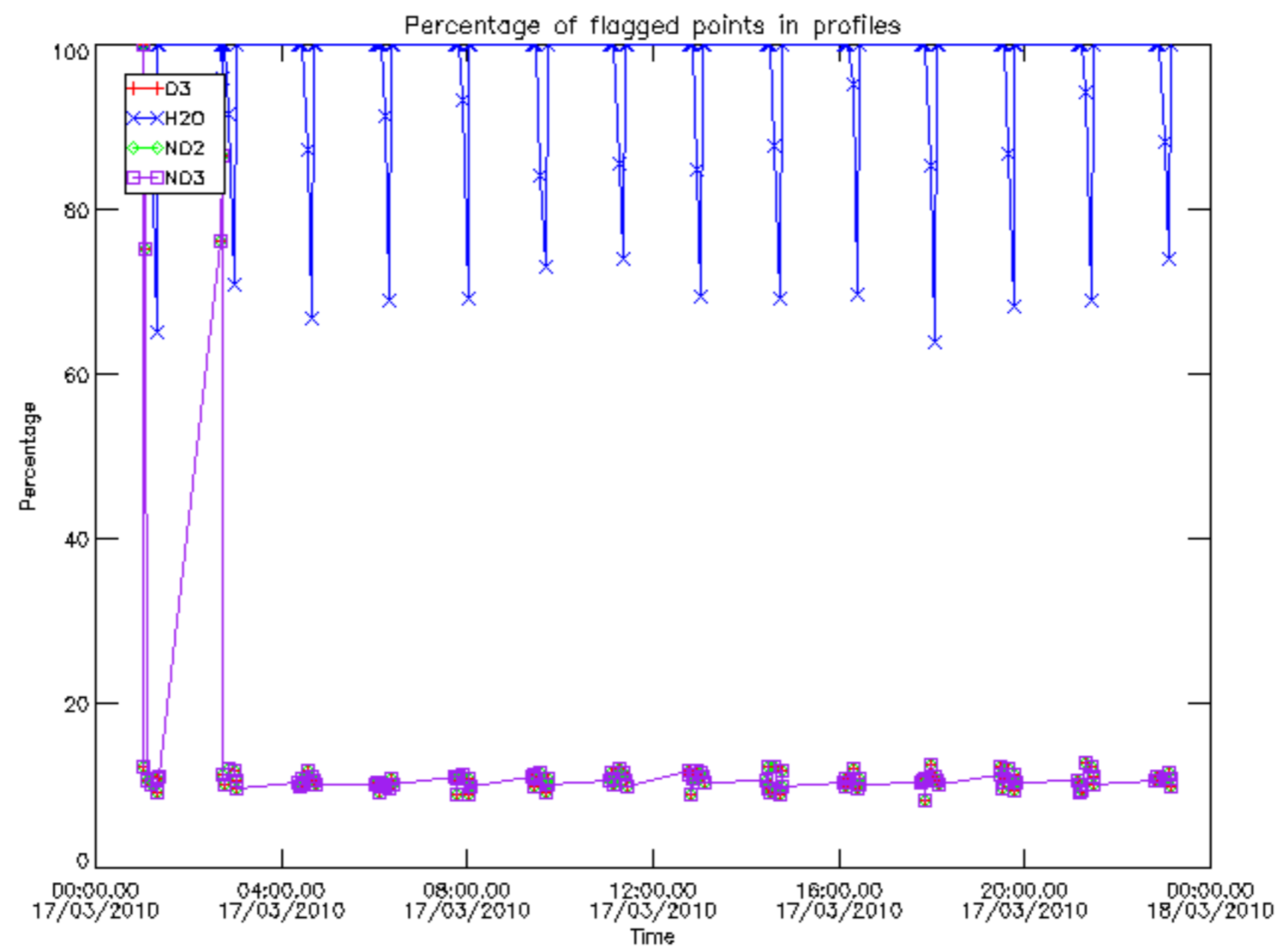




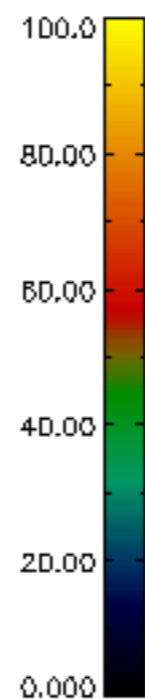
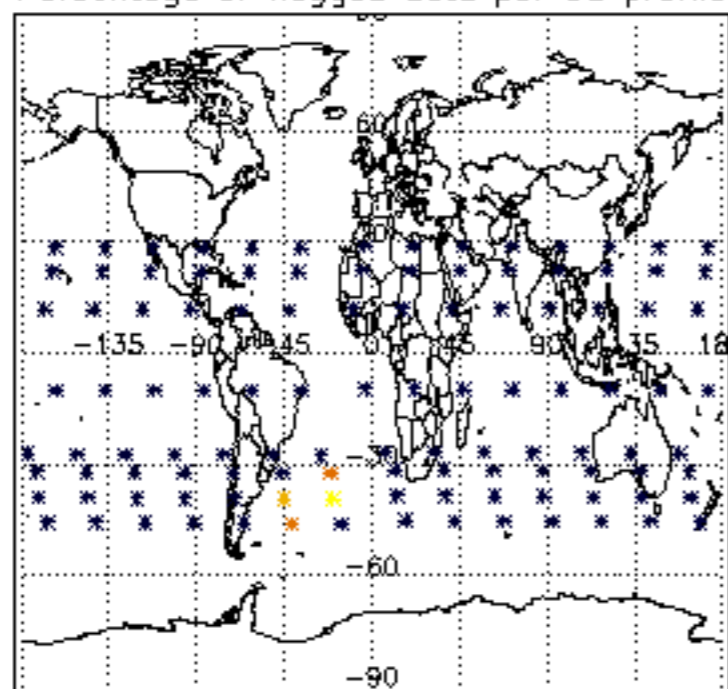




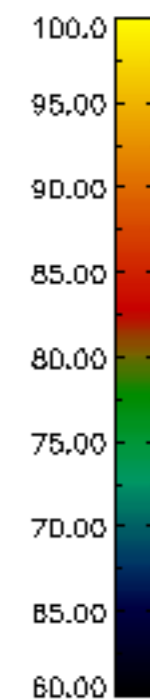
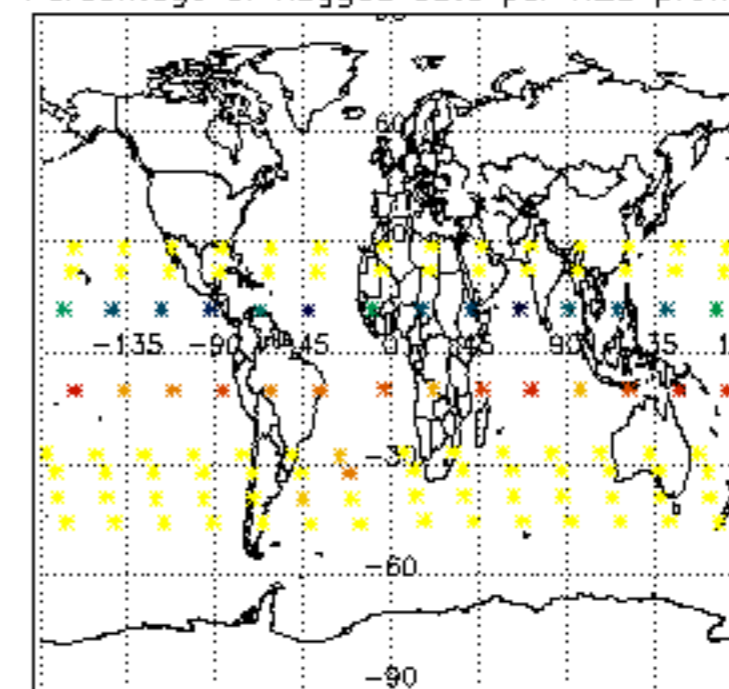




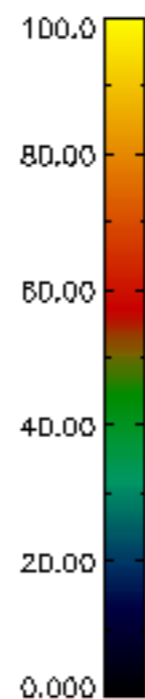
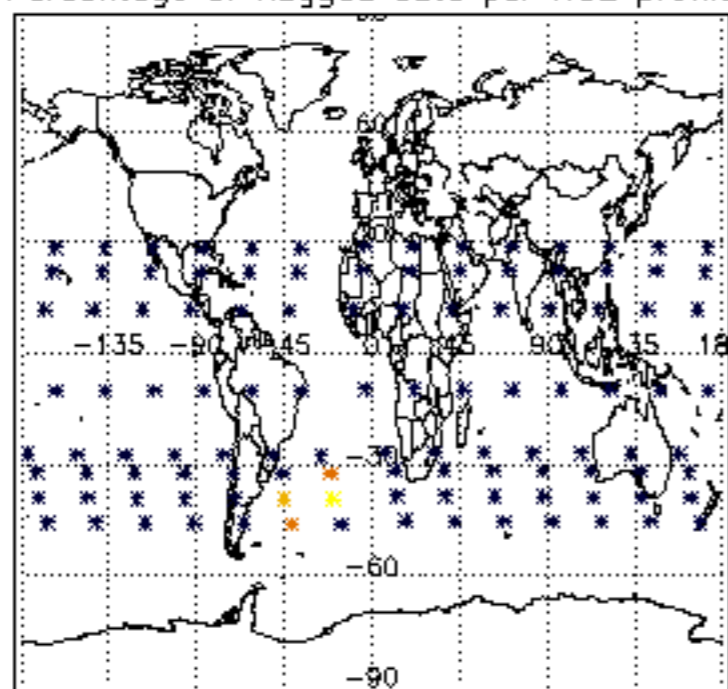
Percentage of flagged data per D3 profile



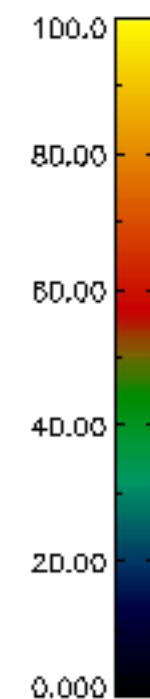
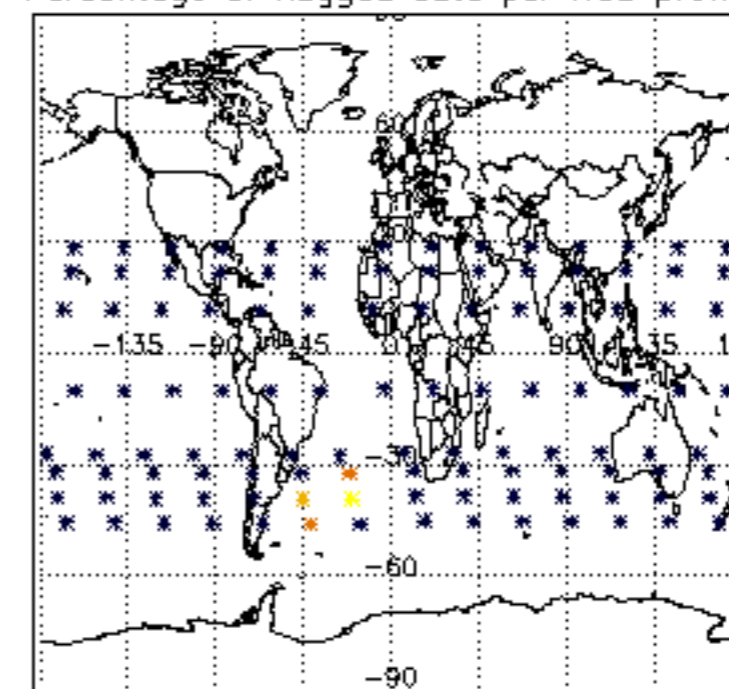
Percentage of flagged data per H2O profile

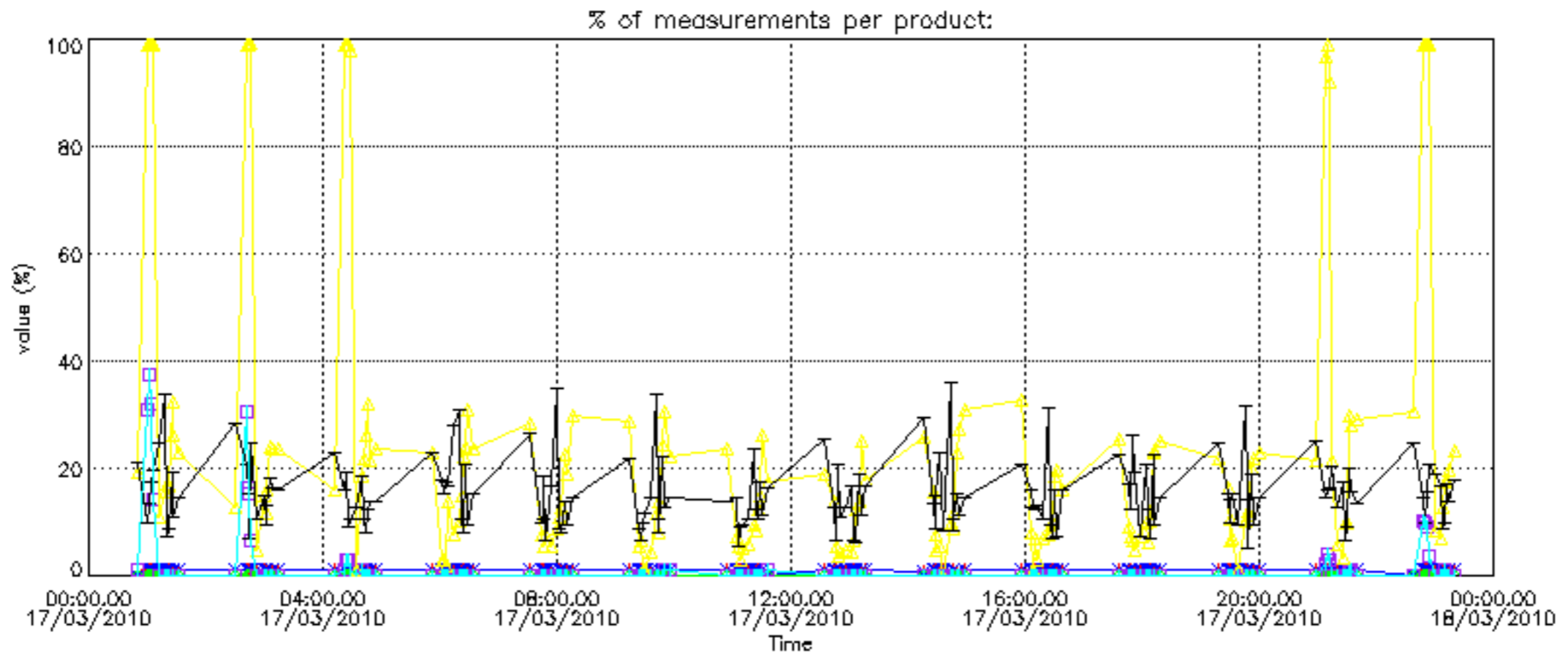
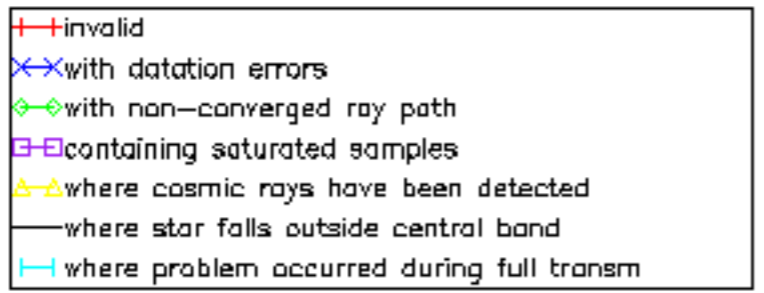


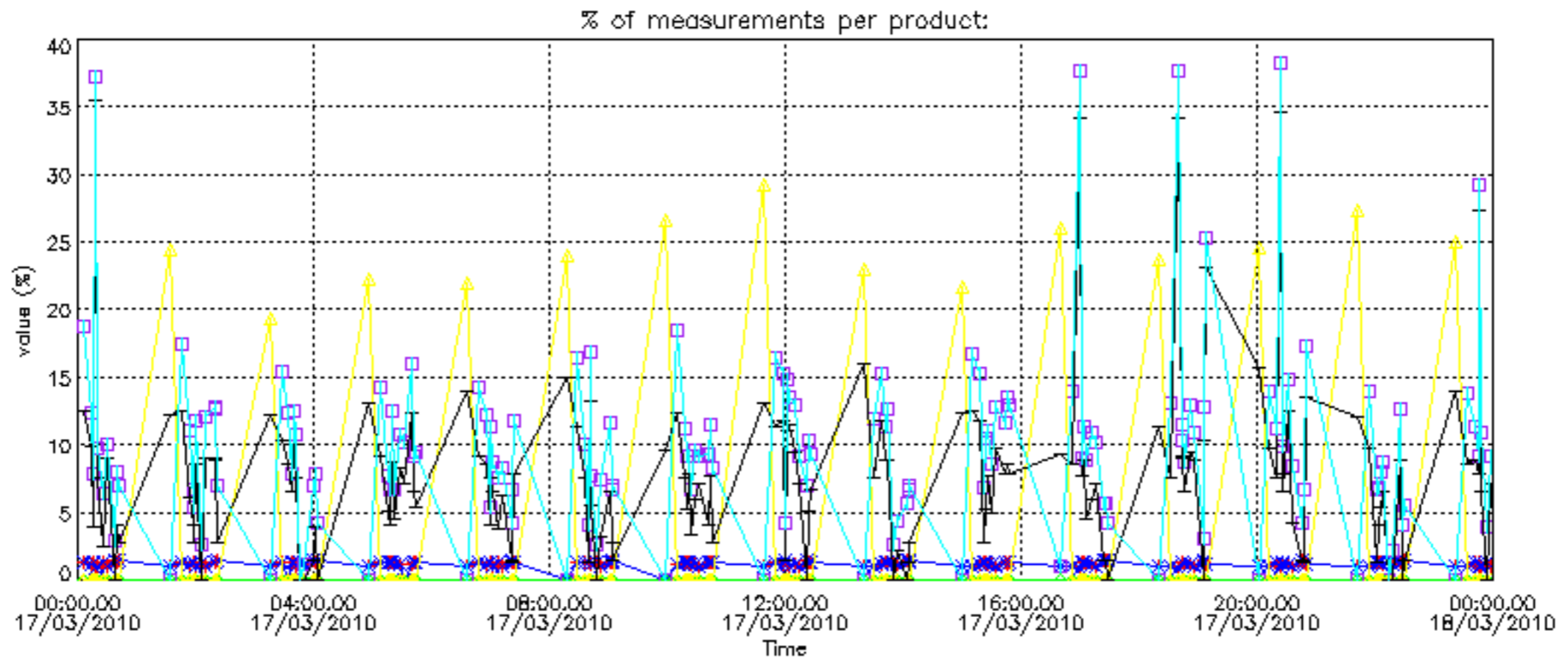
Percentage of flagged data per NO2 profile



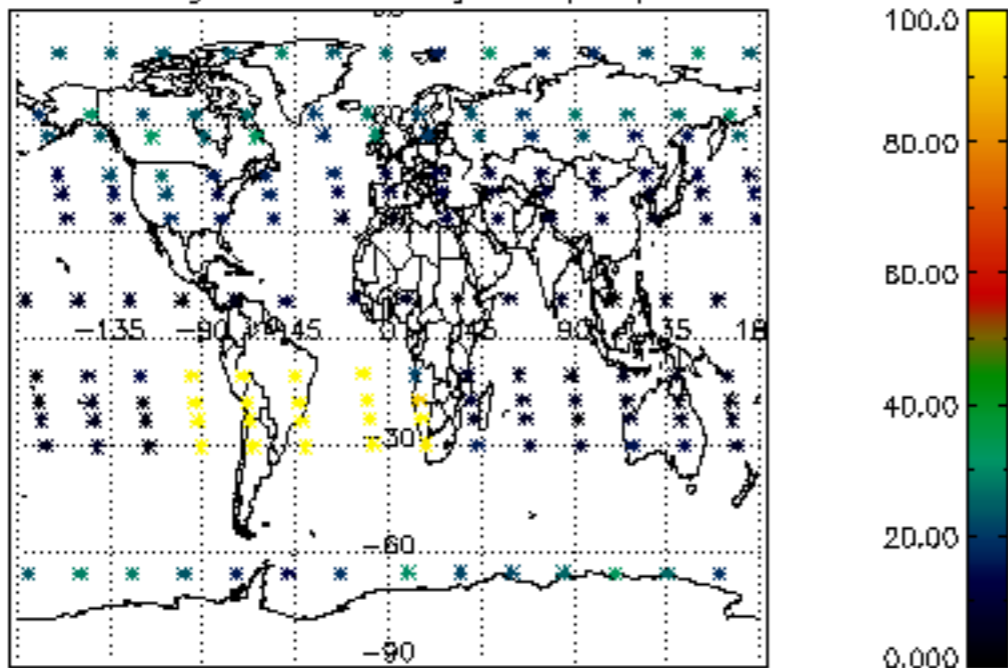
Percentage of flagged data per NO3 profile



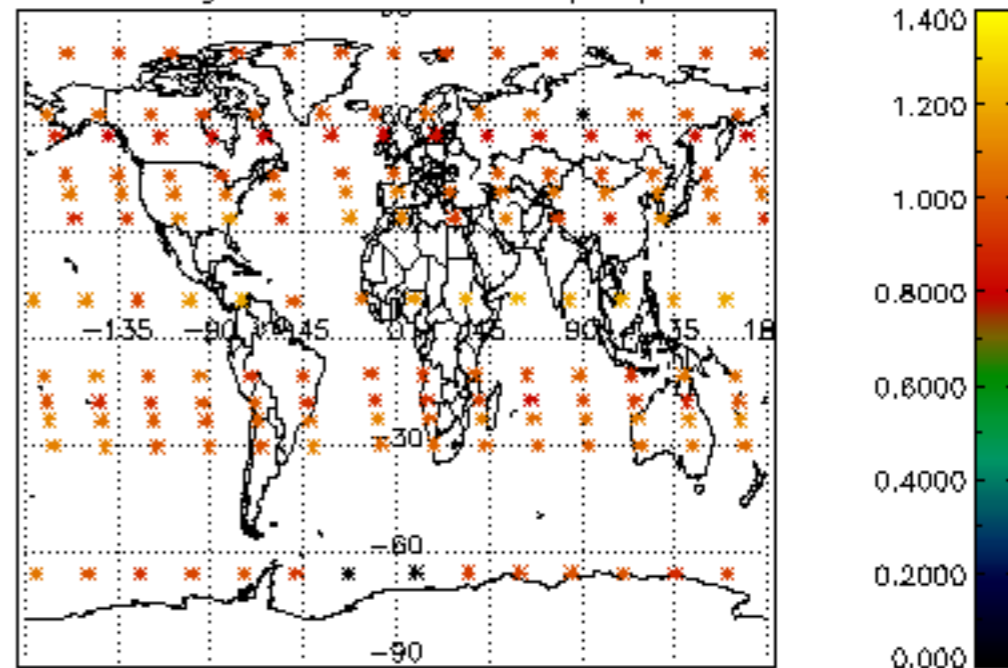




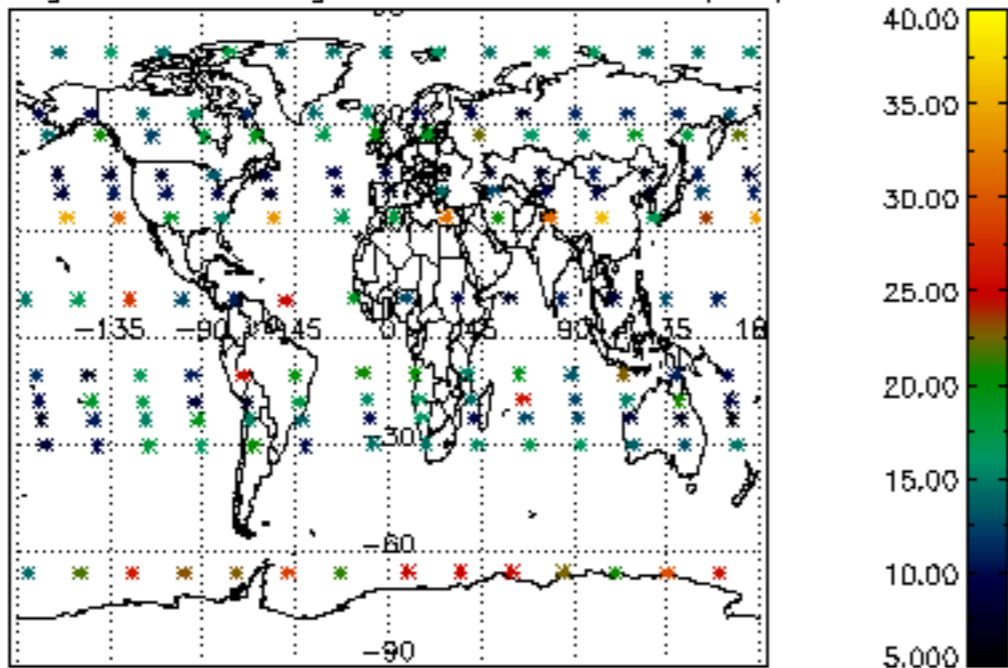
Percentage of cosmic ray hits per profile



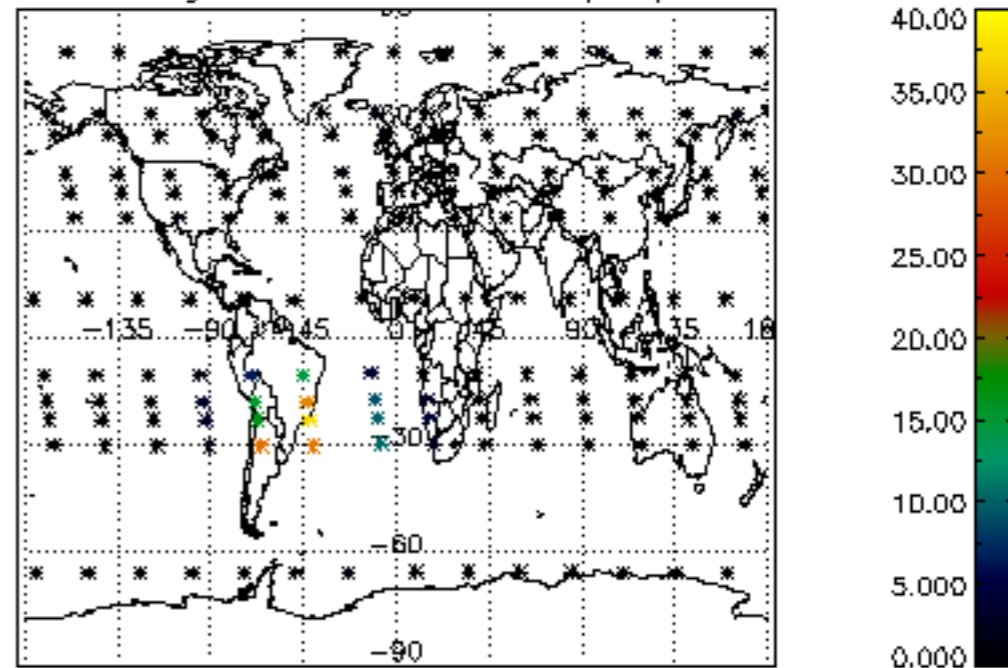
Percentage of datation errors per profile



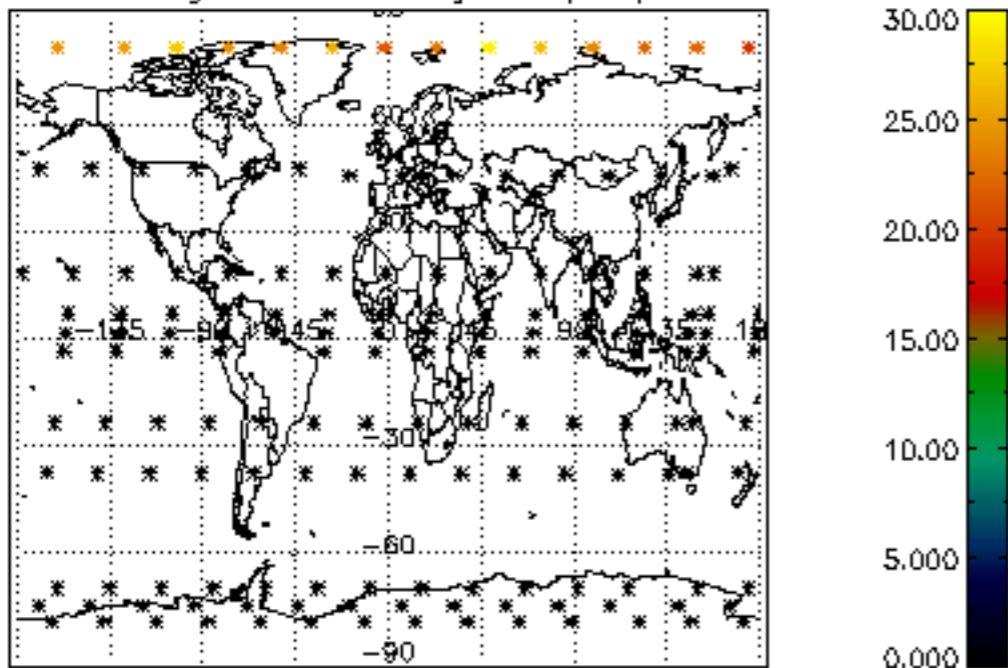
Percentage of star falling outside central band per profile



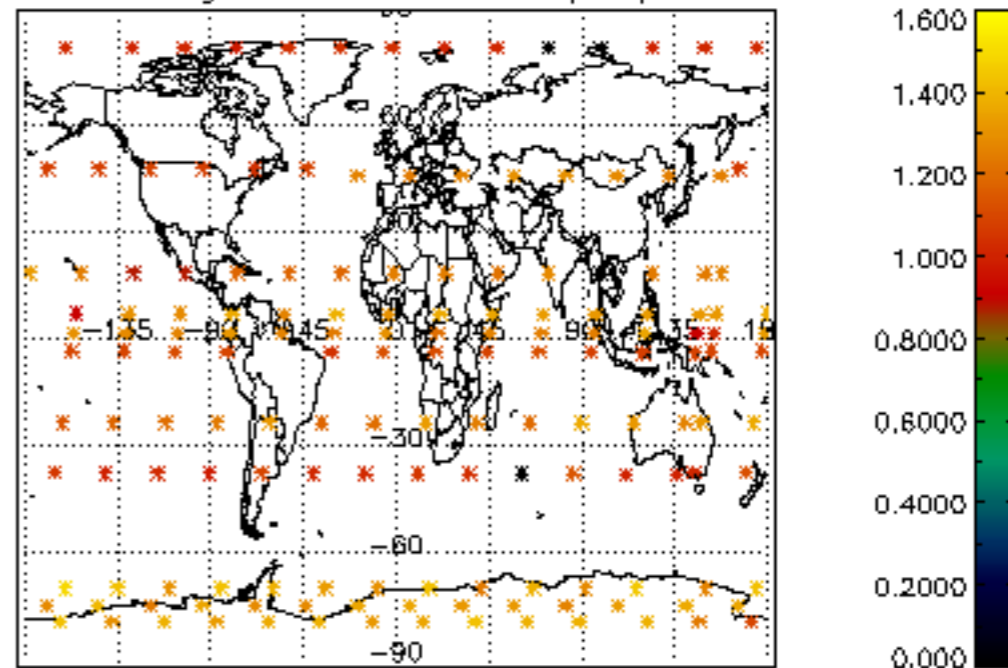
Percentage of saturation errors per profile



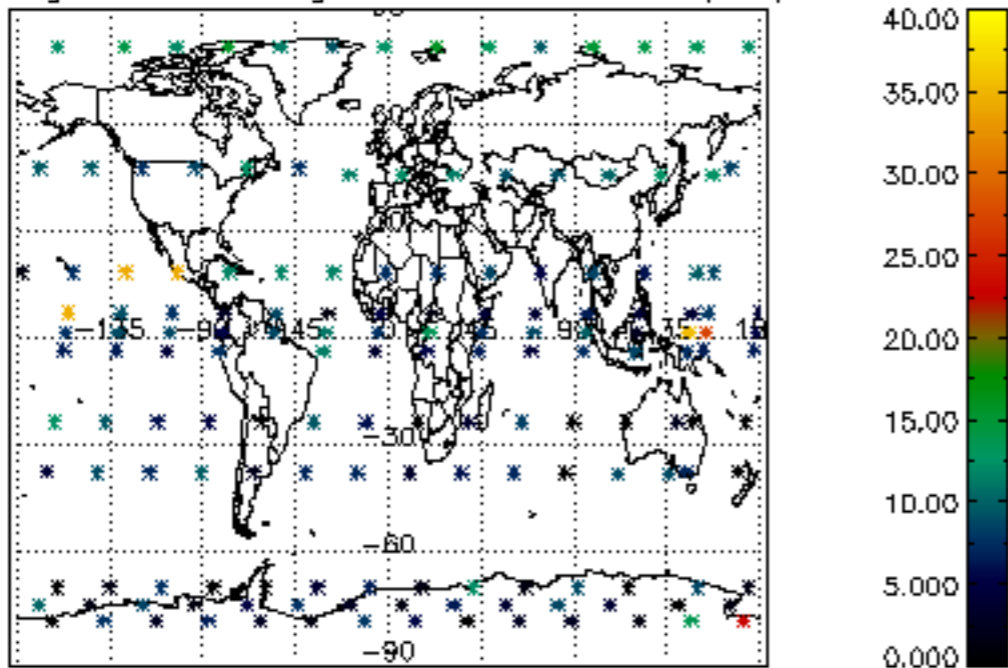
Percentage of cosmic ray hits per profile



Percentage of datation errors per profile



Percentage of star falling outside central band per profile



Percentage of saturation errors per profile

