

GOMOS Level 2 Daily Report

SUMMARY

[1. General Info](#)

[2. Summary of processed GOM_NL_2P products](#)

[3. Level 2 Quality information per product](#)

[3.1 Plot of level 2 quality information per product \(time dependant\)](#)

[3.2 Plot of level 2 quality information per product \(world map\)](#)

[4. Level 1 Quality information per product \(stored on level 2 products\)](#)

[4.1 Plot of level 1 quality information per product \(time dependant\)](#)

[4.1.1 Plot of level 1 quality information per product \(time dependant\): ASCENDING](#)

[4.1.2 Plot of level 1 quality information per product \(time dependant\): DESCENDING](#)

[4.2 Plot of level 1 quality information per product \(world map\)](#)

[4.2.1 Plot of level 1 quality information per product \(world map\): ASCENDING](#)

[4.2.2 Plot of level 1 quality information per product \(world map\): DESCENDING](#)

[5. Ozone profiles based on quality statistics and other trace gas profiles](#)

[5.1 Ozone statistics based on quality of products](#)

[5.2 Plot ozone profiles for all STD \(dark without errors\)](#)

[5.3 Plot ozone profiles where STD < 20% \(dark without errors\)](#)

[5.4. Plot ozone profiles where STD < 10% \(dark without errors\)](#)

[5.5. Plot ozone profiles where STD < 5% \(dark without errors\)](#)

[5.6 Plot NO2 profiles for all STD \(dark without errors\)](#)

[5.7 Plot NO3 profiles for all STD \(dark without errors\)](#)

[5.8 Plot H2O profiles \(only for occultations of stars 1,2,3,4,13,14,16,26,63 dark without errors\) for all STD](#)

[6. Auxiliary Data Files used for the production reported in section 2](#)

This report presents the daily analysis on parameters extracted from GOMOS level 2 data (GOM_NL__2P). It is intended to monitor some important parameters that will impact the quality of these products. A list of level 2 products (and content) that have arrived during the reporting day to the PCF is also given.

Item	Value
Time of report generation	29APR2013 08:31:28
Data source version	GOMOS/6.01
Start time of products	16-03-2010 (16MAR2010 00:00:00)
Stop time of products	17-03-2010 (17MAR2010 00:00:00)
Store outputs in DB	Yes
Nb of level 2 prods	332
Nb of prods with errors	0

2. Summary of processed GOM_NL__2P products.

Nr	Filename	UTC Start time	Limb	Duration	Star Id	Star Name	Star Mag	Star Temp	Nb Meas	Orbit	Prod. error
1	GOM_NL__2PRFIN20100316_000254_000000502087_00403_42040_9740.N1	16-MAR-2010 00:02:54	Dark	50.000	141	Bet Ara	2.8400	4600.0	100	42040	No
2	GOM_NL__2PRFIN20100316_000921_000000542087_00403_42040_9741.N1	16-MAR-2010 00:09:21	Dark	53.500	4	Alp1Cen	-0.010000	5800.0	107	42040	No
3	GOM_NL__2PRFIN20100316_001238_000000432087_00403_42040_9742.N1	16-MAR-2010 00:12:38	Dark	43.000	77	Eps Cen	2.3030	28000.	86	42040	No
4	GOM_NL__2PRFIN20100316_001551_000000612087_00403_42040_9743.N1	16-MAR-2010 00:15:51	Straylight	61.000	54	5The Cen	2.0550	4500.0	122	42040	No
5	GOM_NL__2PRFIN20100316_001742_000000512087_00403_42040_9744.N1	16-MAR-2010 00:17:42	Straylight	51.000	123	lot Cen	2.7500	10200.	102	42040	No
6	GOM_NL__2PRFIN20100316_002332_000000532087_00403_42040_9745.N1	16-MAR-2010 00:23:32	Straylight	53.000	106	9Bet Crv	2.6480	5600.0	106	42040	No
7	GOM_NL__2PRFIN20100316_002552_000000502087_00403_42040_9746.N1	16-MAR-2010 00:25:52	Twilight_stray	50.000	100	4Gam Crv	2.5800	13100.	100	42040	No
8	GOM_NL__2PRFIN20100316_003731_000000392087_00403_42040_9747.N1	16-MAR-2010 00:37:31	Bright	39.000	51	41Gam1Leo	2.0100	4500.0	78	42040	No
9	GOM_NL__2PRFIN20100316_004518_000000412087_00403_42040_9748.N1	16-MAR-2010 00:45:18	Bright	41.000	174	52Psi UMa	3.0040	4400.0	82	42040	No
10	GOM_NL__2PRFIN20100316_004829_000000532087_00403_42040_9749.N1	16-MAR-2010 00:48:29	Bright	53.000	82	48Bet UMa	2.3650	10600.	106	42040	No
11	GOM_NL__2PRFIN20100316_004958_000000382087_00403_42040_9750.N1	16-MAR-2010 00:49:58	Bright	38.000	36	50Alp UMa	1.8000	6300.0	76	42040	No
12	GOM_NL__2PRFIN20100316_005135_000000472087_00403_42040_9751.N1	16-MAR-2010 00:51:35	Bright	47.000	32	77Eps UMa	1.7630	11000.	94	42040	No
13	GOM_NL__2PRFIN20100316_005703_000000432087_00403_42040_9752.N1	16-MAR-2010 00:57:03	Bright	42.500	60	7Bet UMi	2.0810	3950.0	85	42040	No
14	GOM_NL__2PRFIN20100316_010108_000000522087_00403_42040_9753.N1	16-MAR-2010 01:01:08	Bright	51.500	119	14Eta Dra	2.7270	4700.0	103	42040	No
15	GOM_NL__2PRFIN20100316_010703_000000422087_00403_42040_9754.N1	16-MAR-2010 01:07:03	Bright	42.000	69	33Gam Dra	2.2310	3800.0	84	42040	No
16	GOM_NL__2PRFIN20100316_011015_000000392087_00403_42040_9755.N1	16-MAR-2010 01:10:15	Bright	39.000	19	50Alp Cyg	1.2460	10500.	78	42040	No
17	GOM_NL__2PRFIN20100316_011149_000000362087_00403_42040_9756.N1	16-MAR-2010 01:11:49	Bright	35.500	66	37Gam Cyg	2.2080	5900.0	71	42040	No
18	GOM_NL__2PRFIN20100316_011332_000000352087_00403_42040_9757.N1	16-MAR-2010 01:13:32	Bright	35.000	92	53Eps Cyg	2.5000	4500.0	70	42040	No
19	GOM_NL__2PRFIN20100316_012151_000000522087_00403_42040_9758.N1	16-MAR-2010 01:21:51	Twilight_stray	51.500	11	53Alp Aql	0.76500	8000.0	103	42040	No
20	GOM_NL__2PRFIN20100316_013200_000000472087_00403_42040_9759.N1	16-MAR-2010 01:32:00	Dark	46.500	155	41Pi Sgr	2.9000	6600.0	93	42040	No
21	GOM_NL__2PRFIN20100316_013402_000000472087_00403_42040_9760.N1	16-MAR-2010 01:34:02	Dark	46.500	57	34Sig Sgr	2.0660	26000.	93	42040	No
22	GOM_NL__2PRFIN20100316_013729_000000462087_00403_42040_9761.N1	16-MAR-2010 01:37:29	Dark	46.000	38	20Eps Sgr	1.8360	11000.	92	42040	No
23	GOM_NL__2PRFIN20100316_014331_000000422087_00404_42041_9748.N1	16-MAR-2010 01:43:31	Dark	42.000	141	Bet Ara	2.8400	4600.0	84	42041	No
24	GOM_NL__2PRFIN20100316_014957_000000532087_00404_42041_9749.N1	16-MAR-2010 01:49:57	Dark	53.000	4	Alp1Cen	-0.010000	5800.0	106	42041	No
25	GOM_NL__2PRFIN20100316_015315_000000452087_00404_42041_9750.N1	16-MAR-2010 01:53:15	Dark	44.500	77	Eps Cen	2.3030	28000.	89	42041	No
26	GOM_NL__2PRFIN20100316_015628_000000622087_00404_42041_9751.N1	16-MAR-2010 01:56:28	Straylight	61.500	54	5The Cen	2.0550	4500.0	123	42041	No
27	GOM_NL__2PRFIN20100316_015819_000000502087_00404_42041_9752.N1	16-MAR-2010 01:58:19	Straylight	49.500	123	lot Cen	2.7500	10200.	99	42041	No
28	GOM_NL__2PRFIN20100316_020408_000000542087_00404_42041_9753.N1	16-MAR-2010 02:04:08	Straylight	54.000	106	9Bet Crv	2.6480	5600.0	108	42041	No
29	GOM_NL__2PRFIN20100316_020628_000000512087_00404_42041_9754.N1	16-MAR-2010 02:06:28	Twilight_stray	51.000	100	4Gam Crv	2.5800	13100.	102	42041	No
30	GOM_NL__2PRFIN20100316_021807_000000392087_00404_42041_9755.N1	16-MAR-2010 02:18:07	Bright	39.000	51	41Gam1Leo	2.0100	4500.0	78	42041	No
31	GOM_NL__2PRFIN20100316_022554_000000412087_00404_42041_9756.N1	16-MAR-2010 02:25:54	Bright	40.500	174	52Psi UMa	3.0040	4400.0	81	42041	No
32	GOM_NL__2PRFIN20100316_022904_000000392087_00404_42041_9757.N1	16-MAR-2010 02:29:04	Bright	38.500	82	48Bet UMa	2.3650	10600.	77	42041	No
33	GOM_NL__2PRFIN20100316_023034_000000382087_00404_42041_9758.N1	16-MAR-2010 02:30:34	Bright	37.500	36	50Alp UMa	1.8000	6300.0	75	42041	No
34	GOM_NL__2PRFIN20100316_023211_000000632087_00404_42041_9759.N1	16-MAR-2010 02:32:11	Bright	63.000	32	77Eps UMa	1.7630	11000.	126	42041	No
35	GOM_NL__2PRFIN20100316_023738_000000402087_00404_42041_9760.N1	16-MAR-2010 02:37:38	Bright	39.500	60	7Bet UMi	2.0810	3950.0	79	42041	No
36	GOM_NL__2PRFIN20100316_024144_000000582087_00404_42041_9761.N1	16-MAR-2010 02:41:44	Bright	58.000	119	14Eta Dra	2.7270	4700.0	116	42041	No
37	GOM_NL__2PRFIN20100316_024739_000000422087_00404_42041_9762.N1	16-MAR-2010 02:47:39	Bright	42.000	69	33Gam Dra	2.2310	3800.0	84	42041	No
38	GOM_NL__2PRFIN20100316_025051_000000382087_00404_42041_9763.N1	16-MAR-2010 02:50:51	Bright	38.000	19	50Alp Cyg	1.2460	10500.	76	42041	No
39	GOM_NL__2PRFIN20100316_025225_000000552087_00404_42041_9764.N1	16-MAR-2010 02:52:25	Bright	55.000	66	37Gam Cyg	2.2080	5900.0	110	42041	No
40	GOM_NL__2PRFIN20100316_025408_000000392087_00404_42041_9765.N1	16-MAR-2010 02:54:08	Bright	38.500	92	53Eps Cyg	2.5000	4500.0	77	42041	No
41	GOM_NL__2PRFIN20100316_030227_000000512087_00404_42041_9766.N1	16-MAR-2010 03:02:27	Twilight_stray	50.500	11	53Alp Aql	0.76500	8000.0	101	42041	No
42	GOM_NL__2PRFIN20100316_031237_000000512087_00404_42041_9767.N1	16-MAR-2010 03:12:37	Dark	50.500	155	41Pi Sgr	2.9000	6600.0	101	42041	No

43	GOM_NL__2PRFIN20100316_031439_000000492087_00404_42041_9768.N1	16-MAR-2010 03:14:39	Dark	49.000	57	34Sig Sgr	2.0660	26000.	98	42041	No
44	GOM_NL__2PRFIN20100316_031807_000000462087_00404_42041_9769.N1	16-MAR-2010 03:18:07	Dark	45.500	38	20Eps Sgr	1.8360	11000.	91	42041	No
45	GOM_NL__2PRFIN20100316_032408_000000422087_00405_42042_9756.N1	16-MAR-2010 03:24:08	Dark	42.000	141	Bet Ara	2.8400	4600.0	84	42042	No
46	GOM_NL__2PRFIN20100316_033034_000000482087_00405_42042_9757.N1	16-MAR-2010 03:30:34	Dark	47.500	4	Alp1Cen	-0.010000	5800.0	95	42042	No
47	GOM_NL__2PRFIN20100316_033230_000000492087_00405_42042_9758.N1	16-MAR-2010 03:32:30	Dark	48.500	78	Alp Lup	2.3040	28000.	97	42042	No
48	GOM_NL__2PRFIN20100316_033356_000000512087_00405_42042_9759.N1	16-MAR-2010 03:33:56	Dark	51.000	81	Eta Cen	2.3560	28000.	102	42042	No
49	GOM_NL__2PRFIN20100316_033705_000000602087_00405_42042_9760.N1	16-MAR-2010 03:37:05	Straylight	59.500	54	5The Cen	2.0550	4500.0	119	42042	No
50	GOM_NL__2PRFIN20100316_033855_000000502087_00405_42042_9761.N1	16-MAR-2010 03:38:55	Straylight	50.000	123	lot Cen	2.7500	10200.	100	42042	No
51	GOM_NL__2PRFIN20100316_034444_000000552087_00405_42042_9762.N1	16-MAR-2010 03:44:44	Straylight	54.500	106	9Bet Crv	2.6480	5600.0	109	42042	No
52	GOM_NL__2PRFIN20100316_034704_000000502087_00405_42042_9763.N1	16-MAR-2010 03:47:04	Twi_and_stray	49.500	100	4Gam Crv	2.5800	13100.	99	42042	No
53	GOM_NL__2PRFIN20100316_035843_000000382087_00405_42042_9764.N1	16-MAR-2010 03:58:43	Bright	37.500	51	41Gam1Leo	2.0100	4500.0	75	42042	No
54	GOM_NL__2PRFIN20100316_040629_000000402087_00405_42042_9765.N1	16-MAR-2010 04:06:29	Bright	40.000	174	52Psi UMa	3.0040	4400.0	80	42042	No
55	GOM_NL__2PRFIN20100316_040940_000000392087_00405_42042_9766.N1	16-MAR-2010 04:09:40	Bright	38.500	82	48Bet UMa	2.3650	10600.	77	42042	No
56	GOM_NL__2PRFIN20100316_041110_000000382087_00405_42042_9767.N1	16-MAR-2010 04:11:10	Bright	38.000	36	50Alp UMa	1.8000	6300.0	76	42042	No
57	GOM_NL__2PRFIN20100316_041246_000000472087_00405_42042_9768.N1	16-MAR-2010 04:12:46	Bright	46.500	32	77Eps UMa	1.7630	11000.	93	42042	No
58	GOM_NL__2PRFIN20100316_041814_000000592087_00405_42042_9769.N1	16-MAR-2010 04:18:14	Bright	59.000	60	7Bet UMi	2.0810	3950.0	118	42042	No
59	GOM_NL__2PRFIN20100316_042220_000000442087_00405_42042_9770.N1	16-MAR-2010 04:22:20	Bright	43.500	119	14Eta Dra	2.7270	4700.0	87	42042	No
60	GOM_NL__2PRFIN20100316_042815_000000382087_00405_42042_9771.N1	16-MAR-2010 04:28:15	Bright	38.000	69	33Gam Dra	2.2310	3800.0	76	42042	No
61	GOM_NL__2PRFIN20100316_043127_000000352087_00405_42042_9772.N1	16-MAR-2010 04:31:27	Bright	35.000	19	50Alp Cyg	1.2460	10500.	70	42042	No
62	GOM_NL__2PRFIN20100316_043301_000000392087_00405_42042_9773.N1	16-MAR-2010 04:33:01	Bright	39.000	66	37Gam Cyg	2.2080	5900.0	78	42042	No
63	GOM_NL__2PRFIN20100316_043444_000000352087_00405_42042_9774.N1	16-MAR-2010 04:34:44	Bright	35.000	92	53Eps Cyg	2.5000	4500.0	70	42042	No
64	GOM_NL__2PRFIN20100316_044304_000000512087_00405_42042_9775.N1	16-MAR-2010 04:43:04	Twi_and_stray	51.000	11	53Alp Aql	0.76500	8000.0	102	42042	No
65	GOM_NL__2PRFIN20100316_045313_000000472087_00405_42042_9776.N1	16-MAR-2010 04:53:13	Dark	47.000	155	41Pi Sgr	2.9000	6600.0	94	42042	No
66	GOM_NL__2PRFIN20100316_045516_000000492087_00405_42042_9777.N1	16-MAR-2010 04:55:16	Dark	49.000	57	34Sig Sgr	2.0660	26000.	98	42042	No
67	GOM_NL__2PRFIN20100316_045638_000000512087_00405_42042_9778.N1	16-MAR-2010 04:56:38	Dark	51.000	137	22Lam Sgr	2.8240	4400.0	102	42042	No
68	GOM_NL__2PRFIN20100316_045843_000000552087_00405_42042_9779.N1	16-MAR-2010 04:58:43	Dark	54.500	38	20Eps Sgr	1.8360	11000.	109	42042	No
69	GOM_NL__2PRFIN20100316_050444_000000452087_00406_42043_9764.N1	16-MAR-2010 05:04:44	Dark	45.000	141	Bet Ara	2.8400	4600.0	90	42043	No
70	GOM_NL__2PRFIN20100316_051111_000000462087_00406_42043_9765.N1	16-MAR-2010 05:11:11	Dark	45.500	4	Alp1Cen	-0.010000	5800.0	91	42043	No
71	GOM_NL__2PRFIN20100316_051307_000000482087_00406_42043_9766.N1	16-MAR-2010 05:13:07	Dark	47.500	78	Alp Lup	2.3040	28000.	95	42043	No
72	GOM_NL__2PRFIN20100316_051433_000000522087_00406_42043_9767.N1	16-MAR-2010 05:14:33	Dark	52.000	81	Eta Cen	2.3560	28000.	104	42043	No
73	GOM_NL__2PRFIN20100316_051741_000000622087_00406_42043_9768.N1	16-MAR-2010 05:17:41	Straylight	61.500	54	5The Cen	2.0550	4500.0	123	42043	No
74	GOM_NL__2PRFIN20100316_051932_000000502087_00406_42043_9769.N1	16-MAR-2010 05:19:32	Straylight	49.500	123	lot Cen	2.7500	10200.	99	42043	No
75	GOM_NL__2PRFIN20100316_052521_000000542087_00406_42043_9770.N1	16-MAR-2010 05:25:21	Straylight	53.500	106	9Bet Crv	2.6480	5600.0	107	42043	No
76	GOM_NL__2PRFIN20100316_052740_000000512087_00406_42043_9771.N1	16-MAR-2010 05:27:40	Twi_and_stray	51.000	100	4Gam Crv	2.5800	13100.	102	42043	No
77	GOM_NL__2PRFIN20100316_053919_000000382087_00406_42043_9772.N1	16-MAR-2010 05:39:19	Bright	37.500	51	41Gam1Leo	2.0100	4500.0	75	42043	No
78	GOM_NL__2PRFIN20100316_054705_000000392087_00406_42043_9773.N1	16-MAR-2010 05:47:05	Bright	39.000	174	52Psi UMa	3.0040	4400.0	78	42043	No
79	GOM_NL__2PRFIN20100316_055016_000000562087_00406_42043_9774.N1	16-MAR-2010 05:50:16	Bright	56.000	82	48Bet UMa	2.3650	10600.	112	42043	No
80	GOM_NL__2PRFIN20100316_055146_000000422087_00406_42043_9775.N1	16-MAR-2010 05:51:46	Bright	42.000	36	50Alp UMa	1.8000	6300.0	84	42043	No
81	GOM_NL__2PRFIN20100316_055321_000000462087_00406_42043_9776.N1	16-MAR-2010 05:53:21	Bright	46.000	32	77Eps UMa	1.7630	11000.	92	42043	No
82	GOM_NL__2PRFIN20100316_055850_000000592087_00406_42043_9777.N1	16-MAR-2010 05:58:50	Bright	59.000	60	7Bet UMi	2.0810	3950.0	118	42043	No
83	GOM_NL__2PRFIN20100316_060255_000000502087_00406_42043_9778.N1	16-MAR-2010 06:02:55	Bright	49.500	119	14Eta Dra	2.7270	4700.0	99	42043	No
84	GOM_NL__2PRFIN20100316_060850_000000382087_00406_42043_9779.N1	16-MAR-2010 06:08:50	Bright	38.000	69	33Gam Dra	2.2310	3800.0	76	42043	No
85	GOM_NL__2PRFIN20100316_061203_000000372087_00406_42043_9780.N1	16-MAR-2010 06:12:03	Bright	37.000	19	50Alp Cyg	1.2460	10500.	74	42043	No
86	GOM_NL__2PRFIN20100316_061337_000000382087_00406_42043_9781.N1	16-MAR-2010 06:13:37	Bright	38.000	66	37Gam Cyg	2.2080	5900.0	76	42043	No
87	GOM_NL__2PRFIN20100316_061520_000000362087_00406_42043_9782.N1	16-MAR-2010 06:15:20	Bright	36.000	92	53Eps Cyg	2.5000	4500.0	72	42043	No
88	GOM_NL__2PRFIN20100316_062340_000000522087_00406_42043_9783.N1	16-MAR-2010 06:23:40	Twi_and_stray	51.500	11	53Alp Aql	0.76500	8000.0	103	42043	No
89	GOM_NL__2PRFIN20100316_063350_000000472087_00406_42043_9784.N1	16-MAR-2010 06:33:50	Dark	46.500	155	41Pi Sgr	2.9000	6600.0	93	42043	No
90	GOM_NL__2PRFIN20100316_063552_000000482087_00406_42043_9785.N1	16-MAR-2010 06:35:52	Dark	47.500	57	34Sig Sgr	2.0660	26000.	95	42043	No
91	GOM_NL__2PRFIN20100316_063716_000000552087_00406_42043_9786.N1	16-MAR-2010 06:37:16	Dark	54.500	137	22Lam Sgr	2.8240	4400.0	109	42043	No
92	GOM_NL__2PRFIN20100316_063920_000000502087_00406_42043_9787.N1	16-MAR-2010 06:39:20	Dark	49.500	38	20Eps Sgr	1.8360	11000.	99	42043	No
93	GOM_NL__2PRFIN20100316_064521_000000502087_00407_42044_9772.N1	16-MAR-2010 06:45:21	Dark	49.500	141	Bet Ara	2.8400	4600.0	99	42044	No
94	GOM_NL__2PRFIN20100316_065147_000000472087_00407_42044_9773.N1	16-MAR-2010 06:51:47	Dark	47.000	4	Alp1Cen	-0.010000	5800.0	94	42044	No
95	GOM_NL__2PRFIN20100316_065343_000000472087_00407_42044_9774.N1	16-MAR-2010 06:53:43	Dark	46.500	78	Alp Lup	2.3040	28000.	93	42044	No
96	GOM_NL__2PRFIN20100316_065510_000000562087_00407_42044_9775.N1	16-MAR-2010 06:55:10	Dark	55.500	81	Eta Cen	2.3560	28000.	111	42044	No
97	GOM_NL__2PRFIN20100316_065818_000000592087_00407_42044_9776.N1	16-MAR-2010 06:58:18	Straylight	58.500	54	5The Cen	2.0550	4500.0	117	42044	No
98	GOM_NL__2PRFIN20100316_070008_000000512087_00407_42044_9777.N1	16-MAR-2010 07:00:08	Straylight	51.000	123	lot Cen	2.7500	10200.	102	42044	No
99	GOM_NL__2PRFIN20100316_070557_000000542087_00407_42044_9778.N1	16-MAR-2010 07:05:57	Straylight	53.500	106	9Bet Crv	2.6480	5600.0	107	42044	No
100	GOM_NL__2PRFIN20100316_070817_000000502087_00407_42044_9779.N1	16-MAR-2010 07:08:17	Twi_and_stray	50.000	100	4Gam Crv	2.5800	13100.	100	42044	No
101	GOM_NL__2PRFIN20100316_071955_000000422087_00407_42044_9780.N1	16-MAR-2010 07:19:55	Bright	42.000	51	41Gam1Leo	2.0100	4500.0	84	42044	No

102	GOM_NL__2PRFIN20100316_072741_000000412087_00407_42044_9781.N1	16-MAR-2010 07:27:41	Bright	41.000	174	52Psi UMa	3.0040	4400.0	82	42044	No
103	GOM_NL__2PRFIN20100316_073052_000000392087_00407_42044_9782.N1	16-MAR-2010 07:30:52	Bright	38.500	82	48Bet UMa	2.3650	10600.	77	42044	No
104	GOM_NL__2PRFIN20100316_073221_000000402087_00407_42044_9783.N1	16-MAR-2010 07:32:21	Bright	40.000	36	50Alp UMa	1.8000	6300.0	80	42044	No
105	GOM_NL__2PRFIN20100316_073357_000000462087_00407_42044_9784.N1	16-MAR-2010 07:33:57	Bright	45.500	32	77Eps UMa	1.7630	11000.	91	42044	No
106	GOM_NL__2PRFIN20100316_073925_000000532087_00407_42044_9785.N1	16-MAR-2010 07:39:25	Bright	52.500	60	7Bet UMi	2.0810	3950.0	105	42044	No
107	GOM_NL__2PRFIN20100316_074330_000000672087_00407_42044_9786.N1	16-MAR-2010 07:43:30	Bright	67.000	119	14Eta Dra	2.7270	4700.0	134	42044	No
108	GOM_NL__2PRFIN20100316_074926_000000332087_00407_42044_9787.N1	16-MAR-2010 07:49:26	Twi_and_stray	33.000	69	33Gam Dra	2.2310	3800.0	66	42044	No
109	GOM_NL__2PRFIN20100316_075239_000000372087_00407_42044_9788.N1	16-MAR-2010 07:52:39	Bright	36.500	19	50Alp Cyg	1.2460	10500.	73	42044	No
110	GOM_NL__2PRFIN20100316_075413_000000362087_00407_42044_9789.N1	16-MAR-2010 07:54:13	Bright	35.500	66	37Gam Cyg	2.2080	5900.0	71	42044	No
111	GOM_NL__2PRFIN20100316_075556_000000352087_00407_42044_9790.N1	16-MAR-2010 07:55:56	Bright	35.000	92	53Eps Cyg	2.5000	4500.0	70	42044	No
112	GOM_NL__2PRFIN20100316_080416_000000502087_00407_42044_9791.N1	16-MAR-2010 08:04:16	Twi_and_stray	49.500	11	53Alp Aql	0.76500	8000.0	99	42044	No
113	GOM_NL__2PRFIN20100316_081427_000000482087_00407_42044_9792.N1	16-MAR-2010 08:14:27	Dark	47.500	155	41Pi Sgr	2.9000	6600.0	95	42044	No
114	GOM_NL__2PRFIN20100316_081629_000000462087_00407_42044_9793.N1	16-MAR-2010 08:16:29	Dark	46.000	57	34Sig Sgr	2.0660	26000.	92	42044	No
115	GOM_NL__2PRFIN20100316_081752_000000572087_00407_42044_9794.N1	16-MAR-2010 08:17:52	Dark	57.000	137	22Lam Sgr	2.8240	4400.0	114	42044	No
116	GOM_NL__2PRFIN20100316_081957_000000532087_00407_42044_9795.N1	16-MAR-2010 08:19:57	Dark	52.500	38	20Eps Sgr	1.8360	11000.	105	42044	No
117	GOM_NL__2PRFIN20100316_082557_000000472087_00408_42045_9780.N1	16-MAR-2010 08:25:57	Dark	47.000	141	Bet Ara	2.8400	4600.0	94	42045	No
118	GOM_NL__2PRFIN20100316_083224_000000552087_00408_42045_9781.N1	16-MAR-2010 08:32:24	Dark	55.000	4	Alp1Cen	-0.010000	5800.0	110	42045	No
119	GOM_NL__2PRFIN20100316_083420_000000462087_00408_42045_9782.N1	16-MAR-2010 08:34:20	Dark	46.000	78	Alp Lup	2.3040	28000.	92	42045	No
120	GOM_NL__2PRFIN20100316_083547_000000492087_00408_42045_9783.N1	16-MAR-2010 08:35:47	Dark	48.500	81	Eta Cen	2.3560	28000.	97	42045	No
121	GOM_NL__2PRFIN20100316_083855_000000622087_00408_42045_9784.N1	16-MAR-2010 08:38:55	Straylight	62.000	54	5The Cen	2.0550	4500.0	124	42045	No
122	GOM_NL__2PRFIN20100316_084045_000000532087_00408_42045_9785.N1	16-MAR-2010 08:40:45	Straylight	53.000	123	lot Cen	2.7500	10200.	106	42045	No
123	GOM_NL__2PRFIN20100316_084633_000000532087_00408_42045_9786.N1	16-MAR-2010 08:46:33	Straylight	53.000	106	9Bet Crv	2.6480	5600.0	106	42045	No
124	GOM_NL__2PRFIN20100316_084853_000000462087_00408_42045_9787.N1	16-MAR-2010 08:48:53	Twi_and_stray	45.500	100	4Gam Crv	2.5800	13100.	91	42045	No
125	GOM_NL__2PRFIN20100316_090031_000000422087_00408_42045_9788.N1	16-MAR-2010 09:00:31	Bright	41.500	51	41Gam1Leo	2.0100	4500.0	83	42045	No
126	GOM_NL__2PRFIN20100316_090816_000000412087_00408_42045_9789.N1	16-MAR-2010 09:08:16	Bright	40.500	174	52Psi UMa	3.0040	4400.0	81	42045	No
127	GOM_NL__2PRFIN20100316_091127_000000362087_00408_42045_9790.N1	16-MAR-2010 09:11:27	Bright	36.000	82	48Bet UMa	2.3650	10600.	72	42045	No
128	GOM_NL__2PRFIN20100316_091257_000000392087_00408_42045_9791.N1	16-MAR-2010 09:12:57	Bright	38.500	36	50Alp UMa	1.8000	6300.0	77	42045	No
129	GOM_NL__2PRFIN20100316_091432_000000662087_00408_42045_9792.N1	16-MAR-2010 09:14:32	Bright	66.000	32	77Eps UMa	1.7630	11000.	132	42045	No
130	GOM_NL__2PRFIN20100316_092001_000000432087_00408_42045_9793.N1	16-MAR-2010 09:20:01	Bright	42.500	60	7Bet UMi	2.0810	3950.0	85	42045	No
131	GOM_NL__2PRFIN20100316_092405_000000502087_00408_42045_9794.N1	16-MAR-2010 09:24:05	Bright	49.500	119	14Eta Dra	2.7270	4700.0	99	42045	No
132	GOM_NL__2PRFIN20100316_093002_000000332087_00408_42045_9795.N1	16-MAR-2010 09:30:02	Twi_and_stray	33.000	69	33Gam Dra	2.2310	3800.0	66	42045	No
133	GOM_NL__2PRFIN20100316_093315_000000342087_00408_42045_9796.N1	16-MAR-2010 09:33:15	Bright	34.000	19	50Alp Cyg	1.2460	10500.	68	42045	No
134	GOM_NL__2PRFIN20100316_093449_000000362087_00408_42045_9797.N1	16-MAR-2010 09:34:49	Bright	36.000	66	37Gam Cyg	2.2080	5900.0	72	42045	No
135	GOM_NL__2PRFIN20100316_093632_000000372087_00408_42045_9798.N1	16-MAR-2010 09:36:32	Bright	37.000	92	53Eps Cyg	2.5000	4500.0	74	42045	No
136	GOM_NL__2PRFIN20100316_094453_000000522087_00408_42045_9799.N1	16-MAR-2010 09:44:53	Twi_and_stray	51.500	11	53Alp Aql	0.76500	8000.0	103	42045	No
137	GOM_NL__2PRFIN20100316_095503_000000482087_00408_42045_9800.N1	16-MAR-2010 09:55:03	Dark	47.500	155	41Pi Sgr	2.9000	6600.0	95	42045	No
138	GOM_NL__2PRFIN20100316_095706_000000462087_00408_42045_9801.N1	16-MAR-2010 09:57:06	Dark	46.000	57	34Sig Sgr	2.0660	26000.	92	42045	No
139	GOM_NL__2PRFIN20100316_095829_000000502087_00408_42045_9802.N1	16-MAR-2010 09:58:29	Dark	50.000	137	22Lam Sgr	2.8240	4400.0	100	42045	No
140	GOM_NL__2PRFIN20100316_100034_000000482087_00408_42045_9803.N1	16-MAR-2010 10:00:34	Dark	48.000	38	20Eps Sgr	1.8360	11000.	96	42045	No
141	GOM_NL__2PRFIN20100316_100634_000000422087_00409_42046_9808.N1	16-MAR-2010 10:06:34	Dark	41.500	141	Bet Ara	2.8400	4600.0	83	42046	No
142	GOM_NL__2PRFIN20100316_101300_000000442087_00409_42046_9809.N1	16-MAR-2010 10:13:00	Dark	43.500	4	Alp1Cen	-0.010000	5800.0	87	42046	No
143	GOM_NL__2PRFIN20100316_101457_000000502087_00409_42046_9810.N1	16-MAR-2010 10:14:57	Dark	49.500	78	Alp Lup	2.3040	28000.	99	42046	No
144	GOM_NL__2PRFIN20100316_101624_000000512087_00409_42046_9811.N1	16-MAR-2010 10:16:24	Dark	51.000	81	Eta Cen	2.3560	28000.	102	42046	No
145	GOM_NL__2PRFIN20100316_101931_000000562087_00409_42046_9812.N1	16-MAR-2010 10:19:31	Straylight	55.500	54	5The Cen	2.0550	4500.0	111	42046	No
146	GOM_NL__2PRFIN20100316_102122_000000502087_00409_42046_9813.N1	16-MAR-2010 10:21:22	Straylight	49.500	123	lot Cen	2.7500	10200.	99	42046	No
147	GOM_NL__2PRFIN20100316_102709_000000512087_00409_42046_9814.N1	16-MAR-2010 10:27:09	Straylight	51.000	106	9Bet Crv	2.6480	5600.0	102	42046	No
148	GOM_NL__2PRFIN20100316_102929_000000482087_00409_42046_9815.N1	16-MAR-2010 10:29:29	Twi_and_stray	48.000	100	4Gam Crv	2.5800	13100.	96	42046	No
149	GOM_NL__2PRFIN20100316_104107_000000402087_00409_42046_9816.N1	16-MAR-2010 10:41:07	Bright	39.500	51	41Gam1Leo	2.0100	4500.0	79	42046	No
150	GOM_NL__2PRFIN20100316_104852_000000412087_00409_42046_9817.N1	16-MAR-2010 10:48:52	Bright	41.000	174	52Psi UMa	3.0040	4400.0	82	42046	No
151	GOM_NL__2PRFIN20100316_105203_000000392087_00409_42046_9818.N1	16-MAR-2010 10:52:03	Bright	38.500	82	48Bet UMa	2.3650	10600.	77	42046	No
152	GOM_NL__2PRFIN20100316_105332_000000552087_00409_42046_9819.N1	16-MAR-2010 10:53:32	Bright	55.000	36	50Alp UMa	1.8000	6300.0	110	42046	No
153	GOM_NL__2PRFIN20100316_105507_000000462087_00409_42046_9820.N1	16-MAR-2010 10:55:07	Bright	46.000	32	77Eps UMa	1.7630	11000.	92	42046	No
154	GOM_NL__2PRFIN20100316_110036_000000382087_00409_42046_9821.N1	16-MAR-2010 11:00:36	Bright	38.000	60	7Bet UMi	2.0810	3950.0	76	42046	No
155	GOM_NL__2PRFIN20100316_110441_000000502087_00409_42046_9822.N1	16-MAR-2010 11:04:41	Bright	49.500	119	14Eta Dra	2.7270	4700.0	99	42046	No
156	GOM_NL__2PRFIN20100316_111037_000000282087_00409_42046_9823.N1	16-MAR-2010 11:10:37	Twi_and_stray	28.000	69	33Gam Dra	2.2310	3800.0	56	42046	No
157	GOM_NL__2PRFIN20100316_111351_000000422087_00409_42046_9824.N1	16-MAR-2010 11:13:51	Bright	42.000	19	50Alp Cyg	1.2460	10500.	84	42046	No
158	GOM_NL__2PRFIN20100316_111525_000000392087_00409_42046_9825.N1	16-MAR-2010 11:15:25	Bright	39.000	66	37Gam Cyg	2.2080	5900.0	78	42046	No
159	GOM_NL__2PRFIN20100316_111708_000000382087_00409_42046_9826.N1	16-MAR-2010 11:17:08	Bright	37.500	92	53Eps Cyg	2.5000	4500.0	75	42046	No
160	GOM_NL__2PRFIN20100316_112529_000000492087_00409_42046_9827.N1	16-MAR-2010 11:25:29	Twi_and_stray	48.500	11	53Alp Aql	0.76500	8000.0	97	42046	No

161	GOM_NL__2PRFIN20100316_113540_000000472087_00409_42046_9828.N1	16-MAR-2010 11:35:40	Dark	46.500	155	41Pi Sgr	2.9000	6600.0	93	42046	No
162	GOM_NL__2PRFIN20100316_113743_000000502087_00409_42046_9829.N1	16-MAR-2010 11:37:43	Dark	50.000	57	34Sig Sgr	2.0660	26000.	100	42046	No
163	GOM_NL__2PRFIN20100316_114111_000000472087_00409_42046_9830.N1	16-MAR-2010 11:41:11	Dark	47.000	38	20Eps Sgr	1.8360	11000.	94	42046	No
164	GOM_NL__2PRFIN20100316_114710_000000412087_00410_42047_9816.N1	16-MAR-2010 11:47:10	Dark	41.000	141	Bet Ara	2.8400	4600.0	82	42047	No
165	GOM_NL__2PRFIN20100316_115336_000000422087_00410_42047_9817.N1	16-MAR-2010 11:53:36	Dark	42.000	4	Alp1Cen	-0.010000	5800.0	84	42047	No
166	GOM_NL__2PRFIN20100316_115534_000000482087_00410_42047_9818.N1	16-MAR-2010 11:55:34	Dark	47.500	78	Alp Lup	2.3040	28000.	95	42047	No
167	GOM_NL__2PRFIN20100316_115701_000000512087_00410_42047_9819.N1	16-MAR-2010 11:57:01	Dark	51.000	81	Eta Cen	2.3560	28000.	102	42047	No
168	GOM_NL__2PRFIN20100316_120008_000000602087_00410_42047_9820.N1	16-MAR-2010 12:00:08	Straylight	59.500	54	5The Cen	2.0550	4500.0	119	42047	No
169	GOM_NL__2PRFIN20100316_120158_000000482087_00410_42047_9821.N1	16-MAR-2010 12:01:58	Straylight	47.500	123	lot Cen	2.7500	10200.	95	42047	No
170	GOM_NL__2PRFIN20100316_120745_000000542087_00410_42047_9822.N1	16-MAR-2010 12:07:45	Straylight	53.500	106	9Bet Crv	2.6480	5600.0	107	42047	No
171	GOM_NL__2PRFIN20100316_121005_000000492087_00410_42047_9823.N1	16-MAR-2010 12:10:05	Tw_i_and_stray	48.500	100	4Gam Crv	2.5800	13100.	97	42047	No
172	GOM_NL__2PRFIN20100316_122142_000000392087_00410_42047_9824.N1	16-MAR-2010 12:21:42	Bright	39.000	51	41Gam1Leo	2.0100	4500.0	78	42047	No
173	GOM_NL__2PRFIN20100316_122927_000000392087_00410_42047_9825.N1	16-MAR-2010 12:29:27	Bright	39.000	174	52Psi UMa	3.0040	4400.0	78	42047	No
174	GOM_NL__2PRFIN20100316_123238_000000372087_00410_42047_9826.N1	16-MAR-2010 12:32:38	Bright	36.500	82	48Bet UMa	2.3650	10600.	73	42047	No
175	GOM_NL__2PRFIN20100316_123408_000000382087_00410_42047_9827.N1	16-MAR-2010 12:34:08	Bright	38.000	36	50Alp UMa	1.8000	6300.0	76	42047	No
176	GOM_NL__2PRFIN20100316_123542_000000442087_00410_42047_9828.N1	16-MAR-2010 12:35:42	Bright	44.000	32	77Eps UMa	1.7630	11000.	88	42047	No
177	GOM_NL__2PRFIN20100316_124112_000000412087_00410_42047_9829.N1	16-MAR-2010 12:41:12	Bright	40.500	60	7Bet UMi	2.0810	3950.0	81	42047	No
178	GOM_NL__2PRFIN20100316_124516_000000462087_00410_42047_9830.N1	16-MAR-2010 12:45:16	Bright	46.000	119	14Eta Dra	2.7270	4700.0	92	42047	No
179	GOM_NL__2PRFIN20100316_125113_000000282087_00410_42047_9831.N1	16-MAR-2010 12:51:13	Tw_i_and_stray	28.000	69	33Gam Dra	2.2310	3800.0	56	42047	No
180	GOM_NL__2PRFIN20100316_125427_000000392087_00410_42047_9832.N1	16-MAR-2010 12:54:27	Bright	38.500	19	50Alp Cyg	1.2460	10500.	77	42047	No
181	GOM_NL__2PRFIN20100316_125601_000000412087_00410_42047_9833.N1	16-MAR-2010 12:56:01	Bright	40.500	66	37Gam Cyg	2.2080	5900.0	81	42047	No
182	GOM_NL__2PRFIN20100316_125744_000000442087_00410_42047_9834.N1	16-MAR-2010 12:57:44	Bright	44.000	92	53Eps Cyg	2.5000	4500.0	88	42047	No
183	GOM_NL__2PRFIN20100316_130606_000000502087_00410_42047_9835.N1	16-MAR-2010 13:06:06	Tw_i_and_stray	50.000	11	53Alp Aql	0.76500	8000.0	100	42047	No
184	GOM_NL__2PRFIN20100316_131617_000000452087_00410_42047_9836.N1	16-MAR-2010 13:16:17	Dark	45.000	155	41Pi Sgr	2.9000	6600.0	90	42047	No
185	GOM_NL__2PRFIN20100316_131819_000000492087_00410_42047_9837.N1	16-MAR-2010 13:18:19	Dark	48.500	57	34Sig Sgr	2.0660	26000.	97	42047	No
186	GOM_NL__2PRFIN20100316_132148_000000462087_00410_42047_9838.N1	16-MAR-2010 13:21:48	Dark	46.000	38	20Eps Sgr	1.8360	11000.	92	42047	No
187	GOM_NL__2PRFIN20100316_132747_000000412087_00411_42048_9827.N1	16-MAR-2010 13:27:47	Dark	41.000	141	Bet Ara	2.8400	4600.0	82	42048	No
188	GOM_NL__2PRFIN20100316_133413_000000552087_00411_42048_9828.N1	16-MAR-2010 13:34:13	Dark	55.000	4	Alp1Cen	-0.010000	5800.0	110	42048	No
189	GOM_NL__2PRFIN20100316_133610_000000472087_00411_42048_9829.N1	16-MAR-2010 13:36:10	Dark	46.500	78	Alp Lup	2.3040	28000.	93	42048	No
190	GOM_NL__2PRFIN20100316_133737_000000492087_00411_42048_9830.N1	16-MAR-2010 13:37:37	Dark	49.000	81	Eta Cen	2.3560	28000.	98	42048	No
191	GOM_NL__2PRFIN20100316_134045_000000612087_00411_42048_9831.N1	16-MAR-2010 13:40:45	Straylight	60.500	54	5The Cen	2.0550	4500.0	121	42048	No
192	GOM_NL__2PRFIN20100316_134235_000000482087_00411_42048_9832.N1	16-MAR-2010 13:42:35	Straylight	47.500	123	lot Cen	2.7500	10200.	95	42048	No
193	GOM_NL__2PRFIN20100316_134822_000000542087_00411_42048_9833.N1	16-MAR-2010 13:48:22	Straylight	53.500	106	9Bet Crv	2.6480	5600.0	107	42048	No
194	GOM_NL__2PRFIN20100316_135041_000000512087_00411_42048_9834.N1	16-MAR-2010 13:50:41	Tw_i_and_stray	51.000	100	4Gam Crv	2.5800	13100.	102	42048	No
195	GOM_NL__2PRFIN20100316_140218_000000382087_00411_42048_9835.N1	16-MAR-2010 14:02:18	Bright	38.000	51	41Gam1Leo	2.0100	4500.0	76	42048	No
196	GOM_NL__2PRFIN20100316_141003_000000412087_00411_42048_9836.N1	16-MAR-2010 14:10:03	Bright	41.000	174	52Psi UMa	3.0040	4400.0	82	42048	No
197	GOM_NL__2PRFIN20100316_141314_000000402087_00411_42048_9837.N1	16-MAR-2010 14:13:14	Bright	39.500	82	48Bet UMa	2.3650	10600.	79	42048	No
198	GOM_NL__2PRFIN20100316_141444_000000402087_00411_42048_9838.N1	16-MAR-2010 14:14:44	Bright	39.500	36	50Alp UMa	1.8000	6300.0	79	42048	No
199	GOM_NL__2PRFIN20100316_141618_000000442087_00411_42048_9839.N1	16-MAR-2010 14:16:18	Bright	44.000	32	77Eps UMa	1.7630	11000.	88	42048	No
200	GOM_NL__2PRFIN20100316_142148_000000372087_00411_42048_9840.N1	16-MAR-2010 14:21:48	Bright	37.000	60	7Bet UMi	2.0810	3950.0	74	42048	No
201	GOM_NL__2PRFIN20100316_142551_000000492087_00411_42048_9841.N1	16-MAR-2010 14:25:51	Bright	49.000	119	14Eta Dra	2.7270	4700.0	98	42048	No
202	GOM_NL__2PRFIN20100316_143503_000000352087_00411_42048_9842.N1	16-MAR-2010 14:35:03	Bright	34.500	19	50Alp Cyg	1.2460	10500.	69	42048	No
203	GOM_NL__2PRFIN20100316_143637_000000372087_00411_42048_9843.N1	16-MAR-2010 14:36:37	Bright	37.000	66	37Gam Cyg	2.2080	5900.0	74	42048	No
204	GOM_NL__2PRFIN20100316_143820_000000372087_00411_42048_9844.N1	16-MAR-2010 14:38:20	Bright	36.500	92	53Eps Cyg	2.5000	4500.0	73	42048	No
205	GOM_NL__2PRFIN20100316_144642_000000512087_00411_42048_9845.N1	16-MAR-2010 14:46:42	Tw_i_and_stray	50.500	11	53Alp Aql	0.76500	8000.0	101	42048	No
206	GOM_NL__2PRFIN20100316_145654_000000472087_00411_42048_9846.N1	16-MAR-2010 14:56:54	Dark	47.000	155	41Pi Sgr	2.9000	6600.0	94	42048	No
207	GOM_NL__2PRFIN20100316_145856_000000462087_00411_42048_9847.N1	16-MAR-2010 14:58:56	Dark	46.000	57	34Sig Sgr	2.0660	26000.	92	42048	No
208	GOM_NL__2PRFIN20100316_150020_000000572087_00411_42048_9848.N1	16-MAR-2010 15:00:20	Dark	56.500	137	22Lam Sgr	2.8240	4400.0	113	42048	No
209	GOM_NL__2PRFIN20100316_150225_000000492087_00411_42048_9849.N1	16-MAR-2010 15:02:25	Dark	48.500	38	20Eps Sgr	1.8360	11000.	97	42048	No
210	GOM_NL__2PRFIN20100316_150823_000000442087_00412_42049_9835.N1	16-MAR-2010 15:08:23	Dark	44.000	141	Bet Ara	2.8400	4600.0	88	42049	No
211	GOM_NL__2PRFIN20100316_151449_000000422087_00412_42049_9836.N1	16-MAR-2010 15:14:49	Dark	42.000	4	Alp1Cen	-0.010000	5800.0	84	42049	No
212	GOM_NL__2PRFIN20100316_151647_000000462087_00412_42049_9837.N1	16-MAR-2010 15:16:47	Dark	46.000	78	Alp Lup	2.3040	28000.	92	42049	No
213	GOM_NL__2PRFIN20100316_151814_000000492087_00412_42049_9838.N1	16-MAR-2010 15:18:14	Dark	49.000	81	Eta Cen	2.3560	28000.	98	42049	No
214	GOM_NL__2PRFIN20100316_152122_000000602087_00412_42049_9839.N1	16-MAR-2010 15:21:22	Straylight	60.000	54	5The Cen	2.0550	4500.0	120	42049	No
215	GOM_NL__2PRFIN20100316_152311_000000512087_00412_42049_9840.N1	16-MAR-2010 15:23:11	Straylight	50.500	123	lot Cen	2.7500	10200.	101	42049	No
216	GOM_NL__2PRFIN20100316_152858_000000532087_00412_42049_9841.N1	16-MAR-2010 15:28:58	Straylight	52.500	106	9Bet Crv	2.6480	5600.0	105	42049	No
217	GOM_NL__2PRFIN20100316_153117_000000482087_00412_42049_9842.N1	16-MAR-2010 15:31:17	Tw_i_and_stray	48.000	100	4Gam Crv	2.5800	13100.	96	42049	No
218	GOM_NL__2PRFIN20100316_154254_000000382087_00412_42049_9843.N1	16-MAR-2010 15:42:54	Bright	37.500	51	41Gam1Leo	2.0100	4500.0	75	42049	No
219	GOM_NL__2PRFIN20100316_155039_000000582087_00412_42049_9844.N1	16-MAR-2010 15:50:39	Bright	58.000	174	52Psi UMa	3.0040	4400.0	116	42049	No

220	GOM_NL__2PRFIN20100316_155350_000000382087_00412_42049_9845.N1	16-MAR-2010 15:53:50	Bright	37.500	82	48Bet UMa	2.3650	10600.	75	42049	No
221	GOM_NL__2PRFIN20100316_155519_000000372087_00412_42049_9846.N1	16-MAR-2010 15:55:19	Bright	37.000	36	50Alp UMa	1.8000	6300.0	74	42049	No
222	GOM_NL__2PRFIN20100316_155653_000000462087_00412_42049_9847.N1	16-MAR-2010 15:56:53	Bright	45.500	32	77Eps UMa	1.7630	11000.	91	42049	No
223	GOM_NL__2PRFIN20100316_160223_000000432087_00412_42049_9848.N1	16-MAR-2010 16:02:23	Bright	43.000	60	7Bet UMi	2.0810	3950.0	86	42049	No
224	GOM_NL__2PRFIN20100316_160627_000000502087_00412_42049_9849.N1	16-MAR-2010 16:06:27	Bright	49.500	119	14Eta Dra	2.7270	4700.0	99	42049	No
225	GOM_NL__2PRFIN20100316_161539_000000372087_00412_42049_9850.N1	16-MAR-2010 16:15:39	Bright	36.500	19	50Alp Cyg	1.2460	10500.	73	42049	No
226	GOM_NL__2PRFIN20100316_161713_000000392087_00412_42049_9851.N1	16-MAR-2010 16:17:13	Bright	39.000	66	37Gam Cyg	2.2080	5900.0	78	42049	No
227	GOM_NL__2PRFIN20100316_161856_000000372087_00412_42049_9852.N1	16-MAR-2010 16:18:56	Bright	37.000	92	53Eps Cyg	2.5000	4500.0	74	42049	No
228	GOM_NL__2PRFIN20100316_162718_000000522087_00412_42049_9853.N1	16-MAR-2010 16:27:18	Twi_and_stray	51.500	11	53Alp Aql	0.76500	8000.0	103	42049	No
229	GOM_NL__2PRFIN20100316_163731_000000472087_00412_42049_9854.N1	16-MAR-2010 16:37:31	Dark	46.500	155	41Pi Sgr	2.9000	6600.0	93	42049	No
230	GOM_NL__2PRFIN20100316_163933_000000462087_00412_42049_9855.N1	16-MAR-2010 16:39:33	Dark	46.000	57	34Sig Sgr	2.0660	26000.	92	42049	No
231	GOM_NL__2PRFIN20100316_164057_000000492087_00412_42049_9856.N1	16-MAR-2010 16:40:57	Dark	49.000	137	22Lam Sgr	2.8240	4400.0	98	42049	No
232	GOM_NL__2PRFIN20100316_164301_000000462087_00412_42049_9857.N1	16-MAR-2010 16:43:01	Dark	46.000	38	20Eps Sgr	1.8360	11000.	92	42049	No
233	GOM_NL__2PRFIN20100316_164900_000000412087_00413_42050_9844.N1	16-MAR-2010 16:49:00	Dark	41.000	141	Bet Ara	2.8400	4600.0	82	42050	No
234	GOM_NL__2PRFIN20100316_165526_000000422087_00413_42050_9845.N1	16-MAR-2010 16:55:26	Dark	41.500	4	Alp1Cen	-0.010000	5800.0	83	42050	No
235	GOM_NL__2PRFIN20100316_165724_000000502087_00413_42050_9846.N1	16-MAR-2010 16:57:24	Dark	49.500	78	Alp Lup	2.3040	28000.	99	42050	No
236	GOM_NL__2PRFIN20100316_165851_000000512087_00413_42050_9847.N1	16-MAR-2010 16:58:51	Dark	51.000	81	Eta Cen	2.3560	28000.	102	42050	No
237	GOM_NL__2PRFIN20100316_170158_000000612087_00413_42050_9848.N1	16-MAR-2010 17:01:58	Straylight	61.000	54	5The Cen	2.0550	4500.0	122	42050	No
238	GOM_NL__2PRFIN20100316_170347_000000502087_00413_42050_9849.N1	16-MAR-2010 17:03:47	Straylight	49.500	123	lot Cen	2.7500	10200.	99	42050	No
239	GOM_NL__2PRFIN20100316_170934_000000532087_00413_42050_9850.N1	16-MAR-2010 17:09:34	Straylight	52.500	106	9Bet Crv	2.6480	5600.0	105	42050	No
240	GOM_NL__2PRFIN20100316_171153_000000522087_00413_42050_9851.N1	16-MAR-2010 17:11:53	Twi_and_stray	51.500	100	4Gam Crv	2.5800	13100.	103	42050	No
241	GOM_NL__2PRFIN20100316_172330_000000382087_00413_42050_9852.N1	16-MAR-2010 17:23:30	Bright	38.000	51	41Gam1Leo	2.0100	4500.0	76	42050	No
242	GOM_NL__2PRFIN20100316_173114_000000412087_00413_42050_9853.N1	16-MAR-2010 17:31:14	Bright	41.000	174	52Psi UMa	3.0040	4400.0	82	42050	No
243	GOM_NL__2PRFIN20100316_173426_000000382087_00413_42050_9854.N1	16-MAR-2010 17:34:26	Bright	37.500	82	48Bet UMa	2.3650	10600.	75	42050	No
244	GOM_NL__2PRFIN20100316_173555_000000402087_00413_42050_9855.N1	16-MAR-2010 17:35:55	Bright	39.500	36	50Alp UMa	1.8000	6300.0	79	42050	No
245	GOM_NL__2PRFIN20100316_173728_000000462087_00413_42050_9856.N1	16-MAR-2010 17:37:28	Bright	45.500	32	77Eps UMa	1.7630	11000.	91	42050	No
246	GOM_NL__2PRFIN20100316_174259_000000432087_00413_42050_9857.N1	16-MAR-2010 17:42:59	Bright	42.500	60	7Bet UMi	2.0810	3950.0	85	42050	No
247	GOM_NL__2PRFIN20100316_174702_000000512087_00413_42050_9858.N1	16-MAR-2010 17:47:02	Bright	50.500	119	14Eta Dra	2.7270	4700.0	101	42050	No
248	GOM_NL__2PRFIN20100316_175615_000000422087_00413_42050_9859.N1	16-MAR-2010 17:56:15	Bright	41.500	19	50Alp Cyg	1.2460	10500.	83	42050	No
249	GOM_NL__2PRFIN20100316_175749_000000402087_00413_42050_9860.N1	16-MAR-2010 17:57:49	Bright	40.000	66	37Gam Cyg	2.2080	5900.0	80	42050	No
250	GOM_NL__2PRFIN20100316_175932_000000372087_00413_42050_9861.N1	16-MAR-2010 17:59:32	Bright	36.500	92	53Eps Cyg	2.5000	4500.0	73	42050	No
251	GOM_NL__2PRFIN20100316_180755_000000482087_00413_42050_9862.N1	16-MAR-2010 18:07:55	Twi_and_stray	48.000	11	53Alp Aql	0.76500	8000.0	96	42050	No
252	GOM_NL__2PRFIN20100316_181807_000000462087_00413_42050_9863.N1	16-MAR-2010 18:18:07	Dark	45.500	155	41Pi Sgr	2.9000	6600.0	91	42050	No
253	GOM_NL__2PRFIN20100316_182010_000000472087_00413_42050_9864.N1	16-MAR-2010 18:20:10	Dark	47.000	57	34Sig Sgr	2.0660	26000.	94	42050	No
254	GOM_NL__2PRFIN20100316_182134_000000512087_00413_42050_9865.N1	16-MAR-2010 18:21:34	Dark	51.000	137	22Lam Sgr	2.8240	4400.0	102	42050	No
255	GOM_NL__2PRFIN20100316_182338_000000522087_00413_42050_9866.N1	16-MAR-2010 18:23:38	Dark	51.500	38	20Eps Sgr	1.8360	11000.	103	42050	No
256	GOM_NL__2PRFIN20100316_182937_000000452087_00414_42051_9852.N1	16-MAR-2010 18:29:37	Dark	45.000	141	Bet Ara	2.8400	4600.0	90	42051	No
257	GOM_NL__2PRFIN20100316_183602_000000492087_00414_42051_9853.N1	16-MAR-2010 18:36:02	Dark	48.500	4	Alp1Cen	-0.010000	5800.0	97	42051	No
258	GOM_NL__2PRFIN20100316_183801_000000462087_00414_42051_9854.N1	16-MAR-2010 18:38:01	Dark	46.000	78	Alp Lup	2.3040	28000.	92	42051	No
259	GOM_NL__2PRFIN20100316_183928_000000522087_00414_42051_9855.N1	16-MAR-2010 18:39:28	Dark	51.500	81	Eta Cen	2.3560	28000.	103	42051	No
260	GOM_NL__2PRFIN20100316_184236_000000572087_00414_42051_9856.N1	16-MAR-2010 18:42:36	Straylight	57.000	54	5The Cen	2.0550	4500.0	114	42051	No
261	GOM_NL__2PRFIN20100316_184424_000000482087_00414_42051_9857.N1	16-MAR-2010 18:44:24	Straylight	47.500	123	lot Cen	2.7500	10200.	95	42051	No
262	GOM_NL__2PRFIN20100316_185010_000000542087_00414_42051_9858.N1	16-MAR-2010 18:50:10	Straylight	53.500	106	9Bet Crv	2.6480	5600.0	107	42051	No
263	GOM_NL__2PRFIN20100316_185229_000000512087_00414_42051_9859.N1	16-MAR-2010 18:52:29	Twi_and_stray	51.000	100	4Gam Crv	2.5800	13100.	102	42051	No
264	GOM_NL__2PRFIN20100316_190406_000000382087_00414_42051_9860.N1	16-MAR-2010 19:04:06	Bright	38.000	51	41Gam1Leo	2.0100	4500.0	76	42051	No
265	GOM_NL__2PRFIN20100316_191150_000000402087_00414_42051_9861.N1	16-MAR-2010 19:11:50	Bright	39.500	174	52Psi UMa	3.0040	4400.0	79	42051	No
266	GOM_NL__2PRFIN20100316_191501_000000512087_00414_42051_9862.N1	16-MAR-2010 19:15:01	Bright	51.000	82	48Bet UMa	2.3650	10600.	102	42051	No
267	GOM_NL__2PRFIN20100316_191631_000000432087_00414_42051_9863.N1	16-MAR-2010 19:16:31	Bright	43.000	36	50Alp UMa	1.8000	6300.0	86	42051	No
268	GOM_NL__2PRFIN20100316_191804_000000462087_00414_42051_9864.N1	16-MAR-2010 19:18:04	Bright	45.500	32	77Eps UMa	1.7630	11000.	91	42051	No
269	GOM_NL__2PRFIN20100316_192334_000000392087_00414_42051_9865.N1	16-MAR-2010 19:23:34	Bright	39.000	60	7Bet UMi	2.0810	3950.0	78	42051	No
270	GOM_NL__2PRFIN20100316_192737_000000502087_00414_42051_9866.N1	16-MAR-2010 19:27:37	Bright	49.500	119	14Eta Dra	2.7270	4700.0	99	42051	No
271	GOM_NL__2PRFIN20100316_193651_000000362087_00414_42051_9867.N1	16-MAR-2010 19:36:51	Bright	35.500	19	50Alp Cyg	1.2460	10500.	71	42051	No
272	GOM_NL__2PRFIN20100316_193825_000000392087_00414_42051_9868.N1	16-MAR-2010 19:38:25	Bright	39.000	66	37Gam Cyg	2.2080	5900.0	78	42051	No
273	GOM_NL__2PRFIN20100316_194009_000000372087_00414_42051_9869.N1	16-MAR-2010 19:40:09	Bright	37.000	92	53Eps Cyg	2.5000	4500.0	74	42051	No
274	GOM_NL__2PRFIN20100316_194831_000000522087_00414_42051_9870.N1	16-MAR-2010 19:48:31	Twi_and_stray	51.500	11	53Alp Aql	0.76500	8000.0	103	42051	No
275	GOM_NL__2PRFIN20100316_195844_000000482087_00414_42051_9871.N1	16-MAR-2010 19:58:44	Dark	47.500	155	41Pi Sgr	2.9000	6600.0	95	42051	No
276	GOM_NL__2PRFIN20100316_200047_000000492087_00414_42051_9872.N1	16-MAR-2010 20:00:47	Dark	49.000	57	34Sig Sgr	2.0660	26000.	98	42051	No
277	GOM_NL__2PRFIN20100316_200211_000000532087_00414_42051_9873.N1	16-MAR-2010 20:02:11	Dark	53.000	137	22Lam Sgr	2.8240	4400.0	106	42051	No
278	GOM_NL__2PRFIN20100316_200415_000000482087_00414_42051_9874.N1	16-MAR-2010 20:04:15	Dark	48.000	38	20Eps Sgr	1.8360	11000.	96	42051	No

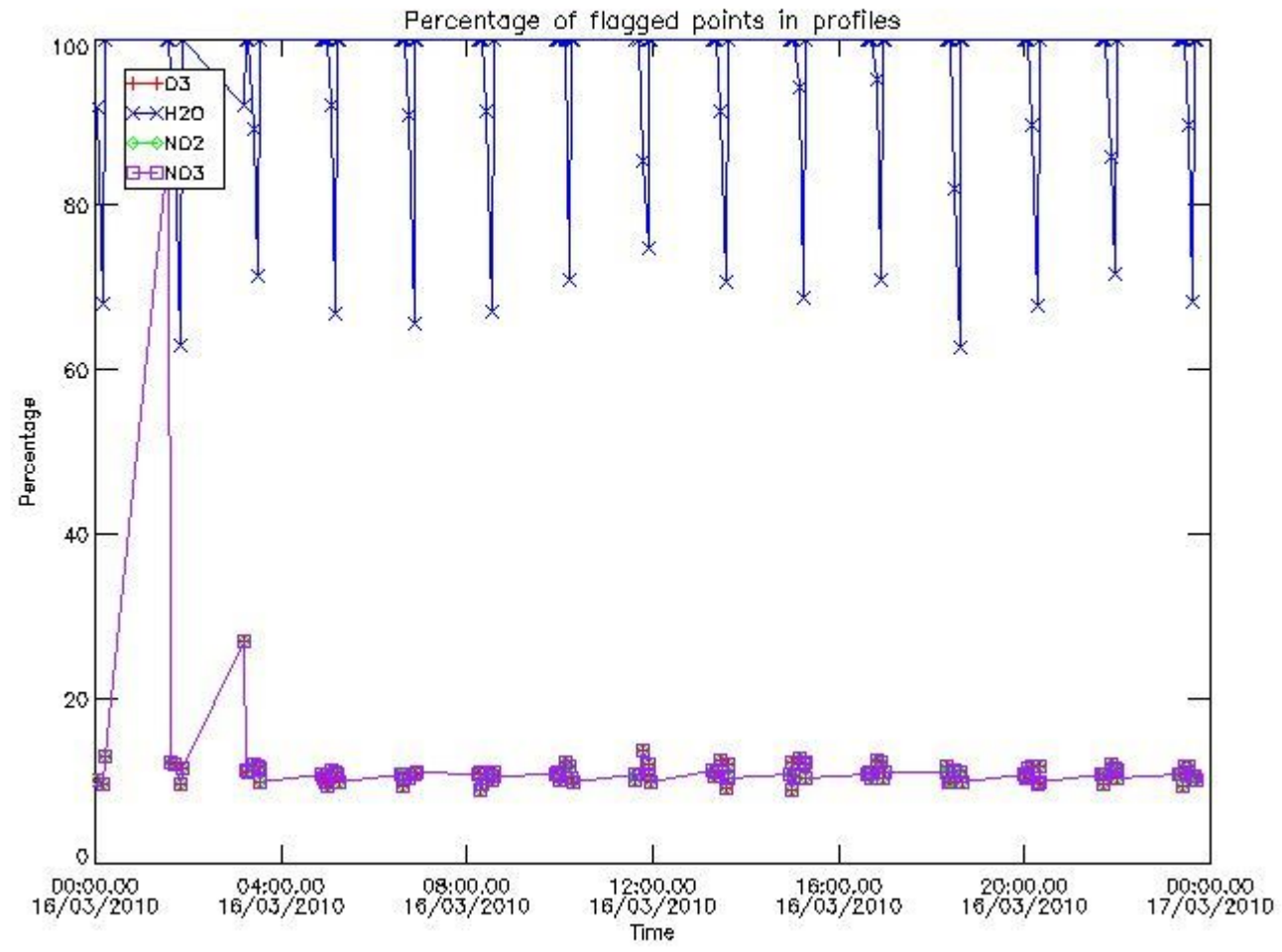
279	GOM_NL__2PRFIN20100316_201014_000000442087_00415_42052_9860.N1	16-MAR-2010 20:10:14	Dark	43.500	141	Bet Ara	2.8400	4600.0	87	42052	No
280	GOM_NL__2PRFIN20100316_201639_000000532087_00415_42052_9861.N1	16-MAR-2010 20:16:39	Dark	53.000	4	Alp1Cen	-0.010000	5800.0	106	42052	No
281	GOM_NL__2PRFIN20100316_201837_000000472087_00415_42052_9862.N1	16-MAR-2010 20:18:37	Dark	47.000	78	Alp Lup	2.3040	28000.	94	42052	No
282	GOM_NL__2PRFIN20100316_202005_000000512087_00415_42052_9863.N1	16-MAR-2010 20:20:05	Dark	51.000	81	Eta Cen	2.3560	28000.	102	42052	No
283	GOM_NL__2PRFIN20100316_202312_000000622087_00415_42052_9864.N1	16-MAR-2010 20:23:12	Straylight	61.500	54	5The Cen	2.0550	4500.0	123	42052	No
284	GOM_NL__2PRFIN20100316_202501_000000492087_00415_42052_9865.N1	16-MAR-2010 20:25:01	Straylight	48.500	123	lot Cen	2.7500	10200.	97	42052	No
285	GOM_NL__2PRFIN20100316_203046_000000542087_00415_42052_9866.N1	16-MAR-2010 20:30:46	Straylight	53.500	106	9Bet Crv	2.6480	5600.0	107	42052	No
286	GOM_NL__2PRFIN20100316_203305_000000502087_00415_42052_9867.N1	16-MAR-2010 20:33:05	Tw_i_and_stray	50.000	100	4Gam Crv	2.5800	13100.	100	42052	No
287	GOM_NL__2PRFIN20100316_204442_000000382087_00415_42052_9868.N1	16-MAR-2010 20:44:42	Bright	37.500	51	41Gam1Leo	2.0100	4500.0	75	42052	No
288	GOM_NL__2PRFIN20100316_205226_000000402087_00415_42052_9869.N1	16-MAR-2010 20:52:26	Bright	40.000	174	52Psi UMa	3.0040	4400.0	80	42052	No
289	GOM_NL__2PRFIN20100316_205537_000000372087_00415_42052_9870.N1	16-MAR-2010 20:55:37	Bright	37.000	82	48Bet UMa	2.3650	10600.	74	42052	No
290	GOM_NL__2PRFIN20100316_205706_000000402087_00415_42052_9871.N1	16-MAR-2010 20:57:06	Bright	40.000	36	50Alp UMa	1.8000	6300.0	80	42052	No
291	GOM_NL__2PRFIN20100316_205839_000000462087_00415_42052_9872.N1	16-MAR-2010 20:58:39	Bright	46.000	32	77Eps UMa	1.7630	11000.	92	42052	No
292	GOM_NL__2PRFIN20100316_210410_000000432087_00415_42052_9873.N1	16-MAR-2010 21:04:10	Bright	43.000	60	7Bet UMi	2.0810	3950.0	86	42052	No
293	GOM_NL__2PRFIN20100316_210813_000000492087_00415_42052_9874.N1	16-MAR-2010 21:08:13	Bright	49.000	119	14Eta Dra	2.7270	4700.0	98	42052	No
294	GOM_NL__2PRFIN20100316_211727_000000392087_00415_42052_9875.N1	16-MAR-2010 21:17:27	Bright	38.500	19	50Alp Cyg	1.2460	10500.	77	42052	No
295	GOM_NL__2PRFIN20100316_211901_000000372087_00415_42052_9876.N1	16-MAR-2010 21:19:01	Bright	36.500	66	37Gam Cyg	2.2080	5900.0	73	42052	No
296	GOM_NL__2PRFIN20100316_212045_000000352087_00415_42052_9877.N1	16-MAR-2010 21:20:45	Bright	34.500	92	53Eps Cyg	2.5000	4500.0	69	42052	No
297	GOM_NL__2PRFIN20100316_212908_000000532087_00415_42052_9878.N1	16-MAR-2010 21:29:08	Tw_i_and_stray	52.500	11	53Alp Aql	0.76500	8000.0	105	42052	No
298	GOM_NL__2PRFIN20100316_213921_000000472087_00415_42052_9879.N1	16-MAR-2010 21:39:21	Dark	46.500	155	41Pi Sgr	2.9000	6600.0	93	42052	No
299	GOM_NL__2PRFIN20100316_214123_000000482087_00415_42052_9880.N1	16-MAR-2010 21:41:23	Dark	47.500	57	34Sig Sgr	2.0660	26000.	95	42052	No
300	GOM_NL__2PRFIN20100316_214248_000000582087_00415_42052_9881.N1	16-MAR-2010 21:42:48	Dark	57.500	137	22Lam Sgr	2.8240	4400.0	115	42052	No
301	GOM_NL__2PRFIN20100316_214452_000000472087_00415_42052_9882.N1	16-MAR-2010 21:44:52	Dark	46.500	38	20Eps Sgr	1.8360	11000.	93	42052	No
302	GOM_NL__2PRFIN20100316_215050_000000432087_00416_42053_9868.N1	16-MAR-2010 21:50:50	Dark	42.500	141	Bet Ara	2.8400	4600.0	85	42053	No
303	GOM_NL__2PRFIN20100316_215715_000000452087_00416_42053_9869.N1	16-MAR-2010 21:57:15	Dark	44.500	4	Alp1Cen	-0.010000	5800.0	89	42053	No
304	GOM_NL__2PRFIN20100316_215914_000000452087_00416_42053_9870.N1	16-MAR-2010 21:59:14	Dark	45.000	78	Alp Lup	2.3040	28000.	90	42053	No
305	GOM_NL__2PRFIN20100316_220042_000000502087_00416_42053_9871.N1	16-MAR-2010 22:00:42	Dark	49.500	81	Eta Cen	2.3560	28000.	99	42053	No
306	GOM_NL__2PRFIN20100316_220349_000000622087_00416_42053_9872.N1	16-MAR-2010 22:03:49	Straylight	61.500	54	5The Cen	2.0550	4500.0	123	42053	No
307	GOM_NL__2PRFIN20100316_220537_000000492087_00416_42053_9873.N1	16-MAR-2010 22:05:37	Straylight	49.000	123	lot Cen	2.7500	10200.	98	42053	No
308	GOM_NL__2PRFIN20100316_221123_000000552087_00416_42053_9874.N1	16-MAR-2010 22:11:23	Straylight	55.000	106	9Bet Crv	2.6480	5600.0	110	42053	No
309	GOM_NL__2PRFIN20100316_221341_000000522087_00416_42053_9875.N1	16-MAR-2010 22:13:41	Tw_i_and_stray	52.000	100	4Gam Crv	2.5800	13100.	104	42053	No
310	GOM_NL__2PRFIN20100316_222518_000000392087_00416_42053_9876.N1	16-MAR-2010 22:25:18	Bright	38.500	51	41Gam1Leo	2.0100	4500.0	77	42053	No
311	GOM_NL__2PRFIN20100316_223301_000000382087_00416_42053_9877.N1	16-MAR-2010 22:33:01	Bright	37.500	174	52Psi UMa	3.0040	4400.0	75	42053	No
312	GOM_NL__2PRFIN20100316_223613_000000382087_00416_42053_9878.N1	16-MAR-2010 22:36:13	Bright	38.000	82	48Bet UMa	2.3650	10600.	76	42053	No
313	GOM_NL__2PRFIN20100316_223742_000000392087_00416_42053_9879.N1	16-MAR-2010 22:37:42	Bright	38.500	36	50Alp UMa	1.8000	6300.0	77	42053	No
314	GOM_NL__2PRFIN20100316_223914_000000462087_00416_42053_9880.N1	16-MAR-2010 22:39:14	Bright	46.000	32	77Eps UMa	1.7630	11000.	92	42053	No
315	GOM_NL__2PRFIN20100316_224445_000000402087_00416_42053_9881.N1	16-MAR-2010 22:44:45	Bright	40.000	60	7Bet UMi	2.0810	3950.0	80	42053	No
316	GOM_NL__2PRFIN20100316_224848_000000482087_00416_42053_9882.N1	16-MAR-2010 22:48:48	Bright	48.000	119	14Eta Dra	2.7270	4700.0	96	42053	No
317	GOM_NL__2PRFIN20100316_225803_000000352087_00416_42053_9883.N1	16-MAR-2010 22:58:03	Bright	35.000	19	50Alp Cyg	1.2460	10500.	70	42053	No
318	GOM_NL__2PRFIN20100316_225937_000000412087_00416_42053_9884.N1	16-MAR-2010 22:59:37	Bright	40.500	66	37Gam Cyg	2.2080	5900.0	81	42053	No
319	GOM_NL__2PRFIN20100316_230121_000000382087_00416_42053_9885.N1	16-MAR-2010 23:01:21	Bright	38.000	92	53Eps Cyg	2.5000	4500.0	76	42053	No
320	GOM_NL__2PRFIN20100316_230943_000000542087_00416_42053_9886.N1	16-MAR-2010 23:09:43	Tw_i_and_stray	54.000	11	53Alp Aql	0.76500	8000.0	108	42053	No
321	GOM_NL__2PRFIN20100316_231957_000000472087_00416_42053_9887.N1	16-MAR-2010 23:19:57	Dark	46.500	155	41Pi Sgr	2.9000	6600.0	93	42053	No
322	GOM_NL__2PRFIN20100316_232200_000000472087_00416_42053_9888.N1	16-MAR-2010 23:22:00	Dark	46.500	57	34Sig Sgr	2.0660	26000.	93	42053	No
323	GOM_NL__2PRFIN20100316_232325_000000592087_00416_42053_9889.N1	16-MAR-2010 23:23:25	Dark	59.000	137	22Lam Sgr	2.8240	4400.0	118	42053	No
324	GOM_NL__2PRFIN20100316_232529_000000522087_00416_42053_9890.N1	16-MAR-2010 23:25:29	Dark	52.000	38	20Eps Sgr	1.8360	11000.	104	42053	No
325	GOM_NL__2PRFIN20100316_233127_000000442087_00417_42054_9876.N1	16-MAR-2010 23:31:27	Dark	43.500	141	Bet Ara	2.8400	4600.0	87	42054	No
326	GOM_NL__2PRFIN20100316_233752_000000572087_00417_42054_9877.N1	16-MAR-2010 23:37:52	Dark	57.000	4	Alp1Cen	-0.010000	5800.0	114	42054	No
327	GOM_NL__2PRFIN20100316_233951_000000482087_00417_42054_9878.N1	16-MAR-2010 23:39:51	Dark	48.000	78	Alp Lup	2.3040	28000.	96	42054	No
328	GOM_NL__2PRFIN20100316_234118_000000502087_00417_42054_9879.N1	16-MAR-2010 23:41:18	Dark	50.000	81	Eta Cen	2.3560	28000.	100	42054	No
329	GOM_NL__2PRFIN20100316_234425_000000592087_00417_42054_9880.N1	16-MAR-2010 23:44:25	Straylight	59.000	54	5The Cen	2.0550	4500.0	118	42054	No
330	GOM_NL__2PRFIN20100316_234614_000000482087_00417_42054_9881.N1	16-MAR-2010 23:46:14	Straylight	47.500	123	lot Cen	2.7500	10200.	95	42054	No
331	GOM_NL__2PRFIN20100316_235159_000000522087_00417_42054_9882.N1	16-MAR-2010 23:51:59	Straylight	51.500	106	9Bet Crv	2.6480	5600.0	103	42054	No
332	GOM_NL__2PRFIN20100316_235417_000000522087_00417_42054_9883.N1	16-MAR-2010 23:54:17	Tw_i_and_stray	52.000	100	4Gam Crv	2.5800	13100.	104	42054	No

3. Quality information per product

In this section it is plotted some information contained in the Quality Summary data set of

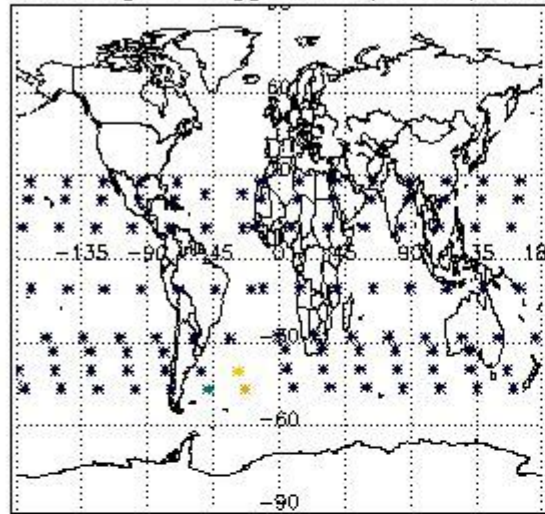
the level 2 products. Only products in dark limb conditions and without errors (error flag in the MPH set to "0") are used.

3.1 Plot quality information per product (time dependant)

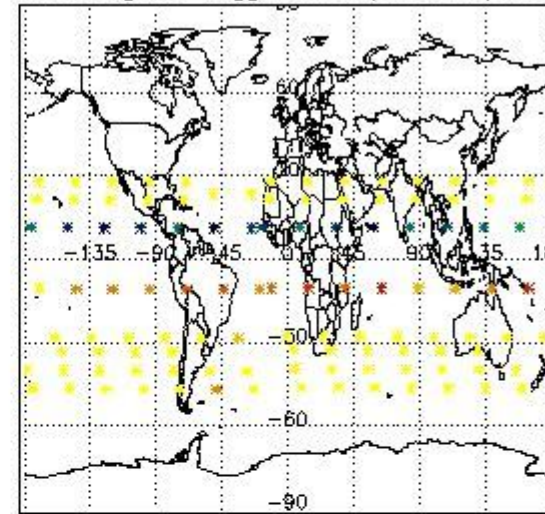


3.2 Plot quality information per product (world map)

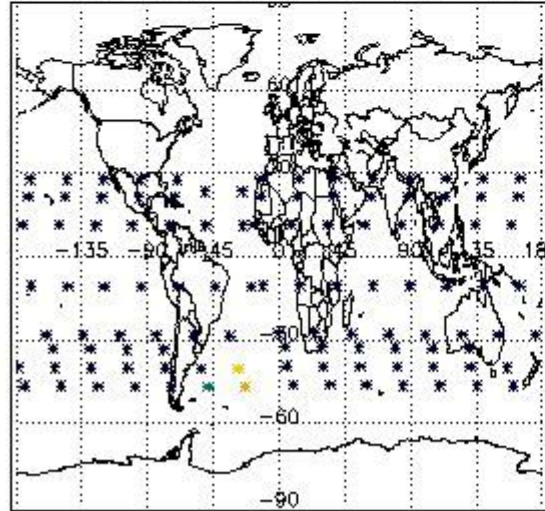
Percentage of flagged data per O3 profile



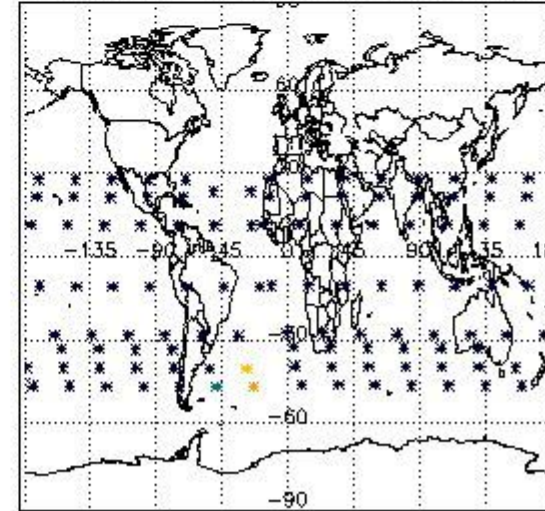
Percentage of flagged data per H2O profile



Percentage of flagged data per NO2 profile



Percentage of flagged data per NO3 profile

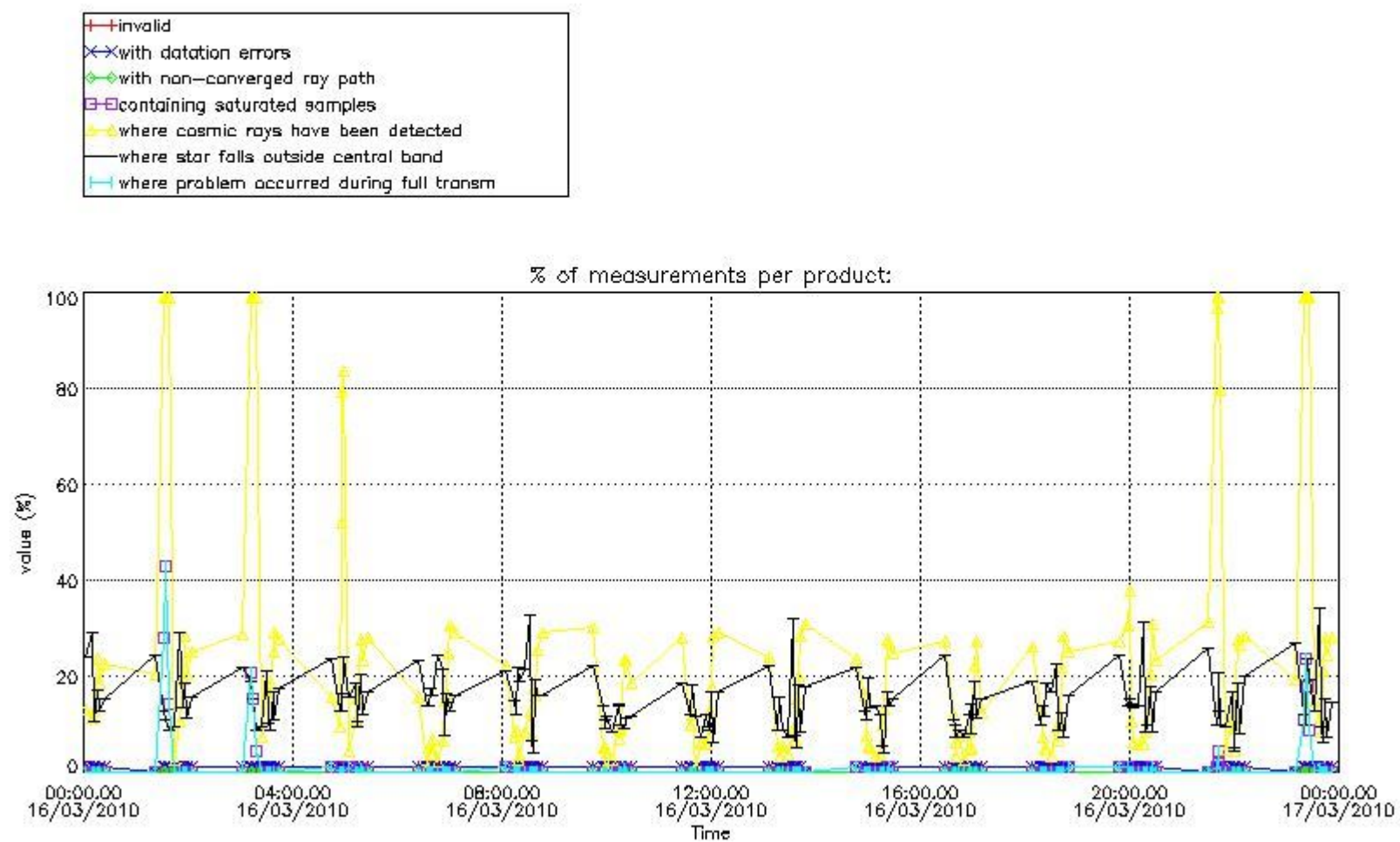


4. Level 1 quality information per product

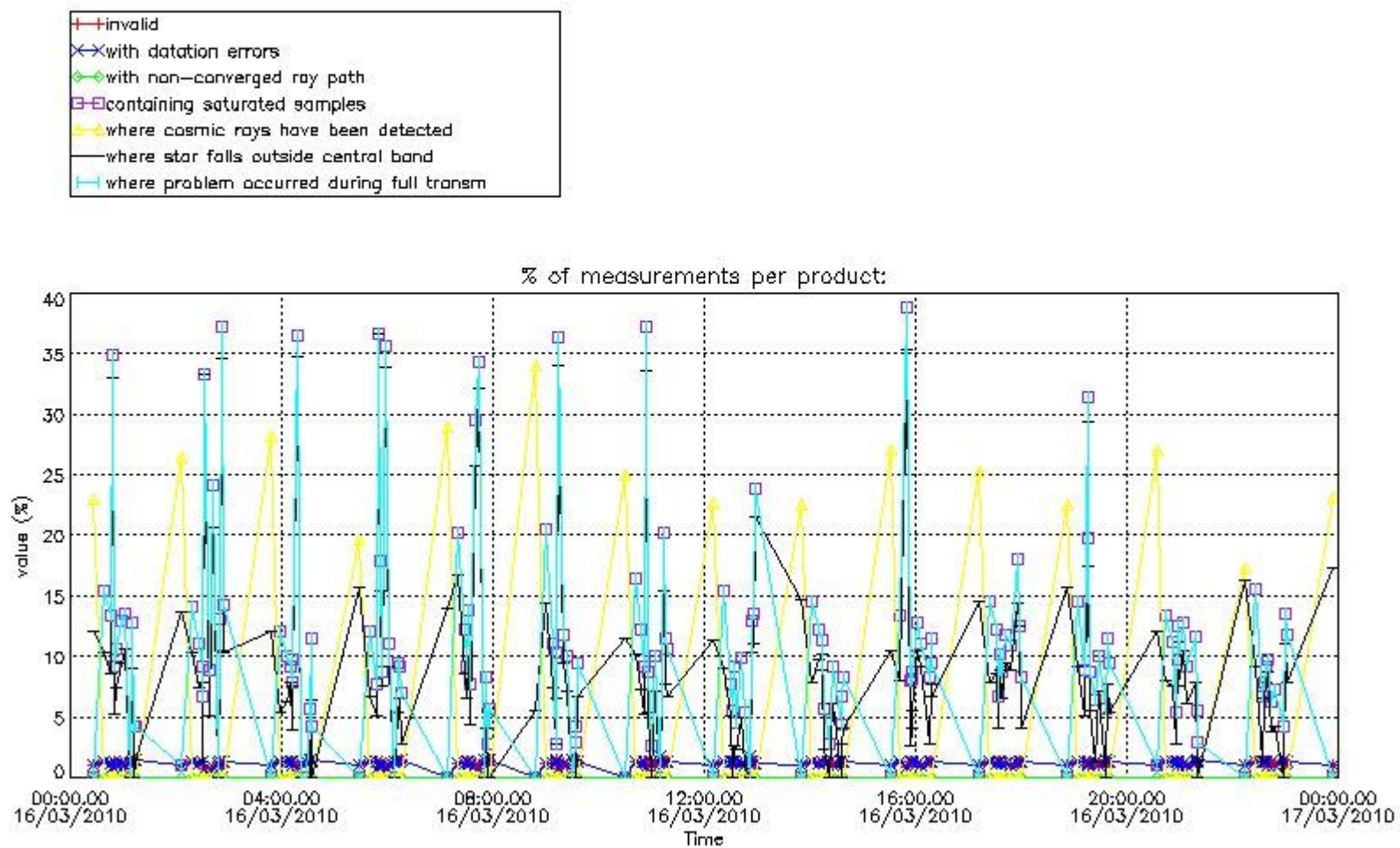
In this section it is plotted some information contained in the Quality Summary data set of the level 2 products that comes from the level 1b processing. Products without errors (error flag in the MPH set to "0") are used.

4.1 Plot quality information per product (time dependant) coming from level 1b processing

4.1.1 Plot level 1 quality information per product (time dependant): ENVISAT ASCENDING passes



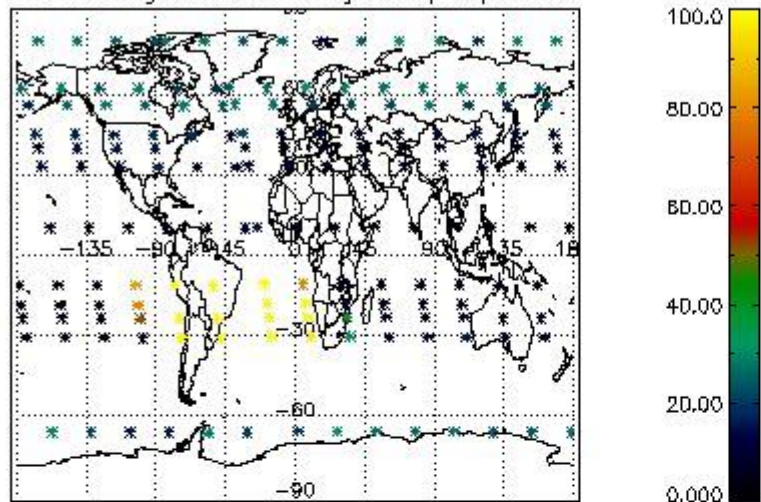
4.1.2 Plot level 1 quality information per product (time dependant): ENVI SAT DESCENDING passes



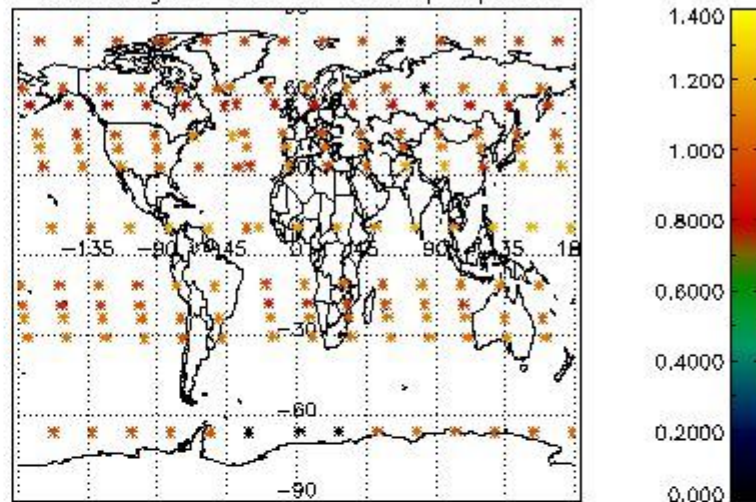
4.2 Plot quality information per product coming from level 1b processing (world map)

4.2.1 Plot level 1 quality information per product (world map): ENVISAT ASCENDING passes

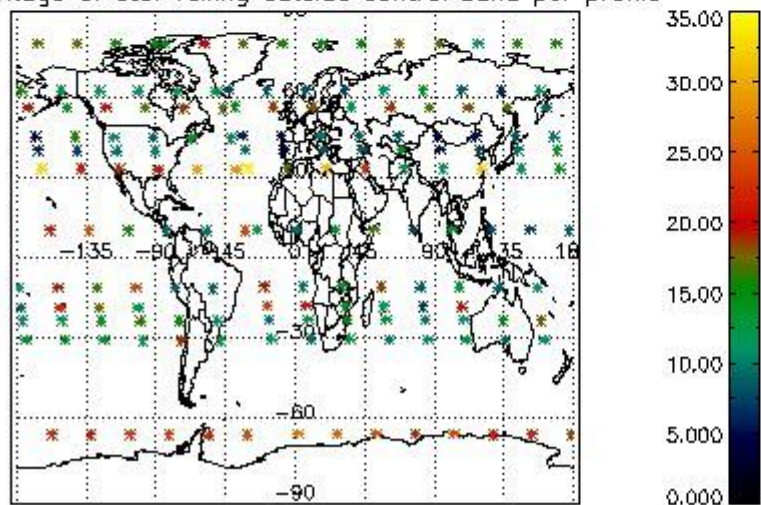
Percentage of cosmic ray hits per profile



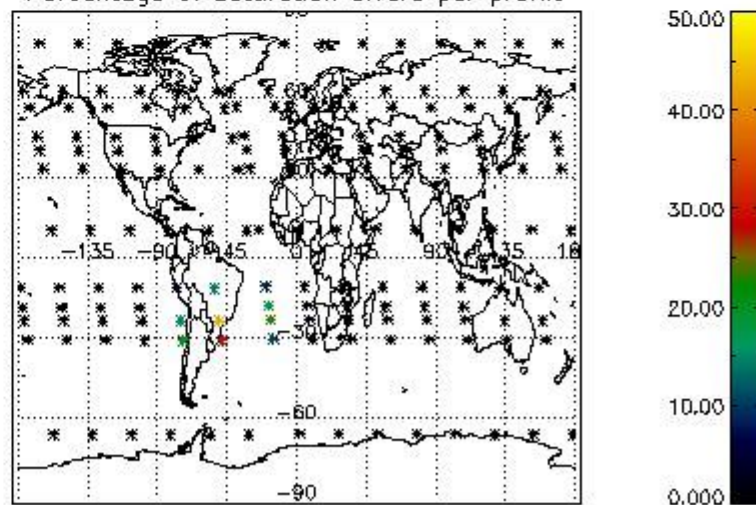
Percentage of datation errors per profile



Percentage of star falling outside central band per profile

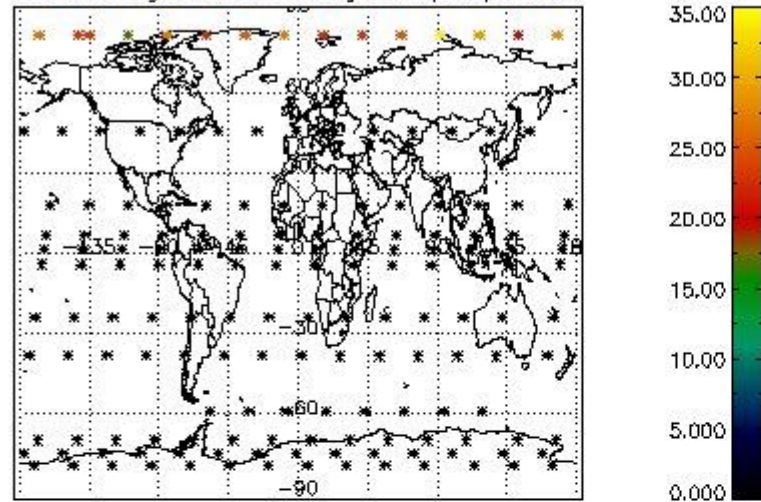


Percentage of saturation errors per profile

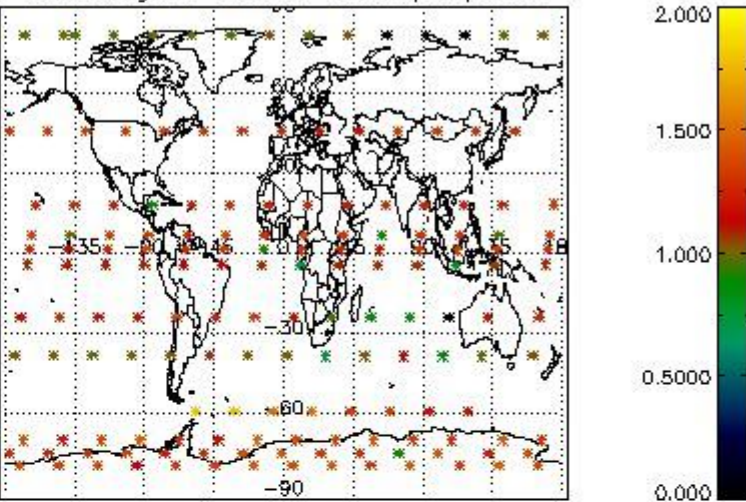


4.2.2 Plot level 1 quality information per product (world map): ENVISAT DESCENDING passes

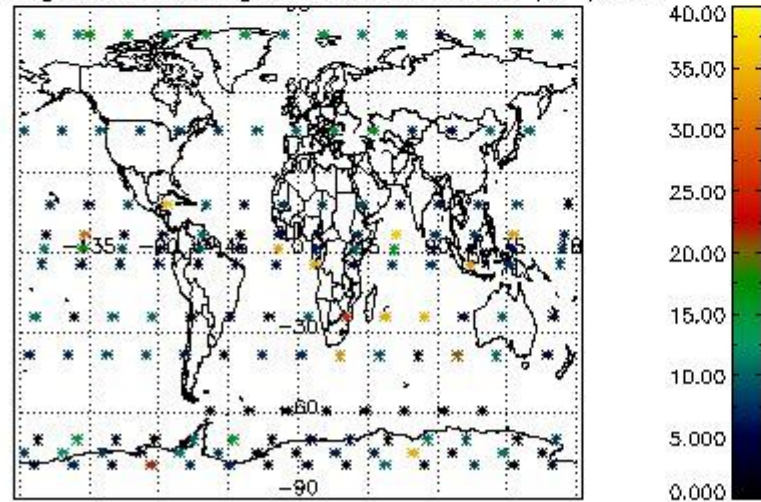
Percentage of cosmic ray hits per profile



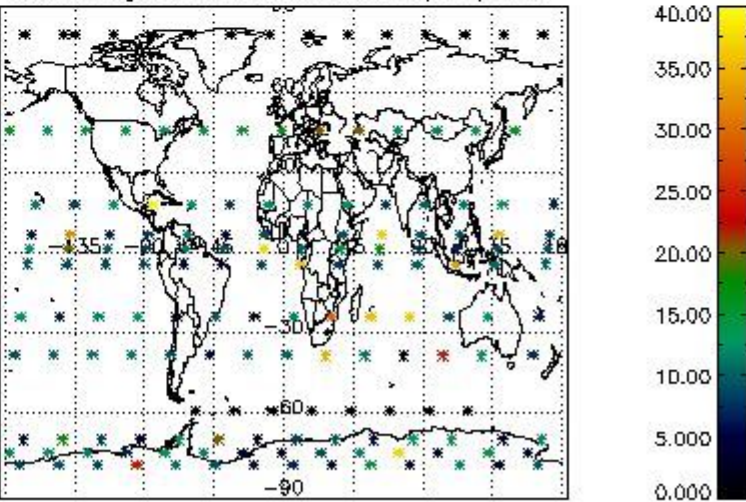
Percentage of datation errors per profile



Percentage of star falling outside central band per profile



Percentage of saturation errors per profile



5. Trace gas profiles

5.1 Ozone statistics based on quality of products

The final quality of the products can be "measured" using the STD (Standard Deviation) attached to every point profile. This information is written to the parameter GOM_NL__2P/NL_LOCAL_SPECIES_DENSITY/o3_std of the level 2 products. The table below shows the statistics for given STD ranges.

The statistics are given with respect to the overall valid production:

- Products without fatal errors: GOM_NL__2P/MPH/PRODUCT_ERR=0
- Valid point profile: GOM_NL__2P/NL_LOCAL_SPECIES_DENSITY/pcd(0)=0

The 'Criteria' is applied to valid points of dark limb products:

- Products in dark limb illumination condition: GOM_NL__2P/NL_SUMMARY_QUALITY/obs_ill_cond=0
- Products without fatal errors: GOM_NL__2P/MPH/PRODUCT_ERR=0
- Valid point profile: GOM_NL__2P/NL_LOCAL_SPECIES_DENSITY/pcd(0)=0

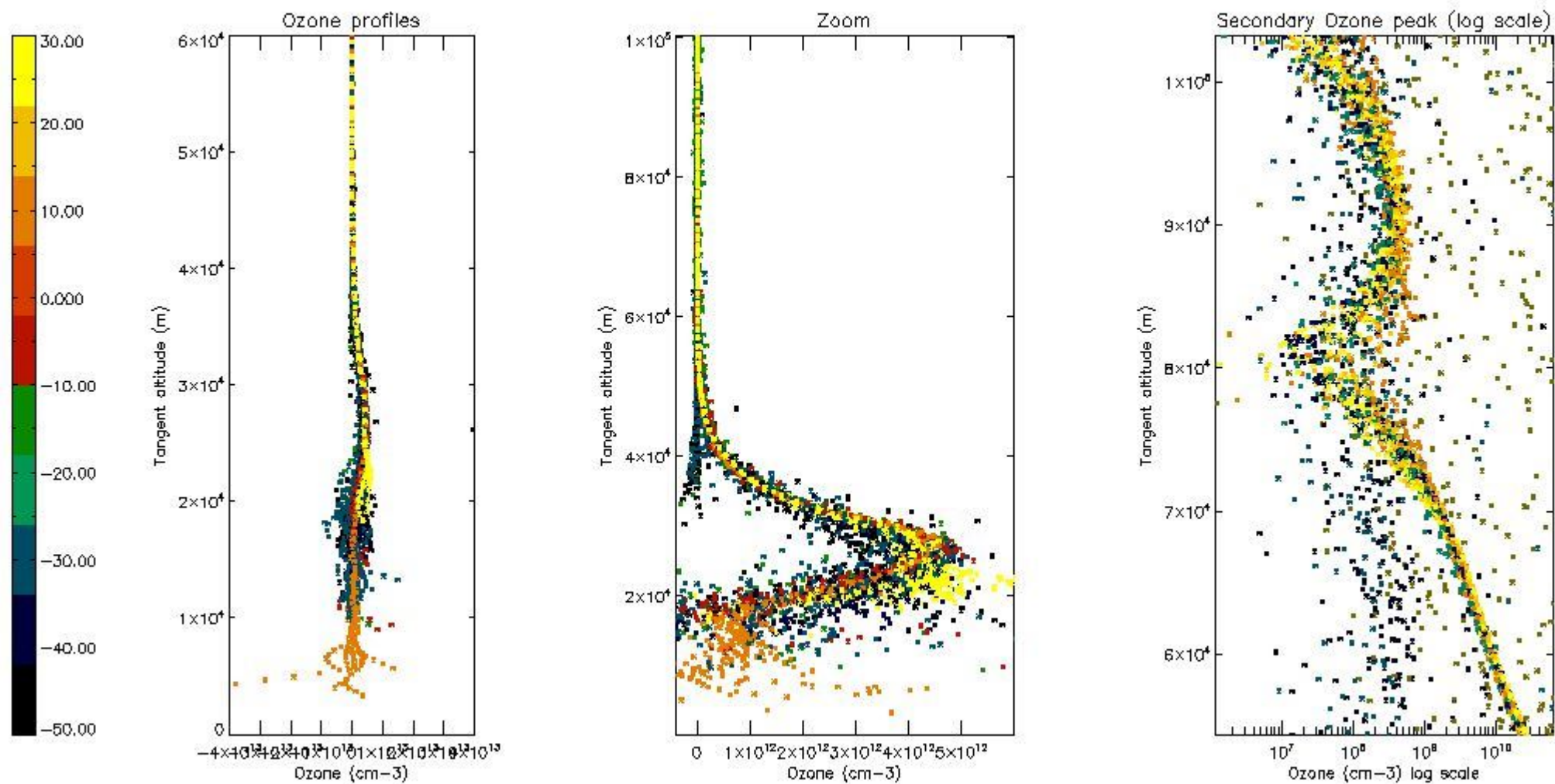
So, the table below shows the percentage of dark limb and valid observations for each criteria with respect to the overall valid daily observations.

Criteria	% of total production
All STD	35
STD < 20	17

STD < 10	13
STD < 5	9

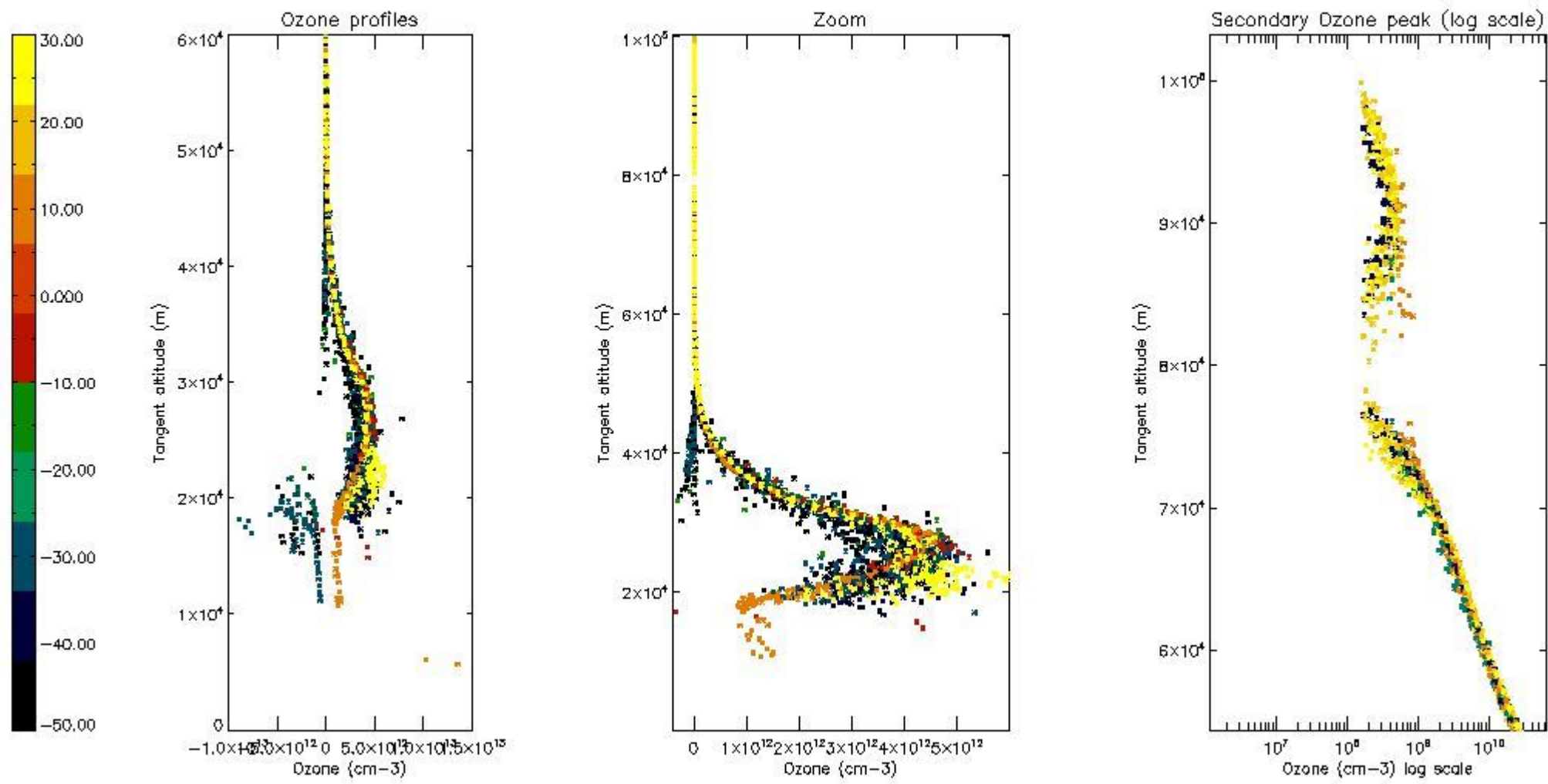
5.2 Plot ozone profiles for all STD (dark without errors)

The colorbar represents the latitude.



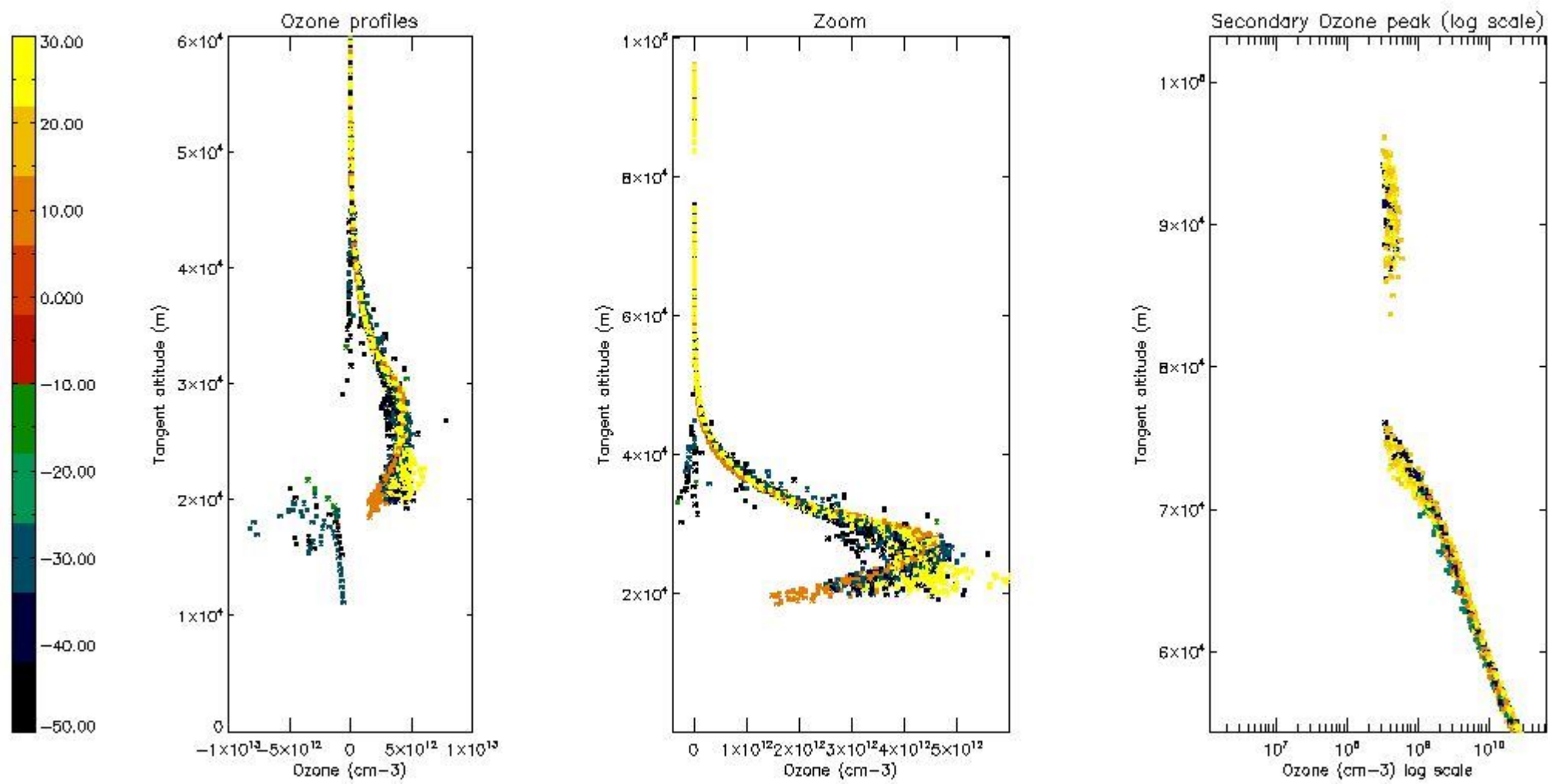
5.3 Plot ozone profiles where STD < 20% (dark without errors)

The colorbar represents the latitude.



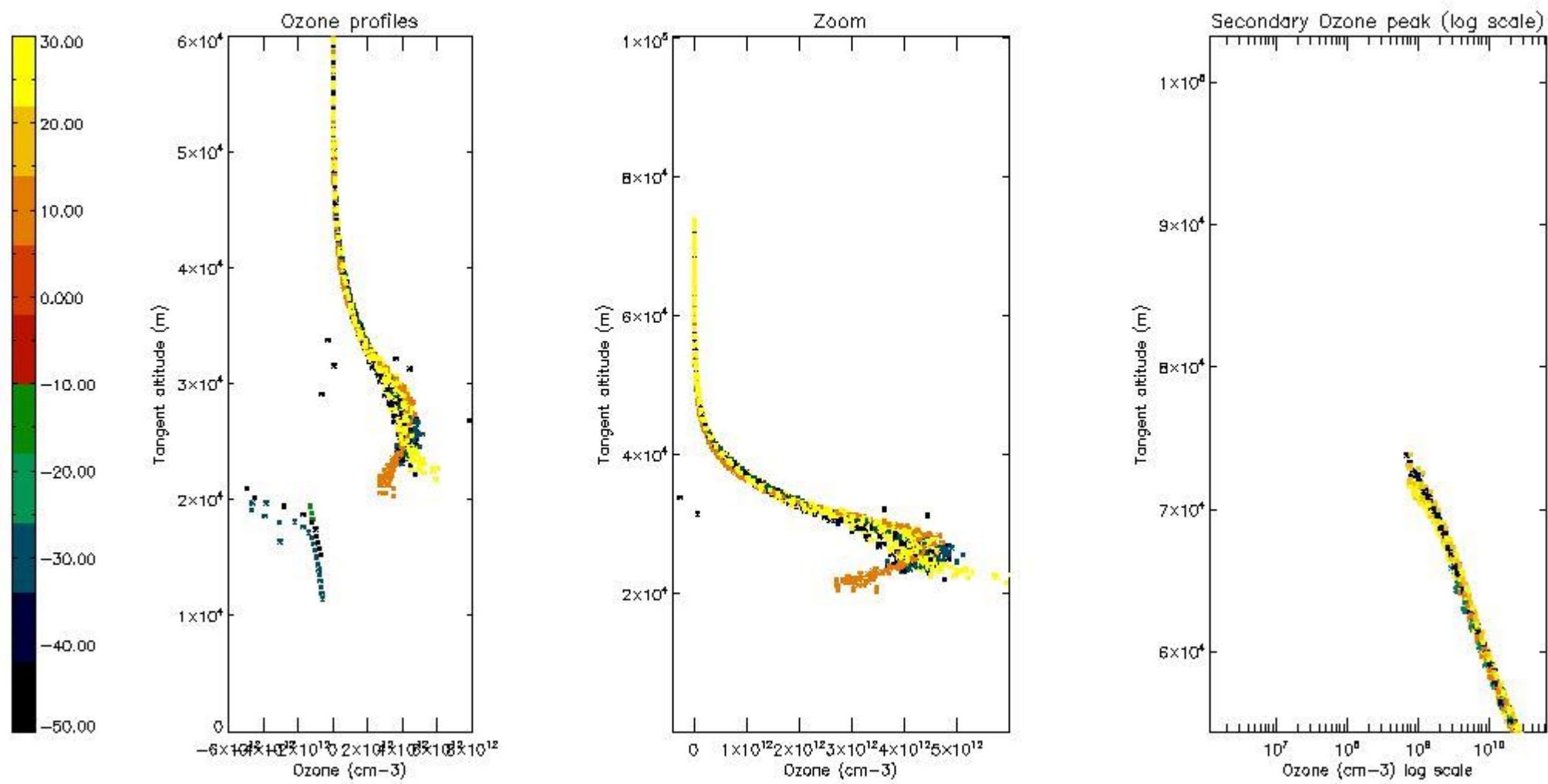
5.4 Plot ozone profiles where STD < 10% (dark without errors)

The colorbar represents the latitude.



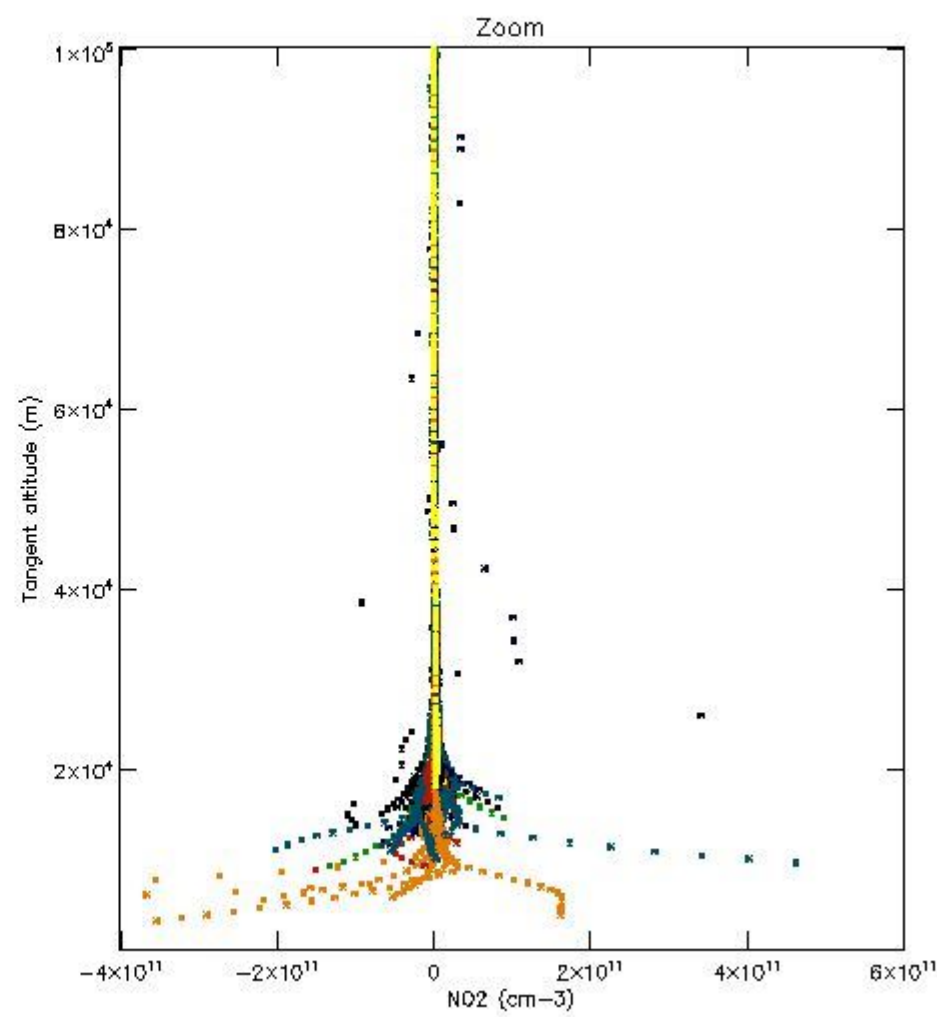
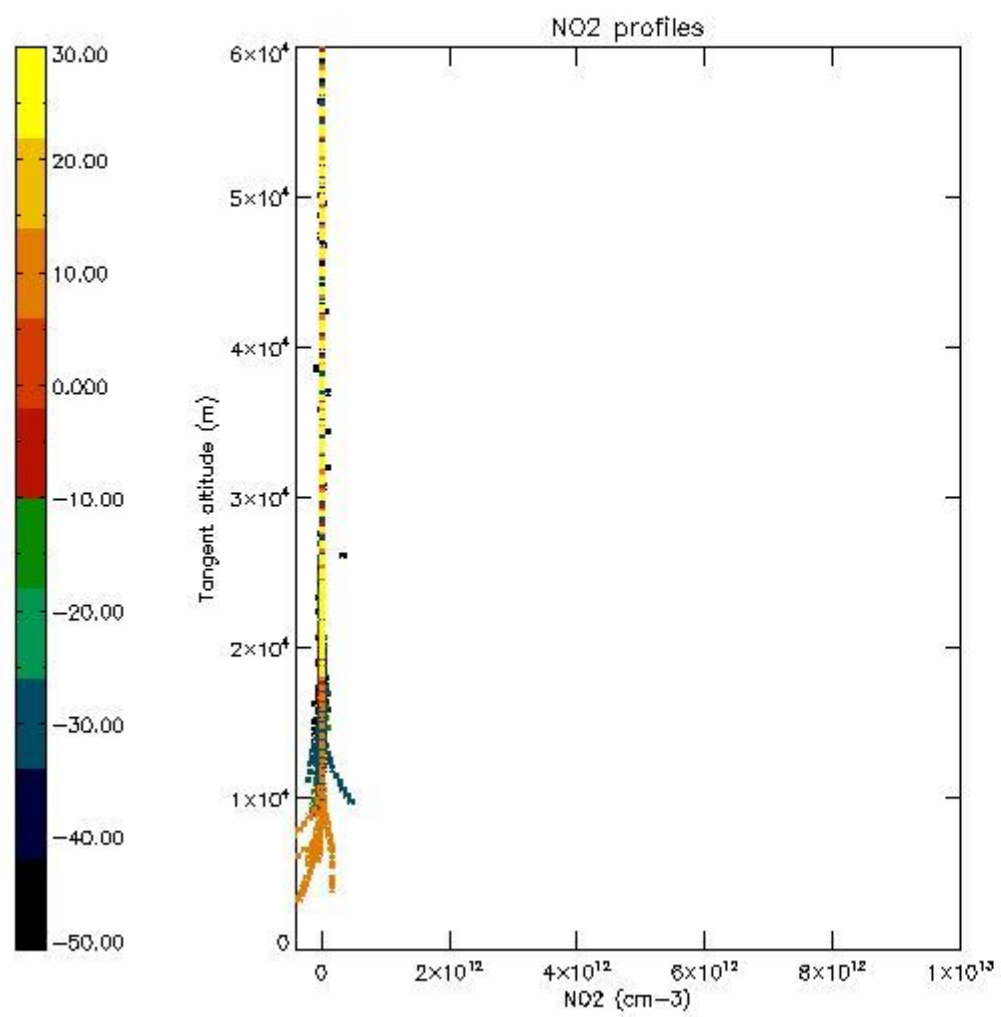
5.5 Plot ozone profiles where STD < 5% (dark without errors)

The colorbar represents the latitude.



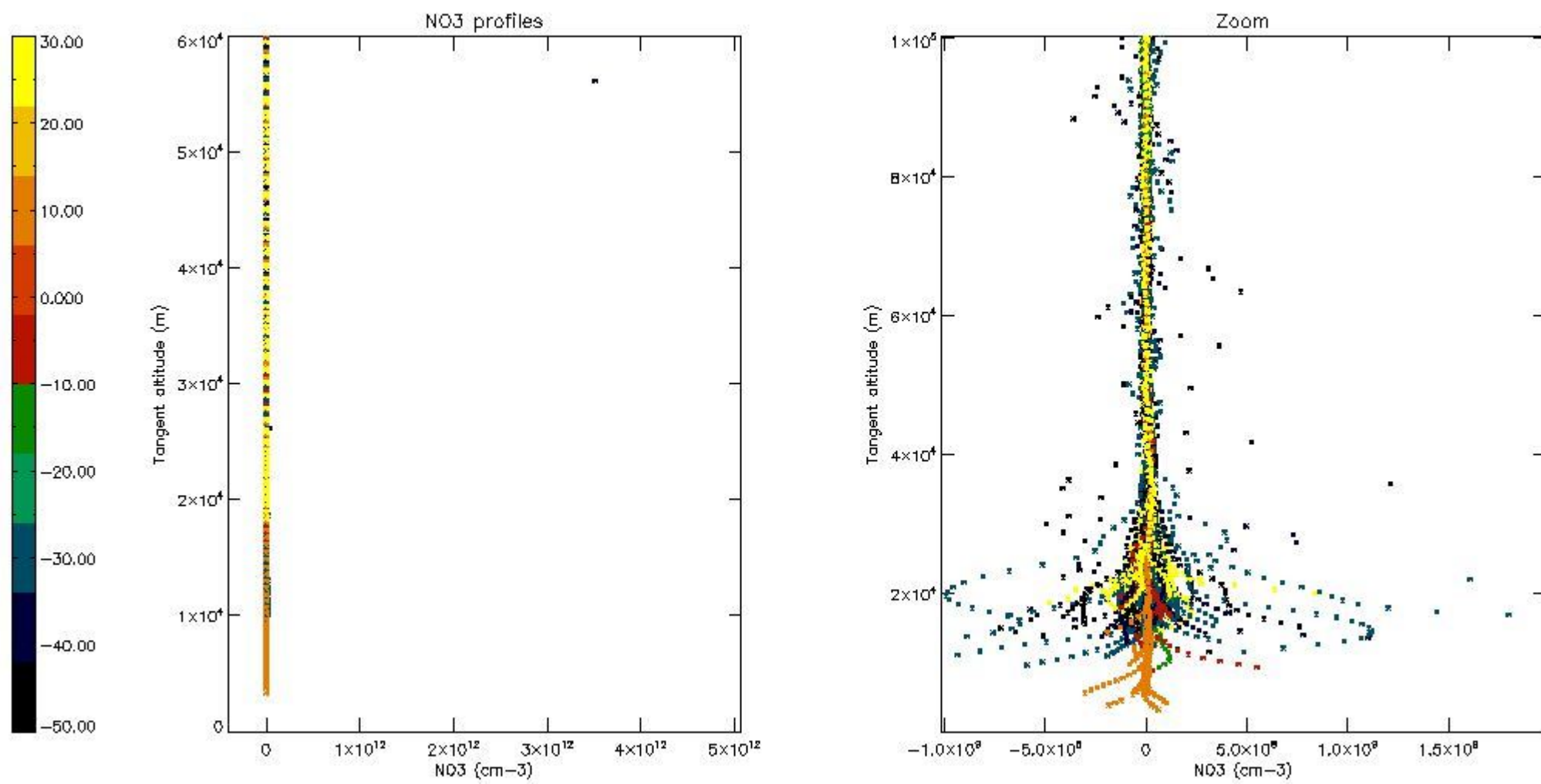
5.6 Plot NO₂ profiles for all STD (dark without errors)

The colorbar represents the latitude.



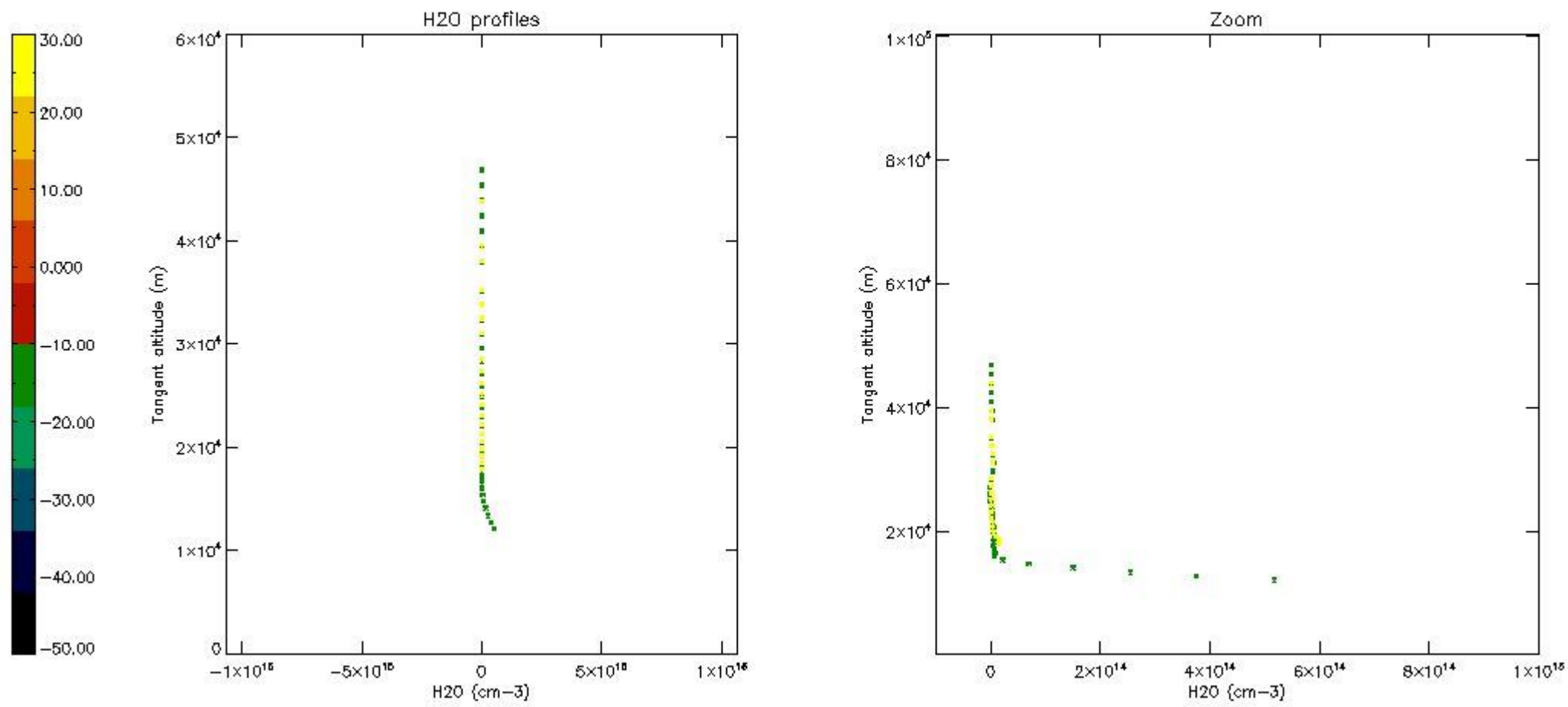
5.7 Plot NO3 profiles for all STD (dark without errors)

The colorbar represents the latitude.



5.8 Plot H₂O profiles for all STD (only for occultations of stars 1,2,3,4,13,14,16,26,63 dark without errors)

The colorbar represents the latitude.



6. Auxiliary Data Files used for the production reported in section 2

The number reported in the third column indicates since which file (see list in section 2) the corresponding auxiliary file has been used. The fourth column is the date of those product files.

Type	Auxiliary Filename	Used since product	Used since product date
INST_PHYS_CHARACTERISTICS	GOM_INS_AXVIEC20091111_143220_20030716_120000_20500101_000000	1	16-MAR-2010 00:02:54
LEVEL-2_PROC_CONFIG	GOM_PR2_AXVIEC20091111_152718_20020301_000000_20500101_000000	1	16-MAR-2010 00:02:54
CROSS_SECTIONS_FILE	GOM_CRS_AXVIEC20091111_154832_20020301_000000_20500101_000000	1	16-MAR-2010 00:02:54

GOMOS Level 2 Daily Report

SUMMARY

[1. General Info](#)

[2. Summary of processed GOM_NL_2P products](#)

[3. Level 2 Quality information per product](#)

[3.1 Plot of level 2 quality information per product \(time dependant\)](#)

[3.2 Plot of level 2 quality information per product \(world map\)](#)

[4. Level 1 Quality information per product \(stored on level 2 products\)](#)

[4.1 Plot of level 1 quality information per product \(time dependant\)](#)

[4.1.1 Plot of level 1 quality information per product \(time dependant\): ASCENDING](#)

[4.1.2 Plot of level 1 quality information per product \(time dependant\): DESCENDING](#)

[4.2 Plot of level 1 quality information per product \(world map\)](#)

[4.2.1 Plot of level 1 quality information per product \(world map\): ASCENDING](#)

[4.2.2 Plot of level 1 quality information per product \(world map\): DESCENDING](#)

[5. Ozone profiles based on quality statistics and other trace gas profiles](#)

[5.1 Ozone statistics based on quality of products](#)

[5.2 Plot ozone profiles for all STD \(dark without errors\)](#)

[5.3 Plot ozone profiles where STD < 20% \(dark without errors\)](#)

[5.4. Plot ozone profiles where STD < 10% \(dark without errors\)](#)

[5.5. Plot ozone profiles where STD < 5% \(dark without errors\)](#)

[5.6 Plot NO2 profiles for all STD \(dark without errors\)](#)

[5.7 Plot NO3 profiles for all STD \(dark without errors\)](#)

[5.8 Plot H2O profiles \(only for occultations of stars 1,2,3,4,13,14,16,26,63 dark without errors\) for all STD](#)

[6. Auxiliary Data Files used for the production reported in section 2](#)

This report presents the daily analysis on parameters extracted from GOMOS level 2 data (GOM_NL__2P). It is intended to monitor some important parameters that will impact the quality of these products. A list of level 2 products (and content) that have arrived during the reporting day to the PCF is also given.

Item	Value
Time of report generation	29APR2013 08:31:28
Data source version	GOMOS/6.01
Start time of products	16-03-2010 (16MAR2010 00:00:00)
Stop time of products	17-03-2010 (17MAR2010 00:00:00)
Store outputs in DB	Yes
Nb of level 2 prods	332
Nb of prods with errors	0

2. Summary of processed GOM_NL__2P products.

Nr	Filename	UTC Start time	Limb	Duration	Star Id	Star Name	Star Mag	Star Temp	Nb Meas	Orbit	Prod. error
1	GOM_NL__2PRFIN20100316_000254_000000502087_00403_42040_9740.N1	16-MAR-2010 00:02:54	Dark	50.000	141	Bet Ara	2.8400	4600.0	100	42040	No
2	GOM_NL__2PRFIN20100316_000921_000000542087_00403_42040_9741.N1	16-MAR-2010 00:09:21	Dark	53.500	4	Alp1Cen	-0.010000	5800.0	107	42040	No
3	GOM_NL__2PRFIN20100316_001238_000000432087_00403_42040_9742.N1	16-MAR-2010 00:12:38	Dark	43.000	77	Eps Cen	2.3030	28000.	86	42040	No
4	GOM_NL__2PRFIN20100316_001551_000000612087_00403_42040_9743.N1	16-MAR-2010 00:15:51	Straylight	61.000	54	5The Cen	2.0550	4500.0	122	42040	No
5	GOM_NL__2PRFIN20100316_001742_000000512087_00403_42040_9744.N1	16-MAR-2010 00:17:42	Straylight	51.000	123	lot Cen	2.7500	10200.	102	42040	No
6	GOM_NL__2PRFIN20100316_002332_000000532087_00403_42040_9745.N1	16-MAR-2010 00:23:32	Straylight	53.000	106	9Bet Crv	2.6480	5600.0	106	42040	No
7	GOM_NL__2PRFIN20100316_002552_000000502087_00403_42040_9746.N1	16-MAR-2010 00:25:52	Twilight_stray	50.000	100	4Gam Crv	2.5800	13100.	100	42040	No
8	GOM_NL__2PRFIN20100316_003731_000000392087_00403_42040_9747.N1	16-MAR-2010 00:37:31	Bright	39.000	51	41Gam1Leo	2.0100	4500.0	78	42040	No
9	GOM_NL__2PRFIN20100316_004518_000000412087_00403_42040_9748.N1	16-MAR-2010 00:45:18	Bright	41.000	174	52Psi UMa	3.0040	4400.0	82	42040	No
10	GOM_NL__2PRFIN20100316_004829_000000532087_00403_42040_9749.N1	16-MAR-2010 00:48:29	Bright	53.000	82	48Bet UMa	2.3650	10600.	106	42040	No
11	GOM_NL__2PRFIN20100316_004958_000000382087_00403_42040_9750.N1	16-MAR-2010 00:49:58	Bright	38.000	36	50Alp UMa	1.8000	6300.0	76	42040	No
12	GOM_NL__2PRFIN20100316_005135_000000472087_00403_42040_9751.N1	16-MAR-2010 00:51:35	Bright	47.000	32	77Eps UMa	1.7630	11000.	94	42040	No
13	GOM_NL__2PRFIN20100316_005703_000000432087_00403_42040_9752.N1	16-MAR-2010 00:57:03	Bright	42.500	60	7Bet UMi	2.0810	3950.0	85	42040	No
14	GOM_NL__2PRFIN20100316_010108_000000522087_00403_42040_9753.N1	16-MAR-2010 01:01:08	Bright	51.500	119	14Eta Dra	2.7270	4700.0	103	42040	No
15	GOM_NL__2PRFIN20100316_010703_000000422087_00403_42040_9754.N1	16-MAR-2010 01:07:03	Bright	42.000	69	33Gam Dra	2.2310	3800.0	84	42040	No
16	GOM_NL__2PRFIN20100316_011015_000000392087_00403_42040_9755.N1	16-MAR-2010 01:10:15	Bright	39.000	19	50Alp Cyg	1.2460	10500.	78	42040	No
17	GOM_NL__2PRFIN20100316_011149_000000362087_00403_42040_9756.N1	16-MAR-2010 01:11:49	Bright	35.500	66	37Gam Cyg	2.2080	5900.0	71	42040	No
18	GOM_NL__2PRFIN20100316_011332_000000352087_00403_42040_9757.N1	16-MAR-2010 01:13:32	Bright	35.000	92	53Eps Cyg	2.5000	4500.0	70	42040	No
19	GOM_NL__2PRFIN20100316_012151_000000522087_00403_42040_9758.N1	16-MAR-2010 01:21:51	Twilight_stray	51.500	11	53Alp Aql	0.76500	8000.0	103	42040	No
20	GOM_NL__2PRFIN20100316_013200_000000472087_00403_42040_9759.N1	16-MAR-2010 01:32:00	Dark	46.500	155	41Pi Sgr	2.9000	6600.0	93	42040	No
21	GOM_NL__2PRFIN20100316_013402_000000472087_00403_42040_9760.N1	16-MAR-2010 01:34:02	Dark	46.500	57	34Sig Sgr	2.0660	26000.	93	42040	No
22	GOM_NL__2PRFIN20100316_013729_000000462087_00403_42040_9761.N1	16-MAR-2010 01:37:29	Dark	46.000	38	20Eps Sgr	1.8360	11000.	92	42040	No
23	GOM_NL__2PRFIN20100316_014331_000000422087_00404_42041_9748.N1	16-MAR-2010 01:43:31	Dark	42.000	141	Bet Ara	2.8400	4600.0	84	42041	No
24	GOM_NL__2PRFIN20100316_014957_000000532087_00404_42041_9749.N1	16-MAR-2010 01:49:57	Dark	53.000	4	Alp1Cen	-0.010000	5800.0	106	42041	No
25	GOM_NL__2PRFIN20100316_015315_000000452087_00404_42041_9750.N1	16-MAR-2010 01:53:15	Dark	44.500	77	Eps Cen	2.3030	28000.	89	42041	No
26	GOM_NL__2PRFIN20100316_015628_000000622087_00404_42041_9751.N1	16-MAR-2010 01:56:28	Straylight	61.500	54	5The Cen	2.0550	4500.0	123	42041	No
27	GOM_NL__2PRFIN20100316_015819_000000502087_00404_42041_9752.N1	16-MAR-2010 01:58:19	Straylight	49.500	123	lot Cen	2.7500	10200.	99	42041	No
28	GOM_NL__2PRFIN20100316_020408_000000542087_00404_42041_9753.N1	16-MAR-2010 02:04:08	Straylight	54.000	106	9Bet Crv	2.6480	5600.0	108	42041	No
29	GOM_NL__2PRFIN20100316_020628_000000512087_00404_42041_9754.N1	16-MAR-2010 02:06:28	Twilight_stray	51.000	100	4Gam Crv	2.5800	13100.	102	42041	No
30	GOM_NL__2PRFIN20100316_021807_000000392087_00404_42041_9755.N1	16-MAR-2010 02:18:07	Bright	39.000	51	41Gam1Leo	2.0100	4500.0	78	42041	No
31	GOM_NL__2PRFIN20100316_022554_000000412087_00404_42041_9756.N1	16-MAR-2010 02:25:54	Bright	40.500	174	52Psi UMa	3.0040	4400.0	81	42041	No
32	GOM_NL__2PRFIN20100316_022904_000000392087_00404_42041_9757.N1	16-MAR-2010 02:29:04	Bright	38.500	82	48Bet UMa	2.3650	10600.	77	42041	No
33	GOM_NL__2PRFIN20100316_023034_000000382087_00404_42041_9758.N1	16-MAR-2010 02:30:34	Bright	37.500	36	50Alp UMa	1.8000	6300.0	75	42041	No
34	GOM_NL__2PRFIN20100316_023211_000000632087_00404_42041_9759.N1	16-MAR-2010 02:32:11	Bright	63.000	32	77Eps UMa	1.7630	11000.	126	42041	No
35	GOM_NL__2PRFIN20100316_023738_000000402087_00404_42041_9760.N1	16-MAR-2010 02:37:38	Bright	39.500	60	7Bet UMi	2.0810	3950.0	79	42041	No
36	GOM_NL__2PRFIN20100316_024144_000000582087_00404_42041_9761.N1	16-MAR-2010 02:41:44	Bright	58.000	119	14Eta Dra	2.7270	4700.0	116	42041	No
37	GOM_NL__2PRFIN20100316_024739_000000422087_00404_42041_9762.N1	16-MAR-2010 02:47:39	Bright	42.000	69	33Gam Dra	2.2310	3800.0	84	42041	No
38	GOM_NL__2PRFIN20100316_025051_000000382087_00404_42041_9763.N1	16-MAR-2010 02:50:51	Bright	38.000	19	50Alp Cyg	1.2460	10500.	76	42041	No
39	GOM_NL__2PRFIN20100316_025225_000000552087_00404_42041_9764.N1	16-MAR-2010 02:52:25	Bright	55.000	66	37Gam Cyg	2.2080	5900.0	110	42041	No
40	GOM_NL__2PRFIN20100316_025408_000000392087_00404_42041_9765.N1	16-MAR-2010 02:54:08	Bright	38.500	92	53Eps Cyg	2.5000	4500.0	77	42041	No
41	GOM_NL__2PRFIN20100316_030227_000000512087_00404_42041_9766.N1	16-MAR-2010 03:02:27	Twilight_stray	50.500	11	53Alp Aql	0.76500	8000.0	101	42041	No
42	GOM_NL__2PRFIN20100316_031237_000000512087_00404_42041_9767.N1	16-MAR-2010 03:12:37	Dark	50.500	155	41Pi Sgr	2.9000	6600.0	101	42041	No

43	GOM_NL__2PRFIN20100316_031439_000000492087_00404_42041_9768.N1	16-MAR-2010 03:14:39	Dark	49.000	57	34Sig Sgr	2.0660	26000.	98	42041	No
44	GOM_NL__2PRFIN20100316_031807_000000462087_00404_42041_9769.N1	16-MAR-2010 03:18:07	Dark	45.500	38	20Eps Sgr	1.8360	11000.	91	42041	No
45	GOM_NL__2PRFIN20100316_032408_000000422087_00405_42042_9756.N1	16-MAR-2010 03:24:08	Dark	42.000	141	Bet Ara	2.8400	4600.0	84	42042	No
46	GOM_NL__2PRFIN20100316_033034_000000482087_00405_42042_9757.N1	16-MAR-2010 03:30:34	Dark	47.500	4	Alp1Cen	-0.010000	5800.0	95	42042	No
47	GOM_NL__2PRFIN20100316_033230_000000492087_00405_42042_9758.N1	16-MAR-2010 03:32:30	Dark	48.500	78	Alp Lup	2.3040	28000.	97	42042	No
48	GOM_NL__2PRFIN20100316_033356_000000512087_00405_42042_9759.N1	16-MAR-2010 03:33:56	Dark	51.000	81	Eta Cen	2.3560	28000.	102	42042	No
49	GOM_NL__2PRFIN20100316_033705_000000602087_00405_42042_9760.N1	16-MAR-2010 03:37:05	Straylight	59.500	54	5The Cen	2.0550	4500.0	119	42042	No
50	GOM_NL__2PRFIN20100316_033855_000000502087_00405_42042_9761.N1	16-MAR-2010 03:38:55	Straylight	50.000	123	lot Cen	2.7500	10200.	100	42042	No
51	GOM_NL__2PRFIN20100316_034444_000000552087_00405_42042_9762.N1	16-MAR-2010 03:44:44	Straylight	54.500	106	9Bet Crv	2.6480	5600.0	109	42042	No
52	GOM_NL__2PRFIN20100316_034704_000000502087_00405_42042_9763.N1	16-MAR-2010 03:47:04	Tw_i_and_stray	49.500	100	4Gam Crv	2.5800	13100.	99	42042	No
53	GOM_NL__2PRFIN20100316_035843_000000382087_00405_42042_9764.N1	16-MAR-2010 03:58:43	Bright	37.500	51	41Gam1Leo	2.0100	4500.0	75	42042	No
54	GOM_NL__2PRFIN20100316_040629_000000402087_00405_42042_9765.N1	16-MAR-2010 04:06:29	Bright	40.000	174	52Psi UMa	3.0040	4400.0	80	42042	No
55	GOM_NL__2PRFIN20100316_040940_000000392087_00405_42042_9766.N1	16-MAR-2010 04:09:40	Bright	38.500	82	48Bet UMa	2.3650	10600.	77	42042	No
56	GOM_NL__2PRFIN20100316_041110_000000382087_00405_42042_9767.N1	16-MAR-2010 04:11:10	Bright	38.000	36	50Alp UMa	1.8000	6300.0	76	42042	No
57	GOM_NL__2PRFIN20100316_041246_000000472087_00405_42042_9768.N1	16-MAR-2010 04:12:46	Bright	46.500	32	77Eps UMa	1.7630	11000.	93	42042	No
58	GOM_NL__2PRFIN20100316_041814_000000592087_00405_42042_9769.N1	16-MAR-2010 04:18:14	Bright	59.000	60	7Bet UMi	2.0810	3950.0	118	42042	No
59	GOM_NL__2PRFIN20100316_042220_000000442087_00405_42042_9770.N1	16-MAR-2010 04:22:20	Bright	43.500	119	14Eta Dra	2.7270	4700.0	87	42042	No
60	GOM_NL__2PRFIN20100316_042815_000000382087_00405_42042_9771.N1	16-MAR-2010 04:28:15	Bright	38.000	69	33Gam Dra	2.2310	3800.0	76	42042	No
61	GOM_NL__2PRFIN20100316_043127_000000352087_00405_42042_9772.N1	16-MAR-2010 04:31:27	Bright	35.000	19	50Alp Cyg	1.2460	10500.	70	42042	No
62	GOM_NL__2PRFIN20100316_043301_000000392087_00405_42042_9773.N1	16-MAR-2010 04:33:01	Bright	39.000	66	37Gam Cyg	2.2080	5900.0	78	42042	No
63	GOM_NL__2PRFIN20100316_043444_000000352087_00405_42042_9774.N1	16-MAR-2010 04:34:44	Bright	35.000	92	53Eps Cyg	2.5000	4500.0	70	42042	No
64	GOM_NL__2PRFIN20100316_044304_000000512087_00405_42042_9775.N1	16-MAR-2010 04:43:04	Tw_i_and_stray	51.000	11	53Alp Aql	0.76500	8000.0	102	42042	No
65	GOM_NL__2PRFIN20100316_045313_000000472087_00405_42042_9776.N1	16-MAR-2010 04:53:13	Dark	47.000	155	41Pi Sgr	2.9000	6600.0	94	42042	No
66	GOM_NL__2PRFIN20100316_045516_000000492087_00405_42042_9777.N1	16-MAR-2010 04:55:16	Dark	49.000	57	34Sig Sgr	2.0660	26000.	98	42042	No
67	GOM_NL__2PRFIN20100316_045638_000000512087_00405_42042_9778.N1	16-MAR-2010 04:56:38	Dark	51.000	137	22Lam Sgr	2.8240	4400.0	102	42042	No
68	GOM_NL__2PRFIN20100316_045843_000000552087_00405_42042_9779.N1	16-MAR-2010 04:58:43	Dark	54.500	38	20Eps Sgr	1.8360	11000.	109	42042	No
69	GOM_NL__2PRFIN20100316_050444_000000452087_00406_42043_9764.N1	16-MAR-2010 05:04:44	Dark	45.000	141	Bet Ara	2.8400	4600.0	90	42043	No
70	GOM_NL__2PRFIN20100316_051111_000000462087_00406_42043_9765.N1	16-MAR-2010 05:11:11	Dark	45.500	4	Alp1Cen	-0.010000	5800.0	91	42043	No
71	GOM_NL__2PRFIN20100316_051307_000000482087_00406_42043_9766.N1	16-MAR-2010 05:13:07	Dark	47.500	78	Alp Lup	2.3040	28000.	95	42043	No
72	GOM_NL__2PRFIN20100316_051433_000000522087_00406_42043_9767.N1	16-MAR-2010 05:14:33	Dark	52.000	81	Eta Cen	2.3560	28000.	104	42043	No
73	GOM_NL__2PRFIN20100316_051741_000000622087_00406_42043_9768.N1	16-MAR-2010 05:17:41	Straylight	61.500	54	5The Cen	2.0550	4500.0	123	42043	No
74	GOM_NL__2PRFIN20100316_051932_000000502087_00406_42043_9769.N1	16-MAR-2010 05:19:32	Straylight	49.500	123	lot Cen	2.7500	10200.	99	42043	No
75	GOM_NL__2PRFIN20100316_052521_000000542087_00406_42043_9770.N1	16-MAR-2010 05:25:21	Straylight	53.500	106	9Bet Crv	2.6480	5600.0	107	42043	No
76	GOM_NL__2PRFIN20100316_052740_000000512087_00406_42043_9771.N1	16-MAR-2010 05:27:40	Tw_i_and_stray	51.000	100	4Gam Crv	2.5800	13100.	102	42043	No
77	GOM_NL__2PRFIN20100316_053919_000000382087_00406_42043_9772.N1	16-MAR-2010 05:39:19	Bright	37.500	51	41Gam1Leo	2.0100	4500.0	75	42043	No
78	GOM_NL__2PRFIN20100316_054705_000000392087_00406_42043_9773.N1	16-MAR-2010 05:47:05	Bright	39.000	174	52Psi UMa	3.0040	4400.0	78	42043	No
79	GOM_NL__2PRFIN20100316_055016_000000562087_00406_42043_9774.N1	16-MAR-2010 05:50:16	Bright	56.000	82	48Bet UMa	2.3650	10600.	112	42043	No
80	GOM_NL__2PRFIN20100316_055146_000000422087_00406_42043_9775.N1	16-MAR-2010 05:51:46	Bright	42.000	36	50Alp UMa	1.8000	6300.0	84	42043	No
81	GOM_NL__2PRFIN20100316_055321_000000462087_00406_42043_9776.N1	16-MAR-2010 05:53:21	Bright	46.000	32	77Eps UMa	1.7630	11000.	92	42043	No
82	GOM_NL__2PRFIN20100316_055850_000000592087_00406_42043_9777.N1	16-MAR-2010 05:58:50	Bright	59.000	60	7Bet UMi	2.0810	3950.0	118	42043	No
83	GOM_NL__2PRFIN20100316_060255_000000502087_00406_42043_9778.N1	16-MAR-2010 06:02:55	Bright	49.500	119	14Eta Dra	2.7270	4700.0	99	42043	No
84	GOM_NL__2PRFIN20100316_060850_000000382087_00406_42043_9779.N1	16-MAR-2010 06:08:50	Bright	38.000	69	33Gam Dra	2.2310	3800.0	76	42043	No
85	GOM_NL__2PRFIN20100316_061203_000000372087_00406_42043_9780.N1	16-MAR-2010 06:12:03	Bright	37.000	19	50Alp Cyg	1.2460	10500.	74	42043	No
86	GOM_NL__2PRFIN20100316_061337_000000382087_00406_42043_9781.N1	16-MAR-2010 06:13:37	Bright	38.000	66	37Gam Cyg	2.2080	5900.0	76	42043	No
87	GOM_NL__2PRFIN20100316_061520_000000362087_00406_42043_9782.N1	16-MAR-2010 06:15:20	Bright	36.000	92	53Eps Cyg	2.5000	4500.0	72	42043	No
88	GOM_NL__2PRFIN20100316_062340_000000522087_00406_42043_9783.N1	16-MAR-2010 06:23:40	Tw_i_and_stray	51.500	11	53Alp Aql	0.76500	8000.0	103	42043	No
89	GOM_NL__2PRFIN20100316_063350_000000472087_00406_42043_9784.N1	16-MAR-2010 06:33:50	Dark	46.500	155	41Pi Sgr	2.9000	6600.0	93	42043	No
90	GOM_NL__2PRFIN20100316_063552_000000482087_00406_42043_9785.N1	16-MAR-2010 06:35:52	Dark	47.500	57	34Sig Sgr	2.0660	26000.	95	42043	No
91	GOM_NL__2PRFIN20100316_063716_000000552087_00406_42043_9786.N1	16-MAR-2010 06:37:16	Dark	54.500	137	22Lam Sgr	2.8240	4400.0	109	42043	No
92	GOM_NL__2PRFIN20100316_063920_000000502087_00406_42043_9787.N1	16-MAR-2010 06:39:20	Dark	49.500	38	20Eps Sgr	1.8360	11000.	99	42043	No
93	GOM_NL__2PRFIN20100316_064521_000000502087_00407_42044_9772.N1	16-MAR-2010 06:45:21	Dark	49.500	141	Bet Ara	2.8400	4600.0	99	42044	No
94	GOM_NL__2PRFIN20100316_065147_000000472087_00407_42044_9773.N1	16-MAR-2010 06:51:47	Dark	47.000	4	Alp1Cen	-0.010000	5800.0	94	42044	No
95	GOM_NL__2PRFIN20100316_065343_000000472087_00407_42044_9774.N1	16-MAR-2010 06:53:43	Dark	46.500	78	Alp Lup	2.3040	28000.	93	42044	No
96	GOM_NL__2PRFIN20100316_065510_000000562087_00407_42044_9775.N1	16-MAR-2010 06:55:10	Dark	55.500	81	Eta Cen	2.3560	28000.	111	42044	No
97	GOM_NL__2PRFIN20100316_065818_000000592087_00407_42044_9776.N1	16-MAR-2010 06:58:18	Straylight	58.500	54	5The Cen	2.0550	4500.0	117	42044	No
98	GOM_NL__2PRFIN20100316_070008_000000512087_00407_42044_9777.N1	16-MAR-2010 07:00:08	Straylight	51.000	123	lot Cen	2.7500	10200.	102	42044	No
99	GOM_NL__2PRFIN20100316_070557_000000542087_00407_42044_9778.N1	16-MAR-2010 07:05:57	Straylight	53.500	106	9Bet Crv	2.6480	5600.0	107	42044	No
100	GOM_NL__2PRFIN20100316_070817_000000502087_00407_42044_9779.N1	16-MAR-2010 07:08:17	Tw_i_and_stray	50.000	100	4Gam Crv	2.5800	13100.	100	42044	No
101	GOM_NL__2PRFIN20100316_071955_000000422087_00407_42044_9780.N1	16-MAR-2010 07:19:55	Bright	42.000	51	41Gam1Leo	2.0100	4500.0	84	42044	No

102	GOM_NL__2PRFIN20100316_072741_000000412087_00407_42044_9781.N1	16-MAR-2010 07:27:41	Bright	41.000	174	52Psi UMa	3.0040	4400.0	82	42044	No
103	GOM_NL__2PRFIN20100316_073052_000000392087_00407_42044_9782.N1	16-MAR-2010 07:30:52	Bright	38.500	82	48Bet UMa	2.3650	10600.	77	42044	No
104	GOM_NL__2PRFIN20100316_073221_000000402087_00407_42044_9783.N1	16-MAR-2010 07:32:21	Bright	40.000	36	50Alp UMa	1.8000	6300.0	80	42044	No
105	GOM_NL__2PRFIN20100316_073357_000000462087_00407_42044_9784.N1	16-MAR-2010 07:33:57	Bright	45.500	32	77Eps UMa	1.7630	11000.	91	42044	No
106	GOM_NL__2PRFIN20100316_073925_000000532087_00407_42044_9785.N1	16-MAR-2010 07:39:25	Bright	52.500	60	7Bet UMi	2.0810	3950.0	105	42044	No
107	GOM_NL__2PRFIN20100316_074330_000000672087_00407_42044_9786.N1	16-MAR-2010 07:43:30	Bright	67.000	119	14Eta Dra	2.7270	4700.0	134	42044	No
108	GOM_NL__2PRFIN20100316_074926_000000332087_00407_42044_9787.N1	16-MAR-2010 07:49:26	Twi_and_stray	33.000	69	33Gam Dra	2.2310	3800.0	66	42044	No
109	GOM_NL__2PRFIN20100316_075239_000000372087_00407_42044_9788.N1	16-MAR-2010 07:52:39	Bright	36.500	19	50Alp Cyg	1.2460	10500.	73	42044	No
110	GOM_NL__2PRFIN20100316_075413_000000362087_00407_42044_9789.N1	16-MAR-2010 07:54:13	Bright	35.500	66	37Gam Cyg	2.2080	5900.0	71	42044	No
111	GOM_NL__2PRFIN20100316_075556_000000352087_00407_42044_9790.N1	16-MAR-2010 07:55:56	Bright	35.000	92	53Eps Cyg	2.5000	4500.0	70	42044	No
112	GOM_NL__2PRFIN20100316_080416_000000502087_00407_42044_9791.N1	16-MAR-2010 08:04:16	Twi_and_stray	49.500	11	53Alp Aql	0.76500	8000.0	99	42044	No
113	GOM_NL__2PRFIN20100316_081427_000000482087_00407_42044_9792.N1	16-MAR-2010 08:14:27	Dark	47.500	155	41Pi Sgr	2.9000	6600.0	95	42044	No
114	GOM_NL__2PRFIN20100316_081629_000000462087_00407_42044_9793.N1	16-MAR-2010 08:16:29	Dark	46.000	57	34Sig Sgr	2.0660	26000.	92	42044	No
115	GOM_NL__2PRFIN20100316_081752_000000572087_00407_42044_9794.N1	16-MAR-2010 08:17:52	Dark	57.000	137	22Lam Sgr	2.8240	4400.0	114	42044	No
116	GOM_NL__2PRFIN20100316_081957_000000532087_00407_42044_9795.N1	16-MAR-2010 08:19:57	Dark	52.500	38	20Eps Sgr	1.8360	11000.	105	42044	No
117	GOM_NL__2PRFIN20100316_082557_000000472087_00408_42045_9780.N1	16-MAR-2010 08:25:57	Dark	47.000	141	Bet Ara	2.8400	4600.0	94	42045	No
118	GOM_NL__2PRFIN20100316_083224_000000552087_00408_42045_9781.N1	16-MAR-2010 08:32:24	Dark	55.000	4	Alp1Cen	-0.010000	5800.0	110	42045	No
119	GOM_NL__2PRFIN20100316_083420_000000462087_00408_42045_9782.N1	16-MAR-2010 08:34:20	Dark	46.000	78	Alp Lup	2.3040	28000.	92	42045	No
120	GOM_NL__2PRFIN20100316_083547_000000492087_00408_42045_9783.N1	16-MAR-2010 08:35:47	Dark	48.500	81	Eta Cen	2.3560	28000.	97	42045	No
121	GOM_NL__2PRFIN20100316_083855_000000622087_00408_42045_9784.N1	16-MAR-2010 08:38:55	Straylight	62.000	54	5The Cen	2.0550	4500.0	124	42045	No
122	GOM_NL__2PRFIN20100316_084045_000000532087_00408_42045_9785.N1	16-MAR-2010 08:40:45	Straylight	53.000	123	lot Cen	2.7500	10200.	106	42045	No
123	GOM_NL__2PRFIN20100316_084633_000000532087_00408_42045_9786.N1	16-MAR-2010 08:46:33	Straylight	53.000	106	9Bet Crv	2.6480	5600.0	106	42045	No
124	GOM_NL__2PRFIN20100316_084853_000000462087_00408_42045_9787.N1	16-MAR-2010 08:48:53	Twi_and_stray	45.500	100	4Gam Crv	2.5800	13100.	91	42045	No
125	GOM_NL__2PRFIN20100316_090031_000000422087_00408_42045_9788.N1	16-MAR-2010 09:00:31	Bright	41.500	51	41Gam1Leo	2.0100	4500.0	83	42045	No
126	GOM_NL__2PRFIN20100316_090816_000000412087_00408_42045_9789.N1	16-MAR-2010 09:08:16	Bright	40.500	174	52Psi UMa	3.0040	4400.0	81	42045	No
127	GOM_NL__2PRFIN20100316_091127_000000362087_00408_42045_9790.N1	16-MAR-2010 09:11:27	Bright	36.000	82	48Bet UMa	2.3650	10600.	72	42045	No
128	GOM_NL__2PRFIN20100316_091257_000000392087_00408_42045_9791.N1	16-MAR-2010 09:12:57	Bright	38.500	36	50Alp UMa	1.8000	6300.0	77	42045	No
129	GOM_NL__2PRFIN20100316_091432_000000662087_00408_42045_9792.N1	16-MAR-2010 09:14:32	Bright	66.000	32	77Eps UMa	1.7630	11000.	132	42045	No
130	GOM_NL__2PRFIN20100316_092001_000000432087_00408_42045_9793.N1	16-MAR-2010 09:20:01	Bright	42.500	60	7Bet UMi	2.0810	3950.0	85	42045	No
131	GOM_NL__2PRFIN20100316_092405_000000502087_00408_42045_9794.N1	16-MAR-2010 09:24:05	Bright	49.500	119	14Eta Dra	2.7270	4700.0	99	42045	No
132	GOM_NL__2PRFIN20100316_093002_000000332087_00408_42045_9795.N1	16-MAR-2010 09:30:02	Twi_and_stray	33.000	69	33Gam Dra	2.2310	3800.0	66	42045	No
133	GOM_NL__2PRFIN20100316_093315_000000342087_00408_42045_9796.N1	16-MAR-2010 09:33:15	Bright	34.000	19	50Alp Cyg	1.2460	10500.	68	42045	No
134	GOM_NL__2PRFIN20100316_093449_000000362087_00408_42045_9797.N1	16-MAR-2010 09:34:49	Bright	36.000	66	37Gam Cyg	2.2080	5900.0	72	42045	No
135	GOM_NL__2PRFIN20100316_093632_000000372087_00408_42045_9798.N1	16-MAR-2010 09:36:32	Bright	37.000	92	53Eps Cyg	2.5000	4500.0	74	42045	No
136	GOM_NL__2PRFIN20100316_094453_000000522087_00408_42045_9799.N1	16-MAR-2010 09:44:53	Twi_and_stray	51.500	11	53Alp Aql	0.76500	8000.0	103	42045	No
137	GOM_NL__2PRFIN20100316_095503_000000482087_00408_42045_9800.N1	16-MAR-2010 09:55:03	Dark	47.500	155	41Pi Sgr	2.9000	6600.0	95	42045	No
138	GOM_NL__2PRFIN20100316_095706_000000462087_00408_42045_9801.N1	16-MAR-2010 09:57:06	Dark	46.000	57	34Sig Sgr	2.0660	26000.	92	42045	No
139	GOM_NL__2PRFIN20100316_095829_000000502087_00408_42045_9802.N1	16-MAR-2010 09:58:29	Dark	50.000	137	22Lam Sgr	2.8240	4400.0	100	42045	No
140	GOM_NL__2PRFIN20100316_100034_000000482087_00408_42045_9803.N1	16-MAR-2010 10:00:34	Dark	48.000	38	20Eps Sgr	1.8360	11000.	96	42045	No
141	GOM_NL__2PRFIN20100316_100634_000000422087_00409_42046_9808.N1	16-MAR-2010 10:06:34	Dark	41.500	141	Bet Ara	2.8400	4600.0	83	42046	No
142	GOM_NL__2PRFIN20100316_101300_000000442087_00409_42046_9809.N1	16-MAR-2010 10:13:00	Dark	43.500	4	Alp1Cen	-0.010000	5800.0	87	42046	No
143	GOM_NL__2PRFIN20100316_101457_000000502087_00409_42046_9810.N1	16-MAR-2010 10:14:57	Dark	49.500	78	Alp Lup	2.3040	28000.	99	42046	No
144	GOM_NL__2PRFIN20100316_101624_000000512087_00409_42046_9811.N1	16-MAR-2010 10:16:24	Dark	51.000	81	Eta Cen	2.3560	28000.	102	42046	No
145	GOM_NL__2PRFIN20100316_101931_000000562087_00409_42046_9812.N1	16-MAR-2010 10:19:31	Straylight	55.500	54	5The Cen	2.0550	4500.0	111	42046	No
146	GOM_NL__2PRFIN20100316_102122_000000502087_00409_42046_9813.N1	16-MAR-2010 10:21:22	Straylight	49.500	123	lot Cen	2.7500	10200.	99	42046	No
147	GOM_NL__2PRFIN20100316_102709_000000512087_00409_42046_9814.N1	16-MAR-2010 10:27:09	Straylight	51.000	106	9Bet Crv	2.6480	5600.0	102	42046	No
148	GOM_NL__2PRFIN20100316_102929_000000482087_00409_42046_9815.N1	16-MAR-2010 10:29:29	Twi_and_stray	48.000	100	4Gam Crv	2.5800	13100.	96	42046	No
149	GOM_NL__2PRFIN20100316_104107_000000402087_00409_42046_9816.N1	16-MAR-2010 10:41:07	Bright	39.500	51	41Gam1Leo	2.0100	4500.0	79	42046	No
150	GOM_NL__2PRFIN20100316_104852_000000412087_00409_42046_9817.N1	16-MAR-2010 10:48:52	Bright	41.000	174	52Psi UMa	3.0040	4400.0	82	42046	No
151	GOM_NL__2PRFIN20100316_105203_000000392087_00409_42046_9818.N1	16-MAR-2010 10:52:03	Bright	38.500	82	48Bet UMa	2.3650	10600.	77	42046	No
152	GOM_NL__2PRFIN20100316_105332_000000552087_00409_42046_9819.N1	16-MAR-2010 10:53:32	Bright	55.000	36	50Alp UMa	1.8000	6300.0	110	42046	No
153	GOM_NL__2PRFIN20100316_105507_000000462087_00409_42046_9820.N1	16-MAR-2010 10:55:07	Bright	46.000	32	77Eps UMa	1.7630	11000.	92	42046	No
154	GOM_NL__2PRFIN20100316_110036_000000382087_00409_42046_9821.N1	16-MAR-2010 11:00:36	Bright	38.000	60	7Bet UMi	2.0810	3950.0	76	42046	No
155	GOM_NL__2PRFIN20100316_110441_000000502087_00409_42046_9822.N1	16-MAR-2010 11:04:41	Bright	49.500	119	14Eta Dra	2.7270	4700.0	99	42046	No
156	GOM_NL__2PRFIN20100316_111037_000000282087_00409_42046_9823.N1	16-MAR-2010 11:10:37	Twi_and_stray	28.000	69	33Gam Dra	2.2310	3800.0	56	42046	No
157	GOM_NL__2PRFIN20100316_111351_000000422087_00409_42046_9824.N1	16-MAR-2010 11:13:51	Bright	42.000	19	50Alp Cyg	1.2460	10500.	84	42046	No
158	GOM_NL__2PRFIN20100316_111525_000000392087_00409_42046_9825.N1	16-MAR-2010 11:15:25	Bright	39.000	66	37Gam Cyg	2.2080	5900.0	78	42046	No
159	GOM_NL__2PRFIN20100316_111708_000000382087_00409_42046_9826.N1	16-MAR-2010 11:17:08	Bright	37.500	92	53Eps Cyg	2.5000	4500.0	75	42046	No
160	GOM_NL__2PRFIN20100316_112529_000000492087_00409_42046_9827.N1	16-MAR-2010 11:25:29	Twi_and_stray	48.500	11	53Alp Aql	0.76500	8000.0	97	42046	No

161	GOM_NL__2PRFIN20100316_113540_000000472087_00409_42046_9828.N1	16-MAR-2010 11:35:40	Dark	46.500	155	41Pi Sgr	2.9000	6600.0	93	42046	No
162	GOM_NL__2PRFIN20100316_113743_000000502087_00409_42046_9829.N1	16-MAR-2010 11:37:43	Dark	50.000	57	34Sig Sgr	2.0660	26000.	100	42046	No
163	GOM_NL__2PRFIN20100316_114111_000000472087_00409_42046_9830.N1	16-MAR-2010 11:41:11	Dark	47.000	38	20Eps Sgr	1.8360	11000.	94	42046	No
164	GOM_NL__2PRFIN20100316_114710_000000412087_00410_42047_9816.N1	16-MAR-2010 11:47:10	Dark	41.000	141	Bet Ara	2.8400	4600.0	82	42047	No
165	GOM_NL__2PRFIN20100316_115336_000000422087_00410_42047_9817.N1	16-MAR-2010 11:53:36	Dark	42.000	4	Alp1Cen	-0.010000	5800.0	84	42047	No
166	GOM_NL__2PRFIN20100316_115534_000000482087_00410_42047_9818.N1	16-MAR-2010 11:55:34	Dark	47.500	78	Alp Lup	2.3040	28000.	95	42047	No
167	GOM_NL__2PRFIN20100316_115701_000000512087_00410_42047_9819.N1	16-MAR-2010 11:57:01	Dark	51.000	81	Eta Cen	2.3560	28000.	102	42047	No
168	GOM_NL__2PRFIN20100316_120008_000000602087_00410_42047_9820.N1	16-MAR-2010 12:00:08	Straylight	59.500	54	5The Cen	2.0550	4500.0	119	42047	No
169	GOM_NL__2PRFIN20100316_120158_000000482087_00410_42047_9821.N1	16-MAR-2010 12:01:58	Straylight	47.500	123	lot Cen	2.7500	10200.	95	42047	No
170	GOM_NL__2PRFIN20100316_120745_000000542087_00410_42047_9822.N1	16-MAR-2010 12:07:45	Straylight	53.500	106	9Bet Crv	2.6480	5600.0	107	42047	No
171	GOM_NL__2PRFIN20100316_121005_000000492087_00410_42047_9823.N1	16-MAR-2010 12:10:05	Tw_i_and_stray	48.500	100	4Gam Crv	2.5800	13100.	97	42047	No
172	GOM_NL__2PRFIN20100316_122142_000000392087_00410_42047_9824.N1	16-MAR-2010 12:21:42	Bright	39.000	51	41Gam1Leo	2.0100	4500.0	78	42047	No
173	GOM_NL__2PRFIN20100316_122927_000000392087_00410_42047_9825.N1	16-MAR-2010 12:29:27	Bright	39.000	174	52Psi UMa	3.0040	4400.0	78	42047	No
174	GOM_NL__2PRFIN20100316_123238_000000372087_00410_42047_9826.N1	16-MAR-2010 12:32:38	Bright	36.500	82	48Bet UMa	2.3650	10600.	73	42047	No
175	GOM_NL__2PRFIN20100316_123408_000000382087_00410_42047_9827.N1	16-MAR-2010 12:34:08	Bright	38.000	36	50Alp UMa	1.8000	6300.0	76	42047	No
176	GOM_NL__2PRFIN20100316_123542_000000442087_00410_42047_9828.N1	16-MAR-2010 12:35:42	Bright	44.000	32	77Eps UMa	1.7630	11000.	88	42047	No
177	GOM_NL__2PRFIN20100316_124112_000000412087_00410_42047_9829.N1	16-MAR-2010 12:41:12	Bright	40.500	60	7Bet UMi	2.0810	3950.0	81	42047	No
178	GOM_NL__2PRFIN20100316_124516_000000462087_00410_42047_9830.N1	16-MAR-2010 12:45:16	Bright	46.000	119	14Eta Dra	2.7270	4700.0	92	42047	No
179	GOM_NL__2PRFIN20100316_125113_000000282087_00410_42047_9831.N1	16-MAR-2010 12:51:13	Tw_i_and_stray	28.000	69	33Gam Dra	2.2310	3800.0	56	42047	No
180	GOM_NL__2PRFIN20100316_125427_000000392087_00410_42047_9832.N1	16-MAR-2010 12:54:27	Bright	38.500	19	50Alp Cyg	1.2460	10500.	77	42047	No
181	GOM_NL__2PRFIN20100316_125601_000000412087_00410_42047_9833.N1	16-MAR-2010 12:56:01	Bright	40.500	66	37Gam Cyg	2.2080	5900.0	81	42047	No
182	GOM_NL__2PRFIN20100316_125744_000000442087_00410_42047_9834.N1	16-MAR-2010 12:57:44	Bright	44.000	92	53Eps Cyg	2.5000	4500.0	88	42047	No
183	GOM_NL__2PRFIN20100316_130606_000000502087_00410_42047_9835.N1	16-MAR-2010 13:06:06	Tw_i_and_stray	50.000	11	53Alp Aql	0.76500	8000.0	100	42047	No
184	GOM_NL__2PRFIN20100316_131617_000000452087_00410_42047_9836.N1	16-MAR-2010 13:16:17	Dark	45.000	155	41Pi Sgr	2.9000	6600.0	90	42047	No
185	GOM_NL__2PRFIN20100316_131819_000000492087_00410_42047_9837.N1	16-MAR-2010 13:18:19	Dark	48.500	57	34Sig Sgr	2.0660	26000.	97	42047	No
186	GOM_NL__2PRFIN20100316_132148_000000462087_00410_42047_9838.N1	16-MAR-2010 13:21:48	Dark	46.000	38	20Eps Sgr	1.8360	11000.	92	42047	No
187	GOM_NL__2PRFIN20100316_132747_000000412087_00411_42048_9827.N1	16-MAR-2010 13:27:47	Dark	41.000	141	Bet Ara	2.8400	4600.0	82	42048	No
188	GOM_NL__2PRFIN20100316_133413_000000552087_00411_42048_9828.N1	16-MAR-2010 13:34:13	Dark	55.000	4	Alp1Cen	-0.010000	5800.0	110	42048	No
189	GOM_NL__2PRFIN20100316_133610_000000472087_00411_42048_9829.N1	16-MAR-2010 13:36:10	Dark	46.500	78	Alp Lup	2.3040	28000.	93	42048	No
190	GOM_NL__2PRFIN20100316_133737_000000492087_00411_42048_9830.N1	16-MAR-2010 13:37:37	Dark	49.000	81	Eta Cen	2.3560	28000.	98	42048	No
191	GOM_NL__2PRFIN20100316_134045_000000612087_00411_42048_9831.N1	16-MAR-2010 13:40:45	Straylight	60.500	54	5The Cen	2.0550	4500.0	121	42048	No
192	GOM_NL__2PRFIN20100316_134235_000000482087_00411_42048_9832.N1	16-MAR-2010 13:42:35	Straylight	47.500	123	lot Cen	2.7500	10200.	95	42048	No
193	GOM_NL__2PRFIN20100316_134822_000000542087_00411_42048_9833.N1	16-MAR-2010 13:48:22	Straylight	53.500	106	9Bet Crv	2.6480	5600.0	107	42048	No
194	GOM_NL__2PRFIN20100316_135041_000000512087_00411_42048_9834.N1	16-MAR-2010 13:50:41	Tw_i_and_stray	51.000	100	4Gam Crv	2.5800	13100.	102	42048	No
195	GOM_NL__2PRFIN20100316_140218_000000382087_00411_42048_9835.N1	16-MAR-2010 14:02:18	Bright	38.000	51	41Gam1Leo	2.0100	4500.0	76	42048	No
196	GOM_NL__2PRFIN20100316_141003_000000412087_00411_42048_9836.N1	16-MAR-2010 14:10:03	Bright	41.000	174	52Psi UMa	3.0040	4400.0	82	42048	No
197	GOM_NL__2PRFIN20100316_141314_000000402087_00411_42048_9837.N1	16-MAR-2010 14:13:14	Bright	39.500	82	48Bet UMa	2.3650	10600.	79	42048	No
198	GOM_NL__2PRFIN20100316_141444_000000402087_00411_42048_9838.N1	16-MAR-2010 14:14:44	Bright	39.500	36	50Alp UMa	1.8000	6300.0	79	42048	No
199	GOM_NL__2PRFIN20100316_141618_000000442087_00411_42048_9839.N1	16-MAR-2010 14:16:18	Bright	44.000	32	77Eps UMa	1.7630	11000.	88	42048	No
200	GOM_NL__2PRFIN20100316_142148_000000372087_00411_42048_9840.N1	16-MAR-2010 14:21:48	Bright	37.000	60	7Bet UMi	2.0810	3950.0	74	42048	No
201	GOM_NL__2PRFIN20100316_142551_000000492087_00411_42048_9841.N1	16-MAR-2010 14:25:51	Bright	49.000	119	14Eta Dra	2.7270	4700.0	98	42048	No
202	GOM_NL__2PRFIN20100316_143503_000000352087_00411_42048_9842.N1	16-MAR-2010 14:35:03	Bright	34.500	19	50Alp Cyg	1.2460	10500.	69	42048	No
203	GOM_NL__2PRFIN20100316_143637_000000372087_00411_42048_9843.N1	16-MAR-2010 14:36:37	Bright	37.000	66	37Gam Cyg	2.2080	5900.0	74	42048	No
204	GOM_NL__2PRFIN20100316_143820_000000372087_00411_42048_9844.N1	16-MAR-2010 14:38:20	Bright	36.500	92	53Eps Cyg	2.5000	4500.0	73	42048	No
205	GOM_NL__2PRFIN20100316_144642_000000512087_00411_42048_9845.N1	16-MAR-2010 14:46:42	Tw_i_and_stray	50.500	11	53Alp Aql	0.76500	8000.0	101	42048	No
206	GOM_NL__2PRFIN20100316_145654_000000472087_00411_42048_9846.N1	16-MAR-2010 14:56:54	Dark	47.000	155	41Pi Sgr	2.9000	6600.0	94	42048	No
207	GOM_NL__2PRFIN20100316_145856_000000462087_00411_42048_9847.N1	16-MAR-2010 14:58:56	Dark	46.000	57	34Sig Sgr	2.0660	26000.	92	42048	No
208	GOM_NL__2PRFIN20100316_150020_000000572087_00411_42048_9848.N1	16-MAR-2010 15:00:20	Dark	56.500	137	22Lam Sgr	2.8240	4400.0	113	42048	No
209	GOM_NL__2PRFIN20100316_150225_000000492087_00411_42048_9849.N1	16-MAR-2010 15:02:25	Dark	48.500	38	20Eps Sgr	1.8360	11000.	97	42048	No
210	GOM_NL__2PRFIN20100316_150823_000000442087_00412_42049_9835.N1	16-MAR-2010 15:08:23	Dark	44.000	141	Bet Ara	2.8400	4600.0	88	42049	No
211	GOM_NL__2PRFIN20100316_151449_000000422087_00412_42049_9836.N1	16-MAR-2010 15:14:49	Dark	42.000	4	Alp1Cen	-0.010000	5800.0	84	42049	No
212	GOM_NL__2PRFIN20100316_151647_000000462087_00412_42049_9837.N1	16-MAR-2010 15:16:47	Dark	46.000	78	Alp Lup	2.3040	28000.	92	42049	No
213	GOM_NL__2PRFIN20100316_151814_000000492087_00412_42049_9838.N1	16-MAR-2010 15:18:14	Dark	49.000	81	Eta Cen	2.3560	28000.	98	42049	No
214	GOM_NL__2PRFIN20100316_152122_000000602087_00412_42049_9839.N1	16-MAR-2010 15:21:22	Straylight	60.000	54	5The Cen	2.0550	4500.0	120	42049	No
215	GOM_NL__2PRFIN20100316_152311_000000512087_00412_42049_9840.N1	16-MAR-2010 15:23:11	Straylight	50.500	123	lot Cen	2.7500	10200.	101	42049	No
216	GOM_NL__2PRFIN20100316_152858_000000532087_00412_42049_9841.N1	16-MAR-2010 15:28:58	Straylight	52.500	106	9Bet Crv	2.6480	5600.0	105	42049	No
217	GOM_NL__2PRFIN20100316_153117_000000482087_00412_42049_9842.N1	16-MAR-2010 15:31:17	Tw_i_and_stray	48.000	100	4Gam Crv	2.5800	13100.	96	42049	No
218	GOM_NL__2PRFIN20100316_154254_000000382087_00412_42049_9843.N1	16-MAR-2010 15:42:54	Bright	37.500	51	41Gam1Leo	2.0100	4500.0	75	42049	No
219	GOM_NL__2PRFIN20100316_155039_000000582087_00412_42049_9844.N1	16-MAR-2010 15:50:39	Bright	58.000	174	52Psi UMa	3.0040	4400.0	116	42049	No

220	GOM_NL__2PRFIN20100316_155350_000000382087_00412_42049_9845.N1	16-MAR-2010 15:53:50	Bright	37.500	82	48Bet UMa	2.3650	10600.	75	42049	No
221	GOM_NL__2PRFIN20100316_155519_000000372087_00412_42049_9846.N1	16-MAR-2010 15:55:19	Bright	37.000	36	50Alp UMa	1.8000	6300.0	74	42049	No
222	GOM_NL__2PRFIN20100316_155653_000000462087_00412_42049_9847.N1	16-MAR-2010 15:56:53	Bright	45.500	32	77Eps UMa	1.7630	11000.	91	42049	No
223	GOM_NL__2PRFIN20100316_160223_000000432087_00412_42049_9848.N1	16-MAR-2010 16:02:23	Bright	43.000	60	7Bet UMi	2.0810	3950.0	86	42049	No
224	GOM_NL__2PRFIN20100316_160627_000000502087_00412_42049_9849.N1	16-MAR-2010 16:06:27	Bright	49.500	119	14Eta Dra	2.7270	4700.0	99	42049	No
225	GOM_NL__2PRFIN20100316_161539_000000372087_00412_42049_9850.N1	16-MAR-2010 16:15:39	Bright	36.500	19	50Alp Cyg	1.2460	10500.	73	42049	No
226	GOM_NL__2PRFIN20100316_161713_000000392087_00412_42049_9851.N1	16-MAR-2010 16:17:13	Bright	39.000	66	37Gam Cyg	2.2080	5900.0	78	42049	No
227	GOM_NL__2PRFIN20100316_161856_000000372087_00412_42049_9852.N1	16-MAR-2010 16:18:56	Bright	37.000	92	53Eps Cyg	2.5000	4500.0	74	42049	No
228	GOM_NL__2PRFIN20100316_162718_000000522087_00412_42049_9853.N1	16-MAR-2010 16:27:18	Twi_and_stray	51.500	11	53Alp Aql	0.76500	8000.0	103	42049	No
229	GOM_NL__2PRFIN20100316_163731_000000472087_00412_42049_9854.N1	16-MAR-2010 16:37:31	Dark	46.500	155	41Pi Sgr	2.9000	6600.0	93	42049	No
230	GOM_NL__2PRFIN20100316_163933_000000462087_00412_42049_9855.N1	16-MAR-2010 16:39:33	Dark	46.000	57	34Sig Sgr	2.0660	26000.	92	42049	No
231	GOM_NL__2PRFIN20100316_164057_000000492087_00412_42049_9856.N1	16-MAR-2010 16:40:57	Dark	49.000	137	22Lam Sgr	2.8240	4400.0	98	42049	No
232	GOM_NL__2PRFIN20100316_164301_000000462087_00412_42049_9857.N1	16-MAR-2010 16:43:01	Dark	46.000	38	20Eps Sgr	1.8360	11000.	92	42049	No
233	GOM_NL__2PRFIN20100316_164900_000000412087_00413_42050_9844.N1	16-MAR-2010 16:49:00	Dark	41.000	141	Bet Ara	2.8400	4600.0	82	42050	No
234	GOM_NL__2PRFIN20100316_165526_000000422087_00413_42050_9845.N1	16-MAR-2010 16:55:26	Dark	41.500	4	Alp1Cen	-0.010000	5800.0	83	42050	No
235	GOM_NL__2PRFIN20100316_165724_000000502087_00413_42050_9846.N1	16-MAR-2010 16:57:24	Dark	49.500	78	Alp Lup	2.3040	28000.	99	42050	No
236	GOM_NL__2PRFIN20100316_165851_000000512087_00413_42050_9847.N1	16-MAR-2010 16:58:51	Dark	51.000	81	Eta Cen	2.3560	28000.	102	42050	No
237	GOM_NL__2PRFIN20100316_170158_000000612087_00413_42050_9848.N1	16-MAR-2010 17:01:58	Straylight	61.000	54	5The Cen	2.0550	4500.0	122	42050	No
238	GOM_NL__2PRFIN20100316_170347_000000502087_00413_42050_9849.N1	16-MAR-2010 17:03:47	Straylight	49.500	123	lot Cen	2.7500	10200.	99	42050	No
239	GOM_NL__2PRFIN20100316_170934_000000532087_00413_42050_9850.N1	16-MAR-2010 17:09:34	Straylight	52.500	106	9Bet Crv	2.6480	5600.0	105	42050	No
240	GOM_NL__2PRFIN20100316_171153_000000522087_00413_42050_9851.N1	16-MAR-2010 17:11:53	Twi_and_stray	51.500	100	4Gam Crv	2.5800	13100.	103	42050	No
241	GOM_NL__2PRFIN20100316_172330_000000382087_00413_42050_9852.N1	16-MAR-2010 17:23:30	Bright	38.000	51	41Gam1Leo	2.0100	4500.0	76	42050	No
242	GOM_NL__2PRFIN20100316_173114_000000412087_00413_42050_9853.N1	16-MAR-2010 17:31:14	Bright	41.000	174	52Psi UMa	3.0040	4400.0	82	42050	No
243	GOM_NL__2PRFIN20100316_173426_000000382087_00413_42050_9854.N1	16-MAR-2010 17:34:26	Bright	37.500	82	48Bet UMa	2.3650	10600.	75	42050	No
244	GOM_NL__2PRFIN20100316_173555_000000402087_00413_42050_9855.N1	16-MAR-2010 17:35:55	Bright	39.500	36	50Alp UMa	1.8000	6300.0	79	42050	No
245	GOM_NL__2PRFIN20100316_173728_000000462087_00413_42050_9856.N1	16-MAR-2010 17:37:28	Bright	45.500	32	77Eps UMa	1.7630	11000.	91	42050	No
246	GOM_NL__2PRFIN20100316_174259_000000432087_00413_42050_9857.N1	16-MAR-2010 17:42:59	Bright	42.500	60	7Bet UMi	2.0810	3950.0	85	42050	No
247	GOM_NL__2PRFIN20100316_174702_000000512087_00413_42050_9858.N1	16-MAR-2010 17:47:02	Bright	50.500	119	14Eta Dra	2.7270	4700.0	101	42050	No
248	GOM_NL__2PRFIN20100316_175615_000000422087_00413_42050_9859.N1	16-MAR-2010 17:56:15	Bright	41.500	19	50Alp Cyg	1.2460	10500.	83	42050	No
249	GOM_NL__2PRFIN20100316_175749_000000402087_00413_42050_9860.N1	16-MAR-2010 17:57:49	Bright	40.000	66	37Gam Cyg	2.2080	5900.0	80	42050	No
250	GOM_NL__2PRFIN20100316_175932_000000372087_00413_42050_9861.N1	16-MAR-2010 17:59:32	Bright	36.500	92	53Eps Cyg	2.5000	4500.0	73	42050	No
251	GOM_NL__2PRFIN20100316_180755_000000482087_00413_42050_9862.N1	16-MAR-2010 18:07:55	Twi_and_stray	48.000	11	53Alp Aql	0.76500	8000.0	96	42050	No
252	GOM_NL__2PRFIN20100316_181807_000000462087_00413_42050_9863.N1	16-MAR-2010 18:18:07	Dark	45.500	155	41Pi Sgr	2.9000	6600.0	91	42050	No
253	GOM_NL__2PRFIN20100316_182010_000000472087_00413_42050_9864.N1	16-MAR-2010 18:20:10	Dark	47.000	57	34Sig Sgr	2.0660	26000.	94	42050	No
254	GOM_NL__2PRFIN20100316_182134_000000512087_00413_42050_9865.N1	16-MAR-2010 18:21:34	Dark	51.000	137	22Lam Sgr	2.8240	4400.0	102	42050	No
255	GOM_NL__2PRFIN20100316_182338_000000522087_00413_42050_9866.N1	16-MAR-2010 18:23:38	Dark	51.500	38	20Eps Sgr	1.8360	11000.	103	42050	No
256	GOM_NL__2PRFIN20100316_182937_000000452087_00414_42051_9852.N1	16-MAR-2010 18:29:37	Dark	45.000	141	Bet Ara	2.8400	4600.0	90	42051	No
257	GOM_NL__2PRFIN20100316_183602_000000492087_00414_42051_9853.N1	16-MAR-2010 18:36:02	Dark	48.500	4	Alp1Cen	-0.010000	5800.0	97	42051	No
258	GOM_NL__2PRFIN20100316_183801_000000462087_00414_42051_9854.N1	16-MAR-2010 18:38:01	Dark	46.000	78	Alp Lup	2.3040	28000.	92	42051	No
259	GOM_NL__2PRFIN20100316_183928_000000522087_00414_42051_9855.N1	16-MAR-2010 18:39:28	Dark	51.500	81	Eta Cen	2.3560	28000.	103	42051	No
260	GOM_NL__2PRFIN20100316_184236_000000572087_00414_42051_9856.N1	16-MAR-2010 18:42:36	Straylight	57.000	54	5The Cen	2.0550	4500.0	114	42051	No
261	GOM_NL__2PRFIN20100316_184424_000000482087_00414_42051_9857.N1	16-MAR-2010 18:44:24	Straylight	47.500	123	lot Cen	2.7500	10200.	95	42051	No
262	GOM_NL__2PRFIN20100316_185010_000000542087_00414_42051_9858.N1	16-MAR-2010 18:50:10	Straylight	53.500	106	9Bet Crv	2.6480	5600.0	107	42051	No
263	GOM_NL__2PRFIN20100316_185229_000000512087_00414_42051_9859.N1	16-MAR-2010 18:52:29	Twi_and_stray	51.000	100	4Gam Crv	2.5800	13100.	102	42051	No
264	GOM_NL__2PRFIN20100316_190406_000000382087_00414_42051_9860.N1	16-MAR-2010 19:04:06	Bright	38.000	51	41Gam1Leo	2.0100	4500.0	76	42051	No
265	GOM_NL__2PRFIN20100316_191150_000000402087_00414_42051_9861.N1	16-MAR-2010 19:11:50	Bright	39.500	174	52Psi UMa	3.0040	4400.0	79	42051	No
266	GOM_NL__2PRFIN20100316_191501_000000512087_00414_42051_9862.N1	16-MAR-2010 19:15:01	Bright	51.000	82	48Bet UMa	2.3650	10600.	102	42051	No
267	GOM_NL__2PRFIN20100316_191631_000000432087_00414_42051_9863.N1	16-MAR-2010 19:16:31	Bright	43.000	36	50Alp UMa	1.8000	6300.0	86	42051	No
268	GOM_NL__2PRFIN20100316_191804_000000462087_00414_42051_9864.N1	16-MAR-2010 19:18:04	Bright	45.500	32	77Eps UMa	1.7630	11000.	91	42051	No
269	GOM_NL__2PRFIN20100316_192334_000000392087_00414_42051_9865.N1	16-MAR-2010 19:23:34	Bright	39.000	60	7Bet UMi	2.0810	3950.0	78	42051	No
270	GOM_NL__2PRFIN20100316_192737_000000502087_00414_42051_9866.N1	16-MAR-2010 19:27:37	Bright	49.500	119	14Eta Dra	2.7270	4700.0	99	42051	No
271	GOM_NL__2PRFIN20100316_193651_000000362087_00414_42051_9867.N1	16-MAR-2010 19:36:51	Bright	35.500	19	50Alp Cyg	1.2460	10500.	71	42051	No
272	GOM_NL__2PRFIN20100316_193825_000000392087_00414_42051_9868.N1	16-MAR-2010 19:38:25	Bright	39.000	66	37Gam Cyg	2.2080	5900.0	78	42051	No
273	GOM_NL__2PRFIN20100316_194009_000000372087_00414_42051_9869.N1	16-MAR-2010 19:40:09	Bright	37.000	92	53Eps Cyg	2.5000	4500.0	74	42051	No
274	GOM_NL__2PRFIN20100316_194831_000000522087_00414_42051_9870.N1	16-MAR-2010 19:48:31	Twi_and_stray	51.500	11	53Alp Aql	0.76500	8000.0	103	42051	No
275	GOM_NL__2PRFIN20100316_195844_000000482087_00414_42051_9871.N1	16-MAR-2010 19:58:44	Dark	47.500	155	41Pi Sgr	2.9000	6600.0	95	42051	No
276	GOM_NL__2PRFIN20100316_200047_000000492087_00414_42051_9872.N1	16-MAR-2010 20:00:47	Dark	49.000	57	34Sig Sgr	2.0660	26000.	98	42051	No
277	GOM_NL__2PRFIN20100316_200211_000000532087_00414_42051_9873.N1	16-MAR-2010 20:02:11	Dark	53.000	137	22Lam Sgr	2.8240	4400.0	106	42051	No
278	GOM_NL__2PRFIN20100316_200415_000000482087_00414_42051_9874.N1	16-MAR-2010 20:04:15	Dark	48.000	38	20Eps Sgr	1.8360	11000.	96	42051	No

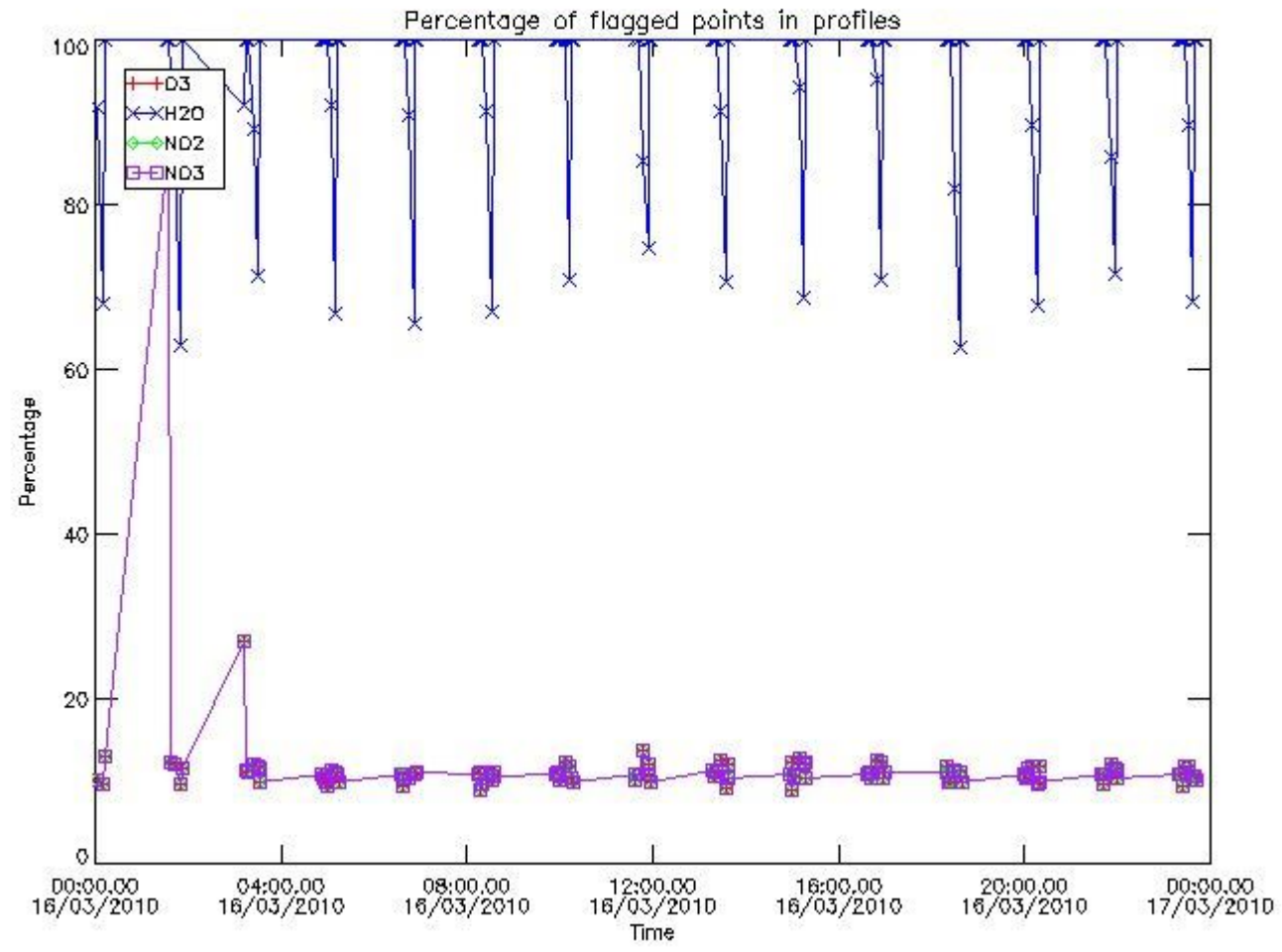
279	GOM_NL__2PRFIN20100316_201014_000000442087_00415_42052_9860.N1	16-MAR-2010 20:10:14	Dark	43.500	141	Bet Ara	2.8400	4600.0	87	42052	No
280	GOM_NL__2PRFIN20100316_201639_000000532087_00415_42052_9861.N1	16-MAR-2010 20:16:39	Dark	53.000	4	Alp1Cen	-0.010000	5800.0	106	42052	No
281	GOM_NL__2PRFIN20100316_201837_000000472087_00415_42052_9862.N1	16-MAR-2010 20:18:37	Dark	47.000	78	Alp Lup	2.3040	28000.	94	42052	No
282	GOM_NL__2PRFIN20100316_202005_000000512087_00415_42052_9863.N1	16-MAR-2010 20:20:05	Dark	51.000	81	Eta Cen	2.3560	28000.	102	42052	No
283	GOM_NL__2PRFIN20100316_202312_000000622087_00415_42052_9864.N1	16-MAR-2010 20:23:12	Straylight	61.500	54	5The Cen	2.0550	4500.0	123	42052	No
284	GOM_NL__2PRFIN20100316_202501_000000492087_00415_42052_9865.N1	16-MAR-2010 20:25:01	Straylight	48.500	123	lot Cen	2.7500	10200.	97	42052	No
285	GOM_NL__2PRFIN20100316_203046_000000542087_00415_42052_9866.N1	16-MAR-2010 20:30:46	Straylight	53.500	106	9Bet Crv	2.6480	5600.0	107	42052	No
286	GOM_NL__2PRFIN20100316_203305_000000502087_00415_42052_9867.N1	16-MAR-2010 20:33:05	Tw_i_and_stray	50.000	100	4Gam Crv	2.5800	13100.	100	42052	No
287	GOM_NL__2PRFIN20100316_204442_000000382087_00415_42052_9868.N1	16-MAR-2010 20:44:42	Bright	37.500	51	41Gam1Leo	2.0100	4500.0	75	42052	No
288	GOM_NL__2PRFIN20100316_205226_000000402087_00415_42052_9869.N1	16-MAR-2010 20:52:26	Bright	40.000	174	52Psi UMa	3.0040	4400.0	80	42052	No
289	GOM_NL__2PRFIN20100316_205537_000000372087_00415_42052_9870.N1	16-MAR-2010 20:55:37	Bright	37.000	82	48Bet UMa	2.3650	10600.	74	42052	No
290	GOM_NL__2PRFIN20100316_205706_000000402087_00415_42052_9871.N1	16-MAR-2010 20:57:06	Bright	40.000	36	50Alp UMa	1.8000	6300.0	80	42052	No
291	GOM_NL__2PRFIN20100316_205839_000000462087_00415_42052_9872.N1	16-MAR-2010 20:58:39	Bright	46.000	32	77Eps UMa	1.7630	11000.	92	42052	No
292	GOM_NL__2PRFIN20100316_210410_000000432087_00415_42052_9873.N1	16-MAR-2010 21:04:10	Bright	43.000	60	7Bet UMi	2.0810	3950.0	86	42052	No
293	GOM_NL__2PRFIN20100316_210813_000000492087_00415_42052_9874.N1	16-MAR-2010 21:08:13	Bright	49.000	119	14Eta Dra	2.7270	4700.0	98	42052	No
294	GOM_NL__2PRFIN20100316_211727_000000392087_00415_42052_9875.N1	16-MAR-2010 21:17:27	Bright	38.500	19	50Alp Cyg	1.2460	10500.	77	42052	No
295	GOM_NL__2PRFIN20100316_211901_000000372087_00415_42052_9876.N1	16-MAR-2010 21:19:01	Bright	36.500	66	37Gam Cyg	2.2080	5900.0	73	42052	No
296	GOM_NL__2PRFIN20100316_212045_000000352087_00415_42052_9877.N1	16-MAR-2010 21:20:45	Bright	34.500	92	53Eps Cyg	2.5000	4500.0	69	42052	No
297	GOM_NL__2PRFIN20100316_212908_000000532087_00415_42052_9878.N1	16-MAR-2010 21:29:08	Tw_i_and_stray	52.500	11	53Alp Aql	0.76500	8000.0	105	42052	No
298	GOM_NL__2PRFIN20100316_213921_000000472087_00415_42052_9879.N1	16-MAR-2010 21:39:21	Dark	46.500	155	41Pi Sgr	2.9000	6600.0	93	42052	No
299	GOM_NL__2PRFIN20100316_214123_000000482087_00415_42052_9880.N1	16-MAR-2010 21:41:23	Dark	47.500	57	34Sig Sgr	2.0660	26000.	95	42052	No
300	GOM_NL__2PRFIN20100316_214248_000000582087_00415_42052_9881.N1	16-MAR-2010 21:42:48	Dark	57.500	137	22Lam Sgr	2.8240	4400.0	115	42052	No
301	GOM_NL__2PRFIN20100316_214452_000000472087_00415_42052_9882.N1	16-MAR-2010 21:44:52	Dark	46.500	38	20Eps Sgr	1.8360	11000.	93	42052	No
302	GOM_NL__2PRFIN20100316_215050_000000432087_00416_42053_9868.N1	16-MAR-2010 21:50:50	Dark	42.500	141	Bet Ara	2.8400	4600.0	85	42053	No
303	GOM_NL__2PRFIN20100316_215715_000000452087_00416_42053_9869.N1	16-MAR-2010 21:57:15	Dark	44.500	4	Alp1Cen	-0.010000	5800.0	89	42053	No
304	GOM_NL__2PRFIN20100316_215914_000000452087_00416_42053_9870.N1	16-MAR-2010 21:59:14	Dark	45.000	78	Alp Lup	2.3040	28000.	90	42053	No
305	GOM_NL__2PRFIN20100316_220042_000000502087_00416_42053_9871.N1	16-MAR-2010 22:00:42	Dark	49.500	81	Eta Cen	2.3560	28000.	99	42053	No
306	GOM_NL__2PRFIN20100316_220349_000000622087_00416_42053_9872.N1	16-MAR-2010 22:03:49	Straylight	61.500	54	5The Cen	2.0550	4500.0	123	42053	No
307	GOM_NL__2PRFIN20100316_220537_000000492087_00416_42053_9873.N1	16-MAR-2010 22:05:37	Straylight	49.000	123	lot Cen	2.7500	10200.	98	42053	No
308	GOM_NL__2PRFIN20100316_221123_000000552087_00416_42053_9874.N1	16-MAR-2010 22:11:23	Straylight	55.000	106	9Bet Crv	2.6480	5600.0	110	42053	No
309	GOM_NL__2PRFIN20100316_221341_000000522087_00416_42053_9875.N1	16-MAR-2010 22:13:41	Tw_i_and_stray	52.000	100	4Gam Crv	2.5800	13100.	104	42053	No
310	GOM_NL__2PRFIN20100316_222518_000000392087_00416_42053_9876.N1	16-MAR-2010 22:25:18	Bright	38.500	51	41Gam1Leo	2.0100	4500.0	77	42053	No
311	GOM_NL__2PRFIN20100316_223301_000000382087_00416_42053_9877.N1	16-MAR-2010 22:33:01	Bright	37.500	174	52Psi UMa	3.0040	4400.0	75	42053	No
312	GOM_NL__2PRFIN20100316_223613_000000382087_00416_42053_9878.N1	16-MAR-2010 22:36:13	Bright	38.000	82	48Bet UMa	2.3650	10600.	76	42053	No
313	GOM_NL__2PRFIN20100316_223742_000000392087_00416_42053_9879.N1	16-MAR-2010 22:37:42	Bright	38.500	36	50Alp UMa	1.8000	6300.0	77	42053	No
314	GOM_NL__2PRFIN20100316_223914_000000462087_00416_42053_9880.N1	16-MAR-2010 22:39:14	Bright	46.000	32	77Eps UMa	1.7630	11000.	92	42053	No
315	GOM_NL__2PRFIN20100316_224445_000000402087_00416_42053_9881.N1	16-MAR-2010 22:44:45	Bright	40.000	60	7Bet UMi	2.0810	3950.0	80	42053	No
316	GOM_NL__2PRFIN20100316_224848_000000482087_00416_42053_9882.N1	16-MAR-2010 22:48:48	Bright	48.000	119	14Eta Dra	2.7270	4700.0	96	42053	No
317	GOM_NL__2PRFIN20100316_225803_000000352087_00416_42053_9883.N1	16-MAR-2010 22:58:03	Bright	35.000	19	50Alp Cyg	1.2460	10500.	70	42053	No
318	GOM_NL__2PRFIN20100316_225937_000000412087_00416_42053_9884.N1	16-MAR-2010 22:59:37	Bright	40.500	66	37Gam Cyg	2.2080	5900.0	81	42053	No
319	GOM_NL__2PRFIN20100316_230121_000000382087_00416_42053_9885.N1	16-MAR-2010 23:01:21	Bright	38.000	92	53Eps Cyg	2.5000	4500.0	76	42053	No
320	GOM_NL__2PRFIN20100316_230943_000000542087_00416_42053_9886.N1	16-MAR-2010 23:09:43	Tw_i_and_stray	54.000	11	53Alp Aql	0.76500	8000.0	108	42053	No
321	GOM_NL__2PRFIN20100316_231957_000000472087_00416_42053_9887.N1	16-MAR-2010 23:19:57	Dark	46.500	155	41Pi Sgr	2.9000	6600.0	93	42053	No
322	GOM_NL__2PRFIN20100316_232200_000000472087_00416_42053_9888.N1	16-MAR-2010 23:22:00	Dark	46.500	57	34Sig Sgr	2.0660	26000.	93	42053	No
323	GOM_NL__2PRFIN20100316_232325_000000592087_00416_42053_9889.N1	16-MAR-2010 23:23:25	Dark	59.000	137	22Lam Sgr	2.8240	4400.0	118	42053	No
324	GOM_NL__2PRFIN20100316_232529_000000522087_00416_42053_9890.N1	16-MAR-2010 23:25:29	Dark	52.000	38	20Eps Sgr	1.8360	11000.	104	42053	No
325	GOM_NL__2PRFIN20100316_233127_000000442087_00417_42054_9876.N1	16-MAR-2010 23:31:27	Dark	43.500	141	Bet Ara	2.8400	4600.0	87	42054	No
326	GOM_NL__2PRFIN20100316_233752_000000572087_00417_42054_9877.N1	16-MAR-2010 23:37:52	Dark	57.000	4	Alp1Cen	-0.010000	5800.0	114	42054	No
327	GOM_NL__2PRFIN20100316_233951_000000482087_00417_42054_9878.N1	16-MAR-2010 23:39:51	Dark	48.000	78	Alp Lup	2.3040	28000.	96	42054	No
328	GOM_NL__2PRFIN20100316_234118_000000502087_00417_42054_9879.N1	16-MAR-2010 23:41:18	Dark	50.000	81	Eta Cen	2.3560	28000.	100	42054	No
329	GOM_NL__2PRFIN20100316_234425_000000592087_00417_42054_9880.N1	16-MAR-2010 23:44:25	Straylight	59.000	54	5The Cen	2.0550	4500.0	118	42054	No
330	GOM_NL__2PRFIN20100316_234614_000000482087_00417_42054_9881.N1	16-MAR-2010 23:46:14	Straylight	47.500	123	lot Cen	2.7500	10200.	95	42054	No
331	GOM_NL__2PRFIN20100316_235159_000000522087_00417_42054_9882.N1	16-MAR-2010 23:51:59	Straylight	51.500	106	9Bet Crv	2.6480	5600.0	103	42054	No
332	GOM_NL__2PRFIN20100316_235417_000000522087_00417_42054_9883.N1	16-MAR-2010 23:54:17	Tw_i_and_stray	52.000	100	4Gam Crv	2.5800	13100.	104	42054	No

3. Quality information per product

In this section it is plotted some information contained in the Quality Summary data set of

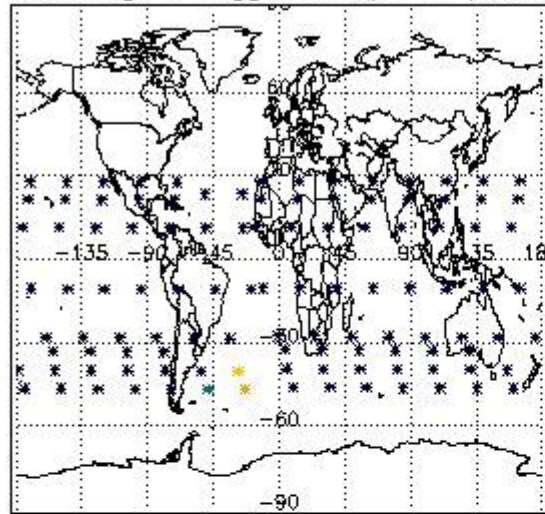
the level 2 products. Only products in dark limb conditions and without errors (error flag in the MPH set to "0") are used.

3.1 Plot quality information per product (time dependant)

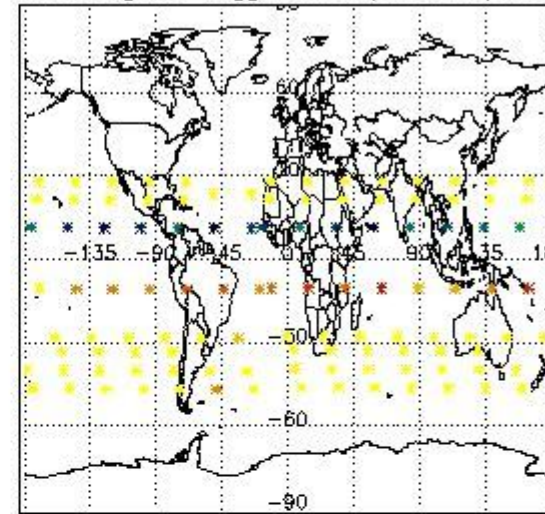


3.2 Plot quality information per product (world map)


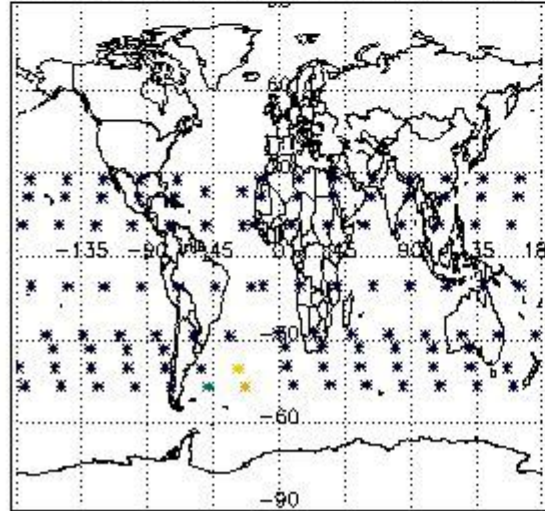
Percentage of flagged data per O3 profile



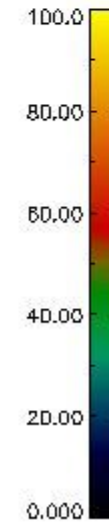
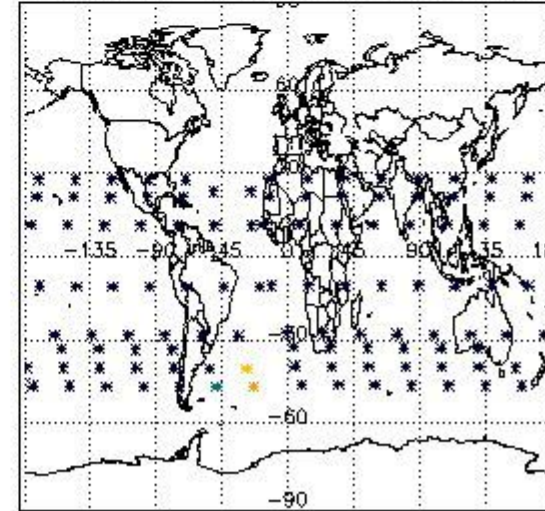
Percentage of flagged data per H2O profile



Percentage of flagged data per NO2 profile



Percentage of flagged data per NO3 profile

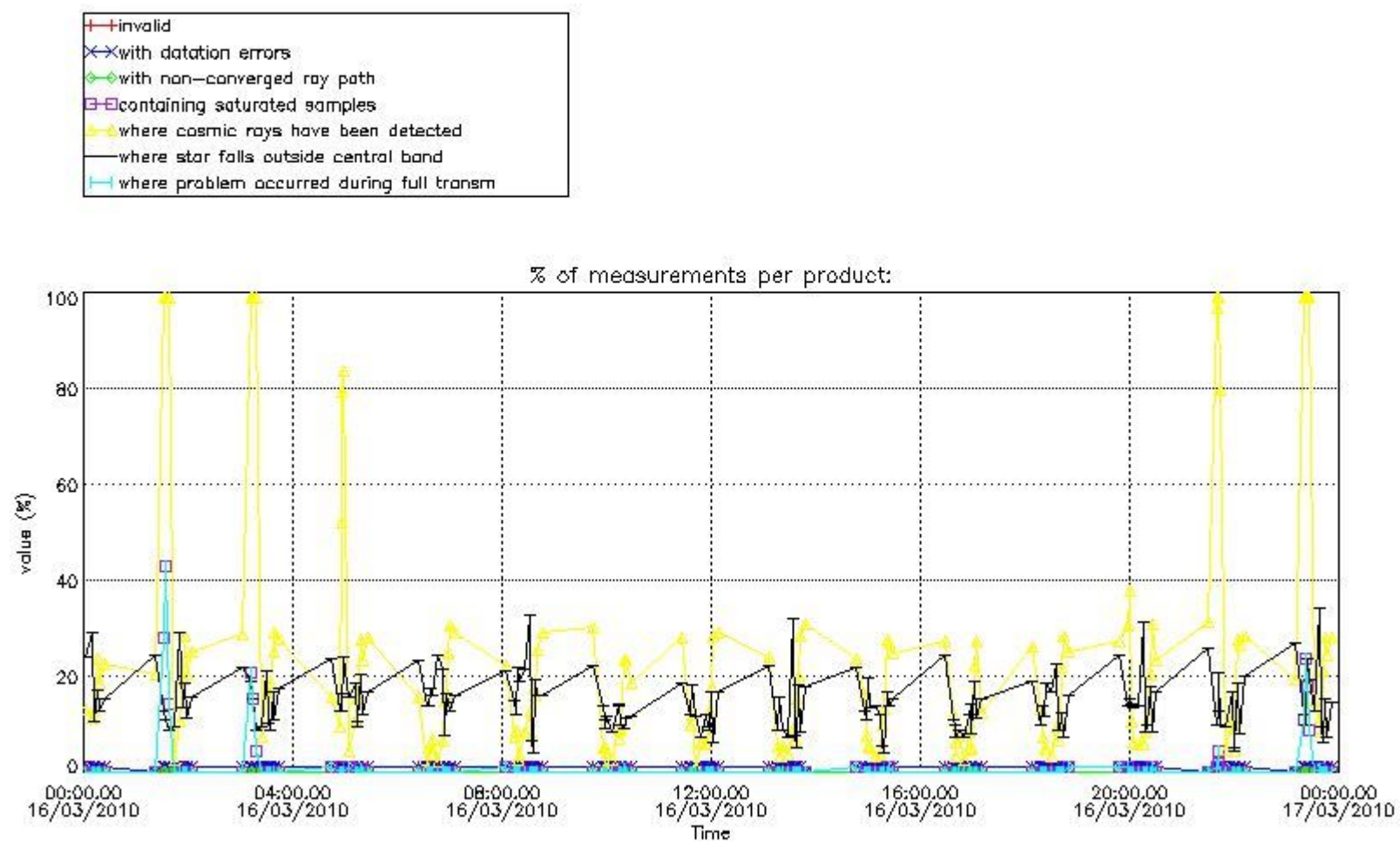


4. Level 1 quality information per product

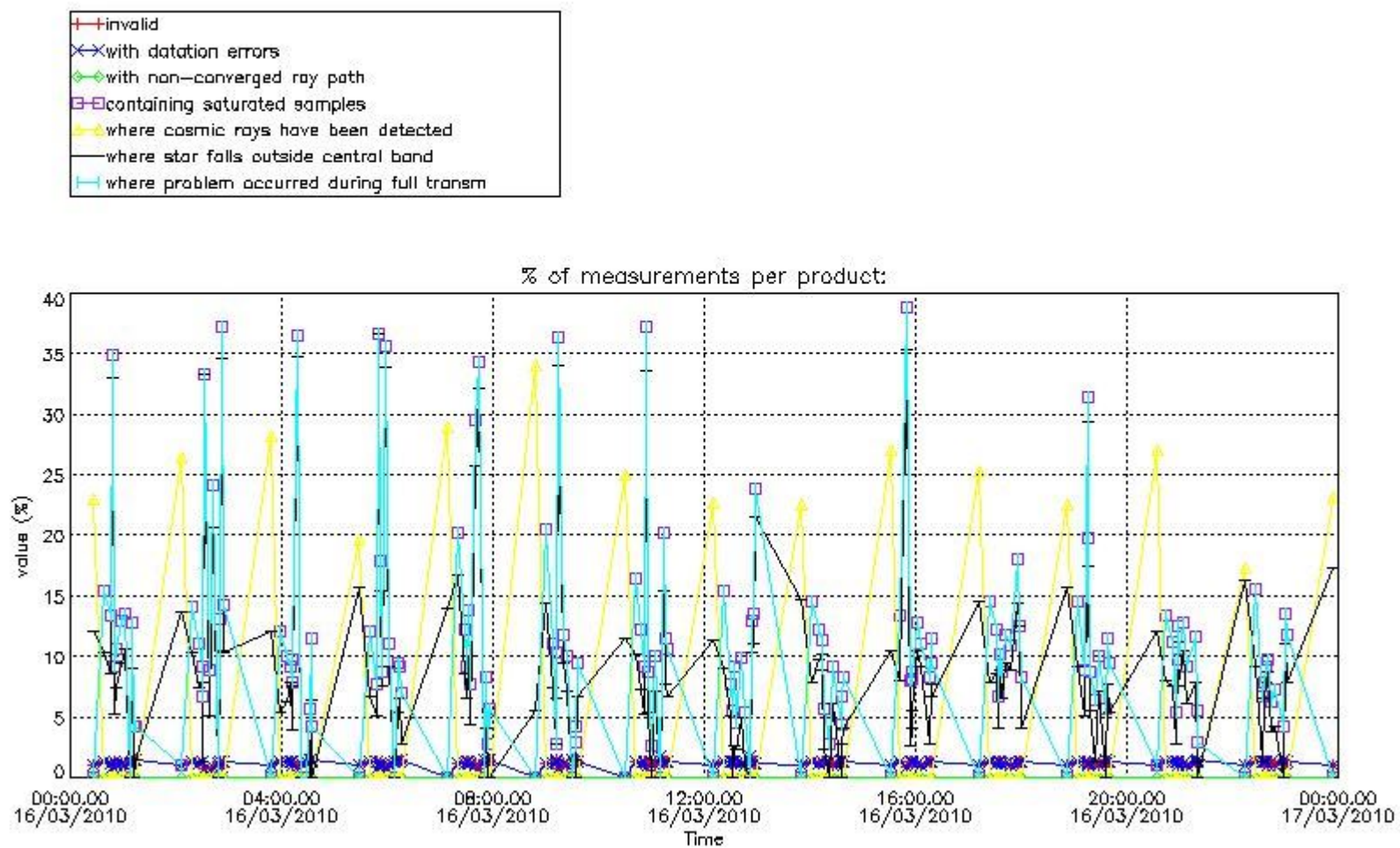
In this section it is plotted some information contained in the Quality Summary data set of the level 2 products that comes from the level 1b processing. Products without errors (error flag in the MPH set to "0") are used.

4.1 Plot quality information per product (time dependant) coming from level 1b processing

4.1.1 Plot level 1 quality information per product (time dependant): ENVISAT ASCENDING passes



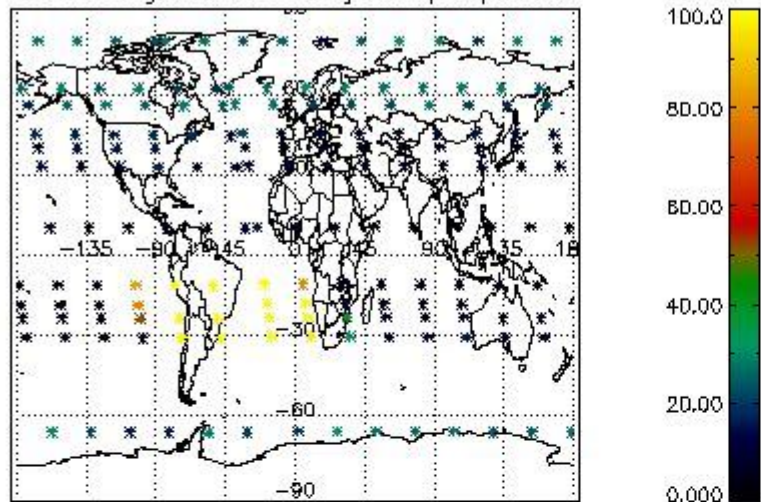
4.1.2 Plot level 1 quality information per product (time dependant): ENVI SAT DESCENDING passes



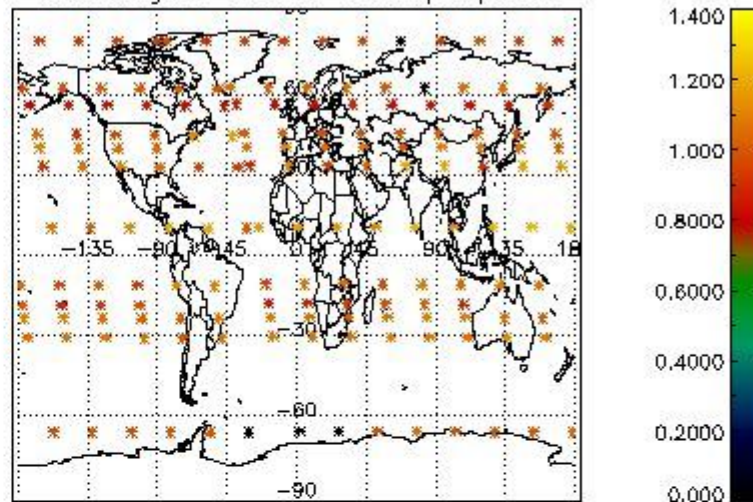
4.2 Plot quality information per product coming from level 1b processing (world map)

4.2.1 Plot level 1 quality information per product (world map): ENVISAT ASCENDING passes

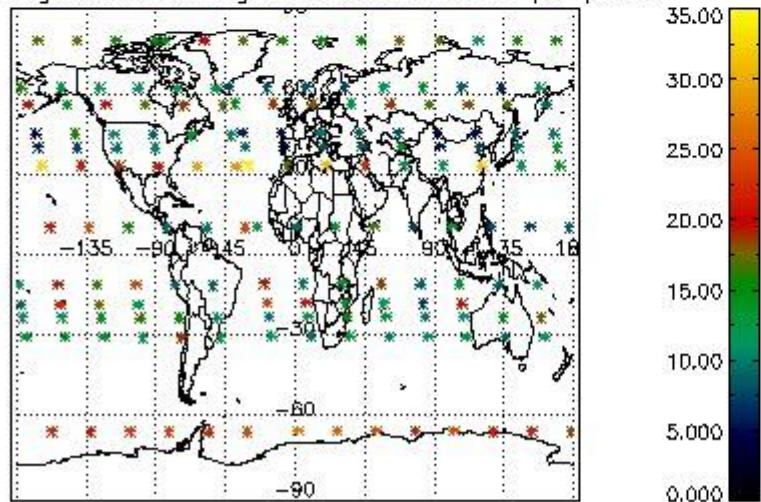
Percentage of cosmic ray hits per profile



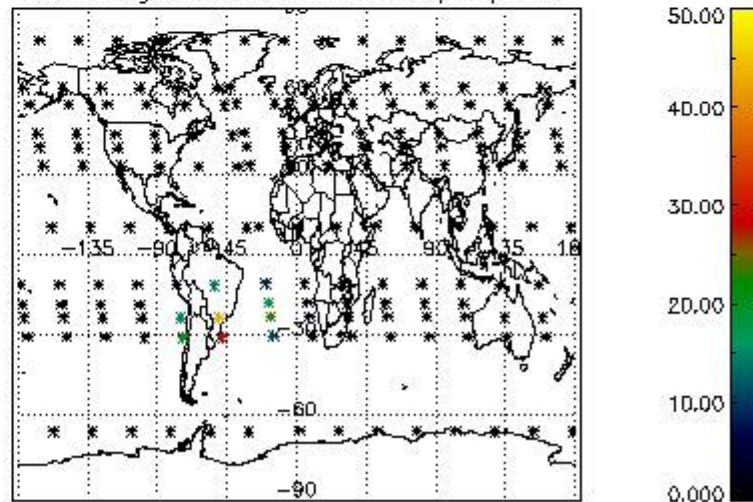
Percentage of datation errors per profile



Percentage of star falling outside central band per profile

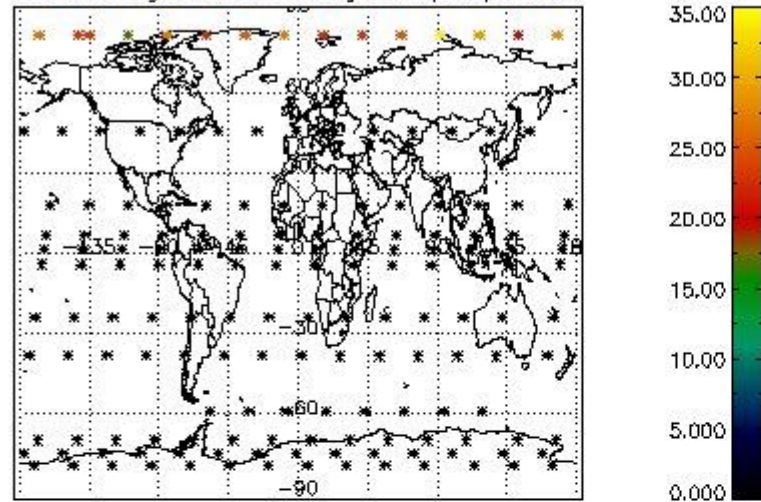


Percentage of saturation errors per profile

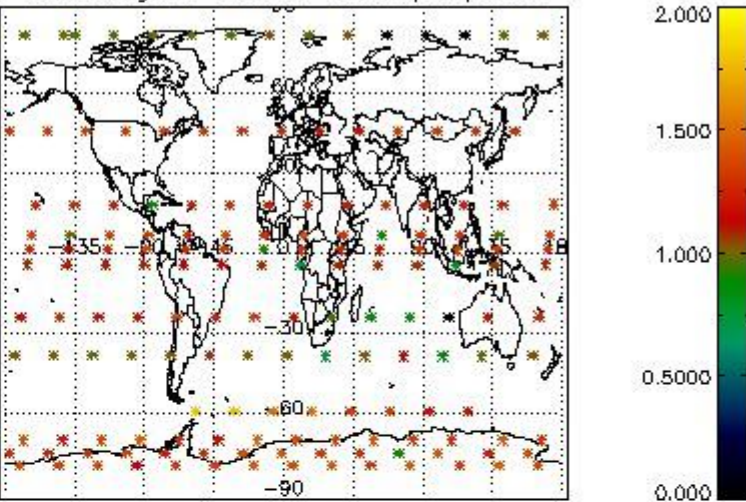


4.2.2 Plot level 1 quality information per product (world map): ENVISAT DESCENDING passes

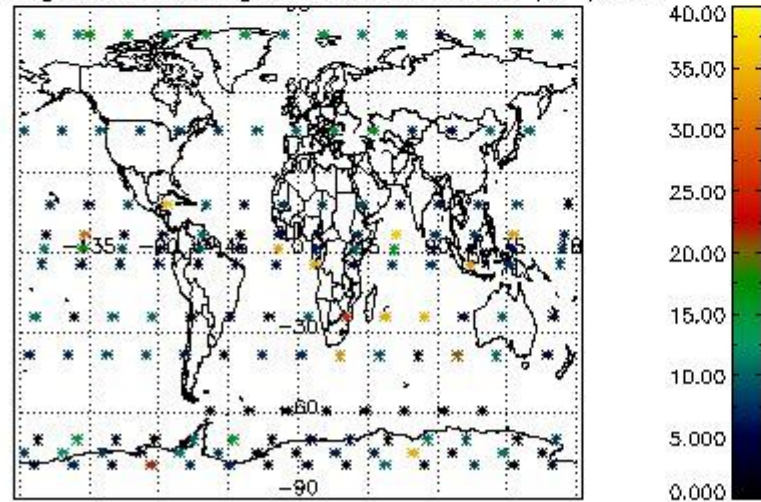
Percentage of cosmic ray hits per profile



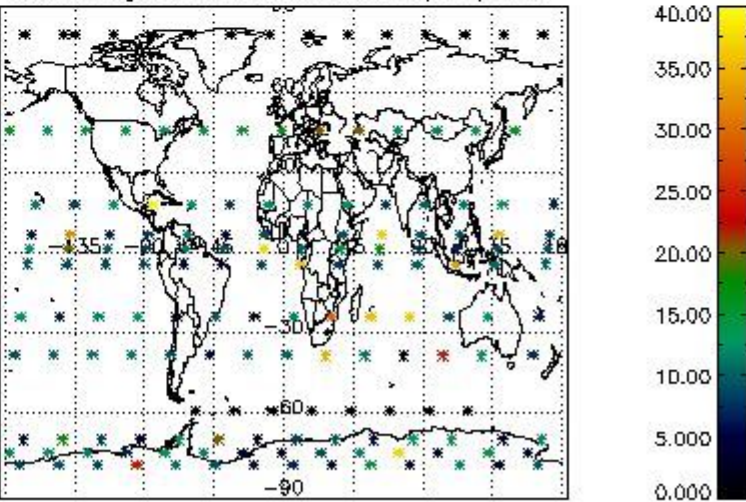
Percentage of datation errors per profile



Percentage of star falling outside central band per profile



Percentage of saturation errors per profile



5. Trace gas profiles

5.1 Ozone statistics based on quality of products

The final quality of the products can be "measured" using the STD (Standard Deviation) attached to every point profile. This information is written to the parameter GOM_NL__2P/NL_LOCAL_SPECIES_DENSITY/o3_std of the level 2 products. The table below shows the statistics for given STD ranges.

The statistics are given with respect to the overall valid production:

- Products without fatal errors: GOM_NL__2P/MPH/PRODUCT_ERR=0
- Valid point profile: GOM_NL__2P/NL_LOCAL_SPECIES_DENSITY/pcd(0)=0

The 'Criteria' is applied to valid points of dark limb products:

- Products in dark limb illumination condition: GOM_NL__2P/NL_SUMMARY_QUALITY/obs_ill_cond=0
- Products without fatal errors: GOM_NL__2P/MPH/PRODUCT_ERR=0
- Valid point profile: GOM_NL__2P/NL_LOCAL_SPECIES_DENSITY/pcd(0)=0

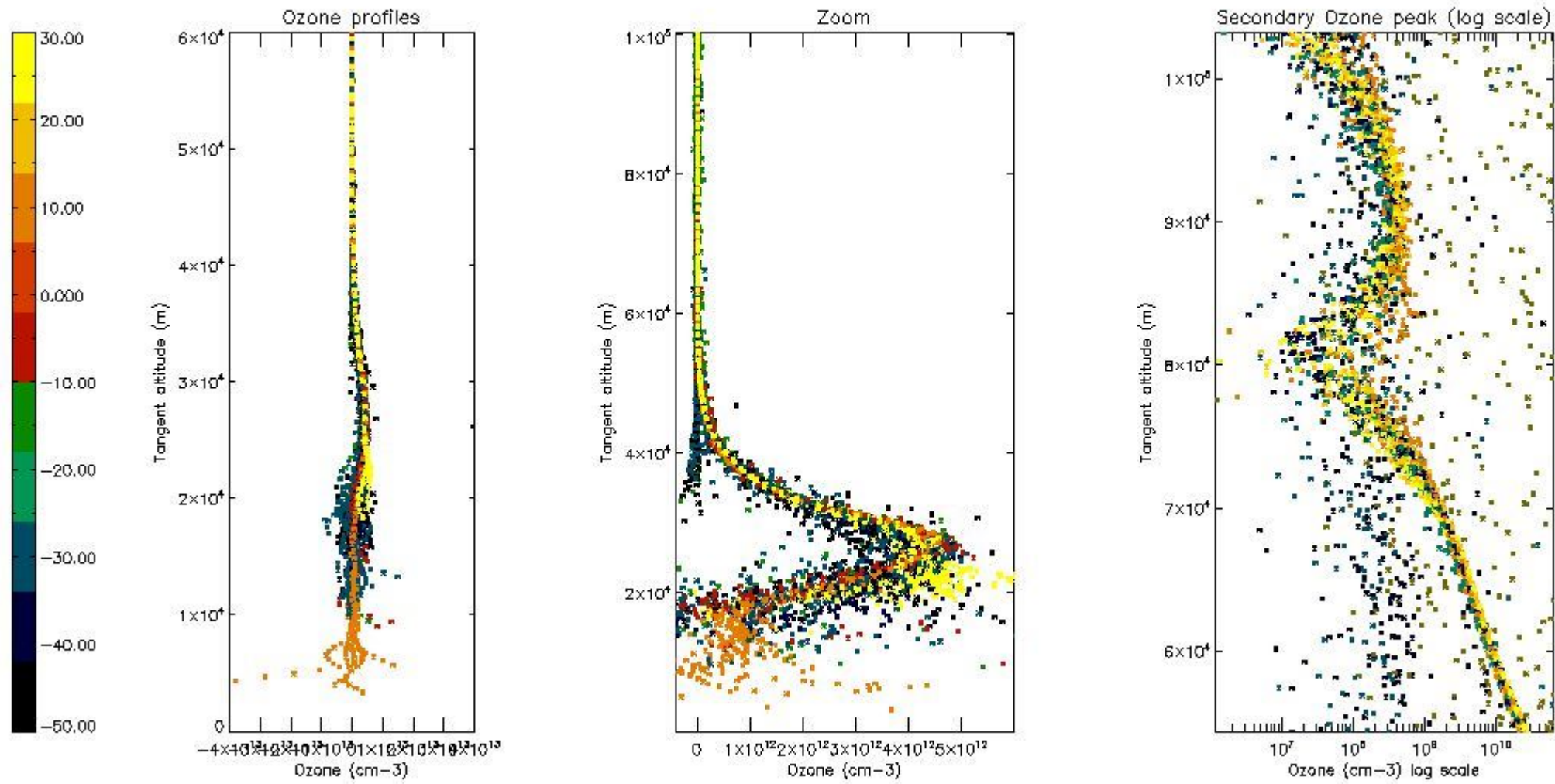
So, the table below shows the percentage of dark limb and valid observations for each criteria with respect to the overall valid daily observations.

Criteria	% of total production
All STD	35
STD < 20	17

STD < 10	13
STD < 5	9

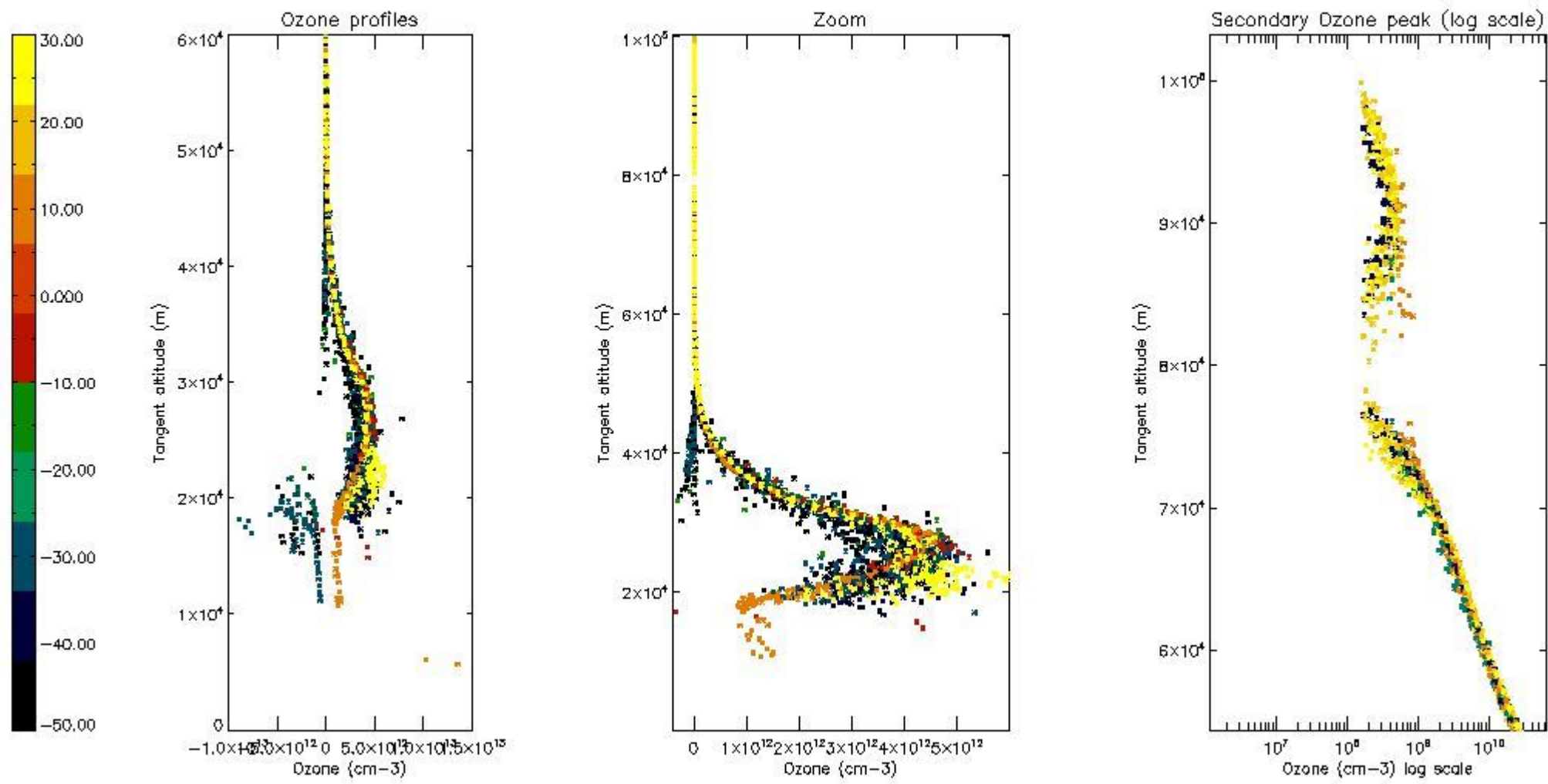
5.2 Plot ozone profiles for all STD (dark without errors)

The colorbar represents the latitude.



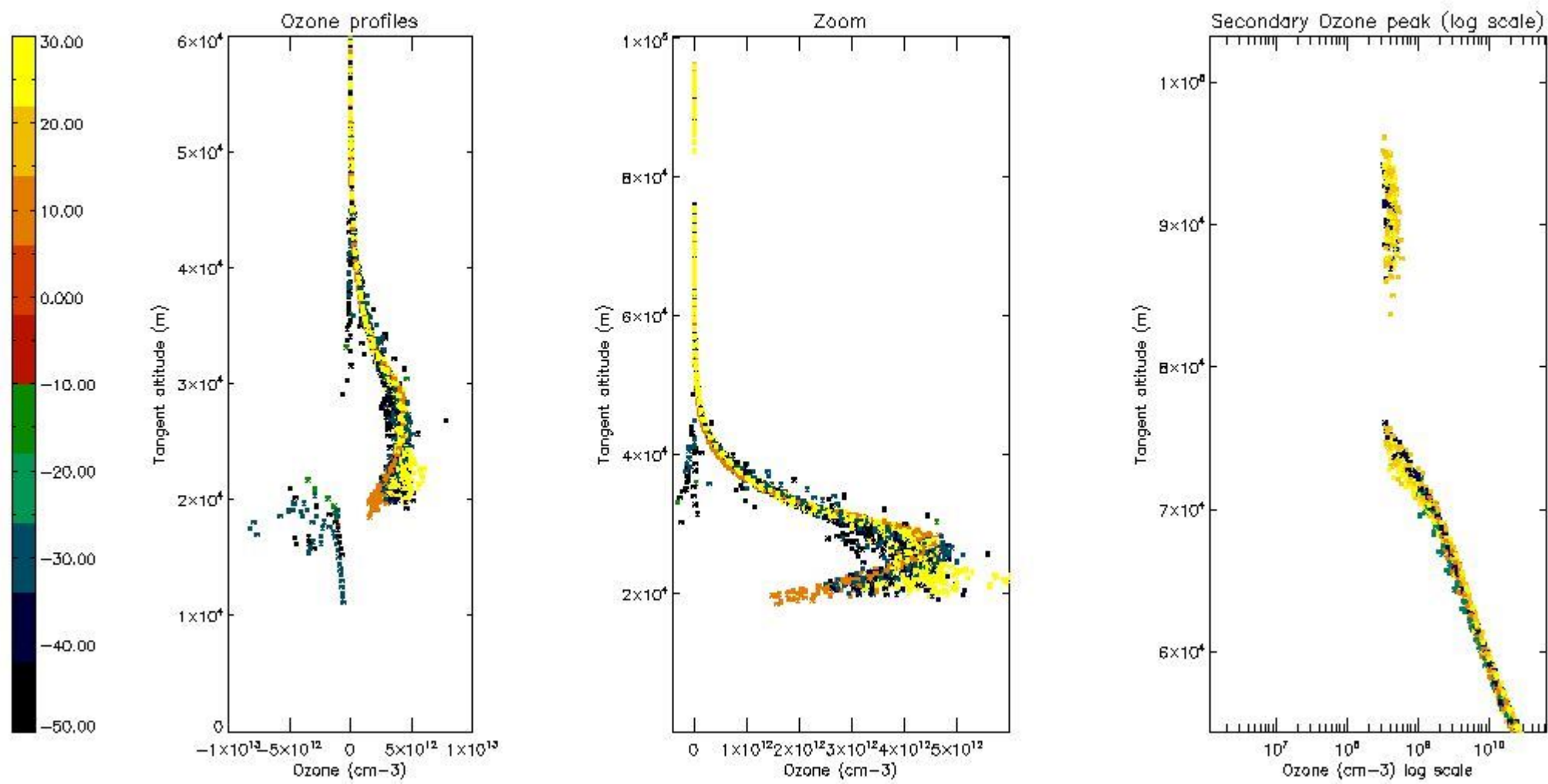
5.3 Plot ozone profiles where STD < 20% (dark without errors)

The colorbar represents the latitude.



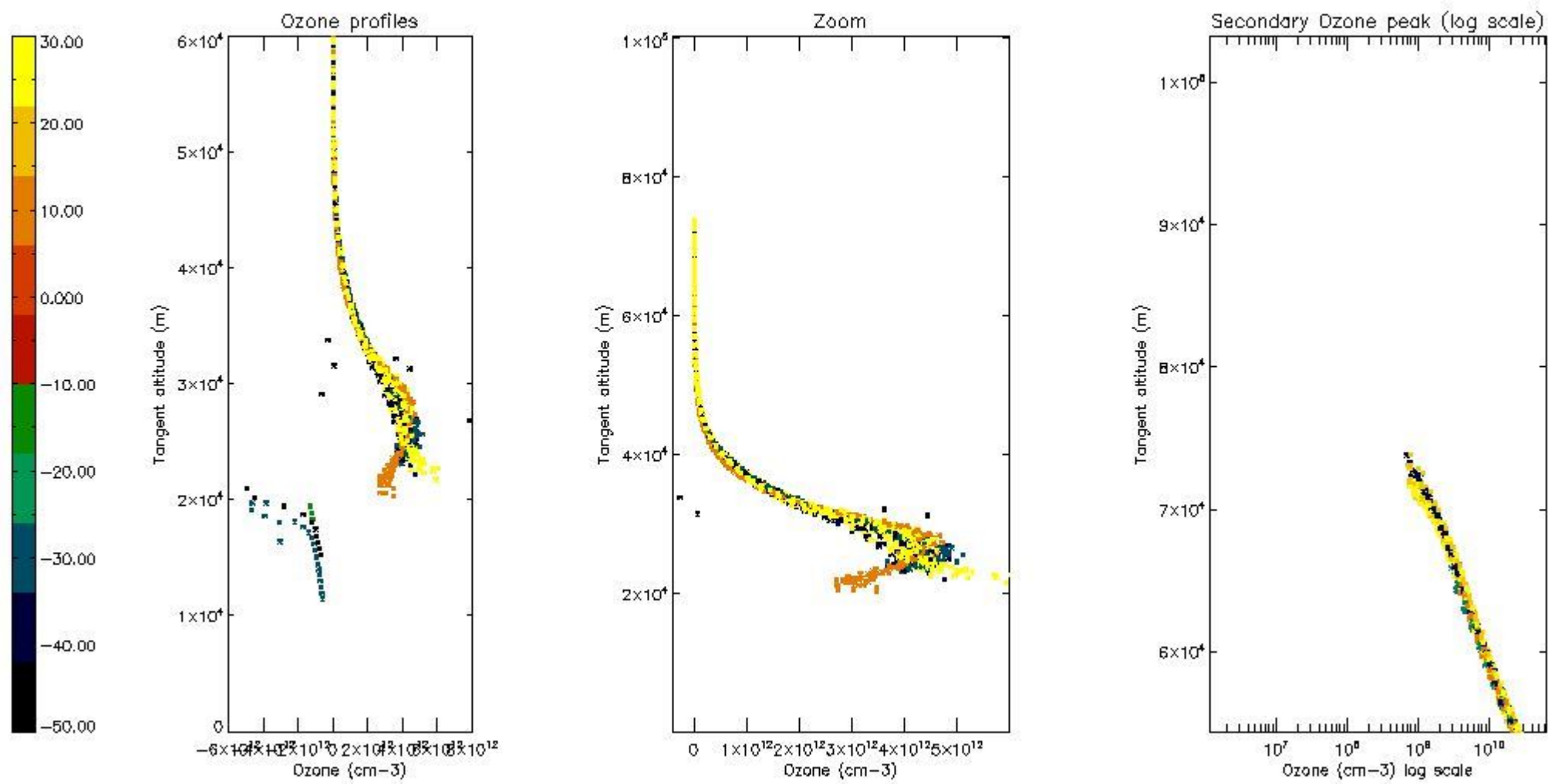
5.4 Plot ozone profiles where STD < 10% (dark without errors)

The colorbar represents the latitude.



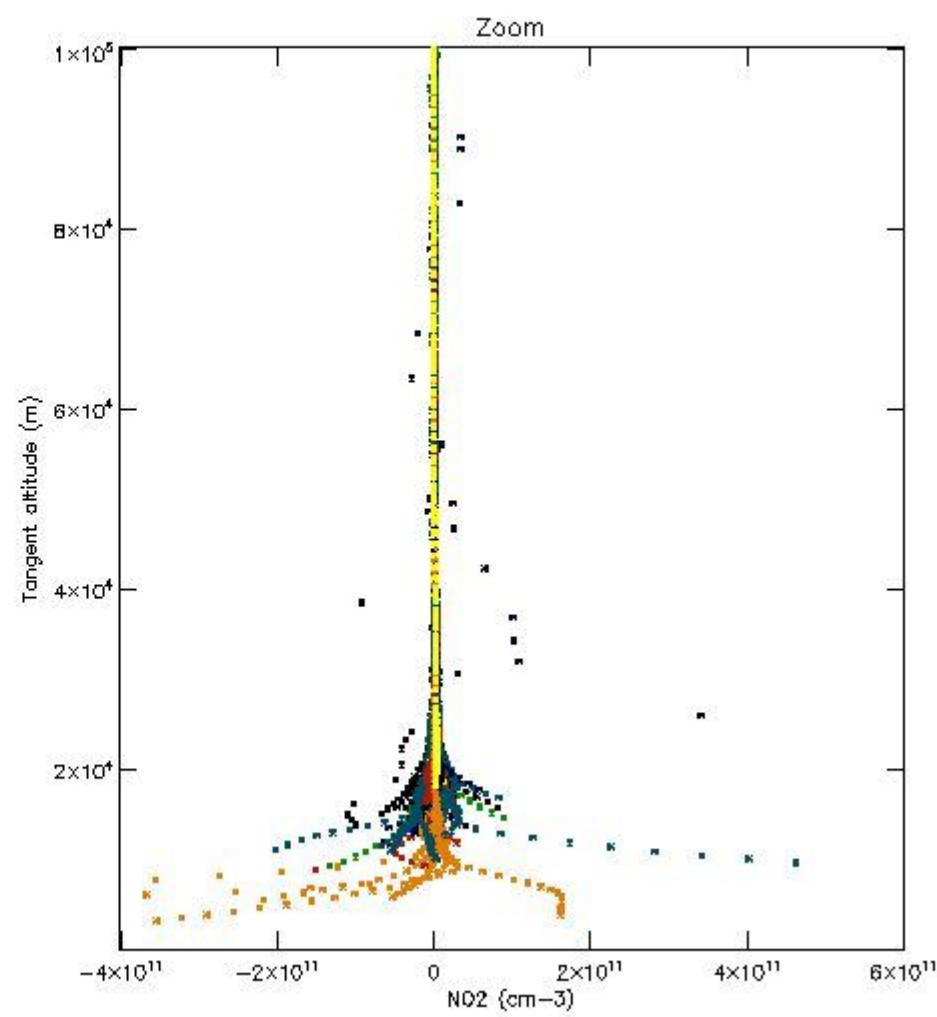
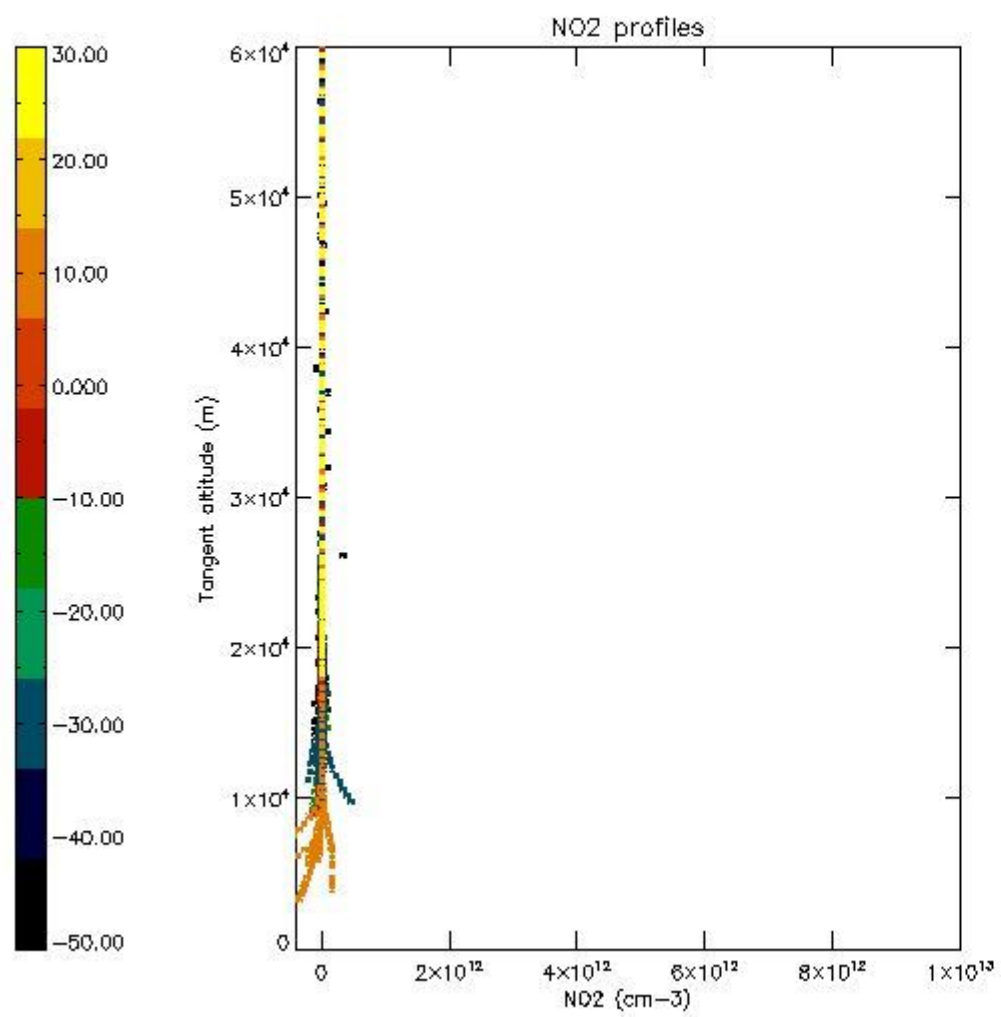
5.5 Plot ozone profiles where STD < 5% (dark without errors)

The colorbar represents the latitude.



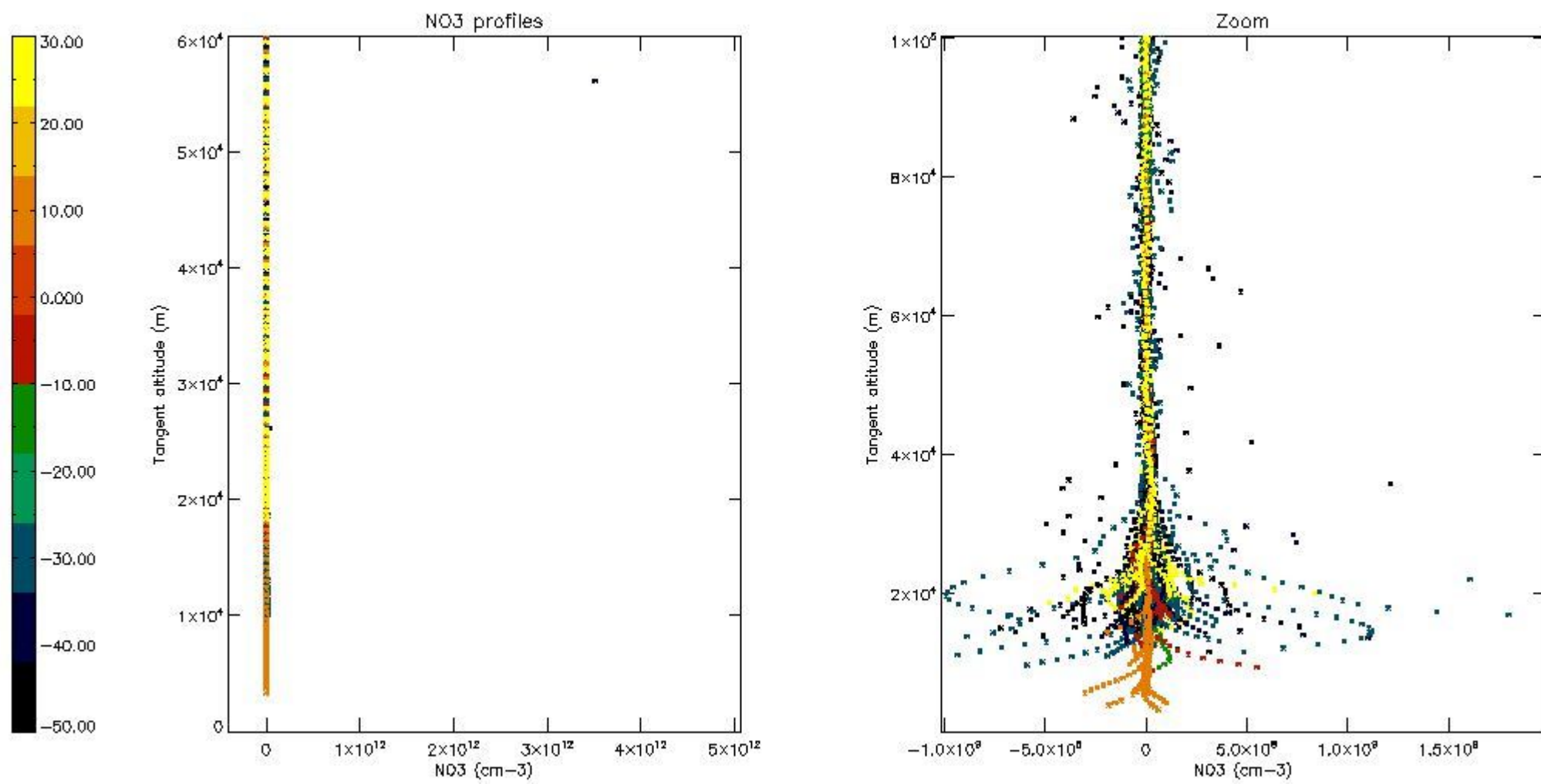
5.6 Plot NO₂ profiles for all STD (dark without errors)

The colorbar represents the latitude.



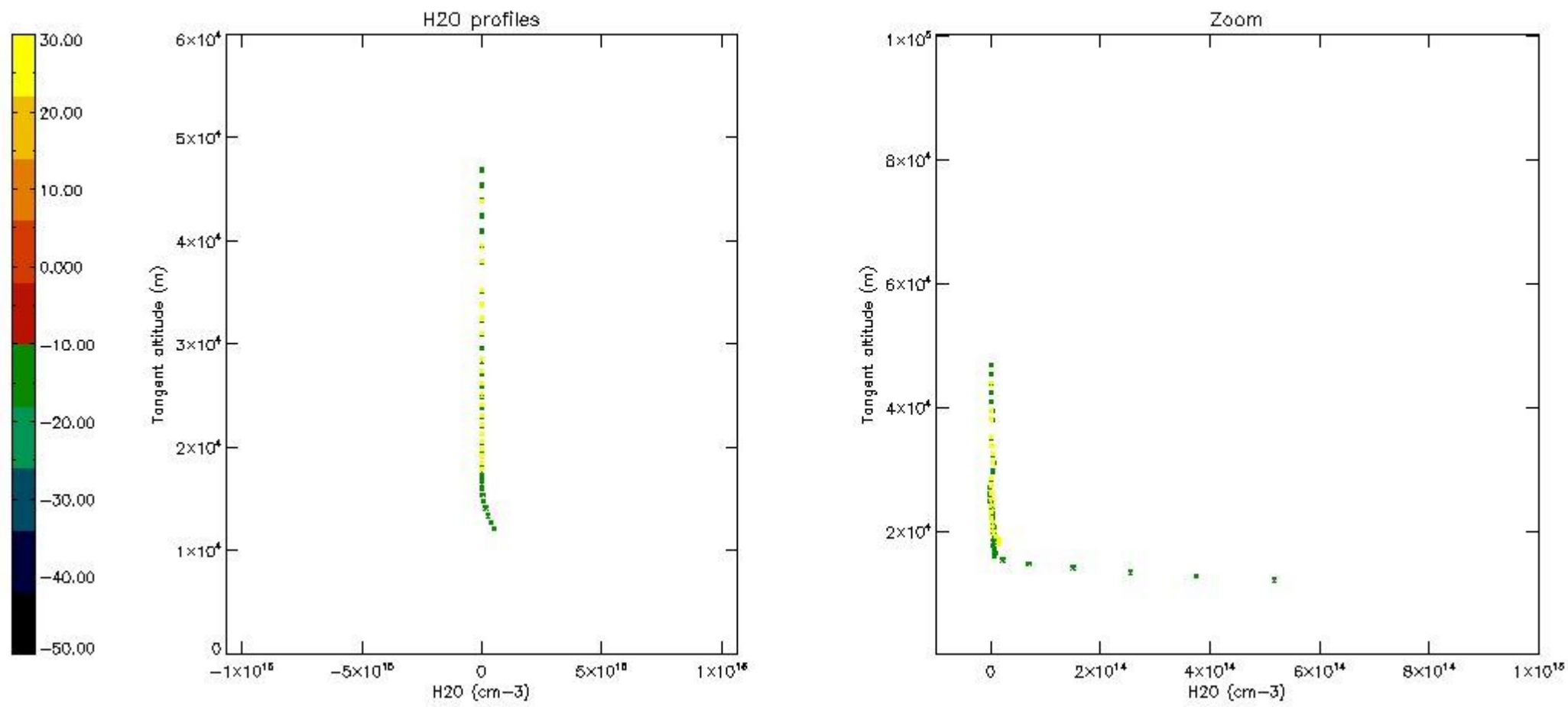
5.7 Plot NO3 profiles for all STD (dark without errors)

The colorbar represents the latitude.



5.8 Plot H2O profiles for all STD (only for occultations of stars 1,2,3,4,13,14,16,26,63 dark without errors)

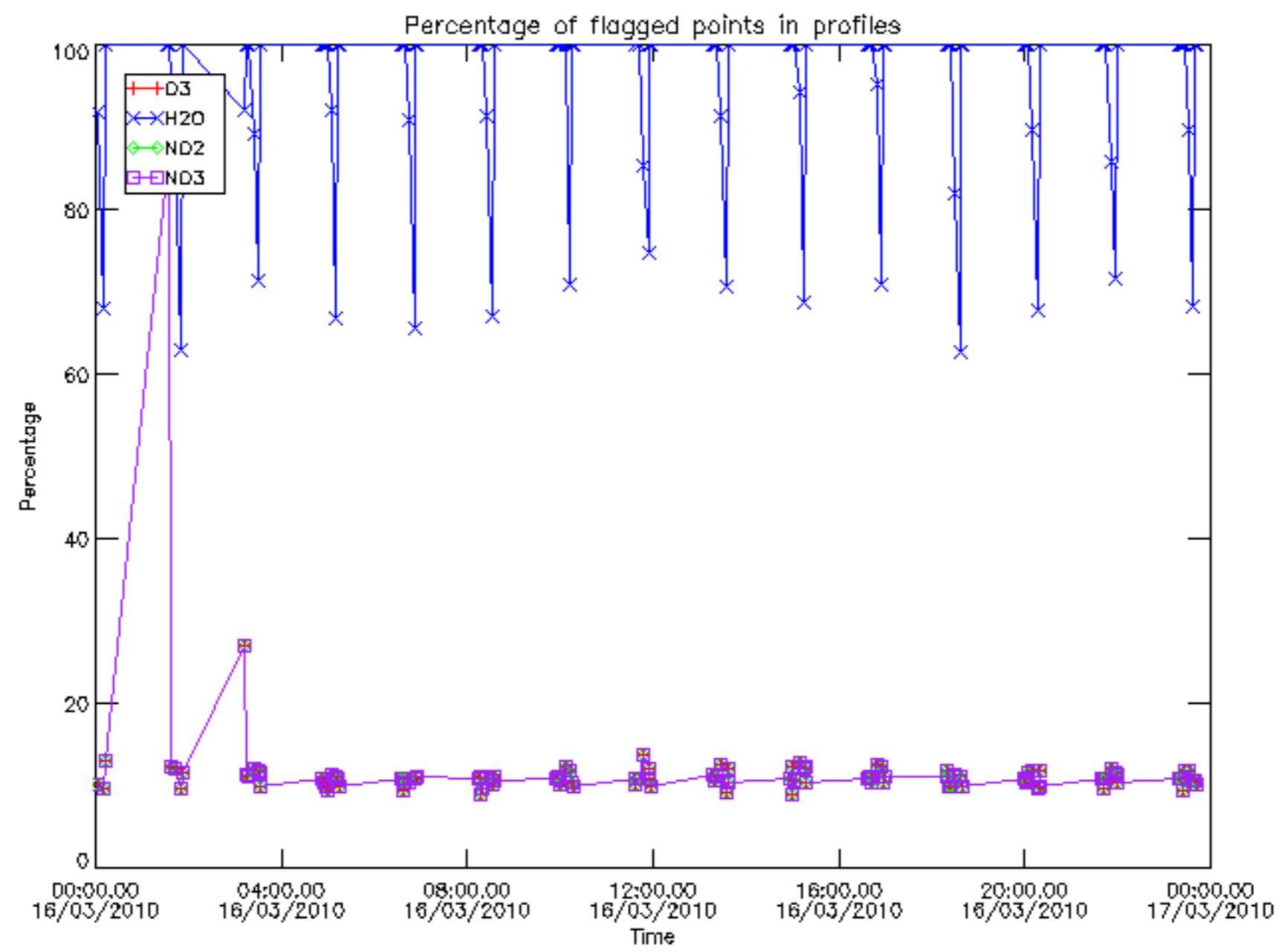
The colorbar represents the latitude.



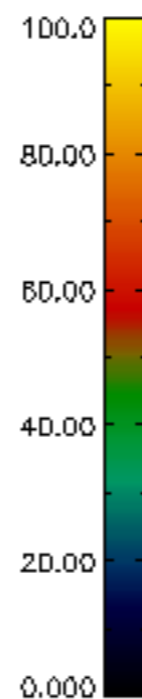
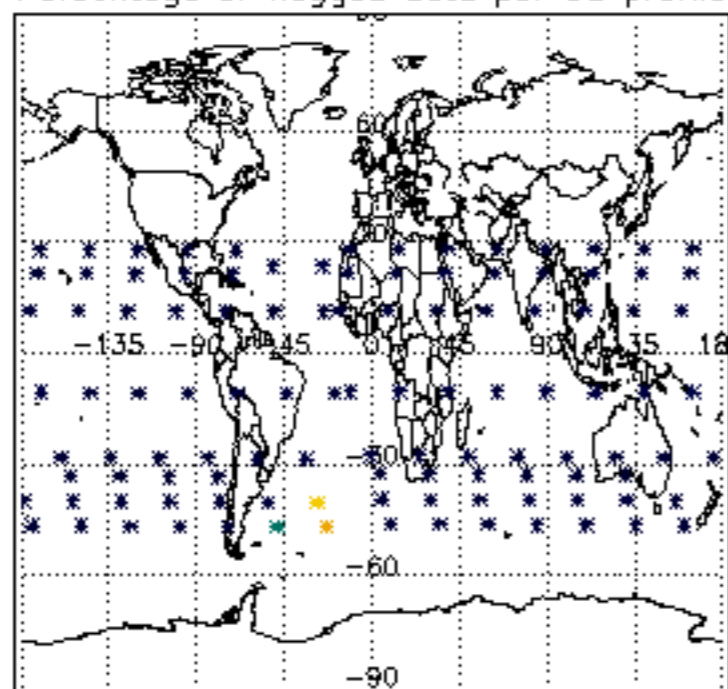
6. Auxiliary Data Files used for the production reported in section 2

The number reported in the third column indicates since which file (see list in section 2) the corresponding auxiliary file has been used. The fourth column is the date of those product files.

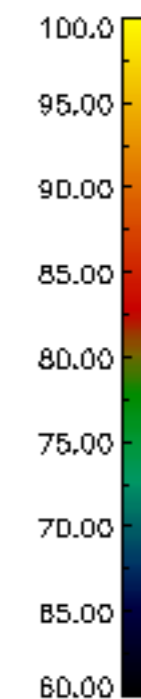
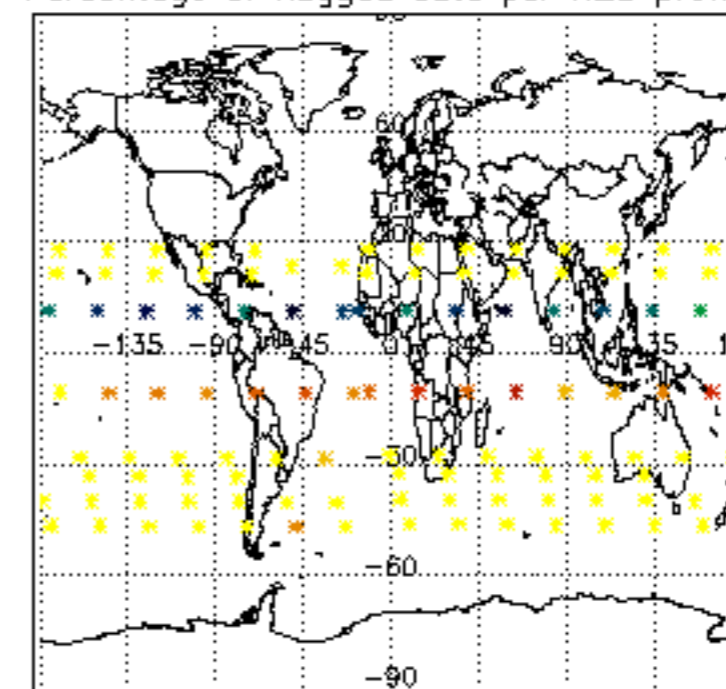
Type	Auxiliary Filename	Used since product	Used since product date
INST_PHYS_CHARACTERISTICS	GOM_INS_AXVIEC20091111_143220_20030716_120000_20500101_000000	1	16-MAR-2010 00:02:54
LEVEL-2_PROC_CONFIG	GOM_PR2_AXVIEC20091111_152718_20020301_000000_20500101_000000	1	16-MAR-2010 00:02:54
CROSS_SECTIONS_FILE	GOM_CRS_AXVIEC20091111_154832_20020301_000000_20500101_000000	1	16-MAR-2010 00:02:54



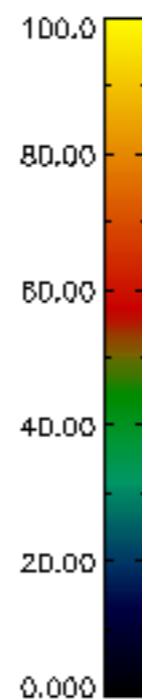
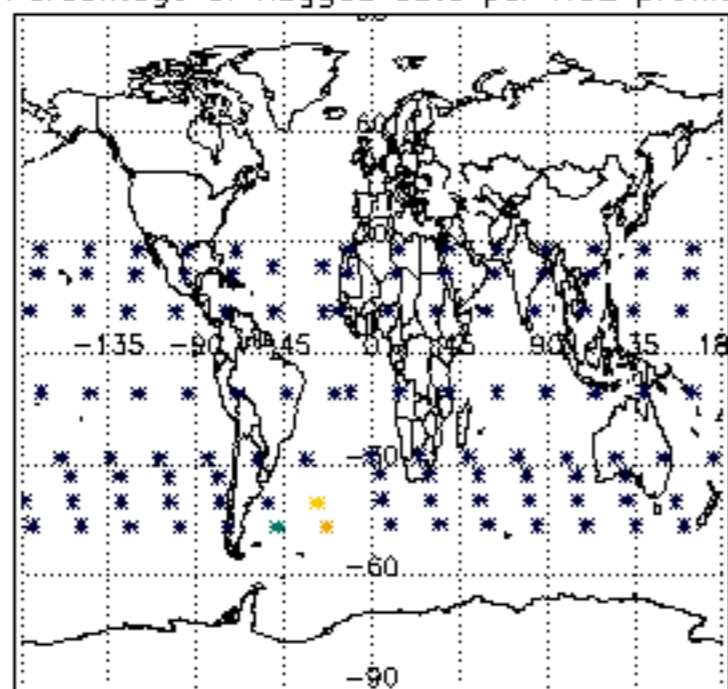
Percentage of flagged data per D3 profile



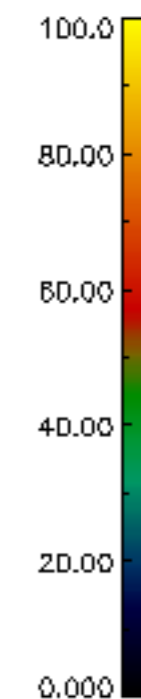
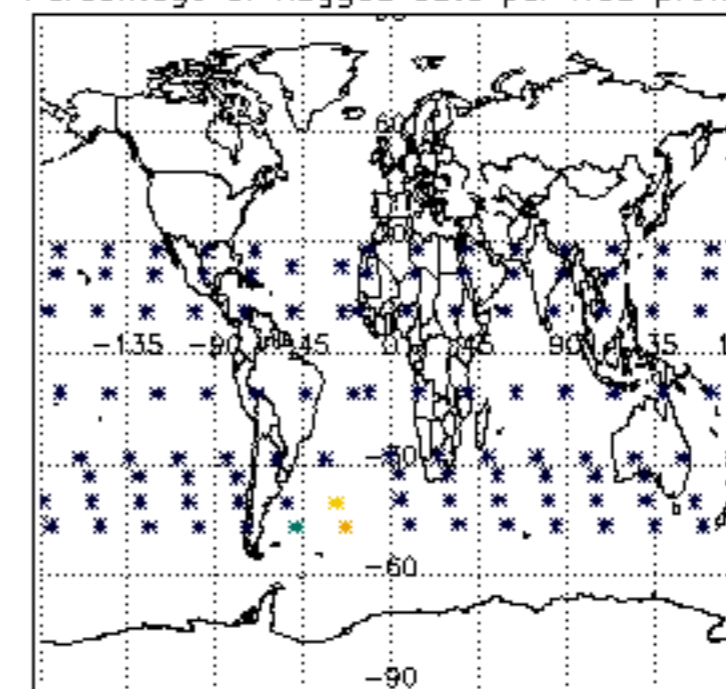
Percentage of flagged data per H2O profile

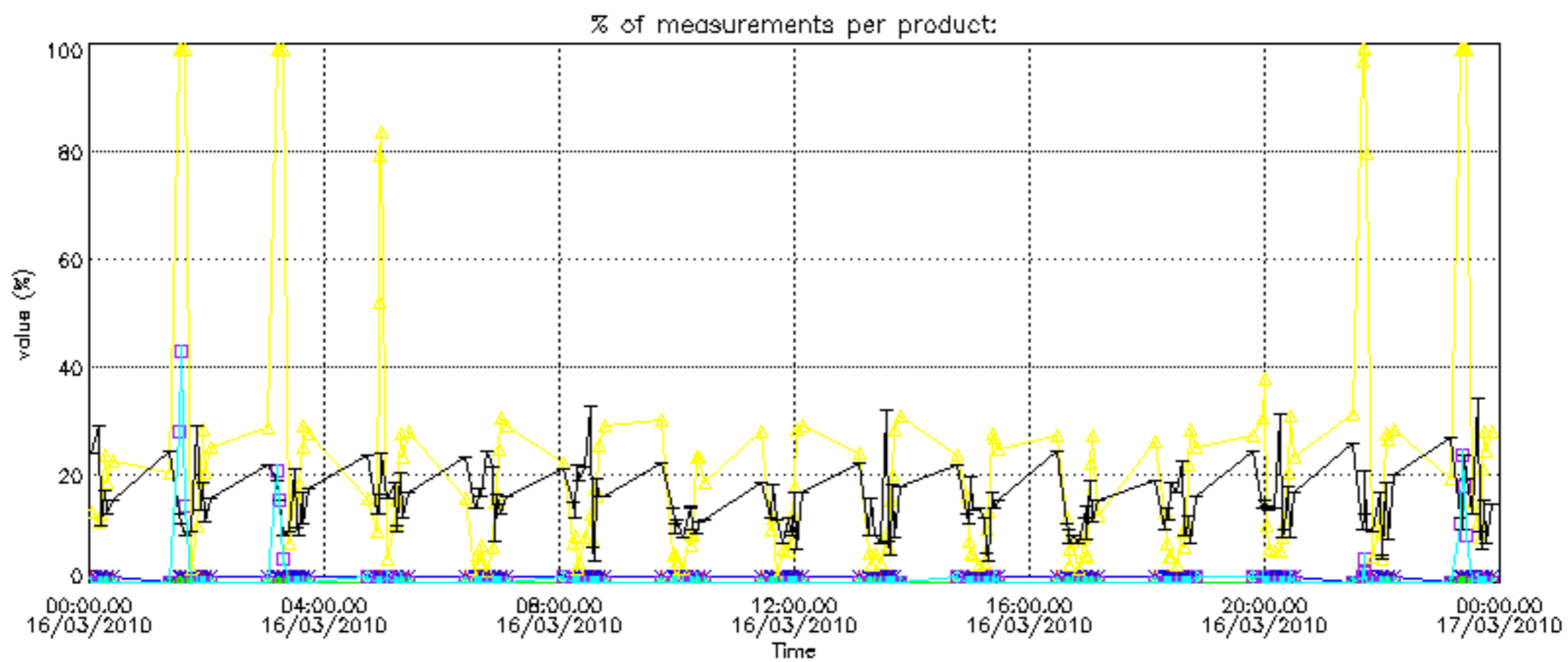


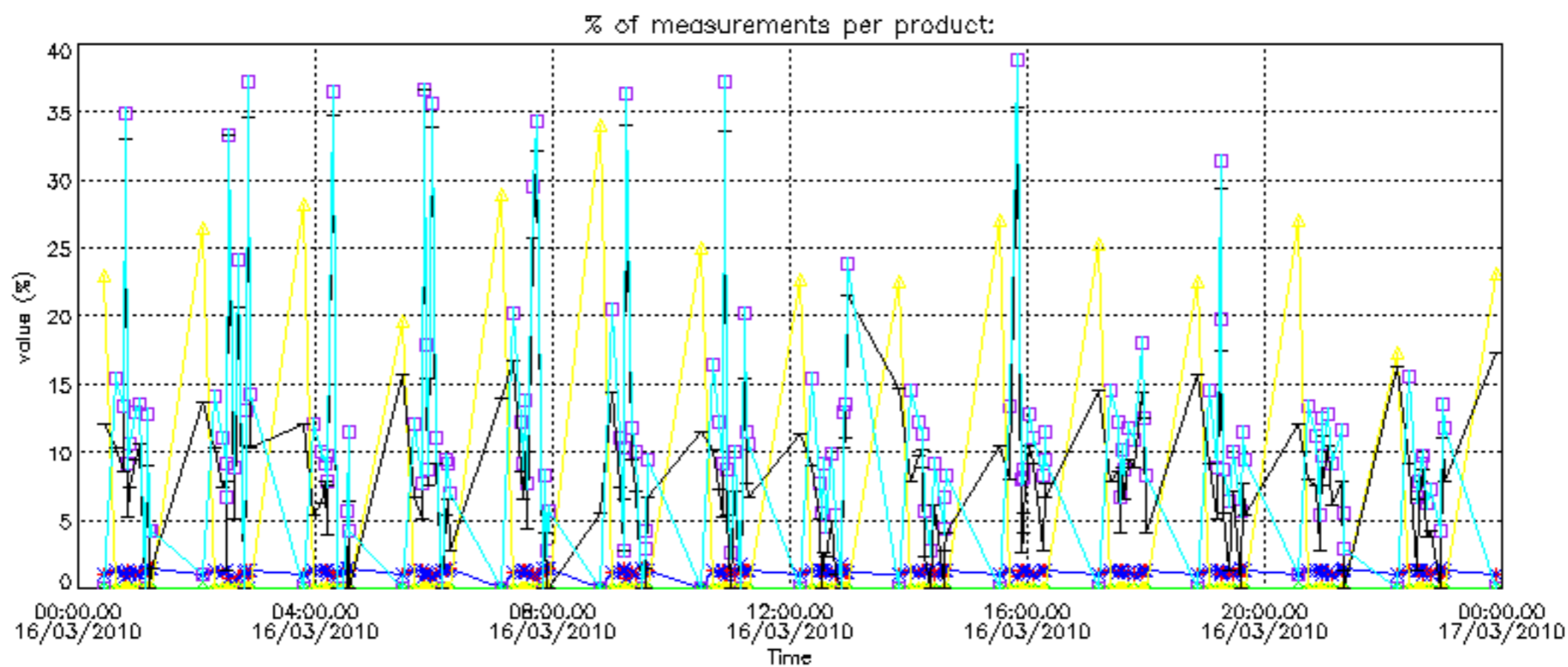
Percentage of flagged data per NO2 profile



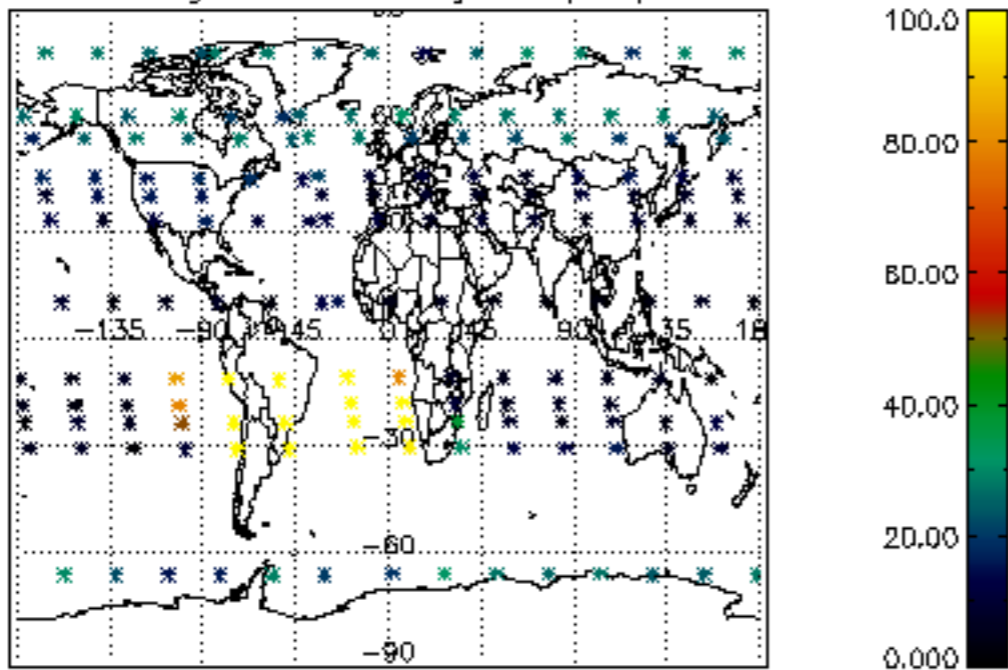
Percentage of flagged data per NO3 profile



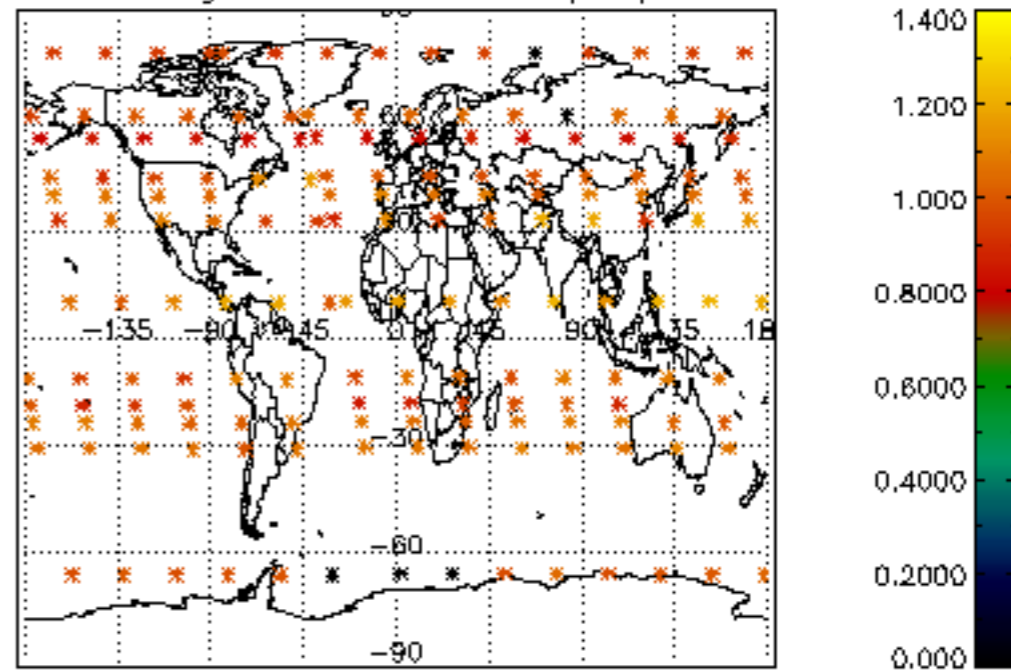




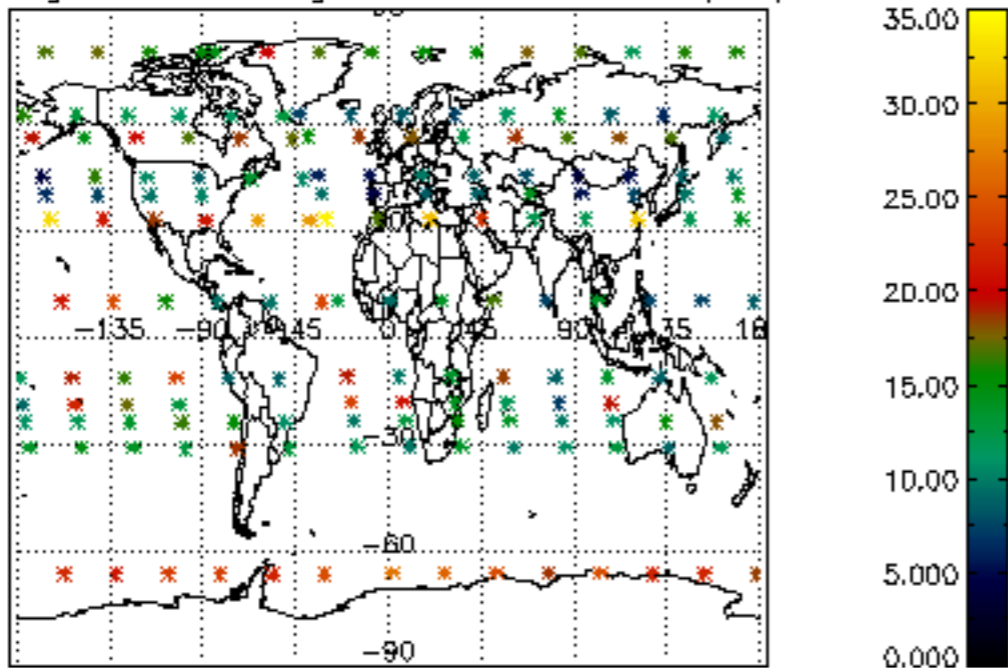
Percentage of cosmic ray hits per profile



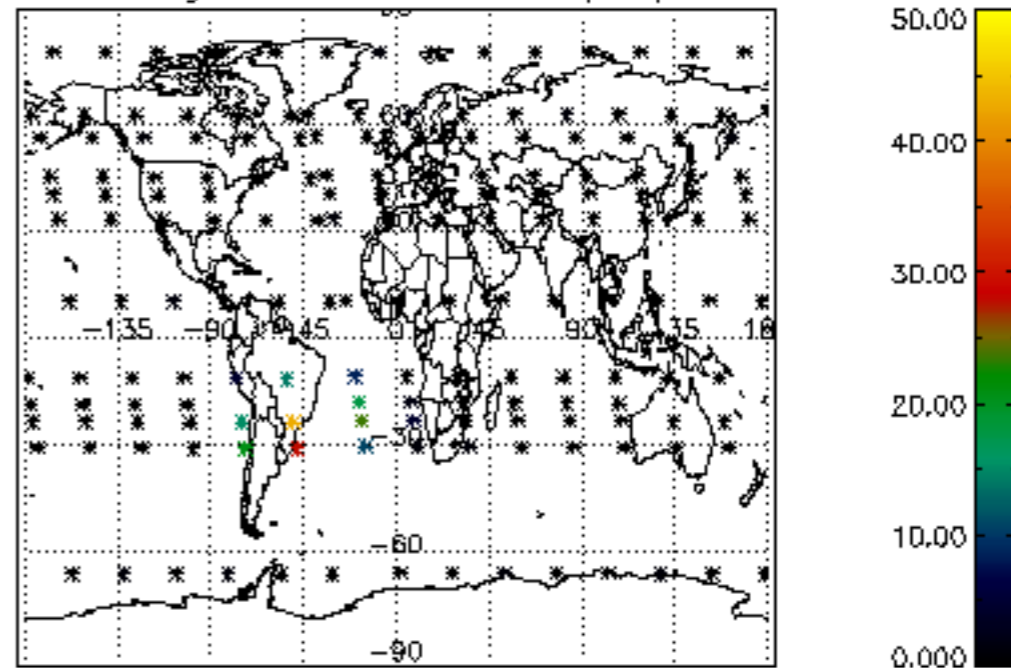
Percentage of datation errors per profile



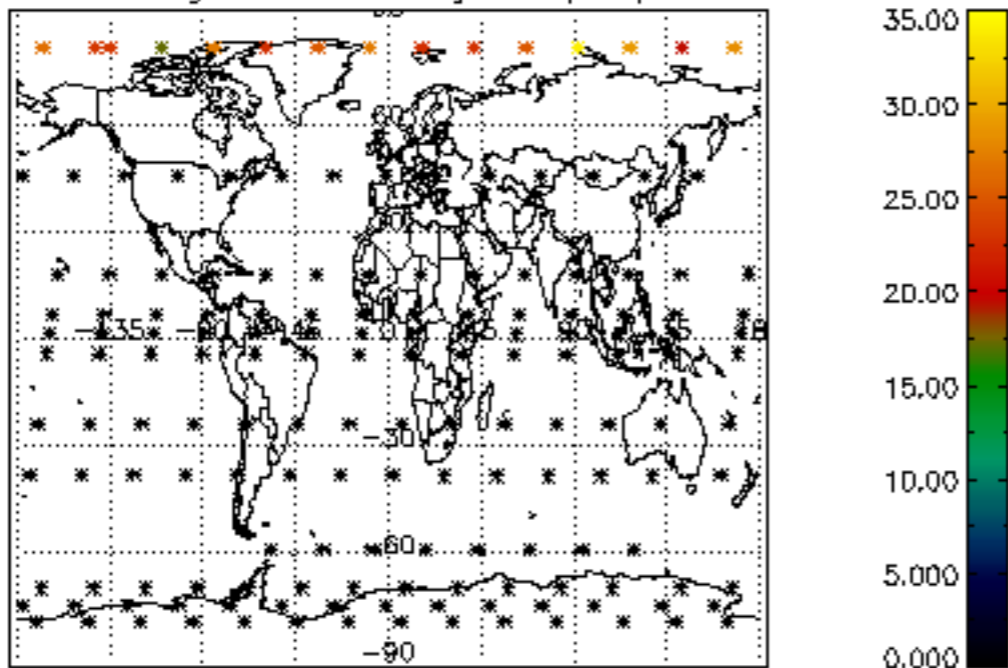
Percentage of star falling outside central band per profile



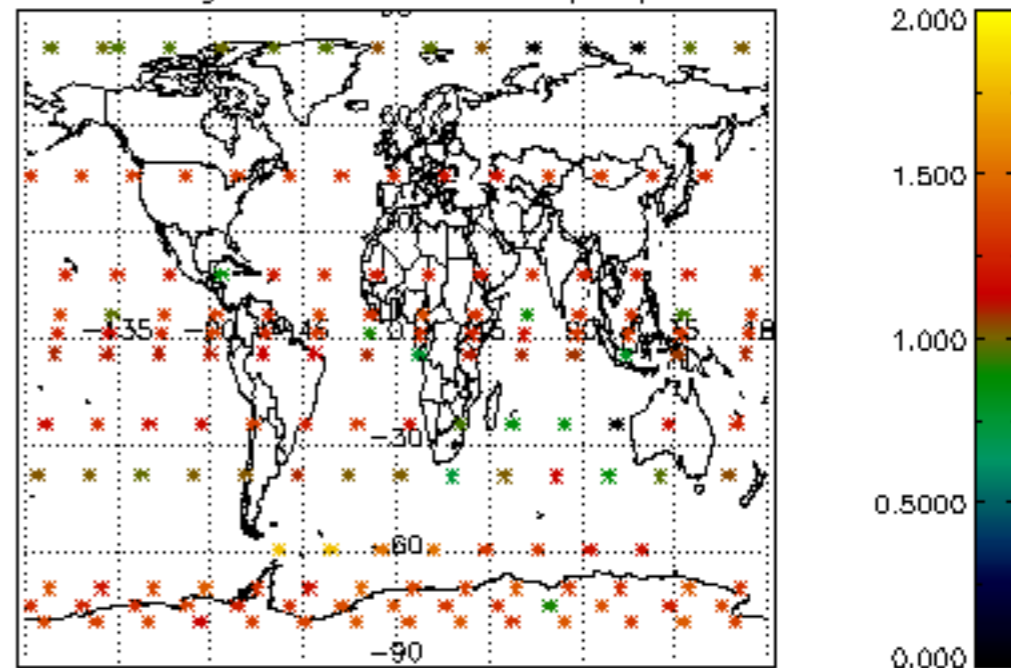
Percentage of saturation errors per profile



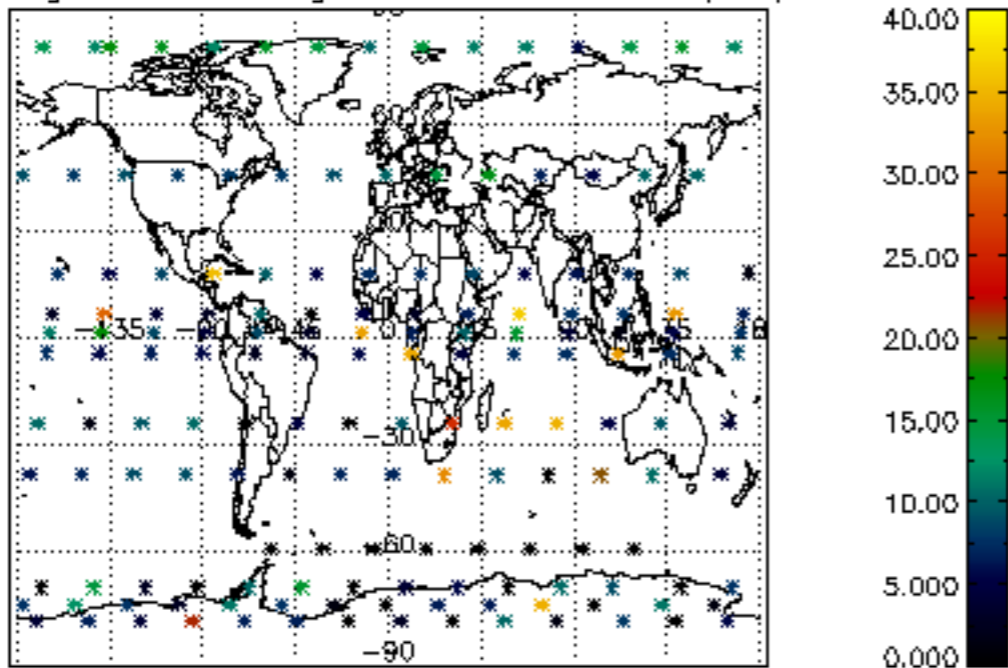
Percentage of cosmic ray hits per profile



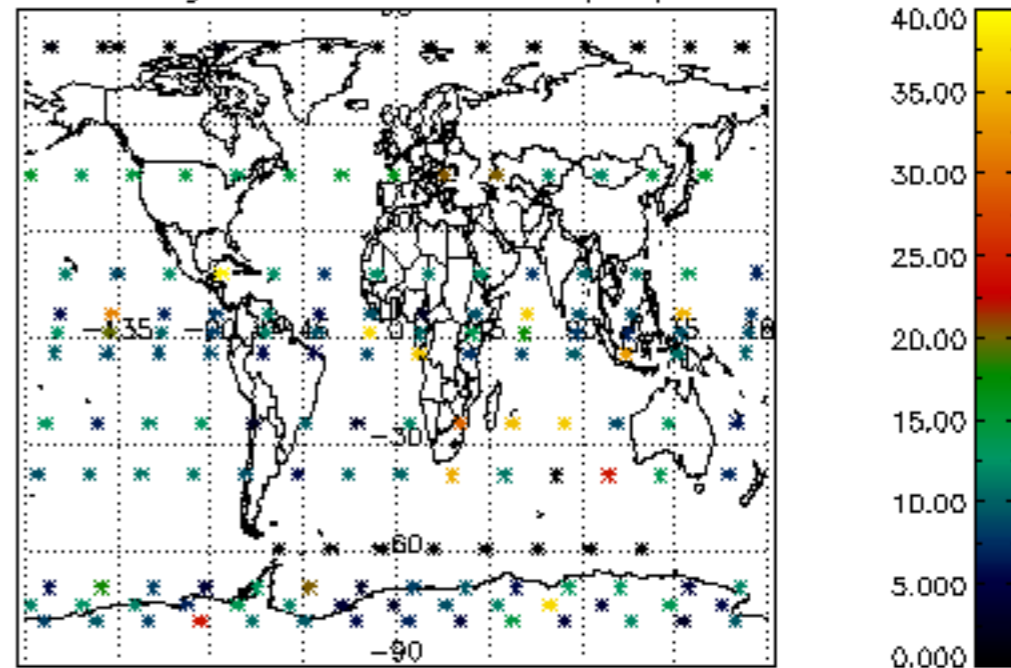
Percentage of datation errors per profile

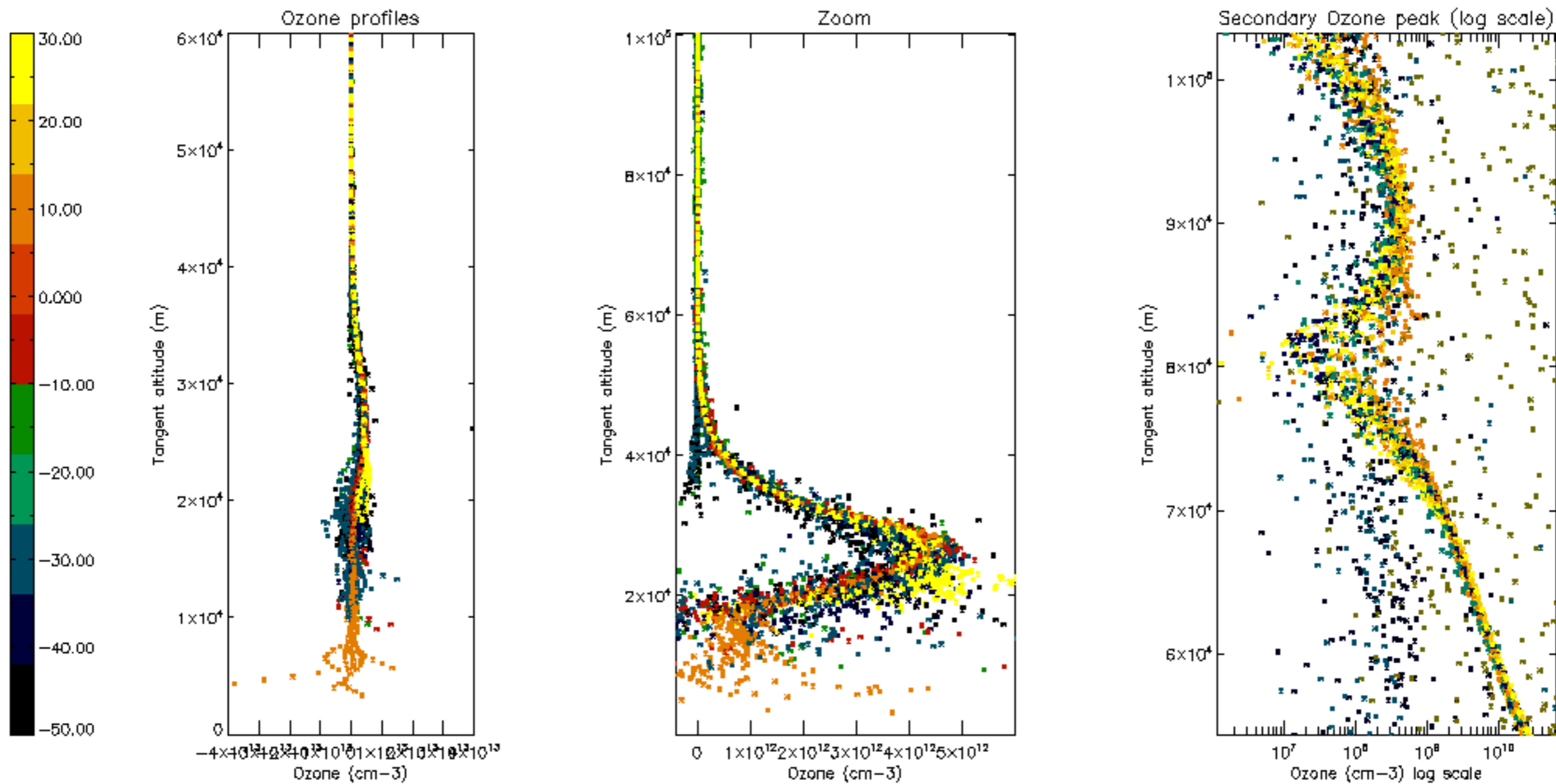


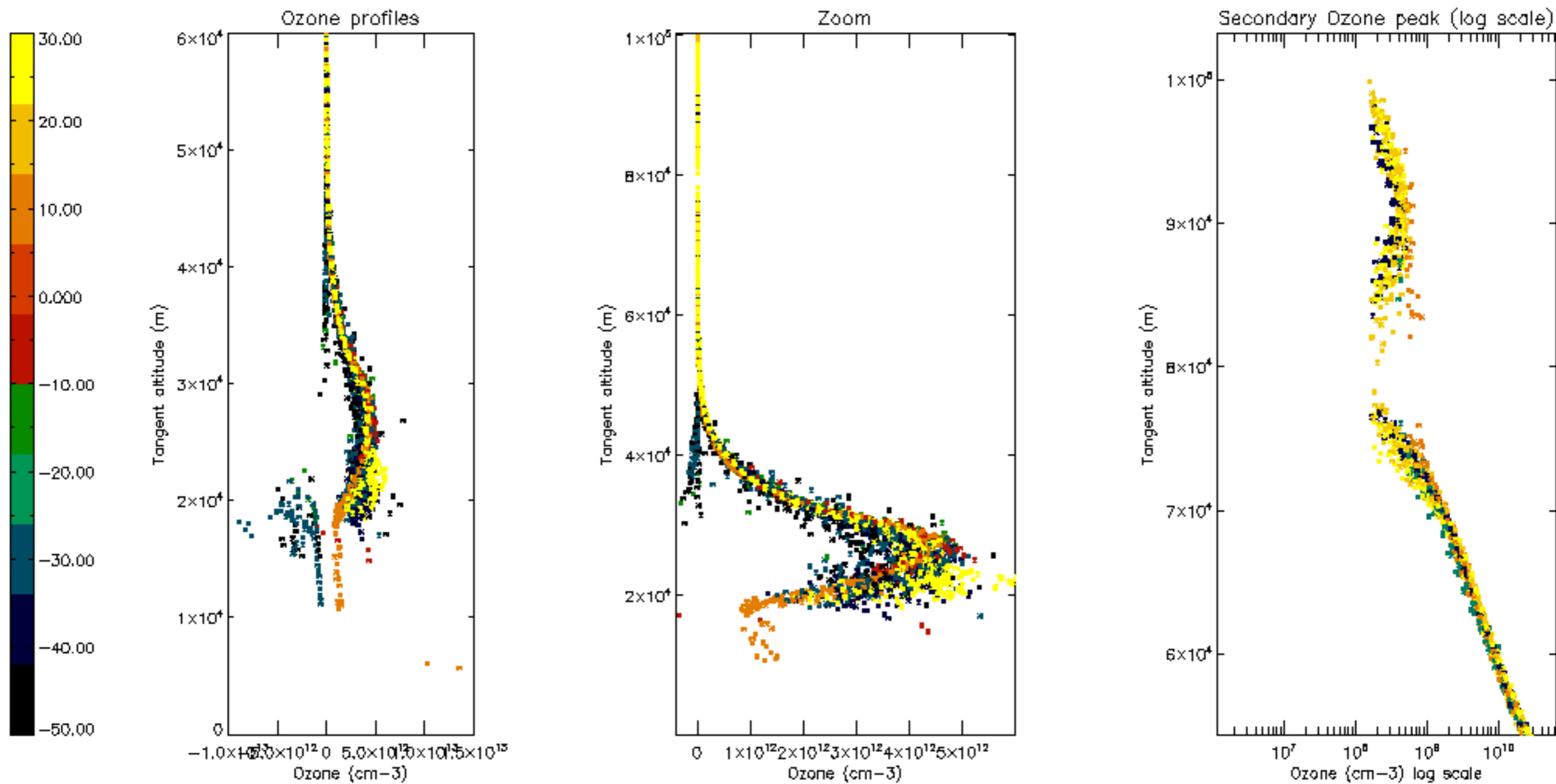
Percentage of star falling outside central band per profile

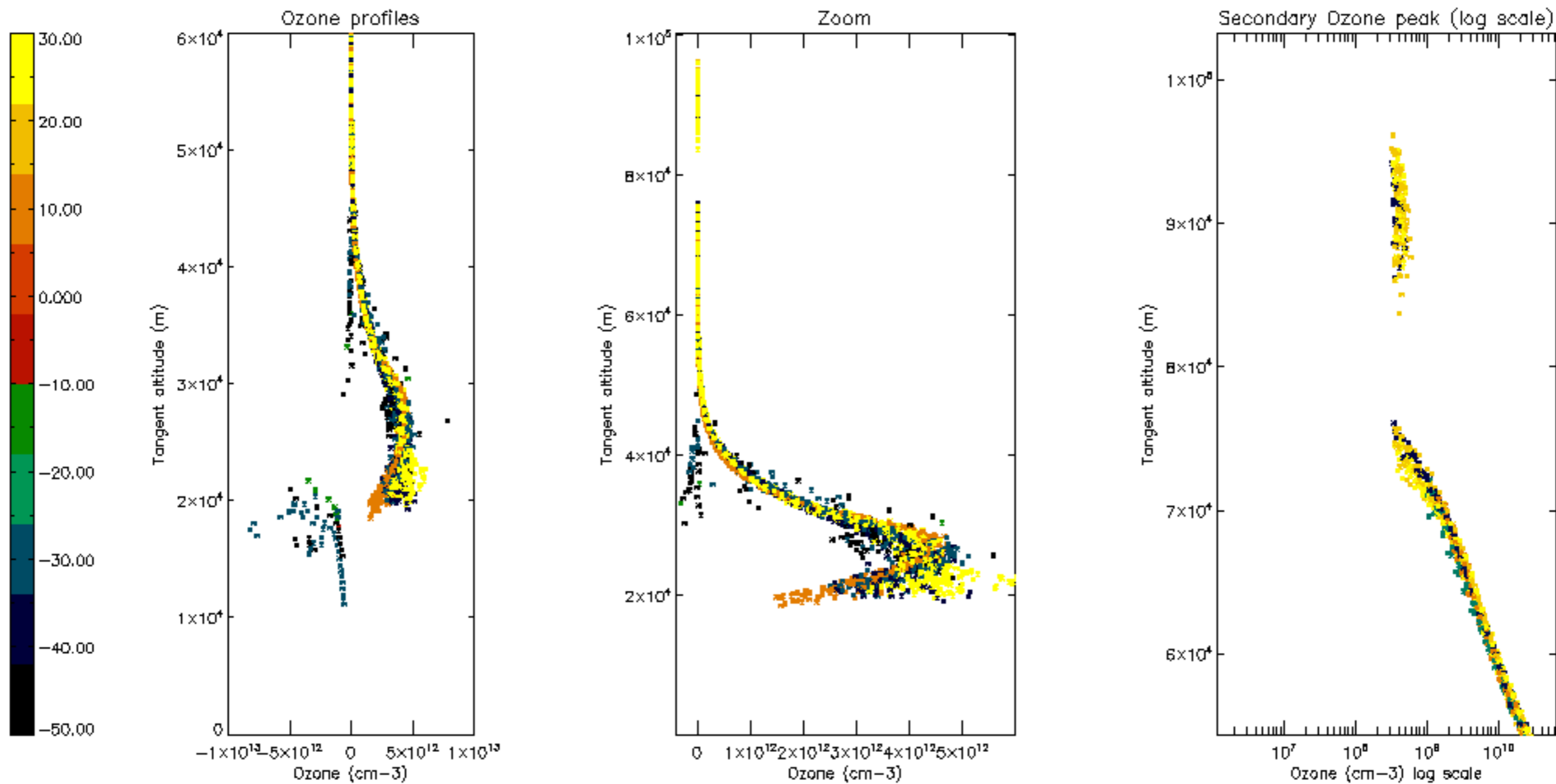


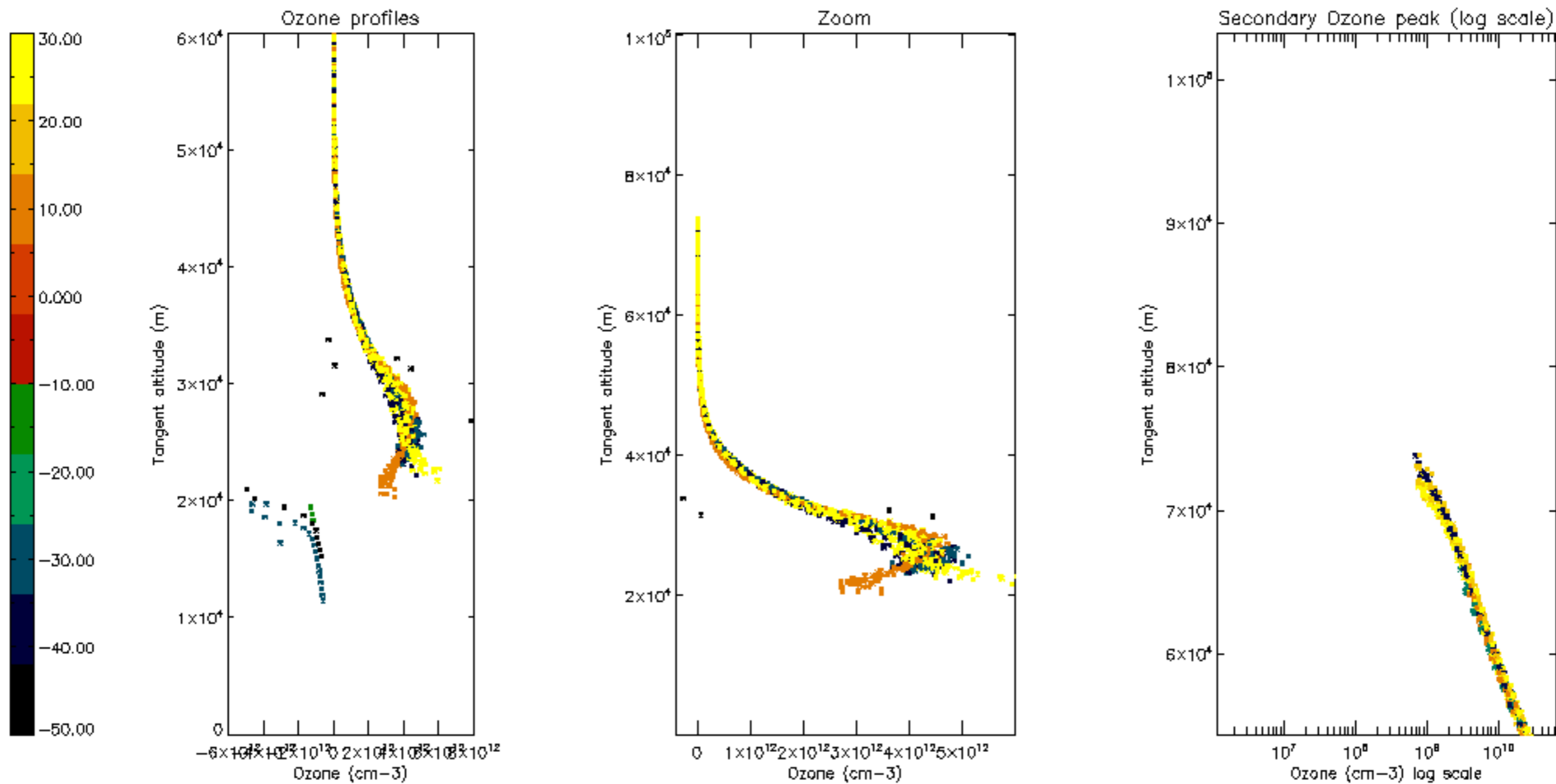
Percentage of saturation errors per profile

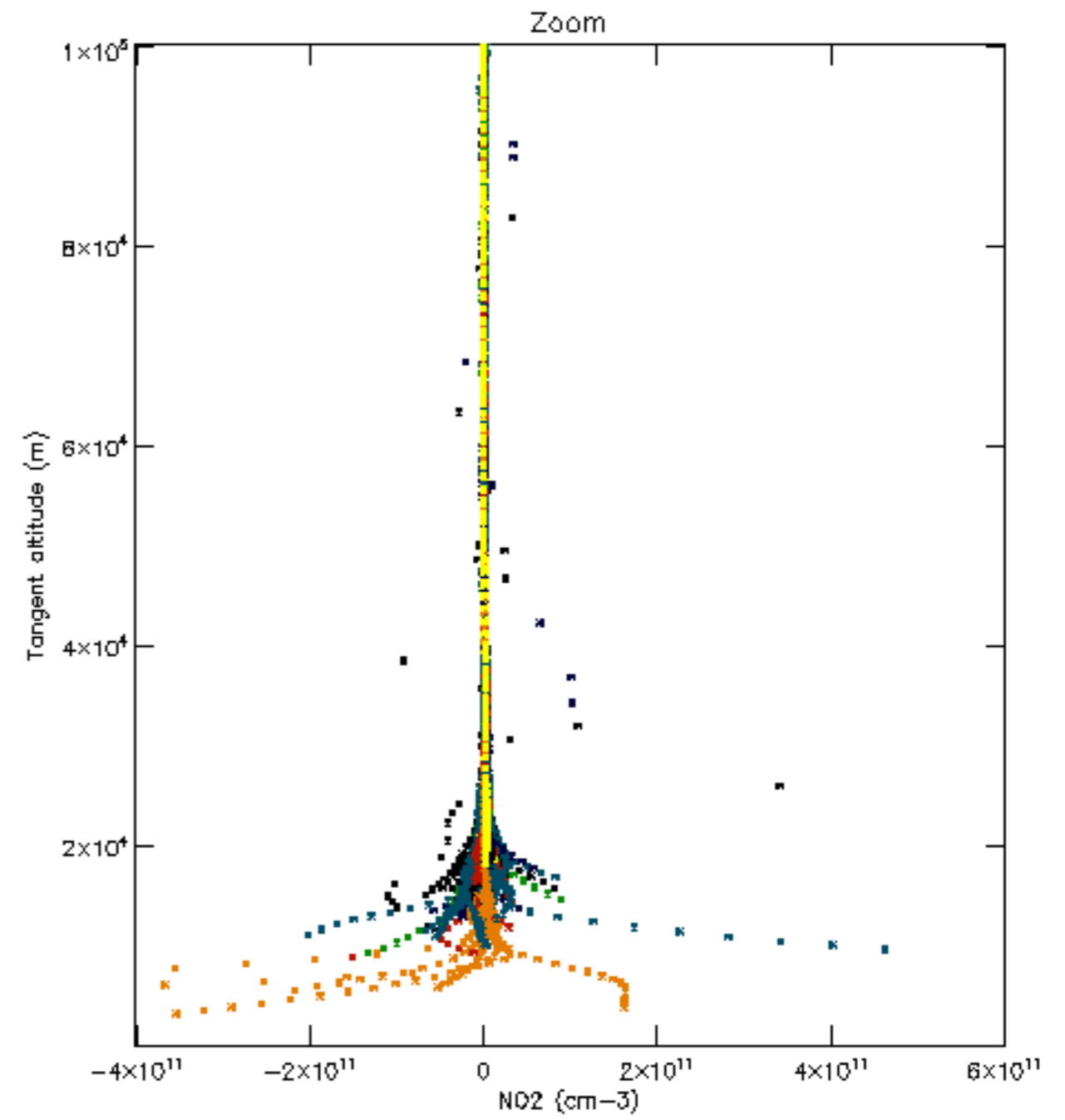
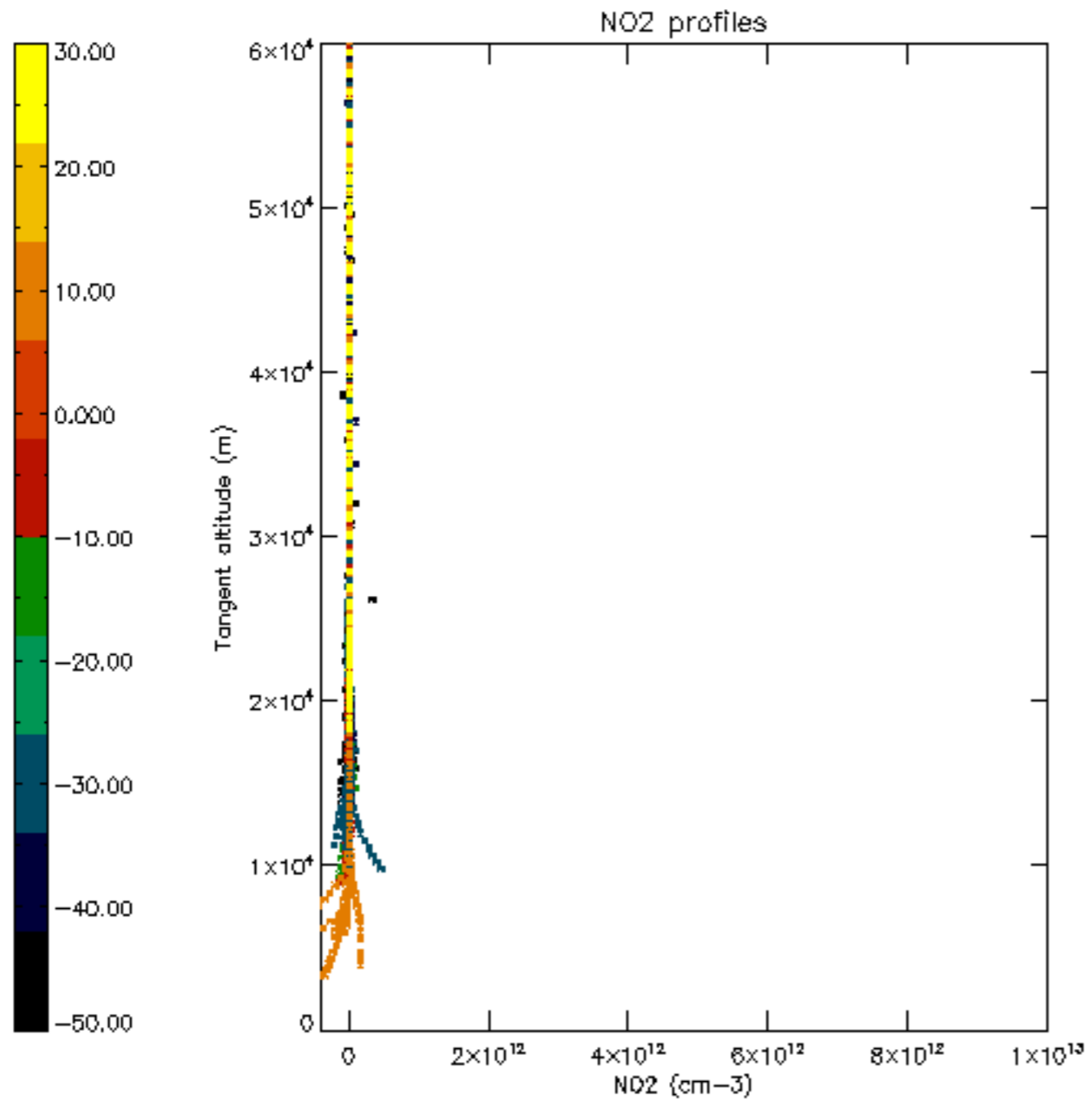


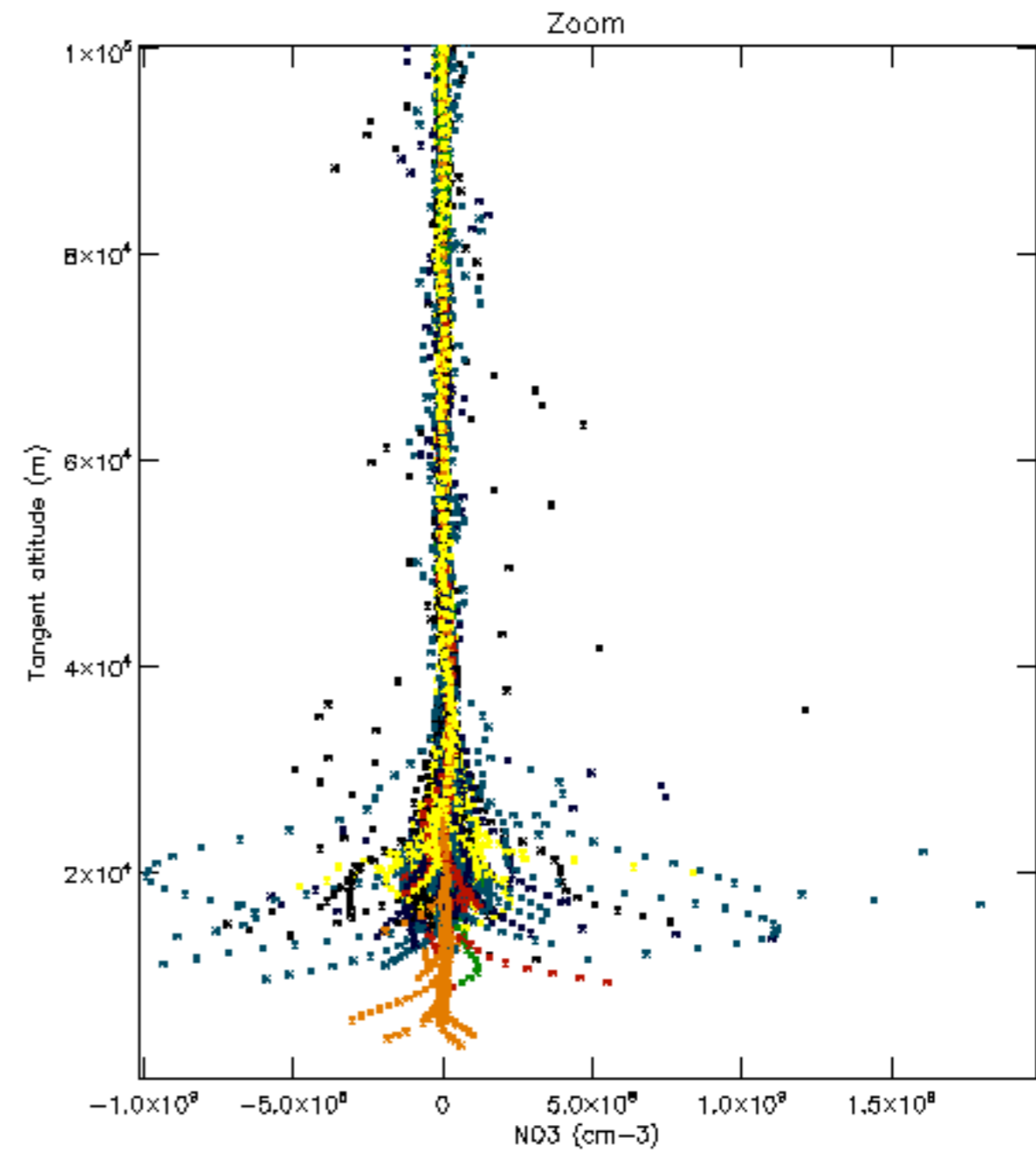
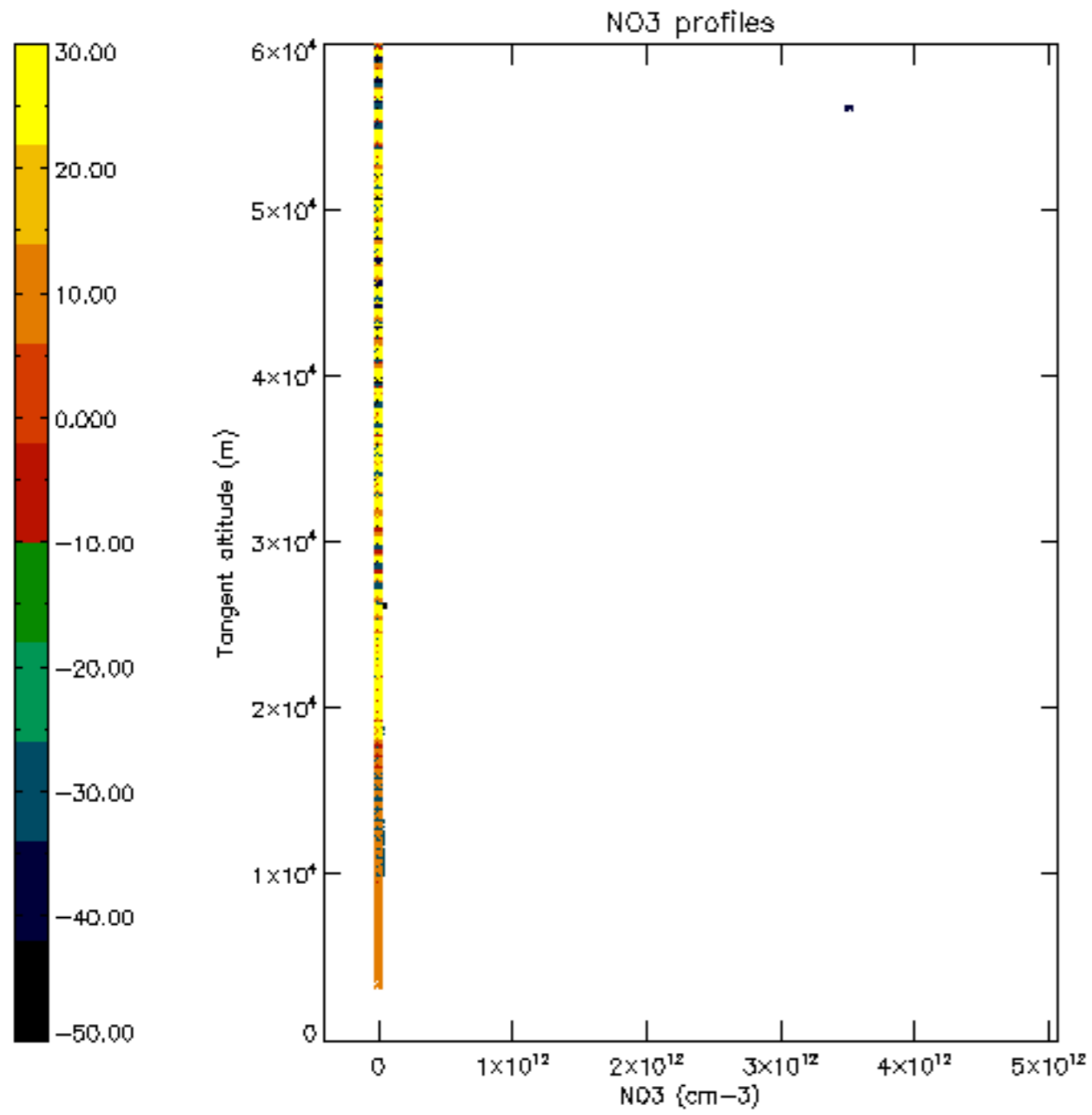


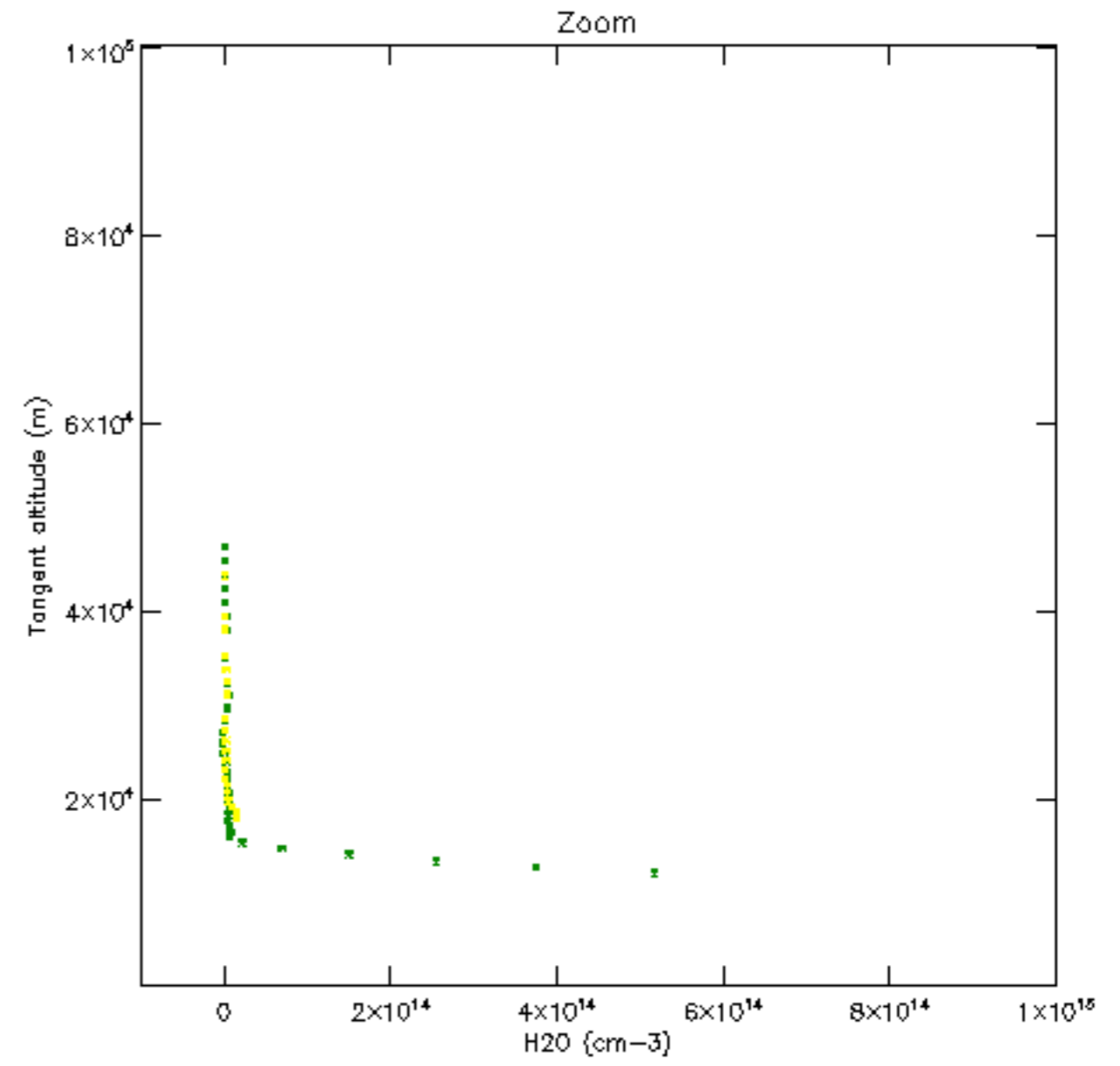
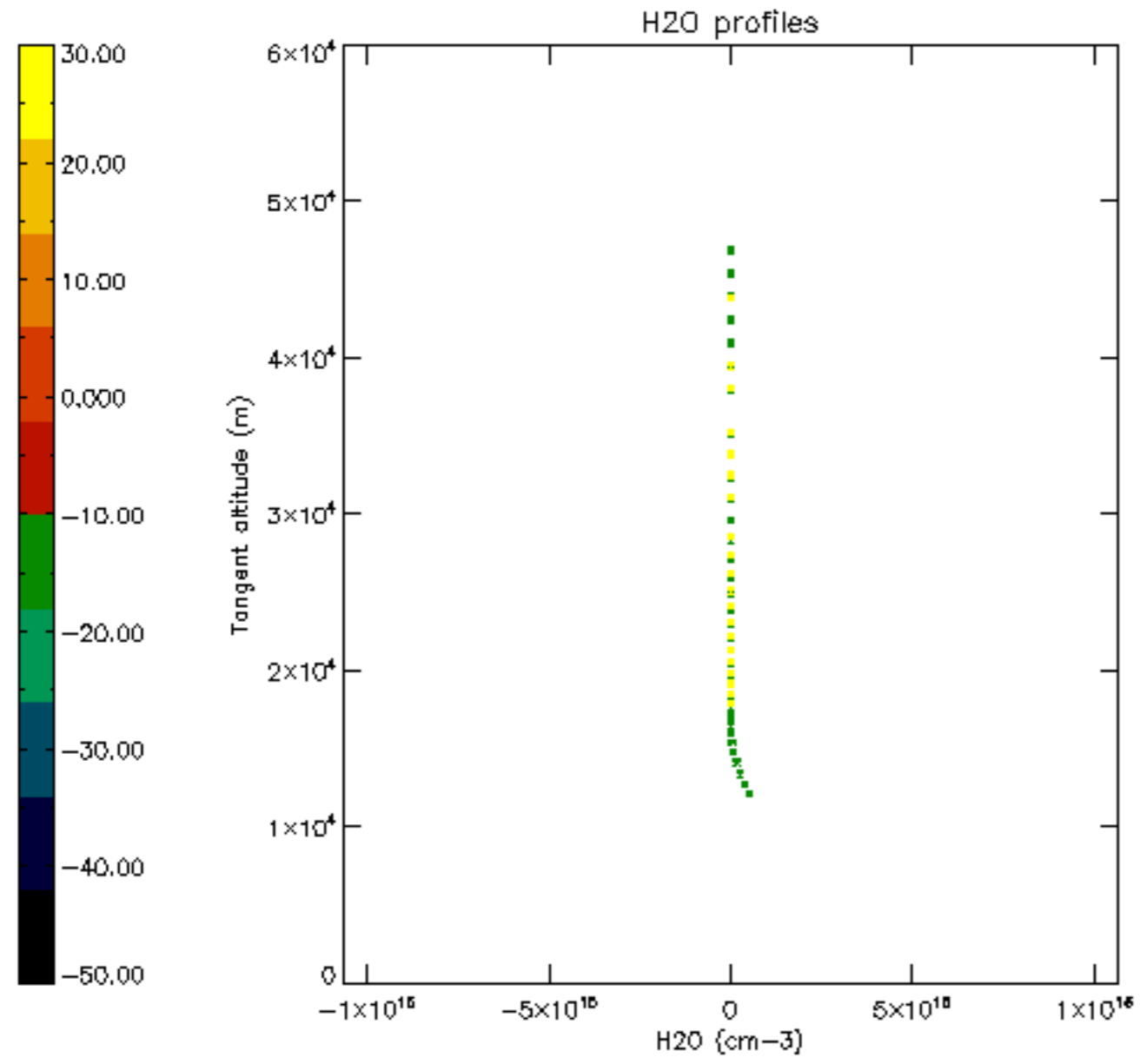


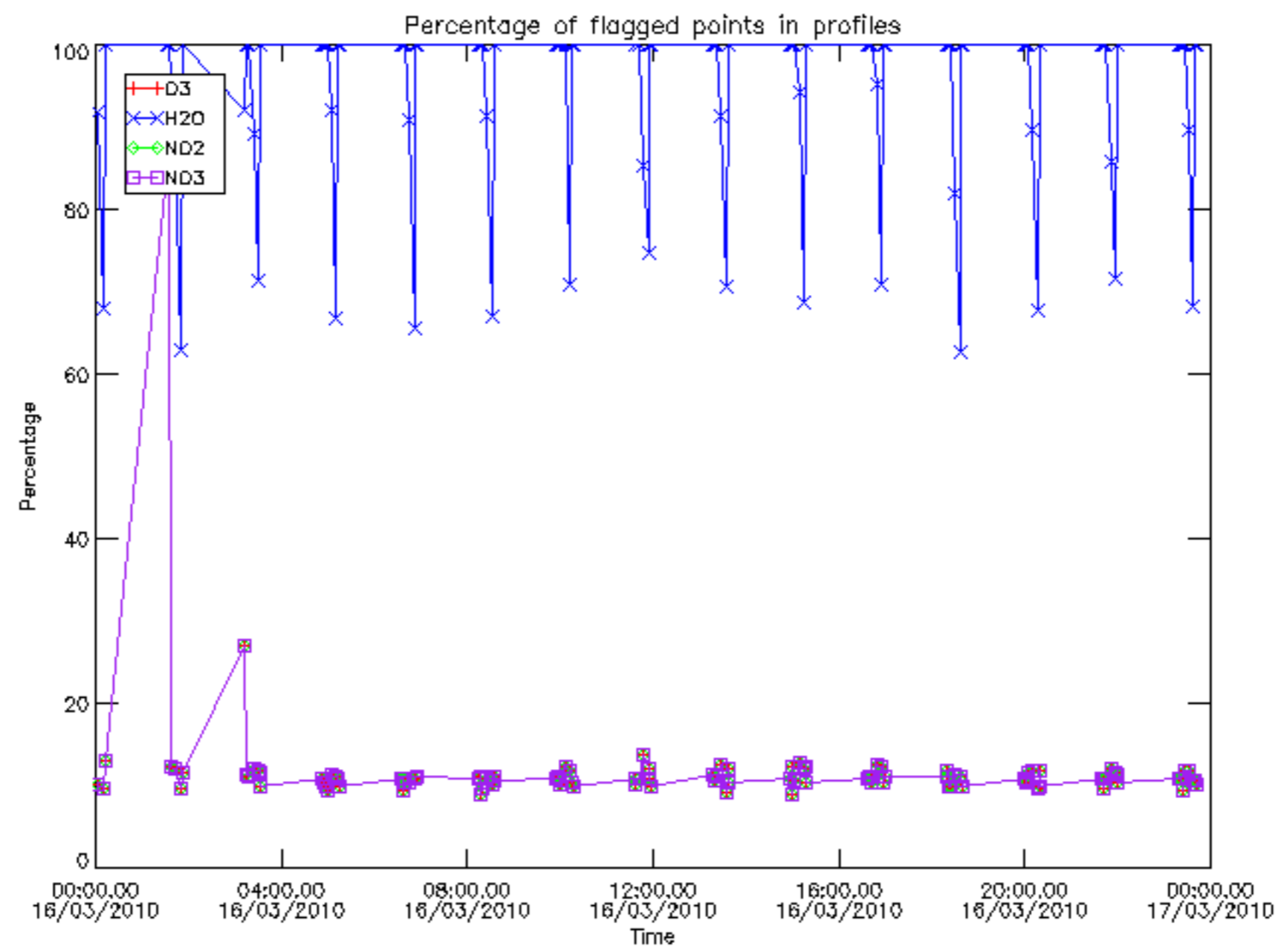




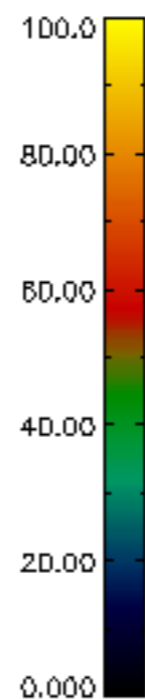
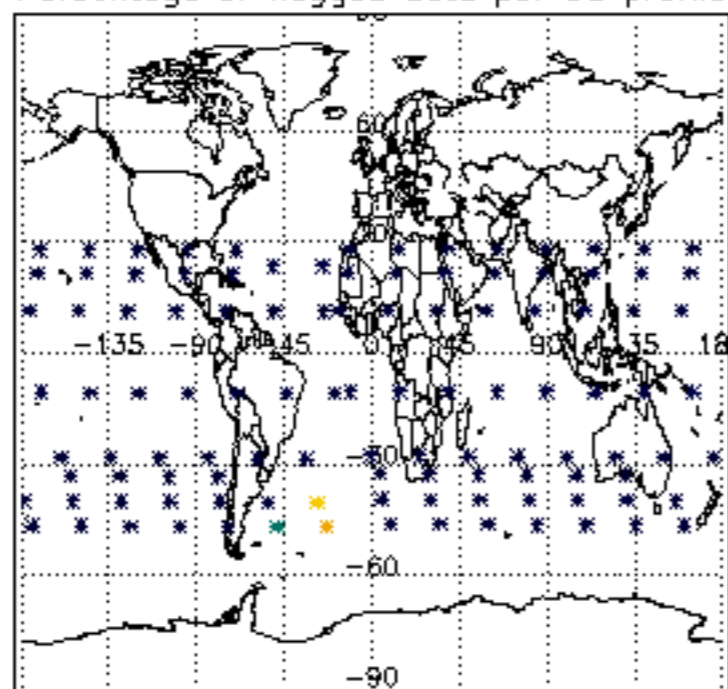




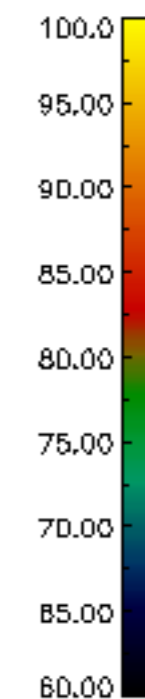
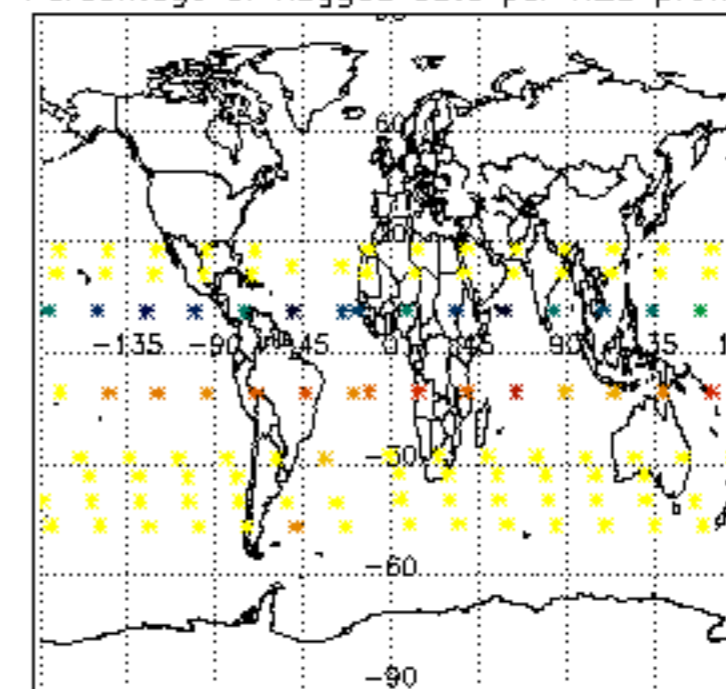




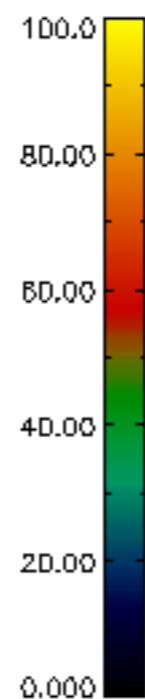
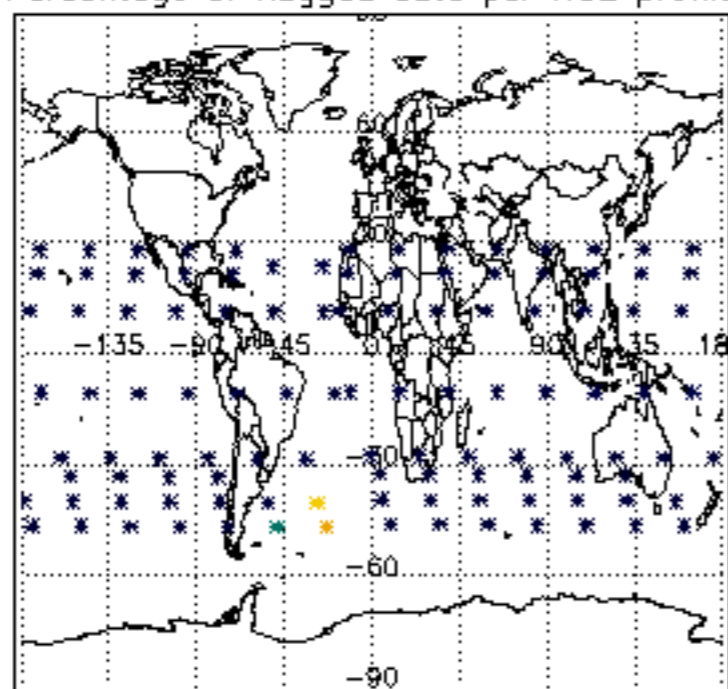
Percentage of flagged data per D3 profile



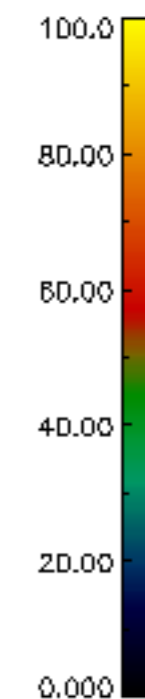
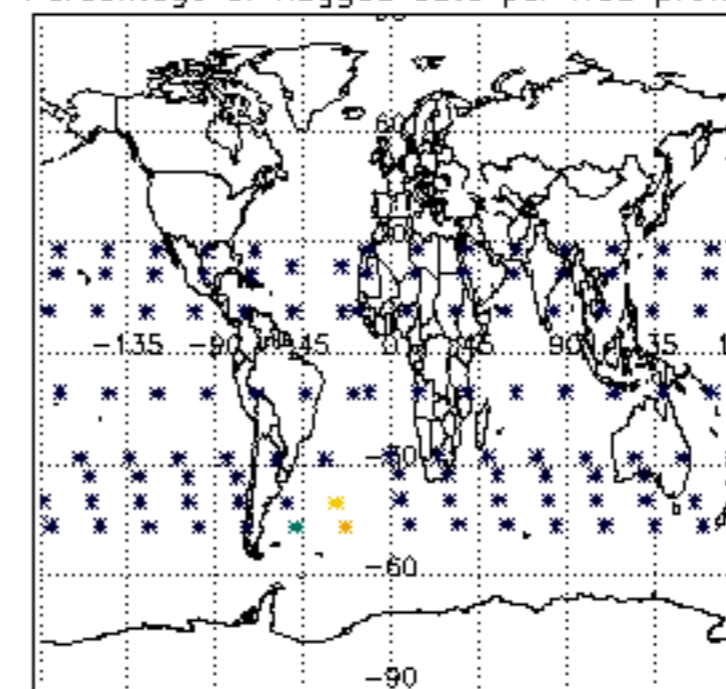
Percentage of flagged data per H2O profile

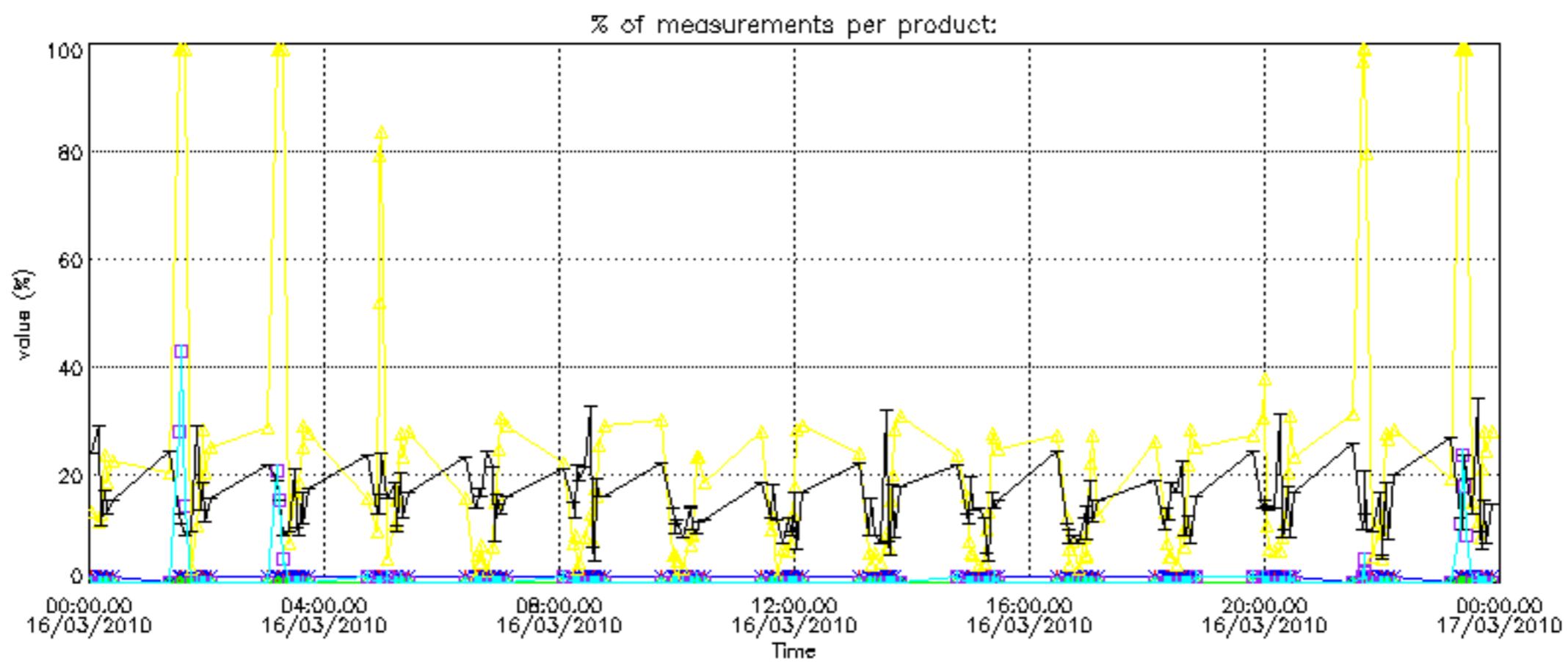


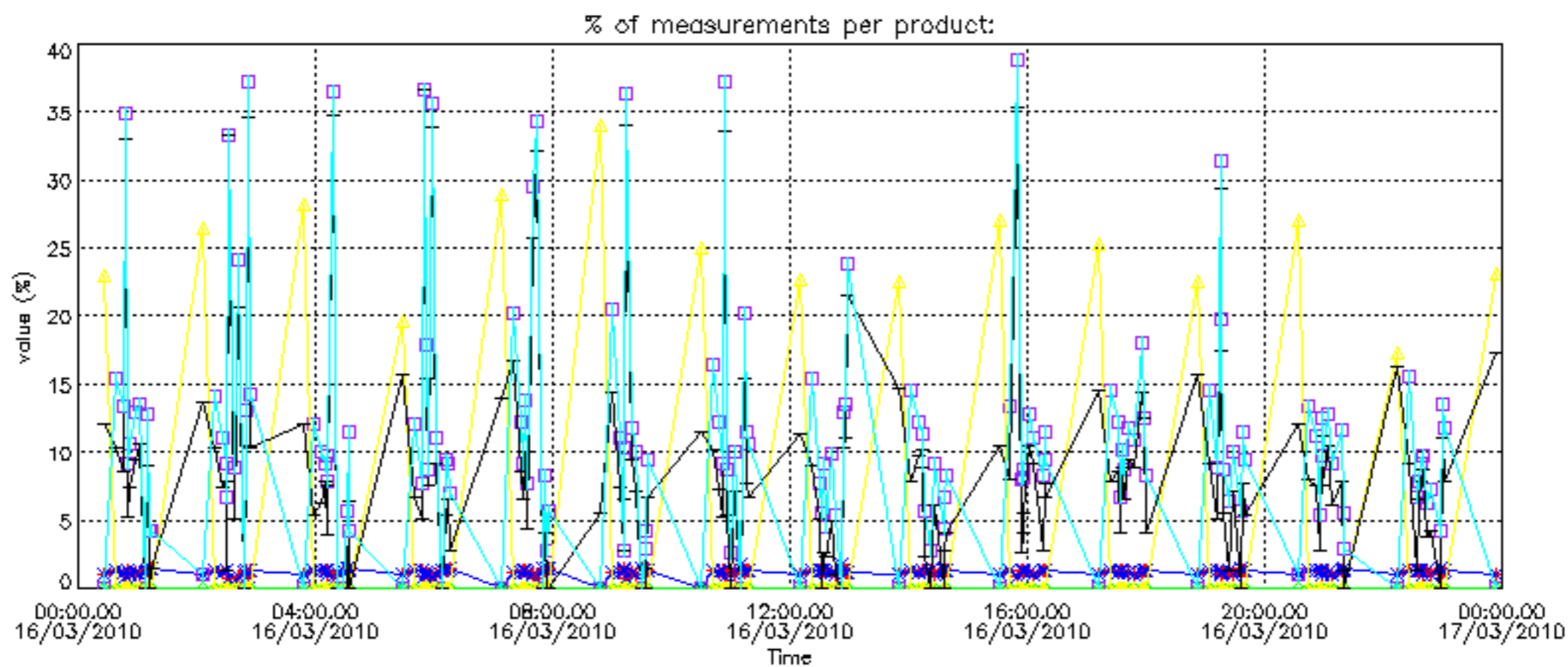
Percentage of flagged data per NO2 profile



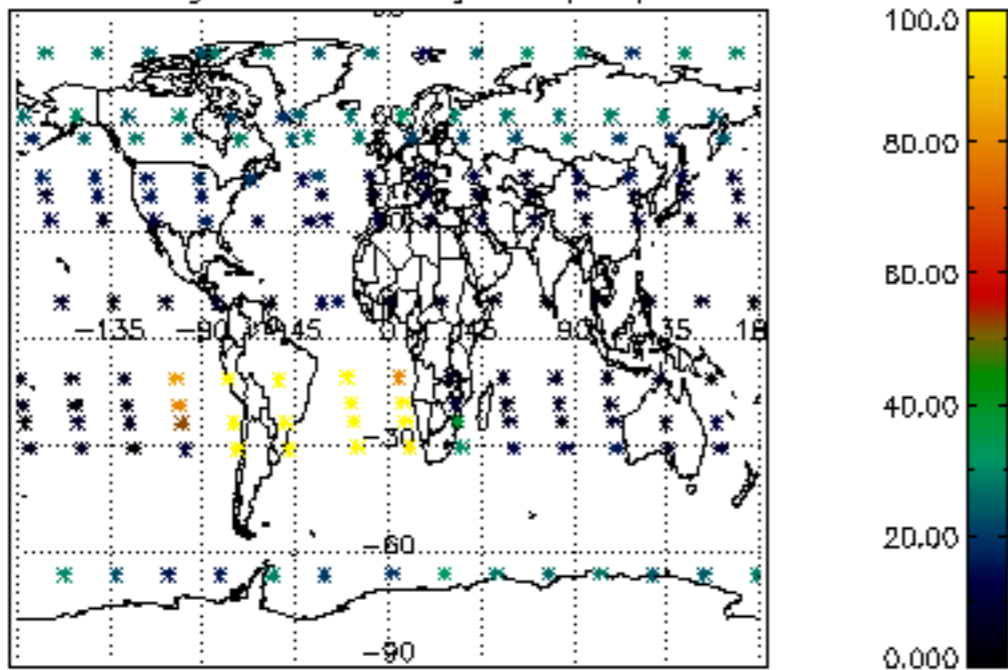
Percentage of flagged data per NO3 profile



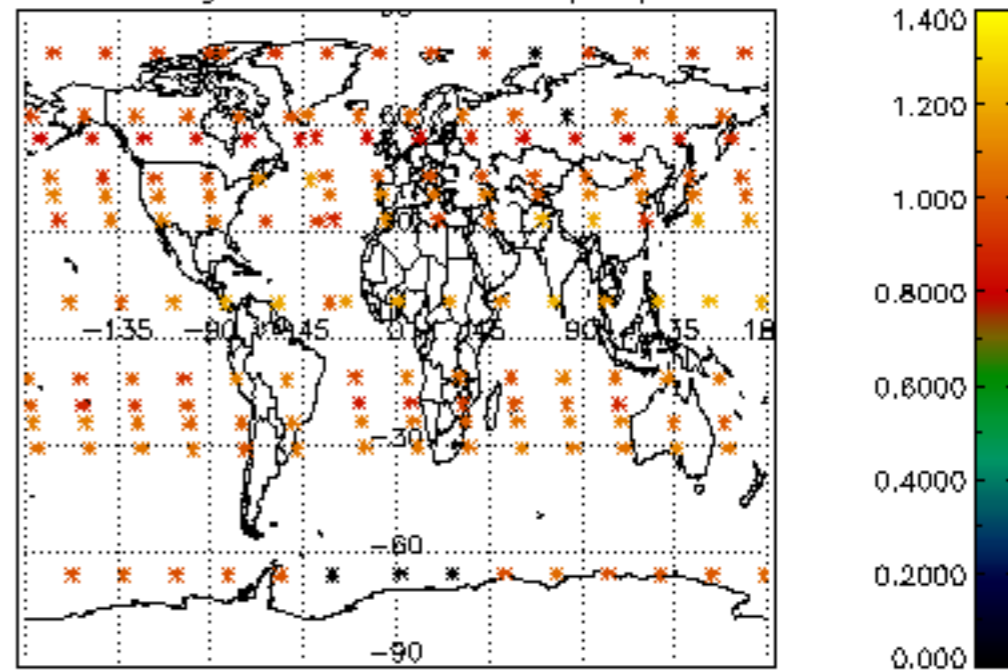




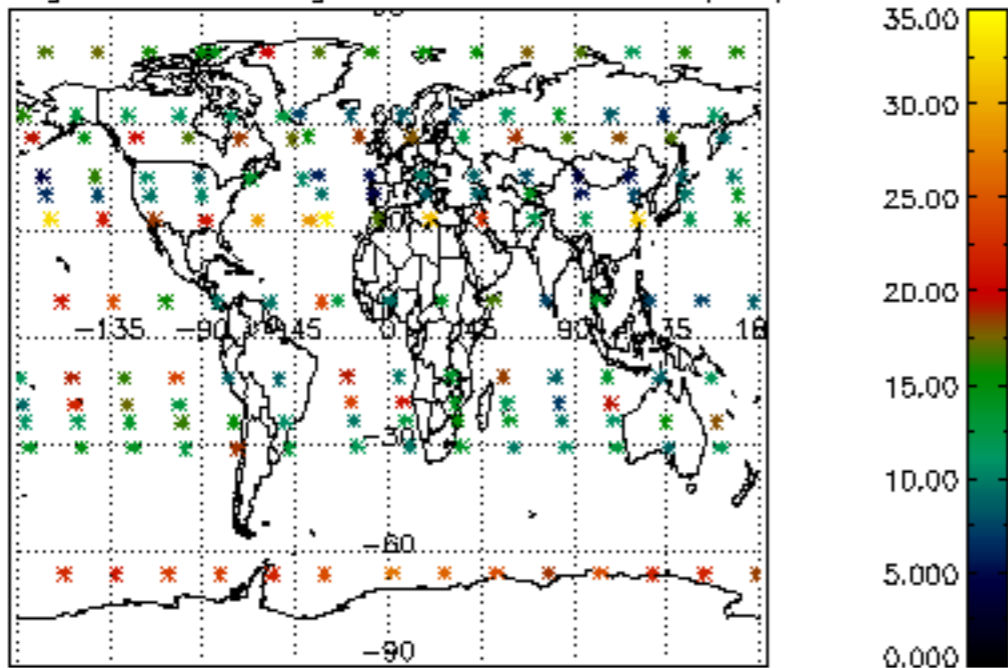
Percentage of cosmic ray hits per profile



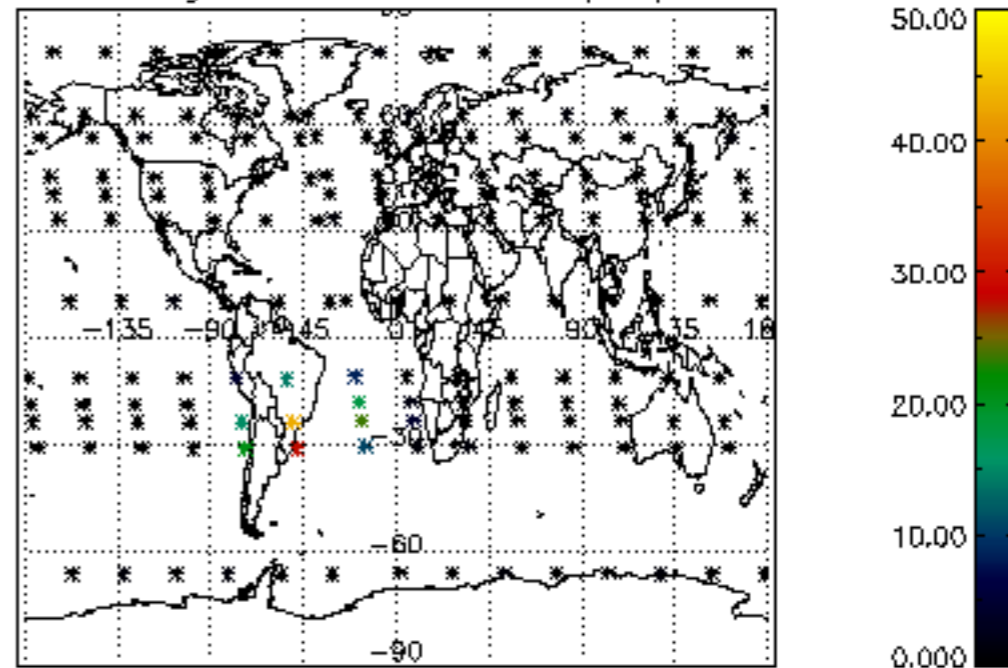
Percentage of datation errors per profile



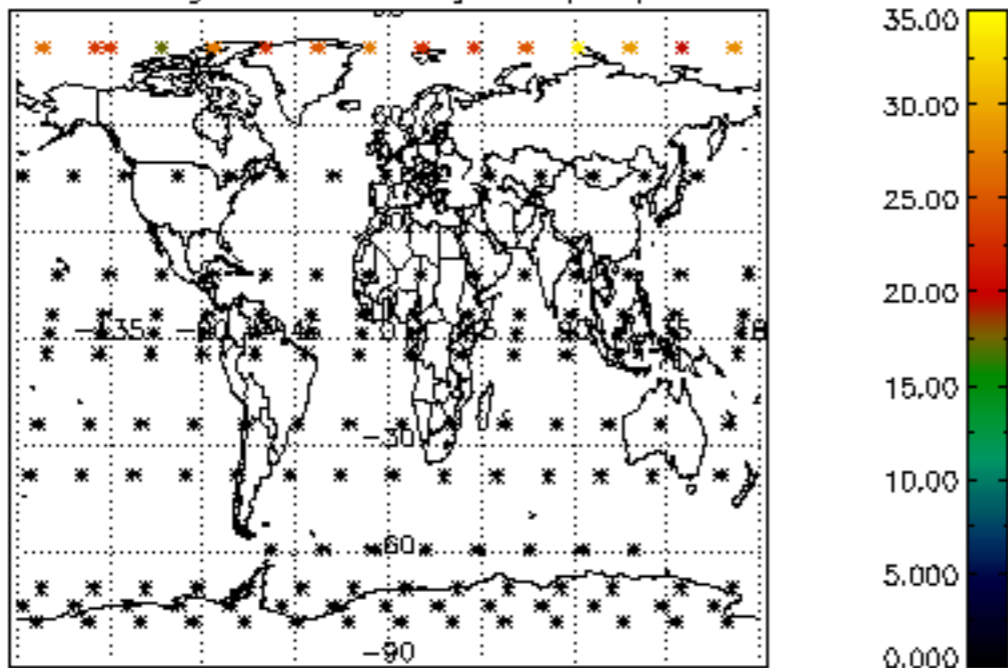
Percentage of star falling outside central band per profile



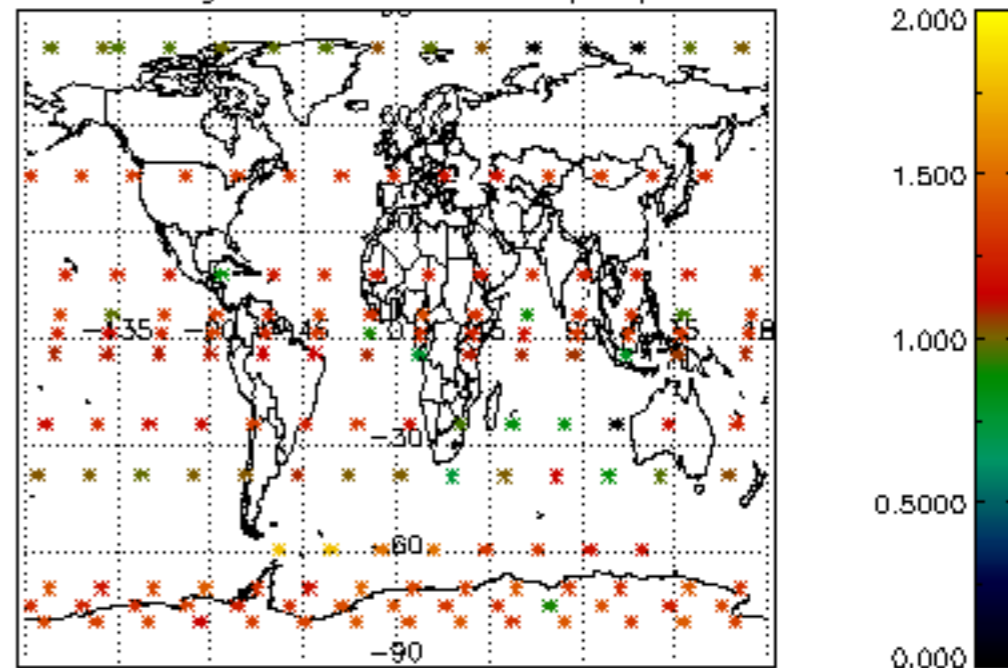
Percentage of saturation errors per profile



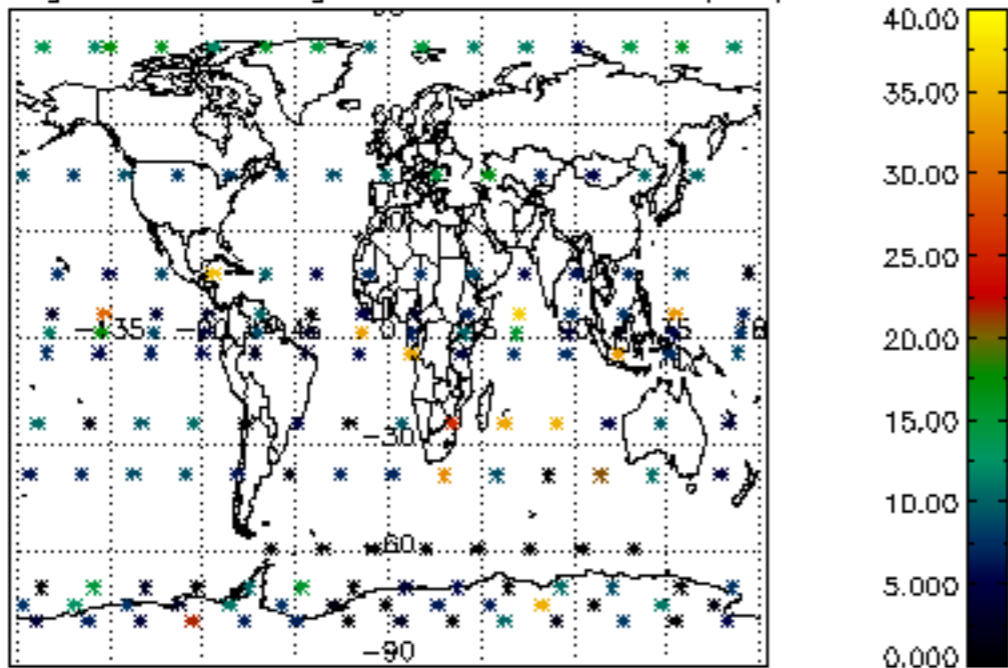
Percentage of cosmic ray hits per profile



Percentage of datation errors per profile



Percentage of star falling outside central band per profile



Percentage of saturation errors per profile

