

GOMOS Level 2 Daily Report

SUMMARY

[1. General Info](#)

[2. Summary of processed GOM_NL_2P products](#)

[3. Level 2 Quality information per product](#)

[3.1 Plot of level 2 quality information per product \(time dependant\)](#)

[3.2 Plot of level 2 quality information per product \(world map\)](#)

[4. Level 1 Quality information per product \(stored on level 2 products\)](#)

[4.1 Plot of level 1 quality information per product \(time dependant\)](#)

[4.1.1 Plot of level 1 quality information per product \(time dependant\): ASCENDING](#)

[4.1.2 Plot of level 1 quality information per product \(time dependant\): DESCENDING](#)

[4.2 Plot of level 1 quality information per product \(world map\)](#)

[4.2.1 Plot of level 1 quality information per product \(world map\): ASCENDING](#)

[4.2.2 Plot of level 1 quality information per product \(world map\): DESCENDING](#)

[5. Ozone profiles based on quality statistics and other trace gas profiles](#)

[5.1 Ozone statistics based on quality of products](#)

[5.2 Plot ozone profiles for all STD \(dark without errors\)](#)

[5.3 Plot ozone profiles where STD < 20% \(dark without errors\)](#)

[5.4. Plot ozone profiles where STD < 10% \(dark without errors\)](#)

[5.5. Plot ozone profiles where STD < 5% \(dark without errors\)](#)

[5.6 Plot NO2 profiles for all STD \(dark without errors\)](#)

[5.7 Plot NO3 profiles for all STD \(dark without errors\)](#)

[5.8 Plot H2O profiles \(only for occultations of stars 1,2,3,4,13,14,16,26,63 dark without errors\) for all STD](#)

[6. Auxiliary Data Files used for the production reported in section 2](#)

This report presents the daily analysis on parameters extracted from GOMOS level 2 data (GOM_NL__2P). It is intended to monitor some important parameters that will impact the quality of these products. A list of level 2 products (and content) that have arrived during the reporting day to the PCF is also given.

Item	Value
Time of report generation	26APR2013 18:16:22
Data source version	GOMOS/6.01
Start time of products	14-03-2010 (14MAR2010 00:00:00)
Stop time of products	15-03-2010 (15MAR2010 00:00:00)
Store outputs in DB	Yes
Nb of level 2 prods	227
Nb of prods with errors	0

2. Summary of processed GOM_NL__2P products.

Nr	Filename	UTC Start time	Limb	Duration	Star Id	Star Name	Star Mag	Star Temp	Nb Meas	Orbit	Prod. error
1	GOM_NL__2PRFIN20100314_000011_000000392087_00374_42011_9220.N1	14-MAR-2010 00:00:11	Bright	39.000	51	41Gam1Leo	2.0100	4500.0	78	42011	No
2	GOM_NL__2PRFIN20100314_000807_000000412087_00374_42011_9221.N1	14-MAR-2010 00:08:07	Bright	41.000	174	52Psi UMa	3.0040	4400.0	82	42011	No
3	GOM_NL__2PRFIN20100314_001115_000000392087_00374_42011_9222.N1	14-MAR-2010 00:11:15	Bright	39.000	82	48Bet UMa	2.3650	10600.	78	42011	No
4	GOM_NL__2PRFIN20100314_001244_000000412087_00374_42011_9223.N1	14-MAR-2010 00:12:44	Bright	40.500	36	50Alp UMa	1.8000	6300.0	81	42011	No
5	GOM_NL__2PRFIN20100314_001434_000000462087_00374_42011_9224.N1	14-MAR-2010 00:14:34	Bright	46.000	32	77Eps UMa	1.7630	11000.	92	42011	No
6	GOM_NL__2PRFIN20100314_001952_000000402087_00374_42011_9225.N1	14-MAR-2010 00:19:52	Bright	40.000	60	7Bet UMi	2.0810	3950.0	80	42011	No
7	GOM_NL__2PRFIN20100314_002404_000000492087_00374_42011_9226.N1	14-MAR-2010 00:24:04	Bright	49.000	119	14Eta Dra	2.7270	4700.0	98	42011	No
8	GOM_NL__2PRFIN20100314_002952_000000482087_00374_42011_9227.N1	14-MAR-2010 00:29:52	Bright	48.000	69	33Gam Dra	2.2310	3800.0	96	42011	No
9	GOM_NL__2PRFIN20100314_003251_000000392087_00374_42011_9228.N1	14-MAR-2010 00:32:51	Bright	39.000	19	50Alp Cyg	1.2460	10500.	78	42011	No
10	GOM_NL__2PRFIN20100314_003425_000000402087_00374_42011_9229.N1	14-MAR-2010 00:34:25	Bright	40.000	66	37Gam Cyg	2.2080	5900.0	80	42011	No
11	GOM_NL__2PRFIN20100314_004417_000000512087_00374_42011_9230.N1	14-MAR-2010 00:44:17	Twilight	50.500	11	53Alp Aql	0.76500	8000.0	101	42011	No
12	GOM_NL__2PRFIN20100314_005416_000000462087_00374_42011_9231.N1	14-MAR-2010 00:54:16	Dark	46.000	155	41Pi Sgr	2.9000	6600.0	92	42011	No
13	GOM_NL__2PRFIN20100314_005616_000000462087_00374_42011_9232.N1	14-MAR-2010 00:56:16	Dark	46.000	57	34Sig Sgr	2.0660	26000.	92	42011	No
14	GOM_NL__2PRFIN20100314_005941_000000552087_00374_42011_9233.N1	14-MAR-2010 00:59:41	Dark	55.000	38	20Eps Sgr	1.8360	11000.	110	42011	No
15	GOM_NL__2PRFIN20100314_010618_000000512087_00375_42012_9240.N1	14-MAR-2010 01:06:18	Dark	51.000	75	26Eps Sco	2.2910	4250.0	102	42012	No
16	GOM_NL__2PRFIN20100314_011219_000000442087_00375_42012_9241.N1	14-MAR-2010 01:12:19	Dark	44.000	4	Alp1Cen	-0.010000	5800.0	88	42012	No
17	GOM_NL__2PRFIN20100314_011334_000000432087_00375_42012_9242.N1	14-MAR-2010 01:13:34	Dark	42.500	10	Bet Cen	0.61000	28000.	85	42012	No
18	GOM_NL__2PRFIN20100314_011536_000000422087_00375_42012_9243.N1	14-MAR-2010 01:15:36	Dark	42.000	77	Eps Cen	2.3030	28000.	84	42012	No
19	GOM_NL__2PRFIN20100314_011841_000000442087_00375_42012_9244.N1	14-MAR-2010 01:18:41	Straylight	44.000	54	5The Cen	2.0550	4500.0	88	42012	No
20	GOM_NL__2PRFIN20100314_012039_000000532087_00375_42012_9245.N1	14-MAR-2010 01:20:39	Straylight	52.500	123	1ot Cen	2.7500	10200.	105	42012	No
21	GOM_NL__2PRFIN20100314_012638_000000582087_00375_42012_9246.N1	14-MAR-2010 01:26:38	Straylight	58.000	106	9Bet Crv	2.6480	5600.0	116	42012	No
22	GOM_NL__2PRFIN20100314_012902_000000522087_00375_42012_9247.N1	14-MAR-2010 01:29:02	Straylight	52.000	100	4Gam Crv	2.5800	13100.	104	42012	No
23	GOM_NL__2PRFIN20100314_014047_000000412087_00375_42012_9248.N1	14-MAR-2010 01:40:47	Bright	40.500	51	41Gam1Leo	2.0100	4500.0	81	42012	No
24	GOM_NL__2PRFIN20100314_014842_000000382087_00375_42012_9249.N1	14-MAR-2010 01:48:42	Bright	38.000	174	52Psi UMa	3.0040	4400.0	76	42012	No
25	GOM_NL__2PRFIN20100314_015151_000000382087_00375_42012_9250.N1	14-MAR-2010 01:51:51	Bright	37.500	82	48Bet UMa	2.3650	10600.	75	42012	No
26	GOM_NL__2PRFIN20100314_015319_000000382087_00375_42012_9251.N1	14-MAR-2010 01:53:19	Bright	37.500	36	50Alp UMa	1.8000	6300.0	75	42012	No
27	GOM_NL__2PRFIN20100314_015509_000000492087_00375_42012_9252.N1	14-MAR-2010 01:55:09	Bright	49.000	32	77Eps UMa	1.7630	11000.	98	42012	No
28	GOM_NL__2PRFIN20100314_020027_000000422087_00375_42012_9253.N1	14-MAR-2010 02:00:27	Bright	42.000	60	7Bet UMi	2.0810	3950.0	84	42012	No
29	GOM_NL__2PRFIN20100314_020439_000000502087_00375_42012_9254.N1	14-MAR-2010 02:04:39	Bright	50.000	119	14Eta Dra	2.7270	4700.0	100	42012	No
30	GOM_NL__2PRFIN20100314_021027_000000512087_00375_42012_9255.N1	14-MAR-2010 02:10:27	Bright	51.000	69	33Gam Dra	2.2310	3800.0	102	42012	No
31	GOM_NL__2PRFIN20100314_021327_000000392087_00375_42012_9256.N1	14-MAR-2010 02:13:27	Bright	38.500	19	50Alp Cyg	1.2460	10500.	77	42012	No
32	GOM_NL__2PRFIN20100314_021501_000000382087_00375_42012_9257.N1	14-MAR-2010 02:15:01	Bright	38.000	66	37Gam Cyg	2.2080	5900.0	76	42012	No
33	GOM_NL__2PRFIN20100314_022454_000000532087_00375_42012_9258.N1	14-MAR-2010 02:24:54	Twilight	52.500	11	53Alp Aql	0.76500	8000.0	105	42012	No
34	GOM_NL__2PRFIN20100314_023452_000000422087_00375_42012_9259.N1	14-MAR-2010 02:34:52	Dark	42.000	155	41Pi Sgr	2.9000	6600.0	84	42012	No
35	GOM_NL__2PRFIN20100314_024018_000000482087_00375_42012_9260.N1	14-MAR-2010 02:40:18	Dark	47.500	38	20Eps Sgr	1.8360	11000.	95	42012	No
36	GOM_NL__2PRFIN20100314_024655_000000512087_00376_42013_9248.N1	14-MAR-2010 02:46:55	Dark	51.000	75	26Eps Sco	2.2910	4250.0	102	42013	No
37	GOM_NL__2PRFIN20100314_025256_000000512087_00376_42013_9249.N1	14-MAR-2010 02:52:56	Dark	50.500	4	Alp1Cen	-0.010000	5800.0	101	42013	No
38	GOM_NL__2PRFIN20100314_025410_000000512087_00376_42013_9250.N1	14-MAR-2010 02:54:10	Dark	50.500	10	Bet Cen	0.61000	28000.	101	42013	No
39	GOM_NL__2PRFIN20100314_025613_000000422087_00376_42013_9251.N1	14-MAR-2010 02:56:13	Dark	41.500	77	Eps Cen	2.3030	28000.	83	42013	No
40	GOM_NL__2PRFIN20100314_025918_000000442087_00376_42013_9252.N1	14-MAR-2010 02:59:18	Straylight	44.000	54	5The Cen	2.0550	4500.0	88	42013	No
41	GOM_NL__2PRFIN20100314_030116_000000502087_00376_42013_9253.N1	14-MAR-2010 03:01:16	Straylight	50.000	123	1ot Cen	2.7500	10200.	100	42013	No
42	GOM_NL__2PRFIN20100314_030714_000000562087_00376_42013_9254.N1	14-MAR-2010 03:07:14	Straylight	55.500	106	9Bet Crv	2.6480	5600.0	111	42013	No

43	GOM_NL__2PRFIN20100314_030938_000000522087_00376_42013_9255.N1	14-MAR-2010 03:09:38	Straylight	51.500	100	4Gam Crv	2.5800	13100.	103	42013	No
44	GOM_NL__2PRFIN20100314_032123_000000412087_00376_42013_9256.N1	14-MAR-2010 03:21:23	Bright	40.500	51	41Gam1Leo	2.0100	4500.0	81	42013	No
45	GOM_NL__2PRFIN20100314_032918_000000402087_00376_42013_9257.N1	14-MAR-2010 03:29:18	Bright	39.500	174	52Psi UMa	3.0040	4400.0	79	42013	No
46	GOM_NL__2PRFIN20100314_033226_000000382087_00376_42013_9258.N1	14-MAR-2010 03:32:26	Bright	38.000	82	48Bet UMa	2.3650	10600.	76	42013	No
47	GOM_NL__2PRFIN20100314_033355_000000392087_00376_42013_9259.N1	14-MAR-2010 03:33:55	Bright	38.500	36	50Alp UMa	1.8000	6300.0	77	42013	No
48	GOM_NL__2PRFIN20100314_033545_000000472087_00376_42013_9260.N1	14-MAR-2010 03:35:45	Bright	47.000	32	77Eps UMa	1.7630	11000.	94	42013	No
49	GOM_NL__2PRFIN20100314_034103_000000422087_00376_42013_9261.N1	14-MAR-2010 03:41:03	Bright	42.000	60	7Bet UMi	2.0810	3950.0	84	42013	No
50	GOM_NL__2PRFIN20100314_034514_000000502087_00376_42013_9262.N1	14-MAR-2010 03:45:14	Bright	50.000	119	14Eta Dra	2.7270	4700.0	100	42013	No
51	GOM_NL__2PRFIN20100314_035103_000000522087_00376_42013_9263.N1	14-MAR-2010 03:51:03	Bright	51.500	69	33Gam Dra	2.2310	3800.0	103	42013	No
52	GOM_NL__2PRFIN20100314_035403_000000392087_00376_42013_9264.N1	14-MAR-2010 03:54:03	Bright	38.500	19	50Alp Cyg	1.2460	10500.	77	42013	No
53	GOM_NL__2PRFIN20100314_035537_000000352087_00376_42013_9265.N1	14-MAR-2010 03:55:37	Bright	34.500	66	37Gam Cyg	2.2080	5900.0	69	42013	No
54	GOM_NL__2PRFIN20100314_040530_000000522087_00376_42013_9266.N1	14-MAR-2010 04:05:30	Tw_i_and_stray	51.500	11	53Alp Aql	0.76500	8000.0	103	42013	No
55	GOM_NL__2PRFIN20100314_041530_000000492087_00376_42013_9267.N1	14-MAR-2010 04:15:30	Dark	49.000	155	41Pi Sgr	2.9000	6600.0	98	42013	No
56	GOM_NL__2PRFIN20100314_041730_000000432087_00376_42013_9268.N1	14-MAR-2010 04:17:30	Dark	43.000	57	34Sig Sgr	2.0660	26000.	86	42013	No
57	GOM_NL__2PRFIN20100314_042055_000000542087_00376_42013_9269.N1	14-MAR-2010 04:20:55	Dark	54.000	38	20Eps Sgr	1.8360	11000.	108	42013	No
58	GOM_NL__2PRFIN20100314_042732_000000482087_00377_42014_9256.N1	14-MAR-2010 04:27:32	Dark	48.000	75	26Eps Sco	2.2910	4250.0	96	42014	No
59	GOM_NL__2PRFIN20100314_043332_000000472087_00377_42014_9257.N1	14-MAR-2010 04:33:32	Dark	46.500	4	Alp1Cen	-0.010000	5800.0	93	42014	No
60	GOM_NL__2PRFIN20100314_043447_000000522087_00377_42014_9258.N1	14-MAR-2010 04:34:47	Dark	52.000	10	Bet Cen	0.61000	28000.	104	42014	No
61	GOM_NL__2PRFIN20100314_043649_000000412087_00377_42014_9259.N1	14-MAR-2010 04:36:49	Dark	41.000	77	Eps Cen	2.3030	28000.	82	42014	No
62	GOM_NL__2PRFIN20100314_043955_000000462087_00377_42014_9260.N1	14-MAR-2010 04:39:55	Straylight	46.000	54	5The Cen	2.0550	4500.0	92	42014	No
63	GOM_NL__2PRFIN20100314_044152_000000532087_00377_42014_9261.N1	14-MAR-2010 04:41:52	Straylight	52.500	123	lot Cen	2.7500	10200.	105	42014	No
64	GOM_NL__2PRFIN20100314_044750_000000552087_00377_42014_9262.N1	14-MAR-2010 04:47:50	Straylight	54.500	106	9Bet Crv	2.6480	5600.0	109	42014	No
65	GOM_NL__2PRFIN20100314_045014_000000522087_00377_42014_9263.N1	14-MAR-2010 04:50:14	Straylight	51.500	100	4Gam Crv	2.5800	13100.	103	42014	No
66	GOM_NL__2PRFIN20100314_050158_000000392087_00377_42014_9264.N1	14-MAR-2010 05:01:58	Bright	39.000	51	41Gam1Leo	2.0100	4500.0	78	42014	No
67	GOM_NL__2PRFIN20100314_050954_000000402087_00377_42014_9265.N1	14-MAR-2010 05:09:54	Bright	39.500	174	52Psi UMa	3.0040	4400.0	79	42014	No
68	GOM_NL__2PRFIN20100314_051302_000000392087_00377_42014_9266.N1	14-MAR-2010 05:13:02	Bright	38.500	82	48Bet UMa	2.3650	10600.	77	42014	No
69	GOM_NL__2PRFIN20100314_051431_000000412087_00377_42014_9267.N1	14-MAR-2010 05:14:31	Bright	41.000	36	50Alp UMa	1.8000	6300.0	82	42014	No
70	GOM_NL__2PRFIN20100314_051620_000000462087_00377_42014_9268.N1	14-MAR-2010 05:16:20	Bright	45.500	32	77Eps UMa	1.7630	11000.	91	42014	No
71	GOM_NL__2PRFIN20100314_052138_000000402087_00377_42014_9269.N1	14-MAR-2010 05:21:38	Bright	40.000	60	7Bet UMi	2.0810	3950.0	80	42014	No
72	GOM_NL__2PRFIN20100314_052550_000000482087_00377_42014_9270.N1	14-MAR-2010 05:25:50	Bright	48.000	119	14Eta Dra	2.7270	4700.0	96	42014	No
73	GOM_NL__2PRFIN20100314_053138_000000532087_00377_42014_9271.N1	14-MAR-2010 05:31:38	Bright	53.000	69	33Gam Dra	2.2310	3800.0	106	42014	No
74	GOM_NL__2PRFIN20100314_053439_000000382087_00377_42014_9272.N1	14-MAR-2010 05:34:39	Bright	37.500	19	50Alp Cyg	1.2460	10500.	75	42014	No
75	GOM_NL__2PRFIN20100314_053613_000000392087_00377_42014_9273.N1	14-MAR-2010 05:36:13	Bright	38.500	66	37Gam Cyg	2.2080	5900.0	77	42014	No
76	GOM_NL__2PRFIN20100314_054606_000000522087_00377_42014_9274.N1	14-MAR-2010 05:46:06	Tw_i_and_stray	51.500	11	53Alp Aql	0.76500	8000.0	103	42014	No
77	GOM_NL__2PRFIN20100314_055606_000000472087_00377_42014_9275.N1	14-MAR-2010 05:56:06	Dark	46.500	155	41Pi Sgr	2.9000	6600.0	93	42014	No
78	GOM_NL__2PRFIN20100314_055806_000000472087_00377_42014_9276.N1	14-MAR-2010 05:58:06	Dark	47.000	57	34Sig Sgr	2.0660	26000.	94	42014	No
79	GOM_NL__2PRFIN20100314_060132_000000522087_00377_42014_9277.N1	14-MAR-2010 06:01:32	Dark	51.500	38	20Eps Sgr	1.8360	11000.	103	42014	No
80	GOM_NL__2PRFIN20100314_060810_000000482087_00378_42015_9264.N1	14-MAR-2010 06:08:10	Dark	48.000	75	26Eps Sco	2.2910	4250.0	96	42015	No
81	GOM_NL__2PRFIN20100314_061409_000000442087_00378_42015_9265.N1	14-MAR-2010 06:14:09	Dark	43.500	4	Alp1Cen	-0.010000	5800.0	87	42015	No
82	GOM_NL__2PRFIN20100314_061523_000000482087_00378_42015_9266.N1	14-MAR-2010 06:15:23	Dark	47.500	10	Bet Cen	0.61000	28000.	95	42015	No
83	GOM_NL__2PRFIN20100314_061726_000000442087_00378_42015_9267.N1	14-MAR-2010 06:17:26	Dark	44.000	77	Eps Cen	2.3030	28000.	88	42015	No
84	GOM_NL__2PRFIN20100314_062032_000000462087_00378_42015_9268.N1	14-MAR-2010 06:20:32	Straylight	46.000	54	5The Cen	2.0550	4500.0	92	42015	No
85	GOM_NL__2PRFIN20100314_062229_000000492087_00378_42015_9269.N1	14-MAR-2010 06:22:29	Straylight	48.500	123	lot Cen	2.7500	10200.	97	42015	No
86	GOM_NL__2PRFIN20100314_062827_000000552087_00378_42015_9270.N1	14-MAR-2010 06:28:27	Straylight	54.500	106	9Bet Crv	2.6480	5600.0	109	42015	No
87	GOM_NL__2PRFIN20100314_063051_000000512087_00378_42015_9271.N1	14-MAR-2010 06:30:51	Straylight	51.000	100	4Gam Crv	2.5800	13100.	102	42015	No
88	GOM_NL__2PRFIN20100314_064234_000000542087_00378_42015_9272.N1	14-MAR-2010 06:42:34	Bright	54.000	51	41Gam1Leo	2.0100	4500.0	108	42015	No
89	GOM_NL__2PRFIN20100314_065029_000000392087_00378_42015_9273.N1	14-MAR-2010 06:50:29	Bright	39.000	174	52Psi UMa	3.0040	4400.0	78	42015	No
90	GOM_NL__2PRFIN20100314_065338_000000382087_00378_42015_9274.N1	14-MAR-2010 06:53:38	Bright	37.500	82	48Bet UMa	2.3650	10600.	75	42015	No
91	GOM_NL__2PRFIN20100314_065506_000000412087_00378_42015_9275.N1	14-MAR-2010 06:55:06	Bright	40.500	36	50Alp UMa	1.8000	6300.0	81	42015	No
92	GOM_NL__2PRFIN20100314_065655_000000462087_00378_42015_9276.N1	14-MAR-2010 06:56:55	Bright	45.500	32	77Eps UMa	1.7630	11000.	91	42015	No
93	GOM_NL__2PRFIN20100314_070214_000000422087_00378_42015_9277.N1	14-MAR-2010 07:02:14	Bright	42.000	60	7Bet UMi	2.0810	3950.0	84	42015	No
94	GOM_NL__2PRFIN20100314_070625_000000662087_00378_42015_9278.N1	14-MAR-2010 07:06:25	Bright	66.000	119	14Eta Dra	2.7270	4700.0	132	42015	No
95	GOM_NL__2PRFIN20100314_071214_000000532087_00378_42015_9279.N1	14-MAR-2010 07:12:14	Bright	53.000	69	33Gam Dra	2.2310	3800.0	106	42015	No
96	GOM_NL__2PRFIN20100314_071515_000000352087_00378_42015_9280.N1	14-MAR-2010 07:15:15	Bright	35.000	19	50Alp Cyg	1.2460	10500.	70	42015	No
97	GOM_NL__2PRFIN20100314_071649_000000362087_00378_42015_9281.N1	14-MAR-2010 07:16:49	Bright	35.500	66	37Gam Cyg	2.2080	5900.0	71	42015	No
98	GOM_NL__2PRFIN20100314_072643_000000492087_00378_42015_9282.N1	14-MAR-2010 07:26:43	Tw_i_and_stray	49.000	11	53Alp Aql	0.76500	8000.0	98	42015	No
99	GOM_NL__2PRFIN20100314_073643_000000472087_00378_42015_9283.N1	14-MAR-2010 07:36:43	Dark	46.500	155	41Pi Sgr	2.9000	6600.0	93	42015	No
100	GOM_NL__2PRFIN20100314_073843_000000502087_00378_42015_9284.N1	14-MAR-2010 07:38:43	Dark	49.500	57	34Sig Sgr	2.0660	26000.	99	42015	No
101	GOM_NL__2PRFIN20100314_074209_000000532087_00378_42015_9285.N1	14-MAR-2010 07:42:09	Dark	53.000	38	20Eps Sgr	1.8360	11000.	106	42015	No

102	GOM_NL__2PRFIN20100314_111002_000000422087_00381_42018_9290.N1	14-MAR-2010 11:10:02	Dark	42.000	75	26Eps Sco	2.2910	4250.0	84	42018	No
103	GOM_NL__2PRFIN20100314_111558_000000482087_00381_42018_9291.N1	14-MAR-2010 11:15:58	Dark	47.500	4	Alp1Cen	-0.010000	5800.0	95	42018	No
104	GOM_NL__2PRFIN20100314_111712_000000522087_00381_42018_9292.N1	14-MAR-2010 11:17:12	Dark	52.000	10	Bet Cen	0.61000	28000.	104	42018	No
105	GOM_NL__2PRFIN20100314_111915_000000432087_00381_42018_9293.N1	14-MAR-2010 11:19:15	Dark	42.500	77	Eps Cen	2.3030	28000.	85	42018	No
106	GOM_NL__2PRFIN20100314_112222_000000502087_00381_42018_9294.N1	14-MAR-2010 11:22:22	Straylight	50.000	54	5The Cen	2.0550	4500.0	100	42018	No
107	GOM_NL__2PRFIN20100314_112418_000000502087_00381_42018_9295.N1	14-MAR-2010 11:24:18	Straylight	50.000	123	lot Cen	2.7500	10200.	100	42018	No
108	GOM_NL__2PRFIN20100314_113016_000000562087_00381_42018_9296.N1	14-MAR-2010 11:30:16	Straylight	55.500	106	9Bet Crv	2.6480	5600.0	111	42018	No
109	GOM_NL__2PRFIN20100314_113239_000000522087_00381_42018_9297.N1	14-MAR-2010 11:32:39	Straylight	52.000	100	4Gam Crv	2.5800	13100.	104	42018	No
110	GOM_NL__2PRFIN20100314_114422_000000392087_00381_42018_9298.N1	14-MAR-2010 11:44:22	Bright	38.500	51	41Gam1Leo	2.0100	4500.0	77	42018	No
111	GOM_NL__2PRFIN20100314_115215_000000422087_00381_42018_9299.N1	14-MAR-2010 11:52:15	Bright	41.500	174	52Psi UMa	3.0040	4400.0	83	42018	No
112	GOM_NL__2PRFIN20100314_115525_000000392087_00381_42018_9300.N1	14-MAR-2010 11:55:25	Bright	38.500	82	48Bet UMa	2.3650	10600.	77	42018	No
113	GOM_NL__2PRFIN20100314_115653_000000562087_00381_42018_9301.N1	14-MAR-2010 11:56:53	Bright	56.000	36	50Alp UMa	1.8000	6300.0	112	42018	No
114	GOM_NL__2PRFIN20100314_115841_000000462087_00381_42018_9302.N1	14-MAR-2010 11:58:41	Bright	46.000	32	77Eps UMa	1.7630	11000.	92	42018	No
115	GOM_NL__2PRFIN20100314_120400_000000422087_00381_42018_9303.N1	14-MAR-2010 12:04:00	Bright	41.500	60	7Bet UMi	2.0810	3950.0	83	42018	No
116	GOM_NL__2PRFIN20100314_120811_000000492087_00381_42018_9304.N1	14-MAR-2010 12:08:11	Bright	49.000	119	14Eta Dra	2.7270	4700.0	98	42018	No
117	GOM_NL__2PRFIN20100314_121401_000000542087_00381_42018_9305.N1	14-MAR-2010 12:14:01	Bright	54.000	69	33Gam Dra	2.2310	3800.0	108	42018	No
118	GOM_NL__2PRFIN20100314_121703_000000372087_00381_42018_9306.N1	14-MAR-2010 12:17:03	Bright	37.000	19	50Alp Cyg	1.2460	10500.	74	42018	No
119	GOM_NL__2PRFIN20100314_121837_000000502087_00381_42018_9307.N1	14-MAR-2010 12:18:37	Bright	50.000	66	37Gam Cyg	2.2080	5900.0	100	42018	No
120	GOM_NL__2PRFIN20100314_122832_000000492087_00381_42018_9308.N1	14-MAR-2010 12:28:32	Tw_i_and_stray	48.500	11	53Alp Aql	0.76500	8000.0	97	42018	No
121	GOM_NL__2PRFIN20100314_123833_000000452087_00381_42018_9309.N1	14-MAR-2010 12:38:33	Dark	44.500	155	41Pi Sgr	2.9000	6600.0	89	42018	No
122	GOM_NL__2PRFIN20100314_124033_000000462087_00381_42018_9310.N1	14-MAR-2010 12:40:33	Dark	46.000	57	34Sig Sgr	2.0660	26000.	92	42018	No
123	GOM_NL__2PRFIN20100314_124359_000000522087_00381_42018_9311.N1	14-MAR-2010 12:43:59	Dark	51.500	38	20Eps Sgr	1.8360	11000.	103	42018	No
124	GOM_NL__2PRFIN20100314_125039_000000422087_00382_42019_9298.N1	14-MAR-2010 12:50:39	Dark	42.000	75	26Eps Sco	2.2910	4250.0	84	42019	No
125	GOM_NL__2PRFIN20100314_125635_000000412087_00382_42019_9299.N1	14-MAR-2010 12:56:35	Dark	40.500	4	Alp1Cen	-0.010000	5800.0	81	42019	No
126	GOM_NL__2PRFIN20100314_125749_000000512087_00382_42019_9300.N1	14-MAR-2010 12:57:49	Dark	50.500	10	Bet Cen	0.61000	28000.	101	42019	No
127	GOM_NL__2PRFIN20100314_125952_000000432087_00382_42019_9301.N1	14-MAR-2010 12:59:52	Dark	43.000	77	Eps Cen	2.3030	28000.	86	42019	No
128	GOM_NL__2PRFIN20100314_130259_000000502087_00382_42019_9302.N1	14-MAR-2010 13:02:59	Straylight	50.000	54	5The Cen	2.0550	4500.0	100	42019	No
129	GOM_NL__2PRFIN20100314_130455_000000502087_00382_42019_9303.N1	14-MAR-2010 13:04:55	Straylight	50.000	123	lot Cen	2.7500	10200.	100	42019	No
130	GOM_NL__2PRFIN20100314_131051_000000562087_00382_42019_9304.N1	14-MAR-2010 13:10:51	Straylight	56.000	106	9Bet Crv	2.6480	5600.0	112	42019	No
131	GOM_NL__2PRFIN20100314_131314_000000532087_00382_42019_9305.N1	14-MAR-2010 13:13:14	Straylight	53.000	100	4Gam Crv	2.5800	13100.	106	42019	No
132	GOM_NL__2PRFIN20100314_132458_000000402087_00382_42019_9306.N1	14-MAR-2010 13:24:58	Bright	40.000	51	41Gam1Leo	2.0100	4500.0	80	42019	No
133	GOM_NL__2PRFIN20100314_133251_000000382087_00382_42019_9307.N1	14-MAR-2010 13:32:51	Bright	38.000	174	52Psi UMa	3.0040	4400.0	76	42019	No
134	GOM_NL__2PRFIN20100314_133600_000000362087_00382_42019_9308.N1	14-MAR-2010 13:36:00	Bright	36.000	82	48Bet UMa	2.3650	10600.	72	42019	No
135	GOM_NL__2PRFIN20100314_133729_000000412087_00382_42019_9309.N1	14-MAR-2010 13:37:29	Bright	40.500	36	50Alp UMa	1.8000	6300.0	81	42019	No
136	GOM_NL__2PRFIN20100314_133916_000000482087_00382_42019_9310.N1	14-MAR-2010 13:39:16	Bright	48.000	32	77Eps UMa	1.7630	11000.	96	42019	No
137	GOM_NL__2PRFIN20100314_134436_000000422087_00382_42019_9311.N1	14-MAR-2010 13:44:36	Bright	41.500	60	7Bet UMi	2.0810	3950.0	83	42019	No
138	GOM_NL__2PRFIN20100314_134846_000000482087_00382_42019_9312.N1	14-MAR-2010 13:48:46	Bright	48.000	119	14Eta Dra	2.7270	4700.0	96	42019	No
139	GOM_NL__2PRFIN20100314_135436_000000522087_00382_42019_9313.N1	14-MAR-2010 13:54:36	Bright	51.500	69	33Gam Dra	2.2310	3800.0	103	42019	No
140	GOM_NL__2PRFIN20100314_135739_000000362087_00382_42019_9314.N1	14-MAR-2010 13:57:39	Bright	35.500	19	50Alp Cyg	1.2460	10500.	71	42019	No
141	GOM_NL__2PRFIN20100314_135913_000000362087_00382_42019_9315.N1	14-MAR-2010 13:59:13	Bright	35.500	66	37Gam Cyg	2.2080	5900.0	71	42019	No
142	GOM_NL__2PRFIN20100314_140908_000000502087_00382_42019_9316.N1	14-MAR-2010 14:09:08	Tw_i_and_stray	49.500	11	53Alp Aql	0.76500	8000.0	99	42019	No
143	GOM_NL__2PRFIN20100314_141909_000000462087_00382_42019_9317.N1	14-MAR-2010 14:19:09	Dark	46.000	155	41Pi Sgr	2.9000	6600.0	92	42019	No
144	GOM_NL__2PRFIN20100314_142110_000000492087_00382_42019_9318.N1	14-MAR-2010 14:21:10	Dark	48.500	57	34Sig Sgr	2.0660	26000.	97	42019	No
145	GOM_NL__2PRFIN20100314_142435_000000482087_00382_42019_9319.N1	14-MAR-2010 14:24:35	Dark	47.500	38	20Eps Sgr	1.8360	11000.	95	42019	No
146	GOM_NL__2PRFIN20100314_143116_000000392087_00383_42020_9306.N1	14-MAR-2010 14:31:16	Dark	39.000	75	26Eps Sco	2.2910	4250.0	78	42020	No
147	GOM_NL__2PRFIN20100314_143711_000000572087_00383_42020_9307.N1	14-MAR-2010 14:37:11	Dark	57.000	4	Alp1Cen	-0.010000	5800.0	114	42020	No
148	GOM_NL__2PRFIN20100314_143826_000000522087_00383_42020_9308.N1	14-MAR-2010 14:38:26	Dark	52.000	10	Bet Cen	0.61000	28000.	104	42020	No
149	GOM_NL__2PRFIN20100314_144029_000000412087_00383_42020_9309.N1	14-MAR-2010 14:40:29	Dark	40.500	77	Eps Cen	2.3030	28000.	81	42020	No
150	GOM_NL__2PRFIN20100314_144336_000000522087_00383_42020_9310.N1	14-MAR-2010 14:43:36	Straylight	52.000	54	5The Cen	2.0550	4500.0	104	42020	No
151	GOM_NL__2PRFIN20100314_144531_000000492087_00383_42020_9311.N1	14-MAR-2010 14:45:31	Straylight	49.000	123	lot Cen	2.7500	10200.	98	42020	No
152	GOM_NL__2PRFIN20100314_145128_000000562087_00383_42020_9312.N1	14-MAR-2010 14:51:28	Straylight	55.500	106	9Bet Crv	2.6480	5600.0	111	42020	No
153	GOM_NL__2PRFIN20100314_145351_000000532087_00383_42020_9313.N1	14-MAR-2010 14:53:51	Straylight	52.500	100	4Gam Crv	2.5800	13100.	105	42020	No
154	GOM_NL__2PRFIN20100314_150534_000000402087_00383_42020_9314.N1	14-MAR-2010 15:05:34	Bright	40.000	51	41Gam1Leo	2.0100	4500.0	80	42020	No
155	GOM_NL__2PRFIN20100314_151327_000000402087_00383_42020_9315.N1	14-MAR-2010 15:13:27	Bright	39.500	174	52Psi UMa	3.0040	4400.0	79	42020	No
156	GOM_NL__2PRFIN20100314_151636_000000392087_00383_42020_9316.N1	14-MAR-2010 15:16:36	Bright	38.500	82	48Bet UMa	2.3650	10600.	77	42020	No
157	GOM_NL__2PRFIN20100314_151804_000000402087_00383_42020_9317.N1	14-MAR-2010 15:18:04	Bright	39.500	36	50Alp UMa	1.8000	6300.0	79	42020	No
158	GOM_NL__2PRFIN20100314_151951_000000482087_00383_42020_9318.N1	14-MAR-2010 15:19:51	Bright	47.500	32	77Eps UMa	1.7630	11000.	95	42020	No
159	GOM_NL__2PRFIN20100314_152512_000000412087_00383_42020_9319.N1	14-MAR-2010 15:25:12	Bright	41.000	60	7Bet UMi	2.0810	3950.0	82	42020	No
160	GOM_NL__2PRFIN20100314_152922_000000522087_00383_42020_9320.N1	14-MAR-2010 15:29:22	Bright	51.500	119	14Eta Dra	2.7270	4700.0	103	42020	No

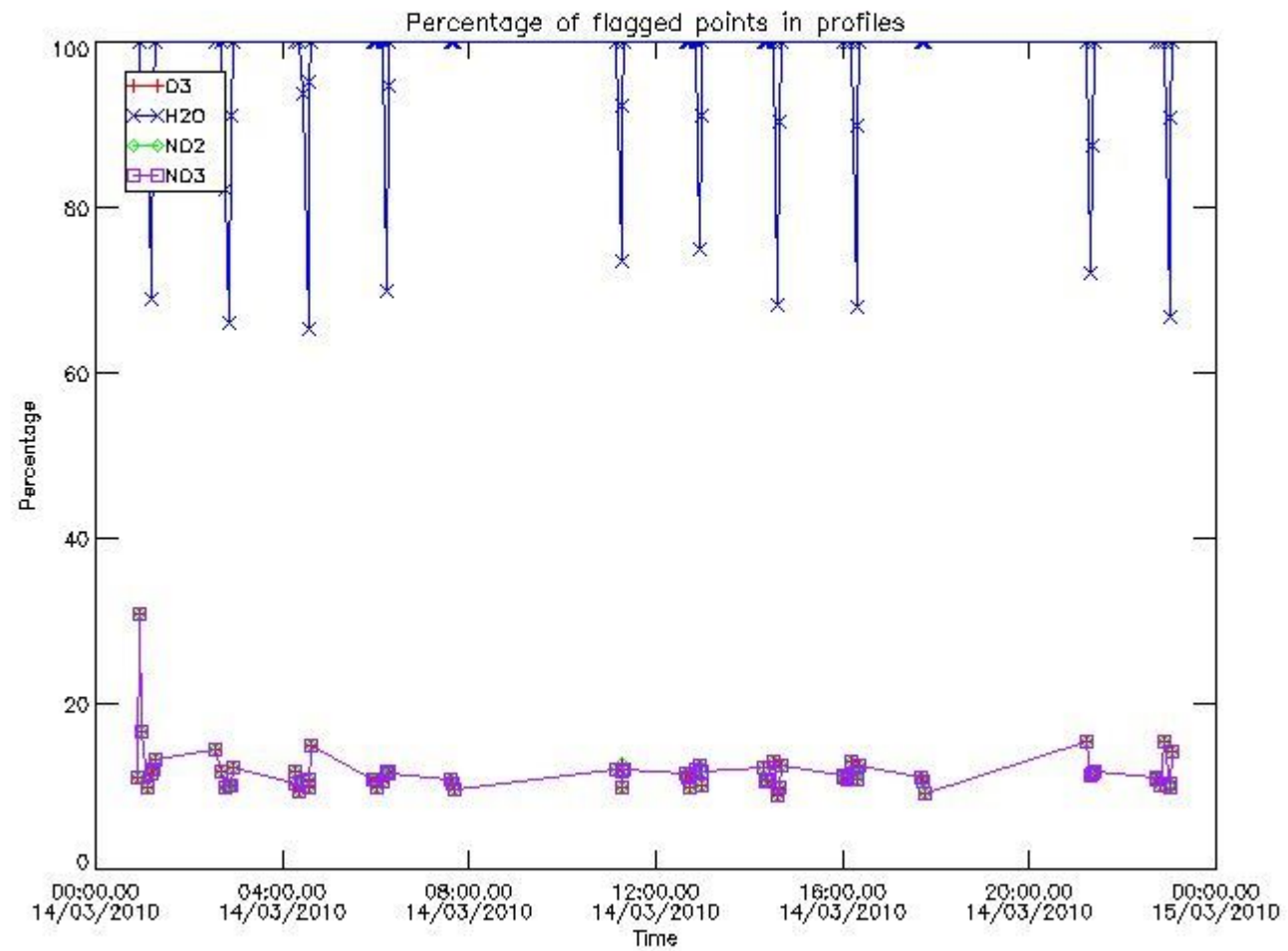
161	GOM_NL__2PRFIN20100314_153512_000000532087_00383_42020_9321.N1	14-MAR-2010 15:35:12	Bright	52.500	69	33Gam Dra	2.2310	3800.0	105	42020	No
162	GOM_NL__2PRFIN20100314_153815_000000352087_00383_42020_9322.N1	14-MAR-2010 15:38:15	Bright	34.500	19	50Alp Cyg	1.2460	10500.	69	42020	No
163	GOM_NL__2PRFIN20100314_153949_000000392087_00383_42020_9323.N1	14-MAR-2010 15:39:49	Bright	38.500	66	37Gam Cyg	2.2080	5900.0	77	42020	No
164	GOM_NL__2PRFIN20100314_154944_000000522087_00383_42020_9324.N1	14-MAR-2010 15:49:44	Tw_i_and_stray	52.000	11	53Alp Aql	0.76500	8000.0	104	42020	No
165	GOM_NL__2PRFIN20100314_155946_000000452087_00383_42020_9325.N1	14-MAR-2010 15:59:46	Dark	45.000	155	41Pi Sgr	2.9000	6600.0	90	42020	No
166	GOM_NL__2PRFIN20100314_160147_000000462087_00383_42020_9326.N1	14-MAR-2010 16:01:47	Dark	45.500	57	34Sig Sgr	2.0660	26000.	91	42020	No
167	GOM_NL__2PRFIN20100314_160513_000000472087_00383_42020_9327.N1	14-MAR-2010 16:05:13	Dark	46.500	38	20Eps Sgr	1.8360	11000.	93	42020	No
168	GOM_NL__2PRFIN20100314_161154_000000392087_00384_42021_9314.N1	14-MAR-2010 16:11:54	Dark	39.000	75	26Eps Sco	2.2910	4250.0	78	42021	No
169	GOM_NL__2PRFIN20100314_161748_000000522087_00384_42021_9315.N1	14-MAR-2010 16:17:48	Dark	52.000	4	Alp1Cen	-0.010000	5800.0	104	42021	No
170	GOM_NL__2PRFIN20100314_161902_000000452087_00384_42021_9316.N1	14-MAR-2010 16:19:02	Dark	44.500	10	Bet Cen	0.61000	28000.	89	42021	No
171	GOM_NL__2PRFIN20100314_162105_000000452087_00384_42021_9317.N1	14-MAR-2010 16:21:05	Dark	44.500	77	Eps Cen	2.3030	28000.	89	42021	No
172	GOM_NL__2PRFIN20100314_162412_000000522087_00384_42021_9318.N1	14-MAR-2010 16:24:12	Straylight	52.000	54	5The Cen	2.0550	4500.0	104	42021	No
173	GOM_NL__2PRFIN20100314_162608_000000522087_00384_42021_9319.N1	14-MAR-2010 16:26:08	Straylight	51.500	123	lot Cen	2.7500	10200.	103	42021	No
174	GOM_NL__2PRFIN20100314_163204_000000572087_00384_42021_9320.N1	14-MAR-2010 16:32:04	Straylight	56.500	106	9Bet Crv	2.6480	5600.0	113	42021	No
175	GOM_NL__2PRFIN20100314_163427_000000532087_00384_42021_9321.N1	14-MAR-2010 16:34:27	Straylight	53.000	100	4Gam Crv	2.5800	13100.	106	42021	No
176	GOM_NL__2PRFIN20100314_164609_000000382087_00384_42021_9322.N1	14-MAR-2010 16:46:09	Bright	38.000	51	41Gam1Leo	2.0100	4500.0	76	42021	No
177	GOM_NL__2PRFIN20100314_165403_000000402087_00384_42021_9323.N1	14-MAR-2010 16:54:03	Bright	40.000	174	52Psi UMa	3.0040	4400.0	80	42021	No
178	GOM_NL__2PRFIN20100314_165711_000000392087_00384_42021_9324.N1	14-MAR-2010 16:57:11	Bright	39.000	82	48Bet UMa	2.3650	10600.	78	42021	No
179	GOM_NL__2PRFIN20100314_165840_000000382087_00384_42021_9325.N1	14-MAR-2010 16:58:40	Bright	38.000	36	50Alp UMa	1.8000	6300.0	76	42021	No
180	GOM_NL__2PRFIN20100314_170026_000000462087_00384_42021_9326.N1	14-MAR-2010 17:00:26	Bright	45.500	32	77Eps UMa	1.7630	11000.	91	42021	No
181	GOM_NL__2PRFIN20100314_170547_000000432087_00384_42021_9327.N1	14-MAR-2010 17:05:47	Bright	43.000	60	7Bet UMi	2.0810	3950.0	86	42021	No
182	GOM_NL__2PRFIN20100314_170957_000000502087_00384_42021_9328.N1	14-MAR-2010 17:09:57	Bright	49.500	119	14Eta Dra	2.7270	4700.0	99	42021	No
183	GOM_NL__2PRFIN20100314_171548_000000482087_00384_42021_9329.N1	14-MAR-2010 17:15:48	Bright	48.000	69	33Gam Dra	2.2310	3800.0	96	42021	No
184	GOM_NL__2PRFIN20100314_171851_000000352087_00384_42021_9330.N1	14-MAR-2010 17:18:51	Bright	34.500	19	50Alp Cyg	1.2460	10500.	69	42021	No
185	GOM_NL__2PRFIN20100314_172025_000000372087_00384_42021_9331.N1	14-MAR-2010 17:20:25	Bright	37.000	66	37Gam Cyg	2.2080	5900.0	74	42021	No
186	GOM_NL__2PRFIN20100314_173021_000000502087_00384_42021_9332.N1	14-MAR-2010 17:30:21	Tw_i_and_stray	49.500	11	53Alp Aql	0.76500	8000.0	99	42021	No
187	GOM_NL__2PRFIN20100314_174023_000000462087_00384_42021_9333.N1	14-MAR-2010 17:40:23	Dark	45.500	155	41Pi Sgr	2.9000	6600.0	91	42021	No
188	GOM_NL__2PRFIN20100314_174224_000000492087_00384_42021_9334.N1	14-MAR-2010 17:42:24	Dark	48.500	57	34Sig Sgr	2.0660	26000.	97	42021	No
189	GOM_NL__2PRFIN20100314_174550_000000562087_00384_42021_9335.N1	14-MAR-2010 17:45:50	Dark	55.500	38	20Eps Sgr	1.8360	11000.	111	42021	No
190	GOM_NL__2PRFIN20100314_211346_000000332087_00387_42024_9340.N1	14-MAR-2010 21:13:46	Dark	33.000	75	26Eps Sco	2.2910	4250.0	66	42024	No
191	GOM_NL__2PRFIN20100314_211937_000000452087_00387_42024_9341.N1	14-MAR-2010 21:19:37	Dark	45.000	4	Alp1Cen	-0.010000	5800.0	90	42024	No
192	GOM_NL__2PRFIN20100314_212051_000000452087_00387_42024_9342.N1	14-MAR-2010 21:20:51	Dark	44.500	10	Bet Cen	0.61000	28000.	89	42024	No
193	GOM_NL__2PRFIN20100314_212254_000000432087_00387_42024_9343.N1	14-MAR-2010 21:22:54	Dark	43.000	77	Eps Cen	2.3030	28000.	86	42024	No
194	GOM_NL__2PRFIN20100314_212603_000000572087_00387_42024_9344.N1	14-MAR-2010 21:26:03	Straylight	57.000	54	5The Cen	2.0550	4500.0	114	42024	No
195	GOM_NL__2PRFIN20100314_212758_000000532087_00387_42024_9345.N1	14-MAR-2010 21:27:58	Straylight	53.000	123	lot Cen	2.7500	10200.	106	42024	No
196	GOM_NL__2PRFIN20100314_213353_000000562087_00387_42024_9346.N1	14-MAR-2010 21:33:53	Straylight	55.500	106	9Bet Crv	2.6480	5600.0	111	42024	No
197	GOM_NL__2PRFIN20100314_213615_000000522087_00387_42024_9347.N1	14-MAR-2010 21:36:15	Straylight	51.500	100	4Gam Crv	2.5800	13100.	103	42024	No
198	GOM_NL__2PRFIN20100314_214757_000000392087_00387_42024_9348.N1	14-MAR-2010 21:47:57	Bright	39.000	51	41Gam1Leo	2.0100	4500.0	78	42024	No
199	GOM_NL__2PRFIN20100314_215549_000000582087_00387_42024_9349.N1	14-MAR-2010 21:55:49	Bright	58.000	174	52Psi UMa	3.0040	4400.0	116	42024	No
200	GOM_NL__2PRFIN20100314_215858_000000402087_00387_42024_9350.N1	14-MAR-2010 21:58:58	Bright	39.500	82	48Bet UMa	2.3650	10600.	79	42024	No
201	GOM_NL__2PRFIN20100314_220027_000000392087_00387_42024_9351.N1	14-MAR-2010 22:00:27	Bright	38.500	36	50Alp UMa	1.8000	6300.0	77	42024	No
202	GOM_NL__2PRFIN20100314_220212_000000472087_00387_42024_9352.N1	14-MAR-2010 22:02:12	Bright	47.000	32	77Eps UMa	1.7630	11000.	94	42024	No
203	GOM_NL__2PRFIN20100314_220734_000000422087_00387_42024_9353.N1	14-MAR-2010 22:07:34	Bright	41.500	60	7Bet UMi	2.0810	3950.0	83	42024	No
204	GOM_NL__2PRFIN20100314_221143_000000472087_00387_42024_9354.N1	14-MAR-2010 22:11:43	Bright	46.500	119	14Eta Dra	2.7270	4700.0	93	42024	No
205	GOM_NL__2PRFIN20100314_221734_000000532087_00387_42024_9355.N1	14-MAR-2010 22:17:34	Bright	52.500	69	33Gam Dra	2.2310	3800.0	105	42024	No
206	GOM_NL__2PRFIN20100314_222039_000000402087_00387_42024_9356.N1	14-MAR-2010 22:20:39	Bright	39.500	19	50Alp Cyg	1.2460	10500.	79	42024	No
207	GOM_NL__2PRFIN20100314_222213_000000372087_00387_42024_9357.N1	14-MAR-2010 22:22:13	Bright	36.500	66	37Gam Cyg	2.2080	5900.0	73	42024	No
208	GOM_NL__2PRFIN20100314_223209_000000532087_00387_42024_9358.N1	14-MAR-2010 22:32:09	Tw_i_and_stray	52.500	11	53Alp Aql	0.76500	8000.0	105	42024	No
209	GOM_NL__2PRFIN20100314_224213_000000462087_00387_42024_9359.N1	14-MAR-2010 22:42:13	Dark	46.000	155	41Pi Sgr	2.9000	6600.0	92	42024	No
210	GOM_NL__2PRFIN20100314_224414_000000472087_00387_42024_9360.N1	14-MAR-2010 22:44:14	Dark	47.000	57	34Sig Sgr	2.0660	26000.	94	42024	No
211	GOM_NL__2PRFIN20100314_224740_000000552087_00387_42024_9361.N1	14-MAR-2010 22:47:40	Dark	55.000	38	20Eps Sgr	1.8360	11000.	110	42024	No
212	GOM_NL__2PRFIN20100314_225423_000000332087_00388_42025_9348.N1	14-MAR-2010 22:54:23	Dark	33.000	75	26Eps Sco	2.2910	4250.0	66	42025	No
213	GOM_NL__2PRFIN20100314_230014_000000522087_00388_42025_9349.N1	14-MAR-2010 23:00:14	Dark	51.500	4	Alp1Cen	-0.010000	5800.0	103	42025	No
214	GOM_NL__2PRFIN20100314_230128_000000502087_00388_42025_9350.N1	14-MAR-2010 23:01:28	Dark	49.500	10	Bet Cen	0.61000	28000.	99	42025	No
215	GOM_NL__2PRFIN20100314_230331_000000432087_00388_42025_9351.N1	14-MAR-2010 23:03:31	Dark	43.000	77	Eps Cen	2.3030	28000.	86	42025	No
216	GOM_NL__2PRFIN20100314_230639_000000572087_00388_42025_9352.N1	14-MAR-2010 23:06:39	Straylight	57.000	54	5The Cen	2.0550	4500.0	114	42025	No
217	GOM_NL__2PRFIN20100314_230835_000000482087_00388_42025_9353.N1	14-MAR-2010 23:08:35	Straylight	48.000	123	lot Cen	2.7500	10200.	96	42025	No
218	GOM_NL__2PRFIN20100314_231429_000000582087_00388_42025_9354.N1	14-MAR-2010 23:14:29	Straylight	57.500	106	9Bet Crv	2.6480	5600.0	115	42025	No
219	GOM_NL__2PRFIN20100314_231651_000000542087_00388_42025_9355.N1	14-MAR-2010 23:16:51	Straylight	53.500	100	4Gam Crv	2.5800	13100.	107	42025	No

220	GOM_NL__2PRFIN20100314_232833_000000402087_00388_42025_9356.N1	14-MAR-2010 23:28:33	Bright	39.500	51	41Gam1Leo	2.0100	4500.0	79	42025	No
221	GOM_NL__2PRFIN20100314_233624_000000412087_00388_42025_9357.N1	14-MAR-2010 23:36:24	Bright	41.000	174	52Psi UMa	3.0040	4400.0	82	42025	No
222	GOM_NL__2PRFIN20100314_233934_000000392087_00388_42025_9358.N1	14-MAR-2010 23:39:34	Bright	38.500	82	48Bet UMa	2.3650	10600.	77	42025	No
223	GOM_NL__2PRFIN20100314_234103_000000502087_00388_42025_9359.N1	14-MAR-2010 23:41:03	Bright	50.000	36	50Alp UMa	1.8000	6300.0	100	42025	No
224	GOM_NL__2PRFIN20100314_234247_000000462087_00388_42025_9360.N1	14-MAR-2010 23:42:47	Bright	46.000	32	77Eps UMa	1.7630	11000.	92	42025	No
225	GOM_NL__2PRFIN20100314_234809_000000422087_00388_42025_9361.N1	14-MAR-2010 23:48:09	Bright	41.500	60	7Bet UMi	2.0810	3950.0	83	42025	No
226	GOM_NL__2PRFIN20100314_235219_000000482087_00388_42025_9362.N1	14-MAR-2010 23:52:19	Bright	48.000	119	14Eta Dra	2.7270	4700.0	96	42025	No
227	GOM_NL__2PRFIN20100314_235810_000000502087_00388_42025_9363.N1	14-MAR-2010 23:58:10	Bright	50.000	69	33Gam Dra	2.2310	3800.0	100	42025	No

3. Quality information per product

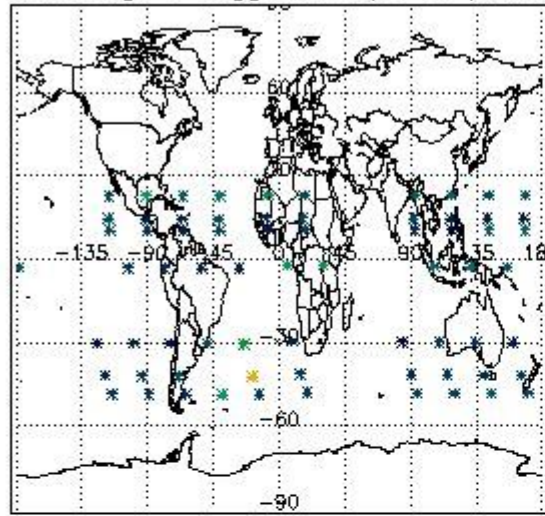
In this section it is plotted some information contained in the Quality Summary data set of the level 2 products. Only products in dark limb conditions and without errors (error flag in the MPH set to "0") are used.

3.1 Plot quality information per product (time dependant)

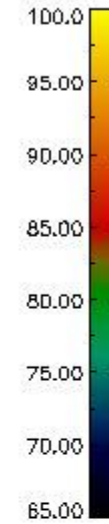
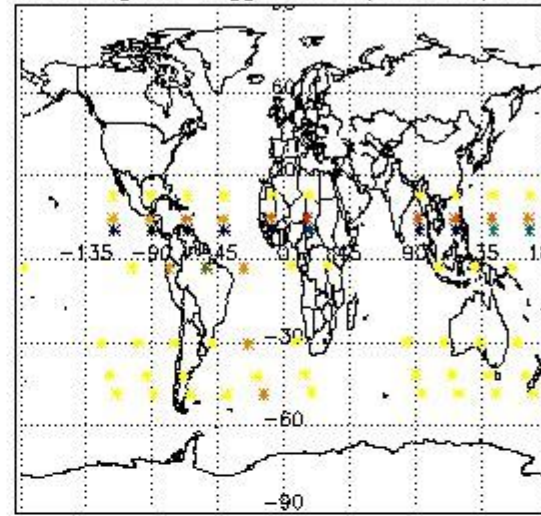


3.2 Plot quality information per product (world map)

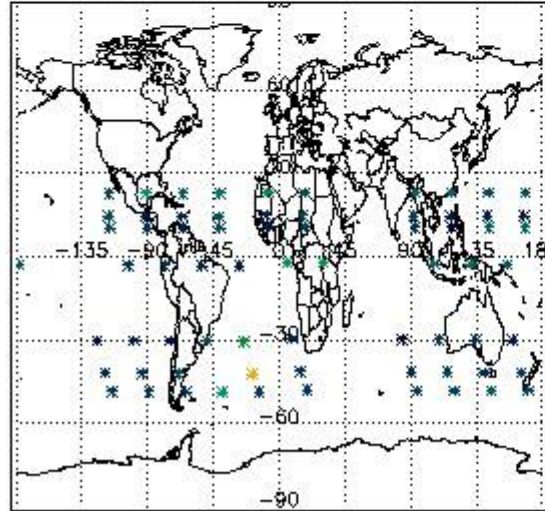
Percentage of flagged data per O3 profile



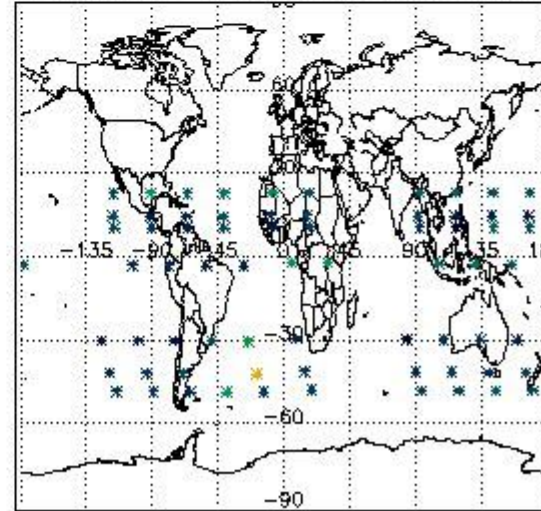
Percentage of flagged data per H2O profile



Percentage of flagged data per NO2 profile



Percentage of flagged data per NO3 profile

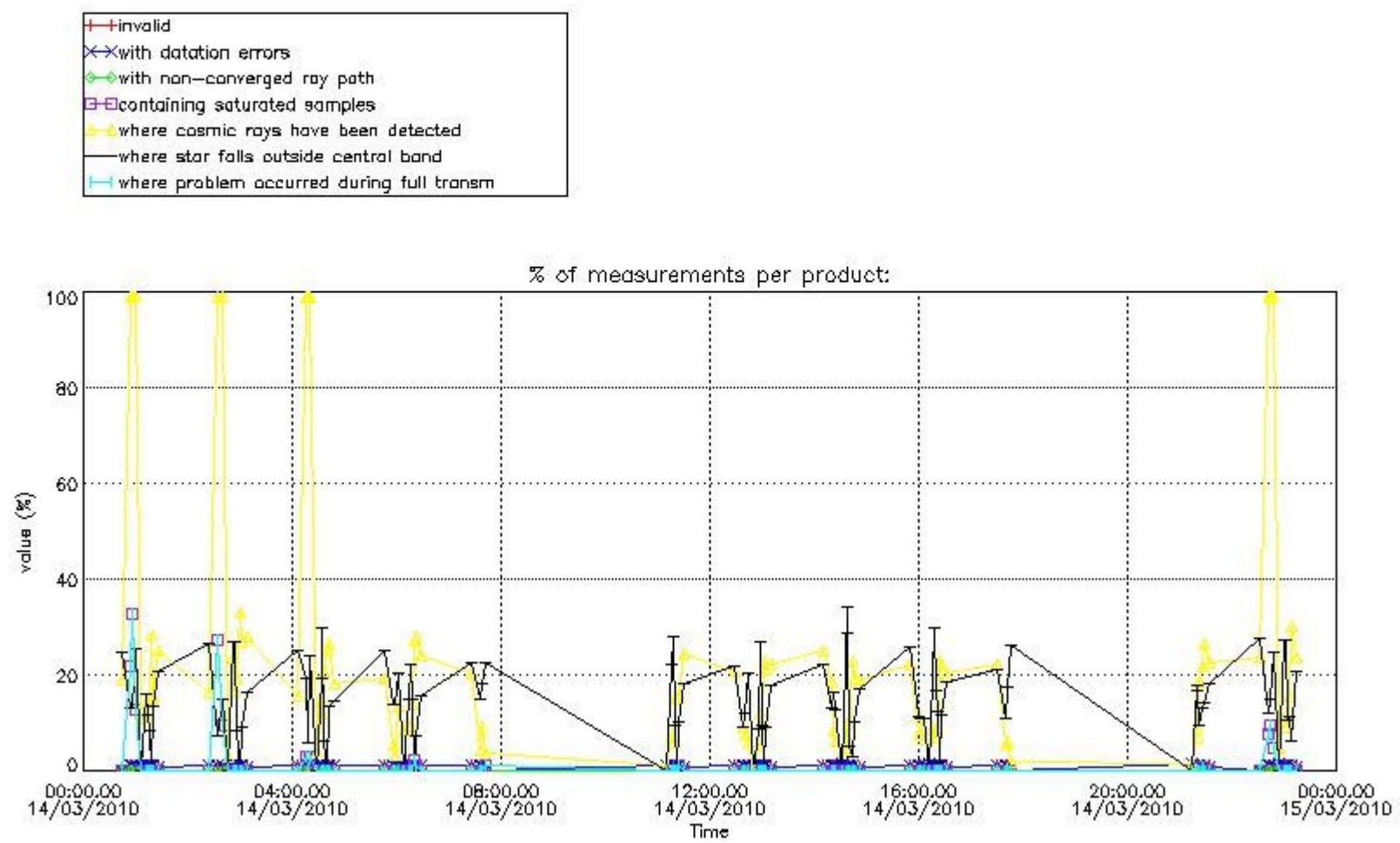


4. Level 1 quality information per product

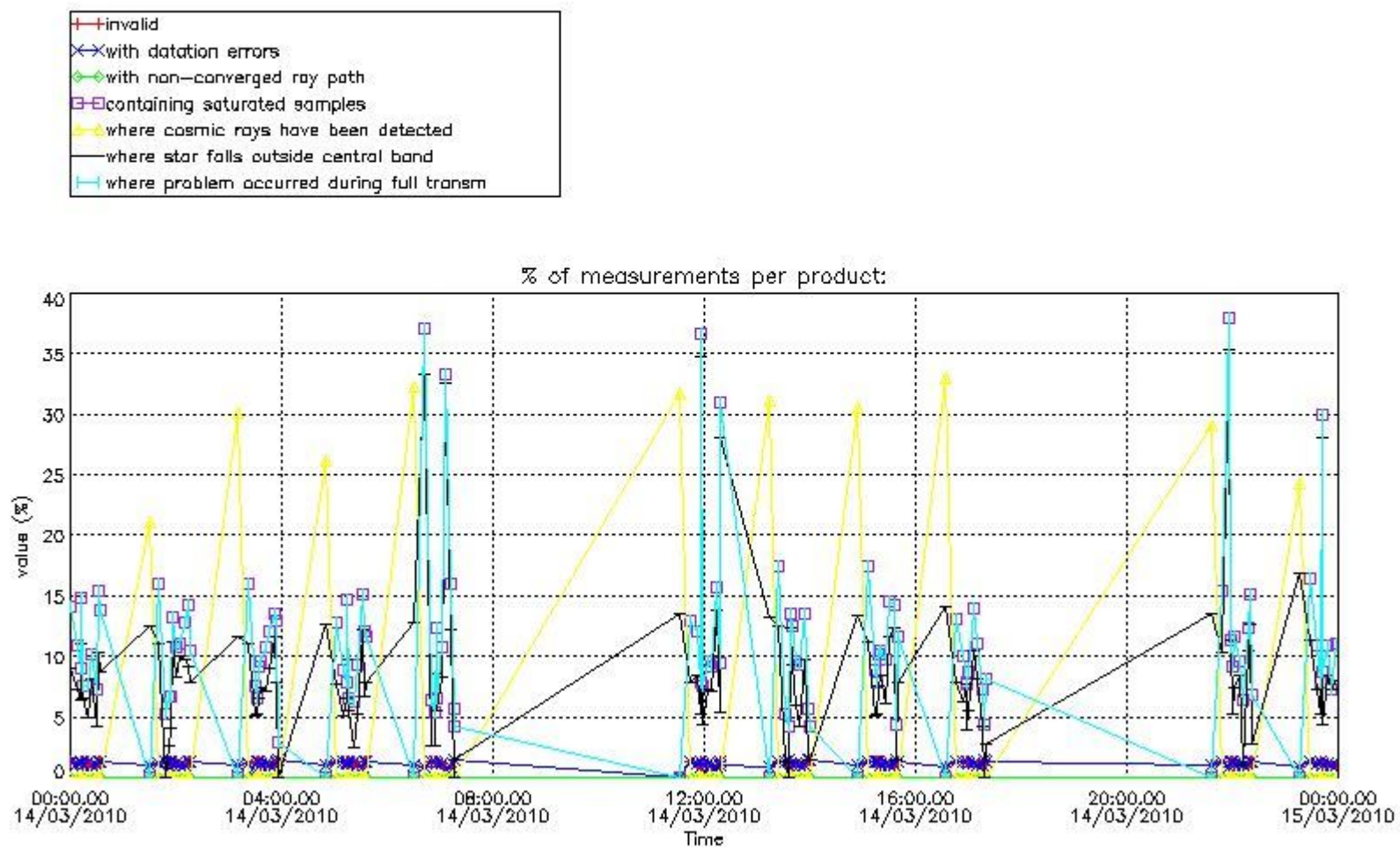
In this section it is plotted some information contained in the Quality Summary data set of the level 2 products that comes from the level 1b processing. Products without errors (error flag in the MPH set to "0") are used.

4.1 Plot quality information per product (time dependant) coming from level 1b processing

4.1.1 Plot level 1 quality information per product (time dependant): ENVISAT ASCENDING passes



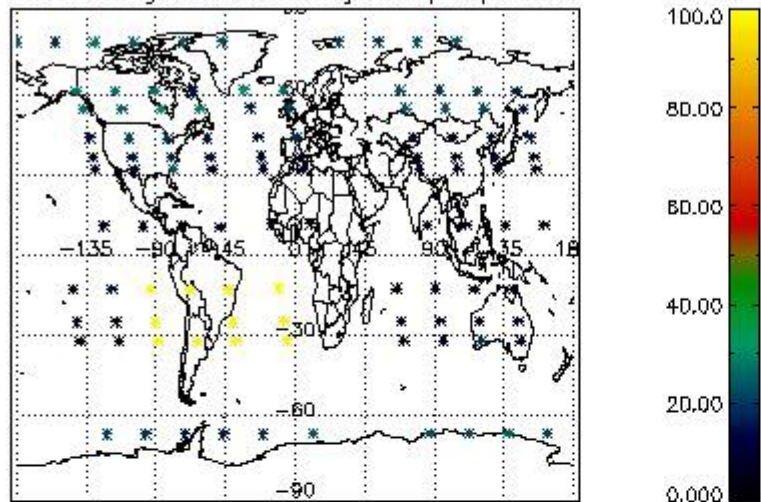
4.1.2 Plot level 1 quality information per product (time dependant): ENVI SAT DESCENDING passes



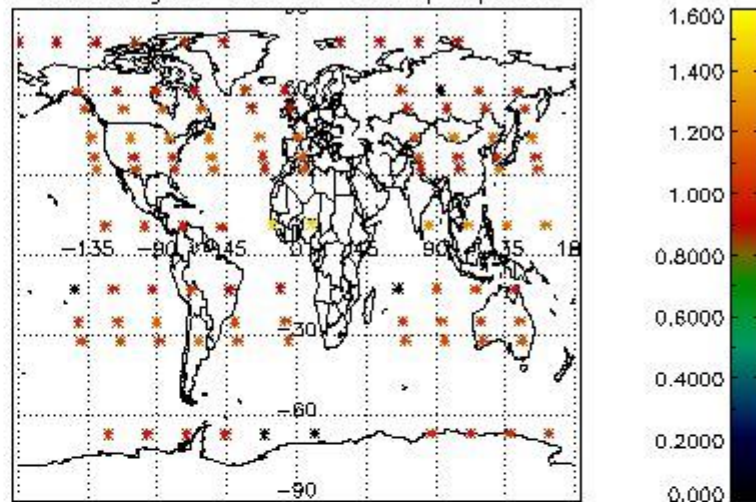
4.2 Plot quality information per product coming from level 1b processing (world map)

4.2.1 Plot level 1 quality information per product (world map): ENVISAT ASCENDING passes

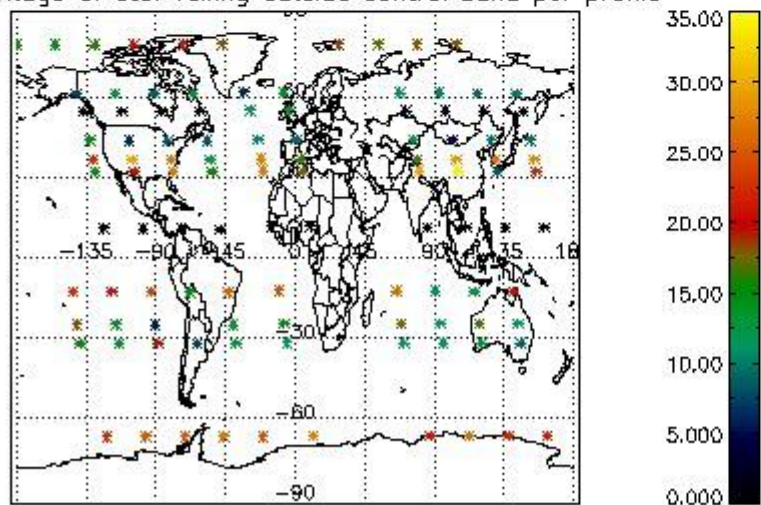
Percentage of cosmic ray hits per profile



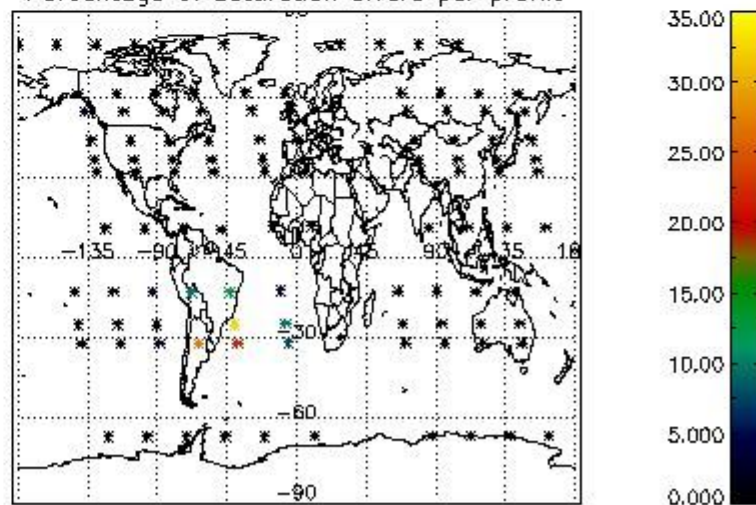
Percentage of datation errors per profile



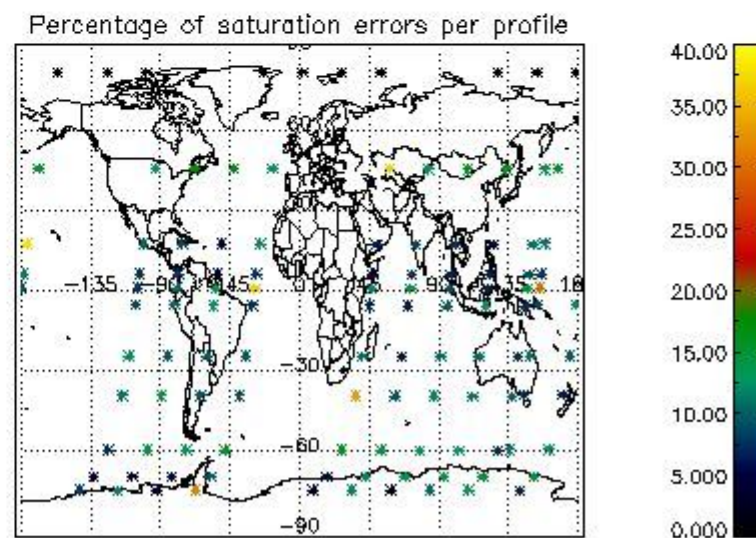
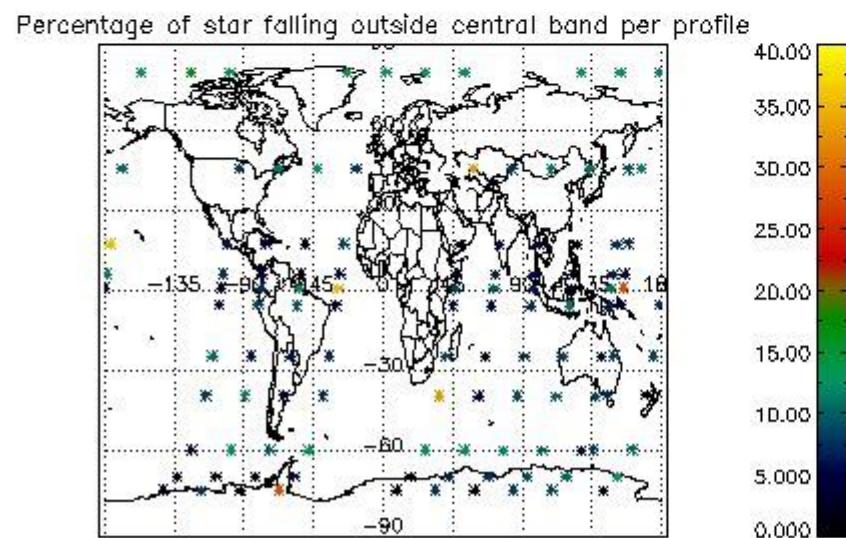
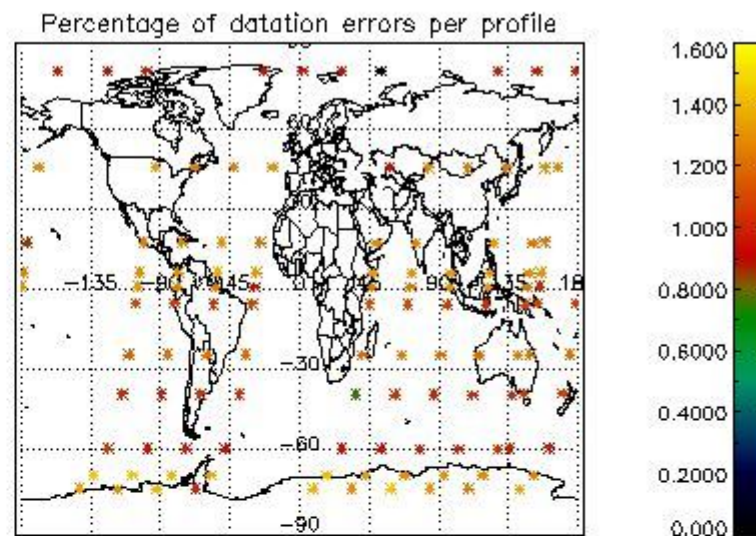
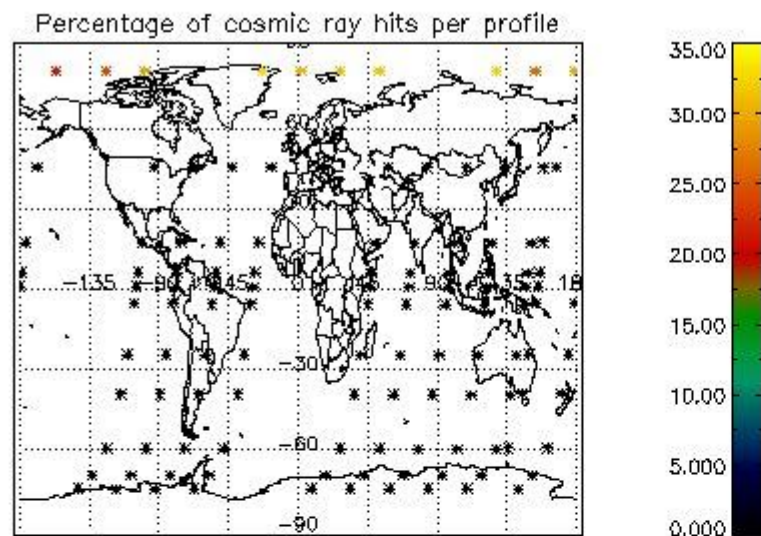
Percentage of star falling outside central band per profile



Percentage of saturation errors per profile



4.2.2 Plot level 1 quality information per product (world map): ENVISAT DESCENDING passes



5. Trace gas profiles

5.1 Ozone statistics based on quality of products

The final quality of the products can be "measured" using the STD (Standard Deviation) attached to every point profile. This information is written to the parameter GOM_NL__2P/NL_LOCAL_SPECIES_DENSITY/o3_std of the level 2 products. The table below shows the statistics for given STD ranges.

The statistics are given with respect to the overall valid production:

- Products without fatal errors: GOM_NL__2P/MPH/PRODUCT_ERR=0
- Valid point profile: GOM_NL__2P/NL_LOCAL_SPECIES_DENSITY/pcd(0)=0

The 'Criteria' is applied to valid points of dark limb products:

- Products in dark limb illumination condition: GOM_NL__2P/NL_SUMMARY_QUALITY/obs_ill_cond=0
- Products without fatal errors: GOM_NL__2P/MPH/PRODUCT_ERR=0
- Valid point profile: GOM_NL__2P/NL_LOCAL_SPECIES_DENSITY/pcd(0)=0

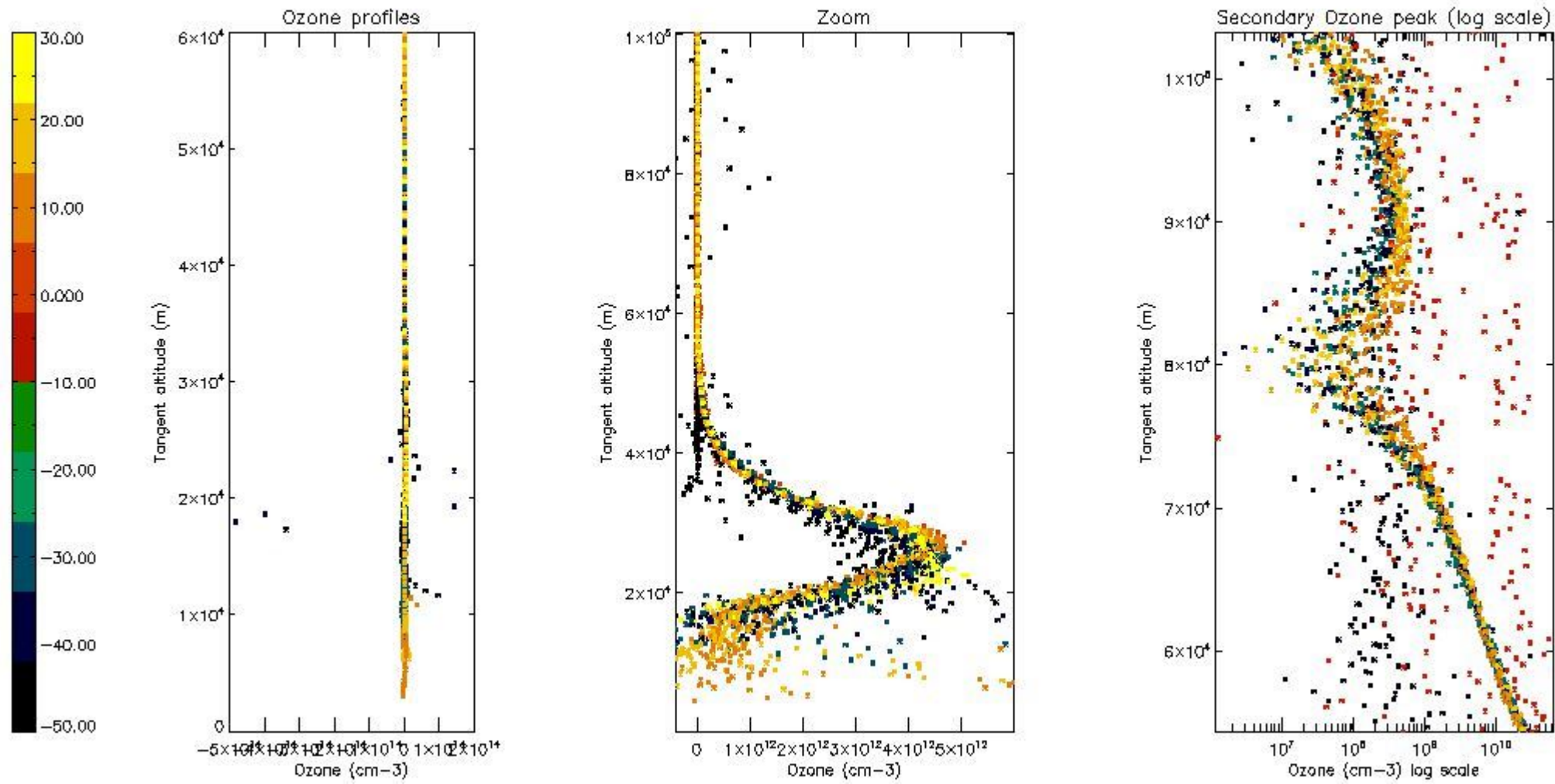
So, the table below shows the percentage of dark limb and valid observations for each criteria with respect to the overall valid daily observations.

Criteria	% of total production
All STD	31
STD < 20	15

STD < 10	12
STD < 5	9

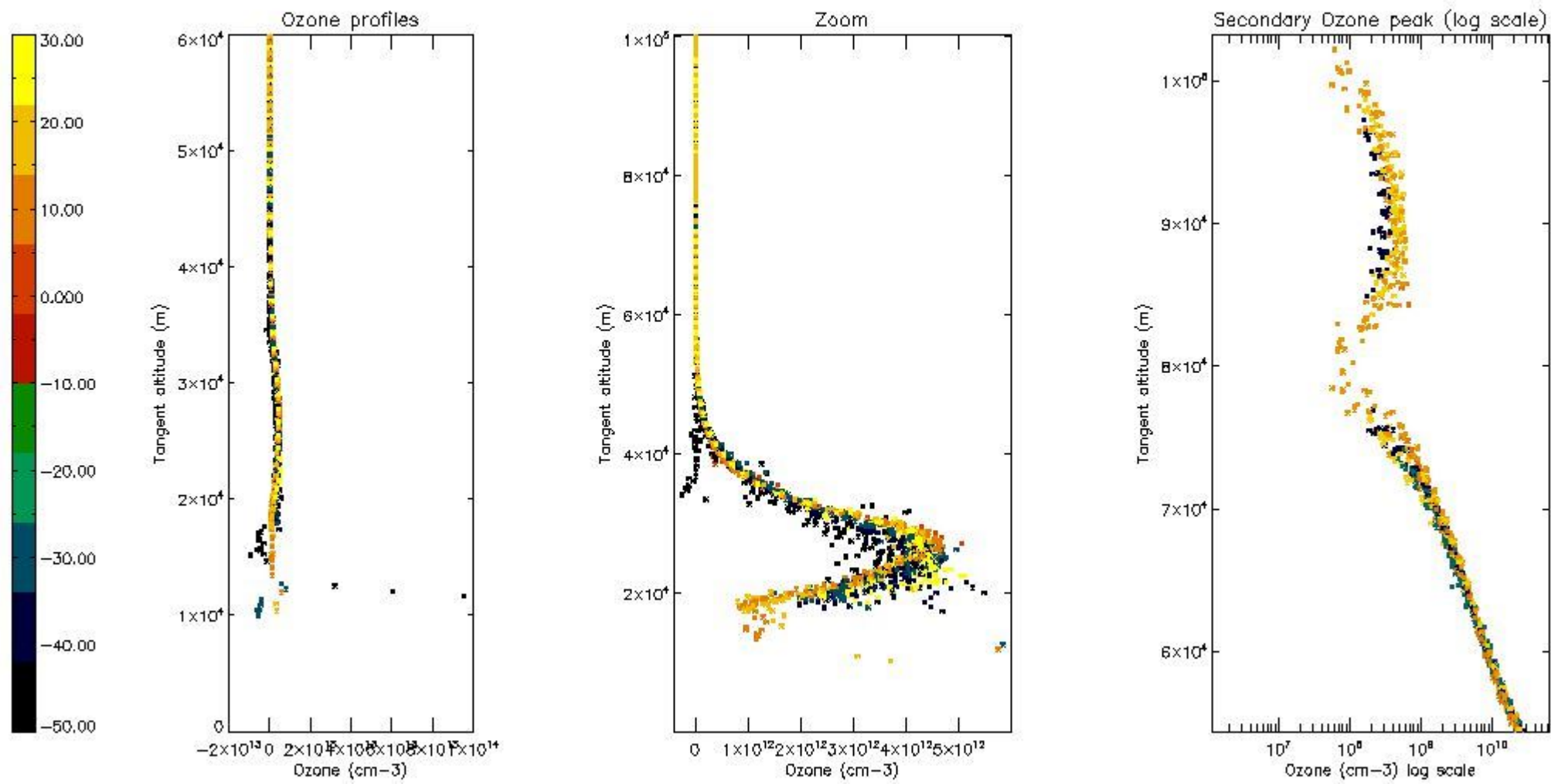
5.2 Plot ozone profiles for all STD (dark without errors)

The colorbar represents the latitude.



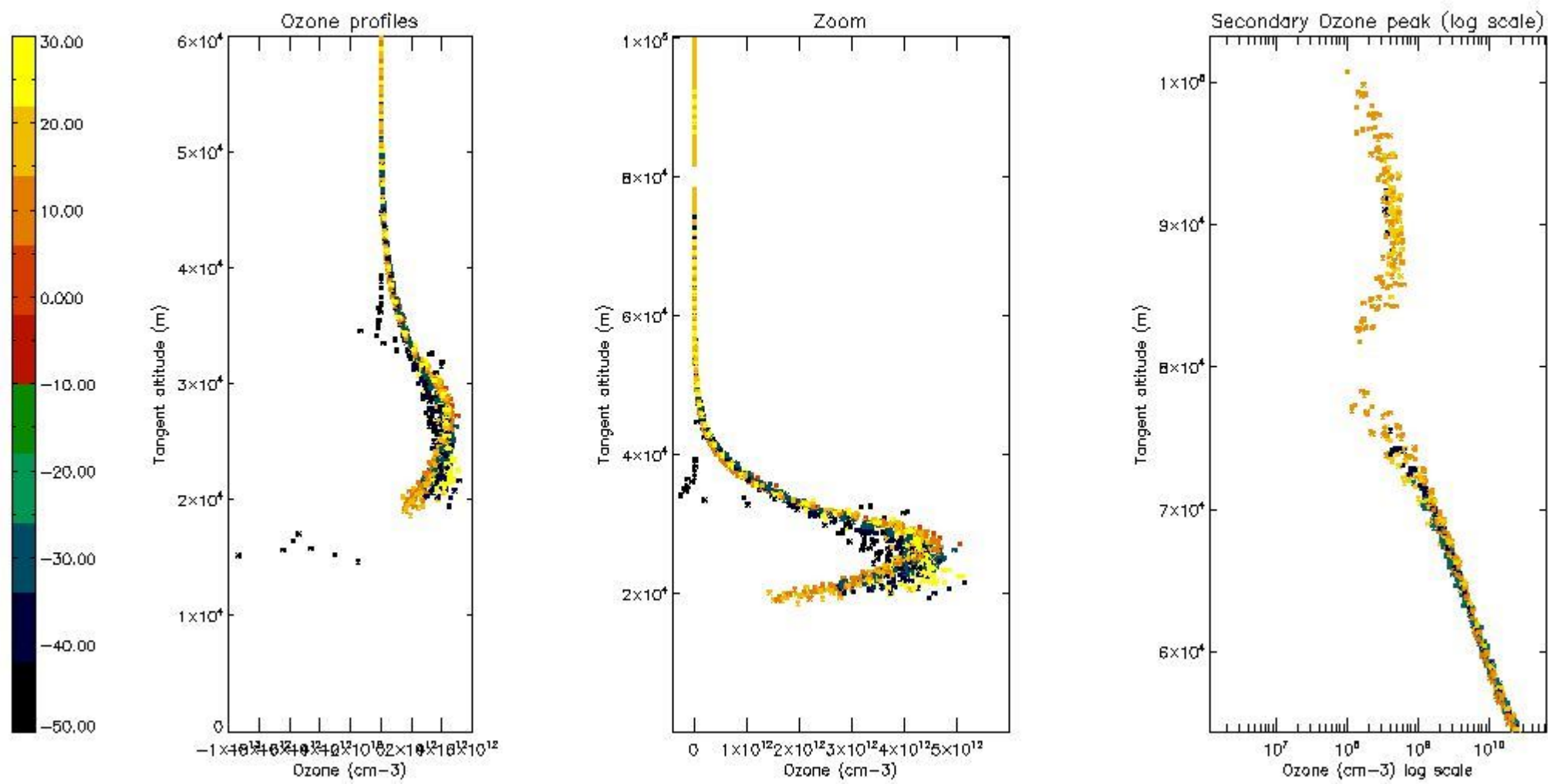
5.3 Plot ozone profiles where STD < 20% (dark without errors)

The colorbar represents the latitude.



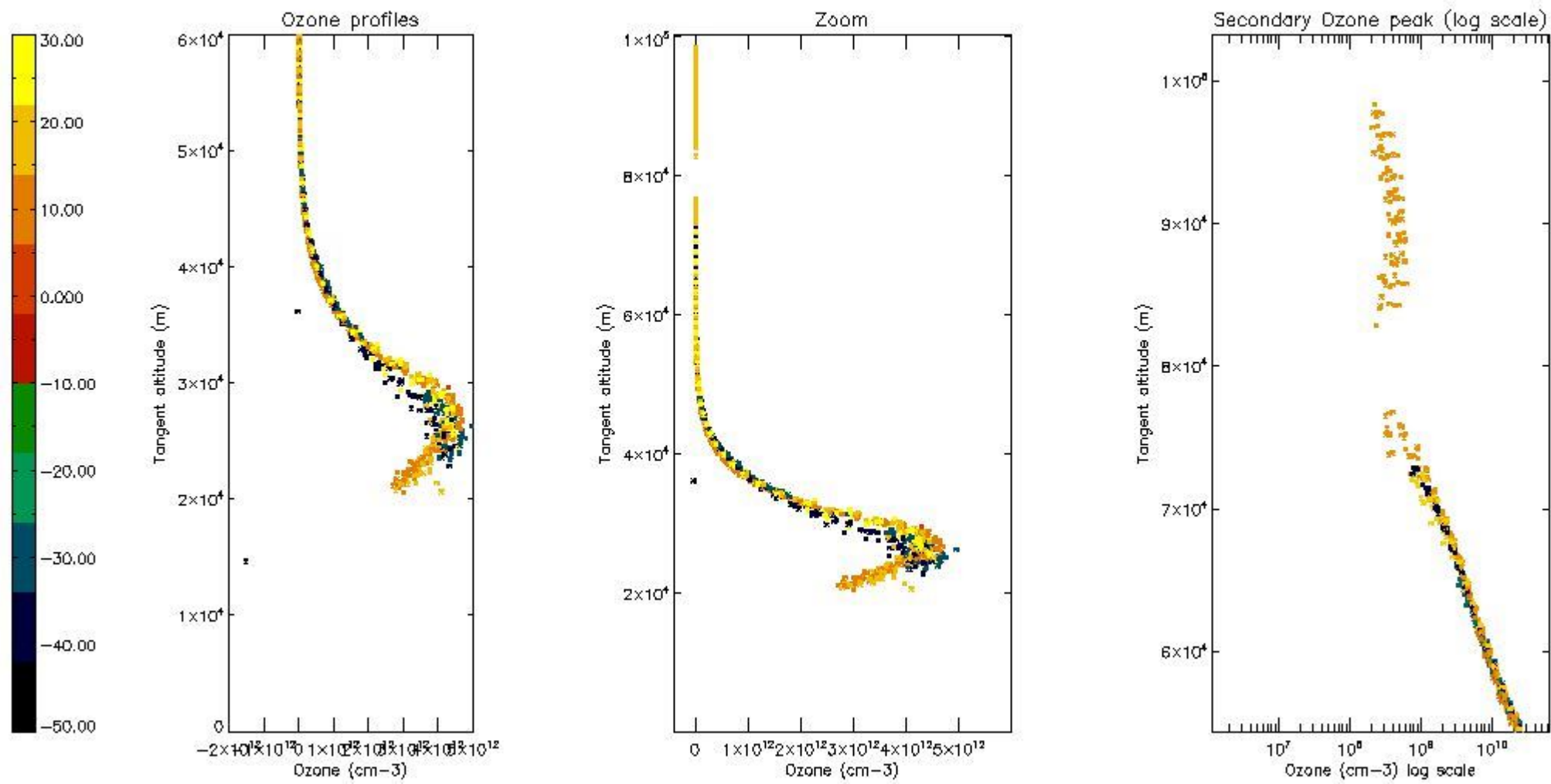
5.4 Plot ozone profiles where STD < 10% (dark without errors)

The colorbar represents the latitude.



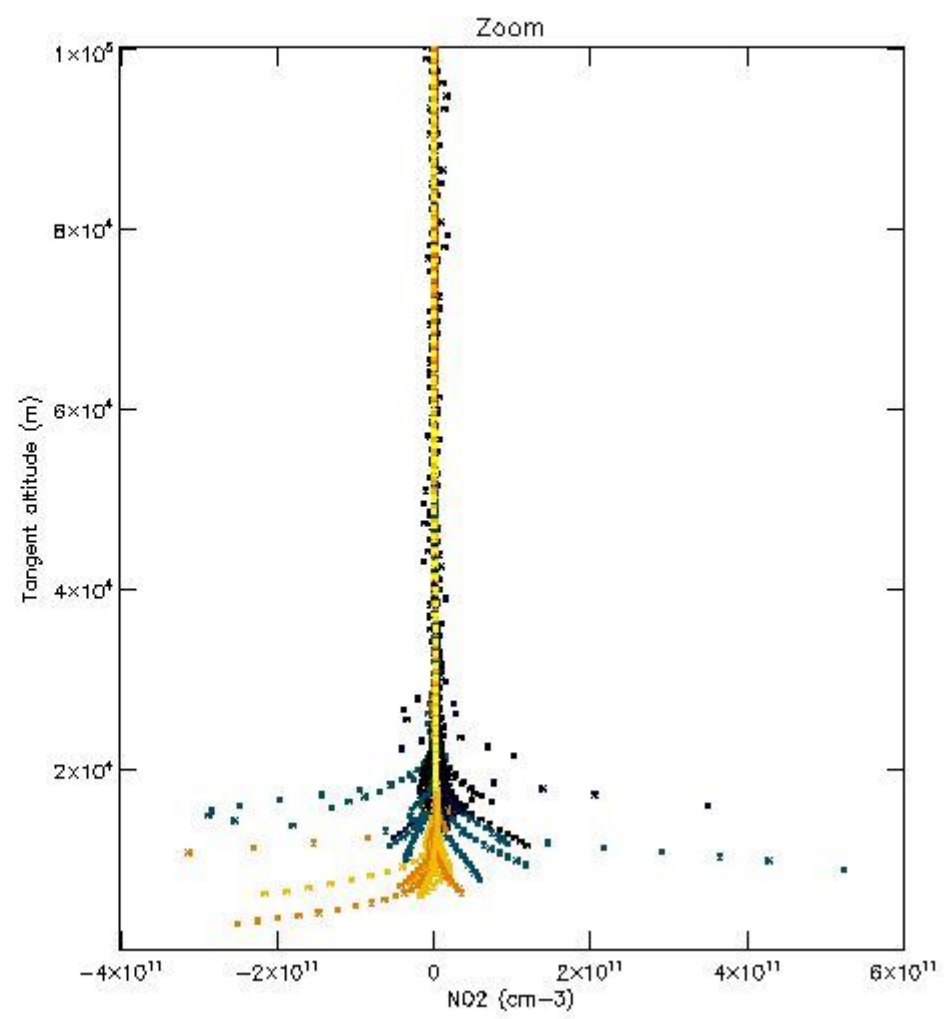
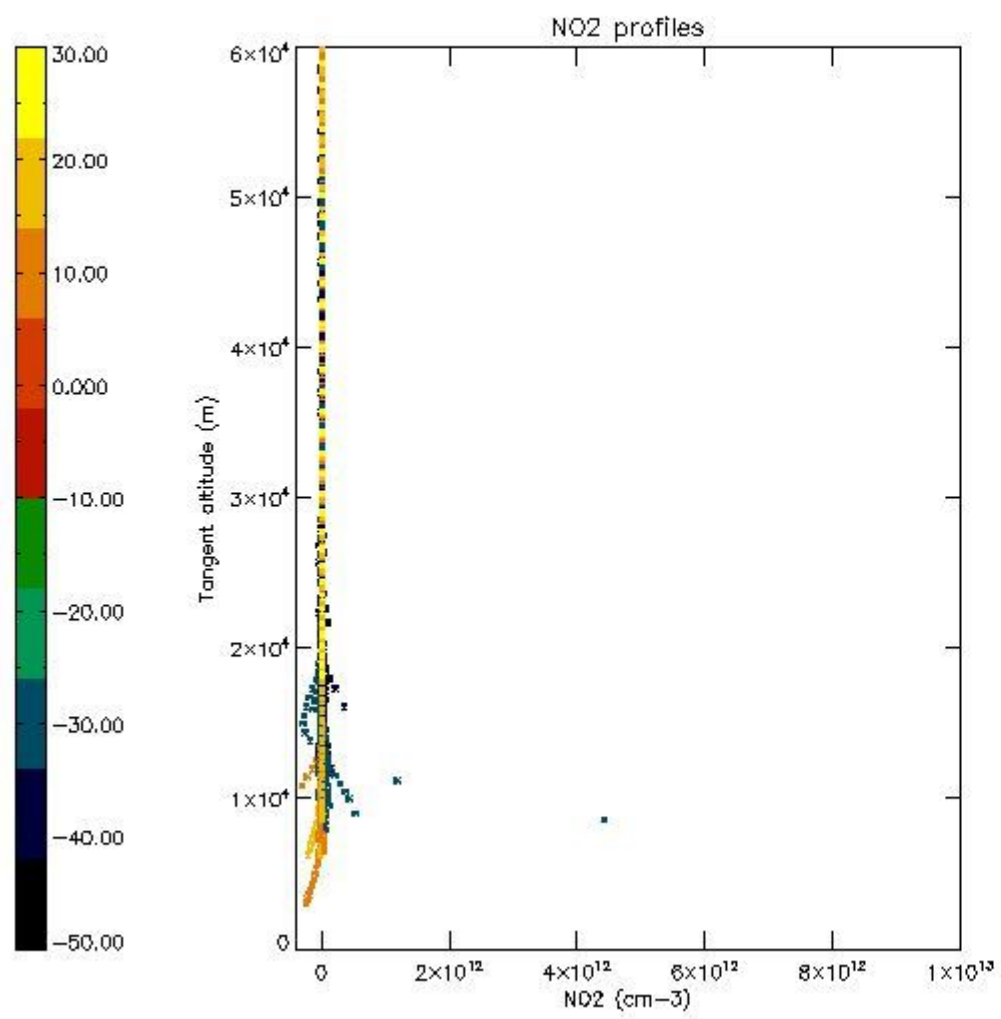
5.5 Plot ozone profiles where STD < 5% (dark without errors)

The colorbar represents the latitude.



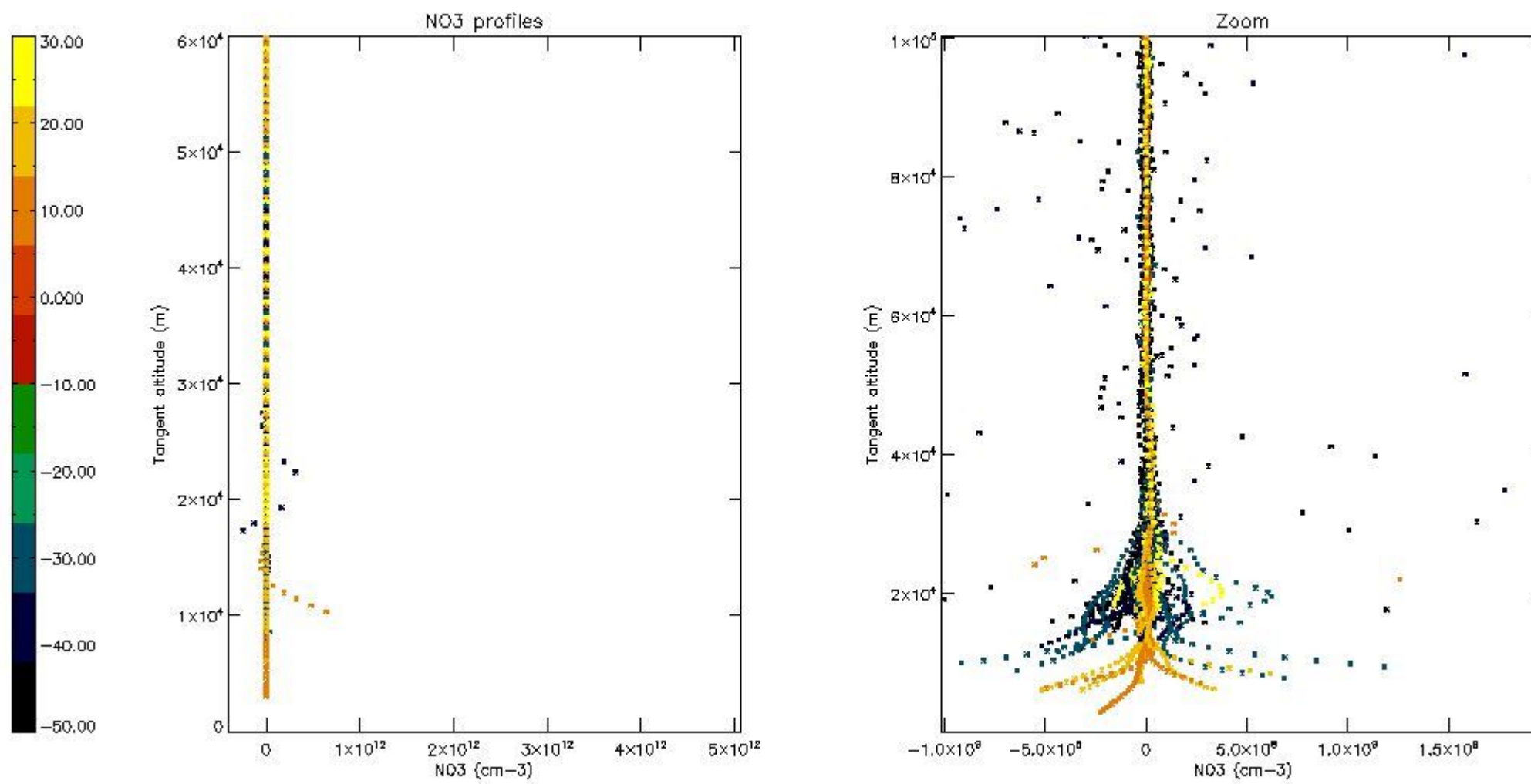
5.6 Plot NO₂ profiles for all STD (dark without errors)

The colorbar represents the latitude.



5.7 Plot NO3 profiles for all STD (dark without errors)

The colorbar represents the latitude.



6. Auxiliary Data Files used for the production reported in section 2

The number reported in the third column indicates since which file (see list in section 2) the corresponding auxiliary file has been used. The fourth column is the date of those product files.

Type	Auxiliary Filename	Used since product	Used since product date
INST_PHYS_CHARACTERISTICS	GOM_INS_AXVIEC20091111_143220_20030716_120000_20500101_000000	1	14-MAR-2010 00:00:11
LEVEL-2_PROC_CONFIG	GOM_PR2_AXVIEC20091111_152718_20020301_000000_20500101_000000	1	14-MAR-2010 00:00:11
CROSS_SECTIONS_FILE	GOM_CRS_AXVIEC20091111_154832_20020301_000000_20500101_000000	1	14-MAR-2010 00:00:11

GOMOS Level 2 Daily Report

SUMMARY

[1. General Info](#)

[2. Summary of processed GOM_NL_2P products](#)

[3. Level 2 Quality information per product](#)

[3.1 Plot of level 2 quality information per product \(time dependant\)](#)

[3.2 Plot of level 2 quality information per product \(world map\)](#)

[4. Level 1 Quality information per product \(stored on level 2 products\)](#)

[4.1 Plot of level 1 quality information per product \(time dependant\)](#)

[4.1.1 Plot of level 1 quality information per product \(time dependant\): ASCENDING](#)

[4.1.2 Plot of level 1 quality information per product \(time dependant\): DESCENDING](#)

[4.2 Plot of level 1 quality information per product \(world map\)](#)

[4.2.1 Plot of level 1 quality information per product \(world map\): ASCENDING](#)

[4.2.2 Plot of level 1 quality information per product \(world map\): DESCENDING](#)

[5. Ozone profiles based on quality statistics and other trace gas profiles](#)

[5.1 Ozone statistics based on quality of products](#)

[5.2 Plot ozone profiles for all STD \(dark without errors\)](#)

[5.3 Plot ozone profiles where STD < 20% \(dark without errors\)](#)

[5.4. Plot ozone profiles where STD < 10% \(dark without errors\)](#)

[5.5. Plot ozone profiles where STD < 5% \(dark without errors\)](#)

[5.6 Plot NO2 profiles for all STD \(dark without errors\)](#)

[5.7 Plot NO3 profiles for all STD \(dark without errors\)](#)

[5.8 Plot H2O profiles \(only for occultations of stars 1,2,3,4,13,14,16,26,63 dark without errors\) for all STD](#)

[6. Auxiliary Data Files used for the production reported in section 2](#)

This report presents the daily analysis on parameters extracted from GOMOS level 2 data (GOM_NL__2P). It is intended to monitor some important parameters that will impact the quality of these products. A list of level 2 products (and content) that have arrived during the reporting day to the PCF is also given.

Item	Value
Time of report generation	26APR2013 18:16:22
Data source version	GOMOS/6.01
Start time of products	14-03-2010 (14MAR2010 00:00:00)
Stop time of products	15-03-2010 (15MAR2010 00:00:00)
Store outputs in DB	Yes
Nb of level 2 prods	227
Nb of prods with errors	0

2. Summary of processed GOM_NL__2P products.

Nr	Filename	UTC Start time	Limb	Duration	Star Id	Star Name	Star Mag	Star Temp	Nb Meas	Orbit	Prod. error
1	GOM_NL__2PRFIN20100314_000011_000000392087_00374_42011_9220.N1	14-MAR-2010 00:00:11	Bright	39.000	51	41Gam1Leo	2.0100	4500.0	78	42011	No
2	GOM_NL__2PRFIN20100314_000807_000000412087_00374_42011_9221.N1	14-MAR-2010 00:08:07	Bright	41.000	174	52Psi UMa	3.0040	4400.0	82	42011	No
3	GOM_NL__2PRFIN20100314_001115_000000392087_00374_42011_9222.N1	14-MAR-2010 00:11:15	Bright	39.000	82	48Bet UMa	2.3650	10600.	78	42011	No
4	GOM_NL__2PRFIN20100314_001244_000000412087_00374_42011_9223.N1	14-MAR-2010 00:12:44	Bright	40.500	36	50Alp UMa	1.8000	6300.0	81	42011	No
5	GOM_NL__2PRFIN20100314_001434_000000462087_00374_42011_9224.N1	14-MAR-2010 00:14:34	Bright	46.000	32	77Eps UMa	1.7630	11000.	92	42011	No
6	GOM_NL__2PRFIN20100314_001952_000000402087_00374_42011_9225.N1	14-MAR-2010 00:19:52	Bright	40.000	60	7Bet UMi	2.0810	3950.0	80	42011	No
7	GOM_NL__2PRFIN20100314_002404_000000492087_00374_42011_9226.N1	14-MAR-2010 00:24:04	Bright	49.000	119	14Eta Dra	2.7270	4700.0	98	42011	No
8	GOM_NL__2PRFIN20100314_002952_000000482087_00374_42011_9227.N1	14-MAR-2010 00:29:52	Bright	48.000	69	33Gam Dra	2.2310	3800.0	96	42011	No
9	GOM_NL__2PRFIN20100314_003251_000000392087_00374_42011_9228.N1	14-MAR-2010 00:32:51	Bright	39.000	19	50Alp Cyg	1.2460	10500.	78	42011	No
10	GOM_NL__2PRFIN20100314_003425_000000402087_00374_42011_9229.N1	14-MAR-2010 00:34:25	Bright	40.000	66	37Gam Cyg	2.2080	5900.0	80	42011	No
11	GOM_NL__2PRFIN20100314_004417_000000512087_00374_42011_9230.N1	14-MAR-2010 00:44:17	Twilight	50.500	11	53Alp Aql	0.76500	8000.0	101	42011	No
12	GOM_NL__2PRFIN20100314_005416_000000462087_00374_42011_9231.N1	14-MAR-2010 00:54:16	Dark	46.000	155	41Pi Sgr	2.9000	6600.0	92	42011	No
13	GOM_NL__2PRFIN20100314_005616_000000462087_00374_42011_9232.N1	14-MAR-2010 00:56:16	Dark	46.000	57	34Sig Sgr	2.0660	26000.	92	42011	No
14	GOM_NL__2PRFIN20100314_005941_000000552087_00374_42011_9233.N1	14-MAR-2010 00:59:41	Dark	55.000	38	20Eps Sgr	1.8360	11000.	110	42011	No
15	GOM_NL__2PRFIN20100314_010618_000000512087_00375_42012_9240.N1	14-MAR-2010 01:06:18	Dark	51.000	75	26Eps Sco	2.2910	4250.0	102	42012	No
16	GOM_NL__2PRFIN20100314_011219_000000442087_00375_42012_9241.N1	14-MAR-2010 01:12:19	Dark	44.000	4	Alp1Cen	-0.010000	5800.0	88	42012	No
17	GOM_NL__2PRFIN20100314_011334_000000432087_00375_42012_9242.N1	14-MAR-2010 01:13:34	Dark	42.500	10	Bet Cen	0.61000	28000.	85	42012	No
18	GOM_NL__2PRFIN20100314_011536_000000422087_00375_42012_9243.N1	14-MAR-2010 01:15:36	Dark	42.000	77	Eps Cen	2.3030	28000.	84	42012	No
19	GOM_NL__2PRFIN20100314_011841_000000442087_00375_42012_9244.N1	14-MAR-2010 01:18:41	Straylight	44.000	54	5The Cen	2.0550	4500.0	88	42012	No
20	GOM_NL__2PRFIN20100314_012039_000000532087_00375_42012_9245.N1	14-MAR-2010 01:20:39	Straylight	52.500	123	1ot Cen	2.7500	10200.	105	42012	No
21	GOM_NL__2PRFIN20100314_012638_000000582087_00375_42012_9246.N1	14-MAR-2010 01:26:38	Straylight	58.000	106	9Bet Crv	2.6480	5600.0	116	42012	No
22	GOM_NL__2PRFIN20100314_012902_000000522087_00375_42012_9247.N1	14-MAR-2010 01:29:02	Straylight	52.000	100	4Gam Crv	2.5800	13100.	104	42012	No
23	GOM_NL__2PRFIN20100314_014047_000000412087_00375_42012_9248.N1	14-MAR-2010 01:40:47	Bright	40.500	51	41Gam1Leo	2.0100	4500.0	81	42012	No
24	GOM_NL__2PRFIN20100314_014842_000000382087_00375_42012_9249.N1	14-MAR-2010 01:48:42	Bright	38.000	174	52Psi UMa	3.0040	4400.0	76	42012	No
25	GOM_NL__2PRFIN20100314_015151_000000382087_00375_42012_9250.N1	14-MAR-2010 01:51:51	Bright	37.500	82	48Bet UMa	2.3650	10600.	75	42012	No
26	GOM_NL__2PRFIN20100314_015319_000000382087_00375_42012_9251.N1	14-MAR-2010 01:53:19	Bright	37.500	36	50Alp UMa	1.8000	6300.0	75	42012	No
27	GOM_NL__2PRFIN20100314_015509_000000492087_00375_42012_9252.N1	14-MAR-2010 01:55:09	Bright	49.000	32	77Eps UMa	1.7630	11000.	98	42012	No
28	GOM_NL__2PRFIN20100314_020027_000000422087_00375_42012_9253.N1	14-MAR-2010 02:00:27	Bright	42.000	60	7Bet UMi	2.0810	3950.0	84	42012	No
29	GOM_NL__2PRFIN20100314_020439_000000502087_00375_42012_9254.N1	14-MAR-2010 02:04:39	Bright	50.000	119	14Eta Dra	2.7270	4700.0	100	42012	No
30	GOM_NL__2PRFIN20100314_021027_000000512087_00375_42012_9255.N1	14-MAR-2010 02:10:27	Bright	51.000	69	33Gam Dra	2.2310	3800.0	102	42012	No
31	GOM_NL__2PRFIN20100314_021327_000000392087_00375_42012_9256.N1	14-MAR-2010 02:13:27	Bright	38.500	19	50Alp Cyg	1.2460	10500.	77	42012	No
32	GOM_NL__2PRFIN20100314_021501_000000382087_00375_42012_9257.N1	14-MAR-2010 02:15:01	Bright	38.000	66	37Gam Cyg	2.2080	5900.0	76	42012	No
33	GOM_NL__2PRFIN20100314_022454_000000532087_00375_42012_9258.N1	14-MAR-2010 02:24:54	Twilight	52.500	11	53Alp Aql	0.76500	8000.0	105	42012	No
34	GOM_NL__2PRFIN20100314_023452_000000422087_00375_42012_9259.N1	14-MAR-2010 02:34:52	Dark	42.000	155	41Pi Sgr	2.9000	6600.0	84	42012	No
35	GOM_NL__2PRFIN20100314_024018_000000482087_00375_42012_9260.N1	14-MAR-2010 02:40:18	Dark	47.500	38	20Eps Sgr	1.8360	11000.	95	42012	No
36	GOM_NL__2PRFIN20100314_024655_000000512087_00376_42013_9248.N1	14-MAR-2010 02:46:55	Dark	51.000	75	26Eps Sco	2.2910	4250.0	102	42013	No
37	GOM_NL__2PRFIN20100314_025256_000000512087_00376_42013_9249.N1	14-MAR-2010 02:52:56	Dark	50.500	4	Alp1Cen	-0.010000	5800.0	101	42013	No
38	GOM_NL__2PRFIN20100314_025410_000000512087_00376_42013_9250.N1	14-MAR-2010 02:54:10	Dark	50.500	10	Bet Cen	0.61000	28000.	101	42013	No
39	GOM_NL__2PRFIN20100314_025613_000000422087_00376_42013_9251.N1	14-MAR-2010 02:56:13	Dark	41.500	77	Eps Cen	2.3030	28000.	83	42013	No
40	GOM_NL__2PRFIN20100314_025918_000000442087_00376_42013_9252.N1	14-MAR-2010 02:59:18	Straylight	44.000	54	5The Cen	2.0550	4500.0	88	42013	No
41	GOM_NL__2PRFIN20100314_030116_000000502087_00376_42013_9253.N1	14-MAR-2010 03:01:16	Straylight	50.000	123	1ot Cen	2.7500	10200.	100	42013	No
42	GOM_NL__2PRFIN20100314_030714_000000562087_00376_42013_9254.N1	14-MAR-2010 03:07:14	Straylight	55.500	106	9Bet Crv	2.6480	5600.0	111	42013	No

43	GOM_NL__2PRFIN20100314_030938_000000522087_00376_42013_9255.N1	14-MAR-2010 03:09:38	Straylight	51.500	100	4Gam Crv	2.5800	13100.	103	42013	No
44	GOM_NL__2PRFIN20100314_032123_000000412087_00376_42013_9256.N1	14-MAR-2010 03:21:23	Bright	40.500	51	41Gam1Leo	2.0100	4500.0	81	42013	No
45	GOM_NL__2PRFIN20100314_032918_000000402087_00376_42013_9257.N1	14-MAR-2010 03:29:18	Bright	39.500	174	52Psi UMa	3.0040	4400.0	79	42013	No
46	GOM_NL__2PRFIN20100314_033226_000000382087_00376_42013_9258.N1	14-MAR-2010 03:32:26	Bright	38.000	82	48Bet UMa	2.3650	10600.	76	42013	No
47	GOM_NL__2PRFIN20100314_033355_000000392087_00376_42013_9259.N1	14-MAR-2010 03:33:55	Bright	38.500	36	50Alp UMa	1.8000	6300.0	77	42013	No
48	GOM_NL__2PRFIN20100314_033545_000000472087_00376_42013_9260.N1	14-MAR-2010 03:35:45	Bright	47.000	32	77Eps UMa	1.7630	11000.	94	42013	No
49	GOM_NL__2PRFIN20100314_034103_000000422087_00376_42013_9261.N1	14-MAR-2010 03:41:03	Bright	42.000	60	7Bet UMi	2.0810	3950.0	84	42013	No
50	GOM_NL__2PRFIN20100314_034514_000000502087_00376_42013_9262.N1	14-MAR-2010 03:45:14	Bright	50.000	119	14Eta Dra	2.7270	4700.0	100	42013	No
51	GOM_NL__2PRFIN20100314_035103_000000522087_00376_42013_9263.N1	14-MAR-2010 03:51:03	Bright	51.500	69	33Gam Dra	2.2310	3800.0	103	42013	No
52	GOM_NL__2PRFIN20100314_035403_000000392087_00376_42013_9264.N1	14-MAR-2010 03:54:03	Bright	38.500	19	50Alp Cyg	1.2460	10500.	77	42013	No
53	GOM_NL__2PRFIN20100314_035537_000000352087_00376_42013_9265.N1	14-MAR-2010 03:55:37	Bright	34.500	66	37Gam Cyg	2.2080	5900.0	69	42013	No
54	GOM_NL__2PRFIN20100314_040530_000000522087_00376_42013_9266.N1	14-MAR-2010 04:05:30	Tw_i_and_stray	51.500	11	53Alp Aql	0.76500	8000.0	103	42013	No
55	GOM_NL__2PRFIN20100314_041530_000000492087_00376_42013_9267.N1	14-MAR-2010 04:15:30	Dark	49.000	155	41Pi Sgr	2.9000	6600.0	98	42013	No
56	GOM_NL__2PRFIN20100314_041730_000000432087_00376_42013_9268.N1	14-MAR-2010 04:17:30	Dark	43.000	57	34Sig Sgr	2.0660	26000.	86	42013	No
57	GOM_NL__2PRFIN20100314_042055_000000542087_00376_42013_9269.N1	14-MAR-2010 04:20:55	Dark	54.000	38	20Eps Sgr	1.8360	11000.	108	42013	No
58	GOM_NL__2PRFIN20100314_042732_000000482087_00377_42014_9256.N1	14-MAR-2010 04:27:32	Dark	48.000	75	26Eps Sco	2.2910	4250.0	96	42014	No
59	GOM_NL__2PRFIN20100314_043332_000000472087_00377_42014_9257.N1	14-MAR-2010 04:33:32	Dark	46.500	4	Alp1Cen	-0.010000	5800.0	93	42014	No
60	GOM_NL__2PRFIN20100314_043447_000000522087_00377_42014_9258.N1	14-MAR-2010 04:34:47	Dark	52.000	10	Bet Cen	0.61000	28000.	104	42014	No
61	GOM_NL__2PRFIN20100314_043649_000000412087_00377_42014_9259.N1	14-MAR-2010 04:36:49	Dark	41.000	77	Eps Cen	2.3030	28000.	82	42014	No
62	GOM_NL__2PRFIN20100314_043955_000000462087_00377_42014_9260.N1	14-MAR-2010 04:39:55	Straylight	46.000	54	5The Cen	2.0550	4500.0	92	42014	No
63	GOM_NL__2PRFIN20100314_044152_000000532087_00377_42014_9261.N1	14-MAR-2010 04:41:52	Straylight	52.500	123	lot Cen	2.7500	10200.	105	42014	No
64	GOM_NL__2PRFIN20100314_044750_000000552087_00377_42014_9262.N1	14-MAR-2010 04:47:50	Straylight	54.500	106	9Bet Crv	2.6480	5600.0	109	42014	No
65	GOM_NL__2PRFIN20100314_045014_000000522087_00377_42014_9263.N1	14-MAR-2010 04:50:14	Straylight	51.500	100	4Gam Crv	2.5800	13100.	103	42014	No
66	GOM_NL__2PRFIN20100314_050158_000000392087_00377_42014_9264.N1	14-MAR-2010 05:01:58	Bright	39.000	51	41Gam1Leo	2.0100	4500.0	78	42014	No
67	GOM_NL__2PRFIN20100314_050954_000000402087_00377_42014_9265.N1	14-MAR-2010 05:09:54	Bright	39.500	174	52Psi UMa	3.0040	4400.0	79	42014	No
68	GOM_NL__2PRFIN20100314_051302_000000392087_00377_42014_9266.N1	14-MAR-2010 05:13:02	Bright	38.500	82	48Bet UMa	2.3650	10600.	77	42014	No
69	GOM_NL__2PRFIN20100314_051431_000000412087_00377_42014_9267.N1	14-MAR-2010 05:14:31	Bright	41.000	36	50Alp UMa	1.8000	6300.0	82	42014	No
70	GOM_NL__2PRFIN20100314_051620_000000462087_00377_42014_9268.N1	14-MAR-2010 05:16:20	Bright	45.500	32	77Eps UMa	1.7630	11000.	91	42014	No
71	GOM_NL__2PRFIN20100314_052138_000000402087_00377_42014_9269.N1	14-MAR-2010 05:21:38	Bright	40.000	60	7Bet UMi	2.0810	3950.0	80	42014	No
72	GOM_NL__2PRFIN20100314_052550_000000482087_00377_42014_9270.N1	14-MAR-2010 05:25:50	Bright	48.000	119	14Eta Dra	2.7270	4700.0	96	42014	No
73	GOM_NL__2PRFIN20100314_053138_000000532087_00377_42014_9271.N1	14-MAR-2010 05:31:38	Bright	53.000	69	33Gam Dra	2.2310	3800.0	106	42014	No
74	GOM_NL__2PRFIN20100314_053439_000000382087_00377_42014_9272.N1	14-MAR-2010 05:34:39	Bright	37.500	19	50Alp Cyg	1.2460	10500.	75	42014	No
75	GOM_NL__2PRFIN20100314_053613_000000392087_00377_42014_9273.N1	14-MAR-2010 05:36:13	Bright	38.500	66	37Gam Cyg	2.2080	5900.0	77	42014	No
76	GOM_NL__2PRFIN20100314_054606_000000522087_00377_42014_9274.N1	14-MAR-2010 05:46:06	Tw_i_and_stray	51.500	11	53Alp Aql	0.76500	8000.0	103	42014	No
77	GOM_NL__2PRFIN20100314_055606_000000472087_00377_42014_9275.N1	14-MAR-2010 05:56:06	Dark	46.500	155	41Pi Sgr	2.9000	6600.0	93	42014	No
78	GOM_NL__2PRFIN20100314_055806_000000472087_00377_42014_9276.N1	14-MAR-2010 05:58:06	Dark	47.000	57	34Sig Sgr	2.0660	26000.	94	42014	No
79	GOM_NL__2PRFIN20100314_060132_000000522087_00377_42014_9277.N1	14-MAR-2010 06:01:32	Dark	51.500	38	20Eps Sgr	1.8360	11000.	103	42014	No
80	GOM_NL__2PRFIN20100314_060810_000000482087_00378_42015_9264.N1	14-MAR-2010 06:08:10	Dark	48.000	75	26Eps Sco	2.2910	4250.0	96	42015	No
81	GOM_NL__2PRFIN20100314_061409_000000442087_00378_42015_9265.N1	14-MAR-2010 06:14:09	Dark	43.500	4	Alp1Cen	-0.010000	5800.0	87	42015	No
82	GOM_NL__2PRFIN20100314_061523_000000482087_00378_42015_9266.N1	14-MAR-2010 06:15:23	Dark	47.500	10	Bet Cen	0.61000	28000.	95	42015	No
83	GOM_NL__2PRFIN20100314_061726_000000442087_00378_42015_9267.N1	14-MAR-2010 06:17:26	Dark	44.000	77	Eps Cen	2.3030	28000.	88	42015	No
84	GOM_NL__2PRFIN20100314_062032_000000462087_00378_42015_9268.N1	14-MAR-2010 06:20:32	Straylight	46.000	54	5The Cen	2.0550	4500.0	92	42015	No
85	GOM_NL__2PRFIN20100314_062229_000000492087_00378_42015_9269.N1	14-MAR-2010 06:22:29	Straylight	48.500	123	lot Cen	2.7500	10200.	97	42015	No
86	GOM_NL__2PRFIN20100314_062827_000000552087_00378_42015_9270.N1	14-MAR-2010 06:28:27	Straylight	54.500	106	9Bet Crv	2.6480	5600.0	109	42015	No
87	GOM_NL__2PRFIN20100314_063051_000000512087_00378_42015_9271.N1	14-MAR-2010 06:30:51	Straylight	51.000	100	4Gam Crv	2.5800	13100.	102	42015	No
88	GOM_NL__2PRFIN20100314_064234_000000542087_00378_42015_9272.N1	14-MAR-2010 06:42:34	Bright	54.000	51	41Gam1Leo	2.0100	4500.0	108	42015	No
89	GOM_NL__2PRFIN20100314_065029_000000392087_00378_42015_9273.N1	14-MAR-2010 06:50:29	Bright	39.000	174	52Psi UMa	3.0040	4400.0	78	42015	No
90	GOM_NL__2PRFIN20100314_065338_000000382087_00378_42015_9274.N1	14-MAR-2010 06:53:38	Bright	37.500	82	48Bet UMa	2.3650	10600.	75	42015	No
91	GOM_NL__2PRFIN20100314_065506_000000412087_00378_42015_9275.N1	14-MAR-2010 06:55:06	Bright	40.500	36	50Alp UMa	1.8000	6300.0	81	42015	No
92	GOM_NL__2PRFIN20100314_065655_000000462087_00378_42015_9276.N1	14-MAR-2010 06:56:55	Bright	45.500	32	77Eps UMa	1.7630	11000.	91	42015	No
93	GOM_NL__2PRFIN20100314_070214_000000422087_00378_42015_9277.N1	14-MAR-2010 07:02:14	Bright	42.000	60	7Bet UMi	2.0810	3950.0	84	42015	No
94	GOM_NL__2PRFIN20100314_070625_000000662087_00378_42015_9278.N1	14-MAR-2010 07:06:25	Bright	66.000	119	14Eta Dra	2.7270	4700.0	132	42015	No
95	GOM_NL__2PRFIN20100314_071214_000000532087_00378_42015_9279.N1	14-MAR-2010 07:12:14	Bright	53.000	69	33Gam Dra	2.2310	3800.0	106	42015	No
96	GOM_NL__2PRFIN20100314_071515_000000352087_00378_42015_9280.N1	14-MAR-2010 07:15:15	Bright	35.000	19	50Alp Cyg	1.2460	10500.	70	42015	No
97	GOM_NL__2PRFIN20100314_071649_000000362087_00378_42015_9281.N1	14-MAR-2010 07:16:49	Bright	35.500	66	37Gam Cyg	2.2080	5900.0	71	42015	No
98	GOM_NL__2PRFIN20100314_072643_000000492087_00378_42015_9282.N1	14-MAR-2010 07:26:43	Tw_i_and_stray	49.000	11	53Alp Aql	0.76500	8000.0	98	42015	No
99	GOM_NL__2PRFIN20100314_073643_000000472087_00378_42015_9283.N1	14-MAR-2010 07:36:43	Dark	46.500	155	41Pi Sgr	2.9000	6600.0	93	42015	No
100	GOM_NL__2PRFIN20100314_073843_000000502087_00378_42015_9284.N1	14-MAR-2010 07:38:43	Dark	49.500	57	34Sig Sgr	2.0660	26000.	99	42015	No
101	GOM_NL__2PRFIN20100314_074209_000000532087_00378_42015_9285.N1	14-MAR-2010 07:42:09	Dark	53.000	38	20Eps Sgr	1.8360	11000.	106	42015	No

102	GOM_NL__2PRFIN20100314_111002_000000422087_00381_42018_9290.N1	14-MAR-2010 11:10:02	Dark	42.000	75	26Eps Sco	2.2910	4250.0	84	42018	No
103	GOM_NL__2PRFIN20100314_111558_000000482087_00381_42018_9291.N1	14-MAR-2010 11:15:58	Dark	47.500	4	Alp1Cen	-0.010000	5800.0	95	42018	No
104	GOM_NL__2PRFIN20100314_111712_000000522087_00381_42018_9292.N1	14-MAR-2010 11:17:12	Dark	52.000	10	Bet Cen	0.61000	28000.	104	42018	No
105	GOM_NL__2PRFIN20100314_111915_000000432087_00381_42018_9293.N1	14-MAR-2010 11:19:15	Dark	42.500	77	Eps Cen	2.3030	28000.	85	42018	No
106	GOM_NL__2PRFIN20100314_112222_000000502087_00381_42018_9294.N1	14-MAR-2010 11:22:22	Straylight	50.000	54	5The Cen	2.0550	4500.0	100	42018	No
107	GOM_NL__2PRFIN20100314_112418_000000502087_00381_42018_9295.N1	14-MAR-2010 11:24:18	Straylight	50.000	123	lot Cen	2.7500	10200.	100	42018	No
108	GOM_NL__2PRFIN20100314_113016_000000562087_00381_42018_9296.N1	14-MAR-2010 11:30:16	Straylight	55.500	106	9Bet Crv	2.6480	5600.0	111	42018	No
109	GOM_NL__2PRFIN20100314_113239_000000522087_00381_42018_9297.N1	14-MAR-2010 11:32:39	Straylight	52.000	100	4Gam Crv	2.5800	13100.	104	42018	No
110	GOM_NL__2PRFIN20100314_114422_000000392087_00381_42018_9298.N1	14-MAR-2010 11:44:22	Bright	38.500	51	41Gam1Leo	2.0100	4500.0	77	42018	No
111	GOM_NL__2PRFIN20100314_115215_000000422087_00381_42018_9299.N1	14-MAR-2010 11:52:15	Bright	41.500	174	52Psi UMa	3.0040	4400.0	83	42018	No
112	GOM_NL__2PRFIN20100314_115525_000000392087_00381_42018_9300.N1	14-MAR-2010 11:55:25	Bright	38.500	82	48Bet UMa	2.3650	10600.	77	42018	No
113	GOM_NL__2PRFIN20100314_115653_000000562087_00381_42018_9301.N1	14-MAR-2010 11:56:53	Bright	56.000	36	50Alp UMa	1.8000	6300.0	112	42018	No
114	GOM_NL__2PRFIN20100314_115841_000000462087_00381_42018_9302.N1	14-MAR-2010 11:58:41	Bright	46.000	32	77Eps UMa	1.7630	11000.	92	42018	No
115	GOM_NL__2PRFIN20100314_120400_000000422087_00381_42018_9303.N1	14-MAR-2010 12:04:00	Bright	41.500	60	7Bet UMi	2.0810	3950.0	83	42018	No
116	GOM_NL__2PRFIN20100314_120811_000000492087_00381_42018_9304.N1	14-MAR-2010 12:08:11	Bright	49.000	119	14Eta Dra	2.7270	4700.0	98	42018	No
117	GOM_NL__2PRFIN20100314_121401_000000542087_00381_42018_9305.N1	14-MAR-2010 12:14:01	Bright	54.000	69	33Gam Dra	2.2310	3800.0	108	42018	No
118	GOM_NL__2PRFIN20100314_121703_000000372087_00381_42018_9306.N1	14-MAR-2010 12:17:03	Bright	37.000	19	50Alp Cyg	1.2460	10500.	74	42018	No
119	GOM_NL__2PRFIN20100314_121837_000000502087_00381_42018_9307.N1	14-MAR-2010 12:18:37	Bright	50.000	66	37Gam Cyg	2.2080	5900.0	100	42018	No
120	GOM_NL__2PRFIN20100314_122832_000000492087_00381_42018_9308.N1	14-MAR-2010 12:28:32	Tw_i_and_stray	48.500	11	53Alp Aql	0.76500	8000.0	97	42018	No
121	GOM_NL__2PRFIN20100314_123833_000000452087_00381_42018_9309.N1	14-MAR-2010 12:38:33	Dark	44.500	155	41Pi Sgr	2.9000	6600.0	89	42018	No
122	GOM_NL__2PRFIN20100314_124033_000000462087_00381_42018_9310.N1	14-MAR-2010 12:40:33	Dark	46.000	57	34Sig Sgr	2.0660	26000.	92	42018	No
123	GOM_NL__2PRFIN20100314_124359_000000522087_00381_42018_9311.N1	14-MAR-2010 12:43:59	Dark	51.500	38	20Eps Sgr	1.8360	11000.	103	42018	No
124	GOM_NL__2PRFIN20100314_125039_000000422087_00382_42019_9298.N1	14-MAR-2010 12:50:39	Dark	42.000	75	26Eps Sco	2.2910	4250.0	84	42019	No
125	GOM_NL__2PRFIN20100314_125635_000000412087_00382_42019_9299.N1	14-MAR-2010 12:56:35	Dark	40.500	4	Alp1Cen	-0.010000	5800.0	81	42019	No
126	GOM_NL__2PRFIN20100314_125749_000000512087_00382_42019_9300.N1	14-MAR-2010 12:57:49	Dark	50.500	10	Bet Cen	0.61000	28000.	101	42019	No
127	GOM_NL__2PRFIN20100314_125952_000000432087_00382_42019_9301.N1	14-MAR-2010 12:59:52	Dark	43.000	77	Eps Cen	2.3030	28000.	86	42019	No
128	GOM_NL__2PRFIN20100314_130259_000000502087_00382_42019_9302.N1	14-MAR-2010 13:02:59	Straylight	50.000	54	5The Cen	2.0550	4500.0	100	42019	No
129	GOM_NL__2PRFIN20100314_130455_000000502087_00382_42019_9303.N1	14-MAR-2010 13:04:55	Straylight	50.000	123	lot Cen	2.7500	10200.	100	42019	No
130	GOM_NL__2PRFIN20100314_131051_000000562087_00382_42019_9304.N1	14-MAR-2010 13:10:51	Straylight	56.000	106	9Bet Crv	2.6480	5600.0	112	42019	No
131	GOM_NL__2PRFIN20100314_131314_000000532087_00382_42019_9305.N1	14-MAR-2010 13:13:14	Straylight	53.000	100	4Gam Crv	2.5800	13100.	106	42019	No
132	GOM_NL__2PRFIN20100314_132458_000000402087_00382_42019_9306.N1	14-MAR-2010 13:24:58	Bright	40.000	51	41Gam1Leo	2.0100	4500.0	80	42019	No
133	GOM_NL__2PRFIN20100314_133251_000000382087_00382_42019_9307.N1	14-MAR-2010 13:32:51	Bright	38.000	174	52Psi UMa	3.0040	4400.0	76	42019	No
134	GOM_NL__2PRFIN20100314_133600_000000362087_00382_42019_9308.N1	14-MAR-2010 13:36:00	Bright	36.000	82	48Bet UMa	2.3650	10600.	72	42019	No
135	GOM_NL__2PRFIN20100314_133729_000000412087_00382_42019_9309.N1	14-MAR-2010 13:37:29	Bright	40.500	36	50Alp UMa	1.8000	6300.0	81	42019	No
136	GOM_NL__2PRFIN20100314_133916_000000482087_00382_42019_9310.N1	14-MAR-2010 13:39:16	Bright	48.000	32	77Eps UMa	1.7630	11000.	96	42019	No
137	GOM_NL__2PRFIN20100314_134436_000000422087_00382_42019_9311.N1	14-MAR-2010 13:44:36	Bright	41.500	60	7Bet UMi	2.0810	3950.0	83	42019	No
138	GOM_NL__2PRFIN20100314_134846_000000482087_00382_42019_9312.N1	14-MAR-2010 13:48:46	Bright	48.000	119	14Eta Dra	2.7270	4700.0	96	42019	No
139	GOM_NL__2PRFIN20100314_135436_000000522087_00382_42019_9313.N1	14-MAR-2010 13:54:36	Bright	51.500	69	33Gam Dra	2.2310	3800.0	103	42019	No
140	GOM_NL__2PRFIN20100314_135739_000000362087_00382_42019_9314.N1	14-MAR-2010 13:57:39	Bright	35.500	19	50Alp Cyg	1.2460	10500.	71	42019	No
141	GOM_NL__2PRFIN20100314_135913_000000362087_00382_42019_9315.N1	14-MAR-2010 13:59:13	Bright	35.500	66	37Gam Cyg	2.2080	5900.0	71	42019	No
142	GOM_NL__2PRFIN20100314_140908_000000502087_00382_42019_9316.N1	14-MAR-2010 14:09:08	Tw_i_and_stray	49.500	11	53Alp Aql	0.76500	8000.0	99	42019	No
143	GOM_NL__2PRFIN20100314_141909_000000462087_00382_42019_9317.N1	14-MAR-2010 14:19:09	Dark	46.000	155	41Pi Sgr	2.9000	6600.0	92	42019	No
144	GOM_NL__2PRFIN20100314_142110_000000492087_00382_42019_9318.N1	14-MAR-2010 14:21:10	Dark	48.500	57	34Sig Sgr	2.0660	26000.	97	42019	No
145	GOM_NL__2PRFIN20100314_142435_000000482087_00382_42019_9319.N1	14-MAR-2010 14:24:35	Dark	47.500	38	20Eps Sgr	1.8360	11000.	95	42019	No
146	GOM_NL__2PRFIN20100314_143116_000000392087_00383_42020_9306.N1	14-MAR-2010 14:31:16	Dark	39.000	75	26Eps Sco	2.2910	4250.0	78	42020	No
147	GOM_NL__2PRFIN20100314_143711_000000572087_00383_42020_9307.N1	14-MAR-2010 14:37:11	Dark	57.000	4	Alp1Cen	-0.010000	5800.0	114	42020	No
148	GOM_NL__2PRFIN20100314_143826_000000522087_00383_42020_9308.N1	14-MAR-2010 14:38:26	Dark	52.000	10	Bet Cen	0.61000	28000.	104	42020	No
149	GOM_NL__2PRFIN20100314_144029_000000412087_00383_42020_9309.N1	14-MAR-2010 14:40:29	Dark	40.500	77	Eps Cen	2.3030	28000.	81	42020	No
150	GOM_NL__2PRFIN20100314_144336_000000522087_00383_42020_9310.N1	14-MAR-2010 14:43:36	Straylight	52.000	54	5The Cen	2.0550	4500.0	104	42020	No
151	GOM_NL__2PRFIN20100314_144531_000000492087_00383_42020_9311.N1	14-MAR-2010 14:45:31	Straylight	49.000	123	lot Cen	2.7500	10200.	98	42020	No
152	GOM_NL__2PRFIN20100314_145128_000000562087_00383_42020_9312.N1	14-MAR-2010 14:51:28	Straylight	55.500	106	9Bet Crv	2.6480	5600.0	111	42020	No
153	GOM_NL__2PRFIN20100314_145351_000000532087_00383_42020_9313.N1	14-MAR-2010 14:53:51	Straylight	52.500	100	4Gam Crv	2.5800	13100.	105	42020	No
154	GOM_NL__2PRFIN20100314_150534_000000402087_00383_42020_9314.N1	14-MAR-2010 15:05:34	Bright	40.000	51	41Gam1Leo	2.0100	4500.0	80	42020	No
155	GOM_NL__2PRFIN20100314_151327_000000402087_00383_42020_9315.N1	14-MAR-2010 15:13:27	Bright	39.500	174	52Psi UMa	3.0040	4400.0	79	42020	No
156	GOM_NL__2PRFIN20100314_151636_000000392087_00383_42020_9316.N1	14-MAR-2010 15:16:36	Bright	38.500	82	48Bet UMa	2.3650	10600.	77	42020	No
157	GOM_NL__2PRFIN20100314_151804_000000402087_00383_42020_9317.N1	14-MAR-2010 15:18:04	Bright	39.500	36	50Alp UMa	1.8000	6300.0	79	42020	No
158	GOM_NL__2PRFIN20100314_151951_000000482087_00383_42020_9318.N1	14-MAR-2010 15:19:51	Bright	47.500	32	77Eps UMa	1.7630	11000.	95	42020	No
159	GOM_NL__2PRFIN20100314_152512_000000412087_00383_42020_9319.N1	14-MAR-2010 15:25:12	Bright	41.000	60	7Bet UMi	2.0810	3950.0	82	42020	No
160	GOM_NL__2PRFIN20100314_152922_000000522087_00383_42020_9320.N1	14-MAR-2010 15:29:22	Bright	51.500	119	14Eta Dra	2.7270	4700.0	103	42020	No

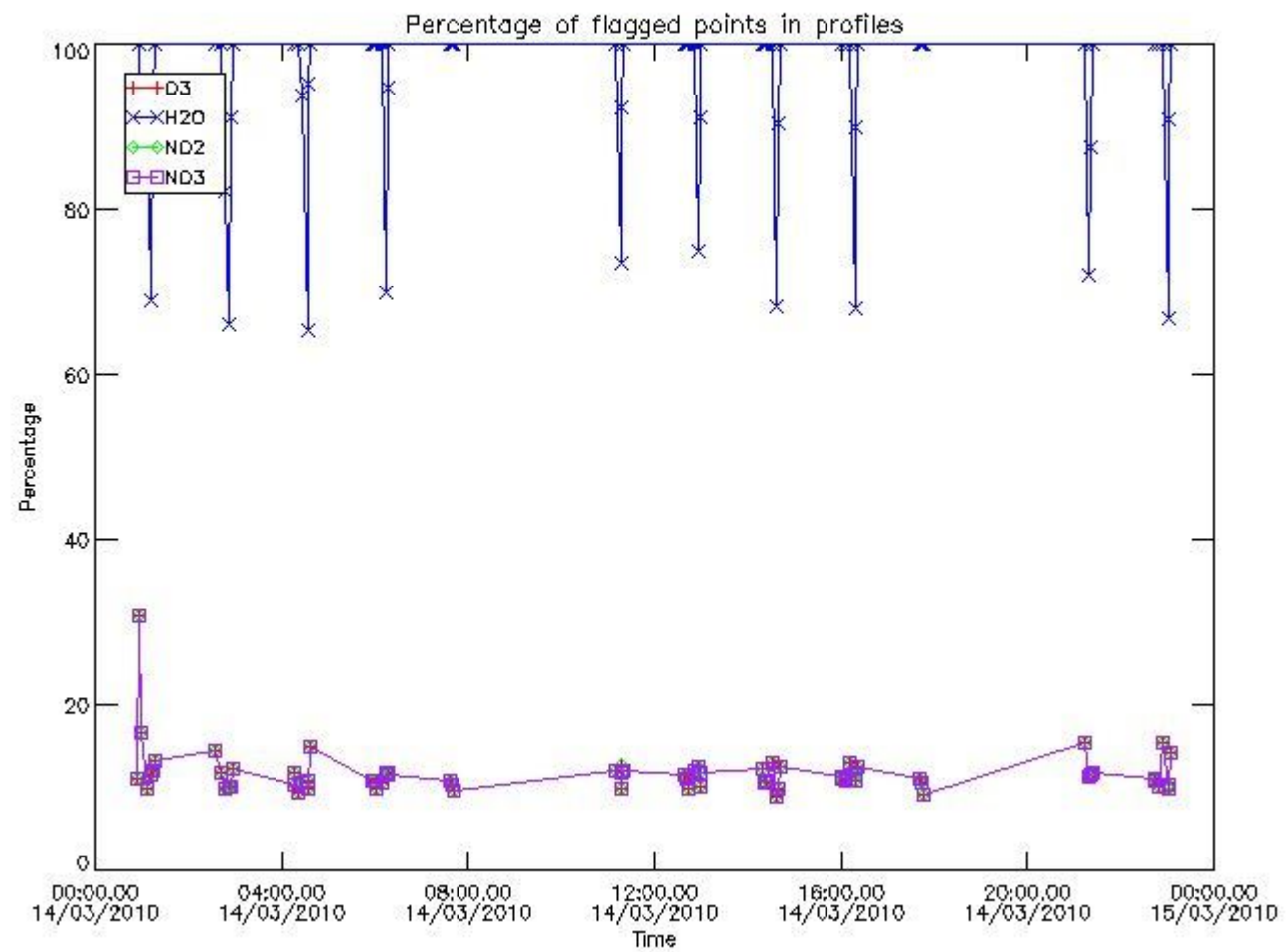
161	GOM_NL__2PRFIN20100314_153512_000000532087_00383_42020_9321.N1	14-MAR-2010 15:35:12	Bright	52.500	69	33Gam Dra	2.2310	3800.0	105	42020	No
162	GOM_NL__2PRFIN20100314_153815_000000352087_00383_42020_9322.N1	14-MAR-2010 15:38:15	Bright	34.500	19	50Alp Cyg	1.2460	10500.	69	42020	No
163	GOM_NL__2PRFIN20100314_153949_000000392087_00383_42020_9323.N1	14-MAR-2010 15:39:49	Bright	38.500	66	37Gam Cyg	2.2080	5900.0	77	42020	No
164	GOM_NL__2PRFIN20100314_154944_000000522087_00383_42020_9324.N1	14-MAR-2010 15:49:44	Twilight	52.000	11	53Alp Aql	0.76500	8000.0	104	42020	No
165	GOM_NL__2PRFIN20100314_155946_000000452087_00383_42020_9325.N1	14-MAR-2010 15:59:46	Dark	45.000	155	41Pi Sgr	2.9000	6600.0	90	42020	No
166	GOM_NL__2PRFIN20100314_160147_000000462087_00383_42020_9326.N1	14-MAR-2010 16:01:47	Dark	45.500	57	34Sig Sgr	2.0660	26000.	91	42020	No
167	GOM_NL__2PRFIN20100314_160513_000000472087_00383_42020_9327.N1	14-MAR-2010 16:05:13	Dark	46.500	38	20Eps Sgr	1.8360	11000.	93	42020	No
168	GOM_NL__2PRFIN20100314_161154_000000392087_00384_42021_9314.N1	14-MAR-2010 16:11:54	Dark	39.000	75	26Eps Sco	2.2910	4250.0	78	42021	No
169	GOM_NL__2PRFIN20100314_161748_000000522087_00384_42021_9315.N1	14-MAR-2010 16:17:48	Dark	52.000	4	Alp1Cen	-0.010000	5800.0	104	42021	No
170	GOM_NL__2PRFIN20100314_161902_000000452087_00384_42021_9316.N1	14-MAR-2010 16:19:02	Dark	44.500	10	Bet Cen	0.61000	28000.	89	42021	No
171	GOM_NL__2PRFIN20100314_162105_000000452087_00384_42021_9317.N1	14-MAR-2010 16:21:05	Dark	44.500	77	Eps Cen	2.3030	28000.	89	42021	No
172	GOM_NL__2PRFIN20100314_162412_000000522087_00384_42021_9318.N1	14-MAR-2010 16:24:12	Straylight	52.000	54	5The Cen	2.0550	4500.0	104	42021	No
173	GOM_NL__2PRFIN20100314_162608_000000522087_00384_42021_9319.N1	14-MAR-2010 16:26:08	Straylight	51.500	123	lot Cen	2.7500	10200.	103	42021	No
174	GOM_NL__2PRFIN20100314_163204_000000572087_00384_42021_9320.N1	14-MAR-2010 16:32:04	Straylight	56.500	106	9Bet Crv	2.6480	5600.0	113	42021	No
175	GOM_NL__2PRFIN20100314_163427_000000532087_00384_42021_9321.N1	14-MAR-2010 16:34:27	Straylight	53.000	100	4Gam Crv	2.5800	13100.	106	42021	No
176	GOM_NL__2PRFIN20100314_164609_000000382087_00384_42021_9322.N1	14-MAR-2010 16:46:09	Bright	38.000	51	41Gam1Leo	2.0100	4500.0	76	42021	No
177	GOM_NL__2PRFIN20100314_165403_000000402087_00384_42021_9323.N1	14-MAR-2010 16:54:03	Bright	40.000	174	52Psi UMa	3.0040	4400.0	80	42021	No
178	GOM_NL__2PRFIN20100314_165711_000000392087_00384_42021_9324.N1	14-MAR-2010 16:57:11	Bright	39.000	82	48Bet UMa	2.3650	10600.	78	42021	No
179	GOM_NL__2PRFIN20100314_165840_000000382087_00384_42021_9325.N1	14-MAR-2010 16:58:40	Bright	38.000	36	50Alp UMa	1.8000	6300.0	76	42021	No
180	GOM_NL__2PRFIN20100314_170026_000000462087_00384_42021_9326.N1	14-MAR-2010 17:00:26	Bright	45.500	32	77Eps UMa	1.7630	11000.	91	42021	No
181	GOM_NL__2PRFIN20100314_170547_000000432087_00384_42021_9327.N1	14-MAR-2010 17:05:47	Bright	43.000	60	7Bet UMi	2.0810	3950.0	86	42021	No
182	GOM_NL__2PRFIN20100314_170957_000000502087_00384_42021_9328.N1	14-MAR-2010 17:09:57	Bright	49.500	119	14Eta Dra	2.7270	4700.0	99	42021	No
183	GOM_NL__2PRFIN20100314_171548_000000482087_00384_42021_9329.N1	14-MAR-2010 17:15:48	Bright	48.000	69	33Gam Dra	2.2310	3800.0	96	42021	No
184	GOM_NL__2PRFIN20100314_171851_000000352087_00384_42021_9330.N1	14-MAR-2010 17:18:51	Bright	34.500	19	50Alp Cyg	1.2460	10500.	69	42021	No
185	GOM_NL__2PRFIN20100314_172025_000000372087_00384_42021_9331.N1	14-MAR-2010 17:20:25	Bright	37.000	66	37Gam Cyg	2.2080	5900.0	74	42021	No
186	GOM_NL__2PRFIN20100314_173021_000000502087_00384_42021_9332.N1	14-MAR-2010 17:30:21	Twilight	49.500	11	53Alp Aql	0.76500	8000.0	99	42021	No
187	GOM_NL__2PRFIN20100314_174023_000000462087_00384_42021_9333.N1	14-MAR-2010 17:40:23	Dark	45.500	155	41Pi Sgr	2.9000	6600.0	91	42021	No
188	GOM_NL__2PRFIN20100314_174224_000000492087_00384_42021_9334.N1	14-MAR-2010 17:42:24	Dark	48.500	57	34Sig Sgr	2.0660	26000.	97	42021	No
189	GOM_NL__2PRFIN20100314_174550_000000562087_00384_42021_9335.N1	14-MAR-2010 17:45:50	Dark	55.500	38	20Eps Sgr	1.8360	11000.	111	42021	No
190	GOM_NL__2PRFIN20100314_211346_000000332087_00387_42024_9340.N1	14-MAR-2010 21:13:46	Dark	33.000	75	26Eps Sco	2.2910	4250.0	66	42024	No
191	GOM_NL__2PRFIN20100314_211937_000000452087_00387_42024_9341.N1	14-MAR-2010 21:19:37	Dark	45.000	4	Alp1Cen	-0.010000	5800.0	90	42024	No
192	GOM_NL__2PRFIN20100314_212051_000000452087_00387_42024_9342.N1	14-MAR-2010 21:20:51	Dark	44.500	10	Bet Cen	0.61000	28000.	89	42024	No
193	GOM_NL__2PRFIN20100314_212254_000000432087_00387_42024_9343.N1	14-MAR-2010 21:22:54	Dark	43.000	77	Eps Cen	2.3030	28000.	86	42024	No
194	GOM_NL__2PRFIN20100314_212603_000000572087_00387_42024_9344.N1	14-MAR-2010 21:26:03	Straylight	57.000	54	5The Cen	2.0550	4500.0	114	42024	No
195	GOM_NL__2PRFIN20100314_212758_000000532087_00387_42024_9345.N1	14-MAR-2010 21:27:58	Straylight	53.000	123	lot Cen	2.7500	10200.	106	42024	No
196	GOM_NL__2PRFIN20100314_213353_000000562087_00387_42024_9346.N1	14-MAR-2010 21:33:53	Straylight	55.500	106	9Bet Crv	2.6480	5600.0	111	42024	No
197	GOM_NL__2PRFIN20100314_213615_000000522087_00387_42024_9347.N1	14-MAR-2010 21:36:15	Straylight	51.500	100	4Gam Crv	2.5800	13100.	103	42024	No
198	GOM_NL__2PRFIN20100314_214757_000000392087_00387_42024_9348.N1	14-MAR-2010 21:47:57	Bright	39.000	51	41Gam1Leo	2.0100	4500.0	78	42024	No
199	GOM_NL__2PRFIN20100314_215549_000000582087_00387_42024_9349.N1	14-MAR-2010 21:55:49	Bright	58.000	174	52Psi UMa	3.0040	4400.0	116	42024	No
200	GOM_NL__2PRFIN20100314_215858_000000402087_00387_42024_9350.N1	14-MAR-2010 21:58:58	Bright	39.500	82	48Bet UMa	2.3650	10600.	79	42024	No
201	GOM_NL__2PRFIN20100314_220027_000000392087_00387_42024_9351.N1	14-MAR-2010 22:00:27	Bright	38.500	36	50Alp UMa	1.8000	6300.0	77	42024	No
202	GOM_NL__2PRFIN20100314_220212_000000472087_00387_42024_9352.N1	14-MAR-2010 22:02:12	Bright	47.000	32	77Eps UMa	1.7630	11000.	94	42024	No
203	GOM_NL__2PRFIN20100314_220734_000000422087_00387_42024_9353.N1	14-MAR-2010 22:07:34	Bright	41.500	60	7Bet UMi	2.0810	3950.0	83	42024	No
204	GOM_NL__2PRFIN20100314_221143_000000472087_00387_42024_9354.N1	14-MAR-2010 22:11:43	Bright	46.500	119	14Eta Dra	2.7270	4700.0	93	42024	No
205	GOM_NL__2PRFIN20100314_221734_000000532087_00387_42024_9355.N1	14-MAR-2010 22:17:34	Bright	52.500	69	33Gam Dra	2.2310	3800.0	105	42024	No
206	GOM_NL__2PRFIN20100314_222039_000000402087_00387_42024_9356.N1	14-MAR-2010 22:20:39	Bright	39.500	19	50Alp Cyg	1.2460	10500.	79	42024	No
207	GOM_NL__2PRFIN20100314_222213_000000372087_00387_42024_9357.N1	14-MAR-2010 22:22:13	Bright	36.500	66	37Gam Cyg	2.2080	5900.0	73	42024	No
208	GOM_NL__2PRFIN20100314_223209_000000532087_00387_42024_9358.N1	14-MAR-2010 22:32:09	Twilight	52.500	11	53Alp Aql	0.76500	8000.0	105	42024	No
209	GOM_NL__2PRFIN20100314_224213_000000462087_00387_42024_9359.N1	14-MAR-2010 22:42:13	Dark	46.000	155	41Pi Sgr	2.9000	6600.0	92	42024	No
210	GOM_NL__2PRFIN20100314_224414_000000472087_00387_42024_9360.N1	14-MAR-2010 22:44:14	Dark	47.000	57	34Sig Sgr	2.0660	26000.	94	42024	No
211	GOM_NL__2PRFIN20100314_224740_000000552087_00387_42024_9361.N1	14-MAR-2010 22:47:40	Dark	55.000	38	20Eps Sgr	1.8360	11000.	110	42024	No
212	GOM_NL__2PRFIN20100314_225423_000000332087_00388_42025_9348.N1	14-MAR-2010 22:54:23	Dark	33.000	75	26Eps Sco	2.2910	4250.0	66	42025	No
213	GOM_NL__2PRFIN20100314_230014_000000522087_00388_42025_9349.N1	14-MAR-2010 23:00:14	Dark	51.500	4	Alp1Cen	-0.010000	5800.0	103	42025	No
214	GOM_NL__2PRFIN20100314_230128_000000502087_00388_42025_9350.N1	14-MAR-2010 23:01:28	Dark	49.500	10	Bet Cen	0.61000	28000.	99	42025	No
215	GOM_NL__2PRFIN20100314_230331_000000432087_00388_42025_9351.N1	14-MAR-2010 23:03:31	Dark	43.000	77	Eps Cen	2.3030	28000.	86	42025	No
216	GOM_NL__2PRFIN20100314_230639_000000572087_00388_42025_9352.N1	14-MAR-2010 23:06:39	Straylight	57.000	54	5The Cen	2.0550	4500.0	114	42025	No
217	GOM_NL__2PRFIN20100314_230835_000000482087_00388_42025_9353.N1	14-MAR-2010 23:08:35	Straylight	48.000	123	lot Cen	2.7500	10200.	96	42025	No
218	GOM_NL__2PRFIN20100314_231429_000000582087_00388_42025_9354.N1	14-MAR-2010 23:14:29	Straylight	57.500	106	9Bet Crv	2.6480	5600.0	115	42025	No
219	GOM_NL__2PRFIN20100314_231651_000000542087_00388_42025_9355.N1	14-MAR-2010 23:16:51	Straylight	53.500	100	4Gam Crv	2.5800	13100.	107	42025	No

220	GOM_NL__2PRFIN20100314_232833_000000402087_00388_42025_9356.N1	14-MAR-2010 23:28:33	Bright	39.500	51	41Gam1Leo	2.0100	4500.0	79	42025	No
221	GOM_NL__2PRFIN20100314_233624_000000412087_00388_42025_9357.N1	14-MAR-2010 23:36:24	Bright	41.000	174	52Psi UMa	3.0040	4400.0	82	42025	No
222	GOM_NL__2PRFIN20100314_233934_000000392087_00388_42025_9358.N1	14-MAR-2010 23:39:34	Bright	38.500	82	48Bet UMa	2.3650	10600.	77	42025	No
223	GOM_NL__2PRFIN20100314_234103_000000502087_00388_42025_9359.N1	14-MAR-2010 23:41:03	Bright	50.000	36	50Alp UMa	1.8000	6300.0	100	42025	No
224	GOM_NL__2PRFIN20100314_234247_000000462087_00388_42025_9360.N1	14-MAR-2010 23:42:47	Bright	46.000	32	77Eps UMa	1.7630	11000.	92	42025	No
225	GOM_NL__2PRFIN20100314_234809_000000422087_00388_42025_9361.N1	14-MAR-2010 23:48:09	Bright	41.500	60	7Bet UMi	2.0810	3950.0	83	42025	No
226	GOM_NL__2PRFIN20100314_235219_000000482087_00388_42025_9362.N1	14-MAR-2010 23:52:19	Bright	48.000	119	14Eta Dra	2.7270	4700.0	96	42025	No
227	GOM_NL__2PRFIN20100314_235810_000000502087_00388_42025_9363.N1	14-MAR-2010 23:58:10	Bright	50.000	69	33Gam Dra	2.2310	3800.0	100	42025	No

3. Quality information per product

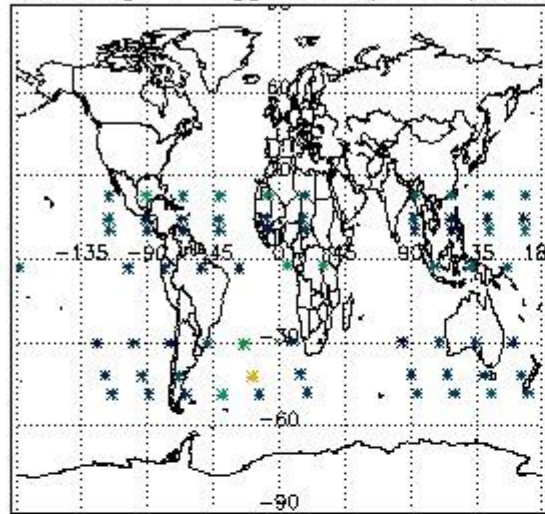
In this section it is plotted some information contained in the Quality Summary data set of the level 2 products. Only products in dark limb conditions and without errors (error flag in the MPH set to "0") are used.

3.1 Plot quality information per product (time dependant)

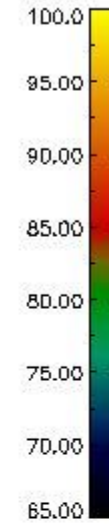
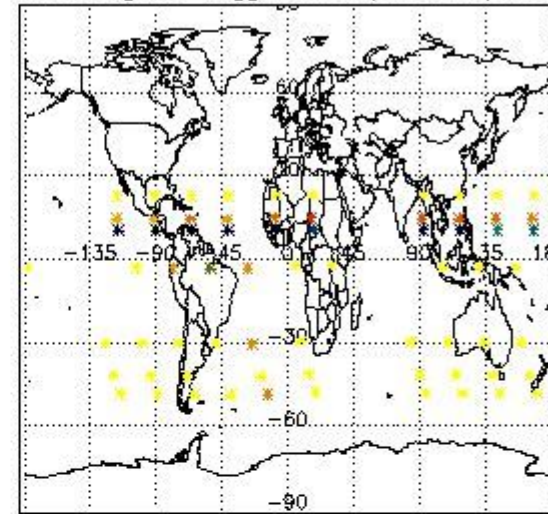


3.2 Plot quality information per product (world map)

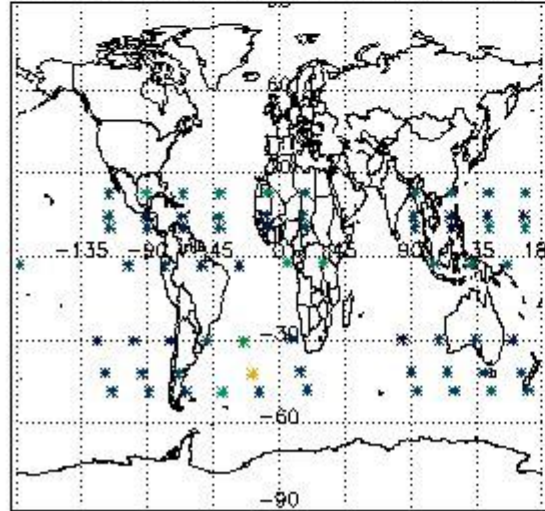
Percentage of flagged data per O3 profile



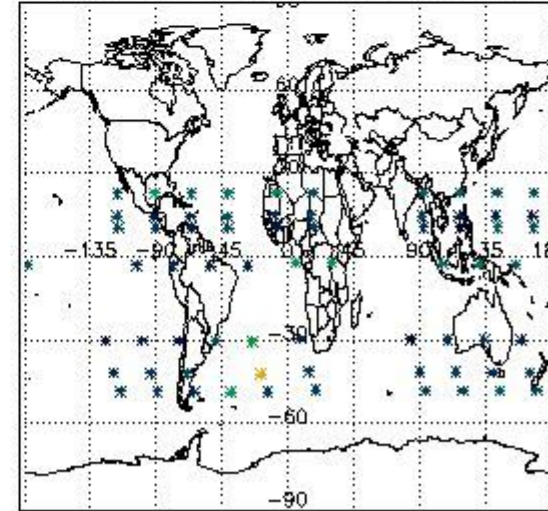
Percentage of flagged data per H2O profile



Percentage of flagged data per NO2 profile



Percentage of flagged data per NO3 profile

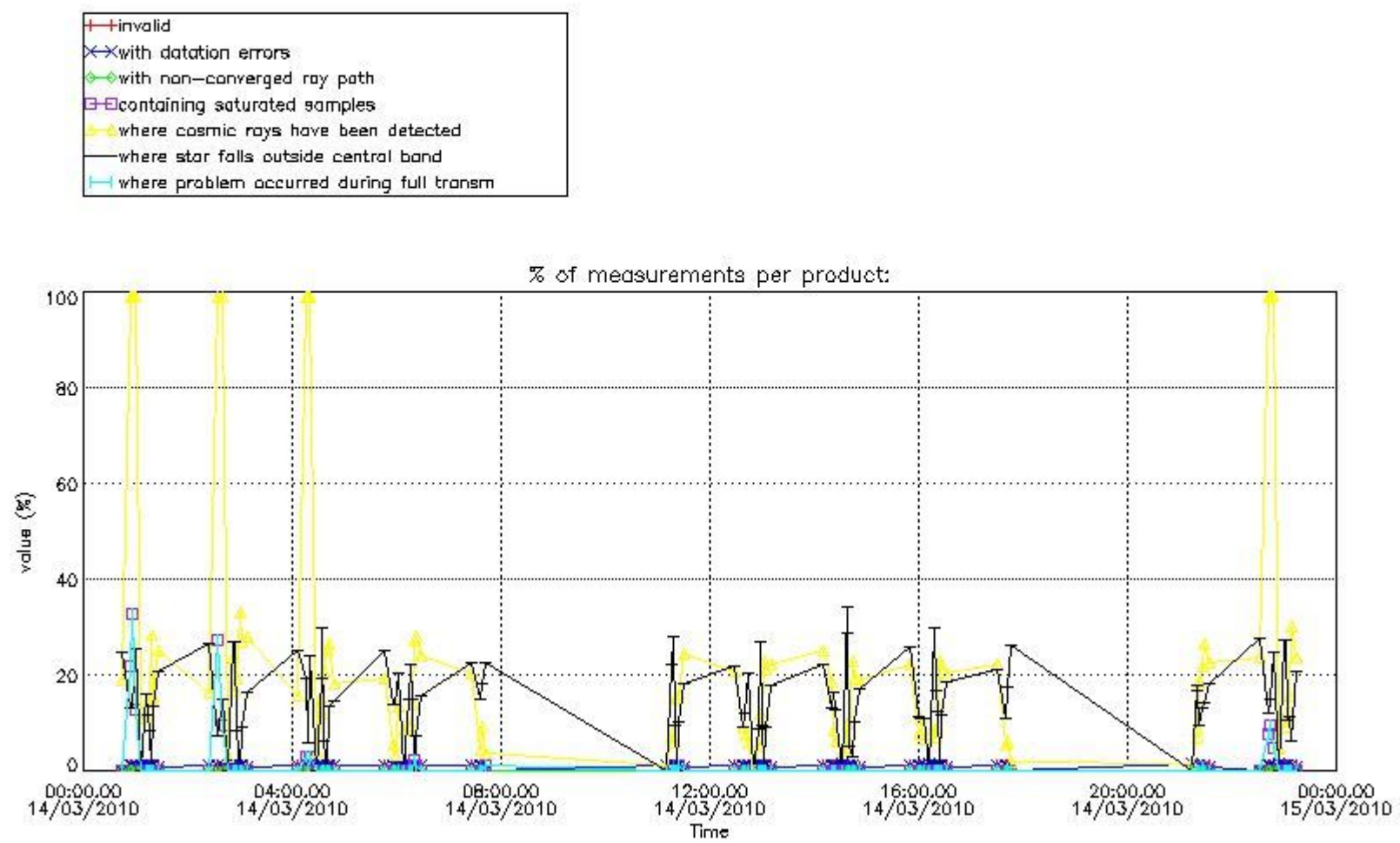


4. Level 1 quality information per product

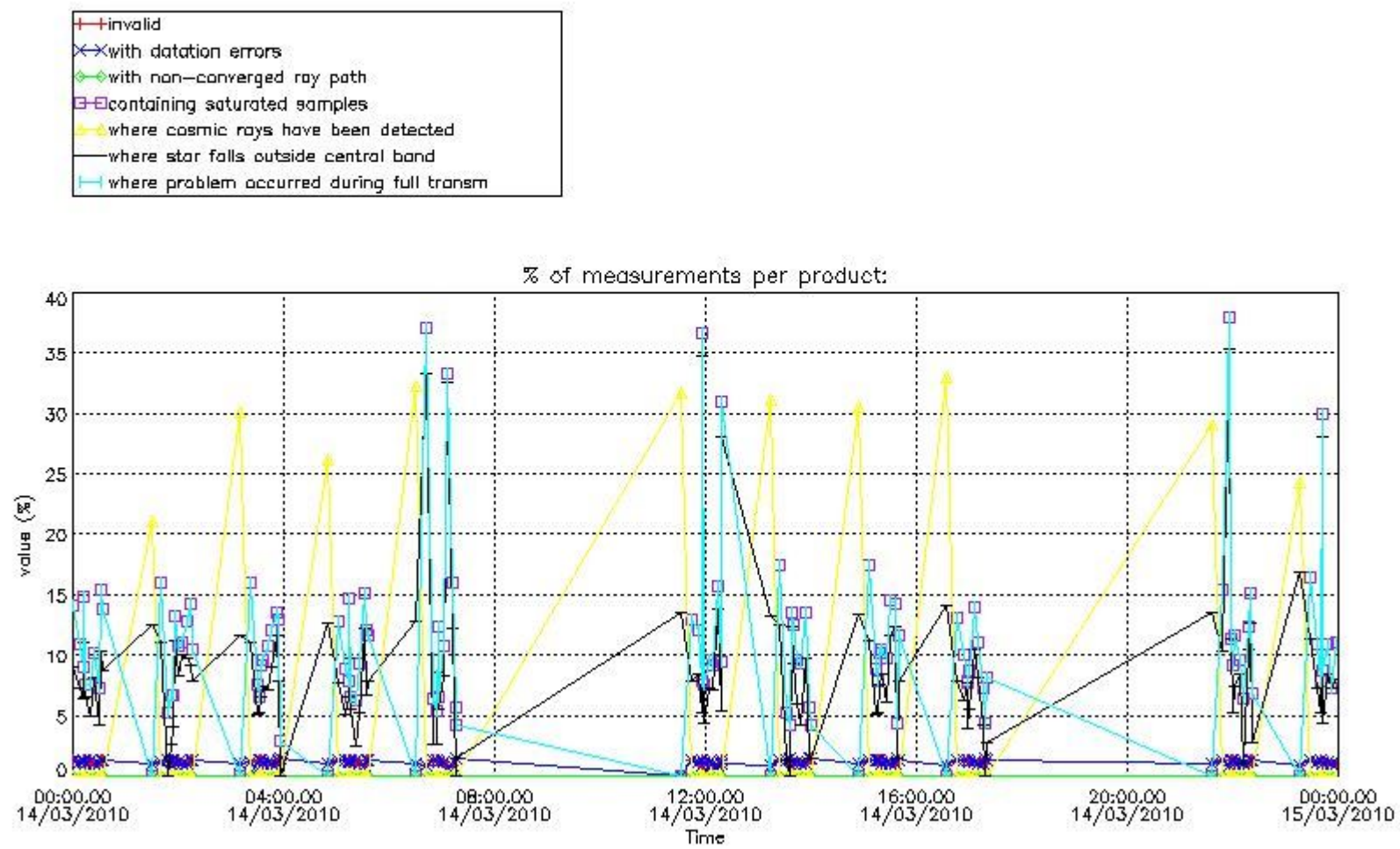
In this section it is plotted some information contained in the Quality Summary data set of the level 2 products that comes from the level 1b processing. Products without errors (error flag in the MPH set to "0") are used.

4.1 Plot quality information per product (time dependant) coming from level 1b processing

4.1.1 Plot level 1 quality information per product (time dependant): ENVISAT ASCENDING passes



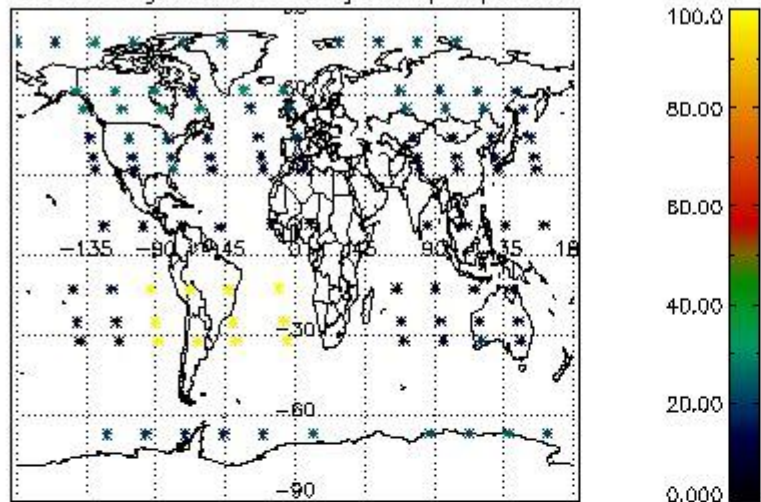
4.1.2 Plot level 1 quality information per product (time dependant): ENVI SAT DESCENDING passes



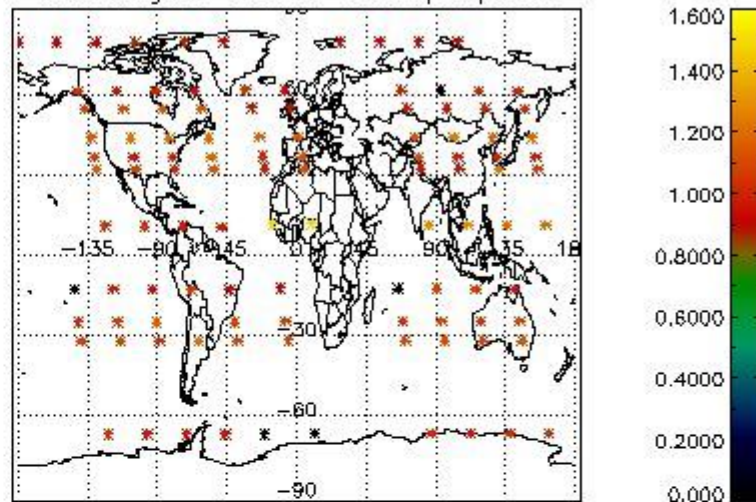
4.2 Plot quality information per product coming from level 1b processing (world map)

4.2.1 Plot level 1 quality information per product (world map): ENVISAT ASCENDING passes

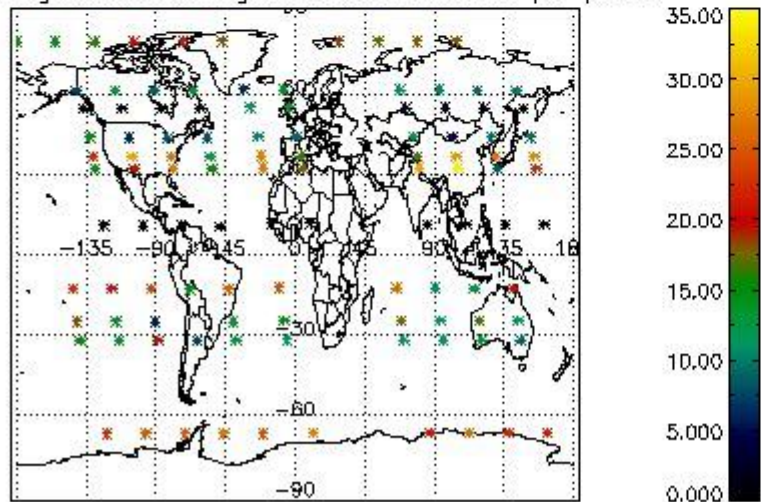
Percentage of cosmic ray hits per profile



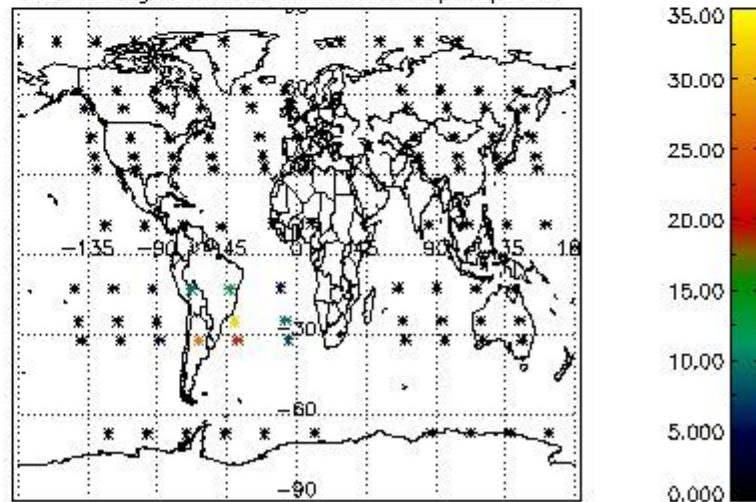
Percentage of datation errors per profile



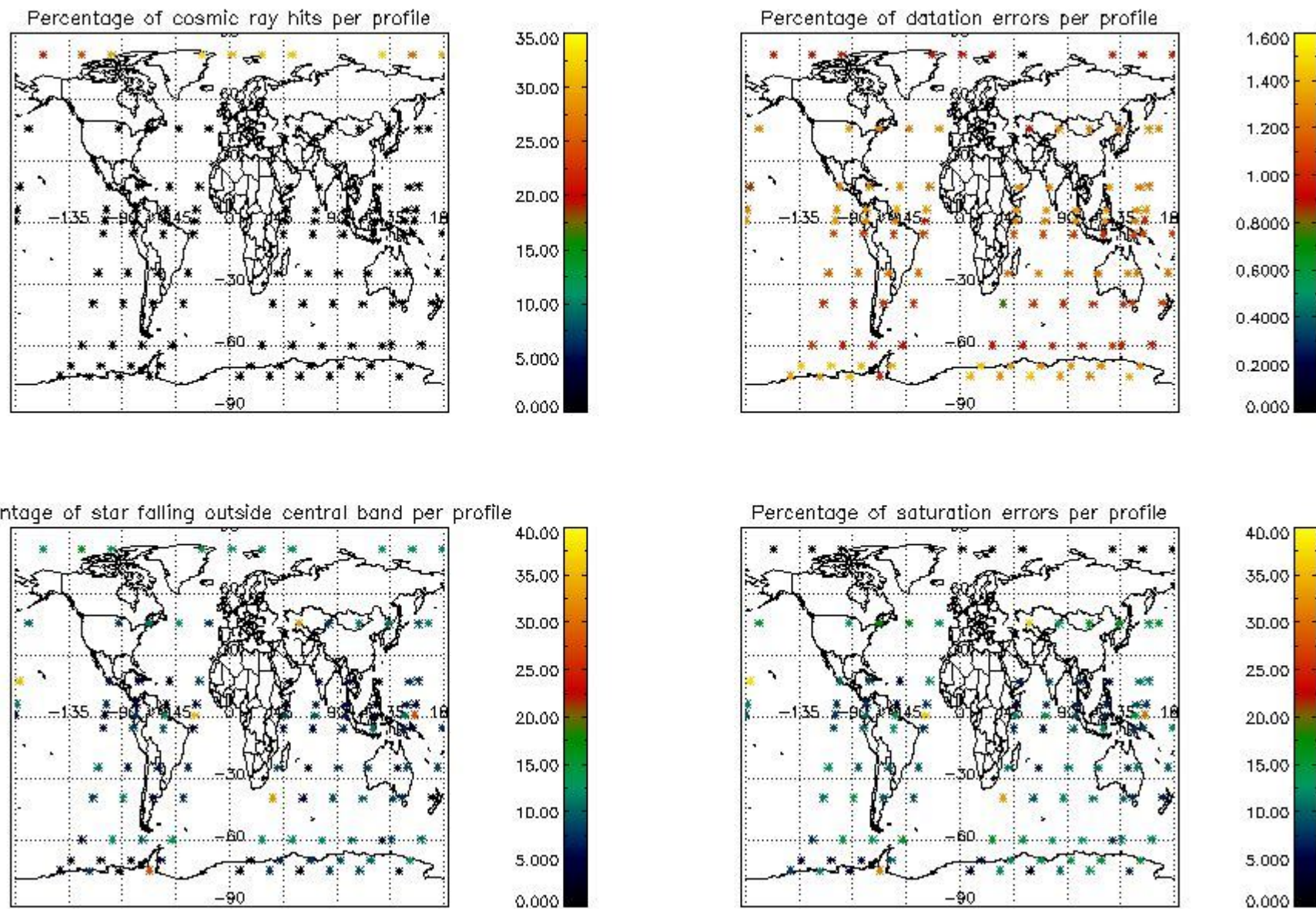
Percentage of star falling outside central band per profile



Percentage of saturation errors per profile



4.2.2 Plot level 1 quality information per product (world map): ENVISAT DESCENDING passes



5. Trace gas profiles

5.1 Ozone statistics based on quality of products

The final quality of the products can be "measured" using the STD (Standard Deviation) attached to every point profile. This information is written to the parameter GOM_NL__2P/NL_LOCAL_SPECIES_DENSITY/o3_std of the level 2 products. The table below shows the statistics for given STD ranges.

The statistics are given with respect to the overall valid production:

- Products without fatal errors: GOM_NL__2P/MPH/PRODUCT_ERR=0
- Valid point profile: GOM_NL__2P/NL_LOCAL_SPECIES_DENSITY/pcd(0)=0

The 'Criteria' is applied to valid points of dark limb products:

- Products in dark limb illumination condition: GOM_NL__2P/NL_SUMMARY_QUALITY/obs_ill_cond=0
- Products without fatal errors: GOM_NL__2P/MPH/PRODUCT_ERR=0
- Valid point profile: GOM_NL__2P/NL_LOCAL_SPECIES_DENSITY/pcd(0)=0

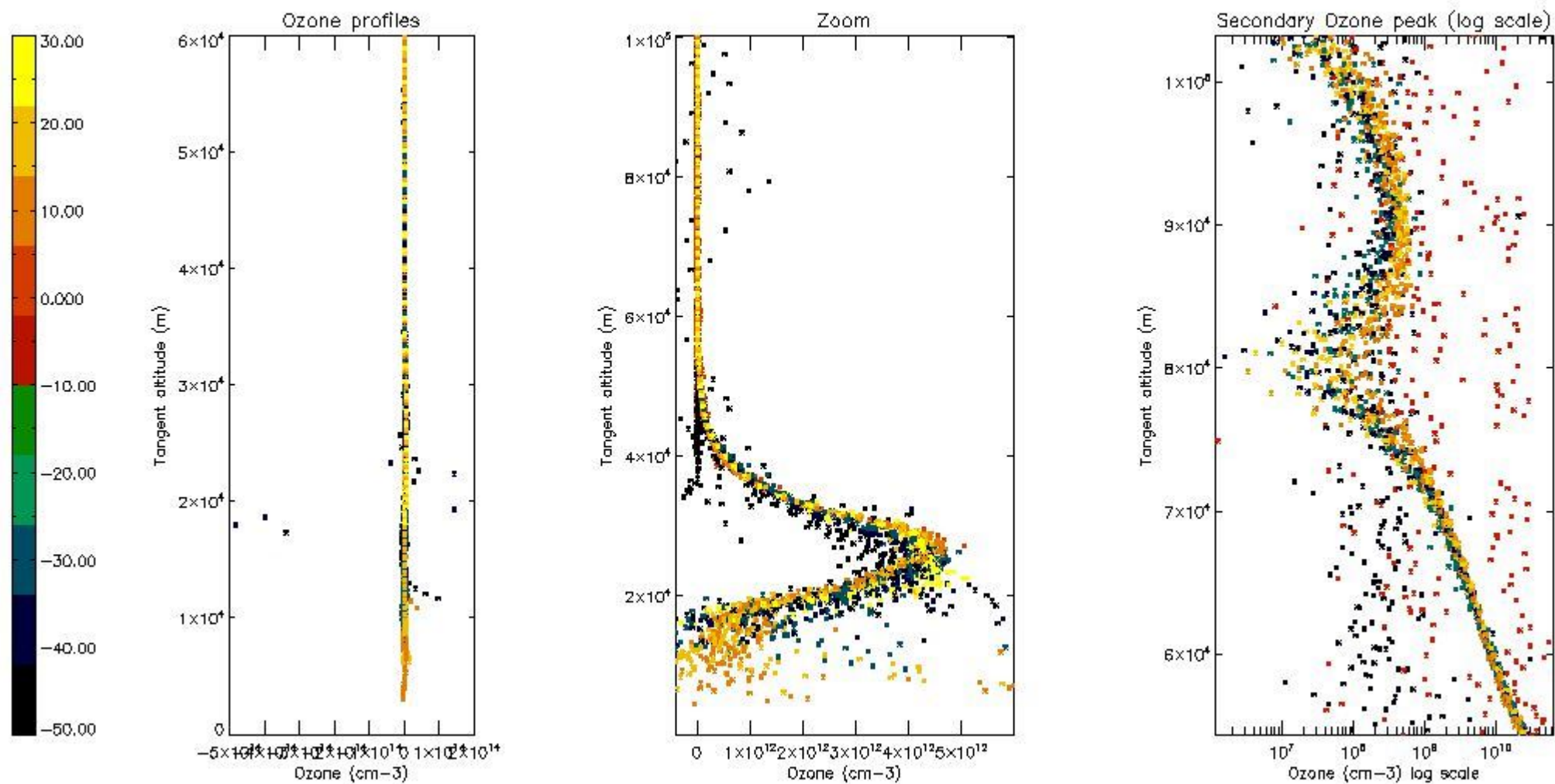
So, the table below shows the percentage of dark limb and valid observations for each criteria with respect to the overall valid daily observations.

Criteria	% of total production
All STD	31
STD < 20	15

STD < 10	12
STD < 5	9

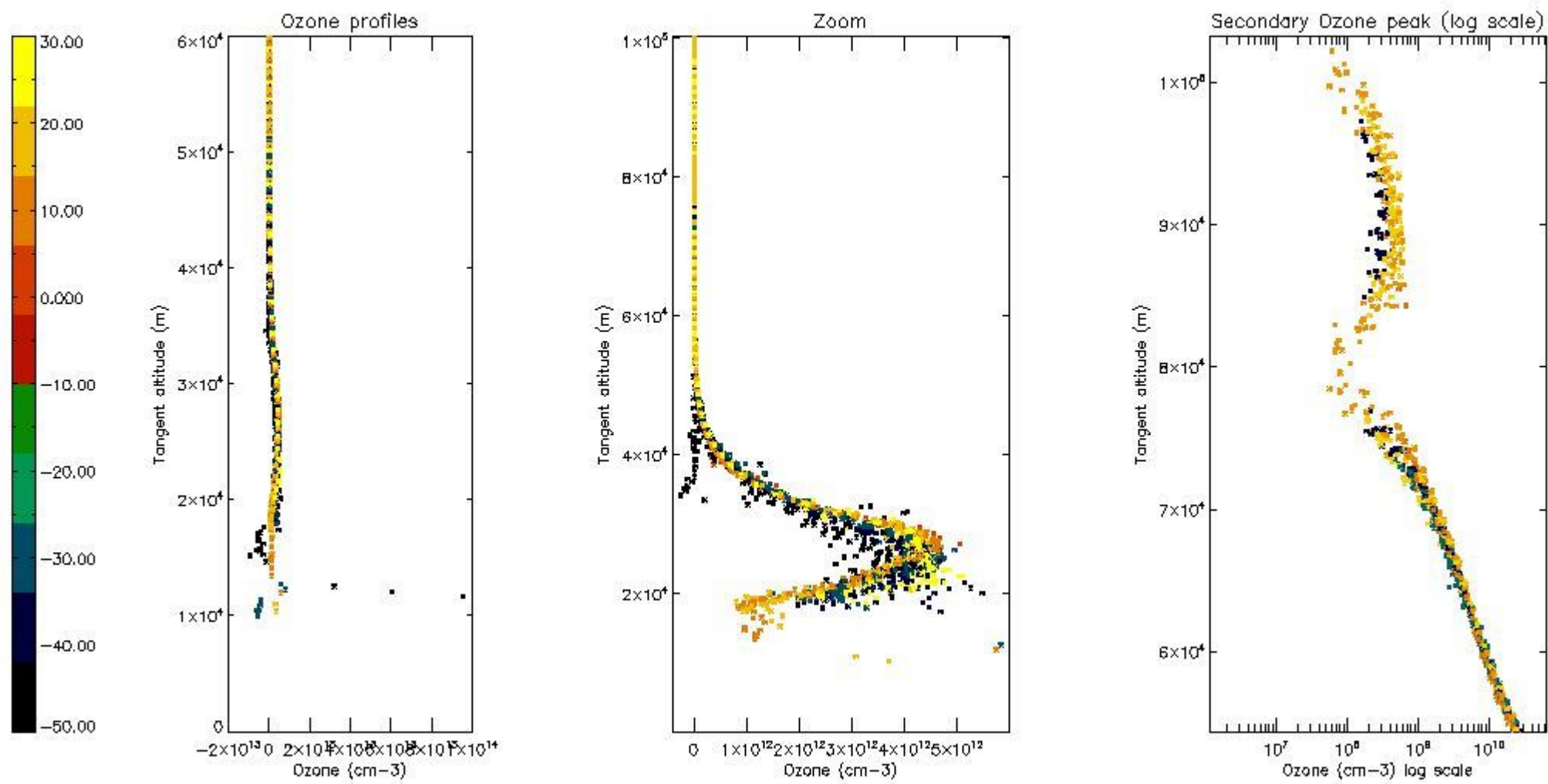
5.2 Plot ozone profiles for all STD (dark without errors)

The colorbar represents the latitude.



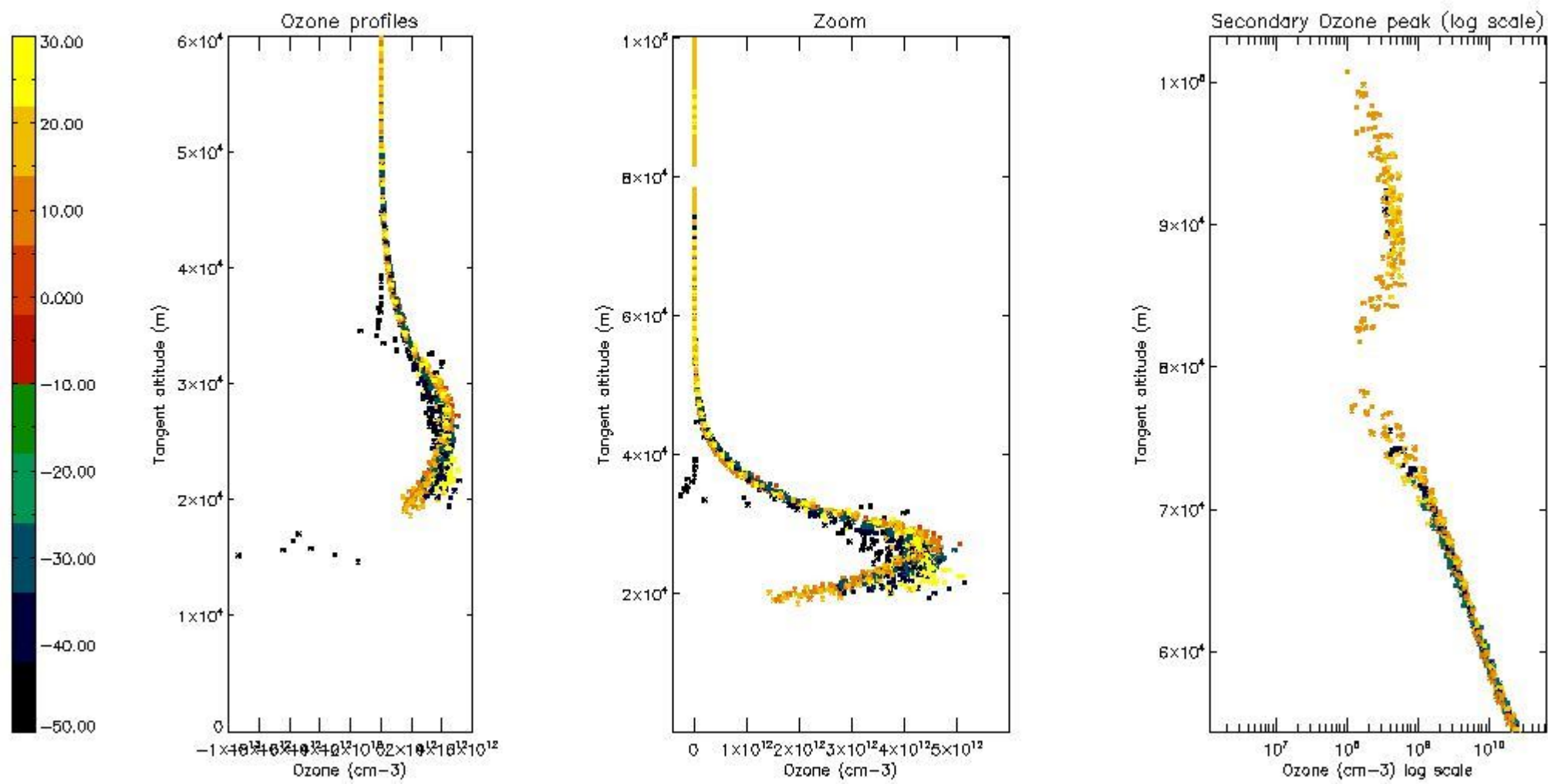
5.3 Plot ozone profiles where STD < 20% (dark without errors)

The colorbar represents the latitude.



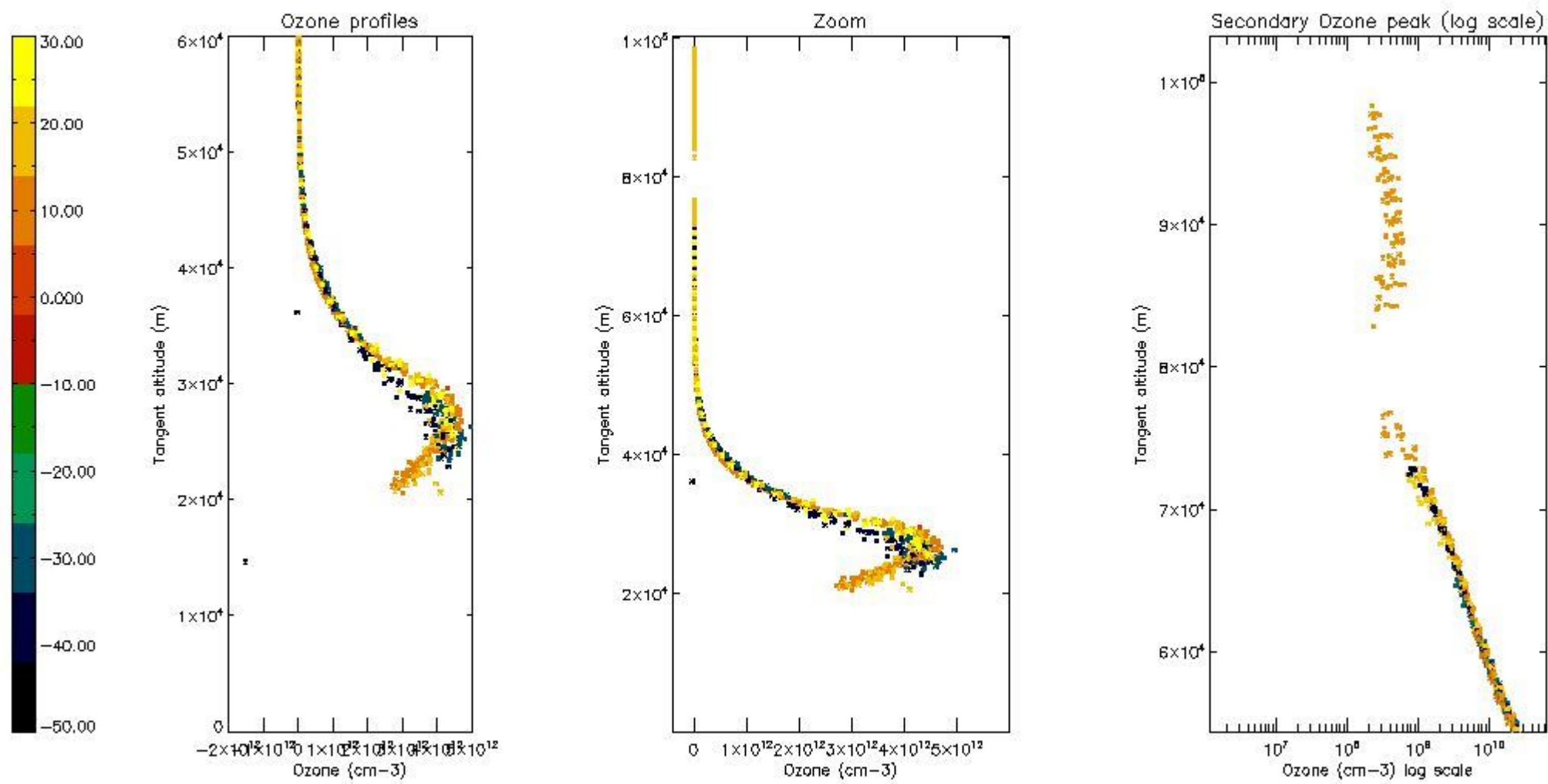
5.4 Plot ozone profiles where STD < 10% (dark without errors)

The colorbar represents the latitude.



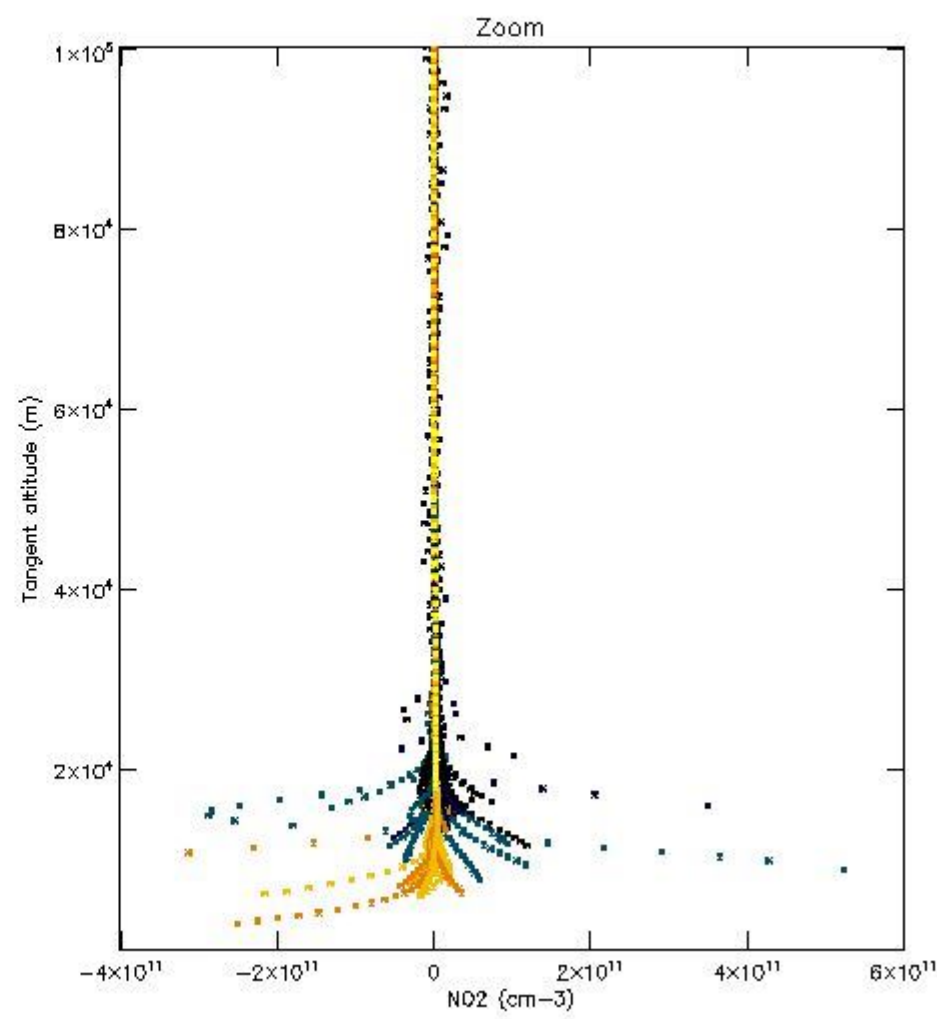
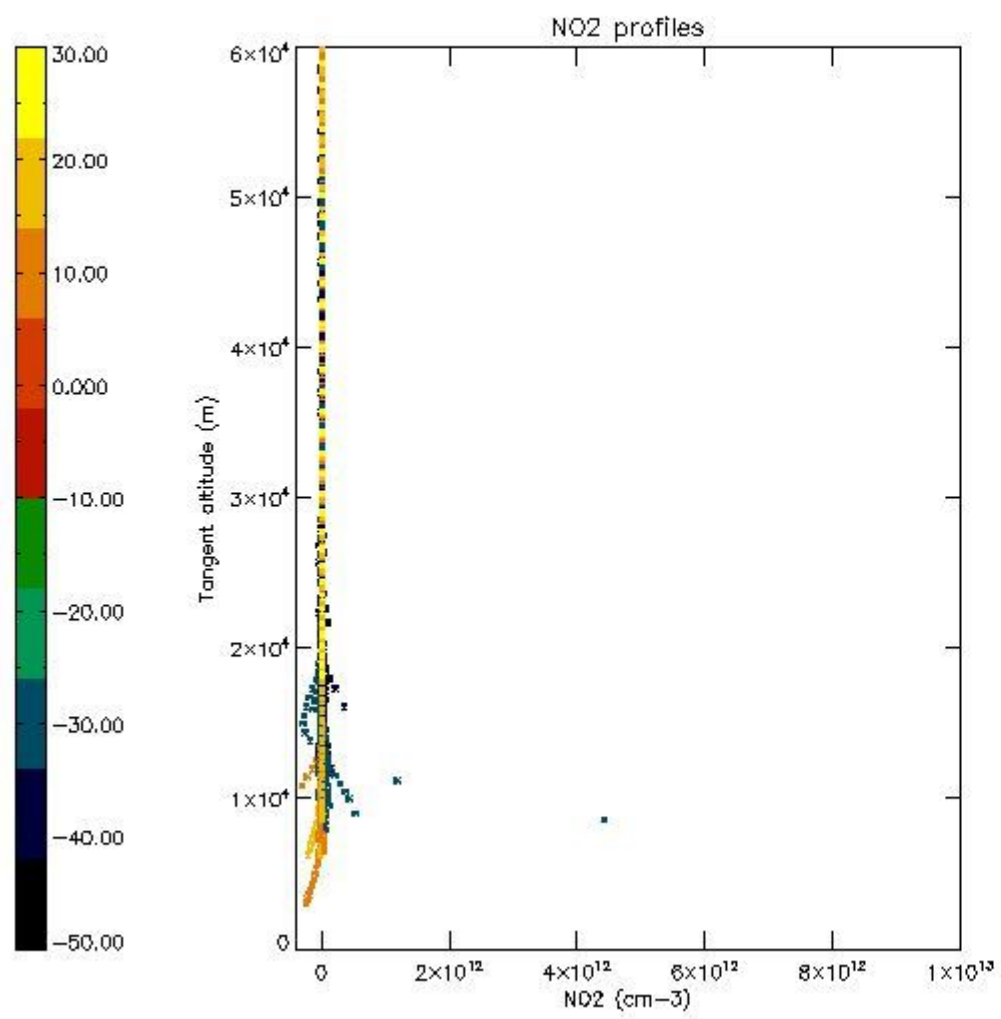
5.5 Plot ozone profiles where STD < 5% (dark without errors)

The colorbar represents the latitude.



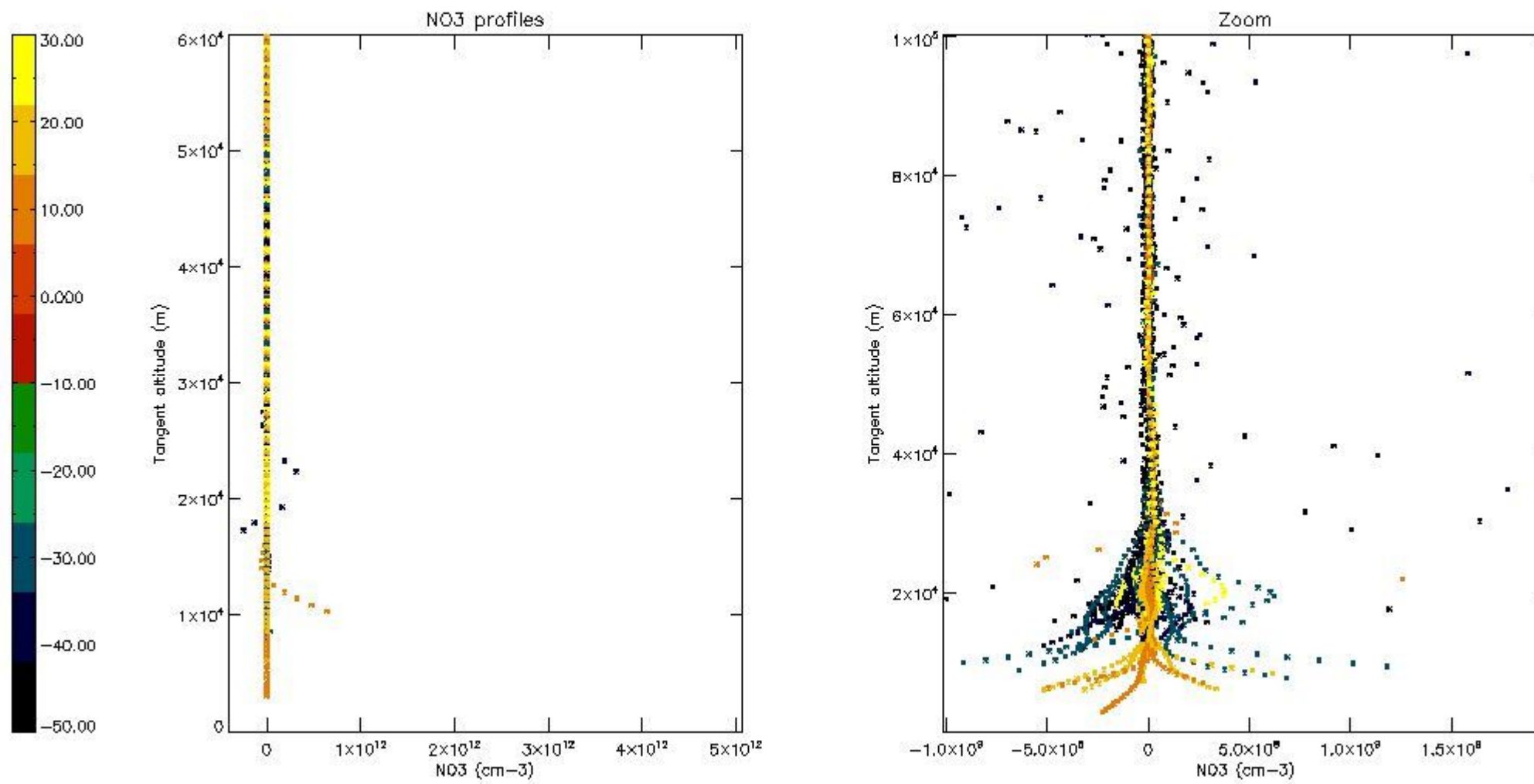
5.6 Plot NO₂ profiles for all STD (dark without errors)

The colorbar represents the latitude.



5.7 Plot NO3 profiles for all STD (dark without errors)

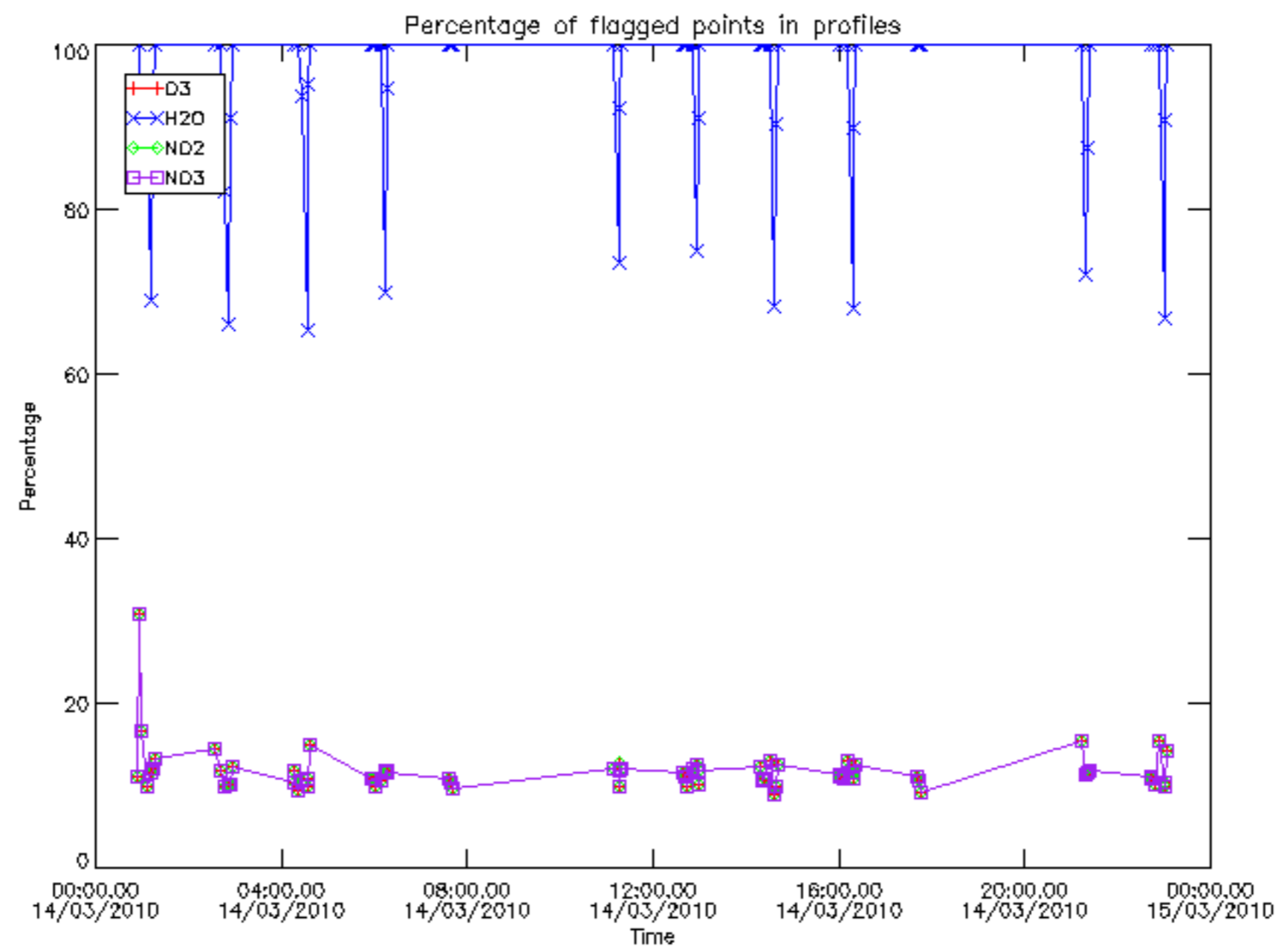
The colorbar represents the latitude.



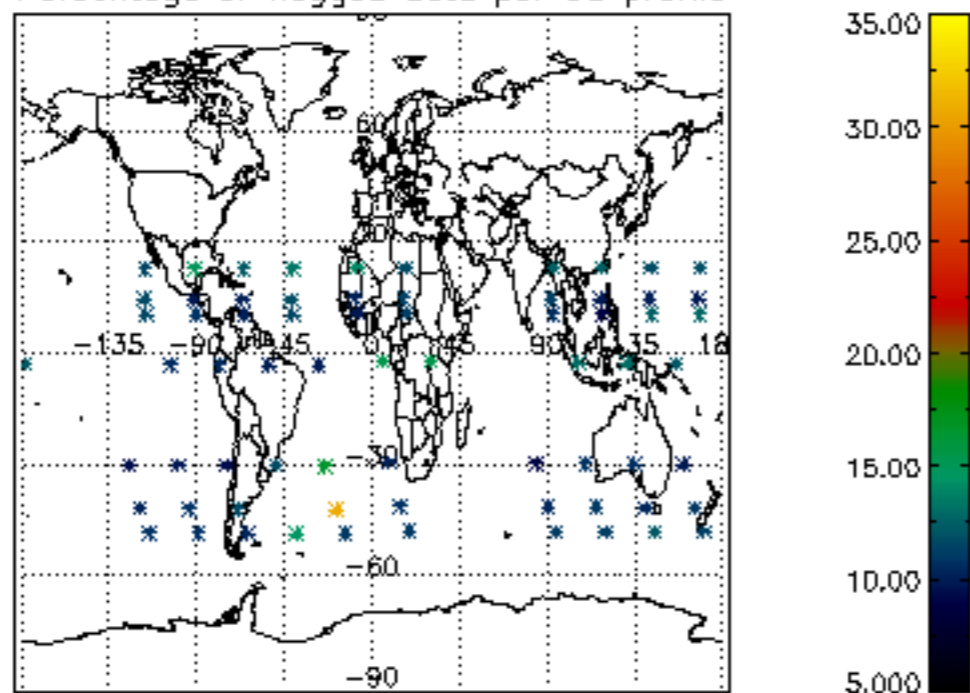
6. Auxiliary Data Files used for the production reported in section 2

The number reported in the third column indicates since which file (see list in section 2) the corresponding auxiliary file has been used. The fourth column is the date of those product files.

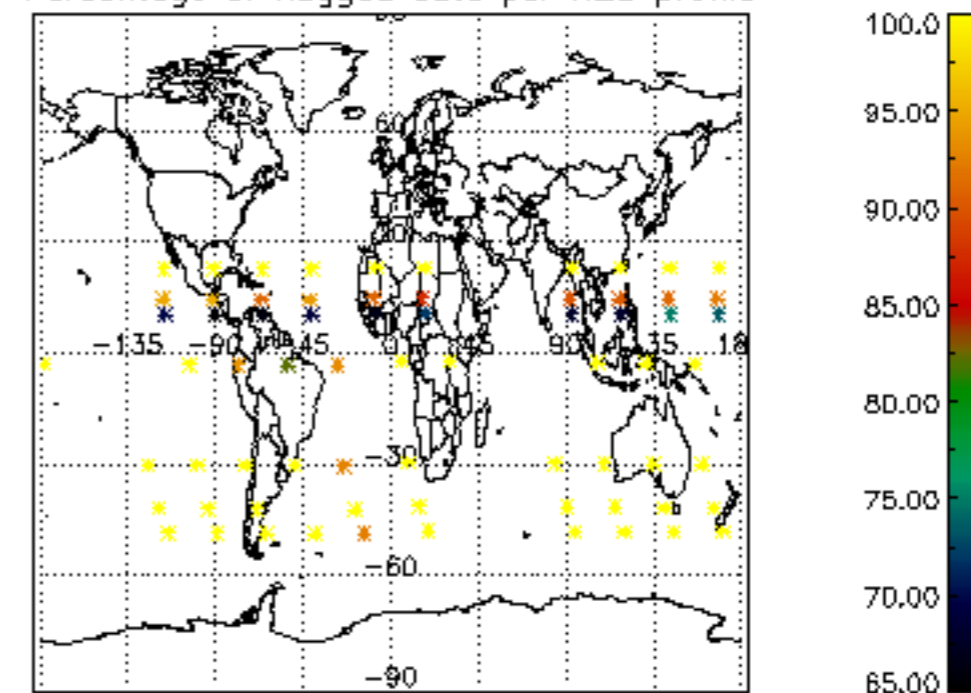
Type	Auxiliary Filename	Used since product	Used since product date
INST_PHYS_CHARACTERISTICS	GOM_INS_AXVIEC20091111_143220_20030716_120000_20500101_000000	1	14-MAR-2010 00:00:11
LEVEL-2_PROC_CONFIG	GOM_PR2_AXVIEC20091111_152718_20020301_000000_20500101_000000	1	14-MAR-2010 00:00:11
CROSS_SECTIONS_FILE	GOM_CRS_AXVIEC20091111_154832_20020301_000000_20500101_000000	1	14-MAR-2010 00:00:11



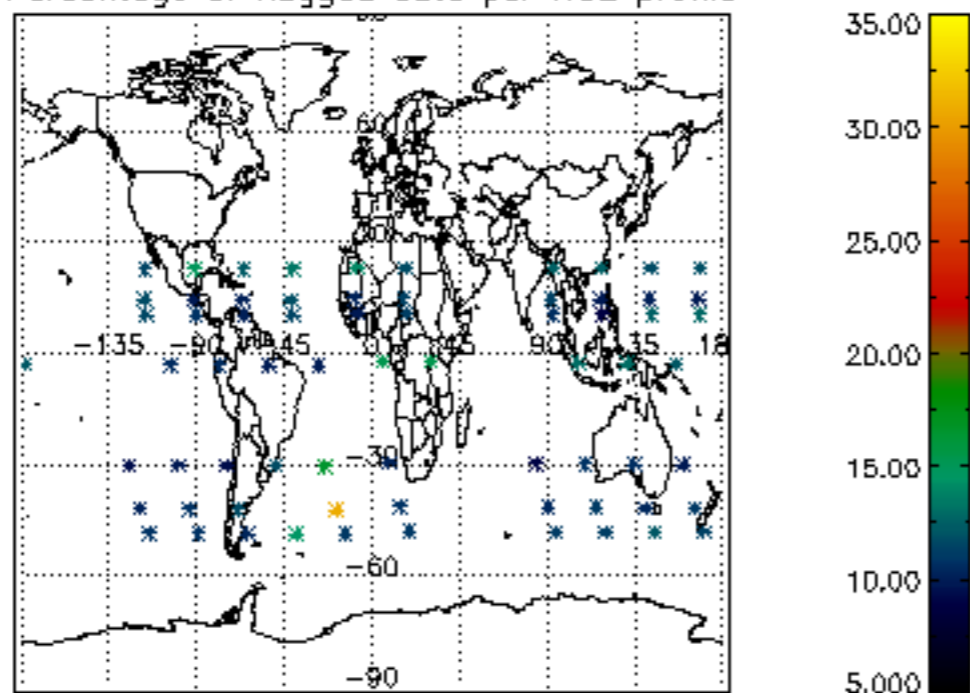
Percentage of flagged data per D3 profile



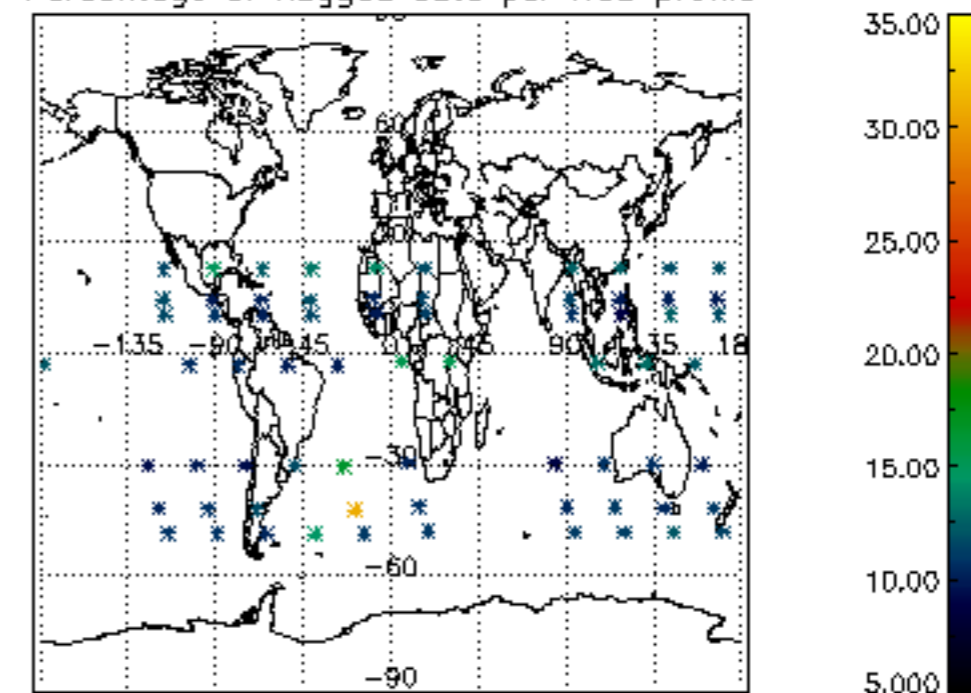
Percentage of flagged data per H2O profile

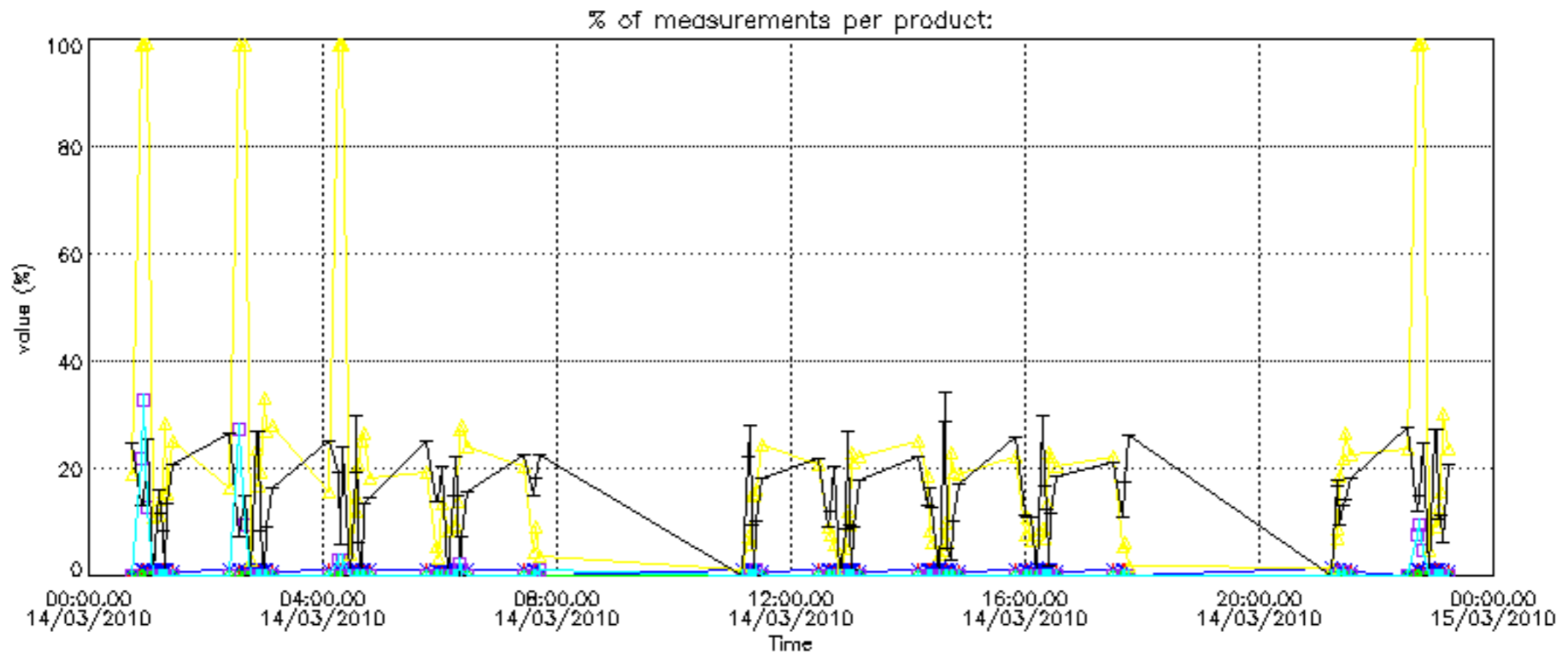


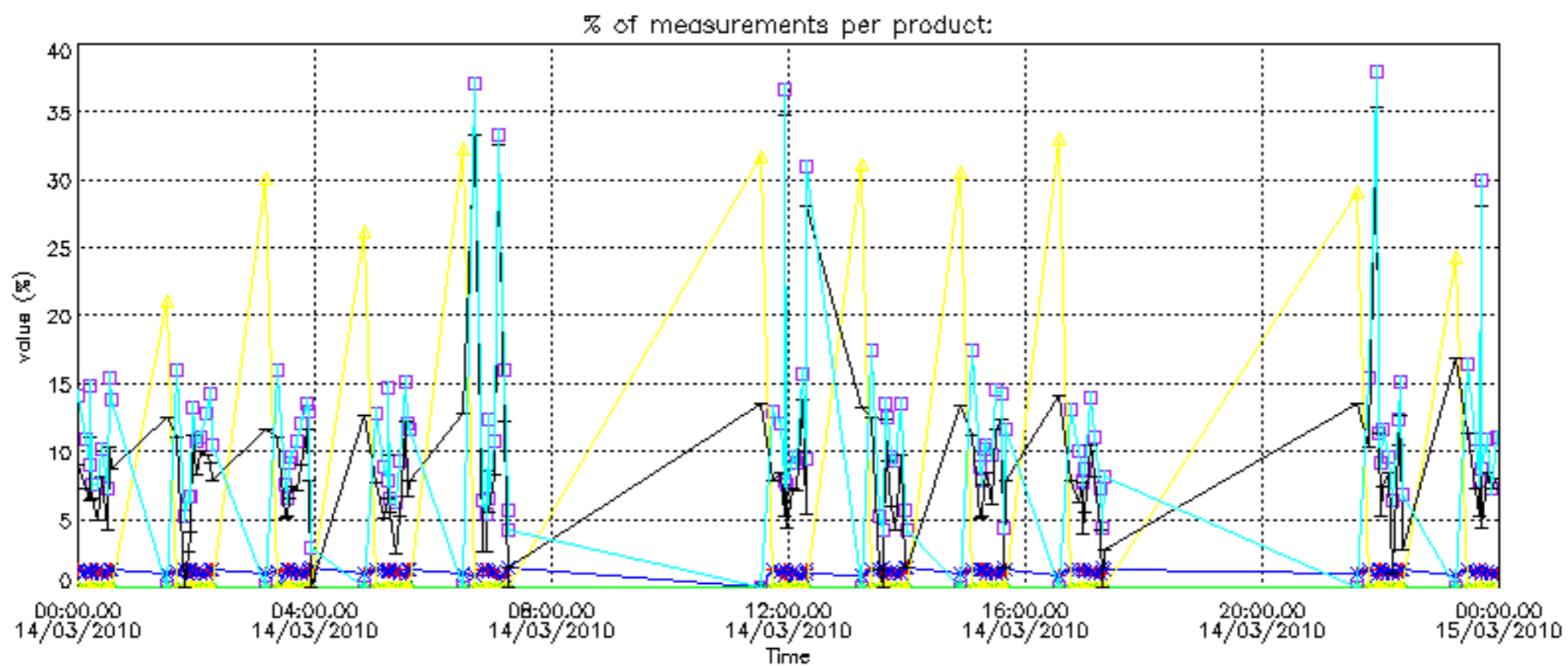
Percentage of flagged data per NO2 profile



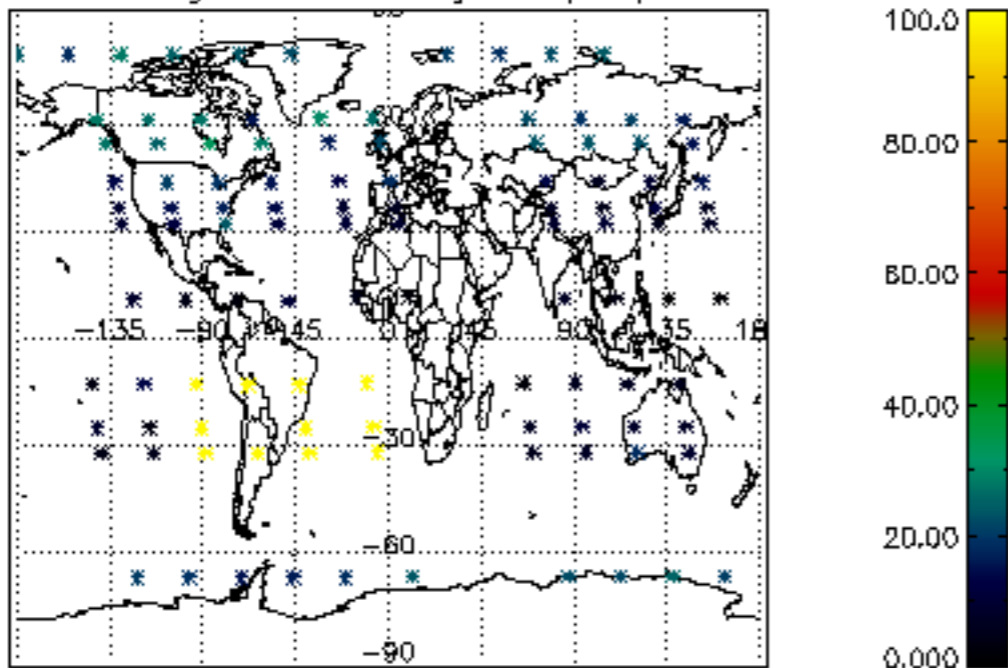
Percentage of flagged data per NO3 profile



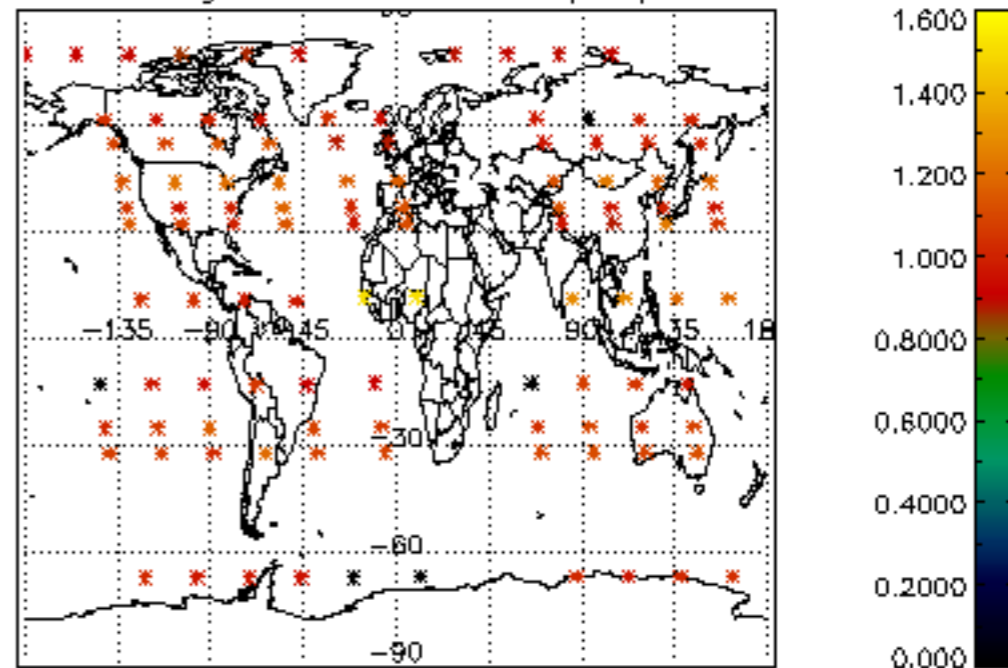




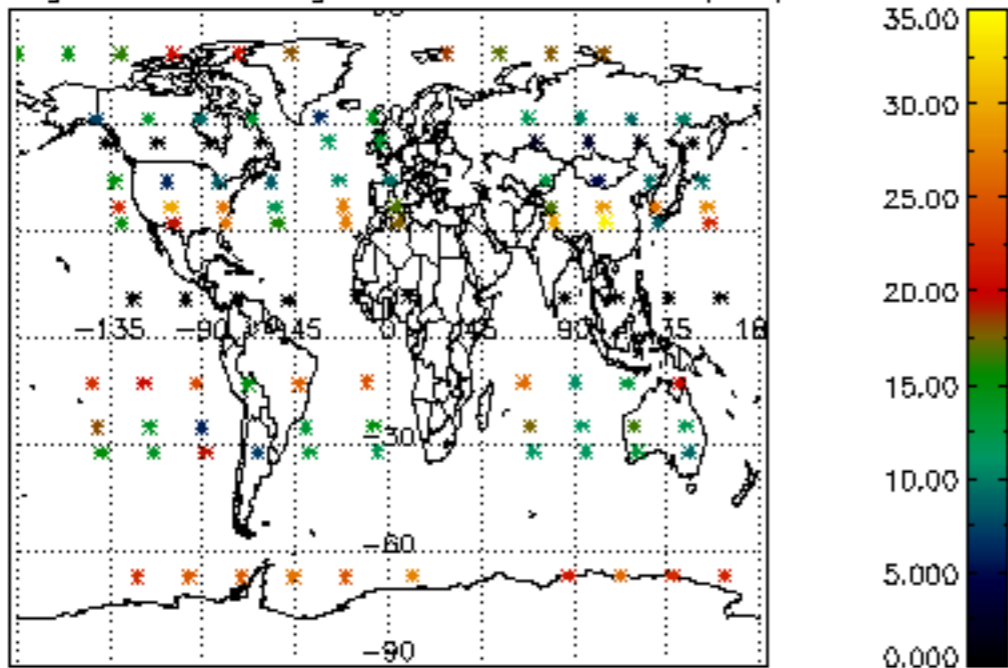
Percentage of cosmic ray hits per profile



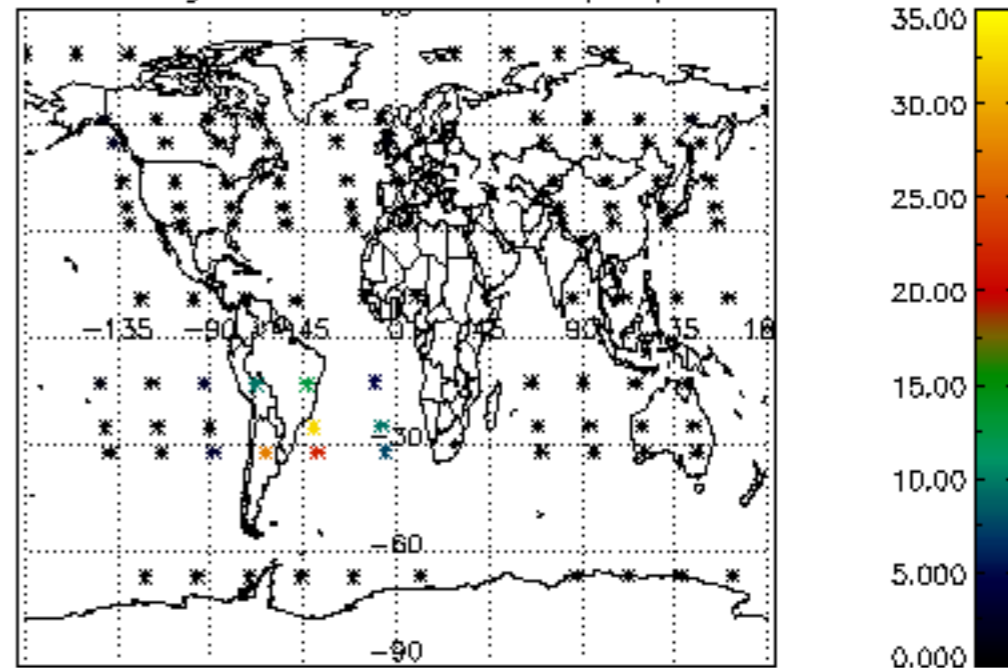
Percentage of datation errors per profile



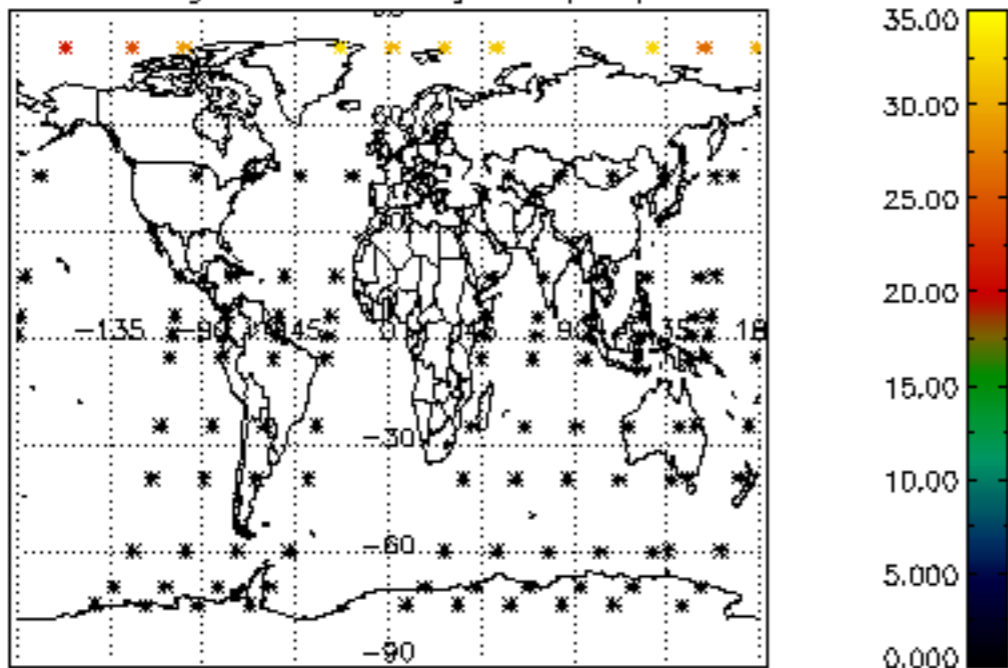
Percentage of star falling outside central band per profile



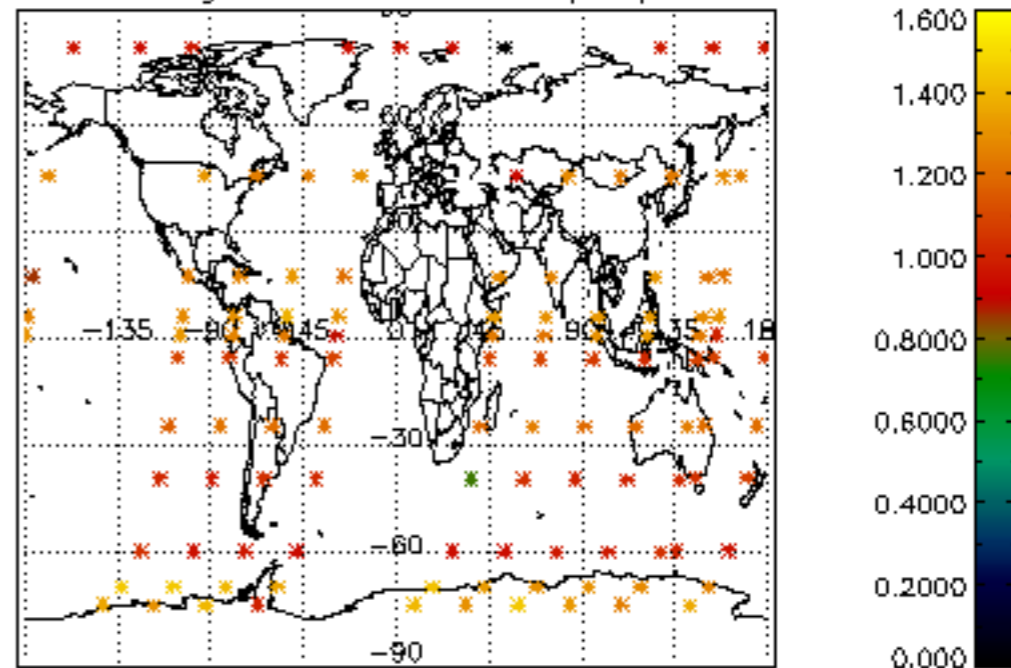
Percentage of saturation errors per profile



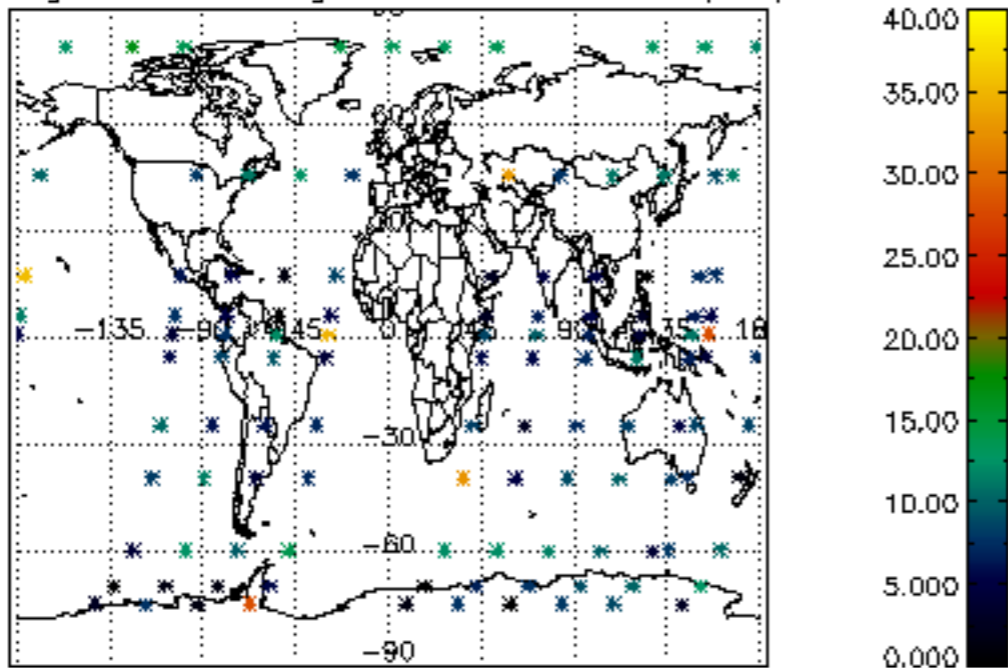
Percentage of cosmic ray hits per profile



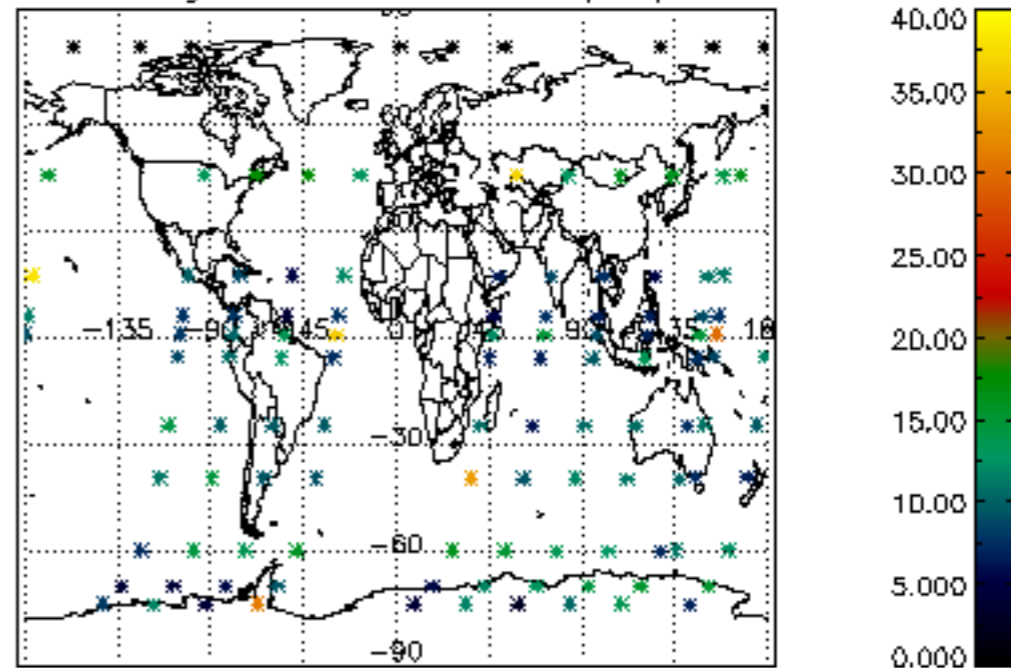
Percentage of datation errors per profile

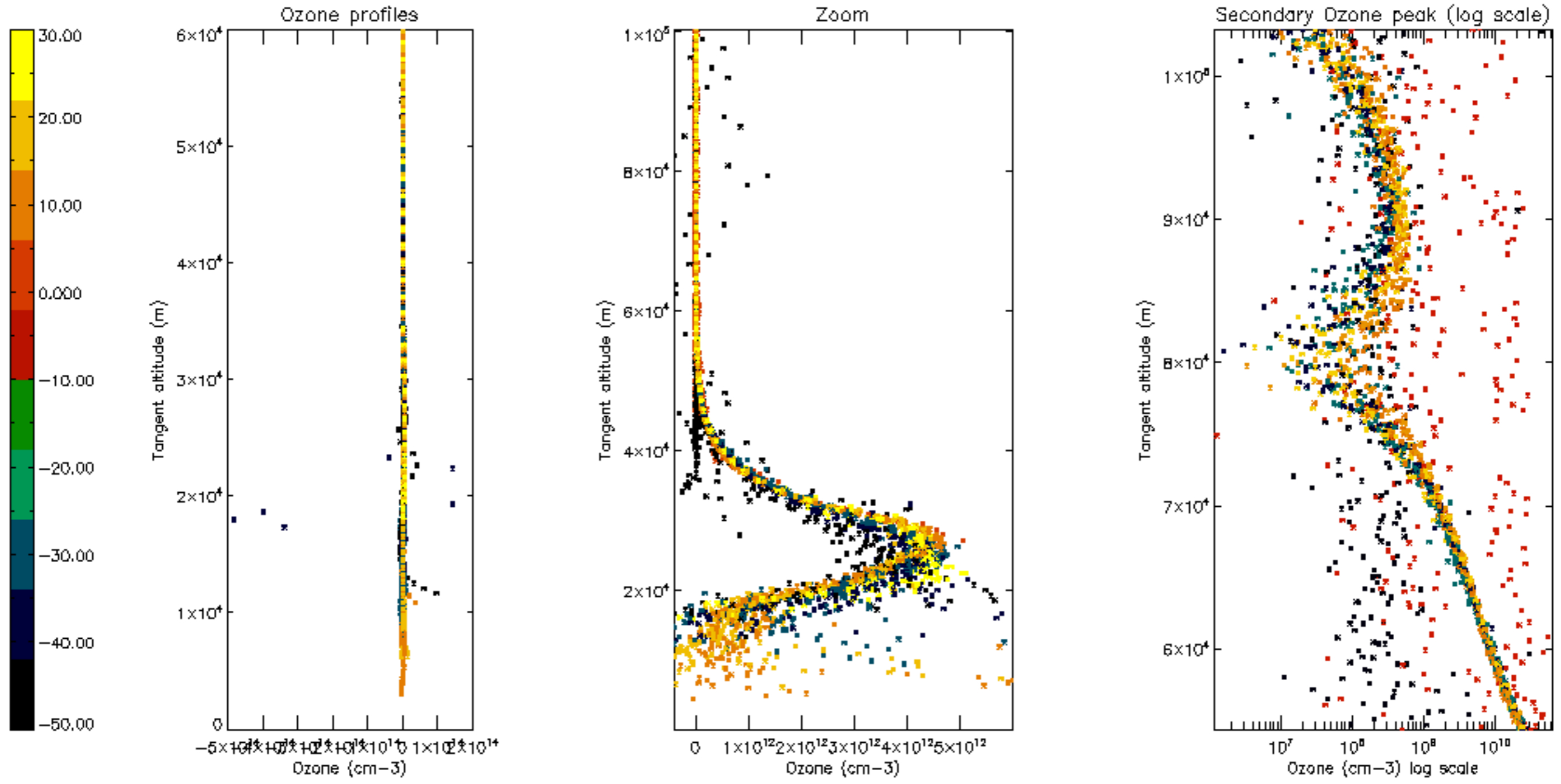


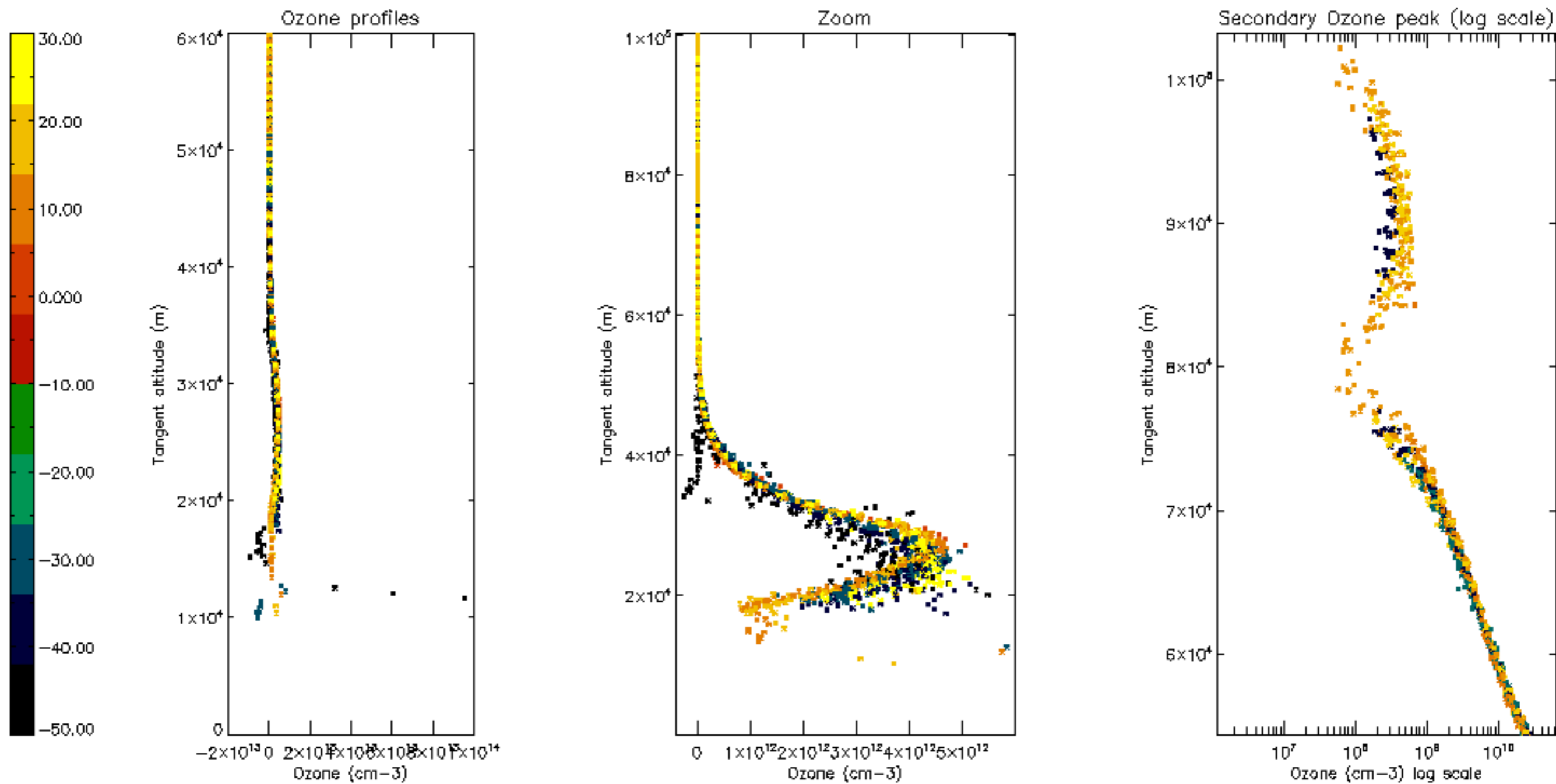
Percentage of star falling outside central band per profile

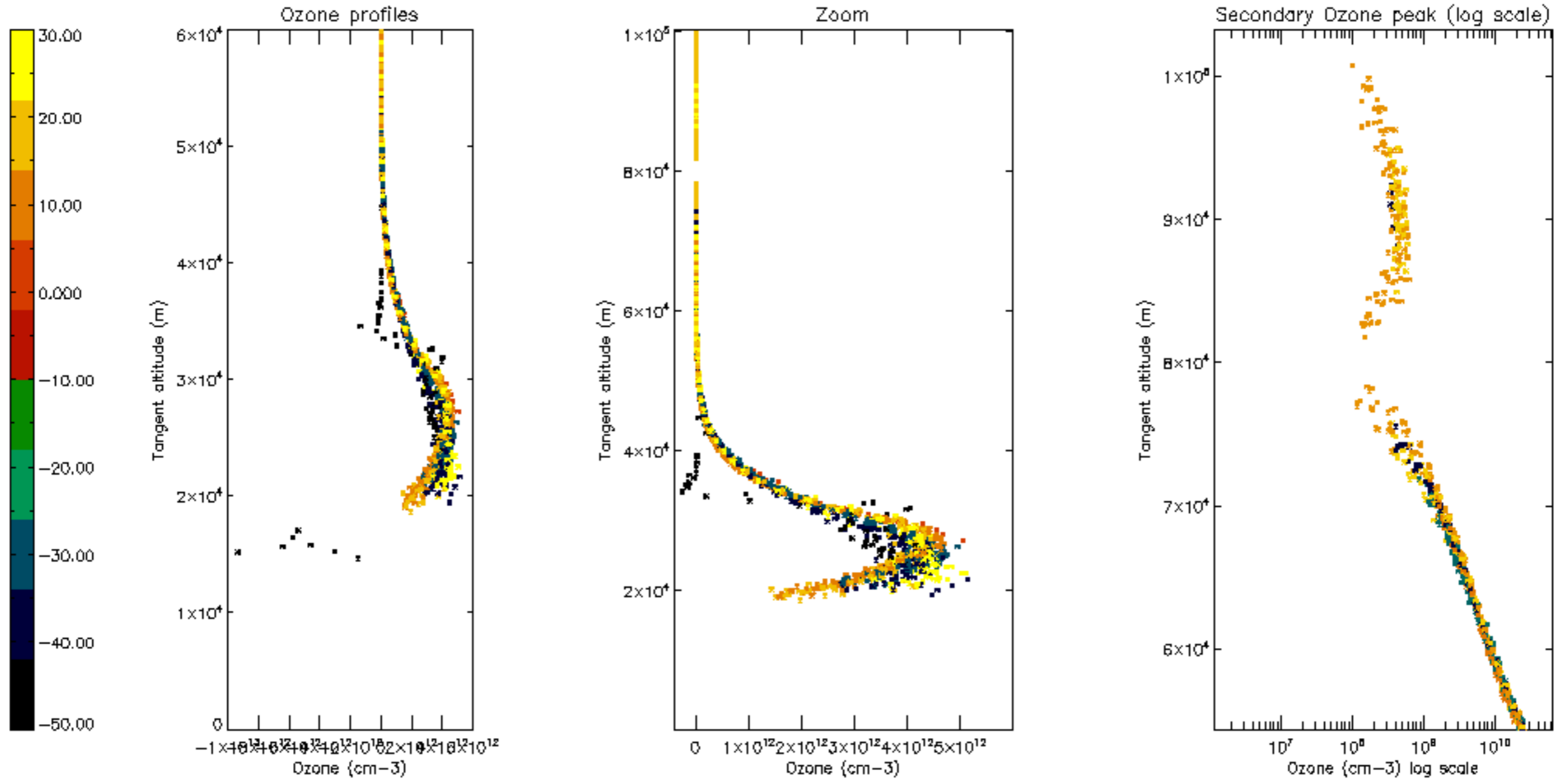


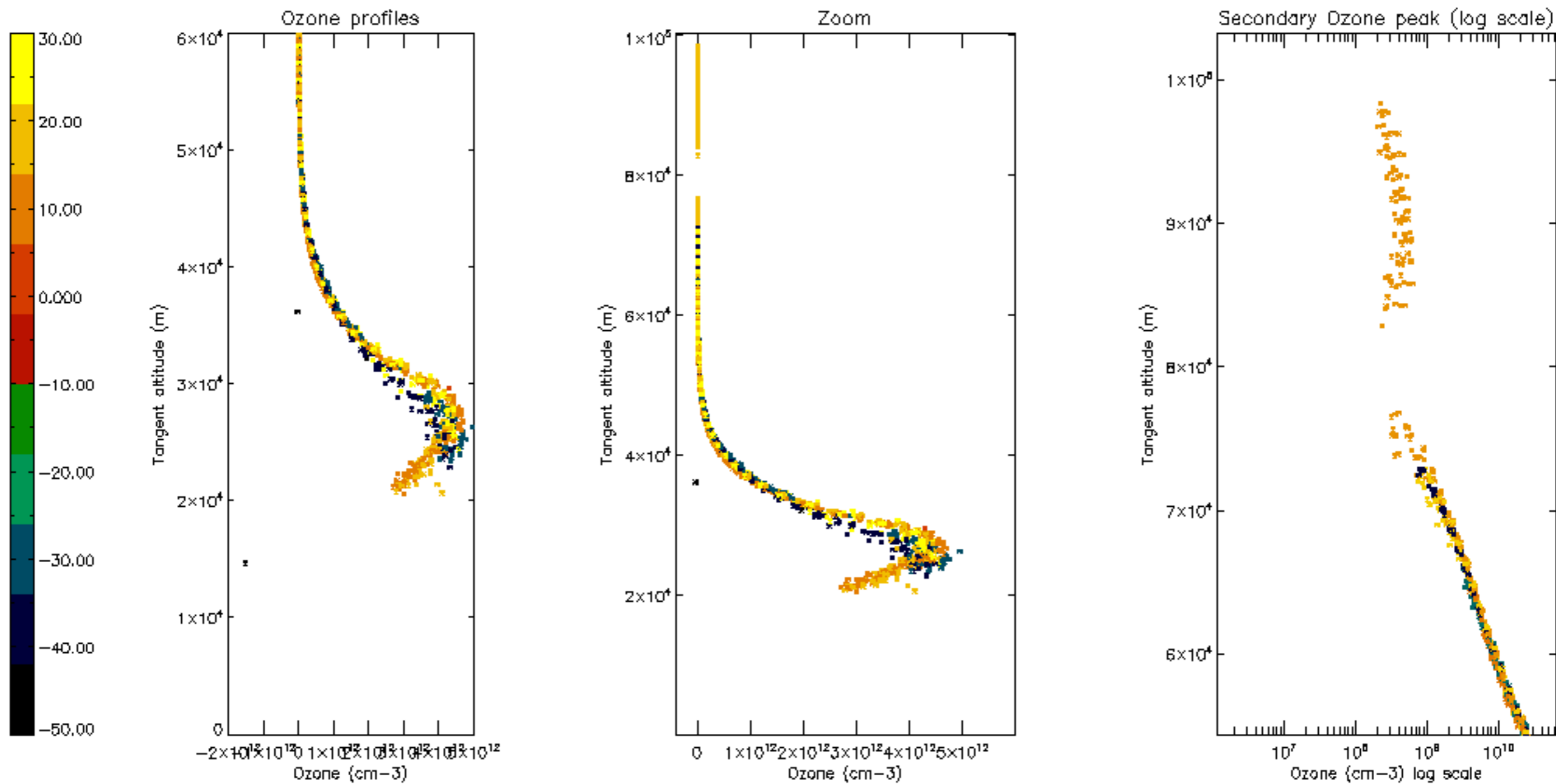
Percentage of saturation errors per profile

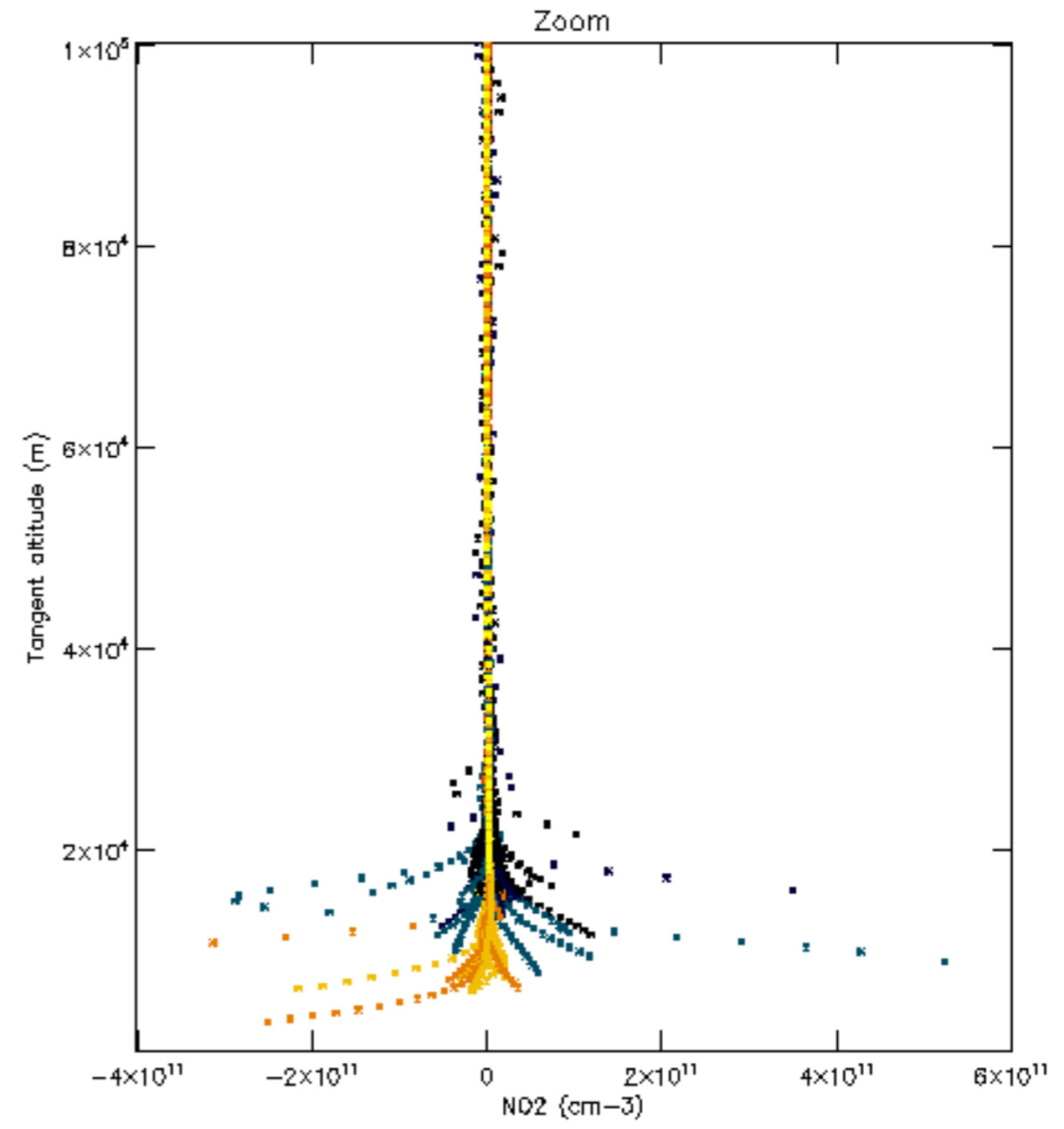
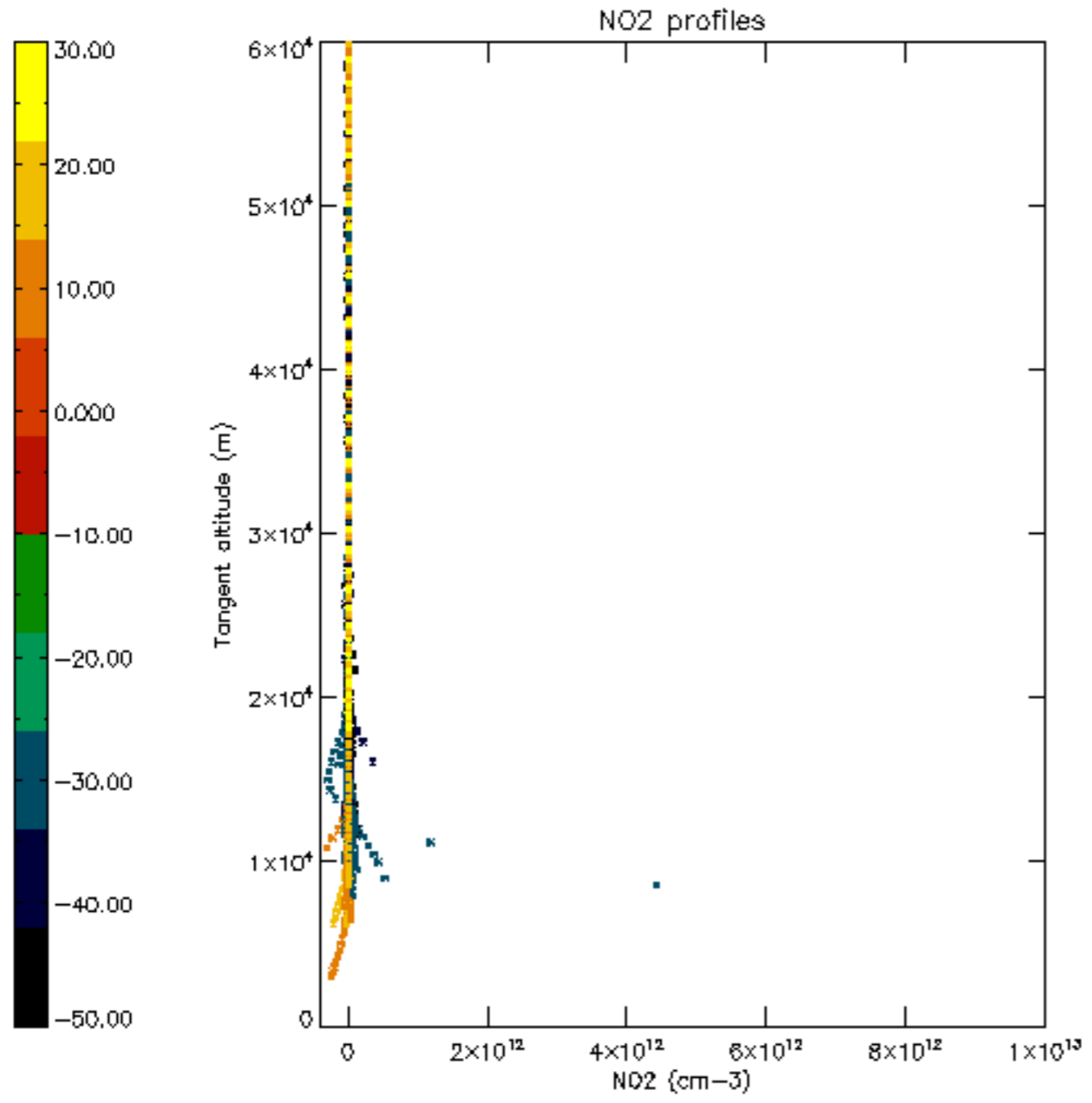


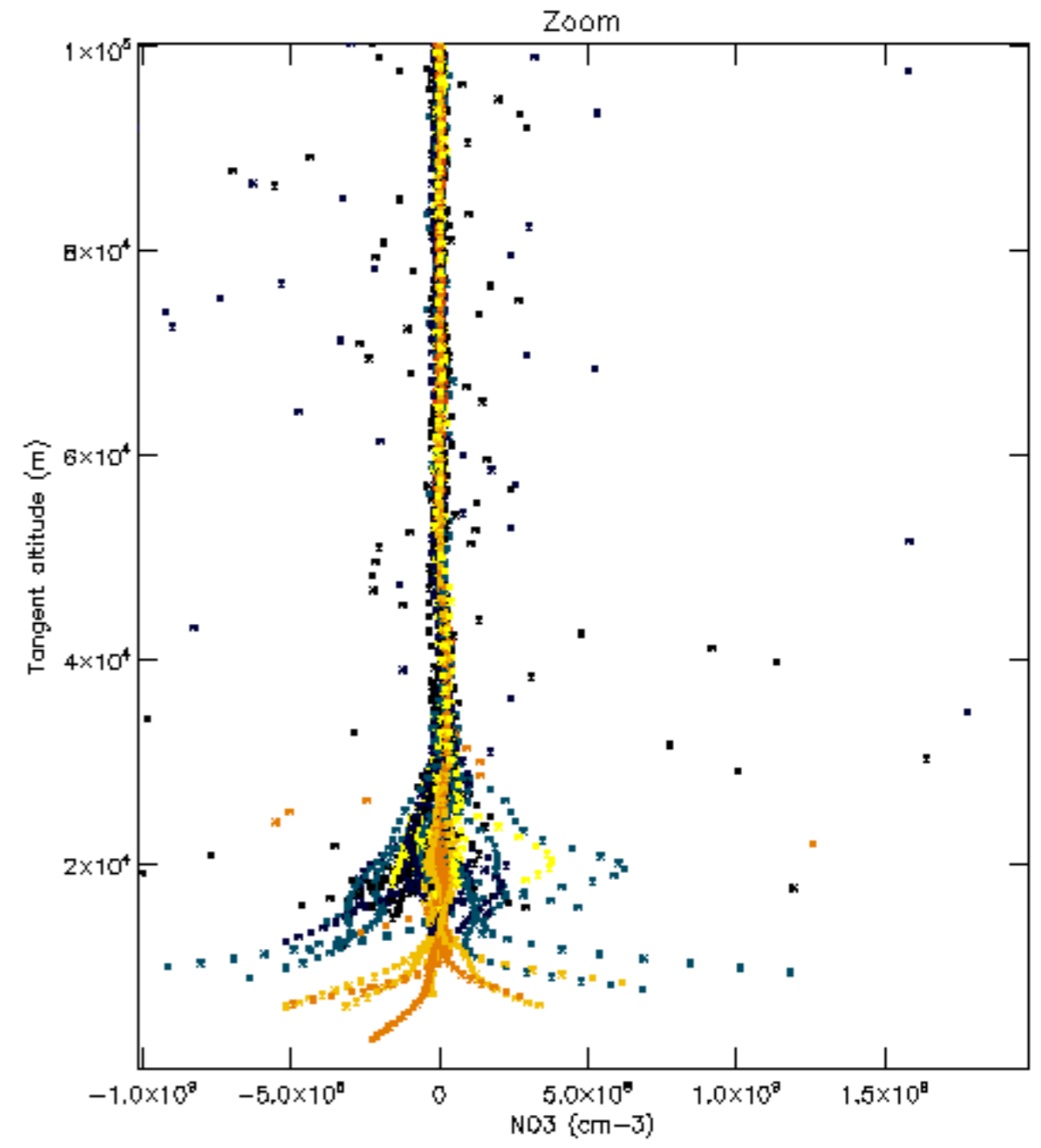
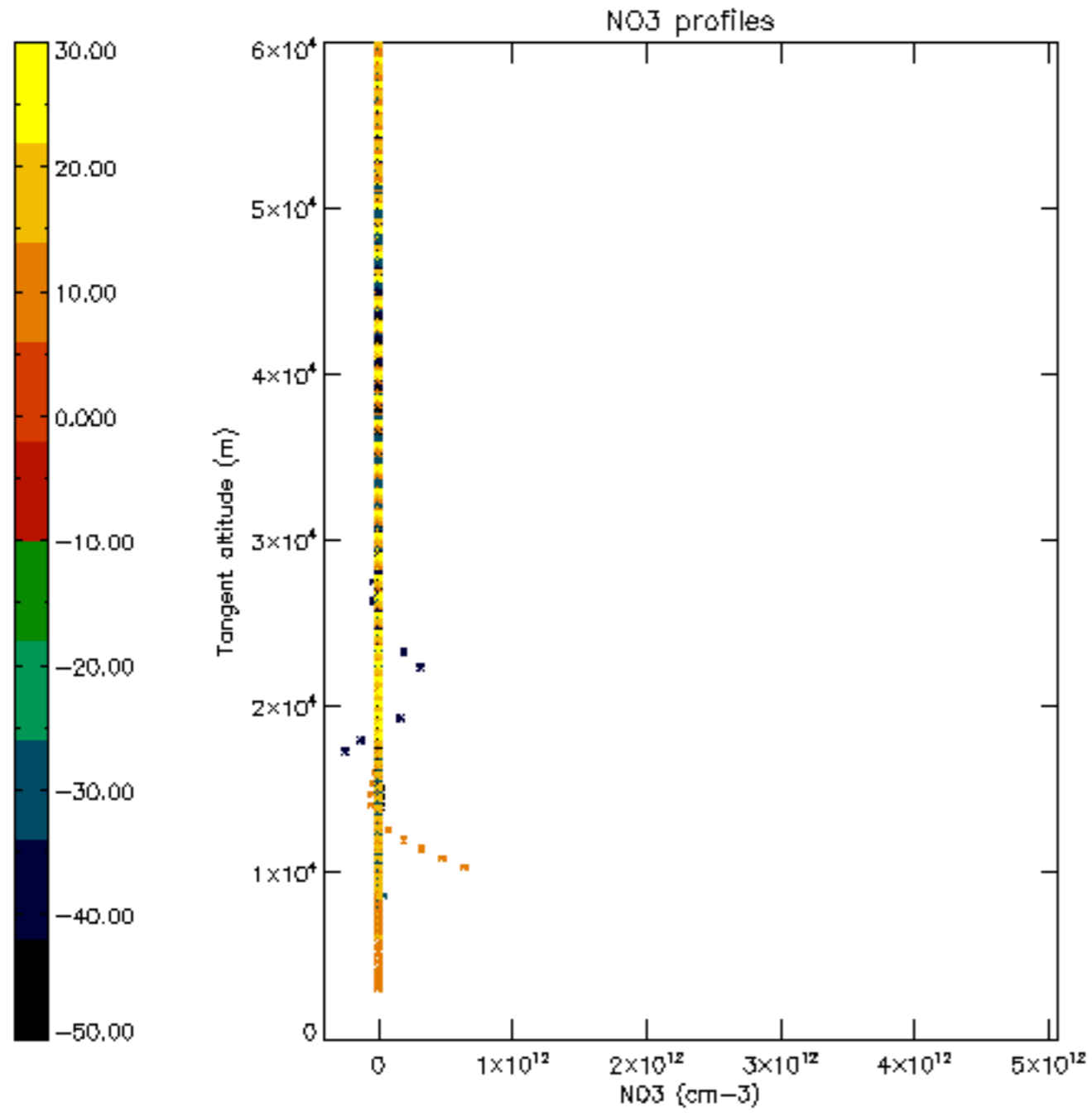


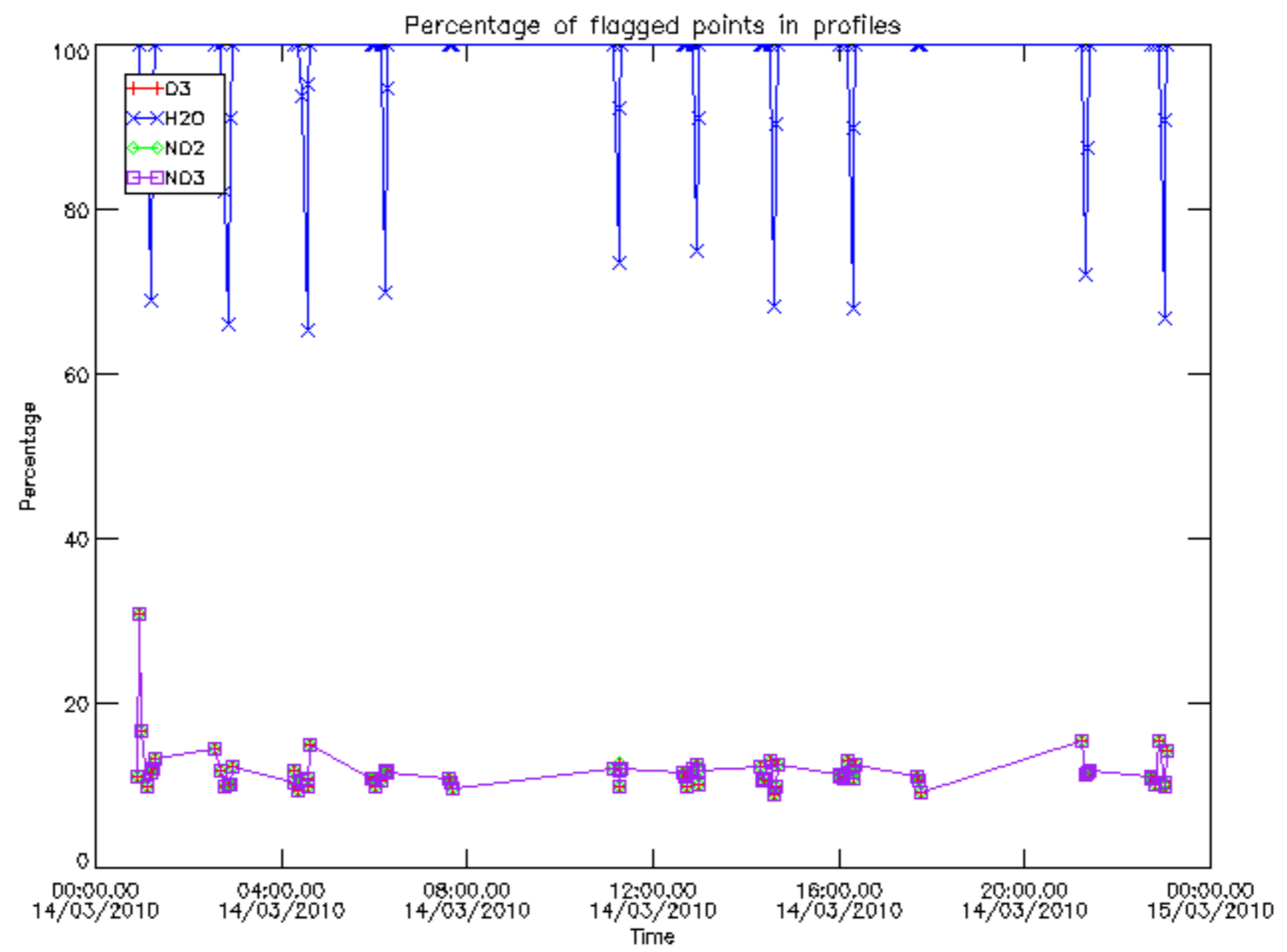




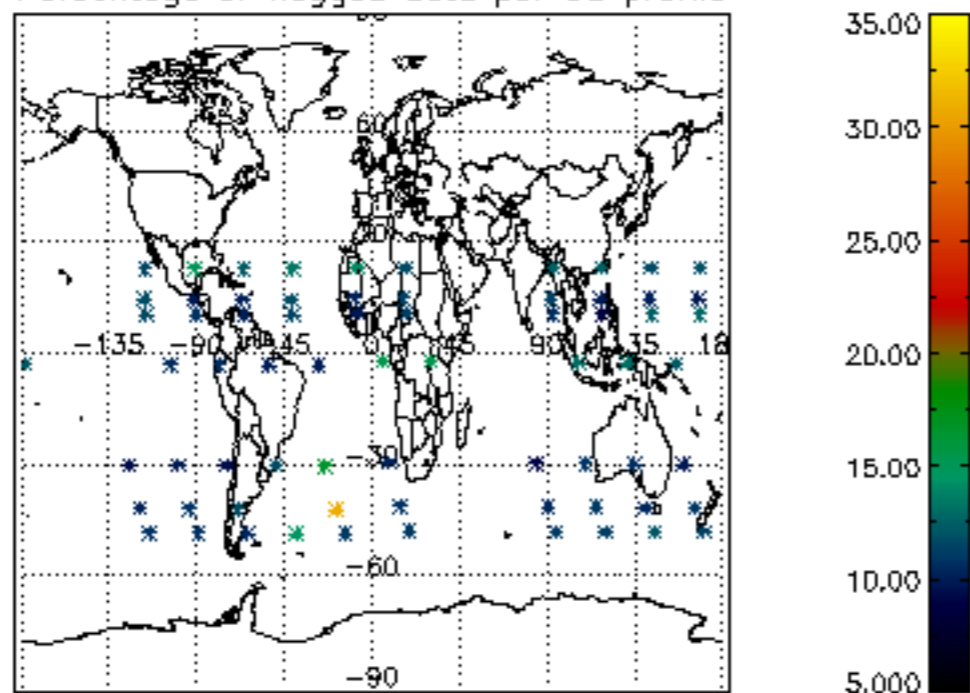




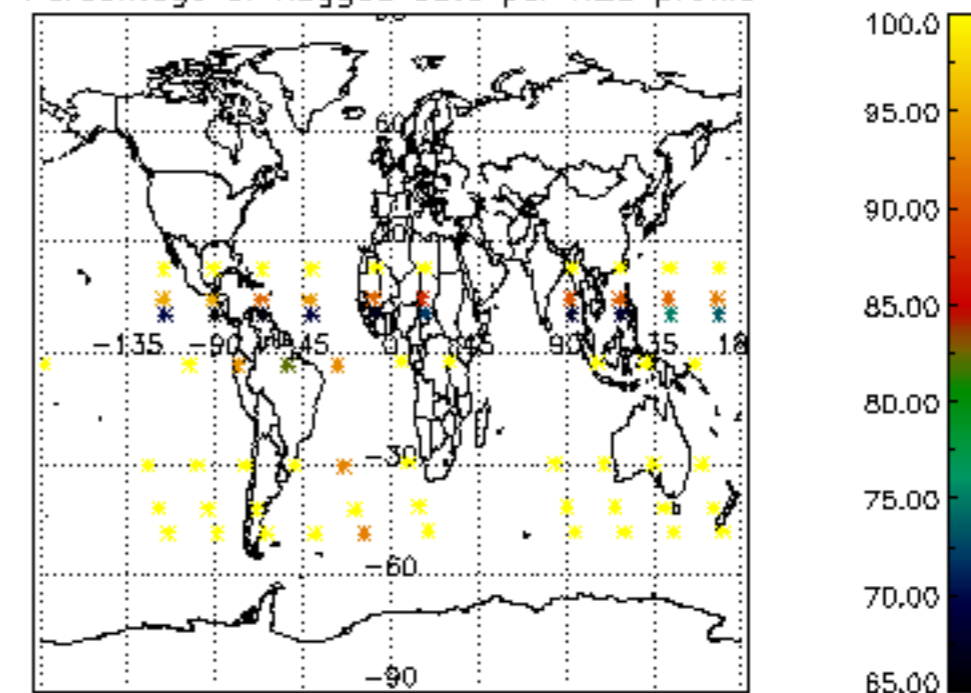




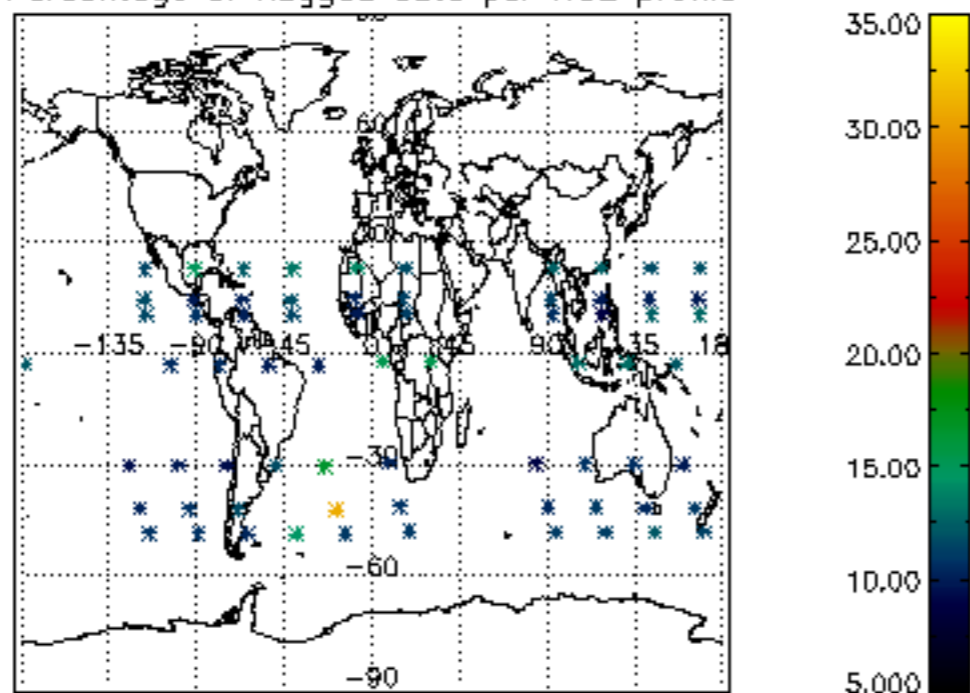
Percentage of flagged data per D3 profile



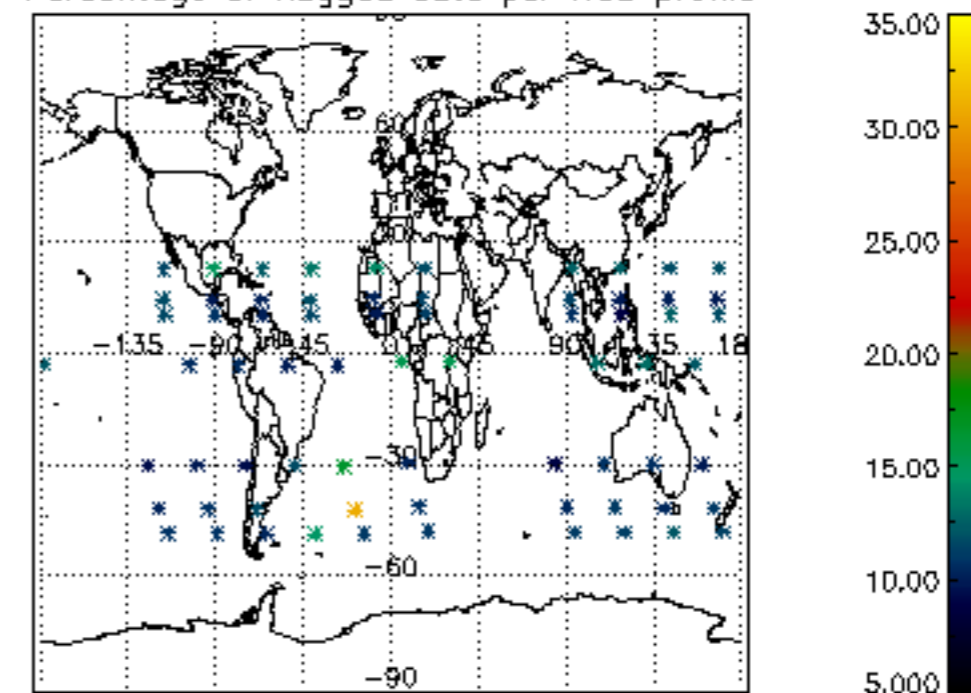
Percentage of flagged data per H2O profile

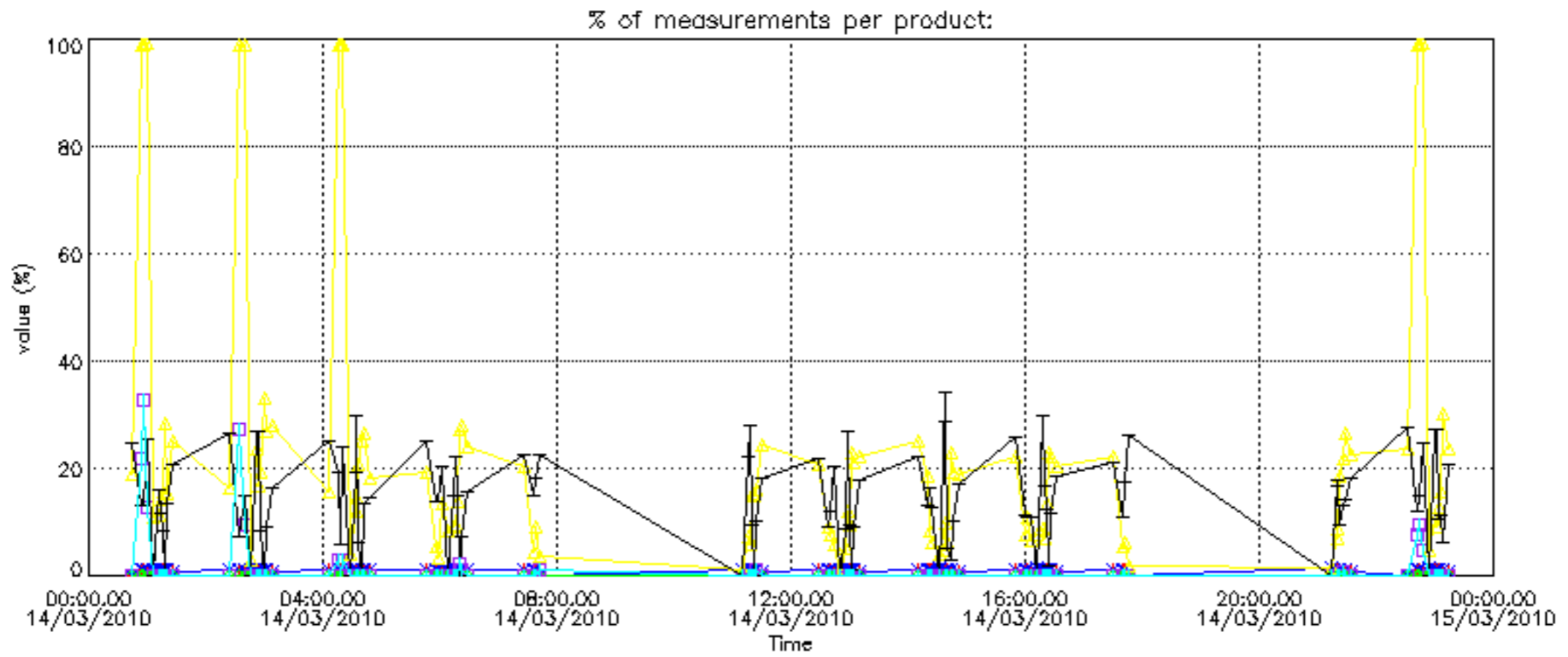


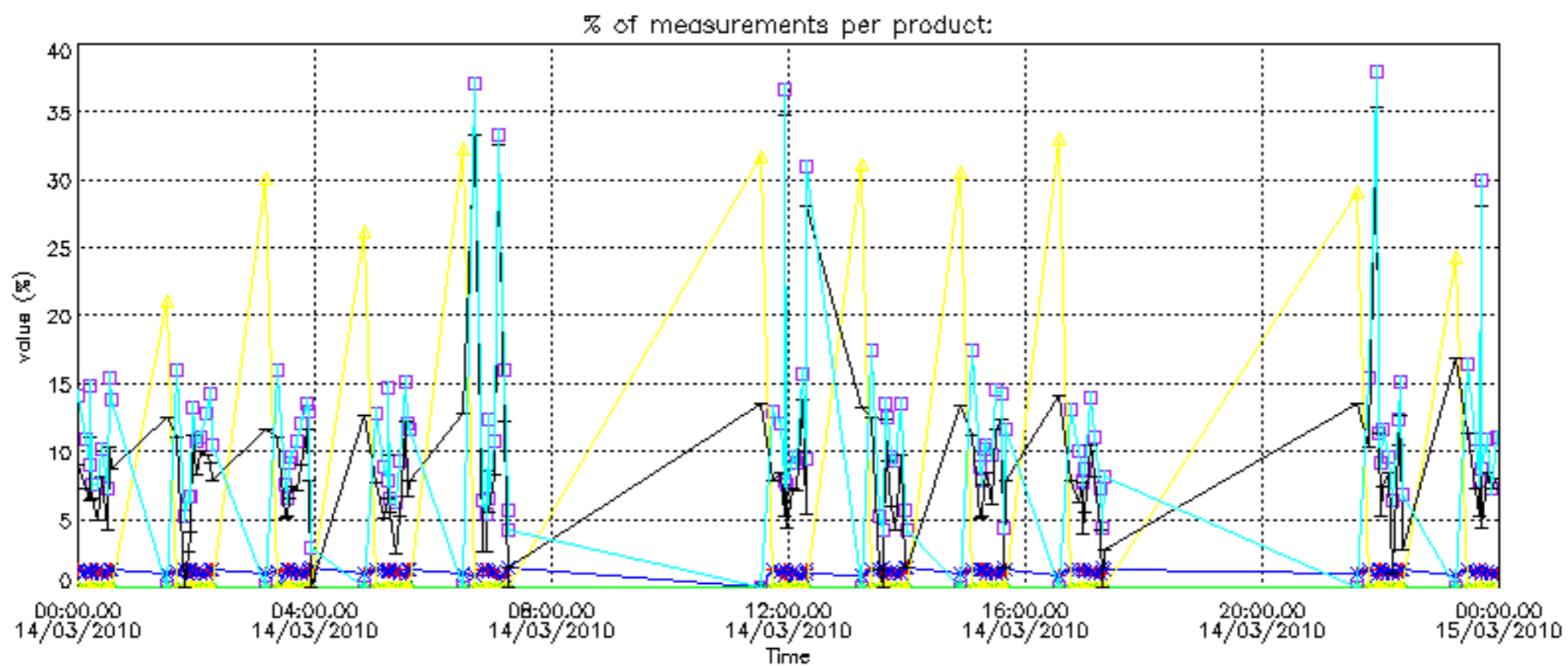
Percentage of flagged data per NO2 profile



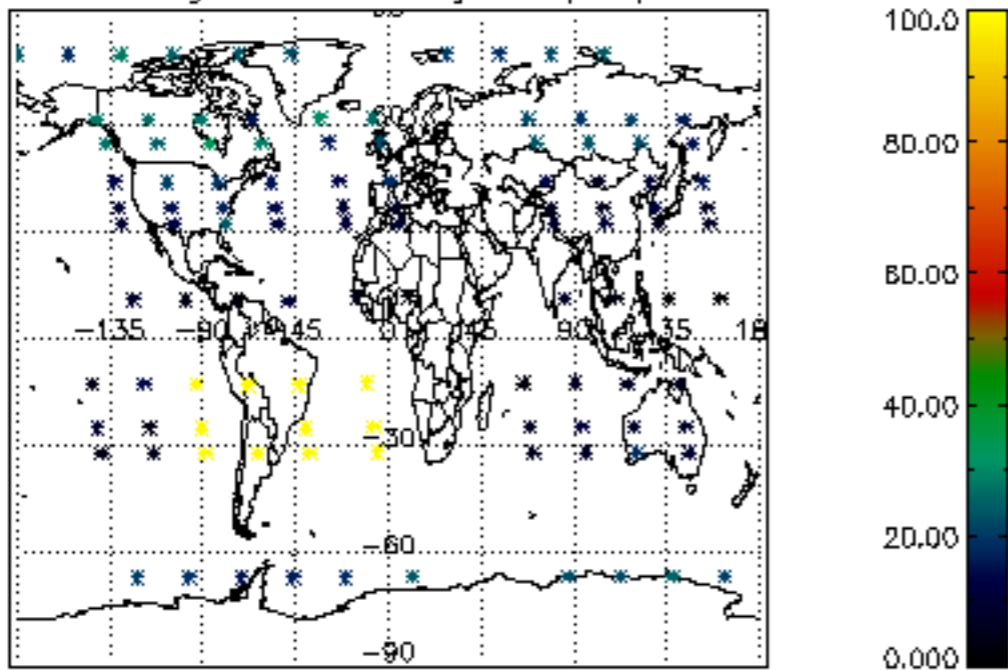
Percentage of flagged data per NO3 profile



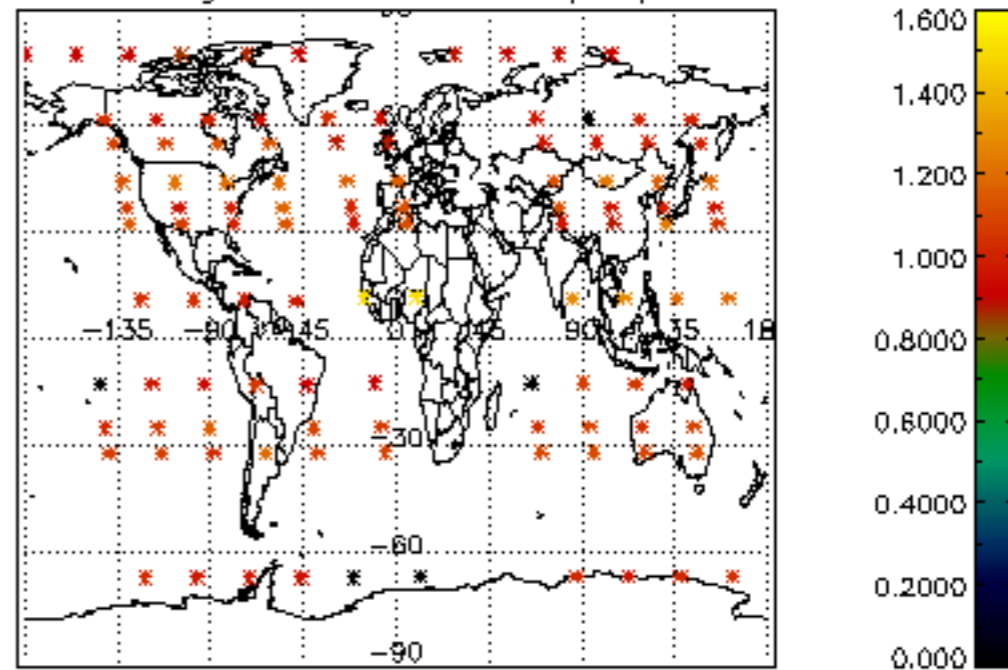




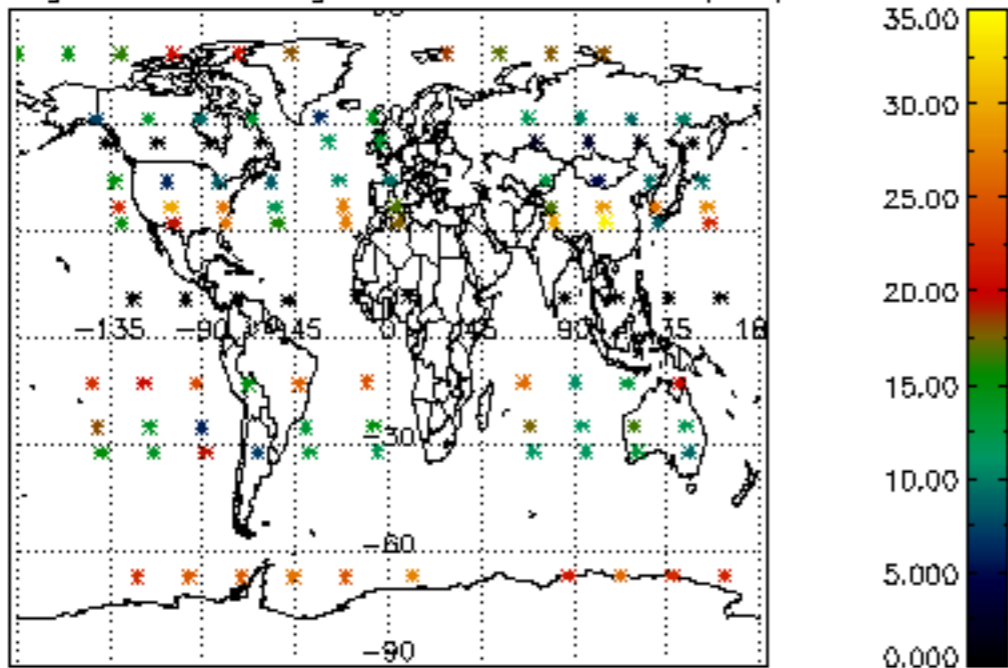
Percentage of cosmic ray hits per profile



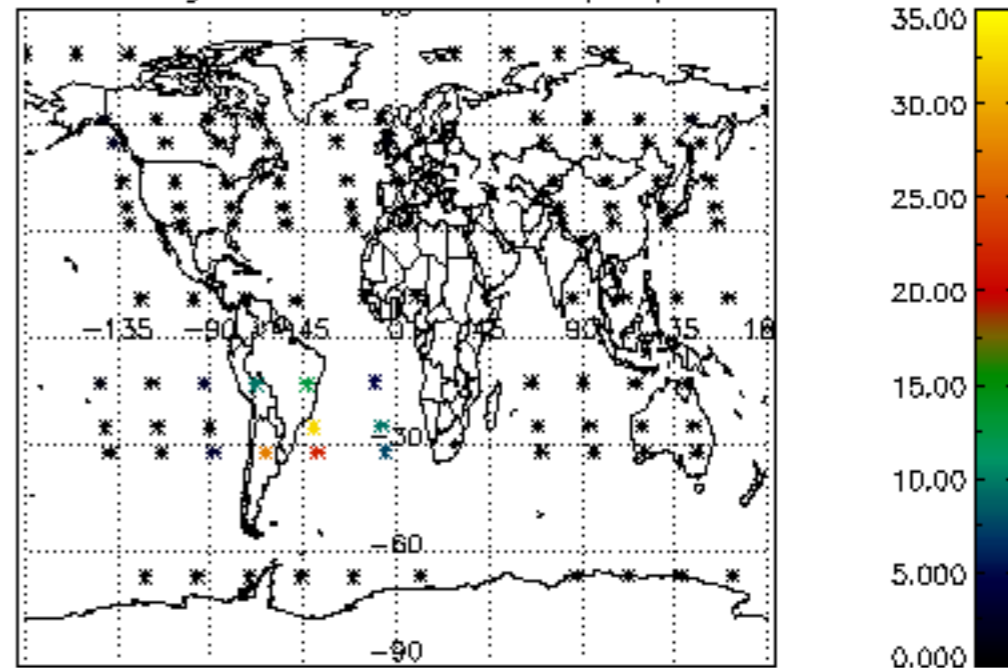
Percentage of datation errors per profile



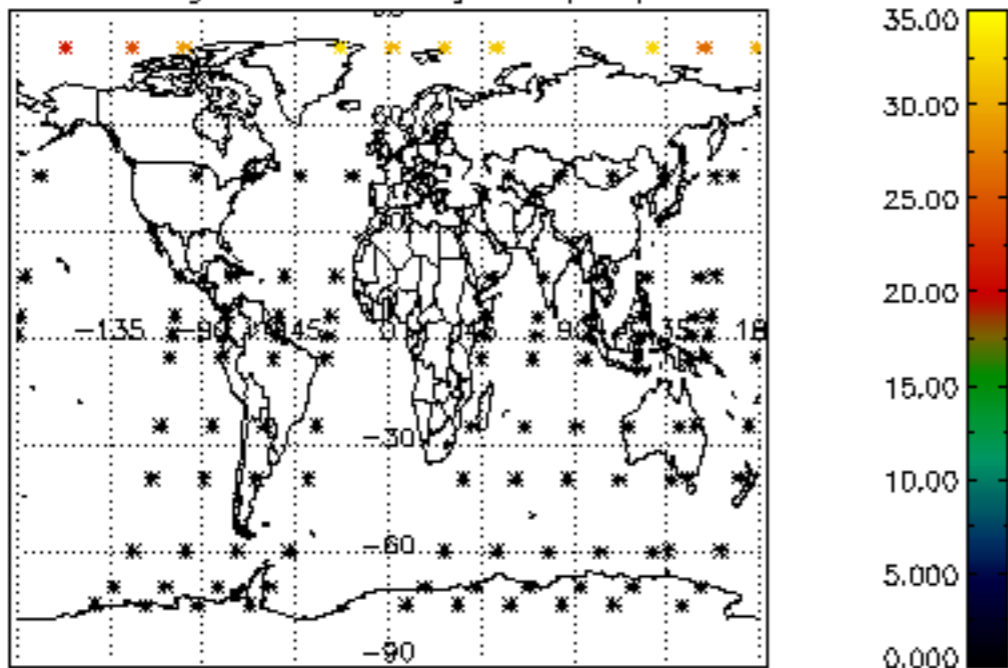
Percentage of star falling outside central band per profile



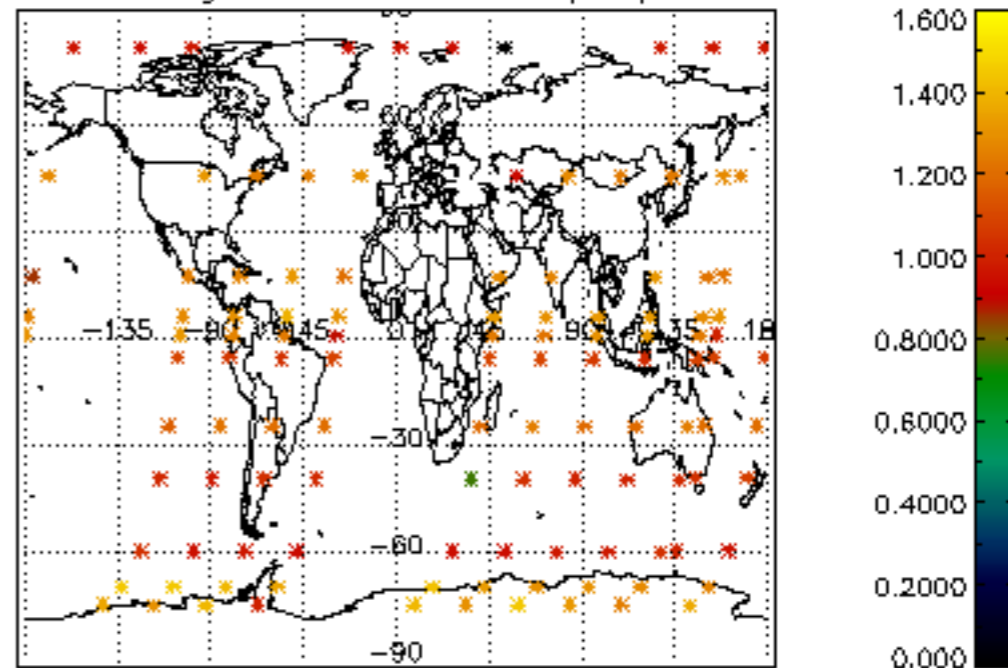
Percentage of saturation errors per profile



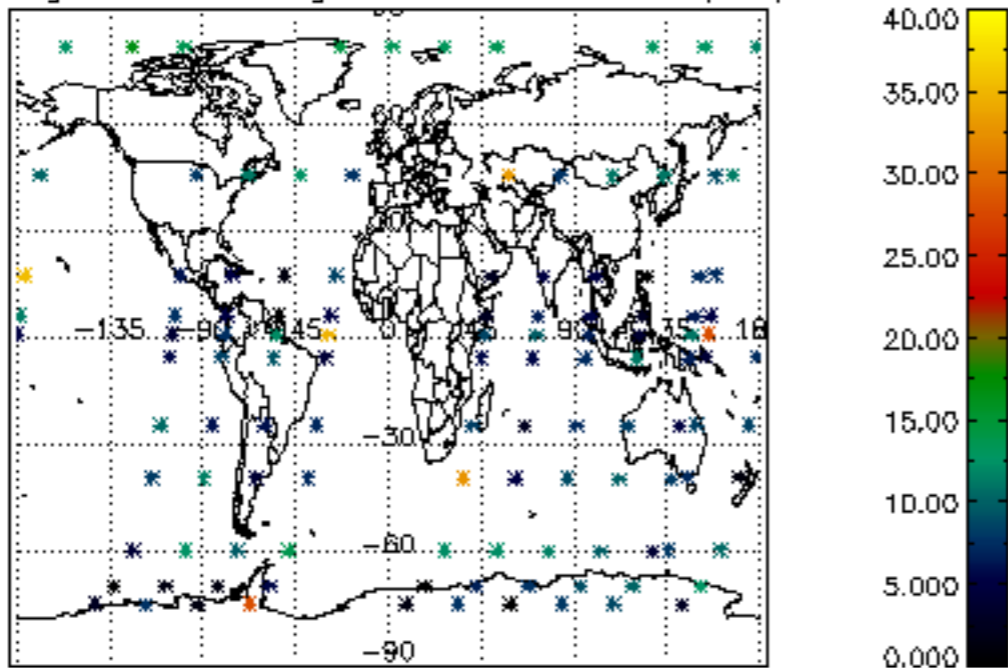
Percentage of cosmic ray hits per profile



Percentage of datation errors per profile



Percentage of star falling outside central band per profile



Percentage of saturation errors per profile

