

GOMOS Level 2 Daily Report

SUMMARY

[1. General Info](#)

[2. Summary of processed GOM_NL_2P products](#)

[3. Level 2 Quality information per product](#)

[3.1 Plot of level 2 quality information per product \(time dependant\)](#)

[3.2 Plot of level 2 quality information per product \(world map\)](#)

[4. Level 1 Quality information per product \(stored on level 2 products\)](#)

[4.1 Plot of level 1 quality information per product \(time dependant\)](#)

[4.1.1 Plot of level 1 quality information per product \(time dependant\): ASCENDING](#)

[4.1.2 Plot of level 1 quality information per product \(time dependant\): DESCENDING](#)

[4.2 Plot of level 1 quality information per product \(world map\)](#)

[4.2.1 Plot of level 1 quality information per product \(world map\): ASCENDING](#)

[4.2.2 Plot of level 1 quality information per product \(world map\): DESCENDING](#)

[5. Ozone profiles based on quality statistics and other trace gas profiles](#)

[5.1 Ozone statistics based on quality of products](#)

[5.2 Plot ozone profiles for all STD \(dark without errors\)](#)

[5.3 Plot ozone profiles where STD < 20% \(dark without errors\)](#)

[5.4. Plot ozone profiles where STD < 10% \(dark without errors\)](#)

[5.5. Plot ozone profiles where STD < 5% \(dark without errors\)](#)

[5.6 Plot NO2 profiles for all STD \(dark without errors\)](#)

[5.7 Plot NO3 profiles for all STD \(dark without errors\)](#)

[5.8 Plot H2O profiles \(only for occultations of stars 1,2,3,4,13,14,16,26,63 dark without errors\) for all STD](#)

[6. Auxiliary Data Files used for the production reported in section 2](#)

This report presents the daily analysis on parameters extracted from GOMOS level 2 data (GOM_NL__2P). It is intended to monitor some important parameters that will impact the quality of these products. A list of level 2 products (and content) that have arrived during the reporting day to the PCF is also given.

Item	Value
Time of report generation	26APR2013 18:12:37
Data source version	GOMOS/6.01
Start time of products	12-03-2010 (12MAR2010 00:00:00)
Stop time of products	13-03-2010 (13MAR2010 00:00:00)
Store outputs in DB	Yes
Nb of level 2 prods	324
Nb of prods with errors	0

2. Summary of processed GOM_NL__2P products.

Nr	Filename	UTC Start time	Limb	Duration	Star Id	Star Name	Star Mag	Star Temp	Nb Meas	Orbit	Prod. error
1	GOM_NL__2PRFIN20100312_000619_00000502087_00345_41982_8903.N1	12-MAR-2010 00:06:19	Twilight	50.000	168	17Zet Aql	2.9860	11000.	100	41982	No
2	GOM_NL__2PRFIN20100312_001634_00000472087_00345_41982_8904.N1	12-MAR-2010 00:16:34	Dark	47.000	155	41Pi Sgr	2.9000	6600.0	94	41982	No
3	GOM_NL__2PRFIN20100312_001832_00000482087_00345_41982_8905.N1	12-MAR-2010 00:18:32	Dark	47.500	57	34Sig Sgr	2.0660	26000.	95	41982	No
4	GOM_NL__2PRFIN20100312_002154_00000442087_00345_41982_8906.N1	12-MAR-2010 00:21:54	Dark	44.000	38	20Eps Sgr	1.8360	11000.	88	41982	No
5	GOM_NL__2PRFIN20100312_002815_00000562087_00346_41983_8893.N1	12-MAR-2010 00:28:15	Dark	56.000	75	26Eps Sco	2.2910	4250.0	112	41983	No
6	GOM_NL__2PRFIN20100312_003441_00000562087_00346_41983_8894.N1	12-MAR-2010 00:34:41	Dark	56.000	4	Alp1Cen	-0.010000	5800.0	112	41983	No
7	GOM_NL__2PRFIN20100312_003556_00000522087_00346_41983_8895.N1	12-MAR-2010 00:35:56	Dark	51.500	10	Bet Cen	0.61000	28000.	103	41983	No
8	GOM_NL__2PRFIN20100312_003757_00000432087_00346_41983_8896.N1	12-MAR-2010 00:37:57	Dark	43.000	77	Eps Cen	2.3030	28000.	86	41983	No
9	GOM_NL__2PRFIN20100312_004258_00000502087_00346_41983_8897.N1	12-MAR-2010 00:42:58	Straylight	49.500	123	lot Cen	2.7500	10200.	99	41983	No
10	GOM_NL__2PRFIN20100312_004907_00000592087_00346_41983_8898.N1	12-MAR-2010 00:49:07	Straylight	59.000	106	9Bet Crv	2.6480	5600.0	118	41983	No
11	GOM_NL__2PRFIN20100312_005136_00000542087_00346_41983_8899.N1	12-MAR-2010 00:51:36	Straylight	54.000	100	4Gam Crv	2.5800	13100.	108	41983	No
12	GOM_NL__2PRFIN20100312_010107_00000402087_00346_41983_8900.N1	12-MAR-2010 01:01:07	Bright	40.000	22	32Alp Leo	1.3600	15200.	80	41983	No
13	GOM_NL__2PRFIN20100312_010327_00000402087_00346_41983_8901.N1	12-MAR-2010 01:03:27	Bright	40.000	51	41Gam1Leo	2.0100	4500.0	80	41983	No
14	GOM_NL__2PRFIN20100312_011132_00000422087_00346_41983_8902.N1	12-MAR-2010 01:11:32	Bright	41.500	174	52Psi UMa	3.0040	4400.0	83	41983	No
15	GOM_NL__2PRFIN20100312_011438_00000402087_00346_41983_8903.N1	12-MAR-2010 01:14:38	Bright	40.000	82	48Bet UMa	2.3650	10600.	80	41983	No
16	GOM_NL__2PRFIN20100312_011605_00000402087_00346_41983_8904.N1	12-MAR-2010 01:16:05	Bright	39.500	36	50Alp UMa	1.8000	6300.0	79	41983	No
17	GOM_NL__2PRFIN20100312_011809_00000482087_00346_41983_8905.N1	12-MAR-2010 01:18:09	Bright	48.000	32	77Eps UMa	1.7630	11000.	96	41983	No
18	GOM_NL__2PRFIN20100312_012315_00000422087_00346_41983_8906.N1	12-MAR-2010 01:23:15	Bright	41.500	60	7Bet UMi	2.0810	3950.0	83	41983	No
19	GOM_NL__2PRFIN20100312_012733_00000482087_00346_41983_8907.N1	12-MAR-2010 01:27:33	Bright	48.000	119	14Eta Dra	2.7270	4700.0	96	41983	No
20	GOM_NL__2PRFIN20100312_013615_00000372087_00346_41983_8908.N1	12-MAR-2010 01:36:15	Bright	37.000	144	18Del Cyg	2.8600	11000.	74	41983	No
21	GOM_NL__2PRFIN20100312_013736_00000362087_00346_41983_8909.N1	12-MAR-2010 01:37:36	Bright	35.500	66	37Gam Cyg	2.2080	5900.0	71	41983	No
22	GOM_NL__2PRFIN20100312_014656_00000522087_00346_41983_8910.N1	12-MAR-2010 01:46:56	Twilight	51.500	168	17Zet Aql	2.9860	11000.	103	41983	No
23	GOM_NL__2PRFIN20100312_015909_00000472087_00346_41983_8911.N1	12-MAR-2010 01:59:09	Dark	46.500	57	34Sig Sgr	2.0660	26000.	93	41983	No
24	GOM_NL__2PRFIN20100312_020231_00000552087_00346_41983_8912.N1	12-MAR-2010 02:02:31	Dark	55.000	38	20Eps Sgr	1.8360	11000.	110	41983	No
25	GOM_NL__2PRFIN20100312_020852_00000592087_00347_41984_8901.N1	12-MAR-2010 02:08:52	Dark	58.500	75	26Eps Sco	2.2910	4250.0	117	41984	No
26	GOM_NL__2PRFIN20100312_021517_00000442087_00347_41984_8902.N1	12-MAR-2010 02:15:17	Dark	43.500	4	Alp1Cen	-0.010000	5800.0	87	41984	No
27	GOM_NL__2PRFIN20100312_021633_00000522087_00347_41984_8903.N1	12-MAR-2010 02:16:33	Dark	51.500	10	Bet Cen	0.61000	28000.	103	41984	No
28	GOM_NL__2PRFIN20100312_021834_00000432087_00347_41984_8904.N1	12-MAR-2010 02:18:34	Dark	42.500	77	Eps Cen	2.3030	28000.	85	41984	No
29	GOM_NL__2PRFIN20100312_022132_00000442087_00347_41984_8905.N1	12-MAR-2010 02:21:32	Straylight	43.500	64	Gam Cen	2.2000	10600.	87	41984	No
30	GOM_NL__2PRFIN20100312_022335_00000532087_00347_41984_8906.N1	12-MAR-2010 02:23:35	Straylight	53.000	123	lot Cen	2.7500	10200.	106	41984	No
31	GOM_NL__2PRFIN20100312_022944_00000572087_00347_41984_8907.N1	12-MAR-2010 02:29:44	Straylight	57.000	106	9Bet Crv	2.6480	5600.0	114	41984	No
32	GOM_NL__2PRFIN20100312_023213_00000552087_00347_41984_8908.N1	12-MAR-2010 02:32:13	Straylight	55.000	100	4Gam Crv	2.5800	13100.	110	41984	No
33	GOM_NL__2PRFIN20100312_024143_00000402087_00347_41984_8909.N1	12-MAR-2010 02:41:43	Bright	39.500	22	32Alp Leo	1.3600	15200.	79	41984	No
34	GOM_NL__2PRFIN20100312_024403_00000412087_00347_41984_8910.N1	12-MAR-2010 02:44:03	Bright	41.000	51	41Gam1Leo	2.0100	4500.0	82	41984	No
35	GOM_NL__2PRFIN20100312_025207_00000422087_00347_41984_8911.N1	12-MAR-2010 02:52:07	Bright	42.000	174	52Psi UMa	3.0040	4400.0	84	41984	No
36	GOM_NL__2PRFIN20100312_025513_00000372087_00347_41984_8912.N1	12-MAR-2010 02:55:13	Bright	36.500	82	48Bet UMa	2.3650	10600.	73	41984	No
37	GOM_NL__2PRFIN20100312_025641_00000402087_00347_41984_8913.N1	12-MAR-2010 02:56:41	Bright	39.500	36	50Alp UMa	1.8000	6300.0	79	41984	No
38	GOM_NL__2PRFIN20100312_025843_00000502087_00347_41984_8914.N1	12-MAR-2010 02:58:43	Bright	49.500	32	77Eps UMa	1.7630	11000.	99	41984	No
39	GOM_NL__2PRFIN20100312_030351_00000462087_00347_41984_8915.N1	12-MAR-2010 03:03:51	Bright	46.000	60	7Bet UMi	2.0810	3950.0	92	41984	No
40	GOM_NL__2PRFIN20100312_030809_00000492087_00347_41984_8916.N1	12-MAR-2010 03:08:09	Bright	49.000	119	14Eta Dra	2.7270	4700.0	98	41984	No
41	GOM_NL__2PRFIN20100312_031350_00000492087_00347_41984_8917.N1	12-MAR-2010 03:13:50	Bright	48.500	69	33Gam Dra	2.2310	3800.0	97	41984	No
42	GOM_NL__2PRFIN20100312_031650_00000562087_00347_41984_8918.N1	12-MAR-2010 03:16:50	Bright	56.000	144	18Del Cyg	2.8600	11000.	112	41984	No

43	GOM_NL__2PRFIN20100312_031812_000000372087_00347_41984_8919.N1	12-MAR-2010 03:18:12	Bright	36.500	66	37Gam Cyg	2.2080	5900.0	73	41984	No
44	GOM_NL__2PRFIN20100312_032732_000000482087_00347_41984_8920.N1	12-MAR-2010 03:27:32	Tw_i_and_stray	47.500	168	17Zet Aql	2.9860	11000.	95	41984	No
45	GOM_NL__2PRFIN20100312_033747_000000432087_00347_41984_8921.N1	12-MAR-2010 03:37:47	Dark	43.000	155	41Pi Sgr	2.9000	6600.0	86	41984	No
46	GOM_NL__2PRFIN20100312_033945_000000482087_00347_41984_8922.N1	12-MAR-2010 03:39:45	Dark	47.500	57	34Sig Sgr	2.0660	26000.	95	41984	No
47	GOM_NL__2PRFIN20100312_034308_000000512087_00347_41984_8923.N1	12-MAR-2010 03:43:08	Dark	50.500	38	20Eps Sgr	1.8360	11000.	101	41984	No
48	GOM_NL__2PRFIN20100312_034930_000000582087_00348_41985_8909.N1	12-MAR-2010 03:49:30	Dark	57.500	75	26Eps Sco	2.2910	4250.0	115	41985	No
49	GOM_NL__2PRFIN20100312_035554_000000432087_00348_41985_8910.N1	12-MAR-2010 03:55:54	Dark	43.000	4	Alp1Cen	-0.010000	5800.0	86	41985	No
50	GOM_NL__2PRFIN20100312_035709_000000532087_00348_41985_8911.N1	12-MAR-2010 03:57:09	Dark	53.000	10	Bet Cen	0.61000	28000.	106	41985	No
51	GOM_NL__2PRFIN20100312_035910_000000422087_00348_41985_8912.N1	12-MAR-2010 03:59:10	Dark	42.000	77	Eps Cen	2.3030	28000.	84	41985	No
52	GOM_NL__2PRFIN20100312_040209_000000462087_00348_41985_8913.N1	12-MAR-2010 04:02:09	Straylight	45.500	64	Gam Cen	2.2000	10600.	91	41985	No
53	GOM_NL__2PRFIN20100312_040412_000000532087_00348_41985_8914.N1	12-MAR-2010 04:04:12	Straylight	53.000	123	lot Cen	2.7500	10200.	106	41985	No
54	GOM_NL__2PRFIN20100312_041020_000000572087_00348_41985_8915.N1	12-MAR-2010 04:10:20	Straylight	56.500	106	9Bet Crv	2.6480	5600.0	113	41985	No
55	GOM_NL__2PRFIN20100312_041249_000000532087_00348_41985_8916.N1	12-MAR-2010 04:12:49	Straylight	52.500	100	4Gam Crv	2.5800	13100.	105	41985	No
56	GOM_NL__2PRFIN20100312_042219_000000412087_00348_41985_8917.N1	12-MAR-2010 04:22:19	Bright	40.500	22	32Alp Leo	1.3600	15200.	81	41985	No
57	GOM_NL__2PRFIN20100312_042439_000000402087_00348_41985_8918.N1	12-MAR-2010 04:24:39	Bright	40.000	51	41Gam1Leo	2.0100	4500.0	80	41985	No
58	GOM_NL__2PRFIN20100312_043243_000000402087_00348_41985_8919.N1	12-MAR-2010 04:32:43	Bright	39.500	174	52Psi UMa	3.0040	4400.0	79	41985	No
59	GOM_NL__2PRFIN20100312_043549_000000392087_00348_41985_8920.N1	12-MAR-2010 04:35:49	Bright	38.500	82	48Bet UMa	2.3650	10600.	77	41985	No
60	GOM_NL__2PRFIN20100312_043716_000000402087_00348_41985_8921.N1	12-MAR-2010 04:37:16	Bright	39.500	36	50Alp UMa	1.8000	6300.0	79	41985	No
61	GOM_NL__2PRFIN20100312_043919_000000482087_00348_41985_8922.N1	12-MAR-2010 04:39:19	Bright	48.000	32	77Eps UMa	1.7630	11000.	96	41985	No
62	GOM_NL__2PRFIN20100312_044427_000000432087_00348_41985_8923.N1	12-MAR-2010 04:44:27	Bright	43.000	60	7Bet UMi	2.0810	3950.0	86	41985	No
63	GOM_NL__2PRFIN20100312_044844_000000492087_00348_41985_8924.N1	12-MAR-2010 04:48:44	Bright	48.500	119	14Eta Dra	2.7270	4700.0	97	41985	No
64	GOM_NL__2PRFIN20100312_045426_000000682087_00348_41985_8925.N1	12-MAR-2010 04:54:26	Bright	68.000	69	33Gam Dra	2.2310	3800.0	136	41985	No
65	GOM_NL__2PRFIN20100312_045727_000000372087_00348_41985_8926.N1	12-MAR-2010 04:57:27	Bright	37.000	144	18Del Cyg	2.8600	11000.	74	41985	No
66	GOM_NL__2PRFIN20100312_045849_000000362087_00348_41985_8927.N1	12-MAR-2010 04:58:49	Bright	36.000	66	37Gam Cyg	2.2080	5900.0	72	41985	No
67	GOM_NL__2PRFIN20100312_050809_000000502087_00348_41985_8928.N1	12-MAR-2010 05:08:09	Tw_i_and_stray	50.000	168	17Zet Aql	2.9860	11000.	100	41985	No
68	GOM_NL__2PRFIN20100312_051823_000000462087_00348_41985_8929.N1	12-MAR-2010 05:18:23	Dark	45.500	155	41Pi Sgr	2.9000	6600.0	91	41985	No
69	GOM_NL__2PRFIN20100312_052022_000000472087_00348_41985_8930.N1	12-MAR-2010 05:20:22	Dark	46.500	57	34Sig Sgr	2.0660	26000.	93	41985	No
70	GOM_NL__2PRFIN20100312_052345_000000512087_00348_41985_8931.N1	12-MAR-2010 05:23:45	Dark	51.000	38	20Eps Sgr	1.8360	11000.	102	41985	No
71	GOM_NL__2PRFIN20100312_053007_000000602087_00349_41986_8917.N1	12-MAR-2010 05:30:07	Dark	60.000	75	26Eps Sco	2.2910	4250.0	120	41986	No
72	GOM_NL__2PRFIN20100312_053630_000000452087_00349_41986_8918.N1	12-MAR-2010 05:36:30	Dark	45.000	4	Alp1Cen	-0.010000	5800.0	90	41986	No
73	GOM_NL__2PRFIN20100312_053746_000000422087_00349_41986_8919.N1	12-MAR-2010 05:37:46	Dark	42.000	10	Bet Cen	0.61000	28000.	84	41986	No
74	GOM_NL__2PRFIN20100312_053947_000000432087_00349_41986_8920.N1	12-MAR-2010 05:39:47	Dark	42.500	77	Eps Cen	2.3030	28000.	85	41986	No
75	GOM_NL__2PRFIN20100312_054245_000000422087_00349_41986_8921.N1	12-MAR-2010 05:42:45	Straylight	42.000	64	Gam Cen	2.2000	10600.	84	41986	No
76	GOM_NL__2PRFIN20100312_054448_000000532087_00349_41986_8922.N1	12-MAR-2010 05:44:48	Straylight	53.000	123	lot Cen	2.7500	10200.	106	41986	No
77	GOM_NL__2PRFIN20100312_055056_000000572087_00349_41986_8923.N1	12-MAR-2010 05:50:56	Straylight	56.500	106	9Bet Crv	2.6480	5600.0	113	41986	No
78	GOM_NL__2PRFIN20100312_055325_000000542087_00349_41986_8924.N1	12-MAR-2010 05:53:25	Straylight	53.500	100	4Gam Crv	2.5800	13100.	107	41986	No
79	GOM_NL__2PRFIN20100312_060255_000000402087_00349_41986_8925.N1	12-MAR-2010 06:02:55	Bright	40.000	22	32Alp Leo	1.3600	15200.	80	41986	No
80	GOM_NL__2PRFIN20100312_060515_000000402087_00349_41986_8926.N1	12-MAR-2010 06:05:15	Bright	40.000	51	41Gam1Leo	2.0100	4500.0	80	41986	No
81	GOM_NL__2PRFIN20100312_061319_000000392087_00349_41986_8927.N1	12-MAR-2010 06:13:19	Bright	39.000	174	52Psi UMa	3.0040	4400.0	78	41986	No
82	GOM_NL__2PRFIN20100312_061625_000000392087_00349_41986_8928.N1	12-MAR-2010 06:16:25	Bright	38.500	82	48Bet UMa	2.3650	10600.	77	41986	No
83	GOM_NL__2PRFIN20100312_061752_000000402087_00349_41986_8929.N1	12-MAR-2010 06:17:52	Bright	40.000	36	50Alp UMa	1.8000	6300.0	80	41986	No
84	GOM_NL__2PRFIN20100312_061954_000000482087_00349_41986_8930.N1	12-MAR-2010 06:19:54	Bright	47.500	32	77Eps UMa	1.7630	11000.	95	41986	No
85	GOM_NL__2PRFIN20100312_062502_000000542087_00349_41986_8931.N1	12-MAR-2010 06:25:02	Bright	53.500	60	7Bet UMi	2.0810	3950.0	107	41986	No
86	GOM_NL__2PRFIN20100312_062920_000000502087_00349_41986_8932.N1	12-MAR-2010 06:29:20	Bright	49.500	119	14Eta Dra	2.7270	4700.0	99	41986	No
87	GOM_NL__2PRFIN20100312_063502_000000522087_00349_41986_8933.N1	12-MAR-2010 06:35:02	Bright	52.000	69	33Gam Dra	2.2310	3800.0	104	41986	No
88	GOM_NL__2PRFIN20100312_063803_000000402087_00349_41986_8934.N1	12-MAR-2010 06:38:03	Bright	39.500	144	18Del Cyg	2.8600	11000.	79	41986	No
89	GOM_NL__2PRFIN20100312_063925_000000352087_00349_41986_8935.N1	12-MAR-2010 06:39:25	Bright	35.000	66	37Gam Cyg	2.2080	5900.0	70	41986	No
90	GOM_NL__2PRFIN20100312_064910_000000482087_00349_41986_8936.N1	12-MAR-2010 06:49:10	Bright	48.000	11	53Alp Aql	0.76500	8000.0	96	41986	No
91	GOM_NL__2PRFIN20100312_065900_000000442087_00349_41986_8937.N1	12-MAR-2010 06:59:00	Dark	44.000	155	41Pi Sgr	2.9000	6600.0	88	41986	No
92	GOM_NL__2PRFIN20100312_070059_000000452087_00349_41986_8938.N1	12-MAR-2010 07:00:59	Dark	44.500	57	34Sig Sgr	2.0660	26000.	89	41986	No
93	GOM_NL__2PRFIN20100312_070421_000000482087_00349_41986_8939.N1	12-MAR-2010 07:04:21	Dark	47.500	38	20Eps Sgr	1.8360	11000.	95	41986	No
94	GOM_NL__2PRFIN20100312_071044_000000592087_00350_41987_8945.N1	12-MAR-2010 07:10:44	Dark	59.000	75	26Eps Sco	2.2910	4250.0	118	41987	No
95	GOM_NL__2PRFIN20100312_071707_000000512087_00350_41987_8946.N1	12-MAR-2010 07:17:07	Dark	50.500	4	Alp1Cen	-0.010000	5800.0	101	41987	No
96	GOM_NL__2PRFIN20100312_071822_000000522087_00350_41987_8947.N1	12-MAR-2010 07:18:22	Dark	51.500	10	Bet Cen	0.61000	28000.	103	41987	No
97	GOM_NL__2PRFIN20100312_072023_000000452087_00350_41987_8948.N1	12-MAR-2010 07:20:23	Dark	45.000	77	Eps Cen	2.3030	28000.	90	41987	No
98	GOM_NL__2PRFIN20100312_072322_000000442087_00350_41987_8949.N1	12-MAR-2010 07:23:22	Straylight	43.500	64	Gam Cen	2.2000	10600.	87	41987	No
99	GOM_NL__2PRFIN20100312_072525_000000522087_00350_41987_8950.N1	12-MAR-2010 07:25:25	Straylight	51.500	123	lot Cen	2.7500	10200.	103	41987	No
100	GOM_NL__2PRFIN20100312_073132_000000542087_00350_41987_8951.N1	12-MAR-2010 07:31:32	Straylight	54.000	106	9Bet Crv	2.6480	5600.0	108	41987	No
101	GOM_NL__2PRFIN20100312_073401_000000532087_00350_41987_8952.N1	12-MAR-2010 07:34:01	Straylight	52.500	100	4Gam Crv	2.5800	13100.	105	41987	No

102	GOM_NL__2PRFIN20100312_074331_000000402087_00350_41987_8953.N1	12-MAR-2010 07:43:31	Bright	40.000	22	32Alp Leo	1.3600	15200.	80	41987	No
103	GOM_NL__2PRFIN20100312_074551_000000492087_00350_41987_8954.N1	12-MAR-2010 07:45:51	Bright	48.500	51	41Gam1Leo	2.0100	4500.0	97	41987	No
104	GOM_NL__2PRFIN20100312_075354_000000412087_00350_41987_8955.N1	12-MAR-2010 07:53:54	Bright	40.500	174	52Psi UMa	3.0040	4400.0	81	41987	No
105	GOM_NL__2PRFIN20100312_075700_000000382087_00350_41987_8956.N1	12-MAR-2010 07:57:00	Bright	38.000	82	48Bet UMa	2.3650	10600.	76	41987	No
106	GOM_NL__2PRFIN20100312_075828_000000392087_00350_41987_8957.N1	12-MAR-2010 07:58:28	Bright	38.500	36	50Alp UMa	1.8000	6300.0	77	41987	No
107	GOM_NL__2PRFIN20100312_080030_000000462087_00350_41987_8958.N1	12-MAR-2010 08:00:30	Bright	45.500	32	77Eps UMa	1.7630	11000.	91	41987	No
108	GOM_NL__2PRFIN20100312_080538_000000412087_00350_41987_8959.N1	12-MAR-2010 08:05:38	Bright	40.500	60	7Bet UMi	2.0810	3950.0	81	41987	No
109	GOM_NL__2PRFIN20100312_080955_000000502087_00350_41987_8960.N1	12-MAR-2010 08:09:55	Bright	49.500	119	14Eta Dra	2.7270	4700.0	99	41987	No
110	GOM_NL__2PRFIN20100312_081537_000000482087_00350_41987_8961.N1	12-MAR-2010 08:15:37	Bright	47.500	69	33Gam Dra	2.2310	3800.0	95	41987	No
111	GOM_NL__2PRFIN20100312_081839_000000442087_00350_41987_8962.N1	12-MAR-2010 08:18:39	Bright	44.000	144	18Del Cyg	2.8600	11000.	88	41987	No
112	GOM_NL__2PRFIN20100312_082001_000000472087_00350_41987_8963.N1	12-MAR-2010 08:20:01	Bright	47.000	66	37Gam Cyg	2.2080	5900.0	94	41987	No
113	GOM_NL__2PRFIN20100312_082946_000000572087_00350_41987_8964.N1	12-MAR-2010 08:29:46	Bright	57.000	11	53Alp Aql	0.76500	8000.0	114	41987	No
114	GOM_NL__2PRFIN20100312_083937_000000432087_00350_41987_8965.N1	12-MAR-2010 08:39:37	Dark	43.000	155	41Pi Sgr	2.9000	6600.0	86	41987	No
115	GOM_NL__2PRFIN20100312_084135_000000492087_00350_41987_8966.N1	12-MAR-2010 08:41:35	Dark	48.500	57	34Sig Sgr	2.0660	26000.	97	41987	No
116	GOM_NL__2PRFIN20100312_084458_000000492087_00350_41987_8967.N1	12-MAR-2010 08:44:58	Dark	48.500	38	20Eps Sgr	1.8360	11000.	97	41987	No
117	GOM_NL__2PRFIN20100312_085122_000000592087_00351_41988_8974.N1	12-MAR-2010 08:51:22	Dark	58.500	75	26Eps Sco	2.2910	4250.0	117	41988	No
118	GOM_NL__2PRFIN20100312_085744_000000432087_00351_41988_8975.N1	12-MAR-2010 08:57:44	Dark	43.000	4	Alp1Cen	-0.010000	5800.0	86	41988	No
119	GOM_NL__2PRFIN20100312_085859_000000502087_00351_41988_8976.N1	12-MAR-2010 08:58:59	Dark	50.000	10	Bet Cen	0.61000	28000.	100	41988	No
120	GOM_NL__2PRFIN20100312_090100_000000422087_00351_41988_8977.N1	12-MAR-2010 09:01:00	Dark	42.000	77	Eps Cen	2.3030	28000.	84	41988	No
121	GOM_NL__2PRFIN20100312_090358_000000442087_00351_41988_8978.N1	12-MAR-2010 09:03:58	Straylight	43.500	64	Gam Cen	2.2000	10600.	87	41988	No
122	GOM_NL__2PRFIN20100312_090601_000000532087_00351_41988_8979.N1	12-MAR-2010 09:06:01	Straylight	53.000	123	lot Cen	2.7500	10200.	106	41988	No
123	GOM_NL__2PRFIN20100312_091209_000000582087_00351_41988_8980.N1	12-MAR-2010 09:12:09	Straylight	57.500	106	9Bet Crv	2.6480	5600.0	115	41988	No
124	GOM_NL__2PRFIN20100312_091437_000000512087_00351_41988_8981.N1	12-MAR-2010 09:14:37	Straylight	51.000	100	4Gam Crv	2.5800	13100.	102	41988	No
125	GOM_NL__2PRFIN20100312_092407_000000402087_00351_41988_8982.N1	12-MAR-2010 09:24:07	Bright	40.000	22	32Alp Leo	1.3600	15200.	80	41988	No
126	GOM_NL__2PRFIN20100312_092627_000000412087_00351_41988_8983.N1	12-MAR-2010 09:26:27	Bright	41.000	51	41Gam1Leo	2.0100	4500.0	82	41988	No
127	GOM_NL__2PRFIN20100312_093430_000000412087_00351_41988_8984.N1	12-MAR-2010 09:34:30	Bright	41.000	174	52Psi UMa	3.0040	4400.0	82	41988	No
128	GOM_NL__2PRFIN20100312_093736_000000392087_00351_41988_8985.N1	12-MAR-2010 09:37:36	Bright	39.000	82	48Bet UMa	2.3650	10600.	78	41988	No
129	GOM_NL__2PRFIN20100312_093903_000000372087_00351_41988_8986.N1	12-MAR-2010 09:39:03	Bright	37.000	36	50Alp UMa	1.8000	6300.0	74	41988	No
130	GOM_NL__2PRFIN20100312_094105_000000472087_00351_41988_8987.N1	12-MAR-2010 09:41:05	Bright	47.000	32	77Eps UMa	1.7630	11000.	94	41988	No
131	GOM_NL__2PRFIN20100312_094613_000000432087_00351_41988_8988.N1	12-MAR-2010 09:46:13	Bright	42.500	60	7Bet UMi	2.0810	3950.0	85	41988	No
132	GOM_NL__2PRFIN20100312_095031_000000502087_00351_41988_8989.N1	12-MAR-2010 09:50:31	Bright	49.500	119	14Eta Dra	2.7270	4700.0	99	41988	No
133	GOM_NL__2PRFIN20100312_095613_000000522087_00351_41988_8990.N1	12-MAR-2010 09:56:13	Bright	51.500	69	33Gam Dra	2.2310	3800.0	103	41988	No
134	GOM_NL__2PRFIN20100312_095915_000000372087_00351_41988_8991.N1	12-MAR-2010 09:59:15	Bright	36.500	144	18Del Cyg	2.8600	11000.	73	41988	No
135	GOM_NL__2PRFIN20100312_100037_000000362087_00351_41988_8992.N1	12-MAR-2010 10:00:37	Bright	36.000	66	37Gam Cyg	2.2080	5900.0	72	41988	No
136	GOM_NL__2PRFIN20100312_101022_000000562087_00351_41988_8993.N1	12-MAR-2010 10:10:22	Bright	55.500	11	53Alp Aql	0.76500	8000.0	111	41988	No
137	GOM_NL__2PRFIN20100312_102014_000000482087_00351_41988_8994.N1	12-MAR-2010 10:20:14	Dark	47.500	155	41Pi Sgr	2.9000	6600.0	95	41988	No
138	GOM_NL__2PRFIN20100312_102212_000000452087_00351_41988_8995.N1	12-MAR-2010 10:22:12	Dark	44.500	57	34Sig Sgr	2.0660	26000.	89	41988	No
139	GOM_NL__2PRFIN20100312_102535_000000522087_00351_41988_8996.N1	12-MAR-2010 10:25:35	Dark	51.500	38	20Eps Sgr	1.8360	11000.	103	41988	No
140	GOM_NL__2PRFIN20100312_103159_000000592087_00352_41989_8982.N1	12-MAR-2010 10:31:59	Dark	58.500	75	26Eps Sco	2.2910	4250.0	117	41989	No
141	GOM_NL__2PRFIN20100312_103820_000000502087_00352_41989_8983.N1	12-MAR-2010 10:38:20	Dark	50.000	4	Alp1Cen	-0.010000	5800.0	100	41989	No
142	GOM_NL__2PRFIN20100312_103935_000000512087_00352_41989_8984.N1	12-MAR-2010 10:39:35	Dark	50.500	10	Bet Cen	0.61000	28000.	101	41989	No
143	GOM_NL__2PRFIN20100312_104136_000000412087_00352_41989_8985.N1	12-MAR-2010 10:41:36	Dark	41.000	77	Eps Cen	2.3030	28000.	82	41989	No
144	GOM_NL__2PRFIN20100312_104435_000000412087_00352_41989_8986.N1	12-MAR-2010 10:44:35	Straylight	41.000	64	Gam Cen	2.2000	10600.	82	41989	No
145	GOM_NL__2PRFIN20100312_104638_000000492087_00352_41989_8987.N1	12-MAR-2010 10:46:38	Straylight	49.000	123	lot Cen	2.7500	10200.	98	41989	No
146	GOM_NL__2PRFIN20100312_105245_000000572087_00352_41989_8988.N1	12-MAR-2010 10:52:45	Straylight	57.000	106	9Bet Crv	2.6480	5600.0	114	41989	No
147	GOM_NL__2PRFIN20100312_105513_000000522087_00352_41989_8989.N1	12-MAR-2010 10:55:13	Straylight	52.000	100	4Gam Crv	2.5800	13100.	104	41989	No
148	GOM_NL__2PRFIN20100312_110443_000000402087_00352_41989_8990.N1	12-MAR-2010 11:04:43	Bright	40.000	22	32Alp Leo	1.3600	15200.	80	41989	No
149	GOM_NL__2PRFIN20100312_110702_000000432087_00352_41989_8991.N1	12-MAR-2010 11:07:02	Bright	42.500	51	41Gam1Leo	2.0100	4500.0	85	41989	No
150	GOM_NL__2PRFIN20100312_111505_000000412087_00352_41989_8992.N1	12-MAR-2010 11:15:05	Bright	40.500	174	52Psi UMa	3.0040	4400.0	81	41989	No
151	GOM_NL__2PRFIN20100312_111812_000000392087_00352_41989_8993.N1	12-MAR-2010 11:18:12	Bright	38.500	82	48Bet UMa	2.3650	10600.	77	41989	No
152	GOM_NL__2PRFIN20100312_111939_000000472087_00352_41989_8994.N1	12-MAR-2010 11:19:39	Bright	47.000	36	50Alp UMa	1.8000	6300.0	94	41989	No
153	GOM_NL__2PRFIN20100312_112140_000000462087_00352_41989_8995.N1	12-MAR-2010 11:21:40	Bright	46.000	32	77Eps UMa	1.7630	11000.	92	41989	No
154	GOM_NL__2PRFIN20100312_112649_000000422087_00352_41989_8996.N1	12-MAR-2010 11:26:49	Bright	42.000	60	7Bet UMi	2.0810	3950.0	84	41989	No
155	GOM_NL__2PRFIN20100312_113106_000000482087_00352_41989_8997.N1	12-MAR-2010 11:31:06	Bright	48.000	119	14Eta Dra	2.7270	4700.0	96	41989	No
156	GOM_NL__2PRFIN20100312_113648_000000552087_00352_41989_8998.N1	12-MAR-2010 11:36:48	Bright	54.500	69	33Gam Dra	2.2310	3800.0	109	41989	No
157	GOM_NL__2PRFIN20100312_113950_000000382087_00352_41989_8999.N1	12-MAR-2010 11:39:50	Bright	38.000	144	18Del Cyg	2.8600	11000.	76	41989	No
158	GOM_NL__2PRFIN20100312_114113_000000442087_00352_41989_9000.N1	12-MAR-2010 11:41:13	Bright	43.500	66	37Gam Cyg	2.2080	5900.0	87	41989	No
159	GOM_NL__2PRFIN20100312_115059_000000502087_00352_41989_9001.N1	12-MAR-2010 11:50:59	Bright	49.500	11	53Alp Aql	0.76500	8000.0	99	41989	No
160	GOM_NL__2PRFIN20100312_120050_000000482087_00352_41989_9002.N1	12-MAR-2010 12:00:50	Dark	47.500	155	41Pi Sgr	2.9000	6600.0	95	41989	No

161	GOM_NL__2PRFIN20100312_120249_000000452087_00352_41989_9003.N1	12-MAR-2010 12:02:49	Dark	44.500	57	34Sig Sgr	2.0660	26000.	89	41989	No
162	GOM_NL__2PRFIN20100312_120612_000000442087_00352_41989_9004.N1	12-MAR-2010 12:06:12	Dark	44.000	38	20Eps Sgr	1.8360	11000.	88	41989	No
163	GOM_NL__2PRFIN20100312_121236_000000632087_00353_41990_8990.N1	12-MAR-2010 12:12:36	Dark	62.500	75	26Eps Sco	2.2910	4250.0	125	41990	No
164	GOM_NL__2PRFIN20100312_121856_000000462087_00353_41990_8991.N1	12-MAR-2010 12:18:56	Dark	46.000	4	Alp1Cen	-0.010000	5800.0	92	41990	No
165	GOM_NL__2PRFIN20100312_122012_000000422087_00353_41990_8992.N1	12-MAR-2010 12:20:12	Dark	42.000	10	Bet Cen	0.61000	28000.	84	41990	No
166	GOM_NL__2PRFIN20100312_122213_000000442087_00353_41990_8993.N1	12-MAR-2010 12:22:13	Dark	43.500	77	Eps Cen	2.3030	28000.	87	41990	No
167	GOM_NL__2PRFIN20100312_122511_000000422087_00353_41990_8994.N1	12-MAR-2010 12:25:11	Straylight	41.500	64	Gam Cen	2.2000	10600.	83	41990	No
168	GOM_NL__2PRFIN20100312_122714_000000512087_00353_41990_8995.N1	12-MAR-2010 12:27:14	Straylight	51.000	123	lot Cen	2.7500	10200.	102	41990	No
169	GOM_NL__2PRFIN20100312_123321_000000602087_00353_41990_8996.N1	12-MAR-2010 12:33:21	Straylight	59.500	106	9Bet Crv	2.6480	5600.0	119	41990	No
170	GOM_NL__2PRFIN20100312_123549_000000522087_00353_41990_8997.N1	12-MAR-2010 12:35:49	Straylight	51.500	100	4Gam Crv	2.5800	13100.	103	41990	No
171	GOM_NL__2PRFIN20100312_124519_000000392087_00353_41990_8998.N1	12-MAR-2010 12:45:19	Bright	39.000	22	32Alp Leo	1.3600	15200.	78	41990	No
172	GOM_NL__2PRFIN20100312_124738_000000412087_00353_41990_8999.N1	12-MAR-2010 12:47:38	Bright	41.000	51	41Gam1Leo	2.0100	4500.0	82	41990	No
173	GOM_NL__2PRFIN20100312_125541_000000432087_00353_41990_9000.N1	12-MAR-2010 12:55:41	Bright	43.000	174	52Psi UMa	3.0040	4400.0	86	41990	No
174	GOM_NL__2PRFIN20100312_125847_000000392087_00353_41990_9001.N1	12-MAR-2010 12:58:47	Bright	39.000	82	48Bet UMa	2.3650	10600.	78	41990	No
175	GOM_NL__2PRFIN20100312_130015_000000412087_00353_41990_9002.N1	12-MAR-2010 13:00:15	Bright	40.500	36	50Alp UMa	1.8000	6300.0	81	41990	No
176	GOM_NL__2PRFIN20100312_130215_000000472087_00353_41990_9003.N1	12-MAR-2010 13:02:15	Bright	46.500	32	77Eps UMa	1.7630	11000.	93	41990	No
177	GOM_NL__2PRFIN20100312_130724_000000412087_00353_41990_9004.N1	12-MAR-2010 13:07:24	Bright	40.500	60	7Bet UMi	2.0810	3950.0	81	41990	No
178	GOM_NL__2PRFIN20100312_131141_000000492087_00353_41990_9005.N1	12-MAR-2010 13:11:41	Bright	49.000	119	14Eta Dra	2.7270	4700.0	98	41990	No
179	GOM_NL__2PRFIN20100312_131724_000000532087_00353_41990_9006.N1	12-MAR-2010 13:17:24	Bright	53.000	69	33Gam Dra	2.2310	3800.0	106	41990	No
180	GOM_NL__2PRFIN20100312_132026_000000382087_00353_41990_9007.N1	12-MAR-2010 13:20:26	Bright	37.500	144	18Del Cyg	2.8600	11000.	75	41990	No
181	GOM_NL__2PRFIN20100312_132148_000000362087_00353_41990_9008.N1	12-MAR-2010 13:21:48	Bright	35.500	66	37Gam Cyg	2.2080	5900.0	71	41990	No
182	GOM_NL__2PRFIN20100312_133135_000000522087_00353_41990_9009.N1	12-MAR-2010 13:31:35	Bright	51.500	11	53Alp Aql	0.76500	8000.0	103	41990	No
183	GOM_NL__2PRFIN20100312_134127_000000452087_00353_41990_9010.N1	12-MAR-2010 13:41:27	Dark	44.500	155	41Pi Sgr	2.9000	6600.0	89	41990	No
184	GOM_NL__2PRFIN20100312_134325_000000482087_00353_41990_9011.N1	12-MAR-2010 13:43:25	Dark	47.500	57	34Sig Sgr	2.0660	26000.	95	41990	No
185	GOM_NL__2PRFIN20100312_134648_000000512087_00353_41990_9012.N1	12-MAR-2010 13:46:48	Dark	50.500	38	20Eps Sgr	1.8360	11000.	101	41990	No
186	GOM_NL__2PRFIN20100312_135313_000000612087_00354_41991_8998.N1	12-MAR-2010 13:53:13	Dark	61.000	75	26Eps Sco	2.2910	4250.0	122	41991	No
187	GOM_NL__2PRFIN20100312_135933_000000472087_00354_41991_8999.N1	12-MAR-2010 13:59:33	Dark	46.500	4	Alp1Cen	-0.010000	5800.0	93	41991	No
188	GOM_NL__2PRFIN20100312_140048_000000492087_00354_41991_9000.N1	12-MAR-2010 14:00:48	Dark	49.000	10	Bet Cen	0.61000	28000.	98	41991	No
189	GOM_NL__2PRFIN20100312_140249_000000422087_00354_41991_9001.N1	12-MAR-2010 14:02:49	Dark	41.500	77	Eps Cen	2.3030	28000.	83	41991	No
190	GOM_NL__2PRFIN20100312_140547_000000462087_00354_41991_9002.N1	12-MAR-2010 14:05:47	Straylight	45.500	64	Gam Cen	2.2000	10600.	91	41991	No
191	GOM_NL__2PRFIN20100312_140751_000000522087_00354_41991_9003.N1	12-MAR-2010 14:07:51	Straylight	51.500	123	lot Cen	2.7500	10200.	103	41991	No
192	GOM_NL__2PRFIN20100312_141357_000000582087_00354_41991_9004.N1	12-MAR-2010 14:13:57	Straylight	57.500	106	9Bet Crv	2.6480	5600.0	115	41991	No
193	GOM_NL__2PRFIN20100312_141625_000000572087_00354_41991_9005.N1	12-MAR-2010 14:16:25	Straylight	56.500	100	4Gam Crv	2.5800	13100.	113	41991	No
194	GOM_NL__2PRFIN20100312_142555_000000382087_00354_41991_9006.N1	12-MAR-2010 14:25:55	Bright	38.000	22	32Alp Leo	1.3600	15200.	76	41991	No
195	GOM_NL__2PRFIN20100312_142814_000000402087_00354_41991_9007.N1	12-MAR-2010 14:28:14	Bright	40.000	51	41Gam1Leo	2.0100	4500.0	80	41991	No
196	GOM_NL__2PRFIN20100312_143616_000000402087_00354_41991_9008.N1	12-MAR-2010 14:36:16	Bright	39.500	174	52Psi UMa	3.0040	4400.0	79	41991	No
197	GOM_NL__2PRFIN20100312_143923_000000362087_00354_41991_9009.N1	12-MAR-2010 14:39:23	Bright	35.500	82	48Bet UMa	2.3650	10600.	71	41991	No
198	GOM_NL__2PRFIN20100312_144050_000000372087_00354_41991_9010.N1	12-MAR-2010 14:40:50	Bright	37.000	36	50Alp UMa	1.8000	6300.0	74	41991	No
199	GOM_NL__2PRFIN20100312_144250_000000472087_00354_41991_9011.N1	12-MAR-2010 14:42:50	Bright	47.000	32	77Eps UMa	1.7630	11000.	94	41991	No
200	GOM_NL__2PRFIN20100312_144800_000000422087_00354_41991_9012.N1	12-MAR-2010 14:48:00	Bright	42.000	60	7Bet UMi	2.0810	3950.0	84	41991	No
201	GOM_NL__2PRFIN20100312_145217_000000482087_00354_41991_9013.N1	12-MAR-2010 14:52:17	Bright	47.500	119	14Eta Dra	2.7270	4700.0	95	41991	No
202	GOM_NL__2PRFIN20100312_145800_000000532087_00354_41991_9014.N1	12-MAR-2010 14:58:00	Bright	53.000	69	33Gam Dra	2.2310	3800.0	106	41991	No
203	GOM_NL__2PRFIN20100312_150103_000000392087_00354_41991_9015.N1	12-MAR-2010 15:01:03	Bright	38.500	144	18Del Cyg	2.8600	11000.	77	41991	No
204	GOM_NL__2PRFIN20100312_150225_000000362087_00354_41991_9016.N1	12-MAR-2010 15:02:25	Bright	35.500	66	37Gam Cyg	2.2080	5900.0	71	41991	No
205	GOM_NL__2PRFIN20100312_151211_000000502087_00354_41991_9017.N1	12-MAR-2010 15:12:11	Bright	50.000	11	53Alp Aql	0.76500	8000.0	100	41991	No
206	GOM_NL__2PRFIN20100312_152203_000000452087_00354_41991_9018.N1	12-MAR-2010 15:22:03	Dark	44.500	155	41Pi Sgr	2.9000	6600.0	89	41991	No
207	GOM_NL__2PRFIN20100312_152402_000000452087_00354_41991_9019.N1	12-MAR-2010 15:24:02	Dark	44.500	57	34Sig Sgr	2.0660	26000.	89	41991	No
208	GOM_NL__2PRFIN20100312_152725_000000502087_00354_41991_9020.N1	12-MAR-2010 15:27:25	Dark	50.000	38	20Eps Sgr	1.8360	11000.	100	41991	No
209	GOM_NL__2PRFIN20100312_153351_000000582087_00355_41992_9006.N1	12-MAR-2010 15:33:51	Dark	58.000	75	26Eps Sco	2.2910	4250.0	116	41992	No
210	GOM_NL__2PRFIN20100312_154010_000000572087_00355_41992_9007.N1	12-MAR-2010 15:40:10	Dark	57.000	4	Alp1Cen	-0.010000	5800.0	114	41992	No
211	GOM_NL__2PRFIN20100312_154125_000000452087_00355_41992_9008.N1	12-MAR-2010 15:41:25	Dark	45.000	10	Bet Cen	0.61000	28000.	90	41992	No
212	GOM_NL__2PRFIN20100312_154326_000000432087_00355_41992_9009.N1	12-MAR-2010 15:43:26	Dark	42.500	77	Eps Cen	2.3030	28000.	85	41992	No
213	GOM_NL__2PRFIN20100312_154624_000000412087_00355_41992_9010.N1	12-MAR-2010 15:46:24	Straylight	41.000	64	Gam Cen	2.2000	10600.	82	41992	No
214	GOM_NL__2PRFIN20100312_154828_000000522087_00355_41992_9011.N1	12-MAR-2010 15:48:28	Straylight	51.500	123	lot Cen	2.7500	10200.	103	41992	No
215	GOM_NL__2PRFIN20100312_155433_000000592087_00355_41992_9012.N1	12-MAR-2010 15:54:33	Straylight	58.500	106	9Bet Crv	2.6480	5600.0	117	41992	No
216	GOM_NL__2PRFIN20100312_155701_000000552087_00355_41992_9013.N1	12-MAR-2010 15:57:01	Straylight	55.000	100	4Gam Crv	2.5800	13100.	110	41992	No
217	GOM_NL__2PRFIN20100312_160631_000000392087_00355_41992_9014.N1	12-MAR-2010 16:06:31	Bright	39.000	22	32Alp Leo	1.3600	15200.	78	41992	No
218	GOM_NL__2PRFIN20100312_160850_000000392087_00355_41992_9015.N1	12-MAR-2010 16:08:50	Bright	38.500	51	41Gam1Leo	2.0100	4500.0	77	41992	No
219	GOM_NL__2PRFIN20100312_161652_000000442087_00355_41992_9016.N1	12-MAR-2010 16:16:52	Bright	44.000	174	52Psi UMa	3.0040	4400.0	88	41992	No

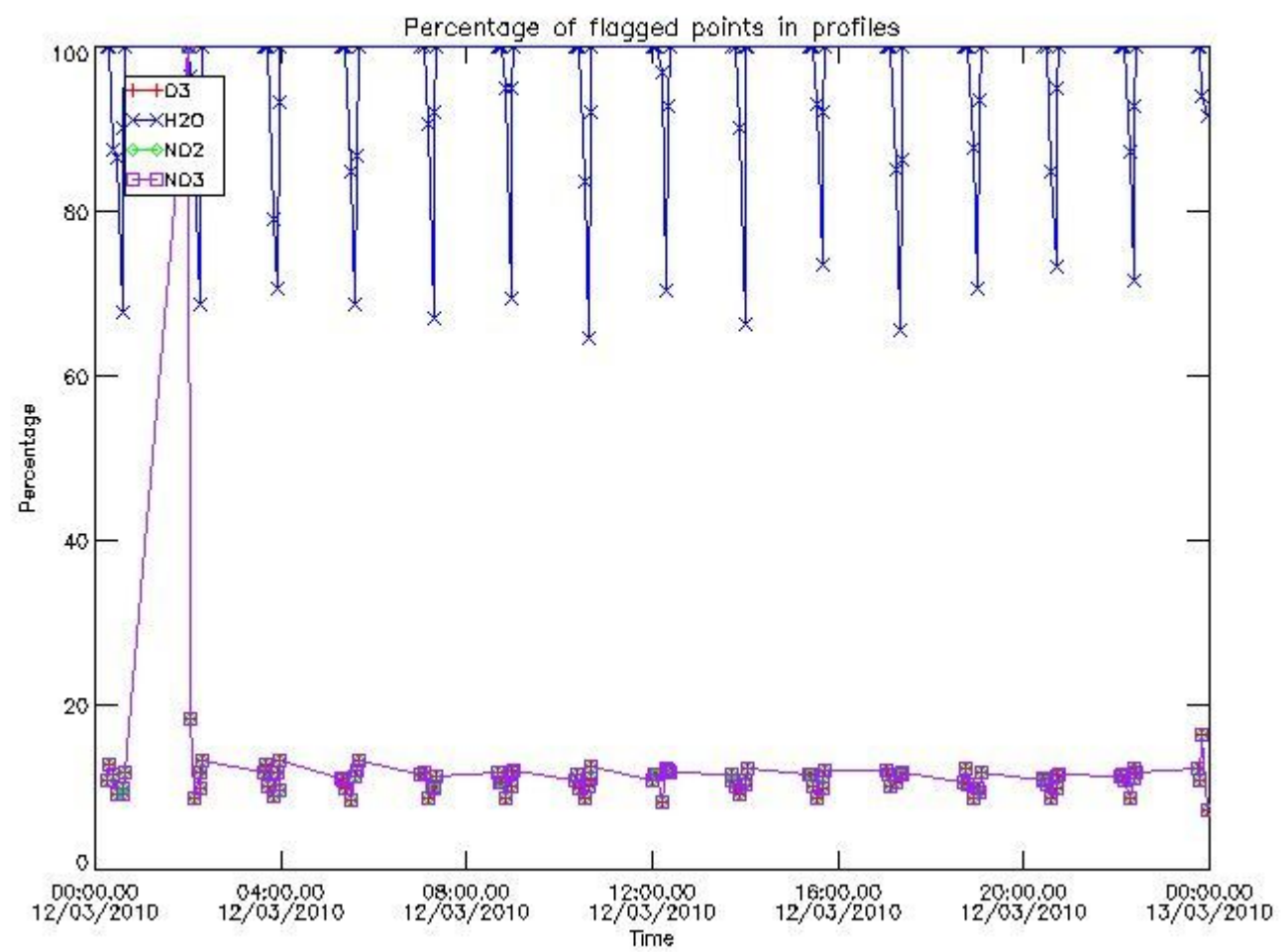
220	GOM_NL__2PRFIN20100312_161958_000000392087_00355_41992_9017.N1	12-MAR-2010 16:19:58	Bright	39.000	82	48Bet UMa	2.3650	10600.	78	41992	No
221	GOM_NL__2PRFIN20100312_162126_000000412087_00355_41992_9018.N1	12-MAR-2010 16:21:26	Bright	40.500	36	50Alp UMa	1.8000	6300.0	81	41992	No
222	GOM_NL__2PRFIN20100312_162325_000000472087_00355_41992_9019.N1	12-MAR-2010 16:23:25	Bright	47.000	32	77Eps UMa	1.7630	11000.	94	41992	No
223	GOM_NL__2PRFIN20100312_162836_000000402087_00355_41992_9020.N1	12-MAR-2010 16:28:36	Bright	39.500	60	7Bet UMi	2.0810	3950.0	79	41992	No
224	GOM_NL__2PRFIN20100312_163252_000000482087_00355_41992_9021.N1	12-MAR-2010 16:32:52	Bright	48.000	119	14Eta Dra	2.7270	4700.0	96	41992	No
225	GOM_NL__2PRFIN20100312_163835_000000492087_00355_41992_9022.N1	12-MAR-2010 16:38:35	Bright	48.500	69	33Gam Dra	2.2310	3800.0	97	41992	No
226	GOM_NL__2PRFIN20100312_164139_000000382087_00355_41992_9023.N1	12-MAR-2010 16:41:39	Bright	38.000	144	18Del Cyg	2.8600	11000.	76	41992	No
227	GOM_NL__2PRFIN20100312_164301_000000392087_00355_41992_9024.N1	12-MAR-2010 16:43:01	Bright	39.000	66	37Gam Cyg	2.2080	5900.0	78	41992	No
228	GOM_NL__2PRFIN20100312_165248_000000472087_00355_41992_9025.N1	12-MAR-2010 16:52:48	Bright	47.000	11	53Alp Aql	0.76500	8000.0	94	41992	No
229	GOM_NL__2PRFIN20100312_170240_000000432087_00355_41992_9026.N1	12-MAR-2010 17:02:40	Dark	42.500	155	41Pi Sgr	2.9000	6600.0	85	41992	No
230	GOM_NL__2PRFIN20100312_170439_000000442087_00355_41992_9027.N1	12-MAR-2010 17:04:39	Dark	44.000	57	34Sig Sgr	2.0660	26000.	88	41992	No
231	GOM_NL__2PRFIN20100312_170802_000000502087_00355_41992_9028.N1	12-MAR-2010 17:08:02	Dark	50.000	38	20Eps Sgr	1.8360	11000.	100	41992	No
232	GOM_NL__2PRFIN20100312_171428_000000582087_00356_41993_9014.N1	12-MAR-2010 17:14:28	Dark	57.500	75	26Eps Sco	2.2910	4250.0	115	41993	No
233	GOM_NL__2PRFIN20100312_172046_000000442087_00356_41993_9015.N1	12-MAR-2010 17:20:46	Dark	44.000	4	Alp1Cen	-0.010000	5800.0	88	41993	No
234	GOM_NL__2PRFIN20100312_172201_000000452087_00356_41993_9016.N1	12-MAR-2010 17:22:01	Dark	44.500	10	Bet Cen	0.61000	28000.	89	41993	No
235	GOM_NL__2PRFIN20100312_172403_000000432087_00356_41993_9017.N1	12-MAR-2010 17:24:03	Dark	43.000	77	Eps Cen	2.3030	28000.	86	41993	No
236	GOM_NL__2PRFIN20100312_172700_000000442087_00356_41993_9018.N1	12-MAR-2010 17:27:00	Straylight	44.000	64	Gam Cen	2.2000	10600.	88	41993	No
237	GOM_NL__2PRFIN20100312_172905_000000512087_00356_41993_9019.N1	12-MAR-2010 17:29:05	Straylight	51.000	123	lot Cen	2.7500	10200.	102	41993	No
238	GOM_NL__2PRFIN20100312_173510_000000562087_00356_41993_9020.N1	12-MAR-2010 17:35:10	Straylight	55.500	106	9Bet Crv	2.6480	5600.0	111	41993	No
239	GOM_NL__2PRFIN20100312_173737_000000542087_00356_41993_9021.N1	12-MAR-2010 17:37:37	Straylight	53.500	100	4Gam Crv	2.5800	13100.	107	41993	No
240	GOM_NL__2PRFIN20100312_174706_000000402087_00356_41993_9022.N1	12-MAR-2010 17:47:06	Bright	39.500	22	32Alp Leo	1.3600	15200.	79	41993	No
241	GOM_NL__2PRFIN20100312_174926_000000402087_00356_41993_9023.N1	12-MAR-2010 17:49:26	Bright	39.500	51	41Gam1Leo	2.0100	4500.0	79	41993	No
242	GOM_NL__2PRFIN20100312_175727_000000432087_00356_41993_9024.N1	12-MAR-2010 17:57:27	Bright	42.500	174	52Psi UMa	3.0040	4400.0	85	41993	No
243	GOM_NL__2PRFIN20100312_180034_000000572087_00356_41993_9025.N1	12-MAR-2010 18:00:34	Bright	57.000	82	48Bet UMa	2.3650	10600.	114	41993	No
244	GOM_NL__2PRFIN20100312_180202_000000402087_00356_41993_9026.N1	12-MAR-2010 18:02:02	Bright	40.000	36	50Alp UMa	1.8000	6300.0	80	41993	No
245	GOM_NL__2PRFIN20100312_180401_000000472087_00356_41993_9027.N1	12-MAR-2010 18:04:01	Bright	47.000	32	77Eps UMa	1.7630	11000.	94	41993	No
246	GOM_NL__2PRFIN20100312_180911_000000432087_00356_41993_9028.N1	12-MAR-2010 18:09:11	Bright	42.500	60	7Bet UMi	2.0810	3950.0	85	41993	No
247	GOM_NL__2PRFIN20100312_181327_000000492087_00356_41993_9029.N1	12-MAR-2010 18:13:27	Bright	48.500	119	14Eta Dra	2.7270	4700.0	97	41993	No
248	GOM_NL__2PRFIN20100312_181911_000000512087_00356_41993_9030.N1	12-MAR-2010 18:19:11	Bright	50.500	69	33Gam Dra	2.2310	3800.0	101	41993	No
249	GOM_NL__2PRFIN20100312_182215_000000382087_00356_41993_9031.N1	12-MAR-2010 18:22:15	Bright	37.500	144	18Del Cyg	2.8600	11000.	75	41993	No
250	GOM_NL__2PRFIN20100312_182337_000000372087_00356_41993_9032.N1	12-MAR-2010 18:23:37	Bright	37.000	66	37Gam Cyg	2.2080	5900.0	74	41993	No
251	GOM_NL__2PRFIN20100312_183324_000000502087_00356_41993_9033.N1	12-MAR-2010 18:33:24	Bright	50.000	11	53Alp Aql	0.76500	8000.0	100	41993	No
252	GOM_NL__2PRFIN20100312_184316_000000482087_00356_41993_9034.N1	12-MAR-2010 18:43:16	Dark	48.000	155	41Pi Sgr	2.9000	6600.0	96	41993	No
253	GOM_NL__2PRFIN20100312_184516_000000462087_00356_41993_9035.N1	12-MAR-2010 18:45:16	Dark	46.000	57	34Sig Sgr	2.0660	26000.	92	41993	No
254	GOM_NL__2PRFIN20100312_184839_000000502087_00356_41993_9036.N1	12-MAR-2010 18:48:39	Dark	49.500	38	20Eps Sgr	1.8360	11000.	99	41993	No
255	GOM_NL__2PRFIN20100312_185506_000000652087_00357_41994_9022.N1	12-MAR-2010 18:55:06	Dark	65.000	75	26Eps Sco	2.2910	4250.0	130	41994	No
256	GOM_NL__2PRFIN20100312_190123_000000572087_00357_41994_9023.N1	12-MAR-2010 19:01:23	Dark	56.500	4	Alp1Cen	-0.010000	5800.0	113	41994	No
257	GOM_NL__2PRFIN20100312_190238_000000542087_00357_41994_9024.N1	12-MAR-2010 19:02:38	Dark	54.000	10	Bet Cen	0.61000	28000.	108	41994	No
258	GOM_NL__2PRFIN20100312_190439_000000432087_00357_41994_9025.N1	12-MAR-2010 19:04:39	Dark	43.000	77	Eps Cen	2.3030	28000.	86	41994	No
259	GOM_NL__2PRFIN20100312_190739_000000252087_00357_41994_9026.N1	12-MAR-2010 19:07:39	Straylight	24.500	54	5The Cen	2.0550	4500.0	49	41994	No
260	GOM_NL__2PRFIN20100312_190941_000000532087_00357_41994_9027.N1	12-MAR-2010 19:09:41	Straylight	52.500	123	lot Cen	2.7500	10200.	105	41994	No
261	GOM_NL__2PRFIN20100312_191546_000000562087_00357_41994_9028.N1	12-MAR-2010 19:15:46	Straylight	56.000	106	9Bet Crv	2.6480	5600.0	112	41994	No
262	GOM_NL__2PRFIN20100312_191813_000000552087_00357_41994_9029.N1	12-MAR-2010 19:18:13	Straylight	55.000	100	4Gam Crv	2.5800	13100.	110	41994	No
263	GOM_NL__2PRFIN20100312_192743_000000382087_00357_41994_9030.N1	12-MAR-2010 19:27:43	Bright	38.000	22	32Alp Leo	1.3600	15200.	76	41994	No
264	GOM_NL__2PRFIN20100312_193002_000000402087_00357_41994_9031.N1	12-MAR-2010 19:30:02	Bright	39.500	51	41Gam1Leo	2.0100	4500.0	79	41994	No
265	GOM_NL__2PRFIN20100312_193803_000000392087_00357_41994_9032.N1	12-MAR-2010 19:38:03	Bright	39.000	174	52Psi UMa	3.0040	4400.0	78	41994	No
266	GOM_NL__2PRFIN20100312_194110_000000412087_00357_41994_9033.N1	12-MAR-2010 19:41:10	Bright	40.500	82	48Bet UMa	2.3650	10600.	81	41994	No
267	GOM_NL__2PRFIN20100312_194237_000000432087_00357_41994_9034.N1	12-MAR-2010 19:42:37	Bright	42.500	36	50Alp UMa	1.8000	6300.0	85	41994	No
268	GOM_NL__2PRFIN20100312_194436_000000472087_00357_41994_9035.N1	12-MAR-2010 19:44:36	Bright	47.000	32	77Eps UMa	1.7630	11000.	94	41994	No
269	GOM_NL__2PRFIN20100312_194947_000000432087_00357_41994_9036.N1	12-MAR-2010 19:49:47	Bright	42.500	60	7Bet UMi	2.0810	3950.0	85	41994	No
270	GOM_NL__2PRFIN20100312_195403_000000492087_00357_41994_9037.N1	12-MAR-2010 19:54:03	Bright	49.000	119	14Eta Dra	2.7270	4700.0	98	41994	No
271	GOM_NL__2PRFIN20100312_195947_000000542087_00357_41994_9038.N1	12-MAR-2010 19:59:47	Bright	53.500	69	33Gam Dra	2.2310	3800.0	107	41994	No
272	GOM_NL__2PRFIN20100312_200250_000000392087_00357_41994_9039.N1	12-MAR-2010 20:02:50	Bright	39.000	144	18Del Cyg	2.8600	11000.	78	41994	No
273	GOM_NL__2PRFIN20100312_200413_000000372087_00357_41994_9040.N1	12-MAR-2010 20:04:13	Bright	37.000	66	37Gam Cyg	2.2080	5900.0	74	41994	No
274	GOM_NL__2PRFIN20100312_201400_000000582087_00357_41994_9041.N1	12-MAR-2010 20:14:00	Bright	58.000	11	53Alp Aql	0.76500	8000.0	116	41994	No
275	GOM_NL__2PRFIN20100312_202353_000000472087_00357_41994_9042.N1	12-MAR-2010 20:23:53	Dark	46.500	155	41Pi Sgr	2.9000	6600.0	93	41994	No
276	GOM_NL__2PRFIN20100312_202552_000000462087_00357_41994_9043.N1	12-MAR-2010 20:25:52	Dark	46.000	57	34Sig Sgr	2.0660	26000.	92	41994	No
277	GOM_NL__2PRFIN20100312_202916_000000502087_00357_41994_9044.N1	12-MAR-2010 20:29:16	Dark	49.500	38	20Eps Sgr	1.8360	11000.	99	41994	No
278	GOM_NL__2PRFIN20100312_203543_000000602087_00358_41995_9030.N1	12-MAR-2010 20:35:43	Dark	59.500	75	26Eps Sco	2.2910	4250.0	119	41995	No

279	GOM_NL__2PRFIN20100312_204159_000000512087_00358_41995_9031.N1	12-MAR-2010 20:41:59	Dark	51.000	4	Alp1Cen	-0.010000	5800.0	102	41995	No
280	GOM_NL__2PRFIN20100312_204314_000000492087_00358_41995_9032.N1	12-MAR-2010 20:43:14	Dark	49.000	10	Bet Cen	0.61000	28000.	98	41995	No
281	GOM_NL__2PRFIN20100312_204515_000000452087_00358_41995_9033.N1	12-MAR-2010 20:45:15	Dark	44.500	77	Eps Cen	2.3030	28000.	89	41995	No
282	GOM_NL__2PRFIN20100312_204816_000000252087_00358_41995_9034.N1	12-MAR-2010 20:48:16	Straylight	25.000	54	5The Cen	2.0550	4500.0	50	41995	No
283	GOM_NL__2PRFIN20100312_205017_000000502087_00358_41995_9035.N1	12-MAR-2010 20:50:17	Straylight	50.000	123	lot Cen	2.7500	10200.	100	41995	No
284	GOM_NL__2PRFIN20100312_205622_000000572087_00358_41995_9036.N1	12-MAR-2010 20:56:22	Straylight	57.000	106	9Bet Crv	2.6480	5600.0	114	41995	No
285	GOM_NL__2PRFIN20100312_205849_000000542087_00358_41995_9037.N1	12-MAR-2010 20:58:49	Straylight	54.000	100	4Gam Crv	2.5800	13100.	108	41995	No
286	GOM_NL__2PRFIN20100312_210818_000000402087_00358_41995_9038.N1	12-MAR-2010 21:08:18	Bright	39.500	22	32Alp Leo	1.3600	15200.	79	41995	No
287	GOM_NL__2PRFIN20100312_211038_000000412087_00358_41995_9039.N1	12-MAR-2010 21:10:38	Bright	41.000	51	41Gam1Leo	2.0100	4500.0	82	41995	No
288	GOM_NL__2PRFIN20100312_211838_000000442087_00358_41995_9040.N1	12-MAR-2010 21:18:38	Bright	43.500	174	52Psi UMa	3.0040	4400.0	87	41995	No
289	GOM_NL__2PRFIN20100312_212145_000000412087_00358_41995_9041.N1	12-MAR-2010 21:21:45	Bright	40.500	82	48Bet UMa	2.3650	10600.	81	41995	No
290	GOM_NL__2PRFIN20100312_212313_000000422087_00358_41995_9042.N1	12-MAR-2010 21:23:13	Bright	42.000	36	50Alp UMa	1.8000	6300.0	84	41995	No
291	GOM_NL__2PRFIN20100312_212511_000000472087_00358_41995_9043.N1	12-MAR-2010 21:25:11	Bright	47.000	32	77Eps UMa	1.7630	11000.	94	41995	No
292	GOM_NL__2PRFIN20100312_213022_000000402087_00358_41995_9044.N1	12-MAR-2010 21:30:22	Bright	39.500	60	7Bet UMi	2.0810	3950.0	79	41995	No
293	GOM_NL__2PRFIN20100312_213438_000000462087_00358_41995_9045.N1	12-MAR-2010 21:34:38	Bright	46.000	119	14Eta Dra	2.7270	4700.0	92	41995	No
294	GOM_NL__2PRFIN20100312_214022_000000512087_00358_41995_9046.N1	12-MAR-2010 21:40:22	Bright	50.500	69	33Gam Dra	2.2310	3800.0	101	41995	No
295	GOM_NL__2PRFIN20100312_214326_000000402087_00358_41995_9047.N1	12-MAR-2010 21:43:26	Bright	39.500	144	18Del Cyg	2.8600	11000.	79	41995	No
296	GOM_NL__2PRFIN20100312_214449_000000352087_00358_41995_9048.N1	12-MAR-2010 21:44:49	Bright	34.500	66	37Gam Cyg	2.2080	5900.0	69	41995	No
297	GOM_NL__2PRFIN20100312_215436_000000532087_00358_41995_9049.N1	12-MAR-2010 21:54:36	Bright	53.000	11	53Alp Aql	0.76500	8000.0	106	41995	No
298	GOM_NL__2PRFIN20100312_220430_000000452087_00358_41995_9050.N1	12-MAR-2010 22:04:30	Dark	45.000	155	41Pi Sgr	2.9000	6600.0	90	41995	No
299	GOM_NL__2PRFIN20100312_220629_000000442087_00358_41995_9051.N1	12-MAR-2010 22:06:29	Dark	44.000	57	34Sig Sgr	2.0660	26000.	88	41995	No
300	GOM_NL__2PRFIN20100312_220952_000000472087_00358_41995_9052.N1	12-MAR-2010 22:09:52	Dark	47.000	38	20Eps Sgr	1.8360	11000.	94	41995	No
301	GOM_NL__2PRFIN20100312_221620_000000592087_00359_41996_9038.N1	12-MAR-2010 22:16:20	Dark	59.000	75	26Eps Sco	2.2910	4250.0	118	41996	No
302	GOM_NL__2PRFIN20100312_222235_000000462087_00359_41996_9039.N1	12-MAR-2010 22:22:35	Dark	46.000	4	Alp1Cen	-0.010000	5800.0	92	41996	No
303	GOM_NL__2PRFIN20100312_222350_000000422087_00359_41996_9040.N1	12-MAR-2010 22:23:50	Dark	41.500	10	Bet Cen	0.61000	28000.	83	41996	No
304	GOM_NL__2PRFIN20100312_222552_000000432087_00359_41996_9041.N1	12-MAR-2010 22:25:52	Dark	43.000	77	Eps Cen	2.3030	28000.	86	41996	No
305	GOM_NL__2PRFIN20100312_222852_000000272087_00359_41996_9042.N1	12-MAR-2010 22:28:52	Straylight	27.000	54	5The Cen	2.0550	4500.0	54	41996	No
306	GOM_NL__2PRFIN20100312_223054_000000512087_00359_41996_9043.N1	12-MAR-2010 22:30:54	Straylight	50.500	123	lot Cen	2.7500	10200.	101	41996	No
307	GOM_NL__2PRFIN20100312_223658_000000572087_00359_41996_9044.N1	12-MAR-2010 22:36:58	Straylight	56.500	106	9Bet Crv	2.6480	5600.0	113	41996	No
308	GOM_NL__2PRFIN20100312_223925_000000562087_00359_41996_9045.N1	12-MAR-2010 22:39:25	Straylight	55.500	100	4Gam Crv	2.5800	13100.	111	41996	No
309	GOM_NL__2PRFIN20100312_224854_000000392087_00359_41996_9046.N1	12-MAR-2010 22:48:54	Bright	39.000	22	32Alp Leo	1.3600	15200.	78	41996	No
310	GOM_NL__2PRFIN20100312_225113_000000402087_00359_41996_9047.N1	12-MAR-2010 22:51:13	Bright	39.500	51	41Gam1Leo	2.0100	4500.0	79	41996	No
311	GOM_NL__2PRFIN20100312_225914_000000402087_00359_41996_9048.N1	12-MAR-2010 22:59:14	Bright	39.500	174	52Psi UMa	3.0040	4400.0	79	41996	No
312	GOM_NL__2PRFIN20100312_230221_000000402087_00359_41996_9049.N1	12-MAR-2010 23:02:21	Bright	39.500	82	48Bet UMa	2.3650	10600.	79	41996	No
313	GOM_NL__2PRFIN20100312_230349_000000402087_00359_41996_9050.N1	12-MAR-2010 23:03:49	Bright	40.000	36	50Alp UMa	1.8000	6300.0	80	41996	No
314	GOM_NL__2PRFIN20100312_230546_000000462087_00359_41996_9051.N1	12-MAR-2010 23:05:46	Bright	46.000	32	77Eps UMa	1.7630	11000.	92	41996	No
315	GOM_NL__2PRFIN20100312_231058_000000372087_00359_41996_9052.N1	12-MAR-2010 23:10:58	Bright	37.000	60	7Bet UMi	2.0810	3950.0	74	41996	No
316	GOM_NL__2PRFIN20100312_231514_000000482087_00359_41996_9053.N1	12-MAR-2010 23:15:14	Bright	48.000	119	14Eta Dra	2.7270	4700.0	96	41996	No
317	GOM_NL__2PRFIN20100312_232058_000000512087_00359_41996_9054.N1	12-MAR-2010 23:20:58	Bright	50.500	69	33Gam Dra	2.2310	3800.0	101	41996	No
318	GOM_NL__2PRFIN20100312_232402_000000392087_00359_41996_9055.N1	12-MAR-2010 23:24:02	Bright	38.500	144	18Del Cyg	2.8600	11000.	77	41996	No
319	GOM_NL__2PRFIN20100312_232525_000000362087_00359_41996_9056.N1	12-MAR-2010 23:25:25	Bright	35.500	66	37Gam Cyg	2.2080	5900.0	71	41996	No
320	GOM_NL__2PRFIN20100312_233513_000000492087_00359_41996_9057.N1	12-MAR-2010 23:35:13	Bright	49.000	11	53Alp Aql	0.76500	8000.0	98	41996	No
321	GOM_NL__2PRFIN20100312_234506_000000462087_00359_41996_9058.N1	12-MAR-2010 23:45:06	Dark	46.000	155	41Pi Sgr	2.9000	6600.0	92	41996	No
322	GOM_NL__2PRFIN20100312_234706_000000472087_00359_41996_9059.N1	12-MAR-2010 23:47:06	Dark	47.000	57	34Sig Sgr	2.0660	26000.	94	41996	No
323	GOM_NL__2PRFIN20100312_235029_000000502087_00359_41996_9060.N1	12-MAR-2010 23:50:29	Dark	49.500	38	20Eps Sgr	1.8360	11000.	99	41996	No
324	GOM_NL__2PRFIN20100312_235658_000000722087_00360_41997_9046.N1	12-MAR-2010 23:56:58	Dark	71.500	75	26Eps Sco	2.2910	4250.0	143	41997	No

3. Quality information per product

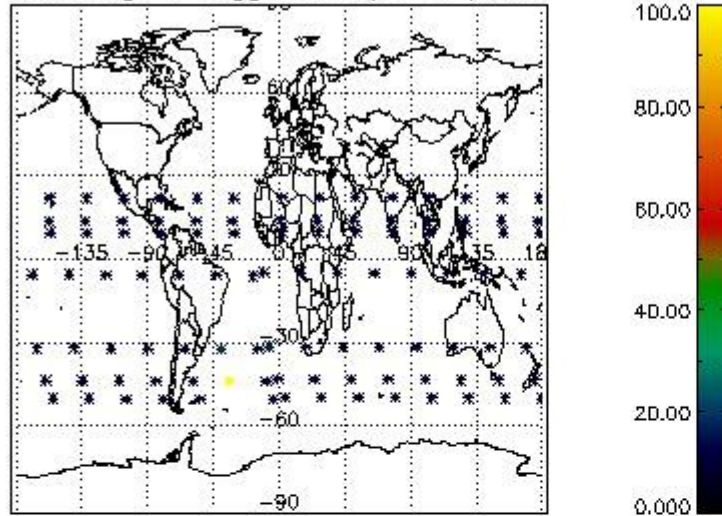
In this section it is plotted some information contained in the Quality Summary data set of the level 2 products. Only products in dark limb conditions and without errors (error flag in the MPH set to "0") are used.

3.1 Plot quality information per product (time dependant)

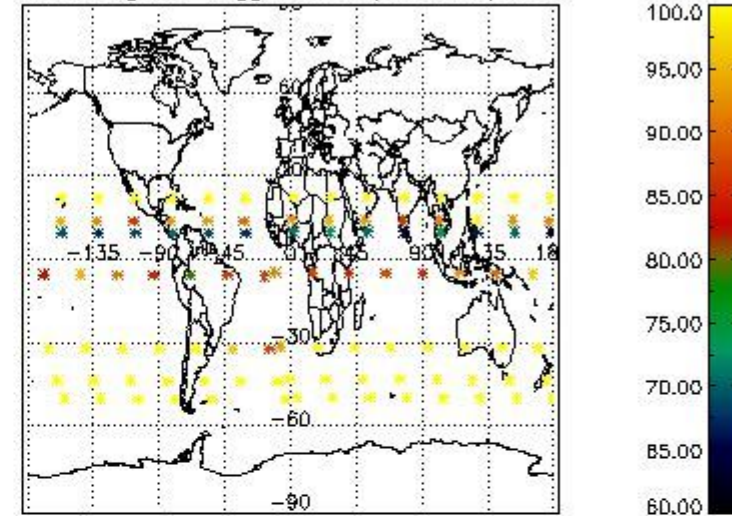


3.2 Plot quality information per product (world map)

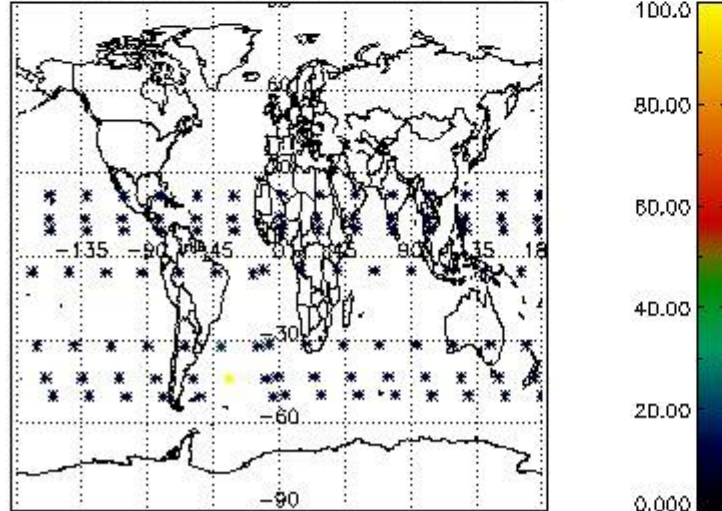
Percentage of flagged data per O3 profile



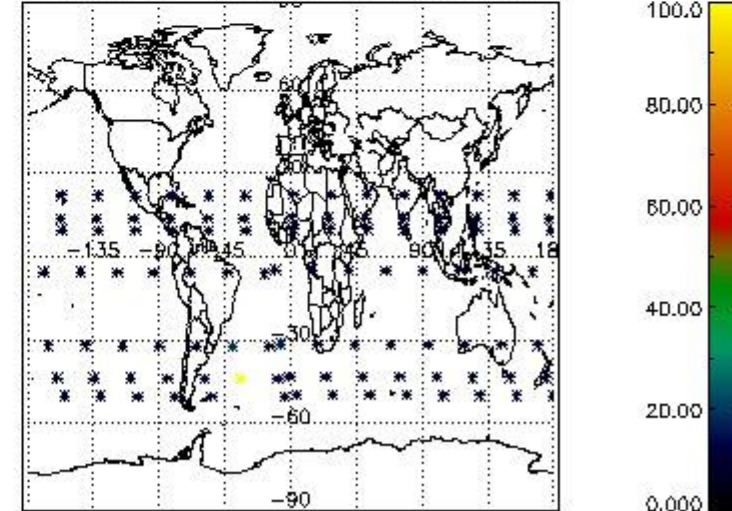
Percentage of flagged data per H2O profile



Percentage of flagged data per NO2 profile



Percentage of flagged data per NO3 profile

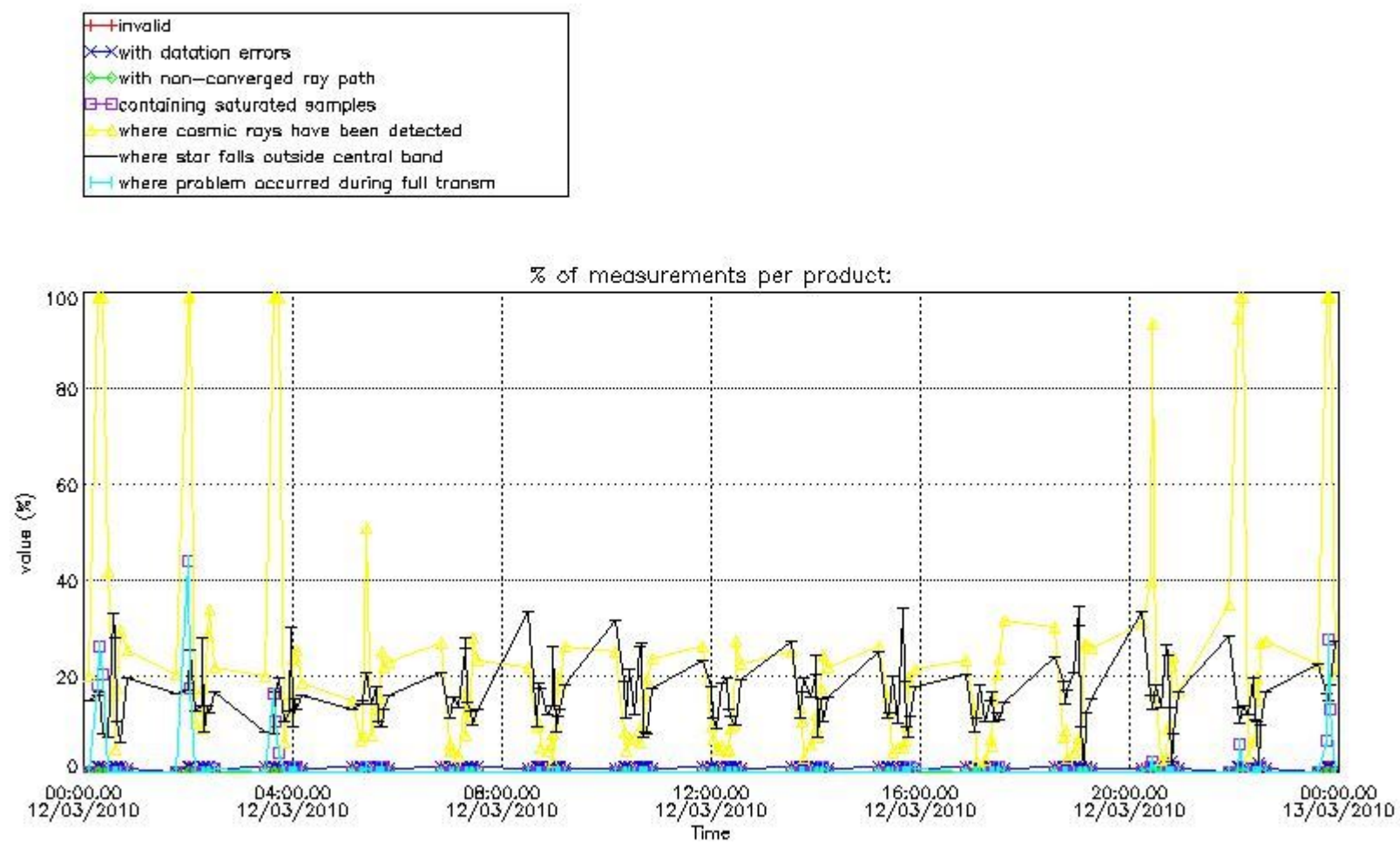


4. Level 1 quality information per product

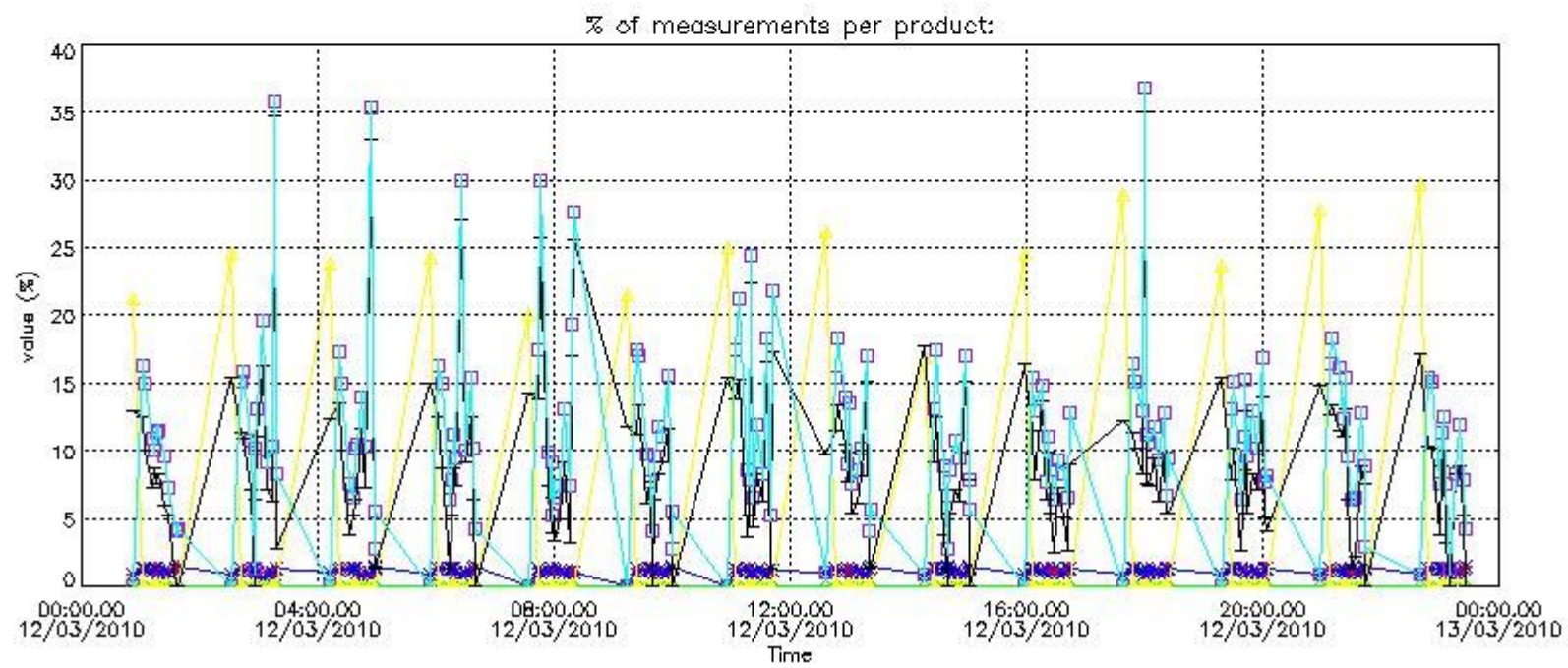
In this section it is plotted some information contained in the Quality Summary data set of the level 2 products that comes from the level 1b processing. Products without errors (error flag in the MPH set to "0") are used.

4.1 Plot quality information per product (time dependant) coming from level 1b processing

4.1.1 Plot level 1 quality information per product (time dependant): ENVISAT ASCENDING passes

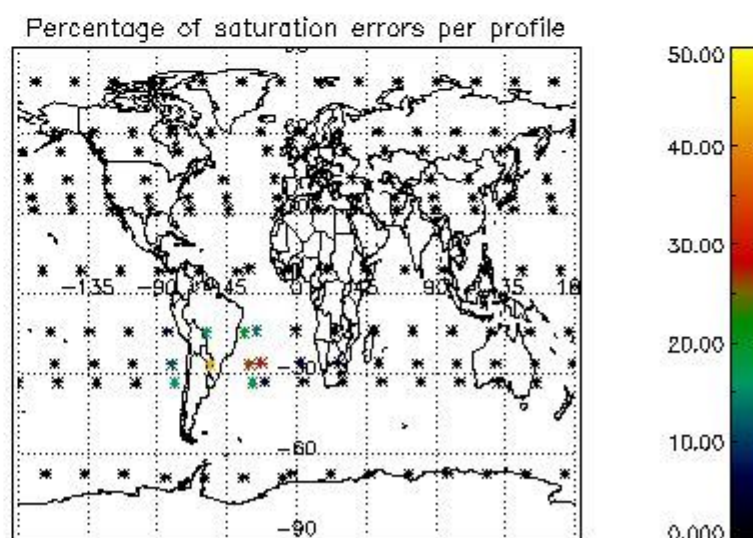
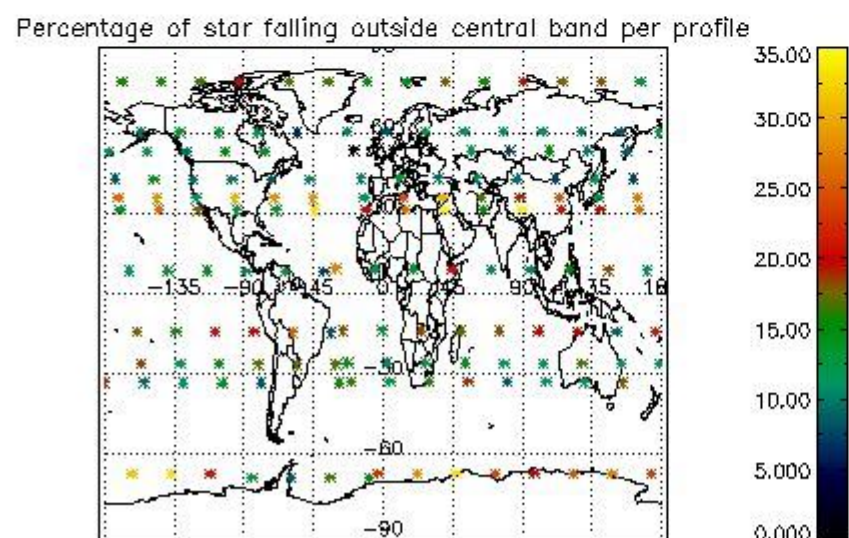
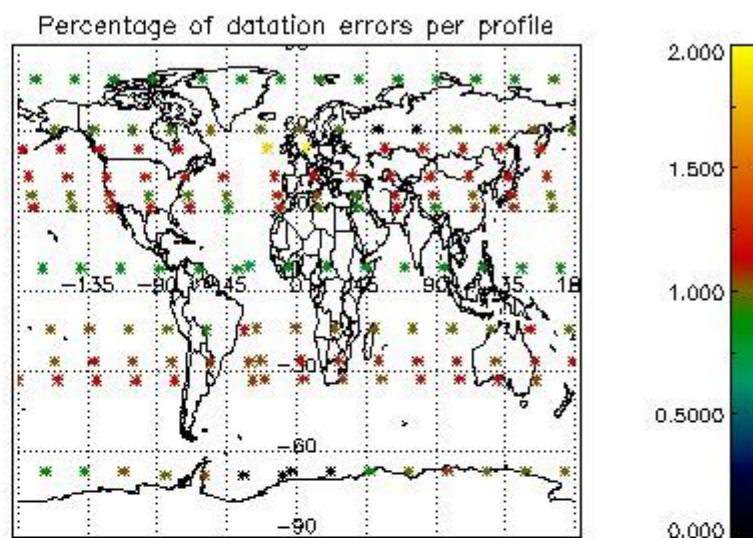
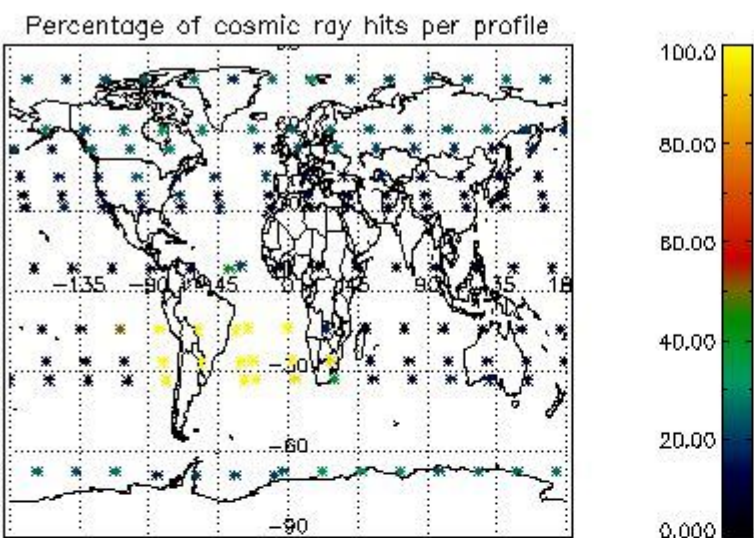


4.1.2 Plot level 1 quality information per product (time dependant): ENVI SAT DESCENDING passes

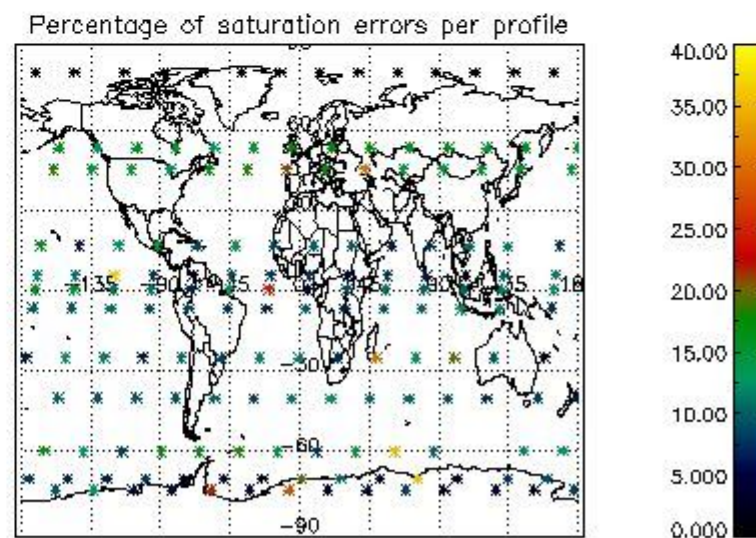
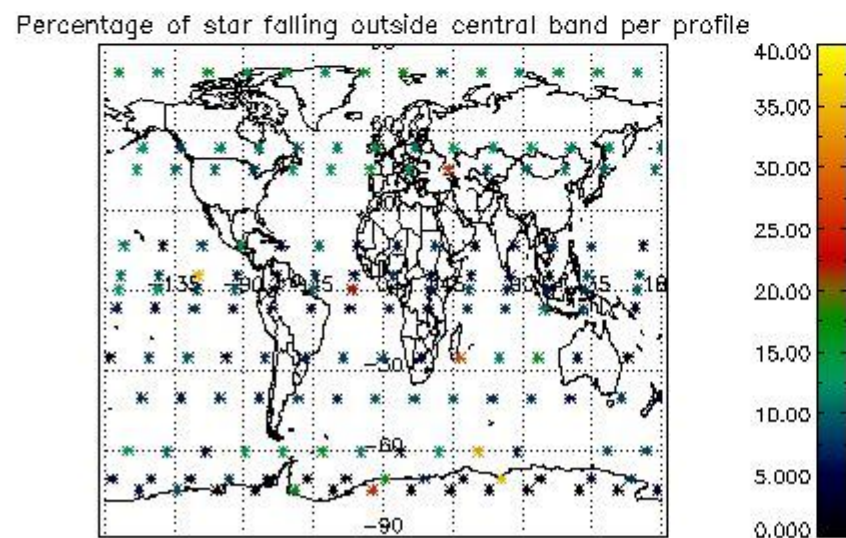
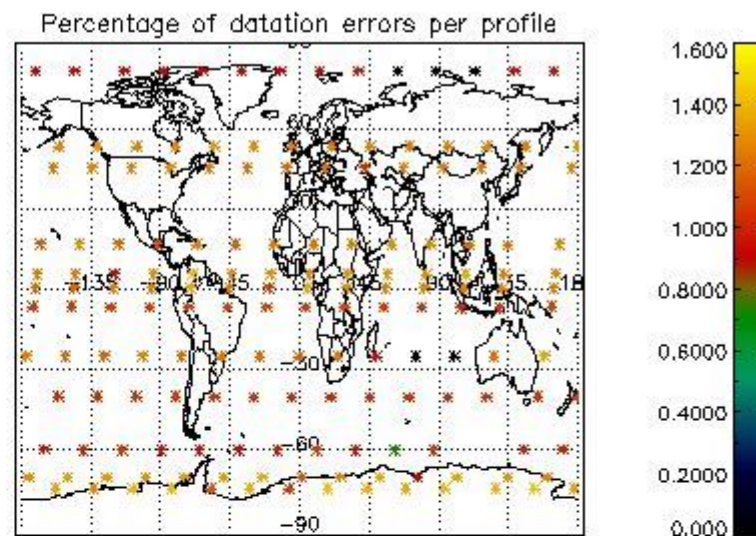
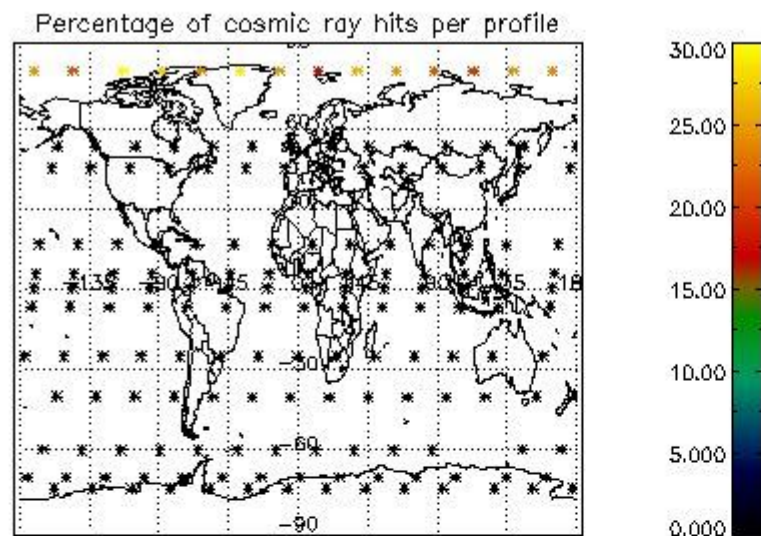


4.2 Plot quality information per product coming from level 1b processing (world map)

4.2.1 Plot level 1 quality information per product (world map): ENVISAT ASCENDING passes



4.2.2 Plot level 1 quality information per product (world map): ENVISAT DESCENDING passes



5. Trace gas profiles

5.1 Ozone statistics based on quality of products

The final quality of the products can be "measured" using the STD (Standard Deviation) attached to every point profile. This information is written to the parameter GOM_NL__2P/NL_LOCAL_SPECIES_DENSITY/o3_std of the level 2 products. The table below shows the statistics for given STD ranges.

The statistics are given with respect to the overall valid production:

- Products without fatal errors: GOM_NL__2P/MPH/PRODUCT_ERR=0
- Valid point profile: GOM_NL__2P/NL_LOCAL_SPECIES_DENSITY/pcd(0)=0

The 'Criteria' is applied to valid points of dark limb products:

- Products in dark limb illumination condition: GOM_NL__2P/NL_SUMMARY_QUALITY/obs_ill_cond=0
- Products without fatal errors: GOM_NL__2P/MPH/PRODUCT_ERR=0
- Valid point profile: GOM_NL__2P/NL_LOCAL_SPECIES_DENSITY/pcd(0)=0

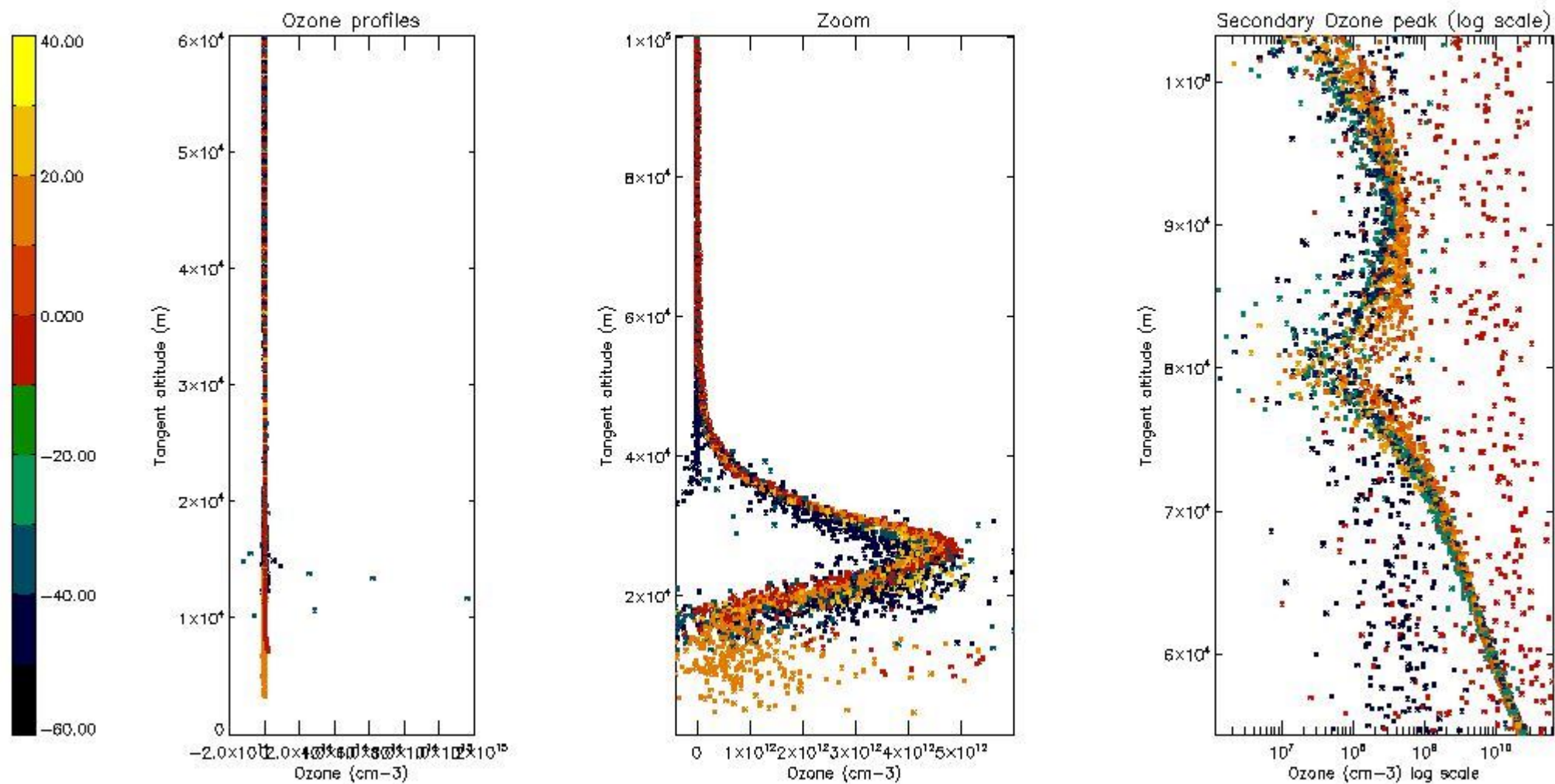
So, the table below shows the percentage of dark limb and valid observations for each criteria with respect to the overall valid daily observations.

Criteria	% of total production
All STD	33
STD < 20	16

STD < 10	13
STD < 5	9

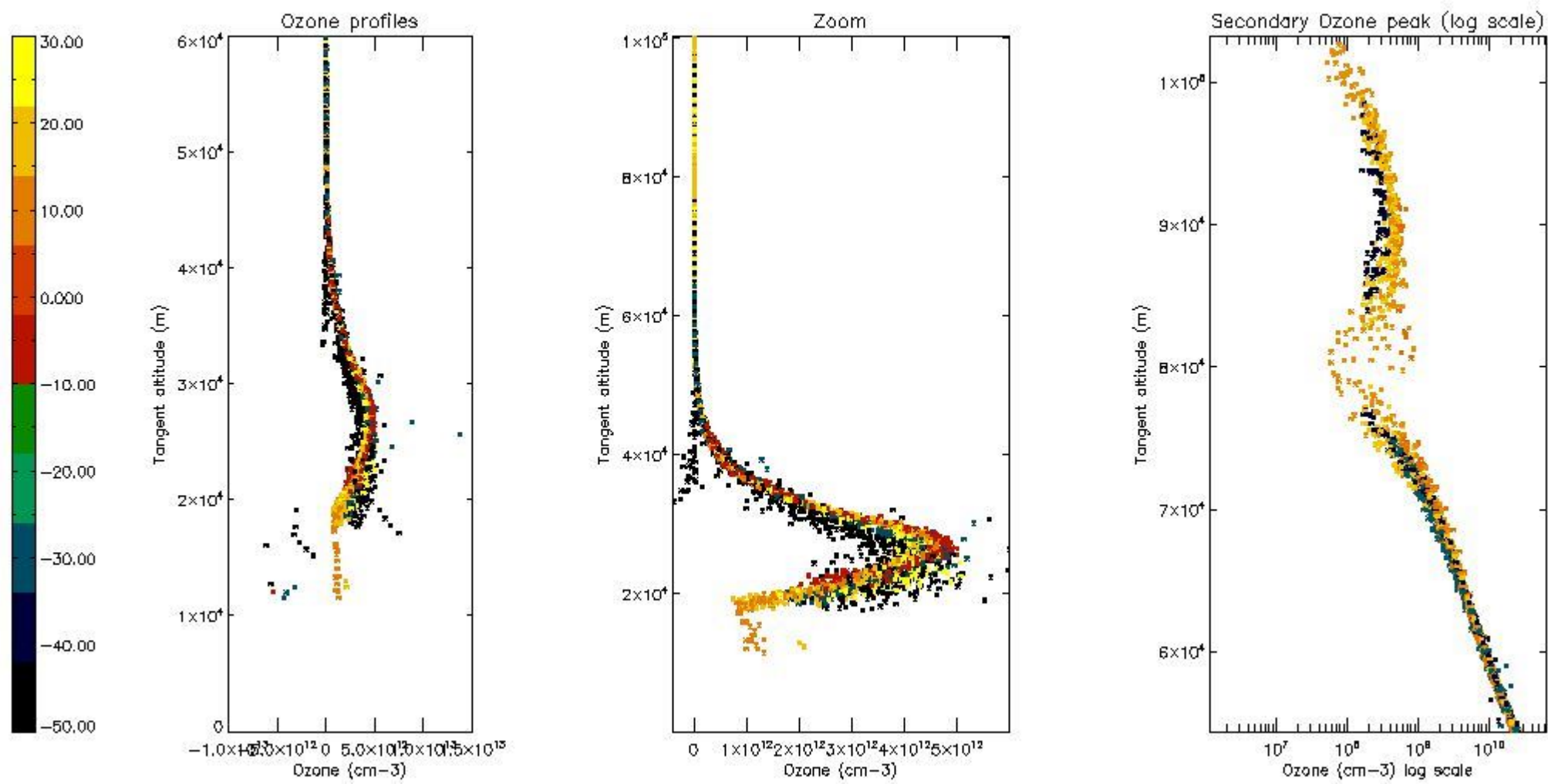
5.2 Plot ozone profiles for all STD (dark without errors)

The colorbar represents the latitude.



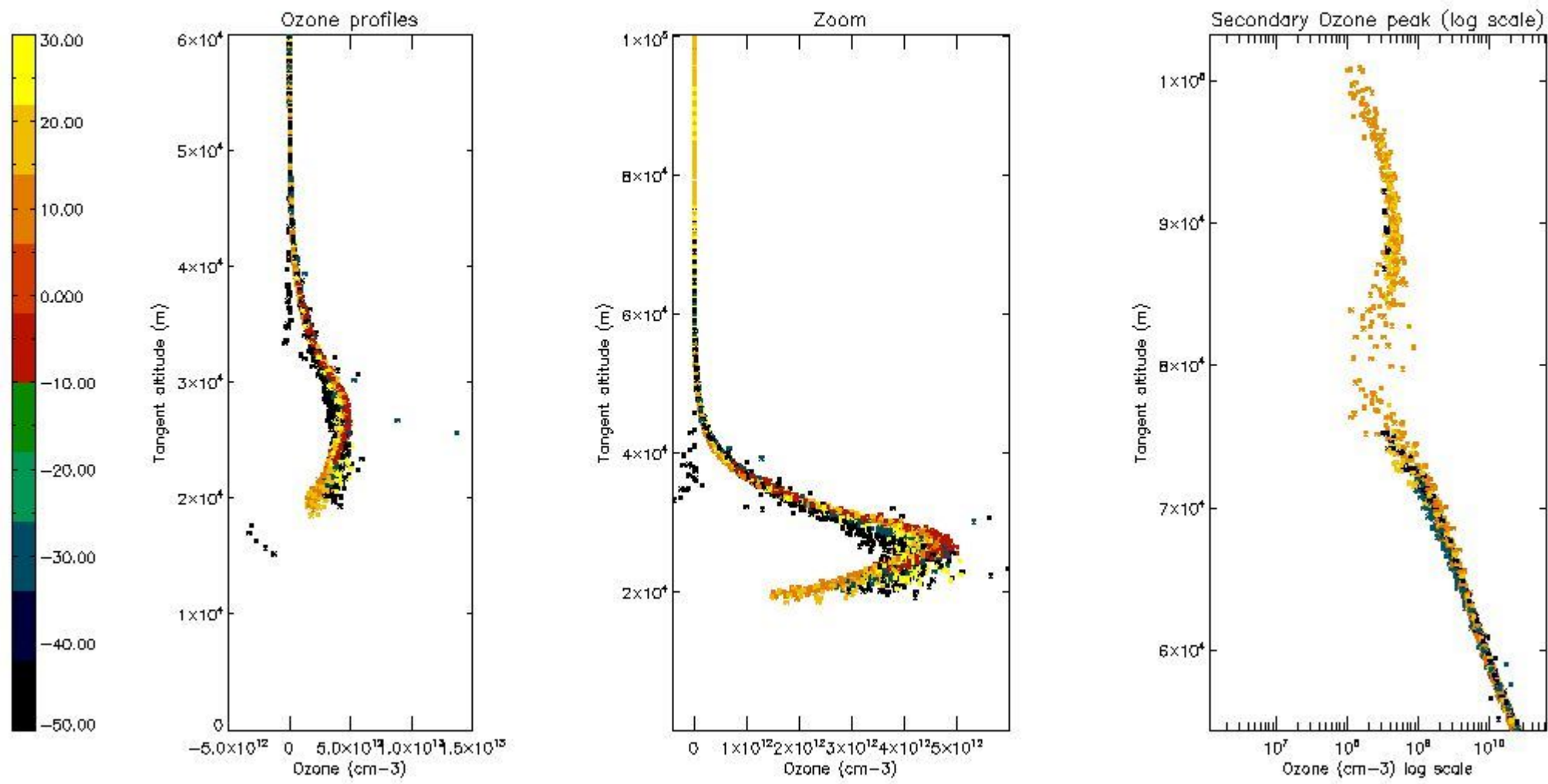
5.3 Plot ozone profiles where STD < 20% (dark without errors)

The colorbar represents the latitude.



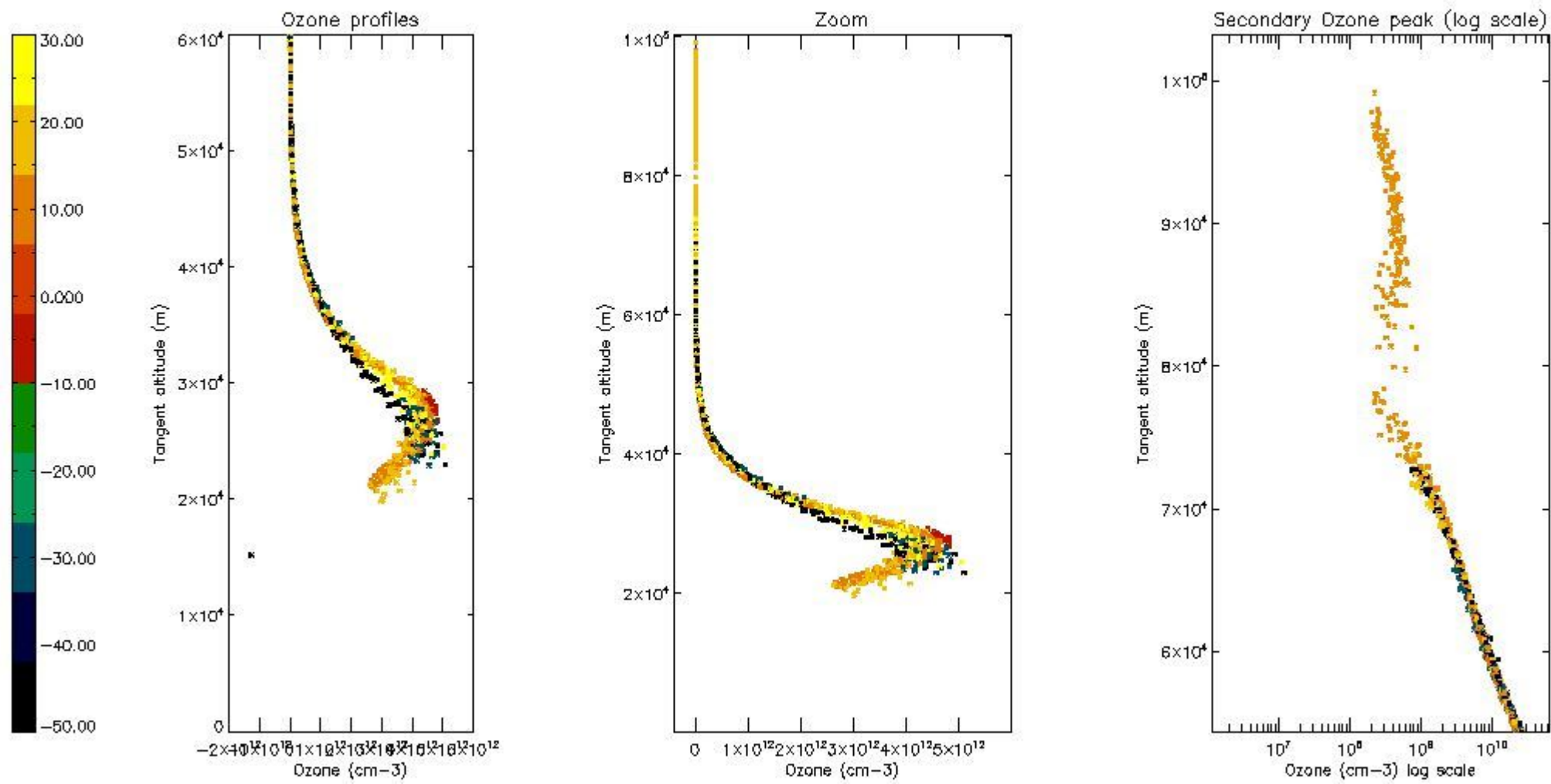
5.4 Plot ozone profiles where STD < 10% (dark without errors)

The colorbar represents the latitude.



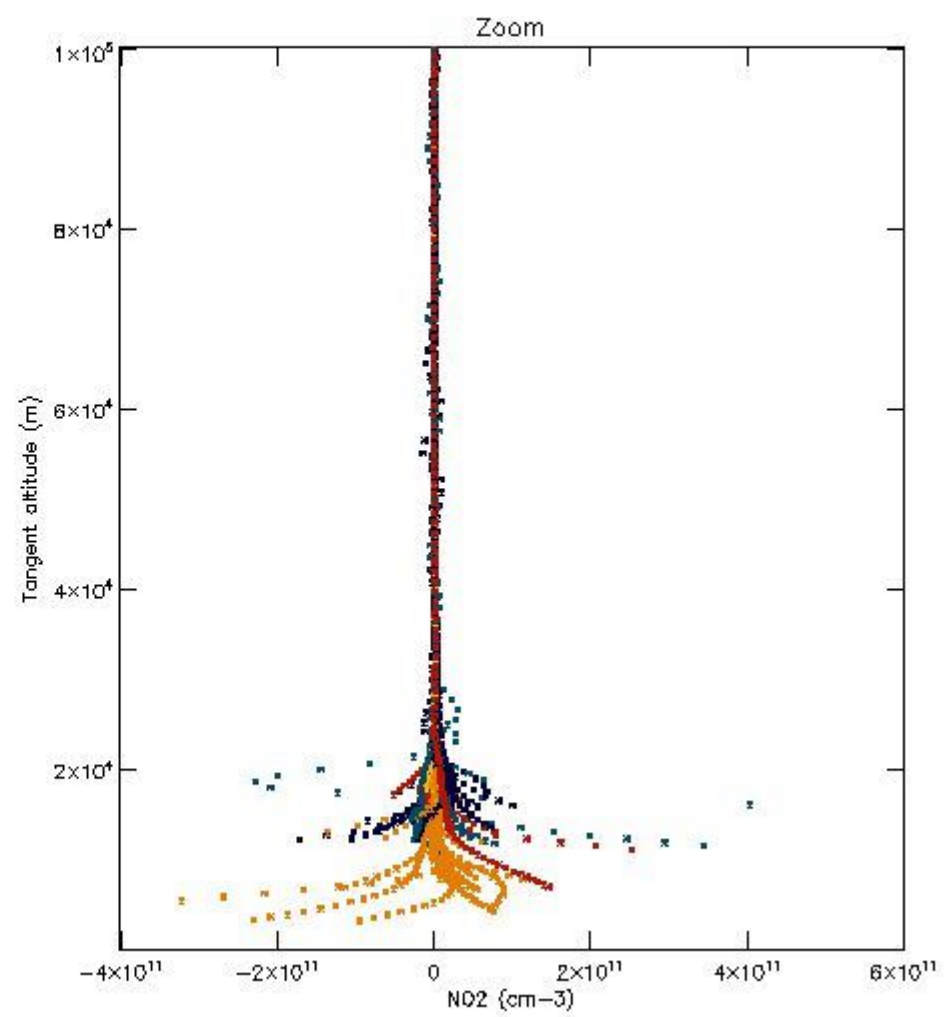
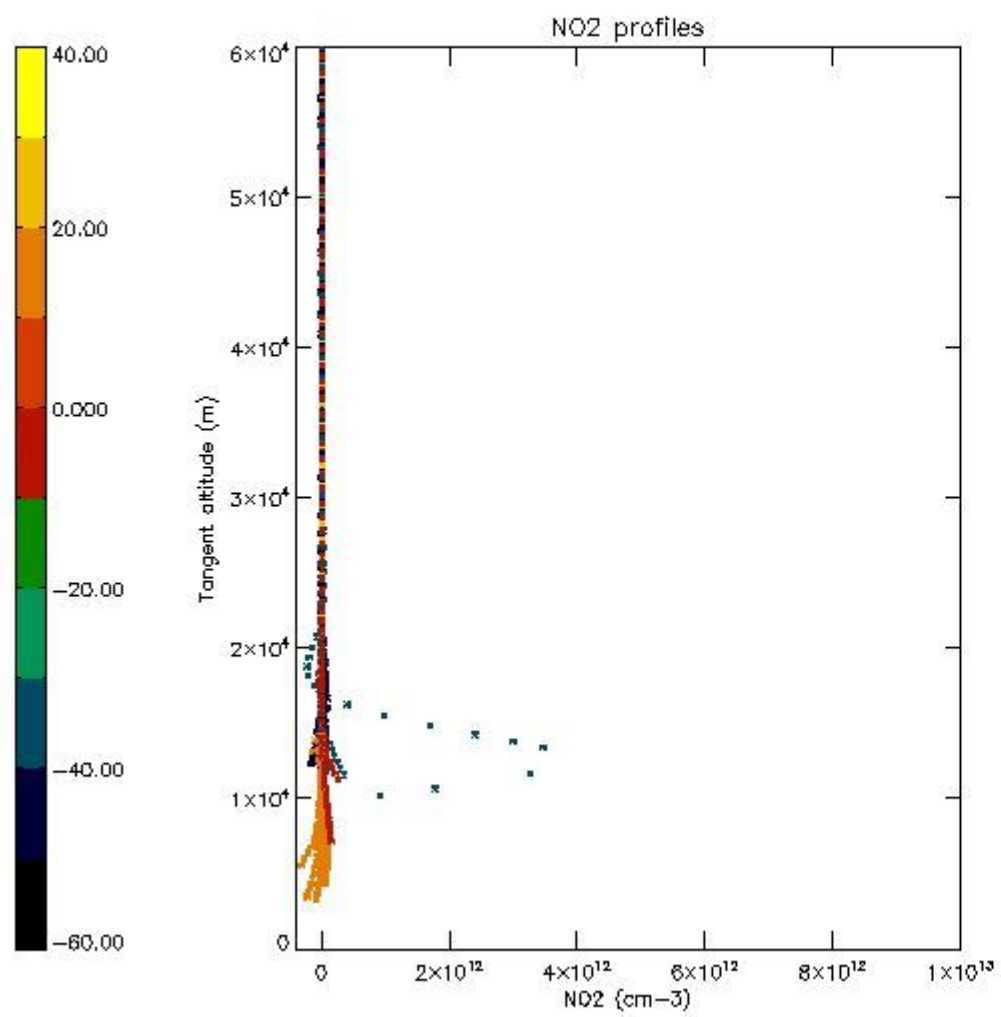
5.5 Plot ozone profiles where STD < 5% (dark without errors)

The colorbar represents the latitude.



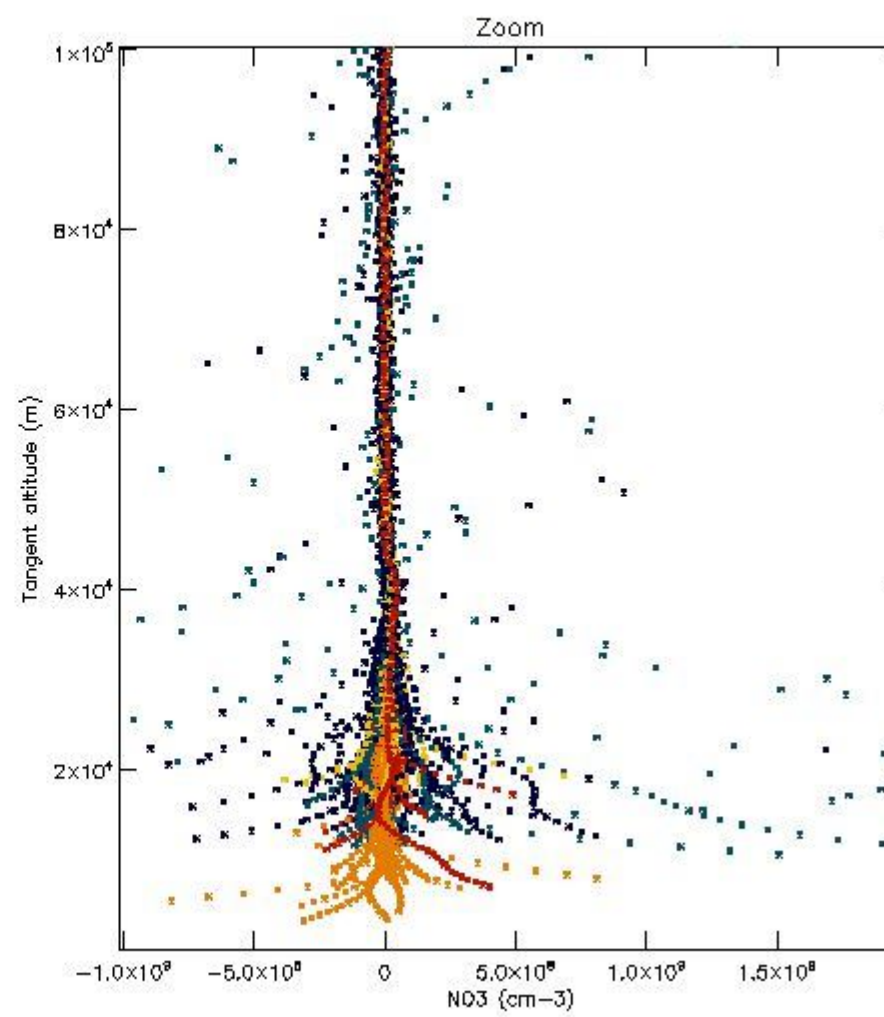
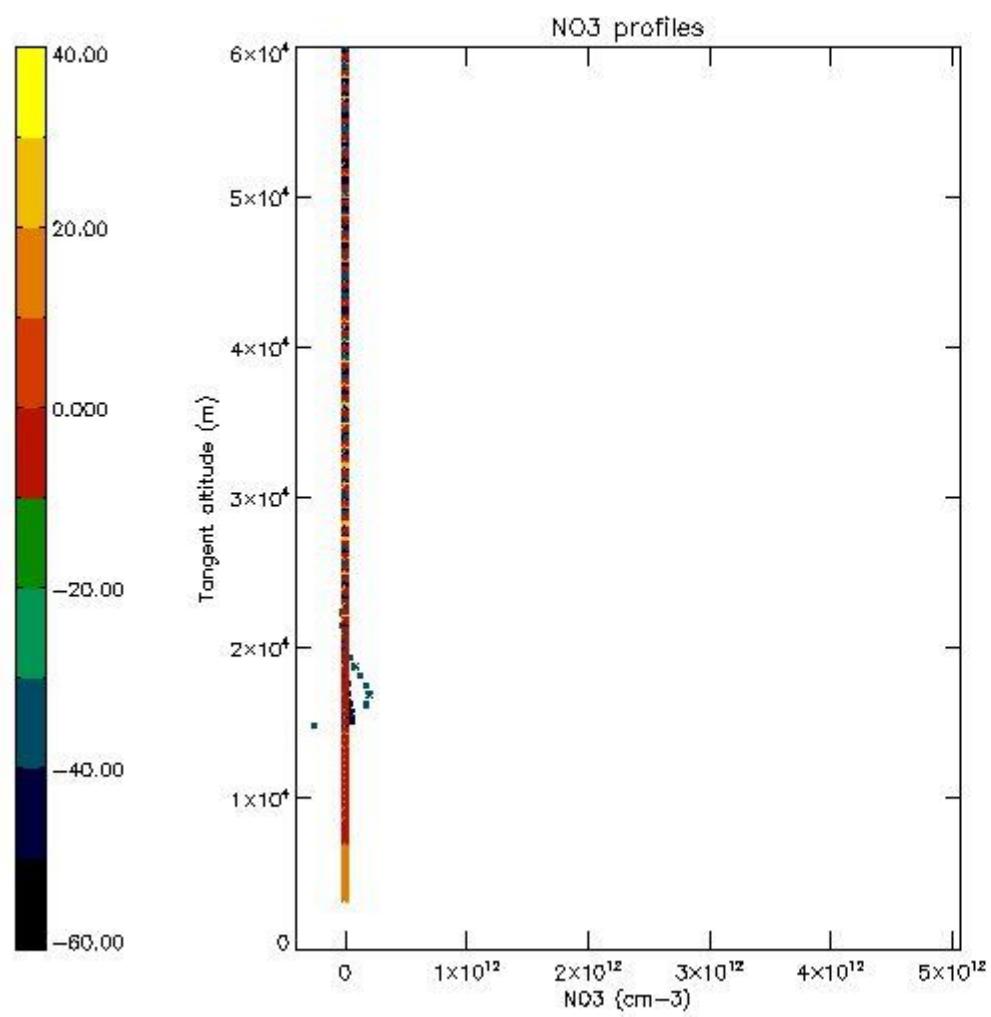
5.6 Plot NO₂ profiles for all STD (dark without errors)

The colorbar represents the latitude.



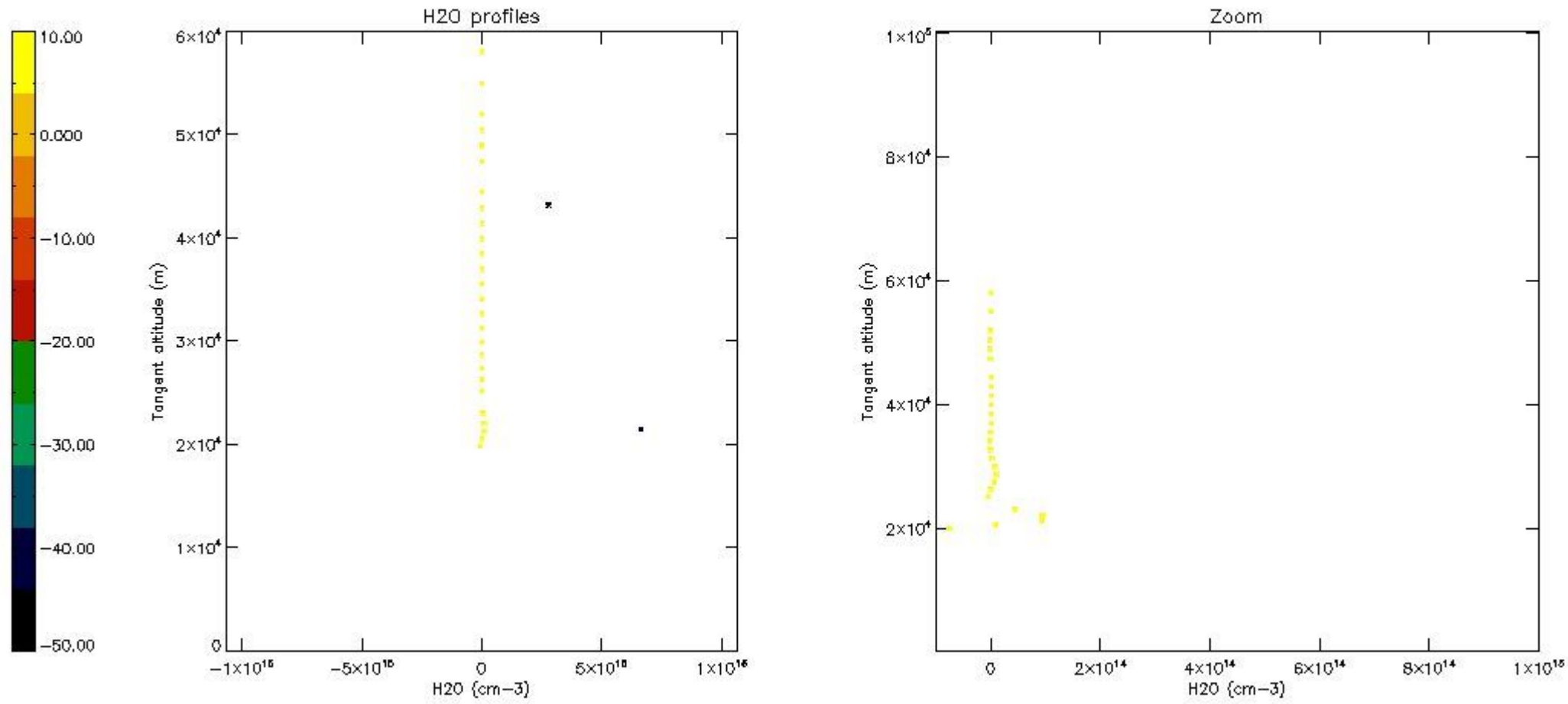
5.7 Plot NO3 profiles for all STD (dark without errors)

The colorbar represents the latitude.



5.8 Plot H₂O profiles for all STD (only for occultations of stars 1,2,3,4,13,14,16,26,63 dark without errors)

The colorbar represents the latitude.



6. Auxiliary Data Files used for the production reported in section 2

The number reported in the third column indicates since which file (see list in section 2) the corresponding auxiliary file has been used. The fourth column is the date of those product files.

Type	Auxiliary Filename	Used since product	Used since product date
INST_PHYS_CHARACTERISTICS	GOM_INS_AXVIEC20091111_143220_20030716_120000_20500101_000000	1	12-MAR-2010 00:06:19
LEVEL-2_PROC_CONFIG	GOM_PR2_AXVIEC20091111_152718_20020301_000000_20500101_000000	1	12-MAR-2010 00:06:19
CROSS_SECTIONS_FILE	GOM_CRS_AXVIEC20091111_154832_20020301_000000_20500101_000000	1	12-MAR-2010 00:06:19

GOMOS Level 2 Daily Report

SUMMARY

[1. General Info](#)

[2. Summary of processed GOM_NL_2P products](#)

[3. Level 2 Quality information per product](#)

[3.1 Plot of level 2 quality information per product \(time dependant\)](#)

[3.2 Plot of level 2 quality information per product \(world map\)](#)

[4. Level 1 Quality information per product \(stored on level 2 products\)](#)

[4.1 Plot of level 1 quality information per product \(time dependant\)](#)

[4.1.1 Plot of level 1 quality information per product \(time dependant\): ASCENDING](#)

[4.1.2 Plot of level 1 quality information per product \(time dependant\): DESCENDING](#)

[4.2 Plot of level 1 quality information per product \(world map\)](#)

[4.2.1 Plot of level 1 quality information per product \(world map\): ASCENDING](#)

[4.2.2 Plot of level 1 quality information per product \(world map\): DESCENDING](#)

[5. Ozone profiles based on quality statistics and other trace gas profiles](#)

[5.1 Ozone statistics based on quality of products](#)

[5.2 Plot ozone profiles for all STD \(dark without errors\)](#)

[5.3 Plot ozone profiles where STD < 20% \(dark without errors\)](#)

[5.4. Plot ozone profiles where STD < 10% \(dark without errors\)](#)

[5.5. Plot ozone profiles where STD < 5% \(dark without errors\)](#)

[5.6 Plot NO2 profiles for all STD \(dark without errors\)](#)

[5.7 Plot NO3 profiles for all STD \(dark without errors\)](#)

[5.8 Plot H2O profiles \(only for occultations of stars 1,2,3,4,13,14,16,26,63 dark without errors\) for all STD](#)

[6. Auxiliary Data Files used for the production reported in section 2](#)

This report presents the daily analysis on parameters extracted from GOMOS level 2 data (GOM_NL__2P). It is intended to monitor some important parameters that will impact the quality of these products. A list of level 2 products (and content) that have arrived during the reporting day to the PCF is also given.

Item	Value
Time of report generation	26APR2013 18:12:37
Data source version	GOMOS/6.01
Start time of products	12-03-2010 (12MAR2010 00:00:00)
Stop time of products	13-03-2010 (13MAR2010 00:00:00)
Store outputs in DB	Yes
Nb of level 2 prods	324
Nb of prods with errors	0

2. Summary of processed GOM_NL__2P products.

Nr	Filename	UTC Start time	Limb	Duration	Star Id	Star Name	Star Mag	Star Temp	Nb Meas	Orbit	Prod. error
1	GOM_NL__2PRFIN20100312_000619_00000502087_00345_41982_8903.N1	12-MAR-2010 00:06:19	Twilight	50.000	168	17Zet Aql	2.9860	11000.	100	41982	No
2	GOM_NL__2PRFIN20100312_001634_00000472087_00345_41982_8904.N1	12-MAR-2010 00:16:34	Dark	47.000	155	41Pi Sgr	2.9000	6600.0	94	41982	No
3	GOM_NL__2PRFIN20100312_001832_00000482087_00345_41982_8905.N1	12-MAR-2010 00:18:32	Dark	47.500	57	34Sig Sgr	2.0660	26000.	95	41982	No
4	GOM_NL__2PRFIN20100312_002154_00000442087_00345_41982_8906.N1	12-MAR-2010 00:21:54	Dark	44.000	38	20Eps Sgr	1.8360	11000.	88	41982	No
5	GOM_NL__2PRFIN20100312_002815_00000562087_00346_41983_8893.N1	12-MAR-2010 00:28:15	Dark	56.000	75	26Eps Sco	2.2910	4250.0	112	41983	No
6	GOM_NL__2PRFIN20100312_003441_00000562087_00346_41983_8894.N1	12-MAR-2010 00:34:41	Dark	56.000	4	Alp1Cen	-0.010000	5800.0	112	41983	No
7	GOM_NL__2PRFIN20100312_003556_00000522087_00346_41983_8895.N1	12-MAR-2010 00:35:56	Dark	51.500	10	Bet Cen	0.61000	28000.	103	41983	No
8	GOM_NL__2PRFIN20100312_003757_00000432087_00346_41983_8896.N1	12-MAR-2010 00:37:57	Dark	43.000	77	Eps Cen	2.3030	28000.	86	41983	No
9	GOM_NL__2PRFIN20100312_004258_00000502087_00346_41983_8897.N1	12-MAR-2010 00:42:58	Straylight	49.500	123	lot Cen	2.7500	10200.	99	41983	No
10	GOM_NL__2PRFIN20100312_004907_00000592087_00346_41983_8898.N1	12-MAR-2010 00:49:07	Straylight	59.000	106	9Bet Crv	2.6480	5600.0	118	41983	No
11	GOM_NL__2PRFIN20100312_005136_00000542087_00346_41983_8899.N1	12-MAR-2010 00:51:36	Straylight	54.000	100	4Gam Crv	2.5800	13100.	108	41983	No
12	GOM_NL__2PRFIN20100312_010107_00000402087_00346_41983_8900.N1	12-MAR-2010 01:01:07	Bright	40.000	22	32Alp Leo	1.3600	15200.	80	41983	No
13	GOM_NL__2PRFIN20100312_010327_00000402087_00346_41983_8901.N1	12-MAR-2010 01:03:27	Bright	40.000	51	41Gam1Leo	2.0100	4500.0	80	41983	No
14	GOM_NL__2PRFIN20100312_011132_00000422087_00346_41983_8902.N1	12-MAR-2010 01:11:32	Bright	41.500	174	52Psi UMa	3.0040	4400.0	83	41983	No
15	GOM_NL__2PRFIN20100312_011438_00000402087_00346_41983_8903.N1	12-MAR-2010 01:14:38	Bright	40.000	82	48Bet UMa	2.3650	10600.	80	41983	No
16	GOM_NL__2PRFIN20100312_011605_00000402087_00346_41983_8904.N1	12-MAR-2010 01:16:05	Bright	39.500	36	50Alp UMa	1.8000	6300.0	79	41983	No
17	GOM_NL__2PRFIN20100312_011809_00000482087_00346_41983_8905.N1	12-MAR-2010 01:18:09	Bright	48.000	32	77Eps UMa	1.7630	11000.	96	41983	No
18	GOM_NL__2PRFIN20100312_012315_00000422087_00346_41983_8906.N1	12-MAR-2010 01:23:15	Bright	41.500	60	7Bet UMi	2.0810	3950.0	83	41983	No
19	GOM_NL__2PRFIN20100312_012733_00000482087_00346_41983_8907.N1	12-MAR-2010 01:27:33	Bright	48.000	119	14Eta Dra	2.7270	4700.0	96	41983	No
20	GOM_NL__2PRFIN20100312_013615_00000372087_00346_41983_8908.N1	12-MAR-2010 01:36:15	Bright	37.000	144	18Del Cyg	2.8600	11000.	74	41983	No
21	GOM_NL__2PRFIN20100312_013736_00000362087_00346_41983_8909.N1	12-MAR-2010 01:37:36	Bright	35.500	66	37Gam Cyg	2.2080	5900.0	71	41983	No
22	GOM_NL__2PRFIN20100312_014656_00000522087_00346_41983_8910.N1	12-MAR-2010 01:46:56	Twilight	51.500	168	17Zet Aql	2.9860	11000.	103	41983	No
23	GOM_NL__2PRFIN20100312_015909_00000472087_00346_41983_8911.N1	12-MAR-2010 01:59:09	Dark	46.500	57	34Sig Sgr	2.0660	26000.	93	41983	No
24	GOM_NL__2PRFIN20100312_020231_00000552087_00346_41983_8912.N1	12-MAR-2010 02:02:31	Dark	55.000	38	20Eps Sgr	1.8360	11000.	110	41983	No
25	GOM_NL__2PRFIN20100312_020852_00000592087_00347_41984_8901.N1	12-MAR-2010 02:08:52	Dark	58.500	75	26Eps Sco	2.2910	4250.0	117	41984	No
26	GOM_NL__2PRFIN20100312_021517_00000442087_00347_41984_8902.N1	12-MAR-2010 02:15:17	Dark	43.500	4	Alp1Cen	-0.010000	5800.0	87	41984	No
27	GOM_NL__2PRFIN20100312_021633_00000522087_00347_41984_8903.N1	12-MAR-2010 02:16:33	Dark	51.500	10	Bet Cen	0.61000	28000.	103	41984	No
28	GOM_NL__2PRFIN20100312_021834_00000432087_00347_41984_8904.N1	12-MAR-2010 02:18:34	Dark	42.500	77	Eps Cen	2.3030	28000.	85	41984	No
29	GOM_NL__2PRFIN20100312_022132_00000442087_00347_41984_8905.N1	12-MAR-2010 02:21:32	Straylight	43.500	64	Gam Cen	2.2000	10600.	87	41984	No
30	GOM_NL__2PRFIN20100312_022335_00000532087_00347_41984_8906.N1	12-MAR-2010 02:23:35	Straylight	53.000	123	lot Cen	2.7500	10200.	106	41984	No
31	GOM_NL__2PRFIN20100312_022944_00000572087_00347_41984_8907.N1	12-MAR-2010 02:29:44	Straylight	57.000	106	9Bet Crv	2.6480	5600.0	114	41984	No
32	GOM_NL__2PRFIN20100312_023213_00000552087_00347_41984_8908.N1	12-MAR-2010 02:32:13	Straylight	55.000	100	4Gam Crv	2.5800	13100.	110	41984	No
33	GOM_NL__2PRFIN20100312_024143_00000402087_00347_41984_8909.N1	12-MAR-2010 02:41:43	Bright	39.500	22	32Alp Leo	1.3600	15200.	79	41984	No
34	GOM_NL__2PRFIN20100312_024403_00000412087_00347_41984_8910.N1	12-MAR-2010 02:44:03	Bright	41.000	51	41Gam1Leo	2.0100	4500.0	82	41984	No
35	GOM_NL__2PRFIN20100312_025207_00000422087_00347_41984_8911.N1	12-MAR-2010 02:52:07	Bright	42.000	174	52Psi UMa	3.0040	4400.0	84	41984	No
36	GOM_NL__2PRFIN20100312_025513_00000372087_00347_41984_8912.N1	12-MAR-2010 02:55:13	Bright	36.500	82	48Bet UMa	2.3650	10600.	73	41984	No
37	GOM_NL__2PRFIN20100312_025641_00000402087_00347_41984_8913.N1	12-MAR-2010 02:56:41	Bright	39.500	36	50Alp UMa	1.8000	6300.0	79	41984	No
38	GOM_NL__2PRFIN20100312_025843_00000502087_00347_41984_8914.N1	12-MAR-2010 02:58:43	Bright	49.500	32	77Eps UMa	1.7630	11000.	99	41984	No
39	GOM_NL__2PRFIN20100312_030351_00000462087_00347_41984_8915.N1	12-MAR-2010 03:03:51	Bright	46.000	60	7Bet UMi	2.0810	3950.0	92	41984	No
40	GOM_NL__2PRFIN20100312_030809_00000492087_00347_41984_8916.N1	12-MAR-2010 03:08:09	Bright	49.000	119	14Eta Dra	2.7270	4700.0	98	41984	No
41	GOM_NL__2PRFIN20100312_031350_00000492087_00347_41984_8917.N1	12-MAR-2010 03:13:50	Bright	48.500	69	33Gam Dra	2.2310	3800.0	97	41984	No
42	GOM_NL__2PRFIN20100312_031650_00000562087_00347_41984_8918.N1	12-MAR-2010 03:16:50	Bright	56.000	144	18Del Cyg	2.8600	11000.	112	41984	No

43	GOM_NL__2PRFIN20100312_031812_000000372087_00347_41984_8919.N1	12-MAR-2010 03:18:12	Bright	36.500	66	37Gam Cyg	2.2080	5900.0	73	41984	No
44	GOM_NL__2PRFIN20100312_032732_000000482087_00347_41984_8920.N1	12-MAR-2010 03:27:32	Twilight	47.500	168	17Zet Aql	2.9860	11000.	95	41984	No
45	GOM_NL__2PRFIN20100312_033747_000000432087_00347_41984_8921.N1	12-MAR-2010 03:37:47	Dark	43.000	155	41Pi Sgr	2.9000	6600.0	86	41984	No
46	GOM_NL__2PRFIN20100312_033945_000000482087_00347_41984_8922.N1	12-MAR-2010 03:39:45	Dark	47.500	57	34Sig Sgr	2.0660	26000.	95	41984	No
47	GOM_NL__2PRFIN20100312_034308_000000512087_00347_41984_8923.N1	12-MAR-2010 03:43:08	Dark	50.500	38	20Eps Sgr	1.8360	11000.	101	41984	No
48	GOM_NL__2PRFIN20100312_034930_000000582087_00348_41985_8909.N1	12-MAR-2010 03:49:30	Dark	57.500	75	26Eps Sco	2.2910	4250.0	115	41985	No
49	GOM_NL__2PRFIN20100312_035554_000000432087_00348_41985_8910.N1	12-MAR-2010 03:55:54	Dark	43.000	4	Alp1Cen	-0.010000	5800.0	86	41985	No
50	GOM_NL__2PRFIN20100312_035709_000000532087_00348_41985_8911.N1	12-MAR-2010 03:57:09	Dark	53.000	10	Bet Cen	0.61000	28000.	106	41985	No
51	GOM_NL__2PRFIN20100312_035910_000000422087_00348_41985_8912.N1	12-MAR-2010 03:59:10	Dark	42.000	77	Eps Cen	2.3030	28000.	84	41985	No
52	GOM_NL__2PRFIN20100312_040209_000000462087_00348_41985_8913.N1	12-MAR-2010 04:02:09	Straylight	45.500	64	Gam Cen	2.2000	10600.	91	41985	No
53	GOM_NL__2PRFIN20100312_040412_000000532087_00348_41985_8914.N1	12-MAR-2010 04:04:12	Straylight	53.000	123	lot Cen	2.7500	10200.	106	41985	No
54	GOM_NL__2PRFIN20100312_041020_000000572087_00348_41985_8915.N1	12-MAR-2010 04:10:20	Straylight	56.500	106	9Bet Crv	2.6480	5600.0	113	41985	No
55	GOM_NL__2PRFIN20100312_041249_000000532087_00348_41985_8916.N1	12-MAR-2010 04:12:49	Straylight	52.500	100	4Gam Crv	2.5800	13100.	105	41985	No
56	GOM_NL__2PRFIN20100312_042219_000000412087_00348_41985_8917.N1	12-MAR-2010 04:22:19	Bright	40.500	22	32Alp Leo	1.3600	15200.	81	41985	No
57	GOM_NL__2PRFIN20100312_042439_000000402087_00348_41985_8918.N1	12-MAR-2010 04:24:39	Bright	40.000	51	41Gam1Leo	2.0100	4500.0	80	41985	No
58	GOM_NL__2PRFIN20100312_043243_000000402087_00348_41985_8919.N1	12-MAR-2010 04:32:43	Bright	39.500	174	52Psi UMa	3.0040	4400.0	79	41985	No
59	GOM_NL__2PRFIN20100312_043549_000000392087_00348_41985_8920.N1	12-MAR-2010 04:35:49	Bright	38.500	82	48Bet UMa	2.3650	10600.	77	41985	No
60	GOM_NL__2PRFIN20100312_043716_000000402087_00348_41985_8921.N1	12-MAR-2010 04:37:16	Bright	39.500	36	50Alp UMa	1.8000	6300.0	79	41985	No
61	GOM_NL__2PRFIN20100312_043919_000000482087_00348_41985_8922.N1	12-MAR-2010 04:39:19	Bright	48.000	32	77Eps UMa	1.7630	11000.	96	41985	No
62	GOM_NL__2PRFIN20100312_044427_000000432087_00348_41985_8923.N1	12-MAR-2010 04:44:27	Bright	43.000	60	7Bet UMi	2.0810	3950.0	86	41985	No
63	GOM_NL__2PRFIN20100312_044844_000000492087_00348_41985_8924.N1	12-MAR-2010 04:48:44	Bright	48.500	119	14Eta Dra	2.7270	4700.0	97	41985	No
64	GOM_NL__2PRFIN20100312_045426_000000682087_00348_41985_8925.N1	12-MAR-2010 04:54:26	Bright	68.000	69	33Gam Dra	2.2310	3800.0	136	41985	No
65	GOM_NL__2PRFIN20100312_045727_000000372087_00348_41985_8926.N1	12-MAR-2010 04:57:27	Bright	37.000	144	18Del Cyg	2.8600	11000.	74	41985	No
66	GOM_NL__2PRFIN20100312_045849_000000362087_00348_41985_8927.N1	12-MAR-2010 04:58:49	Bright	36.000	66	37Gam Cyg	2.2080	5900.0	72	41985	No
67	GOM_NL__2PRFIN20100312_050809_000000502087_00348_41985_8928.N1	12-MAR-2010 05:08:09	Twilight	50.000	168	17Zet Aql	2.9860	11000.	100	41985	No
68	GOM_NL__2PRFIN20100312_051823_000000462087_00348_41985_8929.N1	12-MAR-2010 05:18:23	Dark	45.500	155	41Pi Sgr	2.9000	6600.0	91	41985	No
69	GOM_NL__2PRFIN20100312_052022_000000472087_00348_41985_8930.N1	12-MAR-2010 05:20:22	Dark	46.500	57	34Sig Sgr	2.0660	26000.	93	41985	No
70	GOM_NL__2PRFIN20100312_052345_000000512087_00348_41985_8931.N1	12-MAR-2010 05:23:45	Dark	51.000	38	20Eps Sgr	1.8360	11000.	102	41985	No
71	GOM_NL__2PRFIN20100312_053007_000000602087_00349_41986_8917.N1	12-MAR-2010 05:30:07	Dark	60.000	75	26Eps Sco	2.2910	4250.0	120	41986	No
72	GOM_NL__2PRFIN20100312_053630_000000452087_00349_41986_8918.N1	12-MAR-2010 05:36:30	Dark	45.000	4	Alp1Cen	-0.010000	5800.0	90	41986	No
73	GOM_NL__2PRFIN20100312_053746_000000422087_00349_41986_8919.N1	12-MAR-2010 05:37:46	Dark	42.000	10	Bet Cen	0.61000	28000.	84	41986	No
74	GOM_NL__2PRFIN20100312_053947_000000432087_00349_41986_8920.N1	12-MAR-2010 05:39:47	Dark	42.500	77	Eps Cen	2.3030	28000.	85	41986	No
75	GOM_NL__2PRFIN20100312_054245_000000422087_00349_41986_8921.N1	12-MAR-2010 05:42:45	Straylight	42.000	64	Gam Cen	2.2000	10600.	84	41986	No
76	GOM_NL__2PRFIN20100312_054448_000000532087_00349_41986_8922.N1	12-MAR-2010 05:44:48	Straylight	53.000	123	lot Cen	2.7500	10200.	106	41986	No
77	GOM_NL__2PRFIN20100312_055056_000000572087_00349_41986_8923.N1	12-MAR-2010 05:50:56	Straylight	56.500	106	9Bet Crv	2.6480	5600.0	113	41986	No
78	GOM_NL__2PRFIN20100312_055325_000000542087_00349_41986_8924.N1	12-MAR-2010 05:53:25	Straylight	53.500	100	4Gam Crv	2.5800	13100.	107	41986	No
79	GOM_NL__2PRFIN20100312_060255_000000402087_00349_41986_8925.N1	12-MAR-2010 06:02:55	Bright	40.000	22	32Alp Leo	1.3600	15200.	80	41986	No
80	GOM_NL__2PRFIN20100312_060515_000000402087_00349_41986_8926.N1	12-MAR-2010 06:05:15	Bright	40.000	51	41Gam1Leo	2.0100	4500.0	80	41986	No
81	GOM_NL__2PRFIN20100312_061319_000000392087_00349_41986_8927.N1	12-MAR-2010 06:13:19	Bright	39.000	174	52Psi UMa	3.0040	4400.0	78	41986	No
82	GOM_NL__2PRFIN20100312_061625_000000392087_00349_41986_8928.N1	12-MAR-2010 06:16:25	Bright	38.500	82	48Bet UMa	2.3650	10600.	77	41986	No
83	GOM_NL__2PRFIN20100312_061752_000000402087_00349_41986_8929.N1	12-MAR-2010 06:17:52	Bright	40.000	36	50Alp UMa	1.8000	6300.0	80	41986	No
84	GOM_NL__2PRFIN20100312_061954_000000482087_00349_41986_8930.N1	12-MAR-2010 06:19:54	Bright	47.500	32	77Eps UMa	1.7630	11000.	95	41986	No
85	GOM_NL__2PRFIN20100312_062502_000000542087_00349_41986_8931.N1	12-MAR-2010 06:25:02	Bright	53.500	60	7Bet UMi	2.0810	3950.0	107	41986	No
86	GOM_NL__2PRFIN20100312_062920_000000502087_00349_41986_8932.N1	12-MAR-2010 06:29:20	Bright	49.500	119	14Eta Dra	2.7270	4700.0	99	41986	No
87	GOM_NL__2PRFIN20100312_063502_000000522087_00349_41986_8933.N1	12-MAR-2010 06:35:02	Bright	52.000	69	33Gam Dra	2.2310	3800.0	104	41986	No
88	GOM_NL__2PRFIN20100312_063803_000000402087_00349_41986_8934.N1	12-MAR-2010 06:38:03	Bright	39.500	144	18Del Cyg	2.8600	11000.	79	41986	No
89	GOM_NL__2PRFIN20100312_063925_000000352087_00349_41986_8935.N1	12-MAR-2010 06:39:25	Bright	35.000	66	37Gam Cyg	2.2080	5900.0	70	41986	No
90	GOM_NL__2PRFIN20100312_064910_000000482087_00349_41986_8936.N1	12-MAR-2010 06:49:10	Bright	48.000	11	53Alp Aql	0.76500	8000.0	96	41986	No
91	GOM_NL__2PRFIN20100312_065900_000000442087_00349_41986_8937.N1	12-MAR-2010 06:59:00	Dark	44.000	155	41Pi Sgr	2.9000	6600.0	88	41986	No
92	GOM_NL__2PRFIN20100312_070059_000000452087_00349_41986_8938.N1	12-MAR-2010 07:00:59	Dark	44.500	57	34Sig Sgr	2.0660	26000.	89	41986	No
93	GOM_NL__2PRFIN20100312_070421_000000482087_00349_41986_8939.N1	12-MAR-2010 07:04:21	Dark	47.500	38	20Eps Sgr	1.8360	11000.	95	41986	No
94	GOM_NL__2PRFIN20100312_071044_000000592087_00350_41987_8945.N1	12-MAR-2010 07:10:44	Dark	59.000	75	26Eps Sco	2.2910	4250.0	118	41987	No
95	GOM_NL__2PRFIN20100312_071707_000000512087_00350_41987_8946.N1	12-MAR-2010 07:17:07	Dark	50.500	4	Alp1Cen	-0.010000	5800.0	101	41987	No
96	GOM_NL__2PRFIN20100312_071822_000000522087_00350_41987_8947.N1	12-MAR-2010 07:18:22	Dark	51.500	10	Bet Cen	0.61000	28000.	103	41987	No
97	GOM_NL__2PRFIN20100312_072023_000000452087_00350_41987_8948.N1	12-MAR-2010 07:20:23	Dark	45.000	77	Eps Cen	2.3030	28000.	90	41987	No
98	GOM_NL__2PRFIN20100312_072322_000000442087_00350_41987_8949.N1	12-MAR-2010 07:23:22	Straylight	43.500	64	Gam Cen	2.2000	10600.	87	41987	No
99	GOM_NL__2PRFIN20100312_072525_000000522087_00350_41987_8950.N1	12-MAR-2010 07:25:25	Straylight	51.500	123	lot Cen	2.7500	10200.	103	41987	No
100	GOM_NL__2PRFIN20100312_073132_000000542087_00350_41987_8951.N1	12-MAR-2010 07:31:32	Straylight	54.000	106	9Bet Crv	2.6480	5600.0	108	41987	No
101	GOM_NL__2PRFIN20100312_073401_000000532087_00350_41987_8952.N1	12-MAR-2010 07:34:01	Straylight	52.500	100	4Gam Crv	2.5800	13100.	105	41987	No

102	GOM_NL__2PRFIN20100312_074331_000000402087_00350_41987_8953.N1	12-MAR-2010 07:43:31	Bright	40.000	22	32Alp Leo	1.3600	15200.	80	41987	No
103	GOM_NL__2PRFIN20100312_074551_000000492087_00350_41987_8954.N1	12-MAR-2010 07:45:51	Bright	48.500	51	41Gam1Leo	2.0100	4500.0	97	41987	No
104	GOM_NL__2PRFIN20100312_075354_000000412087_00350_41987_8955.N1	12-MAR-2010 07:53:54	Bright	40.500	174	52Psi UMa	3.0040	4400.0	81	41987	No
105	GOM_NL__2PRFIN20100312_075700_000000382087_00350_41987_8956.N1	12-MAR-2010 07:57:00	Bright	38.000	82	48Bet UMa	2.3650	10600.	76	41987	No
106	GOM_NL__2PRFIN20100312_075828_000000392087_00350_41987_8957.N1	12-MAR-2010 07:58:28	Bright	38.500	36	50Alp UMa	1.8000	6300.0	77	41987	No
107	GOM_NL__2PRFIN20100312_080030_000000462087_00350_41987_8958.N1	12-MAR-2010 08:00:30	Bright	45.500	32	77Eps UMa	1.7630	11000.	91	41987	No
108	GOM_NL__2PRFIN20100312_080538_000000412087_00350_41987_8959.N1	12-MAR-2010 08:05:38	Bright	40.500	60	7Bet UMi	2.0810	3950.0	81	41987	No
109	GOM_NL__2PRFIN20100312_080955_000000502087_00350_41987_8960.N1	12-MAR-2010 08:09:55	Bright	49.500	119	14Eta Dra	2.7270	4700.0	99	41987	No
110	GOM_NL__2PRFIN20100312_081537_000000482087_00350_41987_8961.N1	12-MAR-2010 08:15:37	Bright	47.500	69	33Gam Dra	2.2310	3800.0	95	41987	No
111	GOM_NL__2PRFIN20100312_081839_000000442087_00350_41987_8962.N1	12-MAR-2010 08:18:39	Bright	44.000	144	18Del Cyg	2.8600	11000.	88	41987	No
112	GOM_NL__2PRFIN20100312_082001_000000472087_00350_41987_8963.N1	12-MAR-2010 08:20:01	Bright	47.000	66	37Gam Cyg	2.2080	5900.0	94	41987	No
113	GOM_NL__2PRFIN20100312_082946_000000572087_00350_41987_8964.N1	12-MAR-2010 08:29:46	Bright	57.000	11	53Alp Aql	0.76500	8000.0	114	41987	No
114	GOM_NL__2PRFIN20100312_083937_000000432087_00350_41987_8965.N1	12-MAR-2010 08:39:37	Dark	43.000	155	41Pi Sgr	2.9000	6600.0	86	41987	No
115	GOM_NL__2PRFIN20100312_084135_000000492087_00350_41987_8966.N1	12-MAR-2010 08:41:35	Dark	48.500	57	34Sig Sgr	2.0660	26000.	97	41987	No
116	GOM_NL__2PRFIN20100312_084458_000000492087_00350_41987_8967.N1	12-MAR-2010 08:44:58	Dark	48.500	38	20Eps Sgr	1.8360	11000.	97	41987	No
117	GOM_NL__2PRFIN20100312_085122_000000592087_00351_41988_8974.N1	12-MAR-2010 08:51:22	Dark	58.500	75	26Eps Sco	2.2910	4250.0	117	41988	No
118	GOM_NL__2PRFIN20100312_085744_000000432087_00351_41988_8975.N1	12-MAR-2010 08:57:44	Dark	43.000	4	Alp1Cen	-0.010000	5800.0	86	41988	No
119	GOM_NL__2PRFIN20100312_085859_000000502087_00351_41988_8976.N1	12-MAR-2010 08:58:59	Dark	50.000	10	Bet Cen	0.61000	28000.	100	41988	No
120	GOM_NL__2PRFIN20100312_090100_000000422087_00351_41988_8977.N1	12-MAR-2010 09:01:00	Dark	42.000	77	Eps Cen	2.3030	28000.	84	41988	No
121	GOM_NL__2PRFIN20100312_090358_000000442087_00351_41988_8978.N1	12-MAR-2010 09:03:58	Straylight	43.500	64	Gam Cen	2.2000	10600.	87	41988	No
122	GOM_NL__2PRFIN20100312_090601_000000532087_00351_41988_8979.N1	12-MAR-2010 09:06:01	Straylight	53.000	123	lot Cen	2.7500	10200.	106	41988	No
123	GOM_NL__2PRFIN20100312_091209_000000582087_00351_41988_8980.N1	12-MAR-2010 09:12:09	Straylight	57.500	106	9Bet Crv	2.6480	5600.0	115	41988	No
124	GOM_NL__2PRFIN20100312_091437_000000512087_00351_41988_8981.N1	12-MAR-2010 09:14:37	Straylight	51.000	100	4Gam Crv	2.5800	13100.	102	41988	No
125	GOM_NL__2PRFIN20100312_092407_000000402087_00351_41988_8982.N1	12-MAR-2010 09:24:07	Bright	40.000	22	32Alp Leo	1.3600	15200.	80	41988	No
126	GOM_NL__2PRFIN20100312_092627_000000412087_00351_41988_8983.N1	12-MAR-2010 09:26:27	Bright	41.000	51	41Gam1Leo	2.0100	4500.0	82	41988	No
127	GOM_NL__2PRFIN20100312_093430_000000412087_00351_41988_8984.N1	12-MAR-2010 09:34:30	Bright	41.000	174	52Psi UMa	3.0040	4400.0	82	41988	No
128	GOM_NL__2PRFIN20100312_093736_000000392087_00351_41988_8985.N1	12-MAR-2010 09:37:36	Bright	39.000	82	48Bet UMa	2.3650	10600.	78	41988	No
129	GOM_NL__2PRFIN20100312_093903_000000372087_00351_41988_8986.N1	12-MAR-2010 09:39:03	Bright	37.000	36	50Alp UMa	1.8000	6300.0	74	41988	No
130	GOM_NL__2PRFIN20100312_094105_000000472087_00351_41988_8987.N1	12-MAR-2010 09:41:05	Bright	47.000	32	77Eps UMa	1.7630	11000.	94	41988	No
131	GOM_NL__2PRFIN20100312_094613_000000432087_00351_41988_8988.N1	12-MAR-2010 09:46:13	Bright	42.500	60	7Bet UMi	2.0810	3950.0	85	41988	No
132	GOM_NL__2PRFIN20100312_095031_000000502087_00351_41988_8989.N1	12-MAR-2010 09:50:31	Bright	49.500	119	14Eta Dra	2.7270	4700.0	99	41988	No
133	GOM_NL__2PRFIN20100312_095613_000000522087_00351_41988_8990.N1	12-MAR-2010 09:56:13	Bright	51.500	69	33Gam Dra	2.2310	3800.0	103	41988	No
134	GOM_NL__2PRFIN20100312_095915_000000372087_00351_41988_8991.N1	12-MAR-2010 09:59:15	Bright	36.500	144	18Del Cyg	2.8600	11000.	73	41988	No
135	GOM_NL__2PRFIN20100312_100037_000000362087_00351_41988_8992.N1	12-MAR-2010 10:00:37	Bright	36.000	66	37Gam Cyg	2.2080	5900.0	72	41988	No
136	GOM_NL__2PRFIN20100312_101022_000000562087_00351_41988_8993.N1	12-MAR-2010 10:10:22	Bright	55.500	11	53Alp Aql	0.76500	8000.0	111	41988	No
137	GOM_NL__2PRFIN20100312_102014_000000482087_00351_41988_8994.N1	12-MAR-2010 10:20:14	Dark	47.500	155	41Pi Sgr	2.9000	6600.0	95	41988	No
138	GOM_NL__2PRFIN20100312_102212_000000452087_00351_41988_8995.N1	12-MAR-2010 10:22:12	Dark	44.500	57	34Sig Sgr	2.0660	26000.	89	41988	No
139	GOM_NL__2PRFIN20100312_102535_000000522087_00351_41988_8996.N1	12-MAR-2010 10:25:35	Dark	51.500	38	20Eps Sgr	1.8360	11000.	103	41988	No
140	GOM_NL__2PRFIN20100312_103159_000000592087_00352_41989_8982.N1	12-MAR-2010 10:31:59	Dark	58.500	75	26Eps Sco	2.2910	4250.0	117	41989	No
141	GOM_NL__2PRFIN20100312_103820_000000502087_00352_41989_8983.N1	12-MAR-2010 10:38:20	Dark	50.000	4	Alp1Cen	-0.010000	5800.0	100	41989	No
142	GOM_NL__2PRFIN20100312_103935_000000512087_00352_41989_8984.N1	12-MAR-2010 10:39:35	Dark	50.500	10	Bet Cen	0.61000	28000.	101	41989	No
143	GOM_NL__2PRFIN20100312_104136_000000412087_00352_41989_8985.N1	12-MAR-2010 10:41:36	Dark	41.000	77	Eps Cen	2.3030	28000.	82	41989	No
144	GOM_NL__2PRFIN20100312_104435_000000412087_00352_41989_8986.N1	12-MAR-2010 10:44:35	Straylight	41.000	64	Gam Cen	2.2000	10600.	82	41989	No
145	GOM_NL__2PRFIN20100312_104638_000000492087_00352_41989_8987.N1	12-MAR-2010 10:46:38	Straylight	49.000	123	lot Cen	2.7500	10200.	98	41989	No
146	GOM_NL__2PRFIN20100312_105245_000000572087_00352_41989_8988.N1	12-MAR-2010 10:52:45	Straylight	57.000	106	9Bet Crv	2.6480	5600.0	114	41989	No
147	GOM_NL__2PRFIN20100312_105513_000000522087_00352_41989_8989.N1	12-MAR-2010 10:55:13	Straylight	52.000	100	4Gam Crv	2.5800	13100.	104	41989	No
148	GOM_NL__2PRFIN20100312_110443_000000402087_00352_41989_8990.N1	12-MAR-2010 11:04:43	Bright	40.000	22	32Alp Leo	1.3600	15200.	80	41989	No
149	GOM_NL__2PRFIN20100312_110702_000000432087_00352_41989_8991.N1	12-MAR-2010 11:07:02	Bright	42.500	51	41Gam1Leo	2.0100	4500.0	85	41989	No
150	GOM_NL__2PRFIN20100312_111505_000000412087_00352_41989_8992.N1	12-MAR-2010 11:15:05	Bright	40.500	174	52Psi UMa	3.0040	4400.0	81	41989	No
151	GOM_NL__2PRFIN20100312_111812_000000392087_00352_41989_8993.N1	12-MAR-2010 11:18:12	Bright	38.500	82	48Bet UMa	2.3650	10600.	77	41989	No
152	GOM_NL__2PRFIN20100312_111939_000000472087_00352_41989_8994.N1	12-MAR-2010 11:19:39	Bright	47.000	36	50Alp UMa	1.8000	6300.0	94	41989	No
153	GOM_NL__2PRFIN20100312_112140_000000462087_00352_41989_8995.N1	12-MAR-2010 11:21:40	Bright	46.000	32	77Eps UMa	1.7630	11000.	92	41989	No
154	GOM_NL__2PRFIN20100312_112649_000000422087_00352_41989_8996.N1	12-MAR-2010 11:26:49	Bright	42.000	60	7Bet UMi	2.0810	3950.0	84	41989	No
155	GOM_NL__2PRFIN20100312_113106_000000482087_00352_41989_8997.N1	12-MAR-2010 11:31:06	Bright	48.000	119	14Eta Dra	2.7270	4700.0	96	41989	No
156	GOM_NL__2PRFIN20100312_113648_000000552087_00352_41989_8998.N1	12-MAR-2010 11:36:48	Bright	54.500	69	33Gam Dra	2.2310	3800.0	109	41989	No
157	GOM_NL__2PRFIN20100312_113950_000000382087_00352_41989_8999.N1	12-MAR-2010 11:39:50	Bright	38.000	144	18Del Cyg	2.8600	11000.	76	41989	No
158	GOM_NL__2PRFIN20100312_114113_000000442087_00352_41989_9000.N1	12-MAR-2010 11:41:13	Bright	43.500	66	37Gam Cyg	2.2080	5900.0	87	41989	No
159	GOM_NL__2PRFIN20100312_115059_000000502087_00352_41989_9001.N1	12-MAR-2010 11:50:59	Bright	49.500	11	53Alp Aql	0.76500	8000.0	99	41989	No
160	GOM_NL__2PRFIN20100312_120050_000000482087_00352_41989_9002.N1	12-MAR-2010 12:00:50	Dark	47.500	155	41Pi Sgr	2.9000	6600.0	95	41989	No

161	GOM_NL__2PRFIN20100312_120249_000000452087_00352_41989_9003.N1	12-MAR-2010 12:02:49	Dark	44.500	57	34Sig Sgr	2.0660	26000.	89	41989	No
162	GOM_NL__2PRFIN20100312_120612_000000442087_00352_41989_9004.N1	12-MAR-2010 12:06:12	Dark	44.000	38	20Eps Sgr	1.8360	11000.	88	41989	No
163	GOM_NL__2PRFIN20100312_121236_000000632087_00353_41990_8990.N1	12-MAR-2010 12:12:36	Dark	62.500	75	26Eps Sco	2.2910	4250.0	125	41990	No
164	GOM_NL__2PRFIN20100312_121856_000000462087_00353_41990_8991.N1	12-MAR-2010 12:18:56	Dark	46.000	4	Alp1Cen	-0.010000	5800.0	92	41990	No
165	GOM_NL__2PRFIN20100312_122012_000000422087_00353_41990_8992.N1	12-MAR-2010 12:20:12	Dark	42.000	10	Bet Cen	0.61000	28000.	84	41990	No
166	GOM_NL__2PRFIN20100312_122213_000000442087_00353_41990_8993.N1	12-MAR-2010 12:22:13	Dark	43.500	77	Eps Cen	2.3030	28000.	87	41990	No
167	GOM_NL__2PRFIN20100312_122511_000000422087_00353_41990_8994.N1	12-MAR-2010 12:25:11	Straylight	41.500	64	Gam Cen	2.2000	10600.	83	41990	No
168	GOM_NL__2PRFIN20100312_122714_000000512087_00353_41990_8995.N1	12-MAR-2010 12:27:14	Straylight	51.000	123	lot Cen	2.7500	10200.	102	41990	No
169	GOM_NL__2PRFIN20100312_123321_000000602087_00353_41990_8996.N1	12-MAR-2010 12:33:21	Straylight	59.500	106	9Bet Crv	2.6480	5600.0	119	41990	No
170	GOM_NL__2PRFIN20100312_123549_000000522087_00353_41990_8997.N1	12-MAR-2010 12:35:49	Straylight	51.500	100	4Gam Crv	2.5800	13100.	103	41990	No
171	GOM_NL__2PRFIN20100312_124519_000000392087_00353_41990_8998.N1	12-MAR-2010 12:45:19	Bright	39.000	22	32Alp Leo	1.3600	15200.	78	41990	No
172	GOM_NL__2PRFIN20100312_124738_000000412087_00353_41990_8999.N1	12-MAR-2010 12:47:38	Bright	41.000	51	41Gam1Leo	2.0100	4500.0	82	41990	No
173	GOM_NL__2PRFIN20100312_125541_000000432087_00353_41990_9000.N1	12-MAR-2010 12:55:41	Bright	43.000	174	52Psi UMa	3.0040	4400.0	86	41990	No
174	GOM_NL__2PRFIN20100312_125847_000000392087_00353_41990_9001.N1	12-MAR-2010 12:58:47	Bright	39.000	82	48Bet UMa	2.3650	10600.	78	41990	No
175	GOM_NL__2PRFIN20100312_130015_000000412087_00353_41990_9002.N1	12-MAR-2010 13:00:15	Bright	40.500	36	50Alp UMa	1.8000	6300.0	81	41990	No
176	GOM_NL__2PRFIN20100312_130215_000000472087_00353_41990_9003.N1	12-MAR-2010 13:02:15	Bright	46.500	32	77Eps UMa	1.7630	11000.	93	41990	No
177	GOM_NL__2PRFIN20100312_130724_000000412087_00353_41990_9004.N1	12-MAR-2010 13:07:24	Bright	40.500	60	7Bet UMi	2.0810	3950.0	81	41990	No
178	GOM_NL__2PRFIN20100312_131141_000000492087_00353_41990_9005.N1	12-MAR-2010 13:11:41	Bright	49.000	119	14Eta Dra	2.7270	4700.0	98	41990	No
179	GOM_NL__2PRFIN20100312_131724_000000532087_00353_41990_9006.N1	12-MAR-2010 13:17:24	Bright	53.000	69	33Gam Dra	2.2310	3800.0	106	41990	No
180	GOM_NL__2PRFIN20100312_132026_000000382087_00353_41990_9007.N1	12-MAR-2010 13:20:26	Bright	37.500	144	18Del Cyg	2.8600	11000.	75	41990	No
181	GOM_NL__2PRFIN20100312_132148_000000362087_00353_41990_9008.N1	12-MAR-2010 13:21:48	Bright	35.500	66	37Gam Cyg	2.2080	5900.0	71	41990	No
182	GOM_NL__2PRFIN20100312_133135_000000522087_00353_41990_9009.N1	12-MAR-2010 13:31:35	Bright	51.500	11	53Alp Aql	0.76500	8000.0	103	41990	No
183	GOM_NL__2PRFIN20100312_134127_000000452087_00353_41990_9010.N1	12-MAR-2010 13:41:27	Dark	44.500	155	41Pi Sgr	2.9000	6600.0	89	41990	No
184	GOM_NL__2PRFIN20100312_134325_000000482087_00353_41990_9011.N1	12-MAR-2010 13:43:25	Dark	47.500	57	34Sig Sgr	2.0660	26000.	95	41990	No
185	GOM_NL__2PRFIN20100312_134648_000000512087_00353_41990_9012.N1	12-MAR-2010 13:46:48	Dark	50.500	38	20Eps Sgr	1.8360	11000.	101	41990	No
186	GOM_NL__2PRFIN20100312_135313_000000612087_00354_41991_8998.N1	12-MAR-2010 13:53:13	Dark	61.000	75	26Eps Sco	2.2910	4250.0	122	41991	No
187	GOM_NL__2PRFIN20100312_135933_000000472087_00354_41991_8999.N1	12-MAR-2010 13:59:33	Dark	46.500	4	Alp1Cen	-0.010000	5800.0	93	41991	No
188	GOM_NL__2PRFIN20100312_140048_000000492087_00354_41991_9000.N1	12-MAR-2010 14:00:48	Dark	49.000	10	Bet Cen	0.61000	28000.	98	41991	No
189	GOM_NL__2PRFIN20100312_140249_000000422087_00354_41991_9001.N1	12-MAR-2010 14:02:49	Dark	41.500	77	Eps Cen	2.3030	28000.	83	41991	No
190	GOM_NL__2PRFIN20100312_140547_000000462087_00354_41991_9002.N1	12-MAR-2010 14:05:47	Straylight	45.500	64	Gam Cen	2.2000	10600.	91	41991	No
191	GOM_NL__2PRFIN20100312_140751_000000522087_00354_41991_9003.N1	12-MAR-2010 14:07:51	Straylight	51.500	123	lot Cen	2.7500	10200.	103	41991	No
192	GOM_NL__2PRFIN20100312_141357_000000582087_00354_41991_9004.N1	12-MAR-2010 14:13:57	Straylight	57.500	106	9Bet Crv	2.6480	5600.0	115	41991	No
193	GOM_NL__2PRFIN20100312_141625_000000572087_00354_41991_9005.N1	12-MAR-2010 14:16:25	Straylight	56.500	100	4Gam Crv	2.5800	13100.	113	41991	No
194	GOM_NL__2PRFIN20100312_142555_000000382087_00354_41991_9006.N1	12-MAR-2010 14:25:55	Bright	38.000	22	32Alp Leo	1.3600	15200.	76	41991	No
195	GOM_NL__2PRFIN20100312_142814_000000402087_00354_41991_9007.N1	12-MAR-2010 14:28:14	Bright	40.000	51	41Gam1Leo	2.0100	4500.0	80	41991	No
196	GOM_NL__2PRFIN20100312_143616_000000402087_00354_41991_9008.N1	12-MAR-2010 14:36:16	Bright	39.500	174	52Psi UMa	3.0040	4400.0	79	41991	No
197	GOM_NL__2PRFIN20100312_143923_000000362087_00354_41991_9009.N1	12-MAR-2010 14:39:23	Bright	35.500	82	48Bet UMa	2.3650	10600.	71	41991	No
198	GOM_NL__2PRFIN20100312_144050_000000372087_00354_41991_9010.N1	12-MAR-2010 14:40:50	Bright	37.000	36	50Alp UMa	1.8000	6300.0	74	41991	No
199	GOM_NL__2PRFIN20100312_144250_000000472087_00354_41991_9011.N1	12-MAR-2010 14:42:50	Bright	47.000	32	77Eps UMa	1.7630	11000.	94	41991	No
200	GOM_NL__2PRFIN20100312_144800_000000422087_00354_41991_9012.N1	12-MAR-2010 14:48:00	Bright	42.000	60	7Bet UMi	2.0810	3950.0	84	41991	No
201	GOM_NL__2PRFIN20100312_145217_000000482087_00354_41991_9013.N1	12-MAR-2010 14:52:17	Bright	47.500	119	14Eta Dra	2.7270	4700.0	95	41991	No
202	GOM_NL__2PRFIN20100312_145800_000000532087_00354_41991_9014.N1	12-MAR-2010 14:58:00	Bright	53.000	69	33Gam Dra	2.2310	3800.0	106	41991	No
203	GOM_NL__2PRFIN20100312_150103_000000392087_00354_41991_9015.N1	12-MAR-2010 15:01:03	Bright	38.500	144	18Del Cyg	2.8600	11000.	77	41991	No
204	GOM_NL__2PRFIN20100312_150225_000000362087_00354_41991_9016.N1	12-MAR-2010 15:02:25	Bright	35.500	66	37Gam Cyg	2.2080	5900.0	71	41991	No
205	GOM_NL__2PRFIN20100312_151211_000000502087_00354_41991_9017.N1	12-MAR-2010 15:12:11	Bright	50.000	11	53Alp Aql	0.76500	8000.0	100	41991	No
206	GOM_NL__2PRFIN20100312_152203_000000452087_00354_41991_9018.N1	12-MAR-2010 15:22:03	Dark	44.500	155	41Pi Sgr	2.9000	6600.0	89	41991	No
207	GOM_NL__2PRFIN20100312_152402_000000452087_00354_41991_9019.N1	12-MAR-2010 15:24:02	Dark	44.500	57	34Sig Sgr	2.0660	26000.	89	41991	No
208	GOM_NL__2PRFIN20100312_152725_000000502087_00354_41991_9020.N1	12-MAR-2010 15:27:25	Dark	50.000	38	20Eps Sgr	1.8360	11000.	100	41991	No
209	GOM_NL__2PRFIN20100312_153351_000000582087_00355_41992_9006.N1	12-MAR-2010 15:33:51	Dark	58.000	75	26Eps Sco	2.2910	4250.0	116	41992	No
210	GOM_NL__2PRFIN20100312_154010_000000572087_00355_41992_9007.N1	12-MAR-2010 15:40:10	Dark	57.000	4	Alp1Cen	-0.010000	5800.0	114	41992	No
211	GOM_NL__2PRFIN20100312_154125_000000452087_00355_41992_9008.N1	12-MAR-2010 15:41:25	Dark	45.000	10	Bet Cen	0.61000	28000.	90	41992	No
212	GOM_NL__2PRFIN20100312_154326_000000432087_00355_41992_9009.N1	12-MAR-2010 15:43:26	Dark	42.500	77	Eps Cen	2.3030	28000.	85	41992	No
213	GOM_NL__2PRFIN20100312_154624_000000412087_00355_41992_9010.N1	12-MAR-2010 15:46:24	Straylight	41.000	64	Gam Cen	2.2000	10600.	82	41992	No
214	GOM_NL__2PRFIN20100312_154828_000000522087_00355_41992_9011.N1	12-MAR-2010 15:48:28	Straylight	51.500	123	lot Cen	2.7500	10200.	103	41992	No
215	GOM_NL__2PRFIN20100312_155433_000000592087_00355_41992_9012.N1	12-MAR-2010 15:54:33	Straylight	58.500	106	9Bet Crv	2.6480	5600.0	117	41992	No
216	GOM_NL__2PRFIN20100312_155701_000000552087_00355_41992_9013.N1	12-MAR-2010 15:57:01	Straylight	55.000	100	4Gam Crv	2.5800	13100.	110	41992	No
217	GOM_NL__2PRFIN20100312_160631_000000392087_00355_41992_9014.N1	12-MAR-2010 16:06:31	Bright	39.000	22	32Alp Leo	1.3600	15200.	78	41992	No
218	GOM_NL__2PRFIN20100312_160850_000000392087_00355_41992_9015.N1	12-MAR-2010 16:08:50	Bright	38.500	51	41Gam1Leo	2.0100	4500.0	77	41992	No
219	GOM_NL__2PRFIN20100312_161652_000000442087_00355_41992_9016.N1	12-MAR-2010 16:16:52	Bright	44.000	174	52Psi UMa	3.0040	4400.0	88	41992	No

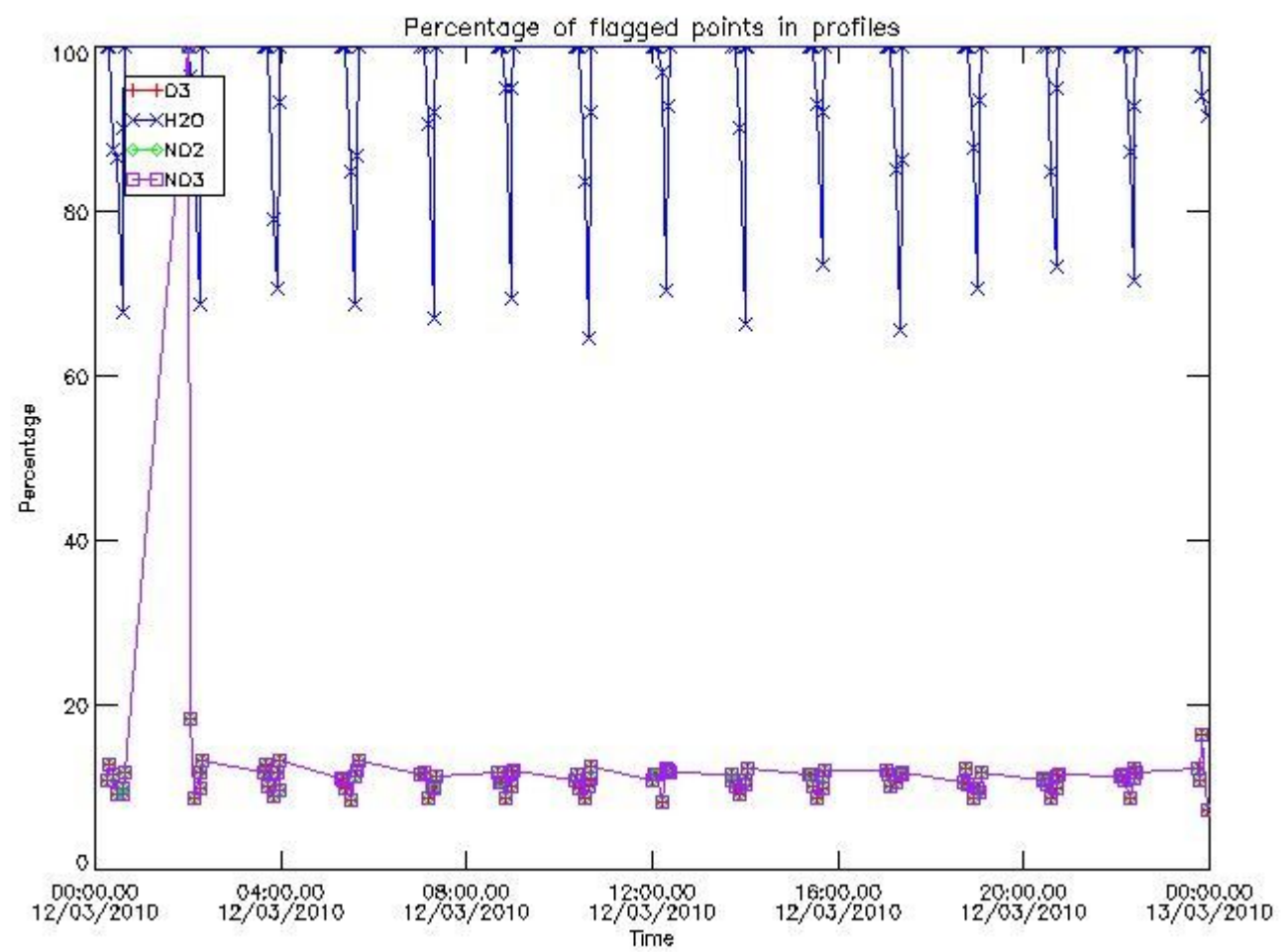
220	GOM_NL__2PRFIN20100312_161958_000000392087_00355_41992_9017.N1	12-MAR-2010 16:19:58	Bright	39.000	82	48Bet UMa	2.3650	10600.	78	41992	No
221	GOM_NL__2PRFIN20100312_162126_000000412087_00355_41992_9018.N1	12-MAR-2010 16:21:26	Bright	40.500	36	50Alp UMa	1.8000	6300.0	81	41992	No
222	GOM_NL__2PRFIN20100312_162325_000000472087_00355_41992_9019.N1	12-MAR-2010 16:23:25	Bright	47.000	32	77Eps UMa	1.7630	11000.	94	41992	No
223	GOM_NL__2PRFIN20100312_162836_000000402087_00355_41992_9020.N1	12-MAR-2010 16:28:36	Bright	39.500	60	7Bet UMi	2.0810	3950.0	79	41992	No
224	GOM_NL__2PRFIN20100312_163252_000000482087_00355_41992_9021.N1	12-MAR-2010 16:32:52	Bright	48.000	119	14Eta Dra	2.7270	4700.0	96	41992	No
225	GOM_NL__2PRFIN20100312_163835_000000492087_00355_41992_9022.N1	12-MAR-2010 16:38:35	Bright	48.500	69	33Gam Dra	2.2310	3800.0	97	41992	No
226	GOM_NL__2PRFIN20100312_164139_000000382087_00355_41992_9023.N1	12-MAR-2010 16:41:39	Bright	38.000	144	18Del Cyg	2.8600	11000.	76	41992	No
227	GOM_NL__2PRFIN20100312_164301_000000392087_00355_41992_9024.N1	12-MAR-2010 16:43:01	Bright	39.000	66	37Gam Cyg	2.2080	5900.0	78	41992	No
228	GOM_NL__2PRFIN20100312_165248_000000472087_00355_41992_9025.N1	12-MAR-2010 16:52:48	Bright	47.000	11	53Alp Aql	0.76500	8000.0	94	41992	No
229	GOM_NL__2PRFIN20100312_170240_000000432087_00355_41992_9026.N1	12-MAR-2010 17:02:40	Dark	42.500	155	41Pi Sgr	2.9000	6600.0	85	41992	No
230	GOM_NL__2PRFIN20100312_170439_000000442087_00355_41992_9027.N1	12-MAR-2010 17:04:39	Dark	44.000	57	34Sig Sgr	2.0660	26000.	88	41992	No
231	GOM_NL__2PRFIN20100312_170802_000000502087_00355_41992_9028.N1	12-MAR-2010 17:08:02	Dark	50.000	38	20Eps Sgr	1.8360	11000.	100	41992	No
232	GOM_NL__2PRFIN20100312_171428_000000582087_00356_41993_9014.N1	12-MAR-2010 17:14:28	Dark	57.500	75	26Eps Sco	2.2910	4250.0	115	41993	No
233	GOM_NL__2PRFIN20100312_172046_000000442087_00356_41993_9015.N1	12-MAR-2010 17:20:46	Dark	44.000	4	Alp1Cen	-0.010000	5800.0	88	41993	No
234	GOM_NL__2PRFIN20100312_172201_000000452087_00356_41993_9016.N1	12-MAR-2010 17:22:01	Dark	44.500	10	Bet Cen	0.61000	28000.	89	41993	No
235	GOM_NL__2PRFIN20100312_172403_000000432087_00356_41993_9017.N1	12-MAR-2010 17:24:03	Dark	43.000	77	Eps Cen	2.3030	28000.	86	41993	No
236	GOM_NL__2PRFIN20100312_172700_000000442087_00356_41993_9018.N1	12-MAR-2010 17:27:00	Straylight	44.000	64	Gam Cen	2.2000	10600.	88	41993	No
237	GOM_NL__2PRFIN20100312_172905_000000512087_00356_41993_9019.N1	12-MAR-2010 17:29:05	Straylight	51.000	123	lot Cen	2.7500	10200.	102	41993	No
238	GOM_NL__2PRFIN20100312_173510_000000562087_00356_41993_9020.N1	12-MAR-2010 17:35:10	Straylight	55.500	106	9Bet Crv	2.6480	5600.0	111	41993	No
239	GOM_NL__2PRFIN20100312_173737_000000542087_00356_41993_9021.N1	12-MAR-2010 17:37:37	Straylight	53.500	100	4Gam Crv	2.5800	13100.	107	41993	No
240	GOM_NL__2PRFIN20100312_174706_000000402087_00356_41993_9022.N1	12-MAR-2010 17:47:06	Bright	39.500	22	32Alp Leo	1.3600	15200.	79	41993	No
241	GOM_NL__2PRFIN20100312_174926_000000402087_00356_41993_9023.N1	12-MAR-2010 17:49:26	Bright	39.500	51	41Gam1Leo	2.0100	4500.0	79	41993	No
242	GOM_NL__2PRFIN20100312_175727_000000432087_00356_41993_9024.N1	12-MAR-2010 17:57:27	Bright	42.500	174	52Psi UMa	3.0040	4400.0	85	41993	No
243	GOM_NL__2PRFIN20100312_180034_000000572087_00356_41993_9025.N1	12-MAR-2010 18:00:34	Bright	57.000	82	48Bet UMa	2.3650	10600.	114	41993	No
244	GOM_NL__2PRFIN20100312_180202_000000402087_00356_41993_9026.N1	12-MAR-2010 18:02:02	Bright	40.000	36	50Alp UMa	1.8000	6300.0	80	41993	No
245	GOM_NL__2PRFIN20100312_180401_000000472087_00356_41993_9027.N1	12-MAR-2010 18:04:01	Bright	47.000	32	77Eps UMa	1.7630	11000.	94	41993	No
246	GOM_NL__2PRFIN20100312_180911_000000432087_00356_41993_9028.N1	12-MAR-2010 18:09:11	Bright	42.500	60	7Bet UMi	2.0810	3950.0	85	41993	No
247	GOM_NL__2PRFIN20100312_181327_000000492087_00356_41993_9029.N1	12-MAR-2010 18:13:27	Bright	48.500	119	14Eta Dra	2.7270	4700.0	97	41993	No
248	GOM_NL__2PRFIN20100312_181911_000000512087_00356_41993_9030.N1	12-MAR-2010 18:19:11	Bright	50.500	69	33Gam Dra	2.2310	3800.0	101	41993	No
249	GOM_NL__2PRFIN20100312_182215_000000382087_00356_41993_9031.N1	12-MAR-2010 18:22:15	Bright	37.500	144	18Del Cyg	2.8600	11000.	75	41993	No
250	GOM_NL__2PRFIN20100312_182337_000000372087_00356_41993_9032.N1	12-MAR-2010 18:23:37	Bright	37.000	66	37Gam Cyg	2.2080	5900.0	74	41993	No
251	GOM_NL__2PRFIN20100312_183324_000000502087_00356_41993_9033.N1	12-MAR-2010 18:33:24	Bright	50.000	11	53Alp Aql	0.76500	8000.0	100	41993	No
252	GOM_NL__2PRFIN20100312_184316_000000482087_00356_41993_9034.N1	12-MAR-2010 18:43:16	Dark	48.000	155	41Pi Sgr	2.9000	6600.0	96	41993	No
253	GOM_NL__2PRFIN20100312_184516_000000462087_00356_41993_9035.N1	12-MAR-2010 18:45:16	Dark	46.000	57	34Sig Sgr	2.0660	26000.	92	41993	No
254	GOM_NL__2PRFIN20100312_184839_000000502087_00356_41993_9036.N1	12-MAR-2010 18:48:39	Dark	49.500	38	20Eps Sgr	1.8360	11000.	99	41993	No
255	GOM_NL__2PRFIN20100312_185506_000000652087_00357_41994_9022.N1	12-MAR-2010 18:55:06	Dark	65.000	75	26Eps Sco	2.2910	4250.0	130	41994	No
256	GOM_NL__2PRFIN20100312_190123_000000572087_00357_41994_9023.N1	12-MAR-2010 19:01:23	Dark	56.500	4	Alp1Cen	-0.010000	5800.0	113	41994	No
257	GOM_NL__2PRFIN20100312_190238_000000542087_00357_41994_9024.N1	12-MAR-2010 19:02:38	Dark	54.000	10	Bet Cen	0.61000	28000.	108	41994	No
258	GOM_NL__2PRFIN20100312_190439_000000432087_00357_41994_9025.N1	12-MAR-2010 19:04:39	Dark	43.000	77	Eps Cen	2.3030	28000.	86	41994	No
259	GOM_NL__2PRFIN20100312_190739_000000252087_00357_41994_9026.N1	12-MAR-2010 19:07:39	Straylight	24.500	54	5The Cen	2.0550	4500.0	49	41994	No
260	GOM_NL__2PRFIN20100312_190941_000000532087_00357_41994_9027.N1	12-MAR-2010 19:09:41	Straylight	52.500	123	lot Cen	2.7500	10200.	105	41994	No
261	GOM_NL__2PRFIN20100312_191546_000000562087_00357_41994_9028.N1	12-MAR-2010 19:15:46	Straylight	56.000	106	9Bet Crv	2.6480	5600.0	112	41994	No
262	GOM_NL__2PRFIN20100312_191813_000000552087_00357_41994_9029.N1	12-MAR-2010 19:18:13	Straylight	55.000	100	4Gam Crv	2.5800	13100.	110	41994	No
263	GOM_NL__2PRFIN20100312_192743_000000382087_00357_41994_9030.N1	12-MAR-2010 19:27:43	Bright	38.000	22	32Alp Leo	1.3600	15200.	76	41994	No
264	GOM_NL__2PRFIN20100312_193002_000000402087_00357_41994_9031.N1	12-MAR-2010 19:30:02	Bright	39.500	51	41Gam1Leo	2.0100	4500.0	79	41994	No
265	GOM_NL__2PRFIN20100312_193803_000000392087_00357_41994_9032.N1	12-MAR-2010 19:38:03	Bright	39.000	174	52Psi UMa	3.0040	4400.0	78	41994	No
266	GOM_NL__2PRFIN20100312_194110_000000412087_00357_41994_9033.N1	12-MAR-2010 19:41:10	Bright	40.500	82	48Bet UMa	2.3650	10600.	81	41994	No
267	GOM_NL__2PRFIN20100312_194237_000000432087_00357_41994_9034.N1	12-MAR-2010 19:42:37	Bright	42.500	36	50Alp UMa	1.8000	6300.0	85	41994	No
268	GOM_NL__2PRFIN20100312_194436_000000472087_00357_41994_9035.N1	12-MAR-2010 19:44:36	Bright	47.000	32	77Eps UMa	1.7630	11000.	94	41994	No
269	GOM_NL__2PRFIN20100312_194947_000000432087_00357_41994_9036.N1	12-MAR-2010 19:49:47	Bright	42.500	60	7Bet UMi	2.0810	3950.0	85	41994	No
270	GOM_NL__2PRFIN20100312_195403_000000492087_00357_41994_9037.N1	12-MAR-2010 19:54:03	Bright	49.000	119	14Eta Dra	2.7270	4700.0	98	41994	No
271	GOM_NL__2PRFIN20100312_195947_000000542087_00357_41994_9038.N1	12-MAR-2010 19:59:47	Bright	53.500	69	33Gam Dra	2.2310	3800.0	107	41994	No
272	GOM_NL__2PRFIN20100312_200250_000000392087_00357_41994_9039.N1	12-MAR-2010 20:02:50	Bright	39.000	144	18Del Cyg	2.8600	11000.	78	41994	No
273	GOM_NL__2PRFIN20100312_200413_000000372087_00357_41994_9040.N1	12-MAR-2010 20:04:13	Bright	37.000	66	37Gam Cyg	2.2080	5900.0	74	41994	No
274	GOM_NL__2PRFIN20100312_201400_000000582087_00357_41994_9041.N1	12-MAR-2010 20:14:00	Bright	58.000	11	53Alp Aql	0.76500	8000.0	116	41994	No
275	GOM_NL__2PRFIN20100312_202353_000000472087_00357_41994_9042.N1	12-MAR-2010 20:23:53	Dark	46.500	155	41Pi Sgr	2.9000	6600.0	93	41994	No
276	GOM_NL__2PRFIN20100312_202552_000000462087_00357_41994_9043.N1	12-MAR-2010 20:25:52	Dark	46.000	57	34Sig Sgr	2.0660	26000.	92	41994	No
277	GOM_NL__2PRFIN20100312_202916_000000502087_00357_41994_9044.N1	12-MAR-2010 20:29:16	Dark	49.500	38	20Eps Sgr	1.8360	11000.	99	41994	No
278	GOM_NL__2PRFIN20100312_203543_000000602087_00358_41995_9030.N1	12-MAR-2010 20:35:43	Dark	59.500	75	26Eps Sco	2.2910	4250.0	119	41995	No

279	GOM_NL__2PRFIN20100312_204159_000000512087_00358_41995_9031.N1	12-MAR-2010 20:41:59	Dark	51.000	4	Alp1Cen	-0.010000	5800.0	102	41995	No
280	GOM_NL__2PRFIN20100312_204314_000000492087_00358_41995_9032.N1	12-MAR-2010 20:43:14	Dark	49.000	10	Bet Cen	0.61000	28000.	98	41995	No
281	GOM_NL__2PRFIN20100312_204515_000000452087_00358_41995_9033.N1	12-MAR-2010 20:45:15	Dark	44.500	77	Eps Cen	2.3030	28000.	89	41995	No
282	GOM_NL__2PRFIN20100312_204816_000000252087_00358_41995_9034.N1	12-MAR-2010 20:48:16	Straylight	25.000	54	5The Cen	2.0550	4500.0	50	41995	No
283	GOM_NL__2PRFIN20100312_205017_000000502087_00358_41995_9035.N1	12-MAR-2010 20:50:17	Straylight	50.000	123	lot Cen	2.7500	10200.	100	41995	No
284	GOM_NL__2PRFIN20100312_205622_000000572087_00358_41995_9036.N1	12-MAR-2010 20:56:22	Straylight	57.000	106	9Bet Crv	2.6480	5600.0	114	41995	No
285	GOM_NL__2PRFIN20100312_205849_000000542087_00358_41995_9037.N1	12-MAR-2010 20:58:49	Straylight	54.000	100	4Gam Crv	2.5800	13100.	108	41995	No
286	GOM_NL__2PRFIN20100312_210818_000000402087_00358_41995_9038.N1	12-MAR-2010 21:08:18	Bright	39.500	22	32Alp Leo	1.3600	15200.	79	41995	No
287	GOM_NL__2PRFIN20100312_211038_000000412087_00358_41995_9039.N1	12-MAR-2010 21:10:38	Bright	41.000	51	41Gam1Leo	2.0100	4500.0	82	41995	No
288	GOM_NL__2PRFIN20100312_211838_000000442087_00358_41995_9040.N1	12-MAR-2010 21:18:38	Bright	43.500	174	52Psi UMa	3.0040	4400.0	87	41995	No
289	GOM_NL__2PRFIN20100312_212145_000000412087_00358_41995_9041.N1	12-MAR-2010 21:21:45	Bright	40.500	82	48Bet UMa	2.3650	10600.	81	41995	No
290	GOM_NL__2PRFIN20100312_212313_000000422087_00358_41995_9042.N1	12-MAR-2010 21:23:13	Bright	42.000	36	50Alp UMa	1.8000	6300.0	84	41995	No
291	GOM_NL__2PRFIN20100312_212511_000000472087_00358_41995_9043.N1	12-MAR-2010 21:25:11	Bright	47.000	32	77Eps UMa	1.7630	11000.	94	41995	No
292	GOM_NL__2PRFIN20100312_213022_000000402087_00358_41995_9044.N1	12-MAR-2010 21:30:22	Bright	39.500	60	7Bet UMi	2.0810	3950.0	79	41995	No
293	GOM_NL__2PRFIN20100312_213438_000000462087_00358_41995_9045.N1	12-MAR-2010 21:34:38	Bright	46.000	119	14Eta Dra	2.7270	4700.0	92	41995	No
294	GOM_NL__2PRFIN20100312_214022_000000512087_00358_41995_9046.N1	12-MAR-2010 21:40:22	Bright	50.500	69	33Gam Dra	2.2310	3800.0	101	41995	No
295	GOM_NL__2PRFIN20100312_214326_000000402087_00358_41995_9047.N1	12-MAR-2010 21:43:26	Bright	39.500	144	18Del Cyg	2.8600	11000.	79	41995	No
296	GOM_NL__2PRFIN20100312_214449_000000352087_00358_41995_9048.N1	12-MAR-2010 21:44:49	Bright	34.500	66	37Gam Cyg	2.2080	5900.0	69	41995	No
297	GOM_NL__2PRFIN20100312_215436_000000532087_00358_41995_9049.N1	12-MAR-2010 21:54:36	Bright	53.000	11	53Alp Aql	0.76500	8000.0	106	41995	No
298	GOM_NL__2PRFIN20100312_220430_000000452087_00358_41995_9050.N1	12-MAR-2010 22:04:30	Dark	45.000	155	41Pi Sgr	2.9000	6600.0	90	41995	No
299	GOM_NL__2PRFIN20100312_220629_000000442087_00358_41995_9051.N1	12-MAR-2010 22:06:29	Dark	44.000	57	34Sig Sgr	2.0660	26000.	88	41995	No
300	GOM_NL__2PRFIN20100312_220952_000000472087_00358_41995_9052.N1	12-MAR-2010 22:09:52	Dark	47.000	38	20Eps Sgr	1.8360	11000.	94	41995	No
301	GOM_NL__2PRFIN20100312_221620_000000592087_00359_41996_9038.N1	12-MAR-2010 22:16:20	Dark	59.000	75	26Eps Sco	2.2910	4250.0	118	41996	No
302	GOM_NL__2PRFIN20100312_222235_000000462087_00359_41996_9039.N1	12-MAR-2010 22:22:35	Dark	46.000	4	Alp1Cen	-0.010000	5800.0	92	41996	No
303	GOM_NL__2PRFIN20100312_222350_000000422087_00359_41996_9040.N1	12-MAR-2010 22:23:50	Dark	41.500	10	Bet Cen	0.61000	28000.	83	41996	No
304	GOM_NL__2PRFIN20100312_222552_000000432087_00359_41996_9041.N1	12-MAR-2010 22:25:52	Dark	43.000	77	Eps Cen	2.3030	28000.	86	41996	No
305	GOM_NL__2PRFIN20100312_222852_000000272087_00359_41996_9042.N1	12-MAR-2010 22:28:52	Straylight	27.000	54	5The Cen	2.0550	4500.0	54	41996	No
306	GOM_NL__2PRFIN20100312_223054_000000512087_00359_41996_9043.N1	12-MAR-2010 22:30:54	Straylight	50.500	123	lot Cen	2.7500	10200.	101	41996	No
307	GOM_NL__2PRFIN20100312_223658_000000572087_00359_41996_9044.N1	12-MAR-2010 22:36:58	Straylight	56.500	106	9Bet Crv	2.6480	5600.0	113	41996	No
308	GOM_NL__2PRFIN20100312_223925_000000562087_00359_41996_9045.N1	12-MAR-2010 22:39:25	Straylight	55.500	100	4Gam Crv	2.5800	13100.	111	41996	No
309	GOM_NL__2PRFIN20100312_224854_000000392087_00359_41996_9046.N1	12-MAR-2010 22:48:54	Bright	39.000	22	32Alp Leo	1.3600	15200.	78	41996	No
310	GOM_NL__2PRFIN20100312_225113_000000402087_00359_41996_9047.N1	12-MAR-2010 22:51:13	Bright	39.500	51	41Gam1Leo	2.0100	4500.0	79	41996	No
311	GOM_NL__2PRFIN20100312_225914_000000402087_00359_41996_9048.N1	12-MAR-2010 22:59:14	Bright	39.500	174	52Psi UMa	3.0040	4400.0	79	41996	No
312	GOM_NL__2PRFIN20100312_230221_000000402087_00359_41996_9049.N1	12-MAR-2010 23:02:21	Bright	39.500	82	48Bet UMa	2.3650	10600.	79	41996	No
313	GOM_NL__2PRFIN20100312_230349_000000402087_00359_41996_9050.N1	12-MAR-2010 23:03:49	Bright	40.000	36	50Alp UMa	1.8000	6300.0	80	41996	No
314	GOM_NL__2PRFIN20100312_230546_000000462087_00359_41996_9051.N1	12-MAR-2010 23:05:46	Bright	46.000	32	77Eps UMa	1.7630	11000.	92	41996	No
315	GOM_NL__2PRFIN20100312_231058_000000372087_00359_41996_9052.N1	12-MAR-2010 23:10:58	Bright	37.000	60	7Bet UMi	2.0810	3950.0	74	41996	No
316	GOM_NL__2PRFIN20100312_231514_000000482087_00359_41996_9053.N1	12-MAR-2010 23:15:14	Bright	48.000	119	14Eta Dra	2.7270	4700.0	96	41996	No
317	GOM_NL__2PRFIN20100312_232058_000000512087_00359_41996_9054.N1	12-MAR-2010 23:20:58	Bright	50.500	69	33Gam Dra	2.2310	3800.0	101	41996	No
318	GOM_NL__2PRFIN20100312_232402_000000392087_00359_41996_9055.N1	12-MAR-2010 23:24:02	Bright	38.500	144	18Del Cyg	2.8600	11000.	77	41996	No
319	GOM_NL__2PRFIN20100312_232525_000000362087_00359_41996_9056.N1	12-MAR-2010 23:25:25	Bright	35.500	66	37Gam Cyg	2.2080	5900.0	71	41996	No
320	GOM_NL__2PRFIN20100312_233513_000000492087_00359_41996_9057.N1	12-MAR-2010 23:35:13	Bright	49.000	11	53Alp Aql	0.76500	8000.0	98	41996	No
321	GOM_NL__2PRFIN20100312_234506_000000462087_00359_41996_9058.N1	12-MAR-2010 23:45:06	Dark	46.000	155	41Pi Sgr	2.9000	6600.0	92	41996	No
322	GOM_NL__2PRFIN20100312_234706_000000472087_00359_41996_9059.N1	12-MAR-2010 23:47:06	Dark	47.000	57	34Sig Sgr	2.0660	26000.	94	41996	No
323	GOM_NL__2PRFIN20100312_235029_000000502087_00359_41996_9060.N1	12-MAR-2010 23:50:29	Dark	49.500	38	20Eps Sgr	1.8360	11000.	99	41996	No
324	GOM_NL__2PRFIN20100312_235658_000000722087_00360_41997_9046.N1	12-MAR-2010 23:56:58	Dark	71.500	75	26Eps Sco	2.2910	4250.0	143	41997	No

3. Quality information per product

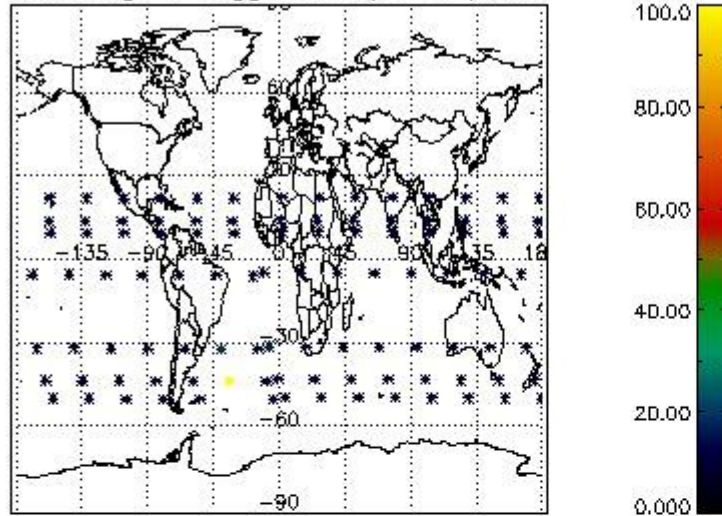
In this section it is plotted some information contained in the Quality Summary data set of the level 2 products. Only products in dark limb conditions and without errors (error flag in the MPH set to "0") are used.

3.1 Plot quality information per product (time dependant)

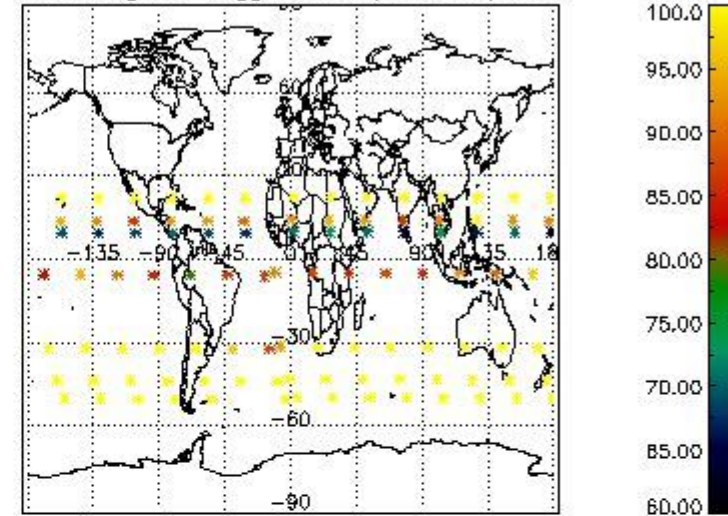


3.2 Plot quality information per product (world map)

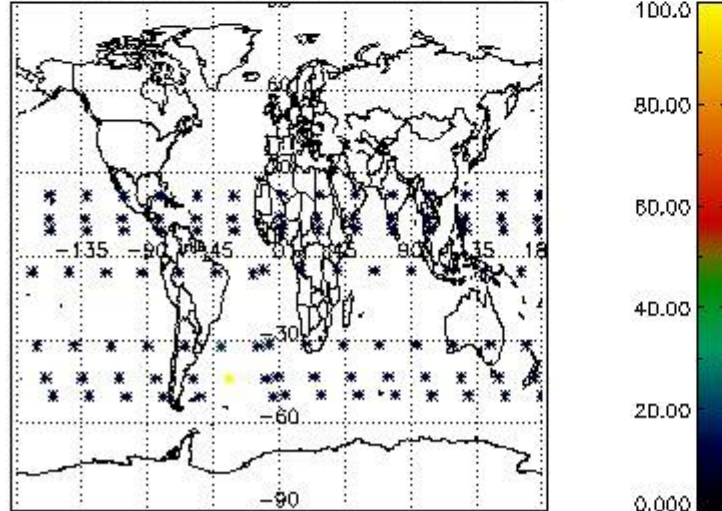
Percentage of flagged data per O3 profile



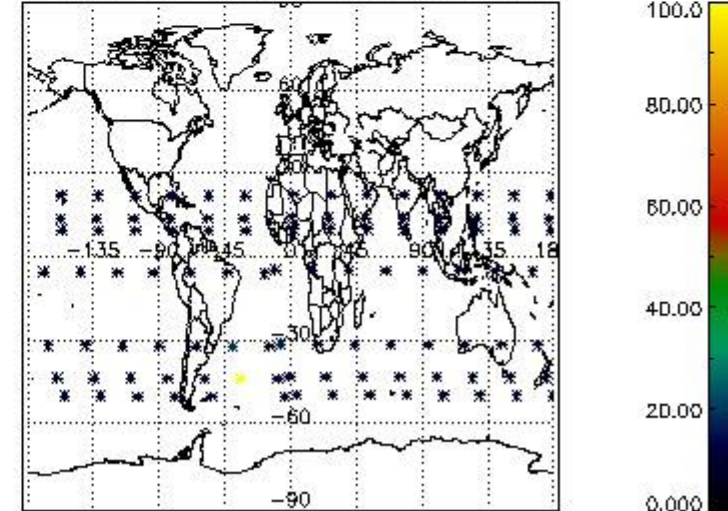
Percentage of flagged data per H2O profile



Percentage of flagged data per NO2 profile



Percentage of flagged data per NO3 profile

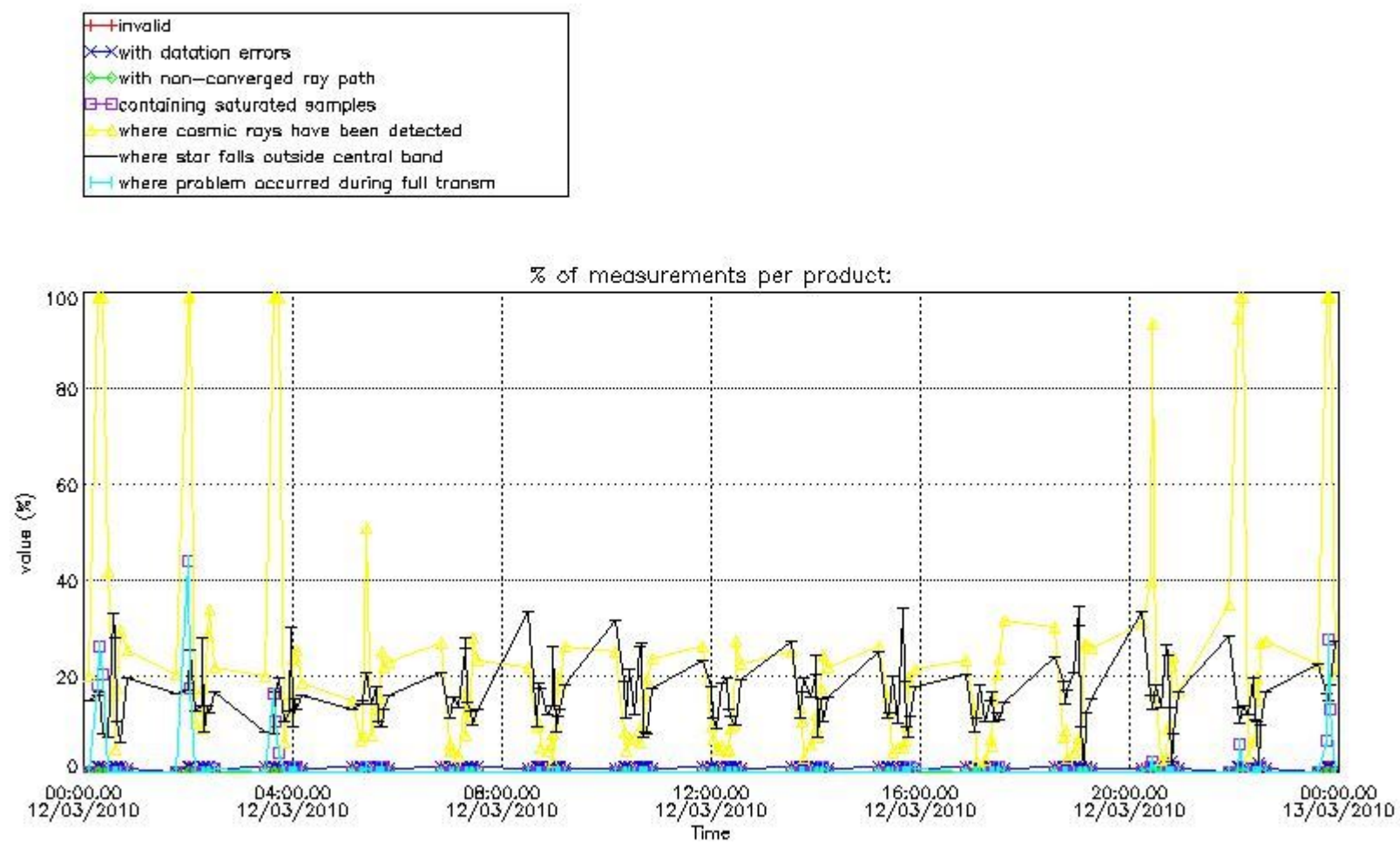


4. Level 1 quality information per product

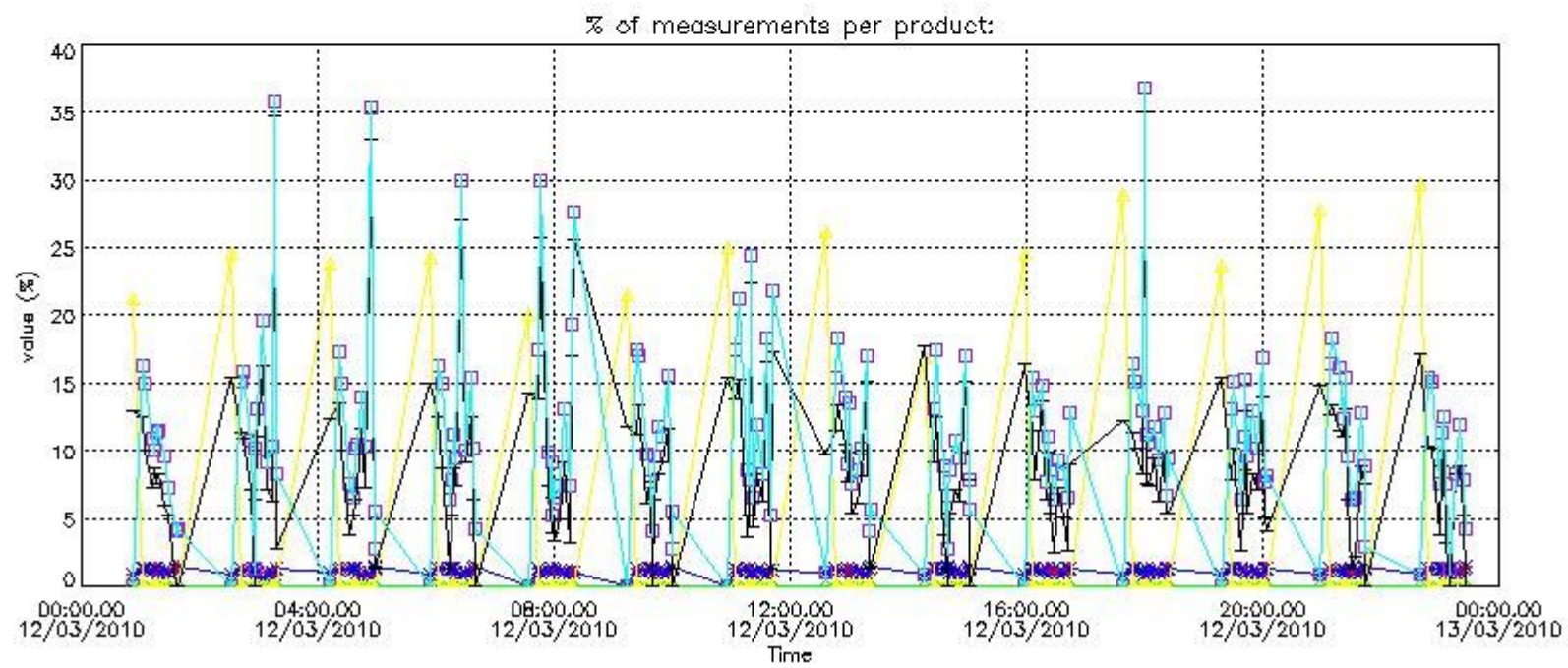
In this section it is plotted some information contained in the Quality Summary data set of the level 2 products that comes from the level 1b processing. Products without errors (error flag in the MPH set to "0") are used.

4.1 Plot quality information per product (time dependant) coming from level 1b processing

4.1.1 Plot level 1 quality information per product (time dependant): ENVISAT ASCENDING passes

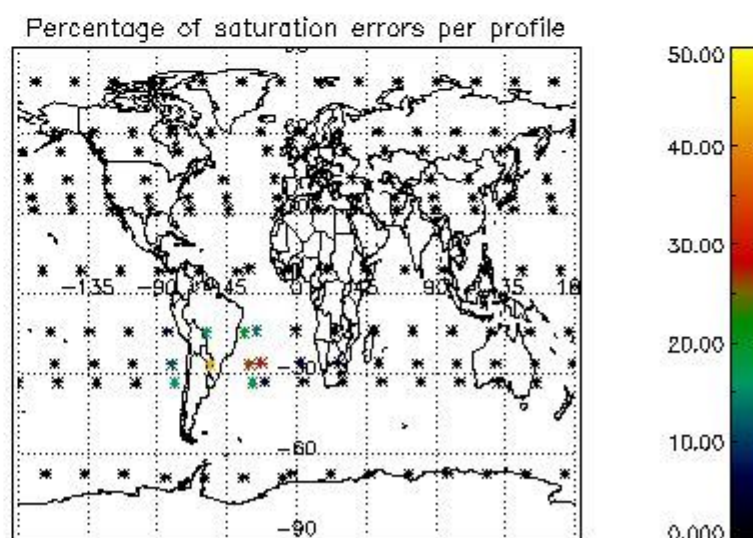
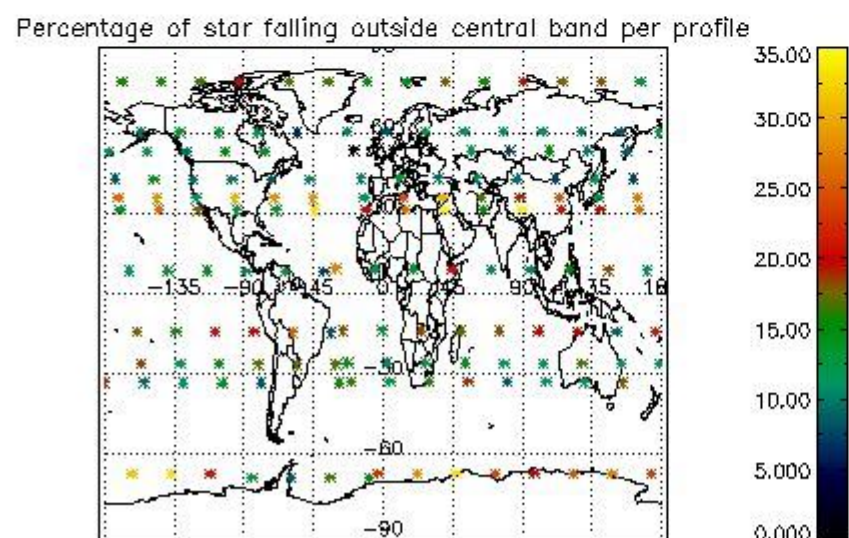
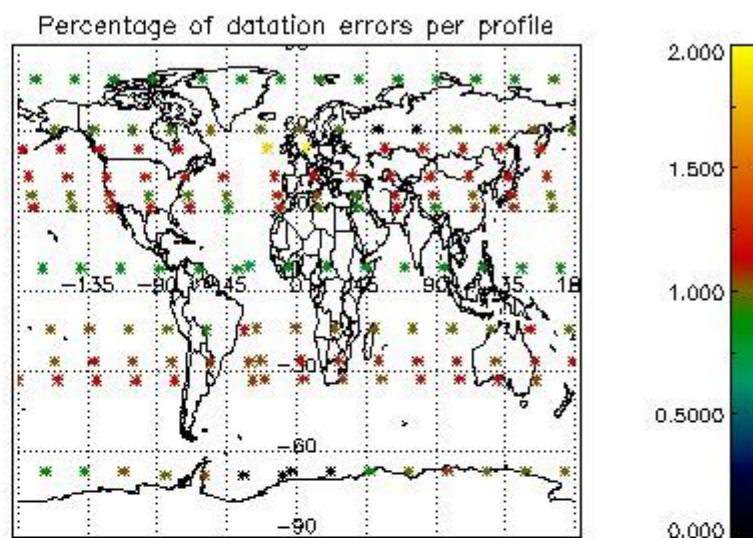
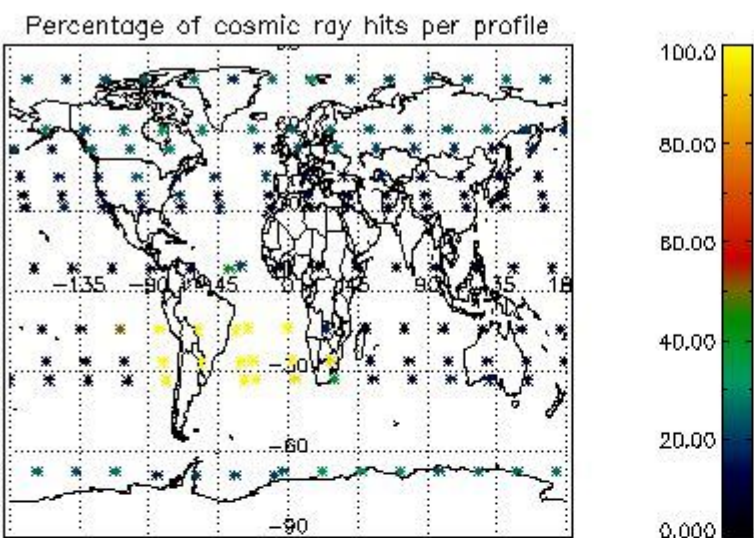


4.1.2 Plot level 1 quality information per product (time dependant): ENVI SAT DESCENDING passes

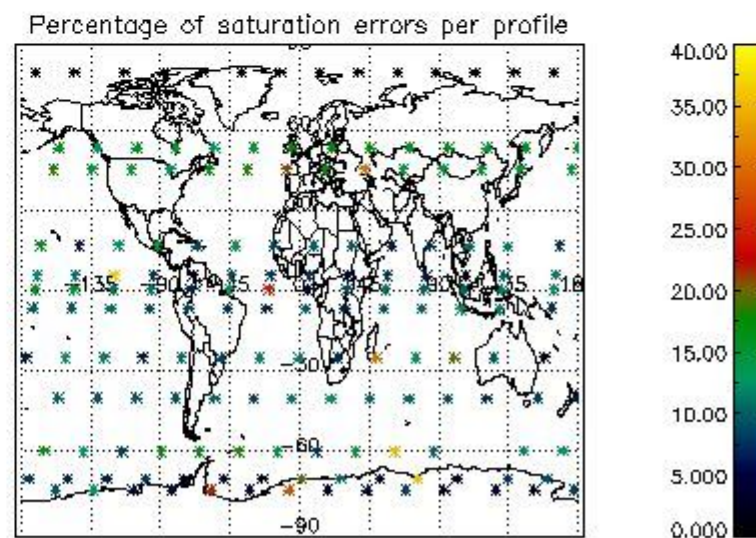
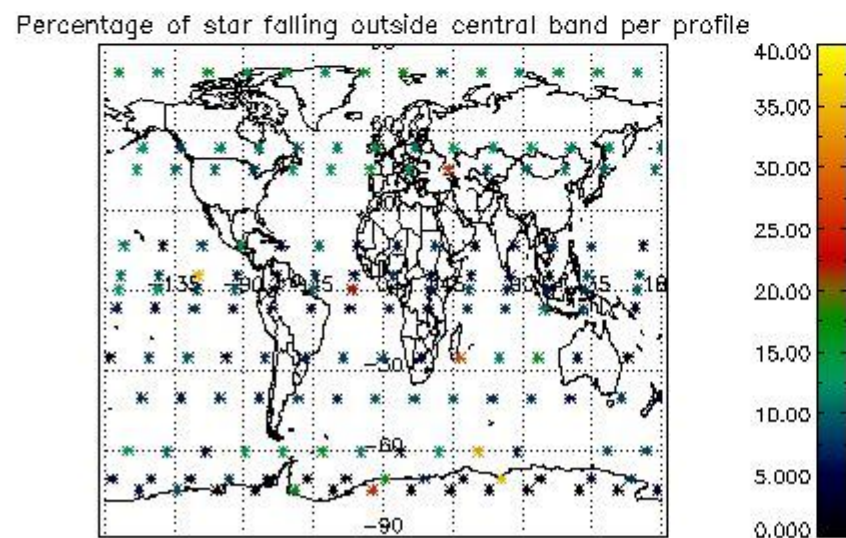
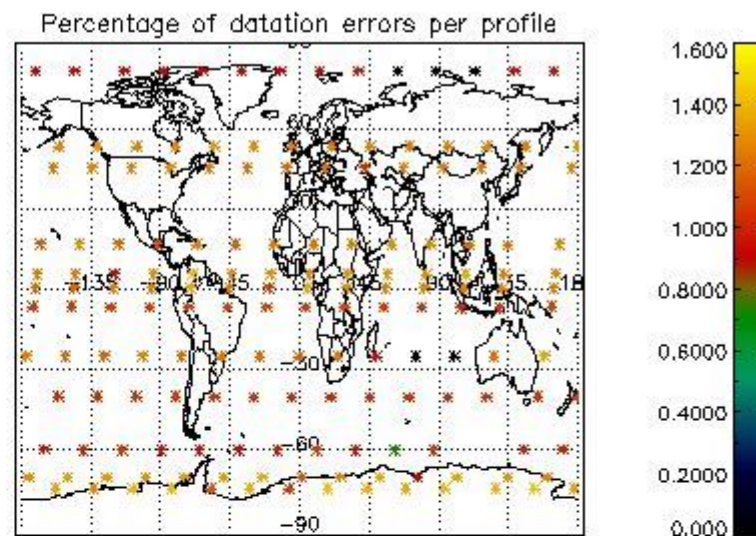
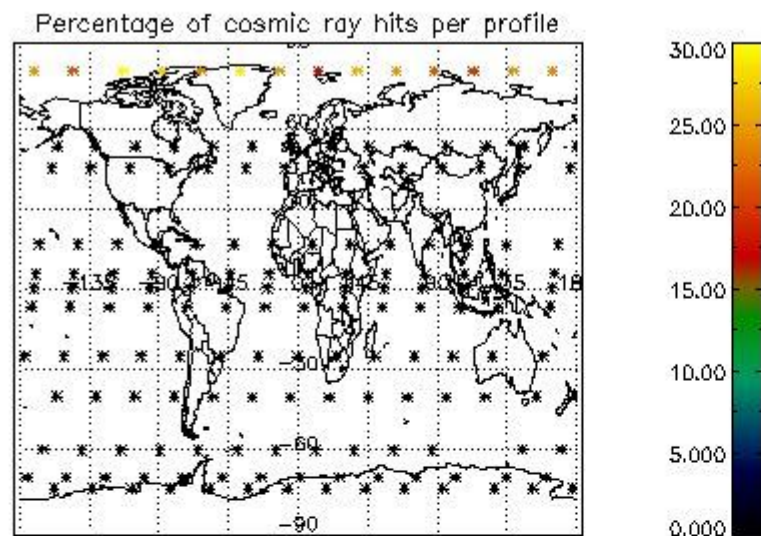


4.2 Plot quality information per product coming from level 1b processing (world map)

4.2.1 Plot level 1 quality information per product (world map): ENVISAT ASCENDING passes



4.2.2 Plot level 1 quality information per product (world map): ENVISAT DESCENDING passes



5. Trace gas profiles

5.1 Ozone statistics based on quality of products

The final quality of the products can be "measured" using the STD (Standard Deviation) attached to every point profile. This information is written to the parameter GOM_NL__2P/NL_LOCAL_SPECIES_DENSITY/o3_std of the level 2 products. The table below shows the statistics for given STD ranges.

The statistics are given with respect to the overall valid production:

- Products without fatal errors: GOM_NL__2P/MPH/PRODUCT_ERR=0
- Valid point profile: GOM_NL__2P/NL_LOCAL_SPECIES_DENSITY/pcd(0)=0

The 'Criteria' is applied to valid points of dark limb products:

- Products in dark limb illumination condition: GOM_NL__2P/NL_SUMMARY_QUALITY/obs_ill_cond=0
- Products without fatal errors: GOM_NL__2P/MPH/PRODUCT_ERR=0
- Valid point profile: GOM_NL__2P/NL_LOCAL_SPECIES_DENSITY/pcd(0)=0

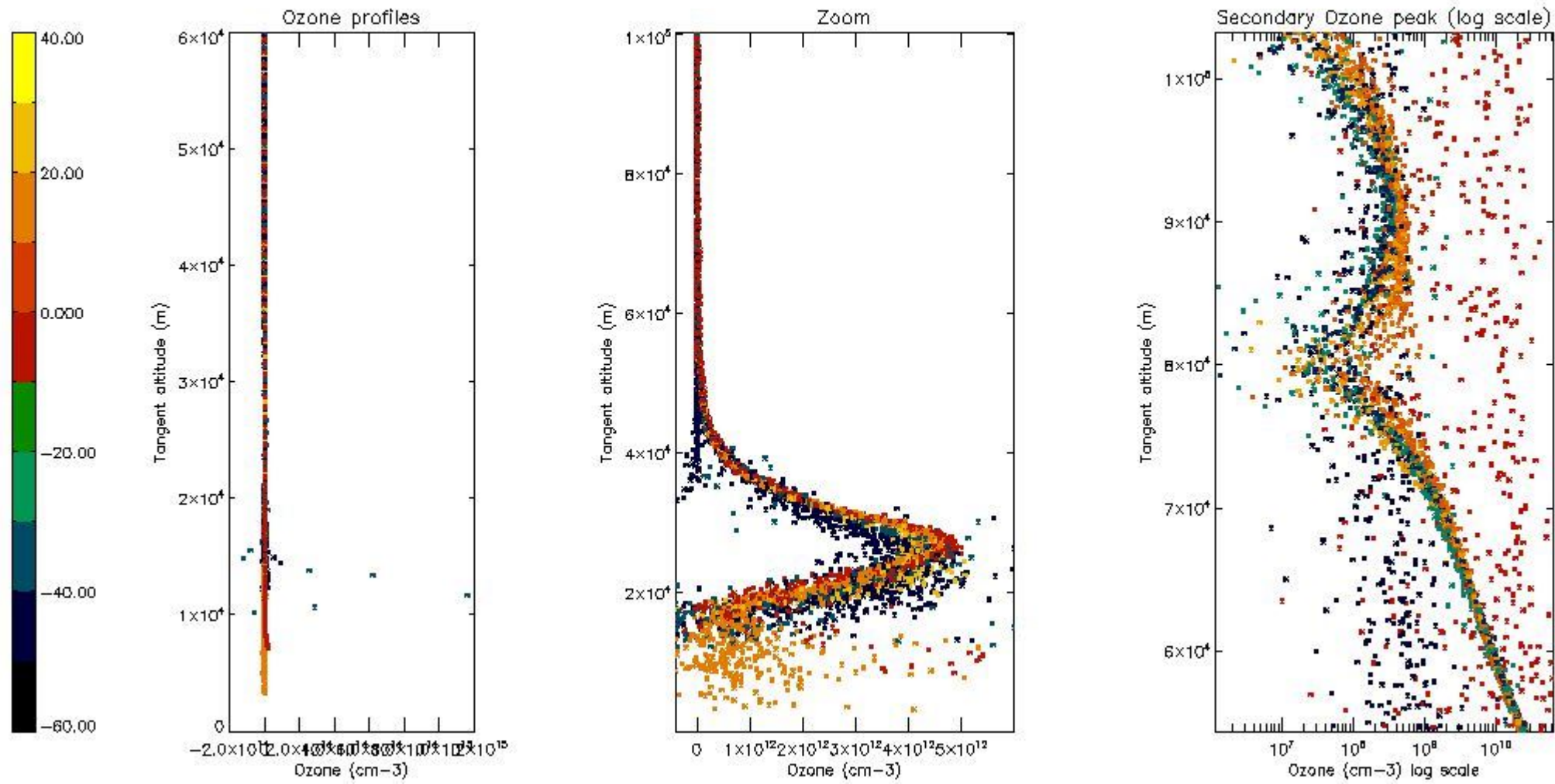
So, the table below shows the percentage of dark limb and valid observations for each criteria with respect to the overall valid daily observations.

Criteria	% of total production
All STD	33
STD < 20	16

STD < 10	13
STD < 5	9

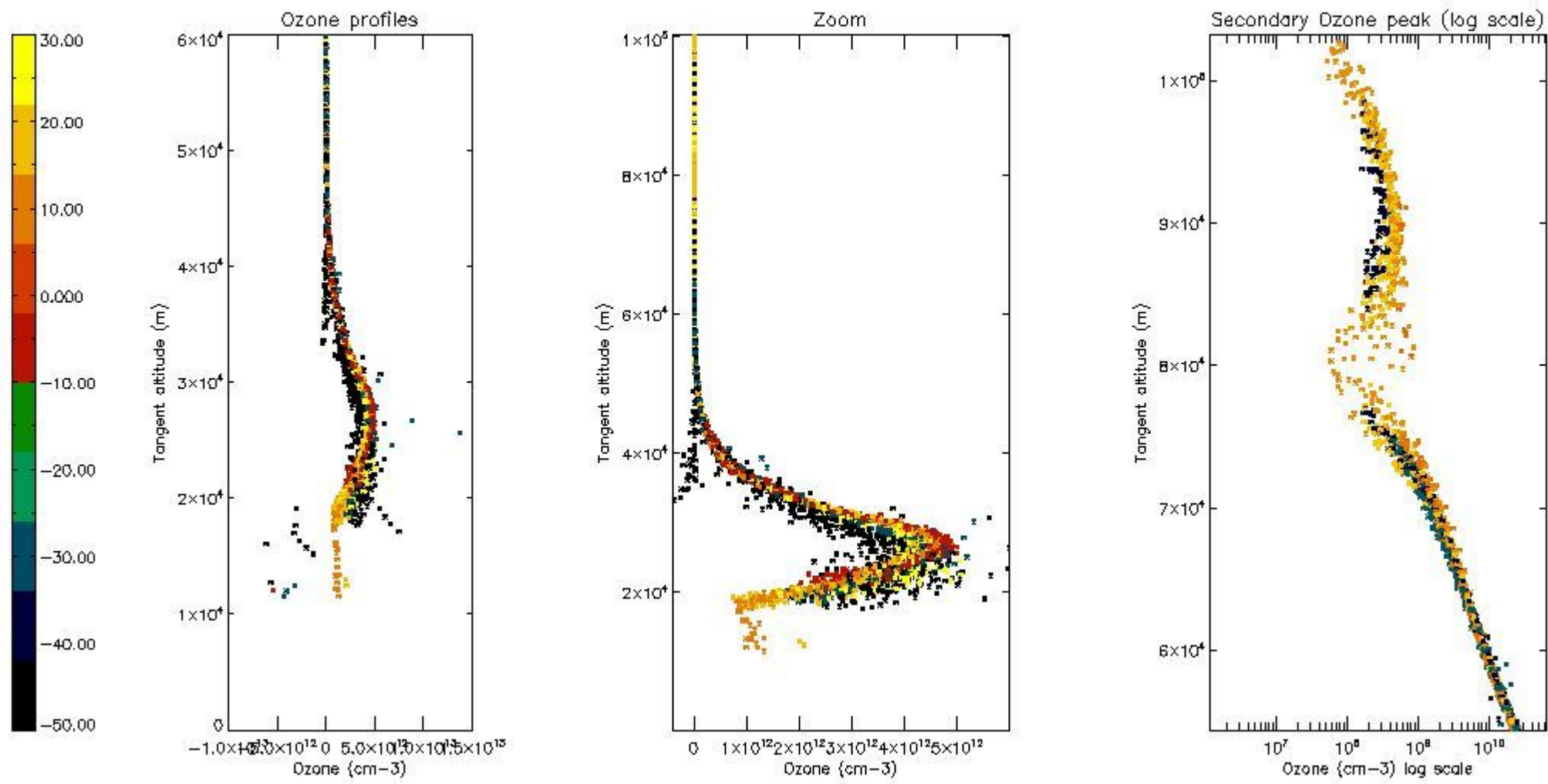
5.2 Plot ozone profiles for all STD (dark without errors)

The colorbar represents the latitude.



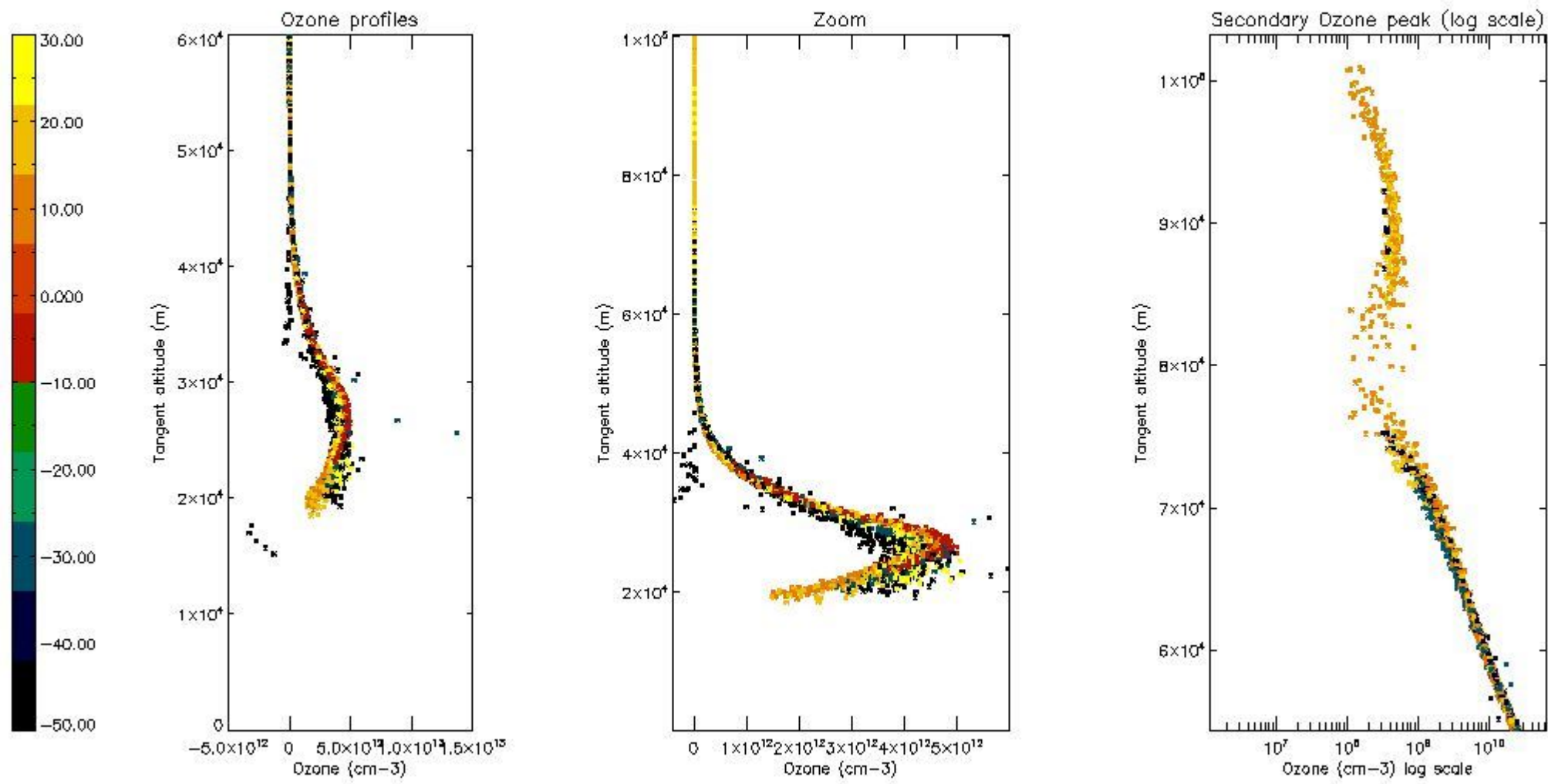
5.3 Plot ozone profiles where STD < 20% (dark without errors)

The colorbar represents the latitude.



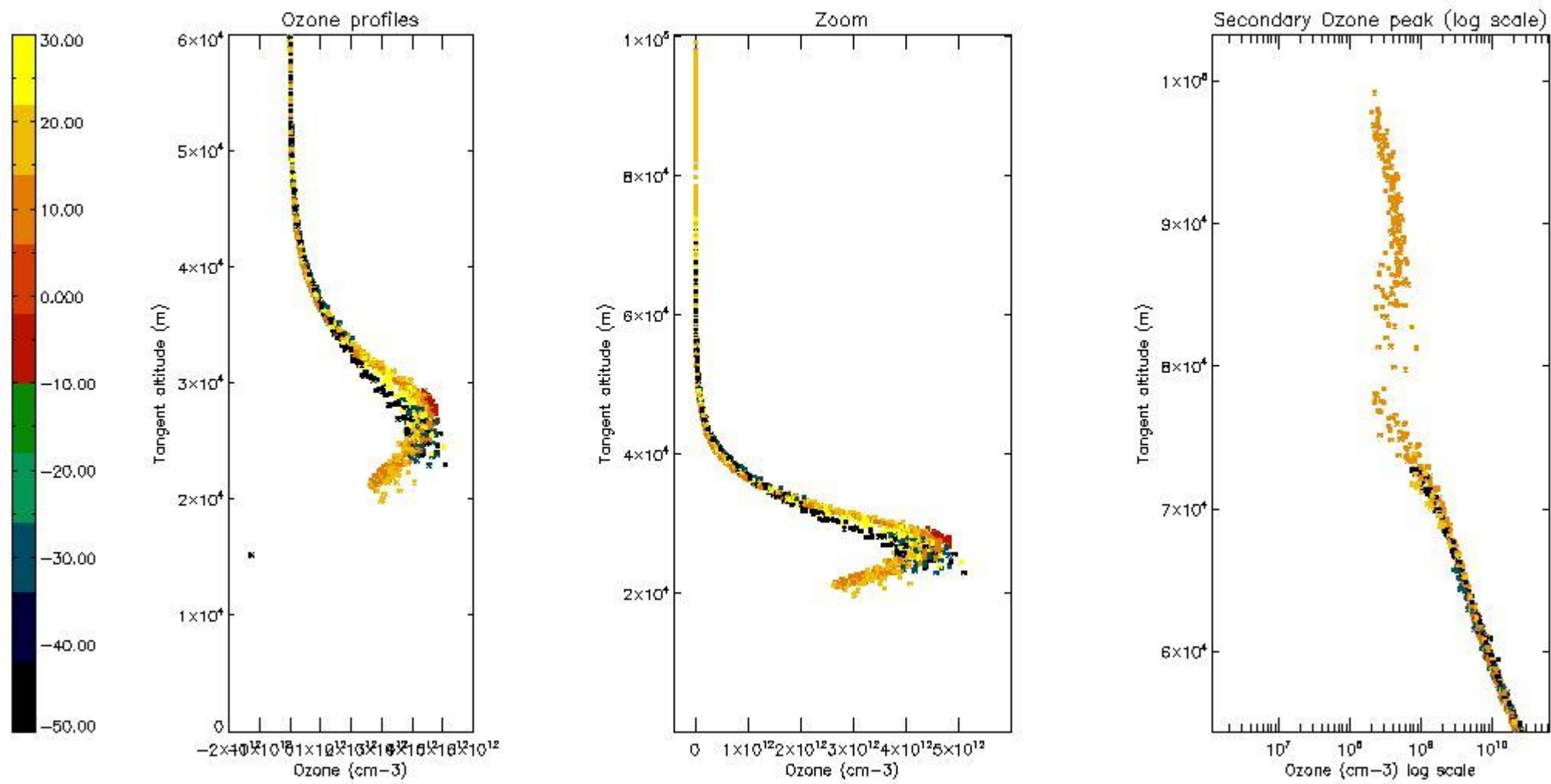
5.4 Plot ozone profiles where STD < 10% (dark without errors)

The colorbar represents the latitude.



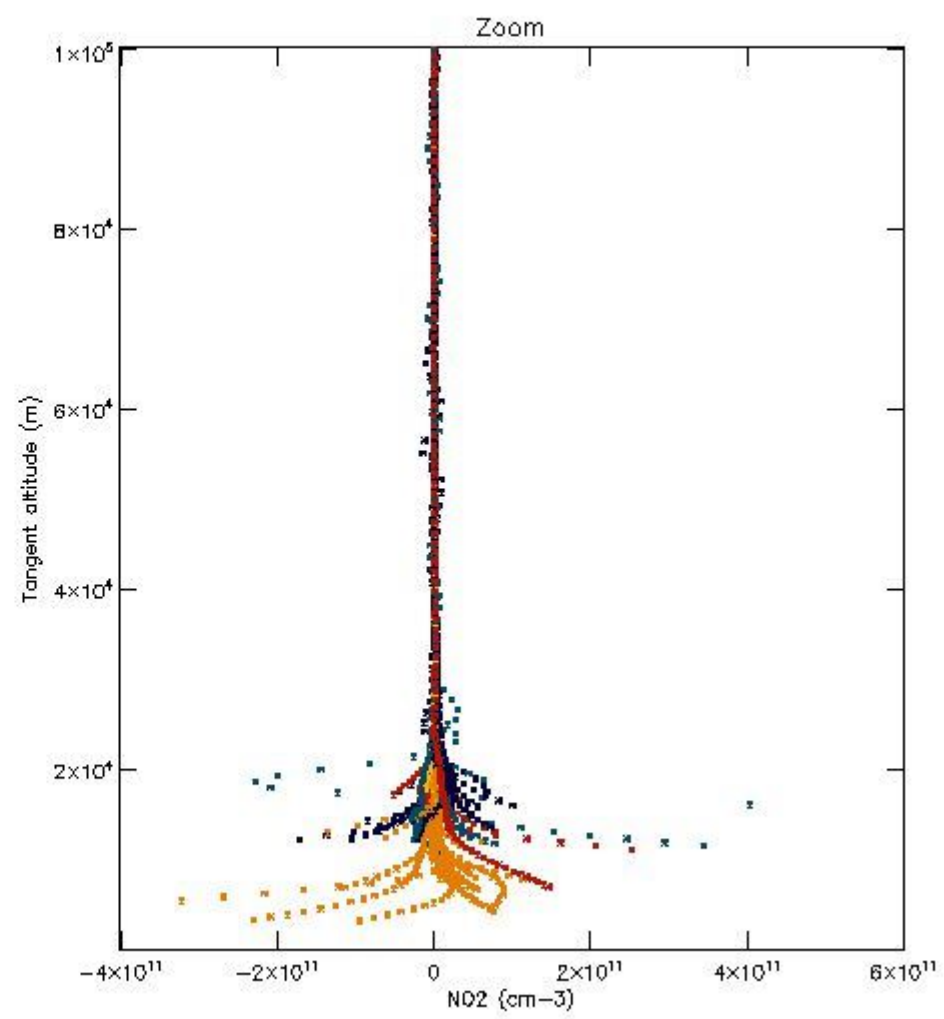
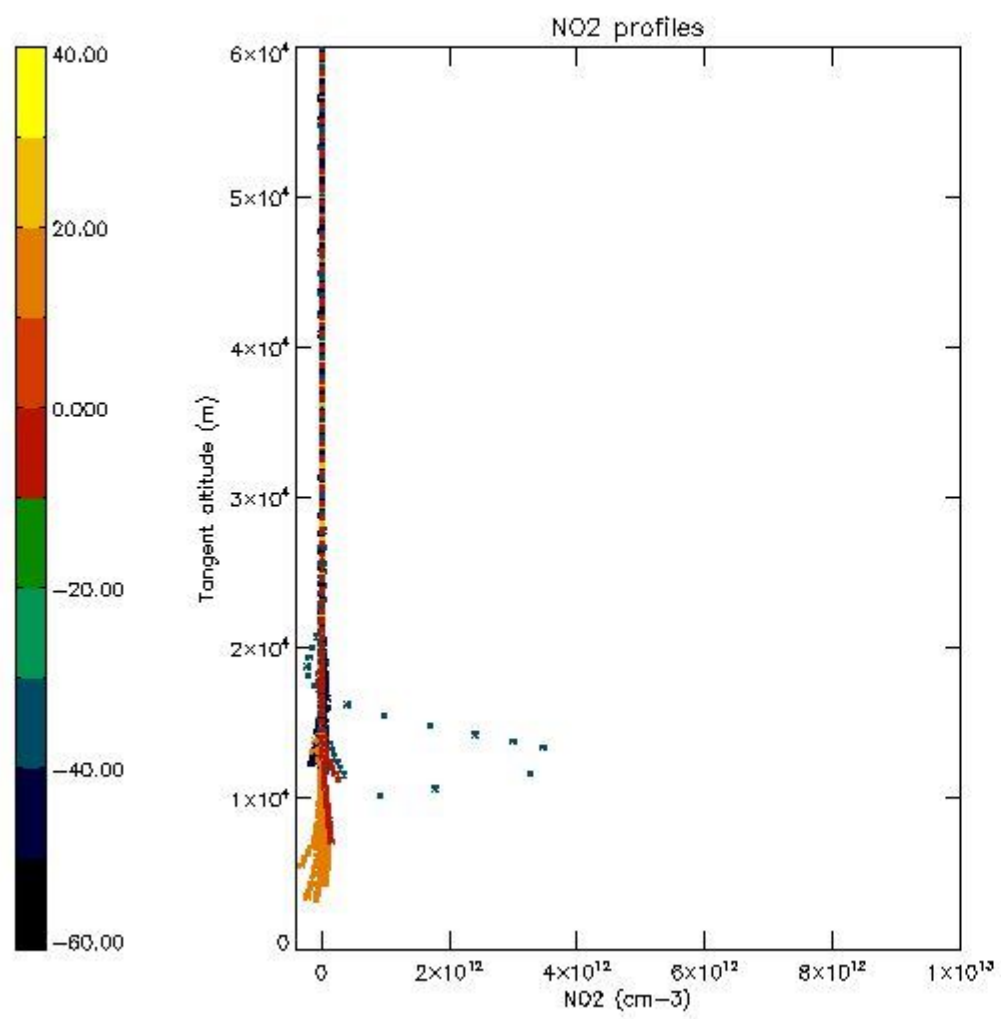
5.5 Plot ozone profiles where $STD < 5\%$ (dark without errors)

The colorbar represents the latitude.



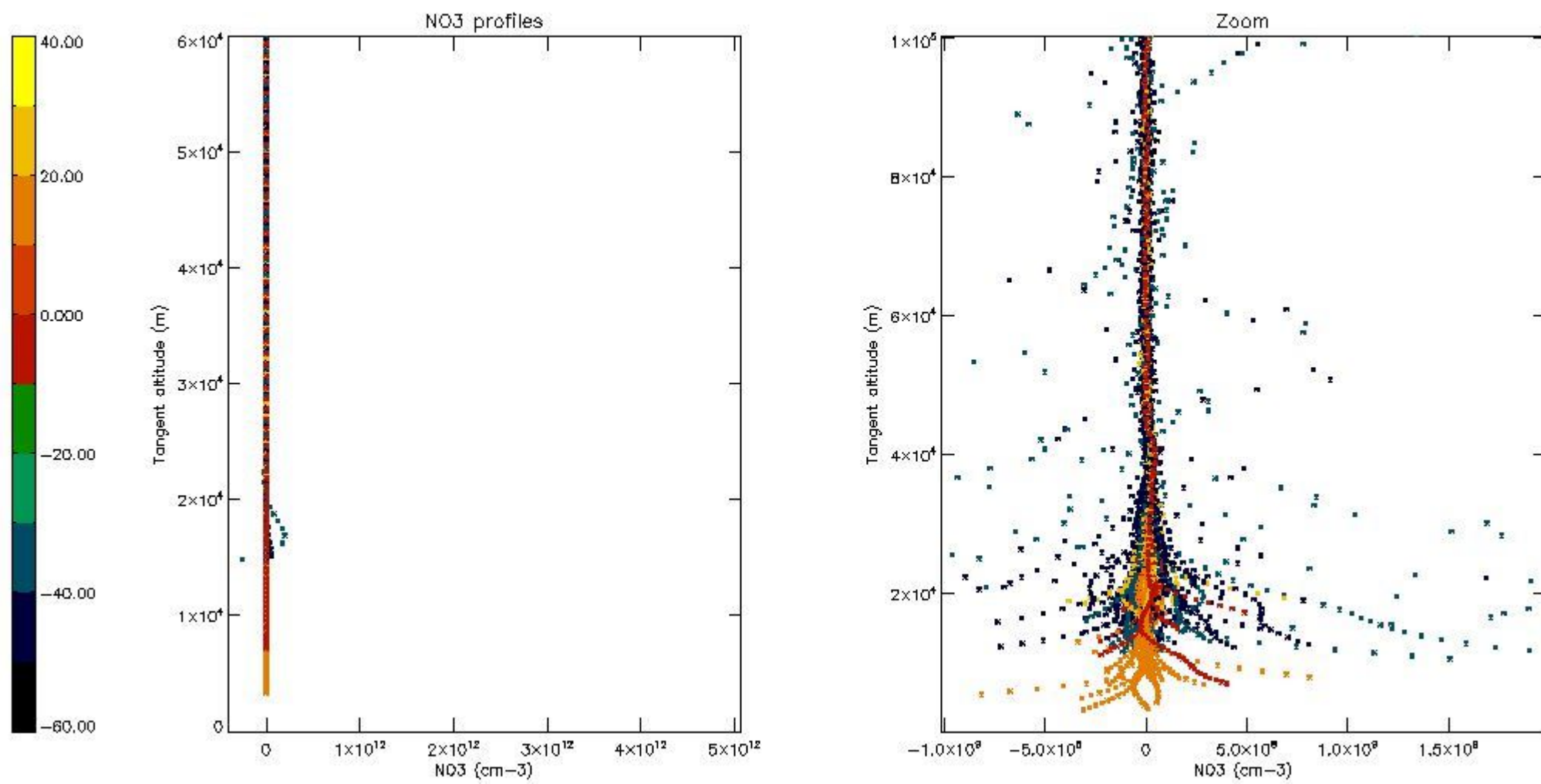
5.6 Plot NO₂ profiles for all STD (dark without errors)

The colorbar represents the latitude.



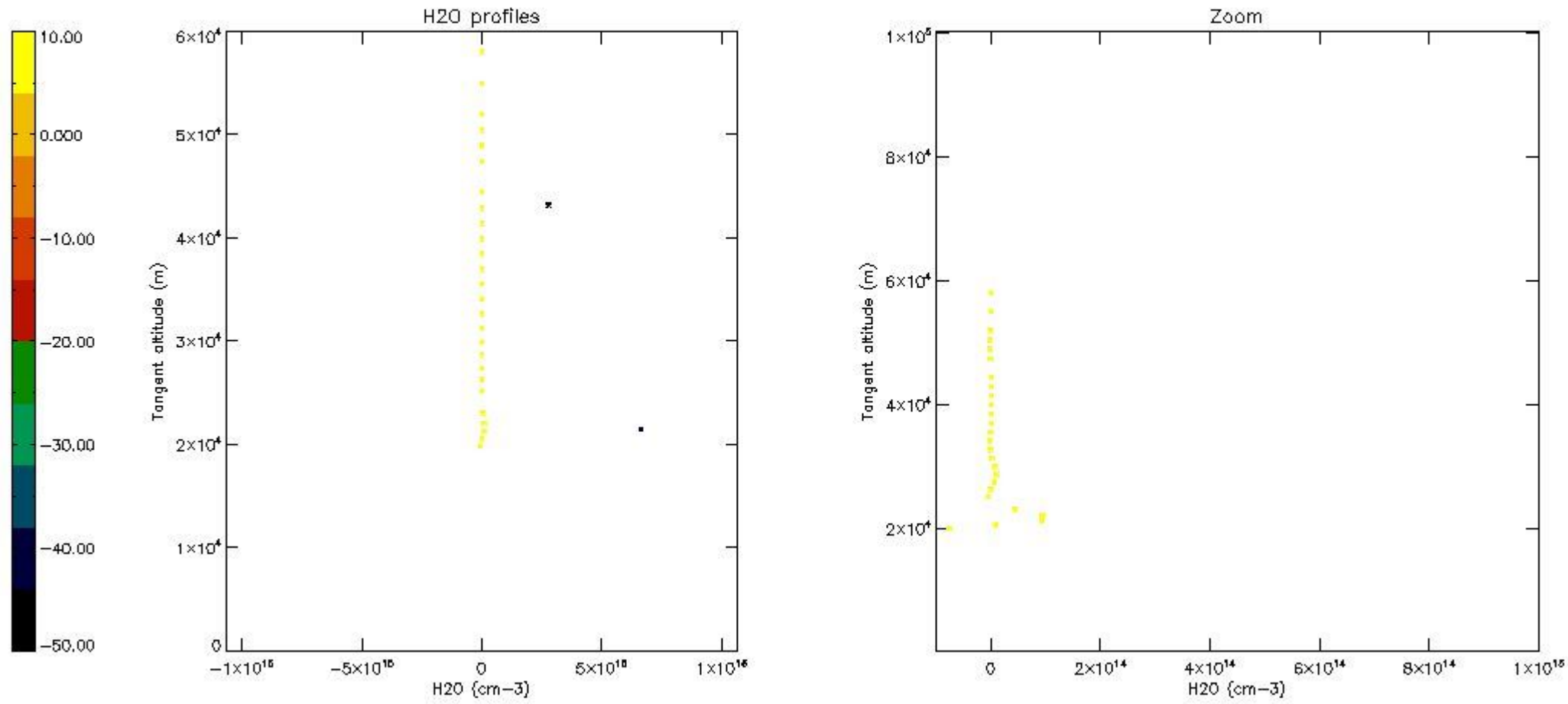
5.7 Plot NO3 profiles for all STD (dark without errors)

The colorbar represents the latitude.



5.8 Plot H2O profiles for all STD (only for occultations of stars 1,2,3,4,13,14,16,26,63 dark without errors)

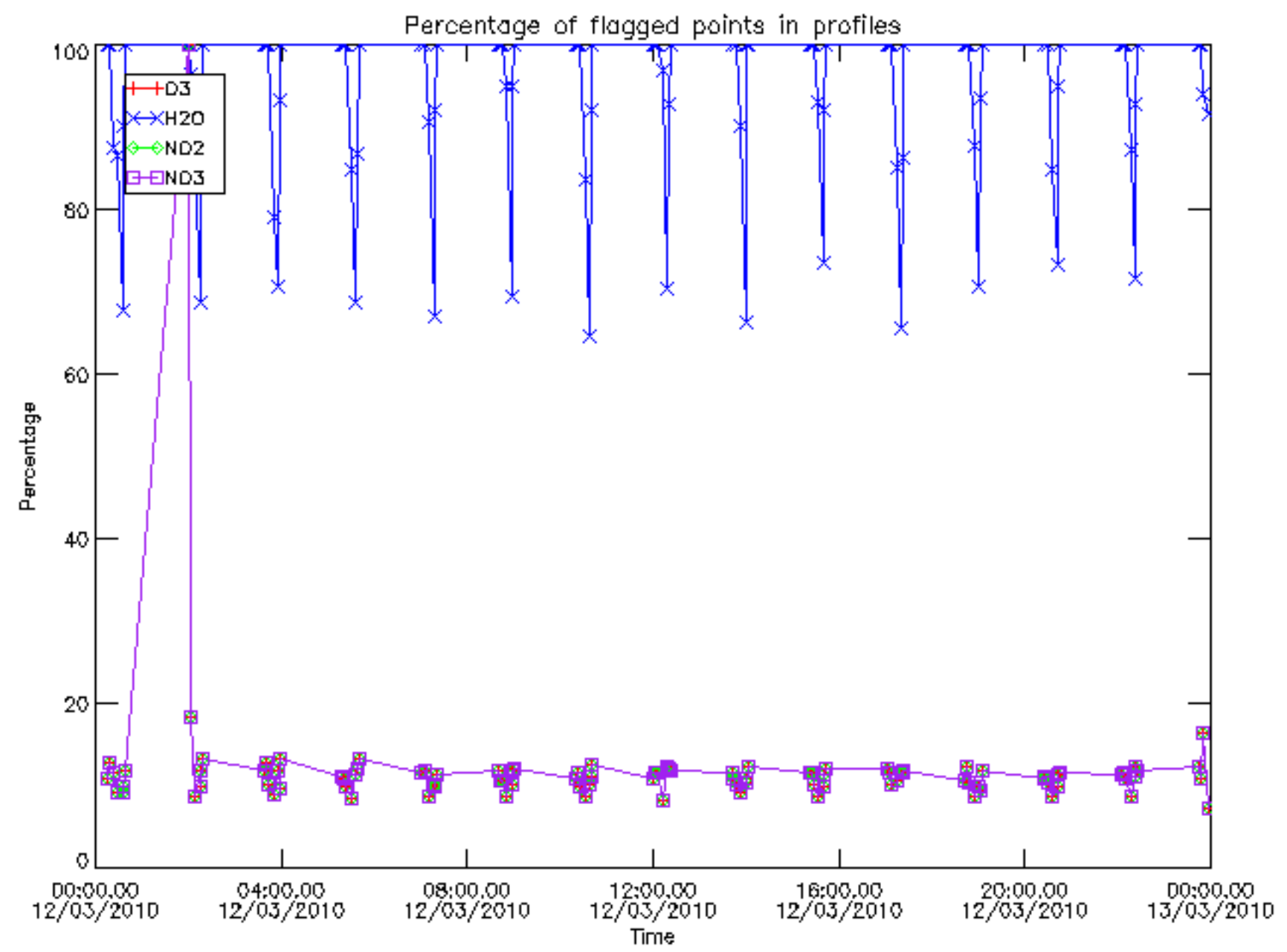
The colorbar represents the latitude.



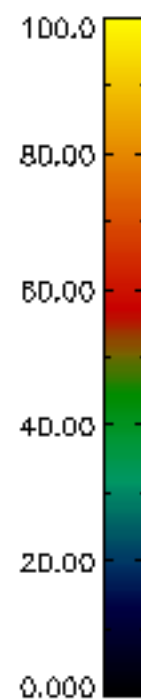
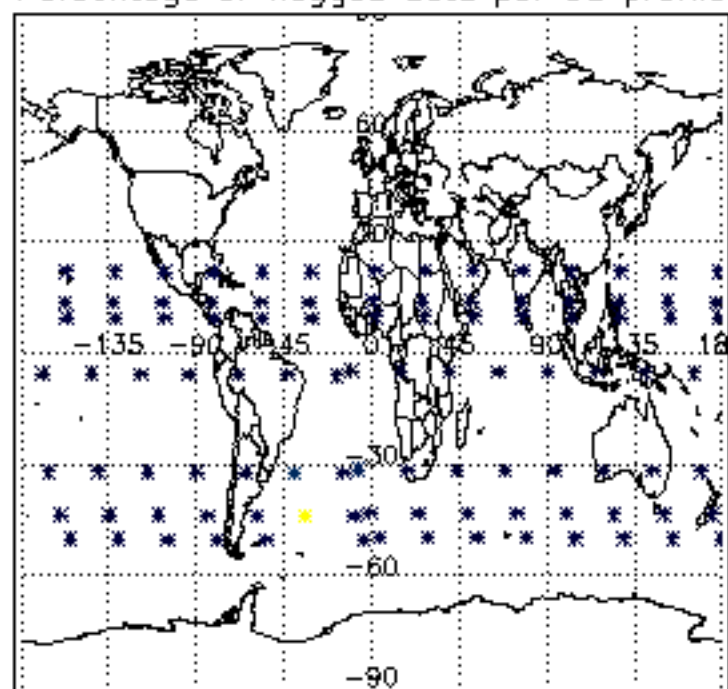
6. Auxiliary Data Files used for the production reported in section 2

The number reported in the third column indicates since which file (see list in section 2) the corresponding auxiliary file has been used. The fourth column is the date of those product files.

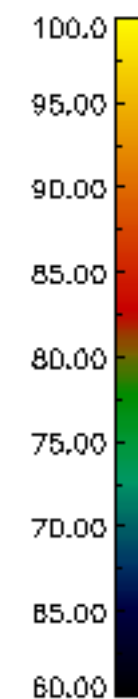
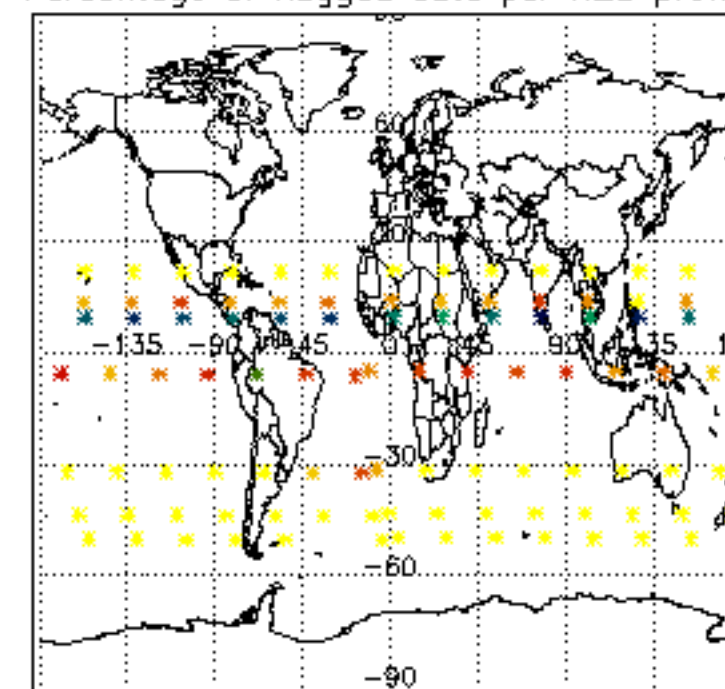
Type	Auxiliary Filename	Used since product	Used since product date
INST_PHYS_CHARACTERISTICS	GOM_INS_AXVIEC20091111_143220_20030716_120000_20500101_000000	1	12-MAR-2010 00:06:19
LEVEL-2_PROC_CONFIG	GOM_PR2_AXVIEC20091111_152718_20020301_000000_20500101_000000	1	12-MAR-2010 00:06:19
CROSS_SECTIONS_FILE	GOM_CRS_AXVIEC20091111_154832_20020301_000000_20500101_000000	1	12-MAR-2010 00:06:19



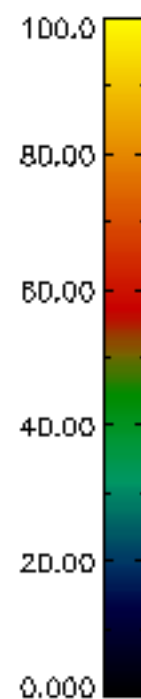
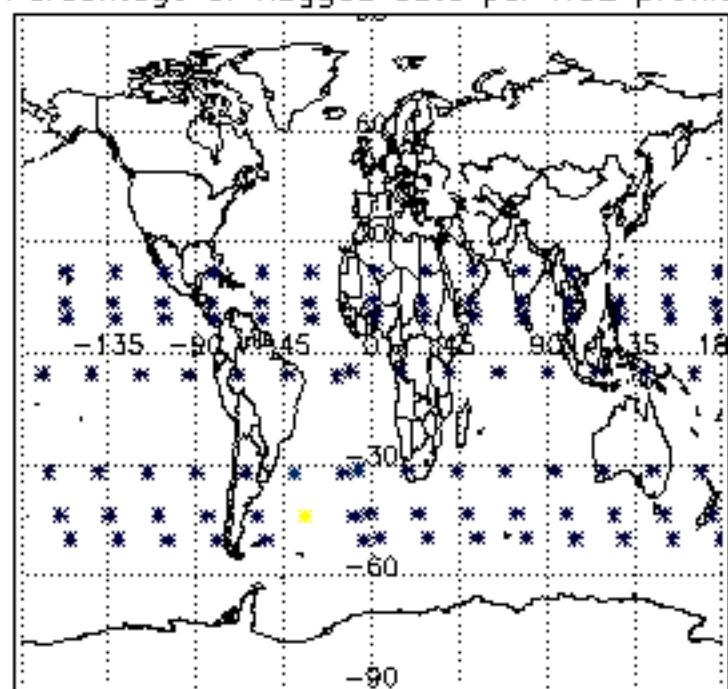
Percentage of flagged data per D3 profile



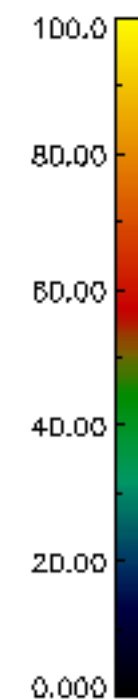
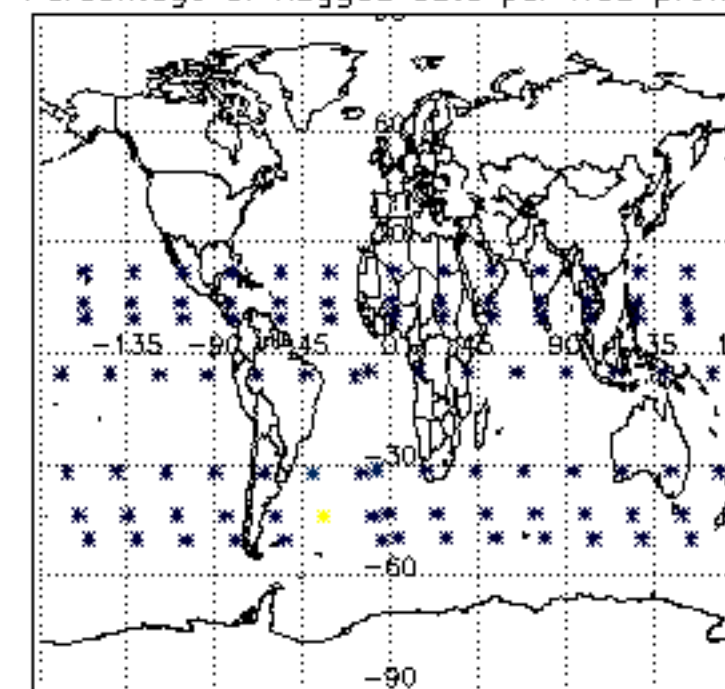
Percentage of flagged data per H2O profile

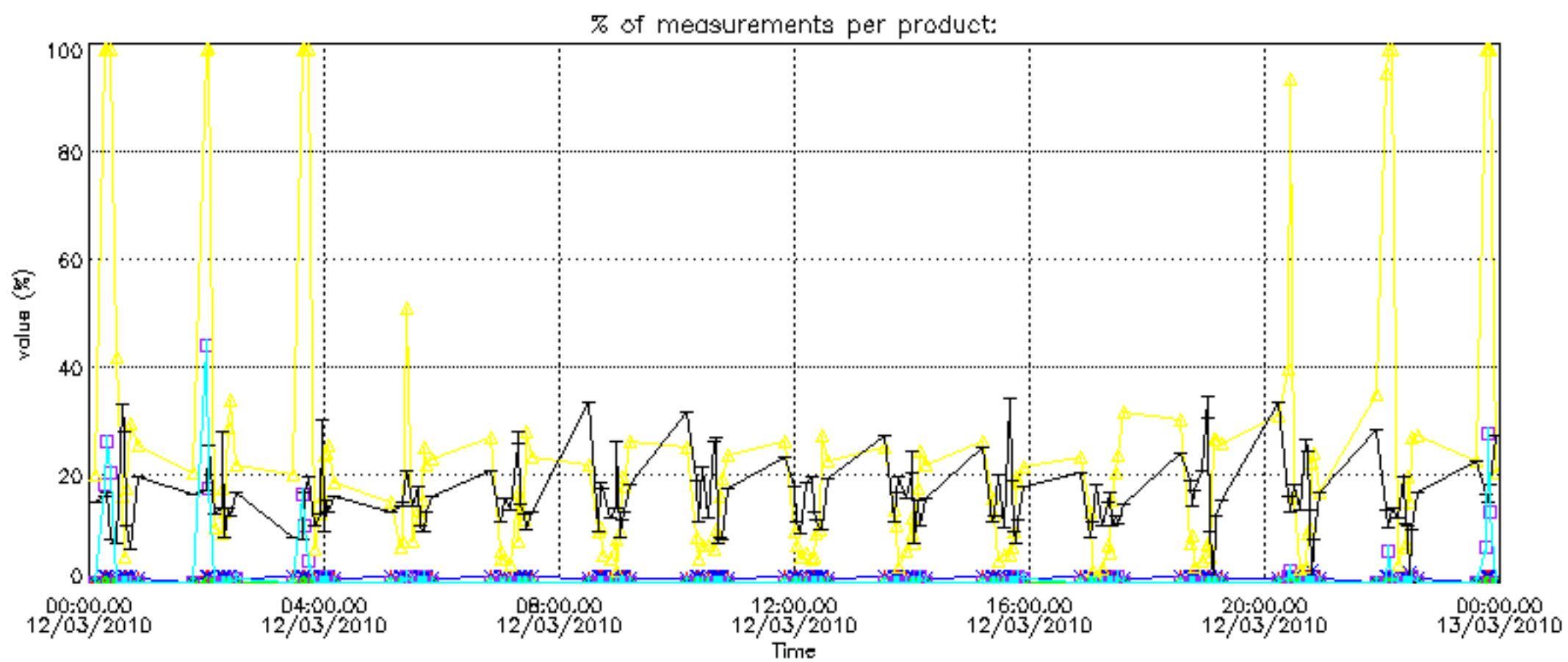


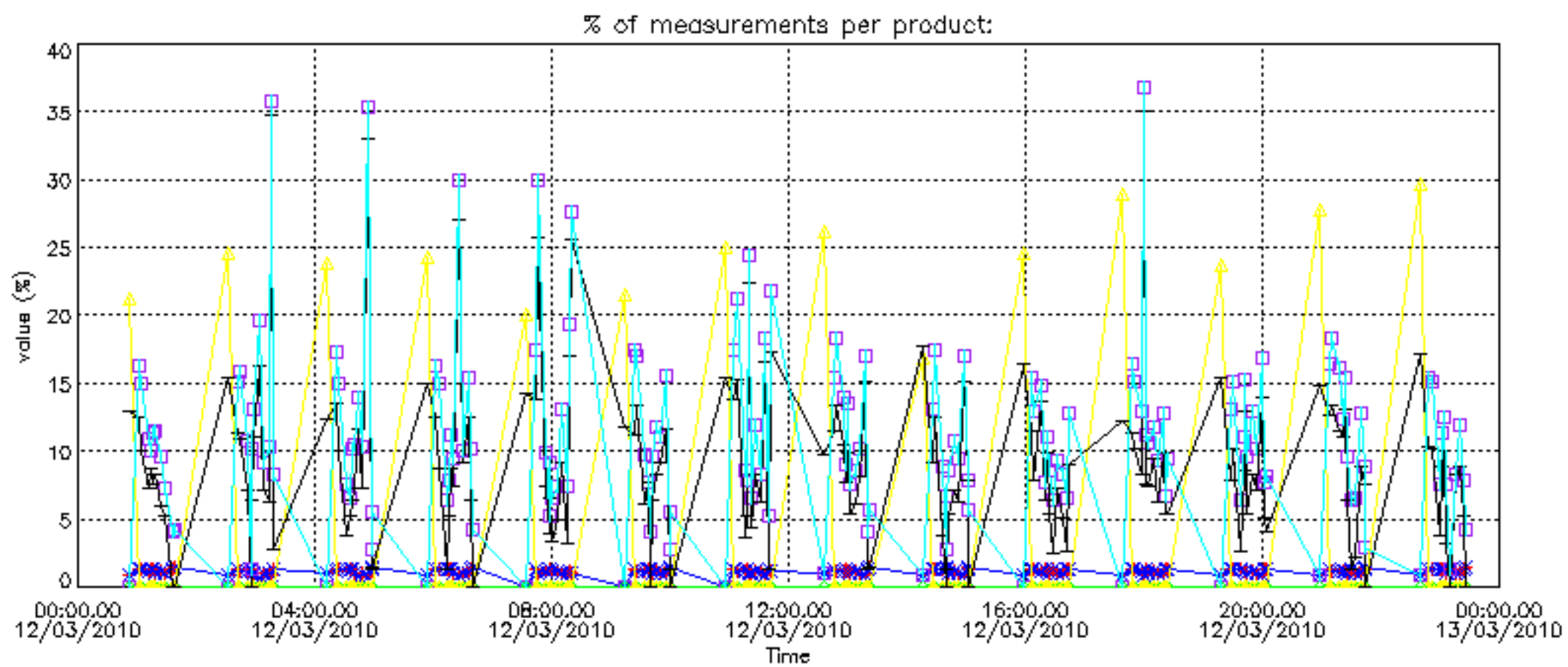
Percentage of flagged data per NO2 profile



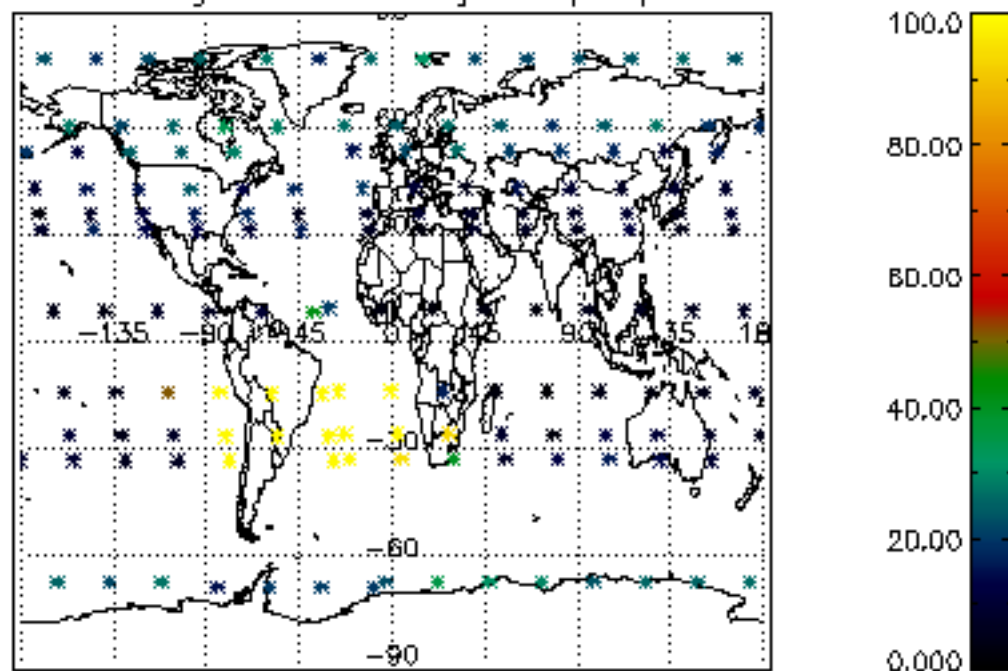
Percentage of flagged data per NO3 profile



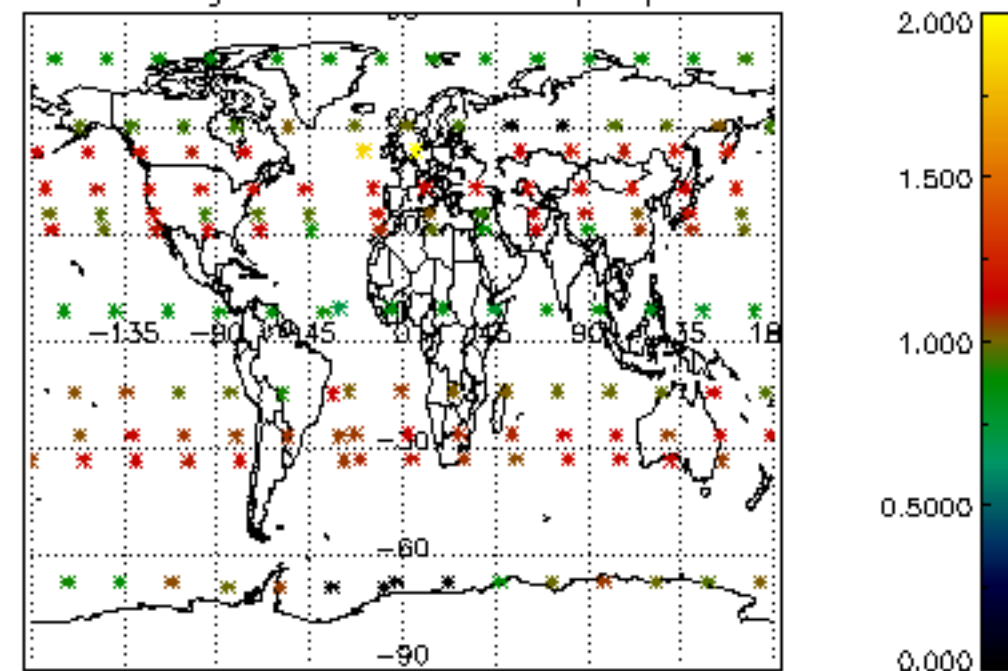




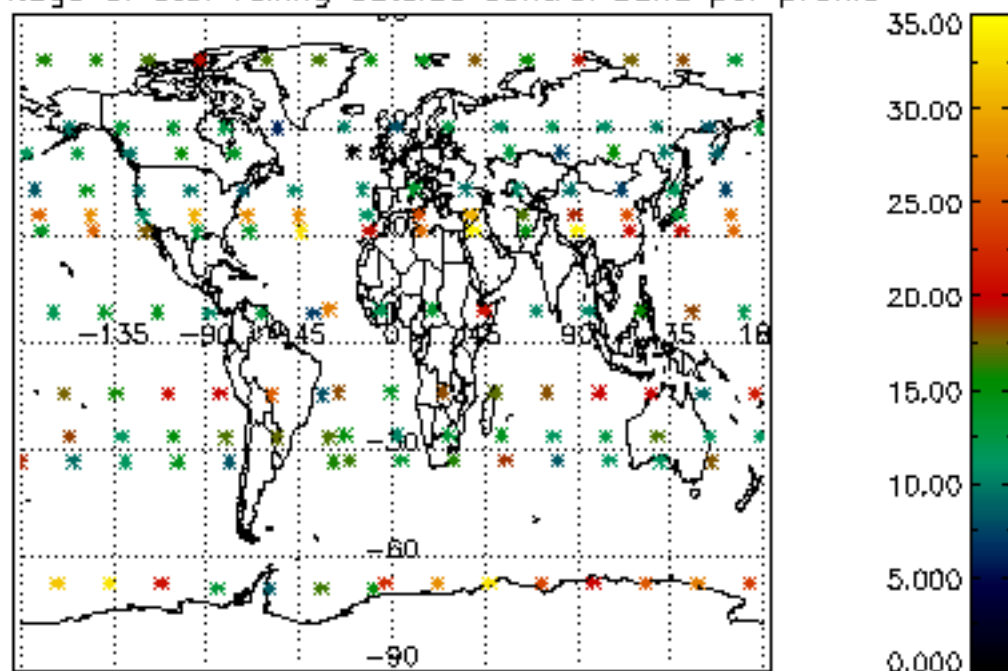
Percentage of cosmic ray hits per profile



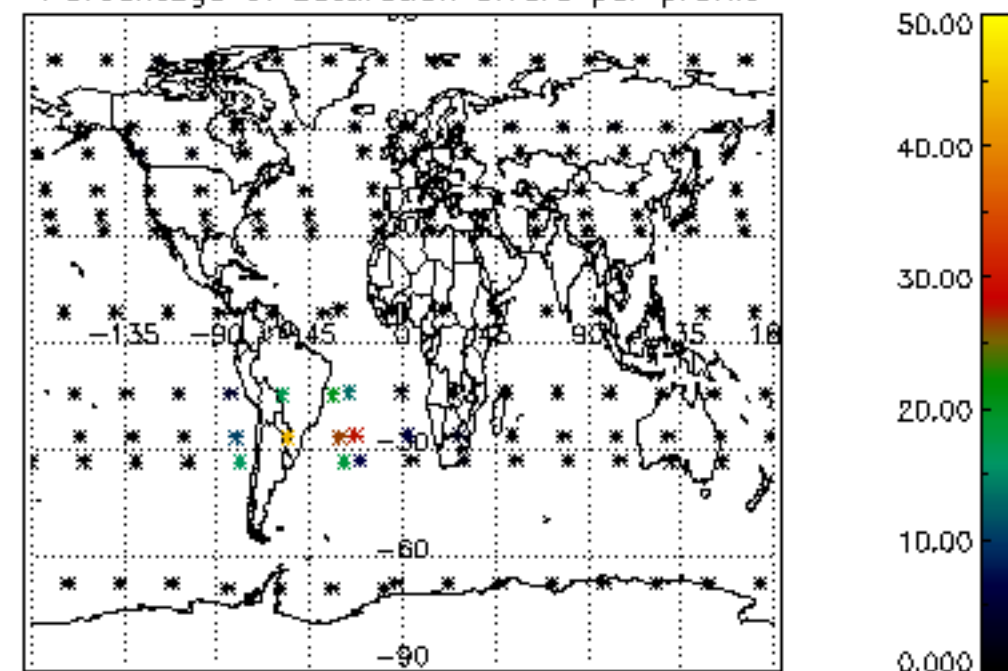
Percentage of datation errors per profile



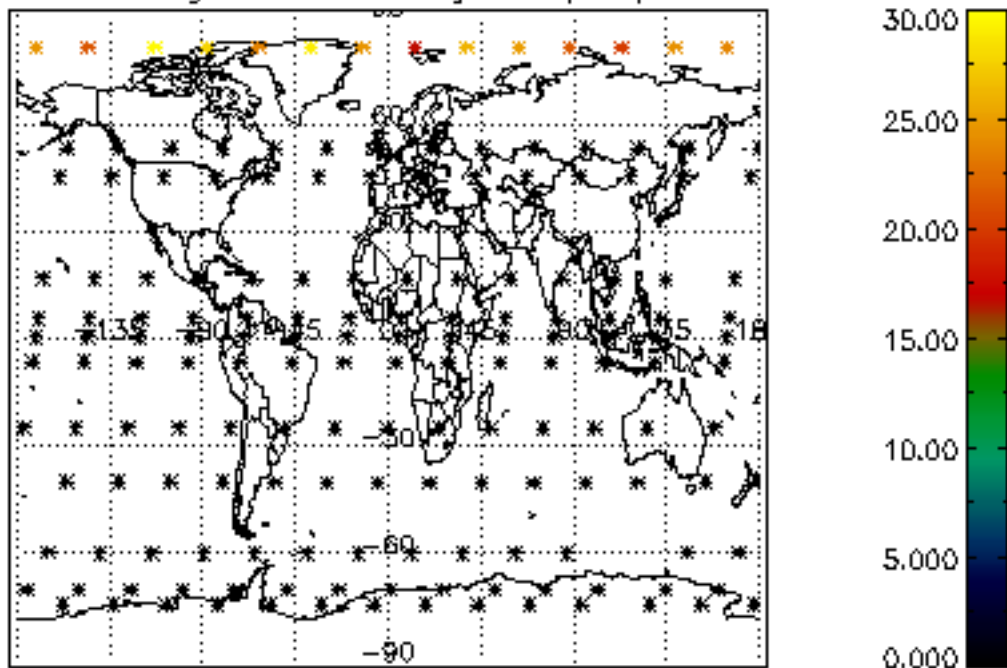
Percentage of star falling outside central band per profile



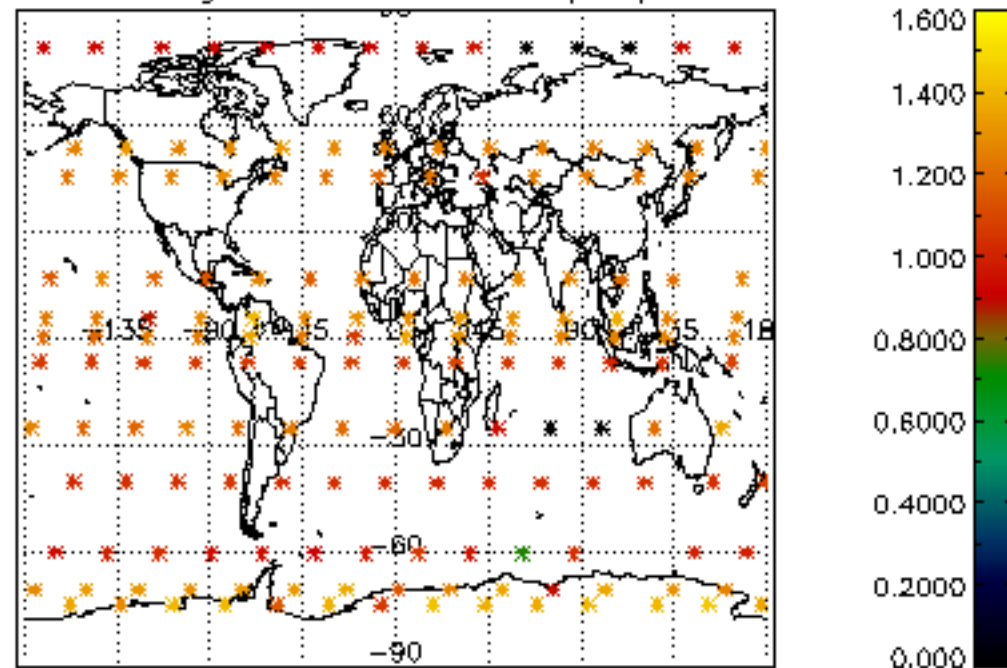
Percentage of saturation errors per profile



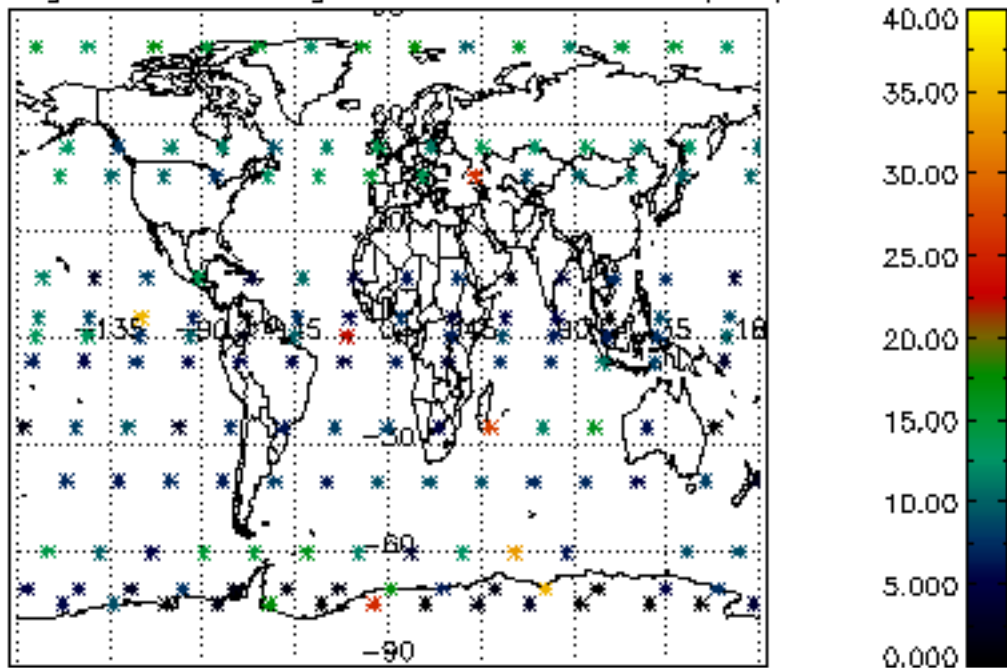
Percentage of cosmic ray hits per profile



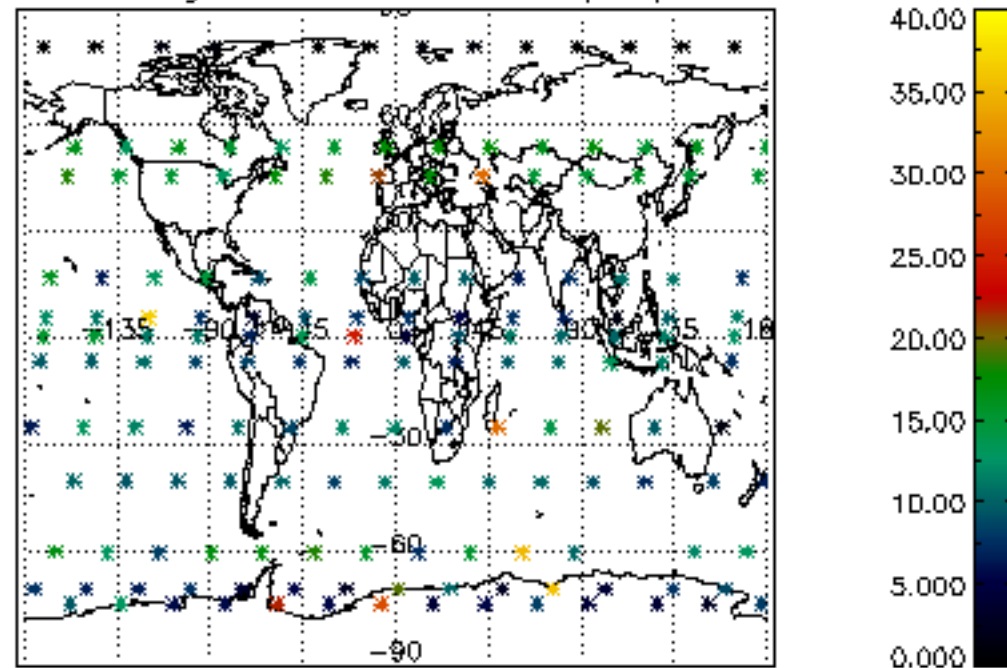
Percentage of datation errors per profile

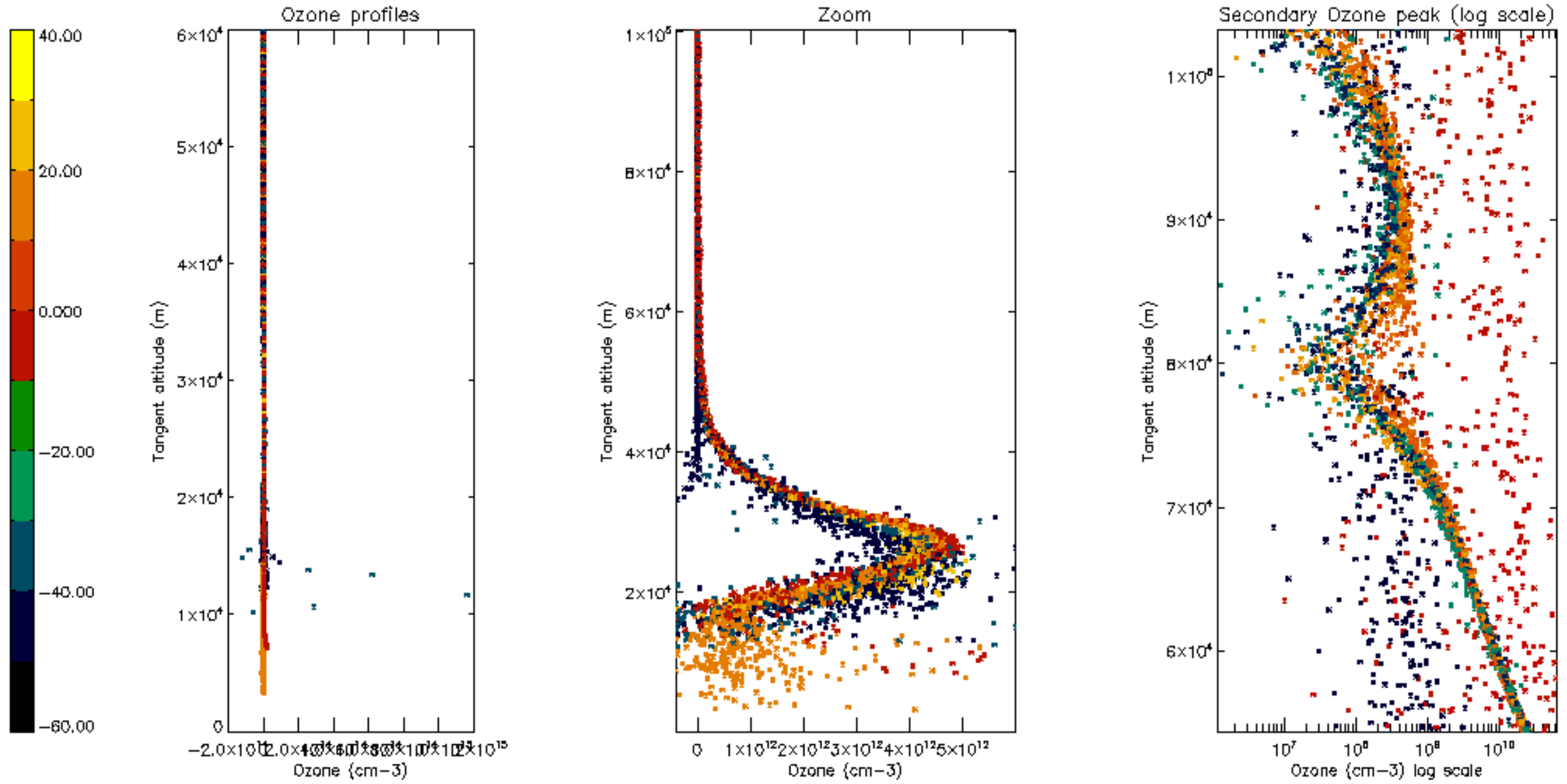


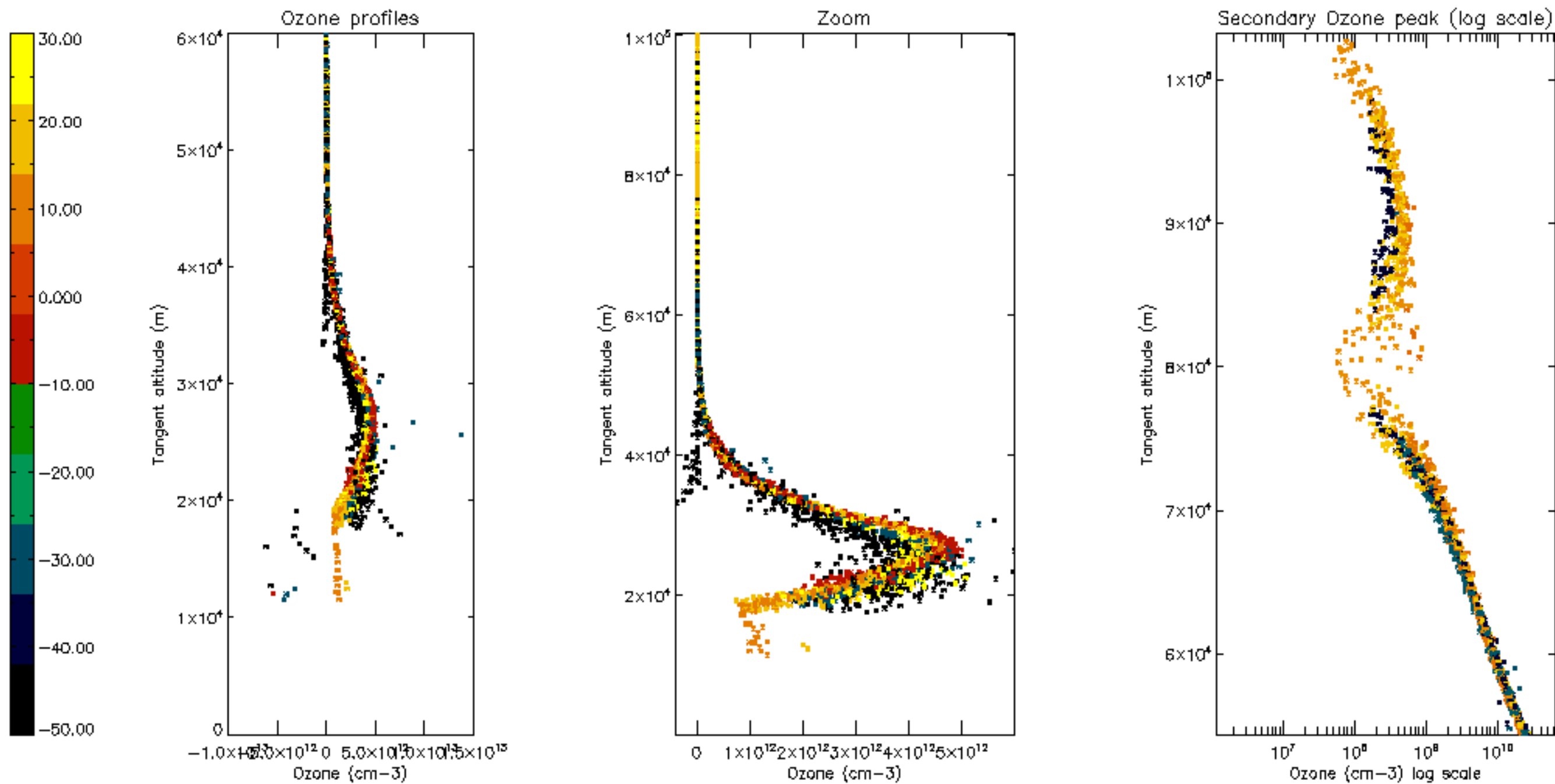
Percentage of star falling outside central band per profile

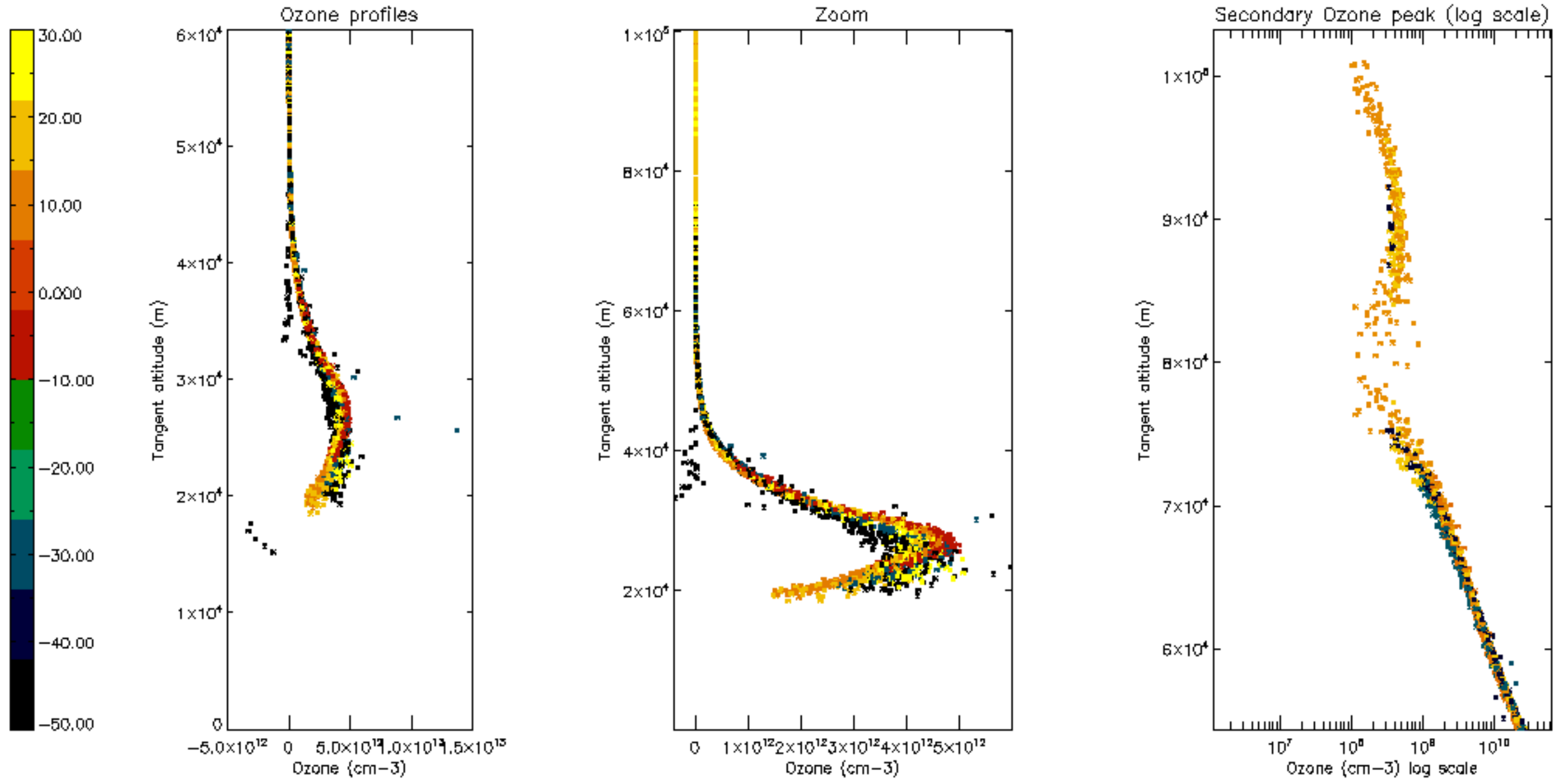


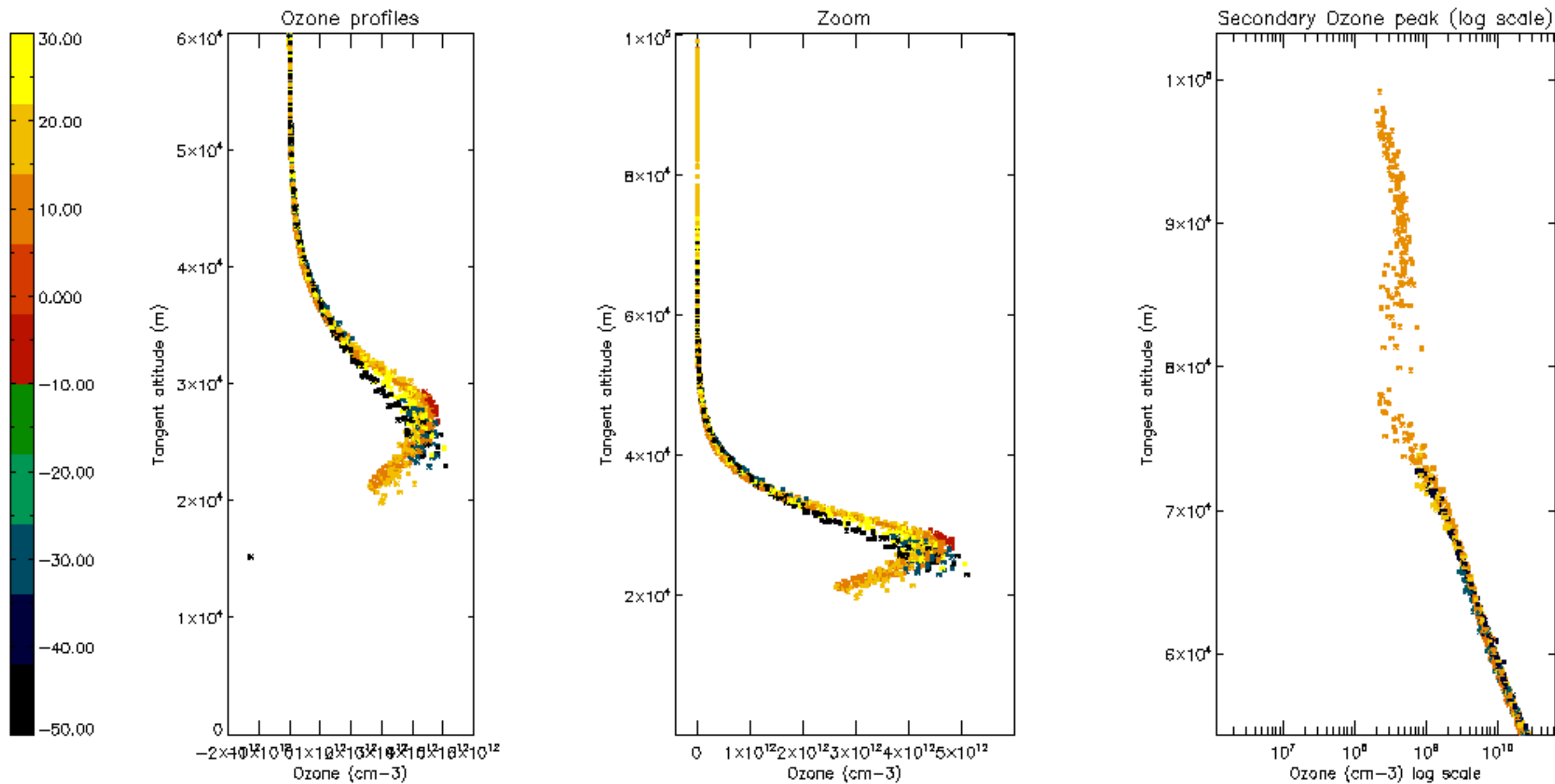
Percentage of saturation errors per profile

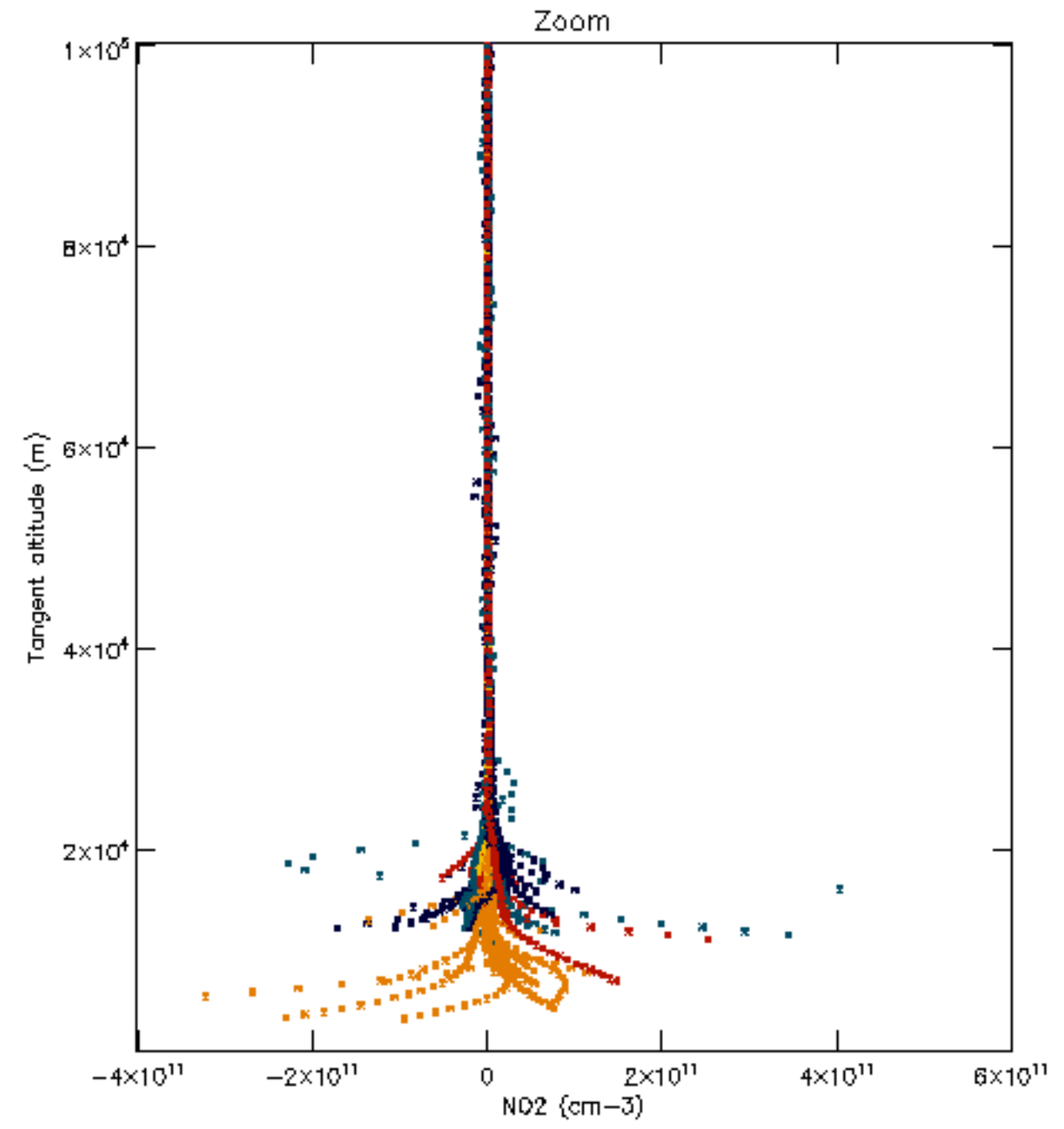
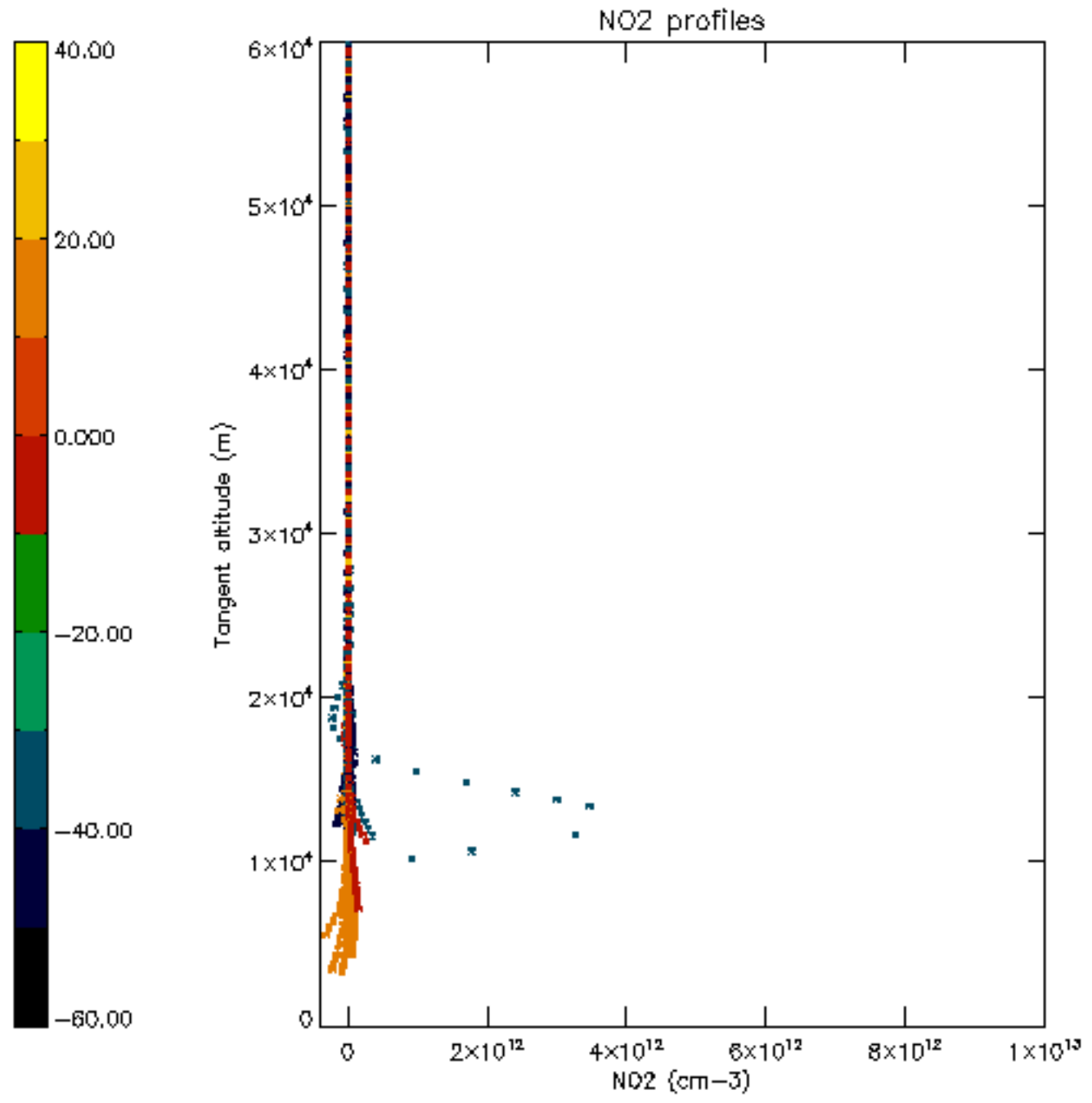


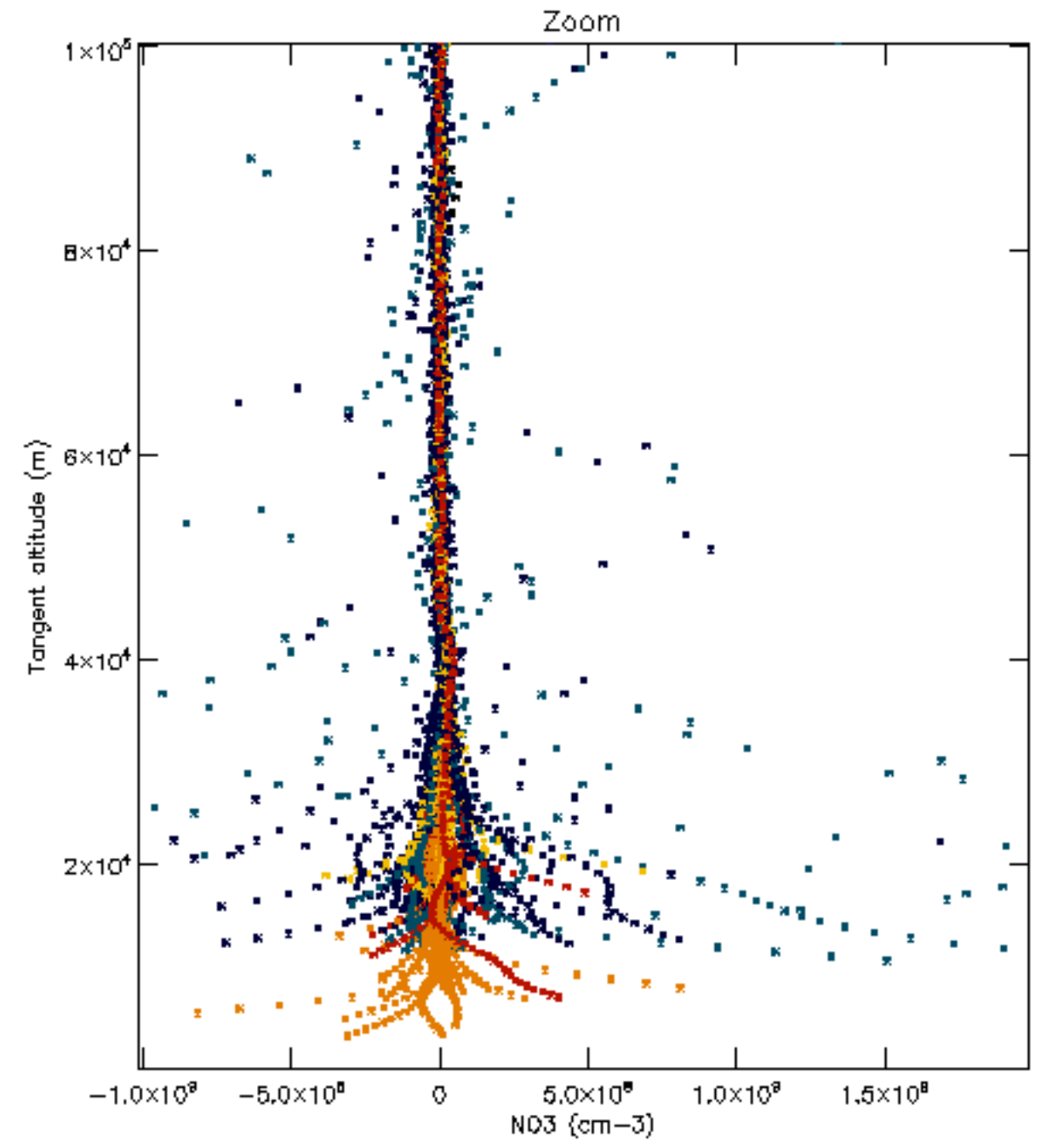
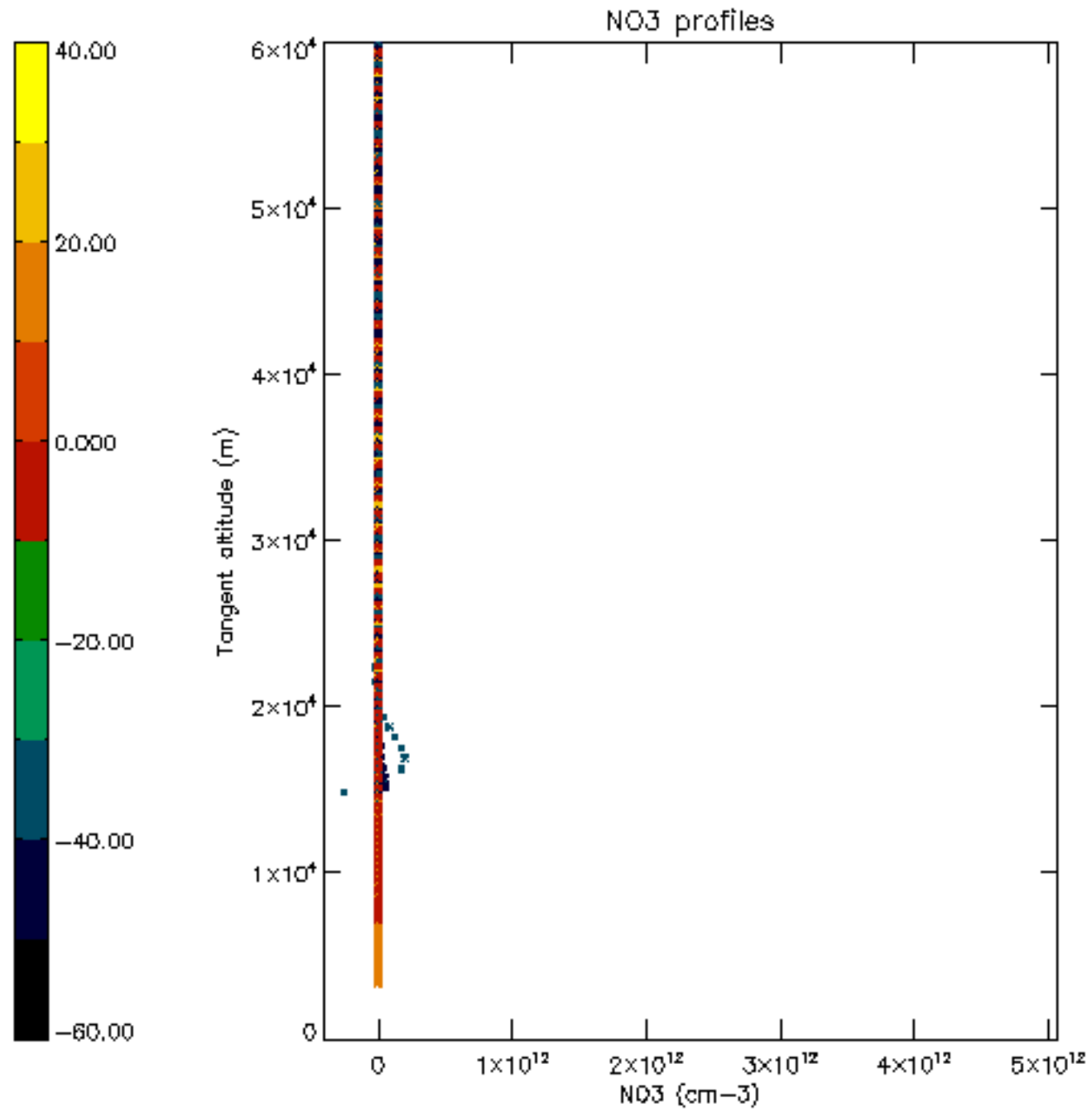


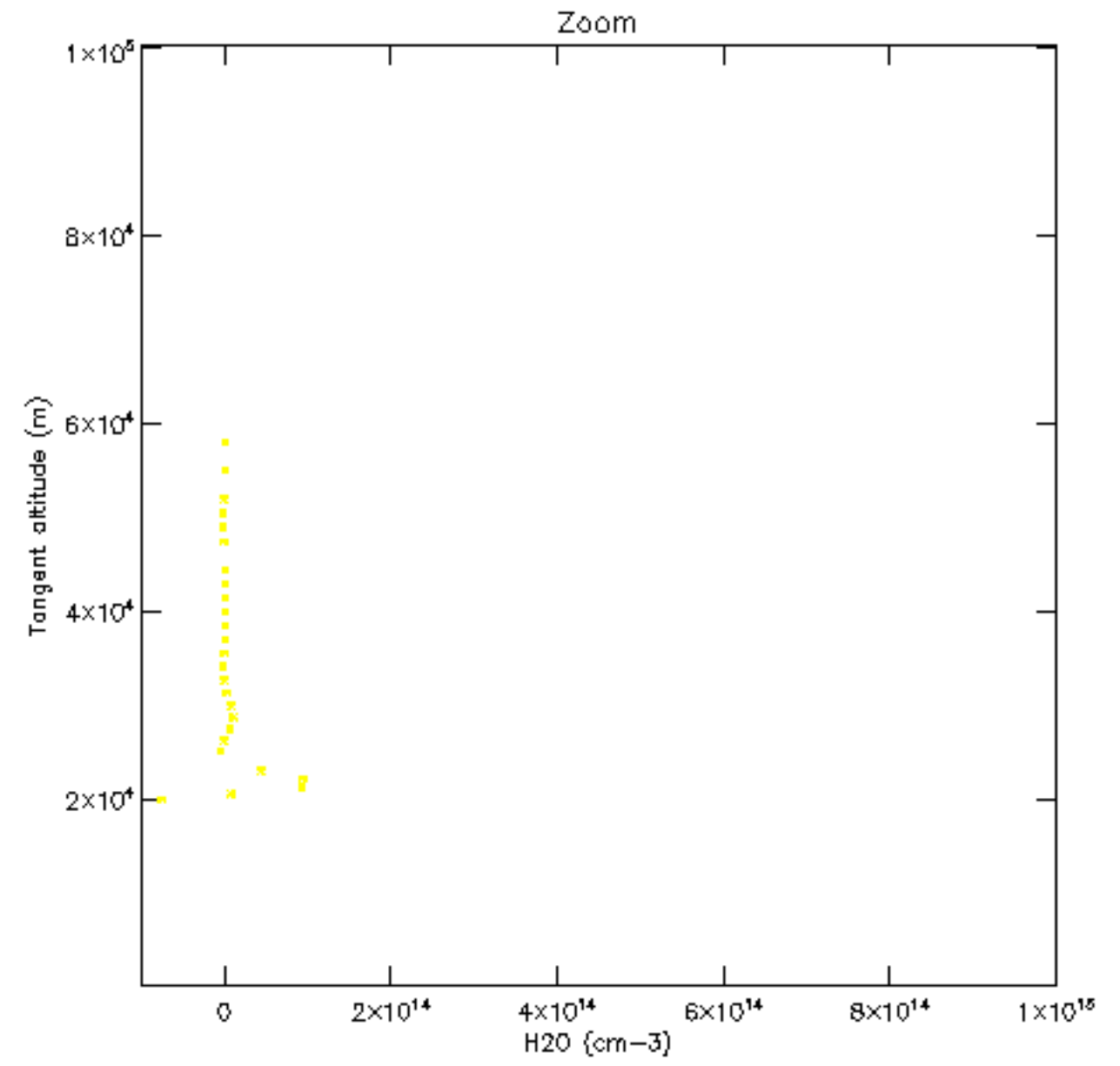
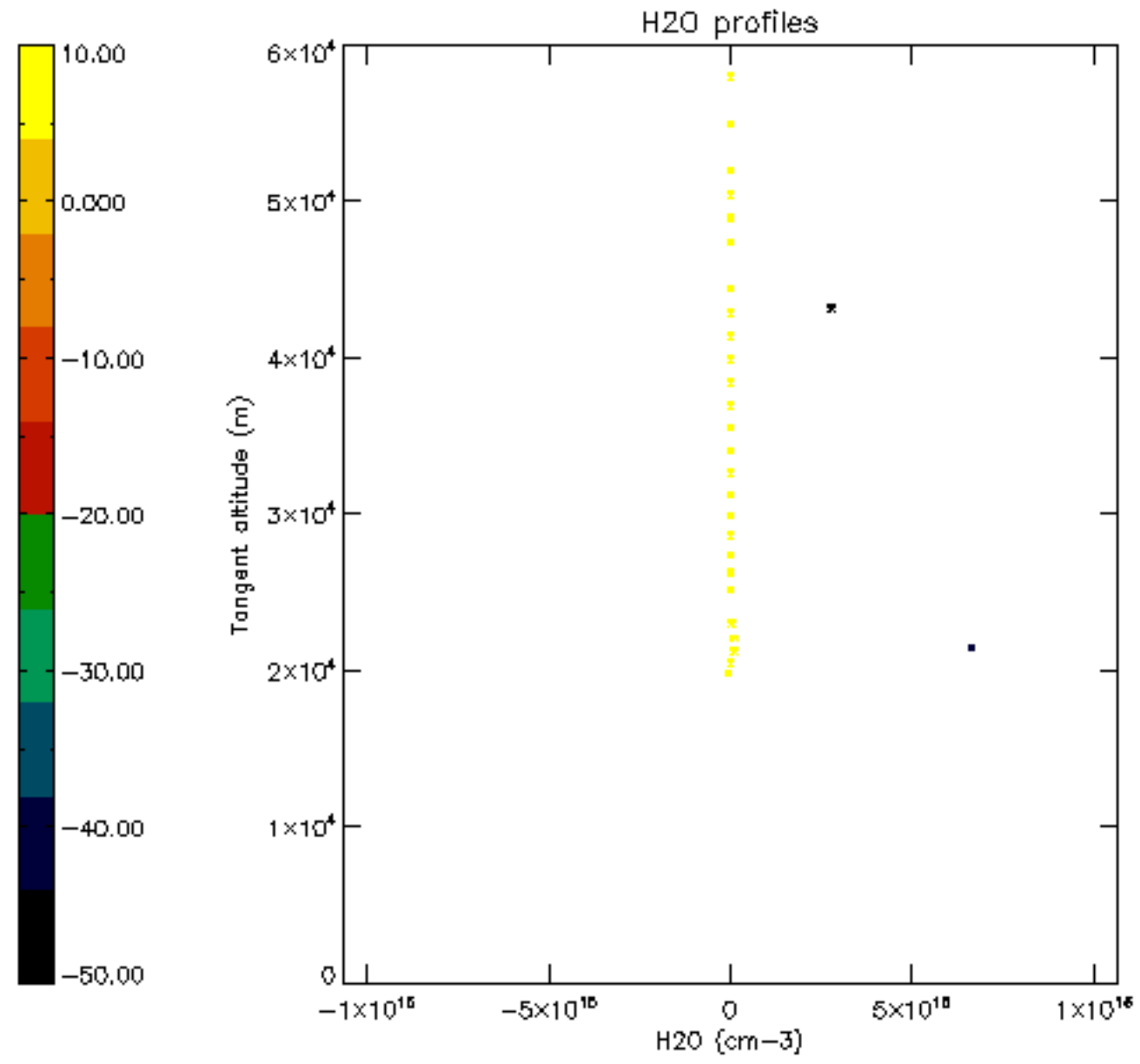


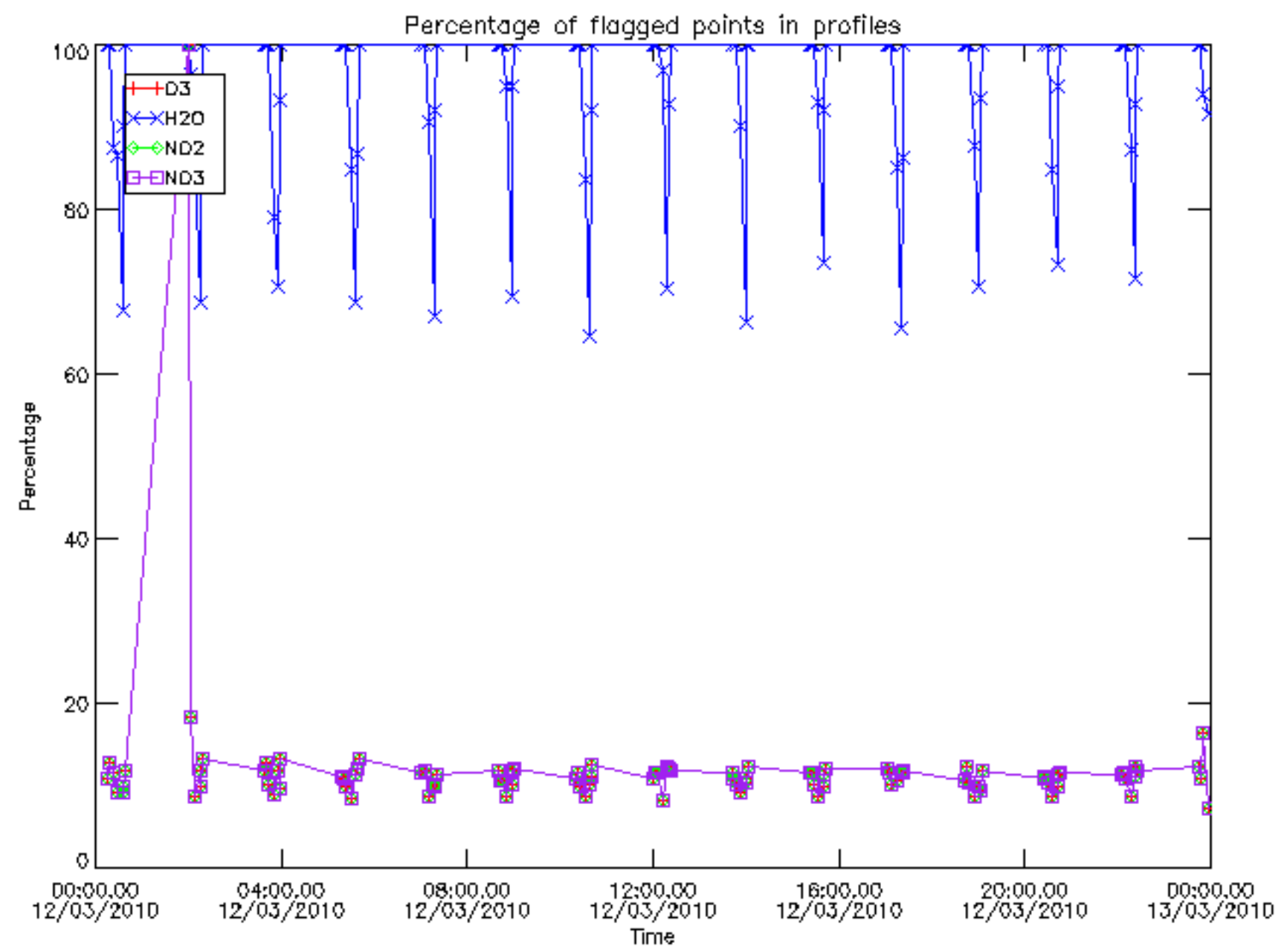




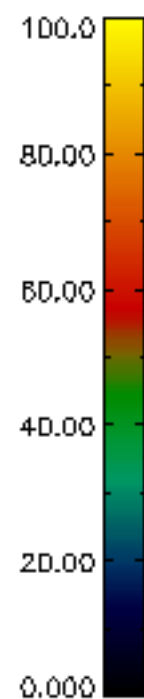
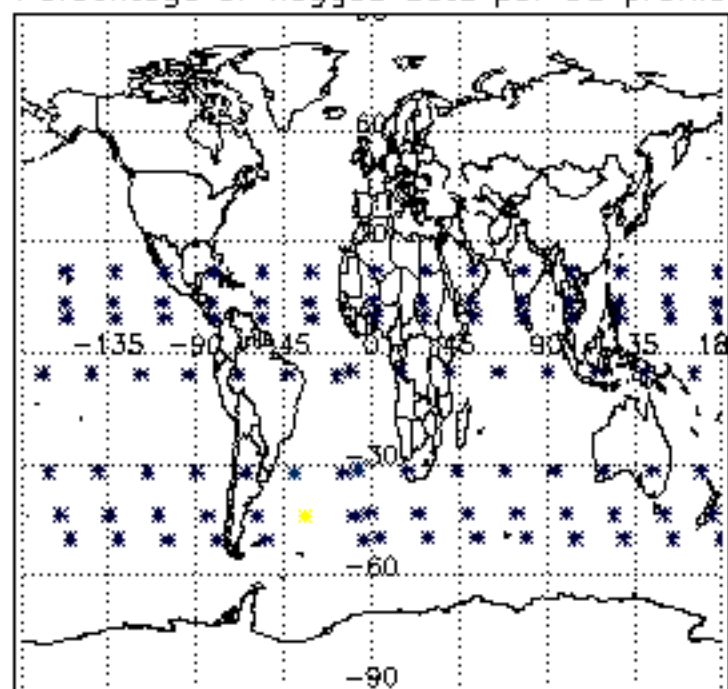




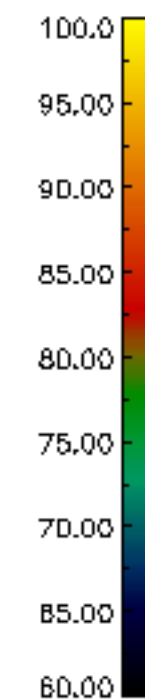
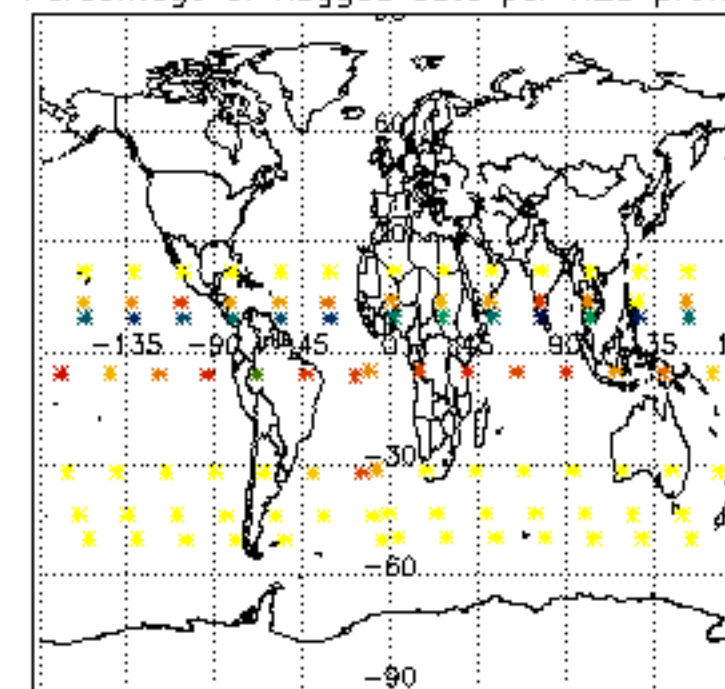




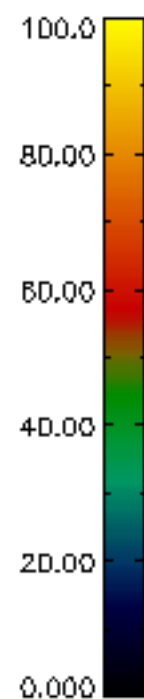
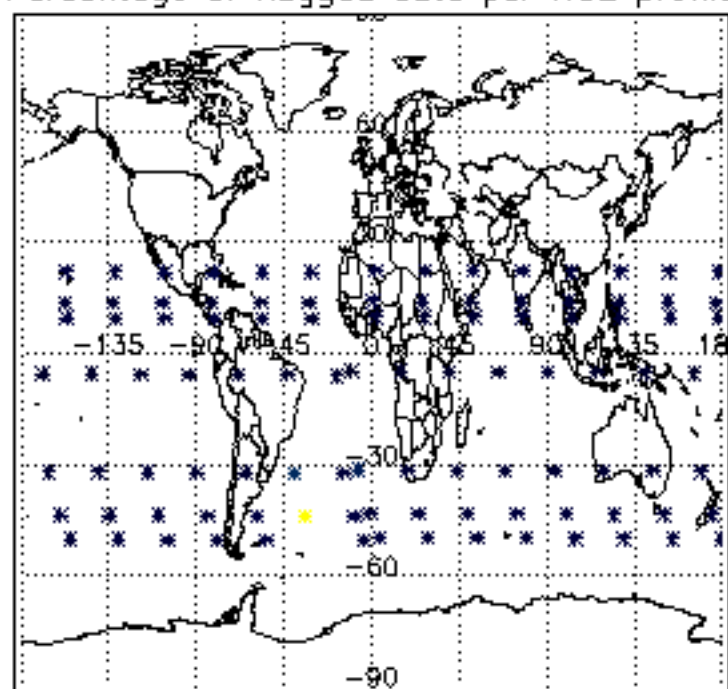
Percentage of flagged data per D3 profile



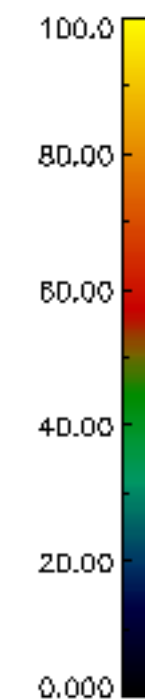
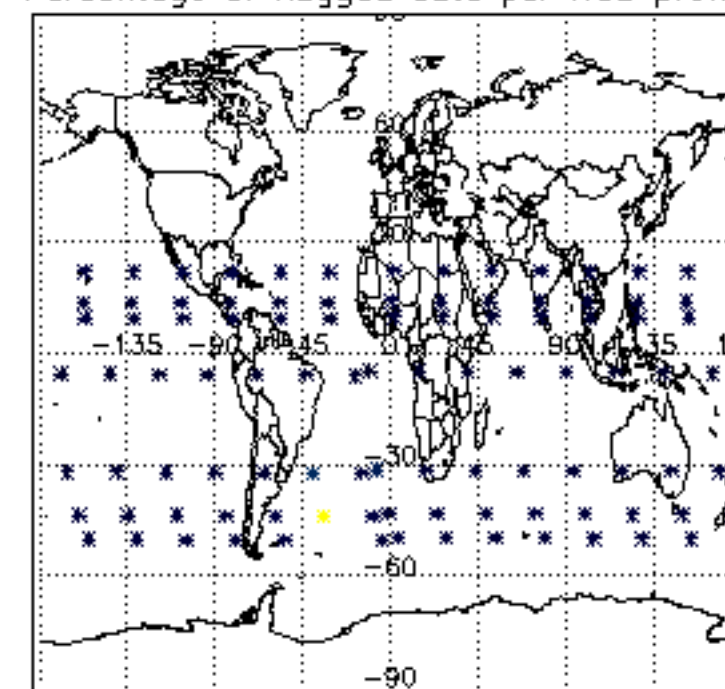
Percentage of flagged data per H2O profile

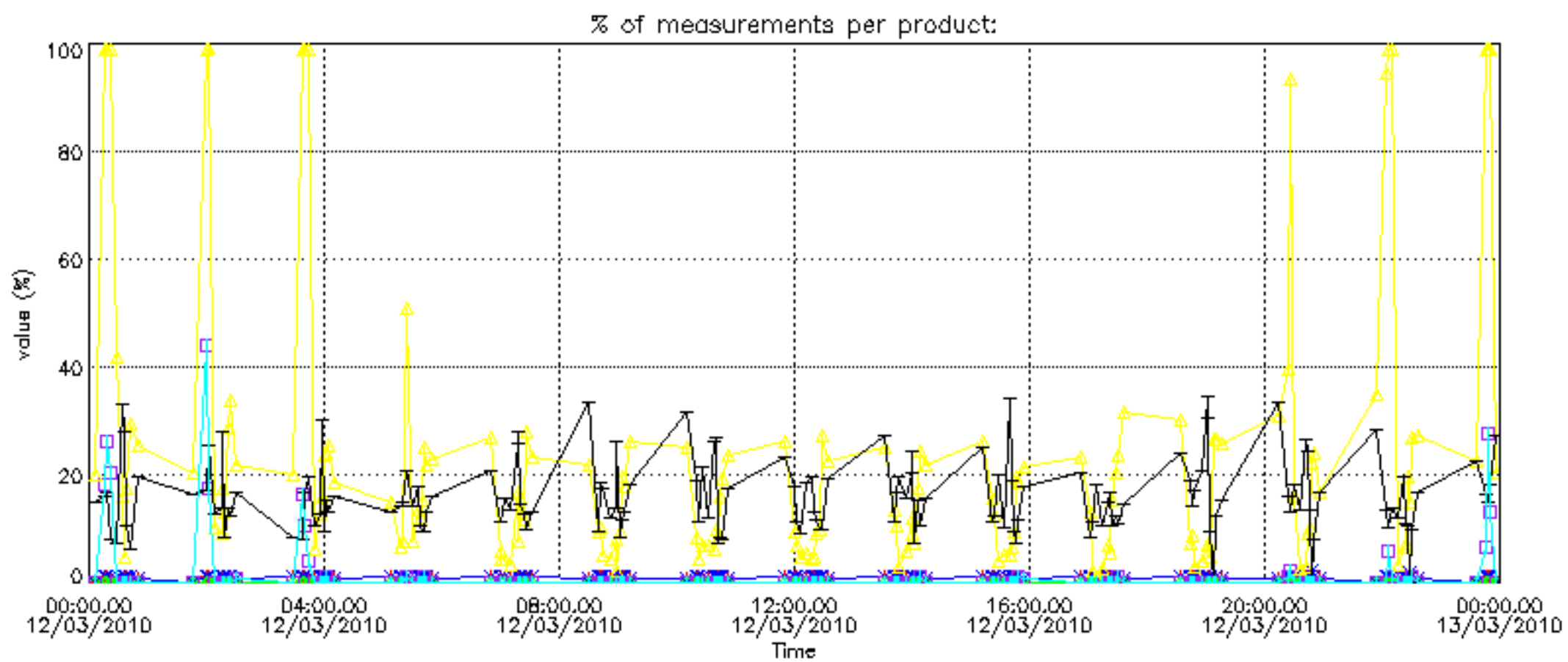


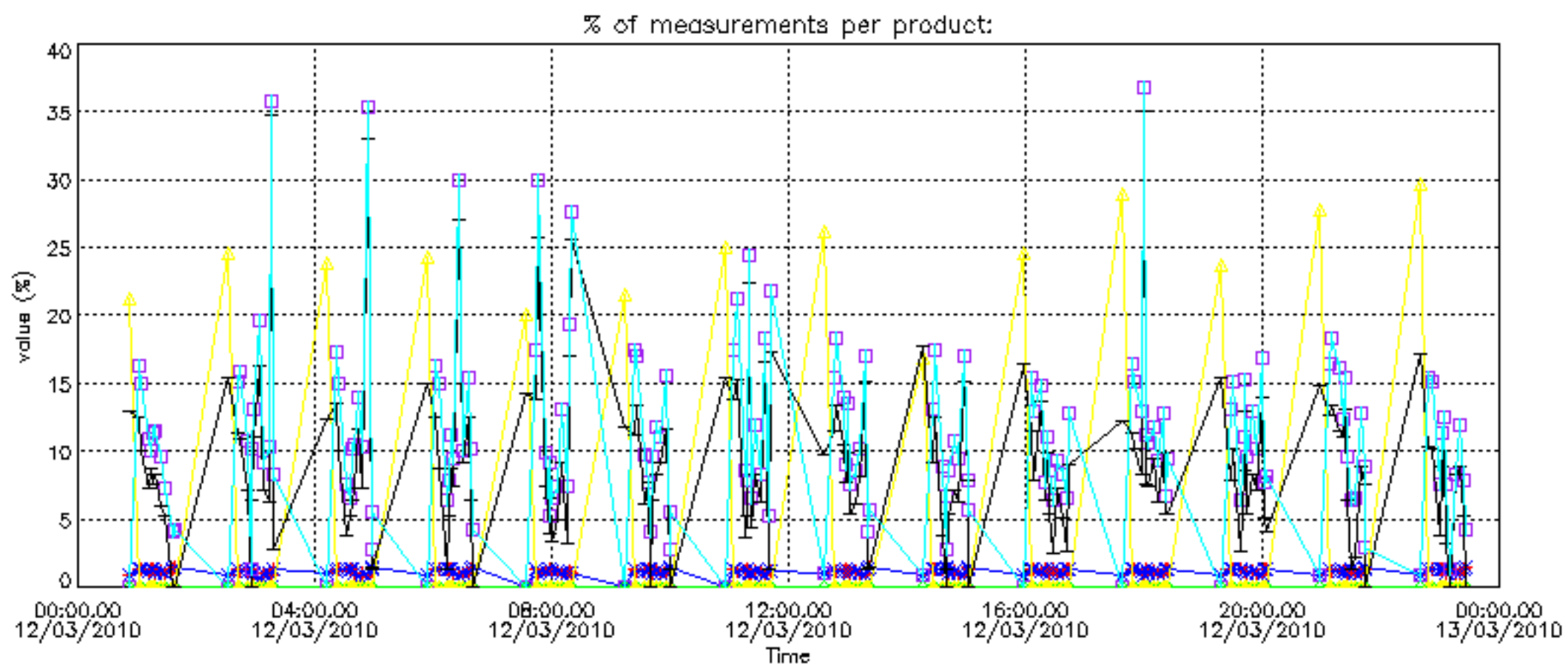
Percentage of flagged data per NO2 profile



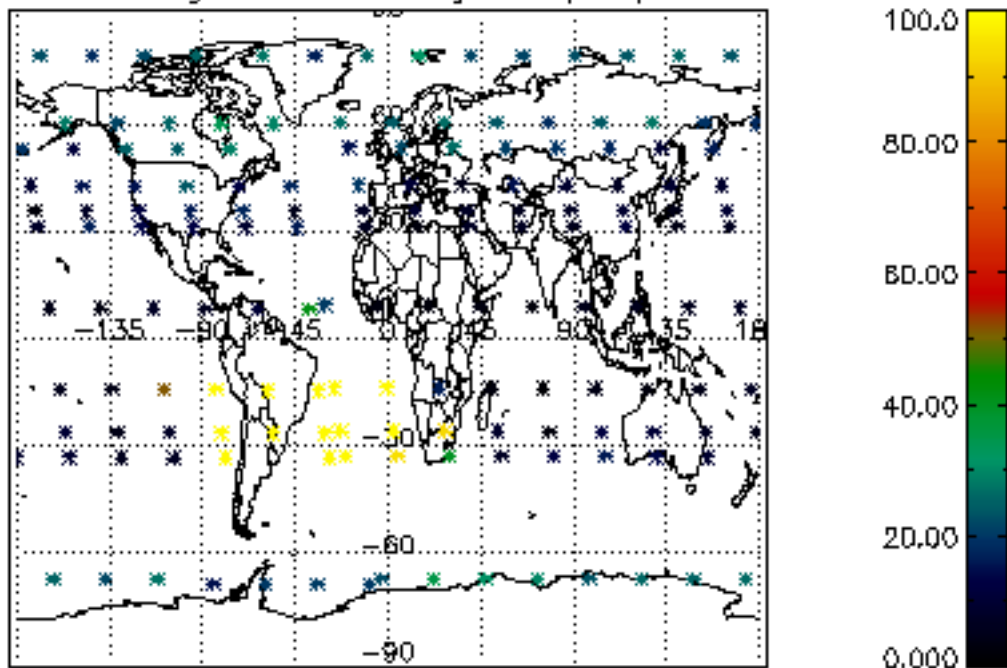
Percentage of flagged data per NO3 profile



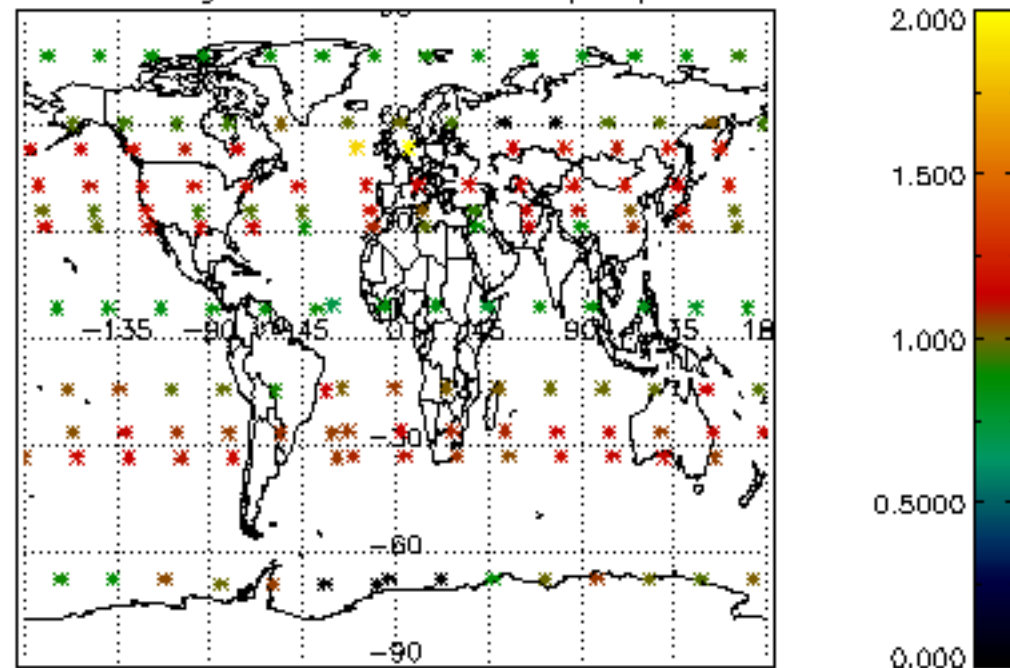




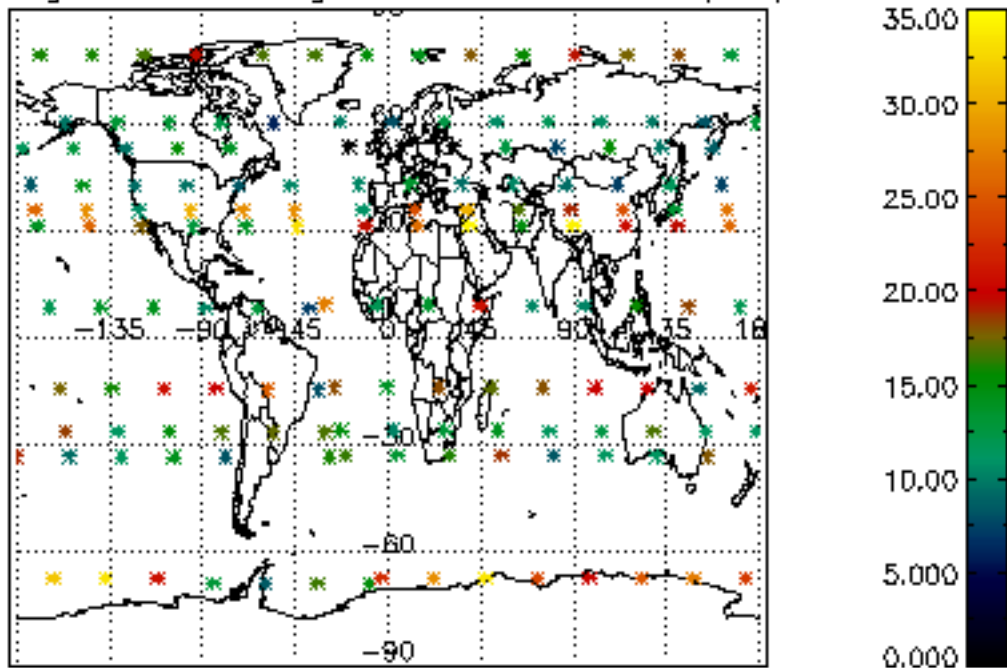
Percentage of cosmic ray hits per profile



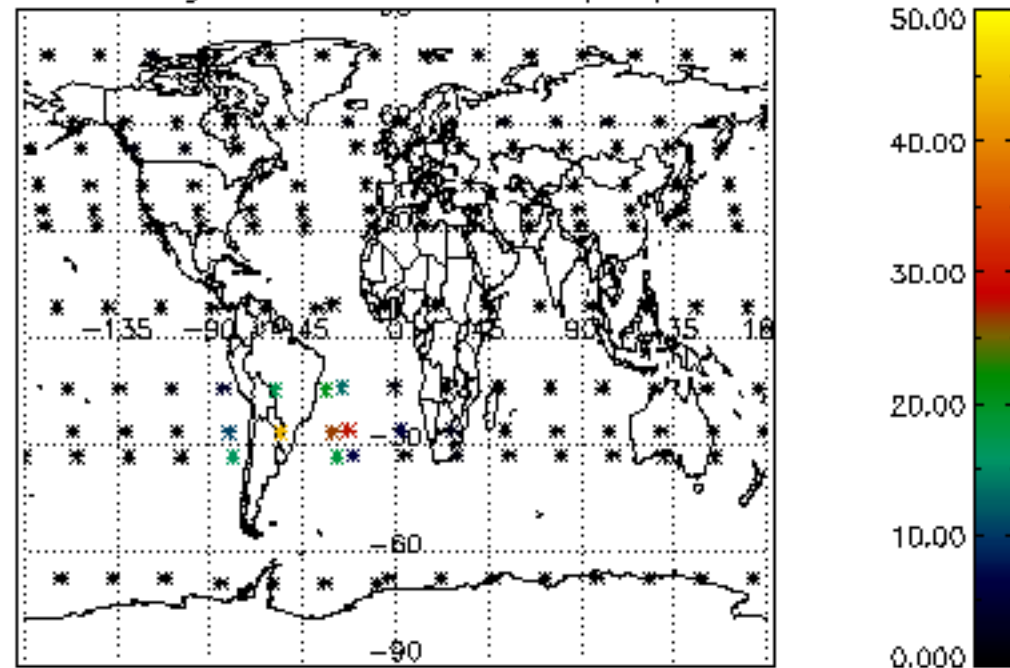
Percentage of datation errors per profile



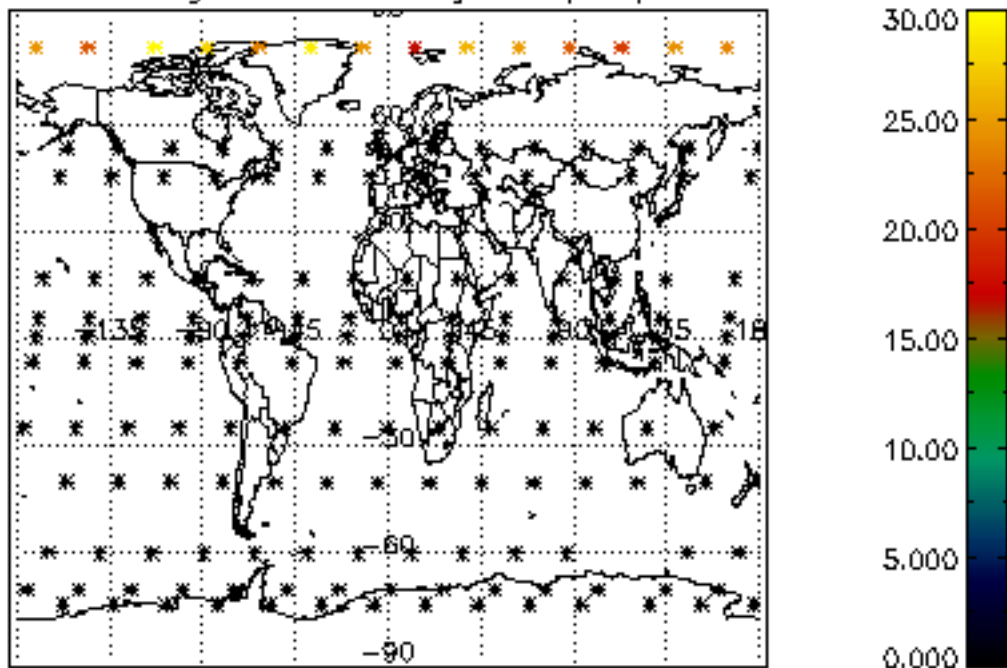
Percentage of star falling outside central band per profile



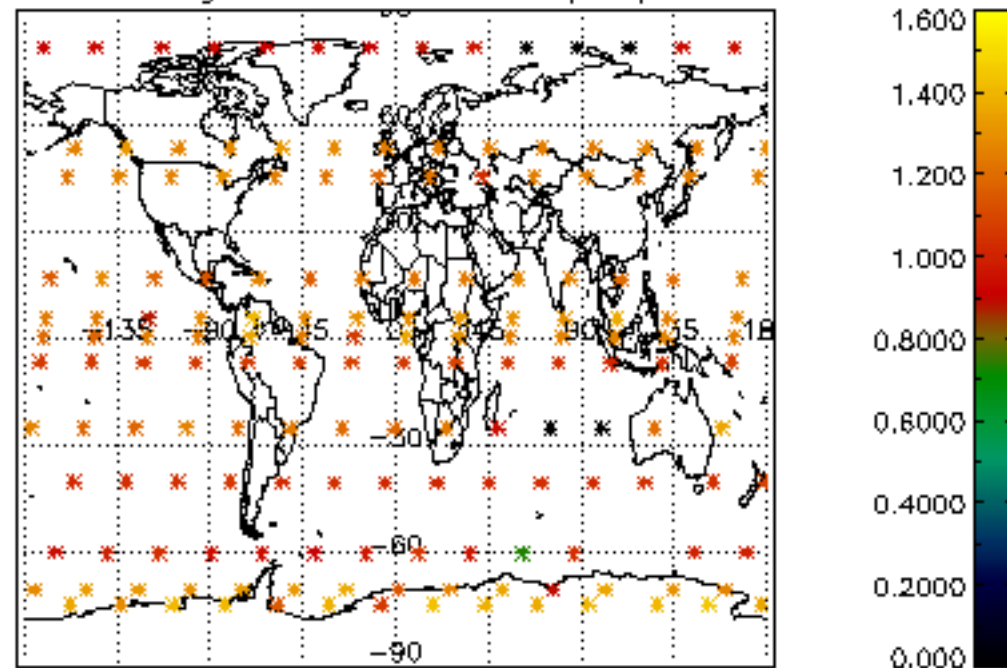
Percentage of saturation errors per profile



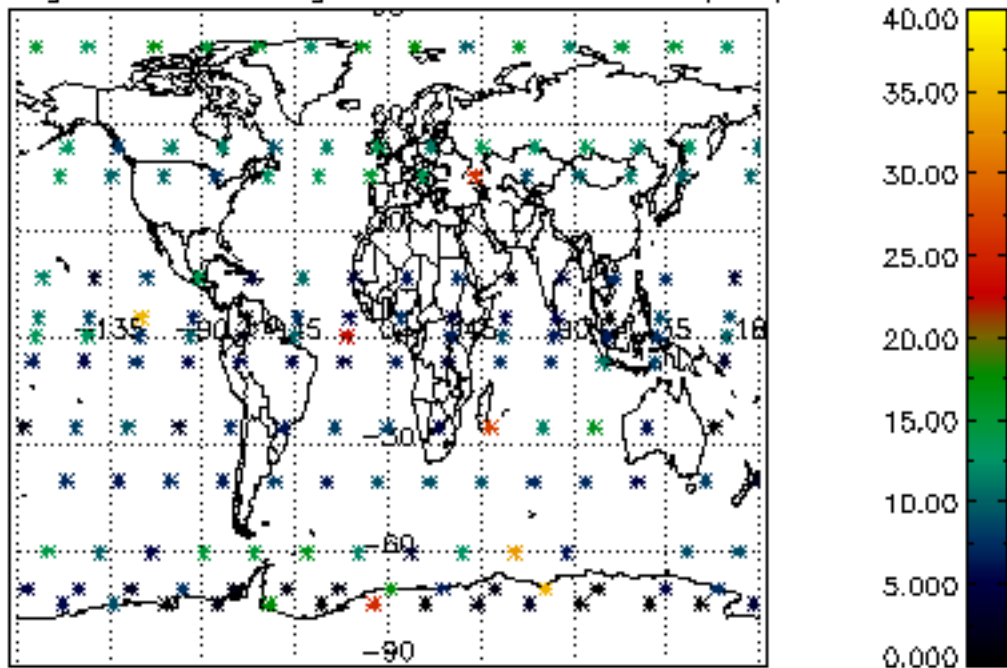
Percentage of cosmic ray hits per profile



Percentage of datation errors per profile



Percentage of star falling outside central band per profile



Percentage of saturation errors per profile

