

GOMOS Level 2 Daily Report

SUMMARY

[1. General Info](#)

[2. Summary of processed GOM_NL_2P products](#)

[3. Level 2 Quality information per product](#)

[3.1 Plot of level 2 quality information per product \(time dependant\)](#)

[3.2 Plot of level 2 quality information per product \(world map\)](#)

[4. Level 1 Quality information per product \(stored on level 2 products\)](#)

[4.1 Plot of level 1 quality information per product \(time dependant\)](#)

[4.1.1 Plot of level 1 quality information per product \(time dependant\): ASCENDING](#)

[4.1.2 Plot of level 1 quality information per product \(time dependant\): DESCENDING](#)

[4.2 Plot of level 1 quality information per product \(world map\)](#)

[4.2.1 Plot of level 1 quality information per product \(world map\): ASCENDING](#)

[4.2.2 Plot of level 1 quality information per product \(world map\): DESCENDING](#)

[5. Ozone profiles based on quality statistics and other trace gas profiles](#)

[5.1 Ozone statistics based on quality of products](#)

[5.2 Plot ozone profiles for all STD \(dark without errors\)](#)

[5.3 Plot ozone profiles where STD < 20% \(dark without errors\)](#)

[5.4. Plot ozone profiles where STD < 10% \(dark without errors\)](#)

[5.5. Plot ozone profiles where STD < 5% \(dark without errors\)](#)

[5.6 Plot NO2 profiles for all STD \(dark without errors\)](#)

[5.7 Plot NO3 profiles for all STD \(dark without errors\)](#)

[5.8 Plot H2O profiles \(only for occultations of stars 1,2,3,4,13,14,16,26,63 dark without errors\) for all STD](#)

[6. Auxiliary Data Files used for the production reported in section 2](#)

This report presents the daily analysis on parameters extracted from GOMOS level 2 data (GOM_NL__2P). It is intended to monitor some important parameters that will impact the quality of these products. A list of level 2 products (and content) that have arrived during the reporting day to the PCF is also given.

Item	Value
Time of report generation	26APR2013 18:10:08
Data source version	GOMOS/6.01
Start time of products	11-03-2010 (11MAR2010 00:00:00)
Stop time of products	12-03-2010 (12MAR2010 00:00:00)
Store outputs in DB	Yes
Nb of level 2 prods	270
Nb of prods with errors	0

2. Summary of processed GOM_NL__2P products.

Nr	Filename	UTC Start time	Limb	Duration	Star Id	Star Name	Star Mag	Star Temp	Nb Meas	Orbit	Prod. error
1	GOM_NL__2PRFIN20100311_000240_000000422087_00331_41968_8747.N1	11-MAR-2010 00:02:40	Bright	42.000	174	52Psi UMa	3.0040	4400.0	84	41968	No
2	GOM_NL__2PRFIN20100311_000544_000000572087_00331_41968_8748.N1	11-MAR-2010 00:05:44	Bright	57.000	82	48Bet UMa	2.3650	10600.	114	41968	No
3	GOM_NL__2PRFIN20100311_000711_000000422087_00331_41968_8749.N1	11-MAR-2010 00:07:11	Bright	41.500	36	50Alp UMa	1.8000	6300.0	83	41968	No
4	GOM_NL__2PRFIN20100311_000921_000000502087_00331_41968_8750.N1	11-MAR-2010 00:09:21	Bright	49.500	32	77Eps UMa	1.7630	11000.	99	41968	No
5	GOM_NL__2PRFIN20100311_001422_000000382087_00331_41968_8751.N1	11-MAR-2010 00:14:22	Bright	37.500	60	7Bet UMi	2.0810	3950.0	75	41968	No
6	GOM_NL__2PRFIN20100311_001843_000000482087_00331_41968_8752.N1	11-MAR-2010 00:18:43	Bright	48.000	119	14Eta Dra	2.7270	4700.0	96	41968	No
7	GOM_NL__2PRFIN20100311_002716_000000392087_00331_41968_8753.N1	11-MAR-2010 00:27:16	Bright	39.000	144	18Del Cyg	2.8600	11000.	78	41968	No
8	GOM_NL__2PRFIN20100311_002836_000000362087_00331_41968_8754.N1	11-MAR-2010 00:28:36	Bright	36.000	66	37Gam Cyg	2.2080	5900.0	72	41968	No
9	GOM_NL__2PRFIN20100311_003750_000000482087_00331_41968_8755.N1	11-MAR-2010 00:37:50	Twilight	48.000	168	17Zet Aql	2.9860	11000.	96	41968	No
10	GOM_NL__2PRFIN20100311_004801_000000432087_00331_41968_8756.N1	11-MAR-2010 00:48:01	Dark	43.000	155	41Pi Sgr	2.9000	6600.0	86	41968	No
11	GOM_NL__2PRFIN20100311_004958_000000442087_00331_41968_8757.N1	11-MAR-2010 00:49:58	Dark	43.500	57	34Sig Sgr	2.0660	26000.	87	41968	No
12	GOM_NL__2PRFIN20100311_005319_000000472087_00331_41968_8758.N1	11-MAR-2010 00:53:19	Dark	47.000	38	20Eps Sgr	1.8360	11000.	94	41968	No
13	GOM_NL__2PRFIN20100311_005641_000000512087_00331_41968_8759.N1	11-MAR-2010 00:56:41	Dark	50.500	25	35Lam Sco	1.6200	28000.	101	41968	No
14	GOM_NL__2PRFIN20100311_010327_000000392087_00332_41969_8744.N1	11-MAR-2010 01:03:27	Dark	39.000	134	Bet TrA	2.8100	6600.0	78	41969	No
15	GOM_NL__2PRFIN20100311_010610_000000502087_00332_41969_8745.N1	11-MAR-2010 01:06:10	Dark	49.500	4	Alp1Cen	-0.010000	5800.0	99	41969	No
16	GOM_NL__2PRFIN20100311_010726_000000452087_00332_41969_8746.N1	11-MAR-2010 01:07:26	Dark	44.500	10	Bet Cen	0.61000	28000.	89	41969	No
17	GOM_NL__2PRFIN20100311_011047_000000462087_00332_41969_8747.N1	11-MAR-2010 01:10:47	Dark	46.000	26	Gam Cru	1.6240	2900.0	92	41969	No
18	GOM_NL__2PRFIN20100311_011226_000000462087_00332_41969_8748.N1	11-MAR-2010 01:12:26	Straylight	45.500	64	Gam Cen	2.2000	10600.	91	41969	No
19	GOM_NL__2PRFIN20100311_011426_000000532087_00332_41969_8749.N1	11-MAR-2010 01:14:26	Straylight	52.500	123	lot Cen	2.7500	10200.	105	41969	No
20	GOM_NL__2PRFIN20100311_012122_000000552087_00332_41969_8750.N1	11-MAR-2010 01:21:22	Straylight	55.000	171	2Eps Crv	3.0010	4250.0	110	41969	No
21	GOM_NL__2PRFIN20100311_012311_000000252087_00332_41969_8751.N1	11-MAR-2010 01:23:11	Straylight	25.000	100	4Gam Crv	2.5800	13100.	50	41969	No
22	GOM_NL__2PRFIN20100311_013244_000000412087_00332_41969_8752.N1	11-MAR-2010 01:32:44	Bright	40.500	22	32Alp Leo	1.3600	15200.	81	41969	No
23	GOM_NL__2PRFIN20100311_013506_000000422087_00332_41969_8753.N1	11-MAR-2010 01:35:06	Bright	41.500	51	41Gam1Leo	2.0100	4500.0	83	41969	No
24	GOM_NL__2PRFIN20100311_014315_000000412087_00332_41969_8754.N1	11-MAR-2010 01:43:15	Bright	41.000	174	52Psi UMa	3.0040	4400.0	82	41969	No
25	GOM_NL__2PRFIN20100311_014619_000000392087_00332_41969_8755.N1	11-MAR-2010 01:46:19	Bright	39.000	82	48Bet UMa	2.3650	10600.	78	41969	No
26	GOM_NL__2PRFIN20100311_014746_000000412087_00332_41969_8756.N1	11-MAR-2010 01:47:46	Bright	40.500	36	50Alp UMa	1.8000	6300.0	81	41969	No
27	GOM_NL__2PRFIN20100311_014956_000000492087_00332_41969_8757.N1	11-MAR-2010 01:49:56	Bright	48.500	32	77Eps UMa	1.7630	11000.	97	41969	No
28	GOM_NL__2PRFIN20100311_015457_000000382087_00332_41969_8758.N1	11-MAR-2010 01:54:57	Bright	37.500	60	7Bet UMi	2.0810	3950.0	75	41969	No
29	GOM_NL__2PRFIN20100311_015919_000000492087_00332_41969_8759.N1	11-MAR-2010 01:59:19	Bright	49.000	119	14Eta Dra	2.7270	4700.0	98	41969	No
30	GOM_NL__2PRFIN20100311_020752_000000362087_00332_41969_8760.N1	11-MAR-2010 02:07:52	Bright	36.000	144	18Del Cyg	2.8600	11000.	72	41969	No
31	GOM_NL__2PRFIN20100311_020913_000000362087_00332_41969_8761.N1	11-MAR-2010 02:09:13	Bright	35.500	66	37Gam Cyg	2.2080	5900.0	71	41969	No
32	GOM_NL__2PRFIN20100311_021826_000000502087_00332_41969_8762.N1	11-MAR-2010 02:18:26	Twilight	49.500	168	17Zet Aql	2.9860	11000.	99	41969	No
33	GOM_NL__2PRFIN20100311_023035_000000472087_00332_41969_8763.N1	11-MAR-2010 02:30:35	Dark	46.500	57	34Sig Sgr	2.0660	26000.	93	41969	No
34	GOM_NL__2PRFIN20100311_023356_000000502087_00332_41969_8764.N1	11-MAR-2010 02:33:56	Dark	49.500	38	20Eps Sgr	1.8360	11000.	99	41969	No
35	GOM_NL__2PRFIN20100311_023719_000000492087_00332_41969_8765.N1	11-MAR-2010 02:37:19	Dark	49.000	25	35Lam Sco	1.6200	28000.	98	41969	No
36	GOM_NL__2PRFIN20100311_023912_000000422087_00333_41970_8752.N1	11-MAR-2010 02:39:12	Dark	42.000	147	Alp Ara	2.8770	26000.	84	41970	No
37	GOM_NL__2PRFIN20100311_024404_000000402087_00333_41970_8753.N1	11-MAR-2010 02:44:04	Dark	40.000	134	Bet TrA	2.8100	6600.0	80	41970	No
38	GOM_NL__2PRFIN20100311_024646_000000442087_00333_41970_8754.N1	11-MAR-2010 02:46:46	Dark	44.000	4	Alp1Cen	-0.010000	5800.0	88	41970	No
39	GOM_NL__2PRFIN20100311_024802_000000532087_00333_41970_8755.N1	11-MAR-2010 02:48:02	Dark	52.500	10	Bet Cen	0.61000	28000.	105	41970	No
40	GOM_NL__2PRFIN20100311_025124_000000542087_00333_41970_8756.N1	11-MAR-2010 02:51:24	Dark	53.500	26	Gam Cru	1.6240	2900.0	107	41970	No
41	GOM_NL__2PRFIN20100311_025303_000000432087_00333_41970_8757.N1	11-MAR-2010 02:53:03	Straylight	42.500	64	Gam Cen	2.2000	10600.	85	41970	No
42	GOM_NL__2PRFIN20100311_025502_000000532087_00333_41970_8758.N1	11-MAR-2010 02:55:02	Straylight	52.500	123	lot Cen	2.7500	10200.	105	41970	No

43	GOM_NL__2PRFIN20100311_030158_000000512087_00333_41970_8759.N1	11-MAR-2010 03:01:58	Straylight	50.500	171	2Eps Crv	3.0010	4250.0	101	41970	No
44	GOM_NL__2PRFIN20100311_030347_000000302087_00333_41970_8760.N1	11-MAR-2010 03:03:47	Straylight	30.000	100	4Gam Crv	2.5800	13100.	60	41970	No
45	GOM_NL__2PRFIN20100311_031320_000000402087_00333_41970_8761.N1	11-MAR-2010 03:13:20	Bright	40.000	22	32Alp Leo	1.3600	15200.	80	41970	No
46	GOM_NL__2PRFIN20100311_031542_000000412087_00333_41970_8762.N1	11-MAR-2010 03:15:42	Bright	41.000	51	41Gam1Leo	2.0100	4500.0	82	41970	No
47	GOM_NL__2PRFIN20100311_032350_000000422087_00333_41970_8763.N1	11-MAR-2010 03:23:50	Bright	41.500	174	52Psi UMa	3.0040	4400.0	83	41970	No
48	GOM_NL__2PRFIN20100311_032655_000000412087_00333_41970_8764.N1	11-MAR-2010 03:26:55	Bright	40.500	82	48Bet UMa	2.3650	10600.	81	41970	No
49	GOM_NL__2PRFIN20100311_032822_000000402087_00333_41970_8765.N1	11-MAR-2010 03:28:22	Bright	39.500	36	50Alp UMa	1.8000	6300.0	79	41970	No
50	GOM_NL__2PRFIN20100311_033031_000000472087_00333_41970_8766.N1	11-MAR-2010 03:30:31	Bright	47.000	32	77Eps UMa	1.7630	11000.	94	41970	No
51	GOM_NL__2PRFIN20100311_033533_000000412087_00333_41970_8767.N1	11-MAR-2010 03:35:33	Bright	40.500	60	7Bet UMi	2.0810	3950.0	81	41970	No
52	GOM_NL__2PRFIN20100311_033954_000000482087_00333_41970_8768.N1	11-MAR-2010 03:39:54	Bright	47.500	119	14Eta Dra	2.7270	4700.0	95	41970	No
53	GOM_NL__2PRFIN20100311_034828_000000562087_00333_41970_8769.N1	11-MAR-2010 03:48:28	Bright	56.000	144	18Del Cyg	2.8600	11000.	112	41970	No
54	GOM_NL__2PRFIN20100311_034948_000000382087_00333_41970_8770.N1	11-MAR-2010 03:49:48	Bright	37.500	66	37Gam Cyg	2.2080	5900.0	75	41970	No
55	GOM_NL__2PRFIN20100311_035903_000000492087_00333_41970_8771.N1	11-MAR-2010 03:59:03	Tw_i_and_stray	48.500	168	17Zet Aql	2.9860	11000.	97	41970	No
56	GOM_NL__2PRFIN20100311_040914_000000452087_00333_41970_8772.N1	11-MAR-2010 04:09:14	Dark	44.500	155	41Pi Sgr	2.9000	6600.0	89	41970	No
57	GOM_NL__2PRFIN20100311_041112_000000462087_00333_41970_8773.N1	11-MAR-2010 04:11:12	Dark	46.000	57	34Sig Sgr	2.0660	26000.	92	41970	No
58	GOM_NL__2PRFIN20100311_041433_000000542087_00333_41970_8774.N1	11-MAR-2010 04:14:33	Dark	54.000	38	20Eps Sgr	1.8360	11000.	108	41970	No
59	GOM_NL__2PRFIN20100311_041755_000000512087_00333_41970_8775.N1	11-MAR-2010 04:17:55	Dark	50.500	25	35Lam Sco	1.6200	28000.	101	41970	No
60	GOM_NL__2PRFIN20100311_041949_000000422087_00334_41971_8760.N1	11-MAR-2010 04:19:49	Dark	41.500	147	Alp Ara	2.8770	26000.	83	41971	No
61	GOM_NL__2PRFIN20100311_042441_000000412087_00334_41971_8761.N1	11-MAR-2010 04:24:41	Dark	40.500	134	Bet TrA	2.8100	6600.0	81	41971	No
62	GOM_NL__2PRFIN20100311_042723_000000432087_00334_41971_8762.N1	11-MAR-2010 04:27:23	Dark	43.000	4	Alp1Cen	-0.010000	5800.0	86	41971	No
63	GOM_NL__2PRFIN20100311_042839_000000432087_00334_41971_8763.N1	11-MAR-2010 04:28:39	Dark	42.500	10	Bet Cen	0.61000	28000.	85	41971	No
64	GOM_NL__2PRFIN20100311_043201_000000422087_00334_41971_8764.N1	11-MAR-2010 04:32:01	Dark	41.500	26	Gam Cru	1.6240	2900.0	83	41971	No
65	GOM_NL__2PRFIN20100311_043339_000000462087_00334_41971_8765.N1	11-MAR-2010 04:33:39	Straylight	45.500	64	Gam Cen	2.2000	10600.	91	41971	No
66	GOM_NL__2PRFIN20100311_043539_000000522087_00334_41971_8766.N1	11-MAR-2010 04:35:39	Straylight	52.000	123	lot Cen	2.7500	10200.	104	41971	No
67	GOM_NL__2PRFIN20100311_044235_000000542087_00334_41971_8767.N1	11-MAR-2010 04:42:35	Straylight	53.500	171	2Eps Crv	3.0010	4250.0	107	41971	No
68	GOM_NL__2PRFIN20100311_044424_000000302087_00334_41971_8768.N1	11-MAR-2010 04:44:24	Straylight	30.000	100	4Gam Crv	2.5800	13100.	60	41971	No
69	GOM_NL__2PRFIN20100311_045356_000000412087_00334_41971_8769.N1	11-MAR-2010 04:53:56	Bright	41.000	22	32Alp Leo	1.3600	15200.	82	41971	No
70	GOM_NL__2PRFIN20100311_045618_000000412087_00334_41971_8770.N1	11-MAR-2010 04:56:18	Bright	40.500	51	41Gam1Leo	2.0100	4500.0	81	41971	No
71	GOM_NL__2PRFIN20100311_050426_000000432087_00334_41971_8771.N1	11-MAR-2010 05:04:26	Bright	42.500	174	52Psi UMa	3.0040	4400.0	85	41971	No
72	GOM_NL__2PRFIN20100311_050730_000000392087_00334_41971_8772.N1	11-MAR-2010 05:07:30	Bright	39.000	82	48Bet UMa	2.3650	10600.	78	41971	No
73	GOM_NL__2PRFIN20100311_050857_000000442087_00334_41971_8773.N1	11-MAR-2010 05:08:57	Bright	44.000	36	50Alp UMa	1.8000	6300.0	88	41971	No
74	GOM_NL__2PRFIN20100311_051106_000000482087_00334_41971_8774.N1	11-MAR-2010 05:11:06	Bright	48.000	32	77Eps UMa	1.7630	11000.	96	41971	No
75	GOM_NL__2PRFIN20100311_051608_000000432087_00334_41971_8775.N1	11-MAR-2010 05:16:08	Bright	43.000	60	7Bet UMi	2.0810	3950.0	86	41971	No
76	GOM_NL__2PRFIN20100311_052029_000000432087_00334_41971_8776.N1	11-MAR-2010 05:20:29	Bright	43.000	119	14Eta Dra	2.7270	4700.0	86	41971	No
77	GOM_NL__2PRFIN20100311_052904_000000372087_00334_41971_8777.N1	11-MAR-2010 05:29:04	Bright	36.500	144	18Del Cyg	2.8600	11000.	73	41971	No
78	GOM_NL__2PRFIN20100311_053024_000000352087_00334_41971_8778.N1	11-MAR-2010 05:30:24	Bright	34.500	66	37Gam Cyg	2.2080	5900.0	69	41971	No
79	GOM_NL__2PRFIN20100311_053939_000000472087_00334_41971_8779.N1	11-MAR-2010 05:39:39	Tw_i_and_stray	46.500	168	17Zet Aql	2.9860	11000.	93	41971	No
80	GOM_NL__2PRFIN20100311_054951_000000472087_00334_41971_8780.N1	11-MAR-2010 05:49:51	Dark	46.500	155	41Pi Sgr	2.9000	6600.0	93	41971	No
81	GOM_NL__2PRFIN20100311_055149_000000442087_00334_41971_8781.N1	11-MAR-2010 05:51:49	Dark	43.500	57	34Sig Sgr	2.0660	26000.	87	41971	No
82	GOM_NL__2PRFIN20100311_055510_000000502087_00334_41971_8782.N1	11-MAR-2010 05:55:10	Dark	49.500	38	20Eps Sgr	1.8360	11000.	99	41971	No
83	GOM_NL__2PRFIN20100311_055833_000000502087_00334_41971_8783.N1	11-MAR-2010 05:58:33	Dark	50.000	25	35Lam Sco	1.6200	28000.	100	41971	No
84	GOM_NL__2PRFIN20100311_060026_000000432087_00335_41972_8776.N1	11-MAR-2010 06:00:26	Dark	43.000	147	Alp Ara	2.8770	26000.	86	41972	No
85	GOM_NL__2PRFIN20100311_060517_000000412087_00335_41972_8777.N1	11-MAR-2010 06:05:17	Dark	41.000	134	Bet TrA	2.8100	6600.0	82	41972	No
86	GOM_NL__2PRFIN20100311_060759_000000442087_00335_41972_8778.N1	11-MAR-2010 06:07:59	Dark	43.500	4	Alp1Cen	-0.010000	5800.0	87	41972	No
87	GOM_NL__2PRFIN20100311_060915_000000452087_00335_41972_8779.N1	11-MAR-2010 06:09:15	Dark	44.500	10	Bet Cen	0.61000	28000.	89	41972	No
88	GOM_NL__2PRFIN20100311_061237_000000442087_00335_41972_8780.N1	11-MAR-2010 06:12:37	Dark	44.000	26	Gam Cru	1.6240	2900.0	88	41972	No
89	GOM_NL__2PRFIN20100311_061415_000000472087_00335_41972_8781.N1	11-MAR-2010 06:14:15	Straylight	47.000	64	Gam Cen	2.2000	10600.	94	41972	No
90	GOM_NL__2PRFIN20100311_061616_000000542087_00335_41972_8782.N1	11-MAR-2010 06:16:16	Straylight	53.500	123	lot Cen	2.7500	10200.	107	41972	No
91	GOM_NL__2PRFIN20100311_062311_000000522087_00335_41972_8783.N1	11-MAR-2010 06:23:11	Straylight	52.000	171	2Eps Crv	3.0010	4250.0	104	41972	No
92	GOM_NL__2PRFIN20100311_062500_000000362087_00335_41972_8784.N1	11-MAR-2010 06:25:00	Straylight	36.000	100	4Gam Crv	2.5800	13100.	72	41972	No
93	GOM_NL__2PRFIN20100311_063432_000000392087_00335_41972_8785.N1	11-MAR-2010 06:34:32	Bright	39.000	22	32Alp Leo	1.3600	15200.	78	41972	No
94	GOM_NL__2PRFIN20100311_063653_000000412087_00335_41972_8786.N1	11-MAR-2010 06:36:53	Bright	40.500	51	41Gam1Leo	2.0100	4500.0	81	41972	No
95	GOM_NL__2PRFIN20100311_064502_000000402087_00335_41972_8787.N1	11-MAR-2010 06:45:02	Bright	40.000	174	52Psi UMa	3.0040	4400.0	80	41972	No
96	GOM_NL__2PRFIN20100311_064806_000000532087_00335_41972_8788.N1	11-MAR-2010 06:48:06	Bright	52.500	82	48Bet UMa	2.3650	10600.	105	41972	No
97	GOM_NL__2PRFIN20100311_064934_000000402087_00335_41972_8789.N1	11-MAR-2010 06:49:34	Bright	40.000	36	50Alp UMa	1.8000	6300.0	80	41972	No
98	GOM_NL__2PRFIN20100311_065142_000000482087_00335_41972_8790.N1	11-MAR-2010 06:51:42	Bright	47.500	32	77Eps UMa	1.7630	11000.	95	41972	No
99	GOM_NL__2PRFIN20100311_065644_000000402087_00335_41972_8791.N1	11-MAR-2010 06:56:44	Bright	40.000	60	7Bet UMi	2.0810	3950.0	80	41972	No
100	GOM_NL__2PRFIN20100311_070105_000000492087_00335_41972_8792.N1	11-MAR-2010 07:01:05	Bright	49.000	119	14Eta Dra	2.7270	4700.0	98	41972	No
101	GOM_NL__2PRFIN20100311_070940_000000382087_00335_41972_8793.N1	11-MAR-2010 07:09:40	Bright	38.000	144	18Del Cyg	2.8600	11000.	76	41972	No

102	GOM_NL__2PRFIN20100311_071101_000000352087_00335_41972_8794.N1	11-MAR-2010 07:11:01	Bright	35.000	66	37Gam Cyg	2.2080	5900.0	70	41972	No
103	GOM_NL__2PRFIN20100311_072015_000000502087_00335_41972_8795.N1	11-MAR-2010 07:20:15	Tw_i_and_stray	49.500	168	17Zet Aql	2.9860	11000.	99	41972	No
104	GOM_NL__2PRFIN20100311_073028_000000452087_00335_41972_8796.N1	11-MAR-2010 07:30:28	Dark	44.500	155	41Pi Sgr	2.9000	6600.0	89	41972	No
105	GOM_NL__2PRFIN20100311_073225_000000452087_00335_41972_8797.N1	11-MAR-2010 07:32:25	Dark	44.500	57	34Sig Sgr	2.0660	26000.	89	41972	No
106	GOM_NL__2PRFIN20100311_073546_000000482087_00335_41972_8798.N1	11-MAR-2010 07:35:46	Dark	47.500	38	20Eps Sgr	1.8360	11000.	95	41972	No
107	GOM_NL__2PRFIN20100311_073910_000000502087_00335_41972_8799.N1	11-MAR-2010 07:39:10	Dark	50.000	25	35Lam Sco	1.6200	28000.	100	41972	No
108	GOM_NL__2PRFIN20100311_074103_000000432087_00336_41973_8783.N1	11-MAR-2010 07:41:03	Dark	42.500	147	Alp Ara	2.8770	26000.	85	41973	No
109	GOM_NL__2PRFIN20100311_074553_000000402087_00336_41973_8784.N1	11-MAR-2010 07:45:53	Dark	39.500	134	Bet TrA	2.8100	6600.0	79	41973	No
110	GOM_NL__2PRFIN20100311_074836_000000472087_00336_41973_8785.N1	11-MAR-2010 07:48:36	Dark	47.000	4	Alp1Cen	-0.010000	5800.0	94	41973	No
111	GOM_NL__2PRFIN20100311_074952_000000452087_00336_41973_8786.N1	11-MAR-2010 07:49:52	Dark	45.000	10	Bet Cen	0.61000	28000.	90	41973	No
112	GOM_NL__2PRFIN20100311_075315_000000522087_00336_41973_8787.N1	11-MAR-2010 07:53:15	Dark	52.000	26	Gam Cru	1.6240	2900.0	104	41973	No
113	GOM_NL__2PRFIN20100311_075452_000000432087_00336_41973_8788.N1	11-MAR-2010 07:54:52	Straylight	42.500	64	Gam Cen	2.2000	10600.	85	41973	No
114	GOM_NL__2PRFIN20100311_075652_000000542087_00336_41973_8789.N1	11-MAR-2010 07:56:52	Straylight	54.000	123	lot Cen	2.7500	10200.	108	41973	No
115	GOM_NL__2PRFIN20100311_080347_000000492087_00336_41973_8790.N1	11-MAR-2010 08:03:47	Straylight	49.000	171	2Eps Crv	3.0010	4250.0	98	41973	No
116	GOM_NL__2PRFIN20100311_080536_000000362087_00336_41973_8791.N1	11-MAR-2010 08:05:36	Straylight	36.000	100	4Gam Crv	2.5800	13100.	72	41973	No
117	GOM_NL__2PRFIN20100311_081508_000000412087_00336_41973_8792.N1	11-MAR-2010 08:15:08	Bright	40.500	22	32Alp Leo	1.3600	15200.	81	41973	No
118	GOM_NL__2PRFIN20100311_081729_000000552087_00336_41973_8793.N1	11-MAR-2010 08:17:29	Bright	55.000	51	41Gam1Leo	2.0100	4500.0	110	41973	No
119	GOM_NL__2PRFIN20100311_082537_000000432087_00336_41973_8794.N1	11-MAR-2010 08:25:37	Bright	43.000	174	52Psi UMa	3.0040	4400.0	86	41973	No
120	GOM_NL__2PRFIN20100311_082842_000000392087_00336_41973_8795.N1	11-MAR-2010 08:28:42	Bright	38.500	82	48Bet UMa	2.3650	10600.	77	41973	No
121	GOM_NL__2PRFIN20100311_083009_000000432087_00336_41973_8796.N1	11-MAR-2010 08:30:09	Bright	43.000	36	50Alp UMa	1.8000	6300.0	86	41973	No
122	GOM_NL__2PRFIN20100311_083217_000000472087_00336_41973_8797.N1	11-MAR-2010 08:32:17	Bright	47.000	32	77Eps UMa	1.7630	11000.	94	41973	No
123	GOM_NL__2PRFIN20100311_083720_000000422087_00336_41973_8798.N1	11-MAR-2010 08:37:20	Bright	42.000	60	7Bet UMi	2.0810	3950.0	84	41973	No
124	GOM_NL__2PRFIN20100311_084140_000000482087_00336_41973_8799.N1	11-MAR-2010 08:41:40	Bright	48.000	119	14Eta Dra	2.7270	4700.0	96	41973	No
125	GOM_NL__2PRFIN20100311_085016_000000382087_00336_41973_8800.N1	11-MAR-2010 08:50:16	Bright	37.500	144	18Del Cyg	2.8600	11000.	75	41973	No
126	GOM_NL__2PRFIN20100311_085137_000000372087_00336_41973_8801.N1	11-MAR-2010 08:51:37	Bright	36.500	66	37Gam Cyg	2.2080	5900.0	73	41973	No
127	GOM_NL__2PRFIN20100311_090052_000000502087_00336_41973_8802.N1	11-MAR-2010 09:00:52	Tw_i_and_stray	50.000	168	17Zet Aql	2.9860	11000.	100	41973	No
128	GOM_NL__2PRFIN20100311_091104_000000472087_00336_41973_8803.N1	11-MAR-2010 09:11:04	Dark	47.000	155	41Pi Sgr	2.9000	6600.0	94	41973	No
129	GOM_NL__2PRFIN20100311_091302_000000432087_00336_41973_8804.N1	11-MAR-2010 09:13:02	Dark	42.500	57	34Sig Sgr	2.0660	26000.	85	41973	No
130	GOM_NL__2PRFIN20100311_091623_000000512087_00336_41973_8805.N1	11-MAR-2010 09:16:23	Dark	51.000	38	20Eps Sgr	1.8360	11000.	102	41973	No
131	GOM_NL__2PRFIN20100311_091947_000000492087_00336_41973_8806.N1	11-MAR-2010 09:19:47	Dark	49.000	25	35Lam Sco	1.6200	28000.	98	41973	No
132	GOM_NL__2PRFIN20100311_092139_000000422087_00337_41974_8791.N1	11-MAR-2010 09:21:39	Dark	42.000	147	Alp Ara	2.8770	26000.	84	41974	No
133	GOM_NL__2PRFIN20100311_092630_000000392087_00337_41974_8792.N1	11-MAR-2010 09:26:30	Dark	38.500	134	Bet TrA	2.8100	6600.0	77	41974	No
134	GOM_NL__2PRFIN20100311_092913_000000572087_00337_41974_8793.N1	11-MAR-2010 09:29:13	Dark	57.000	4	Alp1Cen	-0.010000	5800.0	114	41974	No
135	GOM_NL__2PRFIN20100311_093028_000000492087_00337_41974_8794.N1	11-MAR-2010 09:30:28	Dark	49.000	10	Bet Cen	0.61000	28000.	98	41974	No
136	GOM_NL__2PRFIN20100311_093228_000000452087_00337_41974_8795.N1	11-MAR-2010 09:32:28	Dark	44.500	77	Eps Cen	2.3030	28000.	89	41974	No
137	GOM_NL__2PRFIN20100311_093528_000000412087_00337_41974_8796.N1	11-MAR-2010 09:35:28	Straylight	41.000	64	Gam Cen	2.2000	10600.	82	41974	No
138	GOM_NL__2PRFIN20100311_093729_000000492087_00337_41974_8797.N1	11-MAR-2010 09:37:29	Straylight	49.000	123	lot Cen	2.7500	10200.	98	41974	No
139	GOM_NL__2PRFIN20100311_094341_000000292087_00337_41974_8798.N1	11-MAR-2010 09:43:41	Straylight	29.000	106	9Bet Crv	2.6480	5600.0	58	41974	No
140	GOM_NL__2PRFIN20100311_094612_000000422087_00337_41974_8799.N1	11-MAR-2010 09:46:12	Straylight	41.500	100	4Gam Crv	2.5800	13100.	83	41974	No
141	GOM_NL__2PRFIN20100311_095544_000000532087_00337_41974_8800.N1	11-MAR-2010 09:55:44	Bright	53.000	22	32Alp Leo	1.3600	15200.	106	41974	No
142	GOM_NL__2PRFIN20100311_095805_000000412087_00337_41974_8801.N1	11-MAR-2010 09:58:05	Bright	40.500	51	41Gam1Leo	2.0100	4500.0	81	41974	No
143	GOM_NL__2PRFIN20100311_100613_000000422087_00337_41974_8802.N1	11-MAR-2010 10:06:13	Bright	41.500	174	52Psi UMa	3.0040	4400.0	83	41974	No
144	GOM_NL__2PRFIN20100311_100917_000000392087_00337_41974_8803.N1	11-MAR-2010 10:09:17	Bright	39.000	82	48Bet UMa	2.3650	10600.	78	41974	No
145	GOM_NL__2PRFIN20100311_101045_000000422087_00337_41974_8804.N1	11-MAR-2010 10:10:45	Bright	41.500	36	50Alp UMa	1.8000	6300.0	83	41974	No
146	GOM_NL__2PRFIN20100311_101252_000000472087_00337_41974_8805.N1	11-MAR-2010 10:12:52	Bright	46.500	32	77Eps UMa	1.7630	11000.	93	41974	No
147	GOM_NL__2PRFIN20100311_101755_000000412087_00337_41974_8806.N1	11-MAR-2010 10:17:55	Bright	41.000	60	7Bet UMi	2.0810	3950.0	82	41974	No
148	GOM_NL__2PRFIN20100311_102215_000000492087_00337_41974_8807.N1	11-MAR-2010 10:22:15	Bright	48.500	119	14Eta Dra	2.7270	4700.0	97	41974	No
149	GOM_NL__2PRFIN20100311_103051_000000422087_00337_41974_8808.N1	11-MAR-2010 10:30:51	Bright	41.500	144	18Del Cyg	2.8600	11000.	83	41974	No
150	GOM_NL__2PRFIN20100311_103212_000000362087_00337_41974_8809.N1	11-MAR-2010 10:32:12	Bright	36.000	66	37Gam Cyg	2.2080	5900.0	72	41974	No
151	GOM_NL__2PRFIN20100311_104128_000000492087_00337_41974_8810.N1	11-MAR-2010 10:41:28	Tw_i_and_stray	49.000	168	17Zet Aql	2.9860	11000.	98	41974	No
152	GOM_NL__2PRFIN20100311_105141_000000442087_00337_41974_8811.N1	11-MAR-2010 10:51:41	Dark	43.500	155	41Pi Sgr	2.9000	6600.0	87	41974	No
153	GOM_NL__2PRFIN20100311_105339_000000442087_00337_41974_8812.N1	11-MAR-2010 10:53:39	Dark	43.500	57	34Sig Sgr	2.0660	26000.	87	41974	No
154	GOM_NL__2PRFIN20100311_105700_000000532087_00337_41974_8813.N1	11-MAR-2010 10:57:00	Dark	52.500	38	20Eps Sgr	1.8360	11000.	105	41974	No
155	GOM_NL__2PRFIN20100311_110023_000000572087_00337_41974_8814.N1	11-MAR-2010 11:00:23	Dark	56.500	25	35Lam Sco	1.6200	28000.	113	41974	No
156	GOM_NL__2PRFIN20100311_110216_000000412087_00338_41975_8822.N1	11-MAR-2010 11:02:16	Dark	41.000	147	Alp Ara	2.8770	26000.	82	41975	No
157	GOM_NL__2PRFIN20100311_110707_000000402087_00338_41975_8823.N1	11-MAR-2010 11:07:07	Dark	39.500	134	Bet TrA	2.8100	6600.0	79	41975	No
158	GOM_NL__2PRFIN20100311_110949_000000572087_00338_41975_8824.N1	11-MAR-2010 11:09:49	Dark	57.000	4	Alp1Cen	-0.010000	5800.0	114	41975	No
159	GOM_NL__2PRFIN20100311_111105_000000512087_00338_41975_8825.N1	11-MAR-2010 11:11:05	Dark	50.500	10	Bet Cen	0.61000	28000.	101	41975	No
160	GOM_NL__2PRFIN20100311_111305_000000432087_00338_41975_8826.N1	11-MAR-2010 11:13:05	Dark	42.500	77	Eps Cen	2.3030	28000.	85	41975	No

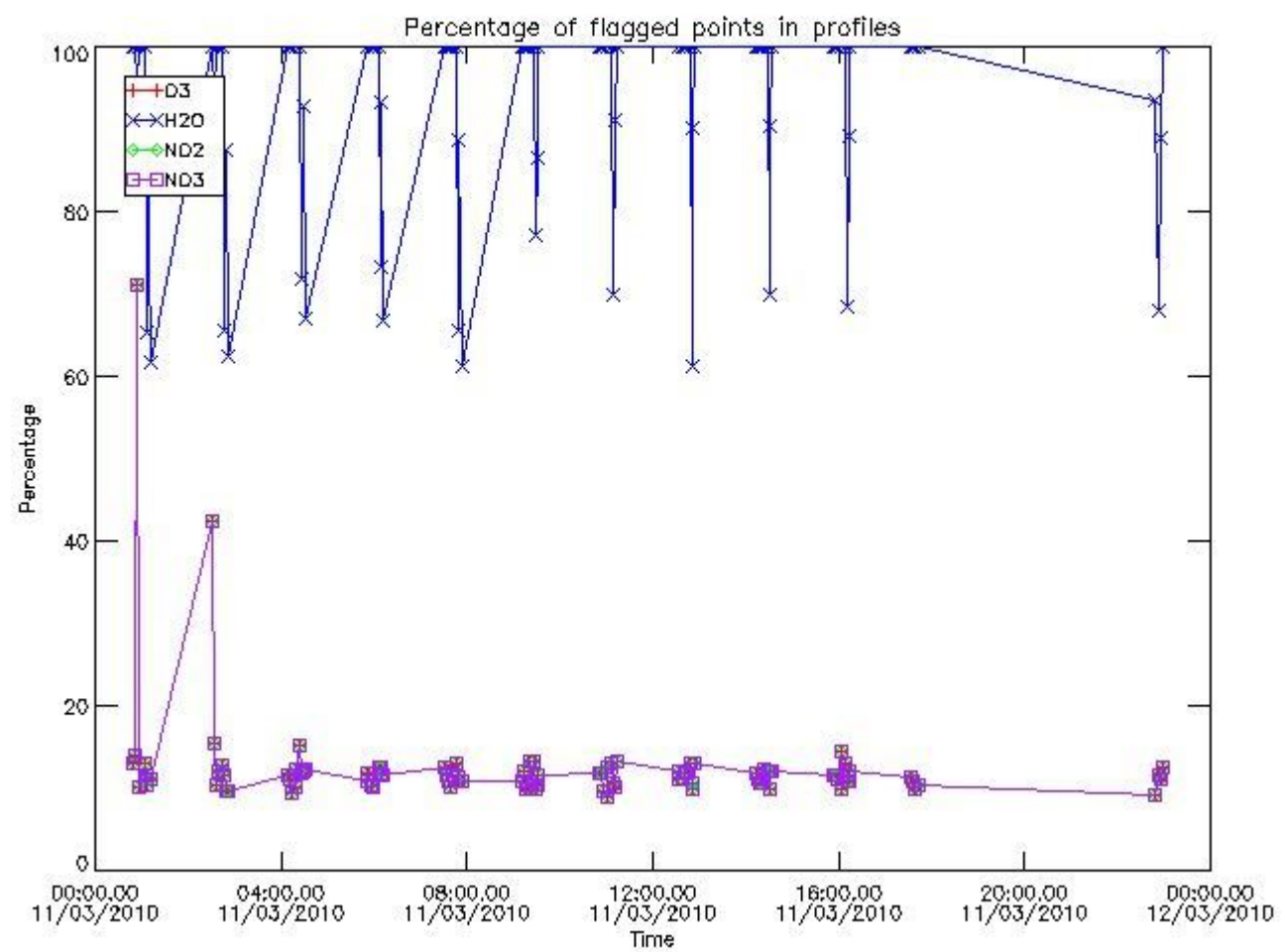
161	GOM_NL__2PRFIN20100311_111605_000000412087_00338_41975_8827.N1	11-MAR-2010 11:16:05	Straylight	40.500	64	Gam Cen	2.2000	10600.	81	41975	No
162	GOM_NL__2PRFIN20100311_111805_000000492087_00338_41975_8828.N1	11-MAR-2010 11:18:05	Straylight	49.000	123	lot Cen	2.7500	10200.	98	41975	No
163	GOM_NL__2PRFIN20100311_112418_000000292087_00338_41975_8829.N1	11-MAR-2010 11:24:18	Straylight	29.000	106	9Bet Crv	2.6480	5600.0	58	41975	No
164	GOM_NL__2PRFIN20100311_112648_000000422087_00338_41975_8830.N1	11-MAR-2010 11:26:48	Straylight	42.000	100	4Gam Crv	2.5800	13100.	84	41975	No
165	GOM_NL__2PRFIN20100311_113620_000000402087_00338_41975_8831.N1	11-MAR-2010 11:36:20	Bright	40.000	22	32Alp Leo	1.3600	15200.	80	41975	No
166	GOM_NL__2PRFIN20100311_113841_000000402087_00338_41975_8832.N1	11-MAR-2010 11:38:41	Bright	40.000	51	41Gam1Leo	2.0100	4500.0	80	41975	No
167	GOM_NL__2PRFIN20100311_114648_000000432087_00338_41975_8833.N1	11-MAR-2010 11:46:48	Bright	42.500	174	52Psi UMa	3.0040	4400.0	85	41975	No
168	GOM_NL__2PRFIN20100311_114953_000000392087_00338_41975_8834.N1	11-MAR-2010 11:49:53	Bright	38.500	82	48Bet UMa	2.3650	10600.	77	41975	No
169	GOM_NL__2PRFIN20100311_115120_000000392087_00338_41975_8835.N1	11-MAR-2010 11:51:20	Bright	39.000	36	50Alp UMa	1.8000	6300.0	78	41975	No
170	GOM_NL__2PRFIN20100311_115327_000000472087_00338_41975_8836.N1	11-MAR-2010 11:53:27	Bright	47.000	32	77Eps UMa	1.7630	11000.	94	41975	No
171	GOM_NL__2PRFIN20100311_115830_000000432087_00338_41975_8837.N1	11-MAR-2010 11:58:30	Bright	43.000	60	7Bet UMi	2.0810	3950.0	86	41975	No
172	GOM_NL__2PRFIN20100311_120251_000000502087_00338_41975_8838.N1	11-MAR-2010 12:02:51	Bright	49.500	119	14Eta Dra	2.7270	4700.0	99	41975	No
173	GOM_NL__2PRFIN20100311_121128_000000382087_00338_41975_8839.N1	11-MAR-2010 12:11:28	Bright	37.500	144	18Del Cyg	2.8600	11000.	75	41975	No
174	GOM_NL__2PRFIN20100311_121249_000000462087_00338_41975_8840.N1	11-MAR-2010 12:12:49	Bright	45.500	66	37Gam Cyg	2.2080	5900.0	91	41975	No
175	GOM_NL__2PRFIN20100311_122205_000000502087_00338_41975_8841.N1	11-MAR-2010 12:22:05	Tw_i_and_stray	49.500	168	17Zet Aql	2.9860	11000.	99	41975	No
176	GOM_NL__2PRFIN20100311_123217_000000472087_00338_41975_8842.N1	11-MAR-2010 12:32:17	Dark	46.500	155	41Pi Sgr	2.9000	6600.0	93	41975	No
177	GOM_NL__2PRFIN20100311_123415_000000462087_00338_41975_8843.N1	11-MAR-2010 12:34:15	Dark	45.500	57	34Sig Sgr	2.0660	26000.	91	41975	No
178	GOM_NL__2PRFIN20100311_123737_000000512087_00338_41975_8844.N1	11-MAR-2010 12:37:37	Dark	50.500	38	20Eps Sgr	1.8360	11000.	101	41975	No
179	GOM_NL__2PRFIN20100311_124100_000000512087_00338_41975_8845.N1	11-MAR-2010 12:41:00	Dark	51.000	25	35Lam Sco	1.6200	28000.	102	41975	No
180	GOM_NL__2PRFIN20100311_124253_000000432087_00339_41976_8834.N1	11-MAR-2010 12:42:53	Dark	43.000	147	Alp Ara	2.8770	26000.	86	41976	No
181	GOM_NL__2PRFIN20100311_124743_000000392087_00339_41976_8835.N1	11-MAR-2010 12:47:43	Dark	39.000	134	Bet TrA	2.8100	6600.0	78	41976	No
182	GOM_NL__2PRFIN20100311_125025_000000482087_00339_41976_8836.N1	11-MAR-2010 12:50:25	Dark	48.000	4	Alp1Cen	-0.010000	5800.0	96	41976	No
183	GOM_NL__2PRFIN20100311_125141_000000522087_00339_41976_8837.N1	11-MAR-2010 12:51:41	Dark	51.500	10	Bet Cen	0.61000	28000.	103	41976	No
184	GOM_NL__2PRFIN20100311_125341_000000432087_00339_41976_8838.N1	11-MAR-2010 12:53:41	Dark	43.000	77	Eps Cen	2.3030	28000.	86	41976	No
185	GOM_NL__2PRFIN20100311_125641_000000422087_00339_41976_8839.N1	11-MAR-2010 12:56:41	Straylight	41.500	64	Gam Cen	2.2000	10600.	83	41976	No
186	GOM_NL__2PRFIN20100311_125842_000000502087_00339_41976_8840.N1	11-MAR-2010 12:58:42	Straylight	50.000	123	lot Cen	2.7500	10200.	100	41976	No
187	GOM_NL__2PRFIN20100311_130454_000000342087_00339_41976_8841.N1	11-MAR-2010 13:04:54	Straylight	34.000	106	9Bet Crv	2.6480	5600.0	68	41976	No
188	GOM_NL__2PRFIN20100311_130724_000000472087_00339_41976_8842.N1	11-MAR-2010 13:07:24	Straylight	47.000	100	4Gam Crv	2.5800	13100.	94	41976	No
189	GOM_NL__2PRFIN20100311_131656_000000402087_00339_41976_8843.N1	11-MAR-2010 13:16:56	Bright	39.500	22	32Alp Leo	1.3600	15200.	79	41976	No
190	GOM_NL__2PRFIN20100311_131916_000000422087_00339_41976_8844.N1	11-MAR-2010 13:19:16	Bright	41.500	51	41Gam1Leo	2.0100	4500.0	83	41976	No
191	GOM_NL__2PRFIN20100311_132723_000000422087_00339_41976_8845.N1	11-MAR-2010 13:27:23	Bright	41.500	174	52Psi UMa	3.0040	4400.0	83	41976	No
192	GOM_NL__2PRFIN20100311_133028_000000372087_00339_41976_8846.N1	11-MAR-2010 13:30:28	Bright	37.000	82	48Bet UMa	2.3650	10600.	74	41976	No
193	GOM_NL__2PRFIN20100311_133156_000000402087_00339_41976_8847.N1	11-MAR-2010 13:31:56	Bright	40.000	36	50Alp UMa	1.8000	6300.0	80	41976	No
194	GOM_NL__2PRFIN20100311_133403_000000482087_00339_41976_8848.N1	11-MAR-2010 13:34:03	Bright	47.500	32	77Eps UMa	1.7630	11000.	95	41976	No
195	GOM_NL__2PRFIN20100311_133906_000000372087_00339_41976_8849.N1	11-MAR-2010 13:39:06	Bright	37.000	60	7Bet UMi	2.0810	3950.0	74	41976	No
196	GOM_NL__2PRFIN20100311_134326_000000482087_00339_41976_8850.N1	11-MAR-2010 13:43:26	Bright	48.000	119	14Eta Dra	2.7270	4700.0	96	41976	No
197	GOM_NL__2PRFIN20100311_135203_000000402087_00339_41976_8851.N1	11-MAR-2010 13:52:03	Bright	40.000	144	18Del Cyg	2.8600	11000.	80	41976	No
198	GOM_NL__2PRFIN20100311_135325_000000362087_00339_41976_8852.N1	11-MAR-2010 13:53:25	Bright	36.000	66	37Gam Cyg	2.2080	5900.0	72	41976	No
199	GOM_NL__2PRFIN20100311_140307_000000572087_00339_41976_8853.N1	11-MAR-2010 14:03:07	Bright	57.000	11	53Alp Aql	0.76500	8000.0	114	41976	No
200	GOM_NL__2PRFIN20100311_141254_000000432087_00339_41976_8854.N1	11-MAR-2010 14:12:54	Dark	43.000	155	41Pi Sgr	2.9000	6600.0	86	41976	No
201	GOM_NL__2PRFIN20100311_141452_000000462087_00339_41976_8855.N1	11-MAR-2010 14:14:52	Dark	46.000	57	34Sig Sgr	2.0660	26000.	92	41976	No
202	GOM_NL__2PRFIN20100311_141813_000000492087_00339_41976_8856.N1	11-MAR-2010 14:18:13	Dark	48.500	38	20Eps Sgr	1.8360	11000.	97	41976	No
203	GOM_NL__2PRFIN20100311_142137_000000492087_00339_41976_8857.N1	11-MAR-2010 14:21:37	Dark	48.500	25	35Lam Sco	1.6200	28000.	97	41976	No
204	GOM_NL__2PRFIN20100311_142329_000000422087_00340_41977_8842.N1	11-MAR-2010 14:23:29	Dark	41.500	147	Alp Ara	2.8770	26000.	83	41977	No
205	GOM_NL__2PRFIN20100311_142819_000000432087_00340_41977_8843.N1	11-MAR-2010 14:28:19	Dark	42.500	134	Bet TrA	2.8100	6600.0	85	41977	No
206	GOM_NL__2PRFIN20100311_143102_000000572087_00340_41977_8844.N1	11-MAR-2010 14:31:02	Dark	57.000	4	Alp1Cen	-0.010000	5800.0	114	41977	No
207	GOM_NL__2PRFIN20100311_143218_000000422087_00340_41977_8845.N1	11-MAR-2010 14:32:18	Dark	42.000	10	Bet Cen	0.61000	28000.	84	41977	No
208	GOM_NL__2PRFIN20100311_143418_000000432087_00340_41977_8846.N1	11-MAR-2010 14:34:18	Dark	42.500	77	Eps Cen	2.3030	28000.	85	41977	No
209	GOM_NL__2PRFIN20100311_143717_000000442087_00340_41977_8847.N1	11-MAR-2010 14:37:17	Straylight	44.000	64	Gam Cen	2.2000	10600.	88	41977	No
210	GOM_NL__2PRFIN20100311_143919_000000522087_00340_41977_8848.N1	11-MAR-2010 14:39:19	Straylight	51.500	123	lot Cen	2.7500	10200.	103	41977	No
211	GOM_NL__2PRFIN20100311_144530_000000342087_00340_41977_8849.N1	11-MAR-2010 14:45:30	Straylight	34.000	106	9Bet Crv	2.6480	5600.0	68	41977	No
212	GOM_NL__2PRFIN20100311_144800_000000472087_00340_41977_8850.N1	11-MAR-2010 14:48:00	Straylight	47.000	100	4Gam Crv	2.5800	13100.	94	41977	No
213	GOM_NL__2PRFIN20100311_145732_000000402087_00340_41977_8851.N1	11-MAR-2010 14:57:32	Bright	39.500	22	32Alp Leo	1.3600	15200.	79	41977	No
214	GOM_NL__2PRFIN20100311_145952_000000402087_00340_41977_8852.N1	11-MAR-2010 14:59:52	Bright	39.500	51	41Gam1Leo	2.0100	4500.0	79	41977	No
215	GOM_NL__2PRFIN20100311_150759_000000392087_00340_41977_8853.N1	11-MAR-2010 15:07:59	Bright	39.000	174	52Psi UMa	3.0040	4400.0	78	41977	No
216	GOM_NL__2PRFIN20100311_151104_000000372087_00340_41977_8854.N1	11-MAR-2010 15:11:04	Bright	37.000	82	48Bet UMa	2.3650	10600.	74	41977	No
217	GOM_NL__2PRFIN20100311_151231_000000392087_00340_41977_8855.N1	11-MAR-2010 15:12:31	Bright	39.000	36	50Alp UMa	1.8000	6300.0	78	41977	No
218	GOM_NL__2PRFIN20100311_151437_000000482087_00340_41977_8856.N1	11-MAR-2010 15:14:37	Bright	47.500	32	77Eps UMa	1.7630	11000.	95	41977	No
219	GOM_NL__2PRFIN20100311_151942_000000402087_00340_41977_8857.N1	11-MAR-2010 15:19:42	Bright	40.000	60	7Bet UMi	2.0810	3950.0	80	41977	No

220	GOM_NL__2PRFIN20100311_152402_000000492087_00340_41977_8858.N1	11-MAR-2010 15:24:02	Bright	48.500	119	14Eta Dra	2.7270	4700.0	97	41977	No
221	GOM_NL__2PRFIN20100311_153239_000000372087_00340_41977_8859.N1	11-MAR-2010 15:32:39	Bright	37.000	144	18Del Cyg	2.8600	11000.	74	41977	No
222	GOM_NL__2PRFIN20100311_153401_000000342087_00340_41977_8860.N1	11-MAR-2010 15:34:01	Bright	34.000	66	37Gam Cyg	2.2080	5900.0	68	41977	No
223	GOM_NL__2PRFIN20100311_154343_000000512087_00340_41977_8861.N1	11-MAR-2010 15:43:43	Bright	50.500	11	53Alp Aql	0.76500	8000.0	101	41977	No
224	GOM_NL__2PRFIN20100311_155331_000000442087_00340_41977_8862.N1	11-MAR-2010 15:53:31	Dark	44.000	155	41Pi Sgr	2.9000	6600.0	88	41977	No
225	GOM_NL__2PRFIN20100311_155529_000000452087_00340_41977_8863.N1	11-MAR-2010 15:55:29	Dark	44.500	57	34Sig Sgr	2.0660	26000.	89	41977	No
226	GOM_NL__2PRFIN20100311_155850_000000462087_00340_41977_8864.N1	11-MAR-2010 15:58:50	Dark	46.000	38	20Eps Sgr	1.8360	11000.	92	41977	No
227	GOM_NL__2PRFIN20100311_160214_000000522087_00340_41977_8865.N1	11-MAR-2010 16:02:14	Dark	51.500	25	35Lam Sco	1.6200	28000.	103	41977	No
228	GOM_NL__2PRFIN20100311_160406_000000422087_00341_41978_8850.N1	11-MAR-2010 16:04:06	Dark	42.000	147	Alp Ara	2.8770	26000.	84	41978	No
229	GOM_NL__2PRFIN20100311_160856_000000402087_00341_41978_8851.N1	11-MAR-2010 16:08:56	Dark	39.500	134	Bet TrA	2.8100	6600.0	79	41978	No
230	GOM_NL__2PRFIN20100311_161138_000000472087_00341_41978_8852.N1	11-MAR-2010 16:11:38	Dark	46.500	4	Alp1Cen	-0.010000	5800.0	93	41978	No
231	GOM_NL__2PRFIN20100311_161254_000000472087_00341_41978_8853.N1	11-MAR-2010 16:12:54	Dark	46.500	10	Bet Cen	0.61000	28000.	93	41978	No
232	GOM_NL__2PRFIN20100311_161455_000000422087_00341_41978_8854.N1	11-MAR-2010 16:14:55	Dark	42.000	77	Eps Cen	2.3030	28000.	84	41978	No
233	GOM_NL__2PRFIN20100311_161754_000000452087_00341_41978_8855.N1	11-MAR-2010 16:17:54	Straylight	45.000	64	Gam Cen	2.2000	10600.	90	41978	No
234	GOM_NL__2PRFIN20100311_161955_000000512087_00341_41978_8856.N1	11-MAR-2010 16:19:55	Straylight	50.500	123	lot Cen	2.7500	10200.	101	41978	No
235	GOM_NL__2PRFIN20100311_162606_000000392087_00341_41978_8857.N1	11-MAR-2010 16:26:06	Straylight	39.000	106	9Bet Crv	2.6480	5600.0	78	41978	No
236	GOM_NL__2PRFIN20100311_162836_000000532087_00341_41978_8858.N1	11-MAR-2010 16:28:36	Straylight	53.000	100	4Gam Crv	2.5800	13100.	106	41978	No
237	GOM_NL__2PRFIN20100311_163808_000000392087_00341_41978_8859.N1	11-MAR-2010 16:38:08	Bright	39.000	22	32Alp Leo	1.3600	15200.	78	41978	No
238	GOM_NL__2PRFIN20100311_164028_000000402087_00341_41978_8860.N1	11-MAR-2010 16:40:28	Bright	39.500	51	41Gam1Leo	2.0100	4500.0	79	41978	No
239	GOM_NL__2PRFIN20100311_164835_000000422087_00341_41978_8861.N1	11-MAR-2010 16:48:35	Bright	41.500	174	52Psi UMa	3.0040	4400.0	83	41978	No
240	GOM_NL__2PRFIN20100311_165140_000000402087_00341_41978_8862.N1	11-MAR-2010 16:51:40	Bright	39.500	82	48Bet UMa	2.3650	10600.	79	41978	No
241	GOM_NL__2PRFIN20100311_165307_000000382087_00341_41978_8863.N1	11-MAR-2010 16:53:07	Bright	37.500	36	50Alp UMa	1.8000	6300.0	75	41978	No
242	GOM_NL__2PRFIN20100311_165513_000000462087_00341_41978_8864.N1	11-MAR-2010 16:55:13	Bright	45.500	32	77Eps UMa	1.7630	11000.	91	41978	No
243	GOM_NL__2PRFIN20100311_170018_000000442087_00341_41978_8865.N1	11-MAR-2010 17:00:18	Bright	44.000	60	7Bet UMi	2.0810	3950.0	88	41978	No
244	GOM_NL__2PRFIN20100311_170437_000000452087_00341_41978_8866.N1	11-MAR-2010 17:04:37	Bright	45.000	119	14Eta Dra	2.7270	4700.0	90	41978	No
245	GOM_NL__2PRFIN20100311_171017_000000532087_00341_41978_8867.N1	11-MAR-2010 17:10:17	Bright	52.500	69	33Gam Dra	2.2310	3800.0	105	41978	No
246	GOM_NL__2PRFIN20100311_171315_000000372087_00341_41978_8868.N1	11-MAR-2010 17:13:15	Bright	37.000	144	18Del Cyg	2.8600	11000.	74	41978	No
247	GOM_NL__2PRFIN20100311_171437_000000362087_00341_41978_8869.N1	11-MAR-2010 17:14:37	Bright	35.500	66	37Gam Cyg	2.2080	5900.0	71	41978	No
248	GOM_NL__2PRFIN20100311_172354_000000502087_00341_41978_8870.N1	11-MAR-2010 17:23:54	Tw_i_and_stray	50.000	168	17Zet Aql	2.9860	11000.	100	41978	No
249	GOM_NL__2PRFIN20100311_173407_000000452087_00341_41978_8871.N1	11-MAR-2010 17:34:07	Dark	45.000	155	41Pi Sgr	2.9000	6600.0	90	41978	No
250	GOM_NL__2PRFIN20100311_173605_000000472087_00341_41978_8872.N1	11-MAR-2010 17:36:05	Dark	47.000	57	34Sig Sgr	2.0660	26000.	94	41978	No
251	GOM_NL__2PRFIN20100311_173927_000000522087_00341_41978_8873.N1	11-MAR-2010 17:39:27	Dark	51.500	38	20Eps Sgr	1.8360	11000.	103	41978	No
252	GOM_NL__2PRFIN20100311_174251_000000492087_00341_41978_8874.N1	11-MAR-2010 17:42:51	Dark	48.500	25	35Lam Sco	1.6200	28000.	97	41978	No
253	GOM_NL__2PRFIN20100311_224738_000000552087_00345_41982_8885.N1	11-MAR-2010 22:47:38	Dark	55.000	75	26Eps Sco	2.2910	4250.0	110	41982	No
254	GOM_NL__2PRFIN20100311_225404_000000442087_00345_41982_8886.N1	11-MAR-2010 22:54:04	Dark	44.000	4	Alp1Cen	-0.010000	5800.0	88	41982	No
255	GOM_NL__2PRFIN20100311_225520_000000462087_00345_41982_8887.N1	11-MAR-2010 22:55:20	Dark	46.000	10	Bet Cen	0.61000	28000.	92	41982	No
256	GOM_NL__2PRFIN20100311_225720_000000412087_00345_41982_8888.N1	11-MAR-2010 22:57:20	Dark	41.000	77	Eps Cen	2.3030	28000.	82	41982	No
257	GOM_NL__2PRFIN20100311_230020_000000462087_00345_41982_8889.N1	11-MAR-2010 23:00:20	Straylight	45.500	64	Gam Cen	2.2000	10600.	91	41982	No
258	GOM_NL__2PRFIN20100311_230222_000000552087_00345_41982_8890.N1	11-MAR-2010 23:02:22	Straylight	54.500	123	lot Cen	2.7500	10200.	109	41982	No
259	GOM_NL__2PRFIN20100311_230831_000000552087_00345_41982_8891.N1	11-MAR-2010 23:08:31	Straylight	55.000	106	9Bet Crv	2.6480	5600.0	110	41982	No
260	GOM_NL__2PRFIN20100311_231100_000000522087_00345_41982_8892.N1	11-MAR-2010 23:11:00	Straylight	52.000	100	4Gam Crv	2.5800	13100.	104	41982	No
261	GOM_NL__2PRFIN20100311_232031_000000412087_00345_41982_8893.N1	11-MAR-2010 23:20:31	Bright	40.500	22	32Alp Leo	1.3600	15200.	81	41982	No
262	GOM_NL__2PRFIN20100311_232252_000000412087_00345_41982_8894.N1	11-MAR-2010 23:22:52	Bright	41.000	51	41Gam1Leo	2.0100	4500.0	82	41982	No
263	GOM_NL__2PRFIN20100311_233056_000000432087_00345_41982_8895.N1	11-MAR-2010 23:30:56	Bright	42.500	174	52Psi UMa	3.0040	4400.0	85	41982	No
264	GOM_NL__2PRFIN20100311_233402_000000432087_00345_41982_8896.N1	11-MAR-2010 23:34:02	Bright	43.000	82	48Bet UMa	2.3650	10600.	86	41982	No
265	GOM_NL__2PRFIN20100311_233530_000000402087_00345_41982_8897.N1	11-MAR-2010 23:35:30	Bright	39.500	36	50Alp UMa	1.8000	6300.0	79	41982	No
266	GOM_NL__2PRFIN20100311_233733_000000472087_00345_41982_8898.N1	11-MAR-2010 23:37:33	Bright	46.500	32	77Eps UMa	1.7630	11000.	93	41982	No
267	GOM_NL__2PRFIN20100311_234240_000000422087_00345_41982_8899.N1	11-MAR-2010 23:42:40	Bright	42.000	60	7Bet UMi	2.0810	3950.0	84	41982	No
268	GOM_NL__2PRFIN20100311_234658_000000482087_00345_41982_8900.N1	11-MAR-2010 23:46:58	Bright	47.500	119	14Eta Dra	2.7270	4700.0	95	41982	No
269	GOM_NL__2PRFIN20100311_235539_000000372087_00345_41982_8901.N1	11-MAR-2010 23:55:39	Bright	36.500	144	18Del Cyg	2.8600	11000.	73	41982	No
270	GOM_NL__2PRFIN20100311_235701_000000372087_00345_41982_8902.N1	11-MAR-2010 23:57:01	Bright	36.500	66	37Gam Cyg	2.2080	5900.0	73	41982	No

3. Quality information per product

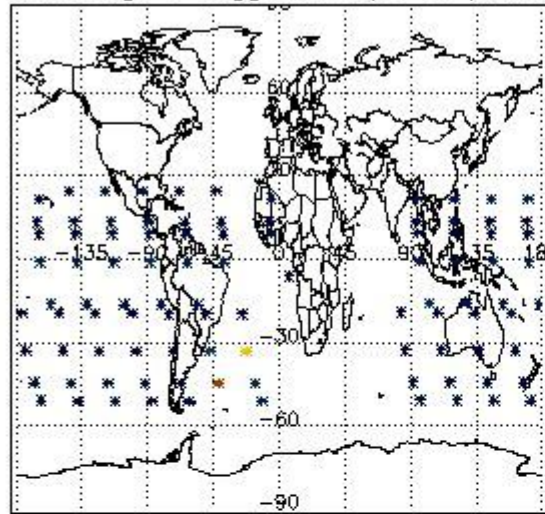
In this section it is plotted some information contained in the Quality Summary data set of the level 2 products. Only products in dark limb conditions and without errors (error flag in the MPH set to "0") are used.

3.1 Plot quality information per product (time dependant)

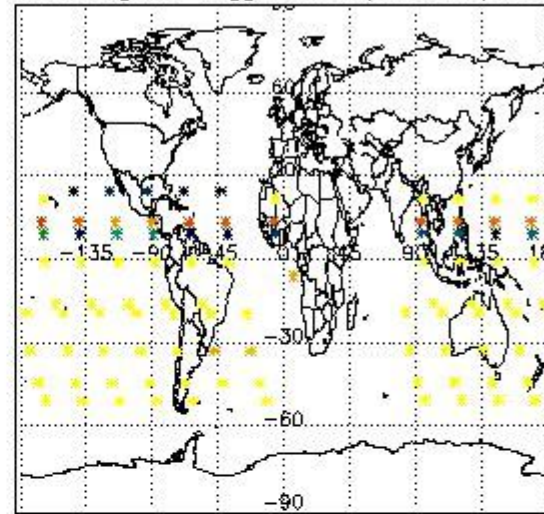


3.2 Plot quality information per product (world map)

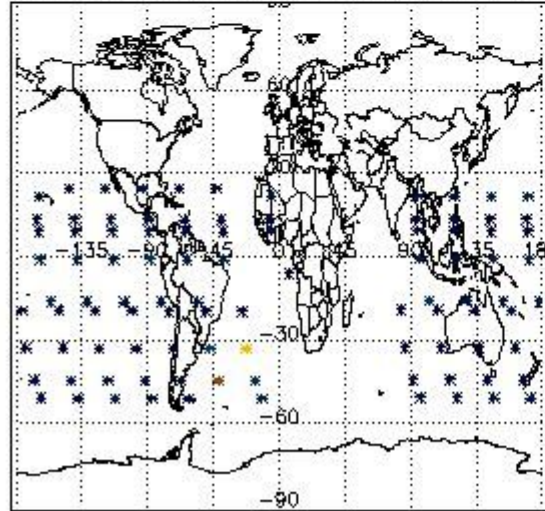
Percentage of flagged data per O3 profile



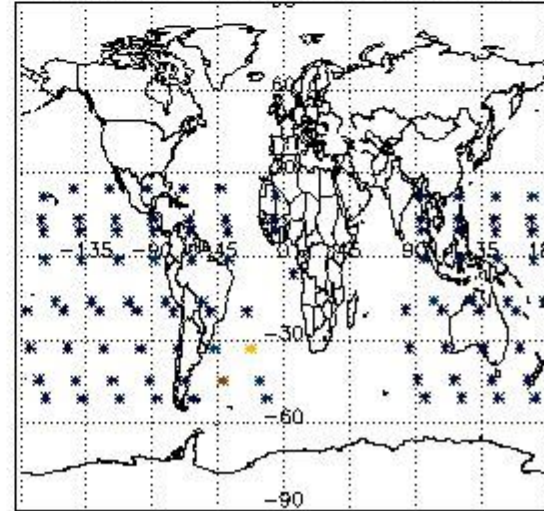
Percentage of flagged data per H2O profile



Percentage of flagged data per NO2 profile



Percentage of flagged data per NO3 profile

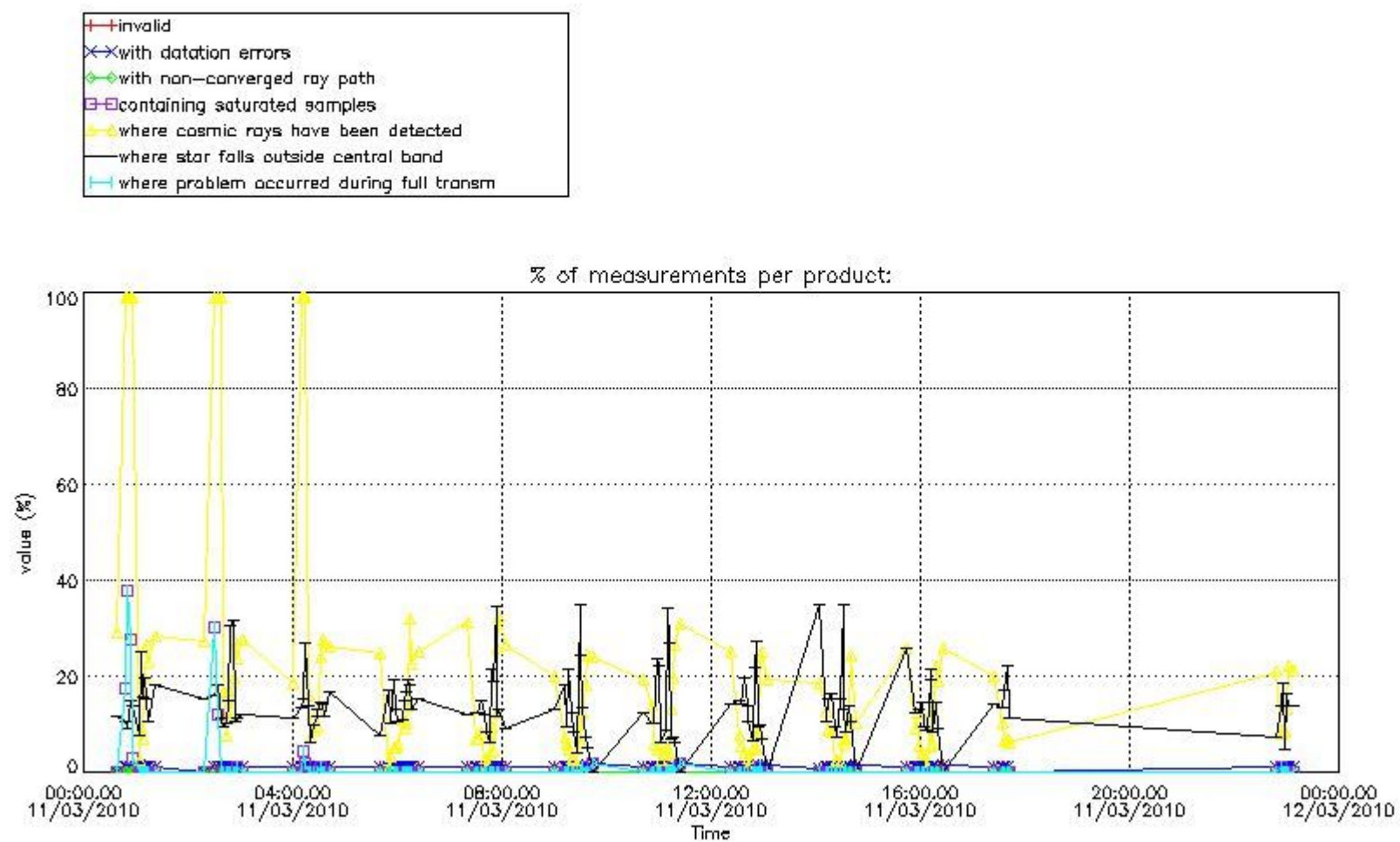


4. Level 1 quality information per product

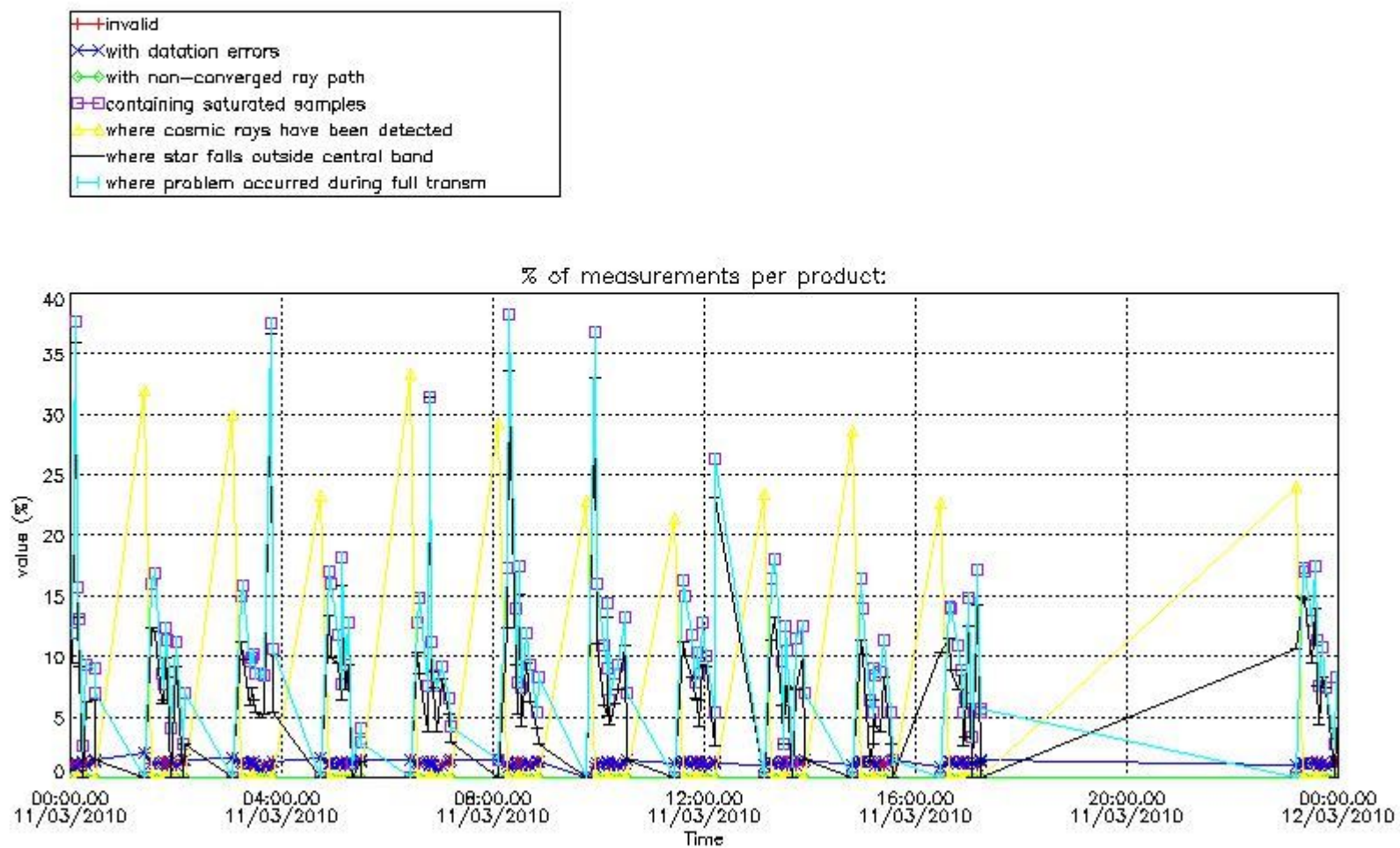
In this section it is plotted some information contained in the Quality Summary data set of the level 2 products that comes from the level 1b processing. Products without errors (error flag in the MPH set to "0") are used.

4.1 Plot quality information per product (time dependant) coming from level 1b processing

4.1.1 Plot level 1 quality information per product (time dependant): ENVISAT ASCENDING passes

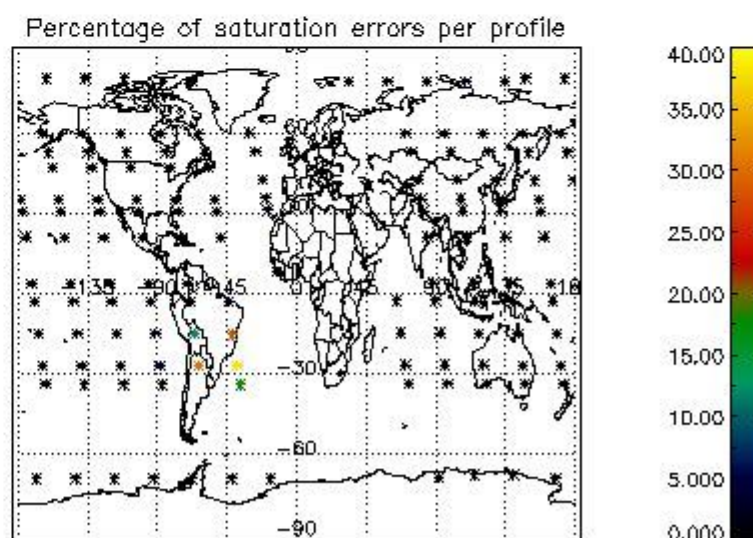
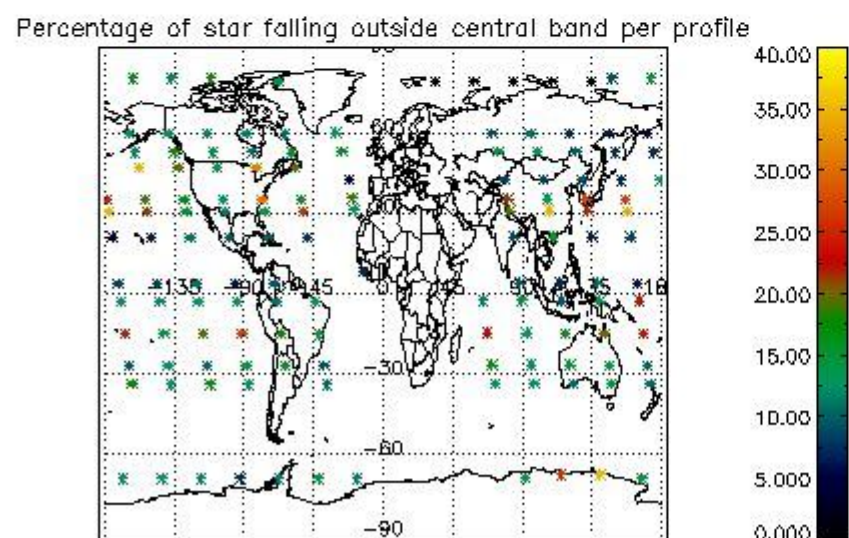
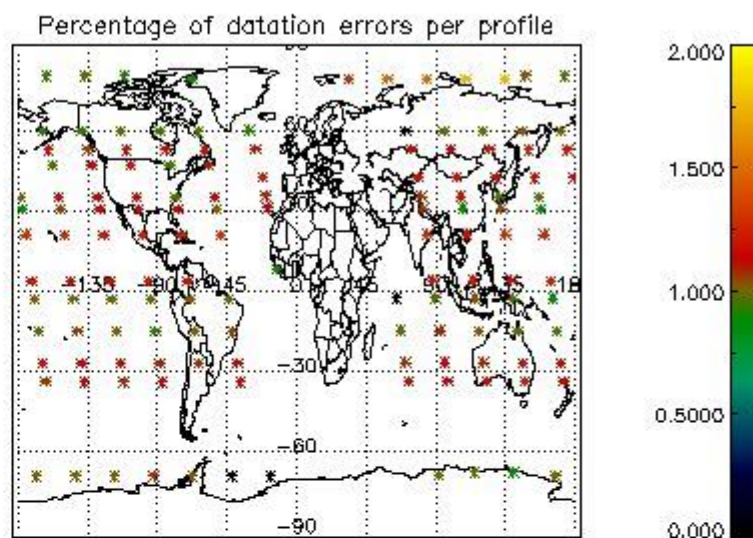
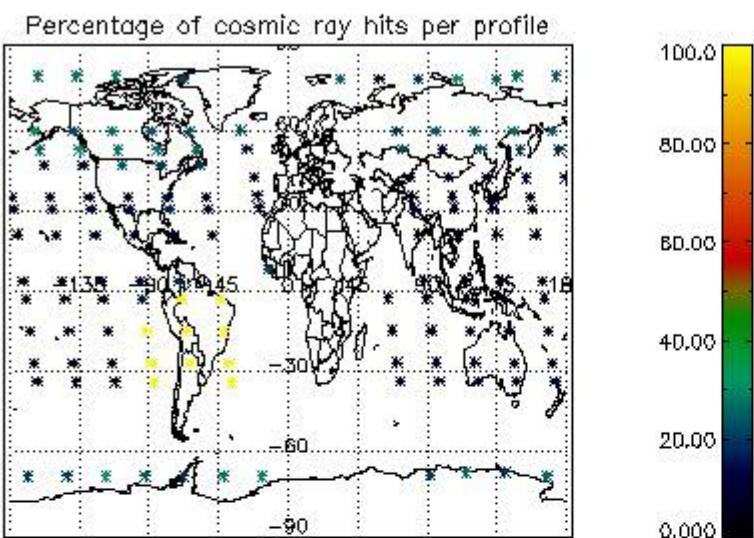


4.1.2 Plot level 1 quality information per product (time dependant): ENVI SAT DESCENDING passes

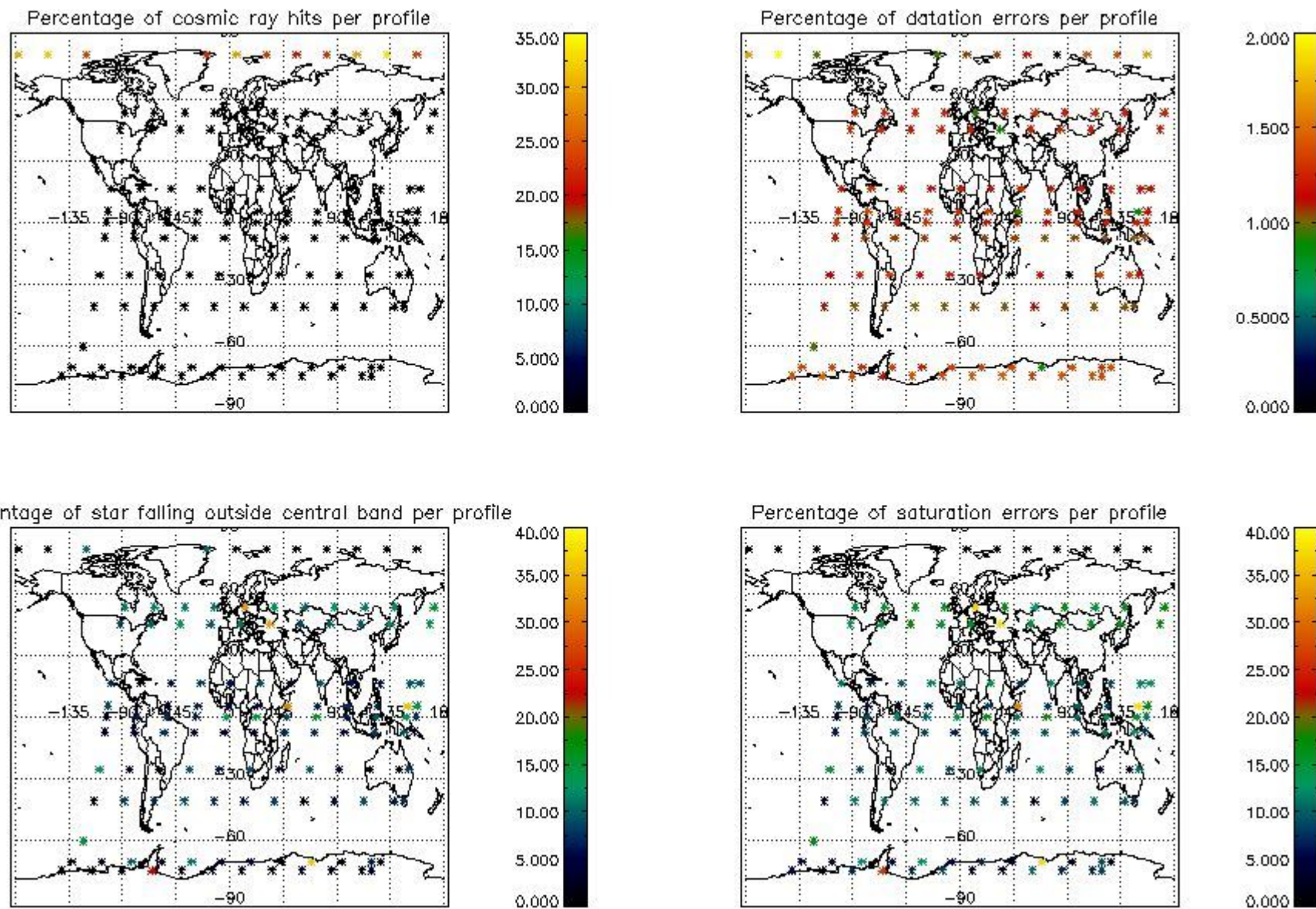


4.2 Plot quality information per product coming from level 1b processing (world map)

4.2.1 Plot level 1 quality information per product (world map): ENVISAT ASCENDING passes



4.2.2 Plot level 1 quality information per product (world map): ENVISAT DESCENDING passes



5. Trace gas profiles

5.1 Ozone statistics based on quality of products

The final quality of the products can be "measured" using the STD (Standard Deviation) attached to every point profile. This information is written to the parameter GOM_NL__2P/NL_LOCAL_SPECIES_DENSITY/o3_std of the level 2 products. The table below shows the statistics for given STD ranges.

The statistics are given with respect to the overall valid production:

- Products without fatal errors: GOM_NL__2P/MPH/PRODUCT_ERR=0
- Valid point profile: GOM_NL__2P/NL_LOCAL_SPECIES_DENSITY/pcd(0)=0

The 'Criteria' is applied to valid points of dark limb products:

- Products in dark limb illumination condition: GOM_NL__2P/NL_SUMMARY_QUALITY/obs_ill_cond=0
- Products without fatal errors: GOM_NL__2P/MPH/PRODUCT_ERR=0
- Valid point profile: GOM_NL__2P/NL_LOCAL_SPECIES_DENSITY/pcd(0)=0

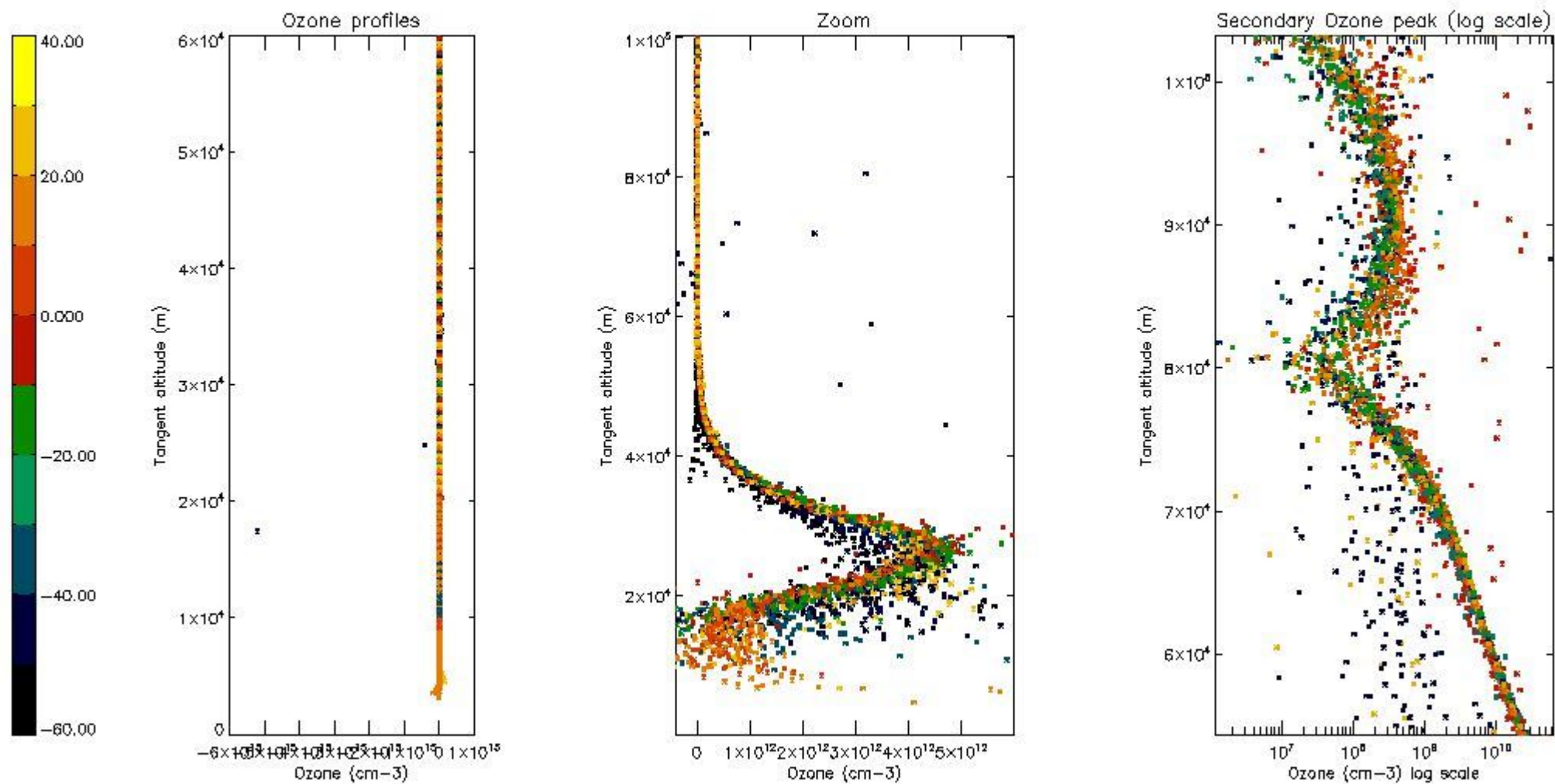
So, the table below shows the percentage of dark limb and valid observations for each criteria with respect to the overall valid daily observations.

Criteria	% of total production
All STD	38
STD < 20	20

STD < 10	16
STD < 5	12

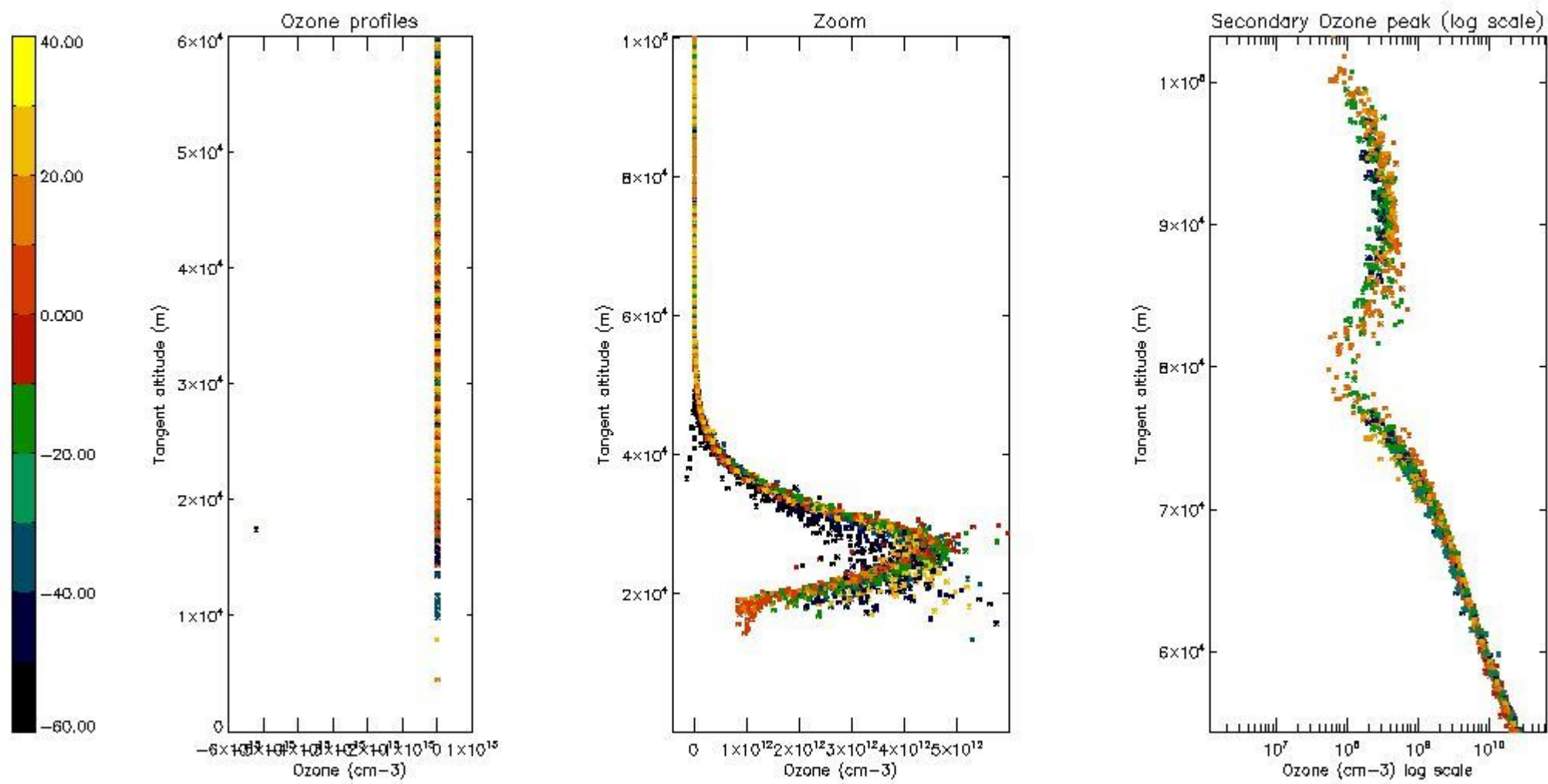
5.2 Plot ozone profiles for all STD (dark without errors)

The colorbar represents the latitude.



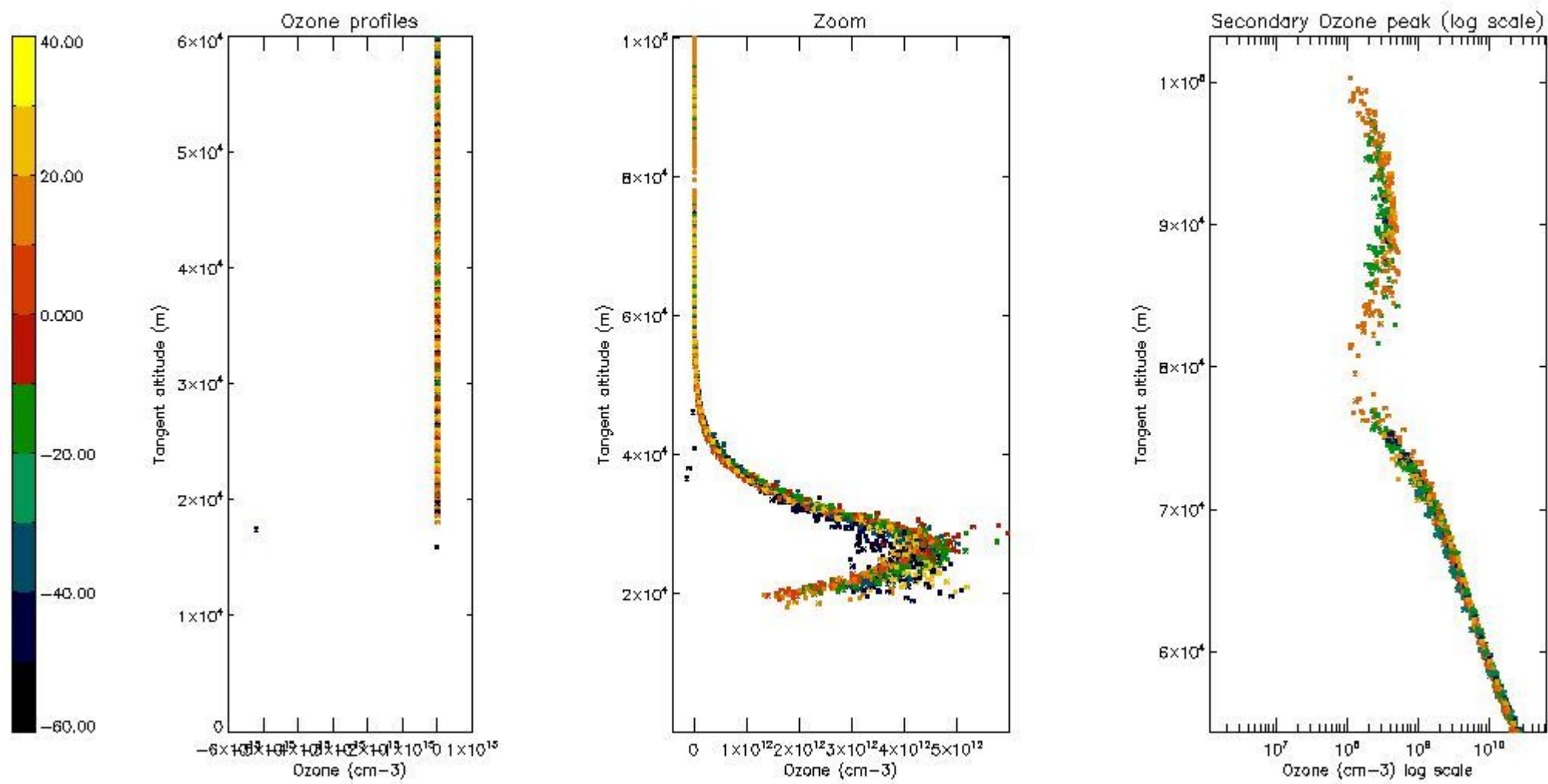
5.3 Plot ozone profiles where STD < 20% (dark without errors)

The colorbar represents the latitude.



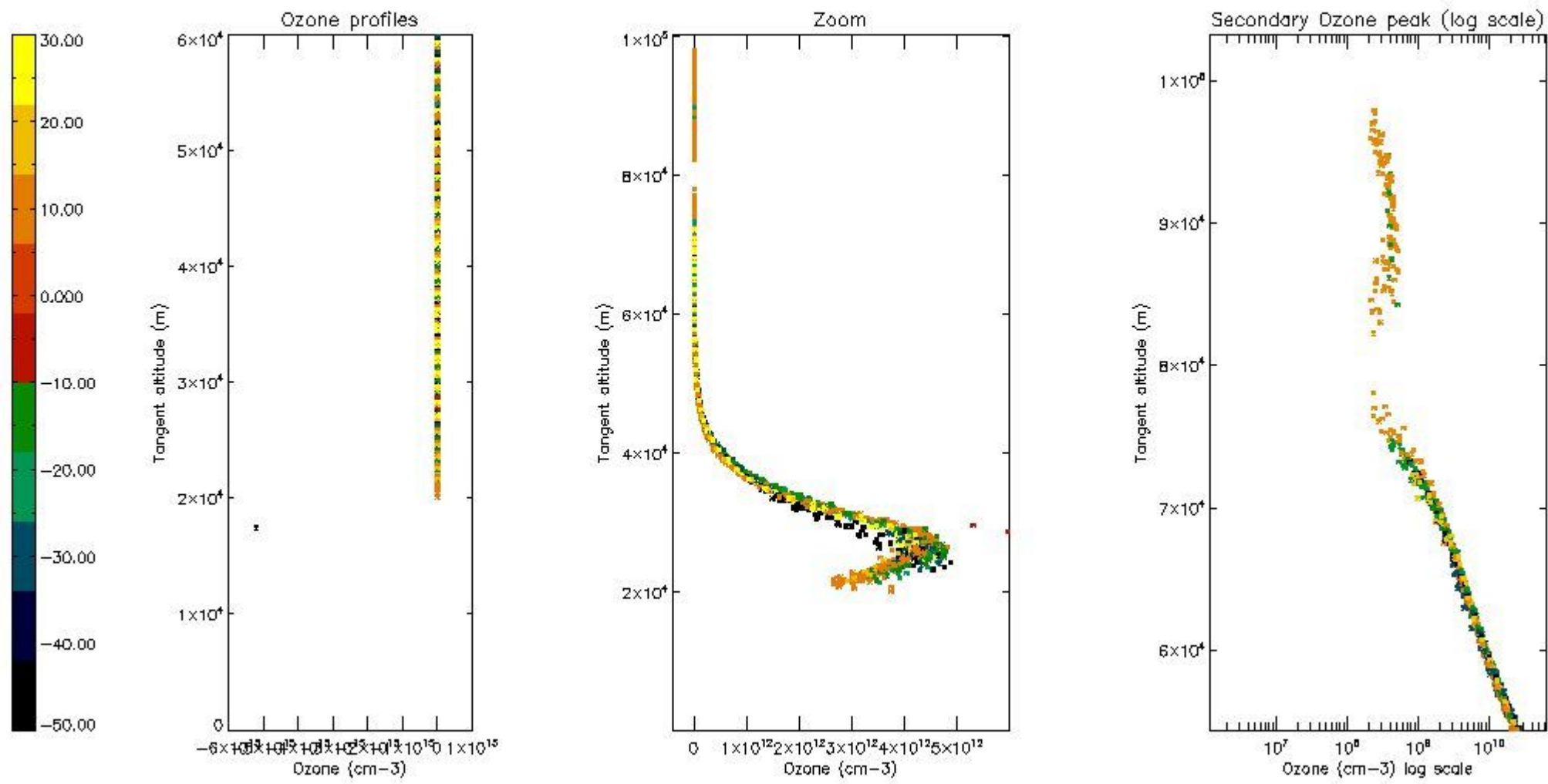
5.4 Plot ozone profiles where $STD < 10\%$ (dark without errors)

The colorbar represents the latitude.



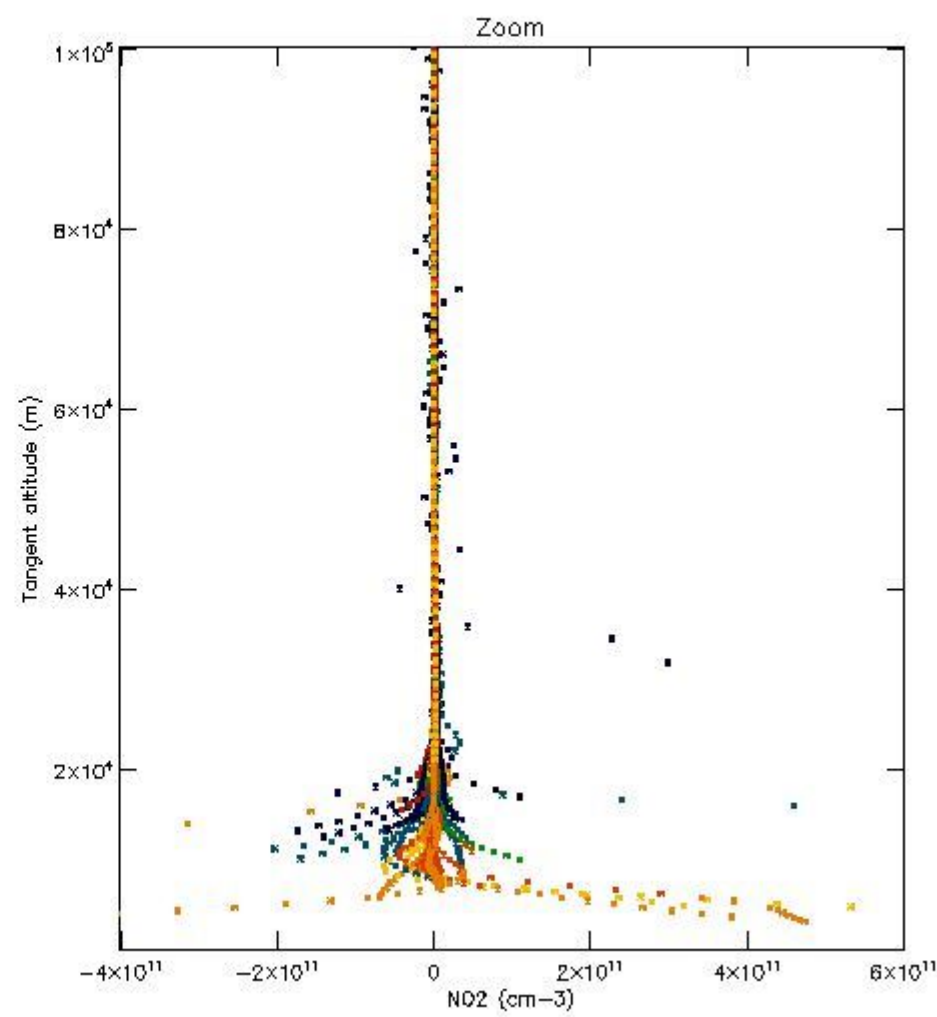
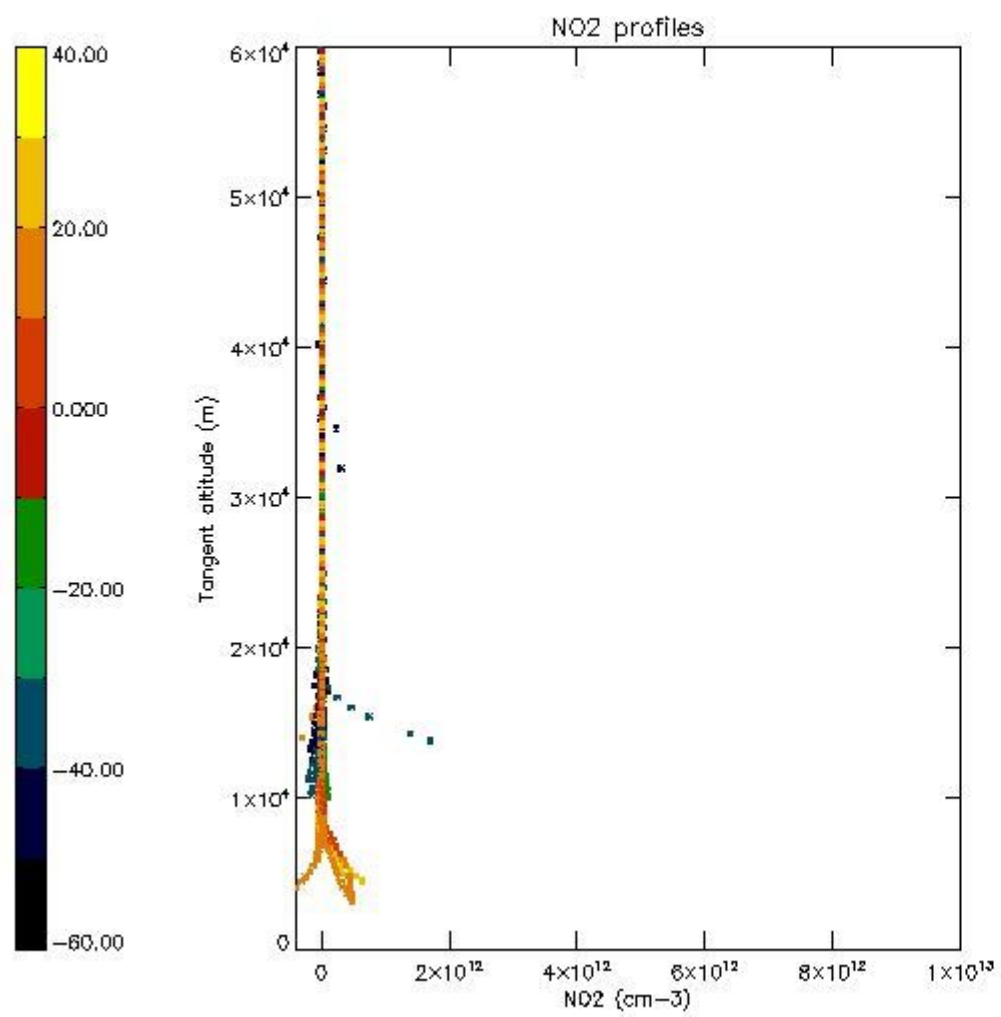
5.5 Plot ozone profiles where $STD < 5\%$ (dark without errors)

The colorbar represents the latitude.



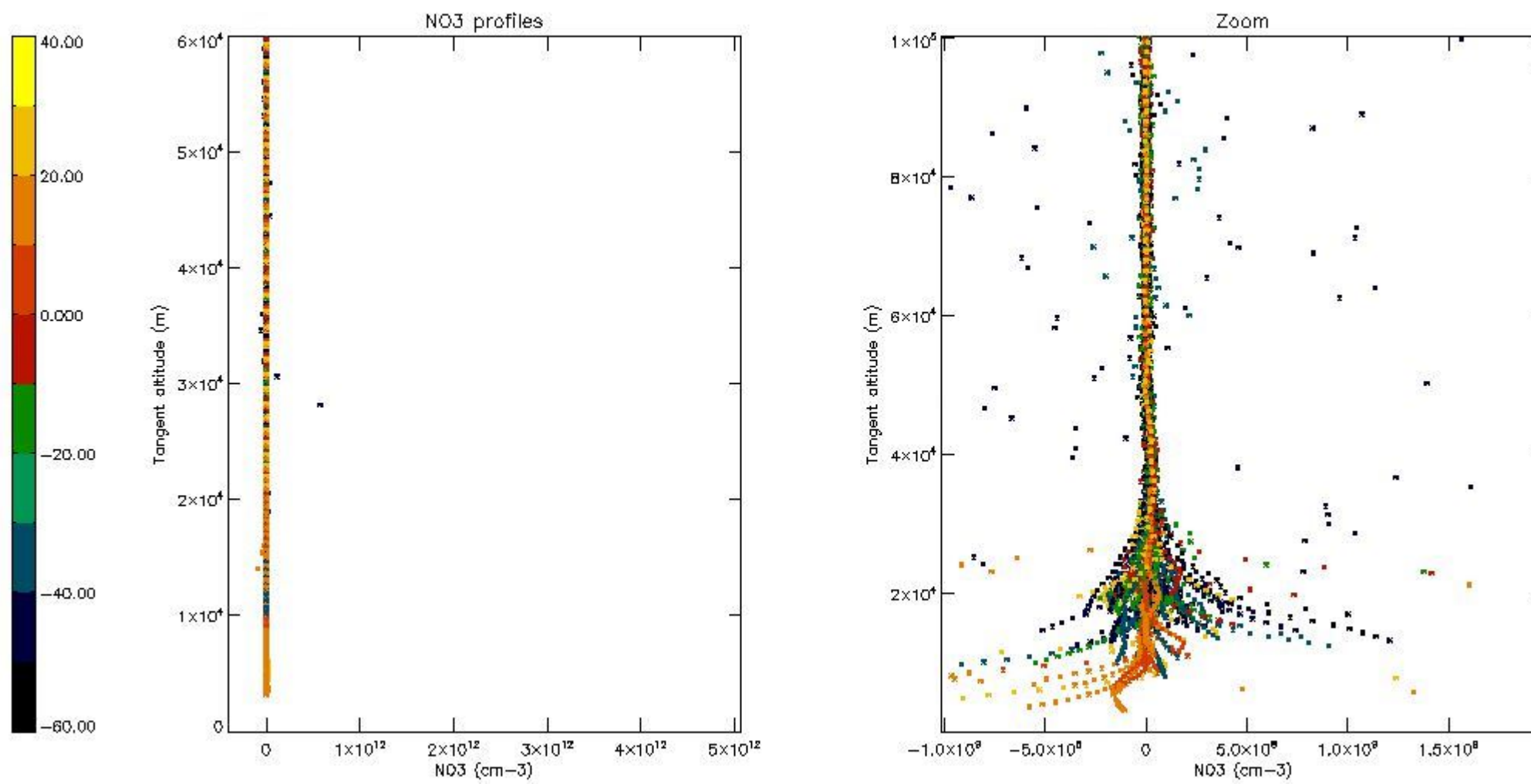
5.6 Plot NO₂ profiles for all STD (dark without errors)

The colorbar represents the latitude.



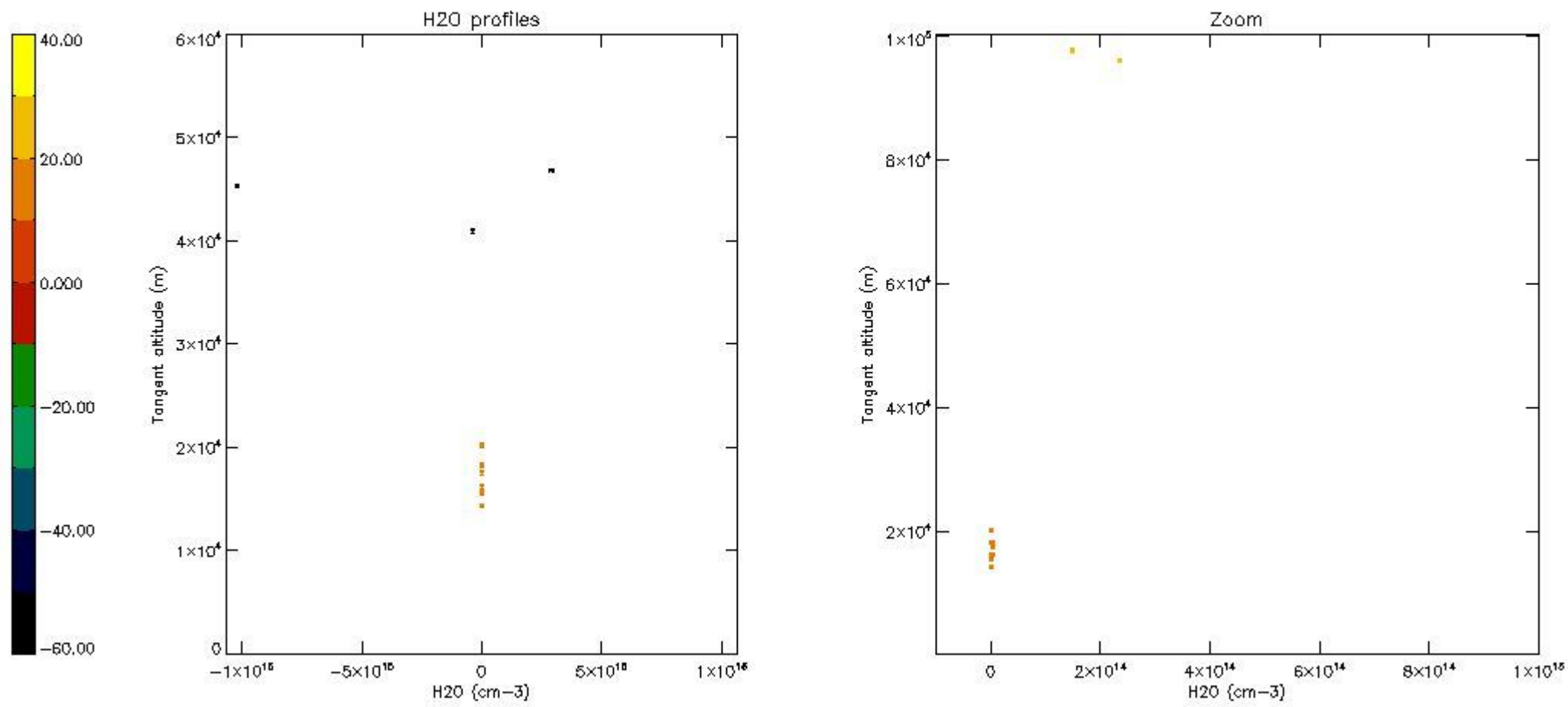
5.7 Plot NO3 profiles for all STD (dark without errors)

The colorbar represents the latitude.



5.8 Plot H₂O profiles for all STD (only for occultations of stars 1,2,3,4,13,14,16,26,63 dark without errors)

The colorbar represents the latitude.



6. Auxiliary Data Files used for the production reported in section 2

The number reported in the third column indicates since which file (see list in section 2) the corresponding auxiliary file has been used. The fourth column is the date of those product files.

Type	Auxiliary Filename	Used since product	Used since product date
INST_PHYS_CHARACTERISTICS	GOM_INS_AXVIEC20091111_143220_20030716_120000_20500101_000000	1	11-MAR-2010 00:02:40
LEVEL-2_PROC_CONFIG	GOM_PR2_AXVIEC20091111_152718_20020301_000000_20500101_000000	1	11-MAR-2010 00:02:40
CROSS_SECTIONS_FILE	GOM_CRS_AXVIEC20091111_154832_20020301_000000_20500101_000000	1	11-MAR-2010 00:02:40

GOMOS Level 2 Daily Report

SUMMARY

[1. General Info](#)

[2. Summary of processed GOM_NL_2P products](#)

[3. Level 2 Quality information per product](#)

[3.1 Plot of level 2 quality information per product \(time dependant\)](#)

[3.2 Plot of level 2 quality information per product \(world map\)](#)

[4. Level 1 Quality information per product \(stored on level 2 products\)](#)

[4.1 Plot of level 1 quality information per product \(time dependant\)](#)

[4.1.1 Plot of level 1 quality information per product \(time dependant\): ASCENDING](#)

[4.1.2 Plot of level 1 quality information per product \(time dependant\): DESCENDING](#)

[4.2 Plot of level 1 quality information per product \(world map\)](#)

[4.2.1 Plot of level 1 quality information per product \(world map\): ASCENDING](#)

[4.2.2 Plot of level 1 quality information per product \(world map\): DESCENDING](#)

[5. Ozone profiles based on quality statistics and other trace gas profiles](#)

[5.1 Ozone statistics based on quality of products](#)

[5.2 Plot ozone profiles for all STD \(dark without errors\)](#)

[5.3 Plot ozone profiles where STD < 20% \(dark without errors\)](#)

[5.4. Plot ozone profiles where STD < 10% \(dark without errors\)](#)

[5.5. Plot ozone profiles where STD < 5% \(dark without errors\)](#)

[5.6 Plot NO2 profiles for all STD \(dark without errors\)](#)

[5.7 Plot NO3 profiles for all STD \(dark without errors\)](#)

[5.8 Plot H2O profiles \(only for occultations of stars 1,2,3,4,13,14,16,26,63 dark without errors\) for all STD](#)

[6. Auxiliary Data Files used for the production reported in section 2](#)

This report presents the daily analysis on parameters extracted from GOMOS level 2 data (GOM_NL__2P). It is intended to monitor some important parameters that will impact the quality of these products. A list of level 2 products (and content) that have arrived during the reporting day to the PCF is also given.

Item	Value
Time of report generation	26APR2013 18:10:08
Data source version	GOMOS/6.01
Start time of products	11-03-2010 (11MAR2010 00:00:00)
Stop time of products	12-03-2010 (12MAR2010 00:00:00)
Store outputs in DB	Yes
Nb of level 2 prods	270
Nb of prods with errors	0

2. Summary of processed GOM_NL__2P products.

Nr	Filename	UTC Start time	Limb	Duration	Star Id	Star Name	Star Mag	Star Temp	Nb Meas	Orbit	Prod. error
1	GOM_NL__2PRFIN20100311_000240_000000422087_00331_41968_8747.N1	11-MAR-2010 00:02:40	Bright	42.000	174	52Psi UMa	3.0040	4400.0	84	41968	No
2	GOM_NL__2PRFIN20100311_000544_000000572087_00331_41968_8748.N1	11-MAR-2010 00:05:44	Bright	57.000	82	48Bet UMa	2.3650	10600.	114	41968	No
3	GOM_NL__2PRFIN20100311_000711_000000422087_00331_41968_8749.N1	11-MAR-2010 00:07:11	Bright	41.500	36	50Alp UMa	1.8000	6300.0	83	41968	No
4	GOM_NL__2PRFIN20100311_000921_000000502087_00331_41968_8750.N1	11-MAR-2010 00:09:21	Bright	49.500	32	77Eps UMa	1.7630	11000.	99	41968	No
5	GOM_NL__2PRFIN20100311_001422_000000382087_00331_41968_8751.N1	11-MAR-2010 00:14:22	Bright	37.500	60	7Bet UMi	2.0810	3950.0	75	41968	No
6	GOM_NL__2PRFIN20100311_001843_000000482087_00331_41968_8752.N1	11-MAR-2010 00:18:43	Bright	48.000	119	14Eta Dra	2.7270	4700.0	96	41968	No
7	GOM_NL__2PRFIN20100311_002716_000000392087_00331_41968_8753.N1	11-MAR-2010 00:27:16	Bright	39.000	144	18Del Cyg	2.8600	11000.	78	41968	No
8	GOM_NL__2PRFIN20100311_002836_000000362087_00331_41968_8754.N1	11-MAR-2010 00:28:36	Bright	36.000	66	37Gam Cyg	2.2080	5900.0	72	41968	No
9	GOM_NL__2PRFIN20100311_003750_000000482087_00331_41968_8755.N1	11-MAR-2010 00:37:50	Twilight	48.000	168	17Zet Aql	2.9860	11000.	96	41968	No
10	GOM_NL__2PRFIN20100311_004801_000000432087_00331_41968_8756.N1	11-MAR-2010 00:48:01	Dark	43.000	155	41Pi Sgr	2.9000	6600.0	86	41968	No
11	GOM_NL__2PRFIN20100311_004958_000000442087_00331_41968_8757.N1	11-MAR-2010 00:49:58	Dark	43.500	57	34Sig Sgr	2.0660	26000.	87	41968	No
12	GOM_NL__2PRFIN20100311_005319_000000472087_00331_41968_8758.N1	11-MAR-2010 00:53:19	Dark	47.000	38	20Eps Sgr	1.8360	11000.	94	41968	No
13	GOM_NL__2PRFIN20100311_005641_000000512087_00331_41968_8759.N1	11-MAR-2010 00:56:41	Dark	50.500	25	35Lam Sco	1.6200	28000.	101	41968	No
14	GOM_NL__2PRFIN20100311_010327_000000392087_00332_41969_8744.N1	11-MAR-2010 01:03:27	Dark	39.000	134	Bet TrA	2.8100	6600.0	78	41969	No
15	GOM_NL__2PRFIN20100311_010610_000000502087_00332_41969_8745.N1	11-MAR-2010 01:06:10	Dark	49.500	4	Alp1Cen	-0.010000	5800.0	99	41969	No
16	GOM_NL__2PRFIN20100311_010726_000000452087_00332_41969_8746.N1	11-MAR-2010 01:07:26	Dark	44.500	10	Bet Cen	0.61000	28000.	89	41969	No
17	GOM_NL__2PRFIN20100311_011047_000000462087_00332_41969_8747.N1	11-MAR-2010 01:10:47	Dark	46.000	26	Gam Cru	1.6240	2900.0	92	41969	No
18	GOM_NL__2PRFIN20100311_011226_000000462087_00332_41969_8748.N1	11-MAR-2010 01:12:26	Straylight	45.500	64	Gam Cen	2.2000	10600.	91	41969	No
19	GOM_NL__2PRFIN20100311_011426_000000532087_00332_41969_8749.N1	11-MAR-2010 01:14:26	Straylight	52.500	123	Iot Cen	2.7500	10200.	105	41969	No
20	GOM_NL__2PRFIN20100311_012122_000000552087_00332_41969_8750.N1	11-MAR-2010 01:21:22	Straylight	55.000	171	2Eps Crv	3.0010	4250.0	110	41969	No
21	GOM_NL__2PRFIN20100311_012311_000000252087_00332_41969_8751.N1	11-MAR-2010 01:23:11	Straylight	25.000	100	4Gam Crv	2.5800	13100.	50	41969	No
22	GOM_NL__2PRFIN20100311_013244_000000412087_00332_41969_8752.N1	11-MAR-2010 01:32:44	Bright	40.500	22	32Alp Leo	1.3600	15200.	81	41969	No
23	GOM_NL__2PRFIN20100311_013506_000000422087_00332_41969_8753.N1	11-MAR-2010 01:35:06	Bright	41.500	51	41Gam1Leo	2.0100	4500.0	83	41969	No
24	GOM_NL__2PRFIN20100311_014315_000000412087_00332_41969_8754.N1	11-MAR-2010 01:43:15	Bright	41.000	174	52Psi UMa	3.0040	4400.0	82	41969	No
25	GOM_NL__2PRFIN20100311_014619_000000392087_00332_41969_8755.N1	11-MAR-2010 01:46:19	Bright	39.000	82	48Bet UMa	2.3650	10600.	78	41969	No
26	GOM_NL__2PRFIN20100311_014746_000000412087_00332_41969_8756.N1	11-MAR-2010 01:47:46	Bright	40.500	36	50Alp UMa	1.8000	6300.0	81	41969	No
27	GOM_NL__2PRFIN20100311_014956_000000492087_00332_41969_8757.N1	11-MAR-2010 01:49:56	Bright	48.500	32	77Eps UMa	1.7630	11000.	97	41969	No
28	GOM_NL__2PRFIN20100311_015457_000000382087_00332_41969_8758.N1	11-MAR-2010 01:54:57	Bright	37.500	60	7Bet UMi	2.0810	3950.0	75	41969	No
29	GOM_NL__2PRFIN20100311_015919_000000492087_00332_41969_8759.N1	11-MAR-2010 01:59:19	Bright	49.000	119	14Eta Dra	2.7270	4700.0	98	41969	No
30	GOM_NL__2PRFIN20100311_020752_000000362087_00332_41969_8760.N1	11-MAR-2010 02:07:52	Bright	36.000	144	18Del Cyg	2.8600	11000.	72	41969	No
31	GOM_NL__2PRFIN20100311_020913_000000362087_00332_41969_8761.N1	11-MAR-2010 02:09:13	Bright	35.500	66	37Gam Cyg	2.2080	5900.0	71	41969	No
32	GOM_NL__2PRFIN20100311_021826_000000502087_00332_41969_8762.N1	11-MAR-2010 02:18:26	Twilight	49.500	168	17Zet Aql	2.9860	11000.	99	41969	No
33	GOM_NL__2PRFIN20100311_023035_000000472087_00332_41969_8763.N1	11-MAR-2010 02:30:35	Dark	46.500	57	34Sig Sgr	2.0660	26000.	93	41969	No
34	GOM_NL__2PRFIN20100311_023356_000000502087_00332_41969_8764.N1	11-MAR-2010 02:33:56	Dark	49.500	38	20Eps Sgr	1.8360	11000.	99	41969	No
35	GOM_NL__2PRFIN20100311_023719_000000492087_00332_41969_8765.N1	11-MAR-2010 02:37:19	Dark	49.000	25	35Lam Sco	1.6200	28000.	98	41969	No
36	GOM_NL__2PRFIN20100311_023912_000000422087_00333_41970_8752.N1	11-MAR-2010 02:39:12	Dark	42.000	147	Alp Ara	2.8770	26000.	84	41970	No
37	GOM_NL__2PRFIN20100311_024404_000000402087_00333_41970_8753.N1	11-MAR-2010 02:44:04	Dark	40.000	134	Bet TrA	2.8100	6600.0	80	41970	No
38	GOM_NL__2PRFIN20100311_024646_000000442087_00333_41970_8754.N1	11-MAR-2010 02:46:46	Dark	44.000	4	Alp1Cen	-0.010000	5800.0	88	41970	No
39	GOM_NL__2PRFIN20100311_024802_000000532087_00333_41970_8755.N1	11-MAR-2010 02:48:02	Dark	52.500	10	Bet Cen	0.61000	28000.	105	41970	No
40	GOM_NL__2PRFIN20100311_025124_000000542087_00333_41970_8756.N1	11-MAR-2010 02:51:24	Dark	53.500	26	Gam Cru	1.6240	2900.0	107	41970	No
41	GOM_NL__2PRFIN20100311_025303_000000432087_00333_41970_8757.N1	11-MAR-2010 02:53:03	Straylight	42.500	64	Gam Cen	2.2000	10600.	85	41970	No
42	GOM_NL__2PRFIN20100311_025502_000000532087_00333_41970_8758.N1	11-MAR-2010 02:55:02	Straylight	52.500	123	Iot Cen	2.7500	10200.	105	41970	No

43	GOM_NL__2PRFIN20100311_030158_000000512087_00333_41970_8759.N1	11-MAR-2010 03:01:58	Straylight	50.500	171	2Eps Crv	3.0010	4250.0	101	41970	No
44	GOM_NL__2PRFIN20100311_030347_000000302087_00333_41970_8760.N1	11-MAR-2010 03:03:47	Straylight	30.000	100	4Gam Crv	2.5800	13100.	60	41970	No
45	GOM_NL__2PRFIN20100311_031320_000000402087_00333_41970_8761.N1	11-MAR-2010 03:13:20	Bright	40.000	22	32Alp Leo	1.3600	15200.	80	41970	No
46	GOM_NL__2PRFIN20100311_031542_000000412087_00333_41970_8762.N1	11-MAR-2010 03:15:42	Bright	41.000	51	41Gam1Leo	2.0100	4500.0	82	41970	No
47	GOM_NL__2PRFIN20100311_032350_000000422087_00333_41970_8763.N1	11-MAR-2010 03:23:50	Bright	41.500	174	52Psi UMa	3.0040	4400.0	83	41970	No
48	GOM_NL__2PRFIN20100311_032655_000000412087_00333_41970_8764.N1	11-MAR-2010 03:26:55	Bright	40.500	82	48Bet UMa	2.3650	10600.	81	41970	No
49	GOM_NL__2PRFIN20100311_032822_000000402087_00333_41970_8765.N1	11-MAR-2010 03:28:22	Bright	39.500	36	50Alp UMa	1.8000	6300.0	79	41970	No
50	GOM_NL__2PRFIN20100311_033031_000000472087_00333_41970_8766.N1	11-MAR-2010 03:30:31	Bright	47.000	32	77Eps UMa	1.7630	11000.	94	41970	No
51	GOM_NL__2PRFIN20100311_033533_000000412087_00333_41970_8767.N1	11-MAR-2010 03:35:33	Bright	40.500	60	7Bet UMi	2.0810	3950.0	81	41970	No
52	GOM_NL__2PRFIN20100311_033954_000000482087_00333_41970_8768.N1	11-MAR-2010 03:39:54	Bright	47.500	119	14Eta Dra	2.7270	4700.0	95	41970	No
53	GOM_NL__2PRFIN20100311_034828_000000562087_00333_41970_8769.N1	11-MAR-2010 03:48:28	Bright	56.000	144	18Del Cyg	2.8600	11000.	112	41970	No
54	GOM_NL__2PRFIN20100311_034948_000000382087_00333_41970_8770.N1	11-MAR-2010 03:49:48	Bright	37.500	66	37Gam Cyg	2.2080	5900.0	75	41970	No
55	GOM_NL__2PRFIN20100311_035903_000000492087_00333_41970_8771.N1	11-MAR-2010 03:59:03	Tw_i_and_stray	48.500	168	17Zet Aql	2.9860	11000.	97	41970	No
56	GOM_NL__2PRFIN20100311_040914_000000452087_00333_41970_8772.N1	11-MAR-2010 04:09:14	Dark	44.500	155	41Pi Sgr	2.9000	6600.0	89	41970	No
57	GOM_NL__2PRFIN20100311_041112_000000462087_00333_41970_8773.N1	11-MAR-2010 04:11:12	Dark	46.000	57	34Sig Sgr	2.0660	26000.	92	41970	No
58	GOM_NL__2PRFIN20100311_041433_000000542087_00333_41970_8774.N1	11-MAR-2010 04:14:33	Dark	54.000	38	20Eps Sgr	1.8360	11000.	108	41970	No
59	GOM_NL__2PRFIN20100311_041755_000000512087_00333_41970_8775.N1	11-MAR-2010 04:17:55	Dark	50.500	25	35Lam Sco	1.6200	28000.	101	41970	No
60	GOM_NL__2PRFIN20100311_041949_000000422087_00334_41971_8760.N1	11-MAR-2010 04:19:49	Dark	41.500	147	Alp Ara	2.8770	26000.	83	41971	No
61	GOM_NL__2PRFIN20100311_042441_000000412087_00334_41971_8761.N1	11-MAR-2010 04:24:41	Dark	40.500	134	Bet TrA	2.8100	6600.0	81	41971	No
62	GOM_NL__2PRFIN20100311_042723_000000432087_00334_41971_8762.N1	11-MAR-2010 04:27:23	Dark	43.000	4	Alp1Cen	-0.010000	5800.0	86	41971	No
63	GOM_NL__2PRFIN20100311_042839_000000432087_00334_41971_8763.N1	11-MAR-2010 04:28:39	Dark	42.500	10	Bet Cen	0.61000	28000.	85	41971	No
64	GOM_NL__2PRFIN20100311_043201_000000422087_00334_41971_8764.N1	11-MAR-2010 04:32:01	Dark	41.500	26	Gam Cru	1.6240	2900.0	83	41971	No
65	GOM_NL__2PRFIN20100311_043339_000000462087_00334_41971_8765.N1	11-MAR-2010 04:33:39	Straylight	45.500	64	Gam Cen	2.2000	10600.	91	41971	No
66	GOM_NL__2PRFIN20100311_043539_000000522087_00334_41971_8766.N1	11-MAR-2010 04:35:39	Straylight	52.000	123	lot Cen	2.7500	10200.	104	41971	No
67	GOM_NL__2PRFIN20100311_044235_000000542087_00334_41971_8767.N1	11-MAR-2010 04:42:35	Straylight	53.500	171	2Eps Crv	3.0010	4250.0	107	41971	No
68	GOM_NL__2PRFIN20100311_044424_000000302087_00334_41971_8768.N1	11-MAR-2010 04:44:24	Straylight	30.000	100	4Gam Crv	2.5800	13100.	60	41971	No
69	GOM_NL__2PRFIN20100311_045356_000000412087_00334_41971_8769.N1	11-MAR-2010 04:53:56	Bright	41.000	22	32Alp Leo	1.3600	15200.	82	41971	No
70	GOM_NL__2PRFIN20100311_045618_000000412087_00334_41971_8770.N1	11-MAR-2010 04:56:18	Bright	40.500	51	41Gam1Leo	2.0100	4500.0	81	41971	No
71	GOM_NL__2PRFIN20100311_050426_000000432087_00334_41971_8771.N1	11-MAR-2010 05:04:26	Bright	42.500	174	52Psi UMa	3.0040	4400.0	85	41971	No
72	GOM_NL__2PRFIN20100311_050730_000000392087_00334_41971_8772.N1	11-MAR-2010 05:07:30	Bright	39.000	82	48Bet UMa	2.3650	10600.	78	41971	No
73	GOM_NL__2PRFIN20100311_050857_000000442087_00334_41971_8773.N1	11-MAR-2010 05:08:57	Bright	44.000	36	50Alp UMa	1.8000	6300.0	88	41971	No
74	GOM_NL__2PRFIN20100311_051106_000000482087_00334_41971_8774.N1	11-MAR-2010 05:11:06	Bright	48.000	32	77Eps UMa	1.7630	11000.	96	41971	No
75	GOM_NL__2PRFIN20100311_051608_000000432087_00334_41971_8775.N1	11-MAR-2010 05:16:08	Bright	43.000	60	7Bet UMi	2.0810	3950.0	86	41971	No
76	GOM_NL__2PRFIN20100311_052029_000000432087_00334_41971_8776.N1	11-MAR-2010 05:20:29	Bright	43.000	119	14Eta Dra	2.7270	4700.0	86	41971	No
77	GOM_NL__2PRFIN20100311_052904_000000372087_00334_41971_8777.N1	11-MAR-2010 05:29:04	Bright	36.500	144	18Del Cyg	2.8600	11000.	73	41971	No
78	GOM_NL__2PRFIN20100311_053024_000000352087_00334_41971_8778.N1	11-MAR-2010 05:30:24	Bright	34.500	66	37Gam Cyg	2.2080	5900.0	69	41971	No
79	GOM_NL__2PRFIN20100311_053939_000000472087_00334_41971_8779.N1	11-MAR-2010 05:39:39	Tw_i_and_stray	46.500	168	17Zet Aql	2.9860	11000.	93	41971	No
80	GOM_NL__2PRFIN20100311_054951_000000472087_00334_41971_8780.N1	11-MAR-2010 05:49:51	Dark	46.500	155	41Pi Sgr	2.9000	6600.0	93	41971	No
81	GOM_NL__2PRFIN20100311_055149_000000442087_00334_41971_8781.N1	11-MAR-2010 05:51:49	Dark	43.500	57	34Sig Sgr	2.0660	26000.	87	41971	No
82	GOM_NL__2PRFIN20100311_055510_000000502087_00334_41971_8782.N1	11-MAR-2010 05:55:10	Dark	49.500	38	20Eps Sgr	1.8360	11000.	99	41971	No
83	GOM_NL__2PRFIN20100311_055833_000000502087_00334_41971_8783.N1	11-MAR-2010 05:58:33	Dark	50.000	25	35Lam Sco	1.6200	28000.	100	41971	No
84	GOM_NL__2PRFIN20100311_060026_000000432087_00335_41972_8776.N1	11-MAR-2010 06:00:26	Dark	43.000	147	Alp Ara	2.8770	26000.	86	41972	No
85	GOM_NL__2PRFIN20100311_060517_000000412087_00335_41972_8777.N1	11-MAR-2010 06:05:17	Dark	41.000	134	Bet TrA	2.8100	6600.0	82	41972	No
86	GOM_NL__2PRFIN20100311_060759_000000442087_00335_41972_8778.N1	11-MAR-2010 06:07:59	Dark	43.500	4	Alp1Cen	-0.010000	5800.0	87	41972	No
87	GOM_NL__2PRFIN20100311_060915_000000452087_00335_41972_8779.N1	11-MAR-2010 06:09:15	Dark	44.500	10	Bet Cen	0.61000	28000.	89	41972	No
88	GOM_NL__2PRFIN20100311_061237_000000442087_00335_41972_8780.N1	11-MAR-2010 06:12:37	Dark	44.000	26	Gam Cru	1.6240	2900.0	88	41972	No
89	GOM_NL__2PRFIN20100311_061415_000000472087_00335_41972_8781.N1	11-MAR-2010 06:14:15	Straylight	47.000	64	Gam Cen	2.2000	10600.	94	41972	No
90	GOM_NL__2PRFIN20100311_061616_000000542087_00335_41972_8782.N1	11-MAR-2010 06:16:16	Straylight	53.500	123	lot Cen	2.7500	10200.	107	41972	No
91	GOM_NL__2PRFIN20100311_062311_000000522087_00335_41972_8783.N1	11-MAR-2010 06:23:11	Straylight	52.000	171	2Eps Crv	3.0010	4250.0	104	41972	No
92	GOM_NL__2PRFIN20100311_062500_000000362087_00335_41972_8784.N1	11-MAR-2010 06:25:00	Straylight	36.000	100	4Gam Crv	2.5800	13100.	72	41972	No
93	GOM_NL__2PRFIN20100311_063432_000000392087_00335_41972_8785.N1	11-MAR-2010 06:34:32	Bright	39.000	22	32Alp Leo	1.3600	15200.	78	41972	No
94	GOM_NL__2PRFIN20100311_063653_000000412087_00335_41972_8786.N1	11-MAR-2010 06:36:53	Bright	40.500	51	41Gam1Leo	2.0100	4500.0	81	41972	No
95	GOM_NL__2PRFIN20100311_064502_000000402087_00335_41972_8787.N1	11-MAR-2010 06:45:02	Bright	40.000	174	52Psi UMa	3.0040	4400.0	80	41972	No
96	GOM_NL__2PRFIN20100311_064806_000000532087_00335_41972_8788.N1	11-MAR-2010 06:48:06	Bright	52.500	82	48Bet UMa	2.3650	10600.	105	41972	No
97	GOM_NL__2PRFIN20100311_064934_000000402087_00335_41972_8789.N1	11-MAR-2010 06:49:34	Bright	40.000	36	50Alp UMa	1.8000	6300.0	80	41972	No
98	GOM_NL__2PRFIN20100311_065142_000000482087_00335_41972_8790.N1	11-MAR-2010 06:51:42	Bright	47.500	32	77Eps UMa	1.7630	11000.	95	41972	No
99	GOM_NL__2PRFIN20100311_065644_000000402087_00335_41972_8791.N1	11-MAR-2010 06:56:44	Bright	40.000	60	7Bet UMi	2.0810	3950.0	80	41972	No
100	GOM_NL__2PRFIN20100311_070105_000000492087_00335_41972_8792.N1	11-MAR-2010 07:01:05	Bright	49.000	119	14Eta Dra	2.7270	4700.0	98	41972	No
101	GOM_NL__2PRFIN20100311_070940_000000382087_00335_41972_8793.N1	11-MAR-2010 07:09:40	Bright	38.000	144	18Del Cyg	2.8600	11000.	76	41972	No

102	GOM_NL__2PRFIN20100311_071101_000000352087_00335_41972_8794.N1	11-MAR-2010 07:11:01	Bright	35.000	66	37Gam Cyg	2.2080	5900.0	70	41972	No
103	GOM_NL__2PRFIN20100311_072015_000000502087_00335_41972_8795.N1	11-MAR-2010 07:20:15	Tw_i_and_stray	49.500	168	17Zet Aql	2.9860	11000.	99	41972	No
104	GOM_NL__2PRFIN20100311_073028_000000452087_00335_41972_8796.N1	11-MAR-2010 07:30:28	Dark	44.500	155	41Pi Sgr	2.9000	6600.0	89	41972	No
105	GOM_NL__2PRFIN20100311_073225_000000452087_00335_41972_8797.N1	11-MAR-2010 07:32:25	Dark	44.500	57	34Sig Sgr	2.0660	26000.	89	41972	No
106	GOM_NL__2PRFIN20100311_073546_000000482087_00335_41972_8798.N1	11-MAR-2010 07:35:46	Dark	47.500	38	20Eps Sgr	1.8360	11000.	95	41972	No
107	GOM_NL__2PRFIN20100311_073910_000000502087_00335_41972_8799.N1	11-MAR-2010 07:39:10	Dark	50.000	25	35Lam Sco	1.6200	28000.	100	41972	No
108	GOM_NL__2PRFIN20100311_074103_000000432087_00336_41973_8783.N1	11-MAR-2010 07:41:03	Dark	42.500	147	Alp Ara	2.8770	26000.	85	41973	No
109	GOM_NL__2PRFIN20100311_074553_000000402087_00336_41973_8784.N1	11-MAR-2010 07:45:53	Dark	39.500	134	Bet TrA	2.8100	6600.0	79	41973	No
110	GOM_NL__2PRFIN20100311_074836_000000472087_00336_41973_8785.N1	11-MAR-2010 07:48:36	Dark	47.000	4	Alp1Cen	-0.010000	5800.0	94	41973	No
111	GOM_NL__2PRFIN20100311_074952_000000452087_00336_41973_8786.N1	11-MAR-2010 07:49:52	Dark	45.000	10	Bet Cen	0.61000	28000.	90	41973	No
112	GOM_NL__2PRFIN20100311_075315_000000522087_00336_41973_8787.N1	11-MAR-2010 07:53:15	Dark	52.000	26	Gam Cru	1.6240	2900.0	104	41973	No
113	GOM_NL__2PRFIN20100311_075452_000000432087_00336_41973_8788.N1	11-MAR-2010 07:54:52	Straylight	42.500	64	Gam Cen	2.2000	10600.	85	41973	No
114	GOM_NL__2PRFIN20100311_075652_000000542087_00336_41973_8789.N1	11-MAR-2010 07:56:52	Straylight	54.000	123	lot Cen	2.7500	10200.	108	41973	No
115	GOM_NL__2PRFIN20100311_080347_000000492087_00336_41973_8790.N1	11-MAR-2010 08:03:47	Straylight	49.000	171	2Eps Crv	3.0010	4250.0	98	41973	No
116	GOM_NL__2PRFIN20100311_080536_000000362087_00336_41973_8791.N1	11-MAR-2010 08:05:36	Straylight	36.000	100	4Gam Crv	2.5800	13100.	72	41973	No
117	GOM_NL__2PRFIN20100311_081508_000000412087_00336_41973_8792.N1	11-MAR-2010 08:15:08	Bright	40.500	22	32Alp Leo	1.3600	15200.	81	41973	No
118	GOM_NL__2PRFIN20100311_081729_000000552087_00336_41973_8793.N1	11-MAR-2010 08:17:29	Bright	55.000	51	41Gam1Leo	2.0100	4500.0	110	41973	No
119	GOM_NL__2PRFIN20100311_082537_000000432087_00336_41973_8794.N1	11-MAR-2010 08:25:37	Bright	43.000	174	52Psi UMa	3.0040	4400.0	86	41973	No
120	GOM_NL__2PRFIN20100311_082842_000000392087_00336_41973_8795.N1	11-MAR-2010 08:28:42	Bright	38.500	82	48Bet UMa	2.3650	10600.	77	41973	No
121	GOM_NL__2PRFIN20100311_083009_000000432087_00336_41973_8796.N1	11-MAR-2010 08:30:09	Bright	43.000	36	50Alp UMa	1.8000	6300.0	86	41973	No
122	GOM_NL__2PRFIN20100311_083217_000000472087_00336_41973_8797.N1	11-MAR-2010 08:32:17	Bright	47.000	32	77Eps UMa	1.7630	11000.	94	41973	No
123	GOM_NL__2PRFIN20100311_083720_000000422087_00336_41973_8798.N1	11-MAR-2010 08:37:20	Bright	42.000	60	7Bet UMi	2.0810	3950.0	84	41973	No
124	GOM_NL__2PRFIN20100311_084140_000000482087_00336_41973_8799.N1	11-MAR-2010 08:41:40	Bright	48.000	119	14Eta Dra	2.7270	4700.0	96	41973	No
125	GOM_NL__2PRFIN20100311_085016_000000382087_00336_41973_8800.N1	11-MAR-2010 08:50:16	Bright	37.500	144	18Del Cyg	2.8600	11000.	75	41973	No
126	GOM_NL__2PRFIN20100311_085137_000000372087_00336_41973_8801.N1	11-MAR-2010 08:51:37	Bright	36.500	66	37Gam Cyg	2.2080	5900.0	73	41973	No
127	GOM_NL__2PRFIN20100311_090052_000000502087_00336_41973_8802.N1	11-MAR-2010 09:00:52	Tw_i_and_stray	50.000	168	17Zet Aql	2.9860	11000.	100	41973	No
128	GOM_NL__2PRFIN20100311_091104_000000472087_00336_41973_8803.N1	11-MAR-2010 09:11:04	Dark	47.000	155	41Pi Sgr	2.9000	6600.0	94	41973	No
129	GOM_NL__2PRFIN20100311_091302_000000432087_00336_41973_8804.N1	11-MAR-2010 09:13:02	Dark	42.500	57	34Sig Sgr	2.0660	26000.	85	41973	No
130	GOM_NL__2PRFIN20100311_091623_000000512087_00336_41973_8805.N1	11-MAR-2010 09:16:23	Dark	51.000	38	20Eps Sgr	1.8360	11000.	102	41973	No
131	GOM_NL__2PRFIN20100311_091947_000000492087_00336_41973_8806.N1	11-MAR-2010 09:19:47	Dark	49.000	25	35Lam Sco	1.6200	28000.	98	41973	No
132	GOM_NL__2PRFIN20100311_092139_000000422087_00337_41974_8791.N1	11-MAR-2010 09:21:39	Dark	42.000	147	Alp Ara	2.8770	26000.	84	41974	No
133	GOM_NL__2PRFIN20100311_092630_000000392087_00337_41974_8792.N1	11-MAR-2010 09:26:30	Dark	38.500	134	Bet TrA	2.8100	6600.0	77	41974	No
134	GOM_NL__2PRFIN20100311_092913_000000572087_00337_41974_8793.N1	11-MAR-2010 09:29:13	Dark	57.000	4	Alp1Cen	-0.010000	5800.0	114	41974	No
135	GOM_NL__2PRFIN20100311_093028_000000492087_00337_41974_8794.N1	11-MAR-2010 09:30:28	Dark	49.000	10	Bet Cen	0.61000	28000.	98	41974	No
136	GOM_NL__2PRFIN20100311_093228_000000452087_00337_41974_8795.N1	11-MAR-2010 09:32:28	Dark	44.500	77	Eps Cen	2.3030	28000.	89	41974	No
137	GOM_NL__2PRFIN20100311_093528_000000412087_00337_41974_8796.N1	11-MAR-2010 09:35:28	Straylight	41.000	64	Gam Cen	2.2000	10600.	82	41974	No
138	GOM_NL__2PRFIN20100311_093729_000000492087_00337_41974_8797.N1	11-MAR-2010 09:37:29	Straylight	49.000	123	lot Cen	2.7500	10200.	98	41974	No
139	GOM_NL__2PRFIN20100311_094341_000000292087_00337_41974_8798.N1	11-MAR-2010 09:43:41	Straylight	29.000	106	9Bet Crv	2.6480	5600.0	58	41974	No
140	GOM_NL__2PRFIN20100311_094612_000000422087_00337_41974_8799.N1	11-MAR-2010 09:46:12	Straylight	41.500	100	4Gam Crv	2.5800	13100.	83	41974	No
141	GOM_NL__2PRFIN20100311_095544_000000532087_00337_41974_8800.N1	11-MAR-2010 09:55:44	Bright	53.000	22	32Alp Leo	1.3600	15200.	106	41974	No
142	GOM_NL__2PRFIN20100311_095805_000000412087_00337_41974_8801.N1	11-MAR-2010 09:58:05	Bright	40.500	51	41Gam1Leo	2.0100	4500.0	81	41974	No
143	GOM_NL__2PRFIN20100311_100613_000000422087_00337_41974_8802.N1	11-MAR-2010 10:06:13	Bright	41.500	174	52Psi UMa	3.0040	4400.0	83	41974	No
144	GOM_NL__2PRFIN20100311_100917_000000392087_00337_41974_8803.N1	11-MAR-2010 10:09:17	Bright	39.000	82	48Bet UMa	2.3650	10600.	78	41974	No
145	GOM_NL__2PRFIN20100311_101045_000000422087_00337_41974_8804.N1	11-MAR-2010 10:10:45	Bright	41.500	36	50Alp UMa	1.8000	6300.0	83	41974	No
146	GOM_NL__2PRFIN20100311_101252_000000472087_00337_41974_8805.N1	11-MAR-2010 10:12:52	Bright	46.500	32	77Eps UMa	1.7630	11000.	93	41974	No
147	GOM_NL__2PRFIN20100311_101755_000000412087_00337_41974_8806.N1	11-MAR-2010 10:17:55	Bright	41.000	60	7Bet UMi	2.0810	3950.0	82	41974	No
148	GOM_NL__2PRFIN20100311_102215_000000492087_00337_41974_8807.N1	11-MAR-2010 10:22:15	Bright	48.500	119	14Eta Dra	2.7270	4700.0	97	41974	No
149	GOM_NL__2PRFIN20100311_103051_000000422087_00337_41974_8808.N1	11-MAR-2010 10:30:51	Bright	41.500	144	18Del Cyg	2.8600	11000.	83	41974	No
150	GOM_NL__2PRFIN20100311_103212_000000362087_00337_41974_8809.N1	11-MAR-2010 10:32:12	Bright	36.000	66	37Gam Cyg	2.2080	5900.0	72	41974	No
151	GOM_NL__2PRFIN20100311_104128_000000492087_00337_41974_8810.N1	11-MAR-2010 10:41:28	Tw_i_and_stray	49.000	168	17Zet Aql	2.9860	11000.	98	41974	No
152	GOM_NL__2PRFIN20100311_105141_000000442087_00337_41974_8811.N1	11-MAR-2010 10:51:41	Dark	43.500	155	41Pi Sgr	2.9000	6600.0	87	41974	No
153	GOM_NL__2PRFIN20100311_105339_000000442087_00337_41974_8812.N1	11-MAR-2010 10:53:39	Dark	43.500	57	34Sig Sgr	2.0660	26000.	87	41974	No
154	GOM_NL__2PRFIN20100311_105700_000000532087_00337_41974_8813.N1	11-MAR-2010 10:57:00	Dark	52.500	38	20Eps Sgr	1.8360	11000.	105	41974	No
155	GOM_NL__2PRFIN20100311_110023_000000572087_00337_41974_8814.N1	11-MAR-2010 11:00:23	Dark	56.500	25	35Lam Sco	1.6200	28000.	113	41974	No
156	GOM_NL__2PRFIN20100311_110216_000000412087_00338_41975_8822.N1	11-MAR-2010 11:02:16	Dark	41.000	147	Alp Ara	2.8770	26000.	82	41975	No
157	GOM_NL__2PRFIN20100311_110707_000000402087_00338_41975_8823.N1	11-MAR-2010 11:07:07	Dark	39.500	134	Bet TrA	2.8100	6600.0	79	41975	No
158	GOM_NL__2PRFIN20100311_110949_000000572087_00338_41975_8824.N1	11-MAR-2010 11:09:49	Dark	57.000	4	Alp1Cen	-0.010000	5800.0	114	41975	No
159	GOM_NL__2PRFIN20100311_111105_000000512087_00338_41975_8825.N1	11-MAR-2010 11:11:05	Dark	50.500	10	Bet Cen	0.61000	28000.	101	41975	No
160	GOM_NL__2PRFIN20100311_111305_000000432087_00338_41975_8826.N1	11-MAR-2010 11:13:05	Dark	42.500	77	Eps Cen	2.3030	28000.	85	41975	No

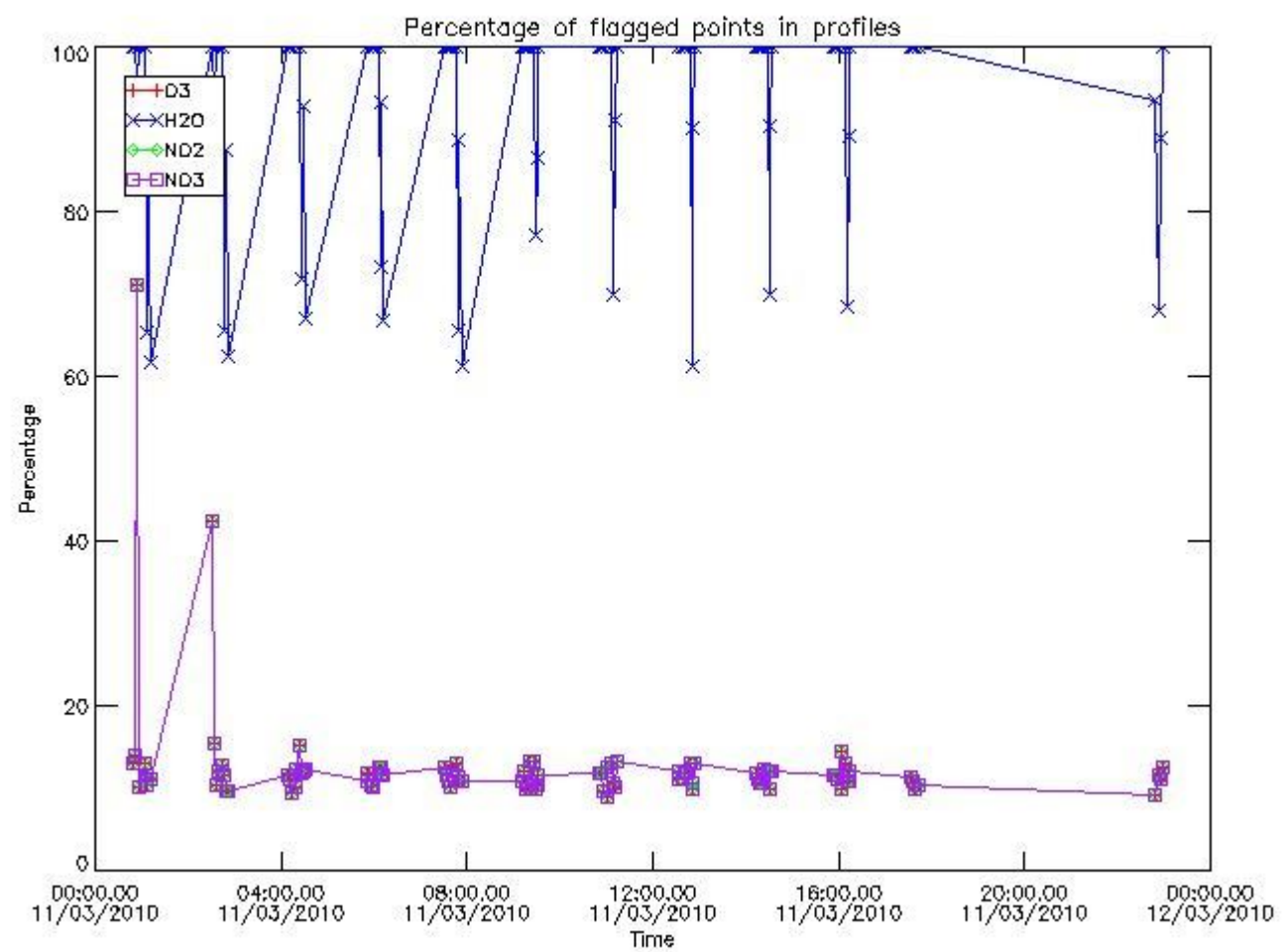
161	GOM_NL__2PRFIN20100311_111605_000000412087_00338_41975_8827.N1	11-MAR-2010 11:16:05	Straylight	40.500	64	Gam Cen	2.2000	10600.	81	41975	No
162	GOM_NL__2PRFIN20100311_111805_000000492087_00338_41975_8828.N1	11-MAR-2010 11:18:05	Straylight	49.000	123	lot Cen	2.7500	10200.	98	41975	No
163	GOM_NL__2PRFIN20100311_112418_000000292087_00338_41975_8829.N1	11-MAR-2010 11:24:18	Straylight	29.000	106	9Bet Crv	2.6480	5600.0	58	41975	No
164	GOM_NL__2PRFIN20100311_112648_000000422087_00338_41975_8830.N1	11-MAR-2010 11:26:48	Straylight	42.000	100	4Gam Crv	2.5800	13100.	84	41975	No
165	GOM_NL__2PRFIN20100311_113620_000000402087_00338_41975_8831.N1	11-MAR-2010 11:36:20	Bright	40.000	22	32Alp Leo	1.3600	15200.	80	41975	No
166	GOM_NL__2PRFIN20100311_113841_000000402087_00338_41975_8832.N1	11-MAR-2010 11:38:41	Bright	40.000	51	41Gam1Leo	2.0100	4500.0	80	41975	No
167	GOM_NL__2PRFIN20100311_114648_000000432087_00338_41975_8833.N1	11-MAR-2010 11:46:48	Bright	42.500	174	52Psi UMa	3.0040	4400.0	85	41975	No
168	GOM_NL__2PRFIN20100311_114953_000000392087_00338_41975_8834.N1	11-MAR-2010 11:49:53	Bright	38.500	82	48Bet UMa	2.3650	10600.	77	41975	No
169	GOM_NL__2PRFIN20100311_115120_000000392087_00338_41975_8835.N1	11-MAR-2010 11:51:20	Bright	39.000	36	50Alp UMa	1.8000	6300.0	78	41975	No
170	GOM_NL__2PRFIN20100311_115327_000000472087_00338_41975_8836.N1	11-MAR-2010 11:53:27	Bright	47.000	32	77Eps UMa	1.7630	11000.	94	41975	No
171	GOM_NL__2PRFIN20100311_115830_000000432087_00338_41975_8837.N1	11-MAR-2010 11:58:30	Bright	43.000	60	7Bet UMi	2.0810	3950.0	86	41975	No
172	GOM_NL__2PRFIN20100311_120251_000000502087_00338_41975_8838.N1	11-MAR-2010 12:02:51	Bright	49.500	119	14Eta Dra	2.7270	4700.0	99	41975	No
173	GOM_NL__2PRFIN20100311_121128_000000382087_00338_41975_8839.N1	11-MAR-2010 12:11:28	Bright	37.500	144	18Del Cyg	2.8600	11000.	75	41975	No
174	GOM_NL__2PRFIN20100311_121249_000000462087_00338_41975_8840.N1	11-MAR-2010 12:12:49	Bright	45.500	66	37Gam Cyg	2.2080	5900.0	91	41975	No
175	GOM_NL__2PRFIN20100311_122205_000000502087_00338_41975_8841.N1	11-MAR-2010 12:22:05	Tw_i_and_stray	49.500	168	17Zet Aql	2.9860	11000.	99	41975	No
176	GOM_NL__2PRFIN20100311_123217_000000472087_00338_41975_8842.N1	11-MAR-2010 12:32:17	Dark	46.500	155	41Pi Sgr	2.9000	6600.0	93	41975	No
177	GOM_NL__2PRFIN20100311_123415_000000462087_00338_41975_8843.N1	11-MAR-2010 12:34:15	Dark	45.500	57	34Sig Sgr	2.0660	26000.	91	41975	No
178	GOM_NL__2PRFIN20100311_123737_000000512087_00338_41975_8844.N1	11-MAR-2010 12:37:37	Dark	50.500	38	20Eps Sgr	1.8360	11000.	101	41975	No
179	GOM_NL__2PRFIN20100311_124100_000000512087_00338_41975_8845.N1	11-MAR-2010 12:41:00	Dark	51.000	25	35Lam Sco	1.6200	28000.	102	41975	No
180	GOM_NL__2PRFIN20100311_124253_000000432087_00339_41976_8834.N1	11-MAR-2010 12:42:53	Dark	43.000	147	Alp Ara	2.8770	26000.	86	41976	No
181	GOM_NL__2PRFIN20100311_124743_000000392087_00339_41976_8835.N1	11-MAR-2010 12:47:43	Dark	39.000	134	Bet TrA	2.8100	6600.0	78	41976	No
182	GOM_NL__2PRFIN20100311_125025_000000482087_00339_41976_8836.N1	11-MAR-2010 12:50:25	Dark	48.000	4	Alp1Cen	-0.010000	5800.0	96	41976	No
183	GOM_NL__2PRFIN20100311_125141_000000522087_00339_41976_8837.N1	11-MAR-2010 12:51:41	Dark	51.500	10	Bet Cen	0.61000	28000.	103	41976	No
184	GOM_NL__2PRFIN20100311_125341_000000432087_00339_41976_8838.N1	11-MAR-2010 12:53:41	Dark	43.000	77	Eps Cen	2.3030	28000.	86	41976	No
185	GOM_NL__2PRFIN20100311_125641_000000422087_00339_41976_8839.N1	11-MAR-2010 12:56:41	Straylight	41.500	64	Gam Cen	2.2000	10600.	83	41976	No
186	GOM_NL__2PRFIN20100311_125842_000000502087_00339_41976_8840.N1	11-MAR-2010 12:58:42	Straylight	50.000	123	lot Cen	2.7500	10200.	100	41976	No
187	GOM_NL__2PRFIN20100311_130454_000000342087_00339_41976_8841.N1	11-MAR-2010 13:04:54	Straylight	34.000	106	9Bet Crv	2.6480	5600.0	68	41976	No
188	GOM_NL__2PRFIN20100311_130724_000000472087_00339_41976_8842.N1	11-MAR-2010 13:07:24	Straylight	47.000	100	4Gam Crv	2.5800	13100.	94	41976	No
189	GOM_NL__2PRFIN20100311_131656_000000402087_00339_41976_8843.N1	11-MAR-2010 13:16:56	Bright	39.500	22	32Alp Leo	1.3600	15200.	79	41976	No
190	GOM_NL__2PRFIN20100311_131916_000000422087_00339_41976_8844.N1	11-MAR-2010 13:19:16	Bright	41.500	51	41Gam1Leo	2.0100	4500.0	83	41976	No
191	GOM_NL__2PRFIN20100311_132723_000000422087_00339_41976_8845.N1	11-MAR-2010 13:27:23	Bright	41.500	174	52Psi UMa	3.0040	4400.0	83	41976	No
192	GOM_NL__2PRFIN20100311_133028_000000372087_00339_41976_8846.N1	11-MAR-2010 13:30:28	Bright	37.000	82	48Bet UMa	2.3650	10600.	74	41976	No
193	GOM_NL__2PRFIN20100311_133156_000000402087_00339_41976_8847.N1	11-MAR-2010 13:31:56	Bright	40.000	36	50Alp UMa	1.8000	6300.0	80	41976	No
194	GOM_NL__2PRFIN20100311_133403_000000482087_00339_41976_8848.N1	11-MAR-2010 13:34:03	Bright	47.500	32	77Eps UMa	1.7630	11000.	95	41976	No
195	GOM_NL__2PRFIN20100311_133906_000000372087_00339_41976_8849.N1	11-MAR-2010 13:39:06	Bright	37.000	60	7Bet UMi	2.0810	3950.0	74	41976	No
196	GOM_NL__2PRFIN20100311_134326_000000482087_00339_41976_8850.N1	11-MAR-2010 13:43:26	Bright	48.000	119	14Eta Dra	2.7270	4700.0	96	41976	No
197	GOM_NL__2PRFIN20100311_135203_000000402087_00339_41976_8851.N1	11-MAR-2010 13:52:03	Bright	40.000	144	18Del Cyg	2.8600	11000.	80	41976	No
198	GOM_NL__2PRFIN20100311_135325_000000362087_00339_41976_8852.N1	11-MAR-2010 13:53:25	Bright	36.000	66	37Gam Cyg	2.2080	5900.0	72	41976	No
199	GOM_NL__2PRFIN20100311_140307_000000572087_00339_41976_8853.N1	11-MAR-2010 14:03:07	Bright	57.000	11	53Alp Aql	0.76500	8000.0	114	41976	No
200	GOM_NL__2PRFIN20100311_141254_000000432087_00339_41976_8854.N1	11-MAR-2010 14:12:54	Dark	43.000	155	41Pi Sgr	2.9000	6600.0	86	41976	No
201	GOM_NL__2PRFIN20100311_141452_000000462087_00339_41976_8855.N1	11-MAR-2010 14:14:52	Dark	46.000	57	34Sig Sgr	2.0660	26000.	92	41976	No
202	GOM_NL__2PRFIN20100311_141813_000000492087_00339_41976_8856.N1	11-MAR-2010 14:18:13	Dark	48.500	38	20Eps Sgr	1.8360	11000.	97	41976	No
203	GOM_NL__2PRFIN20100311_142137_000000492087_00339_41976_8857.N1	11-MAR-2010 14:21:37	Dark	48.500	25	35Lam Sco	1.6200	28000.	97	41976	No
204	GOM_NL__2PRFIN20100311_142329_000000422087_00340_41977_8842.N1	11-MAR-2010 14:23:29	Dark	41.500	147	Alp Ara	2.8770	26000.	83	41977	No
205	GOM_NL__2PRFIN20100311_142819_000000432087_00340_41977_8843.N1	11-MAR-2010 14:28:19	Dark	42.500	134	Bet TrA	2.8100	6600.0	85	41977	No
206	GOM_NL__2PRFIN20100311_143102_000000572087_00340_41977_8844.N1	11-MAR-2010 14:31:02	Dark	57.000	4	Alp1Cen	-0.010000	5800.0	114	41977	No
207	GOM_NL__2PRFIN20100311_143218_000000422087_00340_41977_8845.N1	11-MAR-2010 14:32:18	Dark	42.000	10	Bet Cen	0.61000	28000.	84	41977	No
208	GOM_NL__2PRFIN20100311_143418_000000432087_00340_41977_8846.N1	11-MAR-2010 14:34:18	Dark	42.500	77	Eps Cen	2.3030	28000.	85	41977	No
209	GOM_NL__2PRFIN20100311_143717_000000442087_00340_41977_8847.N1	11-MAR-2010 14:37:17	Straylight	44.000	64	Gam Cen	2.2000	10600.	88	41977	No
210	GOM_NL__2PRFIN20100311_143919_000000522087_00340_41977_8848.N1	11-MAR-2010 14:39:19	Straylight	51.500	123	lot Cen	2.7500	10200.	103	41977	No
211	GOM_NL__2PRFIN20100311_144530_000000342087_00340_41977_8849.N1	11-MAR-2010 14:45:30	Straylight	34.000	106	9Bet Crv	2.6480	5600.0	68	41977	No
212	GOM_NL__2PRFIN20100311_144800_000000472087_00340_41977_8850.N1	11-MAR-2010 14:48:00	Straylight	47.000	100	4Gam Crv	2.5800	13100.	94	41977	No
213	GOM_NL__2PRFIN20100311_145732_000000402087_00340_41977_8851.N1	11-MAR-2010 14:57:32	Bright	39.500	22	32Alp Leo	1.3600	15200.	79	41977	No
214	GOM_NL__2PRFIN20100311_145952_000000402087_00340_41977_8852.N1	11-MAR-2010 14:59:52	Bright	39.500	51	41Gam1Leo	2.0100	4500.0	79	41977	No
215	GOM_NL__2PRFIN20100311_150759_000000392087_00340_41977_8853.N1	11-MAR-2010 15:07:59	Bright	39.000	174	52Psi UMa	3.0040	4400.0	78	41977	No
216	GOM_NL__2PRFIN20100311_151104_000000372087_00340_41977_8854.N1	11-MAR-2010 15:11:04	Bright	37.000	82	48Bet UMa	2.3650	10600.	74	41977	No
217	GOM_NL__2PRFIN20100311_151231_000000392087_00340_41977_8855.N1	11-MAR-2010 15:12:31	Bright	39.000	36	50Alp UMa	1.8000	6300.0	78	41977	No
218	GOM_NL__2PRFIN20100311_151437_000000482087_00340_41977_8856.N1	11-MAR-2010 15:14:37	Bright	47.500	32	77Eps UMa	1.7630	11000.	95	41977	No
219	GOM_NL__2PRFIN20100311_151942_000000402087_00340_41977_8857.N1	11-MAR-2010 15:19:42	Bright	40.000	60	7Bet UMi	2.0810	3950.0	80	41977	No

220	GOM_NL__2PRFIN20100311_152402_000000492087_00340_41977_8858.N1	11-MAR-2010 15:24:02	Bright	48.500	119	14Eta Dra	2.7270	4700.0	97	41977	No
221	GOM_NL__2PRFIN20100311_153239_000000372087_00340_41977_8859.N1	11-MAR-2010 15:32:39	Bright	37.000	144	18Del Cyg	2.8600	11000.	74	41977	No
222	GOM_NL__2PRFIN20100311_153401_000000342087_00340_41977_8860.N1	11-MAR-2010 15:34:01	Bright	34.000	66	37Gam Cyg	2.2080	5900.0	68	41977	No
223	GOM_NL__2PRFIN20100311_154343_000000512087_00340_41977_8861.N1	11-MAR-2010 15:43:43	Bright	50.500	11	53Alp Aql	0.76500	8000.0	101	41977	No
224	GOM_NL__2PRFIN20100311_155331_000000442087_00340_41977_8862.N1	11-MAR-2010 15:53:31	Dark	44.000	155	41Pi Sgr	2.9000	6600.0	88	41977	No
225	GOM_NL__2PRFIN20100311_155529_000000452087_00340_41977_8863.N1	11-MAR-2010 15:55:29	Dark	44.500	57	34Sig Sgr	2.0660	26000.	89	41977	No
226	GOM_NL__2PRFIN20100311_155850_000000462087_00340_41977_8864.N1	11-MAR-2010 15:58:50	Dark	46.000	38	20Eps Sgr	1.8360	11000.	92	41977	No
227	GOM_NL__2PRFIN20100311_160214_000000522087_00340_41977_8865.N1	11-MAR-2010 16:02:14	Dark	51.500	25	35Lam Sco	1.6200	28000.	103	41977	No
228	GOM_NL__2PRFIN20100311_160406_000000422087_00341_41978_8850.N1	11-MAR-2010 16:04:06	Dark	42.000	147	Alp Ara	2.8770	26000.	84	41978	No
229	GOM_NL__2PRFIN20100311_160856_000000402087_00341_41978_8851.N1	11-MAR-2010 16:08:56	Dark	39.500	134	Bet TrA	2.8100	6600.0	79	41978	No
230	GOM_NL__2PRFIN20100311_161138_000000472087_00341_41978_8852.N1	11-MAR-2010 16:11:38	Dark	46.500	4	Alp1Cen	-0.010000	5800.0	93	41978	No
231	GOM_NL__2PRFIN20100311_161254_000000472087_00341_41978_8853.N1	11-MAR-2010 16:12:54	Dark	46.500	10	Bet Cen	0.61000	28000.	93	41978	No
232	GOM_NL__2PRFIN20100311_161455_000000422087_00341_41978_8854.N1	11-MAR-2010 16:14:55	Dark	42.000	77	Eps Cen	2.3030	28000.	84	41978	No
233	GOM_NL__2PRFIN20100311_161754_000000452087_00341_41978_8855.N1	11-MAR-2010 16:17:54	Straylight	45.000	64	Gam Cen	2.2000	10600.	90	41978	No
234	GOM_NL__2PRFIN20100311_161955_000000512087_00341_41978_8856.N1	11-MAR-2010 16:19:55	Straylight	50.500	123	lot Cen	2.7500	10200.	101	41978	No
235	GOM_NL__2PRFIN20100311_162606_000000392087_00341_41978_8857.N1	11-MAR-2010 16:26:06	Straylight	39.000	106	9Bet Crv	2.6480	5600.0	78	41978	No
236	GOM_NL__2PRFIN20100311_162836_000000532087_00341_41978_8858.N1	11-MAR-2010 16:28:36	Straylight	53.000	100	4Gam Crv	2.5800	13100.	106	41978	No
237	GOM_NL__2PRFIN20100311_163808_000000392087_00341_41978_8859.N1	11-MAR-2010 16:38:08	Bright	39.000	22	32Alp Leo	1.3600	15200.	78	41978	No
238	GOM_NL__2PRFIN20100311_164028_000000402087_00341_41978_8860.N1	11-MAR-2010 16:40:28	Bright	39.500	51	41Gam1Leo	2.0100	4500.0	79	41978	No
239	GOM_NL__2PRFIN20100311_164835_000000422087_00341_41978_8861.N1	11-MAR-2010 16:48:35	Bright	41.500	174	52Psi UMa	3.0040	4400.0	83	41978	No
240	GOM_NL__2PRFIN20100311_165140_000000402087_00341_41978_8862.N1	11-MAR-2010 16:51:40	Bright	39.500	82	48Bet UMa	2.3650	10600.	79	41978	No
241	GOM_NL__2PRFIN20100311_165307_000000382087_00341_41978_8863.N1	11-MAR-2010 16:53:07	Bright	37.500	36	50Alp UMa	1.8000	6300.0	75	41978	No
242	GOM_NL__2PRFIN20100311_165513_000000462087_00341_41978_8864.N1	11-MAR-2010 16:55:13	Bright	45.500	32	77Eps UMa	1.7630	11000.	91	41978	No
243	GOM_NL__2PRFIN20100311_170018_000000442087_00341_41978_8865.N1	11-MAR-2010 17:00:18	Bright	44.000	60	7Bet UMi	2.0810	3950.0	88	41978	No
244	GOM_NL__2PRFIN20100311_170437_000000452087_00341_41978_8866.N1	11-MAR-2010 17:04:37	Bright	45.000	119	14Eta Dra	2.7270	4700.0	90	41978	No
245	GOM_NL__2PRFIN20100311_171017_000000532087_00341_41978_8867.N1	11-MAR-2010 17:10:17	Bright	52.500	69	33Gam Dra	2.2310	3800.0	105	41978	No
246	GOM_NL__2PRFIN20100311_171315_000000372087_00341_41978_8868.N1	11-MAR-2010 17:13:15	Bright	37.000	144	18Del Cyg	2.8600	11000.	74	41978	No
247	GOM_NL__2PRFIN20100311_171437_000000362087_00341_41978_8869.N1	11-MAR-2010 17:14:37	Bright	35.500	66	37Gam Cyg	2.2080	5900.0	71	41978	No
248	GOM_NL__2PRFIN20100311_172354_000000502087_00341_41978_8870.N1	11-MAR-2010 17:23:54	Tw_i_and_stray	50.000	168	17Zet Aql	2.9860	11000.	100	41978	No
249	GOM_NL__2PRFIN20100311_173407_000000452087_00341_41978_8871.N1	11-MAR-2010 17:34:07	Dark	45.000	155	41Pi Sgr	2.9000	6600.0	90	41978	No
250	GOM_NL__2PRFIN20100311_173605_000000472087_00341_41978_8872.N1	11-MAR-2010 17:36:05	Dark	47.000	57	34Sig Sgr	2.0660	26000.	94	41978	No
251	GOM_NL__2PRFIN20100311_173927_000000522087_00341_41978_8873.N1	11-MAR-2010 17:39:27	Dark	51.500	38	20Eps Sgr	1.8360	11000.	103	41978	No
252	GOM_NL__2PRFIN20100311_174251_000000492087_00341_41978_8874.N1	11-MAR-2010 17:42:51	Dark	48.500	25	35Lam Sco	1.6200	28000.	97	41978	No
253	GOM_NL__2PRFIN20100311_224738_000000552087_00345_41982_8885.N1	11-MAR-2010 22:47:38	Dark	55.000	75	26Eps Sco	2.2910	4250.0	110	41982	No
254	GOM_NL__2PRFIN20100311_225404_000000442087_00345_41982_8886.N1	11-MAR-2010 22:54:04	Dark	44.000	4	Alp1Cen	-0.010000	5800.0	88	41982	No
255	GOM_NL__2PRFIN20100311_225520_000000462087_00345_41982_8887.N1	11-MAR-2010 22:55:20	Dark	46.000	10	Bet Cen	0.61000	28000.	92	41982	No
256	GOM_NL__2PRFIN20100311_225720_000000412087_00345_41982_8888.N1	11-MAR-2010 22:57:20	Dark	41.000	77	Eps Cen	2.3030	28000.	82	41982	No
257	GOM_NL__2PRFIN20100311_230020_000000462087_00345_41982_8889.N1	11-MAR-2010 23:00:20	Straylight	45.500	64	Gam Cen	2.2000	10600.	91	41982	No
258	GOM_NL__2PRFIN20100311_230222_000000552087_00345_41982_8890.N1	11-MAR-2010 23:02:22	Straylight	54.500	123	lot Cen	2.7500	10200.	109	41982	No
259	GOM_NL__2PRFIN20100311_230831_000000552087_00345_41982_8891.N1	11-MAR-2010 23:08:31	Straylight	55.000	106	9Bet Crv	2.6480	5600.0	110	41982	No
260	GOM_NL__2PRFIN20100311_231100_000000522087_00345_41982_8892.N1	11-MAR-2010 23:11:00	Straylight	52.000	100	4Gam Crv	2.5800	13100.	104	41982	No
261	GOM_NL__2PRFIN20100311_232031_000000412087_00345_41982_8893.N1	11-MAR-2010 23:20:31	Bright	40.500	22	32Alp Leo	1.3600	15200.	81	41982	No
262	GOM_NL__2PRFIN20100311_232252_000000412087_00345_41982_8894.N1	11-MAR-2010 23:22:52	Bright	41.000	51	41Gam1Leo	2.0100	4500.0	82	41982	No
263	GOM_NL__2PRFIN20100311_233056_000000432087_00345_41982_8895.N1	11-MAR-2010 23:30:56	Bright	42.500	174	52Psi UMa	3.0040	4400.0	85	41982	No
264	GOM_NL__2PRFIN20100311_233402_000000432087_00345_41982_8896.N1	11-MAR-2010 23:34:02	Bright	43.000	82	48Bet UMa	2.3650	10600.	86	41982	No
265	GOM_NL__2PRFIN20100311_233530_000000402087_00345_41982_8897.N1	11-MAR-2010 23:35:30	Bright	39.500	36	50Alp UMa	1.8000	6300.0	79	41982	No
266	GOM_NL__2PRFIN20100311_233733_000000472087_00345_41982_8898.N1	11-MAR-2010 23:37:33	Bright	46.500	32	77Eps UMa	1.7630	11000.	93	41982	No
267	GOM_NL__2PRFIN20100311_234240_000000422087_00345_41982_8899.N1	11-MAR-2010 23:42:40	Bright	42.000	60	7Bet UMi	2.0810	3950.0	84	41982	No
268	GOM_NL__2PRFIN20100311_234658_000000482087_00345_41982_8900.N1	11-MAR-2010 23:46:58	Bright	47.500	119	14Eta Dra	2.7270	4700.0	95	41982	No
269	GOM_NL__2PRFIN20100311_235539_000000372087_00345_41982_8901.N1	11-MAR-2010 23:55:39	Bright	36.500	144	18Del Cyg	2.8600	11000.	73	41982	No
270	GOM_NL__2PRFIN20100311_235701_000000372087_00345_41982_8902.N1	11-MAR-2010 23:57:01	Bright	36.500	66	37Gam Cyg	2.2080	5900.0	73	41982	No

3. Quality information per product

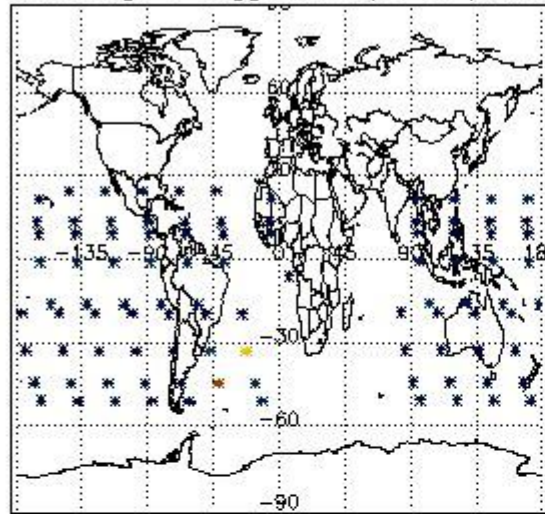
In this section it is plotted some information contained in the Quality Summary data set of the level 2 products. Only products in dark limb conditions and without errors (error flag in the MPH set to "0") are used.

3.1 Plot quality information per product (time dependant)

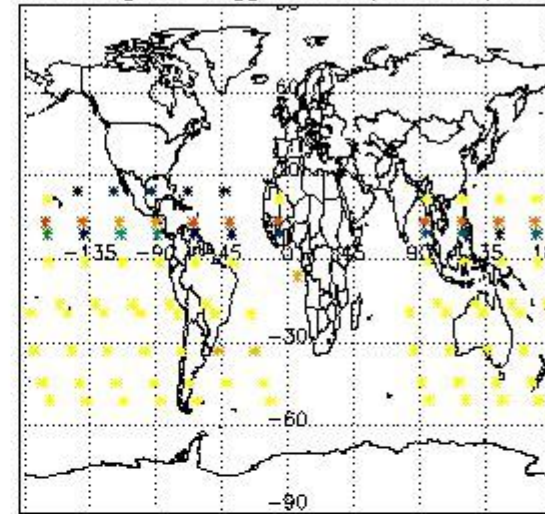


3.2 Plot quality information per product (world map)

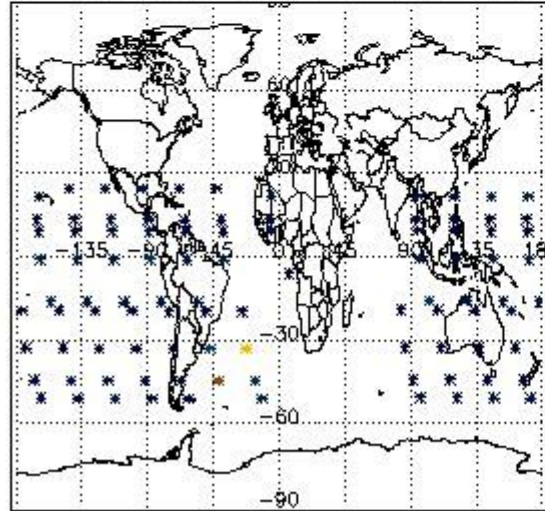
Percentage of flagged data per O3 profile



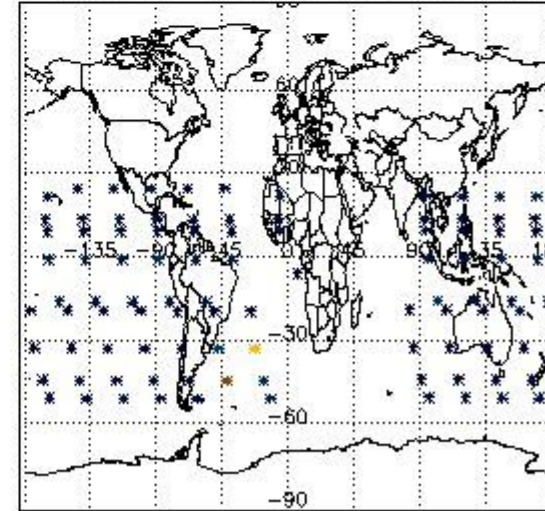
Percentage of flagged data per H2O profile



Percentage of flagged data per NO2 profile



Percentage of flagged data per NO3 profile

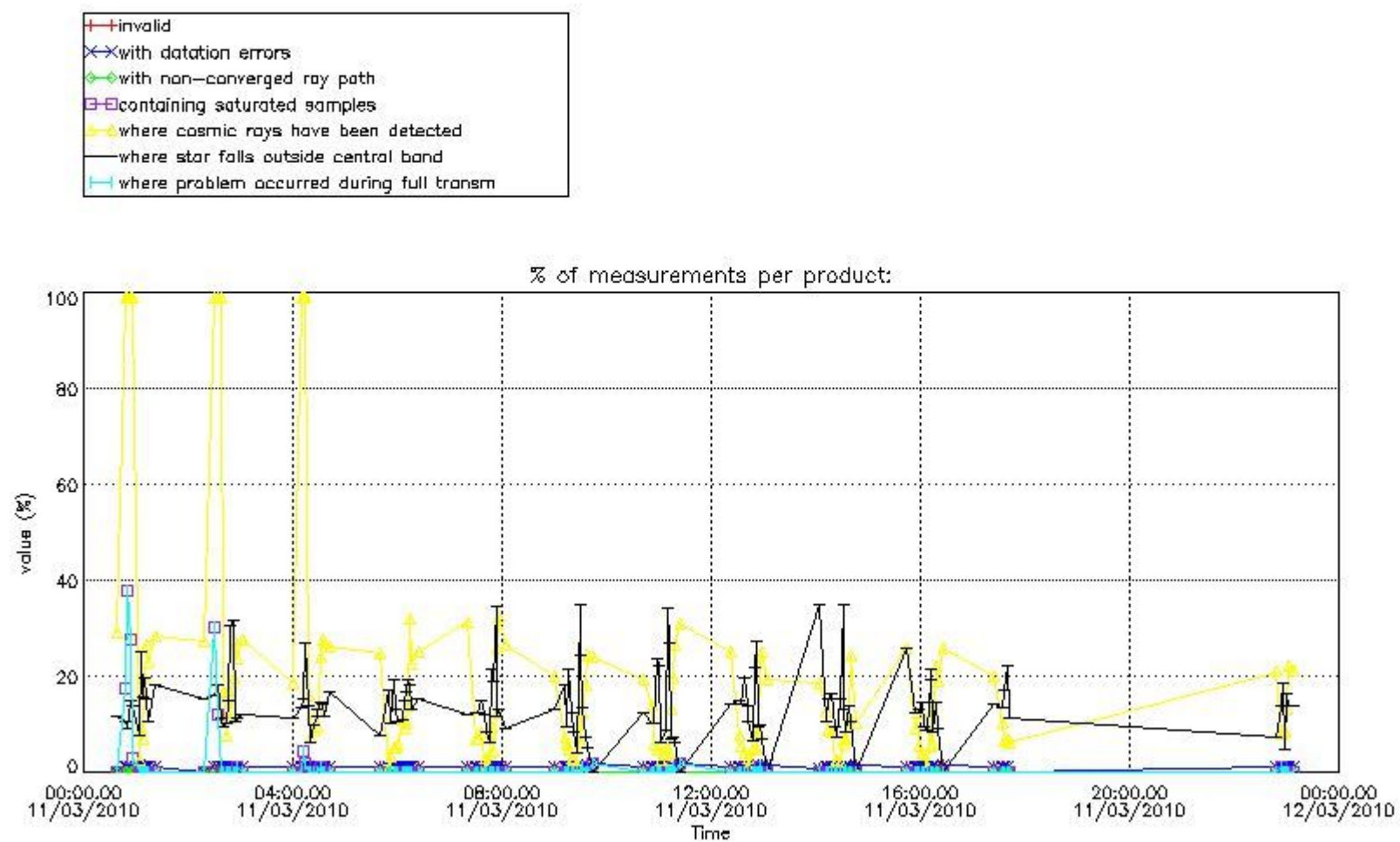


4. Level 1 quality information per product

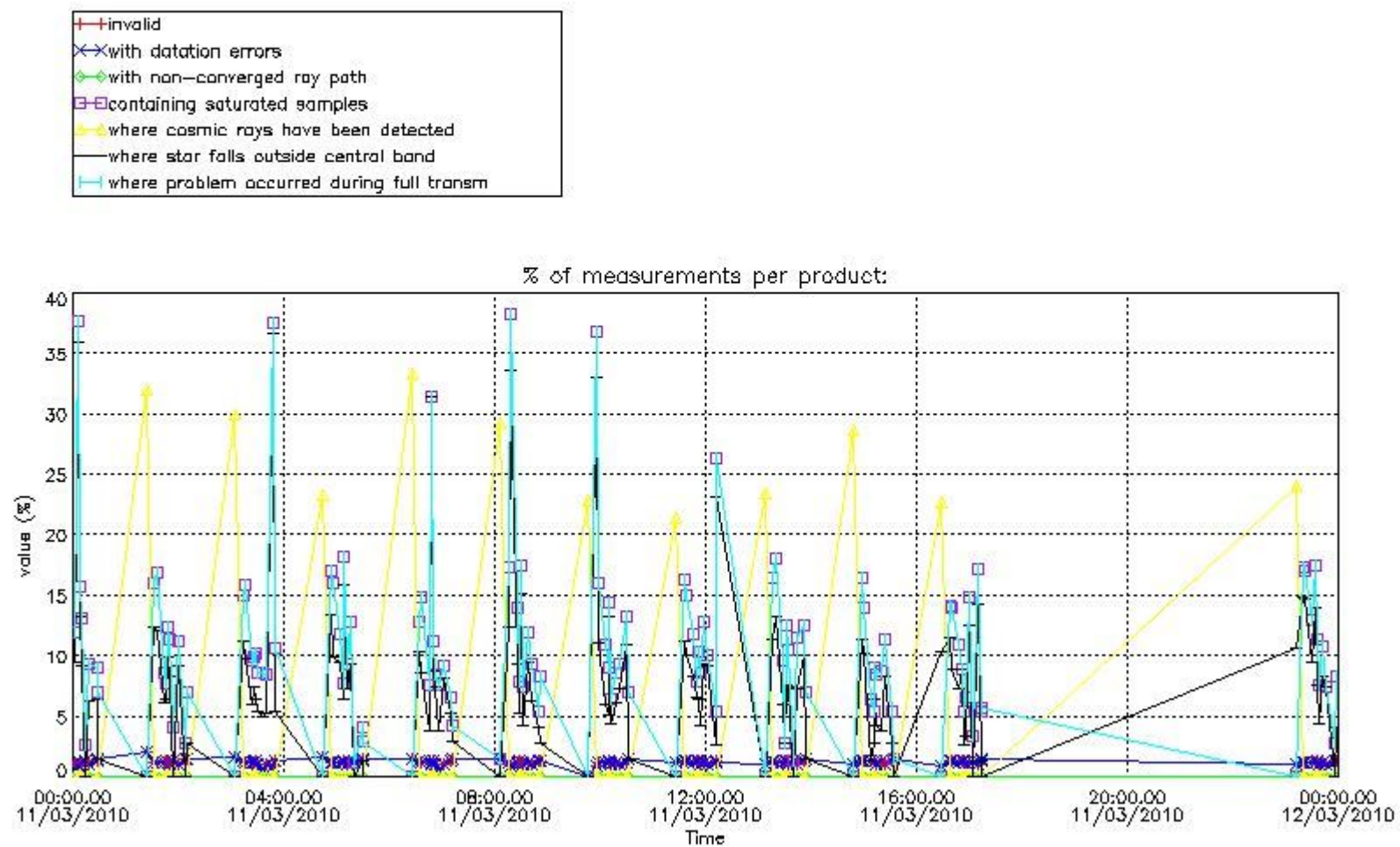
In this section it is plotted some information contained in the Quality Summary data set of the level 2 products that comes from the level 1b processing. Products without errors (error flag in the MPH set to "0") are used.

4.1 Plot quality information per product (time dependant) coming from level 1b processing

4.1.1 Plot level 1 quality information per product (time dependant): ENVISAT ASCENDING passes

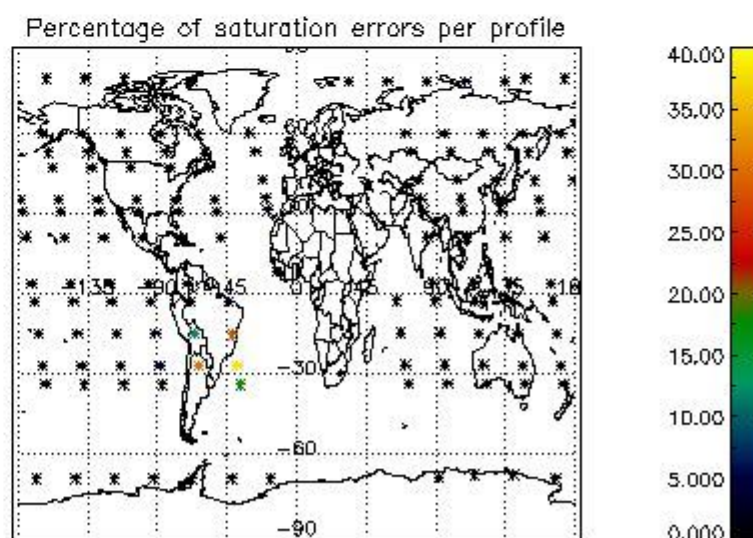
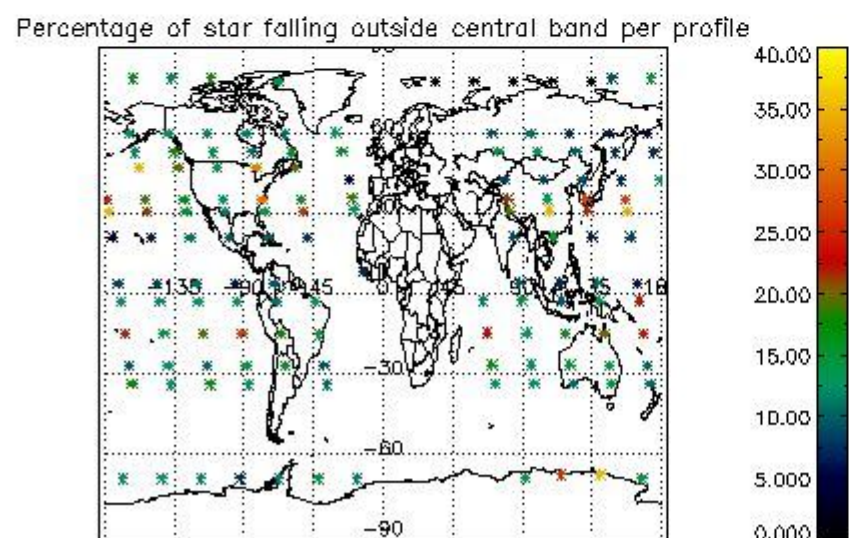
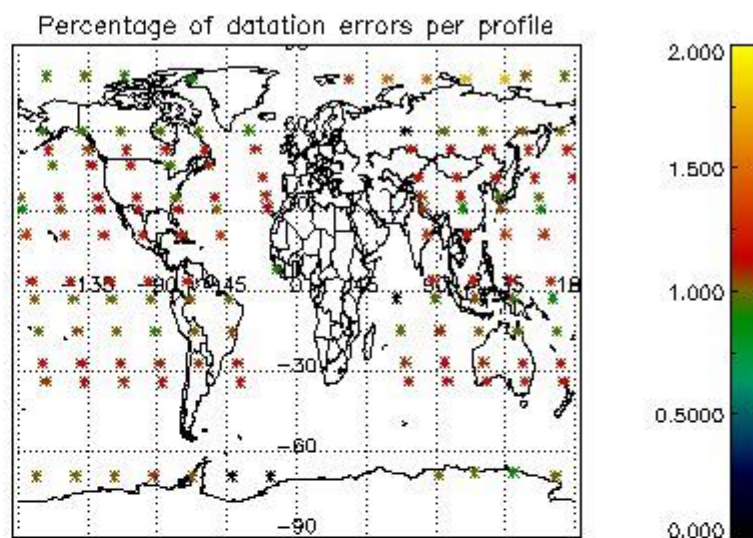
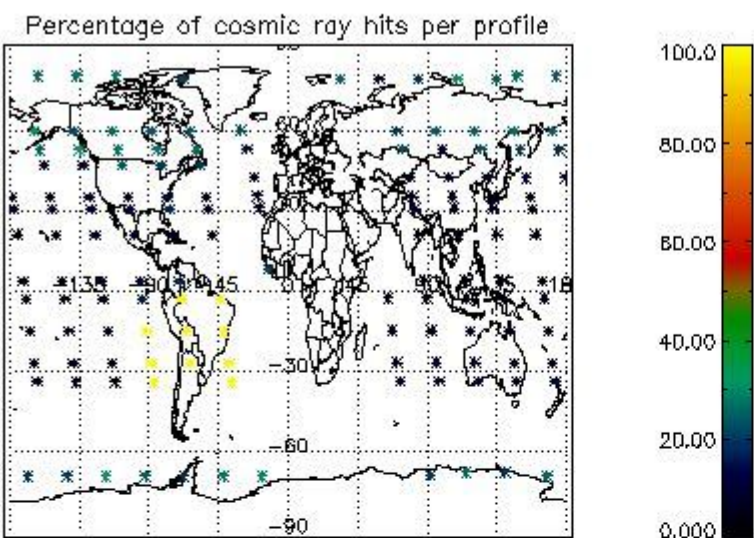


4.1.2 Plot level 1 quality information per product (time dependant): ENVI SAT DESCENDING passes

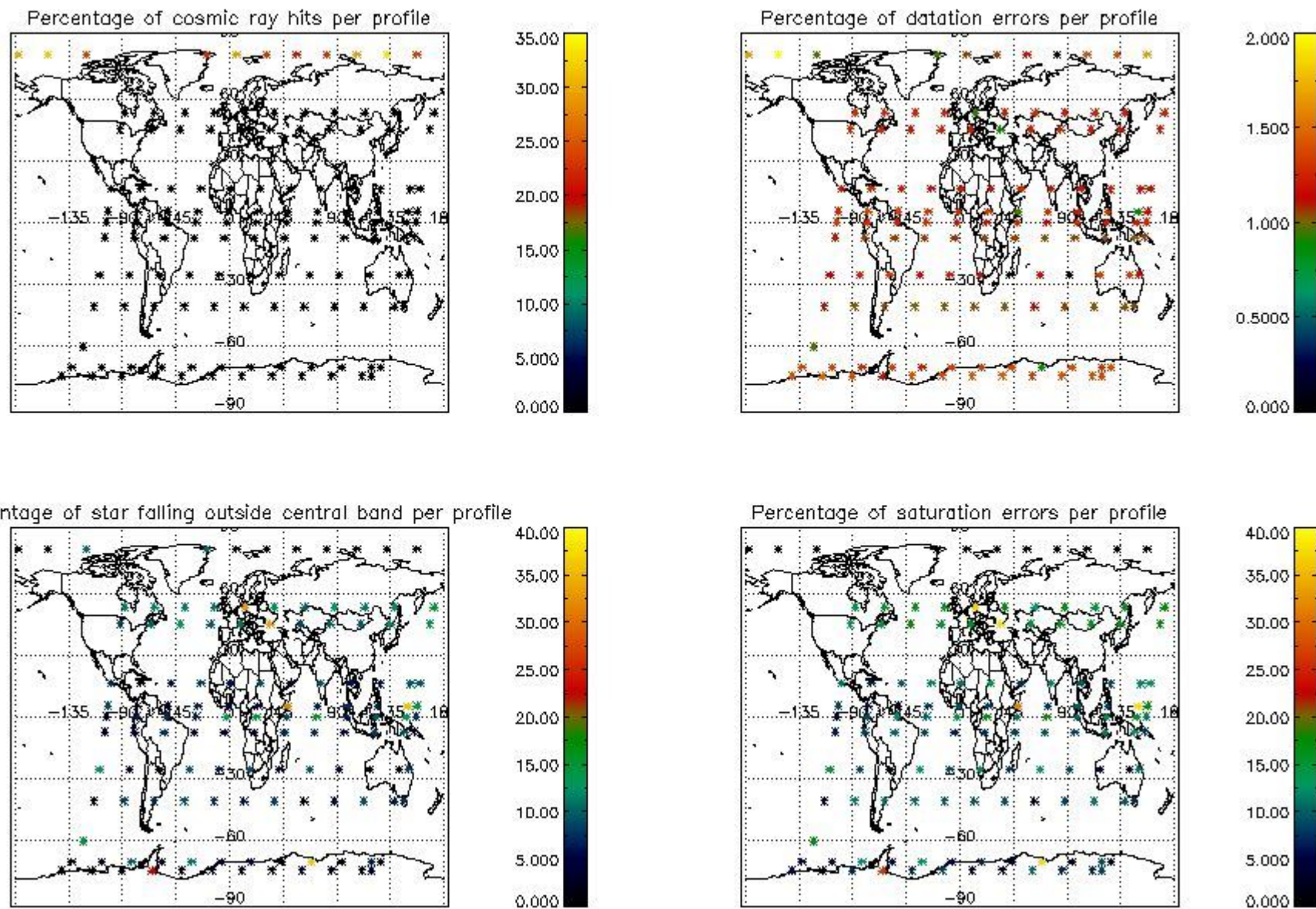


4.2 Plot quality information per product coming from level 1b processing (world map)

4.2.1 Plot level 1 quality information per product (world map): ENVISAT ASCENDING passes



4.2.2 Plot level 1 quality information per product (world map): ENVISAT DESCENDING passes



5. Trace gas profiles

5.1 Ozone statistics based on quality of products

The final quality of the products can be "measured" using the STD (Standard Deviation) attached to every point profile. This information is written to the parameter GOM_NL__2P/NL_LOCAL_SPECIES_DENSITY/o3_std of the level 2 products. The table below shows the statistics for given STD ranges.

The statistics are given with respect to the overall valid production:

- Products without fatal errors: GOM_NL__2P/MPH/PRODUCT_ERR=0
- Valid point profile: GOM_NL__2P/NL_LOCAL_SPECIES_DENSITY/pcd(0)=0

The 'Criteria' is applied to valid points of dark limb products:

- Products in dark limb illumination condition: GOM_NL__2P/NL_SUMMARY_QUALITY/obs_ill_cond=0
- Products without fatal errors: GOM_NL__2P/MPH/PRODUCT_ERR=0
- Valid point profile: GOM_NL__2P/NL_LOCAL_SPECIES_DENSITY/pcd(0)=0

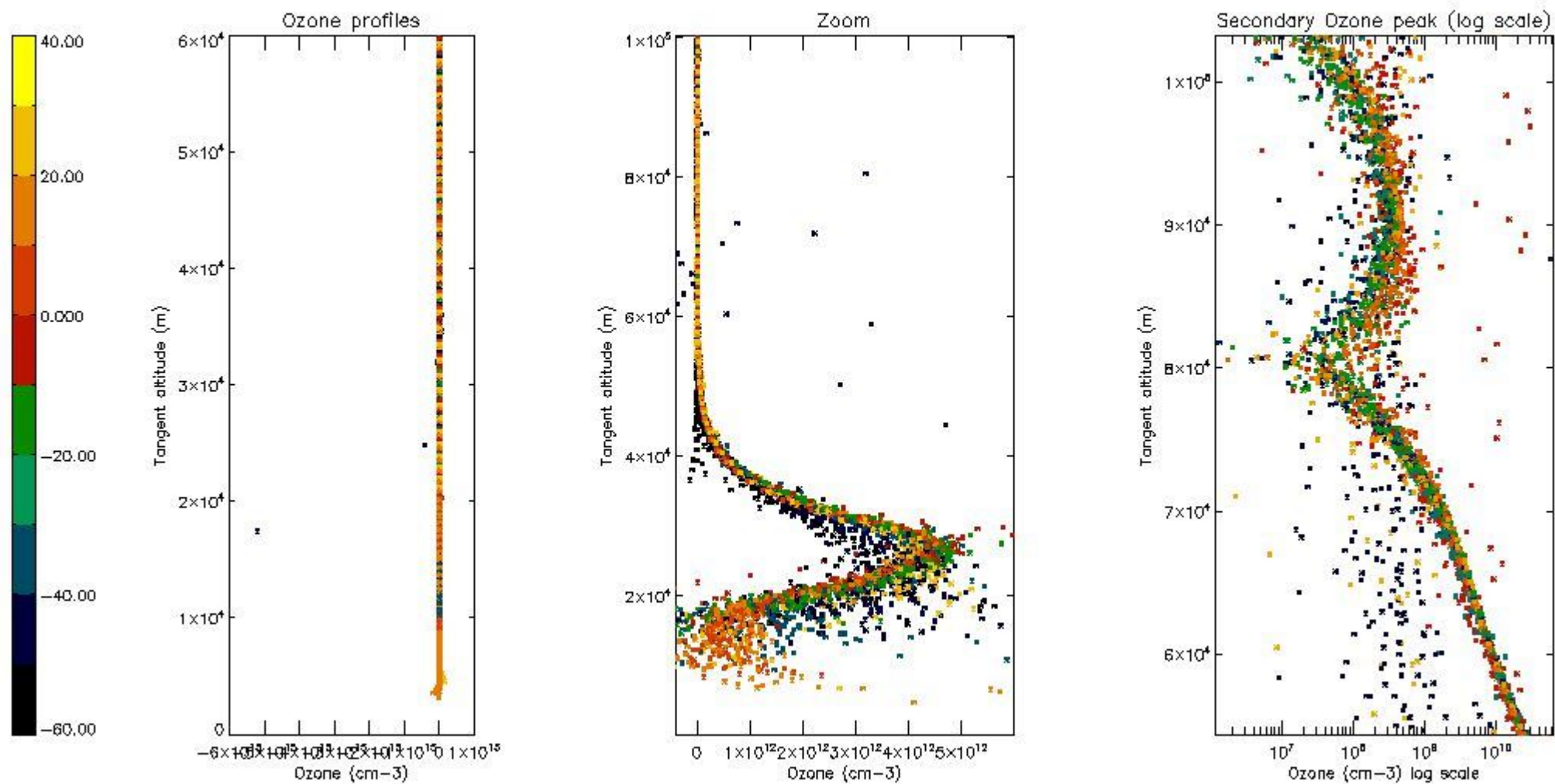
So, the table below shows the percentage of dark limb and valid observations for each criteria with respect to the overall valid daily observations.

Criteria	% of total production
All STD	38
STD < 20	20

STD < 10	16
STD < 5	12

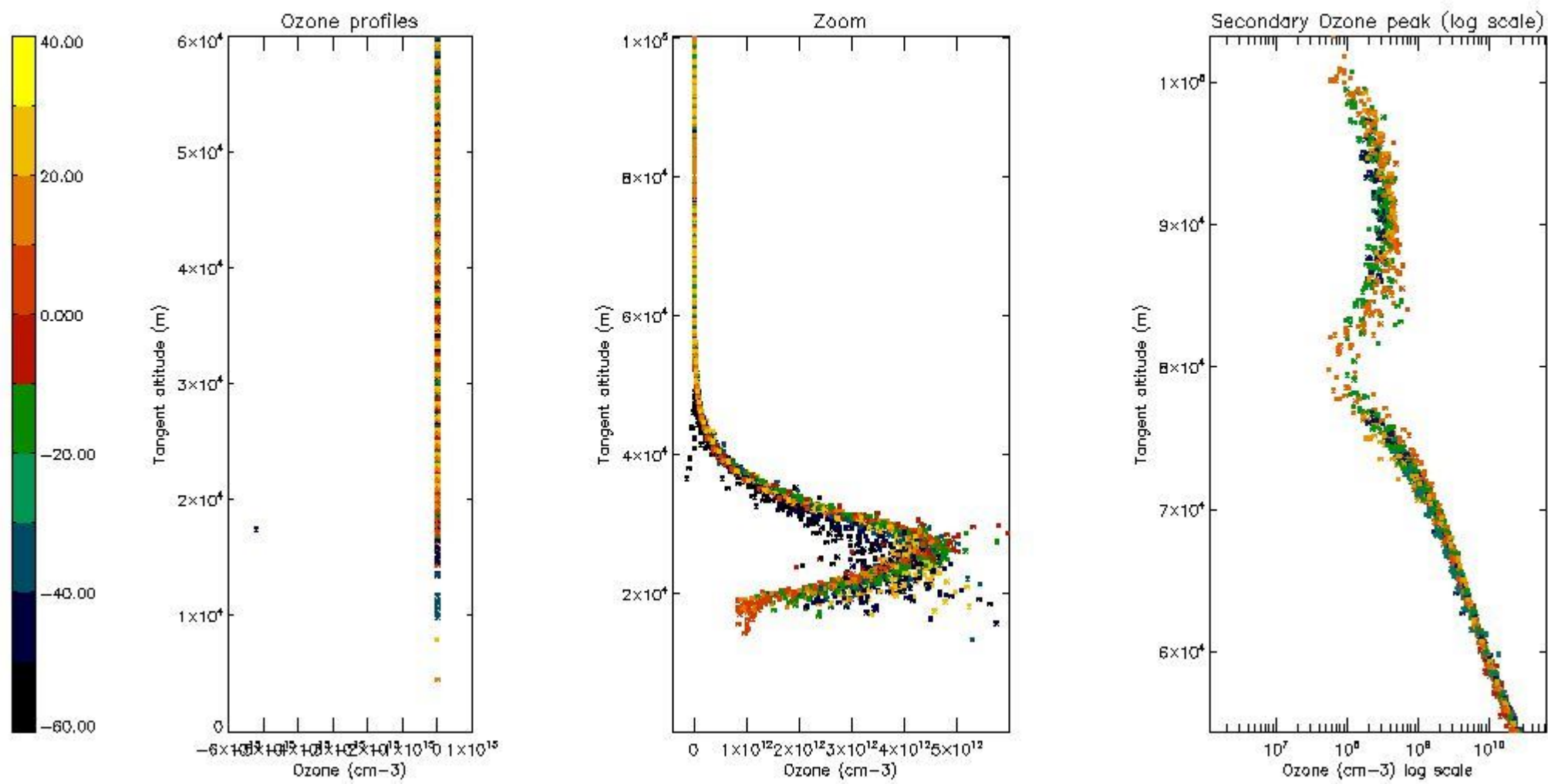
5.2 Plot ozone profiles for all STD (dark without errors)

The colorbar represents the latitude.



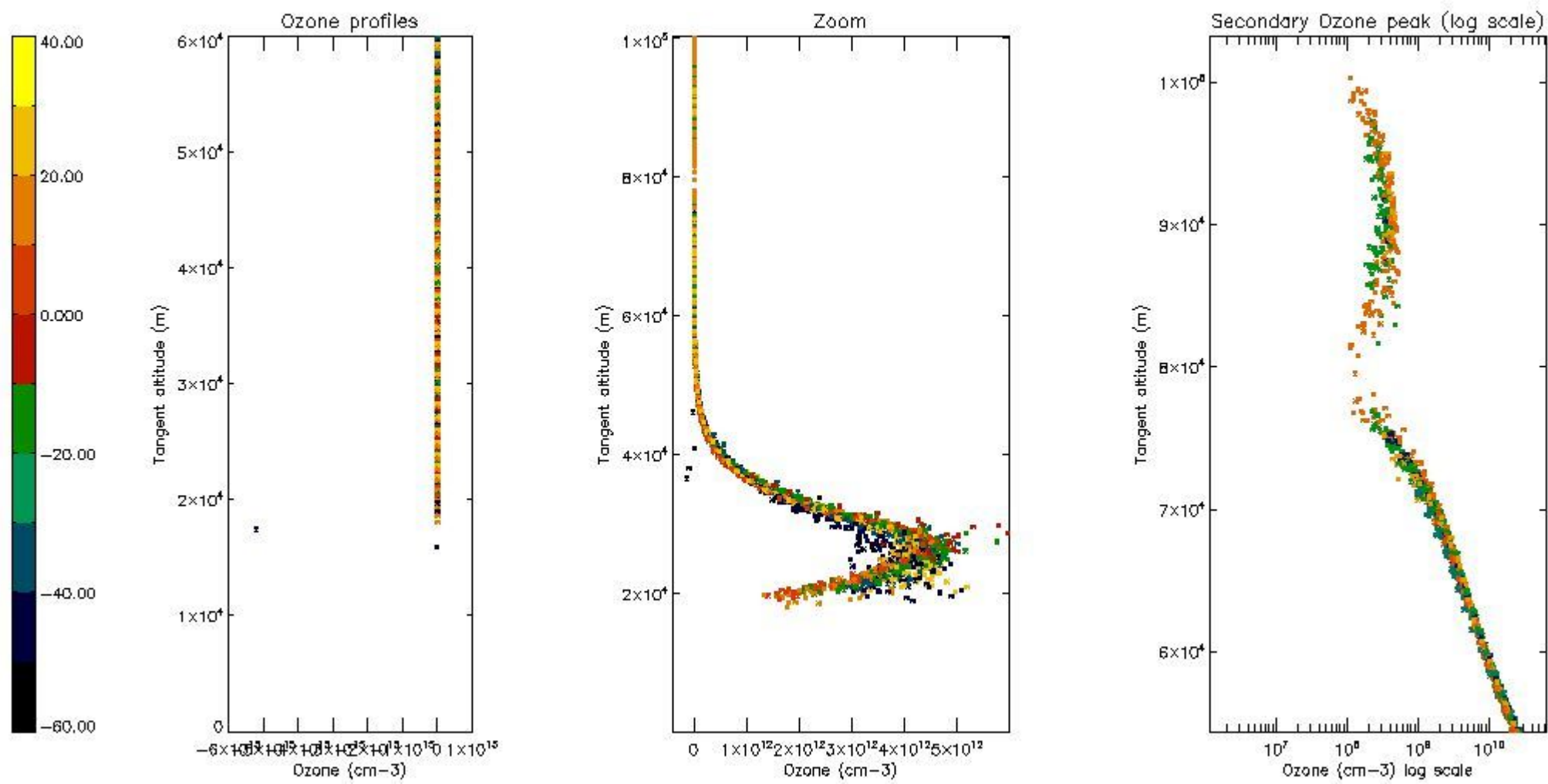
5.3 Plot ozone profiles where STD < 20% (dark without errors)

The colorbar represents the latitude.



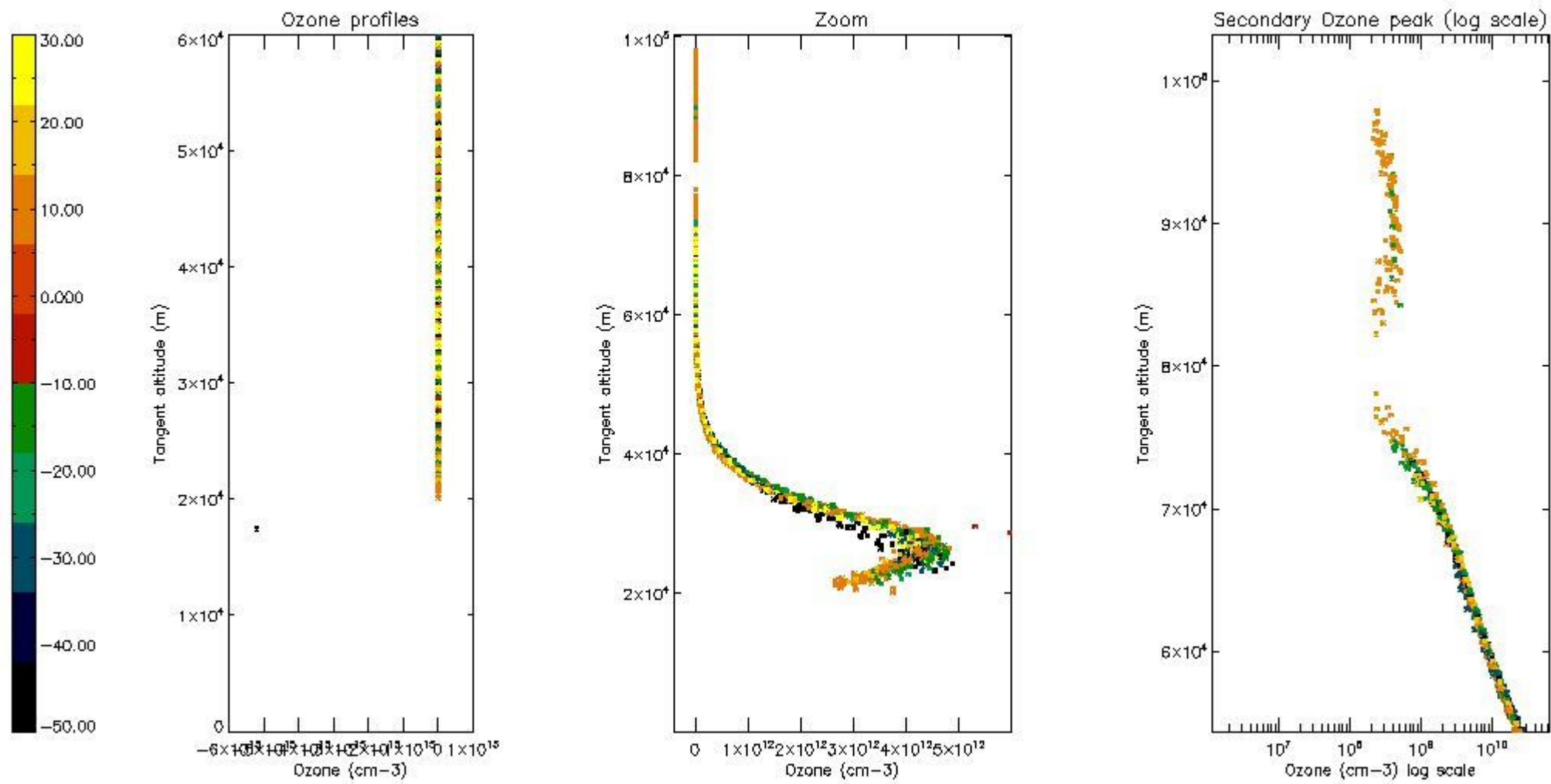
5.4 Plot ozone profiles where $STD < 10\%$ (dark without errors)

The colorbar represents the latitude.



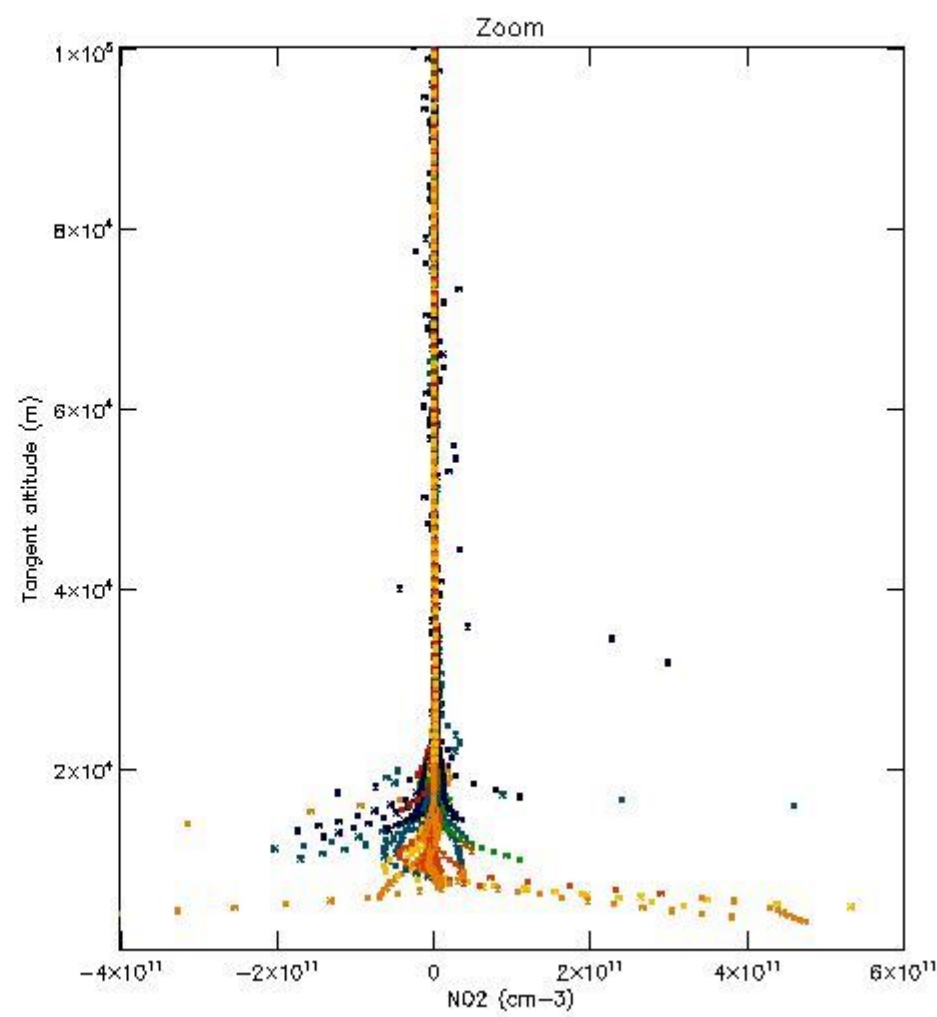
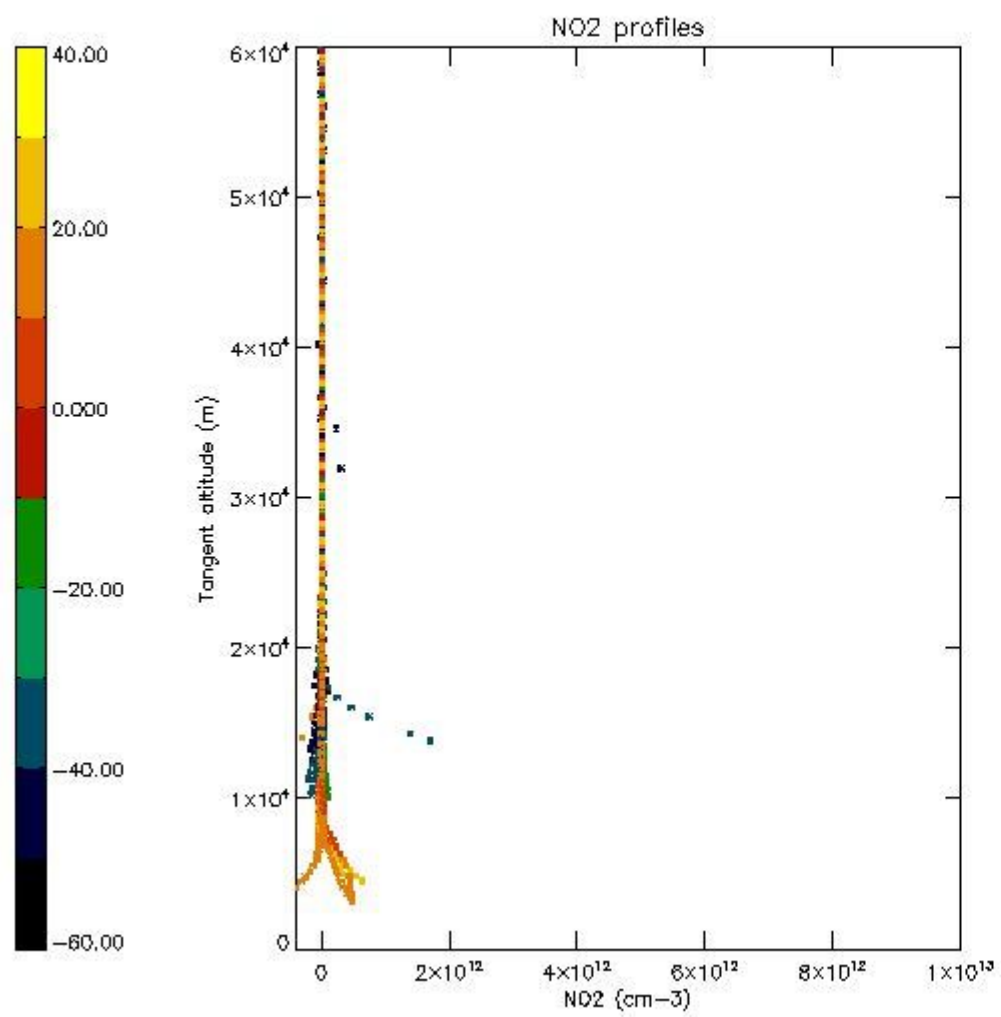
5.5 Plot ozone profiles where $STD < 5\%$ (dark without errors)

The colorbar represents the latitude.



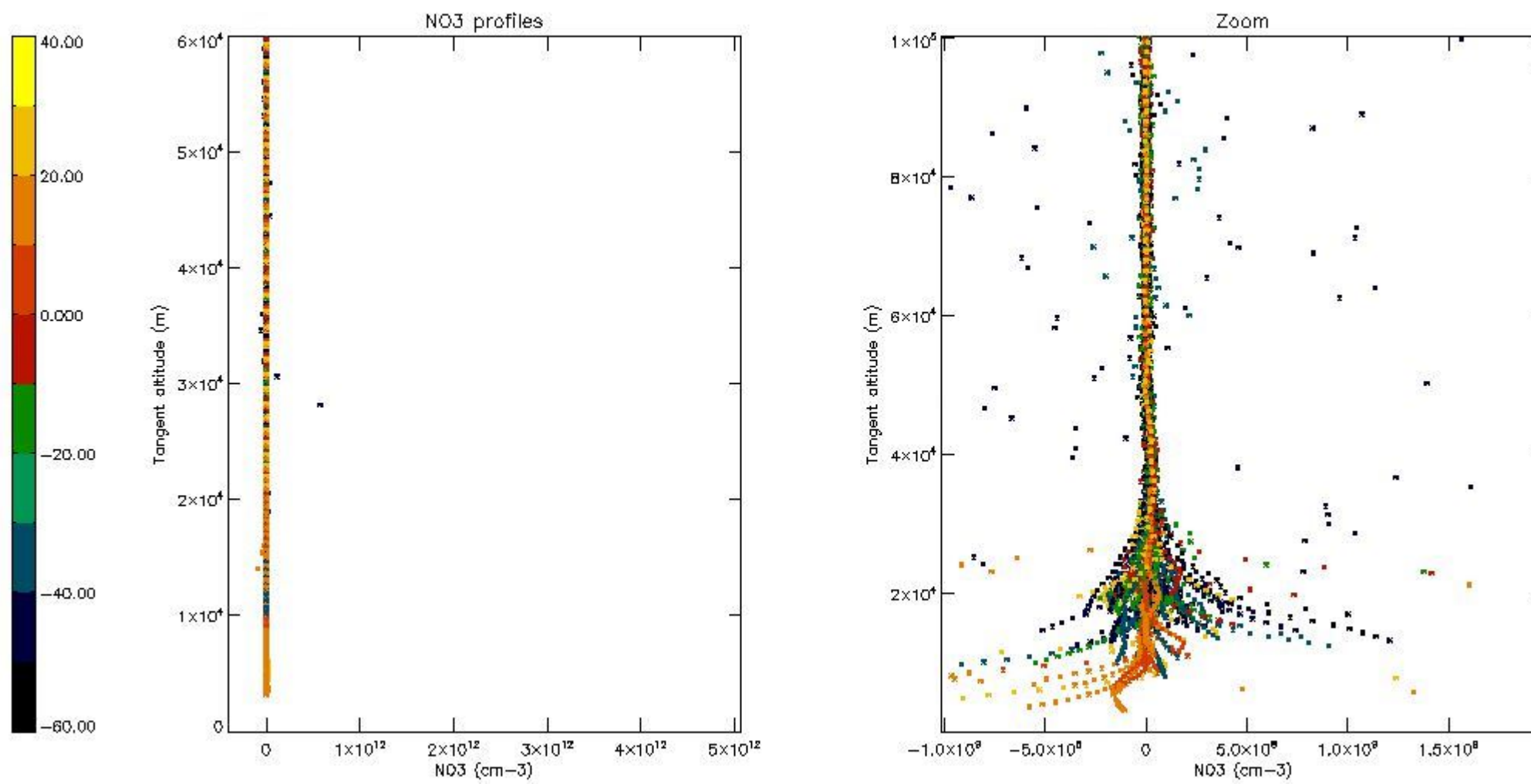
5.6 Plot NO₂ profiles for all STD (dark without errors)

The colorbar represents the latitude.



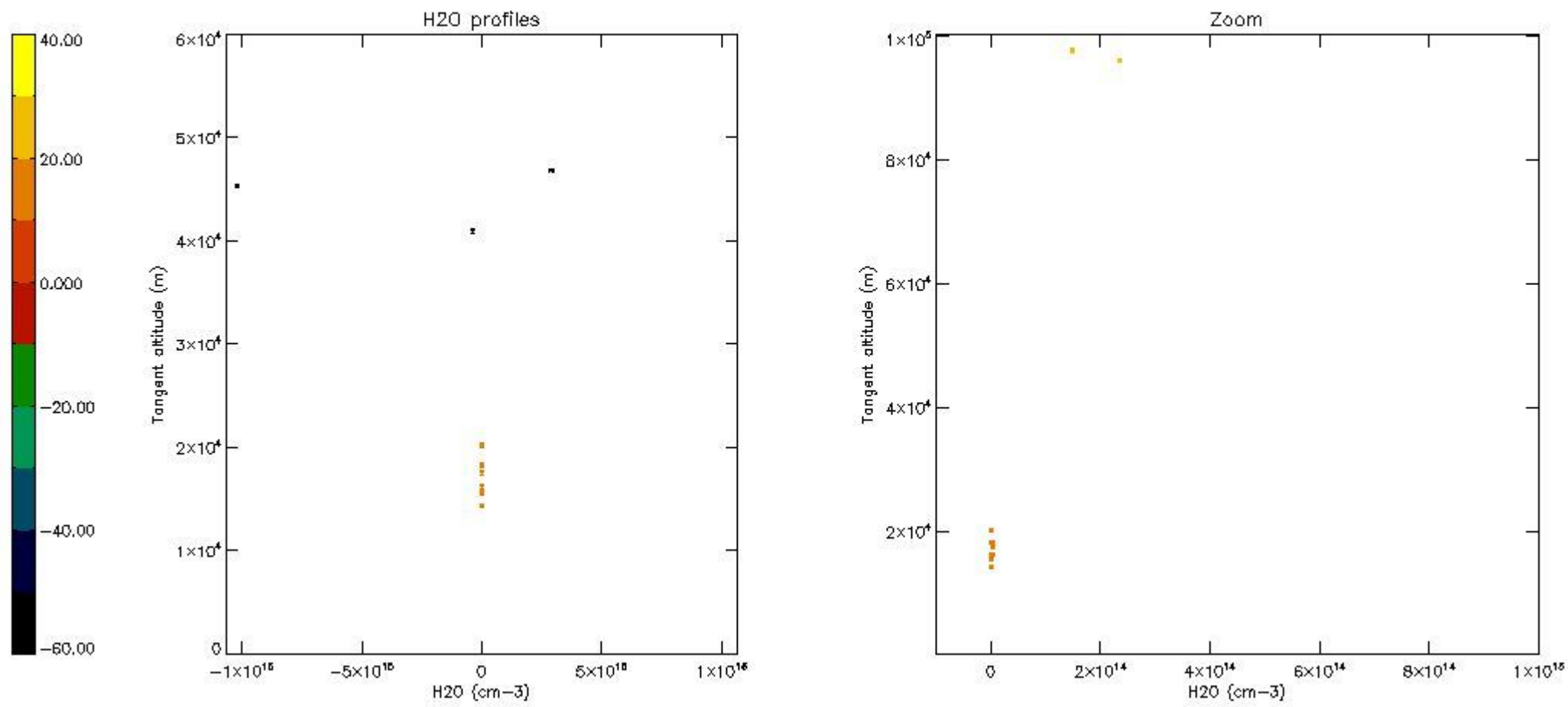
5.7 Plot NO3 profiles for all STD (dark without errors)

The colorbar represents the latitude.



5.8 Plot H₂O profiles for all STD (only for occultations of stars 1,2,3,4,13,14,16,26,63 dark without errors)

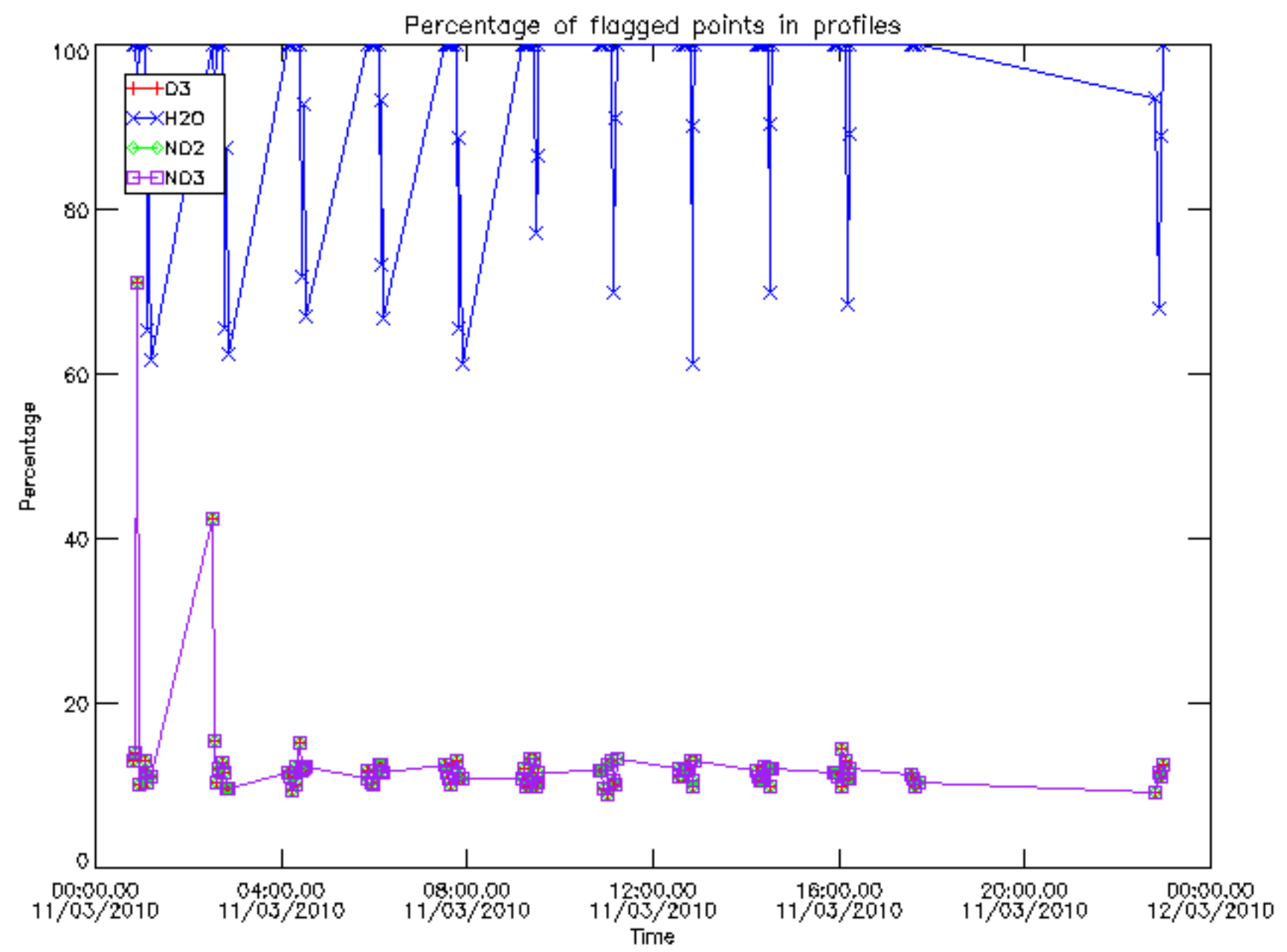
The colorbar represents the latitude.



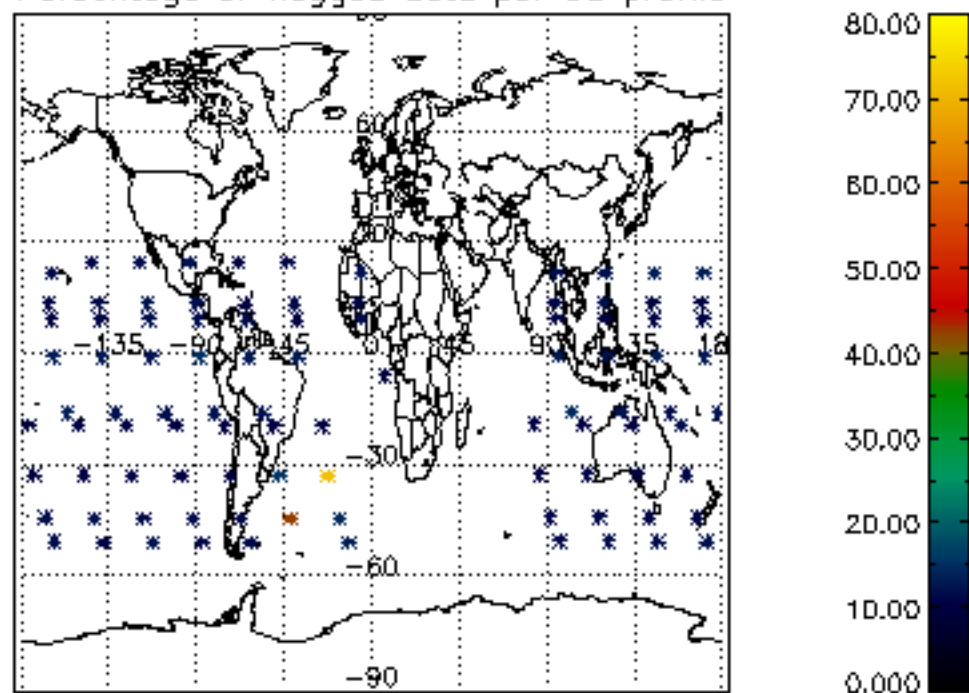
6. Auxiliary Data Files used for the production reported in section 2

The number reported in the third column indicates since which file (see list in section 2) the corresponding auxiliary file has been used. The fourth column is the date of those product files.

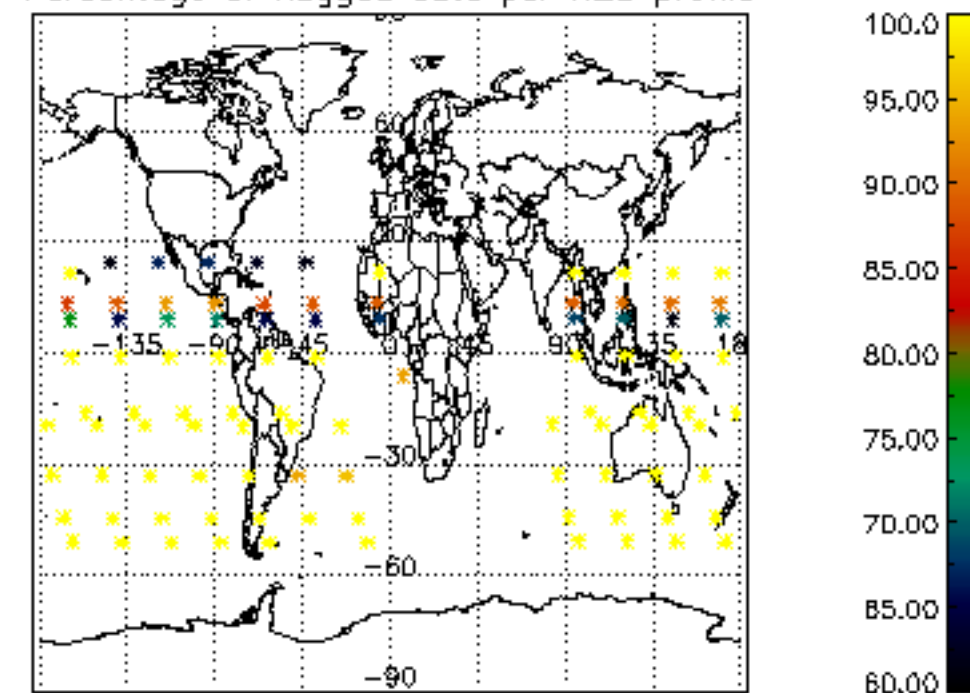
Type	Auxiliary Filename	Used since product	Used since product date
INST_PHYS_CHARACTERISTICS	GOM_INS_AXVIEC20091111_143220_20030716_120000_20500101_000000	1	11-MAR-2010 00:02:40
LEVEL-2_PROC_CONFIG	GOM_PR2_AXVIEC20091111_152718_20020301_000000_20500101_000000	1	11-MAR-2010 00:02:40
CROSS_SECTIONS_FILE	GOM_CRS_AXVIEC20091111_154832_20020301_000000_20500101_000000	1	11-MAR-2010 00:02:40



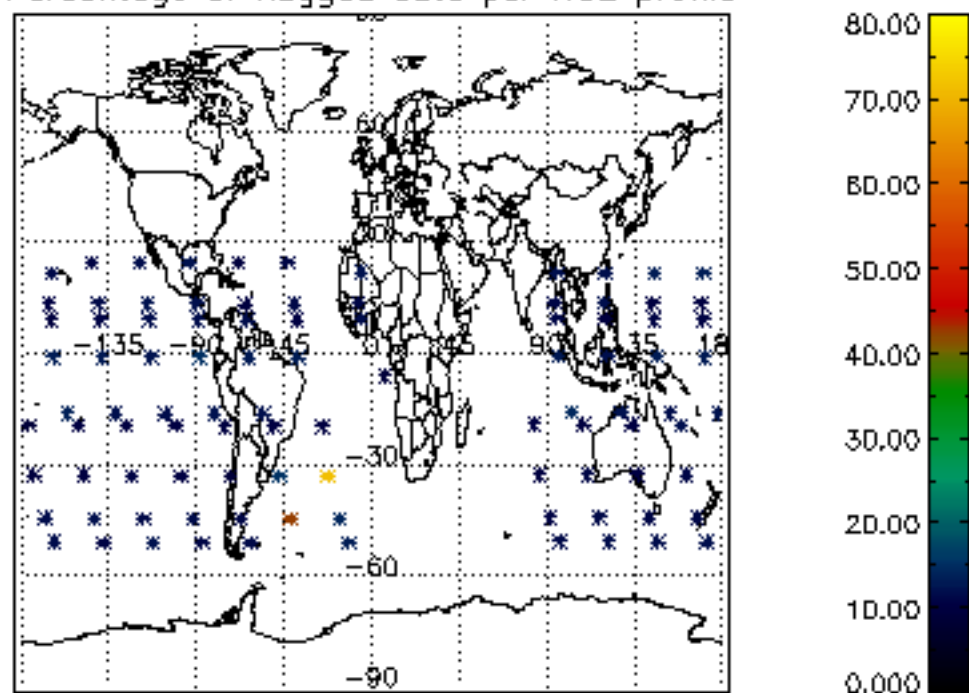
Percentage of flagged data per D3 profile



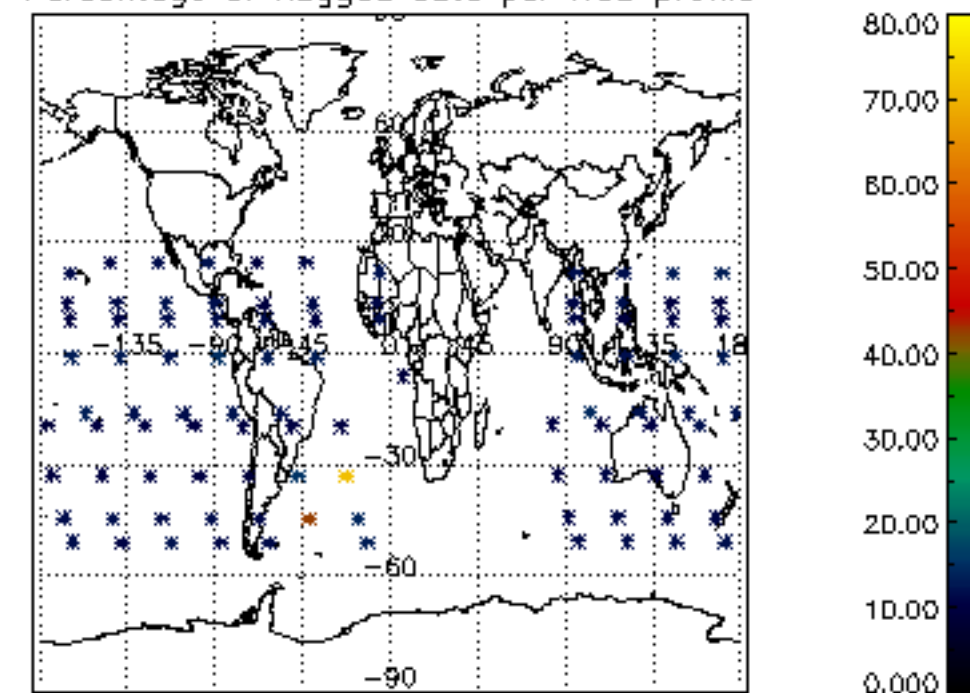
Percentage of flagged data per H2O profile

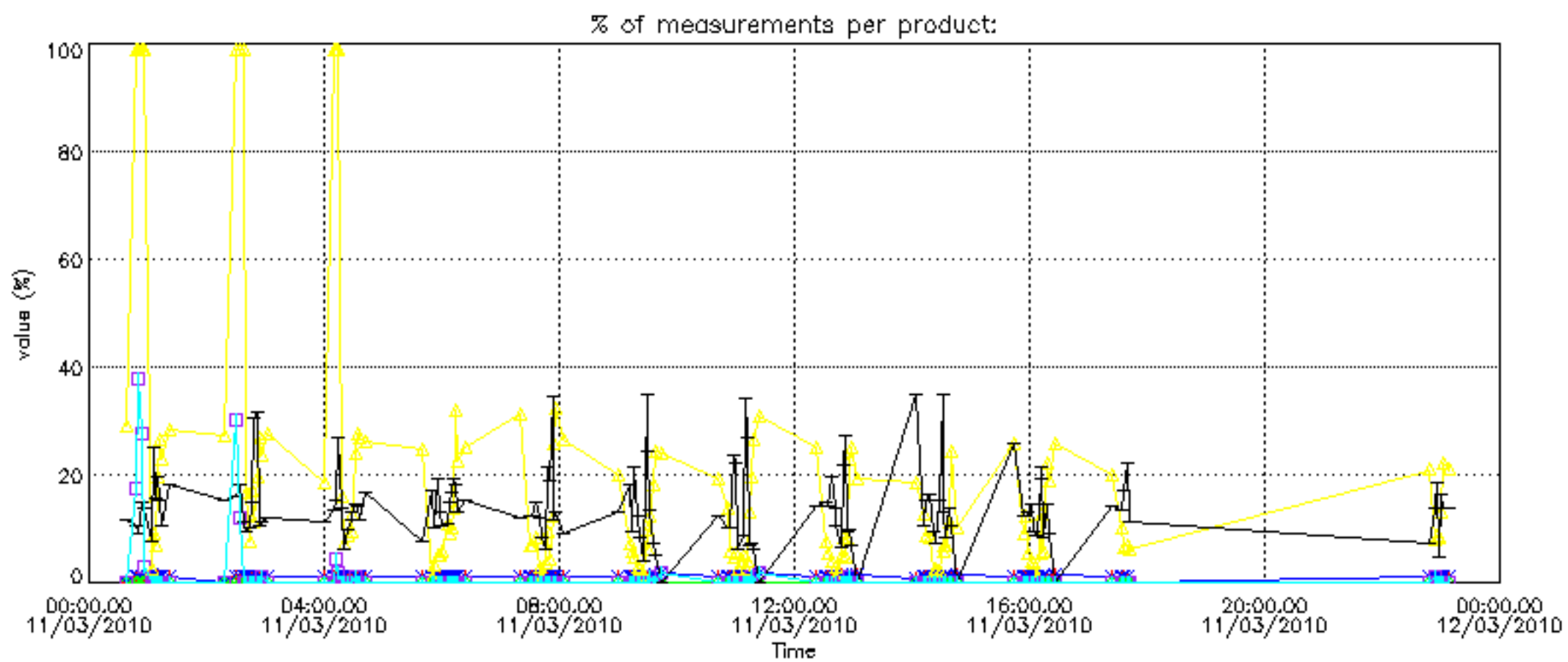


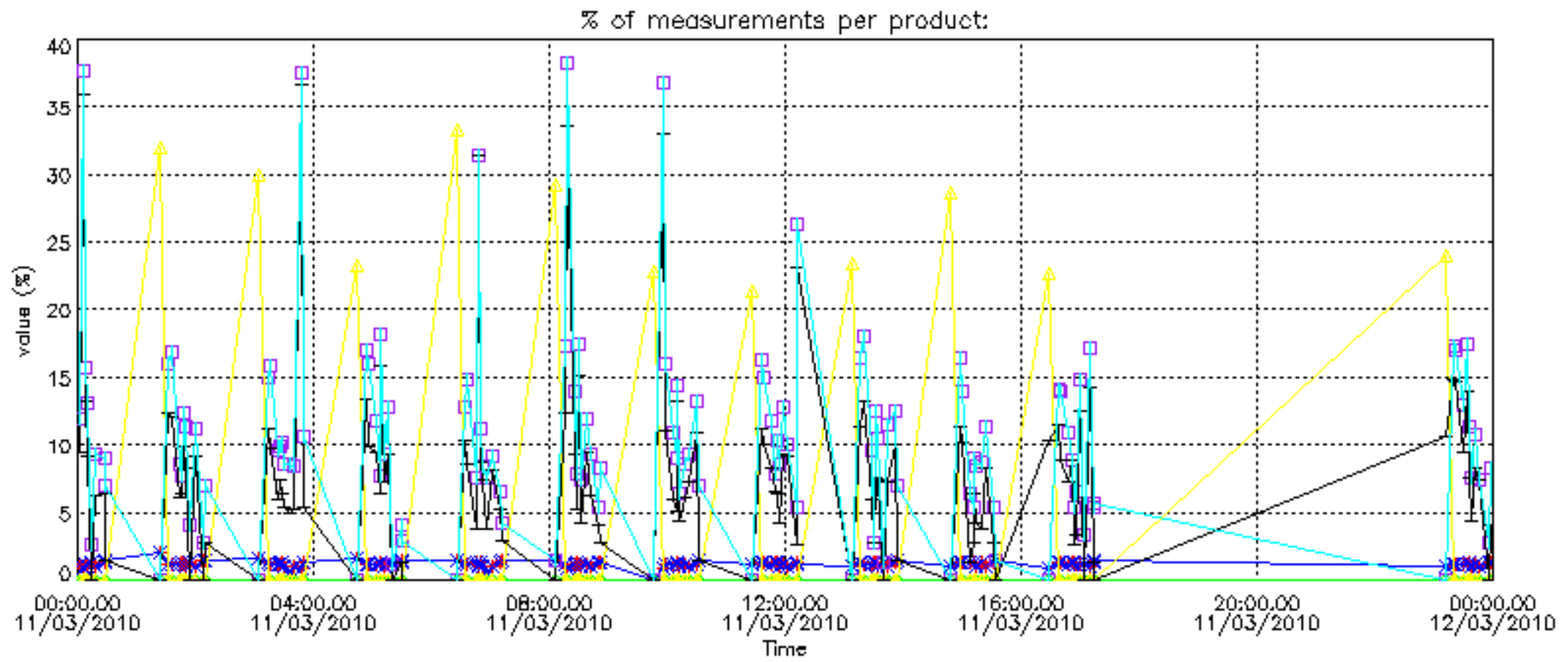
Percentage of flagged data per NO2 profile



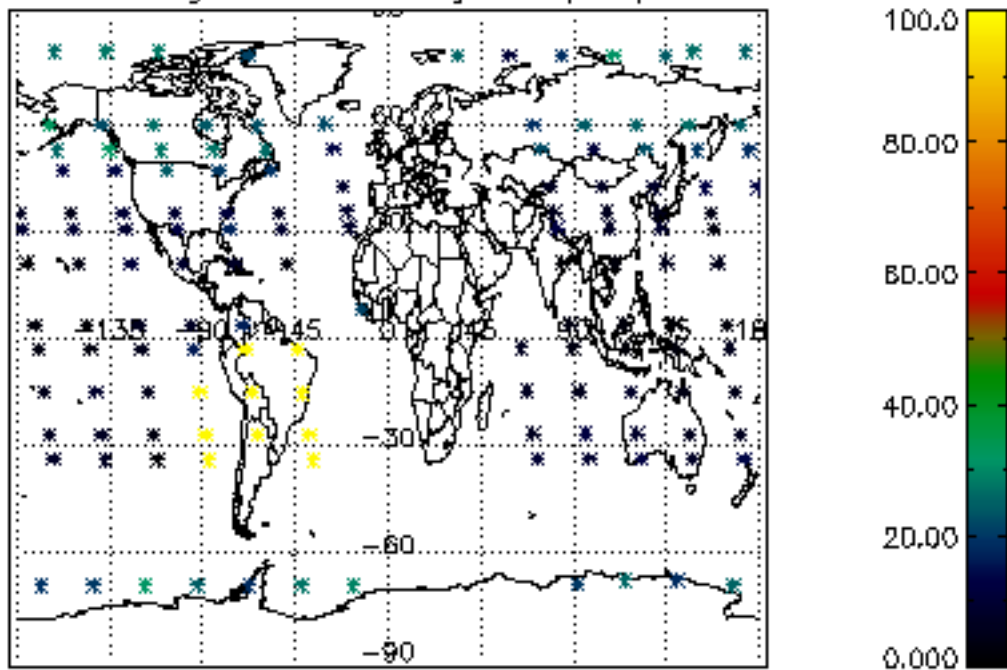
Percentage of flagged data per NO3 profile



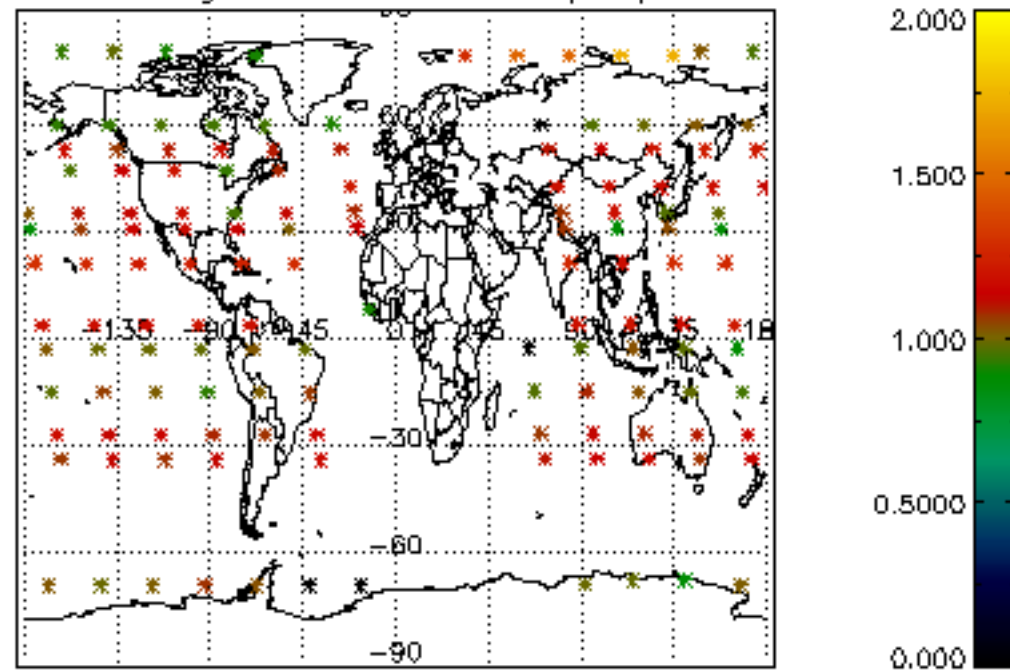




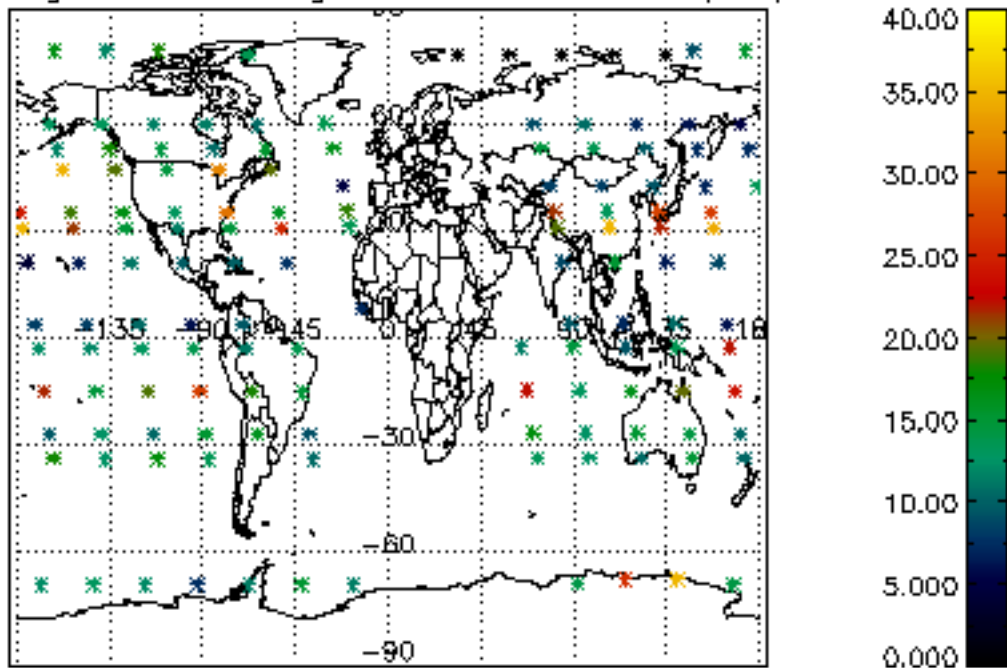
Percentage of cosmic ray hits per profile



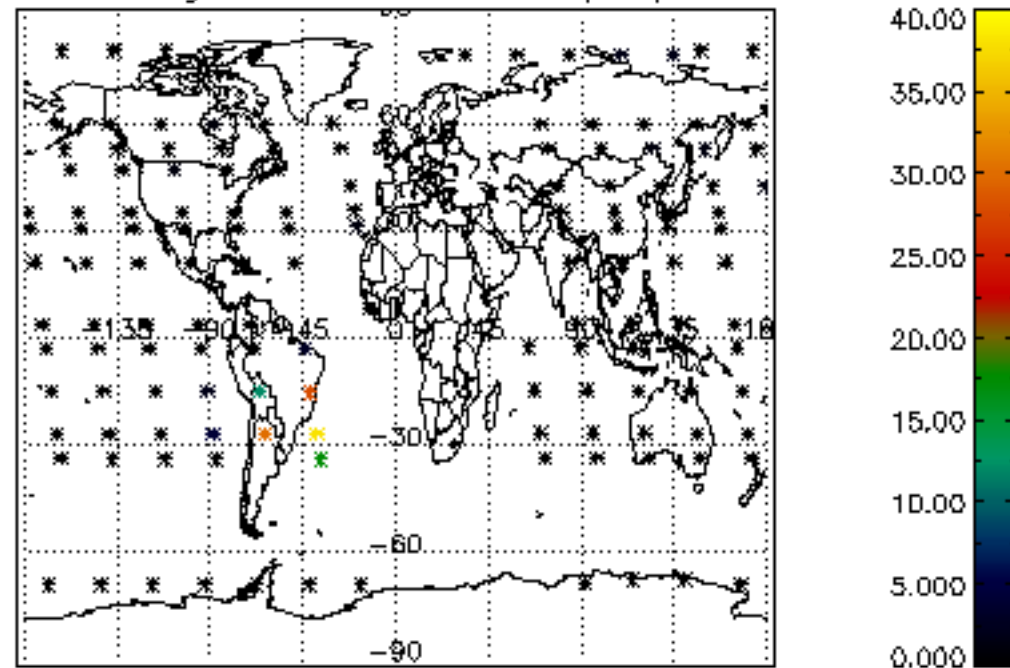
Percentage of datation errors per profile



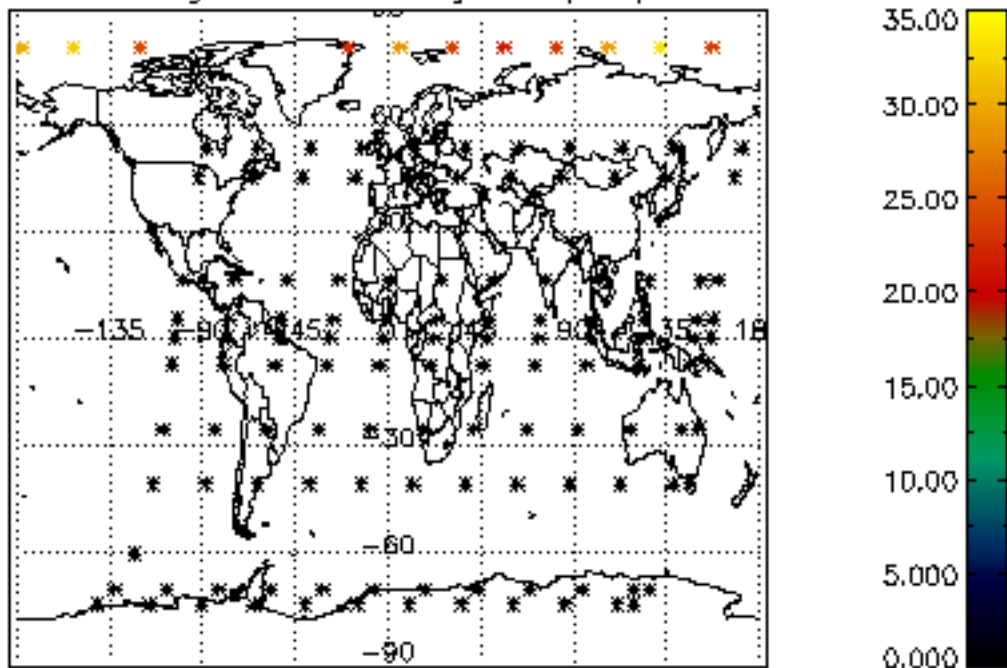
Percentage of star falling outside central band per profile



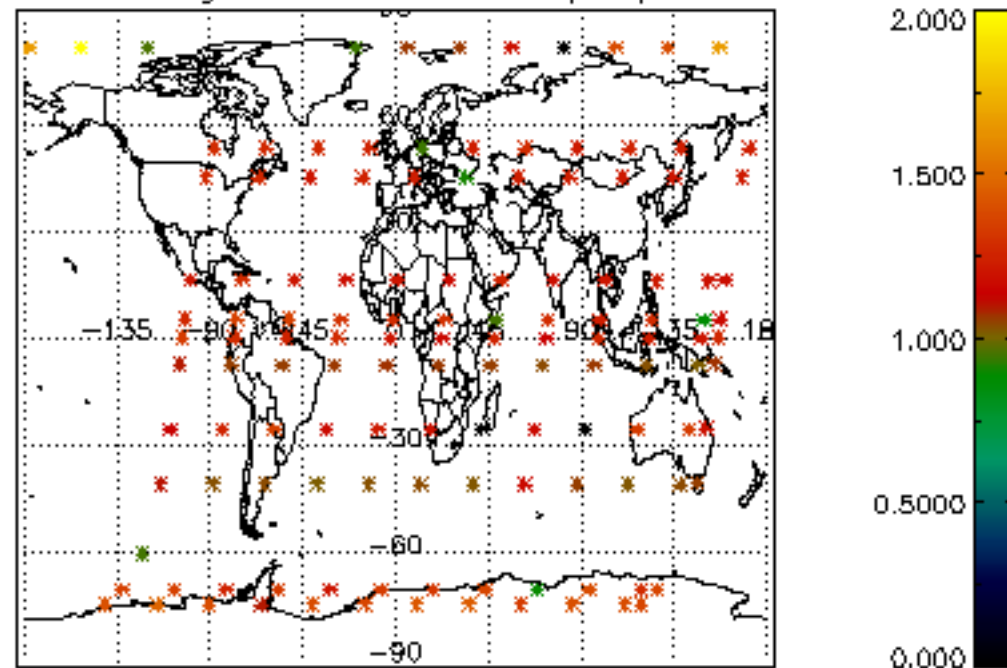
Percentage of saturation errors per profile



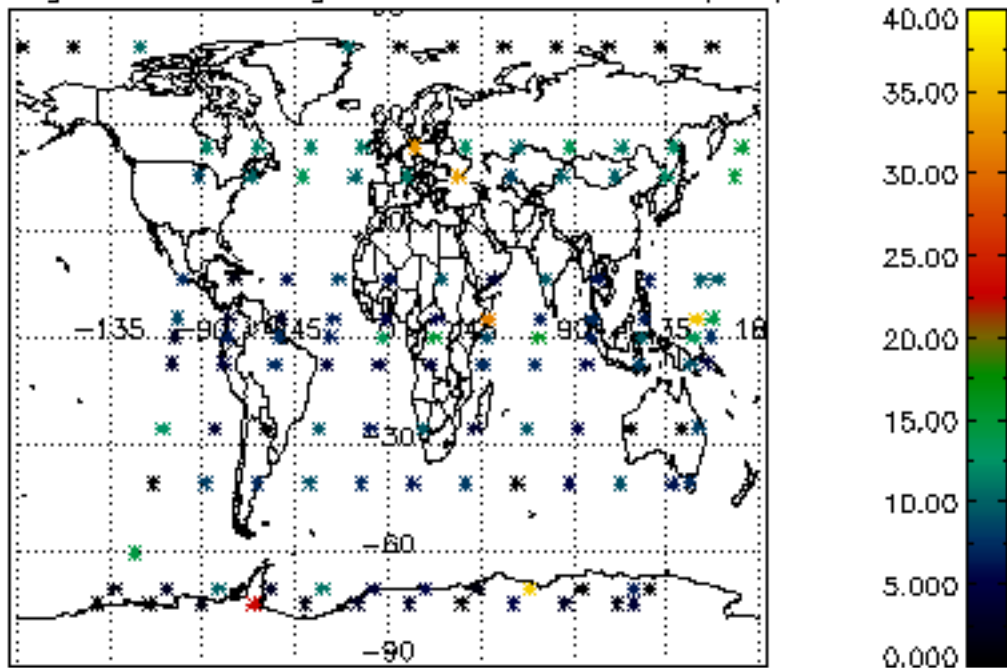
Percentage of cosmic ray hits per profile



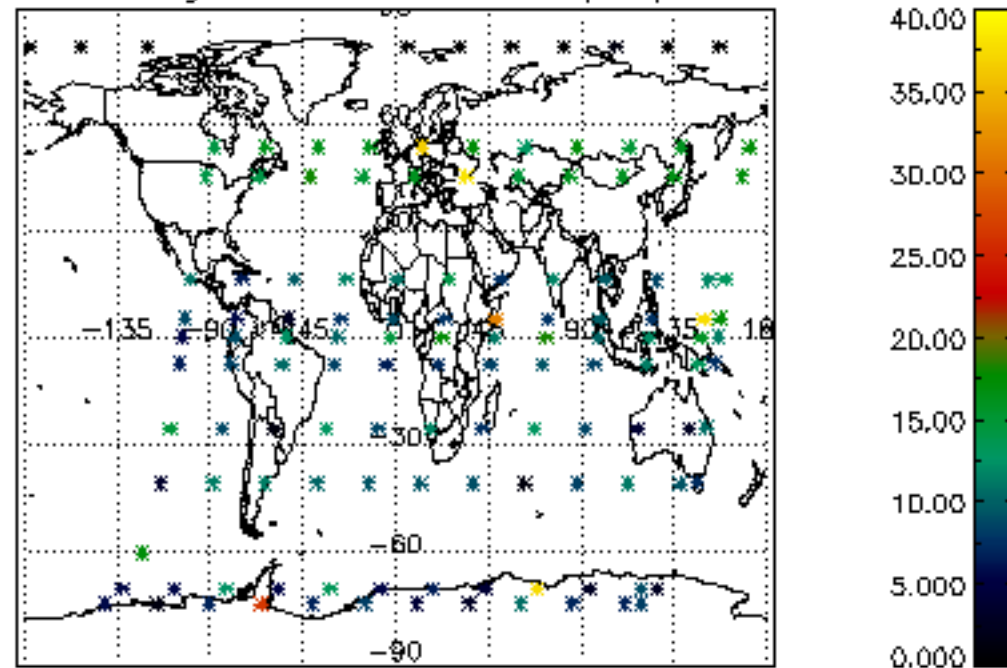
Percentage of datation errors per profile

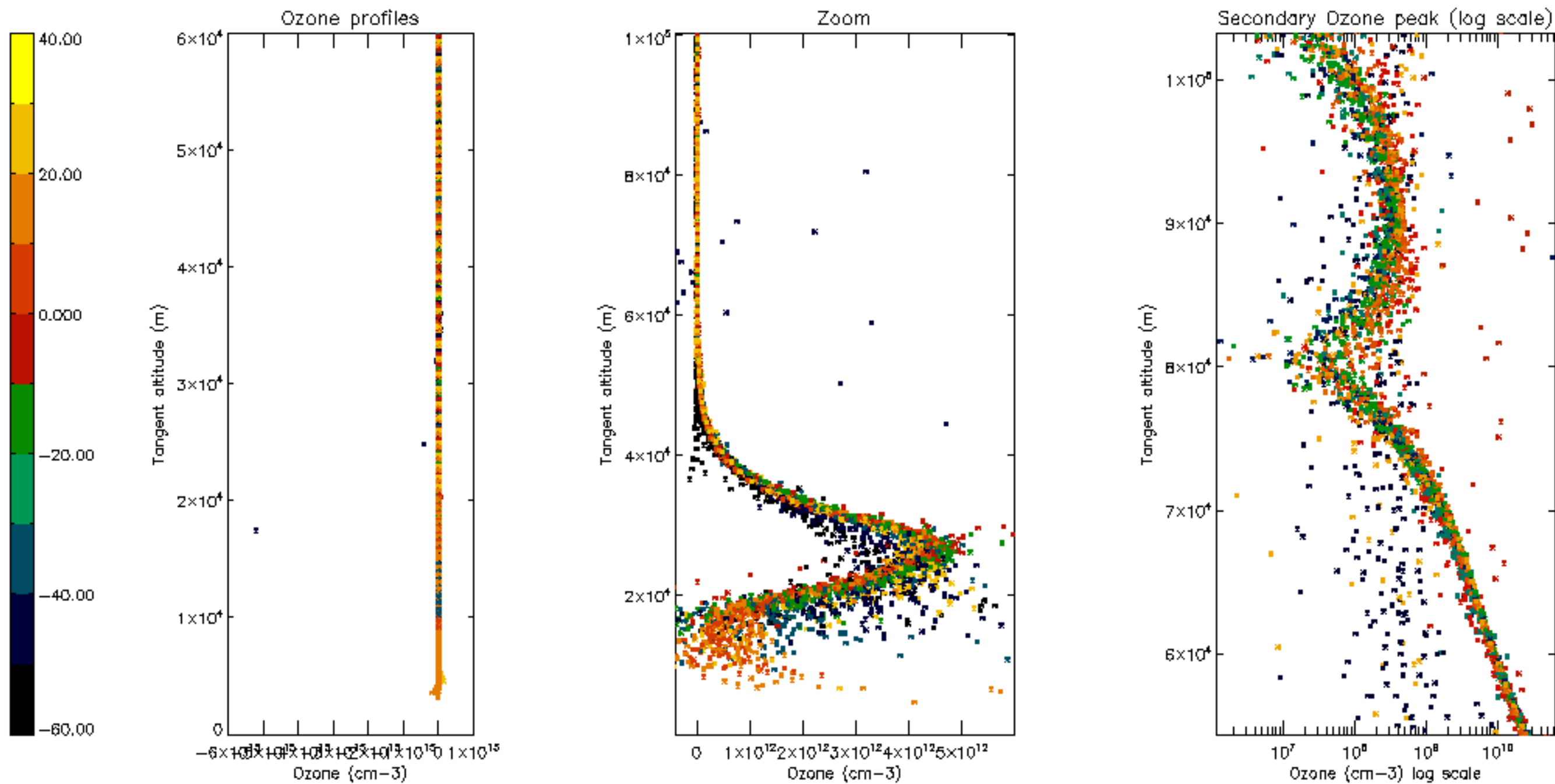


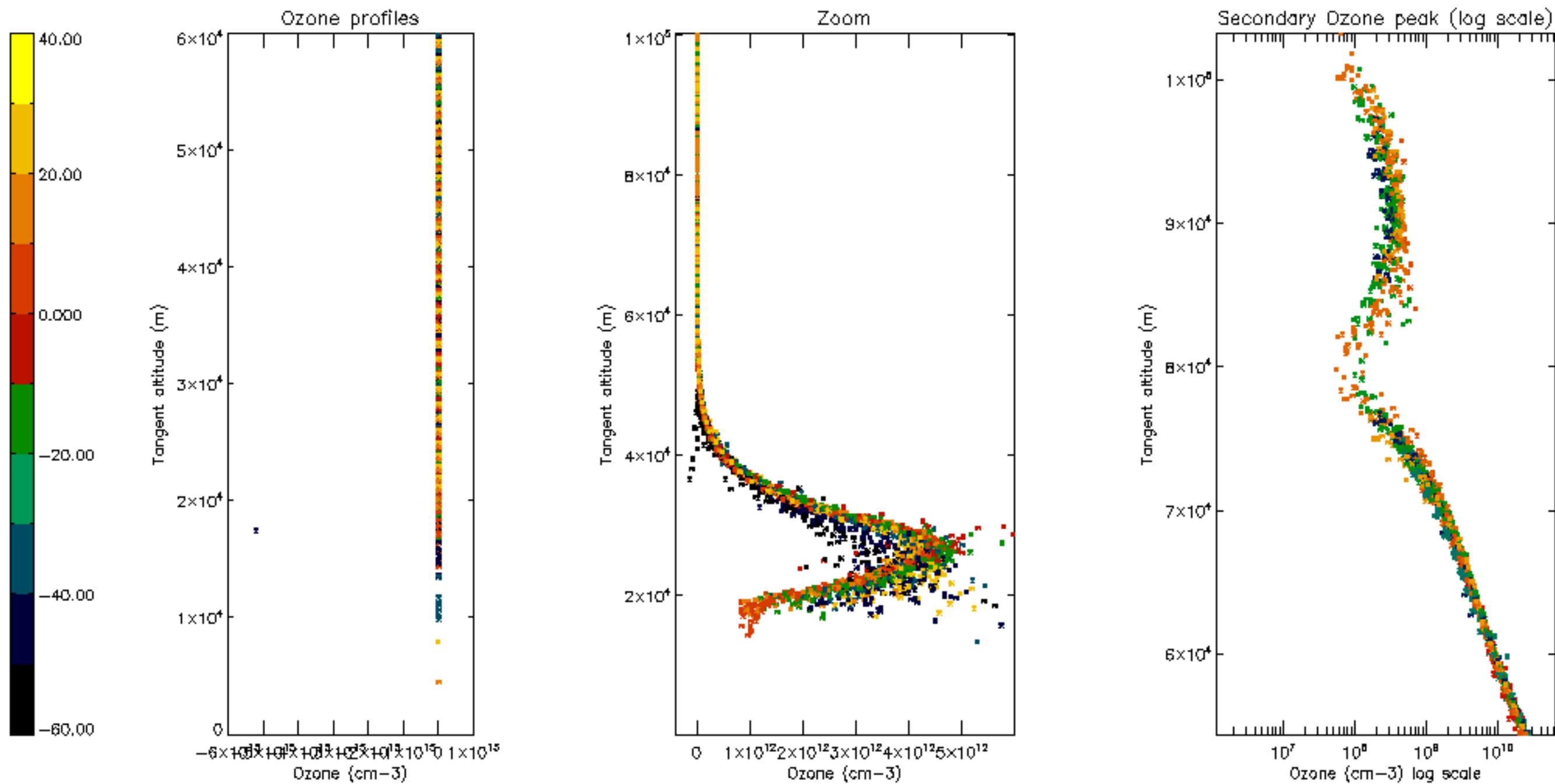
Percentage of star falling outside central band per profile

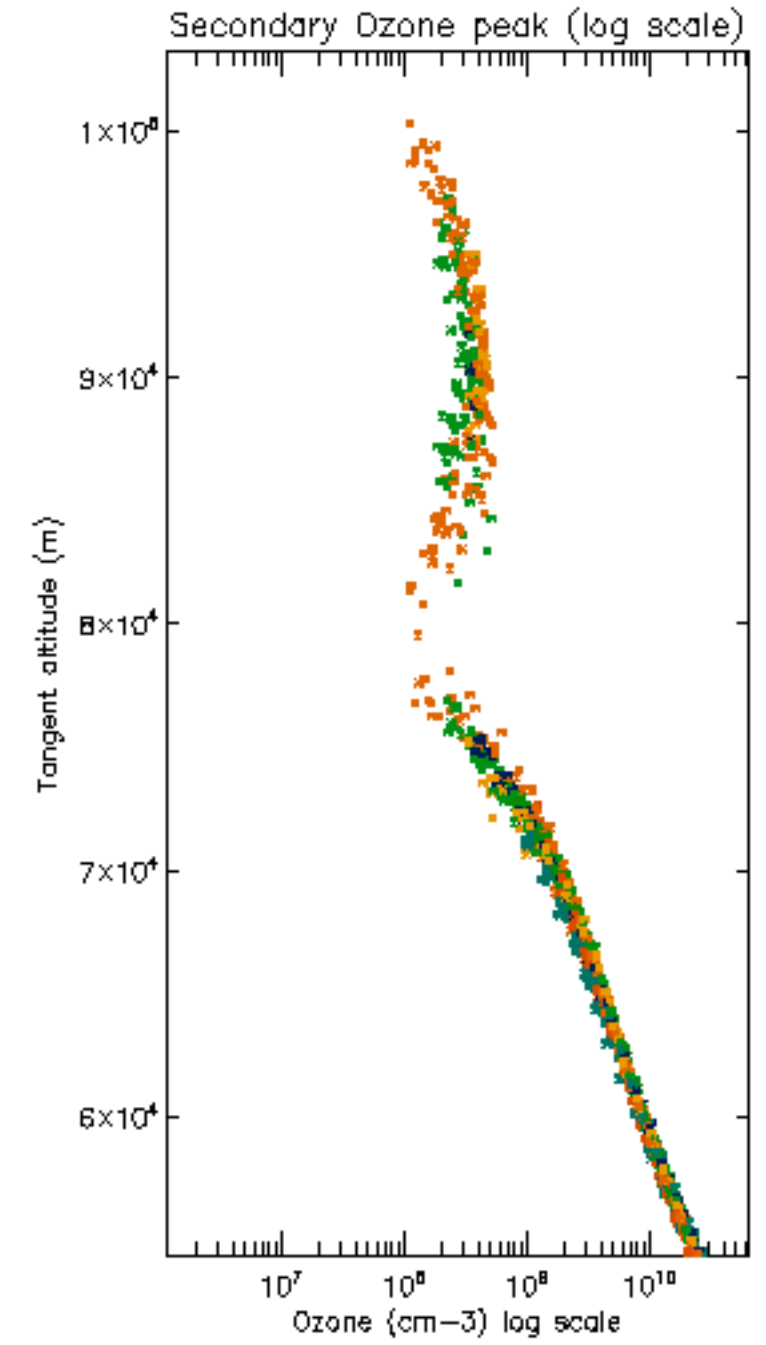
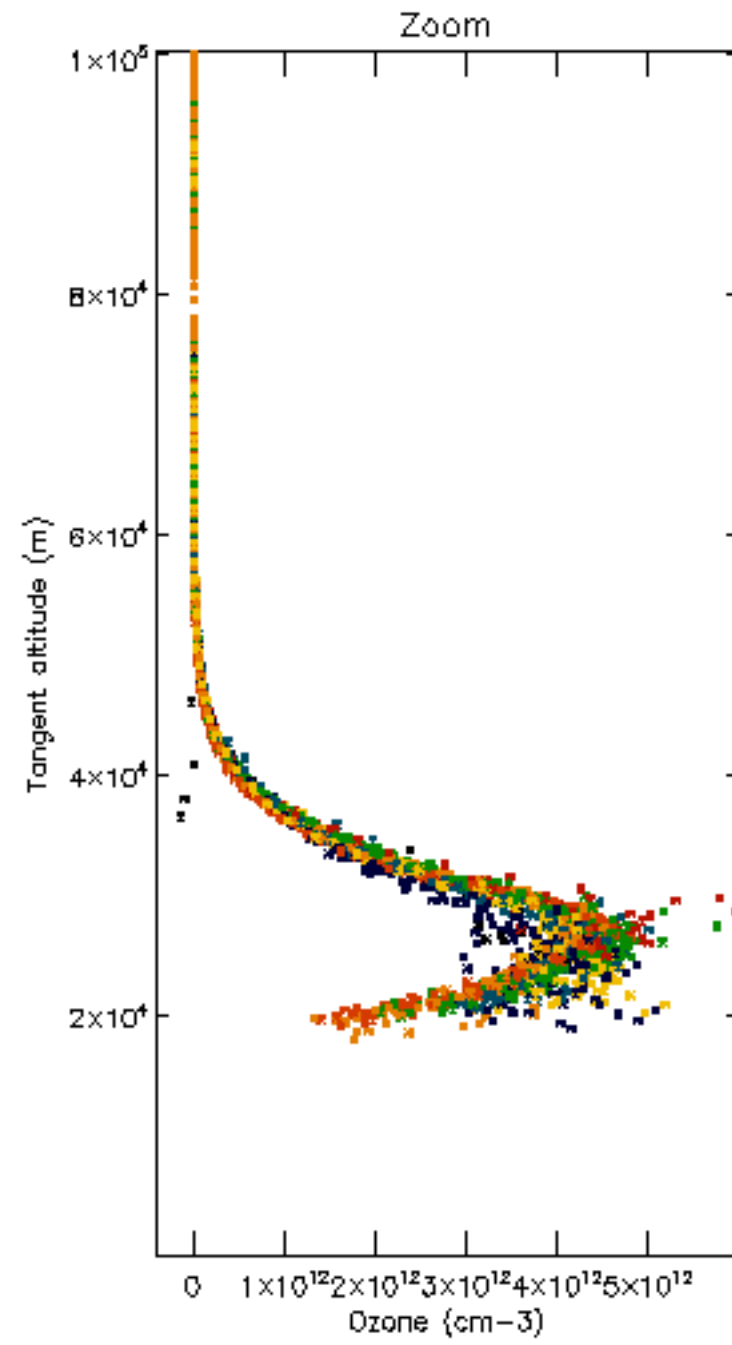
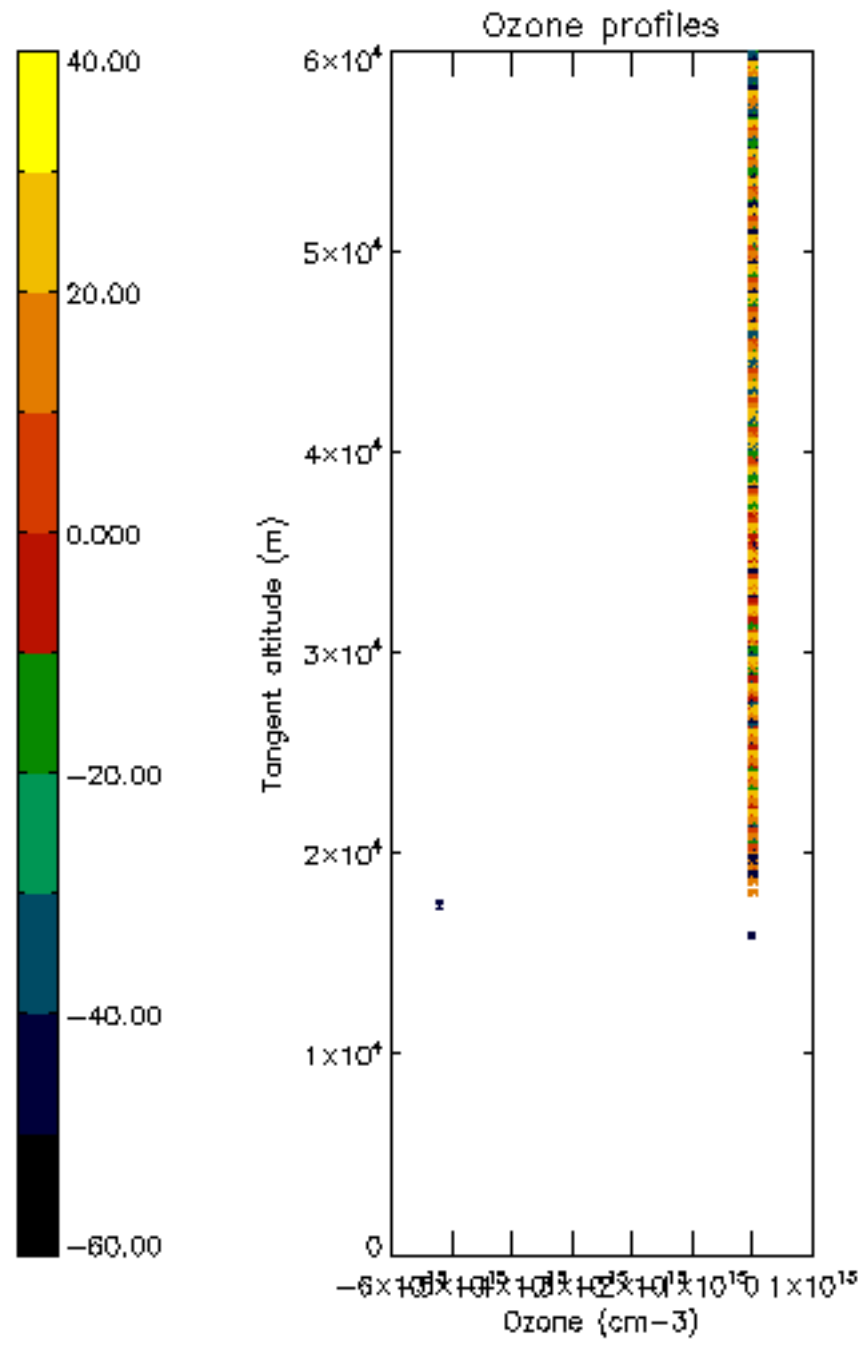


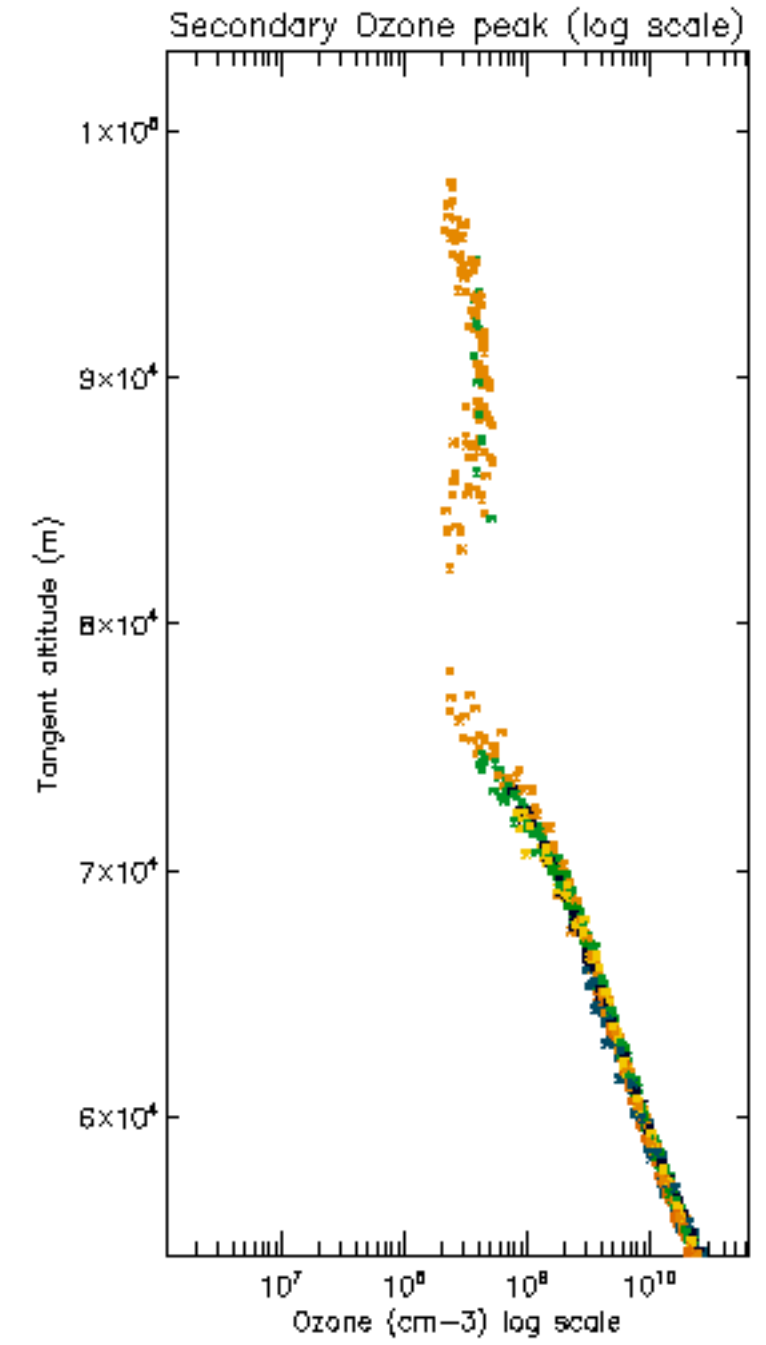
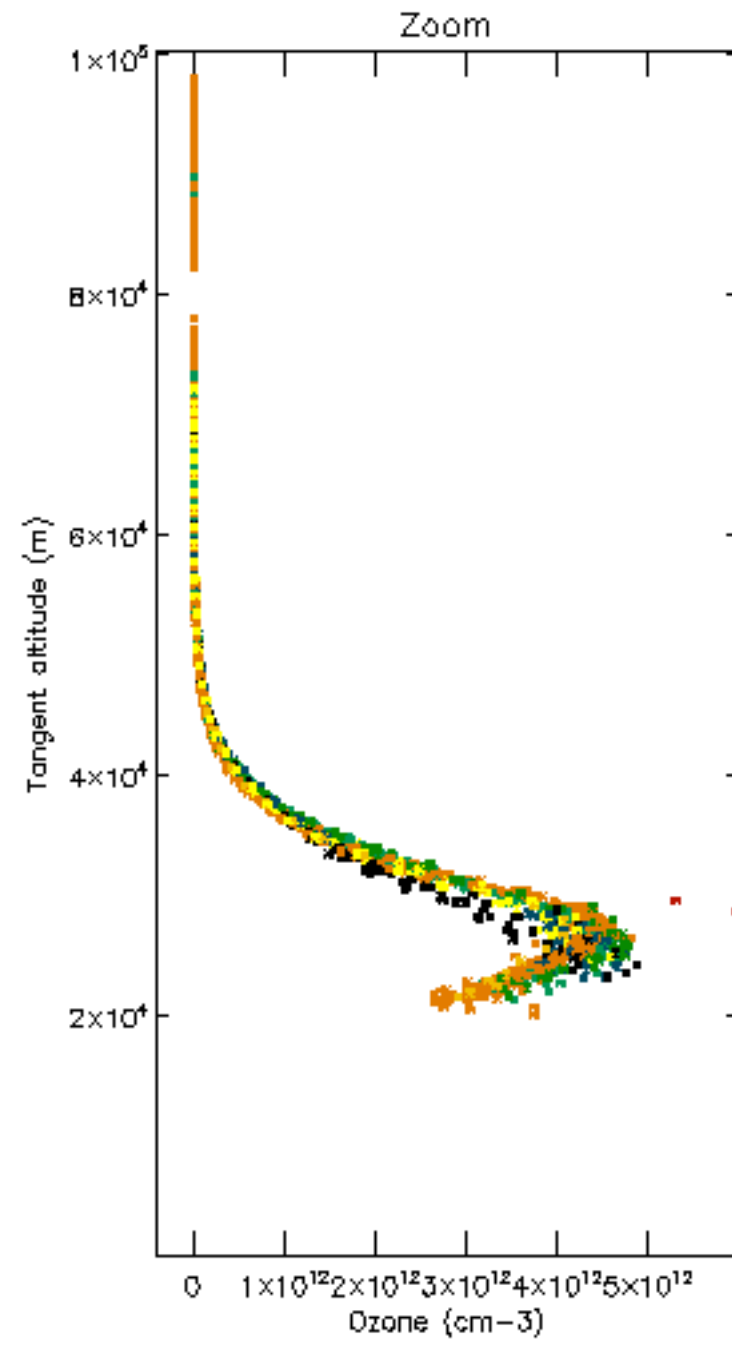
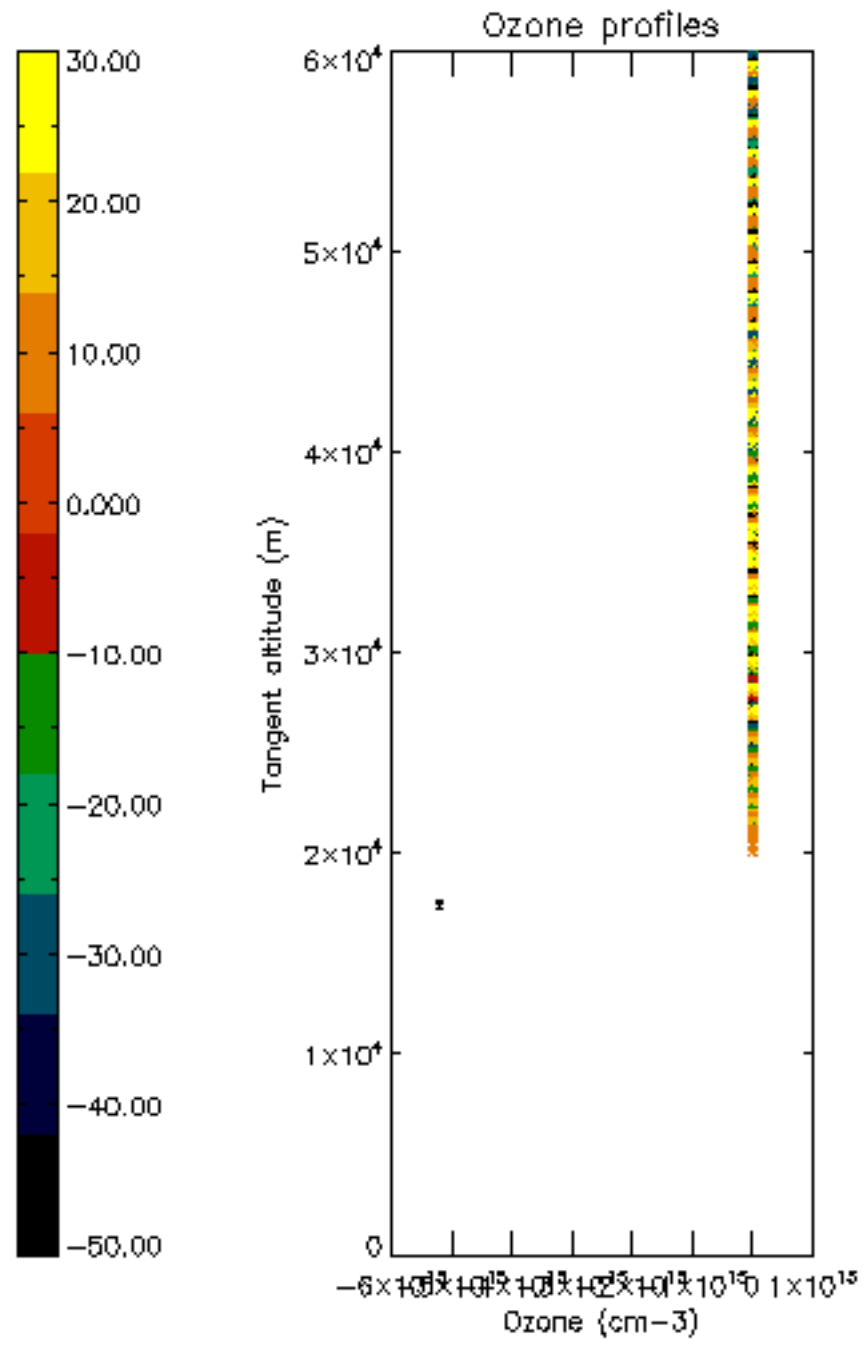
Percentage of saturation errors per profile

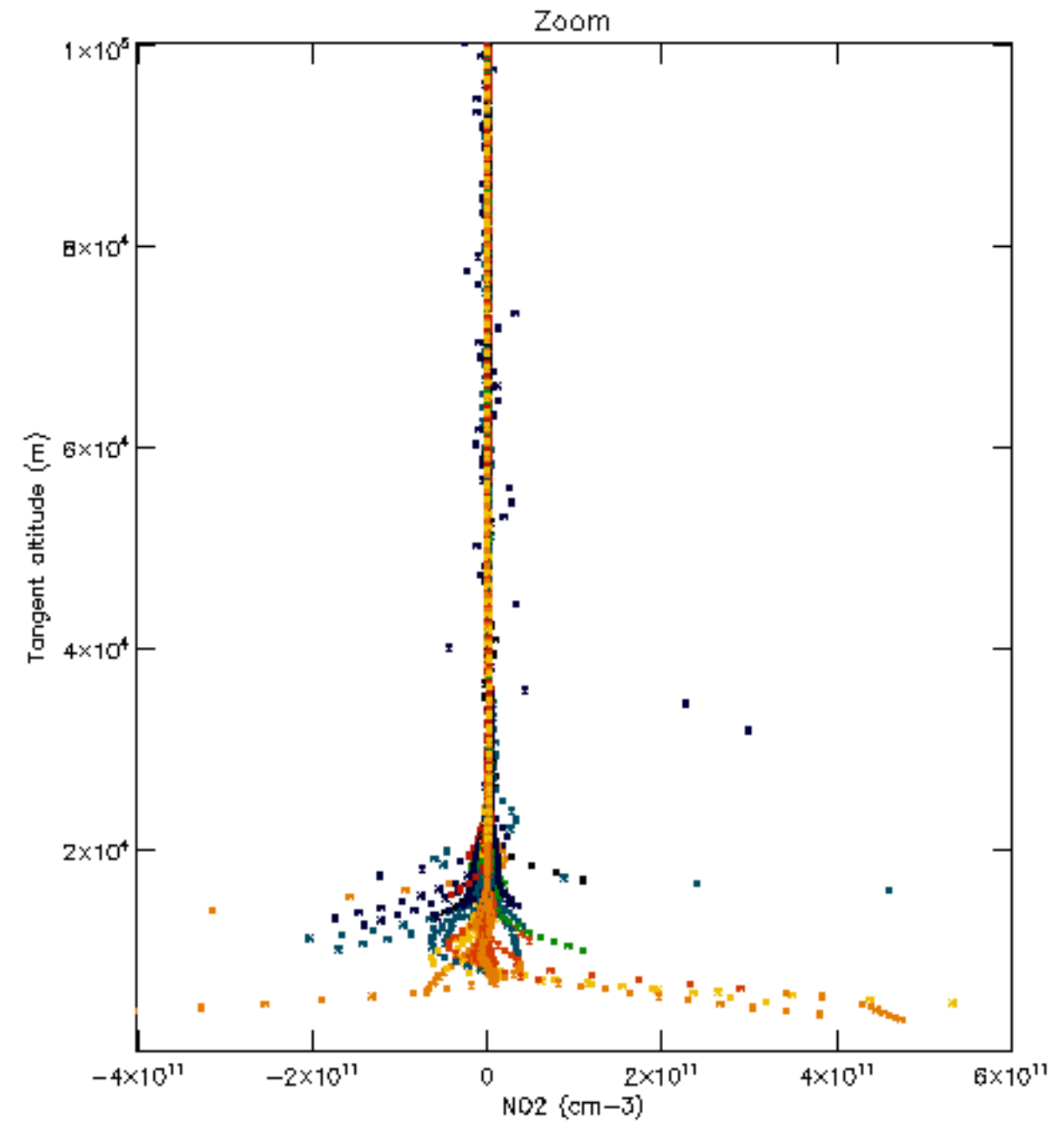
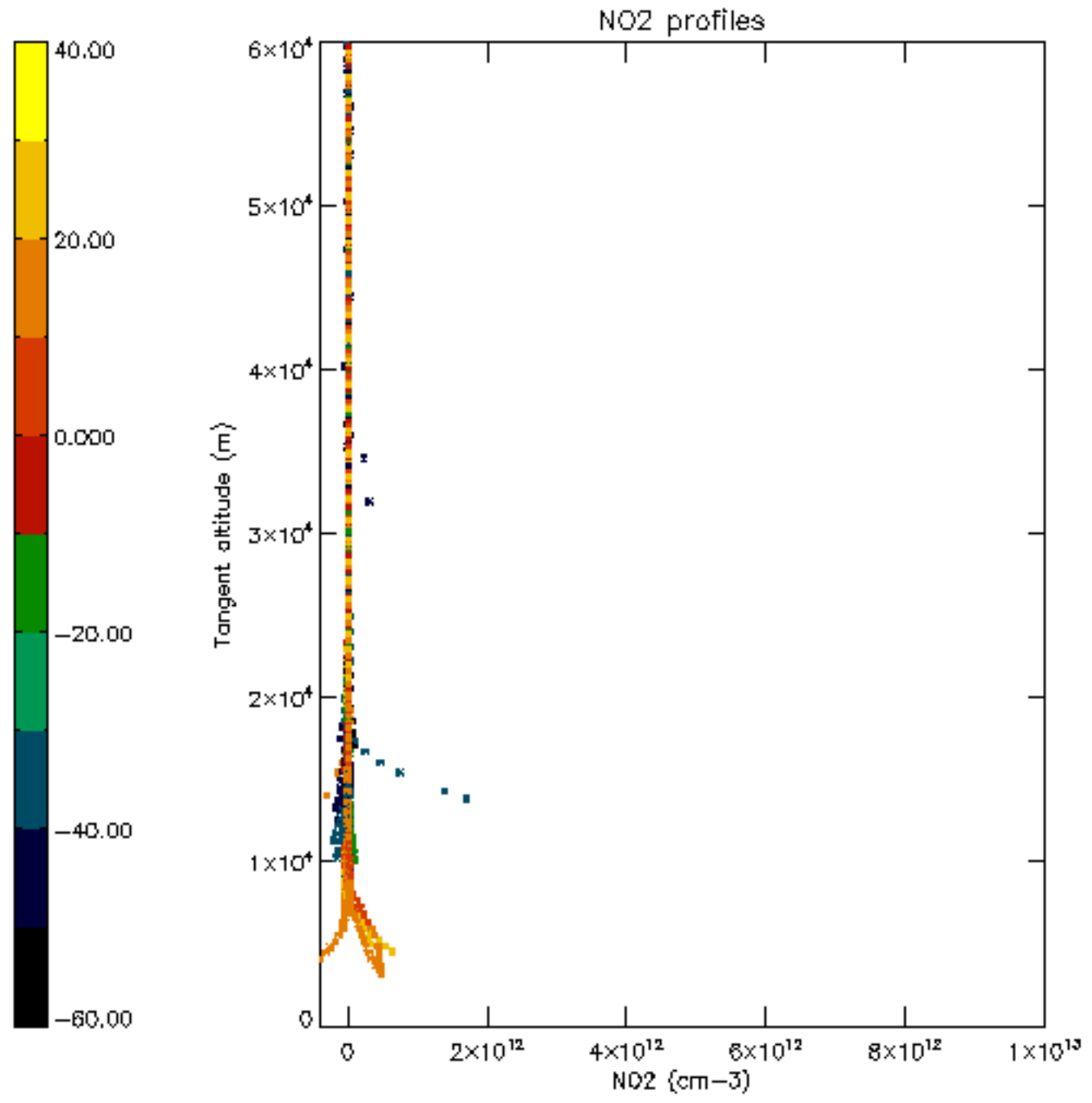


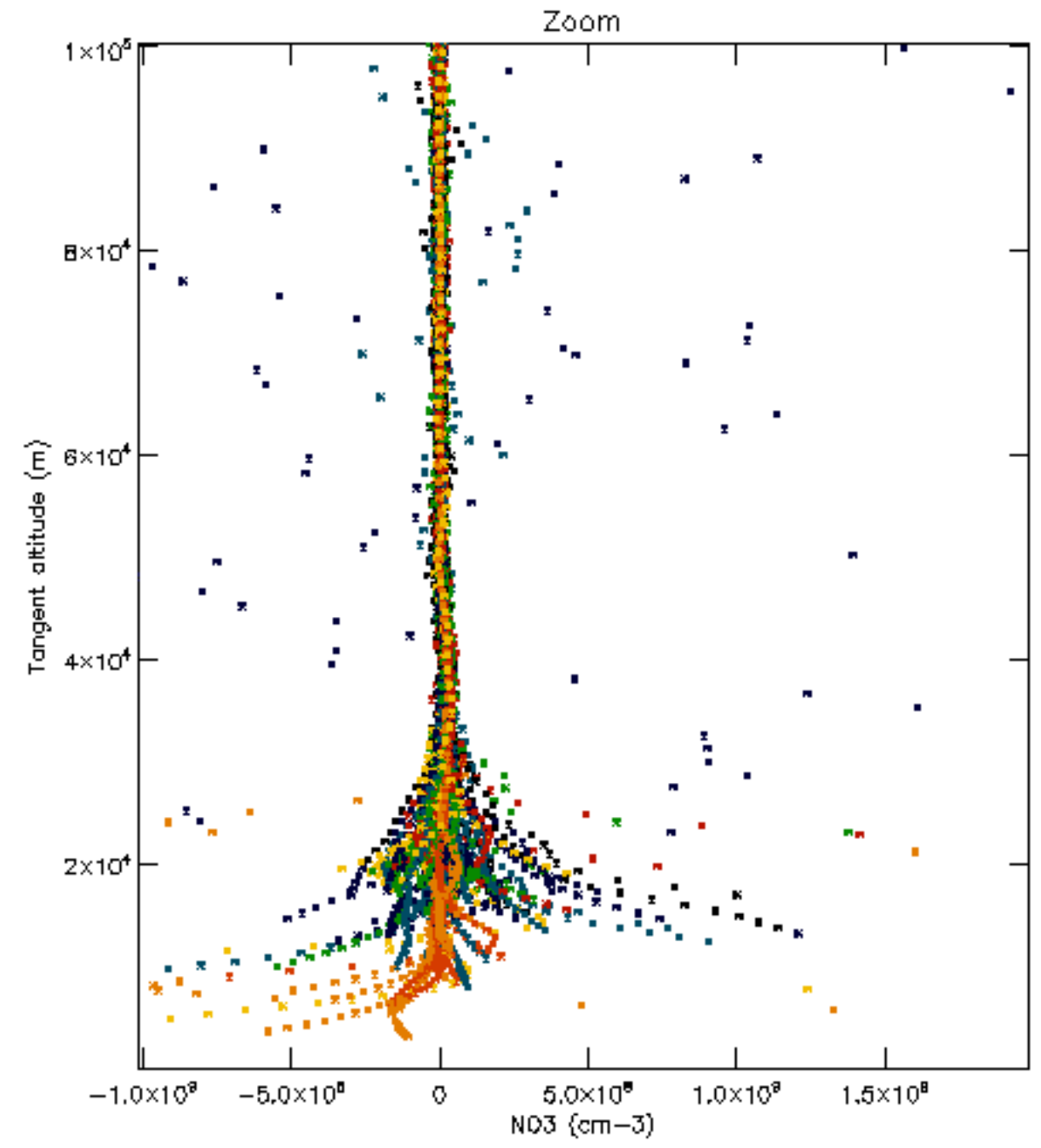
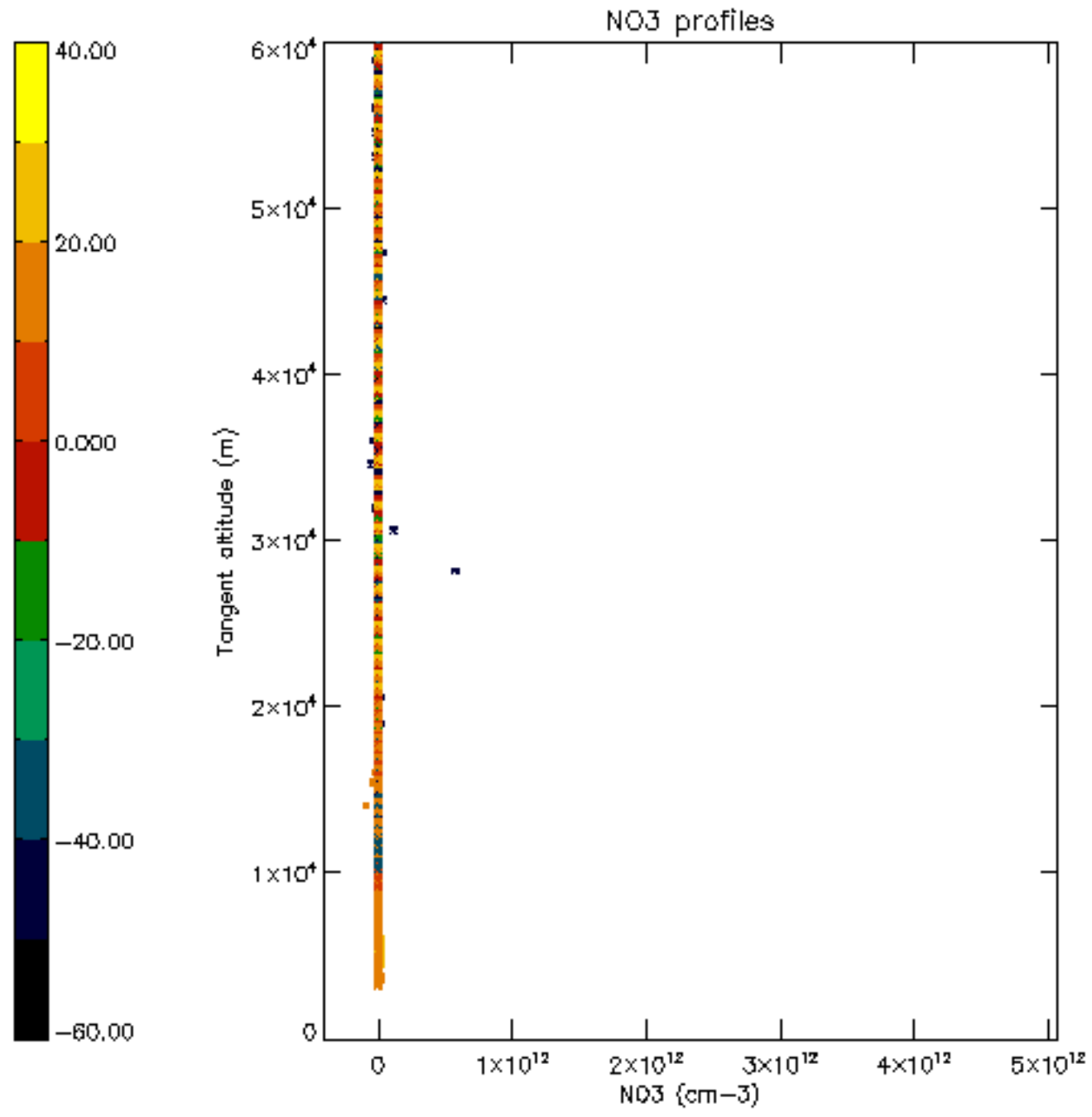


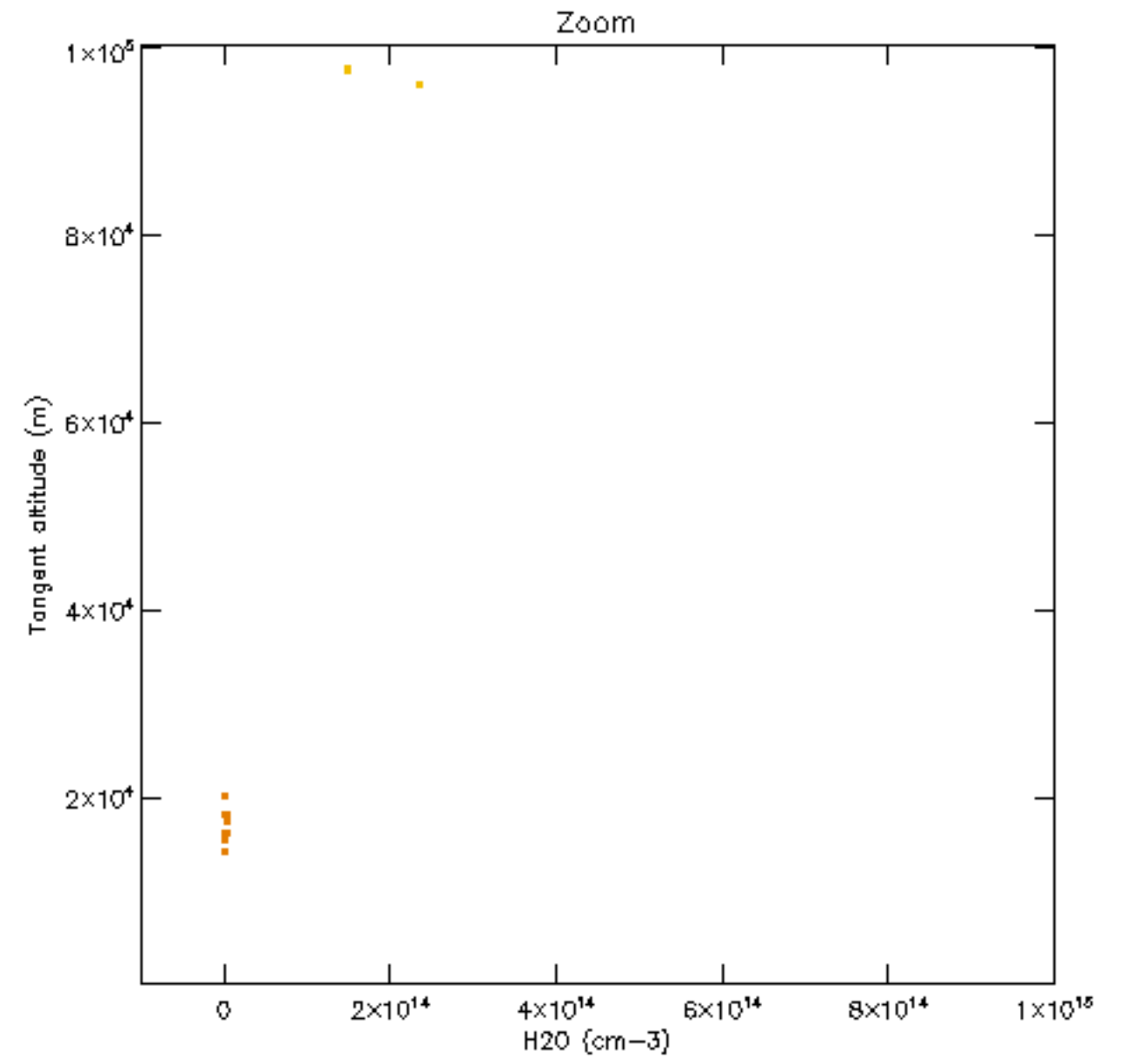
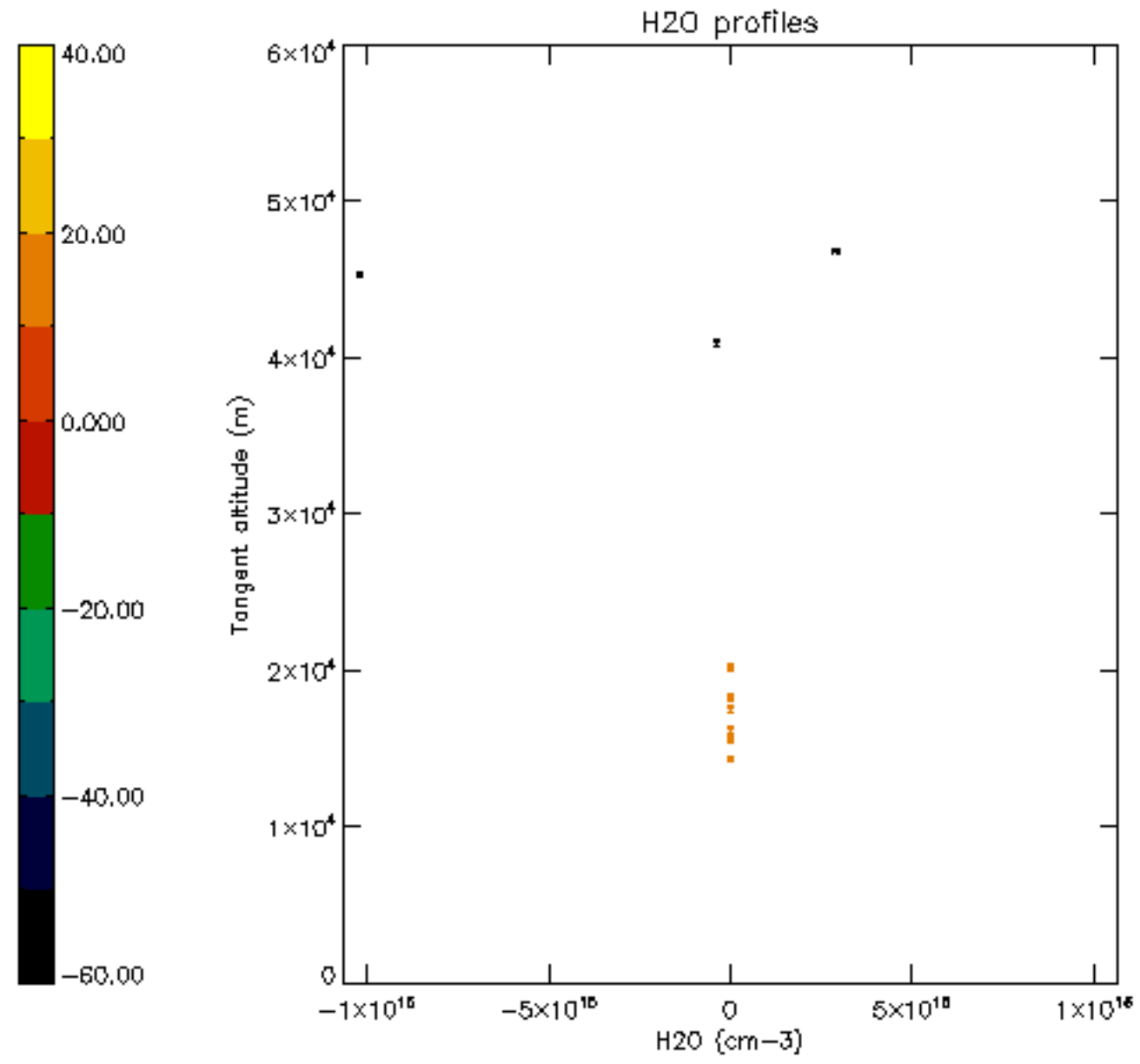


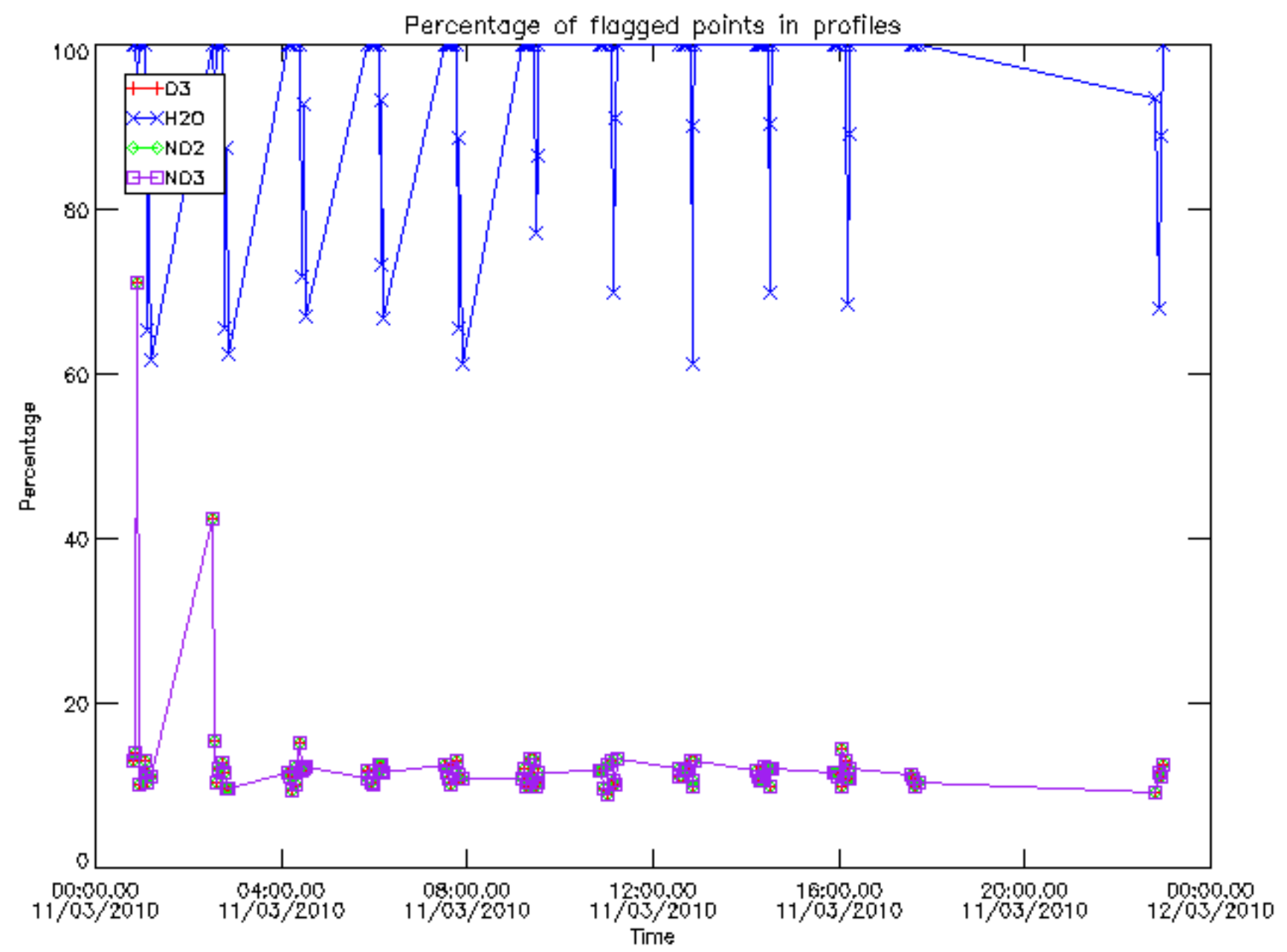




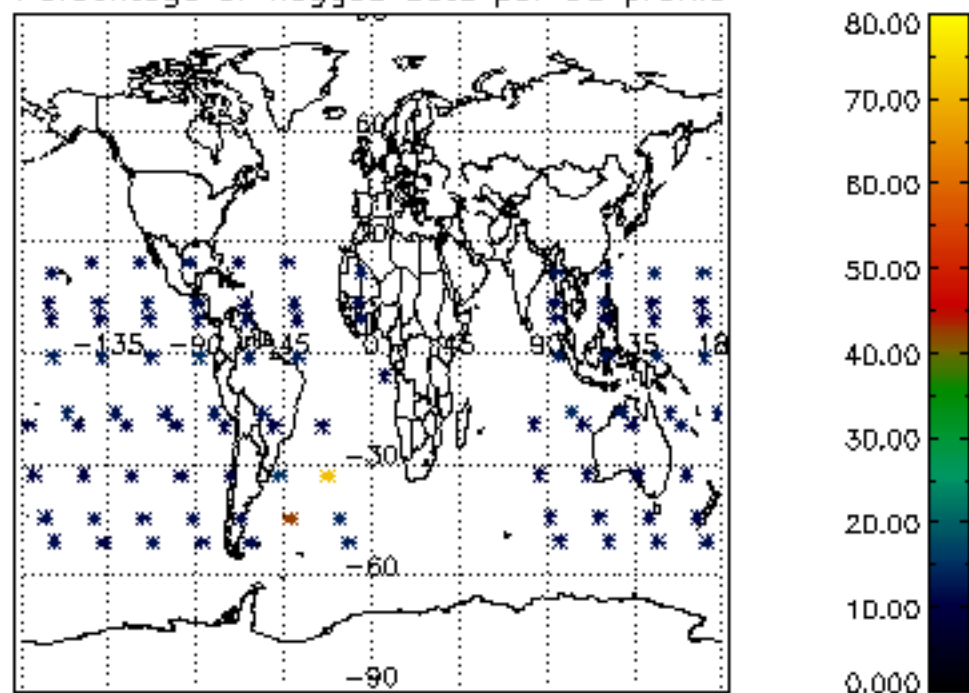




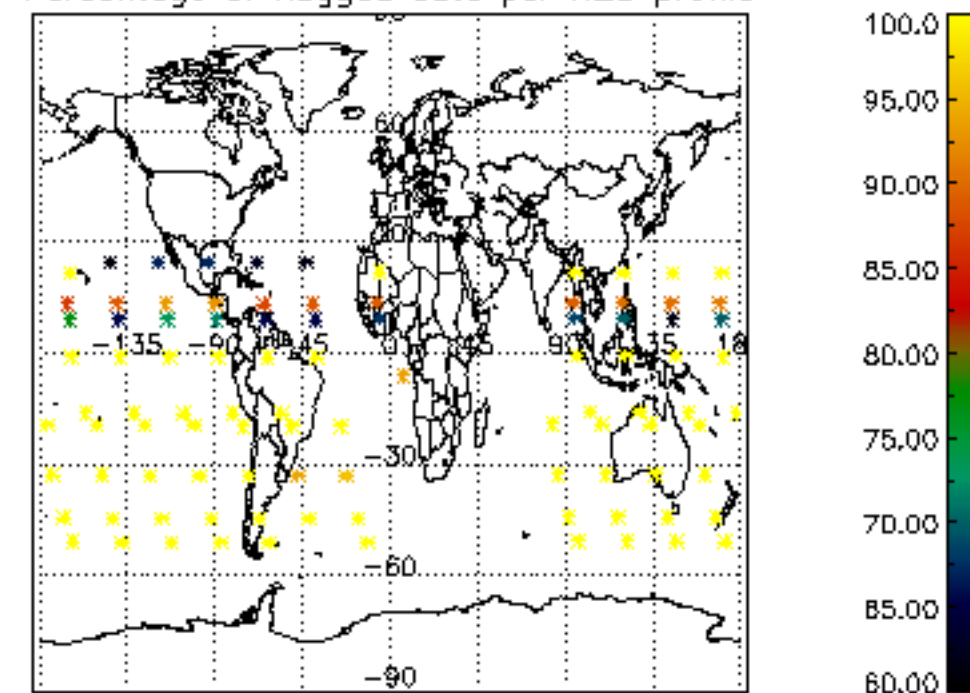




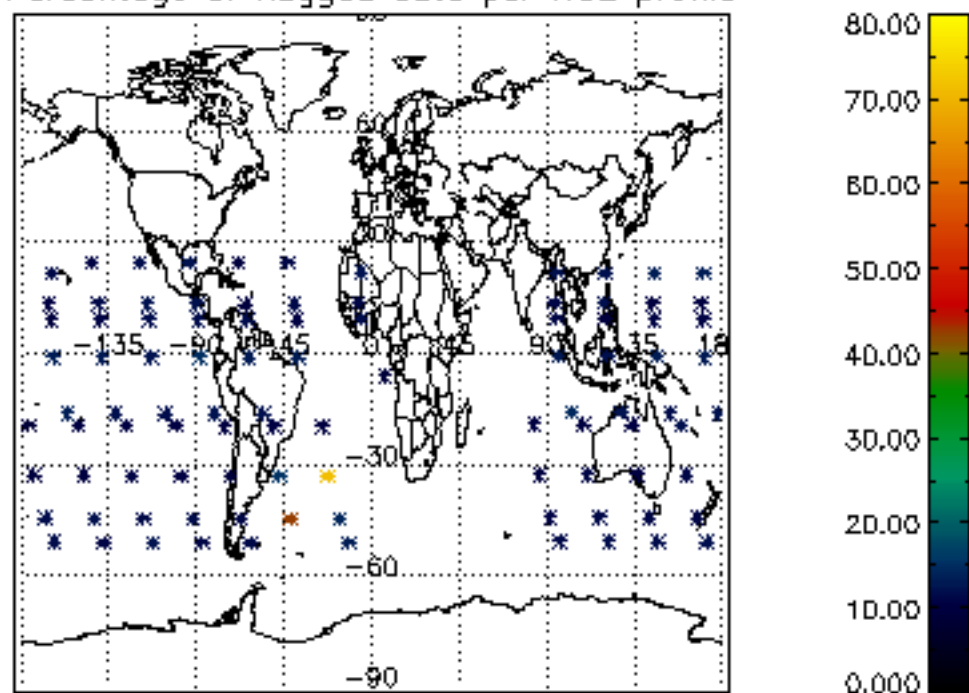
Percentage of flagged data per D3 profile



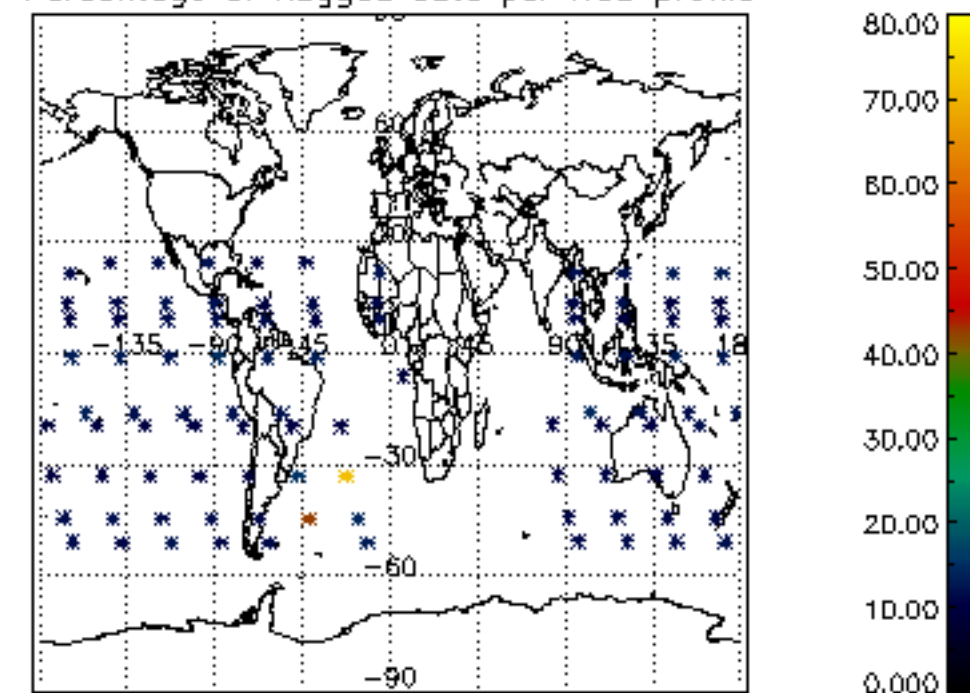
Percentage of flagged data per H2O profile

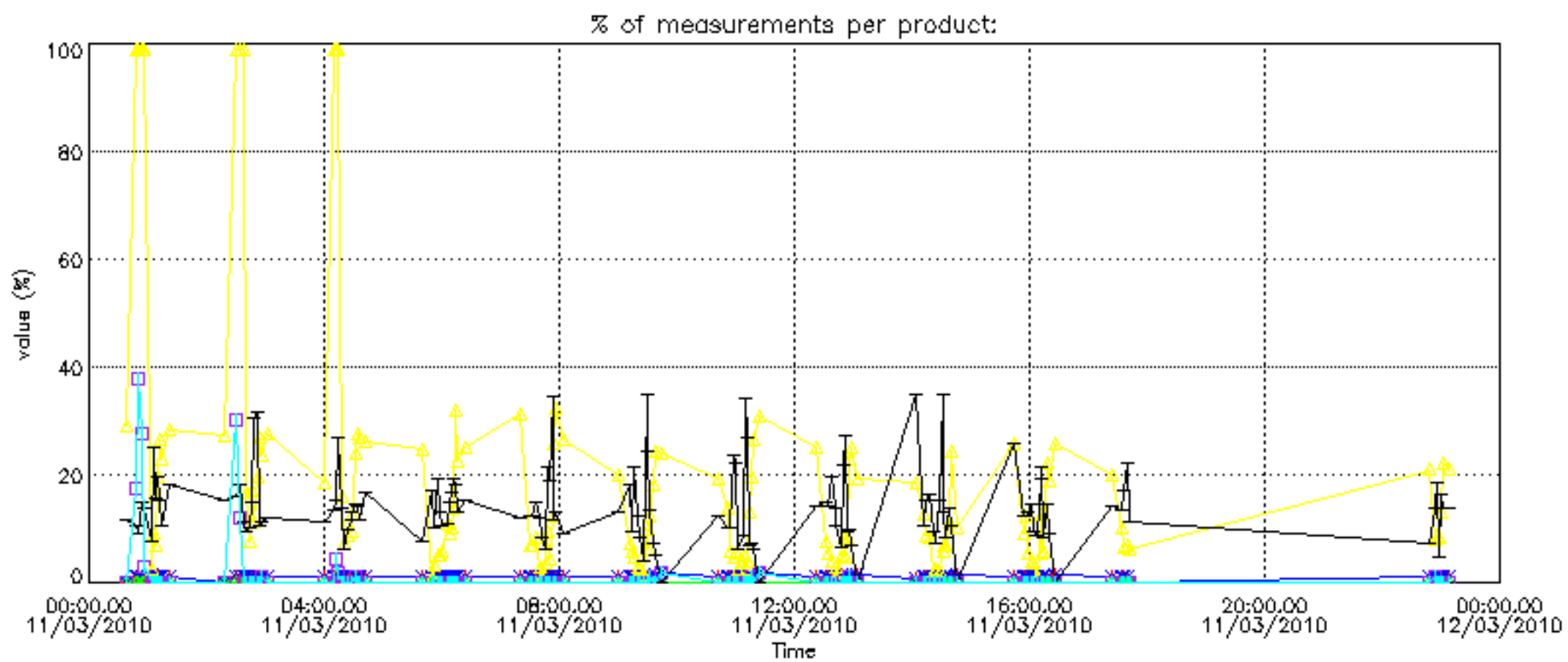


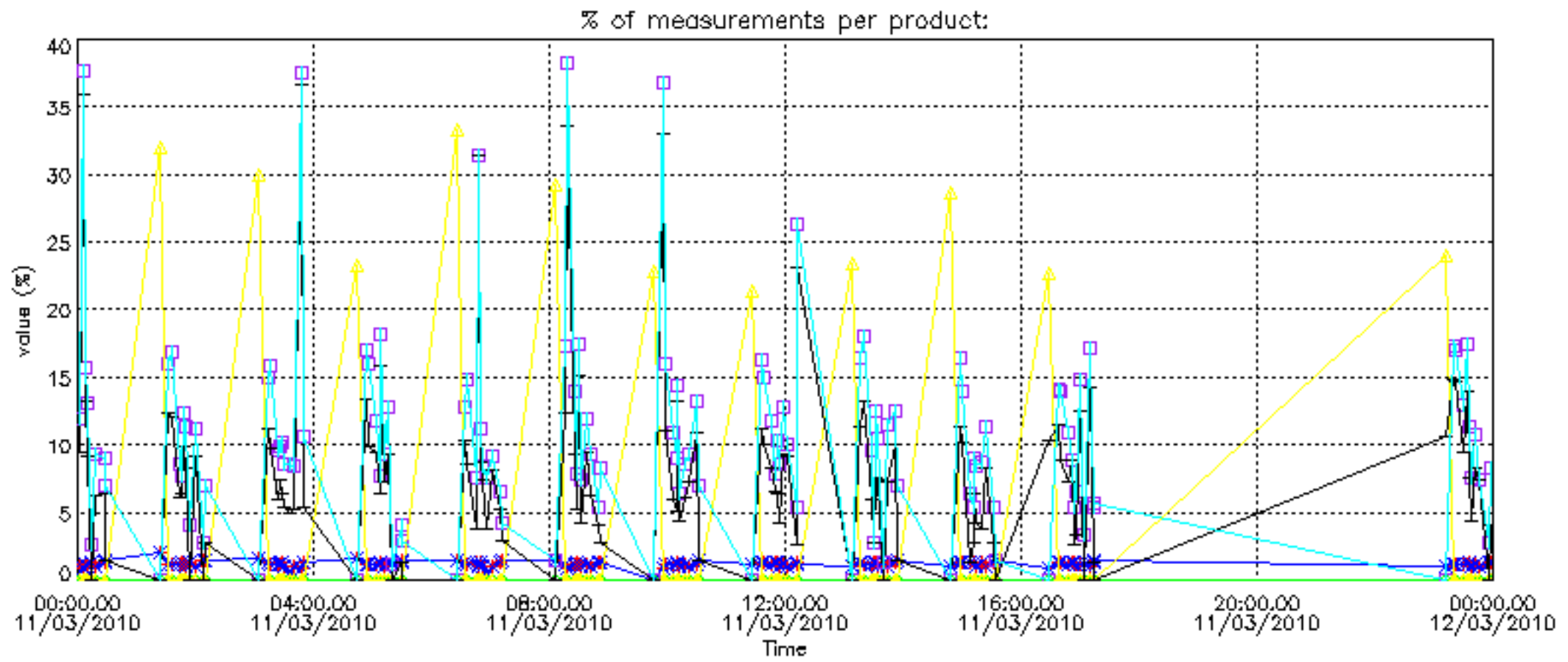
Percentage of flagged data per NO2 profile



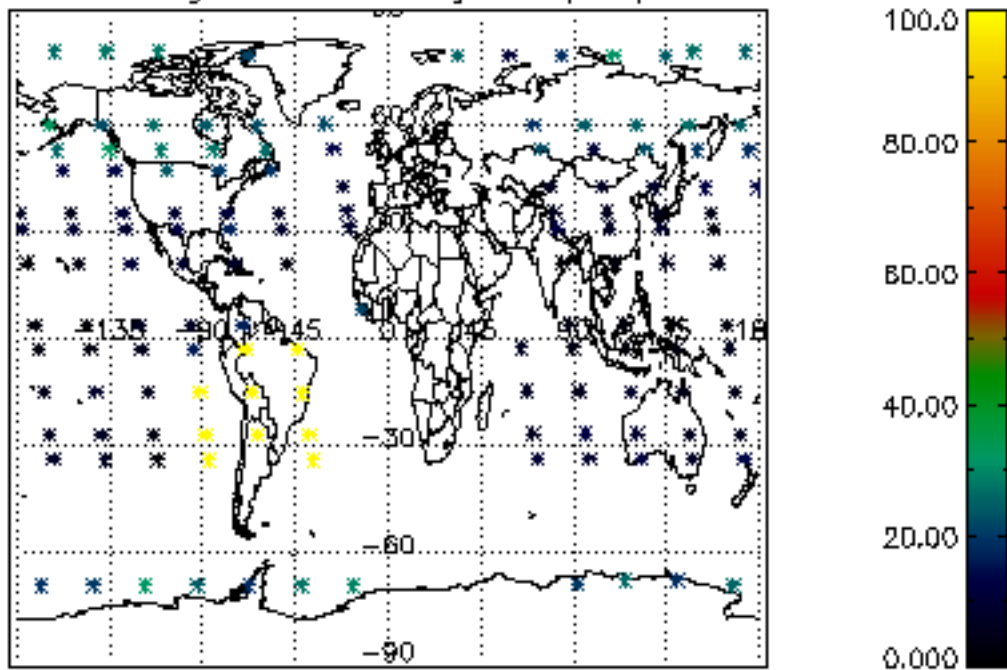
Percentage of flagged data per NO3 profile



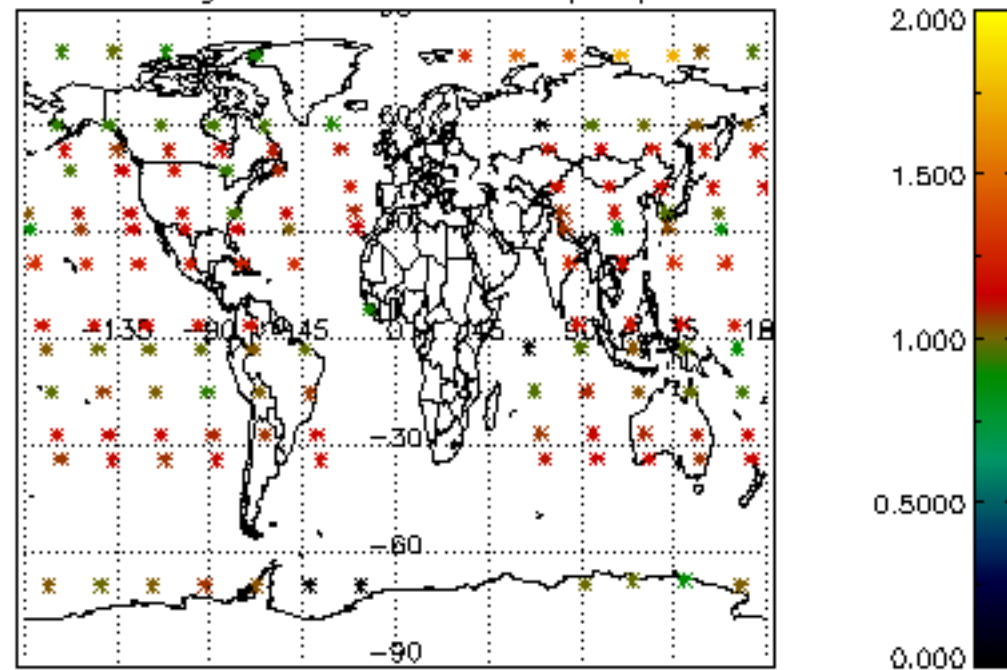




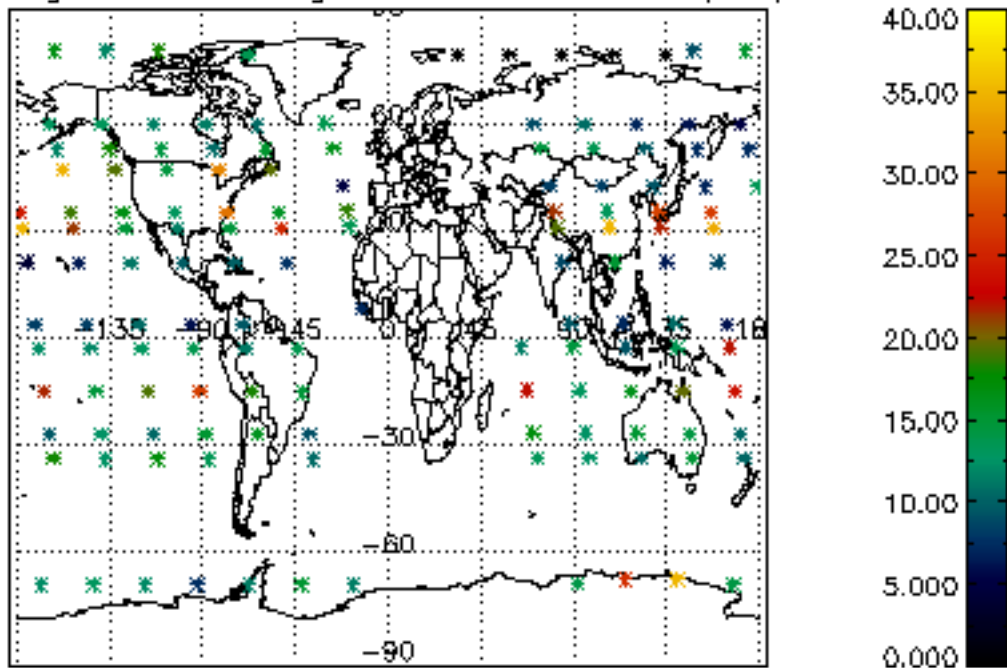
Percentage of cosmic ray hits per profile



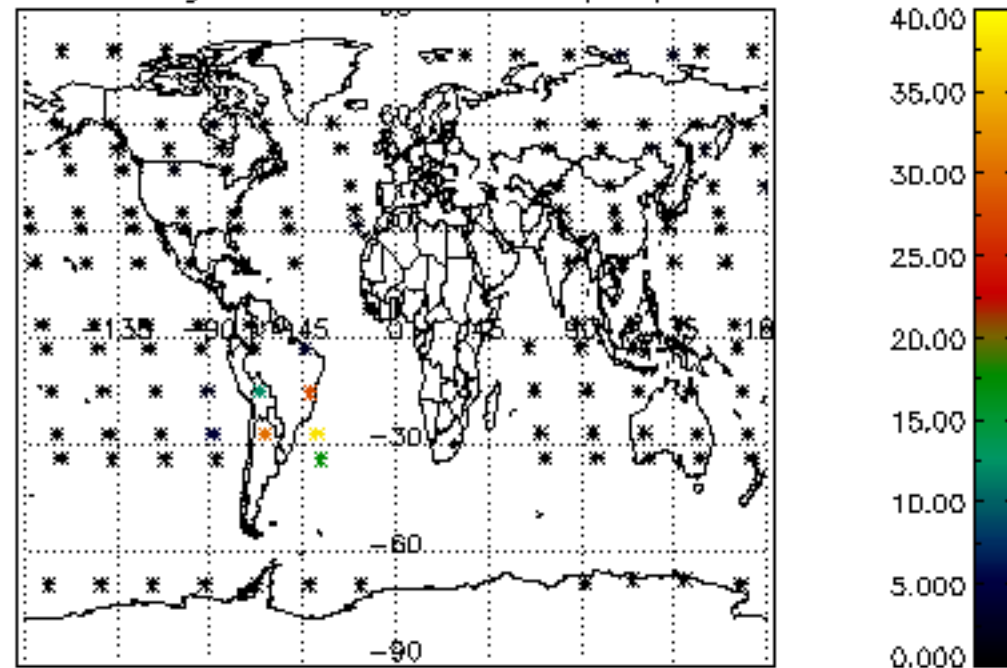
Percentage of datation errors per profile



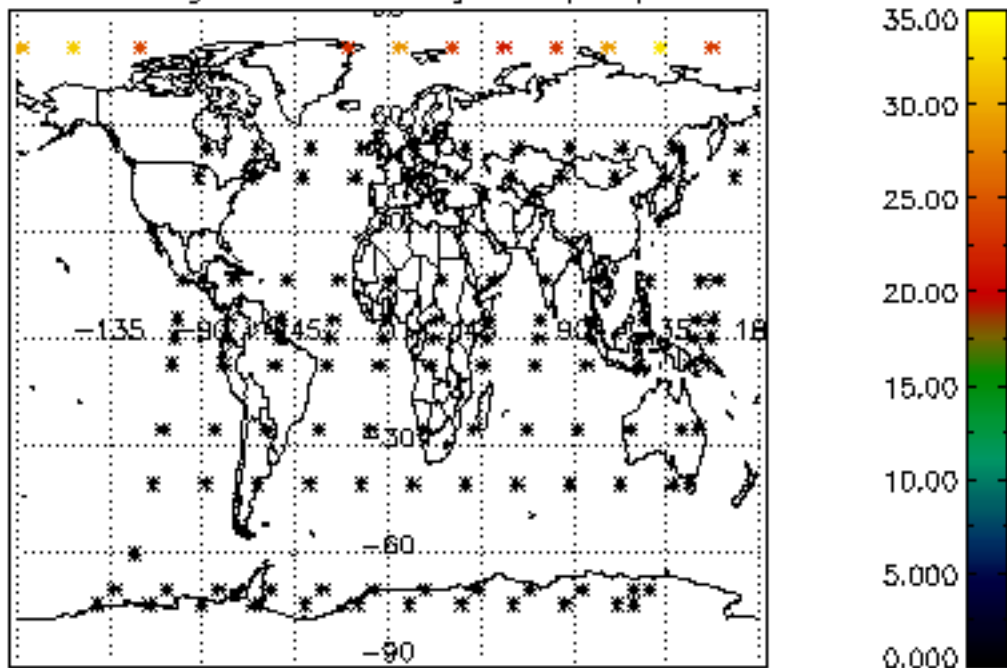
Percentage of star falling outside central band per profile



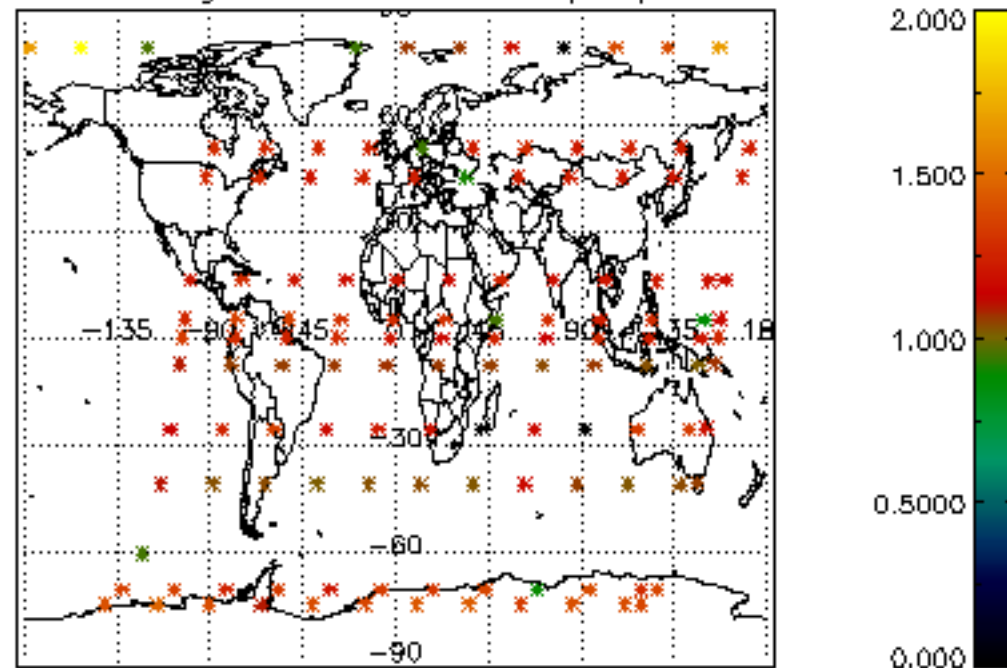
Percentage of saturation errors per profile



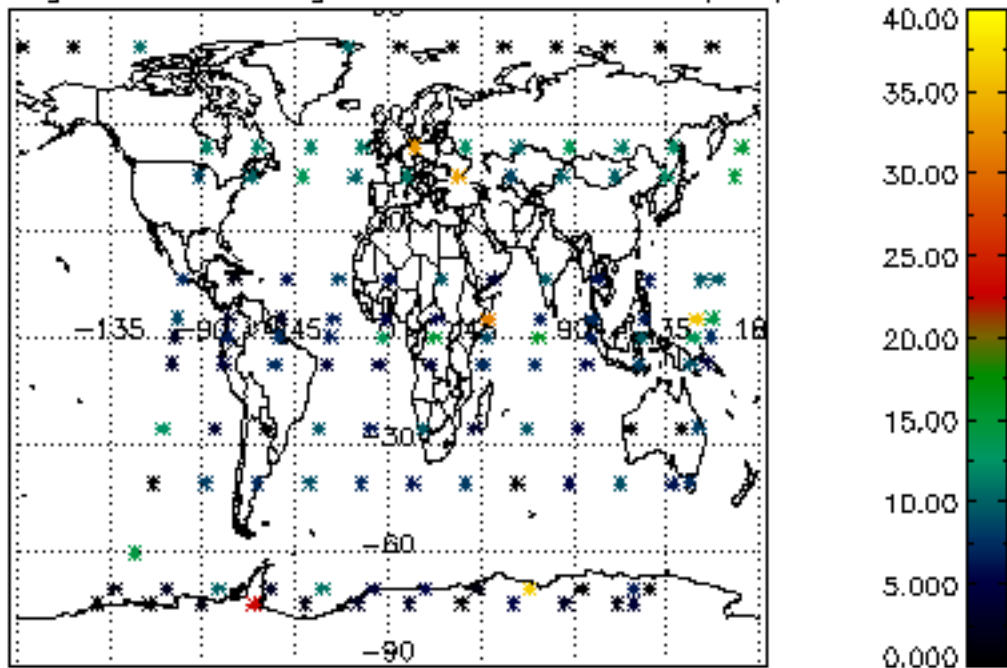
Percentage of cosmic ray hits per profile



Percentage of datation errors per profile



Percentage of star falling outside central band per profile



Percentage of saturation errors per profile

