

GOMOS Level 2 Daily Report

SUMMARY

[1. General Info](#)

[2. Summary of processed GOM_NL_2P products](#)

[3. Level 2 Quality information per product](#)

[3.1 Plot of level 2 quality information per product \(time dependant\)](#)

[3.2 Plot of level 2 quality information per product \(world map\)](#)

[4. Level 1 Quality information per product \(stored on level 2 products\)](#)

[4.1 Plot of level 1 quality information per product \(time dependant\)](#)

[4.1.1 Plot of level 1 quality information per product \(time dependant\): ASCENDING](#)

[4.1.2 Plot of level 1 quality information per product \(time dependant\): DESCENDING](#)

[4.2 Plot of level 1 quality information per product \(world map\)](#)

[4.2.1 Plot of level 1 quality information per product \(world map\): ASCENDING](#)

[4.2.2 Plot of level 1 quality information per product \(world map\): DESCENDING](#)

[5. Ozone profiles based on quality statistics and other trace gas profiles](#)

[5.1 Ozone statistics based on quality of products](#)

[5.2 Plot ozone profiles for all STD \(dark without errors\)](#)

[5.3 Plot ozone profiles where STD < 20% \(dark without errors\)](#)

[5.4. Plot ozone profiles where STD < 10% \(dark without errors\)](#)

[5.5. Plot ozone profiles where STD < 5% \(dark without errors\)](#)

[5.6 Plot NO2 profiles for all STD \(dark without errors\)](#)

[5.7 Plot NO3 profiles for all STD \(dark without errors\)](#)

[5.8 Plot H2O profiles \(only for occultations of stars 1,2,3,4,13,14,16,26,63 dark without errors\) for all STD](#)

[6. Auxiliary Data Files used for the production reported in section 2](#)

This report presents the daily analysis on parameters extracted from GOMOS level 2 data (GOM_NL__2P). It is intended to monitor some important parameters that will impact the quality of these products. A list of level 2 products (and content) that have arrived during the reporting day to the PCF is also given.

Item	Value
Time of report generation	26APR2013 18:08:02
Data source version	GOMOS/6.01
Start time of products	10-03-2010 (10MAR2010 00:00:00)
Stop time of products	11-03-2010 (11MAR2010 00:00:00)
Store outputs in DB	Yes
Nb of level 2 prods	351
Nb of prods with errors	0

2. Summary of processed GOM_NL__2P products.

Nr	Filename	UTC Start time	Limb	Duration	Star Id	Star Name	Star Mag	Star Temp	Nb Meas	Orbit	Prod. error
1	GOM_NL__2PRFIN20100310_000017_000000432087_00317_41954_8761.N1	10-MAR-2010 00:00:17	Dark	43.000	77	Eps Cen	2.3030	28000.	86	41954	No
2	GOM_NL__2PRFIN20100310_000142_000000452087_00317_41954_8762.N1	10-MAR-2010 00:01:42	Dark	44.500	26	Gam Cru	1.6240	2900.0	89	41954	No
3	GOM_NL__2PRFIN20100310_000319_000000432087_00317_41954_8763.N1	10-MAR-2010 00:03:19	Straylight	43.000	64	Gam Cen	2.2000	10600.	86	41954	No
4	GOM_NL__2PRFIN20100310_000517_000000532087_00317_41954_8764.N1	10-MAR-2010 00:05:17	Straylight	52.500	123	Iot Cen	2.7500	10200.	105	41954	No
5	GOM_NL__2PRFIN20100310_001219_000000552087_00317_41954_8765.N1	10-MAR-2010 00:12:19	Straylight	55.000	171	2Eps Crv	3.0010	4250.0	110	41954	No
6	GOM_NL__2PRFIN20100310_002346_000000412087_00317_41954_8766.N1	10-MAR-2010 00:23:46	Bright	40.500	22	32Alp Leo	1.3600	15200.	81	41954	No
7	GOM_NL__2PRFIN20100310_002609_000000402087_00317_41954_8767.N1	10-MAR-2010 00:26:09	Bright	40.000	51	41Gam1Leo	2.0100	4500.0	80	41954	No
8	GOM_NL__2PRFIN20100310_003423_000000402087_00317_41954_8768.N1	10-MAR-2010 00:34:23	Bright	40.000	174	52Psi UMa	3.0040	4400.0	80	41954	No
9	GOM_NL__2PRFIN20100310_003725_000000392087_00317_41954_8769.N1	10-MAR-2010 00:37:25	Bright	39.000	82	48Bet UMa	2.3650	10600.	78	41954	No
10	GOM_NL__2PRFIN20100310_003852_000000392087_00317_41954_8770.N1	10-MAR-2010 00:38:52	Bright	39.000	36	50Alp UMa	1.8000	6300.0	78	41954	No
11	GOM_NL__2PRFIN20100310_004108_000000442087_00317_41954_8771.N1	10-MAR-2010 00:41:08	Bright	44.000	32	77Eps UMa	1.7630	11000.	88	41954	No
12	GOM_NL__2PRFIN20100310_004604_000000502087_00317_41954_8772.N1	10-MAR-2010 00:46:04	Bright	50.000	60	7Bet UMi	2.0810	3950.0	100	41954	No
13	GOM_NL__2PRFIN20100310_005027_000000502087_00317_41954_8773.N1	10-MAR-2010 00:50:27	Bright	49.500	119	14Eta Dra	2.7270	4700.0	99	41954	No
14	GOM_NL__2PRFIN20100310_005601_000000482087_00317_41954_8774.N1	10-MAR-2010 00:56:01	Bright	48.000	69	33Gam Dra	2.2310	3800.0	96	41954	No
15	GOM_NL__2PRFIN20100310_005853_000000372087_00317_41954_8775.N1	10-MAR-2010 00:58:53	Bright	37.000	144	18Del Cyg	2.8600	11000.	74	41954	No
16	GOM_NL__2PRFIN20100310_010012_000000352087_00317_41954_8776.N1	10-MAR-2010 01:00:12	Bright	34.500	66	37Gam Cyg	2.2080	5900.0	69	41954	No
17	GOM_NL__2PRFIN20100310_010921_000000472087_00317_41954_8777.N1	10-MAR-2010 01:09:21	Tw_i_and_stray	47.000	168	17Zet Aql	2.9860	11000.	94	41954	No
18	GOM_NL__2PRFIN20100310_012126_000000442087_00317_41954_8778.N1	10-MAR-2010 01:21:26	Dark	43.500	57	34Sig Sgr	2.0660	26000.	87	41954	No
19	GOM_NL__2PRFIN20100310_012445_000000452087_00317_41954_8779.N1	10-MAR-2010 01:24:45	Dark	44.500	38	20Eps Sgr	1.8360	11000.	89	41954	No
20	GOM_NL__2PRFIN20100310_012804_000000492087_00317_41954_8780.N1	10-MAR-2010 01:28:04	Dark	48.500	25	35Lam Sco	1.6200	28000.	97	41954	No
21	GOM_NL__2PRFIN20100310_013002_000000442087_00318_41955_8612.N1	10-MAR-2010 01:30:02	Dark	43.500	147	Alp Ara	2.8770	26000.	87	41955	No
22	GOM_NL__2PRFIN20100310_013457_000000392087_00318_41955_8613.N1	10-MAR-2010 01:34:57	Dark	39.000	134	Bet TrA	2.8100	6600.0	78	41955	No
23	GOM_NL__2PRFIN20100310_013739_000000552087_00318_41955_8614.N1	10-MAR-2010 01:37:39	Dark	55.000	4	Alp1Cen	-0.010000	5800.0	110	41955	No
24	GOM_NL__2PRFIN20100310_013855_000000542087_00318_41955_8615.N1	10-MAR-2010 01:38:55	Dark	54.000	10	Bet Cen	0.61000	28000.	108	41955	No
25	GOM_NL__2PRFIN20100310_014054_000000472087_00318_41955_8616.N1	10-MAR-2010 01:40:54	Dark	47.000	77	Eps Cen	2.3030	28000.	94	41955	No
26	GOM_NL__2PRFIN20100310_014219_000000462087_00318_41955_8617.N1	10-MAR-2010 01:42:19	Dark	46.000	26	Gam Cru	1.6240	2900.0	92	41955	No
27	GOM_NL__2PRFIN20100310_014356_000000432087_00318_41955_8618.N1	10-MAR-2010 01:43:56	Straylight	43.000	64	Gam Cen	2.2000	10600.	86	41955	No
28	GOM_NL__2PRFIN20100310_014553_000000532087_00318_41955_8619.N1	10-MAR-2010 01:45:53	Straylight	52.500	123	Iot Cen	2.7500	10200.	105	41955	No
29	GOM_NL__2PRFIN20100310_015255_000000532087_00318_41955_8620.N1	10-MAR-2010 01:52:55	Straylight	53.000	171	2Eps Crv	3.0010	4250.0	106	41955	No
30	GOM_NL__2PRFIN20100310_020422_000000412087_00318_41955_8621.N1	10-MAR-2010 02:04:22	Bright	41.000	22	32Alp Leo	1.3600	15200.	82	41955	No
31	GOM_NL__2PRFIN20100310_020645_000000422087_00318_41955_8622.N1	10-MAR-2010 02:06:45	Bright	41.500	51	41Gam1Leo	2.0100	4500.0	83	41955	No
32	GOM_NL__2PRFIN20100310_021458_000000442087_00318_41955_8623.N1	10-MAR-2010 02:14:58	Bright	44.000	174	52Psi UMa	3.0040	4400.0	88	41955	No
33	GOM_NL__2PRFIN20100310_021801_000000392087_00318_41955_8624.N1	10-MAR-2010 02:18:01	Bright	38.500	82	48Bet UMa	2.3650	10600.	77	41955	No
34	GOM_NL__2PRFIN20100310_021928_000000392087_00318_41955_8625.N1	10-MAR-2010 02:19:28	Bright	39.000	36	50Alp UMa	1.8000	6300.0	78	41955	No
35	GOM_NL__2PRFIN20100310_022143_000000442087_00318_41955_8626.N1	10-MAR-2010 02:21:43	Bright	44.000	32	77Eps UMa	1.7630	11000.	88	41955	No
36	GOM_NL__2PRFIN20100310_022639_000000382087_00318_41955_8627.N1	10-MAR-2010 02:26:39	Bright	38.000	60	7Bet UMi	2.0810	3950.0	76	41955	No
37	GOM_NL__2PRFIN20100310_023103_000000442087_00318_41955_8628.N1	10-MAR-2010 02:31:03	Bright	43.500	119	14Eta Dra	2.7270	4700.0	87	41955	No
38	GOM_NL__2PRFIN20100310_023637_000000492087_00318_41955_8629.N1	10-MAR-2010 02:36:37	Bright	49.000	69	33Gam Dra	2.2310	3800.0	98	41955	No
39	GOM_NL__2PRFIN20100310_023928_000000362087_00318_41955_8630.N1	10-MAR-2010 02:39:28	Bright	36.000	144	18Del Cyg	2.8600	11000.	72	41955	No
40	GOM_NL__2PRFIN20100310_024048_000000352087_00318_41955_8631.N1	10-MAR-2010 02:40:48	Bright	35.000	66	37Gam Cyg	2.2080	5900.0	70	41955	No
41	GOM_NL__2PRFIN20100310_024957_000000502087_00318_41955_8632.N1	10-MAR-2010 02:49:57	Tw_i_and_stray	50.000	168	17Zet Aql	2.9860	11000.	100	41955	No
42	GOM_NL__2PRFIN20100310_030202_000000442087_00318_41955_8633.N1	10-MAR-2010 03:02:02	Dark	43.500	57	34Sig Sgr	2.0660	26000.	87	41955	No

43	GOM_NL__2PRFIN20100310_030522_000000442087_00318_41955_8634.N1	10-MAR-2010 03:05:22	Dark	43.500	38	20Eps Sgr	1.8360	11000.	87	41955	No
44	GOM_NL__2PRFIN20100310_030841_000000532087_00318_41955_8635.N1	10-MAR-2010 03:08:41	Dark	52.500	25	35Lam Sco	1.6200	28000.	105	41955	No
45	GOM_NL__2PRFIN20100310_031039_000000422087_00319_41956_8636.N1	10-MAR-2010 03:10:39	Dark	42.000	147	Alp Ara	2.8770	26000.	84	41956	No
46	GOM_NL__2PRFIN20100310_031533_000000402087_00319_41956_8621.N1	10-MAR-2010 03:15:33	Dark	39.500	134	Bet TrA	2.8100	6600.0	79	41956	No
47	GOM_NL__2PRFIN20100310_031815_000000422087_00319_41956_8622.N1	10-MAR-2010 03:18:15	Dark	42.000	4	Alp1Cen	-0.010000	5800.0	84	41956	No
48	GOM_NL__2PRFIN20100310_031932_000000422087_00319_41956_8623.N1	10-MAR-2010 03:19:32	Dark	42.000	10	Bet Cen	0.61000	28000.	84	41956	No
49	GOM_NL__2PRFIN20100310_032130_000000432087_00319_41956_8624.N1	10-MAR-2010 03:21:30	Dark	43.000	77	Eps Cen	2.3030	28000.	86	41956	No
50	GOM_NL__2PRFIN20100310_032255_000000482087_00319_41956_8625.N1	10-MAR-2010 03:22:55	Dark	48.000	26	Gam Cru	1.6240	2900.0	96	41956	No
51	GOM_NL__2PRFIN20100310_032432_000000472087_00319_41956_8626.N1	10-MAR-2010 03:24:32	Straylight	47.000	64	Gam Cen	2.2000	10600.	94	41956	No
52	GOM_NL__2PRFIN20100310_032630_000000542087_00319_41956_8627.N1	10-MAR-2010 03:26:30	Straylight	54.000	123	lot Cen	2.7500	10200.	108	41956	No
53	GOM_NL__2PRFIN20100310_033332_000000532087_00319_41956_8628.N1	10-MAR-2010 03:33:32	Straylight	52.500	171	2Eps Crv	3.0010	4250.0	105	41956	No
54	GOM_NL__2PRFIN20100310_034458_000000392087_00319_41956_8629.N1	10-MAR-2010 03:44:58	Bright	39.000	22	32Alp Leo	1.3600	15200.	78	41956	No
55	GOM_NL__2PRFIN20100310_034721_000000412087_00319_41956_8630.N1	10-MAR-2010 03:47:21	Bright	41.000	51	41Gam1Leo	2.0100	4500.0	82	41956	No
56	GOM_NL__2PRFIN20100310_035534_000000392087_00319_41956_8631.N1	10-MAR-2010 03:55:34	Bright	39.000	174	52Psi UMa	3.0040	4400.0	78	41956	No
57	GOM_NL__2PRFIN20100310_035837_000000402087_00319_41956_8632.N1	10-MAR-2010 03:58:37	Bright	40.000	82	48Bet UMa	2.3650	10600.	80	41956	No
58	GOM_NL__2PRFIN20100310_040003_000000572087_00319_41956_8633.N1	10-MAR-2010 04:00:03	Bright	57.000	36	50Alp UMa	1.8000	6300.0	114	41956	No
59	GOM_NL__2PRFIN20100310_040219_000000472087_00319_41956_8634.N1	10-MAR-2010 04:02:19	Bright	47.000	32	77Eps UMa	1.7630	11000.	94	41956	No
60	GOM_NL__2PRFIN20100310_040715_000000422087_00319_41956_8635.N1	10-MAR-2010 04:07:15	Bright	41.500	60	7Bet UMi	2.0810	3950.0	83	41956	No
61	GOM_NL__2PRFIN20100310_041138_000000482087_00319_41956_8636.N1	10-MAR-2010 04:11:38	Bright	48.000	119	14Eta Dra	2.7270	4700.0	96	41956	No
62	GOM_NL__2PRFIN20100310_041713_000000512087_00319_41956_8637.N1	10-MAR-2010 04:17:13	Bright	50.500	69	33Gam Dra	2.2310	3800.0	101	41956	No
63	GOM_NL__2PRFIN20100310_042005_000000562087_00319_41956_8638.N1	10-MAR-2010 04:20:05	Bright	56.000	144	18Del Cyg	2.8600	11000.	112	41956	No
64	GOM_NL__2PRFIN20100310_042124_000000342087_00319_41956_8639.N1	10-MAR-2010 04:21:24	Bright	34.000	66	37Gam Cyg	2.2080	5900.0	68	41956	No
65	GOM_NL__2PRFIN20100310_043033_000000482087_00319_41956_8640.N1	10-MAR-2010 04:30:33	Tw_i_and_stray	48.000	168	17Zet Aql	2.9860	11000.	96	41956	No
66	GOM_NL__2PRFIN20100310_044239_000000462087_00319_41956_8641.N1	10-MAR-2010 04:42:39	Dark	45.500	57	34Sig Sgr	2.0660	26000.	91	41956	No
67	GOM_NL__2PRFIN20100310_044559_000000472087_00319_41956_8642.N1	10-MAR-2010 04:45:59	Dark	46.500	38	20Eps Sgr	1.8360	11000.	93	41956	No
68	GOM_NL__2PRFIN20100310_044918_000000552087_00319_41956_8643.N1	10-MAR-2010 04:49:18	Dark	55.000	25	35Lam Sco	1.6200	28000.	110	41956	No
69	GOM_NL__2PRFIN20100310_045116_000000422087_00320_41957_8628.N1	10-MAR-2010 04:51:16	Dark	42.000	147	Alp Ara	2.8770	26000.	84	41957	No
70	GOM_NL__2PRFIN20100310_045610_000000382087_00320_41957_8629.N1	10-MAR-2010 04:56:10	Dark	38.000	134	Bet TrA	2.8100	6600.0	76	41957	No
71	GOM_NL__2PRFIN20100310_045852_000000432087_00320_41957_8630.N1	10-MAR-2010 04:58:52	Dark	42.500	4	Alp1Cen	-0.010000	5800.0	85	41957	No
72	GOM_NL__2PRFIN20100310_050008_000000522087_00320_41957_8631.N1	10-MAR-2010 05:00:08	Dark	51.500	10	Bet Cen	0.61000	28000.	103	41957	No
73	GOM_NL__2PRFIN20100310_050207_000000412087_00320_41957_8632.N1	10-MAR-2010 05:02:07	Dark	41.000	77	Eps Cen	2.3030	28000.	82	41957	No
74	GOM_NL__2PRFIN20100310_050332_000000532087_00320_41957_8633.N1	10-MAR-2010 05:03:32	Dark	53.000	26	Gam Cru	1.6240	2900.0	106	41957	No
75	GOM_NL__2PRFIN20100310_050509_000000492087_00320_41957_8634.N1	10-MAR-2010 05:05:09	Straylight	48.500	64	Gam Cen	2.2000	10600.	97	41957	No
76	GOM_NL__2PRFIN20100310_050707_000000552087_00320_41957_8635.N1	10-MAR-2010 05:07:07	Straylight	54.500	123	lot Cen	2.7500	10200.	109	41957	No
77	GOM_NL__2PRFIN20100310_051408_000000552087_00320_41957_8636.N1	10-MAR-2010 05:14:08	Straylight	54.500	171	2Eps Crv	3.0010	4250.0	109	41957	No
78	GOM_NL__2PRFIN20100310_052534_000000412087_00320_41957_8637.N1	10-MAR-2010 05:25:34	Bright	40.500	22	32Alp Leo	1.3600	15200.	81	41957	No
79	GOM_NL__2PRFIN20100310_052756_000000412087_00320_41957_8638.N1	10-MAR-2010 05:27:56	Bright	40.500	51	41Gam1Leo	2.0100	4500.0	81	41957	No
80	GOM_NL__2PRFIN20100310_053609_000000422087_00320_41957_8639.N1	10-MAR-2010 05:36:09	Bright	41.500	174	52Psi UMa	3.0040	4400.0	83	41957	No
81	GOM_NL__2PRFIN20100310_053912_000000402087_00320_41957_8640.N1	10-MAR-2010 05:39:12	Bright	39.500	82	48Bet UMa	2.3650	10600.	79	41957	No
82	GOM_NL__2PRFIN20100310_054039_000000572087_00320_41957_8641.N1	10-MAR-2010 05:40:39	Bright	57.000	36	50Alp UMa	1.8000	6300.0	114	41957	No
83	GOM_NL__2PRFIN20100310_054254_000000472087_00320_41957_8642.N1	10-MAR-2010 05:42:54	Bright	47.000	32	77Eps UMa	1.7630	11000.	94	41957	No
84	GOM_NL__2PRFIN20100310_054750_000000412087_00320_41957_8643.N1	10-MAR-2010 05:47:50	Bright	41.000	60	7Bet UMi	2.0810	3950.0	82	41957	No
85	GOM_NL__2PRFIN20100310_055214_000000492087_00320_41957_8644.N1	10-MAR-2010 05:52:14	Bright	48.500	119	14Eta Dra	2.7270	4700.0	97	41957	No
86	GOM_NL__2PRFIN20100310_055748_000000532087_00320_41957_8645.N1	10-MAR-2010 05:57:48	Bright	52.500	69	33Gam Dra	2.2310	3800.0	105	41957	No
87	GOM_NL__2PRFIN20100310_060040_000000372087_00320_41957_8646.N1	10-MAR-2010 06:00:40	Bright	37.000	144	18Del Cyg	2.8600	11000.	74	41957	No
88	GOM_NL__2PRFIN20100310_060200_000000382087_00320_41957_8647.N1	10-MAR-2010 06:02:00	Bright	37.500	66	37Gam Cyg	2.2080	5900.0	75	41957	No
89	GOM_NL__2PRFIN20100310_061110_000000482087_00320_41957_8648.N1	10-MAR-2010 06:11:10	Tw_i_and_stray	48.000	168	17Zet Aql	2.9860	11000.	96	41957	No
90	GOM_NL__2PRFIN20100310_062315_000000452087_00320_41957_8649.N1	10-MAR-2010 06:23:15	Dark	45.000	57	34Sig Sgr	2.0660	26000.	90	41957	No
91	GOM_NL__2PRFIN20100310_062635_000000472087_00320_41957_8650.N1	10-MAR-2010 06:26:35	Dark	46.500	38	20Eps Sgr	1.8360	11000.	93	41957	No
92	GOM_NL__2PRFIN20100310_062955_000000502087_00320_41957_8651.N1	10-MAR-2010 06:29:55	Dark	50.000	25	35Lam Sco	1.6200	28000.	100	41957	No
93	GOM_NL__2PRFIN20100310_063153_000000412087_00321_41958_8636.N1	10-MAR-2010 06:31:53	Dark	40.500	147	Alp Ara	2.8770	26000.	81	41958	No
94	GOM_NL__2PRFIN20100310_063646_000000392087_00321_41958_8637.N1	10-MAR-2010 06:36:46	Dark	39.000	134	Bet TrA	2.8100	6600.0	78	41958	No
95	GOM_NL__2PRFIN20100310_063929_000000442087_00321_41958_8638.N1	10-MAR-2010 06:39:29	Dark	43.500	4	Alp1Cen	-0.010000	5800.0	87	41958	No
96	GOM_NL__2PRFIN20100310_064045_000000432087_00321_41958_8639.N1	10-MAR-2010 06:40:45	Dark	43.000	10	Bet Cen	0.61000	28000.	86	41958	No
97	GOM_NL__2PRFIN20100310_064244_000000442087_00321_41958_8640.N1	10-MAR-2010 06:42:44	Dark	43.500	77	Eps Cen	2.3030	28000.	87	41958	No
98	GOM_NL__2PRFIN20100310_064408_000000452087_00321_41958_8641.N1	10-MAR-2010 06:44:08	Dark	45.000	26	Gam Cru	1.6240	2900.0	90	41958	No
99	GOM_NL__2PRFIN20100310_064545_000000432087_00321_41958_8642.N1	10-MAR-2010 06:45:45	Straylight	43.000	64	Gam Cen	2.2000	10600.	86	41958	No
100	GOM_NL__2PRFIN20100310_064743_000000522087_00321_41958_8643.N1	10-MAR-2010 06:47:43	Straylight	52.000	123	lot Cen	2.7500	10200.	104	41958	No
101	GOM_NL__2PRFIN20100310_065444_000000542087_00321_41958_8644.N1	10-MAR-2010 06:54:44	Straylight	54.000	171	2Eps Crv	3.0010	4250.0	108	41958	No

102	GOM_NL__2PRFIN20100310_070610_000000402087_00321_41958_8645.N1	10-MAR-2010 07:06:10	Bright	40.000	22	32Alp Leo	1.3600	15200.	80	41958	No
103	GOM_NL__2PRFIN20100310_070832_000000422087_00321_41958_8646.N1	10-MAR-2010 07:08:32	Bright	41.500	51	41Gam1Leo	2.0100	4500.0	83	41958	No
104	GOM_NL__2PRFIN20100310_071645_000000422087_00321_41958_8647.N1	10-MAR-2010 07:16:45	Bright	41.500	174	52Psi UMa	3.0040	4400.0	83	41958	No
105	GOM_NL__2PRFIN20100310_071948_000000402087_00321_41958_8648.N1	10-MAR-2010 07:19:48	Bright	39.500	82	48Bet UMa	2.3650	10600.	79	41958	No
106	GOM_NL__2PRFIN20100310_072115_000000482087_00321_41958_8649.N1	10-MAR-2010 07:21:15	Bright	47.500	36	50Alp UMa	1.8000	6300.0	95	41958	No
107	GOM_NL__2PRFIN20100310_072329_000000482087_00321_41958_8650.N1	10-MAR-2010 07:23:29	Bright	47.500	32	77Eps UMa	1.7630	11000.	95	41958	No
108	GOM_NL__2PRFIN20100310_072826_000000372087_00321_41958_8651.N1	10-MAR-2010 07:28:26	Bright	36.500	60	7Bet UMi	2.0810	3950.0	73	41958	No
109	GOM_NL__2PRFIN20100310_073249_000000482087_00321_41958_8652.N1	10-MAR-2010 07:32:49	Bright	48.000	119	14Eta Dra	2.7270	4700.0	96	41958	No
110	GOM_NL__2PRFIN20100310_073824_000000492087_00321_41958_8653.N1	10-MAR-2010 07:38:24	Bright	48.500	69	33Gam Dra	2.2310	3800.0	97	41958	No
111	GOM_NL__2PRFIN20100310_074116_000000392087_00321_41958_8654.N1	10-MAR-2010 07:41:16	Bright	39.000	144	18Del Cyg	2.8600	11000.	78	41958	No
112	GOM_NL__2PRFIN20100310_074236_000000392087_00321_41958_8655.N1	10-MAR-2010 07:42:36	Bright	38.500	66	37Gam Cyg	2.2080	5900.0	77	41958	No
113	GOM_NL__2PRFIN20100310_075146_000000472087_00321_41958_8656.N1	10-MAR-2010 07:51:46	Tw_i_and_stray	47.000	168	17Zet Aql	2.9860	11000.	94	41958	No
114	GOM_NL__2PRFIN20100310_080156_000000442087_00321_41958_8657.N1	10-MAR-2010 08:01:56	Dark	43.500	155	41Pi Sgr	2.9000	6600.0	87	41958	No
115	GOM_NL__2PRFIN20100310_080352_000000472087_00321_41958_8658.N1	10-MAR-2010 08:03:52	Dark	47.000	57	34Sig Sgr	2.0660	26000.	94	41958	No
116	GOM_NL__2PRFIN20100310_080712_000000472087_00321_41958_8659.N1	10-MAR-2010 08:07:12	Dark	47.000	38	20Eps Sgr	1.8360	11000.	94	41958	No
117	GOM_NL__2PRFIN20100310_081032_000000572087_00321_41958_8660.N1	10-MAR-2010 08:10:32	Dark	56.500	25	35Lam Sco	1.6200	28000.	113	41958	No
118	GOM_NL__2PRFIN20100310_081229_000000412087_00322_41959_8644.N1	10-MAR-2010 08:12:29	Dark	41.000	147	Alp Ara	2.8770	26000.	82	41959	No
119	GOM_NL__2PRFIN20100310_081723_000000432087_00322_41959_8645.N1	10-MAR-2010 08:17:23	Dark	43.000	134	Bet TrA	2.8100	6600.0	86	41959	No
120	GOM_NL__2PRFIN20100310_082005_000000442087_00322_41959_8646.N1	10-MAR-2010 08:20:05	Dark	44.000	4	Alp1Cen	-0.010000	5800.0	88	41959	No
121	GOM_NL__2PRFIN20100310_082121_000000472087_00322_41959_8647.N1	10-MAR-2010 08:21:21	Dark	47.000	10	Bet Cen	0.61000	28000.	94	41959	No
122	GOM_NL__2PRFIN20100310_082320_000000422087_00322_41959_8648.N1	10-MAR-2010 08:23:20	Dark	41.500	77	Eps Cen	2.3030	28000.	83	41959	No
123	GOM_NL__2PRFIN20100310_082444_000000552087_00322_41959_8649.N1	10-MAR-2010 08:24:44	Dark	54.500	26	Gam Cru	1.6240	2900.0	109	41959	No
124	GOM_NL__2PRFIN20100310_082622_000000442087_00322_41959_8650.N1	10-MAR-2010 08:26:22	Straylight	43.500	64	Gam Cen	2.2000	10600.	87	41959	No
125	GOM_NL__2PRFIN20100310_082820_000000532087_00322_41959_8651.N1	10-MAR-2010 08:28:20	Straylight	52.500	123	lot Cen	2.7500	10200.	105	41959	No
126	GOM_NL__2PRFIN20100310_083520_000000522087_00322_41959_8652.N1	10-MAR-2010 08:35:20	Straylight	51.500	171	2Eps Crv	3.0010	4250.0	103	41959	No
127	GOM_NL__2PRFIN20100310_084646_000000412087_00322_41959_8653.N1	10-MAR-2010 08:46:46	Bright	41.000	22	32Alp Leo	1.3600	15200.	82	41959	No
128	GOM_NL__2PRFIN20100310_084908_000000402087_00322_41959_8654.N1	10-MAR-2010 08:49:08	Bright	40.000	51	41Gam1Leo	2.0100	4500.0	80	41959	No
129	GOM_NL__2PRFIN20100310_085720_000000422087_00322_41959_8655.N1	10-MAR-2010 08:57:20	Bright	41.500	174	52Psi UMa	3.0040	4400.0	83	41959	No
130	GOM_NL__2PRFIN20100310_090024_000000392087_00322_41959_8656.N1	10-MAR-2010 09:00:24	Bright	38.500	82	48Bet UMa	2.3650	10600.	77	41959	No
131	GOM_NL__2PRFIN20100310_090150_000000412087_00322_41959_8657.N1	10-MAR-2010 09:01:50	Bright	40.500	36	50Alp UMa	1.8000	6300.0	81	41959	No
132	GOM_NL__2PRFIN20100310_090404_000000472087_00322_41959_8658.N1	10-MAR-2010 09:04:04	Bright	47.000	32	77Eps UMa	1.7630	11000.	94	41959	No
133	GOM_NL__2PRFIN20100310_090902_000000432087_00322_41959_8659.N1	10-MAR-2010 09:09:02	Bright	43.000	60	7Bet UMi	2.0810	3950.0	86	41959	No
134	GOM_NL__2PRFIN20100310_091325_000000482087_00322_41959_8660.N1	10-MAR-2010 09:13:25	Bright	48.000	119	14Eta Dra	2.7270	4700.0	96	41959	No
135	GOM_NL__2PRFIN20100310_091900_000000512087_00322_41959_8661.N1	10-MAR-2010 09:19:00	Bright	50.500	69	33Gam Dra	2.2310	3800.0	101	41959	No
136	GOM_NL__2PRFIN20100310_092152_000000382087_00322_41959_8662.N1	10-MAR-2010 09:21:52	Bright	38.000	144	18Del Cyg	2.8600	11000.	76	41959	No
137	GOM_NL__2PRFIN20100310_092312_000000352087_00322_41959_8663.N1	10-MAR-2010 09:23:12	Bright	35.000	66	37Gam Cyg	2.2080	5900.0	70	41959	No
138	GOM_NL__2PRFIN20100310_093223_000000502087_00322_41959_8664.N1	10-MAR-2010 09:32:23	Tw_i_and_stray	49.500	168	17Zet Aql	2.9860	11000.	99	41959	No
139	GOM_NL__2PRFIN20100310_094232_000000452087_00322_41959_8665.N1	10-MAR-2010 09:42:32	Dark	45.000	155	41Pi Sgr	2.9000	6600.0	90	41959	No
140	GOM_NL__2PRFIN20100310_094429_000000482087_00322_41959_8666.N1	10-MAR-2010 09:44:29	Dark	47.500	57	34Sig Sgr	2.0660	26000.	95	41959	No
141	GOM_NL__2PRFIN20100310_094749_000000482087_00322_41959_8667.N1	10-MAR-2010 09:47:49	Dark	48.000	38	20Eps Sgr	1.8360	11000.	96	41959	No
142	GOM_NL__2PRFIN20100310_095109_000000502087_00322_41959_8668.N1	10-MAR-2010 09:51:09	Dark	49.500	25	35Lam Sco	1.6200	28000.	99	41959	No
143	GOM_NL__2PRFIN20100310_095306_000000422087_00323_41960_8652.N1	10-MAR-2010 09:53:06	Dark	41.500	147	Alp Ara	2.8770	26000.	83	41960	No
144	GOM_NL__2PRFIN20100310_095759_000000412087_00323_41960_8653.N1	10-MAR-2010 09:57:59	Dark	40.500	134	Bet TrA	2.8100	6600.0	81	41960	No
145	GOM_NL__2PRFIN20100310_100041_000000502087_00323_41960_8654.N1	10-MAR-2010 10:00:41	Dark	50.000	4	Alp1Cen	-0.010000	5800.0	100	41960	No
146	GOM_NL__2PRFIN20100310_100158_000000482087_00323_41960_8655.N1	10-MAR-2010 10:01:58	Dark	47.500	10	Bet Cen	0.61000	28000.	95	41960	No
147	GOM_NL__2PRFIN20100310_100357_000000502087_00323_41960_8656.N1	10-MAR-2010 10:03:57	Dark	50.000	77	Eps Cen	2.3030	28000.	100	41960	No
148	GOM_NL__2PRFIN20100310_100520_000000532087_00323_41960_8657.N1	10-MAR-2010 10:05:20	Dark	53.000	26	Gam Cru	1.6240	2900.0	106	41960	No
149	GOM_NL__2PRFIN20100310_100658_000000462087_00323_41960_8658.N1	10-MAR-2010 10:06:58	Straylight	45.500	64	Gam Cen	2.2000	10600.	91	41960	No
150	GOM_NL__2PRFIN20100310_100856_000000532087_00323_41960_8659.N1	10-MAR-2010 10:08:56	Straylight	53.000	123	lot Cen	2.7500	10200.	106	41960	No
151	GOM_NL__2PRFIN20100310_101556_000000552087_00323_41960_8660.N1	10-MAR-2010 10:15:56	Straylight	55.000	171	2Eps Crv	3.0010	4250.0	110	41960	No
152	GOM_NL__2PRFIN20100310_102721_000000402087_00323_41960_8661.N1	10-MAR-2010 10:27:21	Bright	40.000	22	32Alp Leo	1.3600	15200.	80	41960	No
153	GOM_NL__2PRFIN20100310_102944_000000412087_00323_41960_8662.N1	10-MAR-2010 10:29:44	Bright	40.500	51	41Gam1Leo	2.0100	4500.0	81	41960	No
154	GOM_NL__2PRFIN20100310_103756_000000422087_00323_41960_8663.N1	10-MAR-2010 10:37:56	Bright	41.500	174	52Psi UMa	3.0040	4400.0	83	41960	No
155	GOM_NL__2PRFIN20100310_104059_000000392087_00323_41960_8664.N1	10-MAR-2010 10:40:59	Bright	39.000	82	48Bet UMa	2.3650	10600.	78	41960	No
156	GOM_NL__2PRFIN20100310_104226_000000402087_00323_41960_8665.N1	10-MAR-2010 10:42:26	Bright	40.000	36	50Alp UMa	1.8000	6300.0	80	41960	No
157	GOM_NL__2PRFIN20100310_104440_000000492087_00323_41960_8666.N1	10-MAR-2010 10:44:40	Bright	49.000	32	77Eps UMa	1.7630	11000.	98	41960	No
158	GOM_NL__2PRFIN20100310_104937_000000392087_00323_41960_8667.N1	10-MAR-2010 10:49:37	Bright	39.000	60	7Bet UMi	2.0810	3950.0	78	41960	No
159	GOM_NL__2PRFIN20100310_105400_000000482087_00323_41960_8668.N1	10-MAR-2010 10:54:00	Bright	47.500	119	14Eta Dra	2.7270	4700.0	95	41960	No
160	GOM_NL__2PRFIN20100310_105935_000000512087_00323_41960_8669.N1	10-MAR-2010 10:59:35	Bright	50.500	69	33Gam Dra	2.2310	3800.0	101	41960	No

161	GOM_NL__2PRFIN20100310_110228_000000392087_00323_41960_8670.N1	10-MAR-2010 11:02:28	Bright	38.500	144	18Del Cyg	2.8600	11000.	77	41960	No
162	GOM_NL__2PRFIN20100310_110348_000000362087_00323_41960_8671.N1	10-MAR-2010 11:03:48	Bright	35.500	66	37Gam Cyg	2.2080	5900.0	71	41960	No
163	GOM_NL__2PRFIN20100310_111259_000000502087_00323_41960_8672.N1	10-MAR-2010 11:12:59	Tw_i_and_stray	50.000	168	17Zet Aql	2.9860	11000.	100	41960	No
164	GOM_NL__2PRFIN20100310_112308_000000452087_00323_41960_8673.N1	10-MAR-2010 11:23:08	Dark	45.000	155	41Pi Sgr	2.9000	6600.0	90	41960	No
165	GOM_NL__2PRFIN20100310_112506_000000462087_00323_41960_8674.N1	10-MAR-2010 11:25:06	Dark	45.500	57	34Sig Sgr	2.0660	26000.	91	41960	No
166	GOM_NL__2PRFIN20100310_112826_000000512087_00323_41960_8675.N1	10-MAR-2010 11:28:26	Dark	50.500	38	20Eps Sgr	1.8360	11000.	101	41960	No
167	GOM_NL__2PRFIN20100310_113146_000000482087_00323_41960_8676.N1	10-MAR-2010 11:31:46	Dark	47.500	25	35Lam Sco	1.6200	28000.	95	41960	No
168	GOM_NL__2PRFIN20100310_113342_000000432087_00324_41961_8660.N1	10-MAR-2010 11:33:42	Dark	42.500	147	Alp Ara	2.8770	26000.	85	41961	No
169	GOM_NL__2PRFIN20100310_113836_000000422087_00324_41961_8661.N1	10-MAR-2010 11:38:36	Dark	41.500	134	Bet TrA	2.8100	6600.0	83	41961	No
170	GOM_NL__2PRFIN20100310_114118_000000462087_00324_41961_8662.N1	10-MAR-2010 11:41:18	Dark	46.000	4	Alp1Cen	-0.010000	5800.0	92	41961	No
171	GOM_NL__2PRFIN20100310_114234_000000502087_00324_41961_8663.N1	10-MAR-2010 11:42:34	Dark	49.500	10	Bet Cen	0.61000	28000.	99	41961	No
172	GOM_NL__2PRFIN20100310_114433_000000492087_00324_41961_8664.N1	10-MAR-2010 11:44:33	Dark	49.000	77	Eps Cen	2.3030	28000.	98	41961	No
173	GOM_NL__2PRFIN20100310_114557_000000552087_00324_41961_8665.N1	10-MAR-2010 11:45:57	Dark	55.000	26	Gam Cru	1.6240	2900.0	110	41961	No
174	GOM_NL__2PRFIN20100310_114735_000000452087_00324_41961_8666.N1	10-MAR-2010 11:47:35	Straylight	45.000	64	Gam Cen	2.2000	10600.	90	41961	No
175	GOM_NL__2PRFIN20100310_114933_000000512087_00324_41961_8667.N1	10-MAR-2010 11:49:33	Straylight	51.000	123	lot Cen	2.7500	10200.	102	41961	No
176	GOM_NL__2PRFIN20100310_115632_000000502087_00324_41961_8668.N1	10-MAR-2010 11:56:32	Straylight	50.000	171	2Eps Crv	3.0010	4250.0	100	41961	No
177	GOM_NL__2PRFIN20100310_120757_000000402087_00324_41961_8669.N1	10-MAR-2010 12:07:57	Bright	40.000	22	32Alp Leo	1.3600	15200.	80	41961	No
178	GOM_NL__2PRFIN20100310_121020_000000402087_00324_41961_8670.N1	10-MAR-2010 12:10:20	Bright	39.500	51	41Gam1Leo	2.0100	4500.0	79	41961	No
179	GOM_NL__2PRFIN20100310_121831_000000432087_00324_41961_8671.N1	10-MAR-2010 12:18:31	Bright	42.500	174	52Psi UMa	3.0040	4400.0	85	41961	No
180	GOM_NL__2PRFIN20100310_122135_000000382087_00324_41961_8672.N1	10-MAR-2010 12:21:35	Bright	37.500	82	48Bet UMa	2.3650	10600.	75	41961	No
181	GOM_NL__2PRFIN20100310_122301_000000392087_00324_41961_8673.N1	10-MAR-2010 12:23:01	Bright	38.500	36	50Alp UMa	1.8000	6300.0	77	41961	No
182	GOM_NL__2PRFIN20100310_122515_000000482087_00324_41961_8674.N1	10-MAR-2010 12:25:15	Bright	47.500	32	77Eps UMa	1.7630	11000.	95	41961	No
183	GOM_NL__2PRFIN20100310_123013_000000422087_00324_41961_8675.N1	10-MAR-2010 12:30:13	Bright	41.500	60	7Bet UMi	2.0810	3950.0	83	41961	No
184	GOM_NL__2PRFIN20100310_123435_000000482087_00324_41961_8676.N1	10-MAR-2010 12:34:35	Bright	47.500	119	14Eta Dra	2.7270	4700.0	95	41961	No
185	GOM_NL__2PRFIN20100310_124011_000000522087_00324_41961_8677.N1	10-MAR-2010 12:40:11	Bright	52.000	69	33Gam Dra	2.2310	3800.0	104	41961	No
186	GOM_NL__2PRFIN20100310_124304_000000392087_00324_41961_8678.N1	10-MAR-2010 12:43:04	Bright	39.000	144	18Del Cyg	2.8600	11000.	78	41961	No
187	GOM_NL__2PRFIN20100310_124424_000000372087_00324_41961_8679.N1	10-MAR-2010 12:44:24	Bright	37.000	66	37Gam Cyg	2.2080	5900.0	74	41961	No
188	GOM_NL__2PRFIN20100310_125335_000000502087_00324_41961_8680.N1	10-MAR-2010 12:53:35	Tw_i_and_stray	49.500	168	17Zet Aql	2.9860	11000.	99	41961	No
189	GOM_NL__2PRFIN20100310_130345_000000442087_00324_41961_8681.N1	10-MAR-2010 13:03:45	Dark	44.000	155	41Pi Sgr	2.9000	6600.0	88	41961	No
190	GOM_NL__2PRFIN20100310_130542_000000472087_00324_41961_8682.N1	10-MAR-2010 13:05:42	Dark	47.000	57	34Sig Sgr	2.0660	26000.	94	41961	No
191	GOM_NL__2PRFIN20100310_130902_000000492087_00324_41961_8683.N1	10-MAR-2010 13:09:02	Dark	48.500	38	20Eps Sgr	1.8360	11000.	97	41961	No
192	GOM_NL__2PRFIN20100310_131223_000000582087_00324_41961_8684.N1	10-MAR-2010 13:12:23	Dark	57.500	25	35Lam Sco	1.6200	28000.	115	41961	No
193	GOM_NL__2PRFIN20100310_131419_000000422087_00325_41962_8668.N1	10-MAR-2010 13:14:19	Dark	42.000	147	Alp Ara	2.8770	26000.	84	41962	No
194	GOM_NL__2PRFIN20100310_131912_000000402087_00325_41962_8669.N1	10-MAR-2010 13:19:12	Dark	39.500	134	Bet TrA	2.8100	6600.0	79	41962	No
195	GOM_NL__2PRFIN20100310_132155_000000542087_00325_41962_8670.N1	10-MAR-2010 13:21:55	Dark	53.500	4	Alp1Cen	-0.010000	5800.0	107	41962	No
196	GOM_NL__2PRFIN20100310_132310_000000512087_00325_41962_8671.N1	10-MAR-2010 13:23:10	Dark	50.500	10	Bet Cen	0.61000	28000.	101	41962	No
197	GOM_NL__2PRFIN20100310_132510_000000432087_00325_41962_8672.N1	10-MAR-2010 13:25:10	Dark	43.000	77	Eps Cen	2.3030	28000.	86	41962	No
198	GOM_NL__2PRFIN20100310_132633_000000542087_00325_41962_8673.N1	10-MAR-2010 13:26:33	Dark	54.000	26	Gam Cru	1.6240	2900.0	108	41962	No
199	GOM_NL__2PRFIN20100310_132811_000000412087_00325_41962_8674.N1	10-MAR-2010 13:28:11	Straylight	41.000	64	Gam Cen	2.2000	10600.	82	41962	No
200	GOM_NL__2PRFIN20100310_133009_000000512087_00325_41962_8675.N1	10-MAR-2010 13:30:09	Straylight	51.000	123	lot Cen	2.7500	10200.	102	41962	No
201	GOM_NL__2PRFIN20100310_133709_000000572087_00325_41962_8676.N1	10-MAR-2010 13:37:09	Straylight	56.500	171	2Eps Crv	3.0010	4250.0	113	41962	No
202	GOM_NL__2PRFIN20100310_134833_000000402087_00325_41962_8677.N1	10-MAR-2010 13:48:33	Bright	40.000	22	32Alp Leo	1.3600	15200.	80	41962	No
203	GOM_NL__2PRFIN20100310_135056_000000392087_00325_41962_8678.N1	10-MAR-2010 13:50:56	Bright	39.000	51	41Gam1Leo	2.0100	4500.0	78	41962	No
204	GOM_NL__2PRFIN20100310_135907_000000452087_00325_41962_8679.N1	10-MAR-2010 13:59:07	Bright	44.500	174	52Psi UMa	3.0040	4400.0	89	41962	No
205	GOM_NL__2PRFIN20100310_140210_000000392087_00325_41962_8680.N1	10-MAR-2010 14:02:10	Bright	39.000	82	48Bet UMa	2.3650	10600.	78	41962	No
206	GOM_NL__2PRFIN20100310_140337_000000432087_00325_41962_8681.N1	10-MAR-2010 14:03:37	Bright	42.500	36	50Alp UMa	1.8000	6300.0	85	41962	No
207	GOM_NL__2PRFIN20100310_140550_000000482087_00325_41962_8682.N1	10-MAR-2010 14:05:50	Bright	47.500	32	77Eps UMa	1.7630	11000.	95	41962	No
208	GOM_NL__2PRFIN20100310_141048_000000372087_00325_41962_8683.N1	10-MAR-2010 14:10:48	Bright	36.500	60	7Bet UMi	2.0810	3950.0	73	41962	No
209	GOM_NL__2PRFIN20100310_141511_000000522087_00325_41962_8684.N1	10-MAR-2010 14:15:11	Bright	52.000	119	14Eta Dra	2.7270	4700.0	104	41962	No
210	GOM_NL__2PRFIN20100310_142046_000000492087_00325_41962_8685.N1	10-MAR-2010 14:20:46	Bright	49.000	69	33Gam Dra	2.2310	3800.0	98	41962	No
211	GOM_NL__2PRFIN20100310_142340_000000402087_00325_41962_8686.N1	10-MAR-2010 14:23:40	Bright	39.500	144	18Del Cyg	2.8600	11000.	79	41962	No
212	GOM_NL__2PRFIN20100310_142500_000000382087_00325_41962_8687.N1	10-MAR-2010 14:25:00	Bright	37.500	66	37Gam Cyg	2.2080	5900.0	75	41962	No
213	GOM_NL__2PRFIN20100310_143411_000000482087_00325_41962_8688.N1	10-MAR-2010 14:34:11	Tw_i_and_stray	47.500	168	17Zet Aql	2.9860	11000.	95	41962	No
214	GOM_NL__2PRFIN20100310_144421_000000462087_00325_41962_8689.N1	10-MAR-2010 14:44:21	Dark	46.000	155	41Pi Sgr	2.9000	6600.0	92	41962	No
215	GOM_NL__2PRFIN20100310_144619_000000512087_00325_41962_8690.N1	10-MAR-2010 14:46:19	Dark	51.000	57	34Sig Sgr	2.0660	26000.	102	41962	No
216	GOM_NL__2PRFIN20100310_144939_000000472087_00325_41962_8691.N1	10-MAR-2010 14:49:39	Dark	46.500	38	20Eps Sgr	1.8360	11000.	93	41962	No
217	GOM_NL__2PRFIN20100310_145300_000000512087_00325_41962_8692.N1	10-MAR-2010 14:53:00	Dark	51.000	25	35Lam Sco	1.6200	28000.	102	41962	No
218	GOM_NL__2PRFIN20100310_145456_000000422087_00326_41963_8676.N1	10-MAR-2010 14:54:56	Dark	42.000	147	Alp Ara	2.8770	26000.	84	41963	No
219	GOM_NL__2PRFIN20100310_145949_000000412087_00326_41963_8677.N1	10-MAR-2010 14:59:49	Dark	41.000	134	Bet TrA	2.8100	6600.0	82	41963	No

220	GOM_NL__2PRFIN20100310_150231_000000442087_00326_41963_8678.N1	10-MAR-2010 15:02:31	Dark	44.000	4	Alp1Cen	-0.010000	5800.0	88	41963	No
221	GOM_NL__2PRFIN20100310_150347_000000502087_00326_41963_8679.N1	10-MAR-2010 15:03:47	Dark	50.000	10	Bet Cen	0.61000	28000.	100	41963	No
222	GOM_NL__2PRFIN20100310_150546_000000432087_00326_41963_8680.N1	10-MAR-2010 15:05:46	Dark	42.500	77	Eps Cen	2.3030	28000.	85	41963	No
223	GOM_NL__2PRFIN20100310_150710_000000522087_00326_41963_8681.N1	10-MAR-2010 15:07:10	Dark	52.000	26	Gam Cru	1.6240	2900.0	104	41963	No
224	GOM_NL__2PRFIN20100310_150847_000000442087_00326_41963_8682.N1	10-MAR-2010 15:08:47	Straylight	43.500	64	Gam Cen	2.2000	10600.	87	41963	No
225	GOM_NL__2PRFIN20100310_151046_000000552087_00326_41963_8683.N1	10-MAR-2010 15:10:46	Straylight	54.500	123	lot Cen	2.7500	10200.	109	41963	No
226	GOM_NL__2PRFIN20100310_151745_000000522087_00326_41963_8684.N1	10-MAR-2010 15:17:45	Straylight	51.500	171	2Eps Crv	3.0010	4250.0	103	41963	No
227	GOM_NL__2PRFIN20100310_152909_000000392087_00326_41963_8685.N1	10-MAR-2010 15:29:09	Bright	39.000	22	32Alp Leo	1.3600	15200.	78	41963	No
228	GOM_NL__2PRFIN20100310_153131_000000432087_00326_41963_8686.N1	10-MAR-2010 15:31:31	Bright	43.000	51	41Gam1Leo	2.0100	4500.0	86	41963	No
229	GOM_NL__2PRFIN20100310_153942_000000432087_00326_41963_8687.N1	10-MAR-2010 15:39:42	Bright	43.000	174	52Psi UMa	3.0040	4400.0	86	41963	No
230	GOM_NL__2PRFIN20100310_154246_000000392087_00326_41963_8688.N1	10-MAR-2010 15:42:46	Bright	39.000	82	48Bet UMa	2.3650	10600.	78	41963	No
231	GOM_NL__2PRFIN20100310_154412_000000412087_00326_41963_8689.N1	10-MAR-2010 15:44:12	Bright	41.000	36	50Alp UMa	1.8000	6300.0	82	41963	No
232	GOM_NL__2PRFIN20100310_154625_000000472087_00326_41963_8690.N1	10-MAR-2010 15:46:25	Bright	46.500	32	77Eps UMa	1.7630	11000.	93	41963	No
233	GOM_NL__2PRFIN20100310_155124_000000432087_00326_41963_8691.N1	10-MAR-2010 15:51:24	Bright	43.000	60	7Bet UMi	2.0810	3950.0	86	41963	No
234	GOM_NL__2PRFIN20100310_155546_000000492087_00326_41963_8692.N1	10-MAR-2010 15:55:46	Bright	49.000	119	14Eta Dra	2.7270	4700.0	98	41963	No
235	GOM_NL__2PRFIN20100310_160122_000000462087_00326_41963_8693.N1	10-MAR-2010 16:01:22	Bright	46.000	69	33Gam Dra	2.2310	3800.0	92	41963	No
236	GOM_NL__2PRFIN20100310_160416_000000362087_00326_41963_8694.N1	10-MAR-2010 16:04:16	Bright	36.000	144	18Del Cyg	2.8600	11000.	72	41963	No
237	GOM_NL__2PRFIN20100310_160536_000000362087_00326_41963_8695.N1	10-MAR-2010 16:05:36	Bright	35.500	66	37Gam Cyg	2.2080	5900.0	71	41963	No
238	GOM_NL__2PRFIN20100310_161448_000000482087_00326_41963_8696.N1	10-MAR-2010 16:14:48	Tw_i_and_stray	48.000	168	17Zet Aql	2.9860	11000.	96	41963	No
239	GOM_NL__2PRFIN20100310_162458_000000472087_00326_41963_8697.N1	10-MAR-2010 16:24:58	Dark	47.000	155	41Pi Sgr	2.9000	6600.0	94	41963	No
240	GOM_NL__2PRFIN20100310_162655_000000442087_00326_41963_8698.N1	10-MAR-2010 16:26:55	Dark	43.500	57	34Sig Sgr	2.0660	26000.	87	41963	No
241	GOM_NL__2PRFIN20100310_163016_000000492087_00326_41963_8699.N1	10-MAR-2010 16:30:16	Dark	48.500	38	20Eps Sgr	1.8360	11000.	97	41963	No
242	GOM_NL__2PRFIN20100310_163337_000000482087_00326_41963_8700.N1	10-MAR-2010 16:33:37	Dark	47.500	25	35Lam Sco	1.6200	28000.	95	41963	No
243	GOM_NL__2PRFIN20100310_163533_000000422087_00327_41964_8684.N1	10-MAR-2010 16:35:33	Dark	41.500	147	Alp Ara	2.8770	26000.	83	41964	No
244	GOM_NL__2PRFIN20100310_164025_000000382087_00327_41964_8685.N1	10-MAR-2010 16:40:25	Dark	38.000	134	Bet TrA	2.8100	6600.0	76	41964	No
245	GOM_NL__2PRFIN20100310_164307_000000522087_00327_41964_8686.N1	10-MAR-2010 16:43:07	Dark	51.500	4	Alp1Cen	-0.010000	5800.0	103	41964	No
246	GOM_NL__2PRFIN20100310_164424_000000552087_00327_41964_8687.N1	10-MAR-2010 16:44:24	Dark	54.500	10	Bet Cen	0.61000	28000.	109	41964	No
247	GOM_NL__2PRFIN20100310_164623_000000462087_00327_41964_8688.N1	10-MAR-2010 16:46:23	Dark	46.000	77	Eps Cen	2.3030	28000.	92	41964	No
248	GOM_NL__2PRFIN20100310_164746_000000532087_00327_41964_8689.N1	10-MAR-2010 16:47:46	Dark	52.500	26	Gam Cru	1.6240	2900.0	105	41964	No
249	GOM_NL__2PRFIN20100310_164924_000000442087_00327_41964_8690.N1	10-MAR-2010 16:49:24	Straylight	44.000	64	Gam Cen	2.2000	10600.	88	41964	No
250	GOM_NL__2PRFIN20100310_165123_000000522087_00327_41964_8691.N1	10-MAR-2010 16:51:23	Straylight	52.000	123	lot Cen	2.7500	10200.	104	41964	No
251	GOM_NL__2PRFIN20100310_165821_000000532087_00327_41964_8692.N1	10-MAR-2010 16:58:21	Straylight	52.500	171	2Eps Crv	3.0010	4250.0	105	41964	No
252	GOM_NL__2PRFIN20100310_170945_000000412087_00327_41964_8693.N1	10-MAR-2010 17:09:45	Bright	41.000	22	32Alp Leo	1.3600	15200.	82	41964	No
253	GOM_NL__2PRFIN20100310_171207_000000402087_00327_41964_8694.N1	10-MAR-2010 17:12:07	Bright	40.000	51	41Gam1Leo	2.0100	4500.0	80	41964	No
254	GOM_NL__2PRFIN20100310_172018_000000432087_00327_41964_8695.N1	10-MAR-2010 17:20:18	Bright	42.500	174	52Psi UMa	3.0040	4400.0	85	41964	No
255	GOM_NL__2PRFIN20100310_172322_000000572087_00327_41964_8696.N1	10-MAR-2010 17:23:22	Bright	57.000	82	48Bet UMa	2.3650	10600.	114	41964	No
256	GOM_NL__2PRFIN20100310_172448_000000372087_00327_41964_8697.N1	10-MAR-2010 17:24:48	Bright	36.500	36	50Alp UMa	1.8000	6300.0	73	41964	No
257	GOM_NL__2PRFIN20100310_172700_000000462087_00327_41964_8698.N1	10-MAR-2010 17:27:00	Bright	45.500	32	77Eps UMa	1.7630	11000.	91	41964	No
258	GOM_NL__2PRFIN20100310_173159_000000442087_00327_41964_8699.N1	10-MAR-2010 17:31:59	Bright	43.500	60	7Bet UMi	2.0810	3950.0	87	41964	No
259	GOM_NL__2PRFIN20100310_173622_000000462087_00327_41964_8700.N1	10-MAR-2010 17:36:22	Bright	45.500	119	14Eta Dra	2.7270	4700.0	91	41964	No
260	GOM_NL__2PRFIN20100310_174158_000000532087_00327_41964_8701.N1	10-MAR-2010 17:41:58	Bright	53.000	69	33Gam Dra	2.2310	3800.0	106	41964	No
261	GOM_NL__2PRFIN20100310_174452_000000382087_00327_41964_8702.N1	10-MAR-2010 17:44:52	Bright	37.500	144	18Del Cyg	2.8600	11000.	75	41964	No
262	GOM_NL__2PRFIN20100310_174612_000000382087_00327_41964_8703.N1	10-MAR-2010 17:46:12	Bright	38.000	66	37Gam Cyg	2.2080	5900.0	76	41964	No
263	GOM_NL__2PRFIN20100310_175525_000000472087_00327_41964_8704.N1	10-MAR-2010 17:55:25	Tw_i_and_stray	47.000	168	17Zet Aql	2.9860	11000.	94	41964	No
264	GOM_NL__2PRFIN20100310_180535_000000462087_00327_41964_8705.N1	10-MAR-2010 18:05:35	Dark	46.000	155	41Pi Sgr	2.9000	6600.0	92	41964	No
265	GOM_NL__2PRFIN20100310_180732_000000472087_00327_41964_8706.N1	10-MAR-2010 18:07:32	Dark	46.500	57	34Sig Sgr	2.0660	26000.	93	41964	No
266	GOM_NL__2PRFIN20100310_181053_000000482087_00327_41964_8707.N1	10-MAR-2010 18:10:53	Dark	48.000	38	20Eps Sgr	1.8360	11000.	96	41964	No
267	GOM_NL__2PRFIN20100310_181414_000000522087_00327_41964_8708.N1	10-MAR-2010 18:14:14	Dark	51.500	25	35Lam Sco	1.6200	28000.	103	41964	No
268	GOM_NL__2PRFIN20100310_181609_000000422087_00328_41965_8712.N1	10-MAR-2010 18:16:09	Dark	42.000	147	Alp Ara	2.8770	26000.	84	41965	No
269	GOM_NL__2PRFIN20100310_182102_000000402087_00328_41965_8713.N1	10-MAR-2010 18:21:02	Dark	39.500	134	Bet TrA	2.8100	6600.0	79	41965	No
270	GOM_NL__2PRFIN20100310_182344_000000572087_00328_41965_8714.N1	10-MAR-2010 18:23:44	Dark	57.000	4	Alp1Cen	-0.010000	5800.0	114	41965	No
271	GOM_NL__2PRFIN20100310_182500_000000482087_00328_41965_8715.N1	10-MAR-2010 18:25:00	Dark	47.500	10	Bet Cen	0.61000	28000.	95	41965	No
272	GOM_NL__2PRFIN20100310_182700_000000422087_00328_41965_8716.N1	10-MAR-2010 18:27:00	Dark	41.500	77	Eps Cen	2.3030	28000.	83	41965	No
273	GOM_NL__2PRFIN20100310_182823_000000462087_00328_41965_8717.N1	10-MAR-2010 18:28:23	Dark	46.000	26	Gam Cru	1.6240	2900.0	92	41965	No
274	GOM_NL__2PRFIN20100310_183000_000000442087_00328_41965_8718.N1	10-MAR-2010 18:30:00	Straylight	43.500	64	Gam Cen	2.2000	10600.	87	41965	No
275	GOM_NL__2PRFIN20100310_183200_000000522087_00328_41965_8719.N1	10-MAR-2010 18:32:00	Straylight	52.000	123	lot Cen	2.7500	10200.	104	41965	No
276	GOM_NL__2PRFIN20100310_183857_000000532087_00328_41965_8720.N1	10-MAR-2010 18:38:57	Straylight	53.000	171	2Eps Crv	3.0010	4250.0	106	41965	No
277	GOM_NL__2PRFIN20100310_185021_000000402087_00328_41965_8721.N1	10-MAR-2010 18:50:21	Bright	39.500	22	32Alp Leo	1.3600	15200.	79	41965	No
278	GOM_NL__2PRFIN20100310_185243_000000392087_00328_41965_8722.N1	10-MAR-2010 18:52:43	Bright	39.000	51	41Gam1Leo	2.0100	4500.0	78	41965	No

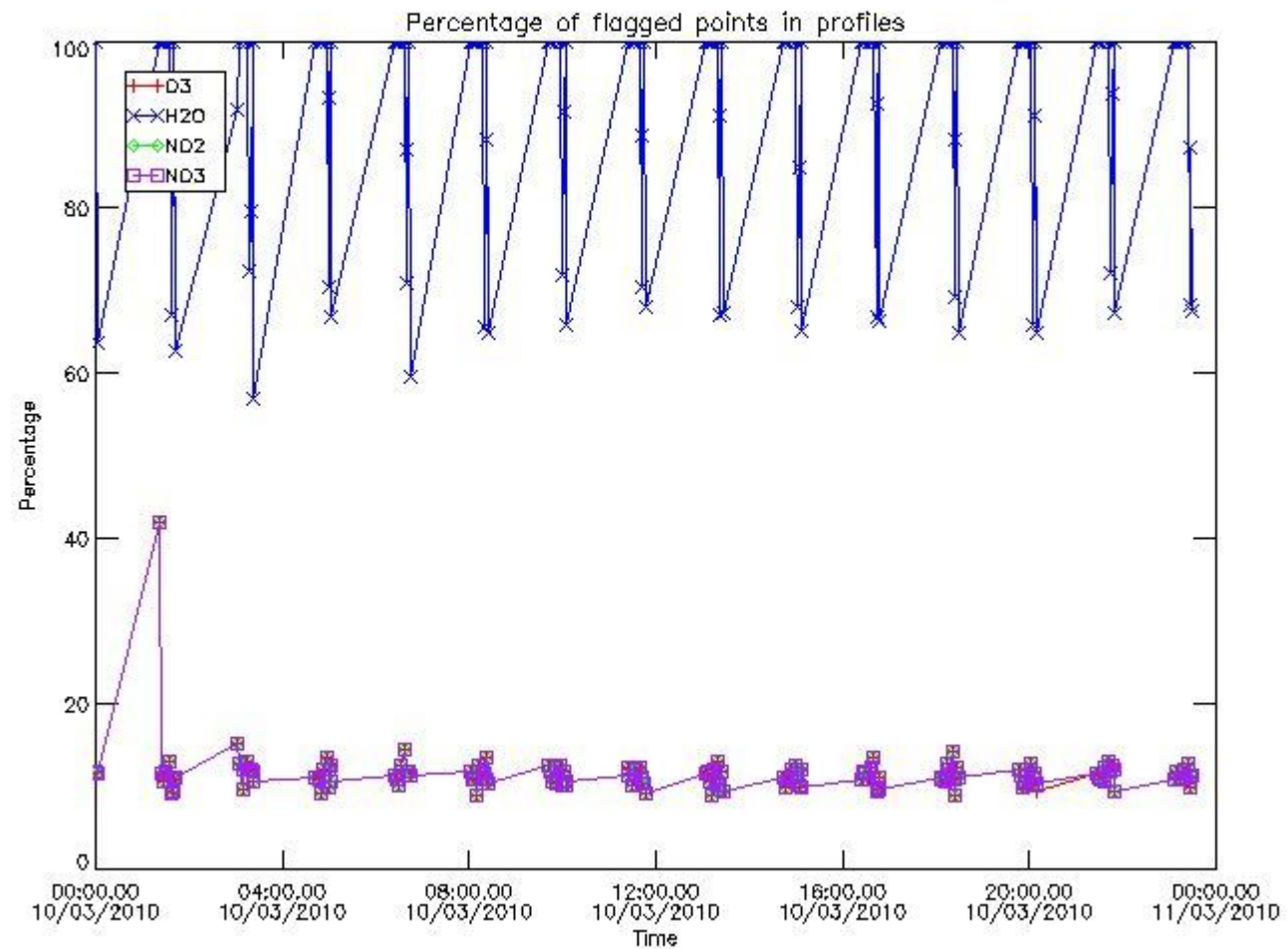
279	GOM_NL__2PRFIN20100310_190053_000000602087_00328_41965_8723.N1	10-MAR-2010 19:00:53	Bright	60.000	174	52Psi UMa	3.0040	4400.0	120	41965	No
280	GOM_NL__2PRFIN20100310_190357_000000402087_00328_41965_8724.N1	10-MAR-2010 19:03:57	Bright	39.500	82	48Bet UMa	2.3650	10600.	79	41965	No
281	GOM_NL__2PRFIN20100310_190524_000000412087_00328_41965_8725.N1	10-MAR-2010 19:05:24	Bright	41.000	36	50Alp UMa	1.8000	6300.0	82	41965	No
282	GOM_NL__2PRFIN20100310_190735_000000462087_00328_41965_8726.N1	10-MAR-2010 19:07:35	Bright	45.500	32	77Eps UMa	1.7630	11000.	91	41965	No
283	GOM_NL__2PRFIN20100310_191235_000000432087_00328_41965_8727.N1	10-MAR-2010 19:12:35	Bright	42.500	60	7Bet UMi	2.0810	3950.0	85	41965	No
284	GOM_NL__2PRFIN20100310_191657_000000452087_00328_41965_8728.N1	10-MAR-2010 19:16:57	Bright	44.500	119	14Eta Dra	2.7270	4700.0	89	41965	No
285	GOM_NL__2PRFIN20100310_192233_000000472087_00328_41965_8729.N1	10-MAR-2010 19:22:33	Bright	46.500	69	33Gam Dra	2.2310	3800.0	93	41965	No
286	GOM_NL__2PRFIN20100310_192528_000000372087_00328_41965_8730.N1	10-MAR-2010 19:25:28	Bright	36.500	144	18Del Cyg	2.8600	11000.	73	41965	No
287	GOM_NL__2PRFIN20100310_192648_000000352087_00328_41965_8731.N1	10-MAR-2010 19:26:48	Bright	34.500	66	37Gam Cyg	2.2080	5900.0	69	41965	No
288	GOM_NL__2PRFIN20100310_193601_000000482087_00328_41965_8732.N1	10-MAR-2010 19:36:01	Tw_i_and_stray	47.500	168	17Zet Aql	2.9860	11000.	95	41965	No
289	GOM_NL__2PRFIN20100310_194612_000000432087_00328_41965_8733.N1	10-MAR-2010 19:46:12	Dark	42.500	155	41Pi Sgr	2.9000	6600.0	85	41965	No
290	GOM_NL__2PRFIN20100310_194809_000000452087_00328_41965_8734.N1	10-MAR-2010 19:48:09	Dark	45.000	57	34Sig Sgr	2.0660	26000.	90	41965	No
291	GOM_NL__2PRFIN20100310_195129_000000512087_00328_41965_8735.N1	10-MAR-2010 19:51:29	Dark	51.000	38	20Eps Sgr	1.8360	11000.	102	41965	No
292	GOM_NL__2PRFIN20100310_195451_000000492087_00328_41965_8736.N1	10-MAR-2010 19:54:51	Dark	49.000	25	35Lam Sco	1.6200	28000.	98	41965	No
293	GOM_NL__2PRFIN20100310_195646_000000432087_00329_41966_8720.N1	10-MAR-2010 19:56:46	Dark	42.500	147	Alp Ara	2.8770	26000.	85	41966	No
294	GOM_NL__2PRFIN20100310_200138_000000402087_00329_41966_8721.N1	10-MAR-2010 20:01:38	Dark	40.000	134	Bet TrA	2.8100	6600.0	80	41966	No
295	GOM_NL__2PRFIN20100310_200421_000000502087_00329_41966_8722.N1	10-MAR-2010 20:04:21	Dark	50.000	4	Alp1Cen	-0.010000	5800.0	100	41966	No
296	GOM_NL__2PRFIN20100310_200537_000000462087_00329_41966_8723.N1	10-MAR-2010 20:05:37	Dark	45.500	10	Bet Cen	0.61000	28000.	91	41966	No
297	GOM_NL__2PRFIN20100310_200736_000000452087_00329_41966_8724.N1	10-MAR-2010 20:07:36	Dark	44.500	77	Eps Cen	2.3030	28000.	89	41966	No
298	GOM_NL__2PRFIN20100310_200859_000000552087_00329_41966_8725.N1	10-MAR-2010 20:08:59	Dark	54.500	26	Gam Cru	1.6240	2900.0	109	41966	No
299	GOM_NL__2PRFIN20100310_201037_000000462087_00329_41966_8726.N1	10-MAR-2010 20:10:37	Straylight	45.500	64	Gam Cen	2.2000	10600.	91	41966	No
300	GOM_NL__2PRFIN20100310_201236_000000512087_00329_41966_8727.N1	10-MAR-2010 20:12:36	Straylight	50.500	123	lot Cen	2.7500	10200.	101	41966	No
301	GOM_NL__2PRFIN20100310_201934_000000522087_00329_41966_8728.N1	10-MAR-2010 20:19:34	Straylight	52.000	171	2Eps Crv	3.0010	4250.0	104	41966	No
302	GOM_NL__2PRFIN20100310_203057_000000402087_00329_41966_8729.N1	10-MAR-2010 20:30:57	Bright	40.000	22	32Alp Leo	1.3600	15200.	80	41966	No
303	GOM_NL__2PRFIN20100310_203319_000000412087_00329_41966_8730.N1	10-MAR-2010 20:33:19	Bright	41.000	51	41Gam1Leo	2.0100	4500.0	82	41966	No
304	GOM_NL__2PRFIN20100310_204129_000000402087_00329_41966_8731.N1	10-MAR-2010 20:41:29	Bright	39.500	174	52Psi UMa	3.0040	4400.0	79	41966	No
305	GOM_NL__2PRFIN20100310_204433_000000422087_00329_41966_8732.N1	10-MAR-2010 20:44:33	Bright	41.500	82	48Bet UMa	2.3650	10600.	83	41966	No
306	GOM_NL__2PRFIN20100310_204600_000000402087_00329_41966_8733.N1	10-MAR-2010 20:46:00	Bright	39.500	36	50Alp UMa	1.8000	6300.0	79	41966	No
307	GOM_NL__2PRFIN20100310_204811_000000482087_00329_41966_8734.N1	10-MAR-2010 20:48:11	Bright	47.500	32	77Eps UMa	1.7630	11000.	95	41966	No
308	GOM_NL__2PRFIN20100310_205311_000000392087_00329_41966_8735.N1	10-MAR-2010 20:53:11	Bright	38.500	60	7Bet UMi	2.0810	3950.0	77	41966	No
309	GOM_NL__2PRFIN20100310_205733_000000472087_00329_41966_8736.N1	10-MAR-2010 20:57:33	Bright	46.500	119	14Eta Dra	2.7270	4700.0	93	41966	No
310	GOM_NL__2PRFIN20100310_210604_000000372087_00329_41966_8737.N1	10-MAR-2010 21:06:04	Bright	37.000	144	18Del Cyg	2.8600	11000.	74	41966	No
311	GOM_NL__2PRFIN20100310_210724_000000412087_00329_41966_8738.N1	10-MAR-2010 21:07:24	Bright	40.500	66	37Gam Cyg	2.2080	5900.0	81	41966	No
312	GOM_NL__2PRFIN20100310_211637_000000492087_00329_41966_8739.N1	10-MAR-2010 21:16:37	Tw_i_and_stray	48.500	168	17Zet Aql	2.9860	11000.	97	41966	No
313	GOM_NL__2PRFIN20100310_212648_000000452087_00329_41966_8740.N1	10-MAR-2010 21:26:48	Dark	44.500	155	41Pi Sgr	2.9000	6600.0	89	41966	No
314	GOM_NL__2PRFIN20100310_212845_000000462087_00329_41966_8741.N1	10-MAR-2010 21:28:45	Dark	46.000	57	34Sig Sgr	2.0660	26000.	92	41966	No
315	GOM_NL__2PRFIN20100310_213206_000000482087_00329_41966_8742.N1	10-MAR-2010 21:32:06	Dark	47.500	38	20Eps Sgr	1.8360	11000.	95	41966	No
316	GOM_NL__2PRFIN20100310_213528_000000492087_00329_41966_8743.N1	10-MAR-2010 21:35:28	Dark	48.500	25	35Lam Sco	1.6200	28000.	97	41966	No
317	GOM_NL__2PRFIN20100310_213722_000000422087_00330_41967_8728.N1	10-MAR-2010 21:37:22	Dark	41.500	147	Alp Ara	2.8770	26000.	83	41967	No
318	GOM_NL__2PRFIN20100310_214215_000000392087_00330_41967_8729.N1	10-MAR-2010 21:42:15	Dark	39.000	134	Bet TrA	2.8100	6600.0	78	41967	No
319	GOM_NL__2PRFIN20100310_214457_000000442087_00330_41967_8730.N1	10-MAR-2010 21:44:57	Dark	43.500	4	Alp1Cen	-0.010000	5800.0	87	41967	No
320	GOM_NL__2PRFIN20100310_214613_000000412087_00330_41967_8731.N1	10-MAR-2010 21:46:13	Dark	41.000	10	Bet Cen	0.61000	28000.	82	41967	No
321	GOM_NL__2PRFIN20100310_214813_000000432087_00330_41967_8732.N1	10-MAR-2010 21:48:13	Dark	42.500	77	Eps Cen	2.3030	28000.	85	41967	No
322	GOM_NL__2PRFIN20100310_214935_000000542087_00330_41967_8733.N1	10-MAR-2010 21:49:35	Dark	54.000	26	Gam Cru	1.6240	2900.0	108	41967	No
323	GOM_NL__2PRFIN20100310_215113_000000472087_00330_41967_8734.N1	10-MAR-2010 21:51:13	Straylight	46.500	64	Gam Cen	2.2000	10600.	93	41967	No
324	GOM_NL__2PRFIN20100310_215313_000000552087_00330_41967_8735.N1	10-MAR-2010 21:53:13	Straylight	54.500	123	lot Cen	2.7500	10200.	109	41967	No
325	GOM_NL__2PRFIN20100310_220010_000000532087_00330_41967_8736.N1	10-MAR-2010 22:00:10	Straylight	52.500	171	2Eps Crv	3.0010	4250.0	105	41967	No
326	GOM_NL__2PRFIN20100310_221133_000000412087_00330_41967_8737.N1	10-MAR-2010 22:11:33	Bright	40.500	22	32Alp Leo	1.3600	15200.	81	41967	No
327	GOM_NL__2PRFIN20100310_221355_000000402087_00330_41967_8738.N1	10-MAR-2010 22:13:55	Bright	40.000	51	41Gam1Leo	2.0100	4500.0	80	41967	No
328	GOM_NL__2PRFIN20100310_222204_000000412087_00330_41967_8739.N1	10-MAR-2010 22:22:04	Bright	41.000	174	52Psi UMa	3.0040	4400.0	82	41967	No
329	GOM_NL__2PRFIN20100310_222508_000000402087_00330_41967_8740.N1	10-MAR-2010 22:25:08	Bright	39.500	82	48Bet UMa	2.3650	10600.	79	41967	No
330	GOM_NL__2PRFIN20100310_222635_000000432087_00330_41967_8741.N1	10-MAR-2010 22:26:35	Bright	43.000	36	50Alp UMa	1.8000	6300.0	86	41967	No
331	GOM_NL__2PRFIN20100310_222846_000000482087_00330_41967_8742.N1	10-MAR-2010 22:28:46	Bright	47.500	32	77Eps UMa	1.7630	11000.	95	41967	No
332	GOM_NL__2PRFIN20100310_223346_000000422087_00330_41967_8743.N1	10-MAR-2010 22:33:46	Bright	42.000	60	7Bet UMi	2.0810	3950.0	84	41967	No
333	GOM_NL__2PRFIN20100310_223808_000000492087_00330_41967_8744.N1	10-MAR-2010 22:38:08	Bright	49.000	119	14Eta Dra	2.7270	4700.0	98	41967	No
334	GOM_NL__2PRFIN20100310_224640_000000402087_00330_41967_8745.N1	10-MAR-2010 22:46:40	Bright	39.500	144	18Del Cyg	2.8600	11000.	79	41967	No
335	GOM_NL__2PRFIN20100310_224800_000000372087_00330_41967_8746.N1	10-MAR-2010 22:48:00	Bright	36.500	66	37Gam Cyg	2.2080	5900.0	73	41967	No
336	GOM_NL__2PRFIN20100310_225714_000000472087_00330_41967_8747.N1	10-MAR-2010 22:57:14	Tw_i_and_stray	47.000	168	17Zet Aql	2.9860	11000.	94	41967	No
337	GOM_NL__2PRFIN20100310_230725_000000472087_00330_41967_8748.N1	10-MAR-2010 23:07:25	Dark	46.500	155	41Pi Sgr	2.9000	6600.0	93	41967	No

338	GOM_NL__2PRFIN20100310_230922_000000442087_00330_41967_8749.N1	10-MAR-2010 23:09:22	Dark	43.500	57	34Sig Sgr	2.0660	26000.	87	41967	No
339	GOM_NL__2PRFIN20100310_231243_000000462087_00330_41967_8750.N1	10-MAR-2010 23:12:43	Dark	45.500	38	20Eps Sgr	1.8360	11000.	91	41967	No
340	GOM_NL__2PRFIN20100310_231605_000000522087_00330_41967_8751.N1	10-MAR-2010 23:16:05	Dark	51.500	25	35Lam Sco	1.6200	28000.	103	41967	No
341	GOM_NL__2PRFIN20100310_231759_000000422087_00331_41968_8736.N1	10-MAR-2010 23:17:59	Dark	42.000	147	Alp Ara	2.8770	26000.	84	41968	No
342	GOM_NL__2PRFIN20100310_232251_000000402087_00331_41968_8737.N1	10-MAR-2010 23:22:51	Dark	40.000	134	Bet TrA	2.8100	6600.0	80	41968	No
343	GOM_NL__2PRFIN20100310_232533_000000462087_00331_41968_8738.N1	10-MAR-2010 23:25:33	Dark	46.000	4	Alp1Cen	-0.010000	5800.0	92	41968	No
344	GOM_NL__2PRFIN20100310_232649_000000512087_00331_41968_8739.N1	10-MAR-2010 23:26:49	Dark	51.000	10	Bet Cen	0.61000	28000.	102	41968	No
345	GOM_NL__2PRFIN20100310_233011_000000452087_00331_41968_8740.N1	10-MAR-2010 23:30:11	Dark	45.000	26	Gam Cru	1.6240	2900.0	90	41968	No
346	GOM_NL__2PRFIN20100310_233150_000000442087_00331_41968_8741.N1	10-MAR-2010 23:31:50	Straylight	44.000	64	Gam Cen	2.2000	10600.	88	41968	No
347	GOM_NL__2PRFIN20100310_233349_000000512087_00331_41968_8742.N1	10-MAR-2010 23:33:49	Straylight	51.000	123	lot Cen	2.7500	10200.	102	41968	No
348	GOM_NL__2PRFIN20100310_234046_000000522087_00331_41968_8743.N1	10-MAR-2010 23:40:46	Straylight	51.500	171	2Eps Crv	3.0010	4250.0	103	41968	No
349	GOM_NL__2PRFIN20100310_234235_000000252087_00331_41968_8744.N1	10-MAR-2010 23:42:35	Straylight	25.000	100	4Gam Crv	2.5800	13100.	50	41968	No
350	GOM_NL__2PRFIN20100310_235209_000000402087_00331_41968_8745.N1	10-MAR-2010 23:52:09	Bright	39.500	22	32Alp Leo	1.3600	15200.	79	41968	No
351	GOM_NL__2PRFIN20100310_235430_000000412087_00331_41968_8746.N1	10-MAR-2010 23:54:30	Bright	41.000	51	41Gam1Leo	2.0100	4500.0	82	41968	No

3. Quality information per product

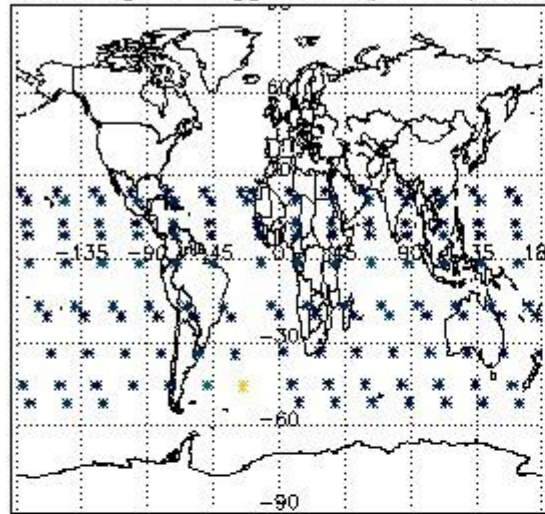
In this section it is plotted some information contained in the Quality Summary data set of the level 2 products. Only products in dark limb conditions and without errors (error flag in the MPH set to "0") are used.

3.1 Plot quality information per product (time dependant)


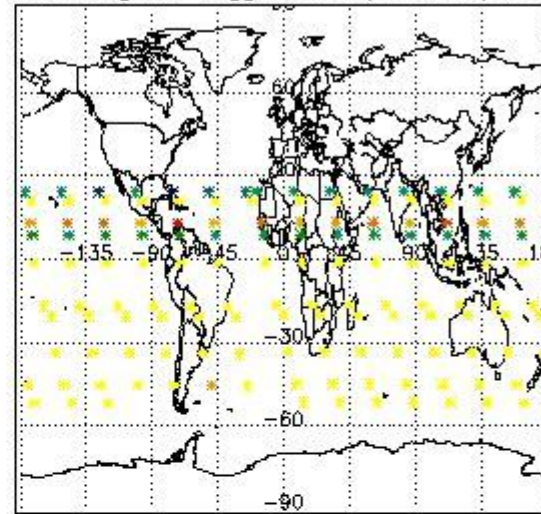


3.2 Plot quality information per product (world map)

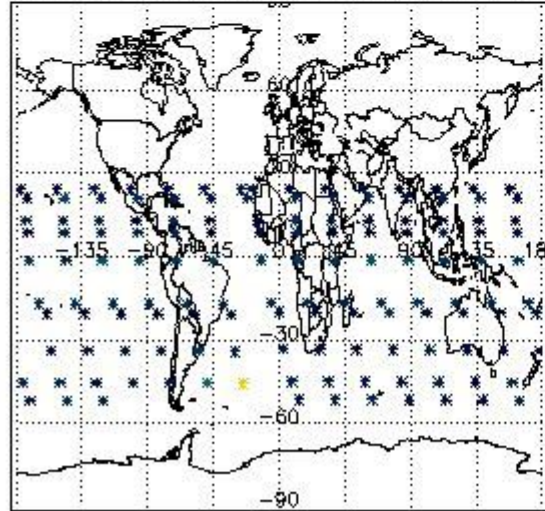
Percentage of flagged data per O3 profile



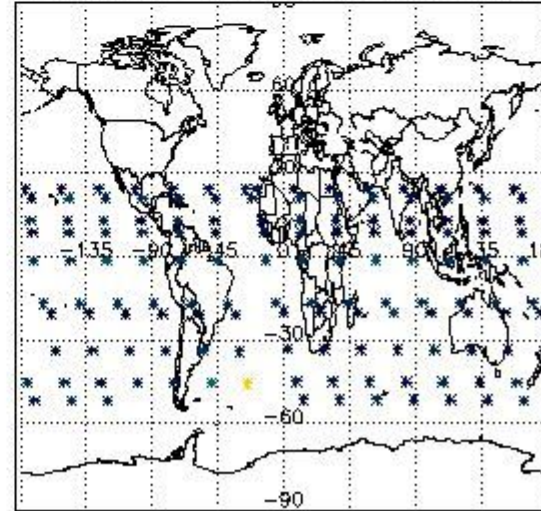
Percentage of flagged data per H2O profile



Percentage of flagged data per NO2 profile



Percentage of flagged data per NO3 profile

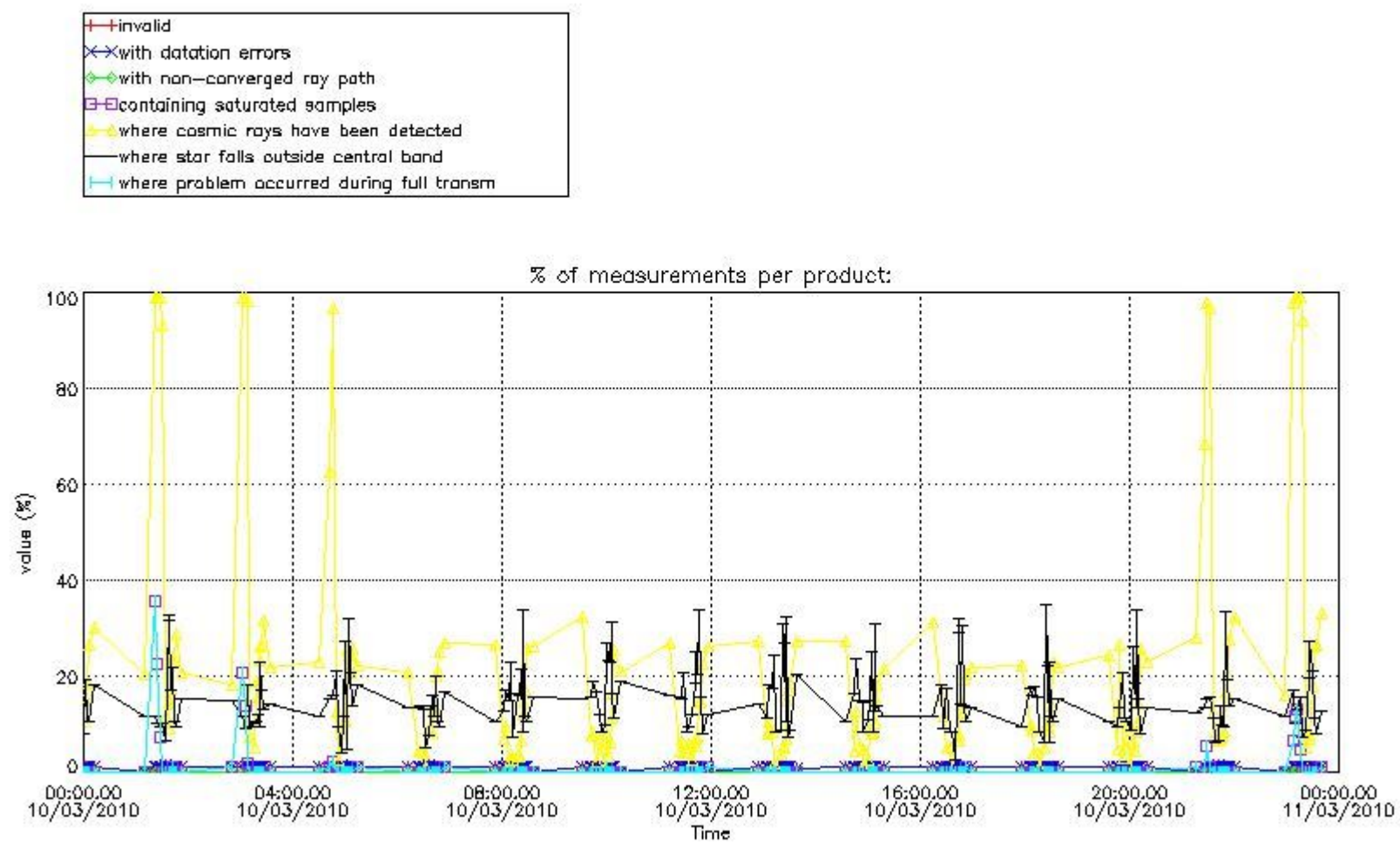


4. Level 1 quality information per product

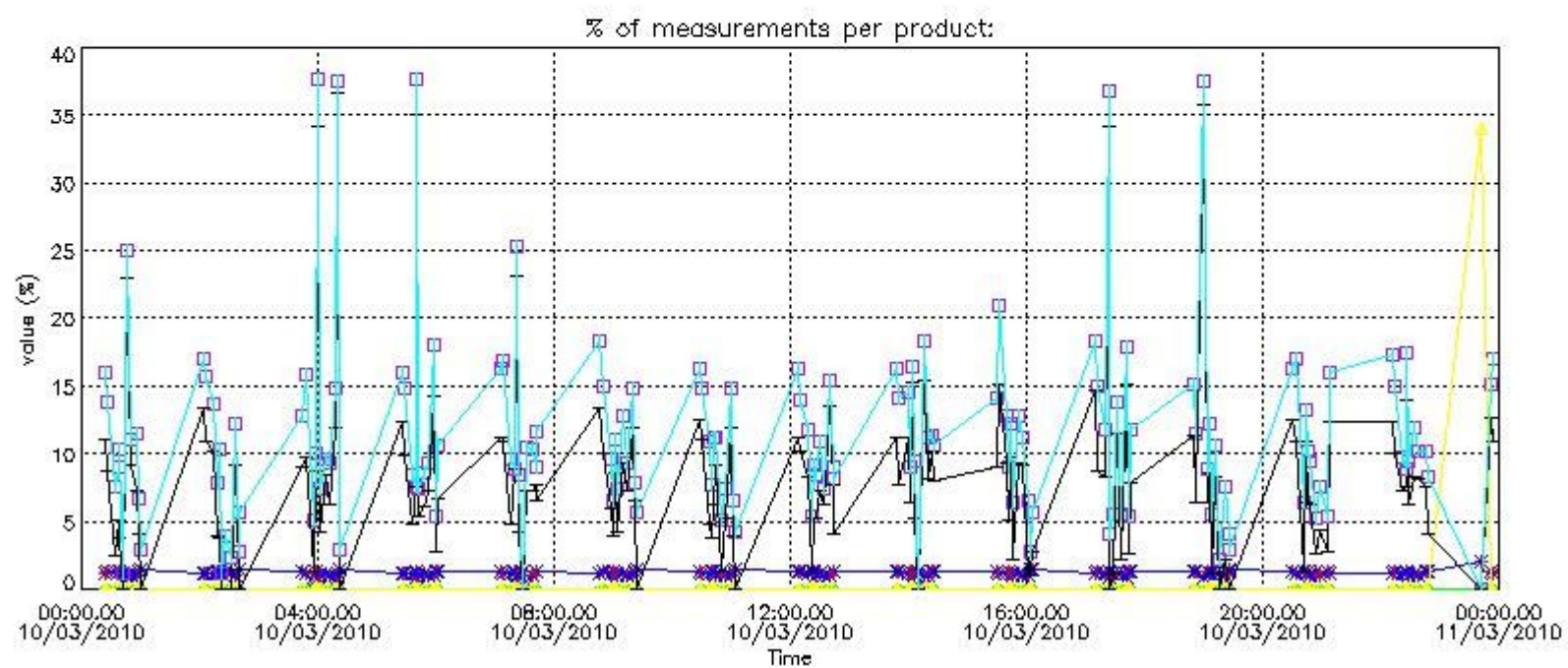
In this section it is plotted some information contained in the Quality Summary data set of the level 2 products that comes from the level 1b processing. Products without errors (error flag in the MPH set to "0") are used.

4.1 Plot quality information per product (time dependant) coming from level 1b processing

4.1.1 Plot level 1 quality information per product (time dependant): ENVISAT ASCENDING passes

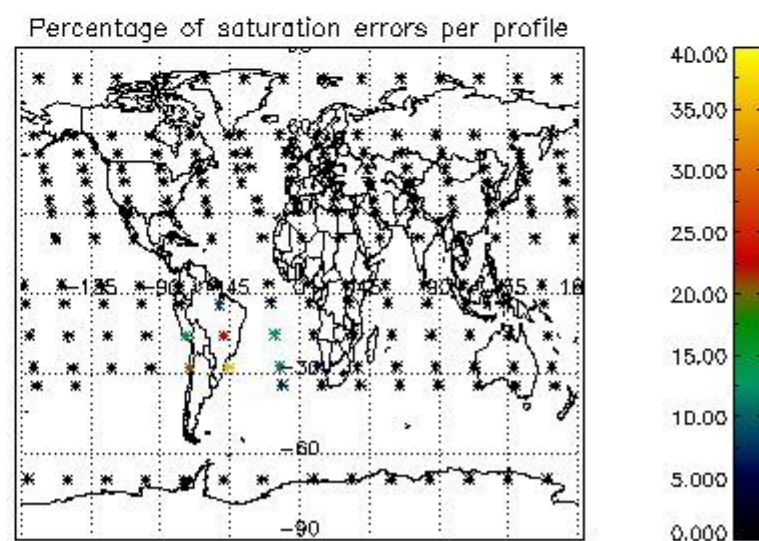
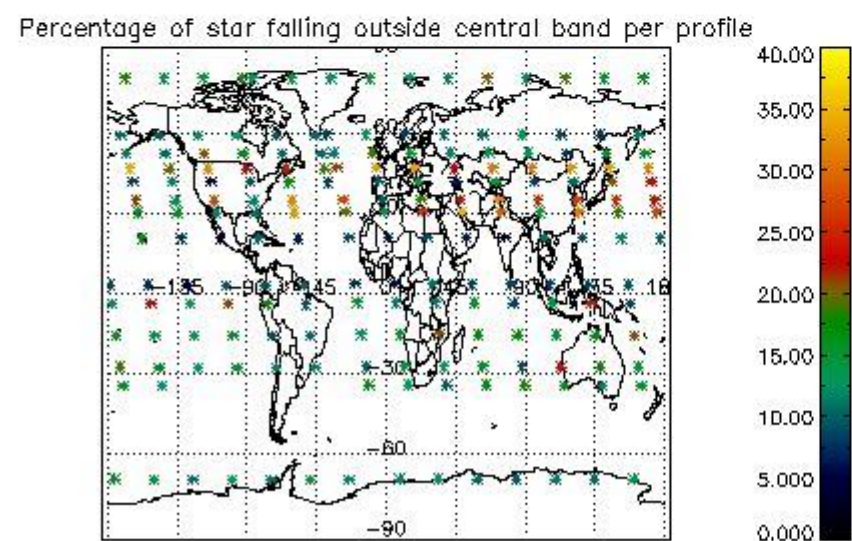
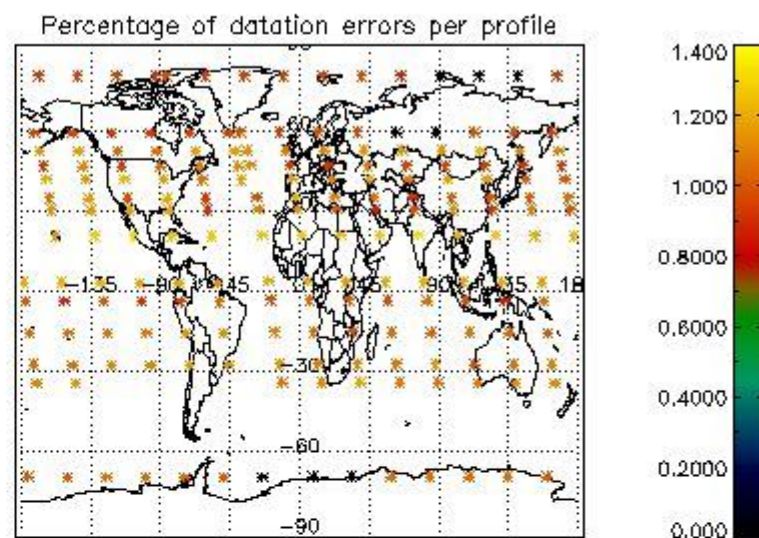
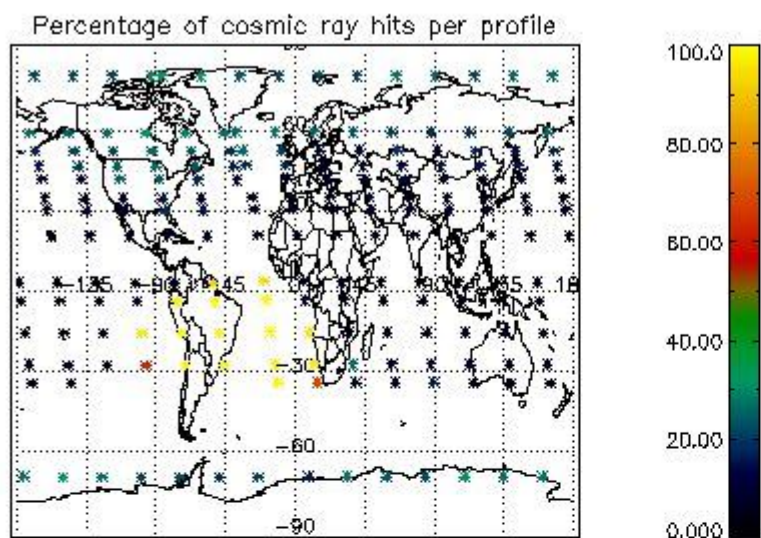


4.1.2 Plot level 1 quality information per product (time dependant): ENVI SAT DESCENDING passes



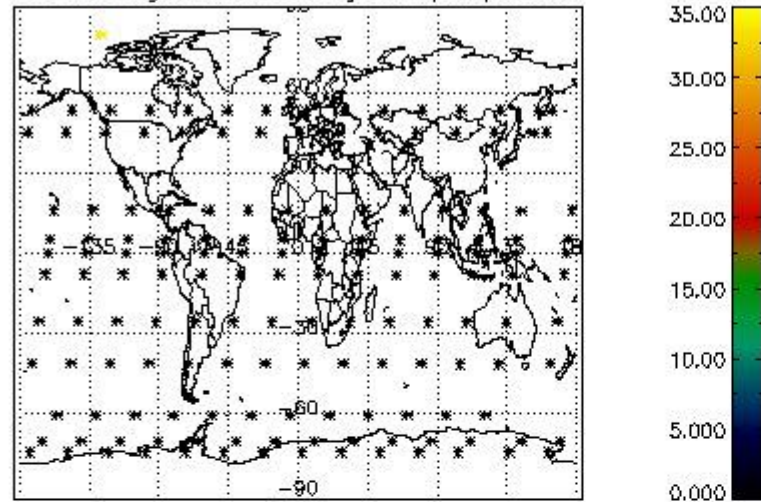
4.2 Plot quality information per product coming from level 1b processing (world map)

4.2.1 Plot level 1 quality information per product (world map): ENVISAT ASCENDING passes

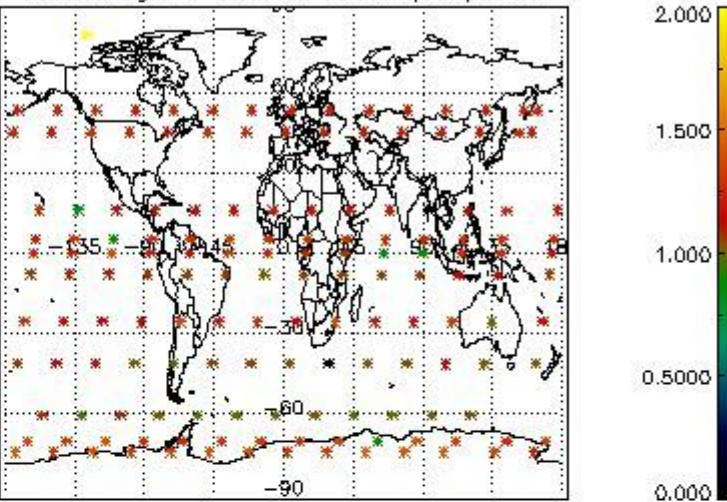


4.2.2 Plot level 1 quality information per product (world map): ENVISAT DESCENDING passes

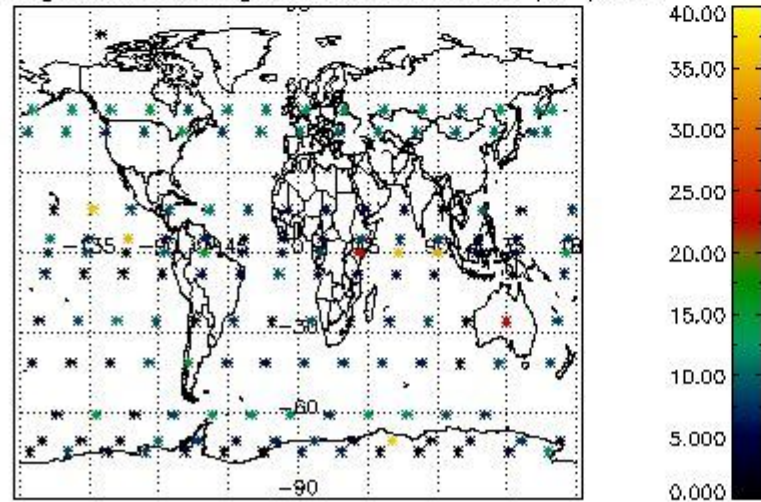
Percentage of cosmic ray hits per profile



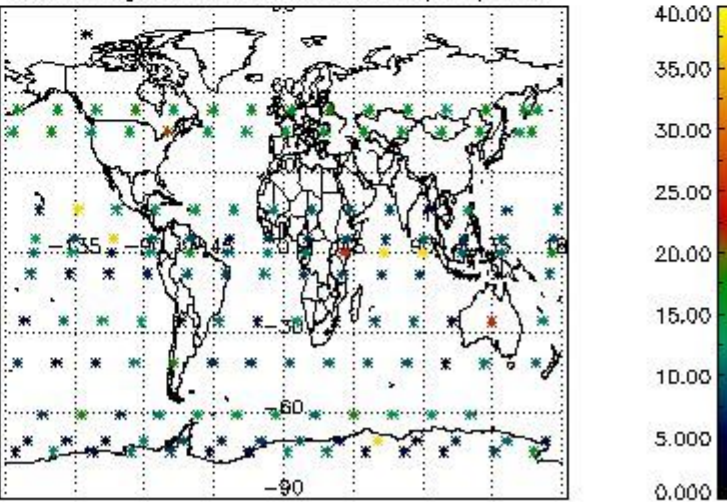
Percentage of datation errors per profile



Percentage of star falling outside central band per profile



Percentage of saturation errors per profile



5. Trace gas profiles

5.1 Ozone statistics based on quality of products

The final quality of the products can be "measured" using the STD (Standard Deviation) attached to every point profile. This information is written to the parameter GOM_NL__2P/NL_LOCAL_SPECIES_DENSITY/o3_std of the level 2 products. The table below shows the statistics for given STD ranges.

The statistics are given with respect to the overall valid production:

- Products without fatal errors: GOM_NL__2P/MPH/PRODUCT_ERR=0
- Valid point profile: GOM_NL__2P/NL_LOCAL_SPECIES_DENSITY/pcd(0)=0

The 'Criteria' is applied to valid points of dark limb products:

- Products in dark limb illumination condition: GOM_NL__2P/NL_SUMMARY_QUALITY/obs_ill_cond=0
- Products without fatal errors: GOM_NL__2P/MPH/PRODUCT_ERR=0
- Valid point profile: GOM_NL__2P/NL_LOCAL_SPECIES_DENSITY/pcd(0)=0

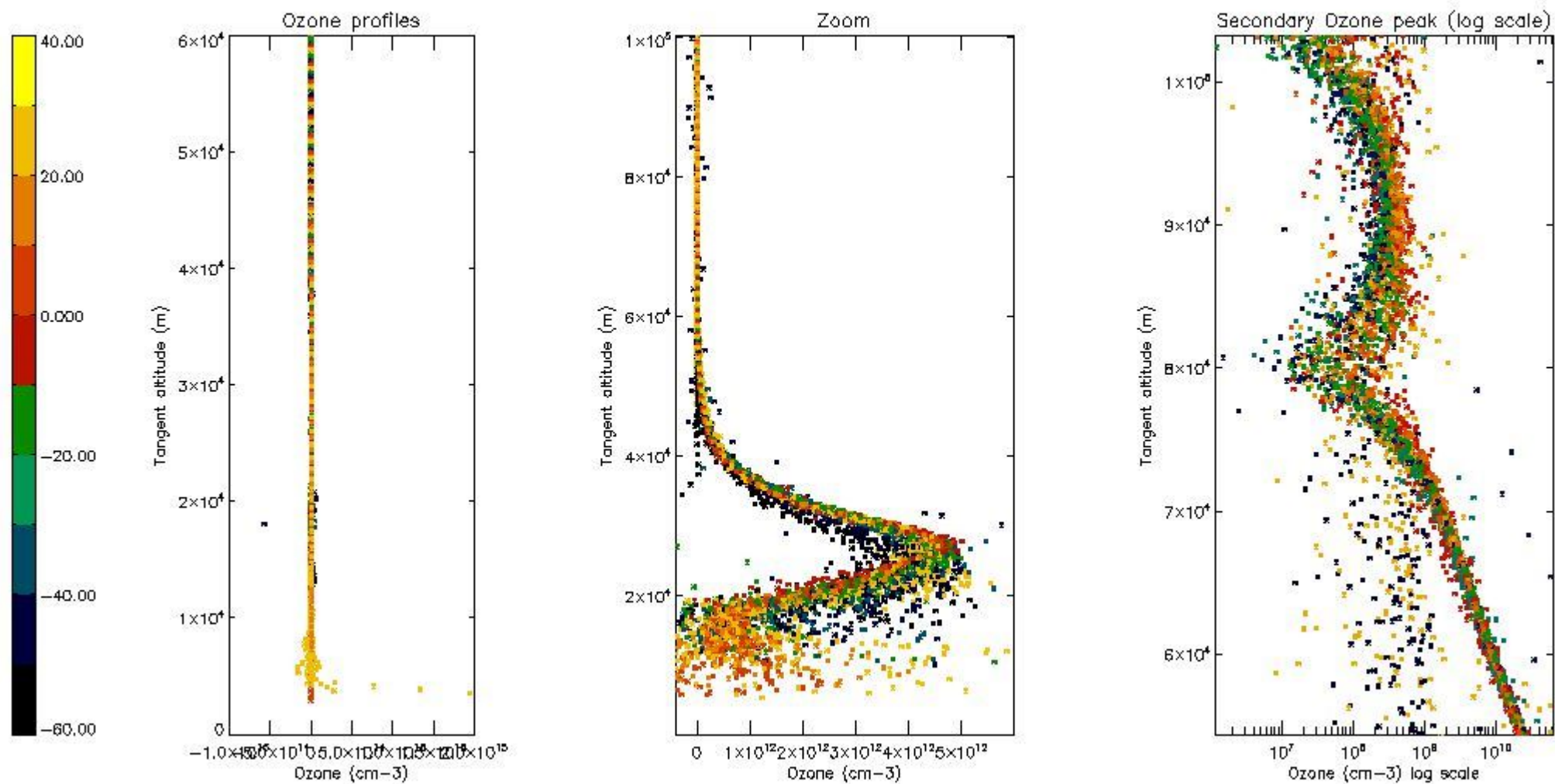
So, the table below shows the percentage of dark limb and valid observations for each criteria with respect to the overall valid daily observations.

Criteria	% of total production
All STD	41
STD < 20	21

STD < 10	17
STD < 5	12

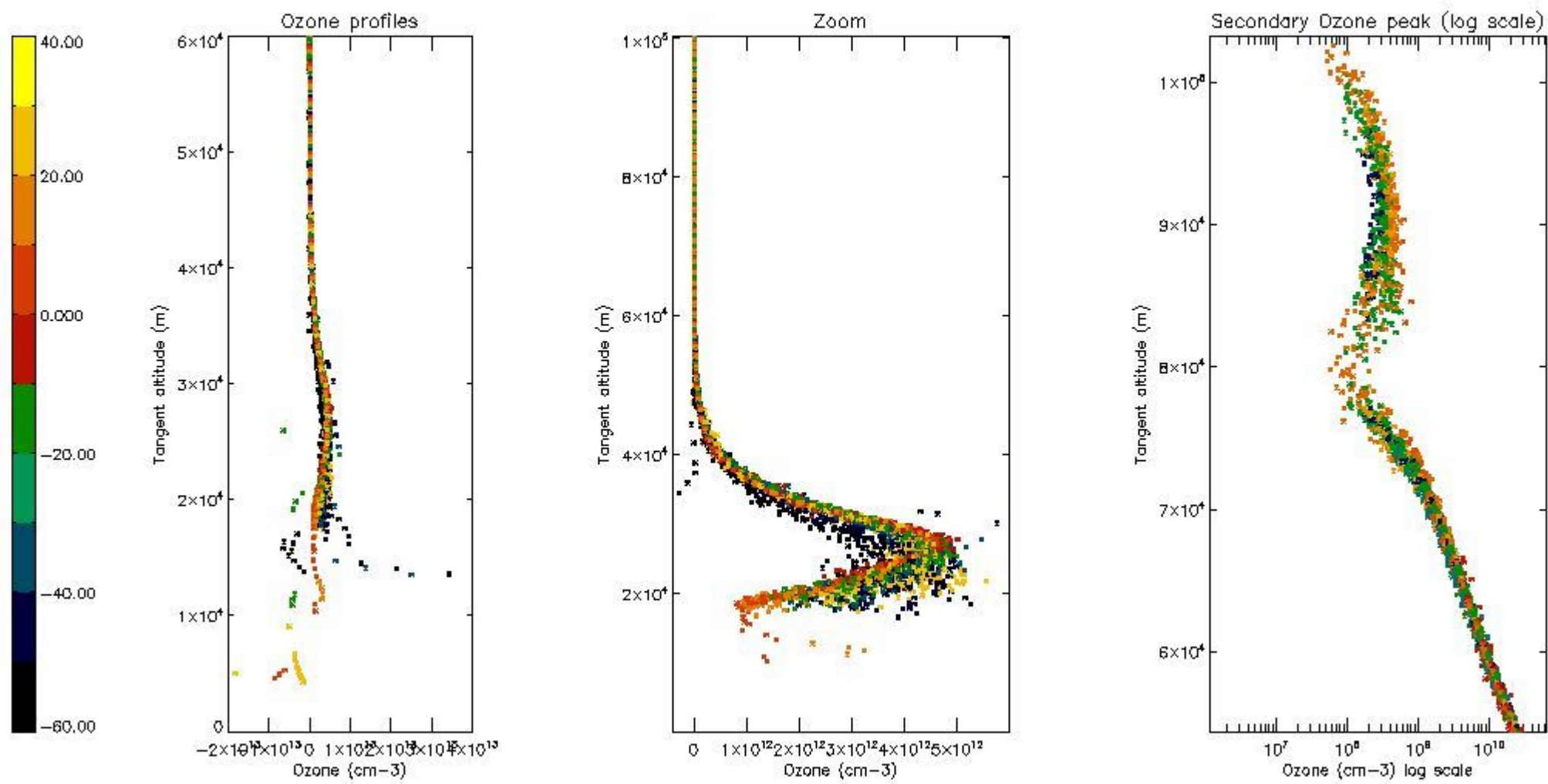
5.2 Plot ozone profiles for all STD (dark without errors)

The colorbar represents the latitude.



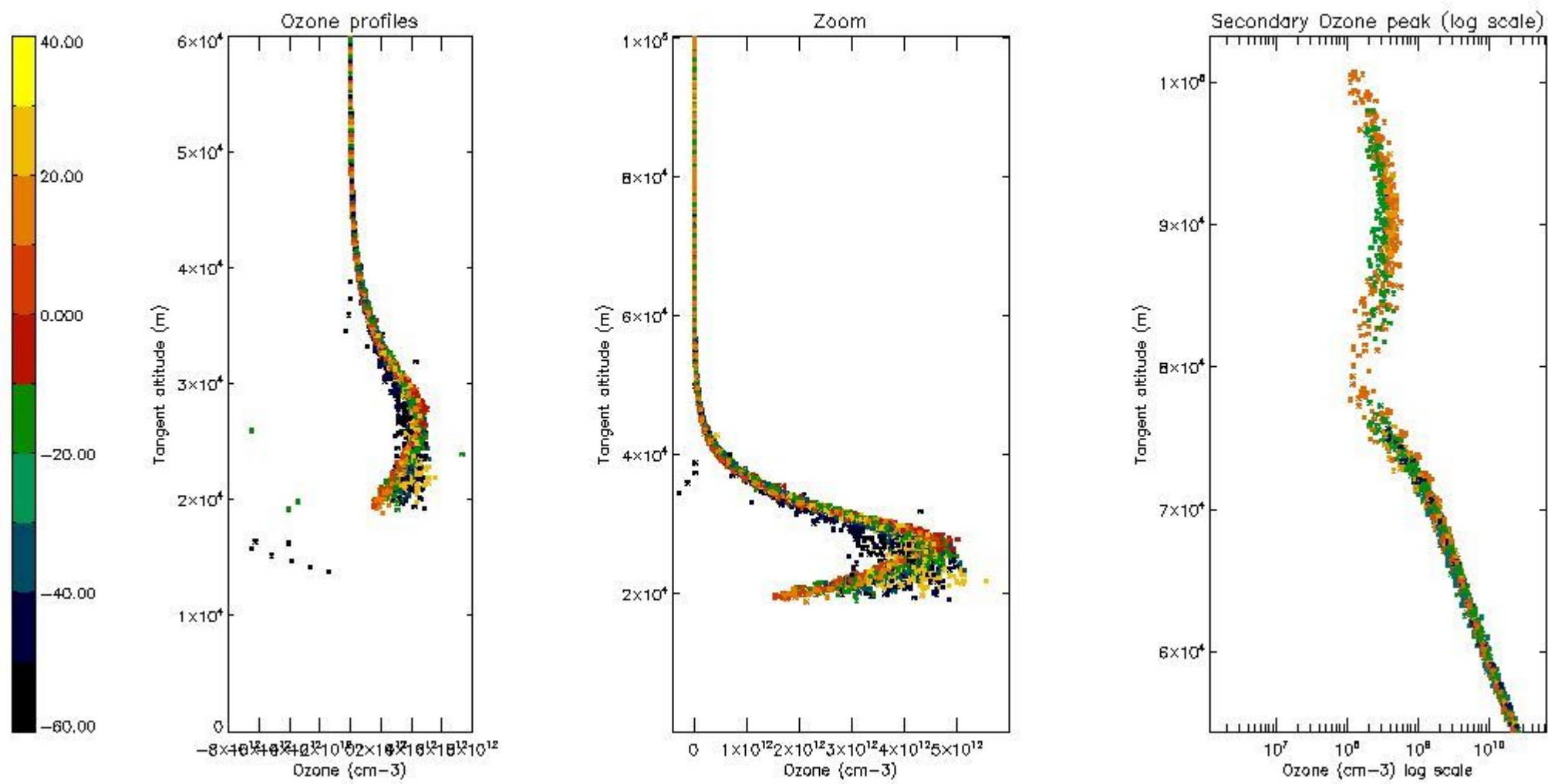
5.3 Plot ozone profiles where STD < 20% (dark without errors)

The colorbar represents the latitude.



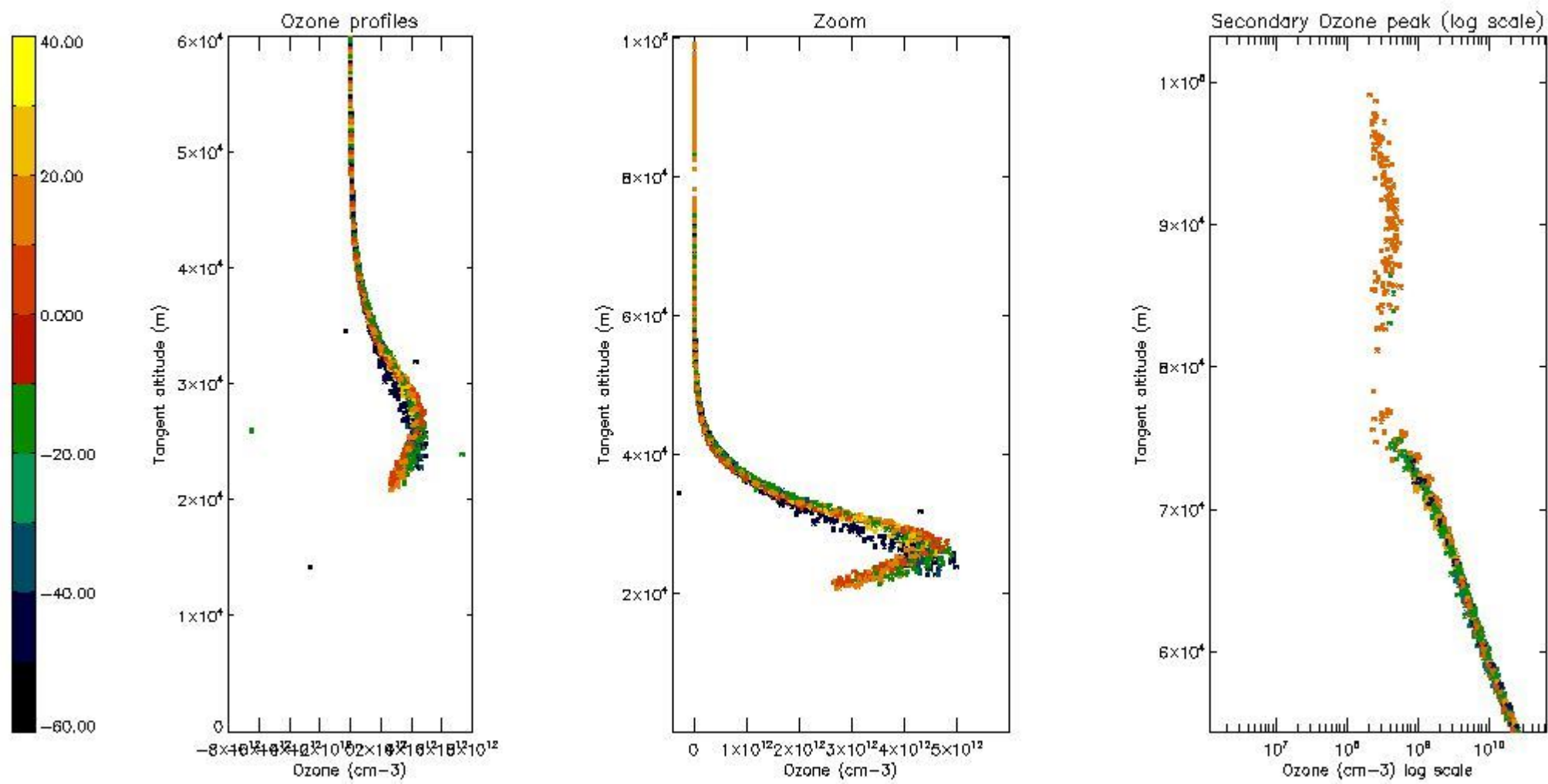
5.4 Plot ozone profiles where STD < 10% (dark without errors)

The colorbar represents the latitude.



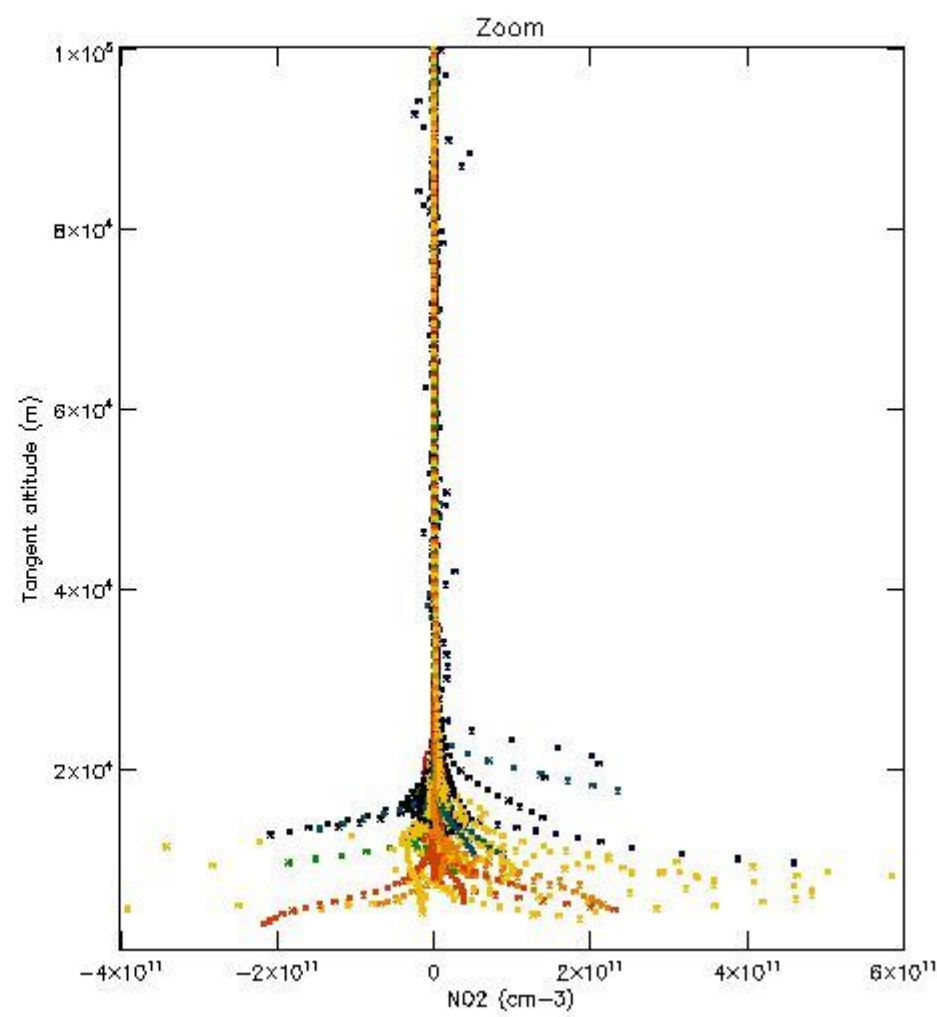
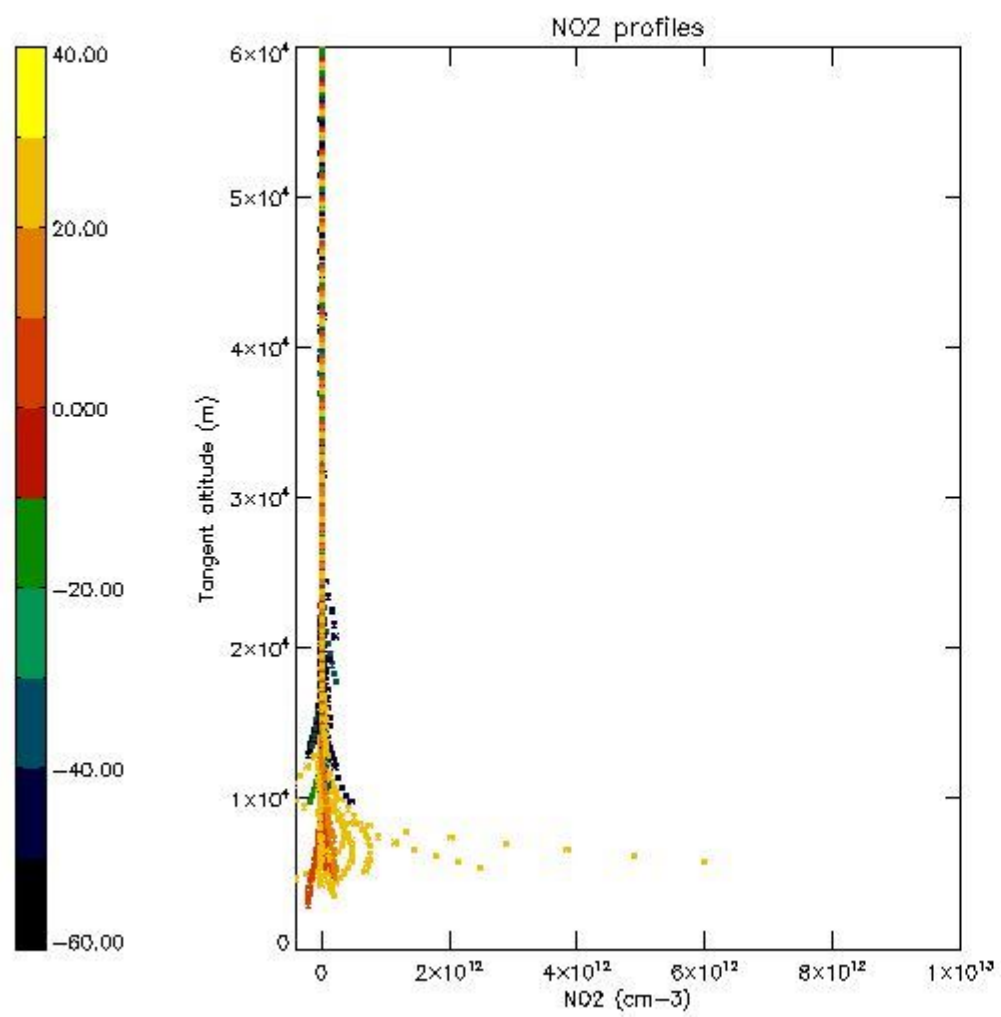
5.5 Plot ozone profiles where STD < 5% (dark without errors)

The colorbar represents the latitude.



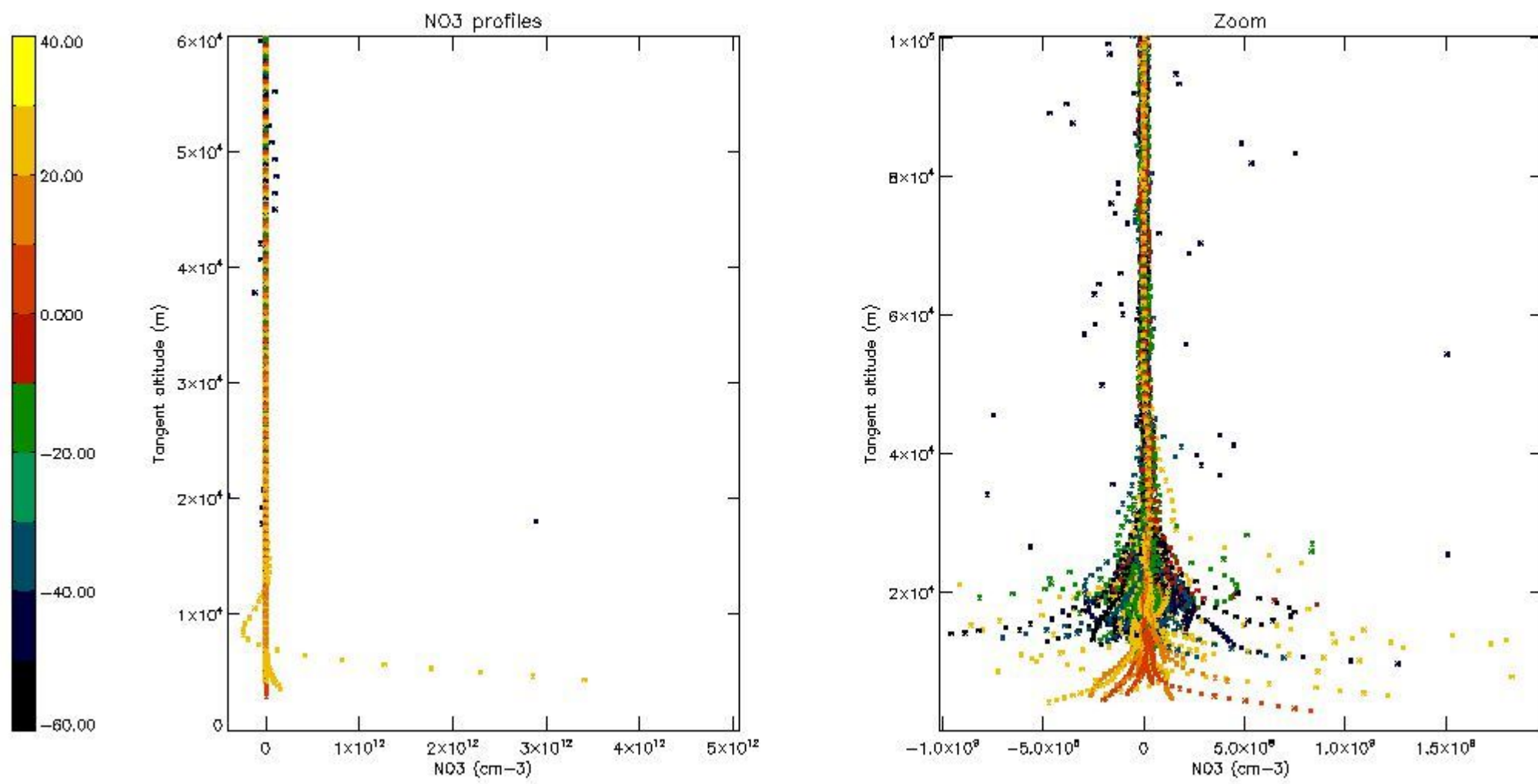
5.6 Plot NO₂ profiles for all STD (dark without errors)

The colorbar represents the latitude.



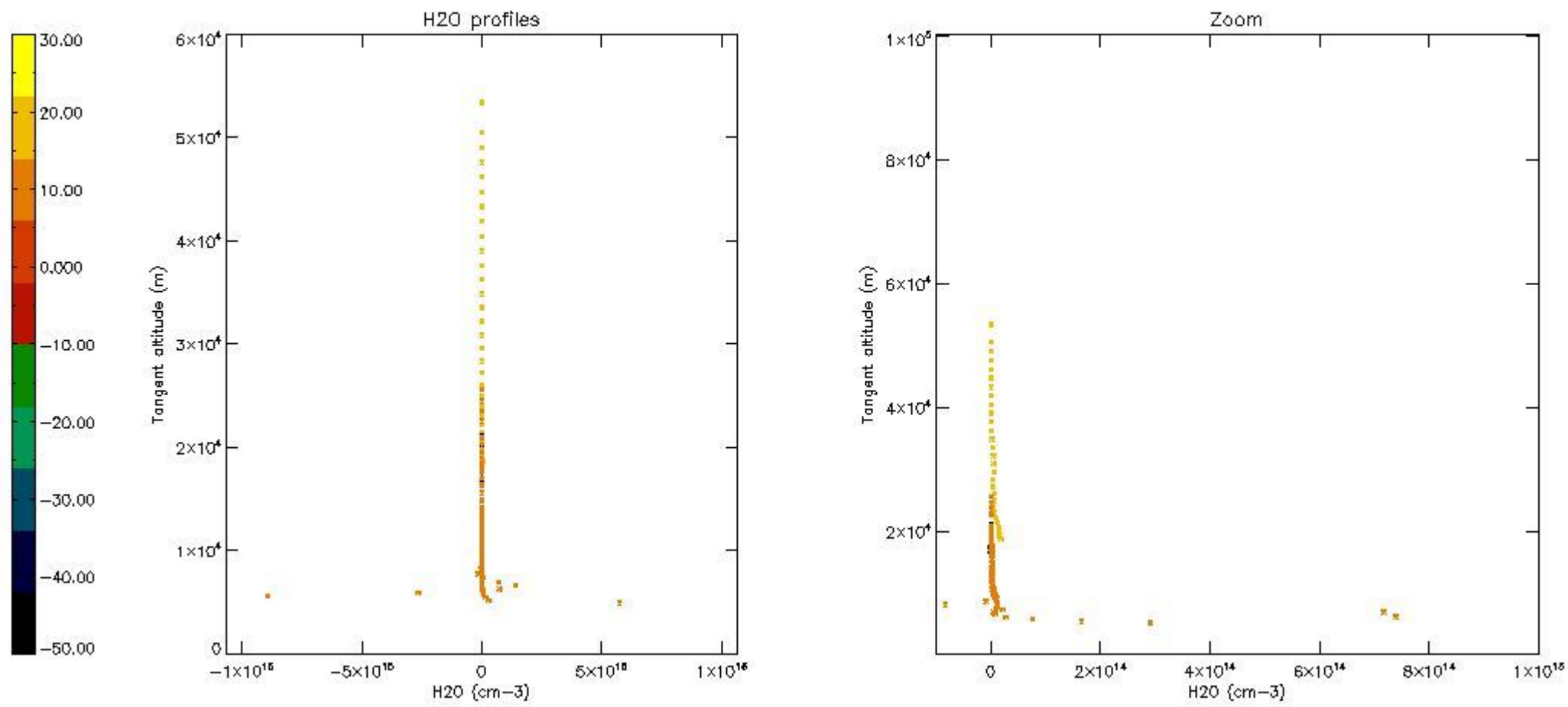
5.7 Plot NO3 profiles for all STD (dark without errors)

The colorbar represents the latitude.



5.8 Plot H₂O profiles for all STD (only for occultations of stars 1,2,3,4,13,14,16,26,63 dark without errors)

The colorbar represents the latitude.



6. Auxiliary Data Files used for the production reported in section 2

The number reported in the third column indicates since which file (see list in section 2) the corresponding auxiliary file has been used. The fourth column is the date of those product files.

Type	Auxiliary Filename	Used since product	Used since product date
INST_PHYS_CHARACTERISTICS	GOM_INS_AXVIEC20091111_143220_20030716_120000_20500101_000000	1	10-MAR-2010 00:00:17
LEVEL-2_PROC_CONFIG	GOM_PR2_AXVIEC20091111_152718_20020301_000000_20500101_000000	1	10-MAR-2010 00:00:17
CROSS_SECTIONS_FILE	GOM_CRS_AXVIEC20091111_154832_20020301_000000_20500101_000000	1	10-MAR-2010 00:00:17

GOMOS Level 2 Daily Report

SUMMARY

[1. General Info](#)

[2. Summary of processed GOM_NL_2P products](#)

[3. Level 2 Quality information per product](#)

[3.1 Plot of level 2 quality information per product \(time dependant\)](#)

[3.2 Plot of level 2 quality information per product \(world map\)](#)

[4. Level 1 Quality information per product \(stored on level 2 products\)](#)

[4.1 Plot of level 1 quality information per product \(time dependant\)](#)

[4.1.1 Plot of level 1 quality information per product \(time dependant\): ASCENDING](#)

[4.1.2 Plot of level 1 quality information per product \(time dependant\): DESCENDING](#)

[4.2 Plot of level 1 quality information per product \(world map\)](#)

[4.2.1 Plot of level 1 quality information per product \(world map\): ASCENDING](#)

[4.2.2 Plot of level 1 quality information per product \(world map\): DESCENDING](#)

[5. Ozone profiles based on quality statistics and other trace gas profiles](#)

[5.1 Ozone statistics based on quality of products](#)

[5.2 Plot ozone profiles for all STD \(dark without errors\)](#)

[5.3 Plot ozone profiles where STD < 20% \(dark without errors\)](#)

[5.4. Plot ozone profiles where STD < 10% \(dark without errors\)](#)

[5.5. Plot ozone profiles where STD < 5% \(dark without errors\)](#)

[5.6 Plot NO2 profiles for all STD \(dark without errors\)](#)

[5.7 Plot NO3 profiles for all STD \(dark without errors\)](#)

[5.8 Plot H2O profiles \(only for occultations of stars 1,2,3,4,13,14,16,26,63 dark without errors\) for all STD](#)

[6. Auxiliary Data Files used for the production reported in section 2](#)

This report presents the daily analysis on parameters extracted from GOMOS level 2 data (GOM_NL__2P). It is intended to monitor some important parameters that will impact the quality of these products. A list of level 2 products (and content) that have arrived during the reporting day to the PCF is also given.

Item	Value
Time of report generation	26APR2013 18:08:02
Data source version	GOMOS/6.01
Start time of products	10-03-2010 (10MAR2010 00:00:00)
Stop time of products	11-03-2010 (11MAR2010 00:00:00)
Store outputs in DB	Yes
Nb of level 2 prods	351
Nb of prods with errors	0

2. Summary of processed GOM_NL__2P products.

Nr	Filename	UTC Start time	Limb	Duration	Star Id	Star Name	Star Mag	Star Temp	Nb Meas	Orbit	Prod. error
1	GOM_NL__2PRFIN20100310_000017_000000432087_00317_41954_8761.N1	10-MAR-2010 00:00:17	Dark	43.000	77	Eps Cen	2.3030	28000.	86	41954	No
2	GOM_NL__2PRFIN20100310_000142_000000452087_00317_41954_8762.N1	10-MAR-2010 00:01:42	Dark	44.500	26	Gam Cru	1.6240	2900.0	89	41954	No
3	GOM_NL__2PRFIN20100310_000319_000000432087_00317_41954_8763.N1	10-MAR-2010 00:03:19	Straylight	43.000	64	Gam Cen	2.2000	10600.	86	41954	No
4	GOM_NL__2PRFIN20100310_000517_000000532087_00317_41954_8764.N1	10-MAR-2010 00:05:17	Straylight	52.500	123	Iot Cen	2.7500	10200.	105	41954	No
5	GOM_NL__2PRFIN20100310_001219_000000552087_00317_41954_8765.N1	10-MAR-2010 00:12:19	Straylight	55.000	171	2Eps Crv	3.0010	4250.0	110	41954	No
6	GOM_NL__2PRFIN20100310_002346_000000412087_00317_41954_8766.N1	10-MAR-2010 00:23:46	Bright	40.500	22	32Alp Leo	1.3600	15200.	81	41954	No
7	GOM_NL__2PRFIN20100310_002609_000000402087_00317_41954_8767.N1	10-MAR-2010 00:26:09	Bright	40.000	51	41Gam1Leo	2.0100	4500.0	80	41954	No
8	GOM_NL__2PRFIN20100310_003423_000000402087_00317_41954_8768.N1	10-MAR-2010 00:34:23	Bright	40.000	174	52Psi UMa	3.0040	4400.0	80	41954	No
9	GOM_NL__2PRFIN20100310_003725_000000392087_00317_41954_8769.N1	10-MAR-2010 00:37:25	Bright	39.000	82	48Bet UMa	2.3650	10600.	78	41954	No
10	GOM_NL__2PRFIN20100310_003852_000000392087_00317_41954_8770.N1	10-MAR-2010 00:38:52	Bright	39.000	36	50Alp UMa	1.8000	6300.0	78	41954	No
11	GOM_NL__2PRFIN20100310_004108_000000442087_00317_41954_8771.N1	10-MAR-2010 00:41:08	Bright	44.000	32	77Eps UMa	1.7630	11000.	88	41954	No
12	GOM_NL__2PRFIN20100310_004604_000000502087_00317_41954_8772.N1	10-MAR-2010 00:46:04	Bright	50.000	60	7Bet UMi	2.0810	3950.0	100	41954	No
13	GOM_NL__2PRFIN20100310_005027_000000502087_00317_41954_8773.N1	10-MAR-2010 00:50:27	Bright	49.500	119	14Eta Dra	2.7270	4700.0	99	41954	No
14	GOM_NL__2PRFIN20100310_005601_000000482087_00317_41954_8774.N1	10-MAR-2010 00:56:01	Bright	48.000	69	33Gam Dra	2.2310	3800.0	96	41954	No
15	GOM_NL__2PRFIN20100310_005853_000000372087_00317_41954_8775.N1	10-MAR-2010 00:58:53	Bright	37.000	144	18Del Cyg	2.8600	11000.	74	41954	No
16	GOM_NL__2PRFIN20100310_010012_000000352087_00317_41954_8776.N1	10-MAR-2010 01:00:12	Bright	34.500	66	37Gam Cyg	2.2080	5900.0	69	41954	No
17	GOM_NL__2PRFIN20100310_010921_000000472087_00317_41954_8777.N1	10-MAR-2010 01:09:21	Tw_i_and_stray	47.000	168	17Zet Aql	2.9860	11000.	94	41954	No
18	GOM_NL__2PRFIN20100310_012126_000000442087_00317_41954_8778.N1	10-MAR-2010 01:21:26	Dark	43.500	57	34Sig Sgr	2.0660	26000.	87	41954	No
19	GOM_NL__2PRFIN20100310_012445_000000452087_00317_41954_8779.N1	10-MAR-2010 01:24:45	Dark	44.500	38	20Eps Sgr	1.8360	11000.	89	41954	No
20	GOM_NL__2PRFIN20100310_012804_000000492087_00317_41954_8780.N1	10-MAR-2010 01:28:04	Dark	48.500	25	35Lam Sco	1.6200	28000.	97	41954	No
21	GOM_NL__2PRFIN20100310_013002_000000442087_00318_41955_8612.N1	10-MAR-2010 01:30:02	Dark	43.500	147	Alp Ara	2.8770	26000.	87	41955	No
22	GOM_NL__2PRFIN20100310_013457_000000392087_00318_41955_8613.N1	10-MAR-2010 01:34:57	Dark	39.000	134	Bet TrA	2.8100	6600.0	78	41955	No
23	GOM_NL__2PRFIN20100310_013739_000000552087_00318_41955_8614.N1	10-MAR-2010 01:37:39	Dark	55.000	4	Alp1Cen	-0.010000	5800.0	110	41955	No
24	GOM_NL__2PRFIN20100310_013855_000000542087_00318_41955_8615.N1	10-MAR-2010 01:38:55	Dark	54.000	10	Bet Cen	0.61000	28000.	108	41955	No
25	GOM_NL__2PRFIN20100310_014054_000000472087_00318_41955_8616.N1	10-MAR-2010 01:40:54	Dark	47.000	77	Eps Cen	2.3030	28000.	94	41955	No
26	GOM_NL__2PRFIN20100310_014219_000000462087_00318_41955_8617.N1	10-MAR-2010 01:42:19	Dark	46.000	26	Gam Cru	1.6240	2900.0	92	41955	No
27	GOM_NL__2PRFIN20100310_014356_000000432087_00318_41955_8618.N1	10-MAR-2010 01:43:56	Straylight	43.000	64	Gam Cen	2.2000	10600.	86	41955	No
28	GOM_NL__2PRFIN20100310_014553_000000532087_00318_41955_8619.N1	10-MAR-2010 01:45:53	Straylight	52.500	123	Iot Cen	2.7500	10200.	105	41955	No
29	GOM_NL__2PRFIN20100310_015255_000000532087_00318_41955_8620.N1	10-MAR-2010 01:52:55	Straylight	53.000	171	2Eps Crv	3.0010	4250.0	106	41955	No
30	GOM_NL__2PRFIN20100310_020422_000000412087_00318_41955_8621.N1	10-MAR-2010 02:04:22	Bright	41.000	22	32Alp Leo	1.3600	15200.	82	41955	No
31	GOM_NL__2PRFIN20100310_020645_000000422087_00318_41955_8622.N1	10-MAR-2010 02:06:45	Bright	41.500	51	41Gam1Leo	2.0100	4500.0	83	41955	No
32	GOM_NL__2PRFIN20100310_021458_000000442087_00318_41955_8623.N1	10-MAR-2010 02:14:58	Bright	44.000	174	52Psi UMa	3.0040	4400.0	88	41955	No
33	GOM_NL__2PRFIN20100310_021801_000000392087_00318_41955_8624.N1	10-MAR-2010 02:18:01	Bright	38.500	82	48Bet UMa	2.3650	10600.	77	41955	No
34	GOM_NL__2PRFIN20100310_021928_000000392087_00318_41955_8625.N1	10-MAR-2010 02:19:28	Bright	39.000	36	50Alp UMa	1.8000	6300.0	78	41955	No
35	GOM_NL__2PRFIN20100310_022143_000000442087_00318_41955_8626.N1	10-MAR-2010 02:21:43	Bright	44.000	32	77Eps UMa	1.7630	11000.	88	41955	No
36	GOM_NL__2PRFIN20100310_022639_000000382087_00318_41955_8627.N1	10-MAR-2010 02:26:39	Bright	38.000	60	7Bet UMi	2.0810	3950.0	76	41955	No
37	GOM_NL__2PRFIN20100310_023103_000000442087_00318_41955_8628.N1	10-MAR-2010 02:31:03	Bright	43.500	119	14Eta Dra	2.7270	4700.0	87	41955	No
38	GOM_NL__2PRFIN20100310_023637_000000492087_00318_41955_8629.N1	10-MAR-2010 02:36:37	Bright	49.000	69	33Gam Dra	2.2310	3800.0	98	41955	No
39	GOM_NL__2PRFIN20100310_023928_000000362087_00318_41955_8630.N1	10-MAR-2010 02:39:28	Bright	36.000	144	18Del Cyg	2.8600	11000.	72	41955	No
40	GOM_NL__2PRFIN20100310_024048_000000352087_00318_41955_8631.N1	10-MAR-2010 02:40:48	Bright	35.000	66	37Gam Cyg	2.2080	5900.0	70	41955	No
41	GOM_NL__2PRFIN20100310_024957_000000502087_00318_41955_8632.N1	10-MAR-2010 02:49:57	Tw_i_and_stray	50.000	168	17Zet Aql	2.9860	11000.	100	41955	No
42	GOM_NL__2PRFIN20100310_030202_000000442087_00318_41955_8633.N1	10-MAR-2010 03:02:02	Dark	43.500	57	34Sig Sgr	2.0660	26000.	87	41955	No

43	GOM_NL__2PRFIN20100310_030522_000000442087_00318_41955_8634.N1	10-MAR-2010 03:05:22	Dark	43.500	38	20Eps Sgr	1.8360	11000.	87	41955	No
44	GOM_NL__2PRFIN20100310_030841_000000532087_00318_41955_8635.N1	10-MAR-2010 03:08:41	Dark	52.500	25	35Lam Sco	1.6200	28000.	105	41955	No
45	GOM_NL__2PRFIN20100310_031039_000000422087_00319_41956_8636.N1	10-MAR-2010 03:10:39	Dark	42.000	147	Alp Ara	2.8770	26000.	84	41956	No
46	GOM_NL__2PRFIN20100310_031533_000000402087_00319_41956_8621.N1	10-MAR-2010 03:15:33	Dark	39.500	134	Bet TrA	2.8100	6600.0	79	41956	No
47	GOM_NL__2PRFIN20100310_031815_000000422087_00319_41956_8622.N1	10-MAR-2010 03:18:15	Dark	42.000	4	Alp1Cen	-0.010000	5800.0	84	41956	No
48	GOM_NL__2PRFIN20100310_031932_000000422087_00319_41956_8623.N1	10-MAR-2010 03:19:32	Dark	42.000	10	Bet Cen	0.61000	28000.	84	41956	No
49	GOM_NL__2PRFIN20100310_032130_000000432087_00319_41956_8624.N1	10-MAR-2010 03:21:30	Dark	43.000	77	Eps Cen	2.3030	28000.	86	41956	No
50	GOM_NL__2PRFIN20100310_032255_000000482087_00319_41956_8625.N1	10-MAR-2010 03:22:55	Dark	48.000	26	Gam Cru	1.6240	2900.0	96	41956	No
51	GOM_NL__2PRFIN20100310_032432_000000472087_00319_41956_8626.N1	10-MAR-2010 03:24:32	Straylight	47.000	64	Gam Cen	2.2000	10600.	94	41956	No
52	GOM_NL__2PRFIN20100310_032630_000000542087_00319_41956_8627.N1	10-MAR-2010 03:26:30	Straylight	54.000	123	lot Cen	2.7500	10200.	108	41956	No
53	GOM_NL__2PRFIN20100310_033332_000000532087_00319_41956_8628.N1	10-MAR-2010 03:33:32	Straylight	52.500	171	2Eps Crv	3.0010	4250.0	105	41956	No
54	GOM_NL__2PRFIN20100310_034458_000000392087_00319_41956_8629.N1	10-MAR-2010 03:44:58	Bright	39.000	22	32Alp Leo	1.3600	15200.	78	41956	No
55	GOM_NL__2PRFIN20100310_034721_000000412087_00319_41956_8630.N1	10-MAR-2010 03:47:21	Bright	41.000	51	41Gam1Leo	2.0100	4500.0	82	41956	No
56	GOM_NL__2PRFIN20100310_035534_000000392087_00319_41956_8631.N1	10-MAR-2010 03:55:34	Bright	39.000	174	52Psi UMa	3.0040	4400.0	78	41956	No
57	GOM_NL__2PRFIN20100310_035837_000000402087_00319_41956_8632.N1	10-MAR-2010 03:58:37	Bright	40.000	82	48Bet UMa	2.3650	10600.	80	41956	No
58	GOM_NL__2PRFIN20100310_040003_000000572087_00319_41956_8633.N1	10-MAR-2010 04:00:03	Bright	57.000	36	50Alp UMa	1.8000	6300.0	114	41956	No
59	GOM_NL__2PRFIN20100310_040219_000000472087_00319_41956_8634.N1	10-MAR-2010 04:02:19	Bright	47.000	32	77Eps UMa	1.7630	11000.	94	41956	No
60	GOM_NL__2PRFIN20100310_040715_000000422087_00319_41956_8635.N1	10-MAR-2010 04:07:15	Bright	41.500	60	7Bet UMi	2.0810	3950.0	83	41956	No
61	GOM_NL__2PRFIN20100310_041138_000000482087_00319_41956_8636.N1	10-MAR-2010 04:11:38	Bright	48.000	119	14Eta Dra	2.7270	4700.0	96	41956	No
62	GOM_NL__2PRFIN20100310_041713_000000512087_00319_41956_8637.N1	10-MAR-2010 04:17:13	Bright	50.500	69	33Gam Dra	2.2310	3800.0	101	41956	No
63	GOM_NL__2PRFIN20100310_042005_000000562087_00319_41956_8638.N1	10-MAR-2010 04:20:05	Bright	56.000	144	18Del Cyg	2.8600	11000.	112	41956	No
64	GOM_NL__2PRFIN20100310_042124_000000342087_00319_41956_8639.N1	10-MAR-2010 04:21:24	Bright	34.000	66	37Gam Cyg	2.2080	5900.0	68	41956	No
65	GOM_NL__2PRFIN20100310_043033_000000482087_00319_41956_8640.N1	10-MAR-2010 04:30:33	Tw_i_and_stray	48.000	168	17Zet Aql	2.9860	11000.	96	41956	No
66	GOM_NL__2PRFIN20100310_044239_000000462087_00319_41956_8641.N1	10-MAR-2010 04:42:39	Dark	45.500	57	34Sig Sgr	2.0660	26000.	91	41956	No
67	GOM_NL__2PRFIN20100310_044559_000000472087_00319_41956_8642.N1	10-MAR-2010 04:45:59	Dark	46.500	38	20Eps Sgr	1.8360	11000.	93	41956	No
68	GOM_NL__2PRFIN20100310_044918_000000552087_00319_41956_8643.N1	10-MAR-2010 04:49:18	Dark	55.000	25	35Lam Sco	1.6200	28000.	110	41956	No
69	GOM_NL__2PRFIN20100310_045116_000000422087_00320_41957_8628.N1	10-MAR-2010 04:51:16	Dark	42.000	147	Alp Ara	2.8770	26000.	84	41957	No
70	GOM_NL__2PRFIN20100310_045610_000000382087_00320_41957_8629.N1	10-MAR-2010 04:56:10	Dark	38.000	134	Bet TrA	2.8100	6600.0	76	41957	No
71	GOM_NL__2PRFIN20100310_045852_000000432087_00320_41957_8630.N1	10-MAR-2010 04:58:52	Dark	42.500	4	Alp1Cen	-0.010000	5800.0	85	41957	No
72	GOM_NL__2PRFIN20100310_050008_000000522087_00320_41957_8631.N1	10-MAR-2010 05:00:08	Dark	51.500	10	Bet Cen	0.61000	28000.	103	41957	No
73	GOM_NL__2PRFIN20100310_050207_000000412087_00320_41957_8632.N1	10-MAR-2010 05:02:07	Dark	41.000	77	Eps Cen	2.3030	28000.	82	41957	No
74	GOM_NL__2PRFIN20100310_050332_000000532087_00320_41957_8633.N1	10-MAR-2010 05:03:32	Dark	53.000	26	Gam Cru	1.6240	2900.0	106	41957	No
75	GOM_NL__2PRFIN20100310_050509_000000492087_00320_41957_8634.N1	10-MAR-2010 05:05:09	Straylight	48.500	64	Gam Cen	2.2000	10600.	97	41957	No
76	GOM_NL__2PRFIN20100310_050707_000000552087_00320_41957_8635.N1	10-MAR-2010 05:07:07	Straylight	54.500	123	lot Cen	2.7500	10200.	109	41957	No
77	GOM_NL__2PRFIN20100310_051408_000000552087_00320_41957_8636.N1	10-MAR-2010 05:14:08	Straylight	54.500	171	2Eps Crv	3.0010	4250.0	109	41957	No
78	GOM_NL__2PRFIN20100310_052534_000000412087_00320_41957_8637.N1	10-MAR-2010 05:25:34	Bright	40.500	22	32Alp Leo	1.3600	15200.	81	41957	No
79	GOM_NL__2PRFIN20100310_052756_000000412087_00320_41957_8638.N1	10-MAR-2010 05:27:56	Bright	40.500	51	41Gam1Leo	2.0100	4500.0	81	41957	No
80	GOM_NL__2PRFIN20100310_053609_000000422087_00320_41957_8639.N1	10-MAR-2010 05:36:09	Bright	41.500	174	52Psi UMa	3.0040	4400.0	83	41957	No
81	GOM_NL__2PRFIN20100310_053912_000000402087_00320_41957_8640.N1	10-MAR-2010 05:39:12	Bright	39.500	82	48Bet UMa	2.3650	10600.	79	41957	No
82	GOM_NL__2PRFIN20100310_054039_000000572087_00320_41957_8641.N1	10-MAR-2010 05:40:39	Bright	57.000	36	50Alp UMa	1.8000	6300.0	114	41957	No
83	GOM_NL__2PRFIN20100310_054254_000000472087_00320_41957_8642.N1	10-MAR-2010 05:42:54	Bright	47.000	32	77Eps UMa	1.7630	11000.	94	41957	No
84	GOM_NL__2PRFIN20100310_054750_000000412087_00320_41957_8643.N1	10-MAR-2010 05:47:50	Bright	41.000	60	7Bet UMi	2.0810	3950.0	82	41957	No
85	GOM_NL__2PRFIN20100310_055214_000000492087_00320_41957_8644.N1	10-MAR-2010 05:52:14	Bright	48.500	119	14Eta Dra	2.7270	4700.0	97	41957	No
86	GOM_NL__2PRFIN20100310_055748_000000532087_00320_41957_8645.N1	10-MAR-2010 05:57:48	Bright	52.500	69	33Gam Dra	2.2310	3800.0	105	41957	No
87	GOM_NL__2PRFIN20100310_060040_000000372087_00320_41957_8646.N1	10-MAR-2010 06:00:40	Bright	37.000	144	18Del Cyg	2.8600	11000.	74	41957	No
88	GOM_NL__2PRFIN20100310_060200_000000382087_00320_41957_8647.N1	10-MAR-2010 06:02:00	Bright	37.500	66	37Gam Cyg	2.2080	5900.0	75	41957	No
89	GOM_NL__2PRFIN20100310_061110_000000482087_00320_41957_8648.N1	10-MAR-2010 06:11:10	Tw_i_and_stray	48.000	168	17Zet Aql	2.9860	11000.	96	41957	No
90	GOM_NL__2PRFIN20100310_062315_000000452087_00320_41957_8649.N1	10-MAR-2010 06:23:15	Dark	45.000	57	34Sig Sgr	2.0660	26000.	90	41957	No
91	GOM_NL__2PRFIN20100310_062635_000000472087_00320_41957_8650.N1	10-MAR-2010 06:26:35	Dark	46.500	38	20Eps Sgr	1.8360	11000.	93	41957	No
92	GOM_NL__2PRFIN20100310_062955_000000502087_00320_41957_8651.N1	10-MAR-2010 06:29:55	Dark	50.000	25	35Lam Sco	1.6200	28000.	100	41957	No
93	GOM_NL__2PRFIN20100310_063153_000000412087_00321_41958_8636.N1	10-MAR-2010 06:31:53	Dark	40.500	147	Alp Ara	2.8770	26000.	81	41958	No
94	GOM_NL__2PRFIN20100310_063646_000000392087_00321_41958_8637.N1	10-MAR-2010 06:36:46	Dark	39.000	134	Bet TrA	2.8100	6600.0	78	41958	No
95	GOM_NL__2PRFIN20100310_063929_000000442087_00321_41958_8638.N1	10-MAR-2010 06:39:29	Dark	43.500	4	Alp1Cen	-0.010000	5800.0	87	41958	No
96	GOM_NL__2PRFIN20100310_064045_000000432087_00321_41958_8639.N1	10-MAR-2010 06:40:45	Dark	43.000	10	Bet Cen	0.61000	28000.	86	41958	No
97	GOM_NL__2PRFIN20100310_064244_000000442087_00321_41958_8640.N1	10-MAR-2010 06:42:44	Dark	43.500	77	Eps Cen	2.3030	28000.	87	41958	No
98	GOM_NL__2PRFIN20100310_064408_000000452087_00321_41958_8641.N1	10-MAR-2010 06:44:08	Dark	45.000	26	Gam Cru	1.6240	2900.0	90	41958	No
99	GOM_NL__2PRFIN20100310_064545_000000432087_00321_41958_8642.N1	10-MAR-2010 06:45:45	Straylight	43.000	64	Gam Cen	2.2000	10600.	86	41958	No
100	GOM_NL__2PRFIN20100310_064743_000000522087_00321_41958_8643.N1	10-MAR-2010 06:47:43	Straylight	52.000	123	lot Cen	2.7500	10200.	104	41958	No
101	GOM_NL__2PRFIN20100310_065444_000000542087_00321_41958_8644.N1	10-MAR-2010 06:54:44	Straylight	54.000	171	2Eps Crv	3.0010	4250.0	108	41958	No

102	GOM_NL__2PRFIN20100310_070610_000000402087_00321_41958_8645.N1	10-MAR-2010 07:06:10	Bright	40.000	22	32Alp Leo	1.3600	15200.	80	41958	No
103	GOM_NL__2PRFIN20100310_070832_000000422087_00321_41958_8646.N1	10-MAR-2010 07:08:32	Bright	41.500	51	41Gam1Leo	2.0100	4500.0	83	41958	No
104	GOM_NL__2PRFIN20100310_071645_000000422087_00321_41958_8647.N1	10-MAR-2010 07:16:45	Bright	41.500	174	52Psi UMa	3.0040	4400.0	83	41958	No
105	GOM_NL__2PRFIN20100310_071948_000000402087_00321_41958_8648.N1	10-MAR-2010 07:19:48	Bright	39.500	82	48Bet UMa	2.3650	10600.	79	41958	No
106	GOM_NL__2PRFIN20100310_072115_000000482087_00321_41958_8649.N1	10-MAR-2010 07:21:15	Bright	47.500	36	50Alp UMa	1.8000	6300.0	95	41958	No
107	GOM_NL__2PRFIN20100310_072329_000000482087_00321_41958_8650.N1	10-MAR-2010 07:23:29	Bright	47.500	32	77Eps UMa	1.7630	11000.	95	41958	No
108	GOM_NL__2PRFIN20100310_072826_000000372087_00321_41958_8651.N1	10-MAR-2010 07:28:26	Bright	36.500	60	7Bet UMi	2.0810	3950.0	73	41958	No
109	GOM_NL__2PRFIN20100310_073249_000000482087_00321_41958_8652.N1	10-MAR-2010 07:32:49	Bright	48.000	119	14Eta Dra	2.7270	4700.0	96	41958	No
110	GOM_NL__2PRFIN20100310_073824_000000492087_00321_41958_8653.N1	10-MAR-2010 07:38:24	Bright	48.500	69	33Gam Dra	2.2310	3800.0	97	41958	No
111	GOM_NL__2PRFIN20100310_074116_000000392087_00321_41958_8654.N1	10-MAR-2010 07:41:16	Bright	39.000	144	18Del Cyg	2.8600	11000.	78	41958	No
112	GOM_NL__2PRFIN20100310_074236_000000392087_00321_41958_8655.N1	10-MAR-2010 07:42:36	Bright	38.500	66	37Gam Cyg	2.2080	5900.0	77	41958	No
113	GOM_NL__2PRFIN20100310_075146_000000472087_00321_41958_8656.N1	10-MAR-2010 07:51:46	Tw_i_and_stray	47.000	168	17Zet Aql	2.9860	11000.	94	41958	No
114	GOM_NL__2PRFIN20100310_080156_000000442087_00321_41958_8657.N1	10-MAR-2010 08:01:56	Dark	43.500	155	41Pi Sgr	2.9000	6600.0	87	41958	No
115	GOM_NL__2PRFIN20100310_080352_000000472087_00321_41958_8658.N1	10-MAR-2010 08:03:52	Dark	47.000	57	34Sig Sgr	2.0660	26000.	94	41958	No
116	GOM_NL__2PRFIN20100310_080712_000000472087_00321_41958_8659.N1	10-MAR-2010 08:07:12	Dark	47.000	38	20Eps Sgr	1.8360	11000.	94	41958	No
117	GOM_NL__2PRFIN20100310_081032_000000572087_00321_41958_8660.N1	10-MAR-2010 08:10:32	Dark	56.500	25	35Lam Sco	1.6200	28000.	113	41958	No
118	GOM_NL__2PRFIN20100310_081229_000000412087_00322_41959_8644.N1	10-MAR-2010 08:12:29	Dark	41.000	147	Alp Ara	2.8770	26000.	82	41959	No
119	GOM_NL__2PRFIN20100310_081723_000000432087_00322_41959_8645.N1	10-MAR-2010 08:17:23	Dark	43.000	134	Bet TrA	2.8100	6600.0	86	41959	No
120	GOM_NL__2PRFIN20100310_082005_000000442087_00322_41959_8646.N1	10-MAR-2010 08:20:05	Dark	44.000	4	Alp1Cen	-0.010000	5800.0	88	41959	No
121	GOM_NL__2PRFIN20100310_082121_000000472087_00322_41959_8647.N1	10-MAR-2010 08:21:21	Dark	47.000	10	Bet Cen	0.61000	28000.	94	41959	No
122	GOM_NL__2PRFIN20100310_082320_000000422087_00322_41959_8648.N1	10-MAR-2010 08:23:20	Dark	41.500	77	Eps Cen	2.3030	28000.	83	41959	No
123	GOM_NL__2PRFIN20100310_082444_000000552087_00322_41959_8649.N1	10-MAR-2010 08:24:44	Dark	54.500	26	Gam Cru	1.6240	2900.0	109	41959	No
124	GOM_NL__2PRFIN20100310_082622_000000442087_00322_41959_8650.N1	10-MAR-2010 08:26:22	Straylight	43.500	64	Gam Cen	2.2000	10600.	87	41959	No
125	GOM_NL__2PRFIN20100310_082820_000000532087_00322_41959_8651.N1	10-MAR-2010 08:28:20	Straylight	52.500	123	lot Cen	2.7500	10200.	105	41959	No
126	GOM_NL__2PRFIN20100310_083520_000000522087_00322_41959_8652.N1	10-MAR-2010 08:35:20	Straylight	51.500	171	2Eps Crv	3.0010	4250.0	103	41959	No
127	GOM_NL__2PRFIN20100310_084646_000000412087_00322_41959_8653.N1	10-MAR-2010 08:46:46	Bright	41.000	22	32Alp Leo	1.3600	15200.	82	41959	No
128	GOM_NL__2PRFIN20100310_084908_000000402087_00322_41959_8654.N1	10-MAR-2010 08:49:08	Bright	40.000	51	41Gam1Leo	2.0100	4500.0	80	41959	No
129	GOM_NL__2PRFIN20100310_085720_000000422087_00322_41959_8655.N1	10-MAR-2010 08:57:20	Bright	41.500	174	52Psi UMa	3.0040	4400.0	83	41959	No
130	GOM_NL__2PRFIN20100310_090024_000000392087_00322_41959_8656.N1	10-MAR-2010 09:00:24	Bright	38.500	82	48Bet UMa	2.3650	10600.	77	41959	No
131	GOM_NL__2PRFIN20100310_090150_000000412087_00322_41959_8657.N1	10-MAR-2010 09:01:50	Bright	40.500	36	50Alp UMa	1.8000	6300.0	81	41959	No
132	GOM_NL__2PRFIN20100310_090404_000000472087_00322_41959_8658.N1	10-MAR-2010 09:04:04	Bright	47.000	32	77Eps UMa	1.7630	11000.	94	41959	No
133	GOM_NL__2PRFIN20100310_090902_000000432087_00322_41959_8659.N1	10-MAR-2010 09:09:02	Bright	43.000	60	7Bet UMi	2.0810	3950.0	86	41959	No
134	GOM_NL__2PRFIN20100310_091325_000000482087_00322_41959_8660.N1	10-MAR-2010 09:13:25	Bright	48.000	119	14Eta Dra	2.7270	4700.0	96	41959	No
135	GOM_NL__2PRFIN20100310_091900_000000512087_00322_41959_8661.N1	10-MAR-2010 09:19:00	Bright	50.500	69	33Gam Dra	2.2310	3800.0	101	41959	No
136	GOM_NL__2PRFIN20100310_092152_000000382087_00322_41959_8662.N1	10-MAR-2010 09:21:52	Bright	38.000	144	18Del Cyg	2.8600	11000.	76	41959	No
137	GOM_NL__2PRFIN20100310_092312_000000352087_00322_41959_8663.N1	10-MAR-2010 09:23:12	Bright	35.000	66	37Gam Cyg	2.2080	5900.0	70	41959	No
138	GOM_NL__2PRFIN20100310_093223_000000502087_00322_41959_8664.N1	10-MAR-2010 09:32:23	Tw_i_and_stray	49.500	168	17Zet Aql	2.9860	11000.	99	41959	No
139	GOM_NL__2PRFIN20100310_094232_000000452087_00322_41959_8665.N1	10-MAR-2010 09:42:32	Dark	45.000	155	41Pi Sgr	2.9000	6600.0	90	41959	No
140	GOM_NL__2PRFIN20100310_094429_000000482087_00322_41959_8666.N1	10-MAR-2010 09:44:29	Dark	47.500	57	34Sig Sgr	2.0660	26000.	95	41959	No
141	GOM_NL__2PRFIN20100310_094749_000000482087_00322_41959_8667.N1	10-MAR-2010 09:47:49	Dark	48.000	38	20Eps Sgr	1.8360	11000.	96	41959	No
142	GOM_NL__2PRFIN20100310_095109_000000502087_00322_41959_8668.N1	10-MAR-2010 09:51:09	Dark	49.500	25	35Lam Sco	1.6200	28000.	99	41959	No
143	GOM_NL__2PRFIN20100310_095306_000000422087_00323_41960_8652.N1	10-MAR-2010 09:53:06	Dark	41.500	147	Alp Ara	2.8770	26000.	83	41960	No
144	GOM_NL__2PRFIN20100310_095759_000000412087_00323_41960_8653.N1	10-MAR-2010 09:57:59	Dark	40.500	134	Bet TrA	2.8100	6600.0	81	41960	No
145	GOM_NL__2PRFIN20100310_100041_000000502087_00323_41960_8654.N1	10-MAR-2010 10:00:41	Dark	50.000	4	Alp1Cen	-0.010000	5800.0	100	41960	No
146	GOM_NL__2PRFIN20100310_100158_000000482087_00323_41960_8655.N1	10-MAR-2010 10:01:58	Dark	47.500	10	Bet Cen	0.61000	28000.	95	41960	No
147	GOM_NL__2PRFIN20100310_100357_000000502087_00323_41960_8656.N1	10-MAR-2010 10:03:57	Dark	50.000	77	Eps Cen	2.3030	28000.	100	41960	No
148	GOM_NL__2PRFIN20100310_100520_000000532087_00323_41960_8657.N1	10-MAR-2010 10:05:20	Dark	53.000	26	Gam Cru	1.6240	2900.0	106	41960	No
149	GOM_NL__2PRFIN20100310_100658_000000462087_00323_41960_8658.N1	10-MAR-2010 10:06:58	Straylight	45.500	64	Gam Cen	2.2000	10600.	91	41960	No
150	GOM_NL__2PRFIN20100310_100856_000000532087_00323_41960_8659.N1	10-MAR-2010 10:08:56	Straylight	53.000	123	lot Cen	2.7500	10200.	106	41960	No
151	GOM_NL__2PRFIN20100310_101556_000000552087_00323_41960_8660.N1	10-MAR-2010 10:15:56	Straylight	55.000	171	2Eps Crv	3.0010	4250.0	110	41960	No
152	GOM_NL__2PRFIN20100310_102721_000000402087_00323_41960_8661.N1	10-MAR-2010 10:27:21	Bright	40.000	22	32Alp Leo	1.3600	15200.	80	41960	No
153	GOM_NL__2PRFIN20100310_102944_000000412087_00323_41960_8662.N1	10-MAR-2010 10:29:44	Bright	40.500	51	41Gam1Leo	2.0100	4500.0	81	41960	No
154	GOM_NL__2PRFIN20100310_103756_000000422087_00323_41960_8663.N1	10-MAR-2010 10:37:56	Bright	41.500	174	52Psi UMa	3.0040	4400.0	83	41960	No
155	GOM_NL__2PRFIN20100310_104059_000000392087_00323_41960_8664.N1	10-MAR-2010 10:40:59	Bright	39.000	82	48Bet UMa	2.3650	10600.	78	41960	No
156	GOM_NL__2PRFIN20100310_104226_000000402087_00323_41960_8665.N1	10-MAR-2010 10:42:26	Bright	40.000	36	50Alp UMa	1.8000	6300.0	80	41960	No
157	GOM_NL__2PRFIN20100310_104440_000000492087_00323_41960_8666.N1	10-MAR-2010 10:44:40	Bright	49.000	32	77Eps UMa	1.7630	11000.	98	41960	No
158	GOM_NL__2PRFIN20100310_104937_000000392087_00323_41960_8667.N1	10-MAR-2010 10:49:37	Bright	39.000	60	7Bet UMi	2.0810	3950.0	78	41960	No
159	GOM_NL__2PRFIN20100310_105400_000000482087_00323_41960_8668.N1	10-MAR-2010 10:54:00	Bright	47.500	119	14Eta Dra	2.7270	4700.0	95	41960	No
160	GOM_NL__2PRFIN20100310_105935_000000512087_00323_41960_8669.N1	10-MAR-2010 10:59:35	Bright	50.500	69	33Gam Dra	2.2310	3800.0	101	41960	No

161	GOM_NL__2PRFIN20100310_110228_000000392087_00323_41960_8670.N1	10-MAR-2010 11:02:28	Bright	38.500	144	18Del Cyg	2.8600	11000.	77	41960	No
162	GOM_NL__2PRFIN20100310_110348_000000362087_00323_41960_8671.N1	10-MAR-2010 11:03:48	Bright	35.500	66	37Gam Cyg	2.2080	5900.0	71	41960	No
163	GOM_NL__2PRFIN20100310_111259_000000502087_00323_41960_8672.N1	10-MAR-2010 11:12:59	Tw_i_and_stray	50.000	168	17Zet Aql	2.9860	11000.	100	41960	No
164	GOM_NL__2PRFIN20100310_112308_000000452087_00323_41960_8673.N1	10-MAR-2010 11:23:08	Dark	45.000	155	41Pi Sgr	2.9000	6600.0	90	41960	No
165	GOM_NL__2PRFIN20100310_112506_000000462087_00323_41960_8674.N1	10-MAR-2010 11:25:06	Dark	45.500	57	34Sig Sgr	2.0660	26000.	91	41960	No
166	GOM_NL__2PRFIN20100310_112826_000000512087_00323_41960_8675.N1	10-MAR-2010 11:28:26	Dark	50.500	38	20Eps Sgr	1.8360	11000.	101	41960	No
167	GOM_NL__2PRFIN20100310_113146_000000482087_00323_41960_8676.N1	10-MAR-2010 11:31:46	Dark	47.500	25	35Lam Sco	1.6200	28000.	95	41960	No
168	GOM_NL__2PRFIN20100310_113342_000000432087_00324_41961_8660.N1	10-MAR-2010 11:33:42	Dark	42.500	147	Alp Ara	2.8770	26000.	85	41961	No
169	GOM_NL__2PRFIN20100310_113836_000000422087_00324_41961_8661.N1	10-MAR-2010 11:38:36	Dark	41.500	134	Bet TrA	2.8100	6600.0	83	41961	No
170	GOM_NL__2PRFIN20100310_114118_000000462087_00324_41961_8662.N1	10-MAR-2010 11:41:18	Dark	46.000	4	Alp1Cen	-0.010000	5800.0	92	41961	No
171	GOM_NL__2PRFIN20100310_114234_000000502087_00324_41961_8663.N1	10-MAR-2010 11:42:34	Dark	49.500	10	Bet Cen	0.61000	28000.	99	41961	No
172	GOM_NL__2PRFIN20100310_114433_000000492087_00324_41961_8664.N1	10-MAR-2010 11:44:33	Dark	49.000	77	Eps Cen	2.3030	28000.	98	41961	No
173	GOM_NL__2PRFIN20100310_114557_000000552087_00324_41961_8665.N1	10-MAR-2010 11:45:57	Dark	55.000	26	Gam Cru	1.6240	2900.0	110	41961	No
174	GOM_NL__2PRFIN20100310_114735_000000452087_00324_41961_8666.N1	10-MAR-2010 11:47:35	Straylight	45.000	64	Gam Cen	2.2000	10600.	90	41961	No
175	GOM_NL__2PRFIN20100310_114933_000000512087_00324_41961_8667.N1	10-MAR-2010 11:49:33	Straylight	51.000	123	Iot Cen	2.7500	10200.	102	41961	No
176	GOM_NL__2PRFIN20100310_115632_000000502087_00324_41961_8668.N1	10-MAR-2010 11:56:32	Straylight	50.000	171	2Eps Crv	3.0010	4250.0	100	41961	No
177	GOM_NL__2PRFIN20100310_120757_000000402087_00324_41961_8669.N1	10-MAR-2010 12:07:57	Bright	40.000	22	32Alp Leo	1.3600	15200.	80	41961	No
178	GOM_NL__2PRFIN20100310_121020_000000402087_00324_41961_8670.N1	10-MAR-2010 12:10:20	Bright	39.500	51	41Gam1Leo	2.0100	4500.0	79	41961	No
179	GOM_NL__2PRFIN20100310_121831_000000432087_00324_41961_8671.N1	10-MAR-2010 12:18:31	Bright	42.500	174	52Psi UMa	3.0040	4400.0	85	41961	No
180	GOM_NL__2PRFIN20100310_122135_000000382087_00324_41961_8672.N1	10-MAR-2010 12:21:35	Bright	37.500	82	48Bet UMa	2.3650	10600.	75	41961	No
181	GOM_NL__2PRFIN20100310_122301_000000392087_00324_41961_8673.N1	10-MAR-2010 12:23:01	Bright	38.500	36	50Alp UMa	1.8000	6300.0	77	41961	No
182	GOM_NL__2PRFIN20100310_122515_000000482087_00324_41961_8674.N1	10-MAR-2010 12:25:15	Bright	47.500	32	77Eps UMa	1.7630	11000.	95	41961	No
183	GOM_NL__2PRFIN20100310_123013_000000422087_00324_41961_8675.N1	10-MAR-2010 12:30:13	Bright	41.500	60	7Bet UMi	2.0810	3950.0	83	41961	No
184	GOM_NL__2PRFIN20100310_123435_000000482087_00324_41961_8676.N1	10-MAR-2010 12:34:35	Bright	47.500	119	14Eta Dra	2.7270	4700.0	95	41961	No
185	GOM_NL__2PRFIN20100310_124011_000000522087_00324_41961_8677.N1	10-MAR-2010 12:40:11	Bright	52.000	69	33Gam Dra	2.2310	3800.0	104	41961	No
186	GOM_NL__2PRFIN20100310_124304_000000392087_00324_41961_8678.N1	10-MAR-2010 12:43:04	Bright	39.000	144	18Del Cyg	2.8600	11000.	78	41961	No
187	GOM_NL__2PRFIN20100310_124424_000000372087_00324_41961_8679.N1	10-MAR-2010 12:44:24	Bright	37.000	66	37Gam Cyg	2.2080	5900.0	74	41961	No
188	GOM_NL__2PRFIN20100310_125335_000000502087_00324_41961_8680.N1	10-MAR-2010 12:53:35	Tw_i_and_stray	49.500	168	17Zet Aql	2.9860	11000.	99	41961	No
189	GOM_NL__2PRFIN20100310_130345_000000442087_00324_41961_8681.N1	10-MAR-2010 13:03:45	Dark	44.000	155	41Pi Sgr	2.9000	6600.0	88	41961	No
190	GOM_NL__2PRFIN20100310_130542_000000472087_00324_41961_8682.N1	10-MAR-2010 13:05:42	Dark	47.000	57	34Sig Sgr	2.0660	26000.	94	41961	No
191	GOM_NL__2PRFIN20100310_130902_000000492087_00324_41961_8683.N1	10-MAR-2010 13:09:02	Dark	48.500	38	20Eps Sgr	1.8360	11000.	97	41961	No
192	GOM_NL__2PRFIN20100310_131223_000000582087_00324_41961_8684.N1	10-MAR-2010 13:12:23	Dark	57.500	25	35Lam Sco	1.6200	28000.	115	41961	No
193	GOM_NL__2PRFIN20100310_131419_000000422087_00325_41962_8668.N1	10-MAR-2010 13:14:19	Dark	42.000	147	Alp Ara	2.8770	26000.	84	41962	No
194	GOM_NL__2PRFIN20100310_131912_000000402087_00325_41962_8669.N1	10-MAR-2010 13:19:12	Dark	39.500	134	Bet TrA	2.8100	6600.0	79	41962	No
195	GOM_NL__2PRFIN20100310_132155_000000542087_00325_41962_8670.N1	10-MAR-2010 13:21:55	Dark	53.500	4	Alp1Cen	-0.010000	5800.0	107	41962	No
196	GOM_NL__2PRFIN20100310_132310_000000512087_00325_41962_8671.N1	10-MAR-2010 13:23:10	Dark	50.500	10	Bet Cen	0.61000	28000.	101	41962	No
197	GOM_NL__2PRFIN20100310_132510_000000432087_00325_41962_8672.N1	10-MAR-2010 13:25:10	Dark	43.000	77	Eps Cen	2.3030	28000.	86	41962	No
198	GOM_NL__2PRFIN20100310_132633_000000542087_00325_41962_8673.N1	10-MAR-2010 13:26:33	Dark	54.000	26	Gam Cru	1.6240	2900.0	108	41962	No
199	GOM_NL__2PRFIN20100310_132811_000000412087_00325_41962_8674.N1	10-MAR-2010 13:28:11	Straylight	41.000	64	Gam Cen	2.2000	10600.	82	41962	No
200	GOM_NL__2PRFIN20100310_133009_000000512087_00325_41962_8675.N1	10-MAR-2010 13:30:09	Straylight	51.000	123	Iot Cen	2.7500	10200.	102	41962	No
201	GOM_NL__2PRFIN20100310_133709_000000572087_00325_41962_8676.N1	10-MAR-2010 13:37:09	Straylight	56.500	171	2Eps Crv	3.0010	4250.0	113	41962	No
202	GOM_NL__2PRFIN20100310_134833_000000402087_00325_41962_8677.N1	10-MAR-2010 13:48:33	Bright	40.000	22	32Alp Leo	1.3600	15200.	80	41962	No
203	GOM_NL__2PRFIN20100310_135056_000000392087_00325_41962_8678.N1	10-MAR-2010 13:50:56	Bright	39.000	51	41Gam1Leo	2.0100	4500.0	78	41962	No
204	GOM_NL__2PRFIN20100310_135907_000000452087_00325_41962_8679.N1	10-MAR-2010 13:59:07	Bright	44.500	174	52Psi UMa	3.0040	4400.0	89	41962	No
205	GOM_NL__2PRFIN20100310_140210_000000392087_00325_41962_8680.N1	10-MAR-2010 14:02:10	Bright	39.000	82	48Bet UMa	2.3650	10600.	78	41962	No
206	GOM_NL__2PRFIN20100310_140337_000000432087_00325_41962_8681.N1	10-MAR-2010 14:03:37	Bright	42.500	36	50Alp UMa	1.8000	6300.0	85	41962	No
207	GOM_NL__2PRFIN20100310_140550_000000482087_00325_41962_8682.N1	10-MAR-2010 14:05:50	Bright	47.500	32	77Eps UMa	1.7630	11000.	95	41962	No
208	GOM_NL__2PRFIN20100310_141048_000000372087_00325_41962_8683.N1	10-MAR-2010 14:10:48	Bright	36.500	60	7Bet UMi	2.0810	3950.0	73	41962	No
209	GOM_NL__2PRFIN20100310_141511_000000522087_00325_41962_8684.N1	10-MAR-2010 14:15:11	Bright	52.000	119	14Eta Dra	2.7270	4700.0	104	41962	No
210	GOM_NL__2PRFIN20100310_142046_000000492087_00325_41962_8685.N1	10-MAR-2010 14:20:46	Bright	49.000	69	33Gam Dra	2.2310	3800.0	98	41962	No
211	GOM_NL__2PRFIN20100310_142340_000000402087_00325_41962_8686.N1	10-MAR-2010 14:23:40	Bright	39.500	144	18Del Cyg	2.8600	11000.	79	41962	No
212	GOM_NL__2PRFIN20100310_142500_000000382087_00325_41962_8687.N1	10-MAR-2010 14:25:00	Bright	37.500	66	37Gam Cyg	2.2080	5900.0	75	41962	No
213	GOM_NL__2PRFIN20100310_143411_000000482087_00325_41962_8688.N1	10-MAR-2010 14:34:11	Tw_i_and_stray	47.500	168	17Zet Aql	2.9860	11000.	95	41962	No
214	GOM_NL__2PRFIN20100310_144421_000000462087_00325_41962_8689.N1	10-MAR-2010 14:44:21	Dark	46.000	155	41Pi Sgr	2.9000	6600.0	92	41962	No
215	GOM_NL__2PRFIN20100310_144619_000000512087_00325_41962_8690.N1	10-MAR-2010 14:46:19	Dark	51.000	57	34Sig Sgr	2.0660	26000.	102	41962	No
216	GOM_NL__2PRFIN20100310_144939_000000472087_00325_41962_8691.N1	10-MAR-2010 14:49:39	Dark	46.500	38	20Eps Sgr	1.8360	11000.	93	41962	No
217	GOM_NL__2PRFIN20100310_145300_000000512087_00325_41962_8692.N1	10-MAR-2010 14:53:00	Dark	51.000	25	35Lam Sco	1.6200	28000.	102	41962	No
218	GOM_NL__2PRFIN20100310_145456_000000422087_00326_41963_8676.N1	10-MAR-2010 14:54:56	Dark	42.000	147	Alp Ara	2.8770	26000.	84	41963	No
219	GOM_NL__2PRFIN20100310_145949_000000412087_00326_41963_8677.N1	10-MAR-2010 14:59:49	Dark	41.000	134	Bet TrA	2.8100	6600.0	82	41963	No

220	GOM_NL__2PRFIN20100310_150231_000000442087_00326_41963_8678.N1	10-MAR-2010 15:02:31	Dark	44.000	4	Alp1Cen	-0.010000	5800.0	88	41963	No
221	GOM_NL__2PRFIN20100310_150347_000000502087_00326_41963_8679.N1	10-MAR-2010 15:03:47	Dark	50.000	10	Bet Cen	0.61000	28000.	100	41963	No
222	GOM_NL__2PRFIN20100310_150546_000000432087_00326_41963_8680.N1	10-MAR-2010 15:05:46	Dark	42.500	77	Eps Cen	2.3030	28000.	85	41963	No
223	GOM_NL__2PRFIN20100310_150710_000000522087_00326_41963_8681.N1	10-MAR-2010 15:07:10	Dark	52.000	26	Gam Cru	1.6240	2900.0	104	41963	No
224	GOM_NL__2PRFIN20100310_150847_000000442087_00326_41963_8682.N1	10-MAR-2010 15:08:47	Straylight	43.500	64	Gam Cen	2.2000	10600.	87	41963	No
225	GOM_NL__2PRFIN20100310_151046_000000552087_00326_41963_8683.N1	10-MAR-2010 15:10:46	Straylight	54.500	123	lot Cen	2.7500	10200.	109	41963	No
226	GOM_NL__2PRFIN20100310_151745_000000522087_00326_41963_8684.N1	10-MAR-2010 15:17:45	Straylight	51.500	171	2Eps Crv	3.0010	4250.0	103	41963	No
227	GOM_NL__2PRFIN20100310_152909_000000392087_00326_41963_8685.N1	10-MAR-2010 15:29:09	Bright	39.000	22	32Alp Leo	1.3600	15200.	78	41963	No
228	GOM_NL__2PRFIN20100310_153131_000000432087_00326_41963_8686.N1	10-MAR-2010 15:31:31	Bright	43.000	51	41Gam1Leo	2.0100	4500.0	86	41963	No
229	GOM_NL__2PRFIN20100310_153942_000000432087_00326_41963_8687.N1	10-MAR-2010 15:39:42	Bright	43.000	174	52Psi UMa	3.0040	4400.0	86	41963	No
230	GOM_NL__2PRFIN20100310_154246_000000392087_00326_41963_8688.N1	10-MAR-2010 15:42:46	Bright	39.000	82	48Bet UMa	2.3650	10600.	78	41963	No
231	GOM_NL__2PRFIN20100310_154412_000000412087_00326_41963_8689.N1	10-MAR-2010 15:44:12	Bright	41.000	36	50Alp UMa	1.8000	6300.0	82	41963	No
232	GOM_NL__2PRFIN20100310_154625_000000472087_00326_41963_8690.N1	10-MAR-2010 15:46:25	Bright	46.500	32	77Eps UMa	1.7630	11000.	93	41963	No
233	GOM_NL__2PRFIN20100310_155124_000000432087_00326_41963_8691.N1	10-MAR-2010 15:51:24	Bright	43.000	60	7Bet UMi	2.0810	3950.0	86	41963	No
234	GOM_NL__2PRFIN20100310_155546_000000492087_00326_41963_8692.N1	10-MAR-2010 15:55:46	Bright	49.000	119	14Eta Dra	2.7270	4700.0	98	41963	No
235	GOM_NL__2PRFIN20100310_160122_000000462087_00326_41963_8693.N1	10-MAR-2010 16:01:22	Bright	46.000	69	33Gam Dra	2.2310	3800.0	92	41963	No
236	GOM_NL__2PRFIN20100310_160416_000000362087_00326_41963_8694.N1	10-MAR-2010 16:04:16	Bright	36.000	144	18Del Cyg	2.8600	11000.	72	41963	No
237	GOM_NL__2PRFIN20100310_160536_000000362087_00326_41963_8695.N1	10-MAR-2010 16:05:36	Bright	35.500	66	37Gam Cyg	2.2080	5900.0	71	41963	No
238	GOM_NL__2PRFIN20100310_161448_000000482087_00326_41963_8696.N1	10-MAR-2010 16:14:48	Tw_i_and_stray	48.000	168	17Zet Aql	2.9860	11000.	96	41963	No
239	GOM_NL__2PRFIN20100310_162458_000000472087_00326_41963_8697.N1	10-MAR-2010 16:24:58	Dark	47.000	155	41Pi Sgr	2.9000	6600.0	94	41963	No
240	GOM_NL__2PRFIN20100310_162655_000000442087_00326_41963_8698.N1	10-MAR-2010 16:26:55	Dark	43.500	57	34Sig Sgr	2.0660	26000.	87	41963	No
241	GOM_NL__2PRFIN20100310_163016_000000492087_00326_41963_8699.N1	10-MAR-2010 16:30:16	Dark	48.500	38	20Eps Sgr	1.8360	11000.	97	41963	No
242	GOM_NL__2PRFIN20100310_163337_000000482087_00326_41963_8700.N1	10-MAR-2010 16:33:37	Dark	47.500	25	35Lam Sco	1.6200	28000.	95	41963	No
243	GOM_NL__2PRFIN20100310_163533_000000422087_00327_41964_8684.N1	10-MAR-2010 16:35:33	Dark	41.500	147	Alp Ara	2.8770	26000.	83	41964	No
244	GOM_NL__2PRFIN20100310_164025_000000382087_00327_41964_8685.N1	10-MAR-2010 16:40:25	Dark	38.000	134	Bet TrA	2.8100	6600.0	76	41964	No
245	GOM_NL__2PRFIN20100310_164307_000000522087_00327_41964_8686.N1	10-MAR-2010 16:43:07	Dark	51.500	4	Alp1Cen	-0.010000	5800.0	103	41964	No
246	GOM_NL__2PRFIN20100310_164424_000000552087_00327_41964_8687.N1	10-MAR-2010 16:44:24	Dark	54.500	10	Bet Cen	0.61000	28000.	109	41964	No
247	GOM_NL__2PRFIN20100310_164623_000000462087_00327_41964_8688.N1	10-MAR-2010 16:46:23	Dark	46.000	77	Eps Cen	2.3030	28000.	92	41964	No
248	GOM_NL__2PRFIN20100310_164746_000000532087_00327_41964_8689.N1	10-MAR-2010 16:47:46	Dark	52.500	26	Gam Cru	1.6240	2900.0	105	41964	No
249	GOM_NL__2PRFIN20100310_164924_000000442087_00327_41964_8690.N1	10-MAR-2010 16:49:24	Straylight	44.000	64	Gam Cen	2.2000	10600.	88	41964	No
250	GOM_NL__2PRFIN20100310_165123_000000522087_00327_41964_8691.N1	10-MAR-2010 16:51:23	Straylight	52.000	123	lot Cen	2.7500	10200.	104	41964	No
251	GOM_NL__2PRFIN20100310_165821_000000532087_00327_41964_8692.N1	10-MAR-2010 16:58:21	Straylight	52.500	171	2Eps Crv	3.0010	4250.0	105	41964	No
252	GOM_NL__2PRFIN20100310_170945_000000412087_00327_41964_8693.N1	10-MAR-2010 17:09:45	Bright	41.000	22	32Alp Leo	1.3600	15200.	82	41964	No
253	GOM_NL__2PRFIN20100310_171207_000000402087_00327_41964_8694.N1	10-MAR-2010 17:12:07	Bright	40.000	51	41Gam1Leo	2.0100	4500.0	80	41964	No
254	GOM_NL__2PRFIN20100310_172018_000000432087_00327_41964_8695.N1	10-MAR-2010 17:20:18	Bright	42.500	174	52Psi UMa	3.0040	4400.0	85	41964	No
255	GOM_NL__2PRFIN20100310_172322_000000572087_00327_41964_8696.N1	10-MAR-2010 17:23:22	Bright	57.000	82	48Bet UMa	2.3650	10600.	114	41964	No
256	GOM_NL__2PRFIN20100310_172448_000000372087_00327_41964_8697.N1	10-MAR-2010 17:24:48	Bright	36.500	36	50Alp UMa	1.8000	6300.0	73	41964	No
257	GOM_NL__2PRFIN20100310_172700_000000462087_00327_41964_8698.N1	10-MAR-2010 17:27:00	Bright	45.500	32	77Eps UMa	1.7630	11000.	91	41964	No
258	GOM_NL__2PRFIN20100310_173159_000000442087_00327_41964_8699.N1	10-MAR-2010 17:31:59	Bright	43.500	60	7Bet UMi	2.0810	3950.0	87	41964	No
259	GOM_NL__2PRFIN20100310_173622_000000462087_00327_41964_8700.N1	10-MAR-2010 17:36:22	Bright	45.500	119	14Eta Dra	2.7270	4700.0	91	41964	No
260	GOM_NL__2PRFIN20100310_174158_000000532087_00327_41964_8701.N1	10-MAR-2010 17:41:58	Bright	53.000	69	33Gam Dra	2.2310	3800.0	106	41964	No
261	GOM_NL__2PRFIN20100310_174452_000000382087_00327_41964_8702.N1	10-MAR-2010 17:44:52	Bright	37.500	144	18Del Cyg	2.8600	11000.	75	41964	No
262	GOM_NL__2PRFIN20100310_174612_000000382087_00327_41964_8703.N1	10-MAR-2010 17:46:12	Bright	38.000	66	37Gam Cyg	2.2080	5900.0	76	41964	No
263	GOM_NL__2PRFIN20100310_175525_000000472087_00327_41964_8704.N1	10-MAR-2010 17:55:25	Tw_i_and_stray	47.000	168	17Zet Aql	2.9860	11000.	94	41964	No
264	GOM_NL__2PRFIN20100310_180535_000000462087_00327_41964_8705.N1	10-MAR-2010 18:05:35	Dark	46.000	155	41Pi Sgr	2.9000	6600.0	92	41964	No
265	GOM_NL__2PRFIN20100310_180732_000000472087_00327_41964_8706.N1	10-MAR-2010 18:07:32	Dark	46.500	57	34Sig Sgr	2.0660	26000.	93	41964	No
266	GOM_NL__2PRFIN20100310_181053_000000482087_00327_41964_8707.N1	10-MAR-2010 18:10:53	Dark	48.000	38	20Eps Sgr	1.8360	11000.	96	41964	No
267	GOM_NL__2PRFIN20100310_181414_000000522087_00327_41964_8708.N1	10-MAR-2010 18:14:14	Dark	51.500	25	35Lam Sco	1.6200	28000.	103	41964	No
268	GOM_NL__2PRFIN20100310_181609_000000422087_00328_41965_8712.N1	10-MAR-2010 18:16:09	Dark	42.000	147	Alp Ara	2.8770	26000.	84	41965	No
269	GOM_NL__2PRFIN20100310_182102_000000402087_00328_41965_8713.N1	10-MAR-2010 18:21:02	Dark	39.500	134	Bet TrA	2.8100	6600.0	79	41965	No
270	GOM_NL__2PRFIN20100310_182344_000000572087_00328_41965_8714.N1	10-MAR-2010 18:23:44	Dark	57.000	4	Alp1Cen	-0.010000	5800.0	114	41965	No
271	GOM_NL__2PRFIN20100310_182500_000000482087_00328_41965_8715.N1	10-MAR-2010 18:25:00	Dark	47.500	10	Bet Cen	0.61000	28000.	95	41965	No
272	GOM_NL__2PRFIN20100310_182700_000000422087_00328_41965_8716.N1	10-MAR-2010 18:27:00	Dark	41.500	77	Eps Cen	2.3030	28000.	83	41965	No
273	GOM_NL__2PRFIN20100310_182823_000000462087_00328_41965_8717.N1	10-MAR-2010 18:28:23	Dark	46.000	26	Gam Cru	1.6240	2900.0	92	41965	No
274	GOM_NL__2PRFIN20100310_183000_000000442087_00328_41965_8718.N1	10-MAR-2010 18:30:00	Straylight	43.500	64	Gam Cen	2.2000	10600.	87	41965	No
275	GOM_NL__2PRFIN20100310_183200_000000522087_00328_41965_8719.N1	10-MAR-2010 18:32:00	Straylight	52.000	123	lot Cen	2.7500	10200.	104	41965	No
276	GOM_NL__2PRFIN20100310_183857_000000532087_00328_41965_8720.N1	10-MAR-2010 18:38:57	Straylight	53.000	171	2Eps Crv	3.0010	4250.0	106	41965	No
277	GOM_NL__2PRFIN20100310_185021_000000402087_00328_41965_8721.N1	10-MAR-2010 18:50:21	Bright	39.500	22	32Alp Leo	1.3600	15200.	79	41965	No
278	GOM_NL__2PRFIN20100310_185243_000000392087_00328_41965_8722.N1	10-MAR-2010 18:52:43	Bright	39.000	51	41Gam1Leo	2.0100	4500.0	78	41965	No

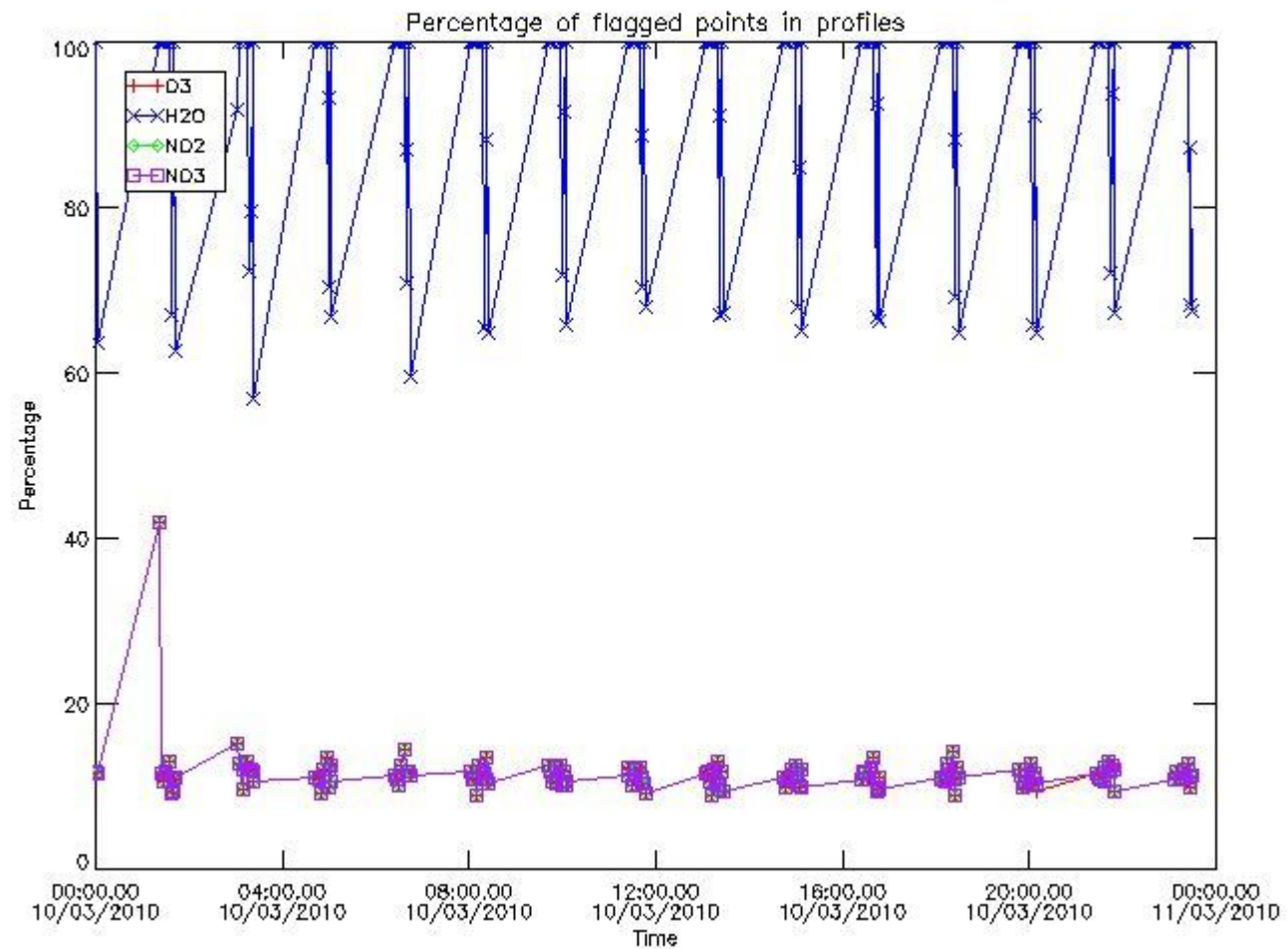
279	GOM_NL__2PRFIN20100310_190053_000000602087_00328_41965_8723.N1	10-MAR-2010 19:00:53	Bright	60.000	174	52Psi UMa	3.0040	4400.0	120	41965	No
280	GOM_NL__2PRFIN20100310_190357_000000402087_00328_41965_8724.N1	10-MAR-2010 19:03:57	Bright	39.500	82	48Bet UMa	2.3650	10600.	79	41965	No
281	GOM_NL__2PRFIN20100310_190524_000000412087_00328_41965_8725.N1	10-MAR-2010 19:05:24	Bright	41.000	36	50Alp UMa	1.8000	6300.0	82	41965	No
282	GOM_NL__2PRFIN20100310_190735_000000462087_00328_41965_8726.N1	10-MAR-2010 19:07:35	Bright	45.500	32	77Eps UMa	1.7630	11000.	91	41965	No
283	GOM_NL__2PRFIN20100310_191235_000000432087_00328_41965_8727.N1	10-MAR-2010 19:12:35	Bright	42.500	60	7Bet UMi	2.0810	3950.0	85	41965	No
284	GOM_NL__2PRFIN20100310_191657_000000452087_00328_41965_8728.N1	10-MAR-2010 19:16:57	Bright	44.500	119	14Eta Dra	2.7270	4700.0	89	41965	No
285	GOM_NL__2PRFIN20100310_192233_000000472087_00328_41965_8729.N1	10-MAR-2010 19:22:33	Bright	46.500	69	33Gam Dra	2.2310	3800.0	93	41965	No
286	GOM_NL__2PRFIN20100310_192528_000000372087_00328_41965_8730.N1	10-MAR-2010 19:25:28	Bright	36.500	144	18Del Cyg	2.8600	11000.	73	41965	No
287	GOM_NL__2PRFIN20100310_192648_000000352087_00328_41965_8731.N1	10-MAR-2010 19:26:48	Bright	34.500	66	37Gam Cyg	2.2080	5900.0	69	41965	No
288	GOM_NL__2PRFIN20100310_193601_000000482087_00328_41965_8732.N1	10-MAR-2010 19:36:01	Tw_i_and_stray	47.500	168	17Zet Aql	2.9860	11000.	95	41965	No
289	GOM_NL__2PRFIN20100310_194612_000000432087_00328_41965_8733.N1	10-MAR-2010 19:46:12	Dark	42.500	155	41Pi Sgr	2.9000	6600.0	85	41965	No
290	GOM_NL__2PRFIN20100310_194809_000000452087_00328_41965_8734.N1	10-MAR-2010 19:48:09	Dark	45.000	57	34Sig Sgr	2.0660	26000.	90	41965	No
291	GOM_NL__2PRFIN20100310_195129_000000512087_00328_41965_8735.N1	10-MAR-2010 19:51:29	Dark	51.000	38	20Eps Sgr	1.8360	11000.	102	41965	No
292	GOM_NL__2PRFIN20100310_195451_000000492087_00328_41965_8736.N1	10-MAR-2010 19:54:51	Dark	49.000	25	35Lam Sco	1.6200	28000.	98	41965	No
293	GOM_NL__2PRFIN20100310_195646_000000432087_00329_41966_8720.N1	10-MAR-2010 19:56:46	Dark	42.500	147	Alp Ara	2.8770	26000.	85	41966	No
294	GOM_NL__2PRFIN20100310_200138_000000402087_00329_41966_8721.N1	10-MAR-2010 20:01:38	Dark	40.000	134	Bet TrA	2.8100	6600.0	80	41966	No
295	GOM_NL__2PRFIN20100310_200421_000000502087_00329_41966_8722.N1	10-MAR-2010 20:04:21	Dark	50.000	4	Alp1Cen	-0.010000	5800.0	100	41966	No
296	GOM_NL__2PRFIN20100310_200537_000000462087_00329_41966_8723.N1	10-MAR-2010 20:05:37	Dark	45.500	10	Bet Cen	0.61000	28000.	91	41966	No
297	GOM_NL__2PRFIN20100310_200736_000000452087_00329_41966_8724.N1	10-MAR-2010 20:07:36	Dark	44.500	77	Eps Cen	2.3030	28000.	89	41966	No
298	GOM_NL__2PRFIN20100310_200859_000000552087_00329_41966_8725.N1	10-MAR-2010 20:08:59	Dark	54.500	26	Gam Cru	1.6240	2900.0	109	41966	No
299	GOM_NL__2PRFIN20100310_201037_000000462087_00329_41966_8726.N1	10-MAR-2010 20:10:37	Straylight	45.500	64	Gam Cen	2.2000	10600.	91	41966	No
300	GOM_NL__2PRFIN20100310_201236_000000512087_00329_41966_8727.N1	10-MAR-2010 20:12:36	Straylight	50.500	123	lot Cen	2.7500	10200.	101	41966	No
301	GOM_NL__2PRFIN20100310_201934_000000522087_00329_41966_8728.N1	10-MAR-2010 20:19:34	Straylight	52.000	171	2Eps Crv	3.0010	4250.0	104	41966	No
302	GOM_NL__2PRFIN20100310_203057_000000402087_00329_41966_8729.N1	10-MAR-2010 20:30:57	Bright	40.000	22	32Alp Leo	1.3600	15200.	80	41966	No
303	GOM_NL__2PRFIN20100310_203319_000000412087_00329_41966_8730.N1	10-MAR-2010 20:33:19	Bright	41.000	51	41Gam1Leo	2.0100	4500.0	82	41966	No
304	GOM_NL__2PRFIN20100310_204129_000000402087_00329_41966_8731.N1	10-MAR-2010 20:41:29	Bright	39.500	174	52Psi UMa	3.0040	4400.0	79	41966	No
305	GOM_NL__2PRFIN20100310_204433_000000422087_00329_41966_8732.N1	10-MAR-2010 20:44:33	Bright	41.500	82	48Bet UMa	2.3650	10600.	83	41966	No
306	GOM_NL__2PRFIN20100310_204600_000000402087_00329_41966_8733.N1	10-MAR-2010 20:46:00	Bright	39.500	36	50Alp UMa	1.8000	6300.0	79	41966	No
307	GOM_NL__2PRFIN20100310_204811_000000482087_00329_41966_8734.N1	10-MAR-2010 20:48:11	Bright	47.500	32	77Eps UMa	1.7630	11000.	95	41966	No
308	GOM_NL__2PRFIN20100310_205311_000000392087_00329_41966_8735.N1	10-MAR-2010 20:53:11	Bright	38.500	60	7Bet UMi	2.0810	3950.0	77	41966	No
309	GOM_NL__2PRFIN20100310_205733_000000472087_00329_41966_8736.N1	10-MAR-2010 20:57:33	Bright	46.500	119	14Eta Dra	2.7270	4700.0	93	41966	No
310	GOM_NL__2PRFIN20100310_210604_000000372087_00329_41966_8737.N1	10-MAR-2010 21:06:04	Bright	37.000	144	18Del Cyg	2.8600	11000.	74	41966	No
311	GOM_NL__2PRFIN20100310_210724_000000412087_00329_41966_8738.N1	10-MAR-2010 21:07:24	Bright	40.500	66	37Gam Cyg	2.2080	5900.0	81	41966	No
312	GOM_NL__2PRFIN20100310_211637_000000492087_00329_41966_8739.N1	10-MAR-2010 21:16:37	Tw_i_and_stray	48.500	168	17Zet Aql	2.9860	11000.	97	41966	No
313	GOM_NL__2PRFIN20100310_212648_000000452087_00329_41966_8740.N1	10-MAR-2010 21:26:48	Dark	44.500	155	41Pi Sgr	2.9000	6600.0	89	41966	No
314	GOM_NL__2PRFIN20100310_212845_000000462087_00329_41966_8741.N1	10-MAR-2010 21:28:45	Dark	46.000	57	34Sig Sgr	2.0660	26000.	92	41966	No
315	GOM_NL__2PRFIN20100310_213206_000000482087_00329_41966_8742.N1	10-MAR-2010 21:32:06	Dark	47.500	38	20Eps Sgr	1.8360	11000.	95	41966	No
316	GOM_NL__2PRFIN20100310_213528_000000492087_00329_41966_8743.N1	10-MAR-2010 21:35:28	Dark	48.500	25	35Lam Sco	1.6200	28000.	97	41966	No
317	GOM_NL__2PRFIN20100310_213722_000000422087_00330_41967_8728.N1	10-MAR-2010 21:37:22	Dark	41.500	147	Alp Ara	2.8770	26000.	83	41967	No
318	GOM_NL__2PRFIN20100310_214215_000000392087_00330_41967_8729.N1	10-MAR-2010 21:42:15	Dark	39.000	134	Bet TrA	2.8100	6600.0	78	41967	No
319	GOM_NL__2PRFIN20100310_214457_000000442087_00330_41967_8730.N1	10-MAR-2010 21:44:57	Dark	43.500	4	Alp1Cen	-0.010000	5800.0	87	41967	No
320	GOM_NL__2PRFIN20100310_214613_000000412087_00330_41967_8731.N1	10-MAR-2010 21:46:13	Dark	41.000	10	Bet Cen	0.61000	28000.	82	41967	No
321	GOM_NL__2PRFIN20100310_214813_000000432087_00330_41967_8732.N1	10-MAR-2010 21:48:13	Dark	42.500	77	Eps Cen	2.3030	28000.	85	41967	No
322	GOM_NL__2PRFIN20100310_214935_000000542087_00330_41967_8733.N1	10-MAR-2010 21:49:35	Dark	54.000	26	Gam Cru	1.6240	2900.0	108	41967	No
323	GOM_NL__2PRFIN20100310_215113_000000472087_00330_41967_8734.N1	10-MAR-2010 21:51:13	Straylight	46.500	64	Gam Cen	2.2000	10600.	93	41967	No
324	GOM_NL__2PRFIN20100310_215313_000000552087_00330_41967_8735.N1	10-MAR-2010 21:53:13	Straylight	54.500	123	lot Cen	2.7500	10200.	109	41967	No
325	GOM_NL__2PRFIN20100310_220010_000000532087_00330_41967_8736.N1	10-MAR-2010 22:00:10	Straylight	52.500	171	2Eps Crv	3.0010	4250.0	105	41967	No
326	GOM_NL__2PRFIN20100310_221133_000000412087_00330_41967_8737.N1	10-MAR-2010 22:11:33	Bright	40.500	22	32Alp Leo	1.3600	15200.	81	41967	No
327	GOM_NL__2PRFIN20100310_221355_000000402087_00330_41967_8738.N1	10-MAR-2010 22:13:55	Bright	40.000	51	41Gam1Leo	2.0100	4500.0	80	41967	No
328	GOM_NL__2PRFIN20100310_222204_000000412087_00330_41967_8739.N1	10-MAR-2010 22:22:04	Bright	41.000	174	52Psi UMa	3.0040	4400.0	82	41967	No
329	GOM_NL__2PRFIN20100310_222508_000000402087_00330_41967_8740.N1	10-MAR-2010 22:25:08	Bright	39.500	82	48Bet UMa	2.3650	10600.	79	41967	No
330	GOM_NL__2PRFIN20100310_222635_000000432087_00330_41967_8741.N1	10-MAR-2010 22:26:35	Bright	43.000	36	50Alp UMa	1.8000	6300.0	86	41967	No
331	GOM_NL__2PRFIN20100310_222846_000000482087_00330_41967_8742.N1	10-MAR-2010 22:28:46	Bright	47.500	32	77Eps UMa	1.7630	11000.	95	41967	No
332	GOM_NL__2PRFIN20100310_223346_000000422087_00330_41967_8743.N1	10-MAR-2010 22:33:46	Bright	42.000	60	7Bet UMi	2.0810	3950.0	84	41967	No
333	GOM_NL__2PRFIN20100310_223808_000000492087_00330_41967_8744.N1	10-MAR-2010 22:38:08	Bright	49.000	119	14Eta Dra	2.7270	4700.0	98	41967	No
334	GOM_NL__2PRFIN20100310_224640_000000402087_00330_41967_8745.N1	10-MAR-2010 22:46:40	Bright	39.500	144	18Del Cyg	2.8600	11000.	79	41967	No
335	GOM_NL__2PRFIN20100310_224800_000000372087_00330_41967_8746.N1	10-MAR-2010 22:48:00	Bright	36.500	66	37Gam Cyg	2.2080	5900.0	73	41967	No
336	GOM_NL__2PRFIN20100310_225714_000000472087_00330_41967_8747.N1	10-MAR-2010 22:57:14	Tw_i_and_stray	47.000	168	17Zet Aql	2.9860	11000.	94	41967	No
337	GOM_NL__2PRFIN20100310_230725_000000472087_00330_41967_8748.N1	10-MAR-2010 23:07:25	Dark	46.500	155	41Pi Sgr	2.9000	6600.0	93	41967	No

338	GOM_NL__2PRFIN20100310_230922_000000442087_00330_41967_8749.N1	10-MAR-2010 23:09:22	Dark	43.500	57	34Sig Sgr	2.0660	26000.	87	41967	No
339	GOM_NL__2PRFIN20100310_231243_000000462087_00330_41967_8750.N1	10-MAR-2010 23:12:43	Dark	45.500	38	20Eps Sgr	1.8360	11000.	91	41967	No
340	GOM_NL__2PRFIN20100310_231605_000000522087_00330_41967_8751.N1	10-MAR-2010 23:16:05	Dark	51.500	25	35Lam Sco	1.6200	28000.	103	41967	No
341	GOM_NL__2PRFIN20100310_231759_000000422087_00331_41968_8736.N1	10-MAR-2010 23:17:59	Dark	42.000	147	Alp Ara	2.8770	26000.	84	41968	No
342	GOM_NL__2PRFIN20100310_232251_000000402087_00331_41968_8737.N1	10-MAR-2010 23:22:51	Dark	40.000	134	Bet TrA	2.8100	6600.0	80	41968	No
343	GOM_NL__2PRFIN20100310_232533_000000462087_00331_41968_8738.N1	10-MAR-2010 23:25:33	Dark	46.000	4	Alp1Cen	-0.010000	5800.0	92	41968	No
344	GOM_NL__2PRFIN20100310_232649_000000512087_00331_41968_8739.N1	10-MAR-2010 23:26:49	Dark	51.000	10	Bet Cen	0.61000	28000.	102	41968	No
345	GOM_NL__2PRFIN20100310_233011_000000452087_00331_41968_8740.N1	10-MAR-2010 23:30:11	Dark	45.000	26	Gam Cru	1.6240	2900.0	90	41968	No
346	GOM_NL__2PRFIN20100310_233150_000000442087_00331_41968_8741.N1	10-MAR-2010 23:31:50	Straylight	44.000	64	Gam Cen	2.2000	10600.	88	41968	No
347	GOM_NL__2PRFIN20100310_233349_000000512087_00331_41968_8742.N1	10-MAR-2010 23:33:49	Straylight	51.000	123	lot Cen	2.7500	10200.	102	41968	No
348	GOM_NL__2PRFIN20100310_234046_000000522087_00331_41968_8743.N1	10-MAR-2010 23:40:46	Straylight	51.500	171	2Eps Crv	3.0010	4250.0	103	41968	No
349	GOM_NL__2PRFIN20100310_234235_000000252087_00331_41968_8744.N1	10-MAR-2010 23:42:35	Straylight	25.000	100	4Gam Crv	2.5800	13100.	50	41968	No
350	GOM_NL__2PRFIN20100310_235209_000000402087_00331_41968_8745.N1	10-MAR-2010 23:52:09	Bright	39.500	22	32Alp Leo	1.3600	15200.	79	41968	No
351	GOM_NL__2PRFIN20100310_235430_000000412087_00331_41968_8746.N1	10-MAR-2010 23:54:30	Bright	41.000	51	41Gam1Leo	2.0100	4500.0	82	41968	No

3. Quality information per product

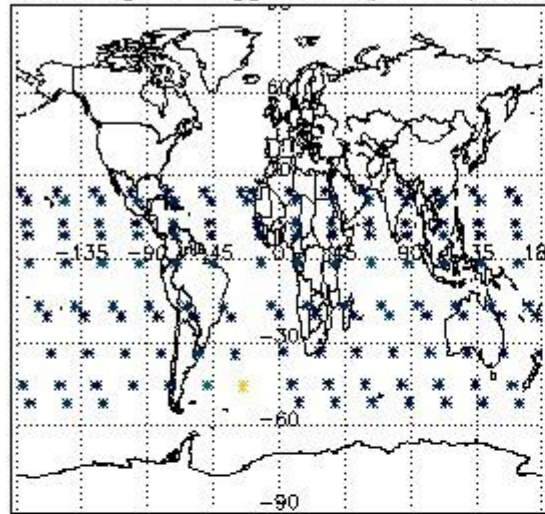
In this section it is plotted some information contained in the Quality Summary data set of the level 2 products. Only products in dark limb conditions and without errors (error flag in the MPH set to "0") are used.

3.1 Plot quality information per product (time dependant)

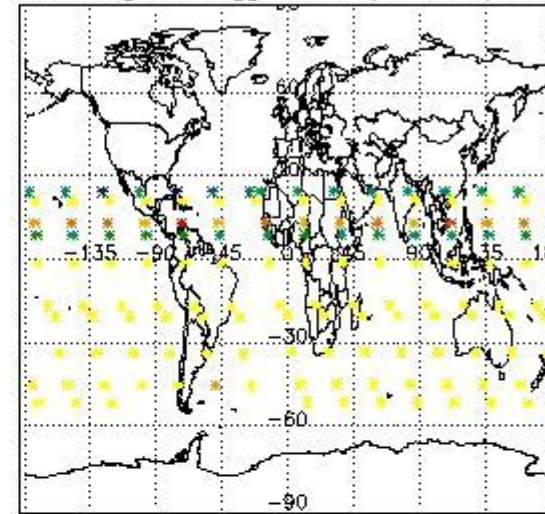


3.2 Plot quality information per product (world map)

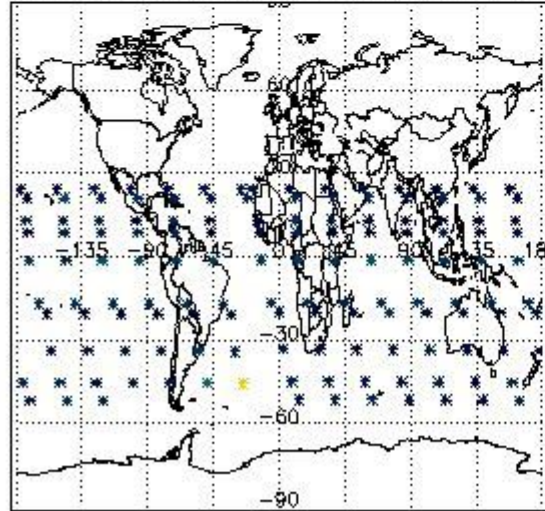
Percentage of flagged data per O3 profile



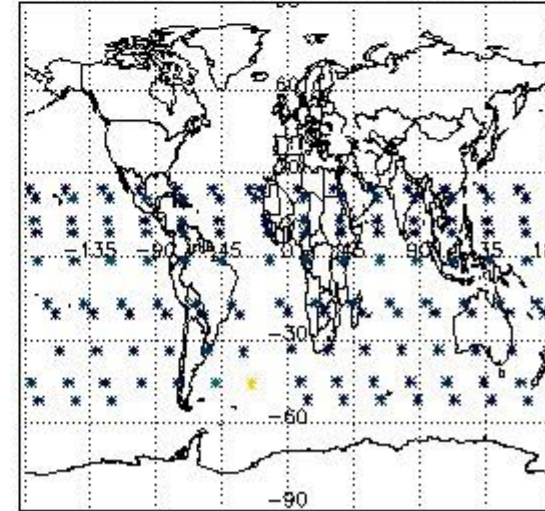
Percentage of flagged data per H2O profile



Percentage of flagged data per NO2 profile



Percentage of flagged data per NO3 profile

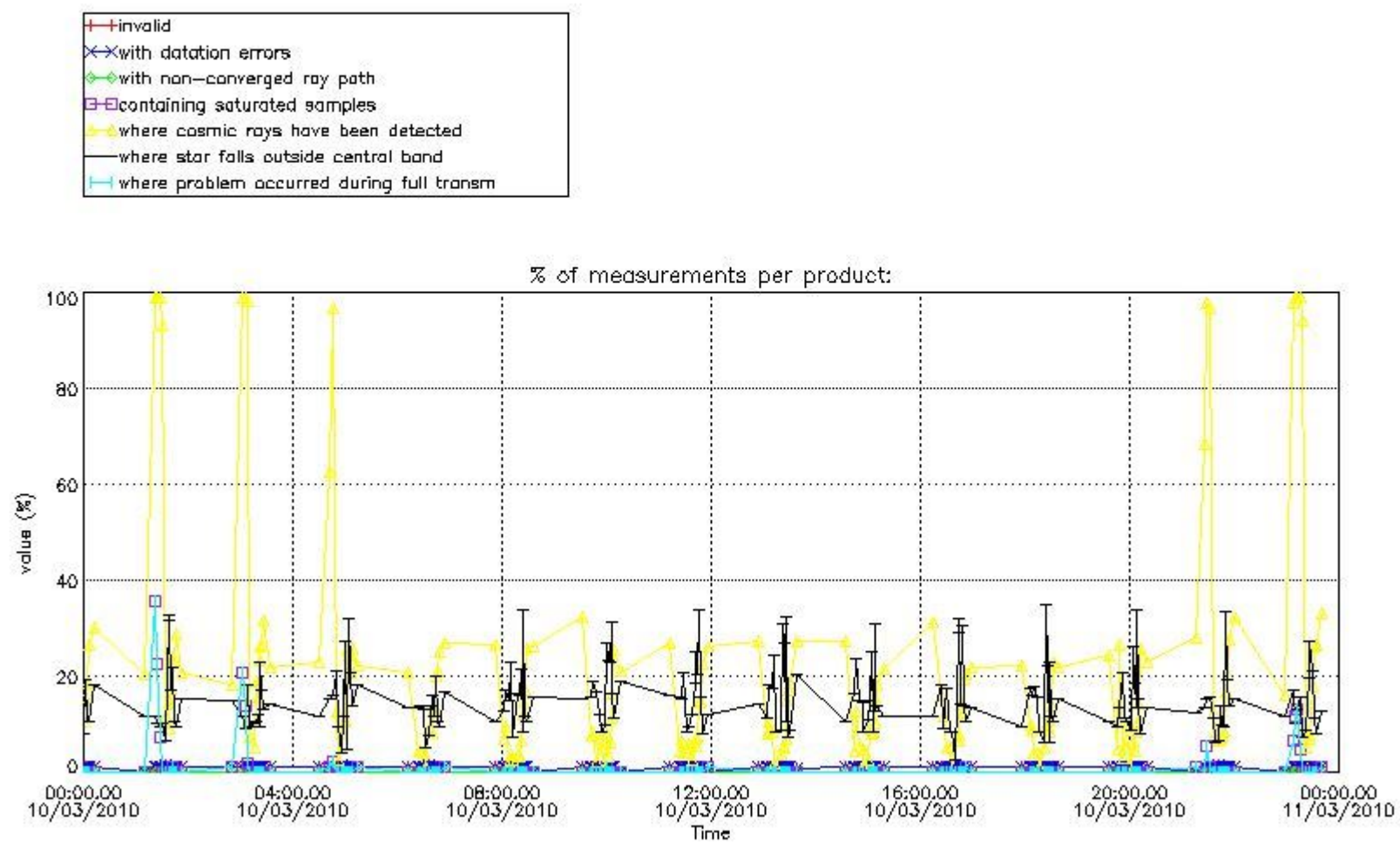


4. Level 1 quality information per product

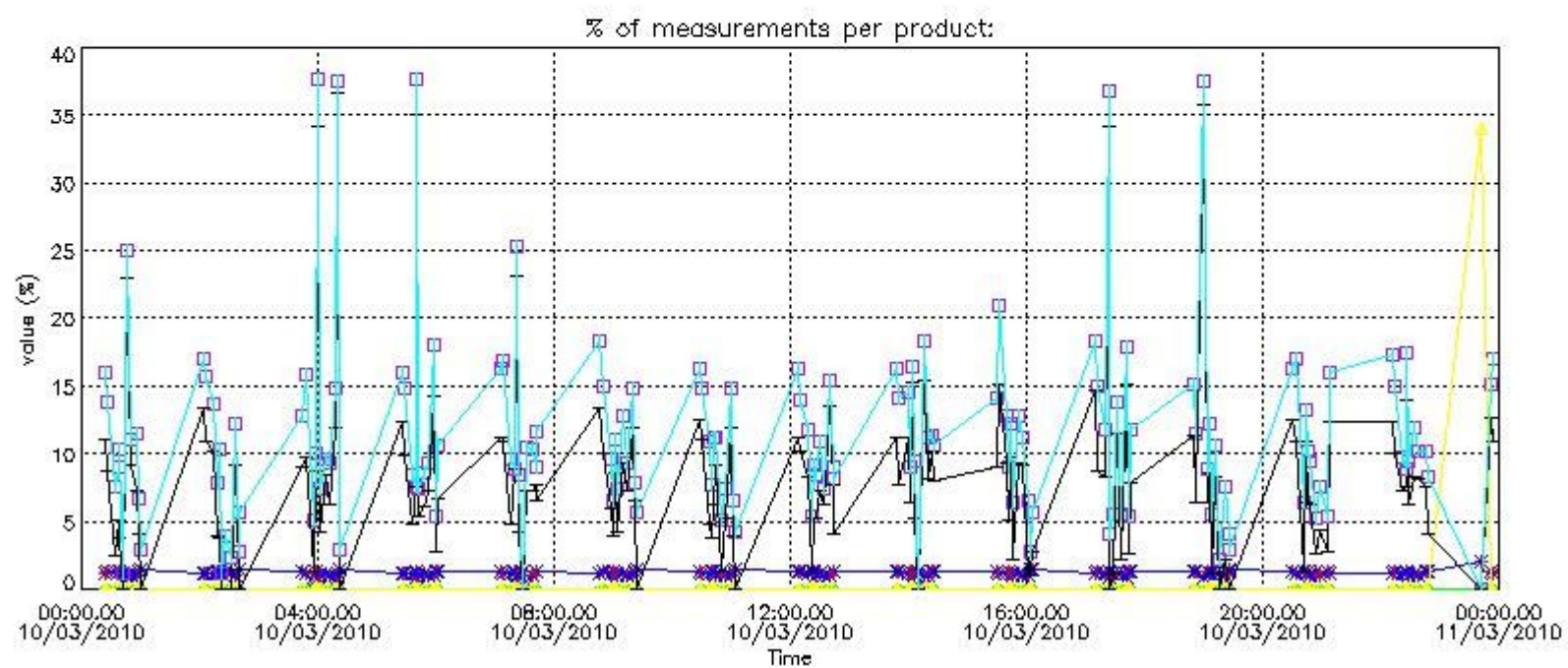
In this section it is plotted some information contained in the Quality Summary data set of the level 2 products that comes from the level 1b processing. Products without errors (error flag in the MPH set to "0") are used.

4.1 Plot quality information per product (time dependant) coming from level 1b processing

4.1.1 Plot level 1 quality information per product (time dependant): ENVISAT ASCENDING passes

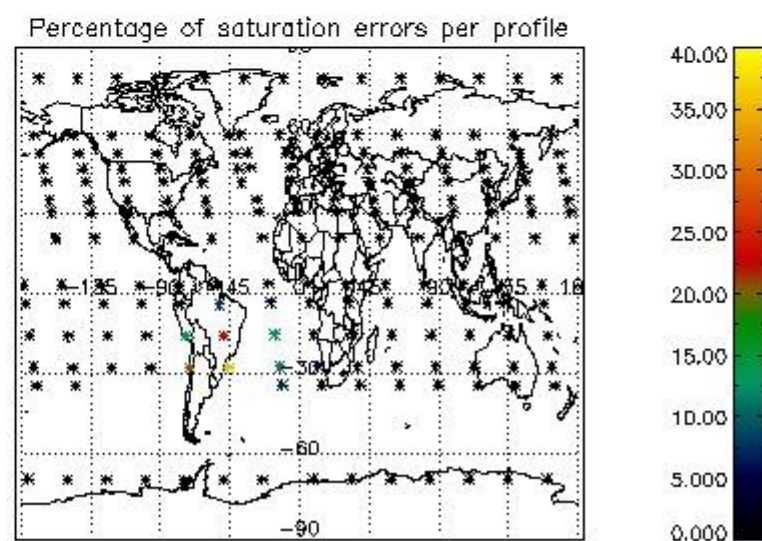
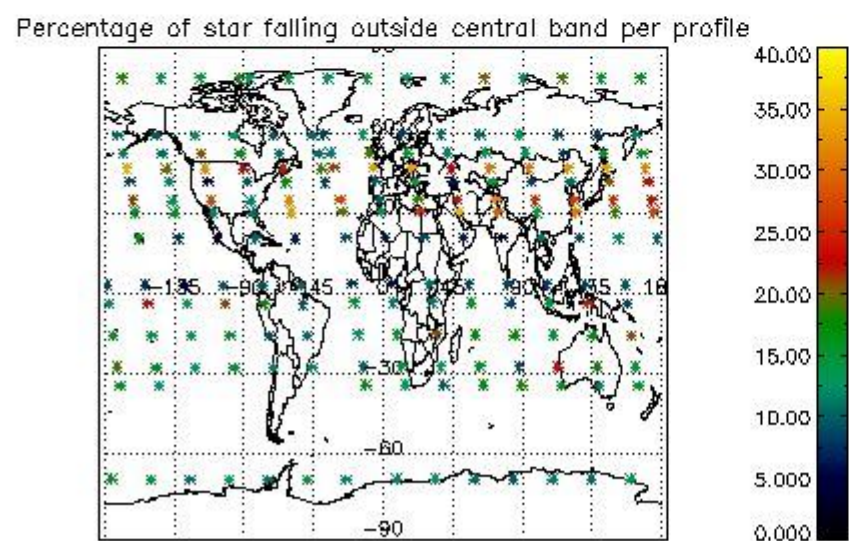
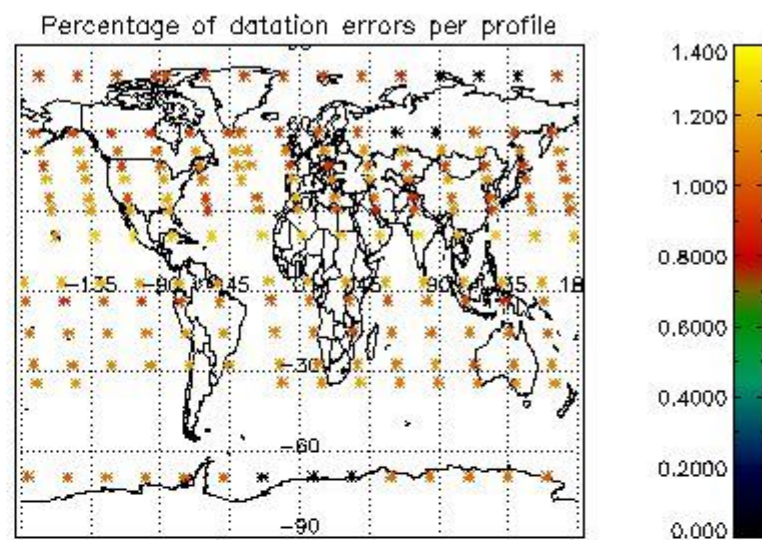
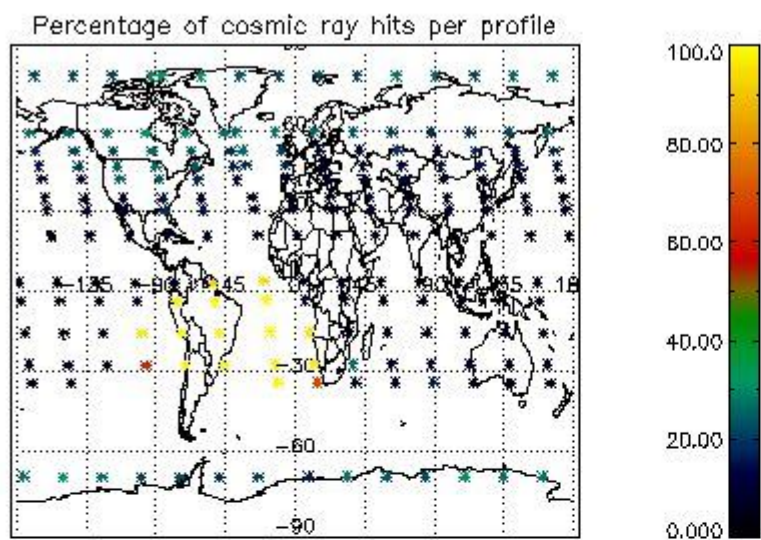


4.1.2 Plot level 1 quality information per product (time dependant): ENVI SAT DESCENDING passes



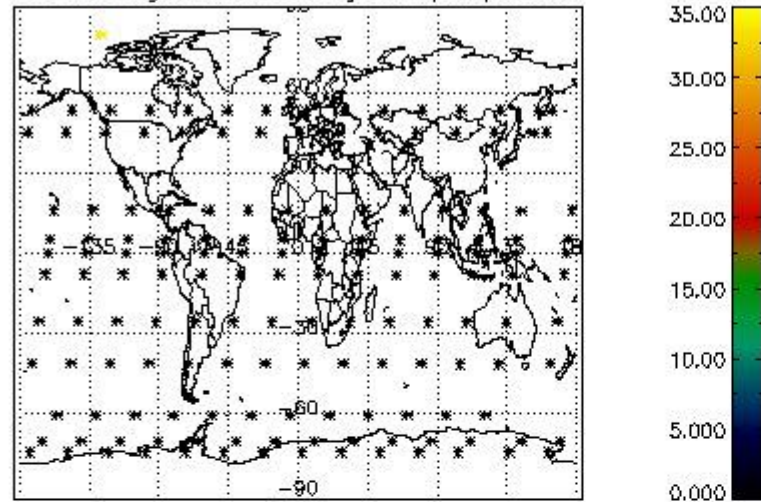
4.2 Plot quality information per product coming from level 1b processing (world map)

4.2.1 Plot level 1 quality information per product (world map): ENVISAT ASCENDING passes

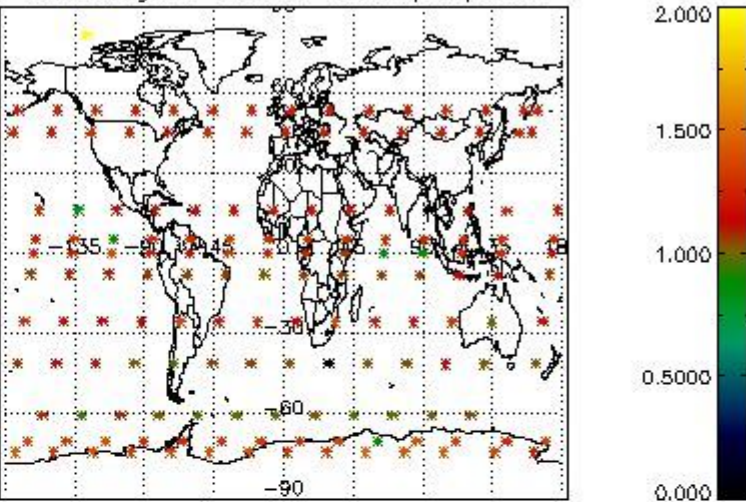


4.2.2 Plot level 1 quality information per product (world map): ENVISAT DESCENDING passes

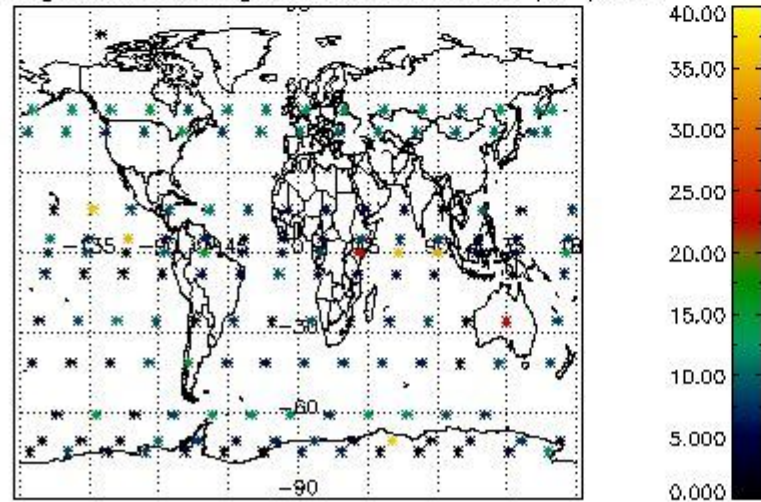
Percentage of cosmic ray hits per profile



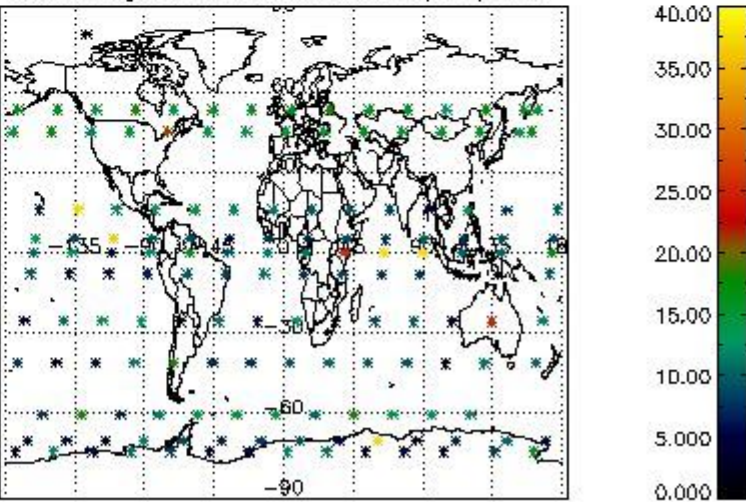
Percentage of datation errors per profile



Percentage of star falling outside central band per profile



Percentage of saturation errors per profile



5. Trace gas profiles

5.1 Ozone statistics based on quality of products

The final quality of the products can be "measured" using the STD (Standard Deviation) attached to every point profile. This information is written to the parameter GOM_NL__2P/NL_LOCAL_SPECIES_DENSITY/o3_std of the level 2 products. The table below shows the statistics for given STD ranges.

The statistics are given with respect to the overall valid production:

- Products without fatal errors: GOM_NL__2P/MPH/PRODUCT_ERR=0
- Valid point profile: GOM_NL__2P/NL_LOCAL_SPECIES_DENSITY/pcd(0)=0

The 'Criteria' is applied to valid points of dark limb products:

- Products in dark limb illumination condition: GOM_NL__2P/NL_SUMMARY_QUALITY/obs_ill_cond=0
- Products without fatal errors: GOM_NL__2P/MPH/PRODUCT_ERR=0
- Valid point profile: GOM_NL__2P/NL_LOCAL_SPECIES_DENSITY/pcd(0)=0

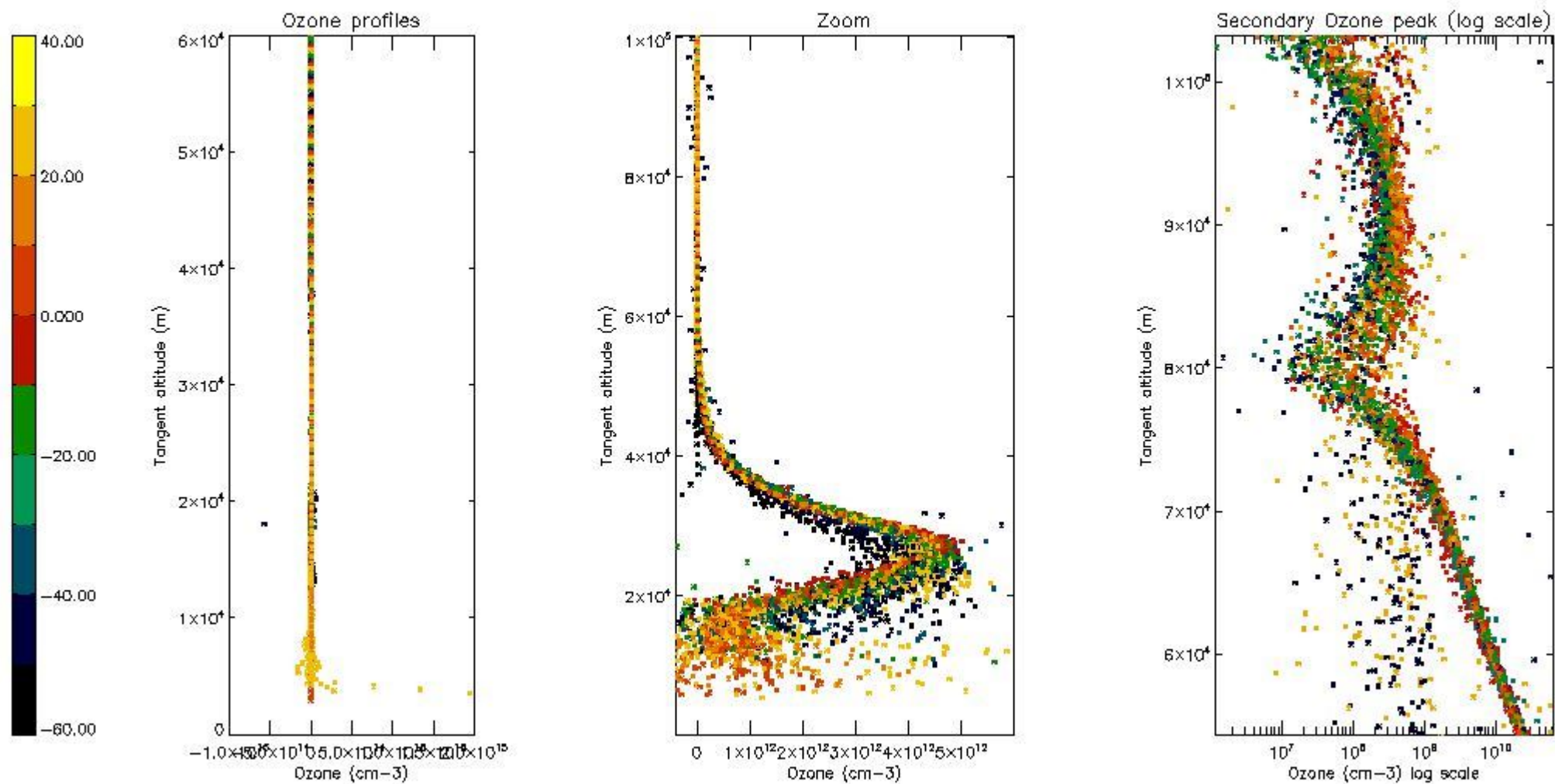
So, the table below shows the percentage of dark limb and valid observations for each criteria with respect to the overall valid daily observations.

Criteria	% of total production
All STD	41
STD < 20	21

STD < 10	17
STD < 5	12

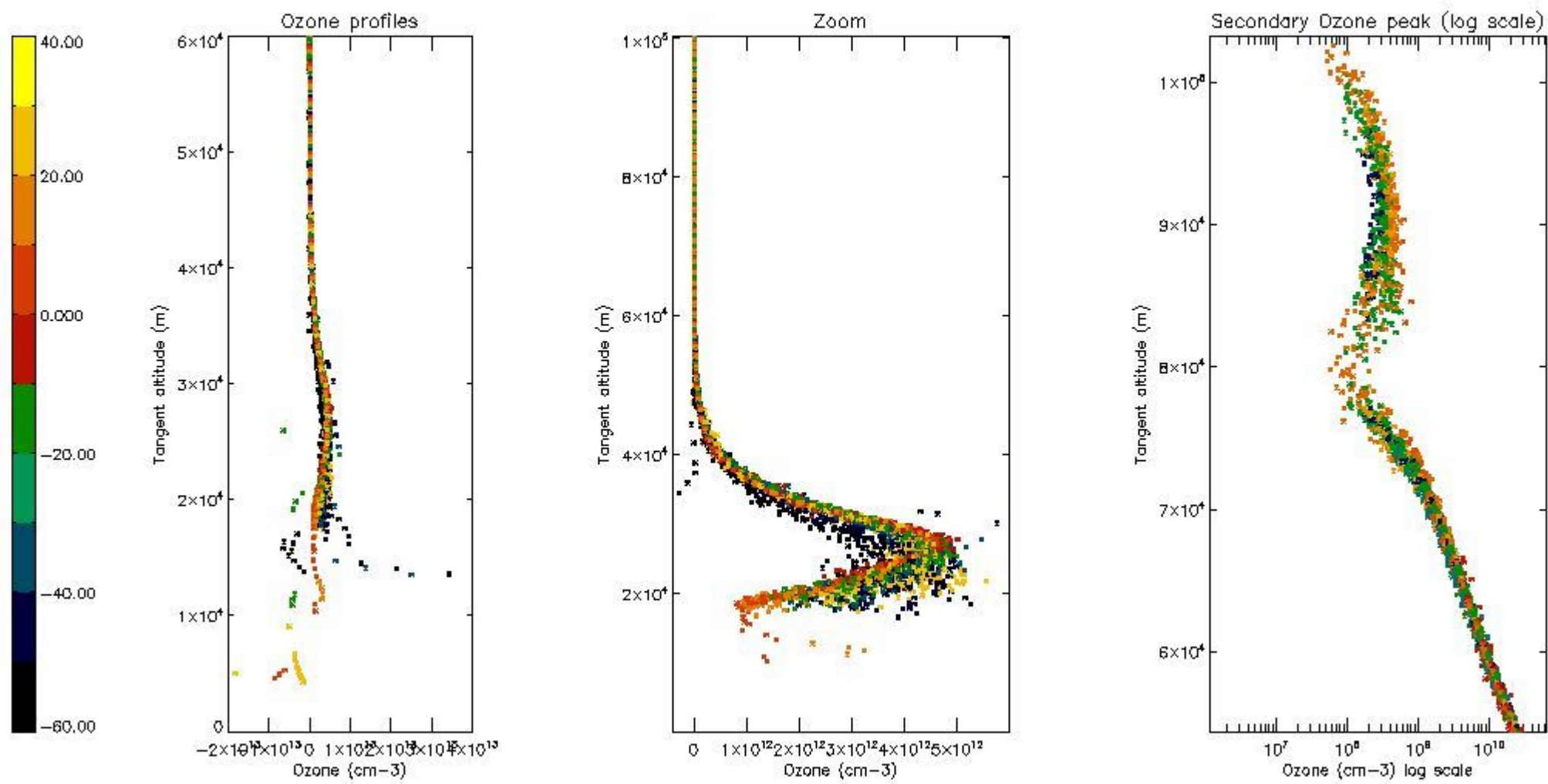
5.2 Plot ozone profiles for all STD (dark without errors)

The colorbar represents the latitude.



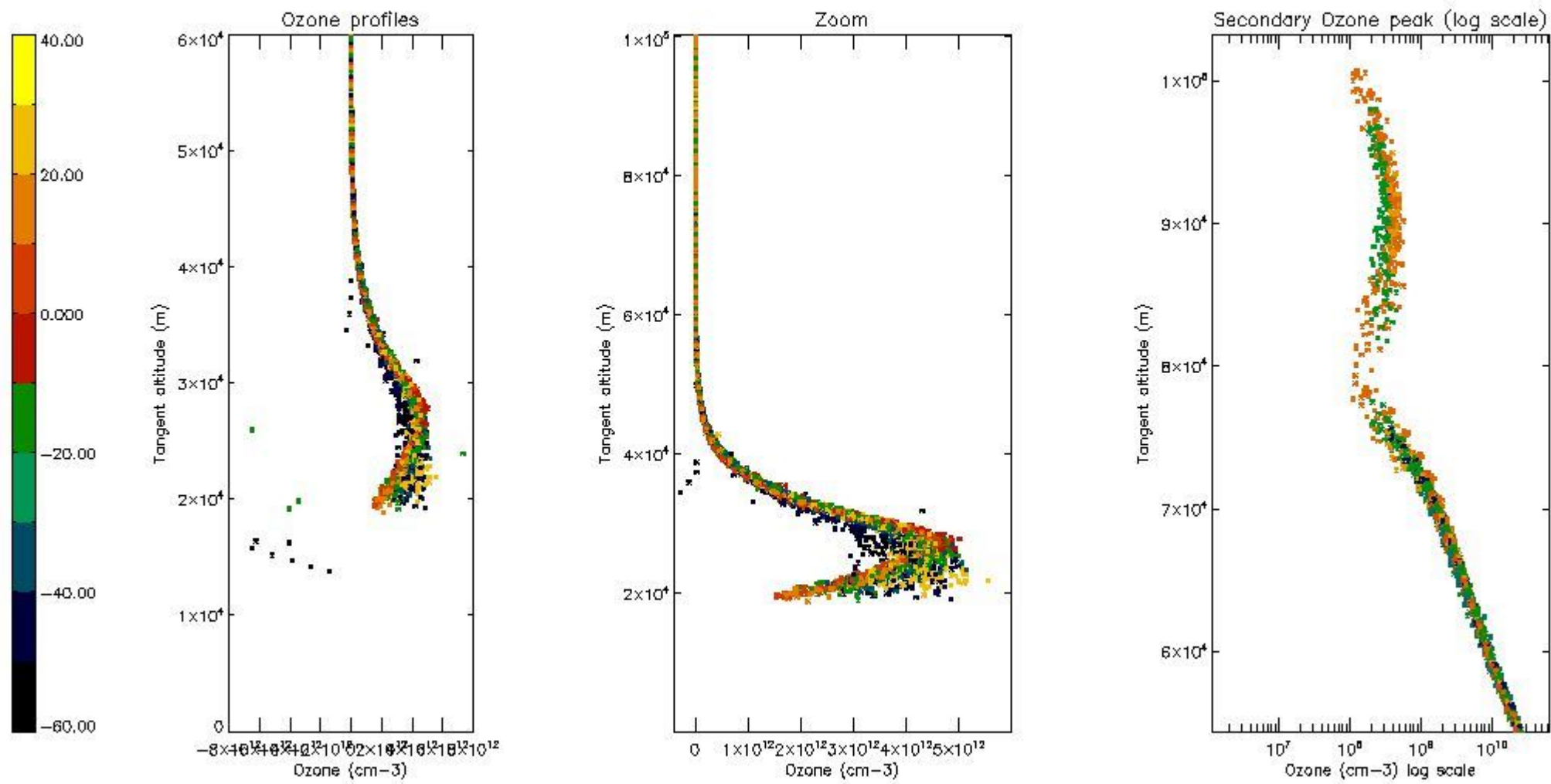
5.3 Plot ozone profiles where STD < 20% (dark without errors)

The colorbar represents the latitude.



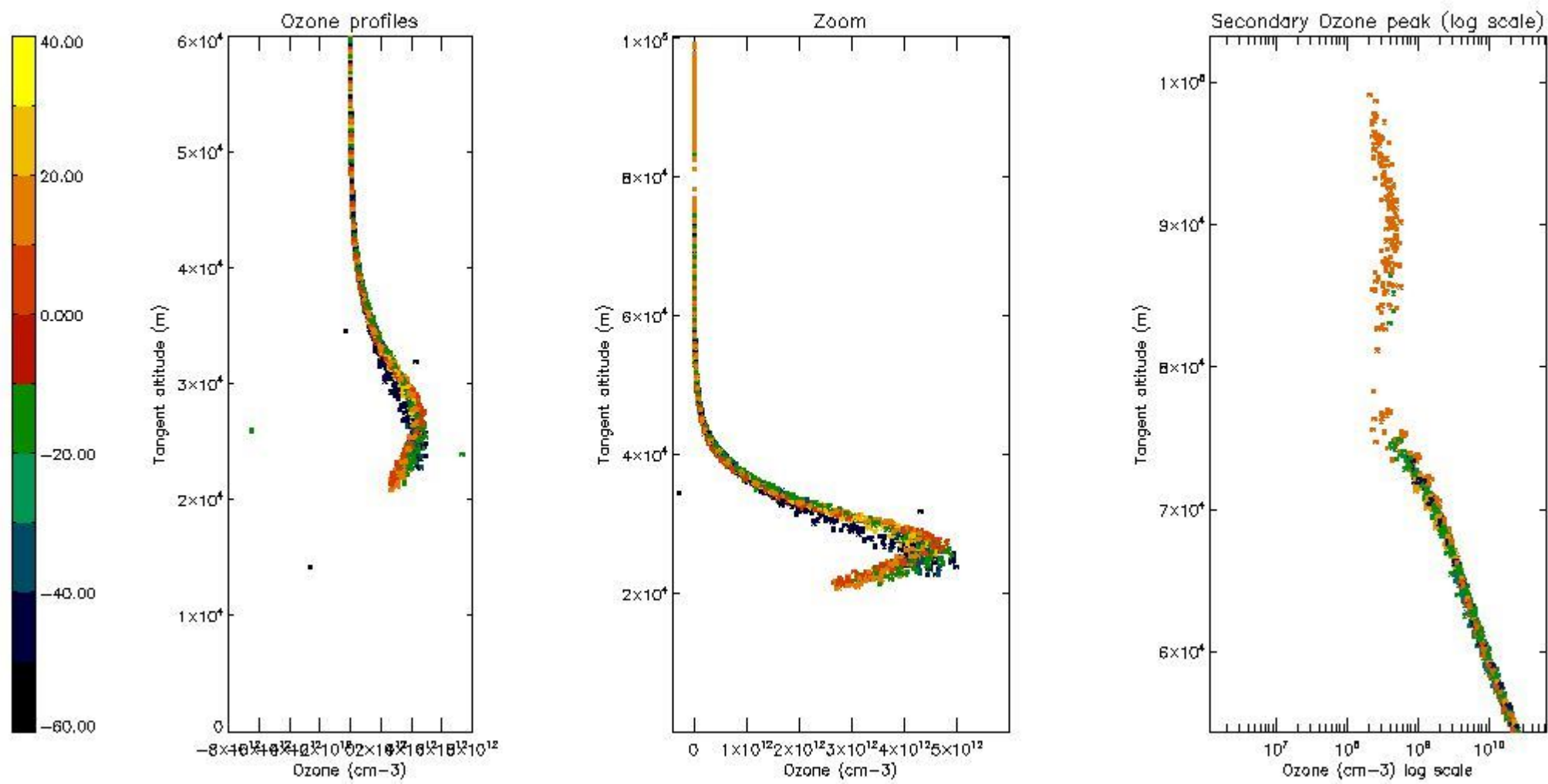
5.4 Plot ozone profiles where $STD < 10\%$ (dark without errors)

The colorbar represents the latitude.



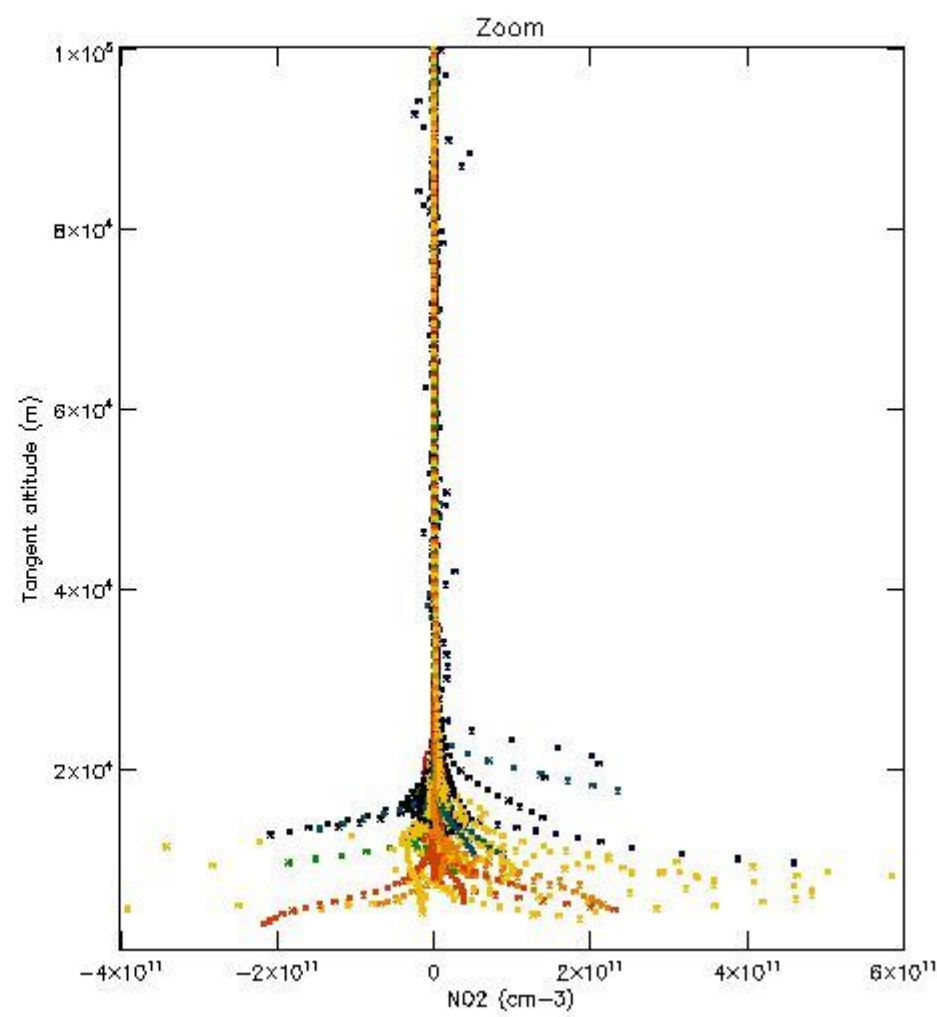
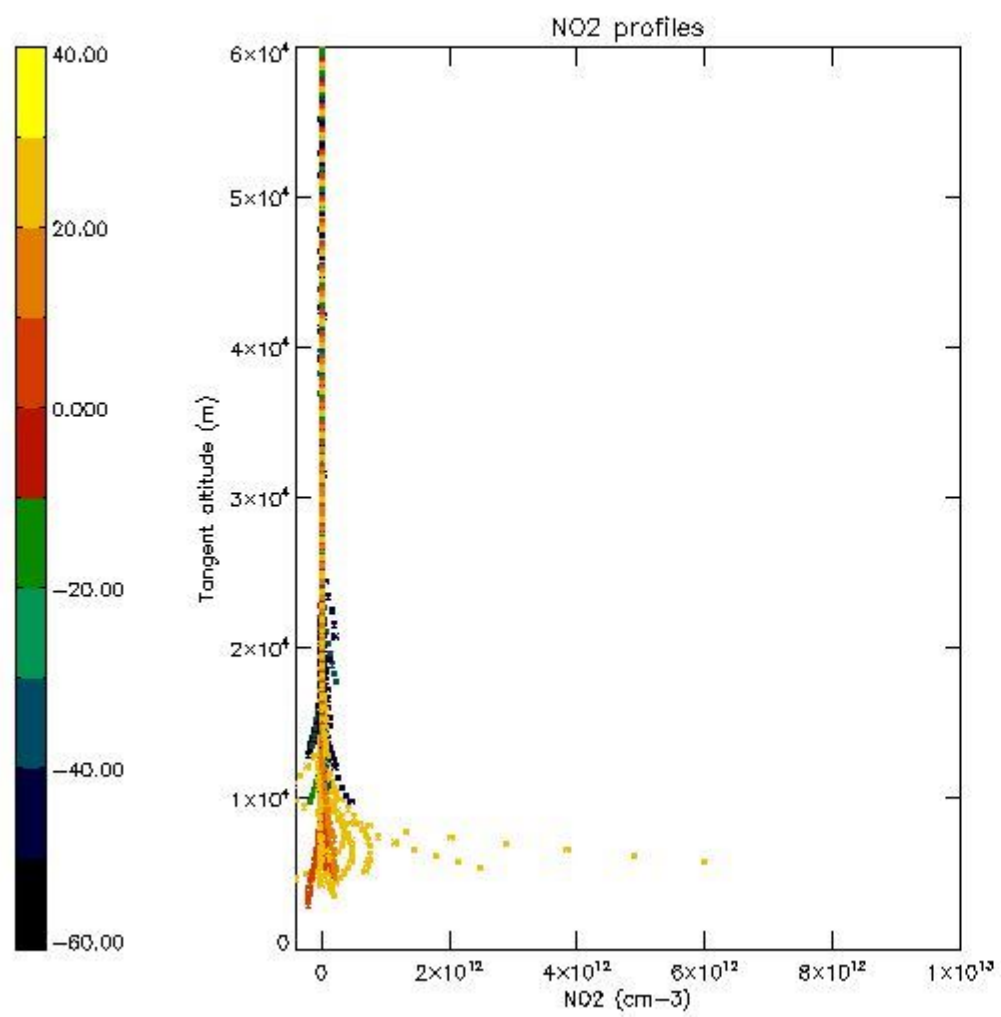
5.5 Plot ozone profiles where STD < 5% (dark without errors)

The colorbar represents the latitude.



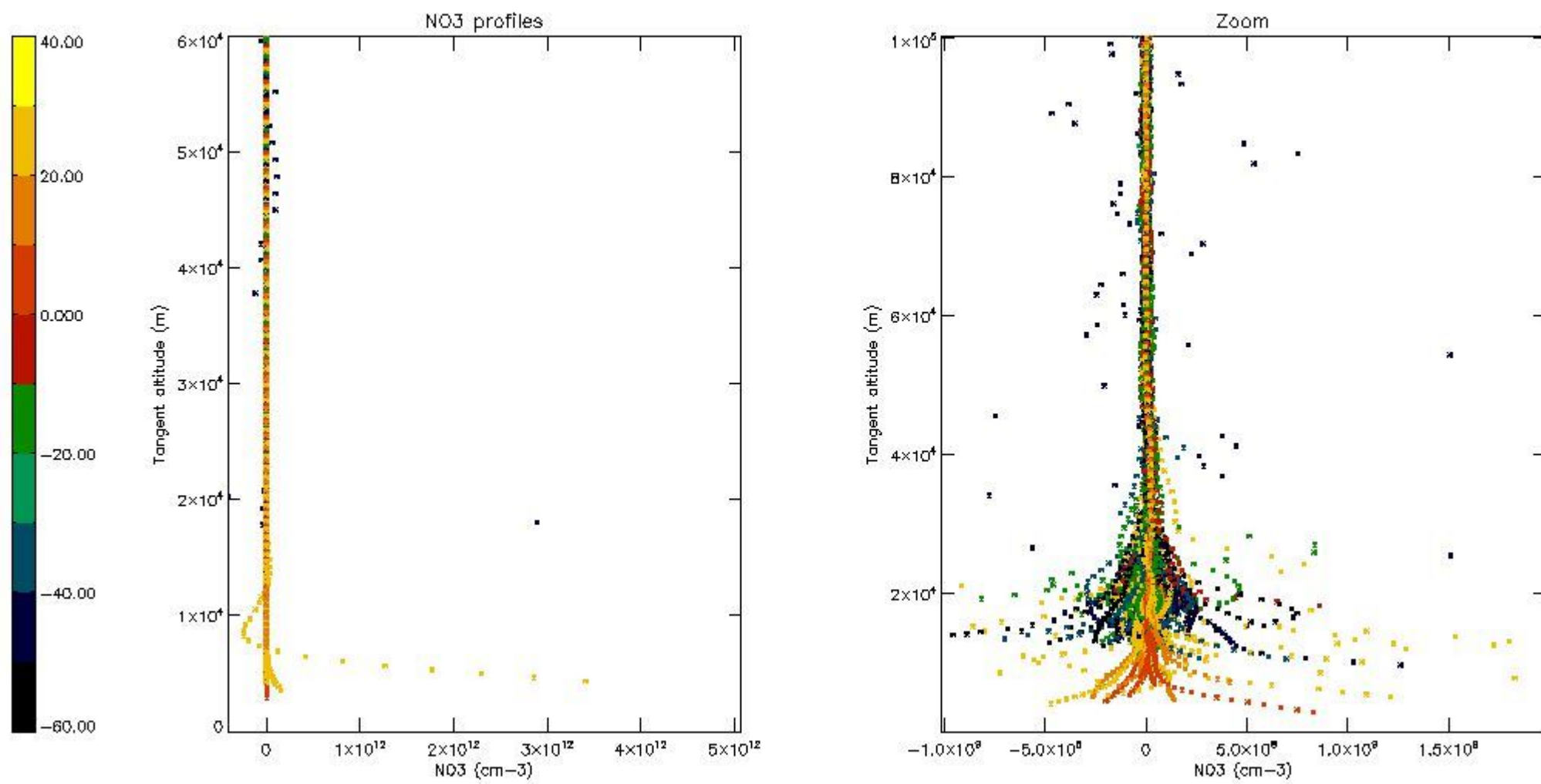
5.6 Plot NO₂ profiles for all STD (dark without errors)

The colorbar represents the latitude.



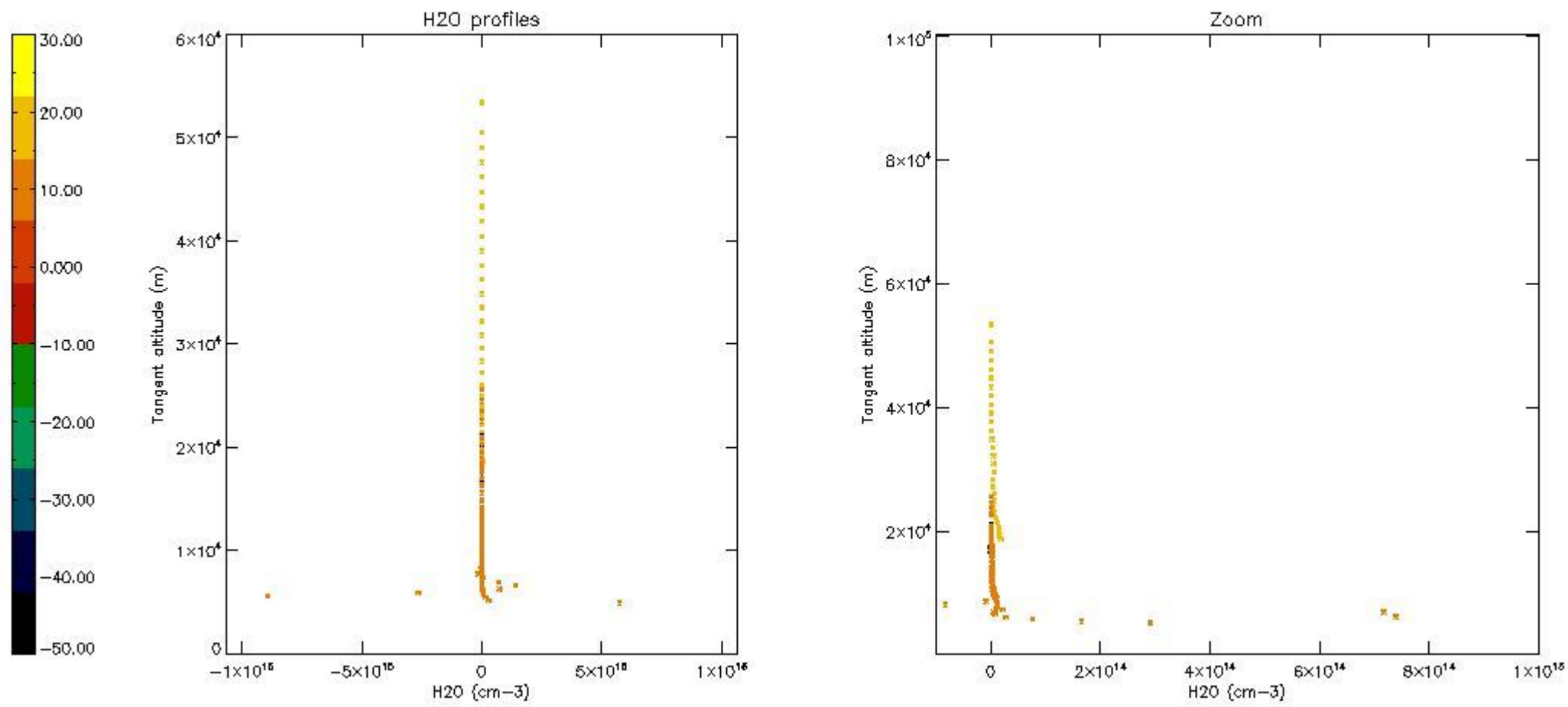
5.7 Plot NO3 profiles for all STD (dark without errors)

The colorbar represents the latitude.



5.8 Plot H₂O profiles for all STD (only for occultations of stars 1,2,3,4,13,14,16,26,63 dark without errors)

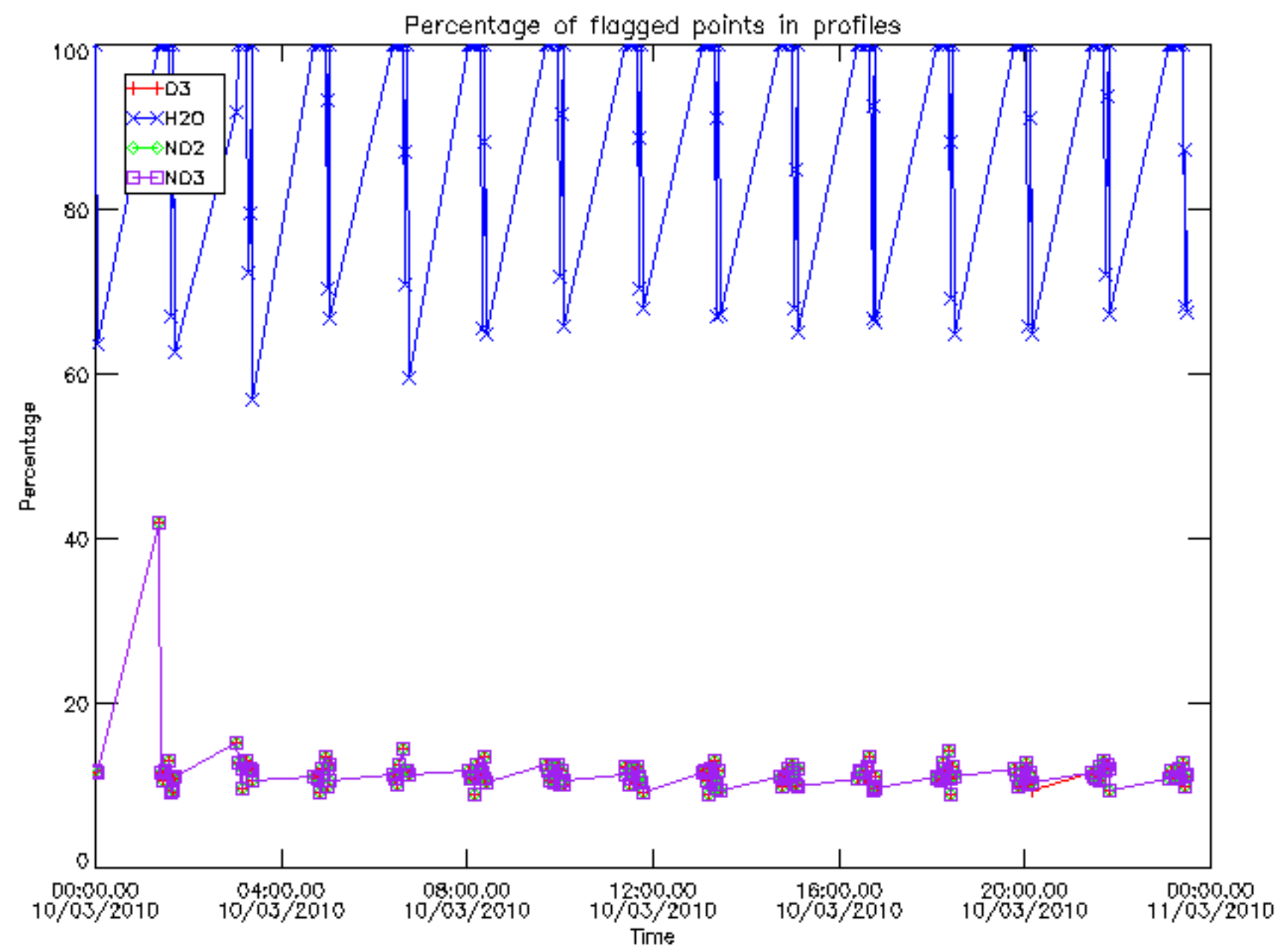
The colorbar represents the latitude.



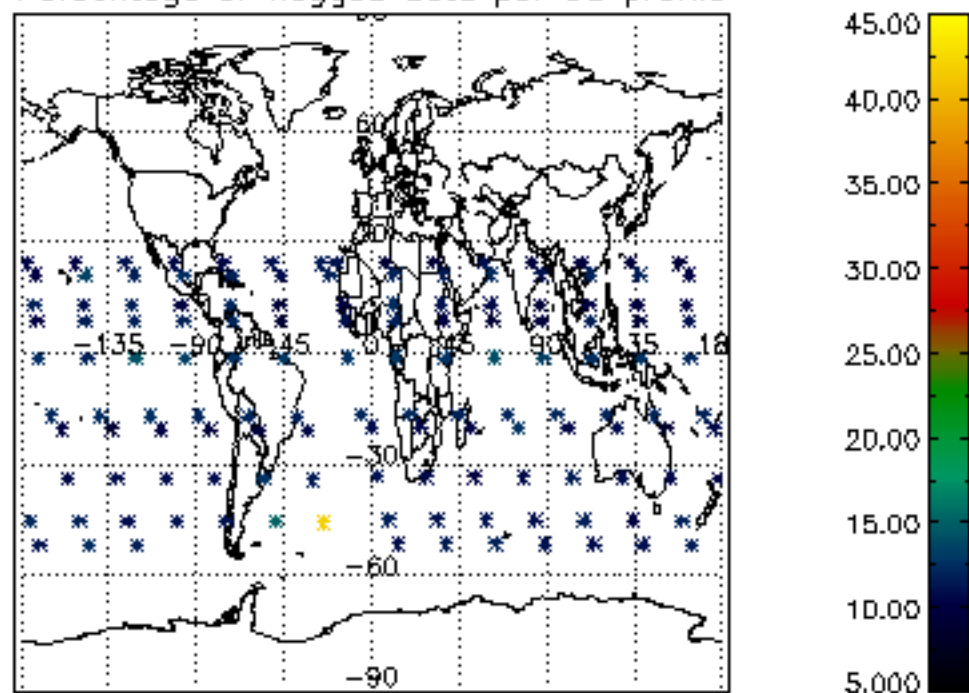
6. Auxiliary Data Files used for the production reported in section 2

The number reported in the third column indicates since which file (see list in section 2) the corresponding auxiliary file has been used. The fourth column is the date of those product files.

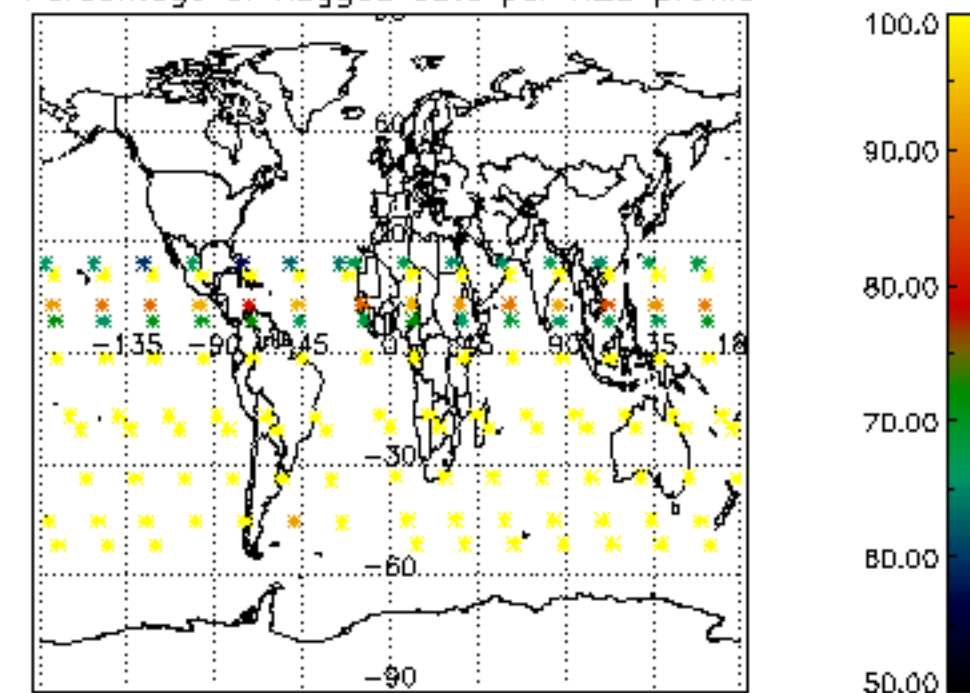
Type	Auxiliary Filename	Used since product	Used since product date
INST_PHYS_CHARACTERISTICS	GOM_INS_AXVIEC20091111_143220_20030716_120000_20500101_000000	1	10-MAR-2010 00:00:17
LEVEL-2_PROC_CONFIG	GOM_PR2_AXVIEC20091111_152718_20020301_000000_20500101_000000	1	10-MAR-2010 00:00:17
CROSS_SECTIONS_FILE	GOM_CRS_AXVIEC20091111_154832_20020301_000000_20500101_000000	1	10-MAR-2010 00:00:17



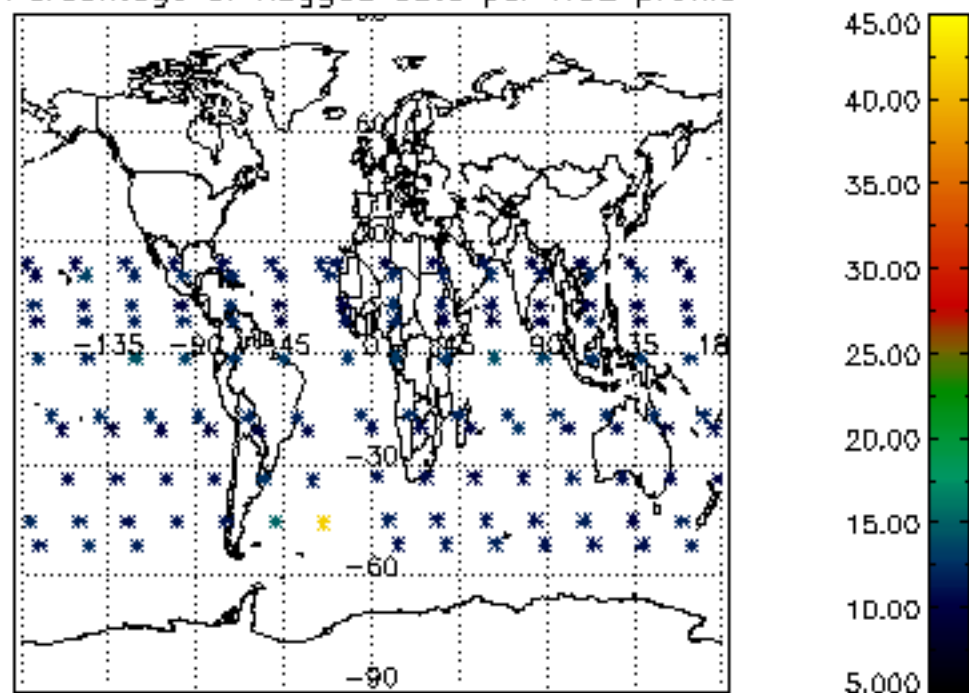
Percentage of flagged data per D3 profile



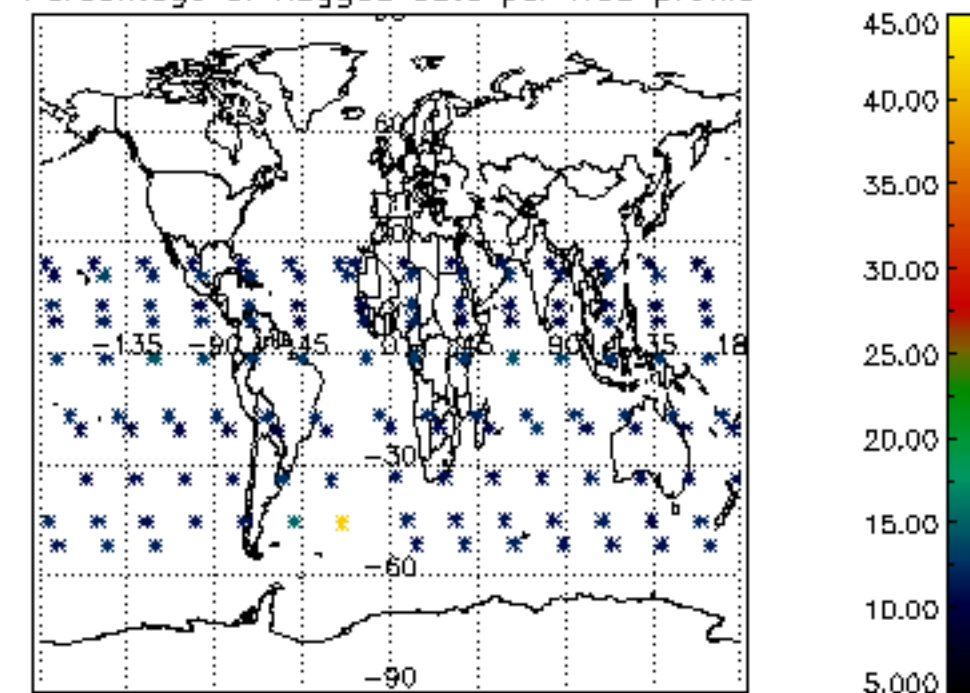
Percentage of flagged data per H2O profile

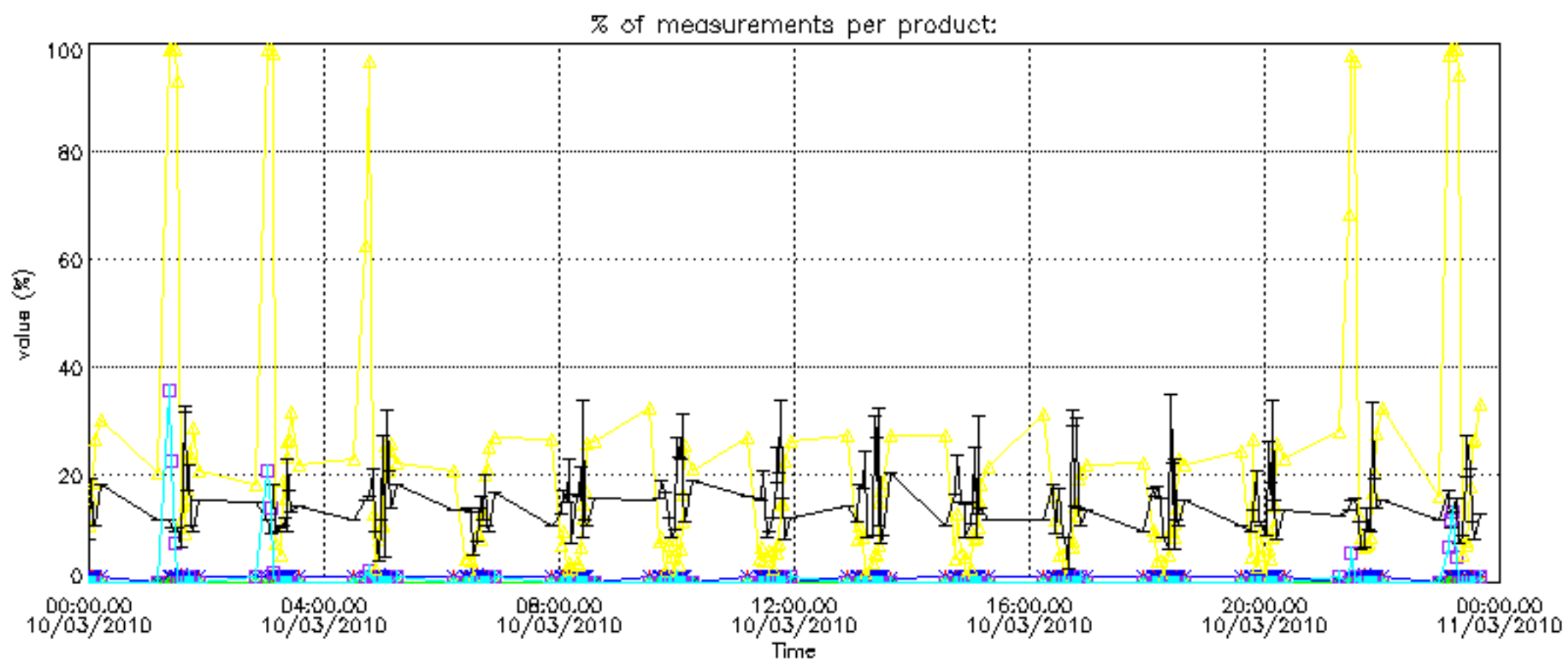


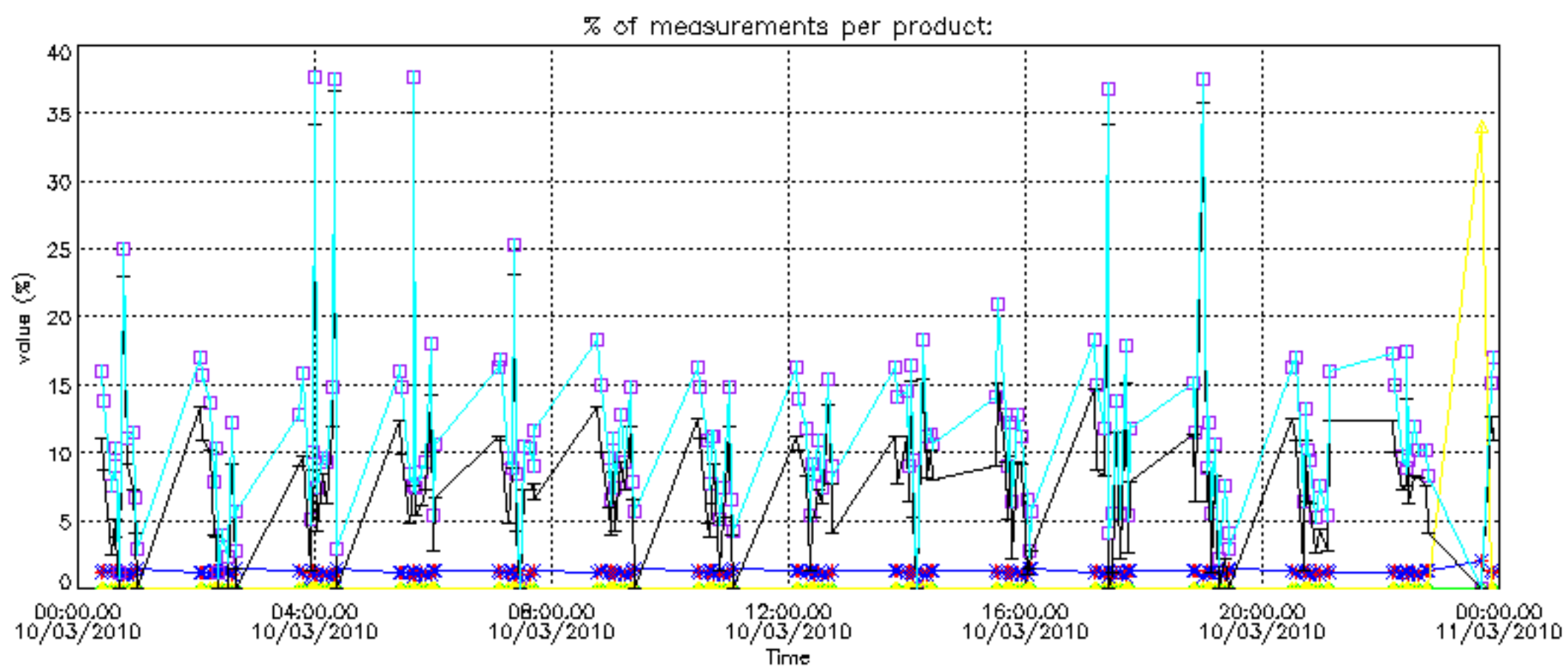
Percentage of flagged data per NO2 profile



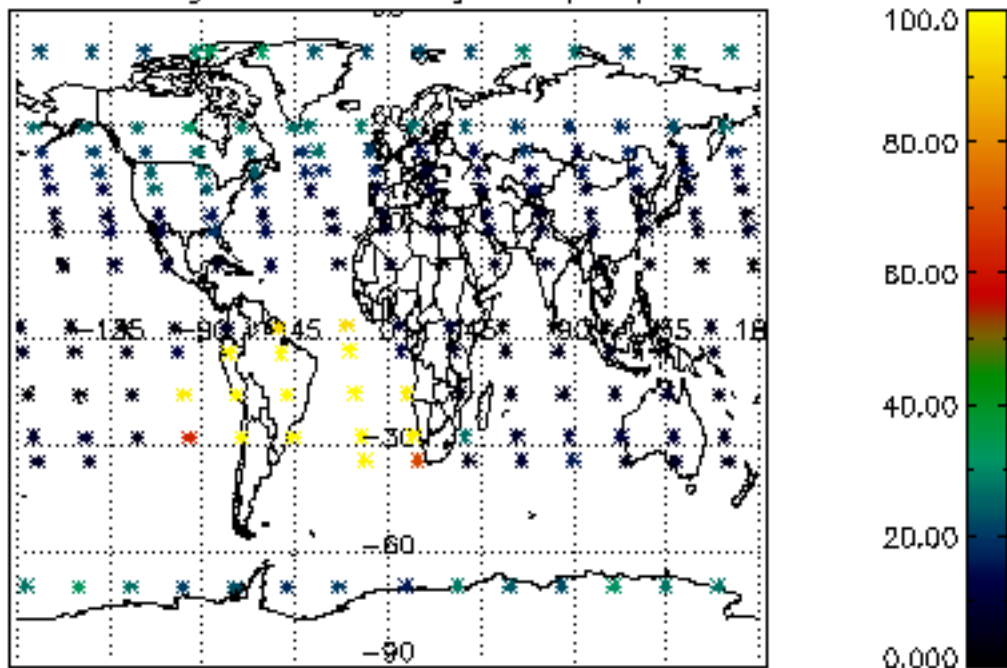
Percentage of flagged data per NO3 profile



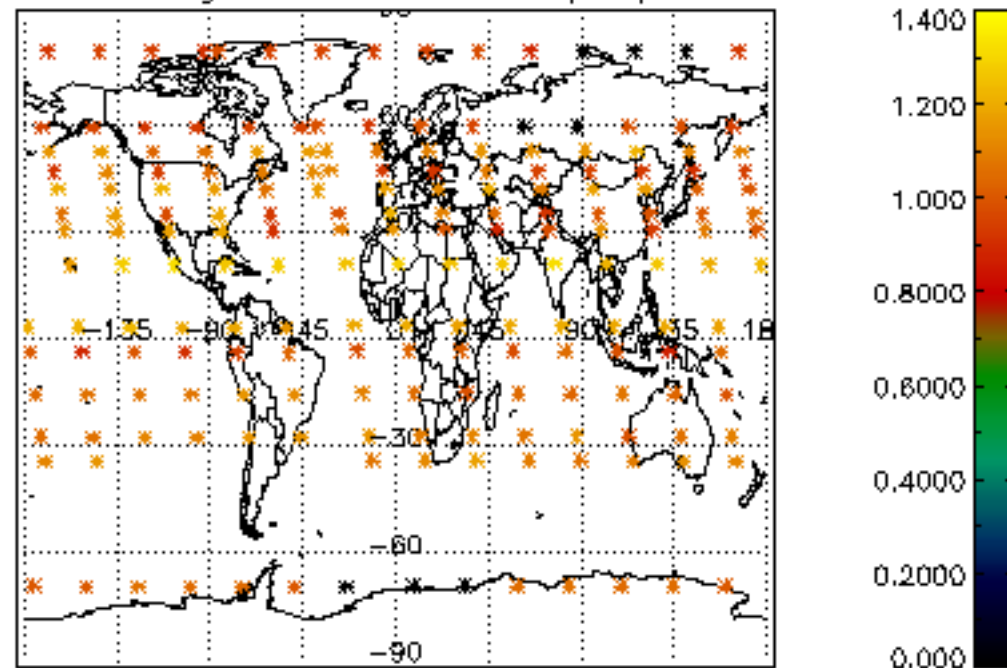




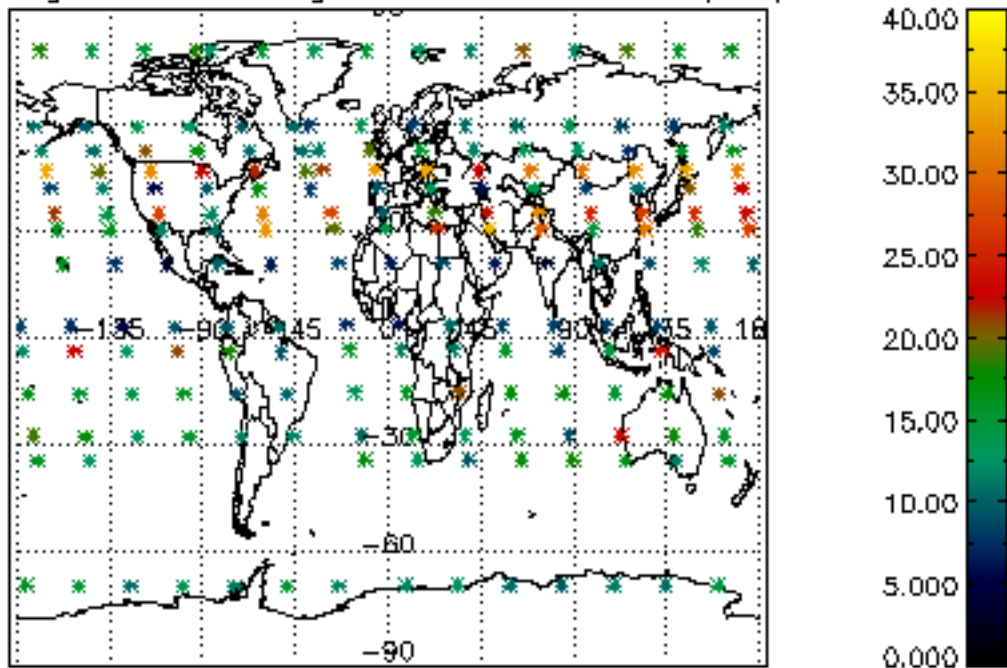
Percentage of cosmic ray hits per profile



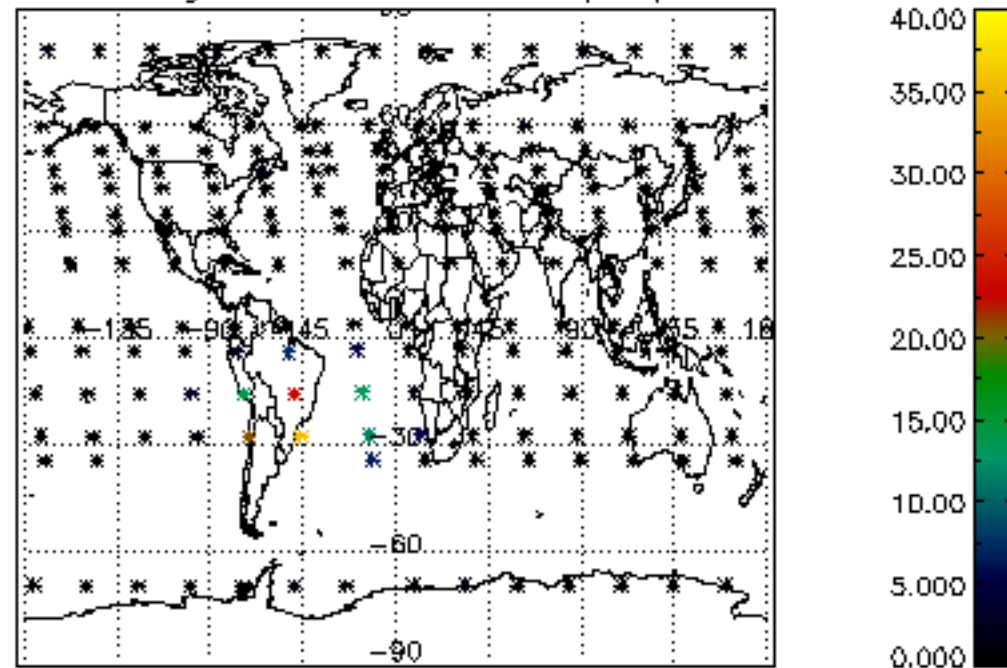
Percentage of datation errors per profile



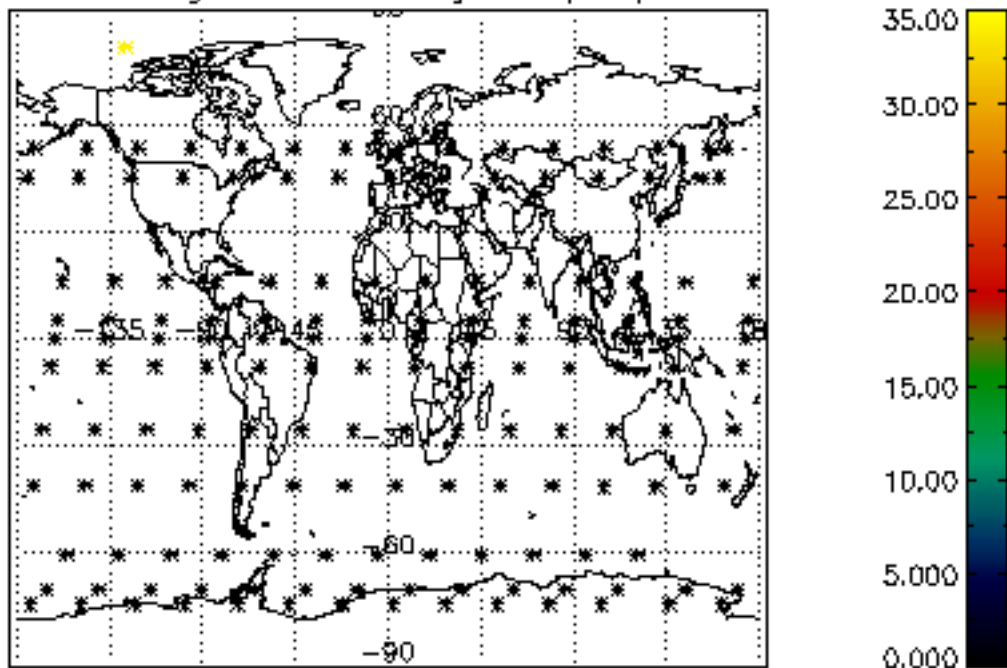
Percentage of star falling outside central band per profile



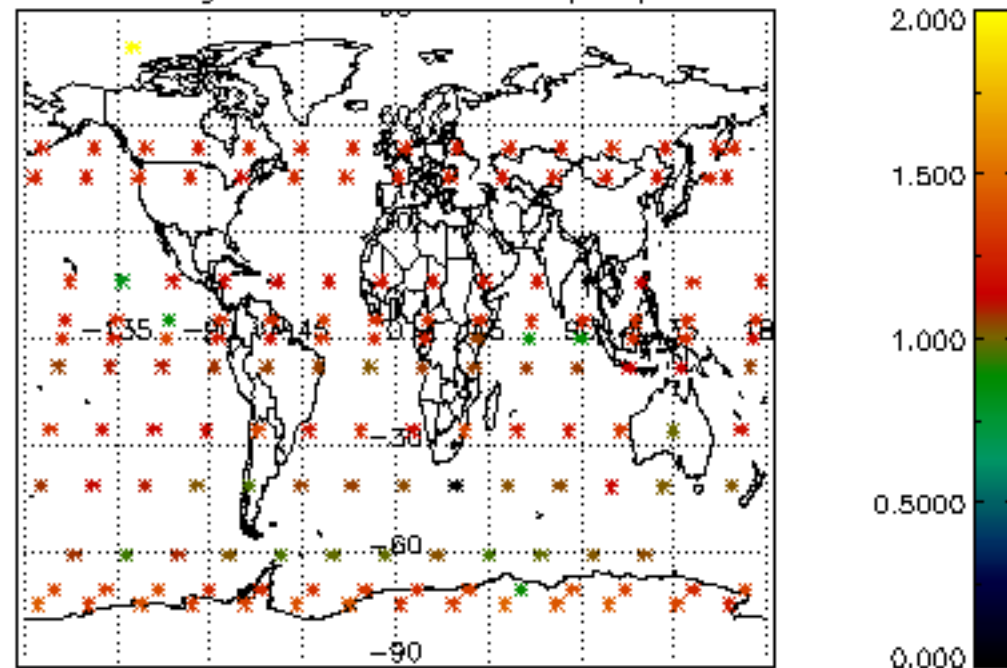
Percentage of saturation errors per profile



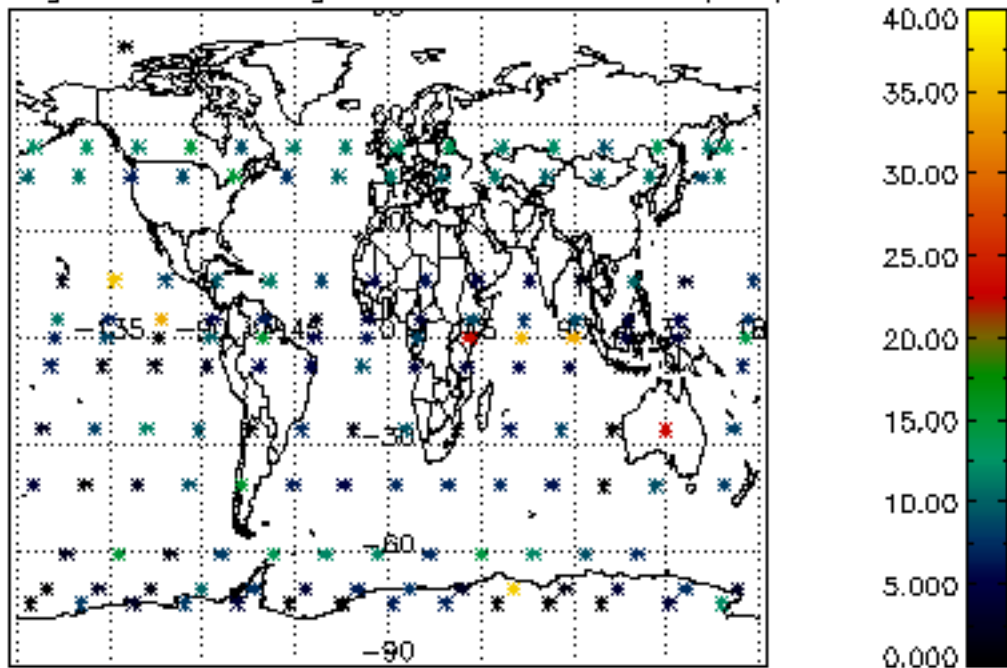
Percentage of cosmic ray hits per profile



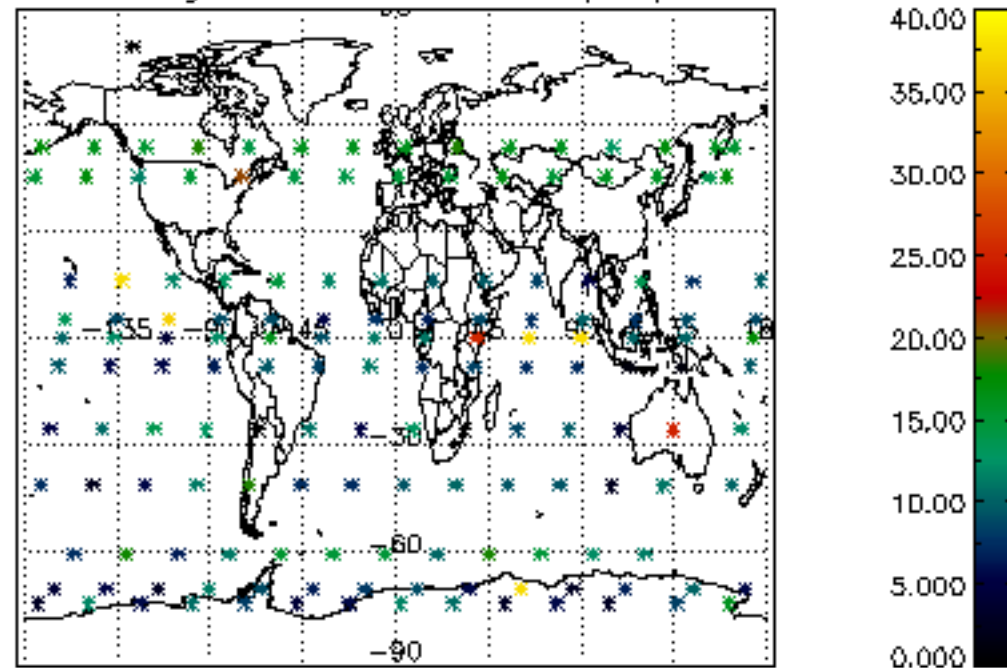
Percentage of datation errors per profile

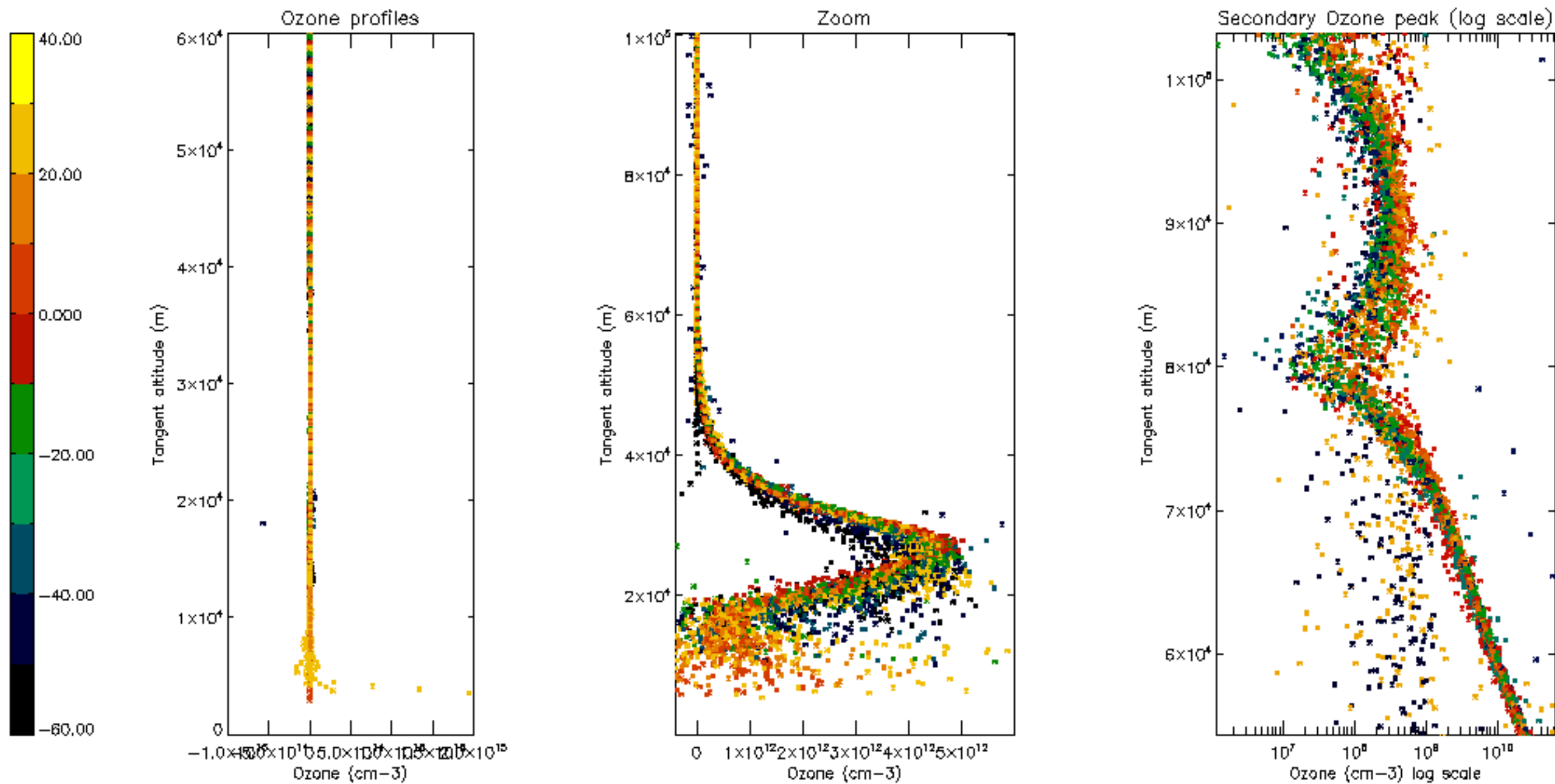


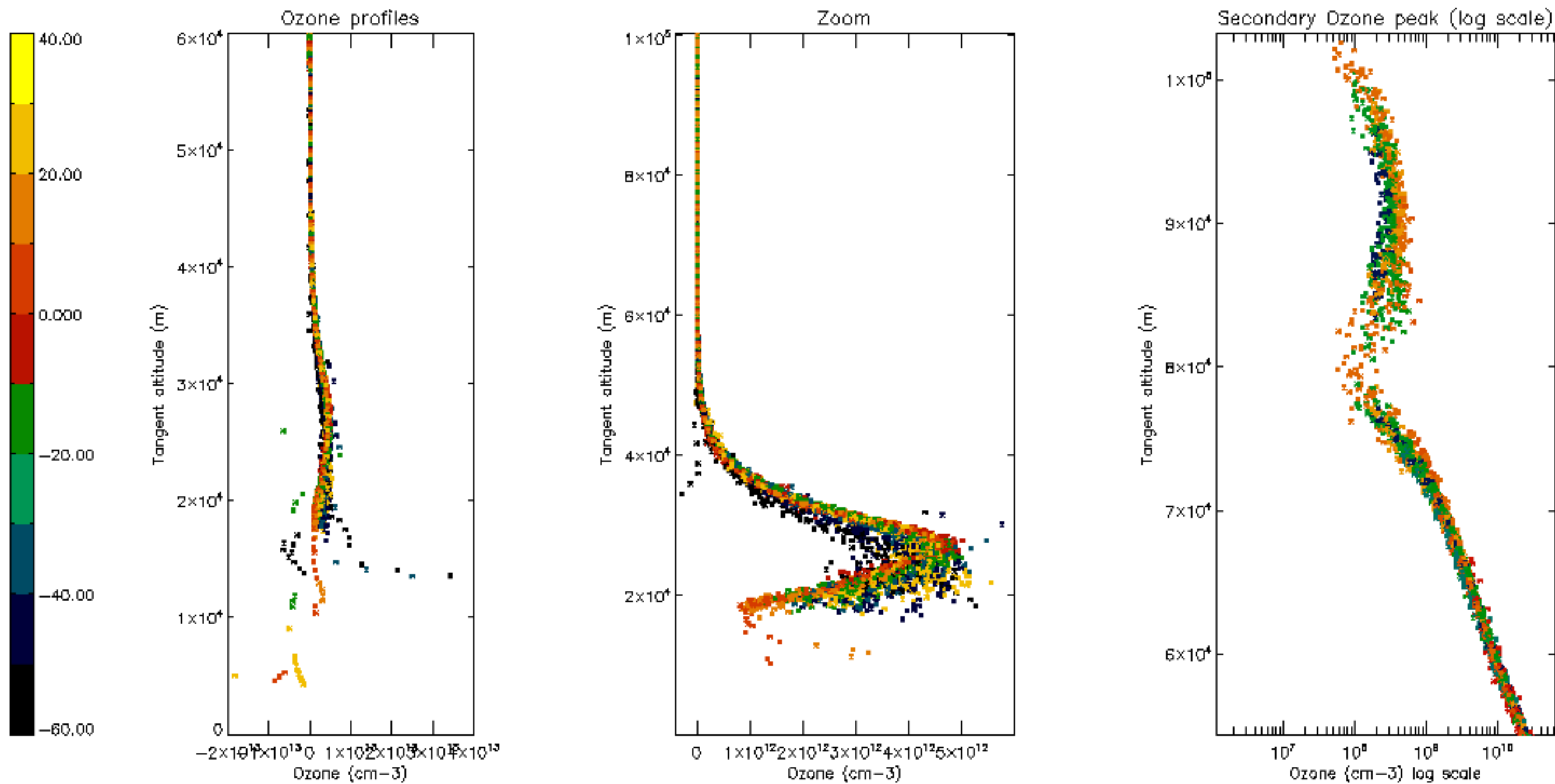
Percentage of star falling outside central band per profile

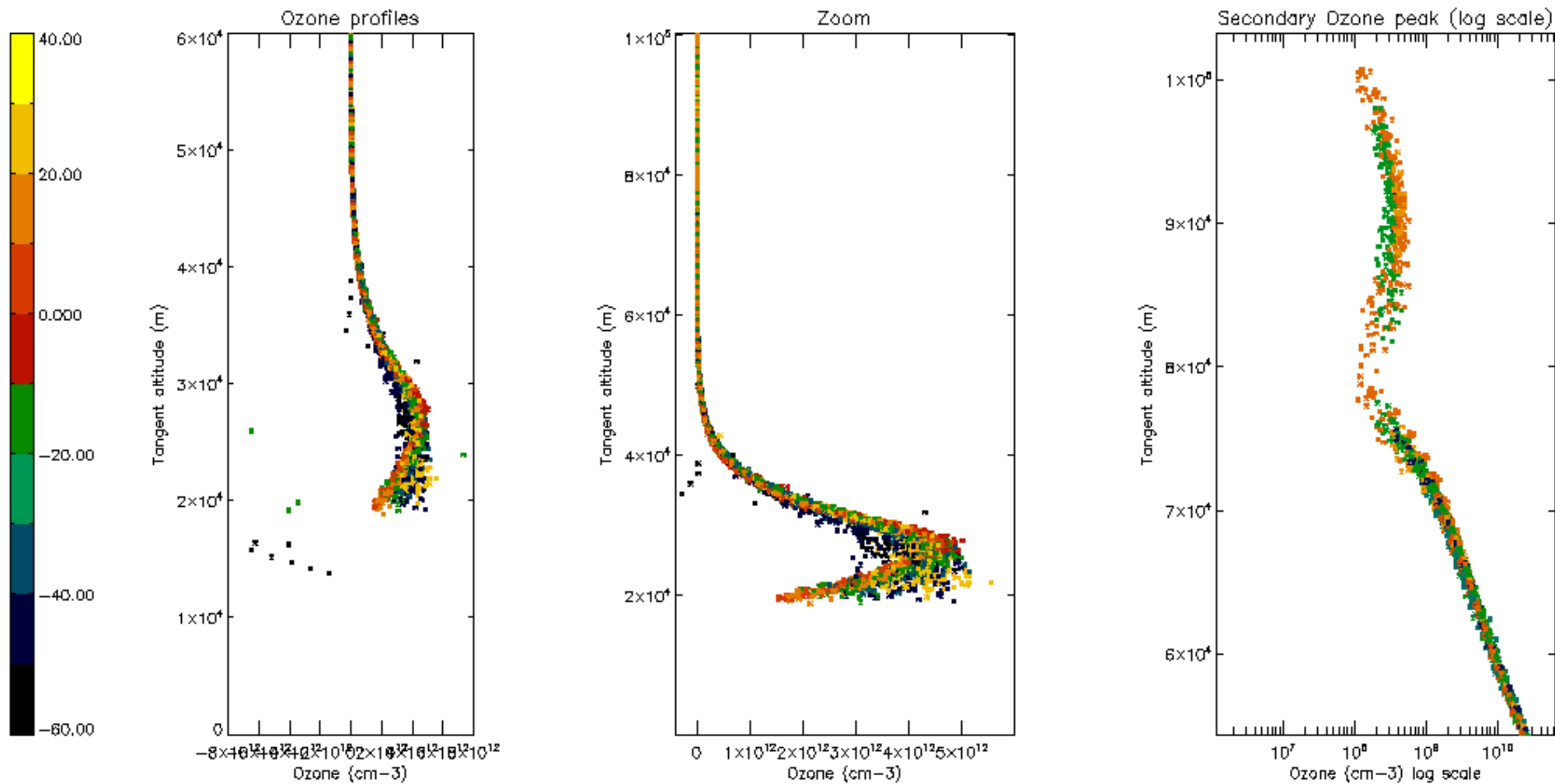


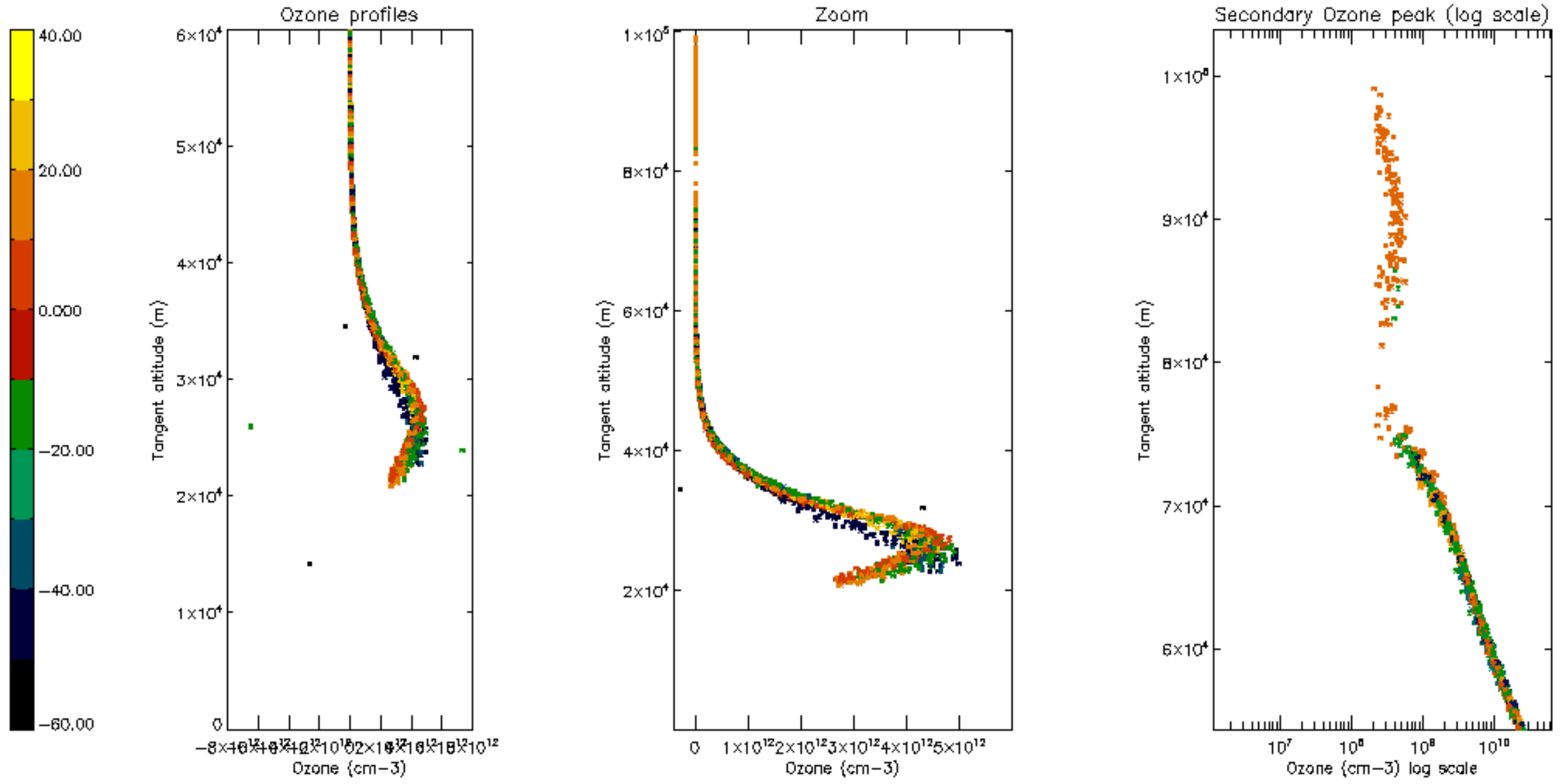
Percentage of saturation errors per profile

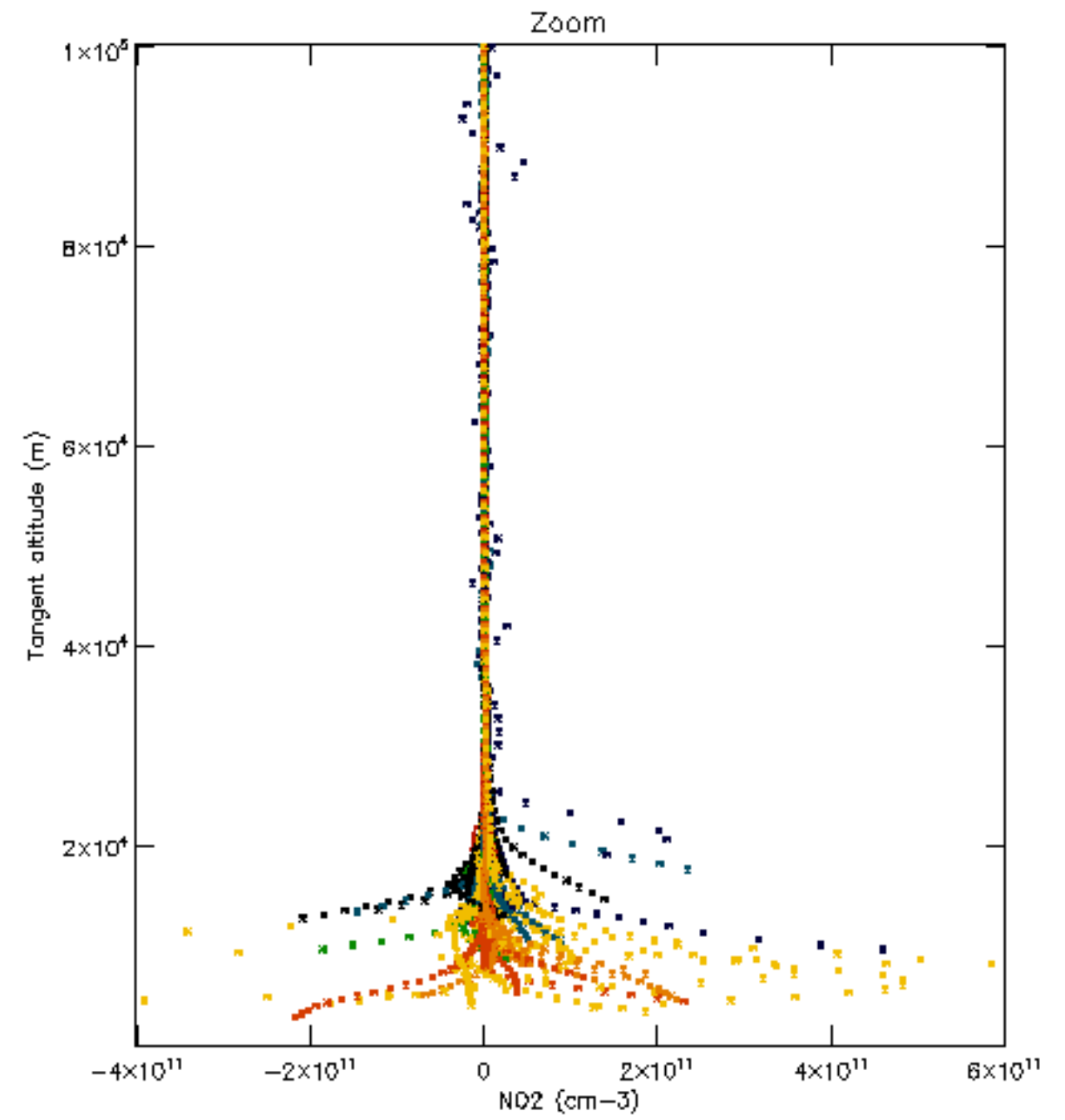
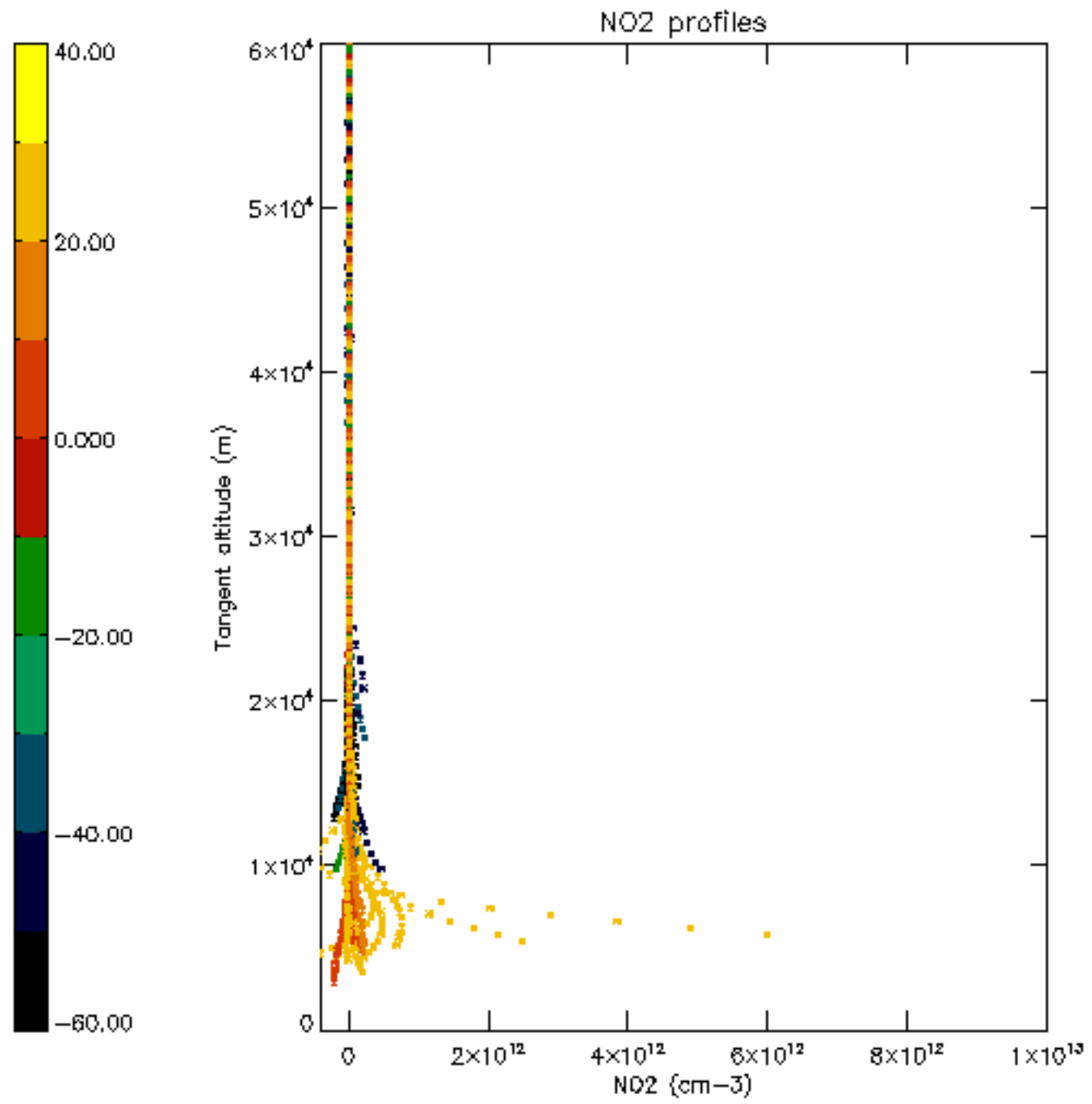


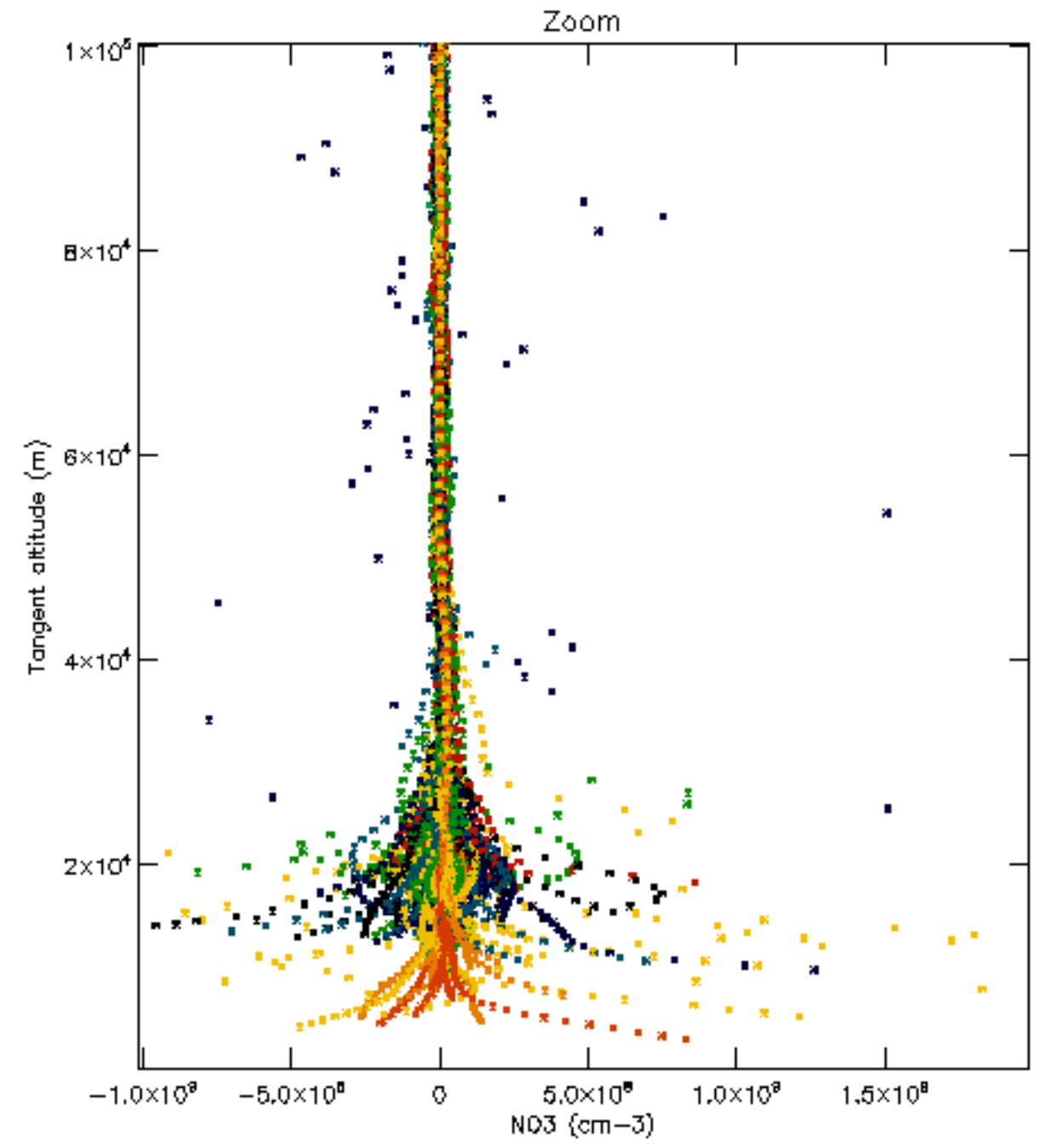
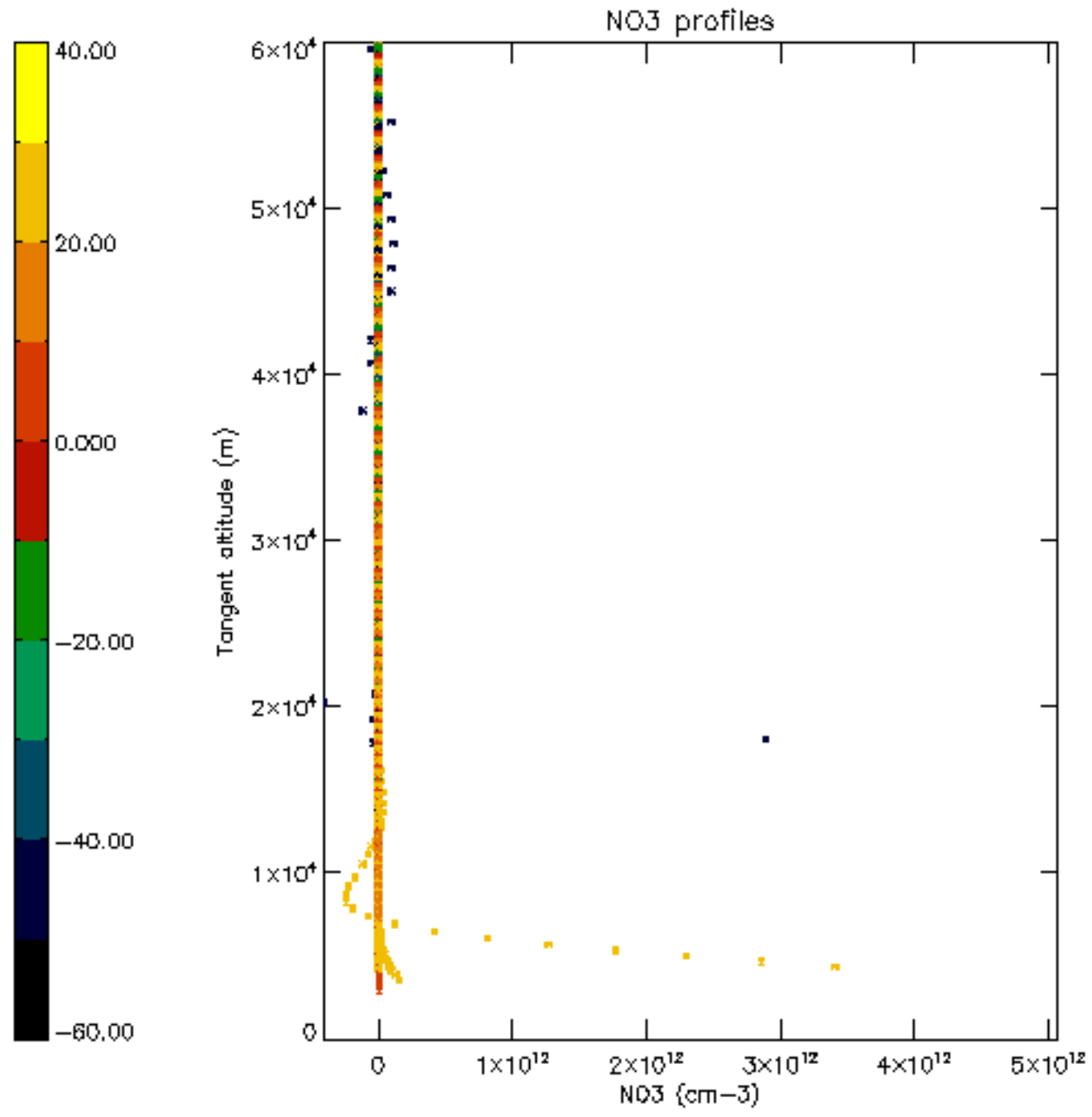


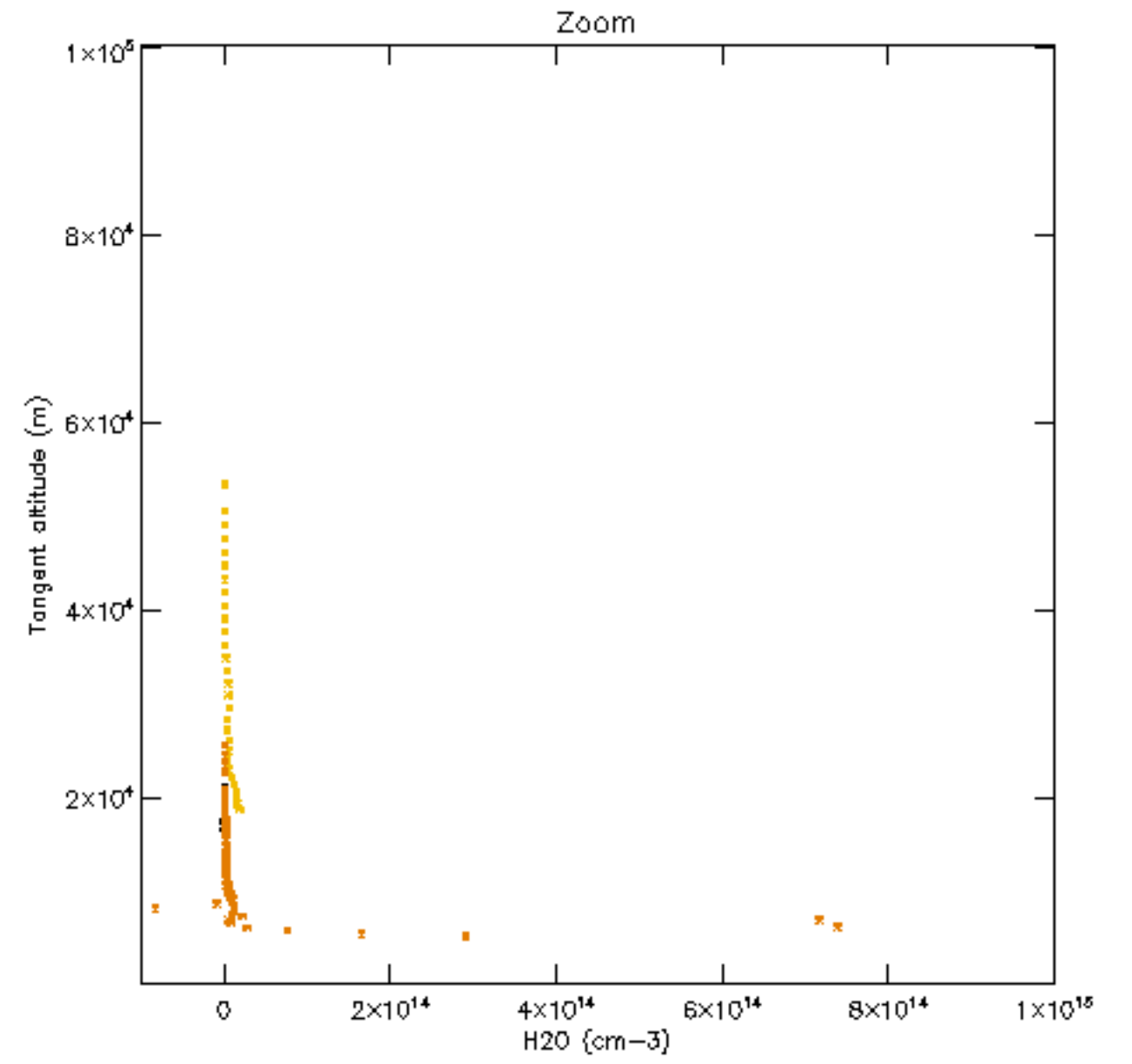
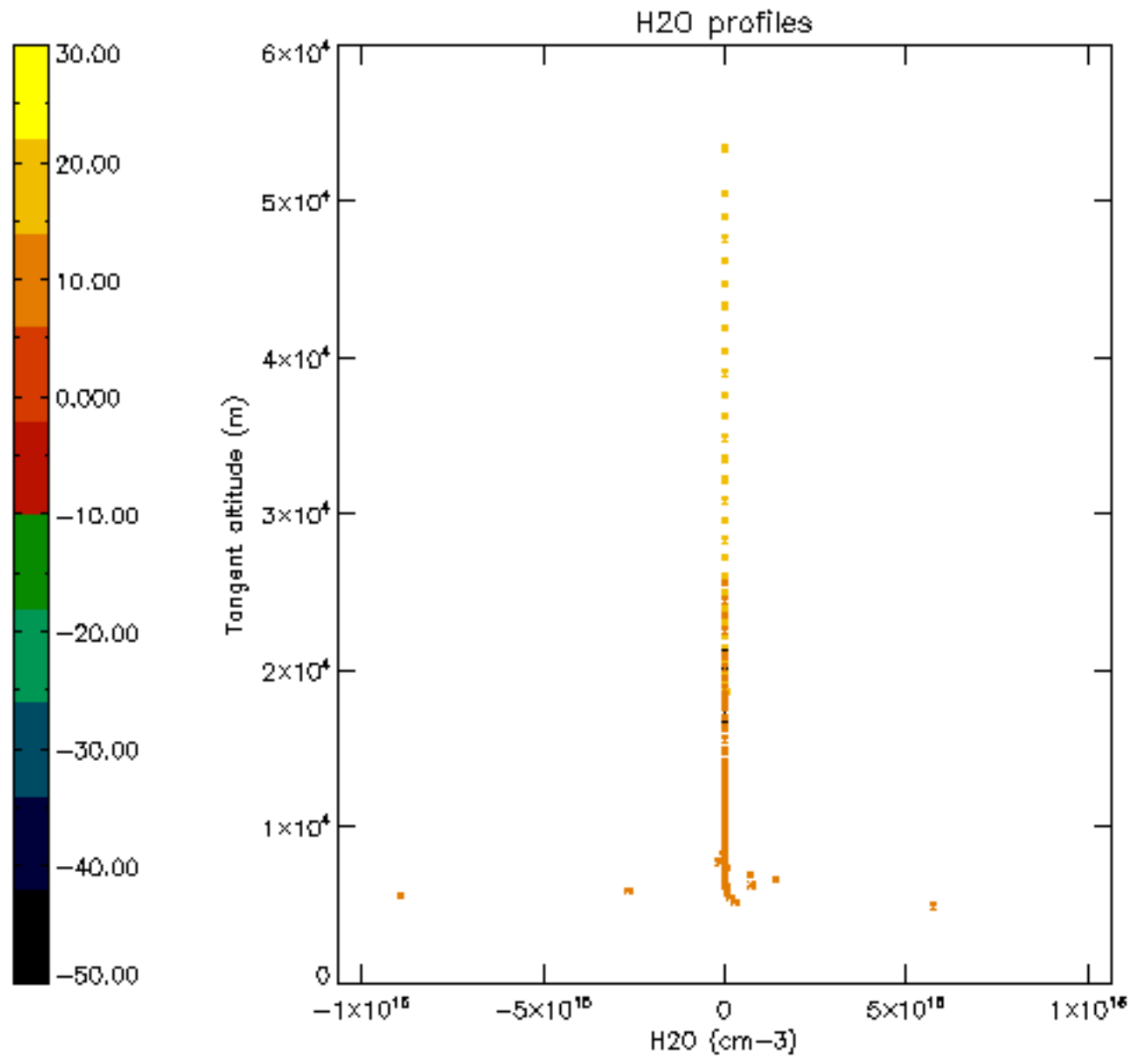


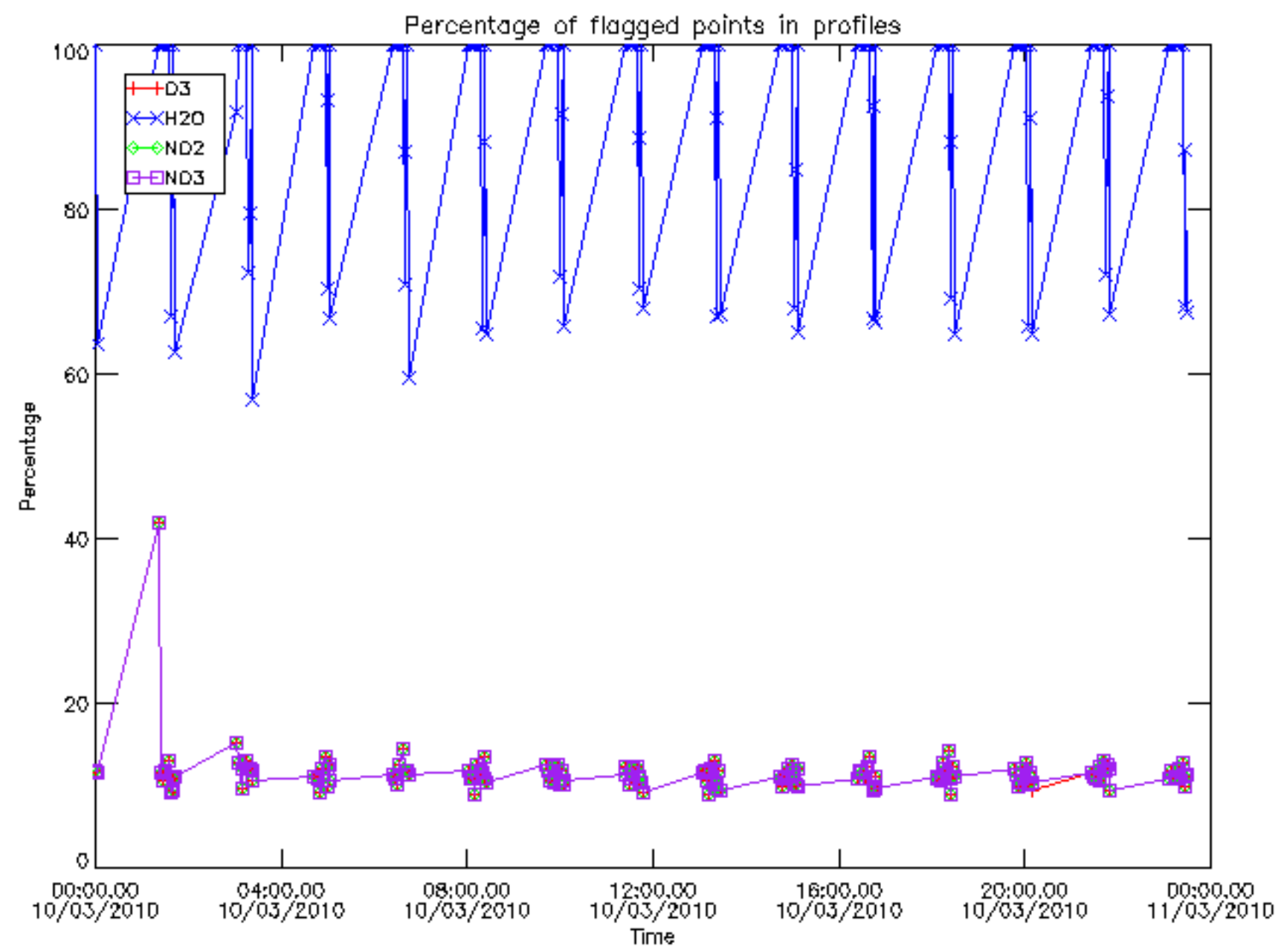




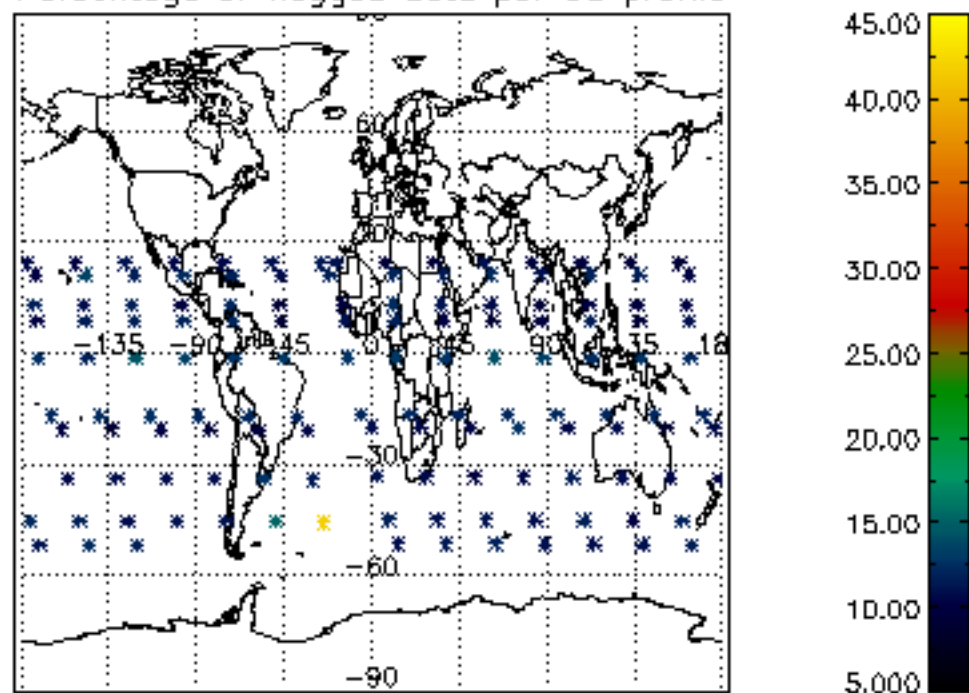




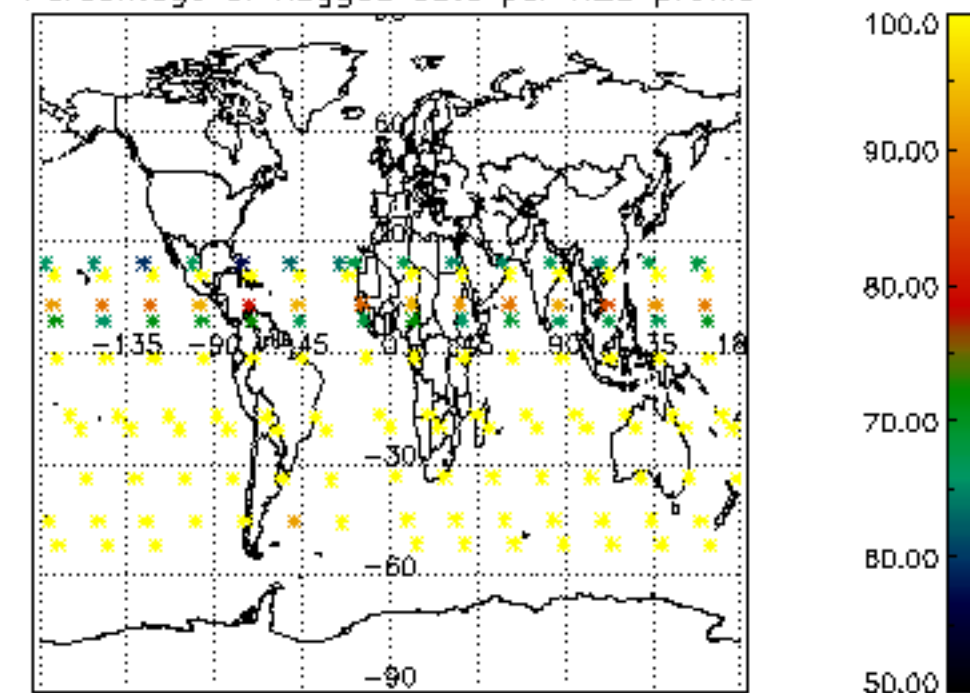




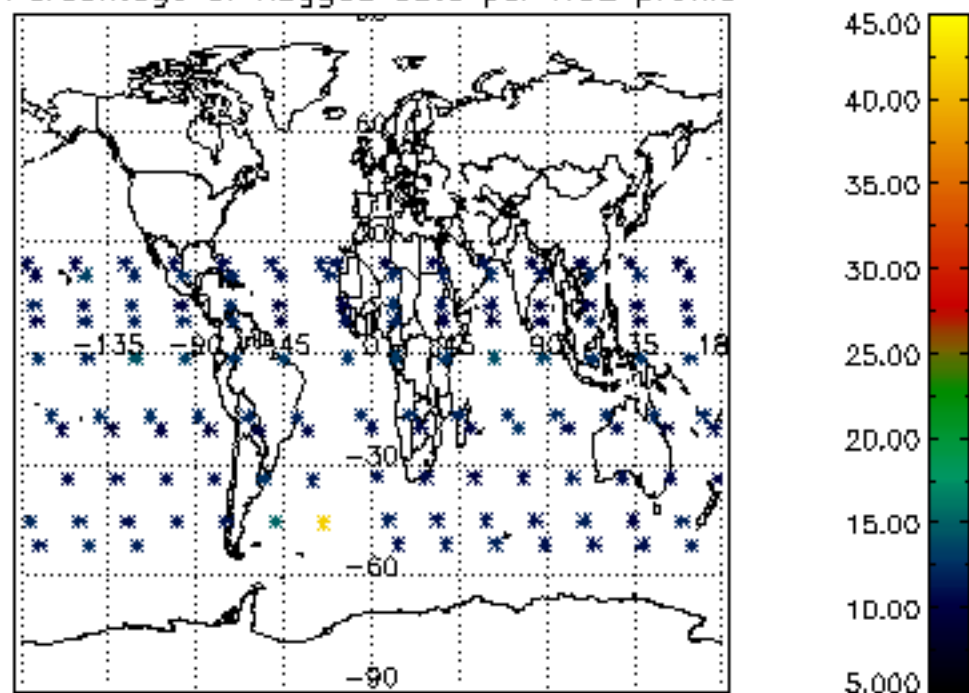
Percentage of flagged data per D3 profile



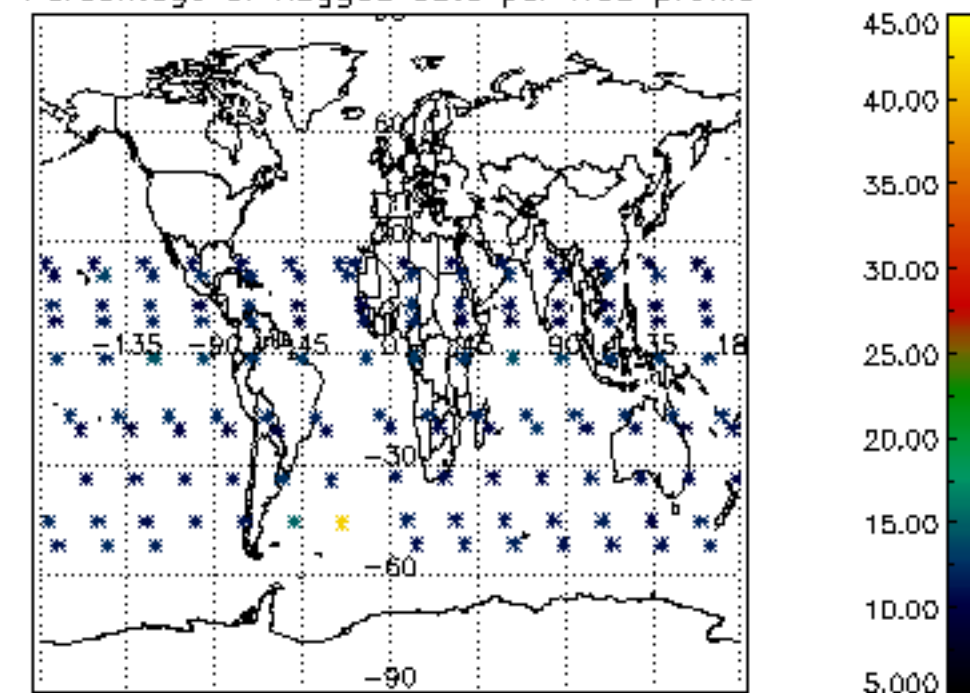
Percentage of flagged data per H2O profile

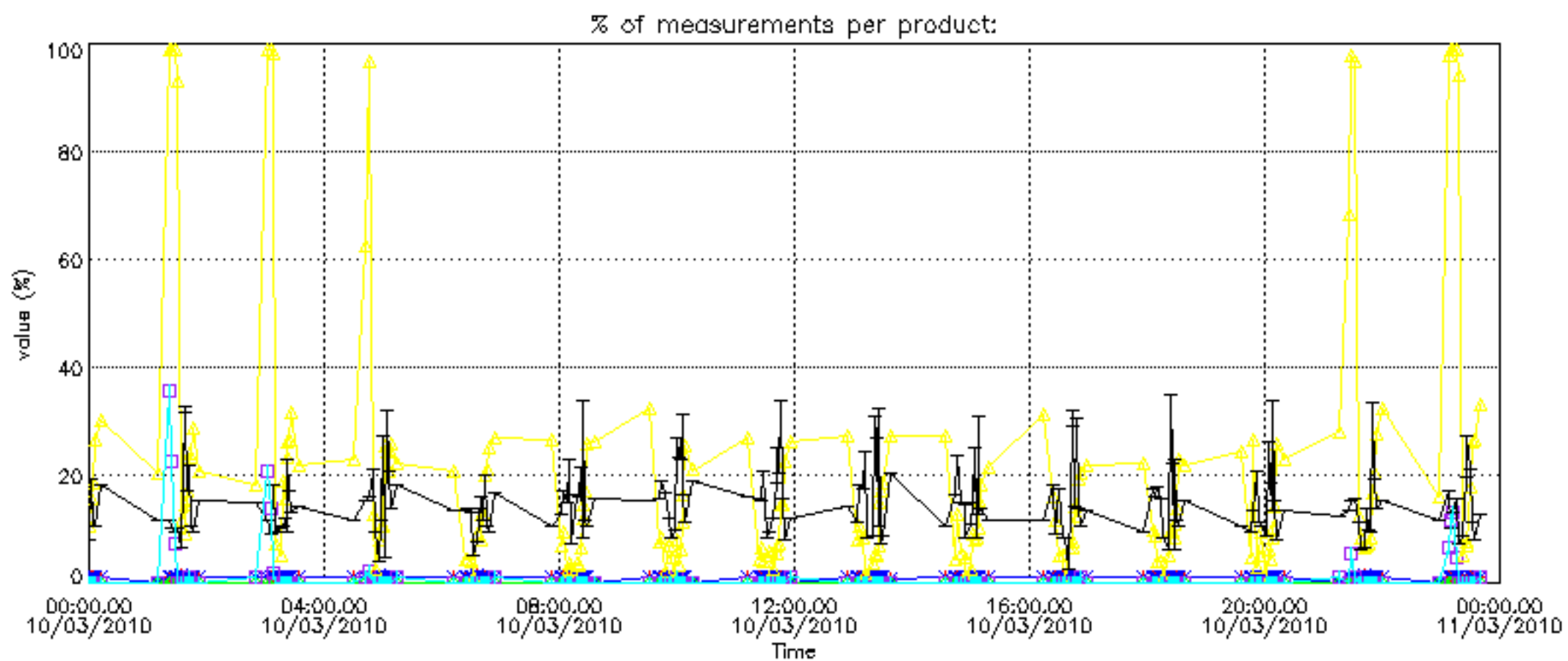


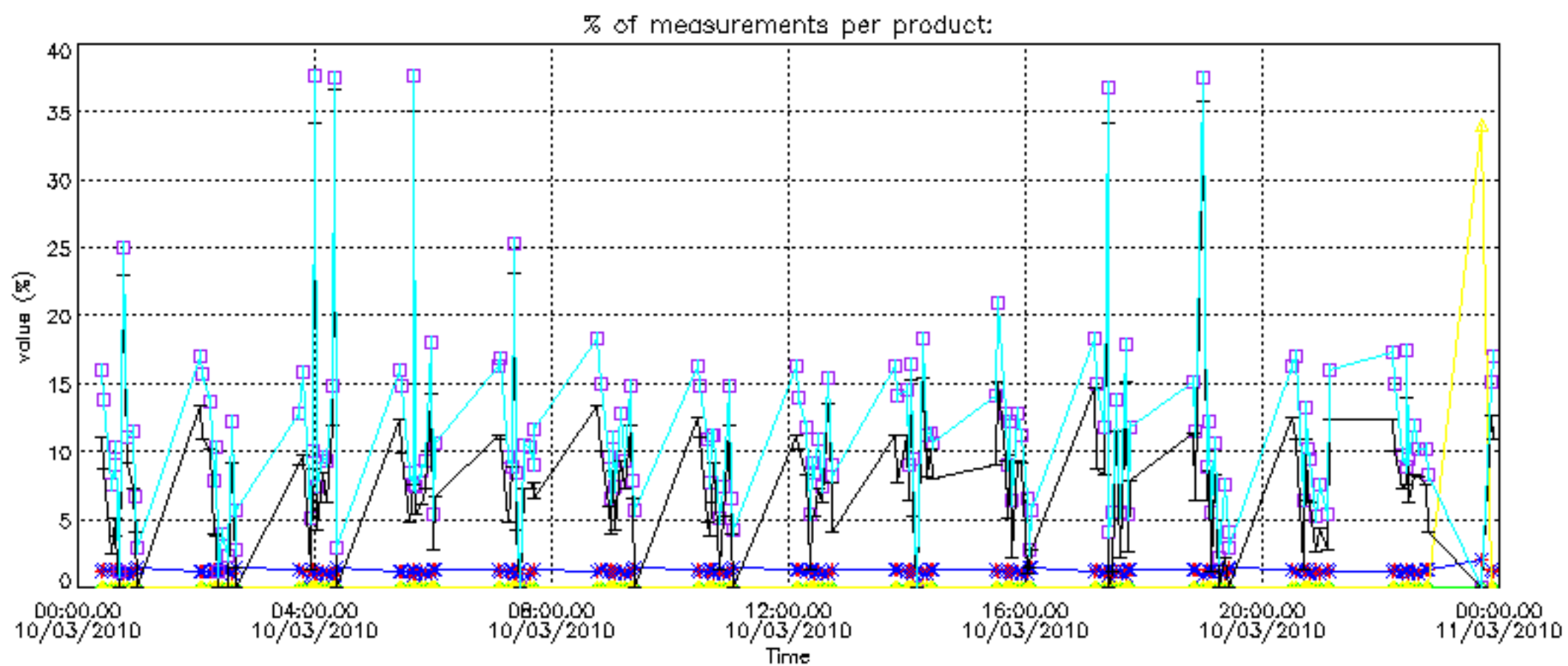
Percentage of flagged data per NO2 profile



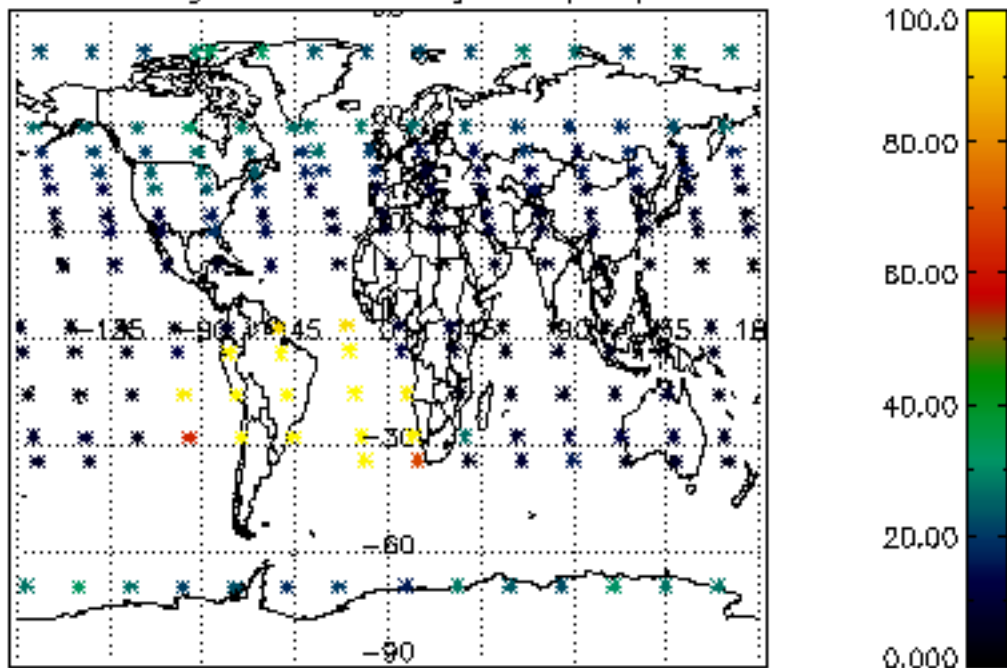
Percentage of flagged data per NO3 profile



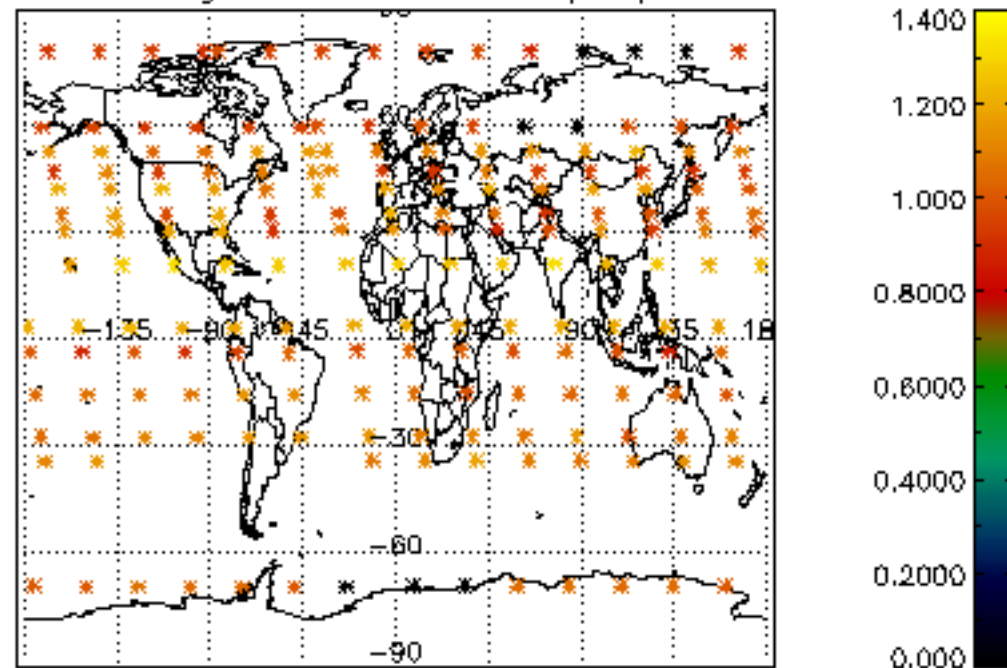




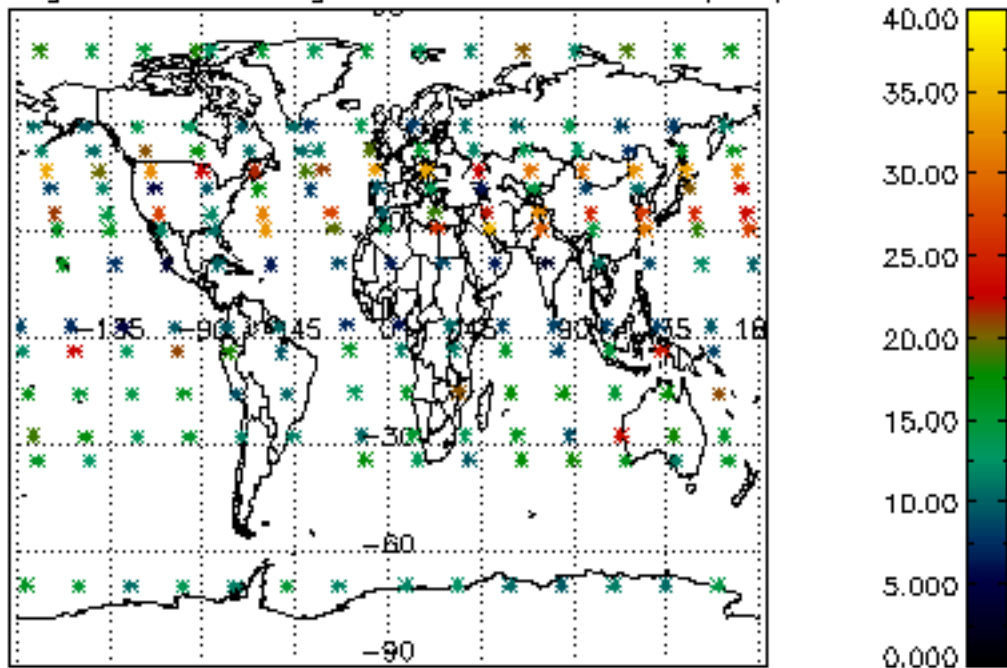
Percentage of cosmic ray hits per profile



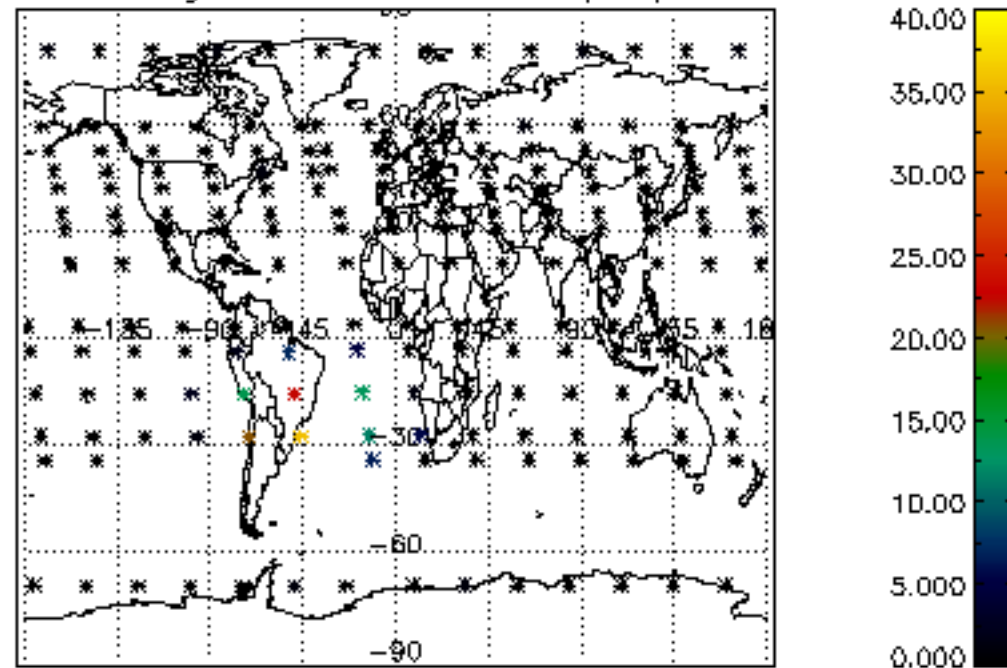
Percentage of datation errors per profile



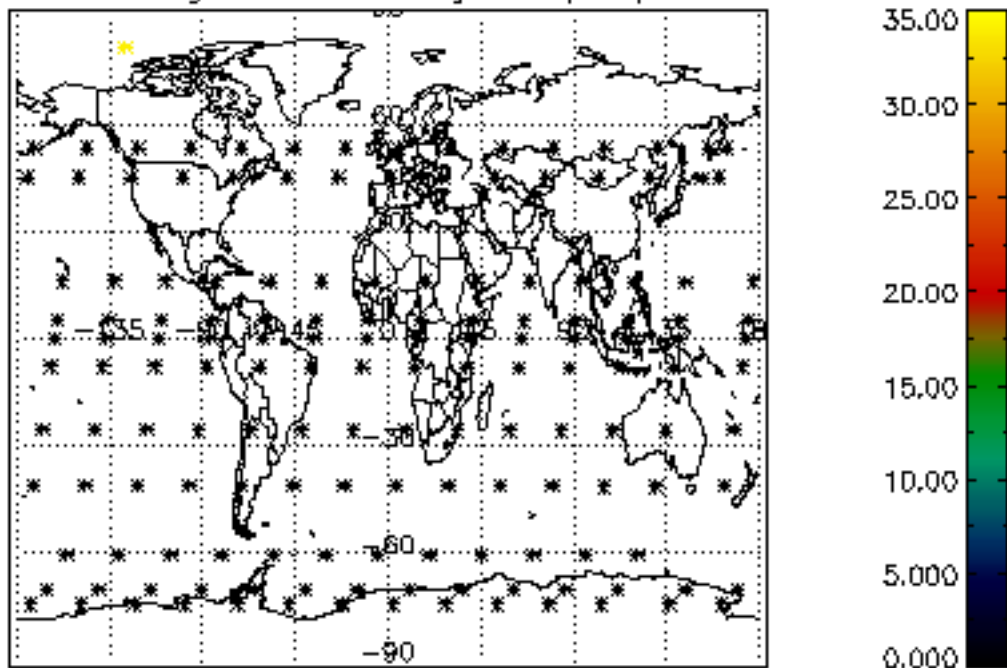
Percentage of star falling outside central band per profile



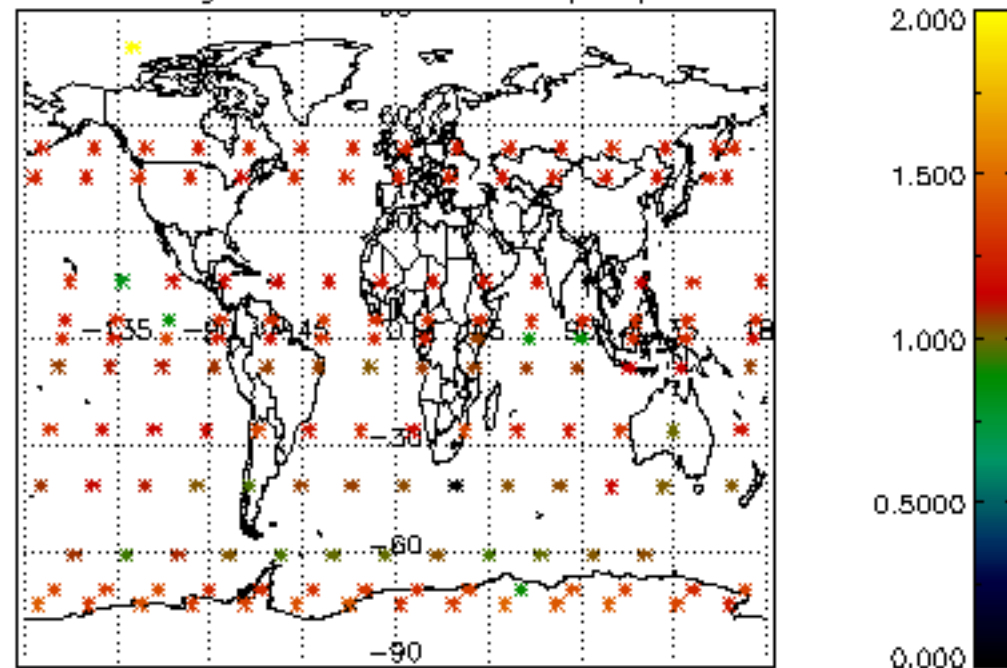
Percentage of saturation errors per profile



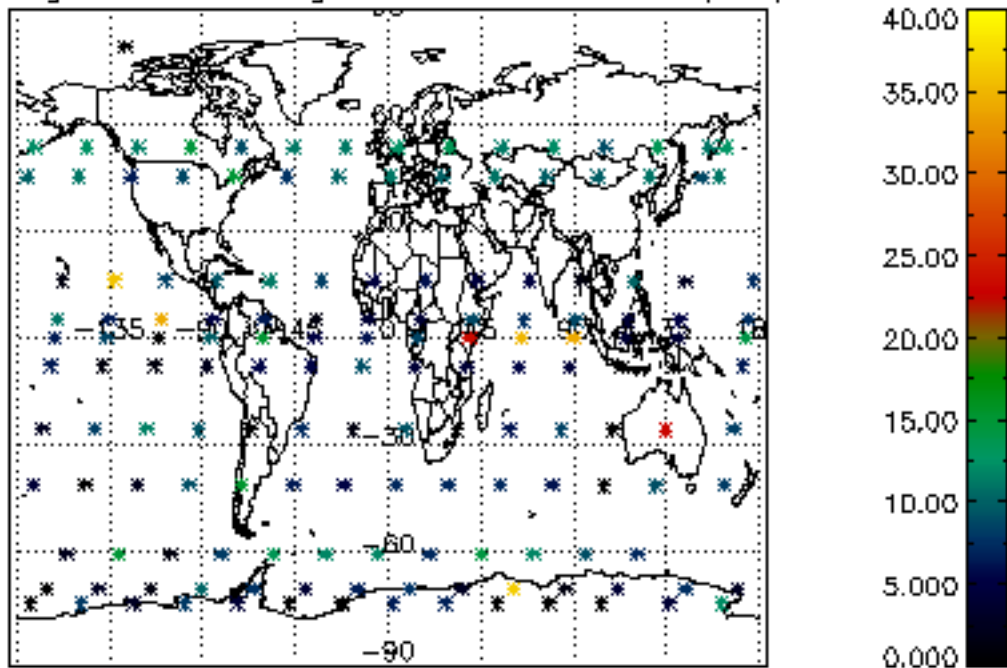
Percentage of cosmic ray hits per profile



Percentage of datation errors per profile



Percentage of star falling outside central band per profile



Percentage of saturation errors per profile

