

GOMOS Level 2 Daily Report

SUMMARY

[1. General Info](#)

[2. Summary of processed GOM_NL_2P products](#)

[3. Level 2 Quality information per product](#)

[3.1 Plot of level 2 quality information per product \(time dependant\)](#)

[3.2 Plot of level 2 quality information per product \(world map\)](#)

[4. Level 1 Quality information per product \(stored on level 2 products\)](#)

[4.1 Plot of level 1 quality information per product \(time dependant\)](#)

[4.1.1 Plot of level 1 quality information per product \(time dependant\): ASCENDING](#)

[4.1.2 Plot of level 1 quality information per product \(time dependant\): DESCENDING](#)

[4.2 Plot of level 1 quality information per product \(world map\)](#)

[4.2.1 Plot of level 1 quality information per product \(world map\): ASCENDING](#)

[4.2.2 Plot of level 1 quality information per product \(world map\): DESCENDING](#)

[5. Ozone profiles based on quality statistics and other trace gas profiles](#)

[5.1 Ozone statistics based on quality of products](#)

[5.2 Plot ozone profiles for all STD \(dark without errors\)](#)

[5.3 Plot ozone profiles where STD < 20% \(dark without errors\)](#)

[5.4. Plot ozone profiles where STD < 10% \(dark without errors\)](#)

[5.5. Plot ozone profiles where STD < 5% \(dark without errors\)](#)

[5.6 Plot NO2 profiles for all STD \(dark without errors\)](#)

[5.7 Plot NO3 profiles for all STD \(dark without errors\)](#)

[5.8 Plot H2O profiles \(only for occultations of stars 1,2,3,4,13,14,16,26,63 dark without errors\) for all STD](#)

[6. Auxiliary Data Files used for the production reported in section 2](#)

This report presents the daily analysis on parameters extracted from GOMOS level 2 data (GOM_NL__2P). It is intended to monitor some important parameters that will impact the quality of these products. A list of level 2 products (and content) that have arrived during the reporting day to the PCF is also given.

Item	Value
Time of report generation	26APR2013 18:05:25
Data source version	GOMOS/6.01
Start time of products	09-03-2010 (09MAR2010 00:00:00)
Stop time of products	10-03-2010 (10MAR2010 00:00:00)
Store outputs in DB	Yes
Nb of level 2 prods	350
Nb of prods with errors	0

2. Summary of processed GOM_NL__2P products.

Nr	Filename	UTC Start time	Limb	Duration	Star Id	Star Name	Star Mag	Star Temp	Nb Meas	Orbit	Prod. error
1	GOM_NL__2PRFIN20100309_000015_000000492087_00302_41939_8371.N1	09-MAR-2010 00:00:15	Bright	49.000	168	17Zet Aql	2.9860	11000.	98	41939	No
2	GOM_NL__2PRFIN20100309_001020_000000462087_00302_41939_8372.N1	09-MAR-2010 00:10:20	Dark	46.000	155	41Pi Sgr	2.9000	6600.0	92	41939	No
3	GOM_NL__2PRFIN20100309_001216_000000472087_00302_41939_8373.N1	09-MAR-2010 00:12:16	Dark	47.000	57	34Sig Sgr	2.0660	26000.	94	41939	No
4	GOM_NL__2PRFIN20100309_001534_000000492087_00302_41939_8374.N1	09-MAR-2010 00:15:34	Dark	49.000	38	20Eps Sgr	1.8360	11000.	98	41939	No
5	GOM_NL__2PRFIN20100309_001838_000000452087_00302_41939_8375.N1	09-MAR-2010 00:18:38	Dark	44.500	85	Kap Sco	2.4070	28000.	89	41939	No
6	GOM_NL__2PRFIN20100309_002157_000000492087_00303_41940_8360.N1	09-MAR-2010 00:21:57	Dark	49.000	141	Bet Ara	2.8400	4600.0	98	41940	No
7	GOM_NL__2PRFIN20100309_002549_000000392087_00303_41940_8361.N1	09-MAR-2010 00:25:49	Dark	38.500	134	Bet TrA	2.8100	6600.0	77	41940	No
8	GOM_NL__2PRFIN20100309_002831_000000562087_00303_41940_8362.N1	09-MAR-2010 00:28:31	Dark	56.000	4	Alp1Cen	-0.010000	5800.0	112	41940	No
9	GOM_NL__2PRFIN20100309_002948_000000532087_00303_41940_8363.N1	09-MAR-2010 00:29:48	Dark	52.500	10	Bet Cen	0.61000	28000.	105	41940	No
10	GOM_NL__2PRFIN20100309_003145_000000432087_00303_41940_8364.N1	09-MAR-2010 00:31:45	Dark	43.000	77	Eps Cen	2.3030	28000.	86	41940	No
11	GOM_NL__2PRFIN20100309_003313_000000552087_00303_41940_8365.N1	09-MAR-2010 00:33:13	Dark	55.000	26	Gam Cru	1.6240	2900.0	110	41940	No
12	GOM_NL__2PRFIN20100309_003449_000000442087_00303_41940_8366.N1	09-MAR-2010 00:34:49	Straylight	44.000	64	Gam Cen	2.2000	10600.	88	41940	No
13	GOM_NL__2PRFIN20100309_003644_000000542087_00303_41940_8367.N1	09-MAR-2010 00:36:44	Straylight	54.000	123	Iot Cen	2.7500	10200.	108	41940	No
14	GOM_NL__2PRFIN20100309_004352_000000562087_00303_41940_8368.N1	09-MAR-2010 00:43:52	Straylight	56.000	171	2Eps Crv	3.0010	4250.0	112	41940	No
15	GOM_NL__2PRFIN20100309_005524_000000412087_00303_41940_8369.N1	09-MAR-2010 00:55:24	Bright	41.000	22	32Alp Leo	1.3600	15200.	82	41940	No
16	GOM_NL__2PRFIN20100309_005748_000000422087_00303_41940_8370.N1	09-MAR-2010 00:57:48	Bright	42.000	51	41Gam1Leo	2.0100	4500.0	84	41940	No
17	GOM_NL__2PRFIN20100309_010606_000000422087_00303_41940_8371.N1	09-MAR-2010 01:06:06	Bright	42.000	174	52Psi UMa	3.0040	4400.0	84	41940	No
18	GOM_NL__2PRFIN20100309_010907_000000392087_00303_41940_8372.N1	09-MAR-2010 01:09:07	Bright	38.500	82	48Bet UMa	2.3650	10600.	77	41940	No
19	GOM_NL__2PRFIN20100309_011033_000000422087_00303_41940_8373.N1	09-MAR-2010 01:10:33	Bright	41.500	36	50Alp UMa	1.8000	6300.0	83	41940	No
20	GOM_NL__2PRFIN20100309_011746_000000432087_00303_41940_8374.N1	09-MAR-2010 01:17:46	Bright	42.500	60	7Bet UMi	2.0810	3950.0	85	41940	No
21	GOM_NL__2PRFIN20100309_012212_000000502087_00303_41940_8375.N1	09-MAR-2010 01:22:12	Bright	49.500	119	14Eta Dra	2.7270	4700.0	99	41940	No
22	GOM_NL__2PRFIN20100309_012655_000000302087_00303_41940_8376.N1	09-MAR-2010 01:26:55	Twilight_stray	30.000	130	23Bet Dra	2.7990	5800.0	60	41940	No
23	GOM_NL__2PRFIN20100309_013029_000000372087_00303_41940_8377.N1	09-MAR-2010 01:30:29	Bright	36.500	144	18Del Cyg	2.8600	11000.	73	41940	No
24	GOM_NL__2PRFIN20100309_013147_000000352087_00303_41940_8378.N1	09-MAR-2010 01:31:47	Bright	35.000	66	37Gam Cyg	2.2080	5900.0	70	41940	No
25	GOM_NL__2PRFIN20100309_014051_000000492087_00303_41940_8379.N1	09-MAR-2010 01:40:51	Bright	48.500	168	17Zet Aql	2.9860	11000.	97	41940	No
26	GOM_NL__2PRFIN20100309_015057_000000452087_00303_41940_8380.N1	09-MAR-2010 01:50:57	Dark	44.500	155	41Pi Sgr	2.9000	6600.0	89	41940	No
27	GOM_NL__2PRFIN20100309_015253_000000452087_00303_41940_8381.N1	09-MAR-2010 01:52:53	Dark	44.500	57	34Sig Sgr	2.0660	26000.	89	41940	No
28	GOM_NL__2PRFIN20100309_015611_000000452087_00303_41940_8382.N1	09-MAR-2010 01:56:11	Dark	45.000	38	20Eps Sgr	1.8360	11000.	90	41940	No
29	GOM_NL__2PRFIN20100309_020233_000000422087_00304_41941_8368.N1	09-MAR-2010 02:02:33	Dark	42.000	141	Bet Ara	2.8400	4600.0	84	41941	No
30	GOM_NL__2PRFIN20100309_020626_000000402087_00304_41941_8369.N1	09-MAR-2010 02:06:26	Dark	39.500	134	Bet TrA	2.8100	6600.0	79	41941	No
31	GOM_NL__2PRFIN20100309_020907_000000572087_00304_41941_8370.N1	09-MAR-2010 02:09:07	Dark	57.000	4	Alp1Cen	-0.010000	5800.0	114	41941	No
32	GOM_NL__2PRFIN20100309_021024_000000412087_00304_41941_8371.N1	09-MAR-2010 02:10:24	Dark	40.500	10	Bet Cen	0.61000	28000.	81	41941	No
33	GOM_NL__2PRFIN20100309_021222_000000432087_00304_41941_8372.N1	09-MAR-2010 02:12:22	Dark	42.500	77	Eps Cen	2.3030	28000.	85	41941	No
34	GOM_NL__2PRFIN20100309_021349_000000472087_00304_41941_8373.N1	09-MAR-2010 02:13:49	Dark	47.000	26	Gam Cru	1.6240	2900.0	94	41941	No
35	GOM_NL__2PRFIN20100309_021525_000000482087_00304_41941_8374.N1	09-MAR-2010 02:15:25	Straylight	47.500	64	Gam Cen	2.2000	10600.	95	41941	No
36	GOM_NL__2PRFIN20100309_021720_000000542087_00304_41941_8375.N1	09-MAR-2010 02:17:20	Straylight	54.000	123	Iot Cen	2.7500	10200.	108	41941	No
37	GOM_NL__2PRFIN20100309_022429_000000552087_00304_41941_8376.N1	09-MAR-2010 02:24:29	Straylight	54.500	171	2Eps Crv	3.0010	4250.0	109	41941	No
38	GOM_NL__2PRFIN20100309_023559_000000412087_00304_41941_8377.N1	09-MAR-2010 02:35:59	Bright	41.000	22	32Alp Leo	1.3600	15200.	82	41941	No
39	GOM_NL__2PRFIN20100309_023823_000000412087_00304_41941_8378.N1	09-MAR-2010 02:38:23	Bright	40.500	51	41Gam1Leo	2.0100	4500.0	81	41941	No
40	GOM_NL__2PRFIN20100309_024642_000000432087_00304_41941_8379.N1	09-MAR-2010 02:46:42	Bright	42.500	174	52Psi UMa	3.0040	4400.0	85	41941	No
41	GOM_NL__2PRFIN20100309_024943_000000392087_00304_41941_8380.N1	09-MAR-2010 02:49:43	Bright	39.000	82	48Bet UMa	2.3650	10600.	78	41941	No
42	GOM_NL__2PRFIN20100309_025109_000000422087_00304_41941_8381.N1	09-MAR-2010 02:51:09	Bright	41.500	36	50Alp UMa	1.8000	6300.0	83	41941	No

43	GOM_NL__2PRFIN20100309_025821_000000382087_00304_41941_8382.N1	09-MAR-2010 02:58:21	Bright	38.000	60	7Bet UMi	2.0810	3950.0	76	41941	No
44	GOM_NL__2PRFIN20100309_030247_000000442087_00304_41941_8383.N1	09-MAR-2010 03:02:47	Bright	43.500	119	14Eta Dra	2.7270	4700.0	87	41941	No
45	GOM_NL__2PRFIN20100309_030731_000000302087_00304_41941_8384.N1	09-MAR-2010 03:07:31	Tw_i_and_stray	30.000	130	23Bet Dra	2.7990	5800.0	60	41941	No
46	GOM_NL__2PRFIN20100309_031105_000000552087_00304_41941_8385.N1	09-MAR-2010 03:11:05	Bright	55.000	144	18Del Cyg	2.8600	11000.	110	41941	No
47	GOM_NL__2PRFIN20100309_031224_000000382087_00304_41941_8386.N1	09-MAR-2010 03:12:24	Bright	38.000	66	37Gam Cyg	2.2080	5900.0	76	41941	No
48	GOM_NL__2PRFIN20100309_032127_000000492087_00304_41941_8387.N1	09-MAR-2010 03:21:27	Bright	49.000	168	17Zet Aql	2.9860	11000.	98	41941	No
49	GOM_NL__2PRFIN20100309_033134_000000442087_00304_41941_8388.N1	09-MAR-2010 03:31:34	Dark	44.000	155	41Pi Sgr	2.9000	6600.0	88	41941	No
50	GOM_NL__2PRFIN20100309_033329_000000432087_00304_41941_8389.N1	09-MAR-2010 03:33:29	Dark	42.500	57	34Sig Sgr	2.0660	26000.	85	41941	No
51	GOM_NL__2PRFIN20100309_033648_000000482087_00304_41941_8390.N1	09-MAR-2010 03:36:48	Dark	48.000	38	20Eps Sgr	1.8360	11000.	96	41941	No
52	GOM_NL__2PRFIN20100309_033952_000000512087_00304_41941_8391.N1	09-MAR-2010 03:39:52	Dark	51.000	85	Kap Sco	2.4070	28000.	102	41941	No
53	GOM_NL__2PRFIN20100309_034310_000000472087_00305_41942_8376.N1	09-MAR-2010 03:43:10	Dark	46.500	141	Bet Ara	2.8400	4600.0	93	41942	No
54	GOM_NL__2PRFIN20100309_034703_000000402087_00305_41942_8377.N1	09-MAR-2010 03:47:03	Dark	40.000	134	Bet TrA	2.8100	6600.0	80	41942	No
55	GOM_NL__2PRFIN20100309_034944_000000442087_00305_41942_8378.N1	09-MAR-2010 03:49:44	Dark	44.000	4	Alp1Cen	-0.010000	5800.0	88	41942	No
56	GOM_NL__2PRFIN20100309_035101_000000492087_00305_41942_8379.N1	09-MAR-2010 03:51:01	Dark	48.500	10	Bet Cen	0.61000	28000.	97	41942	No
57	GOM_NL__2PRFIN20100309_035259_000000412087_00305_41942_8380.N1	09-MAR-2010 03:52:59	Dark	41.000	77	Eps Cen	2.3030	28000.	82	41942	No
58	GOM_NL__2PRFIN20100309_035426_000000492087_00305_41942_8381.N1	09-MAR-2010 03:54:26	Dark	48.500	26	Gam Cru	1.6240	2900.0	97	41942	No
59	GOM_NL__2PRFIN20100309_035602_000000452087_00305_41942_8382.N1	09-MAR-2010 03:56:02	Straylight	44.500	64	Gam Cen	2.2000	10600.	89	41942	No
60	GOM_NL__2PRFIN20100309_035757_000000562087_00305_41942_8383.N1	09-MAR-2010 03:57:57	Straylight	55.500	123	lot Cen	2.7500	10200.	111	41942	No
61	GOM_NL__2PRFIN20100309_040505_000000512087_00305_41942_8384.N1	09-MAR-2010 04:05:05	Straylight	50.500	171	2Eps Crv	3.0010	4250.0	101	41942	No
62	GOM_NL__2PRFIN20100309_041635_000000412087_00305_41942_8385.N1	09-MAR-2010 04:16:35	Bright	41.000	22	32Alp Leo	1.3600	15200.	82	41942	No
63	GOM_NL__2PRFIN20100309_041859_000000402087_00305_41942_8386.N1	09-MAR-2010 04:18:59	Bright	40.000	51	41Gam1Leo	2.0100	4500.0	80	41942	No
64	GOM_NL__2PRFIN20100309_042717_000000402087_00305_41942_8387.N1	09-MAR-2010 04:27:17	Bright	40.000	174	52Psi UMa	3.0040	4400.0	80	41942	No
65	GOM_NL__2PRFIN20100309_043019_000000392087_00305_41942_8388.N1	09-MAR-2010 04:30:19	Bright	39.000	82	48Bet UMa	2.3650	10600.	78	41942	No
66	GOM_NL__2PRFIN20100309_043144_000000392087_00305_41942_8389.N1	09-MAR-2010 04:31:44	Bright	39.000	36	50Alp UMa	1.8000	6300.0	78	41942	No
67	GOM_NL__2PRFIN20100309_043407_000000252087_00305_41942_8390.N1	09-MAR-2010 04:34:07	Tw_i_and_stray	25.000	32	77Eps UMa	1.7630	11000.	50	41942	No
68	GOM_NL__2PRFIN20100309_043856_000000382087_00305_41942_8391.N1	09-MAR-2010 04:38:56	Bright	37.500	60	7Bet UMi	2.0810	3950.0	75	41942	No
69	GOM_NL__2PRFIN20100309_044323_000000492087_00305_41942_8392.N1	09-MAR-2010 04:43:23	Bright	49.000	119	14Eta Dra	2.7270	4700.0	98	41942	No
70	GOM_NL__2PRFIN20100309_044806_000000252087_00305_41942_8393.N1	09-MAR-2010 04:48:06	Tw_i_and_stray	25.000	130	23Bet Dra	2.7990	5800.0	50	41942	No
71	GOM_NL__2PRFIN20100309_044853_000000502087_00305_41942_8394.N1	09-MAR-2010 04:48:53	Bright	50.000	69	33Gam Dra	2.2310	3800.0	100	41942	No
72	GOM_NL__2PRFIN20100309_045141_000000562087_00305_41942_8395.N1	09-MAR-2010 04:51:41	Bright	56.000	144	18Del Cyg	2.8600	11000.	112	41942	No
73	GOM_NL__2PRFIN20100309_045300_000000342087_00305_41942_8396.N1	09-MAR-2010 04:53:00	Bright	34.000	66	37Gam Cyg	2.2080	5900.0	68	41942	No
74	GOM_NL__2PRFIN20100309_050204_000000462087_00305_41942_8397.N1	09-MAR-2010 05:02:04	Bright	46.000	168	17Zet Aql	2.9860	11000.	92	41942	No
75	GOM_NL__2PRFIN20100309_051210_000000452087_00305_41942_8398.N1	09-MAR-2010 05:12:10	Dark	44.500	155	41Pi Sgr	2.9000	6600.0	89	41942	No
76	GOM_NL__2PRFIN20100309_051406_000000432087_00305_41942_8399.N1	09-MAR-2010 05:14:06	Dark	42.500	57	34Sig Sgr	2.0660	26000.	85	41942	No
77	GOM_NL__2PRFIN20100309_051725_000000502087_00305_41942_8400.N1	09-MAR-2010 05:17:25	Dark	49.500	38	20Eps Sgr	1.8360	11000.	99	41942	No
78	GOM_NL__2PRFIN20100309_052029_000000462087_00305_41942_8401.N1	09-MAR-2010 05:20:29	Dark	46.000	85	Kap Sco	2.4070	28000.	92	41942	No
79	GOM_NL__2PRFIN20100309_052346_000000502087_00306_41943_8400.N1	09-MAR-2010 05:23:46	Dark	49.500	141	Bet Ara	2.8400	4600.0	99	41943	No
80	GOM_NL__2PRFIN20100309_052739_000000372087_00306_41943_8401.N1	09-MAR-2010 05:27:39	Dark	36.500	134	Bet TrA	2.8100	6600.0	73	41943	No
81	GOM_NL__2PRFIN20100309_053021_000000432087_00306_41943_8402.N1	09-MAR-2010 05:30:21	Dark	43.000	4	Alp1Cen	-0.010000	5800.0	86	41943	No
82	GOM_NL__2PRFIN20100309_053137_000000482087_00306_41943_8403.N1	09-MAR-2010 05:31:37	Dark	48.000	10	Bet Cen	0.61000	28000.	96	41943	No
83	GOM_NL__2PRFIN20100309_053335_000000442087_00306_41943_8404.N1	09-MAR-2010 05:33:35	Dark	43.500	77	Eps Cen	2.3030	28000.	87	41943	No
84	GOM_NL__2PRFIN20100309_053502_000000472087_00306_41943_8405.N1	09-MAR-2010 05:35:02	Dark	46.500	26	Gam Cru	1.6240	2900.0	93	41943	No
85	GOM_NL__2PRFIN20100309_053638_000000492087_00306_41943_8406.N1	09-MAR-2010 05:36:38	Straylight	48.500	64	Gam Cen	2.2000	10600.	97	41943	No
86	GOM_NL__2PRFIN20100309_053833_000000522087_00306_41943_8407.N1	09-MAR-2010 05:38:33	Straylight	51.500	123	lot Cen	2.7500	10200.	103	41943	No
87	GOM_NL__2PRFIN20100309_054541_000000562087_00306_41943_8408.N1	09-MAR-2010 05:45:41	Straylight	56.000	171	2Eps Crv	3.0010	4250.0	112	41943	No
88	GOM_NL__2PRFIN20100309_055711_000000412087_00306_41943_8409.N1	09-MAR-2010 05:57:11	Bright	41.000	22	32Alp Leo	1.3600	15200.	82	41943	No
89	GOM_NL__2PRFIN20100309_055935_000000432087_00306_41943_8410.N1	09-MAR-2010 05:59:35	Bright	43.000	51	41Gam1Leo	2.0100	4500.0	86	41943	No
90	GOM_NL__2PRFIN20100309_060753_000000432087_00306_41943_8411.N1	09-MAR-2010 06:07:53	Bright	43.000	174	52Psi UMa	3.0040	4400.0	86	41943	No
91	GOM_NL__2PRFIN20100309_061054_000000402087_00306_41943_8412.N1	09-MAR-2010 06:10:54	Bright	39.500	82	48Bet UMa	2.3650	10600.	79	41943	No
92	GOM_NL__2PRFIN20100309_061220_000000422087_00306_41943_8413.N1	09-MAR-2010 06:12:20	Bright	41.500	36	50Alp UMa	1.8000	6300.0	83	41943	No
93	GOM_NL__2PRFIN20100309_061442_000000252087_00306_41943_8414.N1	09-MAR-2010 06:14:42	Tw_i_and_stray	25.000	32	77Eps UMa	1.7630	11000.	50	41943	No
94	GOM_NL__2PRFIN20100309_061932_000000422087_00306_41943_8415.N1	09-MAR-2010 06:19:32	Bright	42.000	60	7Bet UMi	2.0810	3950.0	84	41943	No
95	GOM_NL__2PRFIN20100309_062358_000000482087_00306_41943_8416.N1	09-MAR-2010 06:23:58	Bright	47.500	119	14Eta Dra	2.7270	4700.0	95	41943	No
96	GOM_NL__2PRFIN20100309_062842_000000252087_00306_41943_8417.N1	09-MAR-2010 06:28:42	Tw_i_and_stray	25.000	130	23Bet Dra	2.7990	5800.0	50	41943	No
97	GOM_NL__2PRFIN20100309_062929_000000502087_00306_41943_8418.N1	09-MAR-2010 06:29:29	Bright	49.500	69	33Gam Dra	2.2310	3800.0	99	41943	No
98	GOM_NL__2PRFIN20100309_063217_000000562087_00306_41943_8419.N1	09-MAR-2010 06:32:17	Bright	56.000	144	18Del Cyg	2.8600	11000.	112	41943	No
99	GOM_NL__2PRFIN20100309_063336_000000352087_00306_41943_8420.N1	09-MAR-2010 06:33:36	Bright	35.000	66	37Gam Cyg	2.2080	5900.0	70	41943	No
100	GOM_NL__2PRFIN20100309_064241_000000492087_00306_41943_8421.N1	09-MAR-2010 06:42:41	Bright	48.500	168	17Zet Aql	2.9860	11000.	97	41943	No
101	GOM_NL__2PRFIN20100309_065247_000000452087_00306_41943_8422.N1	09-MAR-2010 06:52:47	Dark	45.000	155	41Pi Sgr	2.9000	6600.0	90	41943	No

102	GOM_NL__2PRFIN20100309_065443_000000452087_00306_41943_8423.N1	09-MAR-2010 06:54:43	Dark	45.000	57	34Sig Sgr	2.0660	26000.	90	41943	No
103	GOM_NL__2PRFIN20100309_065801_000000452087_00306_41943_8424.N1	09-MAR-2010 06:58:01	Dark	45.000	38	20Eps Sgr	1.8360	11000.	90	41943	No
104	GOM_NL__2PRFIN20100309_070105_000000452087_00306_41943_8425.N1	09-MAR-2010 07:01:05	Dark	44.500	85	Kap Sco	2.4070	28000.	89	41943	No
105	GOM_NL__2PRFIN20100309_070423_000000422087_00307_41944_8408.N1	09-MAR-2010 07:04:23	Dark	42.000	141	Bet Ara	2.8400	4600.0	84	41944	No
106	GOM_NL__2PRFIN20100309_070816_000000412087_00307_41944_8409.N1	09-MAR-2010 07:08:16	Dark	40.500	134	Bet TrA	2.8100	6600.0	81	41944	No
107	GOM_NL__2PRFIN20100309_071058_000000442087_00307_41944_8410.N1	09-MAR-2010 07:10:58	Dark	43.500	4	Alp1Cen	-0.010000	5800.0	87	41944	No
108	GOM_NL__2PRFIN20100309_071214_000000452087_00307_41944_8411.N1	09-MAR-2010 07:12:14	Dark	45.000	10	Bet Cen	0.61000	28000.	90	41944	No
109	GOM_NL__2PRFIN20100309_071412_000000422087_00307_41944_8412.N1	09-MAR-2010 07:14:12	Dark	42.000	77	Eps Cen	2.3030	28000.	84	41944	No
110	GOM_NL__2PRFIN20100309_071539_000000482087_00307_41944_8413.N1	09-MAR-2010 07:15:39	Dark	47.500	26	Gam Cru	1.6240	2900.0	95	41944	No
111	GOM_NL__2PRFIN20100309_071715_000000472087_00307_41944_8414.N1	09-MAR-2010 07:17:15	Straylight	46.500	64	Gam Cen	2.2000	10600.	93	41944	No
112	GOM_NL__2PRFIN20100309_071910_000000542087_00307_41944_8415.N1	09-MAR-2010 07:19:10	Straylight	54.000	123	lot Cen	2.7500	10200.	108	41944	No
113	GOM_NL__2PRFIN20100309_072618_000000532087_00307_41944_8416.N1	09-MAR-2010 07:26:18	Straylight	52.500	171	2Eps Crv	3.0010	4250.0	105	41944	No
114	GOM_NL__2PRFIN20100309_073747_000000412087_00307_41944_8417.N1	09-MAR-2010 07:37:47	Bright	40.500	22	32Alp Leo	1.3600	15200.	81	41944	No
115	GOM_NL__2PRFIN20100309_074011_000000422087_00307_41944_8418.N1	09-MAR-2010 07:40:11	Bright	42.000	51	41Gam1Leo	2.0100	4500.0	84	41944	No
116	GOM_NL__2PRFIN20100309_074828_000000422087_00307_41944_8419.N1	09-MAR-2010 07:48:28	Bright	42.000	174	52Psi UMa	3.0040	4400.0	84	41944	No
117	GOM_NL__2PRFIN20100309_075130_000000582087_00307_41944_8420.N1	09-MAR-2010 07:51:30	Bright	58.000	82	48Bet UMa	2.3650	10600.	116	41944	No
118	GOM_NL__2PRFIN20100309_075256_000000382087_00307_41944_8421.N1	09-MAR-2010 07:52:56	Bright	38.000	36	50Alp UMa	1.8000	6300.0	76	41944	No
119	GOM_NL__2PRFIN20100309_075517_000000282087_00307_41944_8422.N1	09-MAR-2010 07:55:17	Tw_i_and_stray	28.000	32	77Eps UMa	1.7630	11000.	56	41944	No
120	GOM_NL__2PRFIN20100309_080008_000000372087_00307_41944_8423.N1	09-MAR-2010 08:00:08	Bright	37.000	60	7Bet UMi	2.0810	3950.0	74	41944	No
121	GOM_NL__2PRFIN20100309_080434_000000482087_00307_41944_8424.N1	09-MAR-2010 08:04:34	Bright	47.500	119	14Eta Dra	2.7270	4700.0	95	41944	No
122	GOM_NL__2PRFIN20100309_081005_000000502087_00307_41944_8425.N1	09-MAR-2010 08:10:05	Bright	49.500	69	33Gam Dra	2.2310	3800.0	99	41944	No
123	GOM_NL__2PRFIN20100309_081253_000000382087_00307_41944_8426.N1	09-MAR-2010 08:12:53	Bright	37.500	144	18Del Cyg	2.8600	11000.	75	41944	No
124	GOM_NL__2PRFIN20100309_081412_000000382087_00307_41944_8427.N1	09-MAR-2010 08:14:12	Bright	38.000	66	37Gam Cyg	2.2080	5900.0	76	41944	No
125	GOM_NL__2PRFIN20100309_082317_000000452087_00307_41944_8428.N1	09-MAR-2010 08:23:17	Tw_i_and_stray	44.500	168	17Zet Aql	2.9860	11000.	89	41944	No
126	GOM_NL__2PRFIN20100309_083324_000000422087_00307_41944_8429.N1	09-MAR-2010 08:33:24	Dark	42.000	155	41Pi Sgr	2.9000	6600.0	84	41944	No
127	GOM_NL__2PRFIN20100309_083519_000000452087_00307_41944_8430.N1	09-MAR-2010 08:35:19	Dark	45.000	57	34Sig Sgr	2.0660	26000.	90	41944	No
128	GOM_NL__2PRFIN20100309_083838_000000492087_00307_41944_8431.N1	09-MAR-2010 08:38:38	Dark	49.000	38	20Eps Sgr	1.8360	11000.	98	41944	No
129	GOM_NL__2PRFIN20100309_084143_000000542087_00307_41944_8432.N1	09-MAR-2010 08:41:43	Dark	53.500	85	Kap Sco	2.4070	28000.	107	41944	No
130	GOM_NL__2PRFIN20100309_084500_000000492087_00308_41945_8416.N1	09-MAR-2010 08:45:00	Dark	48.500	141	Bet Ara	2.8400	4600.0	97	41945	No
131	GOM_NL__2PRFIN20100309_084852_000000412087_00308_41945_8417.N1	09-MAR-2010 08:48:52	Dark	40.500	134	Bet TrA	2.8100	6600.0	81	41945	No
132	GOM_NL__2PRFIN20100309_085134_000000432087_00308_41945_8418.N1	09-MAR-2010 08:51:34	Dark	43.000	4	Alp1Cen	-0.010000	5800.0	86	41945	No
133	GOM_NL__2PRFIN20100309_085250_000000432087_00308_41945_8419.N1	09-MAR-2010 08:52:50	Dark	43.000	10	Bet Cen	0.61000	28000.	86	41945	No
134	GOM_NL__2PRFIN20100309_085449_000000482087_00308_41945_8420.N1	09-MAR-2010 08:54:49	Dark	48.000	77	Eps Cen	2.3030	28000.	96	41945	No
135	GOM_NL__2PRFIN20100309_085615_000000552087_00308_41945_8421.N1	09-MAR-2010 08:56:15	Dark	55.000	26	Gam Cru	1.6240	2900.0	110	41945	No
136	GOM_NL__2PRFIN20100309_085751_000000452087_00308_41945_8422.N1	09-MAR-2010 08:57:51	Straylight	44.500	64	Gam Cen	2.2000	10600.	89	41945	No
137	GOM_NL__2PRFIN20100309_085947_000000542087_00308_41945_8423.N1	09-MAR-2010 08:59:47	Straylight	53.500	123	lot Cen	2.7500	10200.	107	41945	No
138	GOM_NL__2PRFIN20100309_090654_000000562087_00308_41945_8424.N1	09-MAR-2010 09:06:54	Straylight	56.000	171	2Eps Crv	3.0010	4250.0	112	41945	No
139	GOM_NL__2PRFIN20100309_091823_000000422087_00308_41945_8425.N1	09-MAR-2010 09:18:23	Bright	41.500	22	32Alp Leo	1.3600	15200.	83	41945	No
140	GOM_NL__2PRFIN20100309_092047_000000422087_00308_41945_8426.N1	09-MAR-2010 09:20:47	Bright	41.500	51	41Gam1Leo	2.0100	4500.0	83	41945	No
141	GOM_NL__2PRFIN20100309_092904_000000422087_00308_41945_8427.N1	09-MAR-2010 09:29:04	Bright	42.000	174	52Psi UMa	3.0040	4400.0	84	41945	No
142	GOM_NL__2PRFIN20100309_093205_000000392087_00308_41945_8428.N1	09-MAR-2010 09:32:05	Bright	38.500	82	48Bet UMa	2.3650	10600.	77	41945	No
143	GOM_NL__2PRFIN20100309_093331_000000392087_00308_41945_8429.N1	09-MAR-2010 09:33:31	Bright	38.500	36	50Alp UMa	1.8000	6300.0	77	41945	No
144	GOM_NL__2PRFIN20100309_093552_000000282087_00308_41945_8430.N1	09-MAR-2010 09:35:52	Tw_i_and_stray	28.000	32	77Eps UMa	1.7630	11000.	56	41945	No
145	GOM_NL__2PRFIN20100309_094044_000000422087_00308_41945_8431.N1	09-MAR-2010 09:40:44	Bright	42.000	60	7Bet UMi	2.0810	3950.0	84	41945	No
146	GOM_NL__2PRFIN20100309_094509_000000482087_00308_41945_8432.N1	09-MAR-2010 09:45:09	Bright	47.500	119	14Eta Dra	2.7270	4700.0	95	41945	No
147	GOM_NL__2PRFIN20100309_095041_000000482087_00308_41945_8433.N1	09-MAR-2010 09:50:41	Bright	47.500	69	33Gam Dra	2.2310	3800.0	95	41945	No
148	GOM_NL__2PRFIN20100309_095329_000000362087_00308_41945_8434.N1	09-MAR-2010 09:53:29	Bright	35.500	144	18Del Cyg	2.8600	11000.	71	41945	No
149	GOM_NL__2PRFIN20100309_095448_000000352087_00308_41945_8435.N1	09-MAR-2010 09:54:48	Bright	35.000	66	37Gam Cyg	2.2080	5900.0	70	41945	No
150	GOM_NL__2PRFIN20100309_100353_000000482087_00308_41945_8436.N1	09-MAR-2010 10:03:53	Tw_i_and_stray	47.500	168	17Zet Aql	2.9860	11000.	95	41945	No
151	GOM_NL__2PRFIN20100309_101400_000000442087_00308_41945_8437.N1	09-MAR-2010 10:14:00	Dark	44.000	155	41Pi Sgr	2.9000	6600.0	88	41945	No
152	GOM_NL__2PRFIN20100309_101556_000000462087_00308_41945_8438.N1	09-MAR-2010 10:15:56	Dark	46.000	57	34Sig Sgr	2.0660	26000.	92	41945	No
153	GOM_NL__2PRFIN20100309_101914_000000502087_00308_41945_8439.N1	09-MAR-2010 10:19:14	Dark	49.500	38	20Eps Sgr	1.8360	11000.	99	41945	No
154	GOM_NL__2PRFIN20100309_102220_000000462087_00308_41945_8440.N1	09-MAR-2010 10:22:20	Dark	45.500	85	Kap Sco	2.4070	28000.	91	41945	No
155	GOM_NL__2PRFIN20100309_102536_000000422087_00309_41946_8424.N1	09-MAR-2010 10:25:36	Dark	41.500	141	Bet Ara	2.8400	4600.0	83	41946	No
156	GOM_NL__2PRFIN20100309_102929_000000402087_00309_41946_8425.N1	09-MAR-2010 10:29:29	Dark	39.500	134	Bet TrA	2.8100	6600.0	79	41946	No
157	GOM_NL__2PRFIN20100309_103210_000000432087_00309_41946_8426.N1	09-MAR-2010 10:32:10	Dark	43.000	4	Alp1Cen	-0.010000	5800.0	86	41946	No
158	GOM_NL__2PRFIN20100309_103327_000000432087_00309_41946_8427.N1	09-MAR-2010 10:33:27	Dark	43.000	10	Bet Cen	0.61000	28000.	86	41946	No
159	GOM_NL__2PRFIN20100309_103525_000000462087_00309_41946_8428.N1	09-MAR-2010 10:35:25	Dark	45.500	77	Eps Cen	2.3030	28000.	91	41946	No
160	GOM_NL__2PRFIN20100309_103651_000000542087_00309_41946_8429.N1	09-MAR-2010 10:36:51	Dark	53.500	26	Gam Cru	1.6240	2900.0	107	41946	No

161	GOM_NL__2PRFIN20100309_103828_000000442087_00309_41946_8430.N1	09-MAR-2010 10:38:28	Straylight	43.500	64	Gam Cen	2.2000	10600.	87	41946	No
162	GOM_NL__2PRFIN20100309_104023_000000502087_00309_41946_8431.N1	09-MAR-2010 10:40:23	Straylight	49.500	123	lot Cen	2.7500	10200.	99	41946	No
163	GOM_NL__2PRFIN20100309_104730_000000542087_00309_41946_8432.N1	09-MAR-2010 10:47:30	Straylight	54.000	171	2Eps Crv	3.0010	4250.0	108	41946	No
164	GOM_NL__2PRFIN20100309_105859_000000542087_00309_41946_8433.N1	09-MAR-2010 10:58:59	Bright	54.000	22	32Alp Leo	1.3600	15200.	108	41946	No
165	GOM_NL__2PRFIN20100309_110123_000000402087_00309_41946_8434.N1	09-MAR-2010 11:01:23	Bright	40.000	51	41Gam1Leo	2.0100	4500.0	80	41946	No
166	GOM_NL__2PRFIN20100309_110939_000000402087_00309_41946_8435.N1	09-MAR-2010 11:09:39	Bright	39.500	174	52Psi UMa	3.0040	4400.0	79	41946	No
167	GOM_NL__2PRFIN20100309_111241_000000402087_00309_41946_8436.N1	09-MAR-2010 11:12:41	Bright	39.500	82	48Bet UMa	2.3650	10600.	79	41946	No
168	GOM_NL__2PRFIN20100309_111407_000000412087_00309_41946_8437.N1	09-MAR-2010 11:14:07	Bright	40.500	36	50Alp UMa	1.8000	6300.0	81	41946	No
169	GOM_NL__2PRFIN20100309_111627_000000312087_00309_41946_8438.N1	09-MAR-2010 11:16:27	Tw_i_and_stray	31.000	32	77Eps UMa	1.7630	11000.	62	41946	No
170	GOM_NL__2PRFIN20100309_112119_000000422087_00309_41946_8439.N1	09-MAR-2010 11:21:19	Bright	41.500	60	7Bet UMi	2.0810	3950.0	83	41946	No
171	GOM_NL__2PRFIN20100309_112545_000000442087_00309_41946_8440.N1	09-MAR-2010 11:25:45	Bright	43.500	119	14Eta Dra	2.7270	4700.0	87	41946	No
172	GOM_NL__2PRFIN20100309_113116_000000522087_00309_41946_8441.N1	09-MAR-2010 11:31:16	Bright	51.500	69	33Gam Dra	2.2310	3800.0	103	41946	No
173	GOM_NL__2PRFIN20100309_113405_000000372087_00309_41946_8442.N1	09-MAR-2010 11:34:05	Bright	36.500	144	18Del Cyg	2.8600	11000.	73	41946	No
174	GOM_NL__2PRFIN20100309_113524_000000392087_00309_41946_8443.N1	09-MAR-2010 11:35:24	Bright	38.500	66	37Gam Cyg	2.2080	5900.0	77	41946	No
175	GOM_NL__2PRFIN20100309_114430_000000482087_00309_41946_8444.N1	09-MAR-2010 11:44:30	Tw_i_and_stray	47.500	168	17Zet Aql	2.9860	11000.	95	41946	No
176	GOM_NL__2PRFIN20100309_115437_000000422087_00309_41946_8445.N1	09-MAR-2010 11:54:37	Dark	41.500	155	41Pi Sgr	2.9000	6600.0	83	41946	No
177	GOM_NL__2PRFIN20100309_115633_000000442087_00309_41946_8446.N1	09-MAR-2010 11:56:33	Dark	43.500	57	34Sig Sgr	2.0660	26000.	87	41946	No
178	GOM_NL__2PRFIN20100309_115951_000000492087_00309_41946_8447.N1	09-MAR-2010 11:59:51	Dark	49.000	38	20Eps Sgr	1.8360	11000.	98	41946	No
179	GOM_NL__2PRFIN20100309_120256_000000462087_00309_41946_8448.N1	09-MAR-2010 12:02:56	Dark	45.500	85	Kap Sco	2.4070	28000.	91	41946	No
180	GOM_NL__2PRFIN20100309_120613_000000412087_00310_41947_8432.N1	09-MAR-2010 12:06:13	Dark	41.000	141	Bet Ara	2.8400	4600.0	82	41947	No
181	GOM_NL__2PRFIN20100309_121005_000000402087_00310_41947_8433.N1	09-MAR-2010 12:10:05	Dark	39.500	134	Bet TrA	2.8100	6600.0	79	41947	No
182	GOM_NL__2PRFIN20100309_121247_000000462087_00310_41947_8434.N1	09-MAR-2010 12:12:47	Dark	45.500	4	Alp1Cen	-0.010000	5800.0	91	41947	No
183	GOM_NL__2PRFIN20100309_121403_000000442087_00310_41947_8435.N1	09-MAR-2010 12:14:03	Dark	43.500	10	Bet Cen	0.61000	28000.	87	41947	No
184	GOM_NL__2PRFIN20100309_121602_000000442087_00310_41947_8436.N1	09-MAR-2010 12:16:02	Dark	43.500	77	Eps Cen	2.3030	28000.	87	41947	No
185	GOM_NL__2PRFIN20100309_121728_000000552087_00310_41947_8437.N1	09-MAR-2010 12:17:28	Dark	55.000	26	Gam Cru	1.6240	2900.0	110	41947	No
186	GOM_NL__2PRFIN20100309_121904_000000472087_00310_41947_8438.N1	09-MAR-2010 12:19:04	Straylight	47.000	64	Gam Cen	2.2000	10600.	94	41947	No
187	GOM_NL__2PRFIN20100309_122100_000000542087_00310_41947_8439.N1	09-MAR-2010 12:21:00	Straylight	53.500	123	lot Cen	2.7500	10200.	107	41947	No
188	GOM_NL__2PRFIN20100309_122806_000000552087_00310_41947_8440.N1	09-MAR-2010 12:28:06	Straylight	54.500	171	2Eps Crv	3.0010	4250.0	109	41947	No
189	GOM_NL__2PRFIN20100309_123935_000000412087_00310_41947_8441.N1	09-MAR-2010 12:39:35	Bright	41.000	22	32Alp Leo	1.3600	15200.	82	41947	No
190	GOM_NL__2PRFIN20100309_124159_000000412087_00310_41947_8442.N1	09-MAR-2010 12:41:59	Bright	41.000	51	41Gam1Leo	2.0100	4500.0	82	41947	No
191	GOM_NL__2PRFIN20100309_125015_000000432087_00310_41947_8443.N1	09-MAR-2010 12:50:15	Bright	43.000	174	52Psi UMa	3.0040	4400.0	86	41947	No
192	GOM_NL__2PRFIN20100309_125316_000000392087_00310_41947_8444.N1	09-MAR-2010 12:53:16	Bright	39.000	82	48Bet UMa	2.3650	10600.	78	41947	No
193	GOM_NL__2PRFIN20100309_125442_000000402087_00310_41947_8445.N1	09-MAR-2010 12:54:42	Bright	40.000	36	50Alp UMa	1.8000	6300.0	80	41947	No
194	GOM_NL__2PRFIN20100309_125703_000000312087_00310_41947_8446.N1	09-MAR-2010 12:57:03	Tw_i_and_stray	31.000	32	77Eps UMa	1.7630	11000.	62	41947	No
195	GOM_NL__2PRFIN20100309_130154_000000422087_00310_41947_8447.N1	09-MAR-2010 13:01:54	Bright	41.500	60	7Bet UMi	2.0810	3950.0	83	41947	No
196	GOM_NL__2PRFIN20100309_130620_000000472087_00310_41947_8448.N1	09-MAR-2010 13:06:20	Bright	46.500	119	14Eta Dra	2.7270	4700.0	93	41947	No
197	GOM_NL__2PRFIN20100309_131152_000000492087_00310_41947_8449.N1	09-MAR-2010 13:11:52	Bright	48.500	69	33Gam Dra	2.2310	3800.0	97	41947	No
198	GOM_NL__2PRFIN20100309_131441_000000502087_00310_41947_8450.N1	09-MAR-2010 13:14:41	Bright	49.500	144	18Del Cyg	2.8600	11000.	99	41947	No
199	GOM_NL__2PRFIN20100309_131600_000000352087_00310_41947_8451.N1	09-MAR-2010 13:16:00	Bright	34.500	66	37Gam Cyg	2.2080	5900.0	69	41947	No
200	GOM_NL__2PRFIN20100309_132506_000000462087_00310_41947_8452.N1	09-MAR-2010 13:25:06	Tw_i_and_stray	46.000	168	17Zet Aql	2.9860	11000.	92	41947	No
201	GOM_NL__2PRFIN20100309_133513_000000452087_00310_41947_8453.N1	09-MAR-2010 13:35:13	Dark	45.000	155	41Pi Sgr	2.9000	6600.0	90	41947	No
202	GOM_NL__2PRFIN20100309_133709_000000442087_00310_41947_8454.N1	09-MAR-2010 13:37:09	Dark	43.500	57	34Sig Sgr	2.0660	26000.	87	41947	No
203	GOM_NL__2PRFIN20100309_134028_000000492087_00310_41947_8455.N1	09-MAR-2010 13:40:28	Dark	49.000	38	20Eps Sgr	1.8360	11000.	98	41947	No
204	GOM_NL__2PRFIN20100309_134333_000000452087_00310_41947_8456.N1	09-MAR-2010 13:43:33	Dark	45.000	85	Kap Sco	2.4070	28000.	90	41947	No
205	GOM_NL__2PRFIN20100309_134649_000000412087_00311_41948_8440.N1	09-MAR-2010 13:46:49	Dark	41.000	141	Bet Ara	2.8400	4600.0	82	41948	No
206	GOM_NL__2PRFIN20100309_135041_000000392087_00311_41948_8441.N1	09-MAR-2010 13:50:41	Dark	39.000	134	Bet TrA	2.8100	6600.0	78	41948	No
207	GOM_NL__2PRFIN20100309_135323_000000492087_00311_41948_8442.N1	09-MAR-2010 13:53:23	Dark	49.000	4	Alp1Cen	-0.010000	5800.0	98	41948	No
208	GOM_NL__2PRFIN20100309_135440_000000542087_00311_41948_8443.N1	09-MAR-2010 13:54:40	Dark	53.500	10	Bet Cen	0.61000	28000.	107	41948	No
209	GOM_NL__2PRFIN20100309_135638_000000442087_00311_41948_8444.N1	09-MAR-2010 13:56:38	Dark	43.500	77	Eps Cen	2.3030	28000.	87	41948	No
210	GOM_NL__2PRFIN20100309_135804_000000532087_00311_41948_8445.N1	09-MAR-2010 13:58:04	Dark	53.000	26	Gam Cru	1.6240	2900.0	106	41948	No
211	GOM_NL__2PRFIN20100309_135941_000000472087_00311_41948_8446.N1	09-MAR-2010 13:59:41	Straylight	47.000	64	Gam Cen	2.2000	10600.	94	41948	No
212	GOM_NL__2PRFIN20100309_140136_000000512087_00311_41948_8447.N1	09-MAR-2010 14:01:36	Straylight	51.000	123	lot Cen	2.7500	10200.	102	41948	No
213	GOM_NL__2PRFIN20100309_140842_000000512087_00311_41948_8448.N1	09-MAR-2010 14:08:42	Straylight	51.000	171	2Eps Crv	3.0010	4250.0	102	41948	No
214	GOM_NL__2PRFIN20100309_142011_000000412087_00311_41948_8449.N1	09-MAR-2010 14:20:11	Bright	40.500	22	32Alp Leo	1.3600	15200.	81	41948	No
215	GOM_NL__2PRFIN20100309_142234_000000402087_00311_41948_8450.N1	09-MAR-2010 14:22:34	Bright	39.500	51	41Gam1Leo	2.0100	4500.0	79	41948	No
216	GOM_NL__2PRFIN20100309_143050_000000452087_00311_41948_8451.N1	09-MAR-2010 14:30:50	Bright	44.500	174	52Psi UMa	3.0040	4400.0	89	41948	No
217	GOM_NL__2PRFIN20100309_143352_000000392087_00311_41948_8452.N1	09-MAR-2010 14:33:52	Bright	39.000	82	48Bet UMa	2.3650	10600.	78	41948	No
218	GOM_NL__2PRFIN20100309_143518_000000472087_00311_41948_8453.N1	09-MAR-2010 14:35:18	Bright	47.000	36	50Alp UMa	1.8000	6300.0	94	41948	No
219	GOM_NL__2PRFIN20100309_143738_000000352087_00311_41948_8454.N1	09-MAR-2010 14:37:38	Bright	35.000	32	77Eps UMa	1.7630	11000.	70	41948	No

220	GOM_NL__2PRFIN20100309_144230_000000432087_00311_41948_8455.N1	09-MAR-2010 14:42:30	Bright	42.500	60	7Bet UMi	2.0810	3950.0	85	41948	No
221	GOM_NL__2PRFIN20100309_144655_000000502087_00311_41948_8456.N1	09-MAR-2010 14:46:55	Bright	49.500	119	14Eta Dra	2.7270	4700.0	99	41948	No
222	GOM_NL__2PRFIN20100309_145227_000000442087_00311_41948_8457.N1	09-MAR-2010 14:52:27	Bright	44.000	69	33Gam Dra	2.2310	3800.0	88	41948	No
223	GOM_NL__2PRFIN20100309_145517_000000412087_00311_41948_8458.N1	09-MAR-2010 14:55:17	Bright	41.000	144	18Del Cyg	2.8600	11000.	82	41948	No
224	GOM_NL__2PRFIN20100309_145636_000000382087_00311_41948_8459.N1	09-MAR-2010 14:56:36	Bright	37.500	66	37Gam Cyg	2.2080	5900.0	75	41948	No
225	GOM_NL__2PRFIN20100309_150543_000000492087_00311_41948_8460.N1	09-MAR-2010 15:05:43	Tw_i_and_stray	48.500	168	17Zet Aql	2.9860	11000.	97	41948	No
226	GOM_NL__2PRFIN20100309_151550_000000442087_00311_41948_8461.N1	09-MAR-2010 15:15:50	Dark	44.000	155	41Pi Sgr	2.9000	6600.0	88	41948	No
227	GOM_NL__2PRFIN20100309_151746_000000462087_00311_41948_8462.N1	09-MAR-2010 15:17:46	Dark	46.000	57	34Sig Sgr	2.0660	26000.	92	41948	No
228	GOM_NL__2PRFIN20100309_152105_000000472087_00311_41948_8463.N1	09-MAR-2010 15:21:05	Dark	46.500	38	20Eps Sgr	1.8360	11000.	93	41948	No
229	GOM_NL__2PRFIN20100309_152410_000000472087_00311_41948_8464.N1	09-MAR-2010 15:24:10	Dark	46.500	85	Kap Sco	2.4070	28000.	93	41948	No
230	GOM_NL__2PRFIN20100309_152725_000000452087_00312_41949_8853.N1	09-MAR-2010 15:27:25	Dark	44.500	141	Bet Ara	2.8400	4600.0	89	41949	No
231	GOM_NL__2PRFIN20100309_153118_000000432087_00312_41949_8854.N1	09-MAR-2010 15:31:18	Dark	43.000	134	Bet TrA	2.8100	6600.0	86	41949	No
232	GOM_NL__2PRFIN20100309_153400_000000432087_00312_41949_8855.N1	09-MAR-2010 15:34:00	Dark	43.000	4	Alp1Cen	-0.010000	5800.0	86	41949	No
233	GOM_NL__2PRFIN20100309_153516_000000442087_00312_41949_8856.N1	09-MAR-2010 15:35:16	Dark	44.000	10	Bet Cen	0.61000	28000.	88	41949	No
234	GOM_NL__2PRFIN20100309_153715_000000432087_00312_41949_8857.N1	09-MAR-2010 15:37:15	Dark	42.500	77	Eps Cen	2.3030	28000.	85	41949	No
235	GOM_NL__2PRFIN20100309_153841_000000532087_00312_41949_8858.N1	09-MAR-2010 15:38:41	Dark	53.000	26	Gam Cru	1.6240	2900.0	106	41949	No
236	GOM_NL__2PRFIN20100309_154017_000000472087_00312_41949_8859.N1	09-MAR-2010 15:40:17	Straylight	46.500	64	Gam Cen	2.2000	10600.	93	41949	No
237	GOM_NL__2PRFIN20100309_154213_000000552087_00312_41949_8860.N1	09-MAR-2010 15:42:13	Straylight	55.000	123	lot Cen	2.7500	10200.	110	41949	No
238	GOM_NL__2PRFIN20100309_154918_000000522087_00312_41949_8861.N1	09-MAR-2010 15:49:18	Straylight	52.000	171	2Eps Crv	3.0010	4250.0	104	41949	No
239	GOM_NL__2PRFIN20100309_160047_000000402087_00312_41949_8862.N1	09-MAR-2010 16:00:47	Bright	40.000	22	32Alp Leo	1.3600	15200.	80	41949	No
240	GOM_NL__2PRFIN20100309_160310_000000412087_00312_41949_8863.N1	09-MAR-2010 16:03:10	Bright	40.500	51	41Gam1Leo	2.0100	4500.0	81	41949	No
241	GOM_NL__2PRFIN20100309_161126_000000422087_00312_41949_8864.N1	09-MAR-2010 16:11:26	Bright	41.500	174	52Psi UMa	3.0040	4400.0	83	41949	No
242	GOM_NL__2PRFIN20100309_161428_000000402087_00312_41949_8865.N1	09-MAR-2010 16:14:28	Bright	39.500	82	48Bet UMa	2.3650	10600.	79	41949	No
243	GOM_NL__2PRFIN20100309_161554_000000402087_00312_41949_8866.N1	09-MAR-2010 16:15:54	Bright	39.500	36	50Alp UMa	1.8000	6300.0	79	41949	No
244	GOM_NL__2PRFIN20100309_161813_000000352087_00312_41949_8867.N1	09-MAR-2010 16:18:13	Bright	35.000	32	77Eps UMa	1.7630	11000.	70	41949	No
245	GOM_NL__2PRFIN20100309_162306_000000432087_00312_41949_8868.N1	09-MAR-2010 16:23:06	Bright	43.000	60	7Bet UMi	2.0810	3950.0	86	41949	No
246	GOM_NL__2PRFIN20100309_162731_000000552087_00312_41949_8869.N1	09-MAR-2010 16:27:31	Bright	54.500	119	14Eta Dra	2.7270	4700.0	109	41949	No
247	GOM_NL__2PRFIN20100309_163303_000000452087_00312_41949_8870.N1	09-MAR-2010 16:33:03	Bright	45.000	69	33Gam Dra	2.2310	3800.0	90	41949	No
248	GOM_NL__2PRFIN20100309_163553_000000552087_00312_41949_8871.N1	09-MAR-2010 16:35:53	Bright	55.000	144	18Del Cyg	2.8600	11000.	110	41949	No
249	GOM_NL__2PRFIN20100309_163712_000000392087_00312_41949_8872.N1	09-MAR-2010 16:37:12	Bright	38.500	66	37Gam Cyg	2.2080	5900.0	77	41949	No
250	GOM_NL__2PRFIN20100309_164619_000000492087_00312_41949_8873.N1	09-MAR-2010 16:46:19	Tw_i_and_stray	48.500	168	17Zet Aql	2.9860	11000.	97	41949	No
251	GOM_NL__2PRFIN20100309_165626_000000412087_00312_41949_8874.N1	09-MAR-2010 16:56:26	Dark	41.000	155	41Pi Sgr	2.9000	6600.0	82	41949	No
252	GOM_NL__2PRFIN20100309_165822_000000442087_00312_41949_8875.N1	09-MAR-2010 16:58:22	Dark	43.500	57	34Sig Sgr	2.0660	26000.	87	41949	No
253	GOM_NL__2PRFIN20100309_170142_000000442087_00312_41949_8876.N1	09-MAR-2010 17:01:42	Dark	44.000	38	20Eps Sgr	1.8360	11000.	88	41949	No
254	GOM_NL__2PRFIN20100309_170447_000000472087_00312_41949_8877.N1	09-MAR-2010 17:04:47	Dark	46.500	85	Kap Sco	2.4070	28000.	93	41949	No
255	GOM_NL__2PRFIN20100309_171154_000000402087_00313_41950_8861.N1	09-MAR-2010 17:11:54	Dark	39.500	134	Bet TrA	2.8100	6600.0	79	41950	No
256	GOM_NL__2PRFIN20100309_171436_000000462087_00313_41950_8862.N1	09-MAR-2010 17:14:36	Dark	45.500	4	Alp1Cen	-0.010000	5800.0	91	41950	No
257	GOM_NL__2PRFIN20100309_171553_000000502087_00313_41950_8863.N1	09-MAR-2010 17:15:53	Dark	50.000	10	Bet Cen	0.61000	28000.	100	41950	No
258	GOM_NL__2PRFIN20100309_171751_000000442087_00313_41950_8864.N1	09-MAR-2010 17:17:51	Dark	43.500	77	Eps Cen	2.3030	28000.	87	41950	No
259	GOM_NL__2PRFIN20100309_171917_000000402087_00313_41950_8865.N1	09-MAR-2010 17:19:17	Dark	40.000	26	Gam Cru	1.6240	2900.0	80	41950	No
260	GOM_NL__2PRFIN20100309_172054_000000472087_00313_41950_8866.N1	09-MAR-2010 17:20:54	Straylight	46.500	64	Gam Cen	2.2000	10600.	93	41950	No
261	GOM_NL__2PRFIN20100309_172250_000000542087_00313_41950_8867.N1	09-MAR-2010 17:22:50	Straylight	53.500	123	lot Cen	2.7500	10200.	107	41950	No
262	GOM_NL__2PRFIN20100309_172955_000000532087_00313_41950_8868.N1	09-MAR-2010 17:29:55	Straylight	53.000	171	2Eps Crv	3.0010	4250.0	106	41950	No
263	GOM_NL__2PRFIN20100309_174123_000000392087_00313_41950_8869.N1	09-MAR-2010 17:41:23	Bright	39.000	22	32Alp Leo	1.3600	15200.	78	41950	No
264	GOM_NL__2PRFIN20100309_174346_000000402087_00313_41950_8870.N1	09-MAR-2010 17:43:46	Bright	40.000	51	41Gam1Leo	2.0100	4500.0	80	41950	No
265	GOM_NL__2PRFIN20100309_175201_000000432087_00313_41950_8871.N1	09-MAR-2010 17:52:01	Bright	43.000	174	52Psi UMa	3.0040	4400.0	86	41950	No
266	GOM_NL__2PRFIN20100309_175503_000000582087_00313_41950_8872.N1	09-MAR-2010 17:55:03	Bright	58.000	82	48Bet UMa	2.3650	10600.	116	41950	No
267	GOM_NL__2PRFIN20100309_175629_000000382087_00313_41950_8873.N1	09-MAR-2010 17:56:29	Bright	37.500	36	50Alp UMa	1.8000	6300.0	75	41950	No
268	GOM_NL__2PRFIN20100309_175848_000000382087_00313_41950_8874.N1	09-MAR-2010 17:58:48	Bright	38.000	32	77Eps UMa	1.7630	11000.	76	41950	No
269	GOM_NL__2PRFIN20100309_180341_000000432087_00313_41950_8875.N1	09-MAR-2010 18:03:41	Bright	43.000	60	7Bet UMi	2.0810	3950.0	86	41950	No
270	GOM_NL__2PRFIN20100309_180806_000000472087_00313_41950_8876.N1	09-MAR-2010 18:08:06	Bright	47.000	119	14Eta Dra	2.7270	4700.0	94	41950	No
271	GOM_NL__2PRFIN20100309_181339_000000462087_00313_41950_8877.N1	09-MAR-2010 18:13:39	Bright	46.000	69	33Gam Dra	2.2310	3800.0	92	41950	No
272	GOM_NL__2PRFIN20100309_181629_000000442087_00313_41950_8878.N1	09-MAR-2010 18:16:29	Bright	43.500	144	18Del Cyg	2.8600	11000.	87	41950	No
273	GOM_NL__2PRFIN20100309_181748_000000362087_00313_41950_8879.N1	09-MAR-2010 18:17:48	Bright	35.500	66	37Gam Cyg	2.2080	5900.0	71	41950	No
274	GOM_NL__2PRFIN20100309_182655_000000472087_00313_41950_8880.N1	09-MAR-2010 18:26:55	Tw_i_and_stray	46.500	168	17Zet Aql	2.9860	11000.	93	41950	No
275	GOM_NL__2PRFIN20100309_183703_000000452087_00313_41950_8881.N1	09-MAR-2010 18:37:03	Dark	44.500	155	41Pi Sgr	2.9000	6600.0	89	41950	No
276	GOM_NL__2PRFIN20100309_183859_000000442087_00313_41950_8882.N1	09-MAR-2010 18:38:59	Dark	44.000	57	34Sig Sgr	2.0660	26000.	88	41950	No
277	GOM_NL__2PRFIN20100309_184218_000000472087_00313_41950_8883.N1	09-MAR-2010 18:42:18	Dark	46.500	38	20Eps Sgr	1.8360	11000.	93	41950	No
278	GOM_NL__2PRFIN20100309_185231_000000382087_00314_41951_8869.N1	09-MAR-2010 18:52:31	Dark	37.500	134	Bet TrA	2.8100	6600.0	75	41951	No

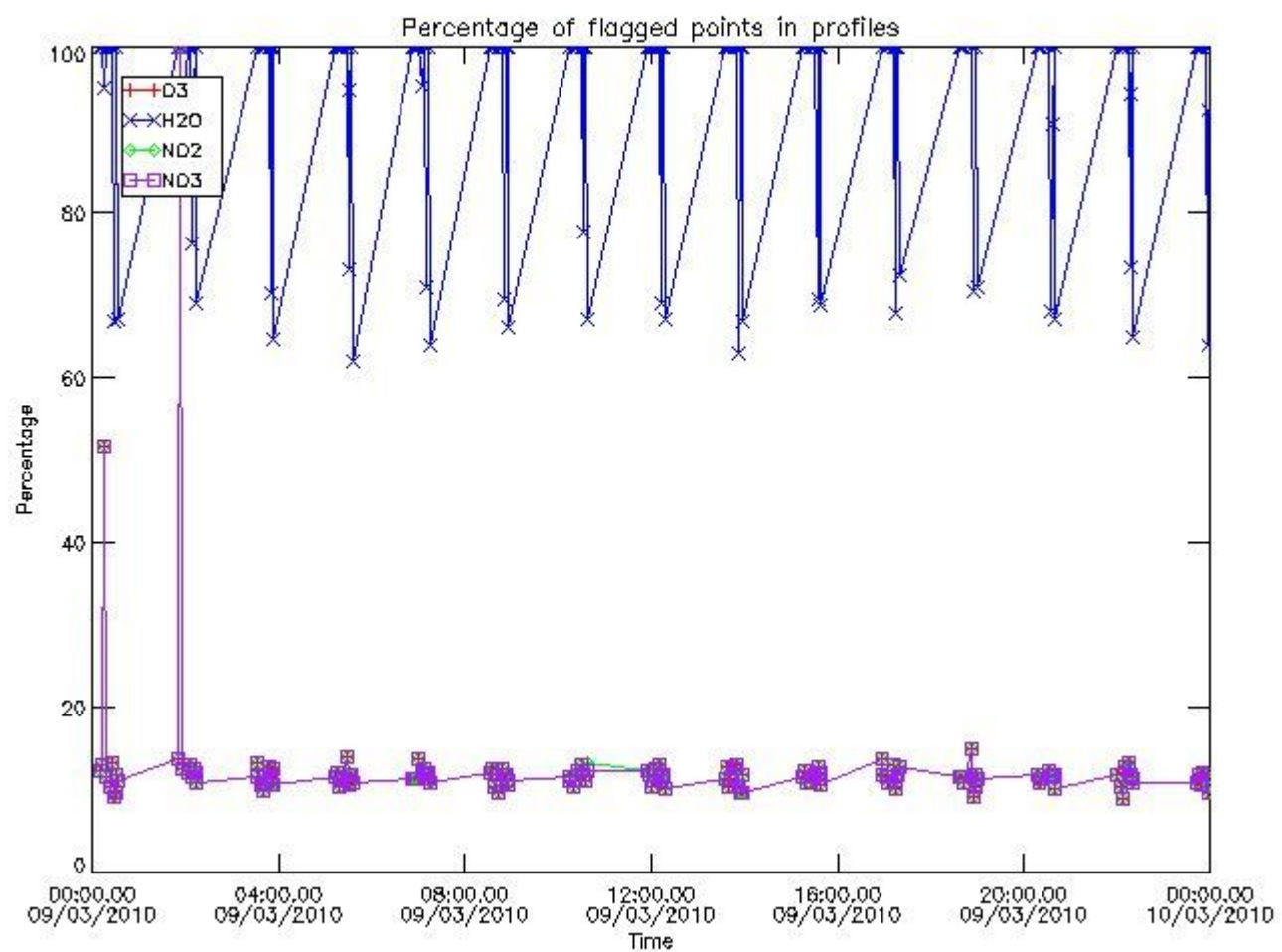
279	GOM_NL__2PRFIN20100309_185513_000000562087_00314_41951_8870.N1	09-MAR-2010 18:55:13	Dark	56.000	4	Alp1Cen	-0.010000	5800.0	112	41951	No
280	GOM_NL__2PRFIN20100309_185629_000000492087_00314_41951_8871.N1	09-MAR-2010 18:56:29	Dark	49.000	10	Bet Cen	0.61000	28000.	98	41951	No
281	GOM_NL__2PRFIN20100309_185828_000000432087_00314_41951_8872.N1	09-MAR-2010 18:58:28	Dark	43.000	77	Eps Cen	2.3030	28000.	86	41951	No
282	GOM_NL__2PRFIN20100309_185953_000000542087_00314_41951_8873.N1	09-MAR-2010 18:59:53	Dark	53.500	26	Gam Cru	1.6240	2900.0	107	41951	No
283	GOM_NL__2PRFIN20100309_190130_000000452087_00314_41951_8874.N1	09-MAR-2010 19:01:30	Straylight	45.000	64	Gam Cen	2.2000	10600.	90	41951	No
284	GOM_NL__2PRFIN20100309_190327_000000532087_00314_41951_8875.N1	09-MAR-2010 19:03:27	Straylight	52.500	123	lot Cen	2.7500	10200.	105	41951	No
285	GOM_NL__2PRFIN20100309_191031_000000542087_00314_41951_8876.N1	09-MAR-2010 19:10:31	Straylight	53.500	171	2Eps Crv	3.0010	4250.0	107	41951	No
286	GOM_NL__2PRFIN20100309_192158_000000402087_00314_41951_8877.N1	09-MAR-2010 19:21:58	Bright	40.000	22	32Alp Leo	1.3600	15200.	80	41951	No
287	GOM_NL__2PRFIN20100309_192422_000000422087_00314_41951_8878.N1	09-MAR-2010 19:24:22	Bright	41.500	51	41Gam1Leo	2.0100	4500.0	83	41951	No
288	GOM_NL__2PRFIN20100309_193237_000000432087_00314_41951_8879.N1	09-MAR-2010 19:32:37	Bright	42.500	174	52Psi UMa	3.0040	4400.0	85	41951	No
289	GOM_NL__2PRFIN20100309_193539_000000402087_00314_41951_8880.N1	09-MAR-2010 19:35:39	Bright	39.500	82	48Bet UMa	2.3650	10600.	79	41951	No
290	GOM_NL__2PRFIN20100309_193705_000000422087_00314_41951_8881.N1	09-MAR-2010 19:37:05	Bright	42.000	36	50Alp UMa	1.8000	6300.0	84	41951	No
291	GOM_NL__2PRFIN20100309_193923_000000382087_00314_41951_8882.N1	09-MAR-2010 19:39:23	Bright	38.000	32	77Eps UMa	1.7630	11000.	76	41951	No
292	GOM_NL__2PRFIN20100309_194417_000000442087_00314_41951_8883.N1	09-MAR-2010 19:44:17	Bright	44.000	60	7Bet UMi	2.0810	3950.0	88	41951	No
293	GOM_NL__2PRFIN20100309_194841_000000482087_00314_41951_8884.N1	09-MAR-2010 19:48:41	Bright	48.000	119	14Eta Dra	2.7270	4700.0	96	41951	No
294	GOM_NL__2PRFIN20100309_195414_000000522087_00314_41951_8885.N1	09-MAR-2010 19:54:14	Bright	52.000	69	33Gam Dra	2.2310	3800.0	104	41951	No
295	GOM_NL__2PRFIN20100309_195705_000000382087_00314_41951_8886.N1	09-MAR-2010 19:57:05	Bright	37.500	144	18Del Cyg	2.8600	11000.	75	41951	No
296	GOM_NL__2PRFIN20100309_195824_000000382087_00314_41951_8887.N1	09-MAR-2010 19:58:24	Bright	38.000	66	37Gam Cyg	2.2080	5900.0	76	41951	No
297	GOM_NL__2PRFIN20100309_200732_000000492087_00314_41951_8888.N1	09-MAR-2010 20:07:32	Tw_i_and_stray	49.000	168	17Zet Aql	2.9860	11000.	98	41951	No
298	GOM_NL__2PRFIN20100309_201739_000000442087_00314_41951_8889.N1	09-MAR-2010 20:17:39	Dark	43.500	155	41Pi Sgr	2.9000	6600.0	87	41951	No
299	GOM_NL__2PRFIN20100309_201936_000000482087_00314_41951_8890.N1	09-MAR-2010 20:19:36	Dark	47.500	57	34Sig Sgr	2.0660	26000.	95	41951	No
300	GOM_NL__2PRFIN20100309_202255_000000492087_00314_41951_8891.N1	09-MAR-2010 20:22:55	Dark	49.000	38	20Eps Sgr	1.8360	11000.	98	41951	No
301	GOM_NL__2PRFIN20100309_203307_000000422087_00315_41952_8877.N1	09-MAR-2010 20:33:07	Dark	41.500	134	Bet TrA	2.8100	6600.0	83	41952	No
302	GOM_NL__2PRFIN20100309_203550_000000442087_00315_41952_8878.N1	09-MAR-2010 20:35:50	Dark	44.000	4	Alp1Cen	-0.010000	5800.0	88	41952	No
303	GOM_NL__2PRFIN20100309_203706_000000442087_00315_41952_8879.N1	09-MAR-2010 20:37:06	Dark	43.500	10	Bet Cen	0.61000	28000.	87	41952	No
304	GOM_NL__2PRFIN20100309_203905_000000432087_00315_41952_8880.N1	09-MAR-2010 20:39:05	Dark	43.000	77	Eps Cen	2.3030	28000.	86	41952	No
305	GOM_NL__2PRFIN20100309_204030_000000552087_00315_41952_8881.N1	09-MAR-2010 20:40:30	Dark	55.000	26	Gam Cru	1.6240	2900.0	110	41952	No
306	GOM_NL__2PRFIN20100309_204207_000000452087_00315_41952_8882.N1	09-MAR-2010 20:42:07	Straylight	45.000	64	Gam Cen	2.2000	10600.	90	41952	No
307	GOM_NL__2PRFIN20100309_204403_000000542087_00315_41952_8883.N1	09-MAR-2010 20:44:03	Straylight	53.500	123	lot Cen	2.7500	10200.	107	41952	No
308	GOM_NL__2PRFIN20100309_205107_000000522087_00315_41952_8884.N1	09-MAR-2010 20:51:07	Straylight	51.500	171	2Eps Crv	3.0010	4250.0	103	41952	No
309	GOM_NL__2PRFIN20100309_210235_000000422087_00315_41952_8885.N1	09-MAR-2010 21:02:35	Bright	41.500	22	32Alp Leo	1.3600	15200.	83	41952	No
310	GOM_NL__2PRFIN20100309_210458_000000412087_00315_41952_8886.N1	09-MAR-2010 21:04:58	Bright	40.500	51	41Gam1Leo	2.0100	4500.0	81	41952	No
311	GOM_NL__2PRFIN20100309_211312_000000412087_00315_41952_8887.N1	09-MAR-2010 21:13:12	Bright	40.500	174	52Psi UMa	3.0040	4400.0	81	41952	No
312	GOM_NL__2PRFIN20100309_211615_000000392087_00315_41952_8888.N1	09-MAR-2010 21:16:15	Bright	39.000	82	48Bet UMa	2.3650	10600.	78	41952	No
313	GOM_NL__2PRFIN20100309_211741_000000412087_00315_41952_8889.N1	09-MAR-2010 21:17:41	Bright	40.500	36	50Alp UMa	1.8000	6300.0	81	41952	No
314	GOM_NL__2PRFIN20100309_211959_000000412087_00315_41952_8890.N1	09-MAR-2010 21:19:59	Bright	41.000	32	77Eps UMa	1.7630	11000.	82	41952	No
315	GOM_NL__2PRFIN20100309_212452_000000402087_00315_41952_8891.N1	09-MAR-2010 21:24:52	Bright	39.500	60	7Bet UMi	2.0810	3950.0	79	41952	No
316	GOM_NL__2PRFIN20100309_212917_000000512087_00315_41952_8892.N1	09-MAR-2010 21:29:17	Bright	50.500	119	14Eta Dra	2.7270	4700.0	101	41952	No
317	GOM_NL__2PRFIN20100309_213450_000000492087_00315_41952_8893.N1	09-MAR-2010 21:34:50	Bright	48.500	69	33Gam Dra	2.2310	3800.0	97	41952	No
318	GOM_NL__2PRFIN20100309_213741_000000382087_00315_41952_8894.N1	09-MAR-2010 21:37:41	Bright	37.500	144	18Del Cyg	2.8600	11000.	75	41952	No
319	GOM_NL__2PRFIN20100309_213900_000000372087_00315_41952_8895.N1	09-MAR-2010 21:39:00	Bright	37.000	66	37Gam Cyg	2.2080	5900.0	74	41952	No
320	GOM_NL__2PRFIN20100309_214808_000000492087_00315_41952_8896.N1	09-MAR-2010 21:48:08	Tw_i_and_stray	48.500	168	17Zet Aql	2.9860	11000.	97	41952	No
321	GOM_NL__2PRFIN20100309_220013_000000432087_00315_41952_8897.N1	09-MAR-2010 22:00:13	Dark	43.000	57	34Sig Sgr	2.0660	26000.	86	41952	No
322	GOM_NL__2PRFIN20100309_220332_000000502087_00315_41952_8898.N1	09-MAR-2010 22:03:32	Dark	49.500	38	20Eps Sgr	1.8360	11000.	99	41952	No
323	GOM_NL__2PRFIN20100309_220650_000000572087_00315_41952_8899.N1	09-MAR-2010 22:06:50	Dark	56.500	25	35Lam Sco	1.6200	28000.	113	41952	No
324	GOM_NL__2PRFIN20100309_220849_000000402087_00316_41953_8749.N1	09-MAR-2010 22:08:49	Dark	40.000	147	Alp Ara	2.8770	26000.	80	41953	No
325	GOM_NL__2PRFIN20100309_221344_000000392087_00316_41953_8750.N1	09-MAR-2010 22:13:44	Dark	38.500	134	Bet TrA	2.8100	6600.0	77	41953	No
326	GOM_NL__2PRFIN20100309_221626_000000442087_00316_41953_8751.N1	09-MAR-2010 22:16:26	Dark	43.500	4	Alp1Cen	-0.010000	5800.0	87	41953	No
327	GOM_NL__2PRFIN20100309_221742_000000442087_00316_41953_8752.N1	09-MAR-2010 22:17:42	Dark	44.000	10	Bet Cen	0.61000	28000.	88	41953	No
328	GOM_NL__2PRFIN20100309_221941_000000452087_00316_41953_8753.N1	09-MAR-2010 22:19:41	Dark	45.000	77	Eps Cen	2.3030	28000.	90	41953	No
329	GOM_NL__2PRFIN20100309_222106_000000482087_00316_41953_8754.N1	09-MAR-2010 22:21:06	Dark	47.500	26	Gam Cru	1.6240	2900.0	95	41953	No
330	GOM_NL__2PRFIN20100309_222243_000000412087_00316_41953_8755.N1	09-MAR-2010 22:22:43	Straylight	41.000	64	Gam Cen	2.2000	10600.	82	41953	No
331	GOM_NL__2PRFIN20100309_222440_000000542087_00316_41953_8756.N1	09-MAR-2010 22:24:40	Straylight	54.000	123	lot Cen	2.7500	10200.	108	41953	No
332	GOM_NL__2PRFIN20100309_223143_000000562087_00316_41953_8757.N1	09-MAR-2010 22:31:43	Straylight	56.000	171	2Eps Crv	3.0010	4250.0	112	41953	No
333	GOM_NL__2PRFIN20100309_224310_000000542087_00316_41953_8758.N1	09-MAR-2010 22:43:10	Bright	54.000	22	32Alp Leo	1.3600	15200.	108	41953	No
334	GOM_NL__2PRFIN20100309_224533_000000422087_00316_41953_8759.N1	09-MAR-2010 22:45:33	Bright	41.500	51	41Gam1Leo	2.0100	4500.0	83	41953	No
335	GOM_NL__2PRFIN20100309_225347_000000392087_00316_41953_8760.N1	09-MAR-2010 22:53:47	Bright	39.000	174	52Psi UMa	3.0040	4400.0	78	41953	No
336	GOM_NL__2PRFIN20100309_225650_000000422087_00316_41953_8761.N1	09-MAR-2010 22:56:50	Bright	41.500	82	48Bet UMa	2.3650	10600.	83	41953	No
337	GOM_NL__2PRFIN20100309_225816_000000442087_00316_41953_8762.N1	09-MAR-2010 22:58:16	Bright	43.500	36	50Alp UMa	1.8000	6300.0	87	41953	No

338	GOM_NL__2PRFIN20100309_230033_000000412087_00316_41953_8763.N1	09-MAR-2010 23:00:33	Bright	41.000	32	77Eps UMa	1.7630	11000.	82	41953	No
339	GOM_NL__2PRFIN20100309_230528_000000402087_00316_41953_8764.N1	09-MAR-2010 23:05:28	Bright	39.500	60	7Bet UMi	2.0810	3950.0	79	41953	No
340	GOM_NL__2PRFIN20100309_230952_000000482087_00316_41953_8765.N1	09-MAR-2010 23:09:52	Bright	48.000	119	14Eta Dra	2.7270	4700.0	96	41953	No
341	GOM_NL__2PRFIN20100309_231817_000000382087_00316_41953_8766.N1	09-MAR-2010 23:18:17	Bright	37.500	144	18Del Cyg	2.8600	11000.	75	41953	No
342	GOM_NL__2PRFIN20100309_231936_000000382087_00316_41953_8767.N1	09-MAR-2010 23:19:36	Bright	38.000	66	37Gam Cyg	2.2080	5900.0	76	41953	No
343	GOM_NL__2PRFIN20100309_232844_000000492087_00316_41953_8768.N1	09-MAR-2010 23:28:44	Twilight_stray	48.500	168	17Zet Aql	2.9860	11000.	97	41953	No
344	GOM_NL__2PRFIN20100309_234049_000000472087_00316_41953_8769.N1	09-MAR-2010 23:40:49	Dark	47.000	57	34Sig Sgr	2.0660	26000.	94	41953	No
345	GOM_NL__2PRFIN20100309_234409_000000482087_00316_41953_8770.N1	09-MAR-2010 23:44:09	Dark	47.500	38	20Eps Sgr	1.8360	11000.	95	41953	No
346	GOM_NL__2PRFIN20100309_234727_000000482087_00316_41953_8771.N1	09-MAR-2010 23:47:27	Dark	48.000	25	35Lam Sco	1.6200	28000.	96	41953	No
347	GOM_NL__2PRFIN20100309_234926_000000422087_00317_41954_8757.N1	09-MAR-2010 23:49:26	Dark	42.000	147	Alp Ara	2.8770	26000.	84	41954	No
348	GOM_NL__2PRFIN20100309_235420_000000432087_00317_41954_8758.N1	09-MAR-2010 23:54:20	Dark	43.000	134	Bet TrA	2.8100	6600.0	86	41954	No
349	GOM_NL__2PRFIN20100309_235702_000000492087_00317_41954_8759.N1	09-MAR-2010 23:57:02	Dark	49.000	4	Alp1Cen	-0.010000	5800.0	98	41954	No
350	GOM_NL__2PRFIN20100309_235818_000000532087_00317_41954_8760.N1	09-MAR-2010 23:58:18	Dark	52.500	10	Bet Cen	0.61000	28000.	105	41954	No

3. Quality information per product

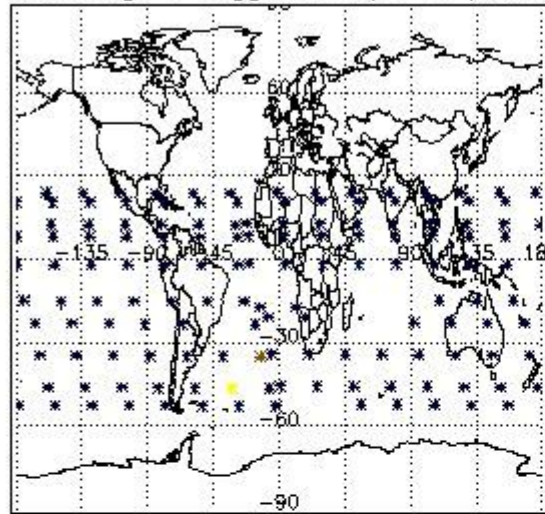
In this section it is plotted some information contained in the Quality Summary data set of the level 2 products. Only products in dark limb conditions and without errors (error flag in the MPH set to "0") are used.

3.1 Plot quality information per product (time dependant)

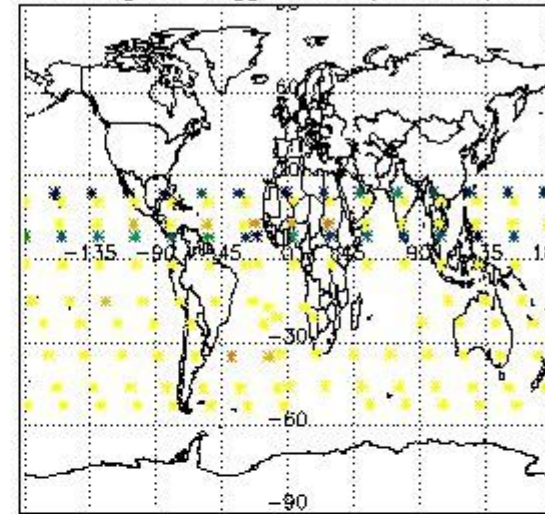


3.2 Plot quality information per product (world map)

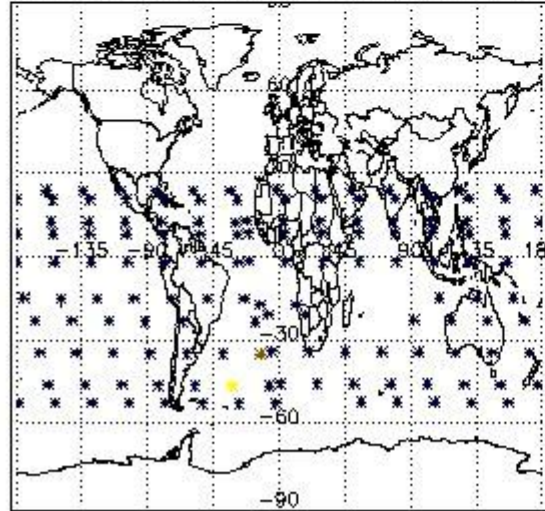
Percentage of flagged data per O3 profile



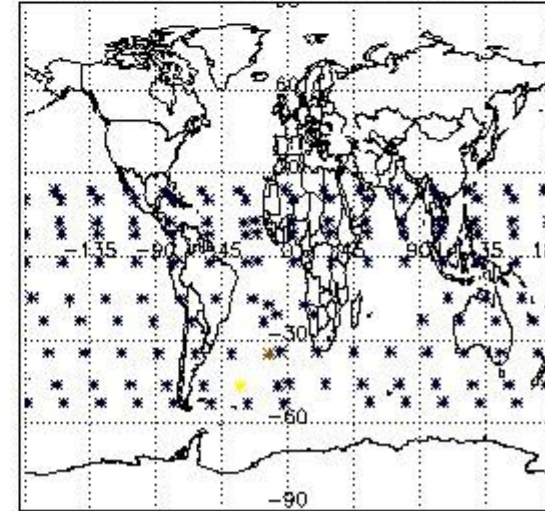
Percentage of flagged data per H2O profile



Percentage of flagged data per NO2 profile



Percentage of flagged data per NO3 profile

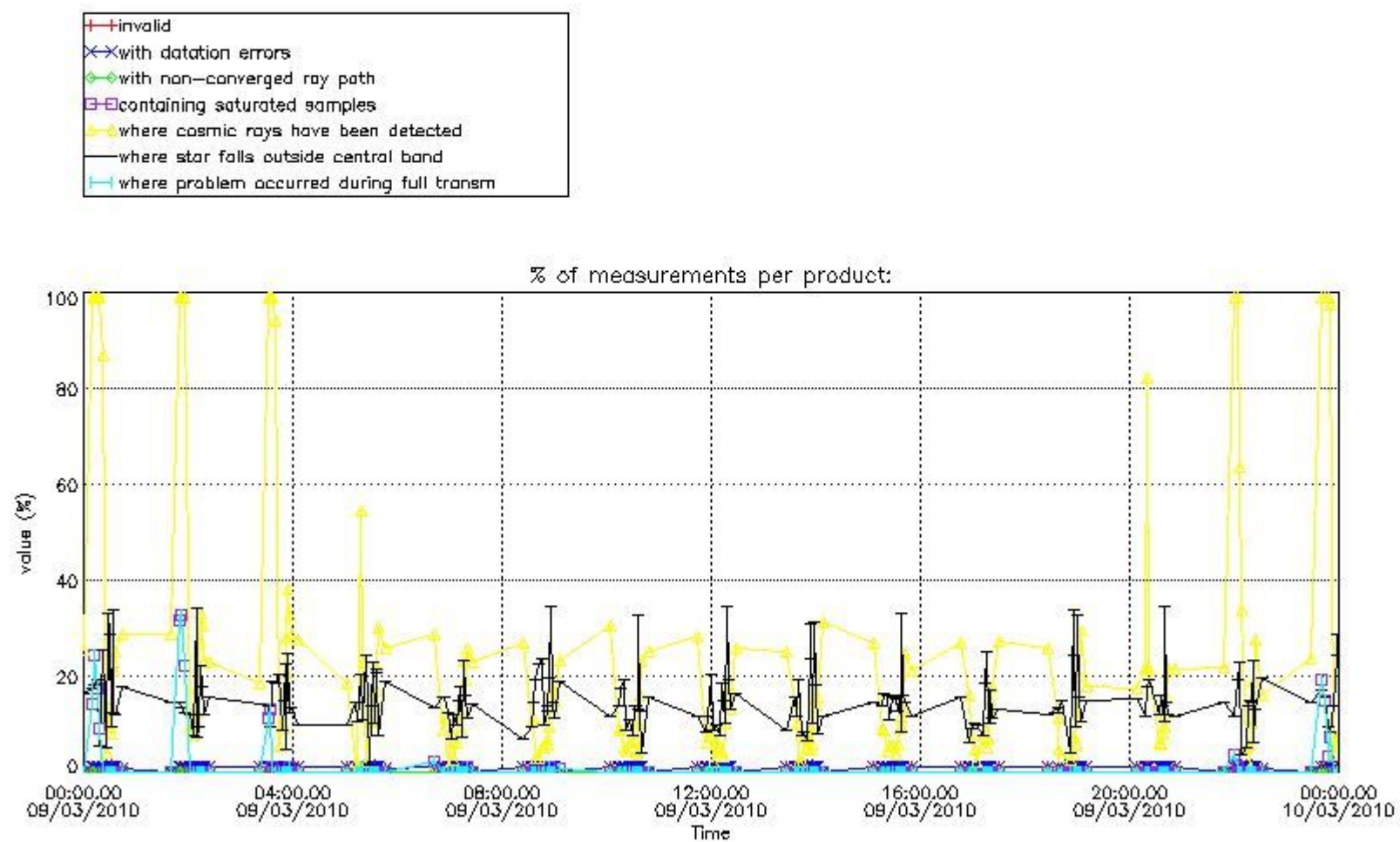


4. Level 1 quality information per product

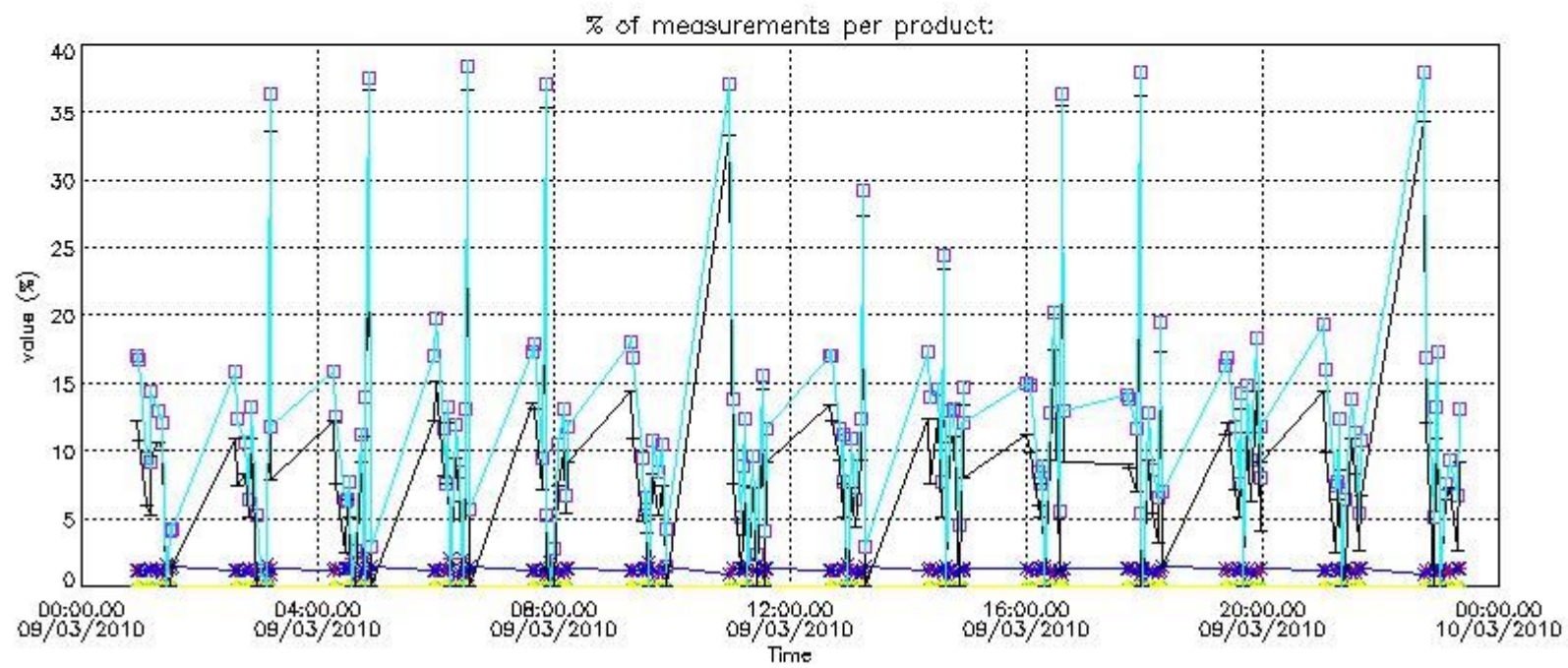
In this section it is plotted some information contained in the Quality Summary data set of the level 2 products that comes from the level 1b processing. Products without errors (error flag in the MPH set to "0") are used.

4.1 Plot quality information per product (time dependant) coming from level 1b processing

4.1.1 Plot level 1 quality information per product (time dependant): ENVISAT ASCENDING passes

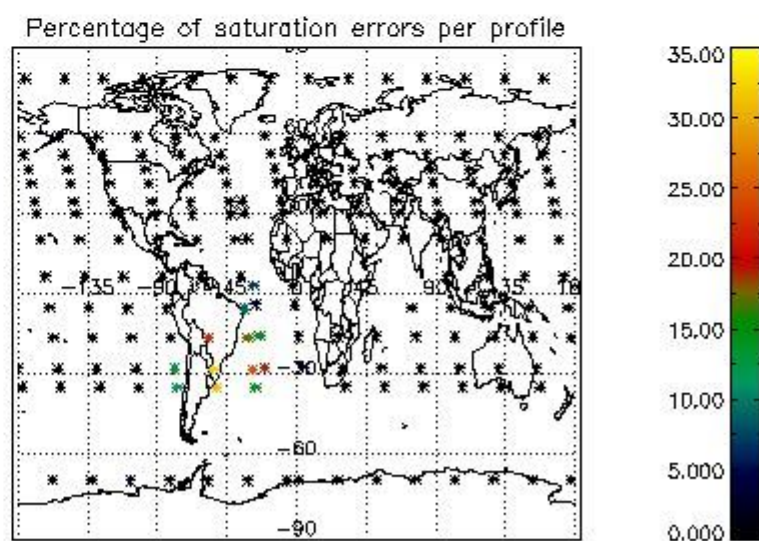
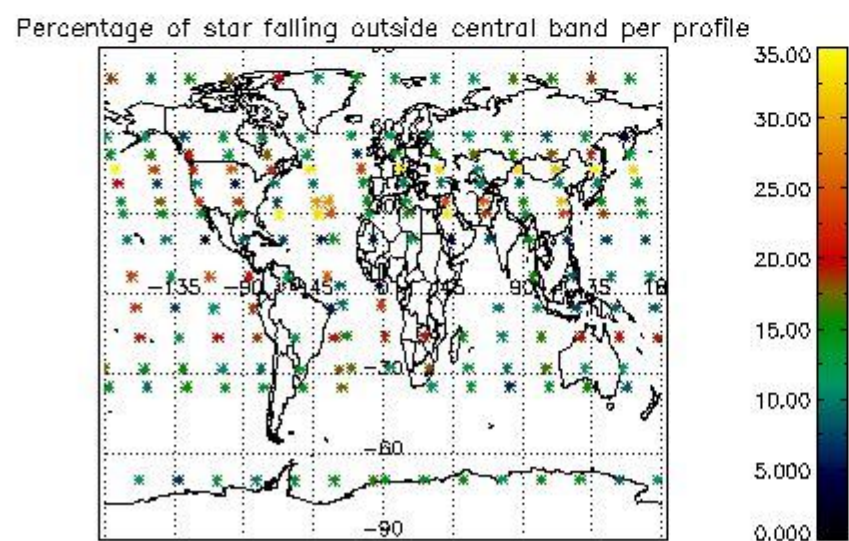
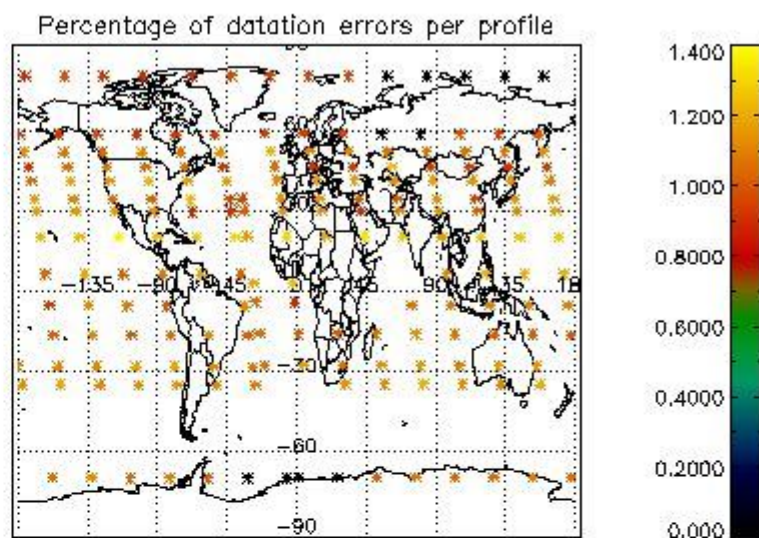
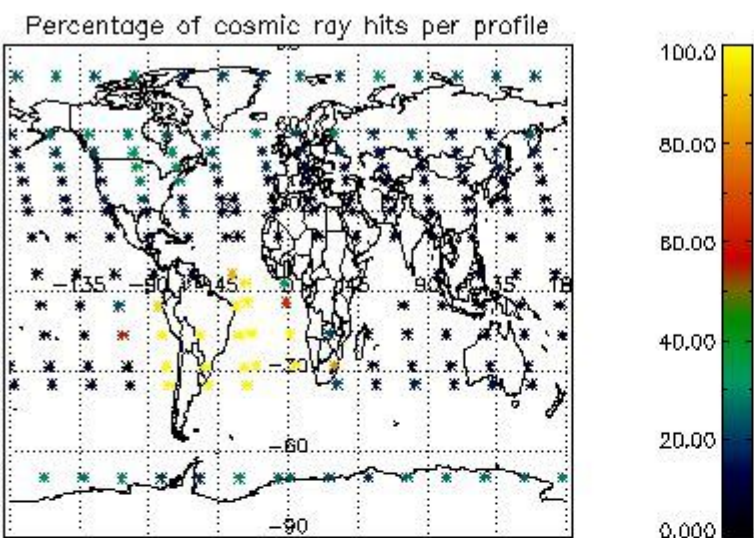


4.1.2 Plot level 1 quality information per product (time dependant): ENVI SAT DESCENDING passes

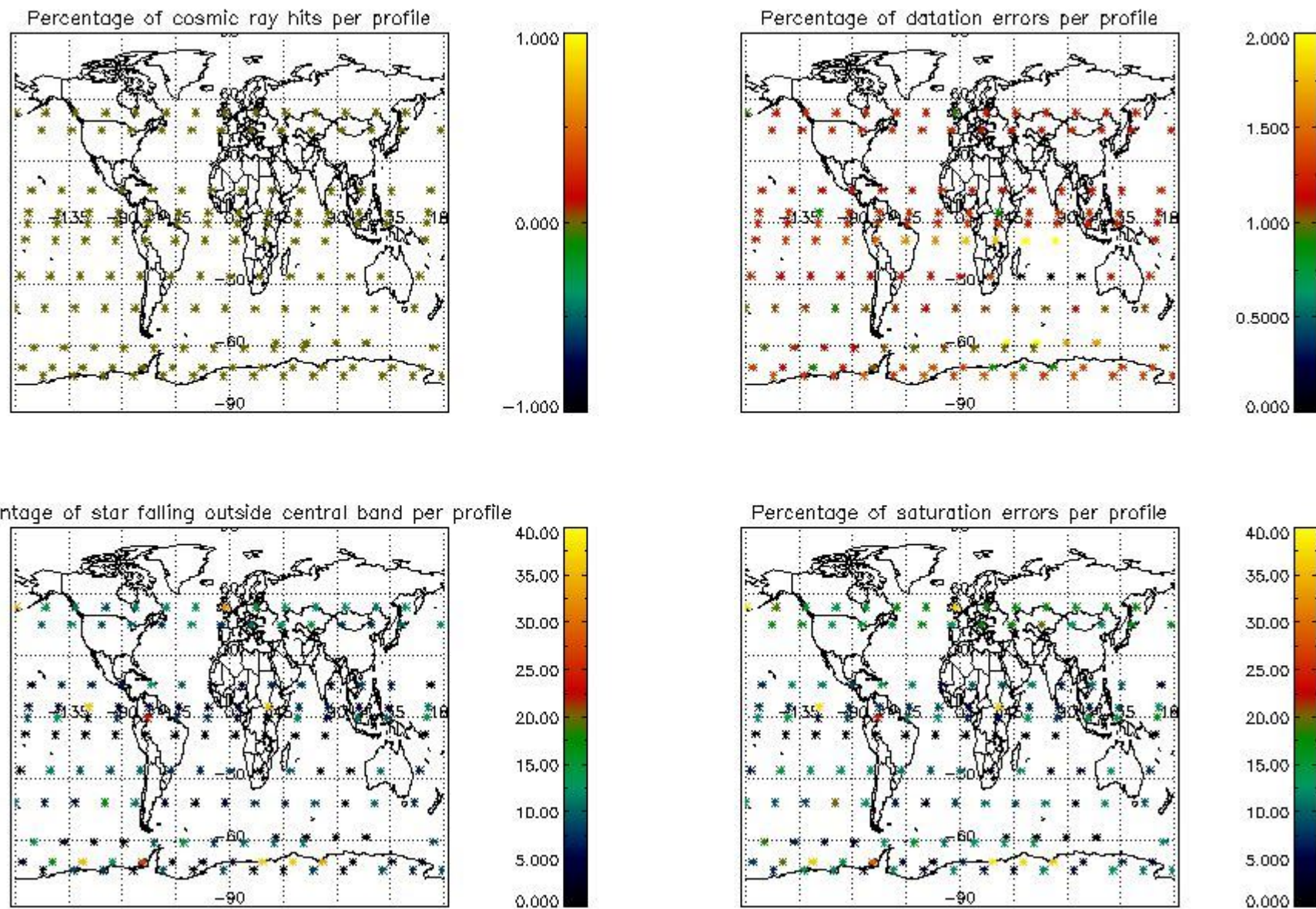


4.2 Plot quality information per product coming from level 1b processing (world map)

4.2.1 Plot level 1 quality information per product (world map): ENVISAT ASCENDING passes



4.2.2 Plot level 1 quality information per product (world map): ENVISAT DESCENDING passes



5. Trace gas profiles

5.1 Ozone statistics based on quality of products

The final quality of the products can be "measured" using the STD (Standard Deviation) attached to every point profile. This information is written to the parameter GOM_NL__2P/NL_LOCAL_SPECIES_DENSITY/o3_std of the level 2 products. The table below shows the statistics for given STD ranges.

The statistics are given with respect to the overall valid production:

- Products without fatal errors: GOM_NL__2P/MPH/PRODUCT_ERR=0
- Valid point profile: GOM_NL__2P/NL_LOCAL_SPECIES_DENSITY/pcd(0)=0

The 'Criteria' is applied to valid points of dark limb products:

- Products in dark limb illumination condition: GOM_NL__2P/NL_SUMMARY_QUALITY/obs_ill_cond=0
- Products without fatal errors: GOM_NL__2P/MPH/PRODUCT_ERR=0
- Valid point profile: GOM_NL__2P/NL_LOCAL_SPECIES_DENSITY/pcd(0)=0

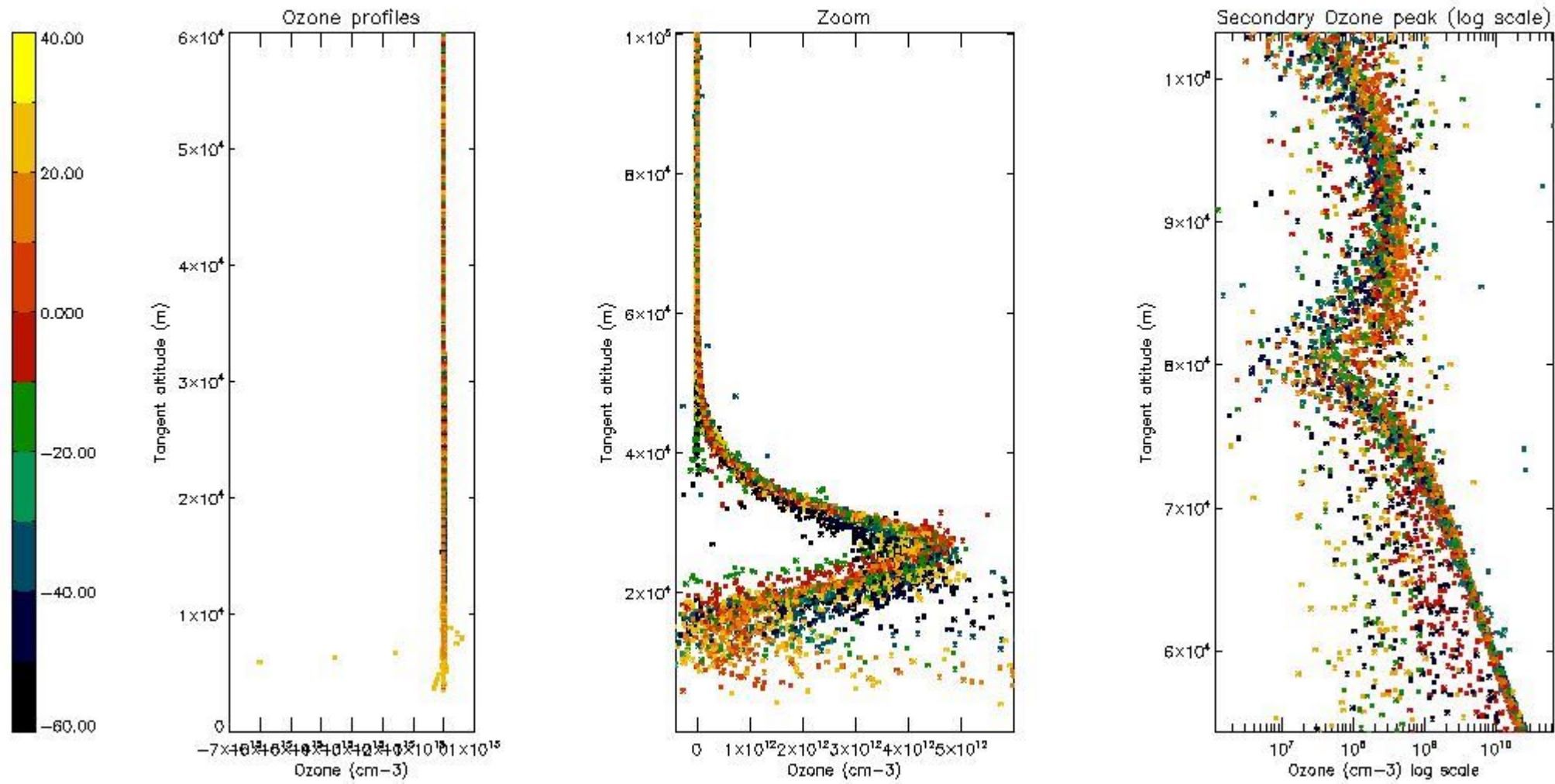
So, the table below shows the percentage of dark limb and valid observations for each criteria with respect to the overall valid daily observations.

Criteria	% of total production
All STD	42
STD < 20	20

STD < 10	15
STD < 5	11

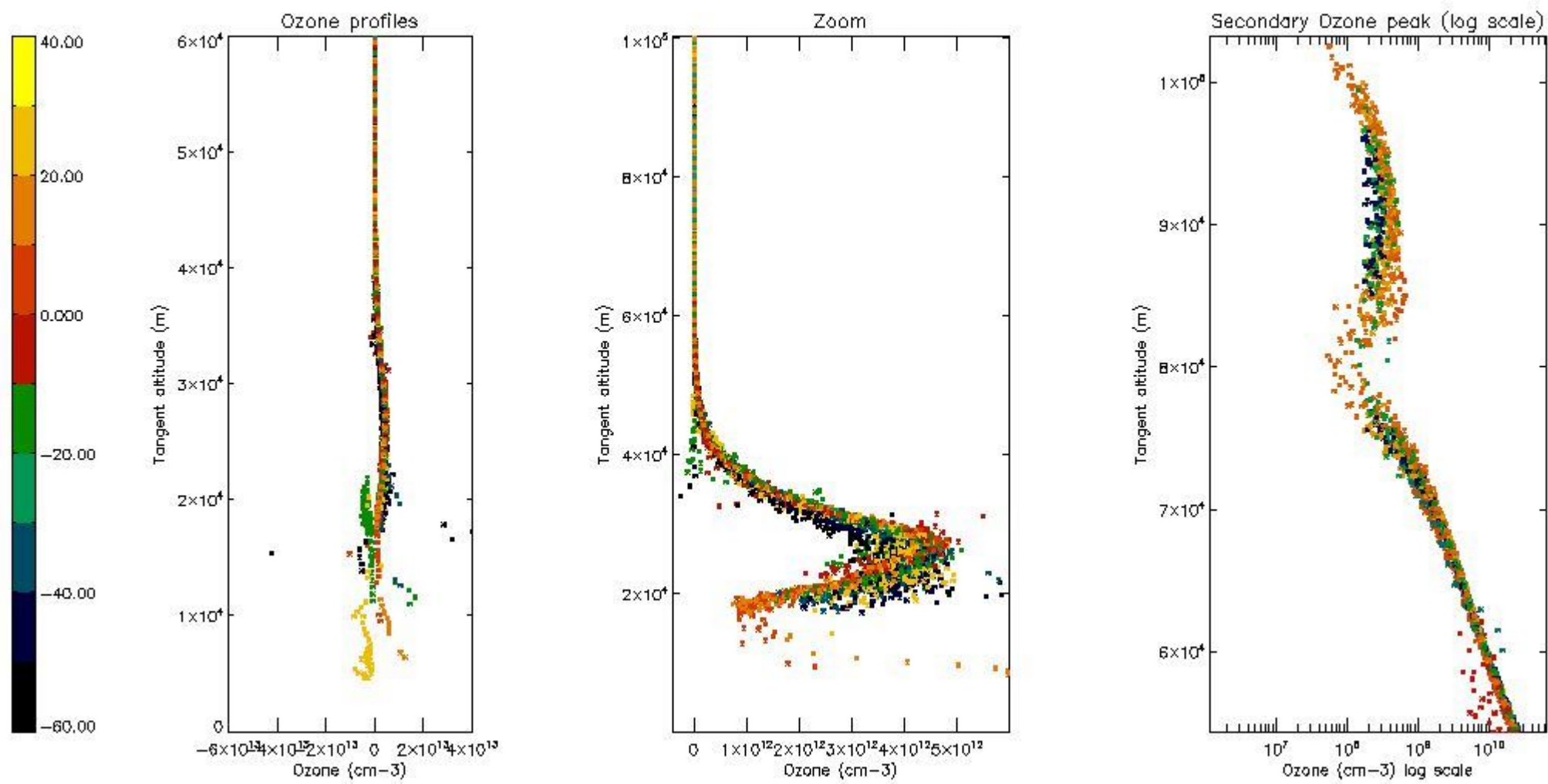
5.2 Plot ozone profiles for all STD (dark without errors)

The colorbar represents the latitude.



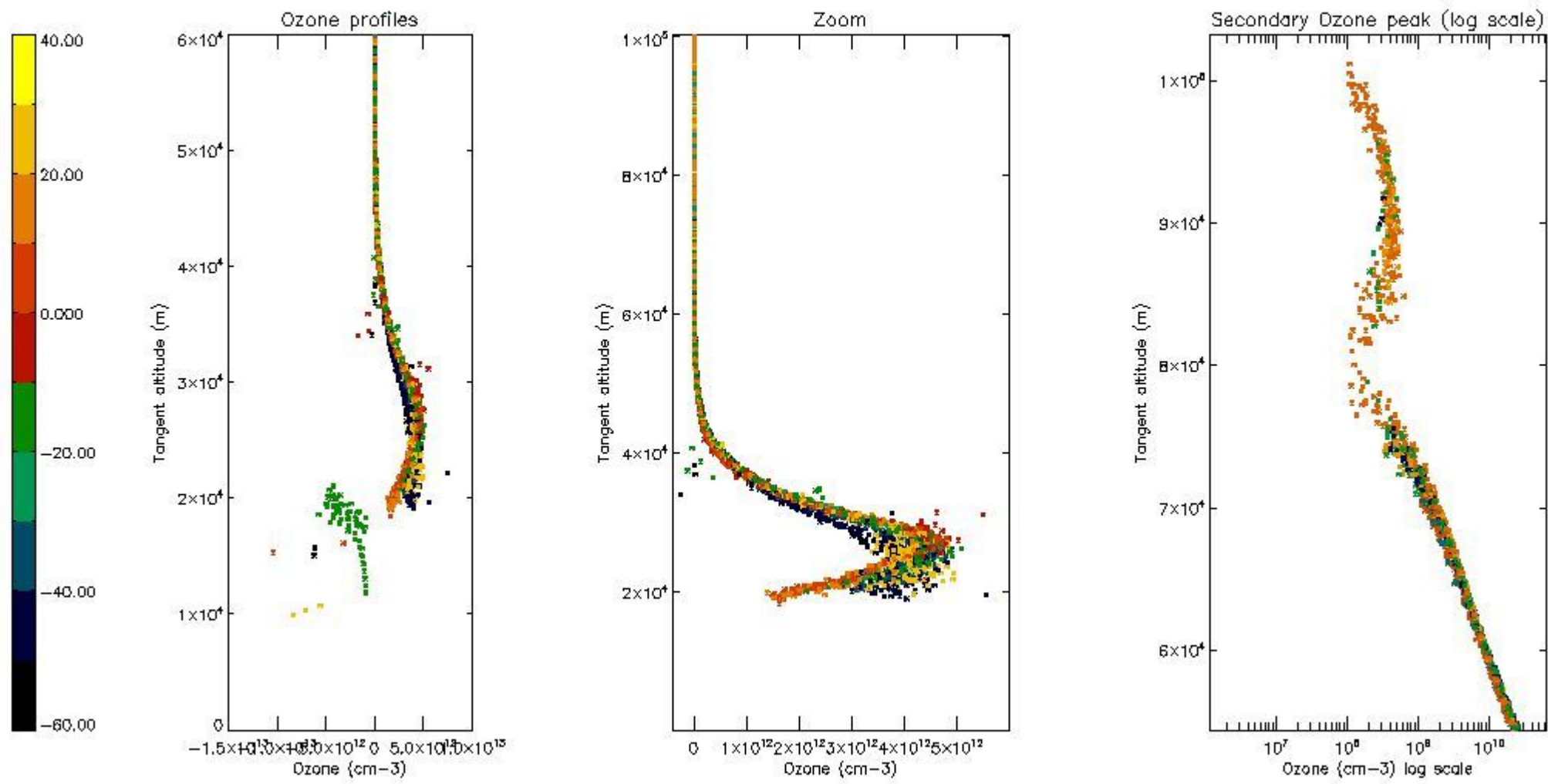
5.3 Plot ozone profiles where STD < 20% (dark without errors)

The colorbar represents the latitude.



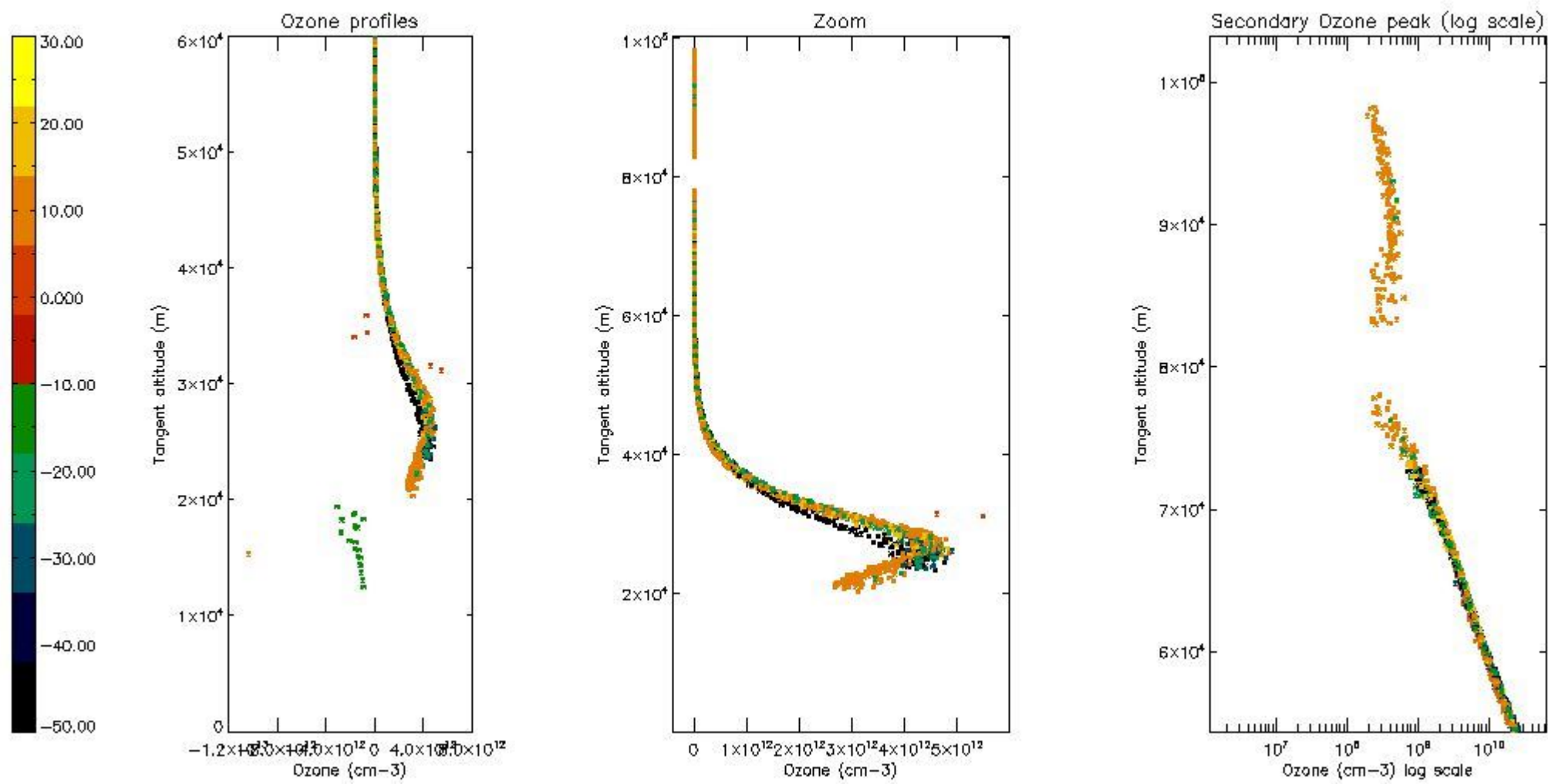
5.4 Plot ozone profiles where STD < 10% (dark without errors)

The colorbar represents the latitude.



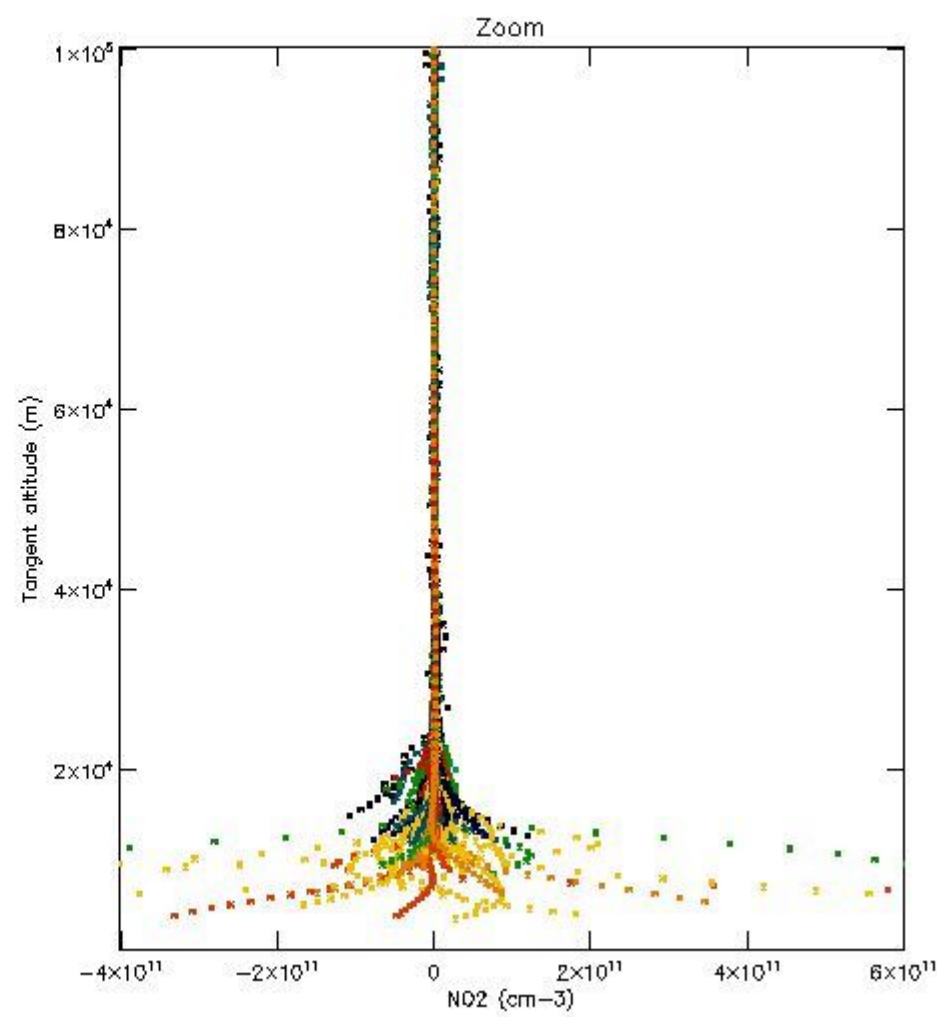
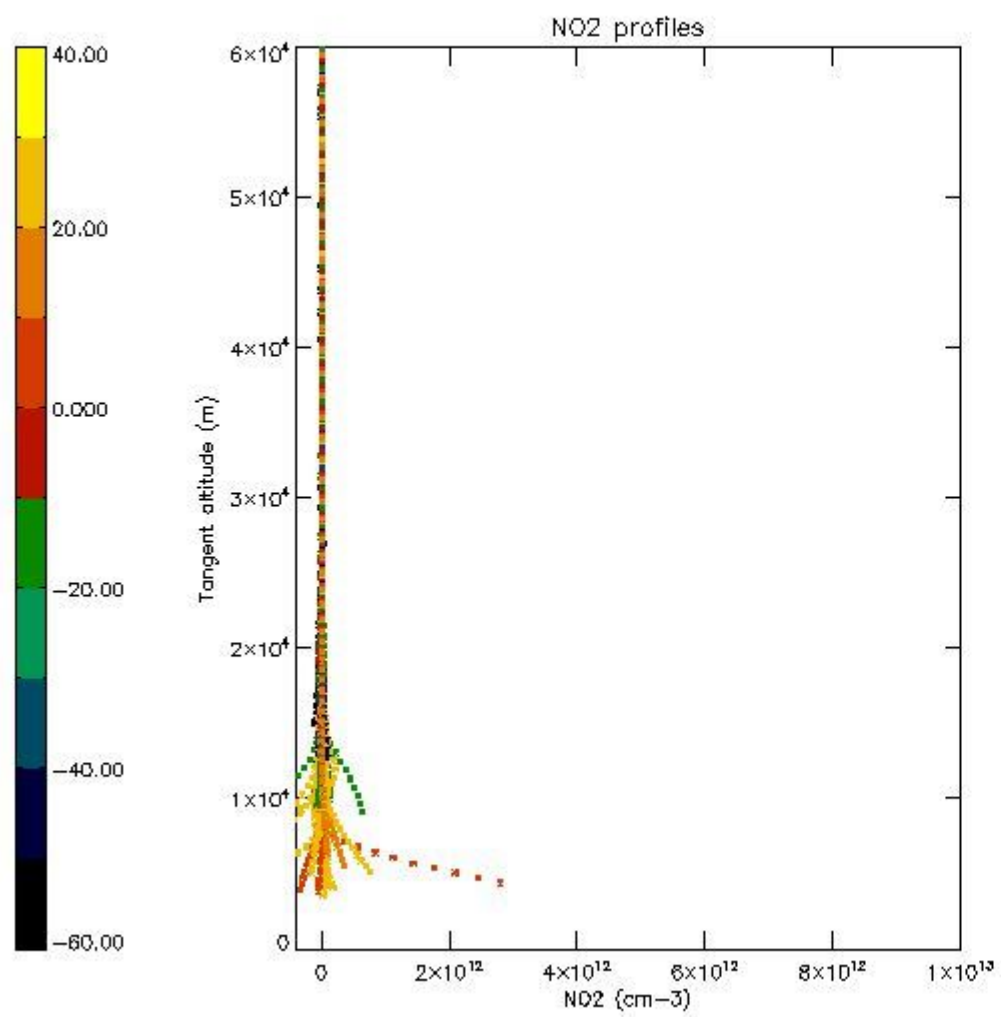
5.5 Plot ozone profiles where STD < 5% (dark without errors)

The colorbar represents the latitude.



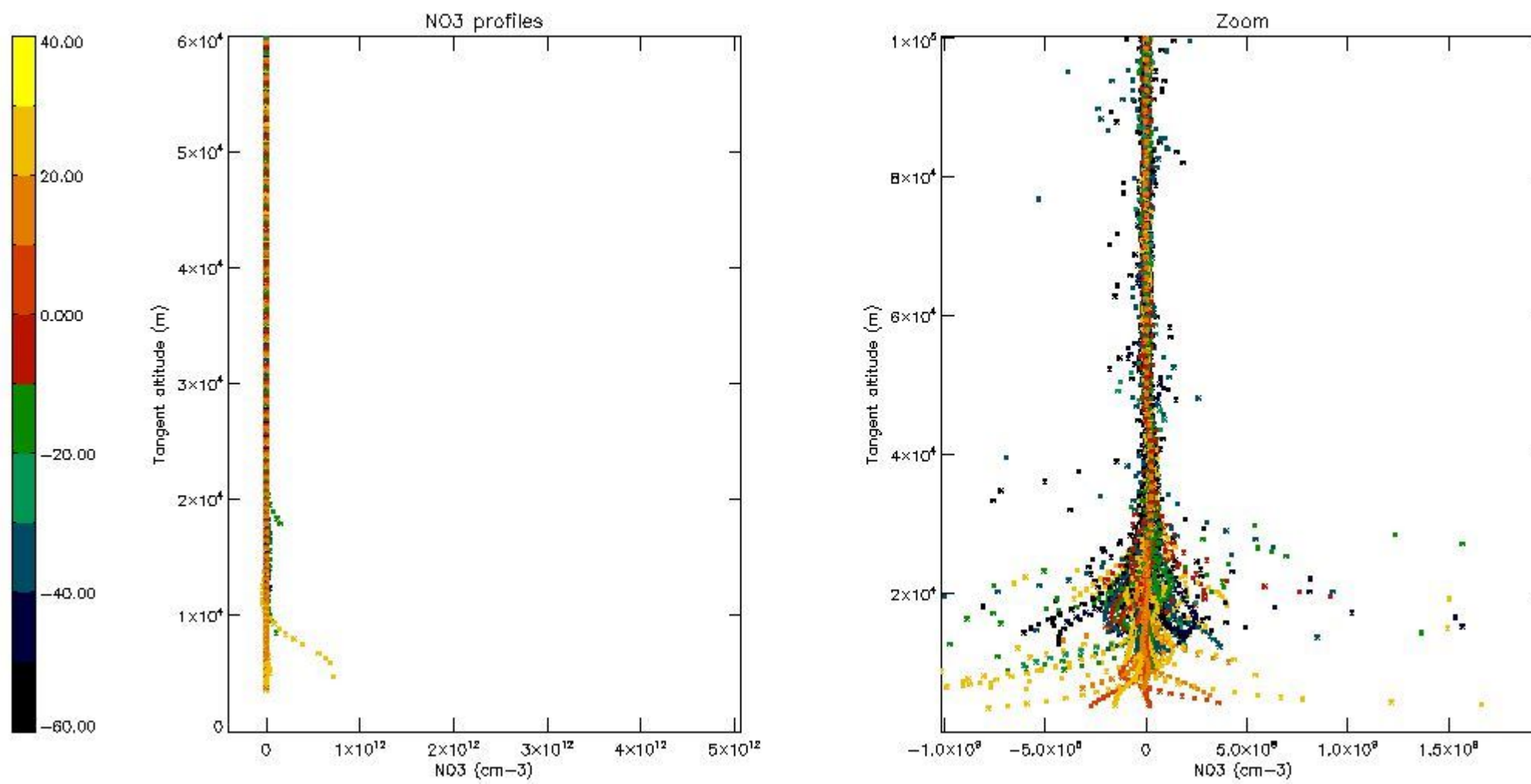
5.6 Plot NO₂ profiles for all STD (dark without errors)

The colorbar represents the latitude.



5.7 Plot NO3 profiles for all STD (dark without errors)

The colorbar represents the latitude.



6. Auxiliary Data Files used for the production reported in section 2

The number reported in the third column indicates since which file (see list in section 2) the corresponding auxiliary file has been used. The fourth column is the date of those product files.

Type	Auxiliary Filename	Used since product	Used since product date
INST_PHYS_CHARACTERISTICS	GOM_INS_AXVIEC20091111_143220_20030716_120000_20500101_000000	1	09-MAR-2010 00:00:15
LEVEL-2_PROC_CONFIG	GOM_PR2_AXVIEC20091111_152718_20020301_000000_20500101_000000	1	09-MAR-2010 00:00:15
CROSS_SECTIONS_FILE	GOM_CRS_AXVIEC20091111_154832_20020301_000000_20500101_000000	1	09-MAR-2010 00:00:15

GOMOS Level 2 Daily Report

SUMMARY

[1. General Info](#)

[2. Summary of processed GOM_NL_2P products](#)

[3. Level 2 Quality information per product](#)

[3.1 Plot of level 2 quality information per product \(time dependant\)](#)

[3.2 Plot of level 2 quality information per product \(world map\)](#)

[4. Level 1 Quality information per product \(stored on level 2 products\)](#)

[4.1 Plot of level 1 quality information per product \(time dependant\)](#)

[4.1.1 Plot of level 1 quality information per product \(time dependant\): ASCENDING](#)

[4.1.2 Plot of level 1 quality information per product \(time dependant\): DESCENDING](#)

[4.2 Plot of level 1 quality information per product \(world map\)](#)

[4.2.1 Plot of level 1 quality information per product \(world map\): ASCENDING](#)

[4.2.2 Plot of level 1 quality information per product \(world map\): DESCENDING](#)

[5. Ozone profiles based on quality statistics and other trace gas profiles](#)

[5.1 Ozone statistics based on quality of products](#)

[5.2 Plot ozone profiles for all STD \(dark without errors\)](#)

[5.3 Plot ozone profiles where STD < 20% \(dark without errors\)](#)

[5.4. Plot ozone profiles where STD < 10% \(dark without errors\)](#)

[5.5. Plot ozone profiles where STD < 5% \(dark without errors\)](#)

[5.6 Plot NO2 profiles for all STD \(dark without errors\)](#)

[5.7 Plot NO3 profiles for all STD \(dark without errors\)](#)

[5.8 Plot H2O profiles \(only for occultations of stars 1,2,3,4,13,14,16,26,63 dark without errors\) for all STD](#)

[6. Auxiliary Data Files used for the production reported in section 2](#)

This report presents the daily analysis on parameters extracted from GOMOS level 2 data (GOM_NL__2P). It is intended to monitor some important parameters that will impact the quality of these products. A list of level 2 products (and content) that have arrived during the reporting day to the PCF is also given.

Item	Value
Time of report generation	26APR2013 18:05:25
Data source version	GOMOS/6.01
Start time of products	09-03-2010 (09MAR2010 00:00:00)
Stop time of products	10-03-2010 (10MAR2010 00:00:00)
Store outputs in DB	Yes
Nb of level 2 prods	350
Nb of prods with errors	0

2. Summary of processed GOM_NL__2P products.

Nr	Filename	UTC Start time	Limb	Duration	Star Id	Star Name	Star Mag	Star Temp	Nb Meas	Orbit	Prod. error
1	GOM_NL__2PRFIN20100309_000015_000000492087_00302_41939_8371.N1	09-MAR-2010 00:00:15	Bright	49.000	168	17Zet Aql	2.9860	11000.	98	41939	No
2	GOM_NL__2PRFIN20100309_001020_000000462087_00302_41939_8372.N1	09-MAR-2010 00:10:20	Dark	46.000	155	41Pi Sgr	2.9000	6600.0	92	41939	No
3	GOM_NL__2PRFIN20100309_001216_000000472087_00302_41939_8373.N1	09-MAR-2010 00:12:16	Dark	47.000	57	34Sig Sgr	2.0660	26000.	94	41939	No
4	GOM_NL__2PRFIN20100309_001534_000000492087_00302_41939_8374.N1	09-MAR-2010 00:15:34	Dark	49.000	38	20Eps Sgr	1.8360	11000.	98	41939	No
5	GOM_NL__2PRFIN20100309_001838_000000452087_00302_41939_8375.N1	09-MAR-2010 00:18:38	Dark	44.500	85	Kap Sco	2.4070	28000.	89	41939	No
6	GOM_NL__2PRFIN20100309_002157_000000492087_00303_41940_8360.N1	09-MAR-2010 00:21:57	Dark	49.000	141	Bet Ara	2.8400	4600.0	98	41940	No
7	GOM_NL__2PRFIN20100309_002549_000000392087_00303_41940_8361.N1	09-MAR-2010 00:25:49	Dark	38.500	134	Bet TrA	2.8100	6600.0	77	41940	No
8	GOM_NL__2PRFIN20100309_002831_000000562087_00303_41940_8362.N1	09-MAR-2010 00:28:31	Dark	56.000	4	Alp1Cen	-0.010000	5800.0	112	41940	No
9	GOM_NL__2PRFIN20100309_002948_000000532087_00303_41940_8363.N1	09-MAR-2010 00:29:48	Dark	52.500	10	Bet Cen	0.61000	28000.	105	41940	No
10	GOM_NL__2PRFIN20100309_003145_000000432087_00303_41940_8364.N1	09-MAR-2010 00:31:45	Dark	43.000	77	Eps Cen	2.3030	28000.	86	41940	No
11	GOM_NL__2PRFIN20100309_003313_000000552087_00303_41940_8365.N1	09-MAR-2010 00:33:13	Dark	55.000	26	Gam Cru	1.6240	2900.0	110	41940	No
12	GOM_NL__2PRFIN20100309_003449_000000442087_00303_41940_8366.N1	09-MAR-2010 00:34:49	Straylight	44.000	64	Gam Cen	2.2000	10600.	88	41940	No
13	GOM_NL__2PRFIN20100309_003644_000000542087_00303_41940_8367.N1	09-MAR-2010 00:36:44	Straylight	54.000	123	Iot Cen	2.7500	10200.	108	41940	No
14	GOM_NL__2PRFIN20100309_004352_000000562087_00303_41940_8368.N1	09-MAR-2010 00:43:52	Straylight	56.000	171	2Eps Crv	3.0010	4250.0	112	41940	No
15	GOM_NL__2PRFIN20100309_005524_000000412087_00303_41940_8369.N1	09-MAR-2010 00:55:24	Bright	41.000	22	32Alp Leo	1.3600	15200.	82	41940	No
16	GOM_NL__2PRFIN20100309_005748_000000422087_00303_41940_8370.N1	09-MAR-2010 00:57:48	Bright	42.000	51	41Gam1Leo	2.0100	4500.0	84	41940	No
17	GOM_NL__2PRFIN20100309_010606_000000422087_00303_41940_8371.N1	09-MAR-2010 01:06:06	Bright	42.000	174	52Psi UMa	3.0040	4400.0	84	41940	No
18	GOM_NL__2PRFIN20100309_010907_000000392087_00303_41940_8372.N1	09-MAR-2010 01:09:07	Bright	38.500	82	48Bet UMa	2.3650	10600.	77	41940	No
19	GOM_NL__2PRFIN20100309_011033_000000422087_00303_41940_8373.N1	09-MAR-2010 01:10:33	Bright	41.500	36	50Alp UMa	1.8000	6300.0	83	41940	No
20	GOM_NL__2PRFIN20100309_011746_000000432087_00303_41940_8374.N1	09-MAR-2010 01:17:46	Bright	42.500	60	7Bet UMi	2.0810	3950.0	85	41940	No
21	GOM_NL__2PRFIN20100309_012212_000000502087_00303_41940_8375.N1	09-MAR-2010 01:22:12	Bright	49.500	119	14Eta Dra	2.7270	4700.0	99	41940	No
22	GOM_NL__2PRFIN20100309_012655_000000302087_00303_41940_8376.N1	09-MAR-2010 01:26:55	Twilight	30.000	130	23Bet Dra	2.7990	5800.0	60	41940	No
23	GOM_NL__2PRFIN20100309_013029_000000372087_00303_41940_8377.N1	09-MAR-2010 01:30:29	Bright	36.500	144	18Del Cyg	2.8600	11000.	73	41940	No
24	GOM_NL__2PRFIN20100309_013147_000000352087_00303_41940_8378.N1	09-MAR-2010 01:31:47	Bright	35.000	66	37Gam Cyg	2.2080	5900.0	70	41940	No
25	GOM_NL__2PRFIN20100309_014051_000000492087_00303_41940_8379.N1	09-MAR-2010 01:40:51	Bright	48.500	168	17Zet Aql	2.9860	11000.	97	41940	No
26	GOM_NL__2PRFIN20100309_015057_000000452087_00303_41940_8380.N1	09-MAR-2010 01:50:57	Dark	44.500	155	41Pi Sgr	2.9000	6600.0	89	41940	No
27	GOM_NL__2PRFIN20100309_015253_000000452087_00303_41940_8381.N1	09-MAR-2010 01:52:53	Dark	44.500	57	34Sig Sgr	2.0660	26000.	89	41940	No
28	GOM_NL__2PRFIN20100309_015611_000000452087_00303_41940_8382.N1	09-MAR-2010 01:56:11	Dark	45.000	38	20Eps Sgr	1.8360	11000.	90	41940	No
29	GOM_NL__2PRFIN20100309_020233_000000422087_00304_41941_8368.N1	09-MAR-2010 02:02:33	Dark	42.000	141	Bet Ara	2.8400	4600.0	84	41941	No
30	GOM_NL__2PRFIN20100309_020626_000000402087_00304_41941_8369.N1	09-MAR-2010 02:06:26	Dark	39.500	134	Bet TrA	2.8100	6600.0	79	41941	No
31	GOM_NL__2PRFIN20100309_020907_000000572087_00304_41941_8370.N1	09-MAR-2010 02:09:07	Dark	57.000	4	Alp1Cen	-0.010000	5800.0	114	41941	No
32	GOM_NL__2PRFIN20100309_021024_000000412087_00304_41941_8371.N1	09-MAR-2010 02:10:24	Dark	40.500	10	Bet Cen	0.61000	28000.	81	41941	No
33	GOM_NL__2PRFIN20100309_021222_000000432087_00304_41941_8372.N1	09-MAR-2010 02:12:22	Dark	42.500	77	Eps Cen	2.3030	28000.	85	41941	No
34	GOM_NL__2PRFIN20100309_021349_000000472087_00304_41941_8373.N1	09-MAR-2010 02:13:49	Dark	47.000	26	Gam Cru	1.6240	2900.0	94	41941	No
35	GOM_NL__2PRFIN20100309_021525_000000482087_00304_41941_8374.N1	09-MAR-2010 02:15:25	Straylight	47.500	64	Gam Cen	2.2000	10600.	95	41941	No
36	GOM_NL__2PRFIN20100309_021720_000000542087_00304_41941_8375.N1	09-MAR-2010 02:17:20	Straylight	54.000	123	Iot Cen	2.7500	10200.	108	41941	No
37	GOM_NL__2PRFIN20100309_022429_000000552087_00304_41941_8376.N1	09-MAR-2010 02:24:29	Straylight	54.500	171	2Eps Crv	3.0010	4250.0	109	41941	No
38	GOM_NL__2PRFIN20100309_023559_000000412087_00304_41941_8377.N1	09-MAR-2010 02:35:59	Bright	41.000	22	32Alp Leo	1.3600	15200.	82	41941	No
39	GOM_NL__2PRFIN20100309_023823_000000412087_00304_41941_8378.N1	09-MAR-2010 02:38:23	Bright	40.500	51	41Gam1Leo	2.0100	4500.0	81	41941	No
40	GOM_NL__2PRFIN20100309_024642_000000432087_00304_41941_8379.N1	09-MAR-2010 02:46:42	Bright	42.500	174	52Psi UMa	3.0040	4400.0	85	41941	No
41	GOM_NL__2PRFIN20100309_024943_000000392087_00304_41941_8380.N1	09-MAR-2010 02:49:43	Bright	39.000	82	48Bet UMa	2.3650	10600.	78	41941	No
42	GOM_NL__2PRFIN20100309_025109_000000422087_00304_41941_8381.N1	09-MAR-2010 02:51:09	Bright	41.500	36	50Alp UMa	1.8000	6300.0	83	41941	No

43	GOM_NL__2PRFIN20100309_025821_000000382087_00304_41941_8382.N1	09-MAR-2010 02:58:21	Bright	38.000	60	7Bet UMi	2.0810	3950.0	76	41941	No
44	GOM_NL__2PRFIN20100309_030247_000000442087_00304_41941_8383.N1	09-MAR-2010 03:02:47	Bright	43.500	119	14Eta Dra	2.7270	4700.0	87	41941	No
45	GOM_NL__2PRFIN20100309_030731_000000302087_00304_41941_8384.N1	09-MAR-2010 03:07:31	Twi_and_stray	30.000	130	23Bet Dra	2.7990	5800.0	60	41941	No
46	GOM_NL__2PRFIN20100309_031105_000000552087_00304_41941_8385.N1	09-MAR-2010 03:11:05	Bright	55.000	144	18Del Cyg	2.8600	11000.	110	41941	No
47	GOM_NL__2PRFIN20100309_031224_000000382087_00304_41941_8386.N1	09-MAR-2010 03:12:24	Bright	38.000	66	37Gam Cyg	2.2080	5900.0	76	41941	No
48	GOM_NL__2PRFIN20100309_032127_000000492087_00304_41941_8387.N1	09-MAR-2010 03:21:27	Bright	49.000	168	17Zet Aql	2.9860	11000.	98	41941	No
49	GOM_NL__2PRFIN20100309_033134_000000442087_00304_41941_8388.N1	09-MAR-2010 03:31:34	Dark	44.000	155	41Pi Sgr	2.9000	6600.0	88	41941	No
50	GOM_NL__2PRFIN20100309_033329_000000432087_00304_41941_8389.N1	09-MAR-2010 03:33:29	Dark	42.500	57	34Sig Sgr	2.0660	26000.	85	41941	No
51	GOM_NL__2PRFIN20100309_033648_000000482087_00304_41941_8390.N1	09-MAR-2010 03:36:48	Dark	48.000	38	20Eps Sgr	1.8360	11000.	96	41941	No
52	GOM_NL__2PRFIN20100309_033952_000000512087_00304_41941_8391.N1	09-MAR-2010 03:39:52	Dark	51.000	85	Kap Sco	2.4070	28000.	102	41941	No
53	GOM_NL__2PRFIN20100309_034310_000000472087_00305_41942_8376.N1	09-MAR-2010 03:43:10	Dark	46.500	141	Bet Ara	2.8400	4600.0	93	41942	No
54	GOM_NL__2PRFIN20100309_034703_000000402087_00305_41942_8377.N1	09-MAR-2010 03:47:03	Dark	40.000	134	Bet TrA	2.8100	6600.0	80	41942	No
55	GOM_NL__2PRFIN20100309_034944_000000442087_00305_41942_8378.N1	09-MAR-2010 03:49:44	Dark	44.000	4	Alp1Cen	-0.010000	5800.0	88	41942	No
56	GOM_NL__2PRFIN20100309_035101_000000492087_00305_41942_8379.N1	09-MAR-2010 03:51:01	Dark	48.500	10	Bet Cen	0.61000	28000.	97	41942	No
57	GOM_NL__2PRFIN20100309_035259_000000412087_00305_41942_8380.N1	09-MAR-2010 03:52:59	Dark	41.000	77	Eps Cen	2.3030	28000.	82	41942	No
58	GOM_NL__2PRFIN20100309_035426_000000492087_00305_41942_8381.N1	09-MAR-2010 03:54:26	Dark	48.500	26	Gam Cru	1.6240	2900.0	97	41942	No
59	GOM_NL__2PRFIN20100309_035602_000000452087_00305_41942_8382.N1	09-MAR-2010 03:56:02	Straylight	44.500	64	Gam Cen	2.2000	10600.	89	41942	No
60	GOM_NL__2PRFIN20100309_035757_000000562087_00305_41942_8383.N1	09-MAR-2010 03:57:57	Straylight	55.500	123	lot Cen	2.7500	10200.	111	41942	No
61	GOM_NL__2PRFIN20100309_040505_000000512087_00305_41942_8384.N1	09-MAR-2010 04:05:05	Straylight	50.500	171	2Eps Crv	3.0010	4250.0	101	41942	No
62	GOM_NL__2PRFIN20100309_041635_000000412087_00305_41942_8385.N1	09-MAR-2010 04:16:35	Bright	41.000	22	32Alp Leo	1.3600	15200.	82	41942	No
63	GOM_NL__2PRFIN20100309_041859_000000402087_00305_41942_8386.N1	09-MAR-2010 04:18:59	Bright	40.000	51	41Gam1Leo	2.0100	4500.0	80	41942	No
64	GOM_NL__2PRFIN20100309_042717_000000402087_00305_41942_8387.N1	09-MAR-2010 04:27:17	Bright	40.000	174	52Psi UMa	3.0040	4400.0	80	41942	No
65	GOM_NL__2PRFIN20100309_043019_000000392087_00305_41942_8388.N1	09-MAR-2010 04:30:19	Bright	39.000	82	48Bet UMa	2.3650	10600.	78	41942	No
66	GOM_NL__2PRFIN20100309_043144_000000392087_00305_41942_8389.N1	09-MAR-2010 04:31:44	Bright	39.000	36	50Alp UMa	1.8000	6300.0	78	41942	No
67	GOM_NL__2PRFIN20100309_043407_000000252087_00305_41942_8390.N1	09-MAR-2010 04:34:07	Twi_and_stray	25.000	32	77Eps UMa	1.7630	11000.	50	41942	No
68	GOM_NL__2PRFIN20100309_043856_000000382087_00305_41942_8391.N1	09-MAR-2010 04:38:56	Bright	37.500	60	7Bet UMi	2.0810	3950.0	75	41942	No
69	GOM_NL__2PRFIN20100309_044323_000000492087_00305_41942_8392.N1	09-MAR-2010 04:43:23	Bright	49.000	119	14Eta Dra	2.7270	4700.0	98	41942	No
70	GOM_NL__2PRFIN20100309_044806_000000252087_00305_41942_8393.N1	09-MAR-2010 04:48:06	Twi_and_stray	25.000	130	23Bet Dra	2.7990	5800.0	50	41942	No
71	GOM_NL__2PRFIN20100309_044853_000000502087_00305_41942_8394.N1	09-MAR-2010 04:48:53	Bright	50.000	69	33Gam Dra	2.2310	3800.0	100	41942	No
72	GOM_NL__2PRFIN20100309_045141_000000562087_00305_41942_8395.N1	09-MAR-2010 04:51:41	Bright	56.000	144	18Del Cyg	2.8600	11000.	112	41942	No
73	GOM_NL__2PRFIN20100309_045300_000000342087_00305_41942_8396.N1	09-MAR-2010 04:53:00	Bright	34.000	66	37Gam Cyg	2.2080	5900.0	68	41942	No
74	GOM_NL__2PRFIN20100309_050204_000000462087_00305_41942_8397.N1	09-MAR-2010 05:02:04	Bright	46.000	168	17Zet Aql	2.9860	11000.	92	41942	No
75	GOM_NL__2PRFIN20100309_051210_000000452087_00305_41942_8398.N1	09-MAR-2010 05:12:10	Dark	44.500	155	41Pi Sgr	2.9000	6600.0	89	41942	No
76	GOM_NL__2PRFIN20100309_051406_000000432087_00305_41942_8399.N1	09-MAR-2010 05:14:06	Dark	42.500	57	34Sig Sgr	2.0660	26000.	85	41942	No
77	GOM_NL__2PRFIN20100309_051725_000000502087_00305_41942_8400.N1	09-MAR-2010 05:17:25	Dark	49.500	38	20Eps Sgr	1.8360	11000.	99	41942	No
78	GOM_NL__2PRFIN20100309_052029_000000462087_00305_41942_8401.N1	09-MAR-2010 05:20:29	Dark	46.000	85	Kap Sco	2.4070	28000.	92	41942	No
79	GOM_NL__2PRFIN20100309_052346_000000502087_00306_41943_8400.N1	09-MAR-2010 05:23:46	Dark	49.500	141	Bet Ara	2.8400	4600.0	99	41943	No
80	GOM_NL__2PRFIN20100309_052739_000000372087_00306_41943_8401.N1	09-MAR-2010 05:27:39	Dark	36.500	134	Bet TrA	2.8100	6600.0	73	41943	No
81	GOM_NL__2PRFIN20100309_053021_000000432087_00306_41943_8402.N1	09-MAR-2010 05:30:21	Dark	43.000	4	Alp1Cen	-0.010000	5800.0	86	41943	No
82	GOM_NL__2PRFIN20100309_053137_000000482087_00306_41943_8403.N1	09-MAR-2010 05:31:37	Dark	48.000	10	Bet Cen	0.61000	28000.	96	41943	No
83	GOM_NL__2PRFIN20100309_053335_000000442087_00306_41943_8404.N1	09-MAR-2010 05:33:35	Dark	43.500	77	Eps Cen	2.3030	28000.	87	41943	No
84	GOM_NL__2PRFIN20100309_053502_000000472087_00306_41943_8405.N1	09-MAR-2010 05:35:02	Dark	46.500	26	Gam Cru	1.6240	2900.0	93	41943	No
85	GOM_NL__2PRFIN20100309_053638_000000492087_00306_41943_8406.N1	09-MAR-2010 05:36:38	Straylight	48.500	64	Gam Cen	2.2000	10600.	97	41943	No
86	GOM_NL__2PRFIN20100309_053833_000000522087_00306_41943_8407.N1	09-MAR-2010 05:38:33	Straylight	51.500	123	lot Cen	2.7500	10200.	103	41943	No
87	GOM_NL__2PRFIN20100309_054541_000000562087_00306_41943_8408.N1	09-MAR-2010 05:45:41	Straylight	56.000	171	2Eps Crv	3.0010	4250.0	112	41943	No
88	GOM_NL__2PRFIN20100309_055711_000000412087_00306_41943_8409.N1	09-MAR-2010 05:57:11	Bright	41.000	22	32Alp Leo	1.3600	15200.	82	41943	No
89	GOM_NL__2PRFIN20100309_055935_000000432087_00306_41943_8410.N1	09-MAR-2010 05:59:35	Bright	43.000	51	41Gam1Leo	2.0100	4500.0	86	41943	No
90	GOM_NL__2PRFIN20100309_060753_000000432087_00306_41943_8411.N1	09-MAR-2010 06:07:53	Bright	43.000	174	52Psi UMa	3.0040	4400.0	86	41943	No
91	GOM_NL__2PRFIN20100309_061054_000000402087_00306_41943_8412.N1	09-MAR-2010 06:10:54	Bright	39.500	82	48Bet UMa	2.3650	10600.	79	41943	No
92	GOM_NL__2PRFIN20100309_061220_000000422087_00306_41943_8413.N1	09-MAR-2010 06:12:20	Bright	41.500	36	50Alp UMa	1.8000	6300.0	83	41943	No
93	GOM_NL__2PRFIN20100309_061442_000000252087_00306_41943_8414.N1	09-MAR-2010 06:14:42	Twi_and_stray	25.000	32	77Eps UMa	1.7630	11000.	50	41943	No
94	GOM_NL__2PRFIN20100309_061932_000000422087_00306_41943_8415.N1	09-MAR-2010 06:19:32	Bright	42.000	60	7Bet UMi	2.0810	3950.0	84	41943	No
95	GOM_NL__2PRFIN20100309_062358_000000482087_00306_41943_8416.N1	09-MAR-2010 06:23:58	Bright	47.500	119	14Eta Dra	2.7270	4700.0	95	41943	No
96	GOM_NL__2PRFIN20100309_062842_000000252087_00306_41943_8417.N1	09-MAR-2010 06:28:42	Twi_and_stray	25.000	130	23Bet Dra	2.7990	5800.0	50	41943	No
97	GOM_NL__2PRFIN20100309_062929_000000502087_00306_41943_8418.N1	09-MAR-2010 06:29:29	Bright	49.500	69	33Gam Dra	2.2310	3800.0	99	41943	No
98	GOM_NL__2PRFIN20100309_063217_000000562087_00306_41943_8419.N1	09-MAR-2010 06:32:17	Bright	56.000	144	18Del Cyg	2.8600	11000.	112	41943	No
99	GOM_NL__2PRFIN20100309_063336_000000352087_00306_41943_8420.N1	09-MAR-2010 06:33:36	Bright	35.000	66	37Gam Cyg	2.2080	5900.0	70	41943	No
100	GOM_NL__2PRFIN20100309_064241_000000492087_00306_41943_8421.N1	09-MAR-2010 06:42:41	Bright	48.500	168	17Zet Aql	2.9860	11000.	97	41943	No
101	GOM_NL__2PRFIN20100309_065247_000000452087_00306_41943_8422.N1	09-MAR-2010 06:52:47	Dark	45.000	155	41Pi Sgr	2.9000	6600.0	90	41943	No

102	GOM_NL__2PRFIN20100309_065443_000000452087_00306_41943_8423.N1	09-MAR-2010 06:54:43	Dark	45.000	57	34Sig Sgr	2.0660	26000.	90	41943	No
103	GOM_NL__2PRFIN20100309_065801_000000452087_00306_41943_8424.N1	09-MAR-2010 06:58:01	Dark	45.000	38	20Eps Sgr	1.8360	11000.	90	41943	No
104	GOM_NL__2PRFIN20100309_070105_000000452087_00306_41943_8425.N1	09-MAR-2010 07:01:05	Dark	44.500	85	Kap Sco	2.4070	28000.	89	41943	No
105	GOM_NL__2PRFIN20100309_070423_000000422087_00307_41944_8408.N1	09-MAR-2010 07:04:23	Dark	42.000	141	Bet Ara	2.8400	4600.0	84	41944	No
106	GOM_NL__2PRFIN20100309_070816_000000412087_00307_41944_8409.N1	09-MAR-2010 07:08:16	Dark	40.500	134	Bet TrA	2.8100	6600.0	81	41944	No
107	GOM_NL__2PRFIN20100309_071058_000000442087_00307_41944_8410.N1	09-MAR-2010 07:10:58	Dark	43.500	4	Alp1Cen	-0.010000	5800.0	87	41944	No
108	GOM_NL__2PRFIN20100309_071214_000000452087_00307_41944_8411.N1	09-MAR-2010 07:12:14	Dark	45.000	10	Bet Cen	0.61000	28000.	90	41944	No
109	GOM_NL__2PRFIN20100309_071412_000000422087_00307_41944_8412.N1	09-MAR-2010 07:14:12	Dark	42.000	77	Eps Cen	2.3030	28000.	84	41944	No
110	GOM_NL__2PRFIN20100309_071539_000000482087_00307_41944_8413.N1	09-MAR-2010 07:15:39	Dark	47.500	26	Gam Cru	1.6240	2900.0	95	41944	No
111	GOM_NL__2PRFIN20100309_071715_000000472087_00307_41944_8414.N1	09-MAR-2010 07:17:15	Straylight	46.500	64	Gam Cen	2.2000	10600.	93	41944	No
112	GOM_NL__2PRFIN20100309_071910_000000542087_00307_41944_8415.N1	09-MAR-2010 07:19:10	Straylight	54.000	123	lot Cen	2.7500	10200.	108	41944	No
113	GOM_NL__2PRFIN20100309_072618_000000532087_00307_41944_8416.N1	09-MAR-2010 07:26:18	Straylight	52.500	171	2Eps Crv	3.0010	4250.0	105	41944	No
114	GOM_NL__2PRFIN20100309_073747_000000412087_00307_41944_8417.N1	09-MAR-2010 07:37:47	Bright	40.500	22	32Alp Leo	1.3600	15200.	81	41944	No
115	GOM_NL__2PRFIN20100309_074011_000000422087_00307_41944_8418.N1	09-MAR-2010 07:40:11	Bright	42.000	51	41Gam1Leo	2.0100	4500.0	84	41944	No
116	GOM_NL__2PRFIN20100309_074828_000000422087_00307_41944_8419.N1	09-MAR-2010 07:48:28	Bright	42.000	174	52Psi UMa	3.0040	4400.0	84	41944	No
117	GOM_NL__2PRFIN20100309_075130_000000582087_00307_41944_8420.N1	09-MAR-2010 07:51:30	Bright	58.000	82	48Bet UMa	2.3650	10600.	116	41944	No
118	GOM_NL__2PRFIN20100309_075256_000000382087_00307_41944_8421.N1	09-MAR-2010 07:52:56	Bright	38.000	36	50Alp UMa	1.8000	6300.0	76	41944	No
119	GOM_NL__2PRFIN20100309_075517_000000282087_00307_41944_8422.N1	09-MAR-2010 07:55:17	Twi_and_stray	28.000	32	77Eps UMa	1.7630	11000.	56	41944	No
120	GOM_NL__2PRFIN20100309_080008_000000372087_00307_41944_8423.N1	09-MAR-2010 08:00:08	Bright	37.000	60	7Bet UMi	2.0810	3950.0	74	41944	No
121	GOM_NL__2PRFIN20100309_080434_000000482087_00307_41944_8424.N1	09-MAR-2010 08:04:34	Bright	47.500	119	14Eta Dra	2.7270	4700.0	95	41944	No
122	GOM_NL__2PRFIN20100309_081005_000000502087_00307_41944_8425.N1	09-MAR-2010 08:10:05	Bright	49.500	69	33Gam Dra	2.2310	3800.0	99	41944	No
123	GOM_NL__2PRFIN20100309_081253_000000382087_00307_41944_8426.N1	09-MAR-2010 08:12:53	Bright	37.500	144	18Del Cyg	2.8600	11000.	75	41944	No
124	GOM_NL__2PRFIN20100309_081412_000000382087_00307_41944_8427.N1	09-MAR-2010 08:14:12	Bright	38.000	66	37Gam Cyg	2.2080	5900.0	76	41944	No
125	GOM_NL__2PRFIN20100309_082317_000000452087_00307_41944_8428.N1	09-MAR-2010 08:23:17	Twi_and_stray	44.500	168	17Zet Aql	2.9860	11000.	89	41944	No
126	GOM_NL__2PRFIN20100309_083324_000000422087_00307_41944_8429.N1	09-MAR-2010 08:33:24	Dark	42.000	155	41Pi Sgr	2.9000	6600.0	84	41944	No
127	GOM_NL__2PRFIN20100309_083519_000000452087_00307_41944_8430.N1	09-MAR-2010 08:35:19	Dark	45.000	57	34Sig Sgr	2.0660	26000.	90	41944	No
128	GOM_NL__2PRFIN20100309_083838_000000492087_00307_41944_8431.N1	09-MAR-2010 08:38:38	Dark	49.000	38	20Eps Sgr	1.8360	11000.	98	41944	No
129	GOM_NL__2PRFIN20100309_084143_000000542087_00307_41944_8432.N1	09-MAR-2010 08:41:43	Dark	53.500	85	Kap Sco	2.4070	28000.	107	41944	No
130	GOM_NL__2PRFIN20100309_084500_000000492087_00308_41945_8416.N1	09-MAR-2010 08:45:00	Dark	48.500	141	Bet Ara	2.8400	4600.0	97	41945	No
131	GOM_NL__2PRFIN20100309_084852_000000412087_00308_41945_8417.N1	09-MAR-2010 08:48:52	Dark	40.500	134	Bet TrA	2.8100	6600.0	81	41945	No
132	GOM_NL__2PRFIN20100309_085134_000000432087_00308_41945_8418.N1	09-MAR-2010 08:51:34	Dark	43.000	4	Alp1Cen	-0.010000	5800.0	86	41945	No
133	GOM_NL__2PRFIN20100309_085250_000000432087_00308_41945_8419.N1	09-MAR-2010 08:52:50	Dark	43.000	10	Bet Cen	0.61000	28000.	86	41945	No
134	GOM_NL__2PRFIN20100309_085449_000000482087_00308_41945_8420.N1	09-MAR-2010 08:54:49	Dark	48.000	77	Eps Cen	2.3030	28000.	96	41945	No
135	GOM_NL__2PRFIN20100309_085615_000000552087_00308_41945_8421.N1	09-MAR-2010 08:56:15	Dark	55.000	26	Gam Cru	1.6240	2900.0	110	41945	No
136	GOM_NL__2PRFIN20100309_085751_000000452087_00308_41945_8422.N1	09-MAR-2010 08:57:51	Straylight	44.500	64	Gam Cen	2.2000	10600.	89	41945	No
137	GOM_NL__2PRFIN20100309_085947_000000542087_00308_41945_8423.N1	09-MAR-2010 08:59:47	Straylight	53.500	123	lot Cen	2.7500	10200.	107	41945	No
138	GOM_NL__2PRFIN20100309_090654_000000562087_00308_41945_8424.N1	09-MAR-2010 09:06:54	Straylight	56.000	171	2Eps Crv	3.0010	4250.0	112	41945	No
139	GOM_NL__2PRFIN20100309_091823_000000422087_00308_41945_8425.N1	09-MAR-2010 09:18:23	Bright	41.500	22	32Alp Leo	1.3600	15200.	83	41945	No
140	GOM_NL__2PRFIN20100309_092047_000000422087_00308_41945_8426.N1	09-MAR-2010 09:20:47	Bright	41.500	51	41Gam1Leo	2.0100	4500.0	83	41945	No
141	GOM_NL__2PRFIN20100309_092904_000000422087_00308_41945_8427.N1	09-MAR-2010 09:29:04	Bright	42.000	174	52Psi UMa	3.0040	4400.0	84	41945	No
142	GOM_NL__2PRFIN20100309_093205_000000392087_00308_41945_8428.N1	09-MAR-2010 09:32:05	Bright	38.500	82	48Bet UMa	2.3650	10600.	77	41945	No
143	GOM_NL__2PRFIN20100309_093331_000000392087_00308_41945_8429.N1	09-MAR-2010 09:33:31	Bright	38.500	36	50Alp UMa	1.8000	6300.0	77	41945	No
144	GOM_NL__2PRFIN20100309_093552_000000282087_00308_41945_8430.N1	09-MAR-2010 09:35:52	Twi_and_stray	28.000	32	77Eps UMa	1.7630	11000.	56	41945	No
145	GOM_NL__2PRFIN20100309_094044_000000422087_00308_41945_8431.N1	09-MAR-2010 09:40:44	Bright	42.000	60	7Bet UMi	2.0810	3950.0	84	41945	No
146	GOM_NL__2PRFIN20100309_094509_000000482087_00308_41945_8432.N1	09-MAR-2010 09:45:09	Bright	47.500	119	14Eta Dra	2.7270	4700.0	95	41945	No
147	GOM_NL__2PRFIN20100309_095041_000000482087_00308_41945_8433.N1	09-MAR-2010 09:50:41	Bright	47.500	69	33Gam Dra	2.2310	3800.0	95	41945	No
148	GOM_NL__2PRFIN20100309_095329_000000362087_00308_41945_8434.N1	09-MAR-2010 09:53:29	Bright	35.500	144	18Del Cyg	2.8600	11000.	71	41945	No
149	GOM_NL__2PRFIN20100309_095448_000000352087_00308_41945_8435.N1	09-MAR-2010 09:54:48	Bright	35.000	66	37Gam Cyg	2.2080	5900.0	70	41945	No
150	GOM_NL__2PRFIN20100309_100353_000000482087_00308_41945_8436.N1	09-MAR-2010 10:03:53	Twi_and_stray	47.500	168	17Zet Aql	2.9860	11000.	95	41945	No
151	GOM_NL__2PRFIN20100309_101400_000000442087_00308_41945_8437.N1	09-MAR-2010 10:14:00	Dark	44.000	155	41Pi Sgr	2.9000	6600.0	88	41945	No
152	GOM_NL__2PRFIN20100309_101556_000000462087_00308_41945_8438.N1	09-MAR-2010 10:15:56	Dark	46.000	57	34Sig Sgr	2.0660	26000.	92	41945	No
153	GOM_NL__2PRFIN20100309_101914_000000502087_00308_41945_8439.N1	09-MAR-2010 10:19:14	Dark	49.500	38	20Eps Sgr	1.8360	11000.	99	41945	No
154	GOM_NL__2PRFIN20100309_102220_000000462087_00308_41945_8440.N1	09-MAR-2010 10:22:20	Dark	45.500	85	Kap Sco	2.4070	28000.	91	41945	No
155	GOM_NL__2PRFIN20100309_102536_000000422087_00309_41946_8424.N1	09-MAR-2010 10:25:36	Dark	41.500	141	Bet Ara	2.8400	4600.0	83	41946	No
156	GOM_NL__2PRFIN20100309_102929_000000402087_00309_41946_8425.N1	09-MAR-2010 10:29:29	Dark	39.500	134	Bet TrA	2.8100	6600.0	79	41946	No
157	GOM_NL__2PRFIN20100309_103210_000000432087_00309_41946_8426.N1	09-MAR-2010 10:32:10	Dark	43.000	4	Alp1Cen	-0.010000	5800.0	86	41946	No
158	GOM_NL__2PRFIN20100309_103327_000000432087_00309_41946_8427.N1	09-MAR-2010 10:33:27	Dark	43.000	10	Bet Cen	0.61000	28000.	86	41946	No
159	GOM_NL__2PRFIN20100309_103525_000000462087_00309_41946_8428.N1	09-MAR-2010 10:35:25	Dark	45.500	77	Eps Cen	2.3030	28000.	91	41946	No
160	GOM_NL__2PRFIN20100309_103651_000000542087_00309_41946_8429.N1	09-MAR-2010 10:36:51	Dark	53.500	26	Gam Cru	1.6240	2900.0	107	41946	No

161	GOM_NL__2PRFIN20100309_103828_000000442087_00309_41946_8430.N1	09-MAR-2010 10:38:28	Straylight	43.500	64	Gam Cen	2.2000	10600.	87	41946	No
162	GOM_NL__2PRFIN20100309_104023_000000502087_00309_41946_8431.N1	09-MAR-2010 10:40:23	Straylight	49.500	123	lot Cen	2.7500	10200.	99	41946	No
163	GOM_NL__2PRFIN20100309_104730_000000542087_00309_41946_8432.N1	09-MAR-2010 10:47:30	Straylight	54.000	171	2Eps Crv	3.0010	4250.0	108	41946	No
164	GOM_NL__2PRFIN20100309_105859_000000542087_00309_41946_8433.N1	09-MAR-2010 10:58:59	Bright	54.000	22	32Alp Leo	1.3600	15200.	108	41946	No
165	GOM_NL__2PRFIN20100309_110123_000000402087_00309_41946_8434.N1	09-MAR-2010 11:01:23	Bright	40.000	51	41Gam1Leo	2.0100	4500.0	80	41946	No
166	GOM_NL__2PRFIN20100309_110939_000000402087_00309_41946_8435.N1	09-MAR-2010 11:09:39	Bright	39.500	174	52Psi UMa	3.0040	4400.0	79	41946	No
167	GOM_NL__2PRFIN20100309_111241_000000402087_00309_41946_8436.N1	09-MAR-2010 11:12:41	Bright	39.500	82	48Bet UMa	2.3650	10600.	79	41946	No
168	GOM_NL__2PRFIN20100309_111407_000000412087_00309_41946_8437.N1	09-MAR-2010 11:14:07	Bright	40.500	36	50Alp UMa	1.8000	6300.0	81	41946	No
169	GOM_NL__2PRFIN20100309_111627_000000312087_00309_41946_8438.N1	09-MAR-2010 11:16:27	Tw_i_and_stray	31.000	32	77Eps UMa	1.7630	11000.	62	41946	No
170	GOM_NL__2PRFIN20100309_112119_000000422087_00309_41946_8439.N1	09-MAR-2010 11:21:19	Bright	41.500	60	7Bet UMi	2.0810	3950.0	83	41946	No
171	GOM_NL__2PRFIN20100309_112545_000000442087_00309_41946_8440.N1	09-MAR-2010 11:25:45	Bright	43.500	119	14Eta Dra	2.7270	4700.0	87	41946	No
172	GOM_NL__2PRFIN20100309_113116_000000522087_00309_41946_8441.N1	09-MAR-2010 11:31:16	Bright	51.500	69	33Gam Dra	2.2310	3800.0	103	41946	No
173	GOM_NL__2PRFIN20100309_113405_000000372087_00309_41946_8442.N1	09-MAR-2010 11:34:05	Bright	36.500	144	18Del Cyg	2.8600	11000.	73	41946	No
174	GOM_NL__2PRFIN20100309_113524_000000392087_00309_41946_8443.N1	09-MAR-2010 11:35:24	Bright	38.500	66	37Gam Cyg	2.2080	5900.0	77	41946	No
175	GOM_NL__2PRFIN20100309_114430_000000482087_00309_41946_8444.N1	09-MAR-2010 11:44:30	Tw_i_and_stray	47.500	168	17Zet Aql	2.9860	11000.	95	41946	No
176	GOM_NL__2PRFIN20100309_115437_000000422087_00309_41946_8445.N1	09-MAR-2010 11:54:37	Dark	41.500	155	41Pi Sgr	2.9000	6600.0	83	41946	No
177	GOM_NL__2PRFIN20100309_115633_000000442087_00309_41946_8446.N1	09-MAR-2010 11:56:33	Dark	43.500	57	34Sig Sgr	2.0660	26000.	87	41946	No
178	GOM_NL__2PRFIN20100309_115951_000000492087_00309_41946_8447.N1	09-MAR-2010 11:59:51	Dark	49.000	38	20Eps Sgr	1.8360	11000.	98	41946	No
179	GOM_NL__2PRFIN20100309_120256_000000462087_00309_41946_8448.N1	09-MAR-2010 12:02:56	Dark	45.500	85	Kap Sco	2.4070	28000.	91	41946	No
180	GOM_NL__2PRFIN20100309_120613_000000412087_00310_41947_8432.N1	09-MAR-2010 12:06:13	Dark	41.000	141	Bet Ara	2.8400	4600.0	82	41947	No
181	GOM_NL__2PRFIN20100309_121005_000000402087_00310_41947_8433.N1	09-MAR-2010 12:10:05	Dark	39.500	134	Bet TrA	2.8100	6600.0	79	41947	No
182	GOM_NL__2PRFIN20100309_121247_000000462087_00310_41947_8434.N1	09-MAR-2010 12:12:47	Dark	45.500	4	Alp1Cen	-0.010000	5800.0	91	41947	No
183	GOM_NL__2PRFIN20100309_121403_000000442087_00310_41947_8435.N1	09-MAR-2010 12:14:03	Dark	43.500	10	Bet Cen	0.61000	28000.	87	41947	No
184	GOM_NL__2PRFIN20100309_121602_000000442087_00310_41947_8436.N1	09-MAR-2010 12:16:02	Dark	43.500	77	Eps Cen	2.3030	28000.	87	41947	No
185	GOM_NL__2PRFIN20100309_121728_000000552087_00310_41947_8437.N1	09-MAR-2010 12:17:28	Dark	55.000	26	Gam Cru	1.6240	2900.0	110	41947	No
186	GOM_NL__2PRFIN20100309_121904_000000472087_00310_41947_8438.N1	09-MAR-2010 12:19:04	Straylight	47.000	64	Gam Cen	2.2000	10600.	94	41947	No
187	GOM_NL__2PRFIN20100309_122100_000000542087_00310_41947_8439.N1	09-MAR-2010 12:21:00	Straylight	53.500	123	lot Cen	2.7500	10200.	107	41947	No
188	GOM_NL__2PRFIN20100309_122806_000000552087_00310_41947_8440.N1	09-MAR-2010 12:28:06	Straylight	54.500	171	2Eps Crv	3.0010	4250.0	109	41947	No
189	GOM_NL__2PRFIN20100309_123935_000000412087_00310_41947_8441.N1	09-MAR-2010 12:39:35	Bright	41.000	22	32Alp Leo	1.3600	15200.	82	41947	No
190	GOM_NL__2PRFIN20100309_124159_000000412087_00310_41947_8442.N1	09-MAR-2010 12:41:59	Bright	41.000	51	41Gam1Leo	2.0100	4500.0	82	41947	No
191	GOM_NL__2PRFIN20100309_125015_000000432087_00310_41947_8443.N1	09-MAR-2010 12:50:15	Bright	43.000	174	52Psi UMa	3.0040	4400.0	86	41947	No
192	GOM_NL__2PRFIN20100309_125316_000000392087_00310_41947_8444.N1	09-MAR-2010 12:53:16	Bright	39.000	82	48Bet UMa	2.3650	10600.	78	41947	No
193	GOM_NL__2PRFIN20100309_125442_000000402087_00310_41947_8445.N1	09-MAR-2010 12:54:42	Bright	40.000	36	50Alp UMa	1.8000	6300.0	80	41947	No
194	GOM_NL__2PRFIN20100309_125703_000000312087_00310_41947_8446.N1	09-MAR-2010 12:57:03	Tw_i_and_stray	31.000	32	77Eps UMa	1.7630	11000.	62	41947	No
195	GOM_NL__2PRFIN20100309_130154_000000422087_00310_41947_8447.N1	09-MAR-2010 13:01:54	Bright	41.500	60	7Bet UMi	2.0810	3950.0	83	41947	No
196	GOM_NL__2PRFIN20100309_130620_000000472087_00310_41947_8448.N1	09-MAR-2010 13:06:20	Bright	46.500	119	14Eta Dra	2.7270	4700.0	93	41947	No
197	GOM_NL__2PRFIN20100309_131152_000000492087_00310_41947_8449.N1	09-MAR-2010 13:11:52	Bright	48.500	69	33Gam Dra	2.2310	3800.0	97	41947	No
198	GOM_NL__2PRFIN20100309_131441_000000502087_00310_41947_8450.N1	09-MAR-2010 13:14:41	Bright	49.500	144	18Del Cyg	2.8600	11000.	99	41947	No
199	GOM_NL__2PRFIN20100309_131600_000000352087_00310_41947_8451.N1	09-MAR-2010 13:16:00	Bright	34.500	66	37Gam Cyg	2.2080	5900.0	69	41947	No
200	GOM_NL__2PRFIN20100309_132506_000000462087_00310_41947_8452.N1	09-MAR-2010 13:25:06	Tw_i_and_stray	46.000	168	17Zet Aql	2.9860	11000.	92	41947	No
201	GOM_NL__2PRFIN20100309_133513_000000452087_00310_41947_8453.N1	09-MAR-2010 13:35:13	Dark	45.000	155	41Pi Sgr	2.9000	6600.0	90	41947	No
202	GOM_NL__2PRFIN20100309_133709_000000442087_00310_41947_8454.N1	09-MAR-2010 13:37:09	Dark	43.500	57	34Sig Sgr	2.0660	26000.	87	41947	No
203	GOM_NL__2PRFIN20100309_134028_000000492087_00310_41947_8455.N1	09-MAR-2010 13:40:28	Dark	49.000	38	20Eps Sgr	1.8360	11000.	98	41947	No
204	GOM_NL__2PRFIN20100309_134333_000000452087_00310_41947_8456.N1	09-MAR-2010 13:43:33	Dark	45.000	85	Kap Sco	2.4070	28000.	90	41947	No
205	GOM_NL__2PRFIN20100309_134649_000000412087_00311_41948_8440.N1	09-MAR-2010 13:46:49	Dark	41.000	141	Bet Ara	2.8400	4600.0	82	41948	No
206	GOM_NL__2PRFIN20100309_135041_000000392087_00311_41948_8441.N1	09-MAR-2010 13:50:41	Dark	39.000	134	Bet TrA	2.8100	6600.0	78	41948	No
207	GOM_NL__2PRFIN20100309_135323_000000492087_00311_41948_8442.N1	09-MAR-2010 13:53:23	Dark	49.000	4	Alp1Cen	-0.010000	5800.0	98	41948	No
208	GOM_NL__2PRFIN20100309_135440_000000542087_00311_41948_8443.N1	09-MAR-2010 13:54:40	Dark	53.500	10	Bet Cen	0.61000	28000.	107	41948	No
209	GOM_NL__2PRFIN20100309_135638_000000442087_00311_41948_8444.N1	09-MAR-2010 13:56:38	Dark	43.500	77	Eps Cen	2.3030	28000.	87	41948	No
210	GOM_NL__2PRFIN20100309_135804_000000532087_00311_41948_8445.N1	09-MAR-2010 13:58:04	Dark	53.000	26	Gam Cru	1.6240	2900.0	106	41948	No
211	GOM_NL__2PRFIN20100309_135941_000000472087_00311_41948_8446.N1	09-MAR-2010 13:59:41	Straylight	47.000	64	Gam Cen	2.2000	10600.	94	41948	No
212	GOM_NL__2PRFIN20100309_140136_000000512087_00311_41948_8447.N1	09-MAR-2010 14:01:36	Straylight	51.000	123	lot Cen	2.7500	10200.	102	41948	No
213	GOM_NL__2PRFIN20100309_140842_000000512087_00311_41948_8448.N1	09-MAR-2010 14:08:42	Straylight	51.000	171	2Eps Crv	3.0010	4250.0	102	41948	No
214	GOM_NL__2PRFIN20100309_142011_000000412087_00311_41948_8449.N1	09-MAR-2010 14:20:11	Bright	40.500	22	32Alp Leo	1.3600	15200.	81	41948	No
215	GOM_NL__2PRFIN20100309_142234_000000402087_00311_41948_8450.N1	09-MAR-2010 14:22:34	Bright	39.500	51	41Gam1Leo	2.0100	4500.0	79	41948	No
216	GOM_NL__2PRFIN20100309_143050_000000452087_00311_41948_8451.N1	09-MAR-2010 14:30:50	Bright	44.500	174	52Psi UMa	3.0040	4400.0	89	41948	No
217	GOM_NL__2PRFIN20100309_143352_000000392087_00311_41948_8452.N1	09-MAR-2010 14:33:52	Bright	39.000	82	48Bet UMa	2.3650	10600.	78	41948	No
218	GOM_NL__2PRFIN20100309_143518_000000472087_00311_41948_8453.N1	09-MAR-2010 14:35:18	Bright	47.000	36	50Alp UMa	1.8000	6300.0	94	41948	No
219	GOM_NL__2PRFIN20100309_143738_000000352087_00311_41948_8454.N1	09-MAR-2010 14:37:38	Bright	35.000	32	77Eps UMa	1.7630	11000.	70	41948	No

220	GOM_NL__2PRFIN20100309_144230_000000432087_00311_41948_8455.N1	09-MAR-2010 14:42:30	Bright	42.500	60	7Bet UMi	2.0810	3950.0	85	41948	No
221	GOM_NL__2PRFIN20100309_144655_000000502087_00311_41948_8456.N1	09-MAR-2010 14:46:55	Bright	49.500	119	14Eta Dra	2.7270	4700.0	99	41948	No
222	GOM_NL__2PRFIN20100309_145227_000000442087_00311_41948_8457.N1	09-MAR-2010 14:52:27	Bright	44.000	69	33Gam Dra	2.2310	3800.0	88	41948	No
223	GOM_NL__2PRFIN20100309_145517_000000412087_00311_41948_8458.N1	09-MAR-2010 14:55:17	Bright	41.000	144	18Del Cyg	2.8600	11000.	82	41948	No
224	GOM_NL__2PRFIN20100309_145636_000000382087_00311_41948_8459.N1	09-MAR-2010 14:56:36	Bright	37.500	66	37Gam Cyg	2.2080	5900.0	75	41948	No
225	GOM_NL__2PRFIN20100309_150543_000000492087_00311_41948_8460.N1	09-MAR-2010 15:05:43	Tw_i_and_stray	48.500	168	17Zet Aql	2.9860	11000.	97	41948	No
226	GOM_NL__2PRFIN20100309_151550_000000442087_00311_41948_8461.N1	09-MAR-2010 15:15:50	Dark	44.000	155	41Pi Sgr	2.9000	6600.0	88	41948	No
227	GOM_NL__2PRFIN20100309_151746_000000462087_00311_41948_8462.N1	09-MAR-2010 15:17:46	Dark	46.000	57	34Sig Sgr	2.0660	26000.	92	41948	No
228	GOM_NL__2PRFIN20100309_152105_000000472087_00311_41948_8463.N1	09-MAR-2010 15:21:05	Dark	46.500	38	20Eps Sgr	1.8360	11000.	93	41948	No
229	GOM_NL__2PRFIN20100309_152410_000000472087_00311_41948_8464.N1	09-MAR-2010 15:24:10	Dark	46.500	85	Kap Sco	2.4070	28000.	93	41948	No
230	GOM_NL__2PRFIN20100309_152725_000000452087_00312_41949_8853.N1	09-MAR-2010 15:27:25	Dark	44.500	141	Bet Ara	2.8400	4600.0	89	41949	No
231	GOM_NL__2PRFIN20100309_153118_000000432087_00312_41949_8854.N1	09-MAR-2010 15:31:18	Dark	43.000	134	Bet TrA	2.8100	6600.0	86	41949	No
232	GOM_NL__2PRFIN20100309_153400_000000432087_00312_41949_8855.N1	09-MAR-2010 15:34:00	Dark	43.000	4	Alp1Cen	-0.010000	5800.0	86	41949	No
233	GOM_NL__2PRFIN20100309_153516_000000442087_00312_41949_8856.N1	09-MAR-2010 15:35:16	Dark	44.000	10	Bet Cen	0.61000	28000.	88	41949	No
234	GOM_NL__2PRFIN20100309_153715_000000432087_00312_41949_8857.N1	09-MAR-2010 15:37:15	Dark	42.500	77	Eps Cen	2.3030	28000.	85	41949	No
235	GOM_NL__2PRFIN20100309_153841_000000532087_00312_41949_8858.N1	09-MAR-2010 15:38:41	Dark	53.000	26	Gam Cru	1.6240	2900.0	106	41949	No
236	GOM_NL__2PRFIN20100309_154017_000000472087_00312_41949_8859.N1	09-MAR-2010 15:40:17	Straylight	46.500	64	Gam Cen	2.2000	10600.	93	41949	No
237	GOM_NL__2PRFIN20100309_154213_000000552087_00312_41949_8860.N1	09-MAR-2010 15:42:13	Straylight	55.000	123	lot Cen	2.7500	10200.	110	41949	No
238	GOM_NL__2PRFIN20100309_154918_000000522087_00312_41949_8861.N1	09-MAR-2010 15:49:18	Straylight	52.000	171	2Eps Crv	3.0010	4250.0	104	41949	No
239	GOM_NL__2PRFIN20100309_160047_000000402087_00312_41949_8862.N1	09-MAR-2010 16:00:47	Bright	40.000	22	32Alp Leo	1.3600	15200.	80	41949	No
240	GOM_NL__2PRFIN20100309_160310_000000412087_00312_41949_8863.N1	09-MAR-2010 16:03:10	Bright	40.500	51	41Gam1Leo	2.0100	4500.0	81	41949	No
241	GOM_NL__2PRFIN20100309_161126_000000422087_00312_41949_8864.N1	09-MAR-2010 16:11:26	Bright	41.500	174	52Psi UMa	3.0040	4400.0	83	41949	No
242	GOM_NL__2PRFIN20100309_161428_000000402087_00312_41949_8865.N1	09-MAR-2010 16:14:28	Bright	39.500	82	48Bet UMa	2.3650	10600.	79	41949	No
243	GOM_NL__2PRFIN20100309_161554_000000402087_00312_41949_8866.N1	09-MAR-2010 16:15:54	Bright	39.500	36	50Alp UMa	1.8000	6300.0	79	41949	No
244	GOM_NL__2PRFIN20100309_161813_000000352087_00312_41949_8867.N1	09-MAR-2010 16:18:13	Bright	35.000	32	77Eps UMa	1.7630	11000.	70	41949	No
245	GOM_NL__2PRFIN20100309_162306_000000432087_00312_41949_8868.N1	09-MAR-2010 16:23:06	Bright	43.000	60	7Bet UMi	2.0810	3950.0	86	41949	No
246	GOM_NL__2PRFIN20100309_162731_000000552087_00312_41949_8869.N1	09-MAR-2010 16:27:31	Bright	54.500	119	14Eta Dra	2.7270	4700.0	109	41949	No
247	GOM_NL__2PRFIN20100309_163303_000000452087_00312_41949_8870.N1	09-MAR-2010 16:33:03	Bright	45.000	69	33Gam Dra	2.2310	3800.0	90	41949	No
248	GOM_NL__2PRFIN20100309_163553_000000552087_00312_41949_8871.N1	09-MAR-2010 16:35:53	Bright	55.000	144	18Del Cyg	2.8600	11000.	110	41949	No
249	GOM_NL__2PRFIN20100309_163712_000000392087_00312_41949_8872.N1	09-MAR-2010 16:37:12	Bright	38.500	66	37Gam Cyg	2.2080	5900.0	77	41949	No
250	GOM_NL__2PRFIN20100309_164619_000000492087_00312_41949_8873.N1	09-MAR-2010 16:46:19	Tw_i_and_stray	48.500	168	17Zet Aql	2.9860	11000.	97	41949	No
251	GOM_NL__2PRFIN20100309_165626_000000412087_00312_41949_8874.N1	09-MAR-2010 16:56:26	Dark	41.000	155	41Pi Sgr	2.9000	6600.0	82	41949	No
252	GOM_NL__2PRFIN20100309_165822_000000442087_00312_41949_8875.N1	09-MAR-2010 16:58:22	Dark	43.500	57	34Sig Sgr	2.0660	26000.	87	41949	No
253	GOM_NL__2PRFIN20100309_170142_000000442087_00312_41949_8876.N1	09-MAR-2010 17:01:42	Dark	44.000	38	20Eps Sgr	1.8360	11000.	88	41949	No
254	GOM_NL__2PRFIN20100309_170447_000000472087_00312_41949_8877.N1	09-MAR-2010 17:04:47	Dark	46.500	85	Kap Sco	2.4070	28000.	93	41949	No
255	GOM_NL__2PRFIN20100309_171154_000000402087_00313_41950_8861.N1	09-MAR-2010 17:11:54	Dark	39.500	134	Bet TrA	2.8100	6600.0	79	41950	No
256	GOM_NL__2PRFIN20100309_171436_000000462087_00313_41950_8862.N1	09-MAR-2010 17:14:36	Dark	45.500	4	Alp1Cen	-0.010000	5800.0	91	41950	No
257	GOM_NL__2PRFIN20100309_171553_000000502087_00313_41950_8863.N1	09-MAR-2010 17:15:53	Dark	50.000	10	Bet Cen	0.61000	28000.	100	41950	No
258	GOM_NL__2PRFIN20100309_171751_000000442087_00313_41950_8864.N1	09-MAR-2010 17:17:51	Dark	43.500	77	Eps Cen	2.3030	28000.	87	41950	No
259	GOM_NL__2PRFIN20100309_171917_000000402087_00313_41950_8865.N1	09-MAR-2010 17:19:17	Dark	40.000	26	Gam Cru	1.6240	2900.0	80	41950	No
260	GOM_NL__2PRFIN20100309_172054_000000472087_00313_41950_8866.N1	09-MAR-2010 17:20:54	Straylight	46.500	64	Gam Cen	2.2000	10600.	93	41950	No
261	GOM_NL__2PRFIN20100309_172250_000000542087_00313_41950_8867.N1	09-MAR-2010 17:22:50	Straylight	53.500	123	lot Cen	2.7500	10200.	107	41950	No
262	GOM_NL__2PRFIN20100309_172955_000000532087_00313_41950_8868.N1	09-MAR-2010 17:29:55	Straylight	53.000	171	2Eps Crv	3.0010	4250.0	106	41950	No
263	GOM_NL__2PRFIN20100309_174123_000000392087_00313_41950_8869.N1	09-MAR-2010 17:41:23	Bright	39.000	22	32Alp Leo	1.3600	15200.	78	41950	No
264	GOM_NL__2PRFIN20100309_174346_000000402087_00313_41950_8870.N1	09-MAR-2010 17:43:46	Bright	40.000	51	41Gam1Leo	2.0100	4500.0	80	41950	No
265	GOM_NL__2PRFIN20100309_175201_000000432087_00313_41950_8871.N1	09-MAR-2010 17:52:01	Bright	43.000	174	52Psi UMa	3.0040	4400.0	86	41950	No
266	GOM_NL__2PRFIN20100309_175503_000000582087_00313_41950_8872.N1	09-MAR-2010 17:55:03	Bright	58.000	82	48Bet UMa	2.3650	10600.	116	41950	No
267	GOM_NL__2PRFIN20100309_175629_000000382087_00313_41950_8873.N1	09-MAR-2010 17:56:29	Bright	37.500	36	50Alp UMa	1.8000	6300.0	75	41950	No
268	GOM_NL__2PRFIN20100309_175848_000000382087_00313_41950_8874.N1	09-MAR-2010 17:58:48	Bright	38.000	32	77Eps UMa	1.7630	11000.	76	41950	No
269	GOM_NL__2PRFIN20100309_180341_000000432087_00313_41950_8875.N1	09-MAR-2010 18:03:41	Bright	43.000	60	7Bet UMi	2.0810	3950.0	86	41950	No
270	GOM_NL__2PRFIN20100309_180806_000000472087_00313_41950_8876.N1	09-MAR-2010 18:08:06	Bright	47.000	119	14Eta Dra	2.7270	4700.0	94	41950	No
271	GOM_NL__2PRFIN20100309_181339_000000462087_00313_41950_8877.N1	09-MAR-2010 18:13:39	Bright	46.000	69	33Gam Dra	2.2310	3800.0	92	41950	No
272	GOM_NL__2PRFIN20100309_181629_000000442087_00313_41950_8878.N1	09-MAR-2010 18:16:29	Bright	43.500	144	18Del Cyg	2.8600	11000.	87	41950	No
273	GOM_NL__2PRFIN20100309_181748_000000362087_00313_41950_8879.N1	09-MAR-2010 18:17:48	Bright	35.500	66	37Gam Cyg	2.2080	5900.0	71	41950	No
274	GOM_NL__2PRFIN20100309_182655_000000472087_00313_41950_8880.N1	09-MAR-2010 18:26:55	Tw_i_and_stray	46.500	168	17Zet Aql	2.9860	11000.	93	41950	No
275	GOM_NL__2PRFIN20100309_183703_000000452087_00313_41950_8881.N1	09-MAR-2010 18:37:03	Dark	44.500	155	41Pi Sgr	2.9000	6600.0	89	41950	No
276	GOM_NL__2PRFIN20100309_183859_000000442087_00313_41950_8882.N1	09-MAR-2010 18:38:59	Dark	44.000	57	34Sig Sgr	2.0660	26000.	88	41950	No
277	GOM_NL__2PRFIN20100309_184218_000000472087_00313_41950_8883.N1	09-MAR-2010 18:42:18	Dark	46.500	38	20Eps Sgr	1.8360	11000.	93	41950	No
278	GOM_NL__2PRFIN20100309_185231_000000382087_00314_41951_8869.N1	09-MAR-2010 18:52:31	Dark	37.500	134	Bet TrA	2.8100	6600.0	75	41951	No

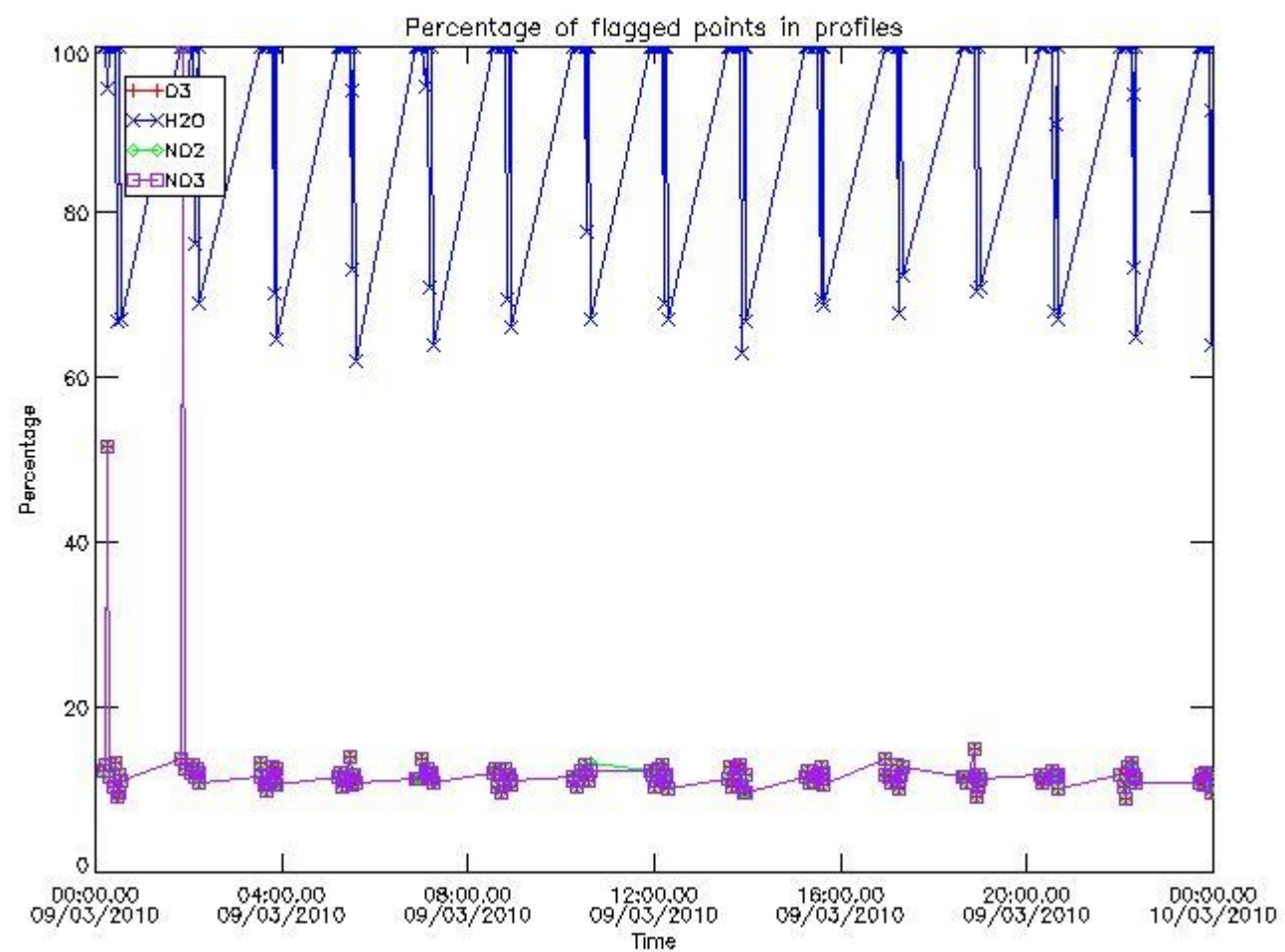
279	GOM_NL__2PRFIN20100309_185513_000000562087_00314_41951_8870.N1	09-MAR-2010 18:55:13	Dark	56.000	4	Alp1Cen	-0.010000	5800.0	112	41951	No
280	GOM_NL__2PRFIN20100309_185629_000000492087_00314_41951_8871.N1	09-MAR-2010 18:56:29	Dark	49.000	10	Bet Cen	0.61000	28000.	98	41951	No
281	GOM_NL__2PRFIN20100309_185828_000000432087_00314_41951_8872.N1	09-MAR-2010 18:58:28	Dark	43.000	77	Eps Cen	2.3030	28000.	86	41951	No
282	GOM_NL__2PRFIN20100309_185953_000000542087_00314_41951_8873.N1	09-MAR-2010 18:59:53	Dark	53.500	26	Gam Cru	1.6240	2900.0	107	41951	No
283	GOM_NL__2PRFIN20100309_190130_000000452087_00314_41951_8874.N1	09-MAR-2010 19:01:30	Straylight	45.000	64	Gam Cen	2.2000	10600.	90	41951	No
284	GOM_NL__2PRFIN20100309_190327_000000532087_00314_41951_8875.N1	09-MAR-2010 19:03:27	Straylight	52.500	123	lot Cen	2.7500	10200.	105	41951	No
285	GOM_NL__2PRFIN20100309_191031_000000542087_00314_41951_8876.N1	09-MAR-2010 19:10:31	Straylight	53.500	171	2Eps Crv	3.0010	4250.0	107	41951	No
286	GOM_NL__2PRFIN20100309_192158_000000402087_00314_41951_8877.N1	09-MAR-2010 19:21:58	Bright	40.000	22	32Alp Leo	1.3600	15200.	80	41951	No
287	GOM_NL__2PRFIN20100309_192422_000000422087_00314_41951_8878.N1	09-MAR-2010 19:24:22	Bright	41.500	51	41Gam1Leo	2.0100	4500.0	83	41951	No
288	GOM_NL__2PRFIN20100309_193237_000000432087_00314_41951_8879.N1	09-MAR-2010 19:32:37	Bright	42.500	174	52Psi UMa	3.0040	4400.0	85	41951	No
289	GOM_NL__2PRFIN20100309_193539_000000402087_00314_41951_8880.N1	09-MAR-2010 19:35:39	Bright	39.500	82	48Bet UMa	2.3650	10600.	79	41951	No
290	GOM_NL__2PRFIN20100309_193705_000000422087_00314_41951_8881.N1	09-MAR-2010 19:37:05	Bright	42.000	36	50Alp UMa	1.8000	6300.0	84	41951	No
291	GOM_NL__2PRFIN20100309_193923_000000382087_00314_41951_8882.N1	09-MAR-2010 19:39:23	Bright	38.000	32	77Eps UMa	1.7630	11000.	76	41951	No
292	GOM_NL__2PRFIN20100309_194417_000000442087_00314_41951_8883.N1	09-MAR-2010 19:44:17	Bright	44.000	60	7Bet UMi	2.0810	3950.0	88	41951	No
293	GOM_NL__2PRFIN20100309_194841_000000482087_00314_41951_8884.N1	09-MAR-2010 19:48:41	Bright	48.000	119	14Eta Dra	2.7270	4700.0	96	41951	No
294	GOM_NL__2PRFIN20100309_195414_000000522087_00314_41951_8885.N1	09-MAR-2010 19:54:14	Bright	52.000	69	33Gam Dra	2.2310	3800.0	104	41951	No
295	GOM_NL__2PRFIN20100309_195705_000000382087_00314_41951_8886.N1	09-MAR-2010 19:57:05	Bright	37.500	144	18Del Cyg	2.8600	11000.	75	41951	No
296	GOM_NL__2PRFIN20100309_195824_000000382087_00314_41951_8887.N1	09-MAR-2010 19:58:24	Bright	38.000	66	37Gam Cyg	2.2080	5900.0	76	41951	No
297	GOM_NL__2PRFIN20100309_200732_000000492087_00314_41951_8888.N1	09-MAR-2010 20:07:32	Tw_i_and_stray	49.000	168	17Zet Aql	2.9860	11000.	98	41951	No
298	GOM_NL__2PRFIN20100309_201739_000000442087_00314_41951_8889.N1	09-MAR-2010 20:17:39	Dark	43.500	155	41Pi Sgr	2.9000	6600.0	87	41951	No
299	GOM_NL__2PRFIN20100309_201936_000000482087_00314_41951_8890.N1	09-MAR-2010 20:19:36	Dark	47.500	57	34Sig Sgr	2.0660	26000.	95	41951	No
300	GOM_NL__2PRFIN20100309_202255_000000492087_00314_41951_8891.N1	09-MAR-2010 20:22:55	Dark	49.000	38	20Eps Sgr	1.8360	11000.	98	41951	No
301	GOM_NL__2PRFIN20100309_203307_000000422087_00315_41952_8877.N1	09-MAR-2010 20:33:07	Dark	41.500	134	Bet TrA	2.8100	6600.0	83	41952	No
302	GOM_NL__2PRFIN20100309_203550_000000442087_00315_41952_8878.N1	09-MAR-2010 20:35:50	Dark	44.000	4	Alp1Cen	-0.010000	5800.0	88	41952	No
303	GOM_NL__2PRFIN20100309_203706_000000442087_00315_41952_8879.N1	09-MAR-2010 20:37:06	Dark	43.500	10	Bet Cen	0.61000	28000.	87	41952	No
304	GOM_NL__2PRFIN20100309_203905_000000432087_00315_41952_8880.N1	09-MAR-2010 20:39:05	Dark	43.000	77	Eps Cen	2.3030	28000.	86	41952	No
305	GOM_NL__2PRFIN20100309_204030_000000552087_00315_41952_8881.N1	09-MAR-2010 20:40:30	Dark	55.000	26	Gam Cru	1.6240	2900.0	110	41952	No
306	GOM_NL__2PRFIN20100309_204207_000000452087_00315_41952_8882.N1	09-MAR-2010 20:42:07	Straylight	45.000	64	Gam Cen	2.2000	10600.	90	41952	No
307	GOM_NL__2PRFIN20100309_204403_000000542087_00315_41952_8883.N1	09-MAR-2010 20:44:03	Straylight	53.500	123	lot Cen	2.7500	10200.	107	41952	No
308	GOM_NL__2PRFIN20100309_205107_000000522087_00315_41952_8884.N1	09-MAR-2010 20:51:07	Straylight	51.500	171	2Eps Crv	3.0010	4250.0	103	41952	No
309	GOM_NL__2PRFIN20100309_210235_000000422087_00315_41952_8885.N1	09-MAR-2010 21:02:35	Bright	41.500	22	32Alp Leo	1.3600	15200.	83	41952	No
310	GOM_NL__2PRFIN20100309_210458_000000412087_00315_41952_8886.N1	09-MAR-2010 21:04:58	Bright	40.500	51	41Gam1Leo	2.0100	4500.0	81	41952	No
311	GOM_NL__2PRFIN20100309_211312_000000412087_00315_41952_8887.N1	09-MAR-2010 21:13:12	Bright	40.500	174	52Psi UMa	3.0040	4400.0	81	41952	No
312	GOM_NL__2PRFIN20100309_211615_000000392087_00315_41952_8888.N1	09-MAR-2010 21:16:15	Bright	39.000	82	48Bet UMa	2.3650	10600.	78	41952	No
313	GOM_NL__2PRFIN20100309_211741_000000412087_00315_41952_8889.N1	09-MAR-2010 21:17:41	Bright	40.500	36	50Alp UMa	1.8000	6300.0	81	41952	No
314	GOM_NL__2PRFIN20100309_211959_000000412087_00315_41952_8890.N1	09-MAR-2010 21:19:59	Bright	41.000	32	77Eps UMa	1.7630	11000.	82	41952	No
315	GOM_NL__2PRFIN20100309_212452_000000402087_00315_41952_8891.N1	09-MAR-2010 21:24:52	Bright	39.500	60	7Bet UMi	2.0810	3950.0	79	41952	No
316	GOM_NL__2PRFIN20100309_212917_000000512087_00315_41952_8892.N1	09-MAR-2010 21:29:17	Bright	50.500	119	14Eta Dra	2.7270	4700.0	101	41952	No
317	GOM_NL__2PRFIN20100309_213450_000000492087_00315_41952_8893.N1	09-MAR-2010 21:34:50	Bright	48.500	69	33Gam Dra	2.2310	3800.0	97	41952	No
318	GOM_NL__2PRFIN20100309_213741_000000382087_00315_41952_8894.N1	09-MAR-2010 21:37:41	Bright	37.500	144	18Del Cyg	2.8600	11000.	75	41952	No
319	GOM_NL__2PRFIN20100309_213900_000000372087_00315_41952_8895.N1	09-MAR-2010 21:39:00	Bright	37.000	66	37Gam Cyg	2.2080	5900.0	74	41952	No
320	GOM_NL__2PRFIN20100309_214808_000000492087_00315_41952_8896.N1	09-MAR-2010 21:48:08	Tw_i_and_stray	48.500	168	17Zet Aql	2.9860	11000.	97	41952	No
321	GOM_NL__2PRFIN20100309_220013_000000432087_00315_41952_8897.N1	09-MAR-2010 22:00:13	Dark	43.000	57	34Sig Sgr	2.0660	26000.	86	41952	No
322	GOM_NL__2PRFIN20100309_220332_000000502087_00315_41952_8898.N1	09-MAR-2010 22:03:32	Dark	49.500	38	20Eps Sgr	1.8360	11000.	99	41952	No
323	GOM_NL__2PRFIN20100309_220650_000000572087_00315_41952_8899.N1	09-MAR-2010 22:06:50	Dark	56.500	25	35Lam Sco	1.6200	28000.	113	41952	No
324	GOM_NL__2PRFIN20100309_220849_000000402087_00316_41953_8749.N1	09-MAR-2010 22:08:49	Dark	40.000	147	Alp Ara	2.8770	26000.	80	41953	No
325	GOM_NL__2PRFIN20100309_221344_000000392087_00316_41953_8750.N1	09-MAR-2010 22:13:44	Dark	38.500	134	Bet TrA	2.8100	6600.0	77	41953	No
326	GOM_NL__2PRFIN20100309_221626_000000442087_00316_41953_8751.N1	09-MAR-2010 22:16:26	Dark	43.500	4	Alp1Cen	-0.010000	5800.0	87	41953	No
327	GOM_NL__2PRFIN20100309_221742_000000442087_00316_41953_8752.N1	09-MAR-2010 22:17:42	Dark	44.000	10	Bet Cen	0.61000	28000.	88	41953	No
328	GOM_NL__2PRFIN20100309_221941_000000452087_00316_41953_8753.N1	09-MAR-2010 22:19:41	Dark	45.000	77	Eps Cen	2.3030	28000.	90	41953	No
329	GOM_NL__2PRFIN20100309_222106_000000482087_00316_41953_8754.N1	09-MAR-2010 22:21:06	Dark	47.500	26	Gam Cru	1.6240	2900.0	95	41953	No
330	GOM_NL__2PRFIN20100309_222243_000000412087_00316_41953_8755.N1	09-MAR-2010 22:22:43	Straylight	41.000	64	Gam Cen	2.2000	10600.	82	41953	No
331	GOM_NL__2PRFIN20100309_222440_000000542087_00316_41953_8756.N1	09-MAR-2010 22:24:40	Straylight	54.000	123	lot Cen	2.7500	10200.	108	41953	No
332	GOM_NL__2PRFIN20100309_223143_000000562087_00316_41953_8757.N1	09-MAR-2010 22:31:43	Straylight	56.000	171	2Eps Crv	3.0010	4250.0	112	41953	No
333	GOM_NL__2PRFIN20100309_224310_000000542087_00316_41953_8758.N1	09-MAR-2010 22:43:10	Bright	54.000	22	32Alp Leo	1.3600	15200.	108	41953	No
334	GOM_NL__2PRFIN20100309_224533_000000422087_00316_41953_8759.N1	09-MAR-2010 22:45:33	Bright	41.500	51	41Gam1Leo	2.0100	4500.0	83	41953	No
335	GOM_NL__2PRFIN20100309_225347_000000392087_00316_41953_8760.N1	09-MAR-2010 22:53:47	Bright	39.000	174	52Psi UMa	3.0040	4400.0	78	41953	No
336	GOM_NL__2PRFIN20100309_225650_000000422087_00316_41953_8761.N1	09-MAR-2010 22:56:50	Bright	41.500	82	48Bet UMa	2.3650	10600.	83	41953	No
337	GOM_NL__2PRFIN20100309_225816_000000442087_00316_41953_8762.N1	09-MAR-2010 22:58:16	Bright	43.500	36	50Alp UMa	1.8000	6300.0	87	41953	No

338	GOM_NL__2PRFIN20100309_230033_000000412087_00316_41953_8763.N1	09-MAR-2010 23:00:33	Bright	41.000	32	77Eps UMa	1.7630	11000.	82	41953	No
339	GOM_NL__2PRFIN20100309_230528_000000402087_00316_41953_8764.N1	09-MAR-2010 23:05:28	Bright	39.500	60	7Bet UMi	2.0810	3950.0	79	41953	No
340	GOM_NL__2PRFIN20100309_230952_000000482087_00316_41953_8765.N1	09-MAR-2010 23:09:52	Bright	48.000	119	14Eta Dra	2.7270	4700.0	96	41953	No
341	GOM_NL__2PRFIN20100309_231817_000000382087_00316_41953_8766.N1	09-MAR-2010 23:18:17	Bright	37.500	144	18Del Cyg	2.8600	11000.	75	41953	No
342	GOM_NL__2PRFIN20100309_231936_000000382087_00316_41953_8767.N1	09-MAR-2010 23:19:36	Bright	38.000	66	37Gam Cyg	2.2080	5900.0	76	41953	No
343	GOM_NL__2PRFIN20100309_232844_000000492087_00316_41953_8768.N1	09-MAR-2010 23:28:44	Twilight_stray	48.500	168	17Zet Aql	2.9860	11000.	97	41953	No
344	GOM_NL__2PRFIN20100309_234049_000000472087_00316_41953_8769.N1	09-MAR-2010 23:40:49	Dark	47.000	57	34Sig Sgr	2.0660	26000.	94	41953	No
345	GOM_NL__2PRFIN20100309_234409_000000482087_00316_41953_8770.N1	09-MAR-2010 23:44:09	Dark	47.500	38	20Eps Sgr	1.8360	11000.	95	41953	No
346	GOM_NL__2PRFIN20100309_234727_000000482087_00316_41953_8771.N1	09-MAR-2010 23:47:27	Dark	48.000	25	35Lam Sco	1.6200	28000.	96	41953	No
347	GOM_NL__2PRFIN20100309_234926_000000422087_00317_41954_8757.N1	09-MAR-2010 23:49:26	Dark	42.000	147	Alp Ara	2.8770	26000.	84	41954	No
348	GOM_NL__2PRFIN20100309_235420_000000432087_00317_41954_8758.N1	09-MAR-2010 23:54:20	Dark	43.000	134	Bet TrA	2.8100	6600.0	86	41954	No
349	GOM_NL__2PRFIN20100309_235702_000000492087_00317_41954_8759.N1	09-MAR-2010 23:57:02	Dark	49.000	4	Alp1Cen	-0.010000	5800.0	98	41954	No
350	GOM_NL__2PRFIN20100309_235818_000000532087_00317_41954_8760.N1	09-MAR-2010 23:58:18	Dark	52.500	10	Bet Cen	0.61000	28000.	105	41954	No

3. Quality information per product

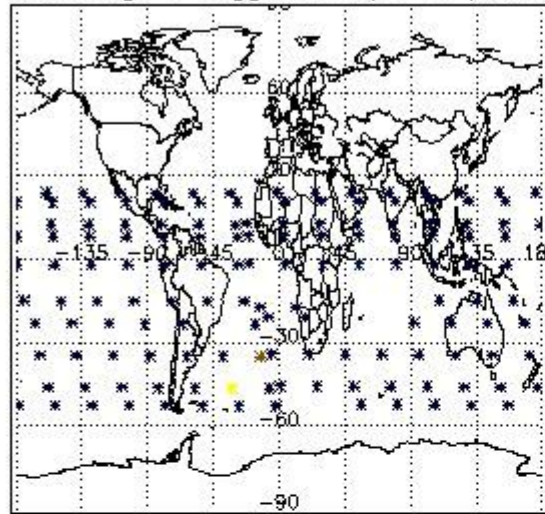
In this section it is plotted some information contained in the Quality Summary data set of the level 2 products. Only products in dark limb conditions and without errors (error flag in the MPH set to "0") are used.

3.1 Plot quality information per product (time dependant)

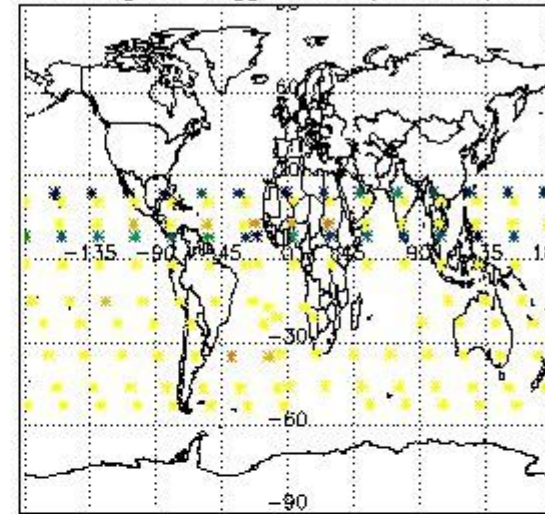


3.2 Plot quality information per product (world map)

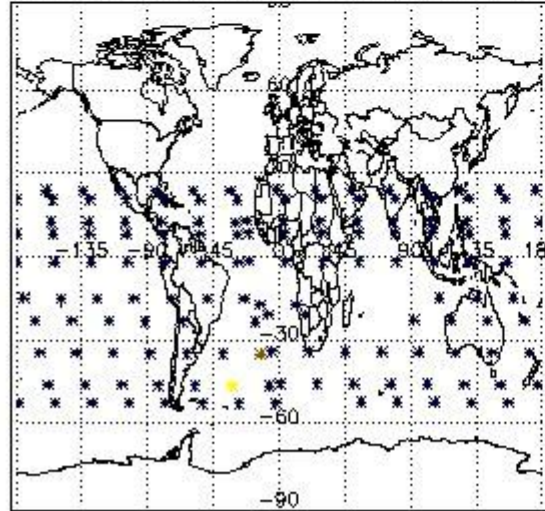
Percentage of flagged data per O3 profile



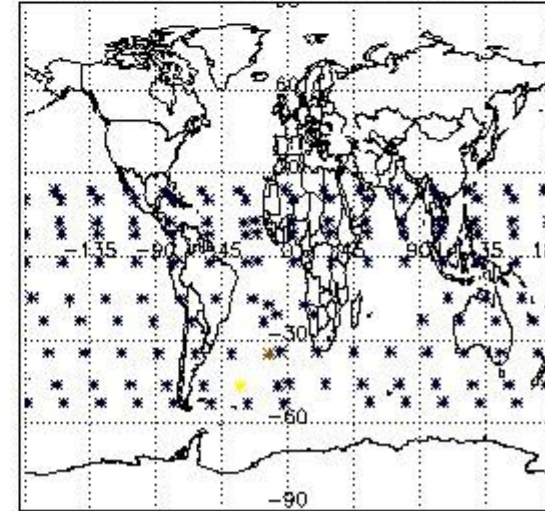
Percentage of flagged data per H2O profile



Percentage of flagged data per NO2 profile



Percentage of flagged data per NO3 profile

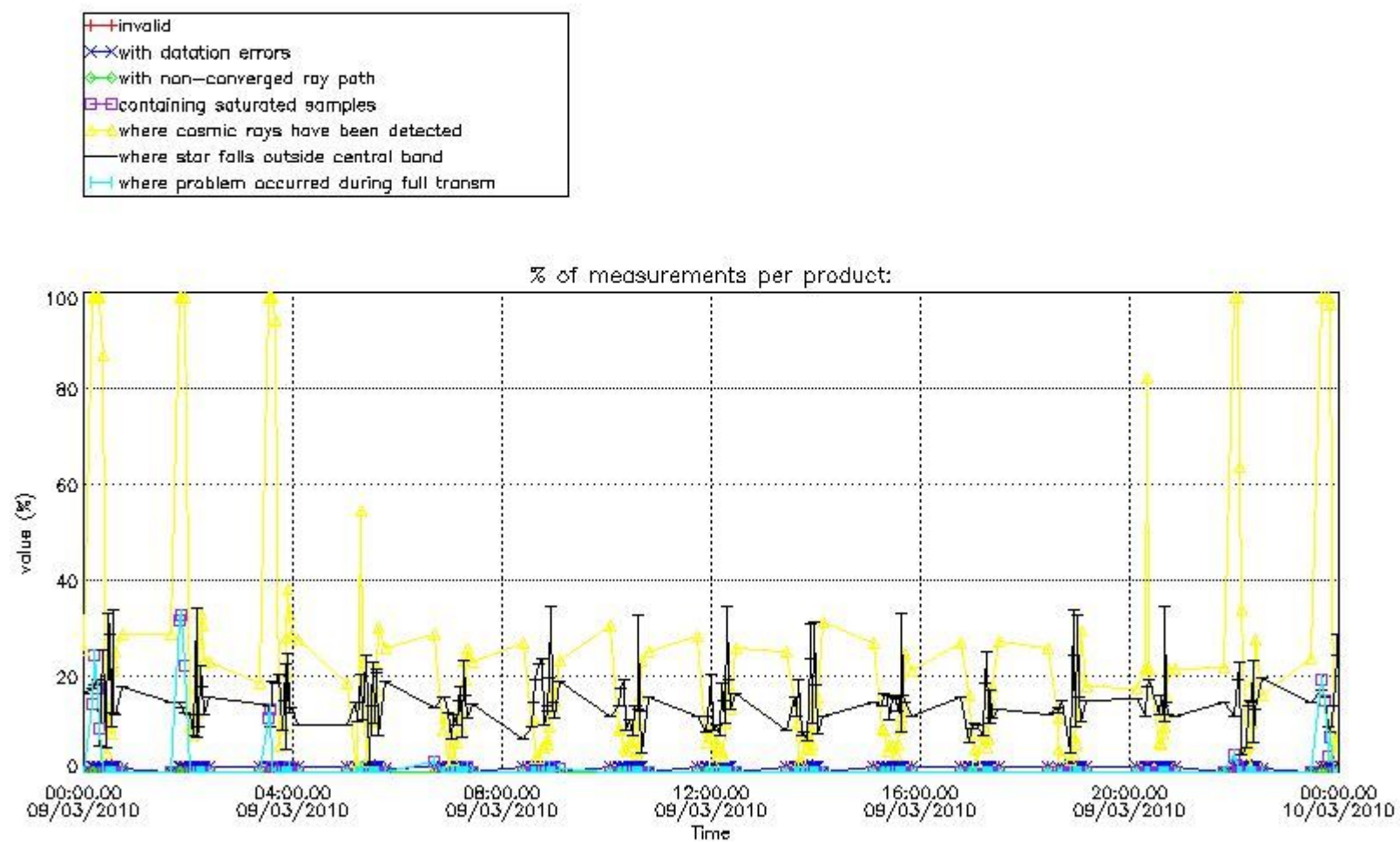


4. Level 1 quality information per product

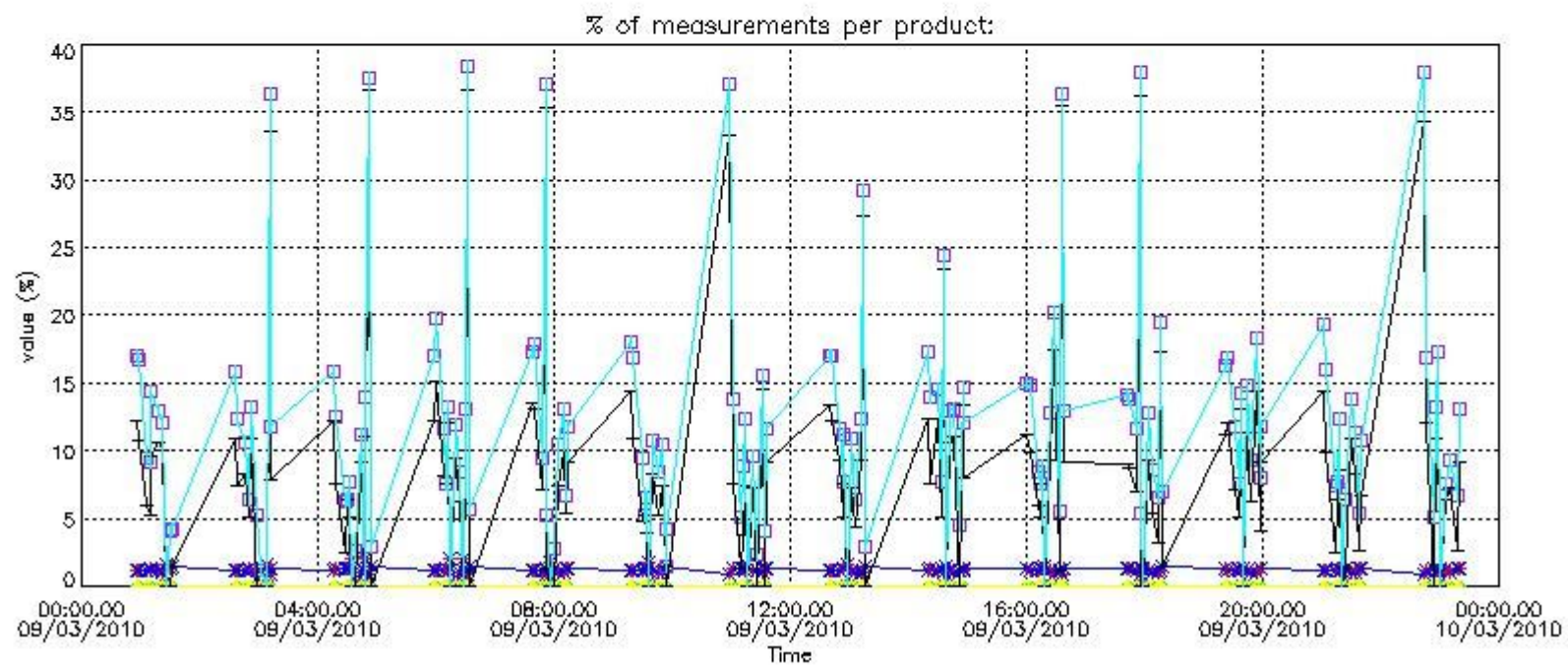
In this section it is plotted some information contained in the Quality Summary data set of the level 2 products that comes from the level 1b processing. Products without errors (error flag in the MPH set to "0") are used.

4.1 Plot quality information per product (time dependant) coming from level 1b processing

4.1.1 Plot level 1 quality information per product (time dependant): ENVISAT ASCENDING passes

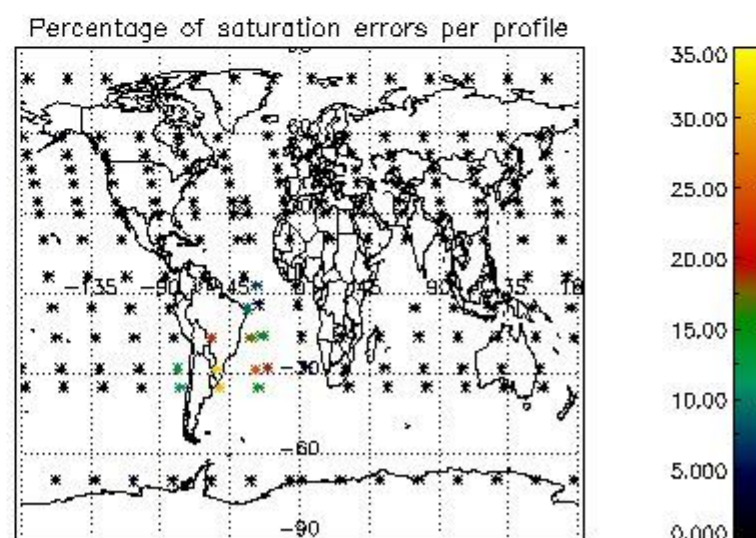
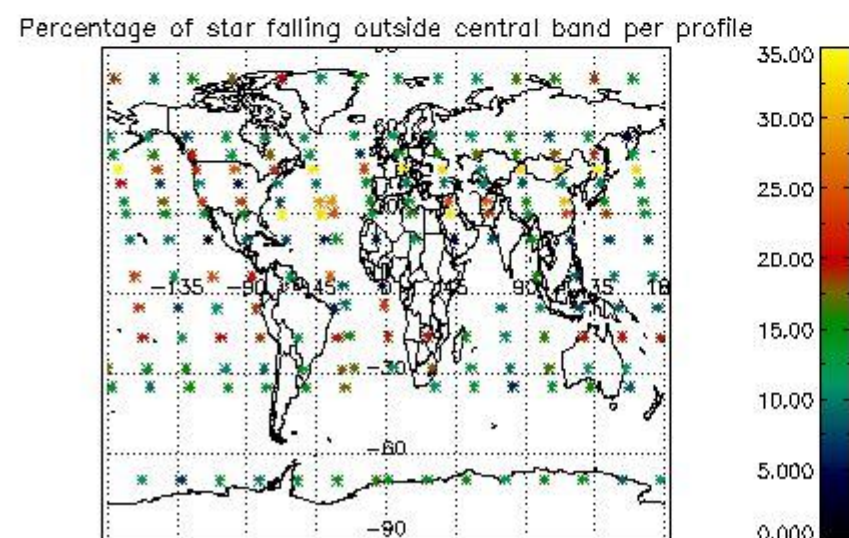
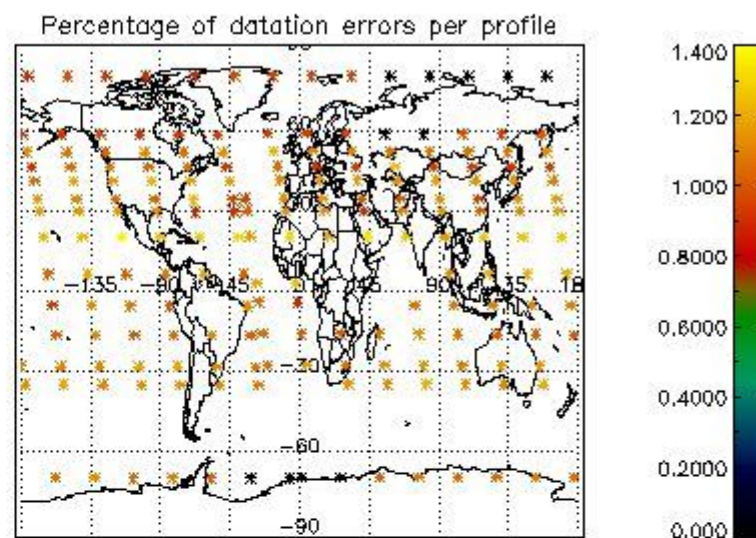
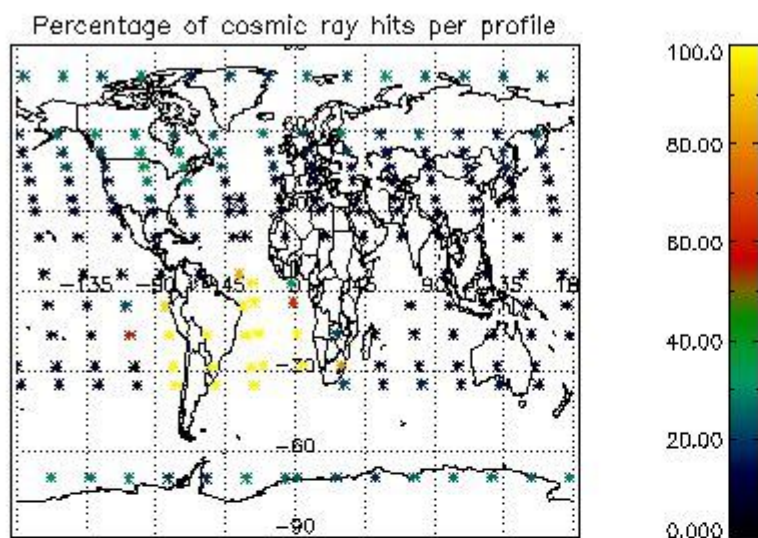


4.1.2 Plot level 1 quality information per product (time dependant): ENVISAT DESCENDING passes

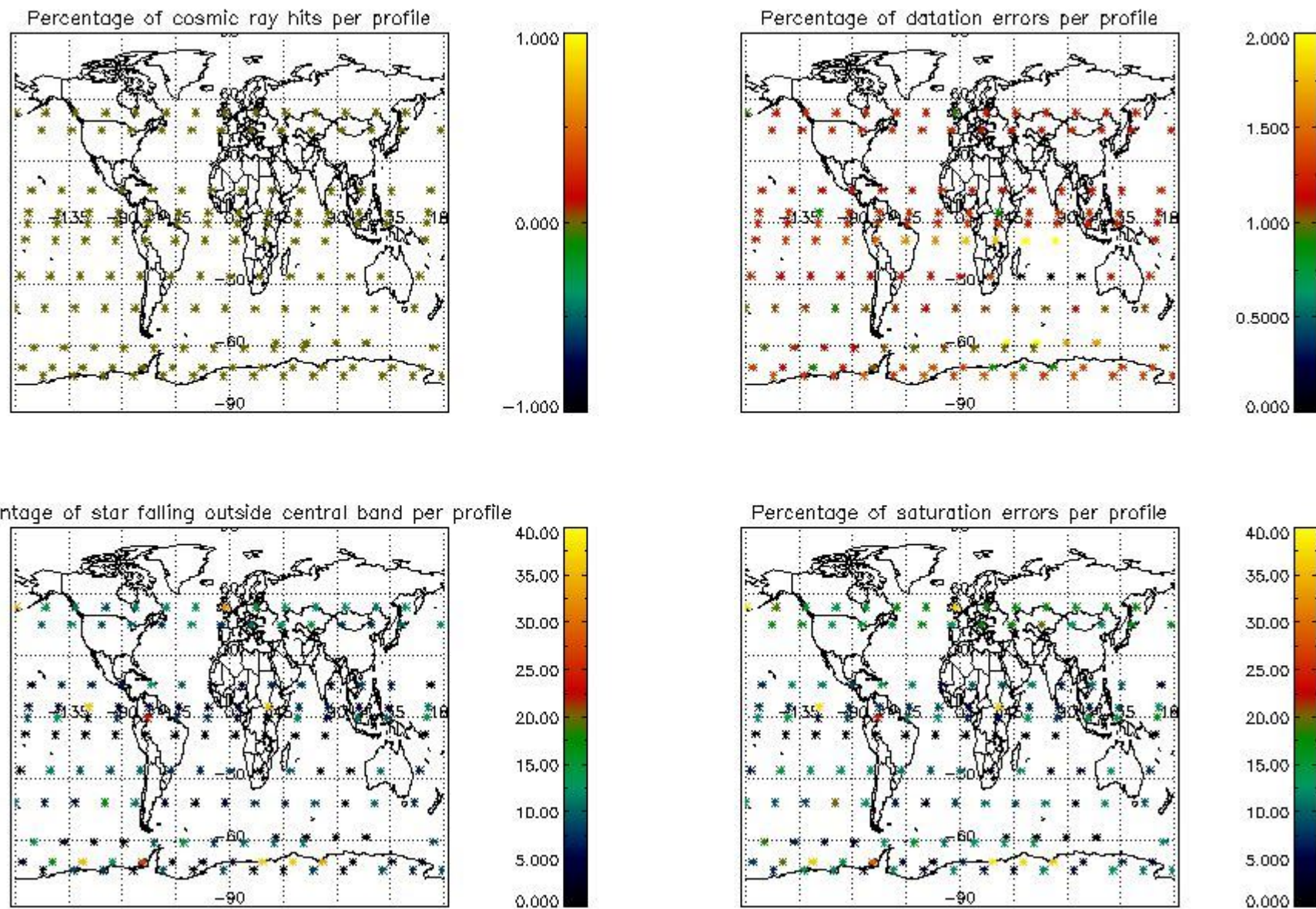


4.2 Plot quality information per product coming from level 1b processing (world map)

4.2.1 Plot level 1 quality information per product (world map): ENVISAT ASCENDING passes



4.2.2 Plot level 1 quality information per product (world map): ENVISAT DESCENDING passes



5. Trace gas profiles

5.1 Ozone statistics based on quality of products

The final quality of the products can be "measured" using the STD (Standard Deviation) attached to every point profile. This information is written to the parameter GOM_NL__2P/NL_LOCAL_SPECIES_DENSITY/o3_std of the level 2 products. The table below shows the statistics for given STD ranges.

The statistics are given with respect to the overall valid production:

- Products without fatal errors: GOM_NL__2P/MPH/PRODUCT_ERR=0
- Valid point profile: GOM_NL__2P/NL_LOCAL_SPECIES_DENSITY/pcd(0)=0

The 'Criteria' is applied to valid points of dark limb products:

- Products in dark limb illumination condition: GOM_NL__2P/NL_SUMMARY_QUALITY/obs_ill_cond=0
- Products without fatal errors: GOM_NL__2P/MPH/PRODUCT_ERR=0
- Valid point profile: GOM_NL__2P/NL_LOCAL_SPECIES_DENSITY/pcd(0)=0

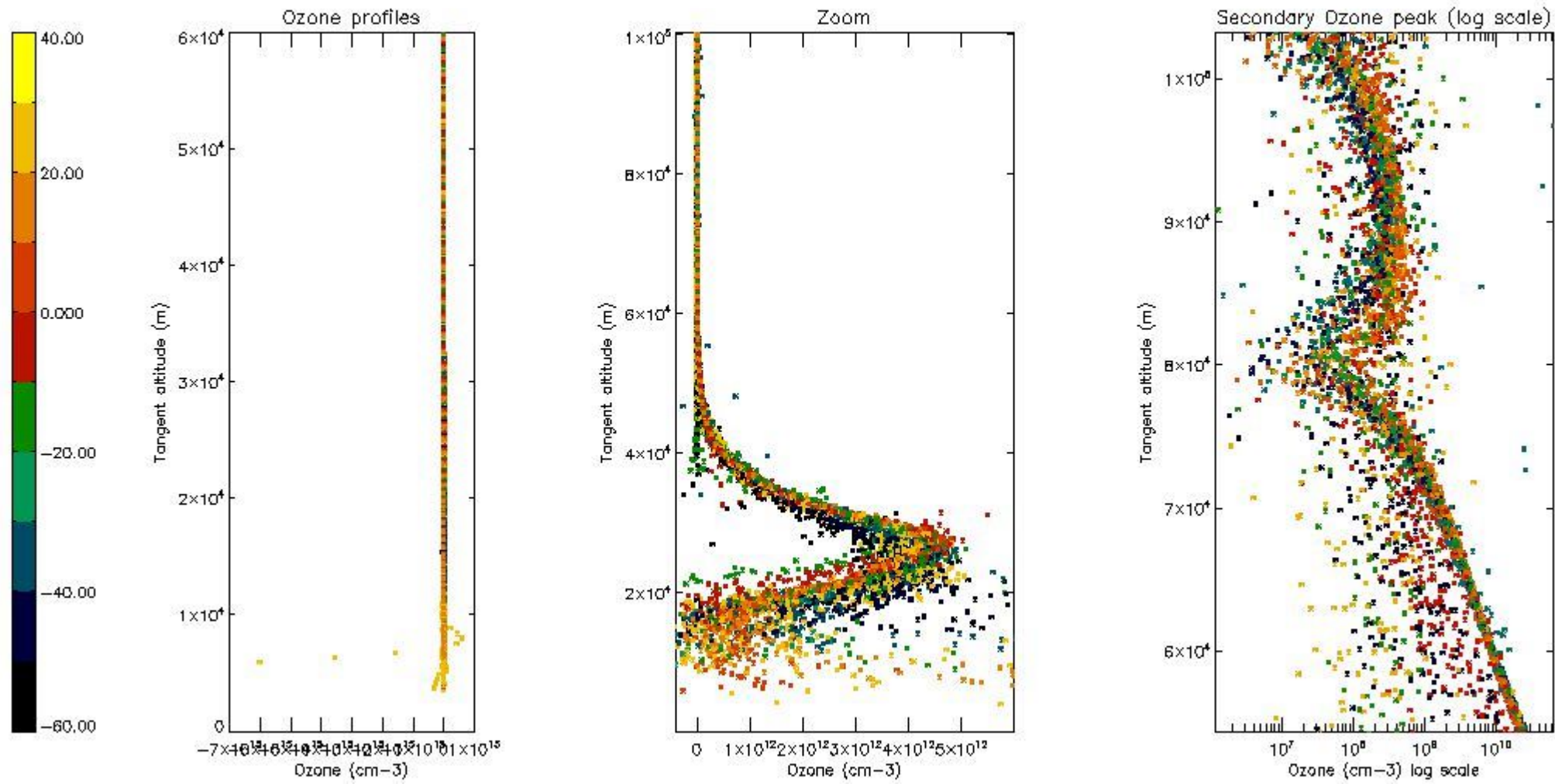
So, the table below shows the percentage of dark limb and valid observations for each criteria with respect to the overall valid daily observations.

Criteria	% of total production
All STD	42
STD < 20	20

STD < 10	15
STD < 5	11

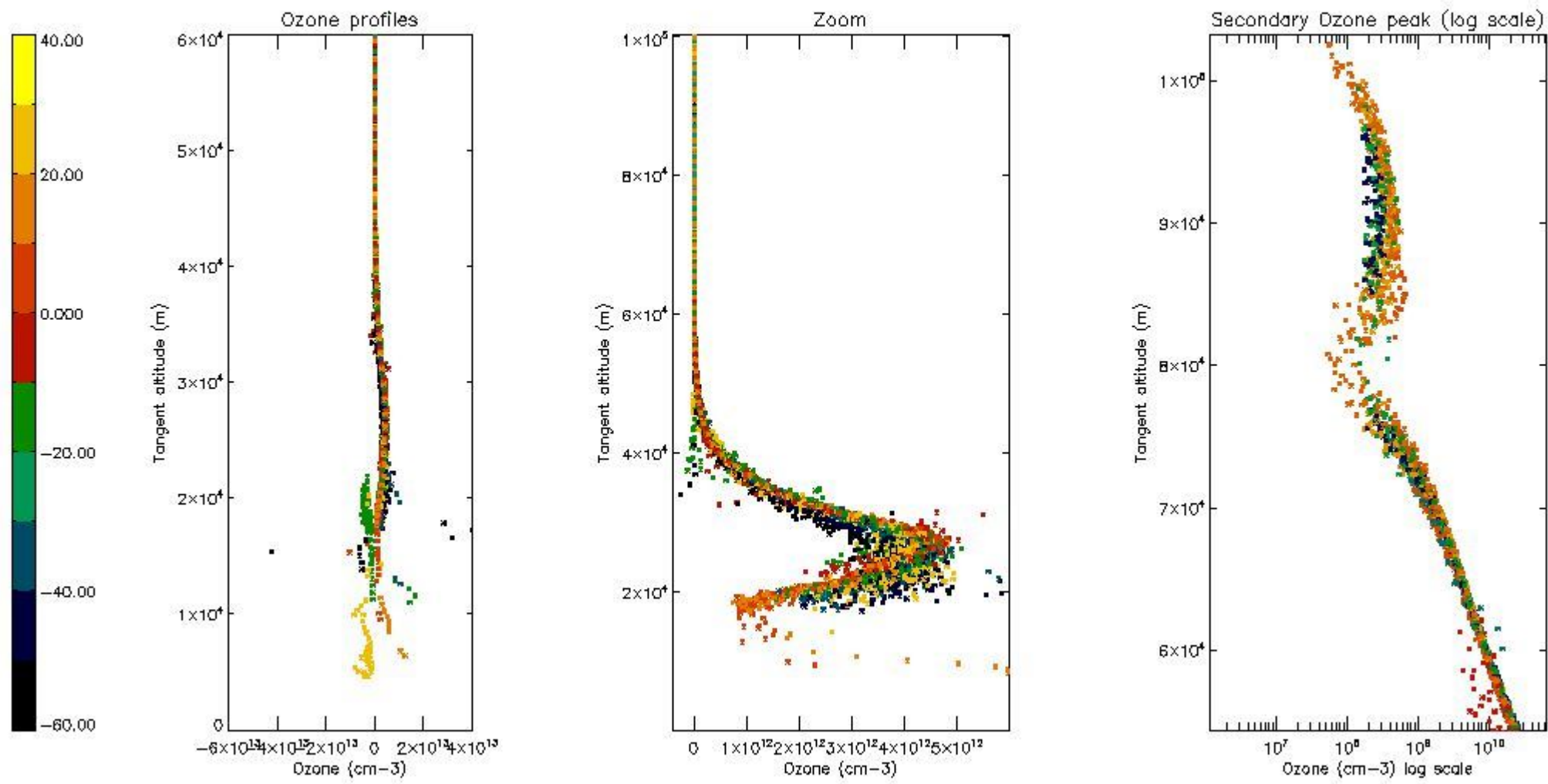
5.2 Plot ozone profiles for all STD (dark without errors)

The colorbar represents the latitude.



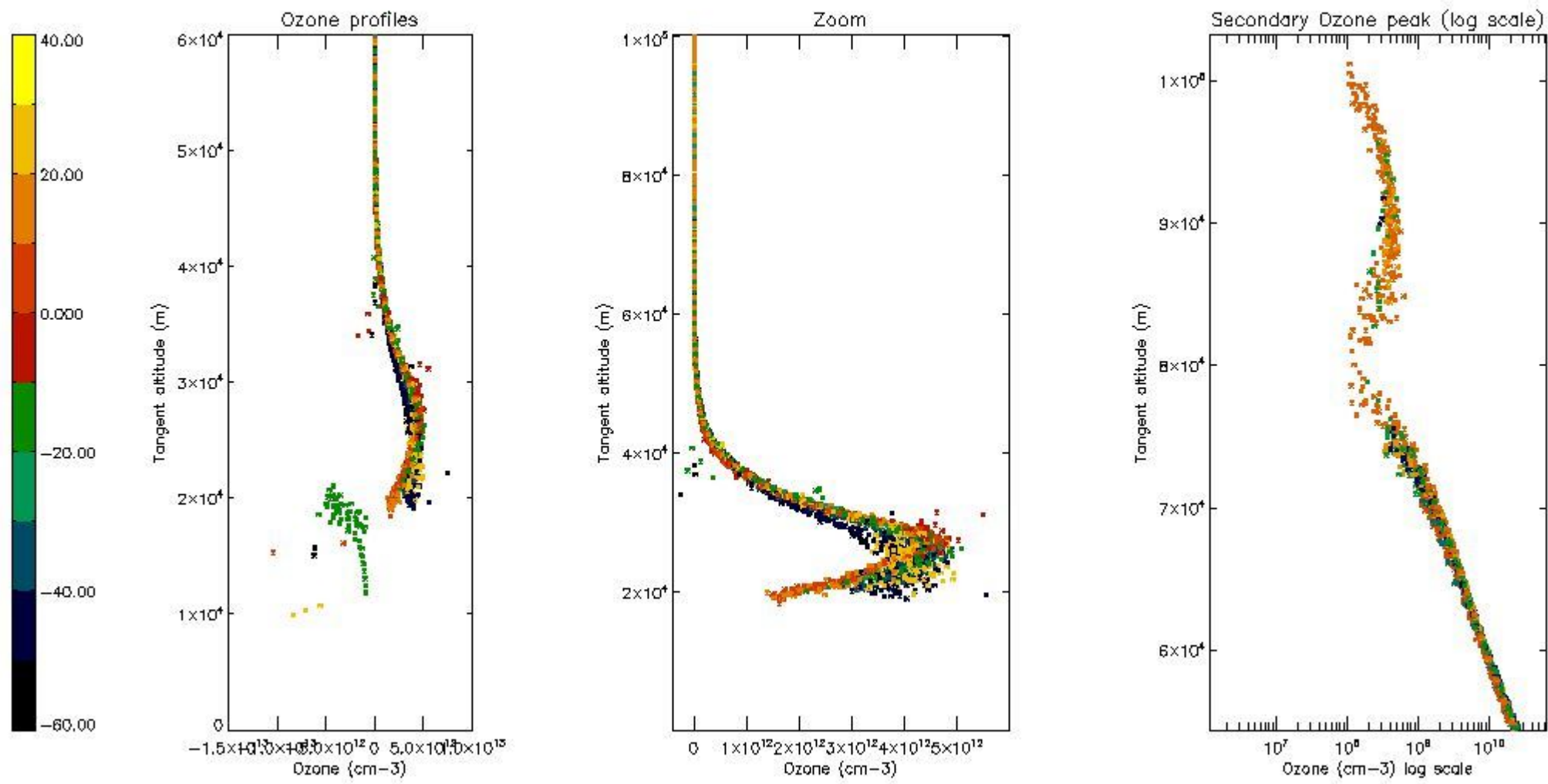
5.3 Plot ozone profiles where STD < 20% (dark without errors)

The colorbar represents the latitude.



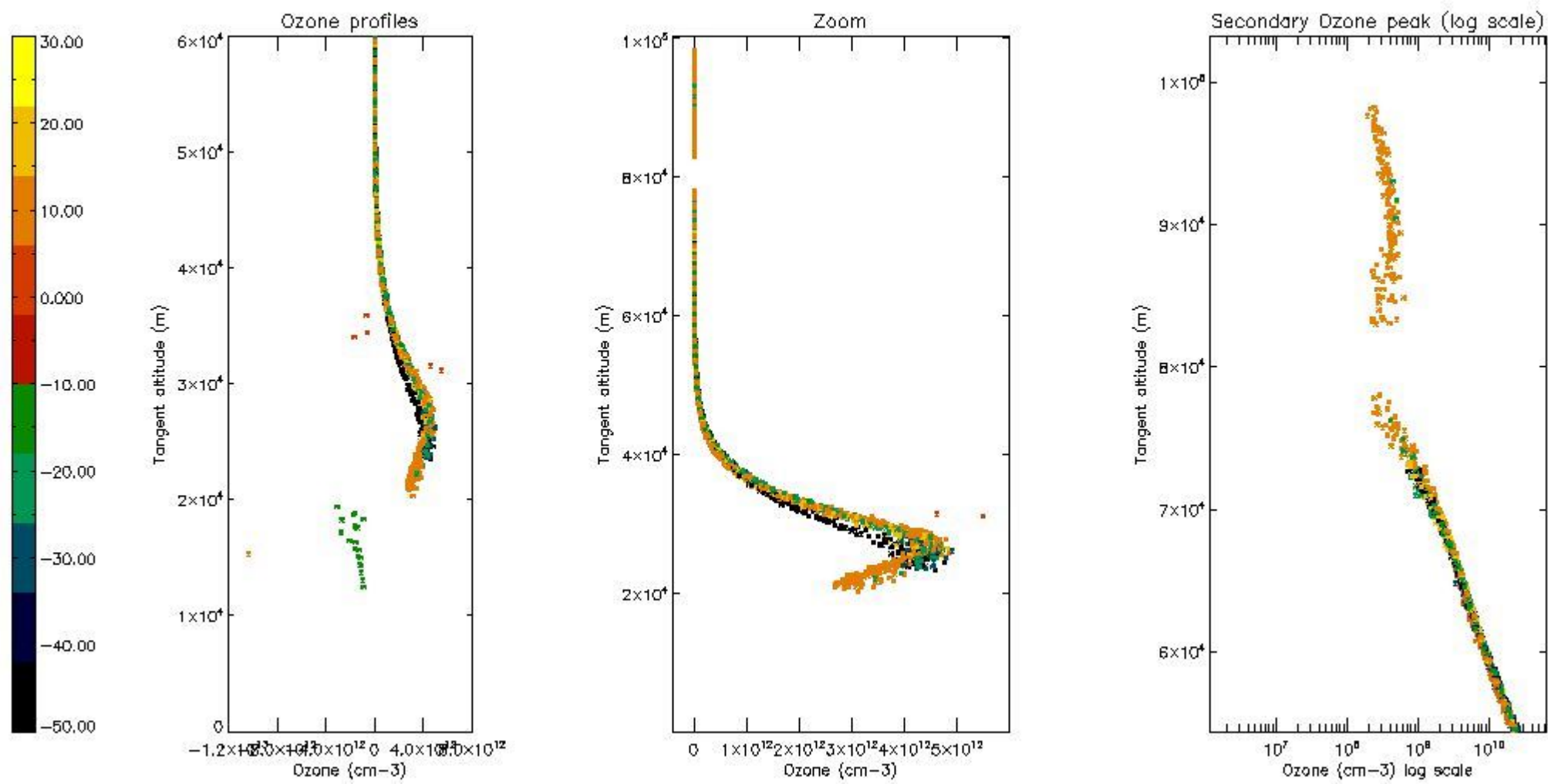
5.4 Plot ozone profiles where STD < 10% (dark without errors)

The colorbar represents the latitude.



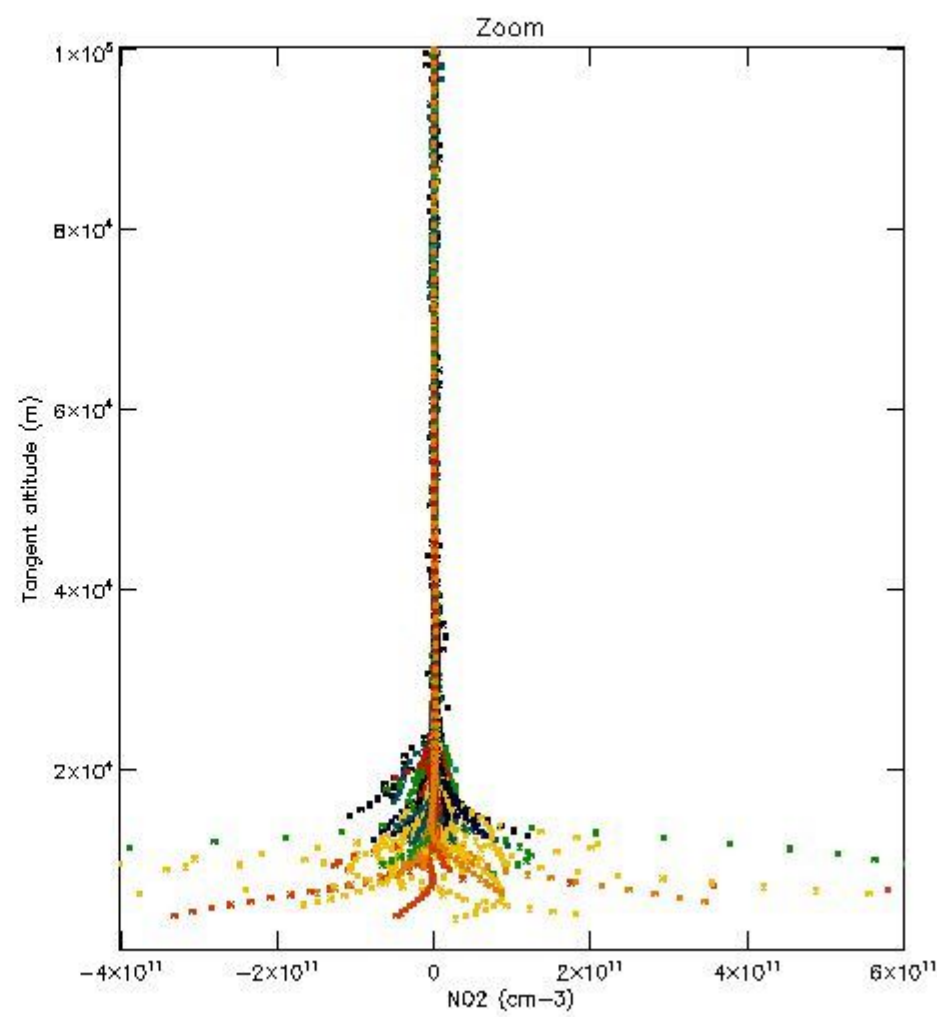
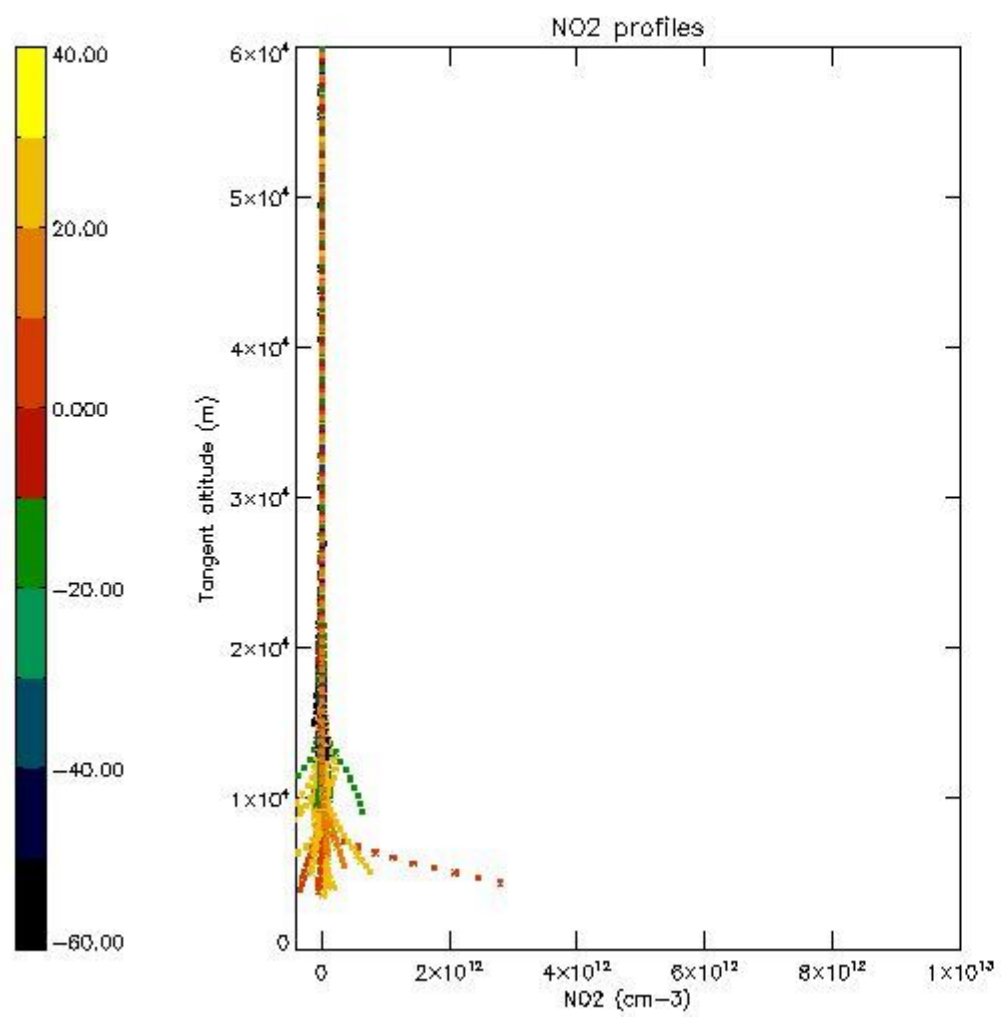
5.5 Plot ozone profiles where STD < 5% (dark without errors)

The colorbar represents the latitude.



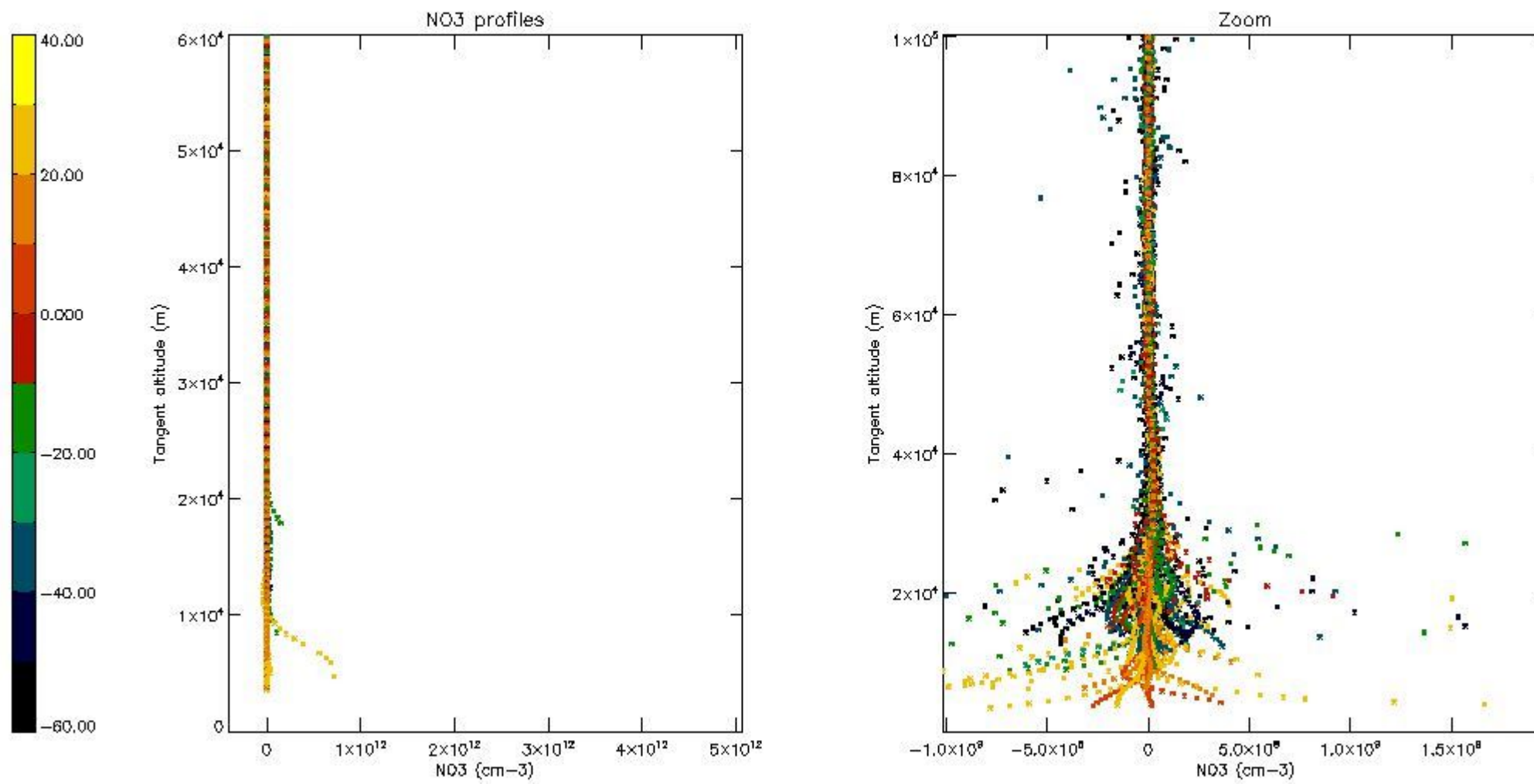
5.6 Plot NO₂ profiles for all STD (dark without errors)

The colorbar represents the latitude.



5.7 Plot NO₃ profiles for all STD (dark without errors)

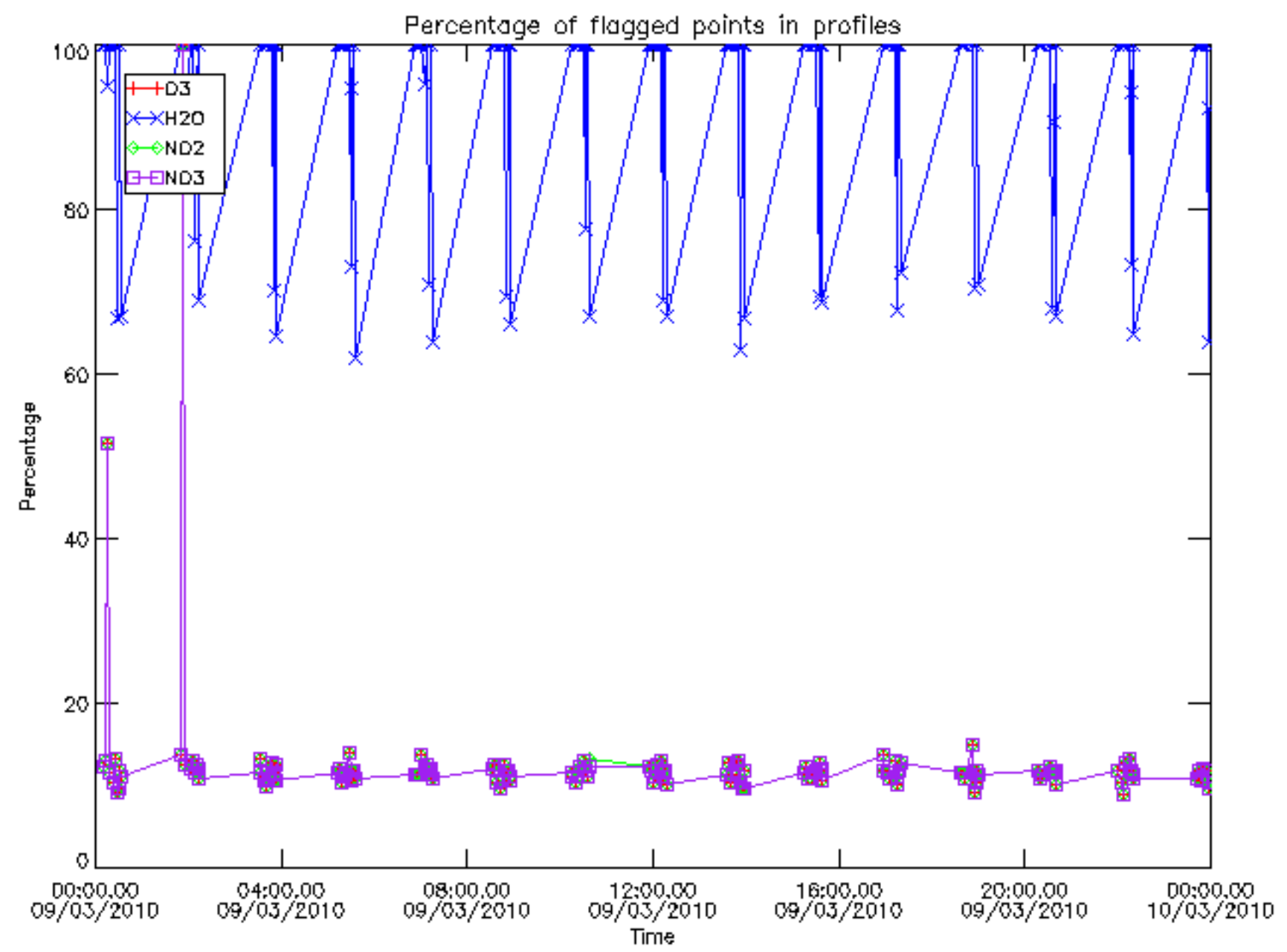
The colorbar represents the latitude.



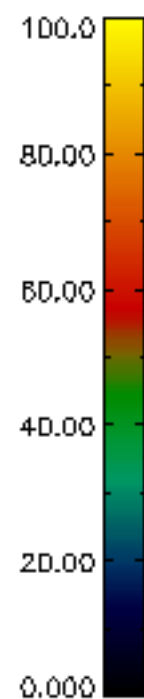
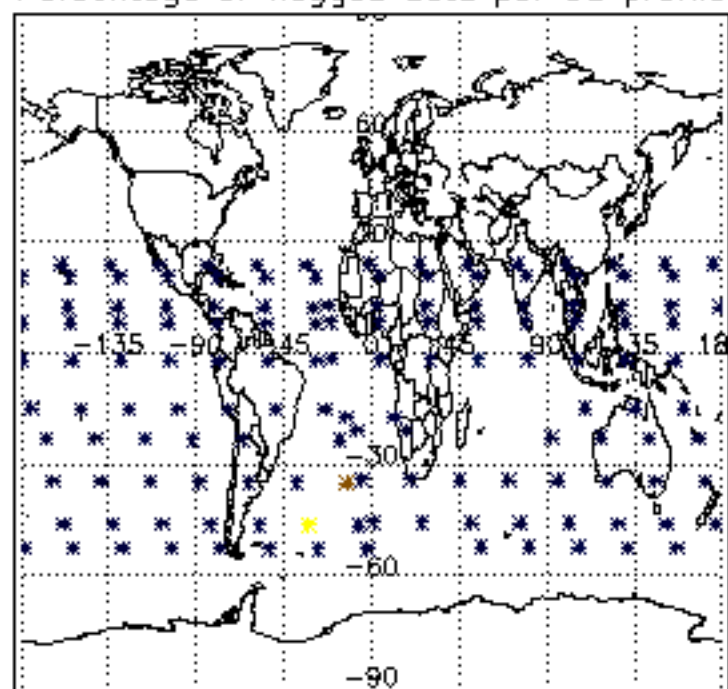
6. Auxiliary Data Files used for the production reported in section 2

The number reported in the third column indicates since which file (see list in section 2) the corresponding auxiliary file has been used. The fourth column is the date of those product files.

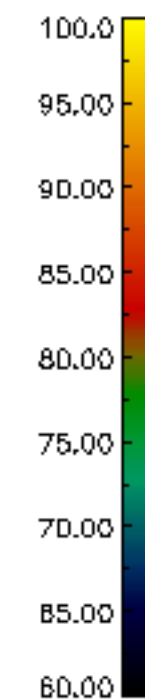
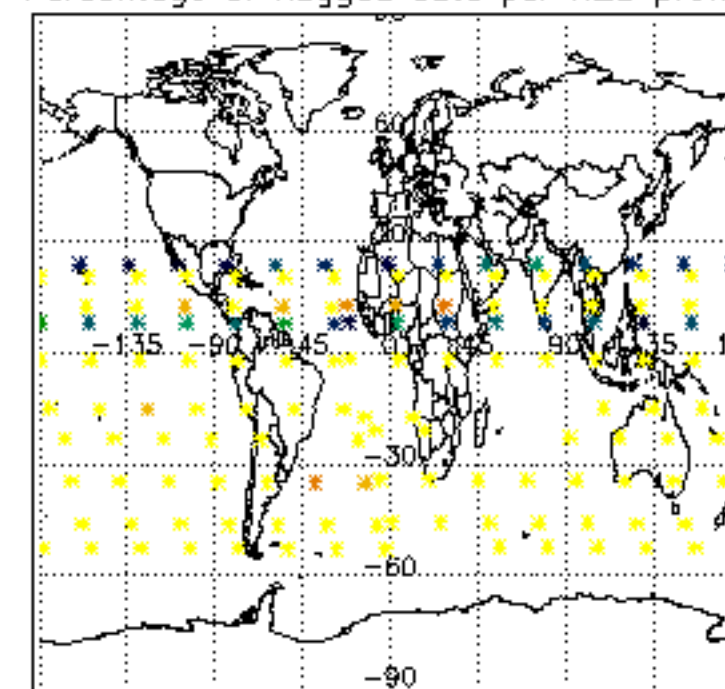
Type	Auxiliary Filename	Used since product	Used since product date
INST_PHYS_CHARACTERISTICS	GOM_INS_AXVIEC20091111_143220_20030716_120000_20500101_000000	1	09-MAR-2010 00:00:15
LEVEL-2_PROC_CONFIG	GOM_PR2_AXVIEC20091111_152718_20020301_000000_20500101_000000	1	09-MAR-2010 00:00:15
CROSS_SECTIONS_FILE	GOM_CRS_AXVIEC20091111_154832_20020301_000000_20500101_000000	1	09-MAR-2010 00:00:15



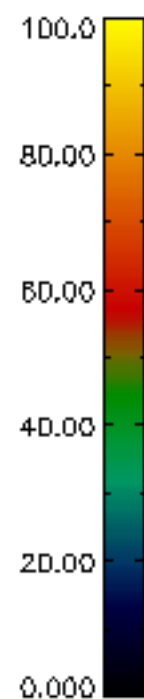
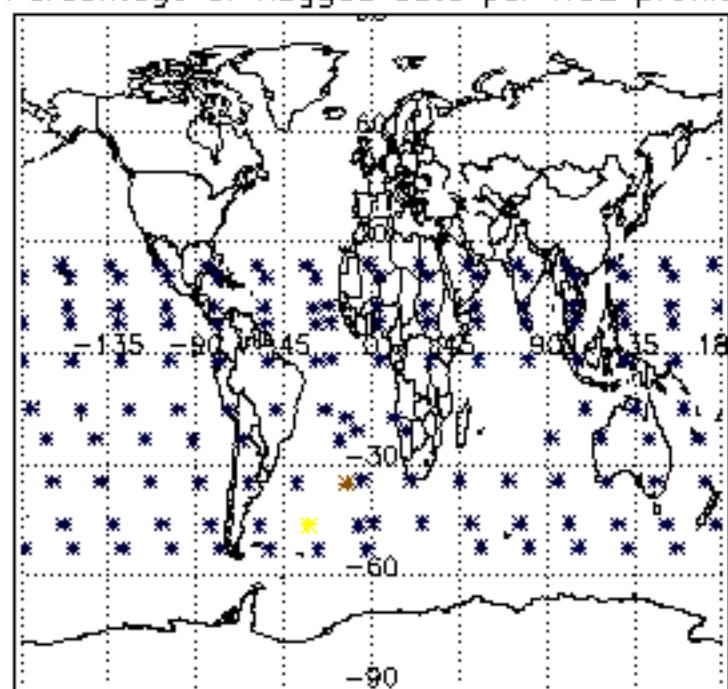
Percentage of flagged data per D3 profile



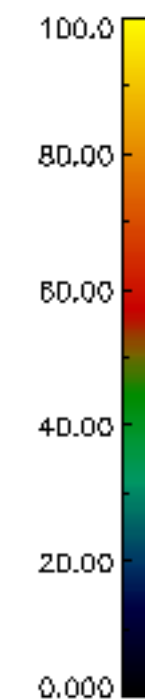
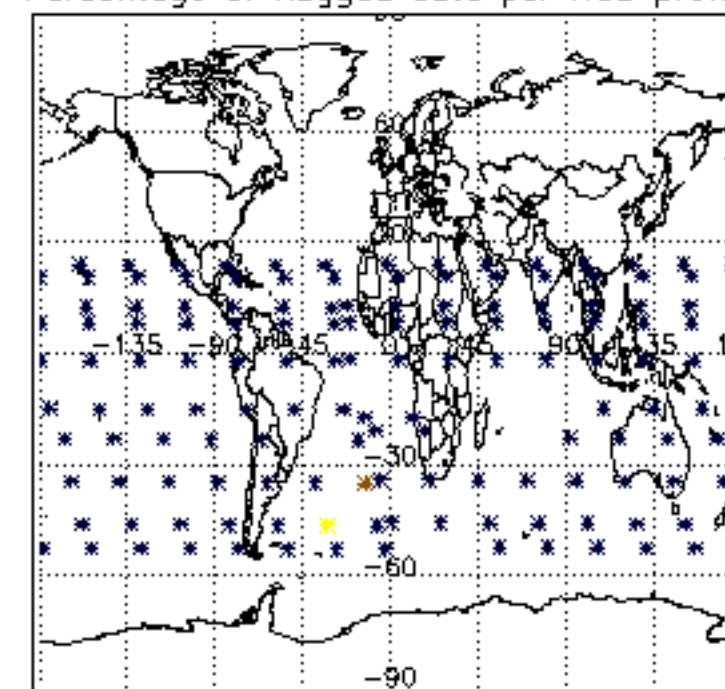
Percentage of flagged data per H2O profile

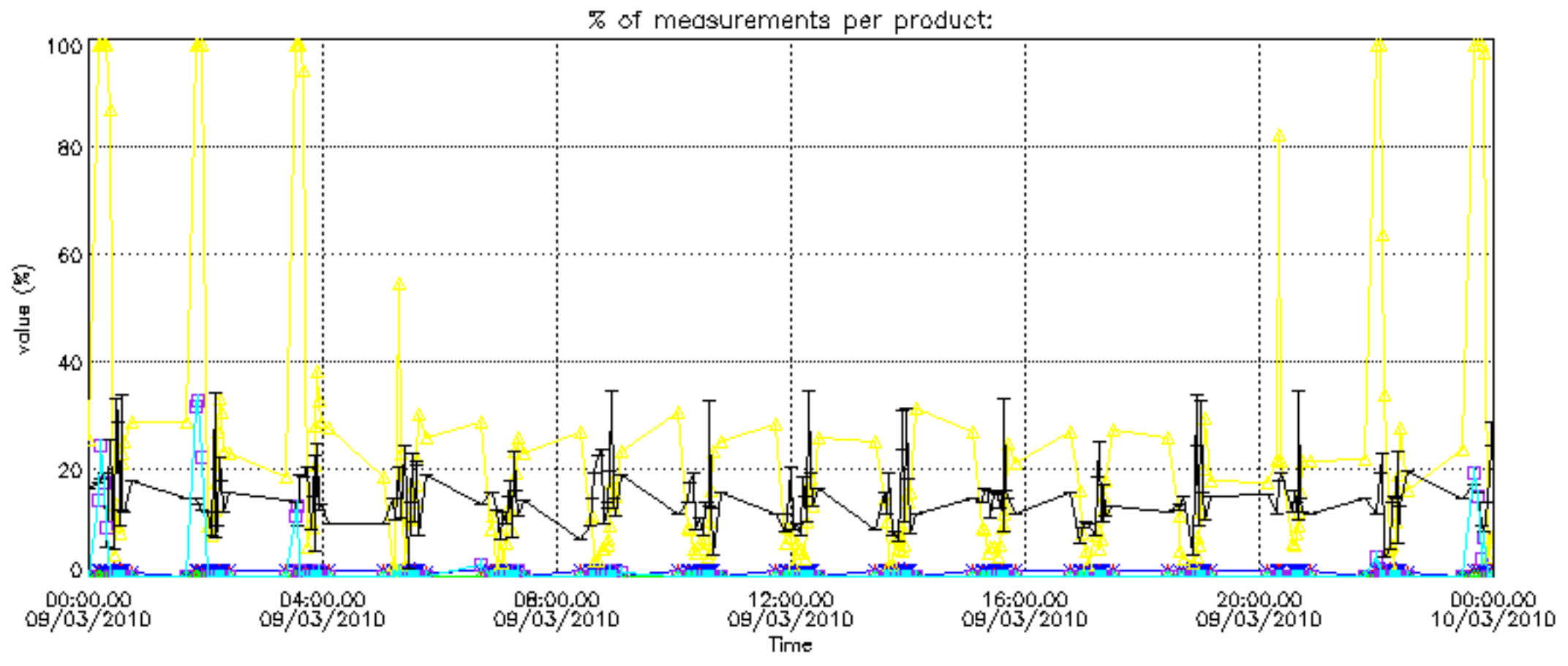


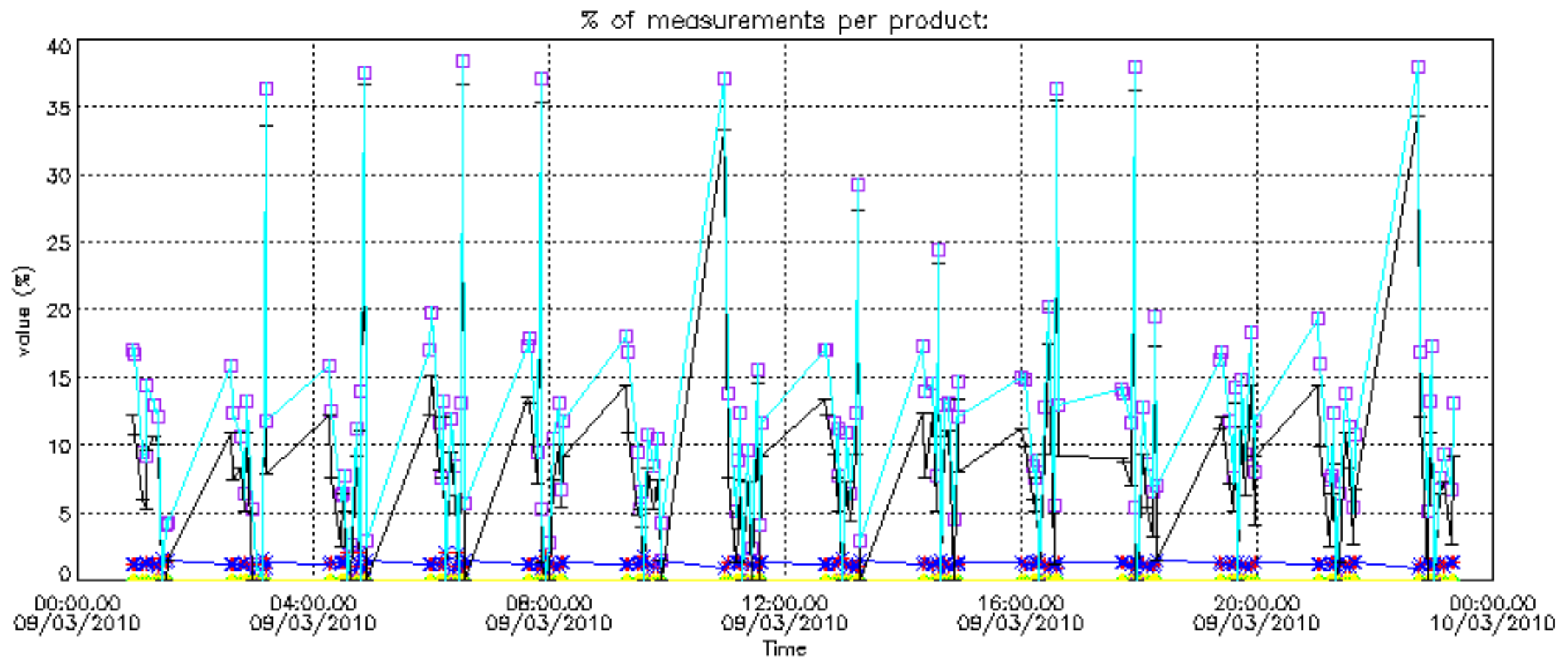
Percentage of flagged data per NO2 profile



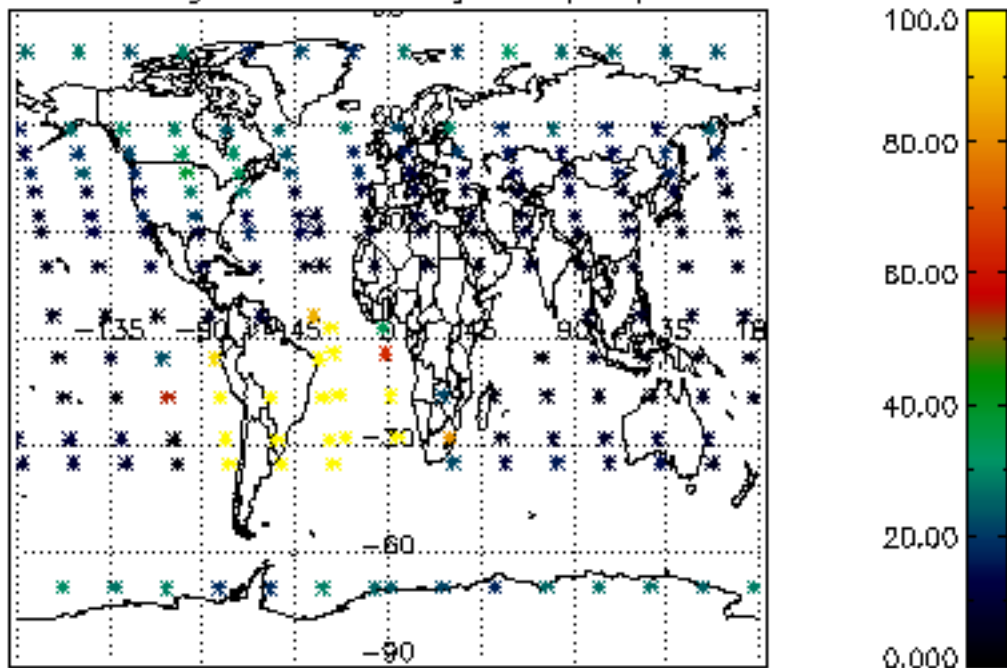
Percentage of flagged data per NO3 profile



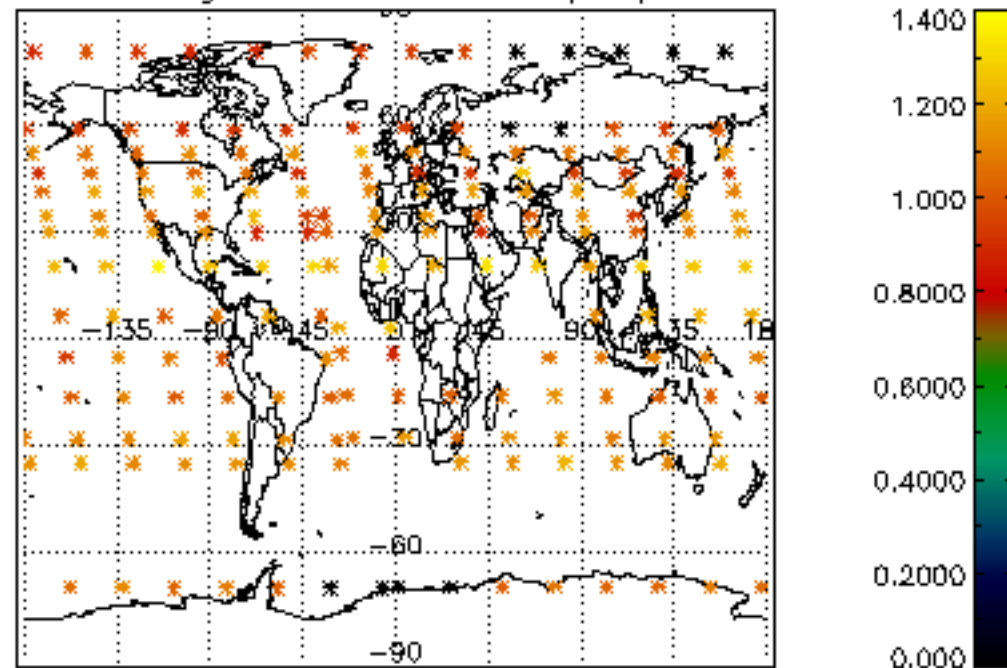




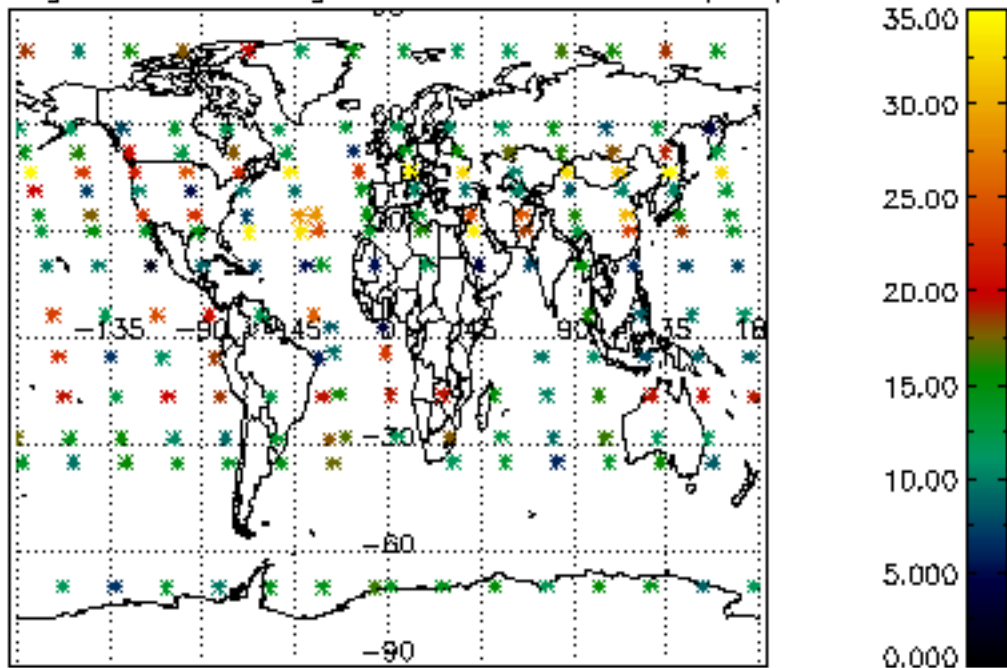
Percentage of cosmic ray hits per profile



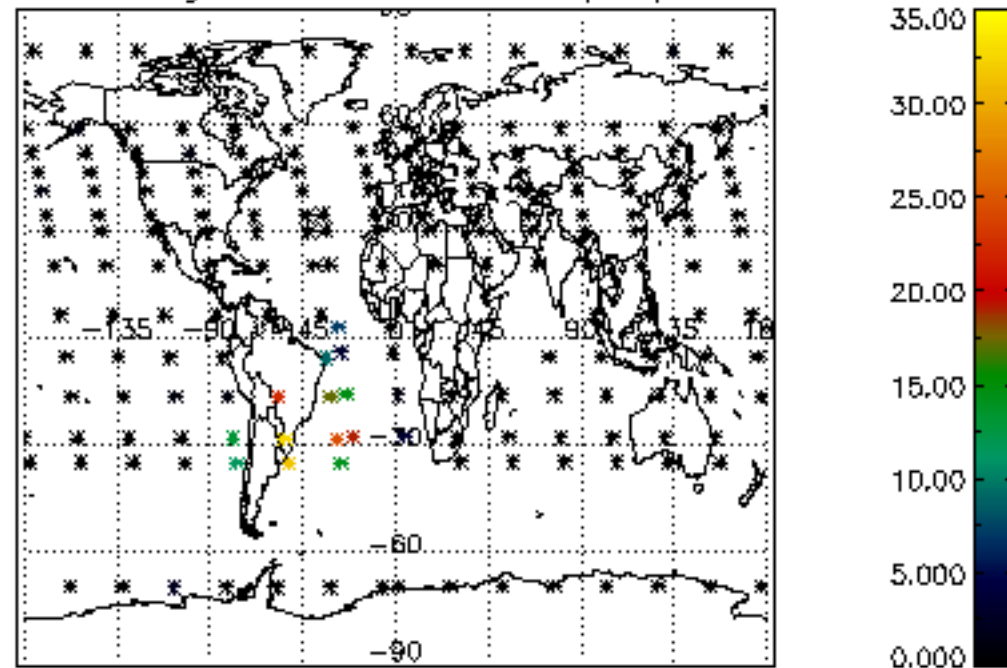
Percentage of datation errors per profile



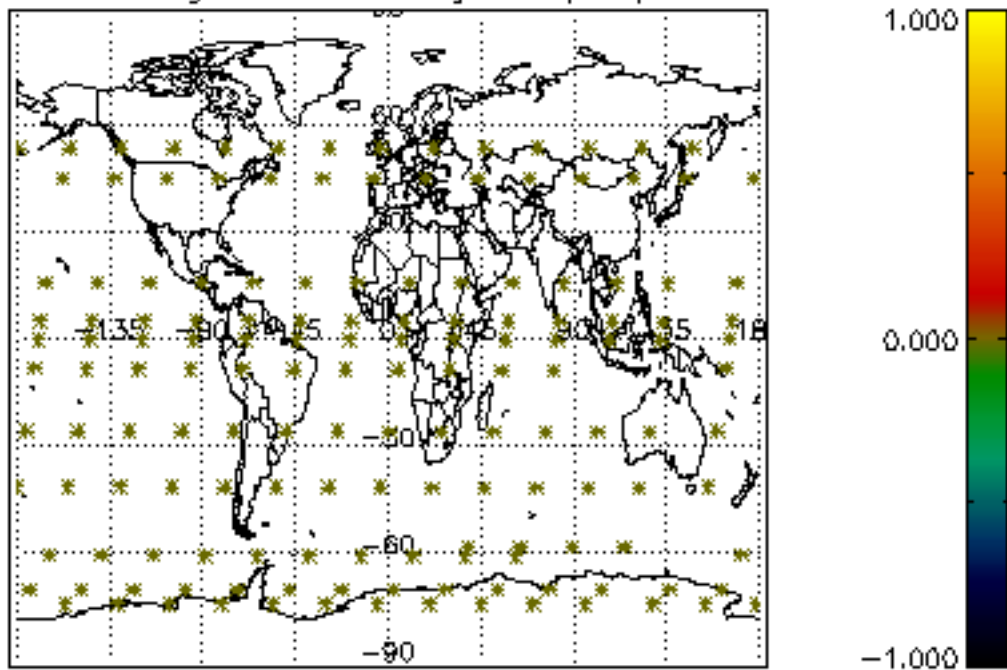
Percentage of star falling outside central band per profile



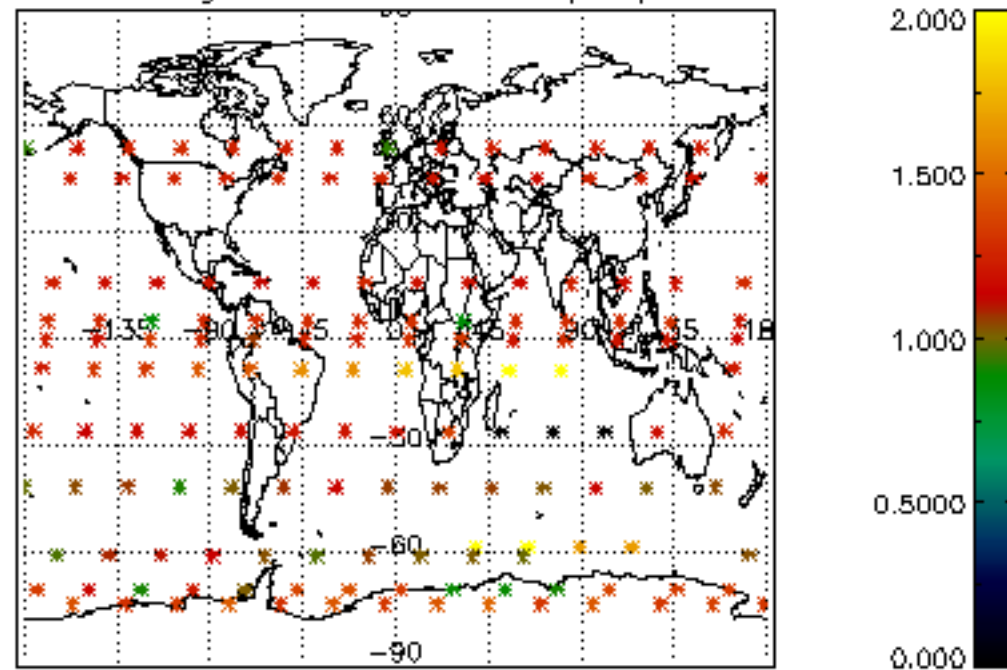
Percentage of saturation errors per profile



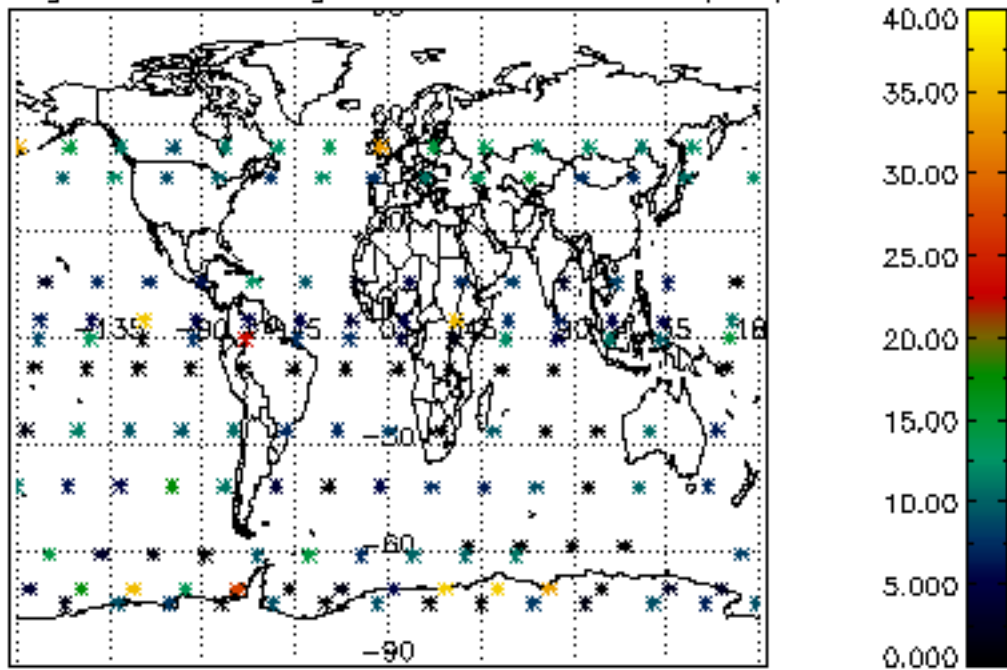
Percentage of cosmic ray hits per profile



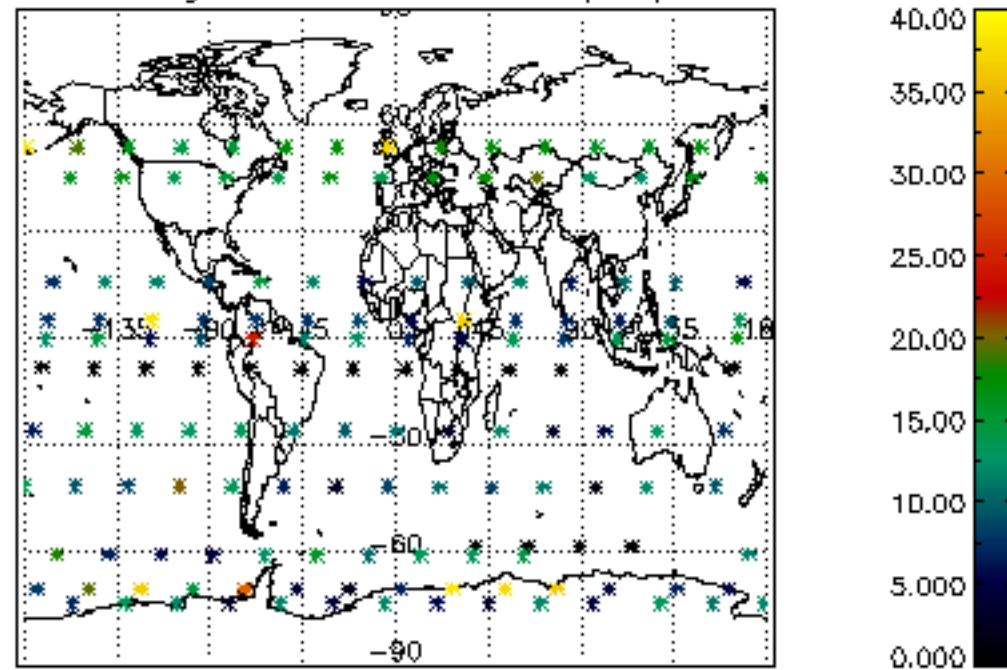
Percentage of datation errors per profile

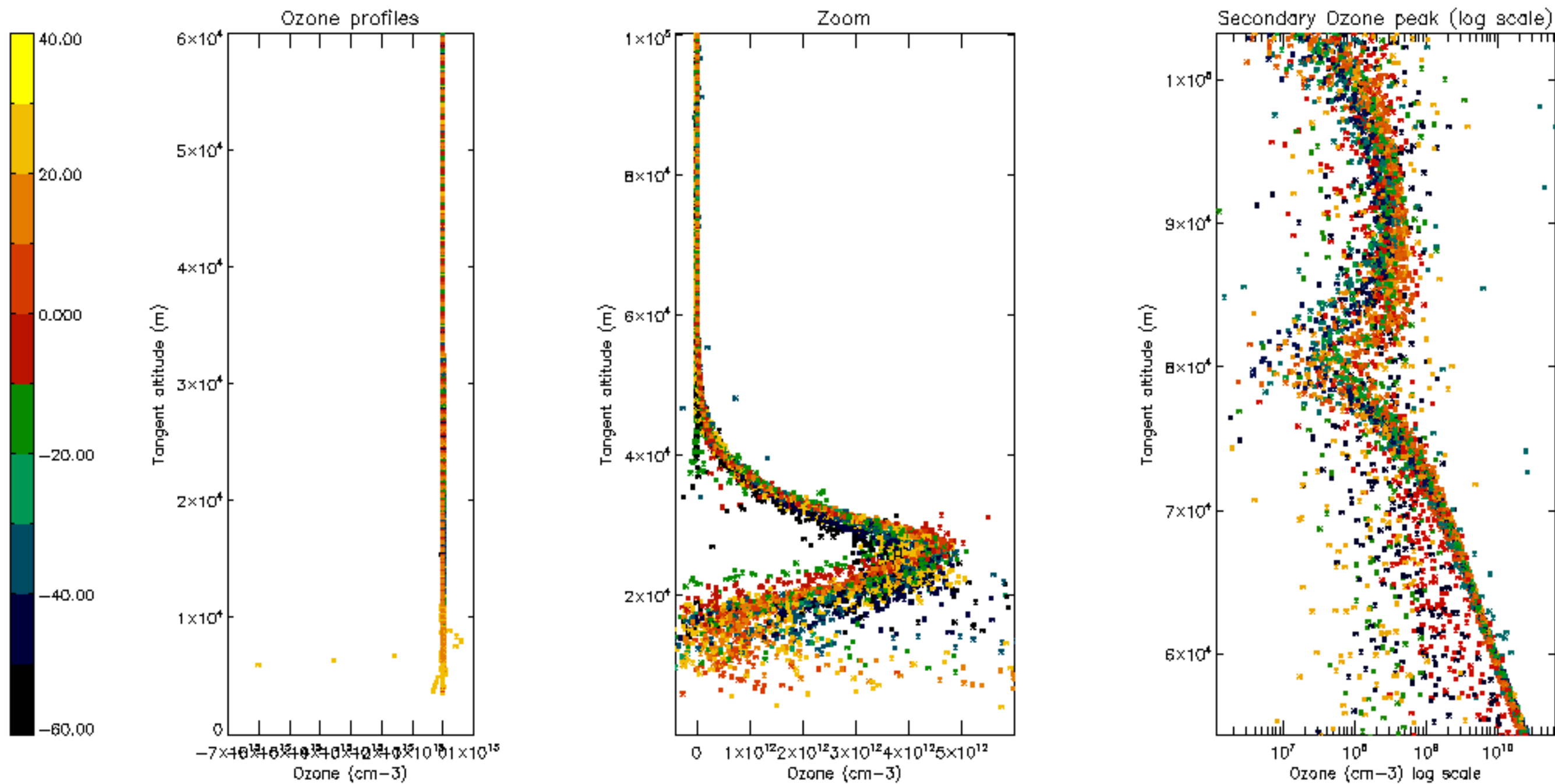


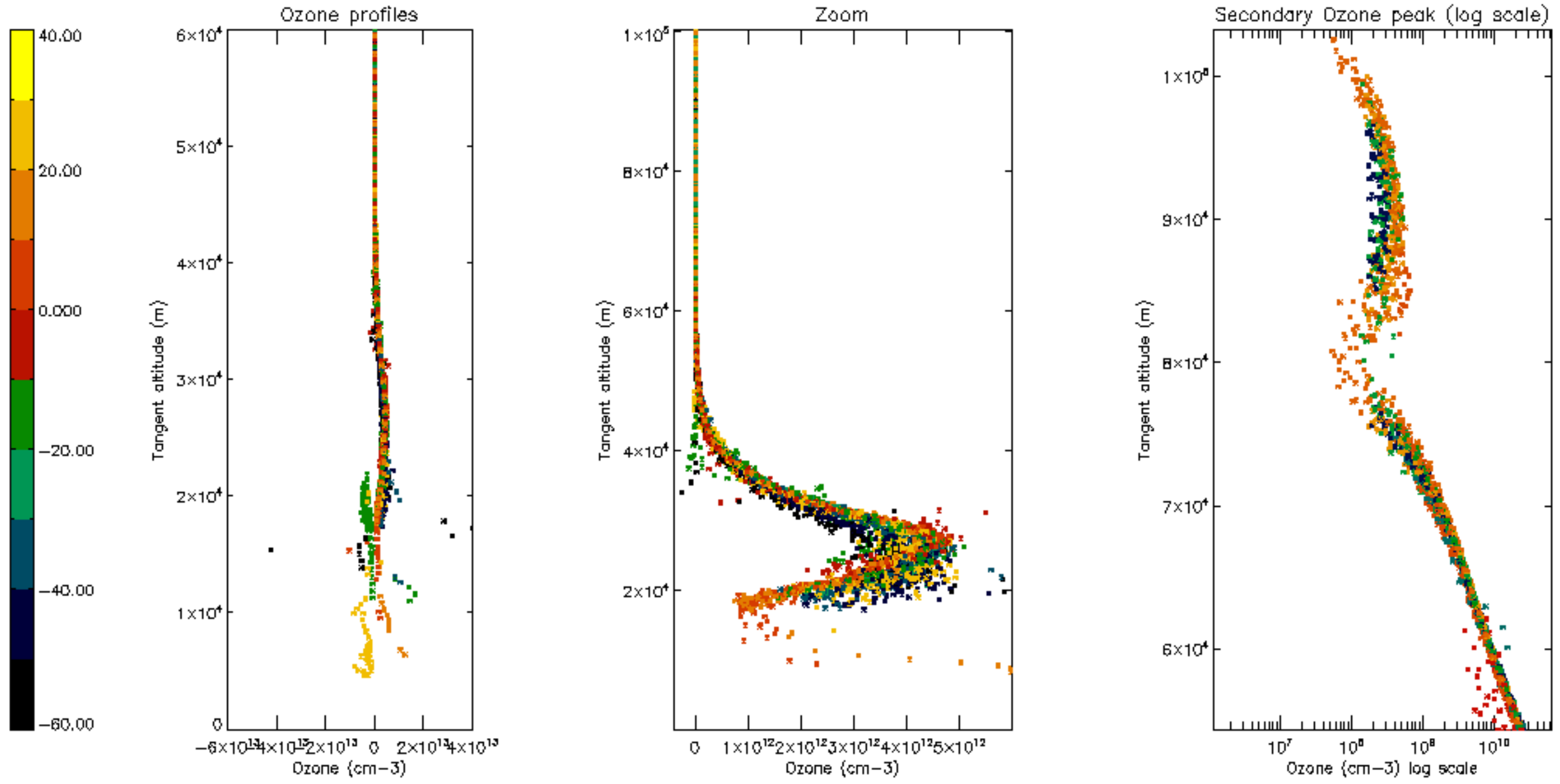
Percentage of star falling outside central band per profile

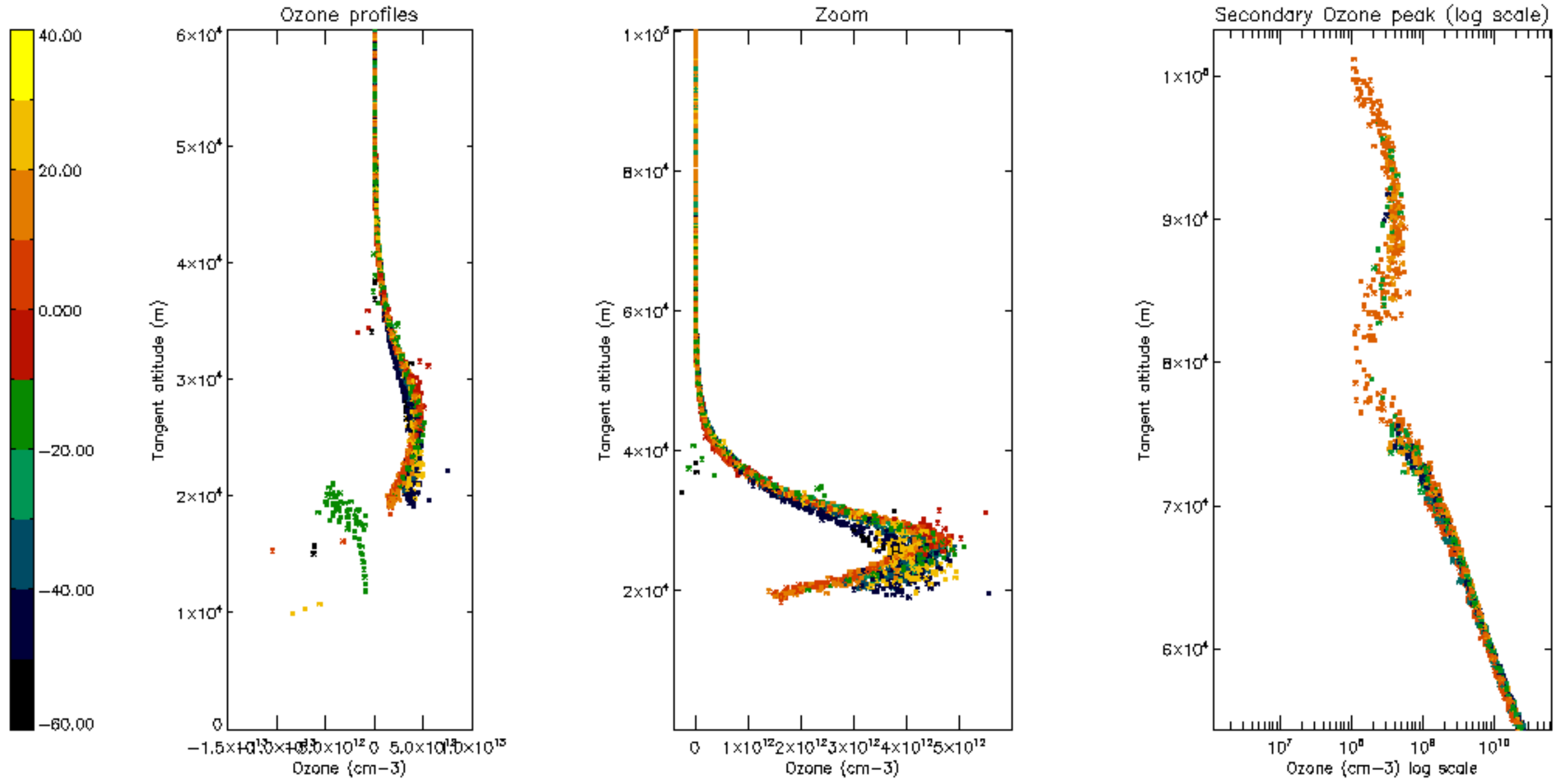


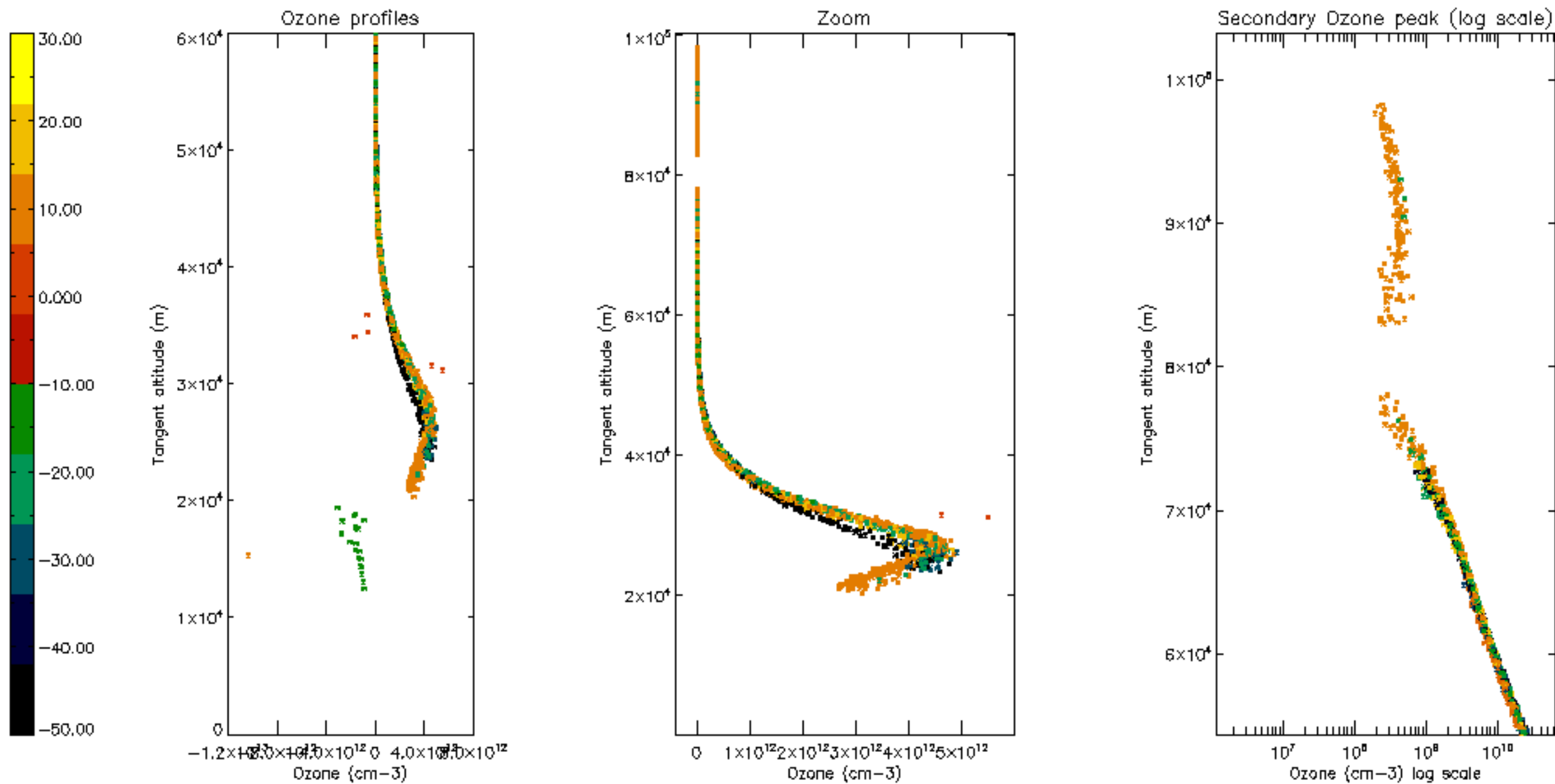
Percentage of saturation errors per profile

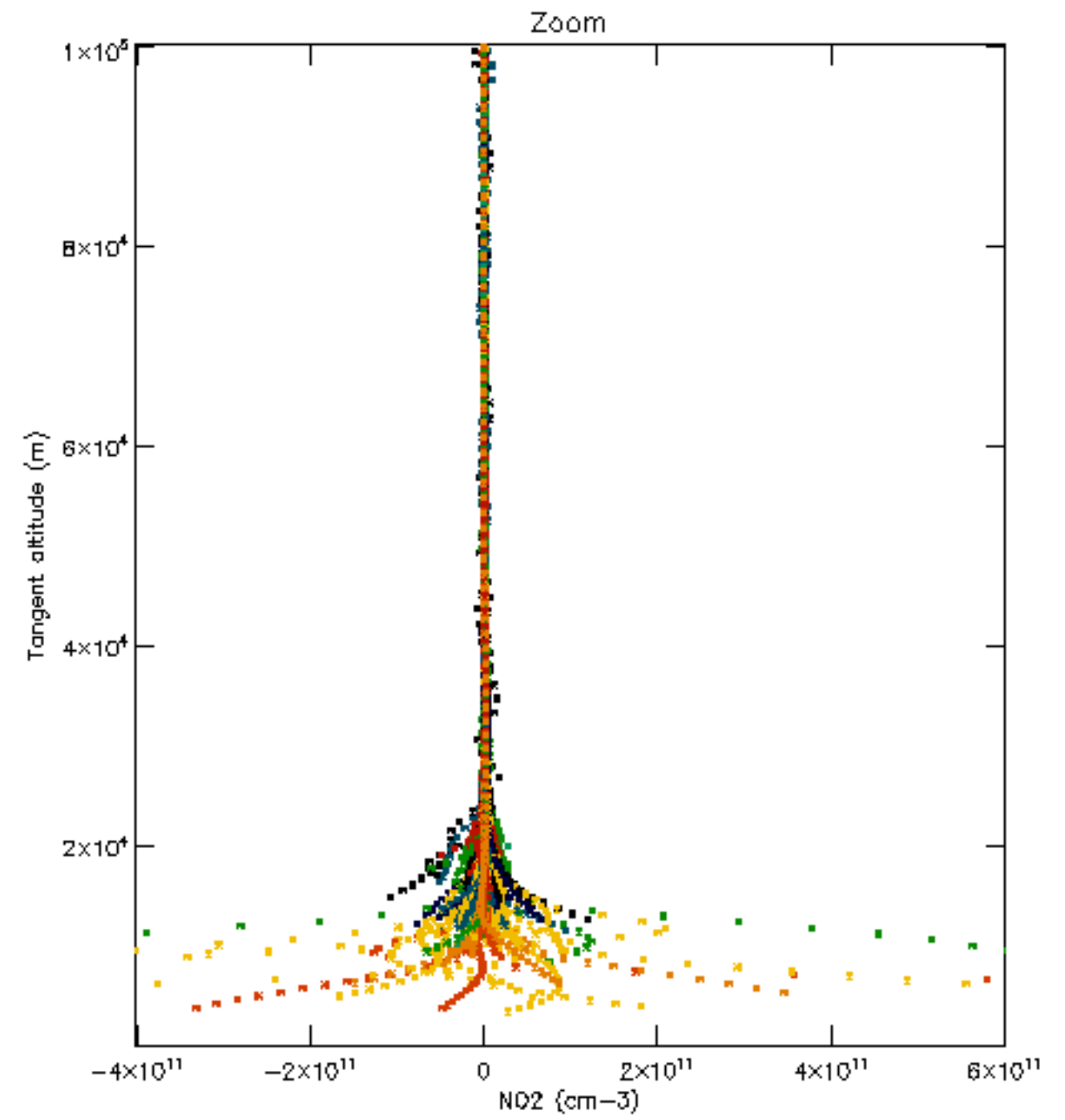
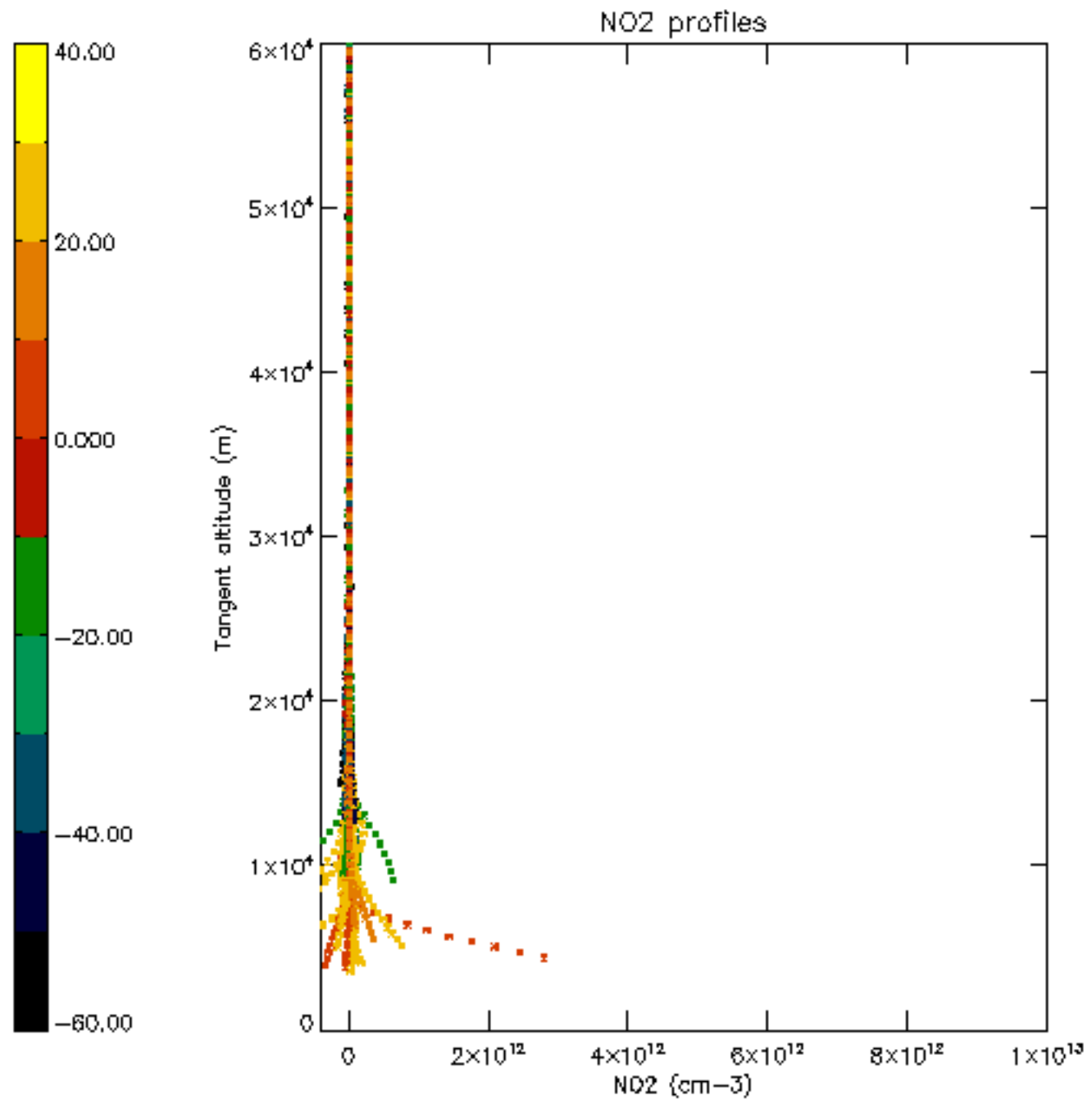


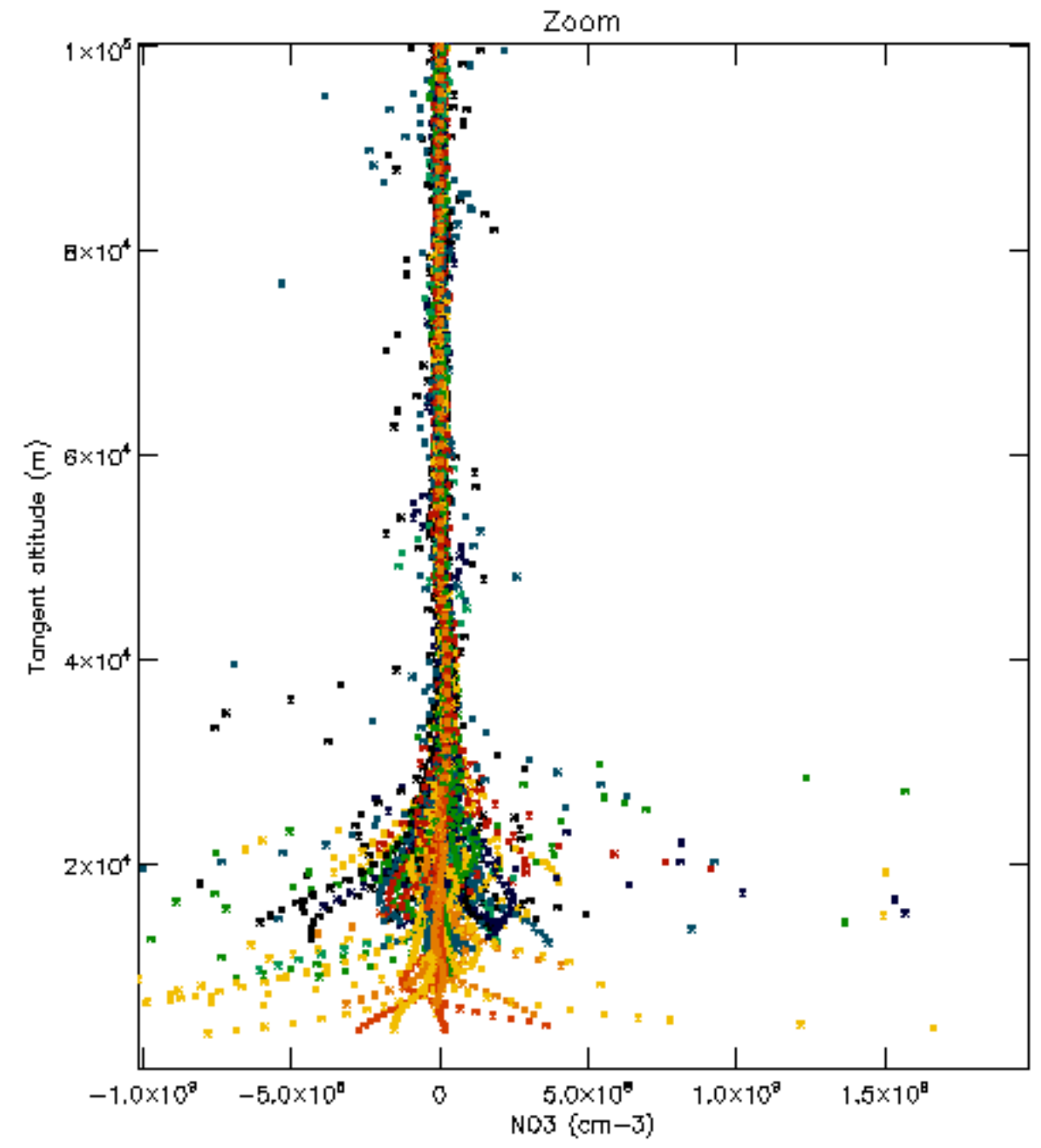
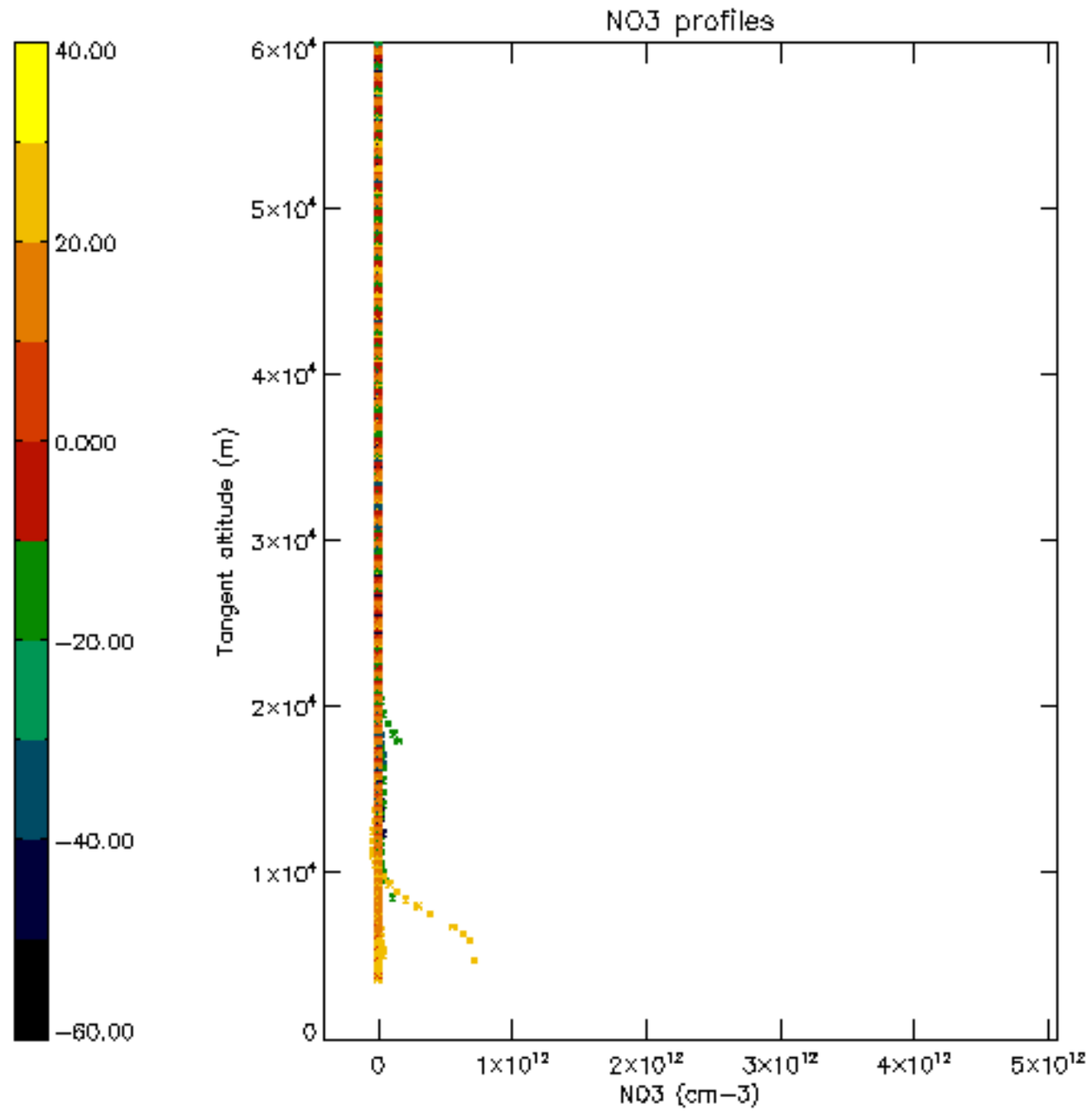


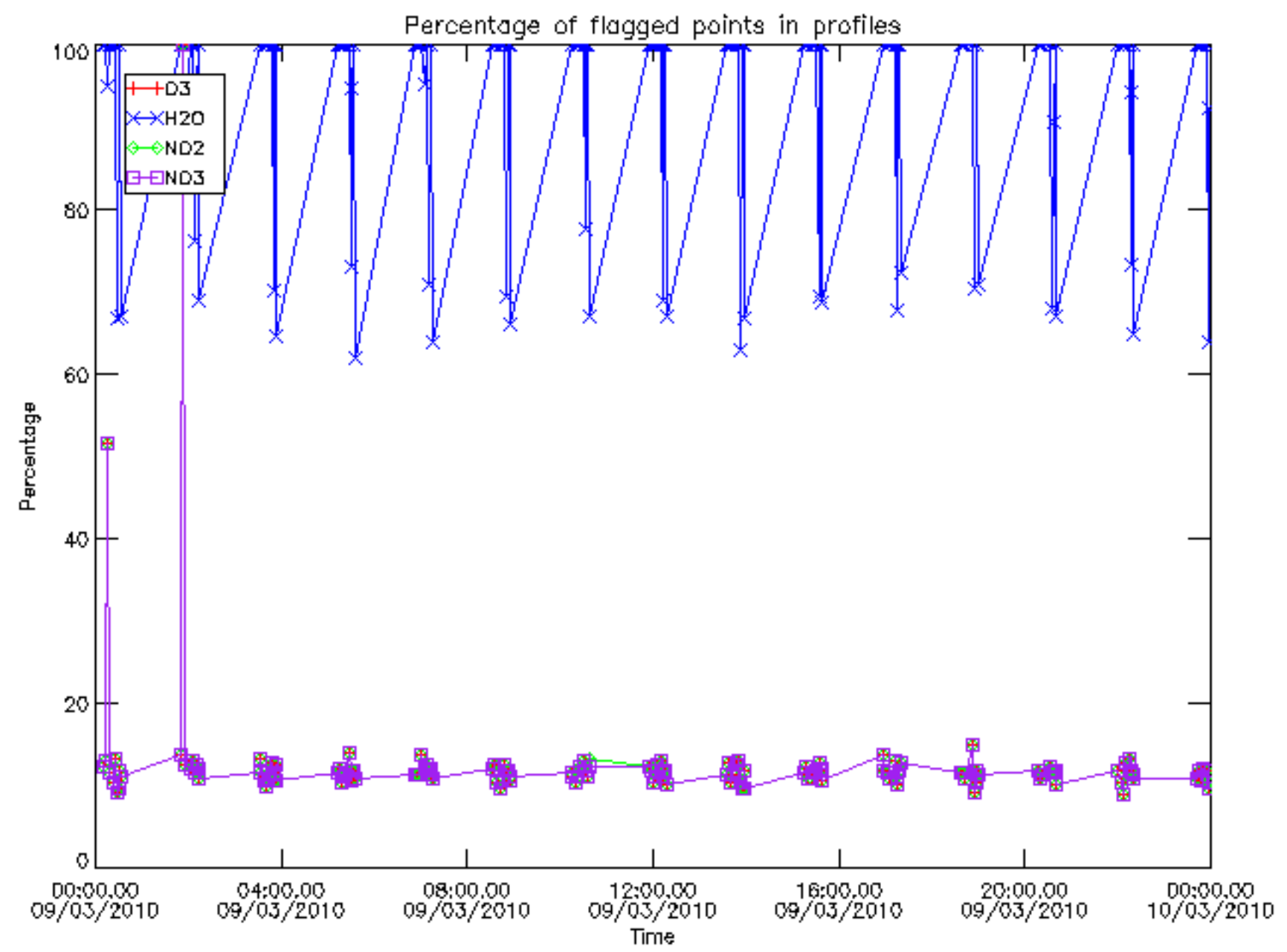




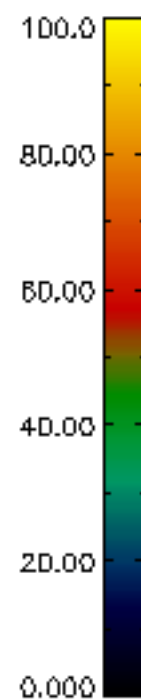
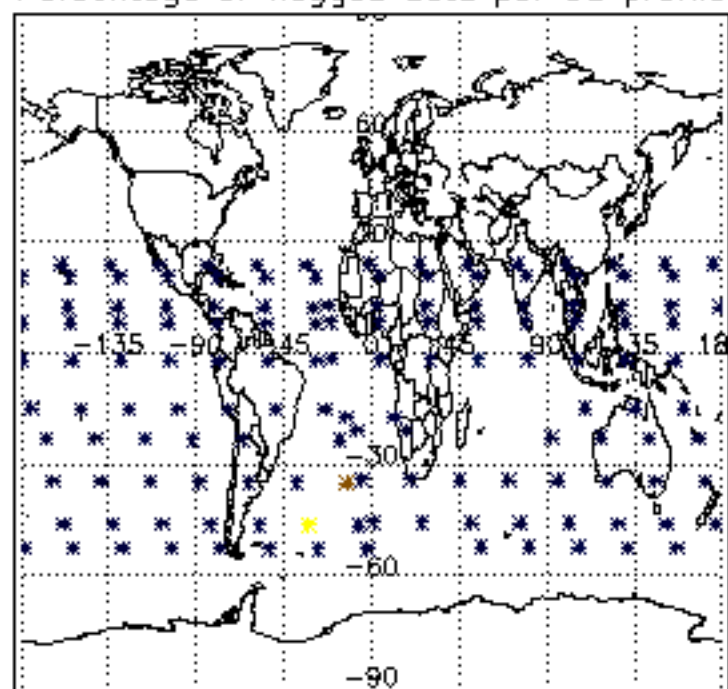




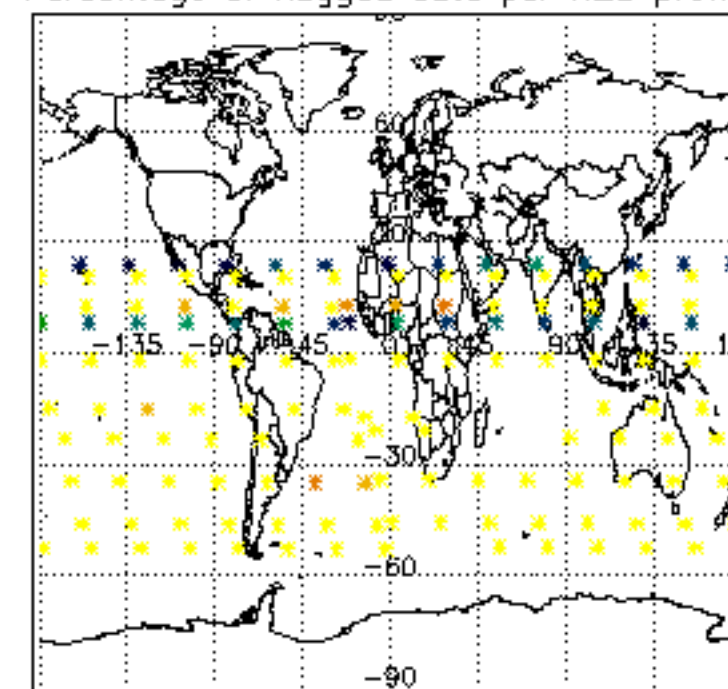




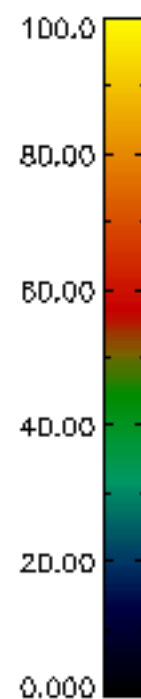
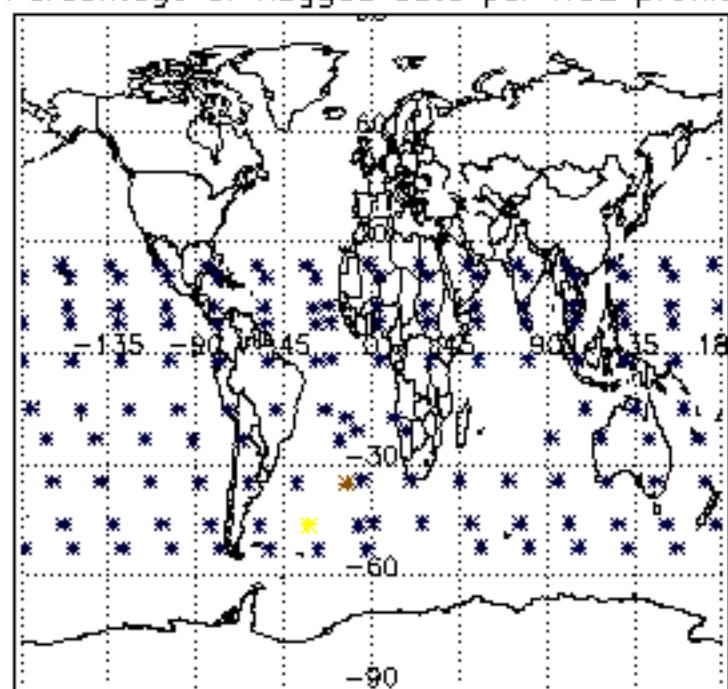
Percentage of flagged data per D3 profile



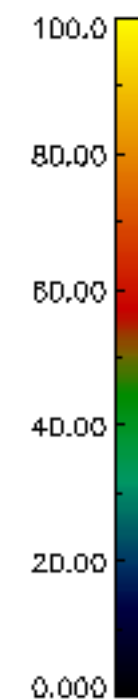
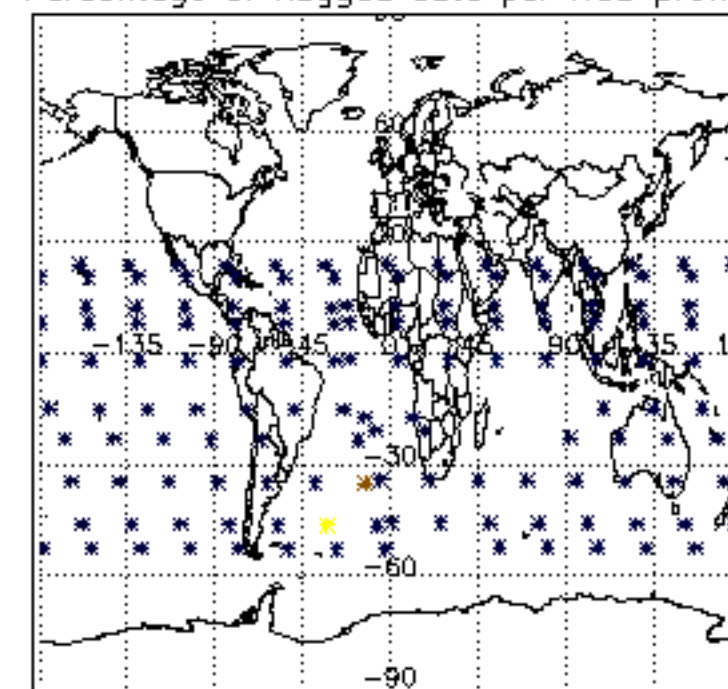
Percentage of flagged data per H2O profile

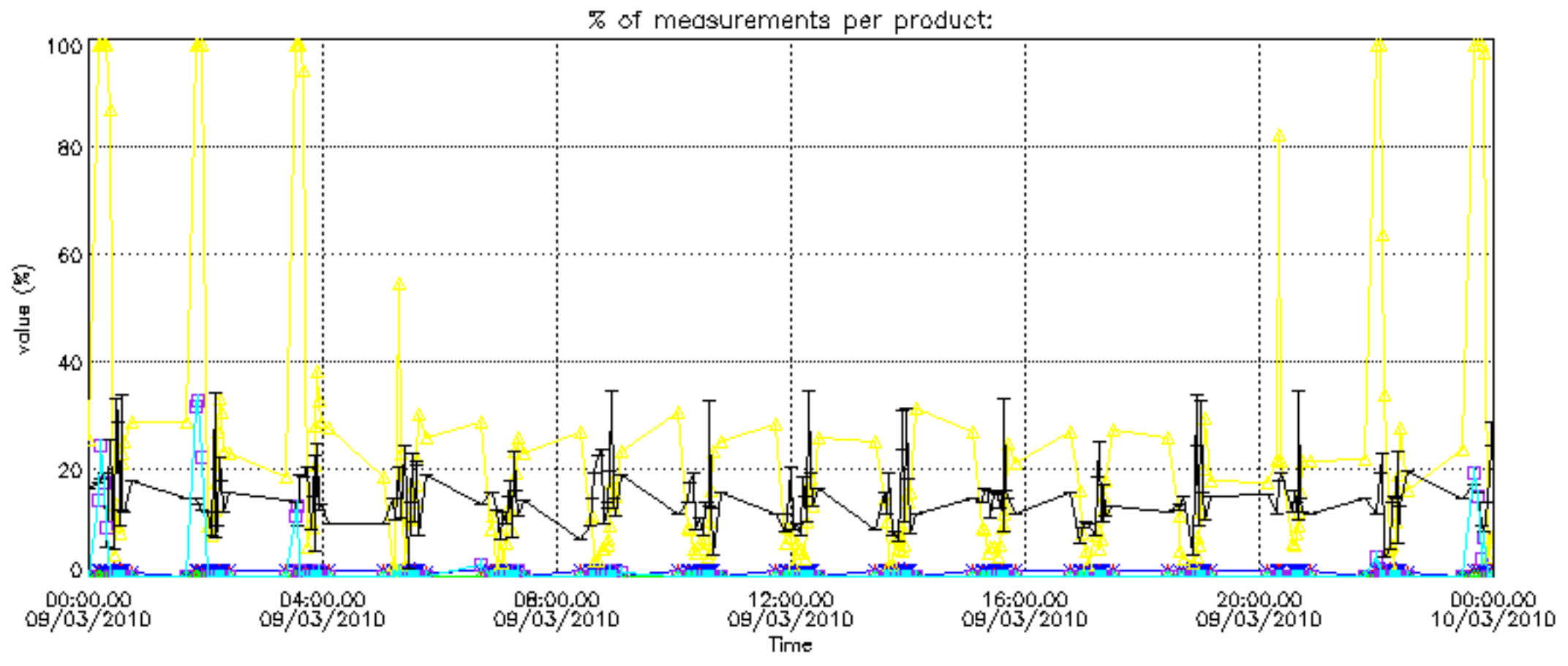


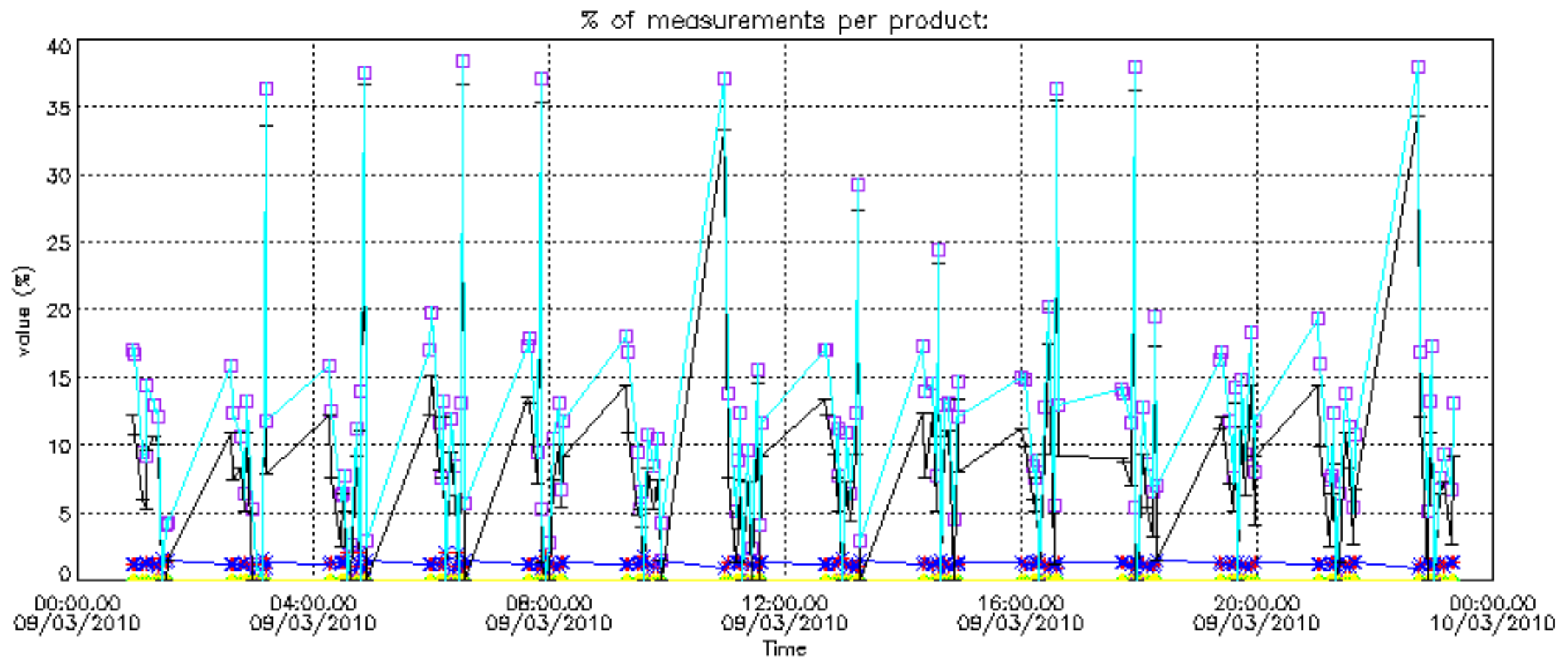
Percentage of flagged data per NO2 profile



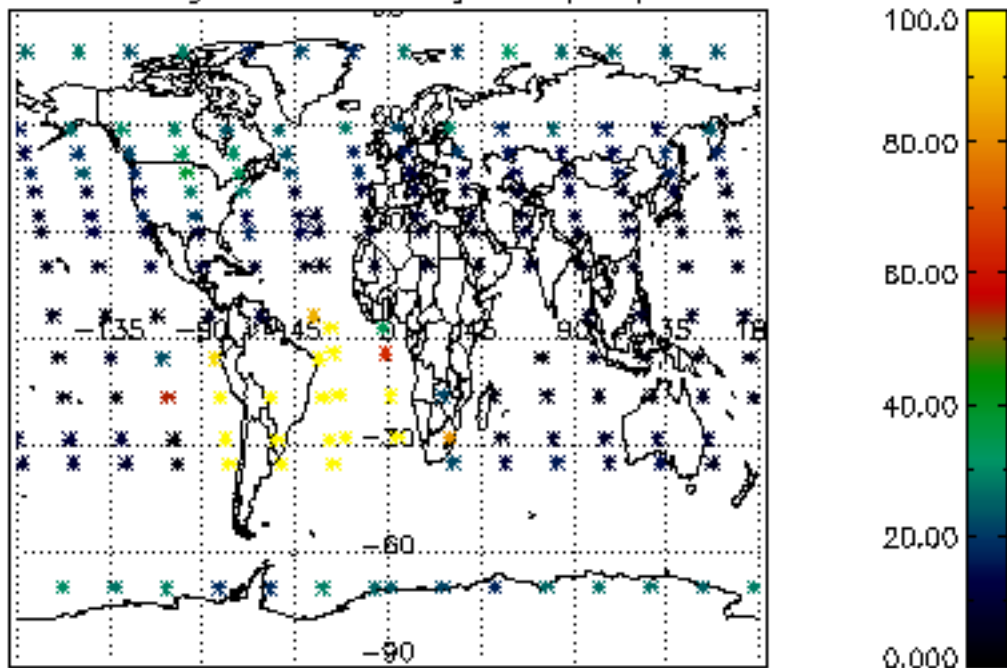
Percentage of flagged data per NO3 profile



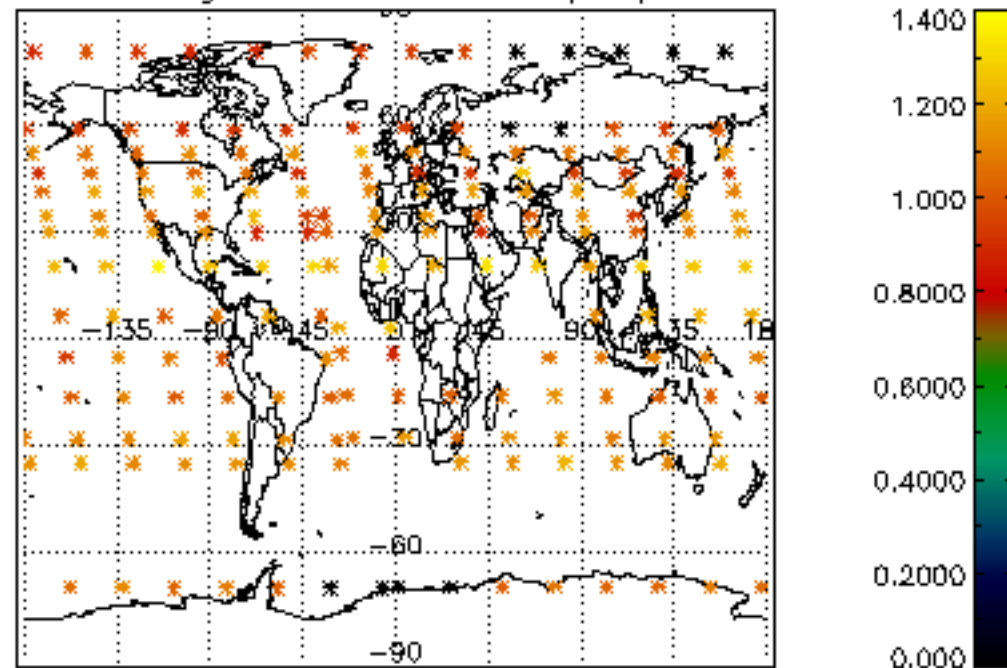




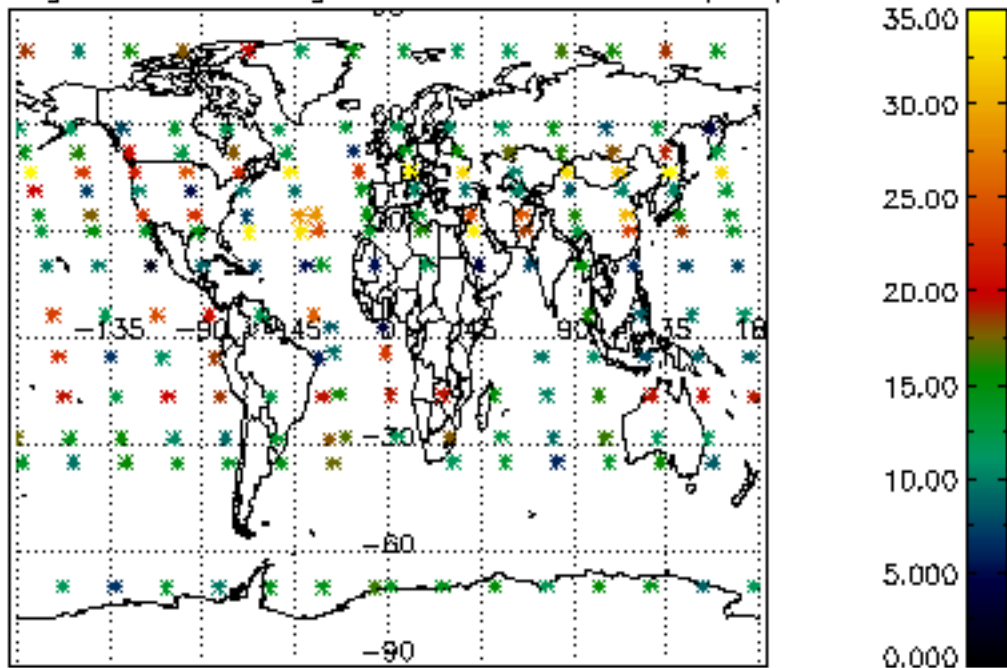
Percentage of cosmic ray hits per profile



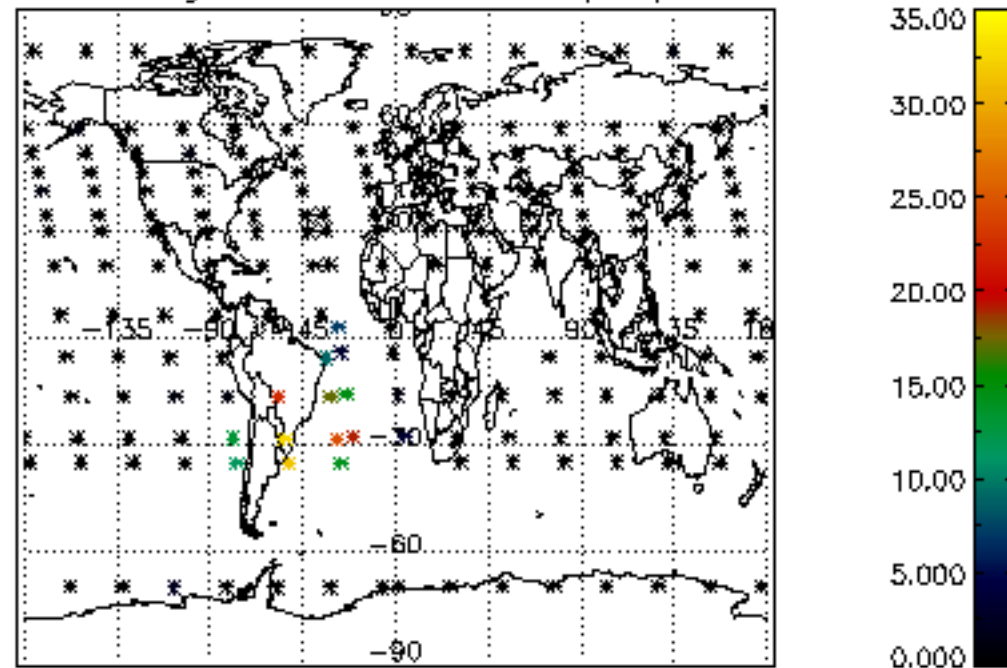
Percentage of datation errors per profile



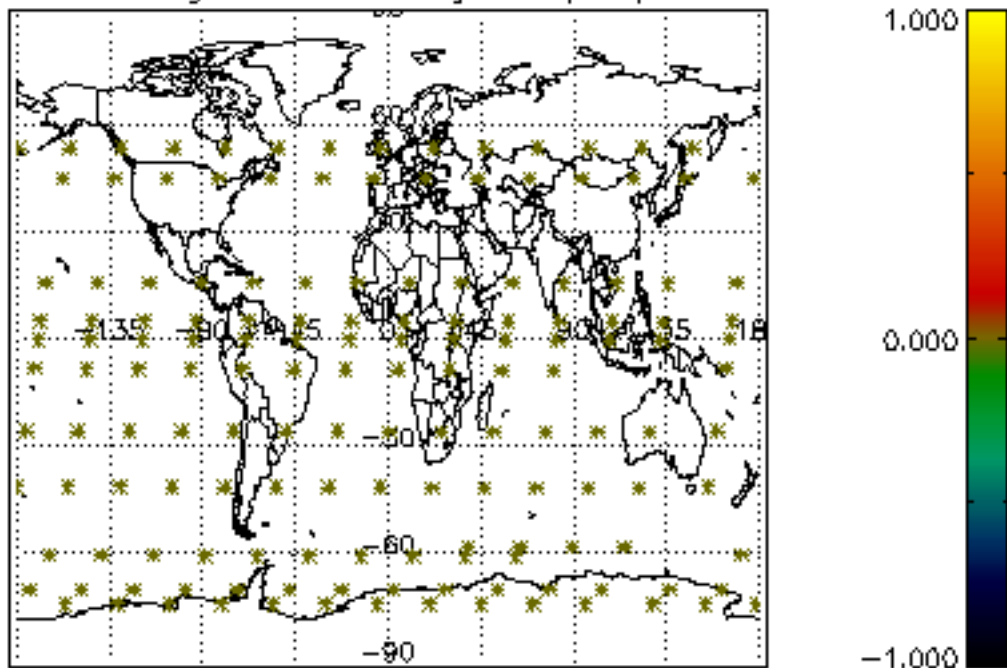
Percentage of star falling outside central band per profile



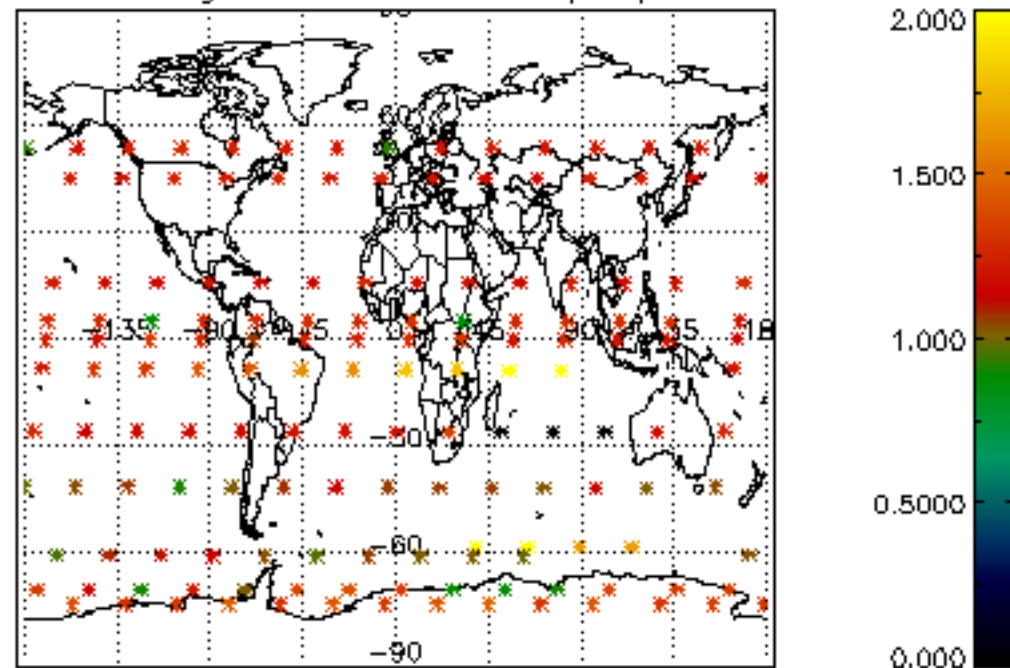
Percentage of saturation errors per profile



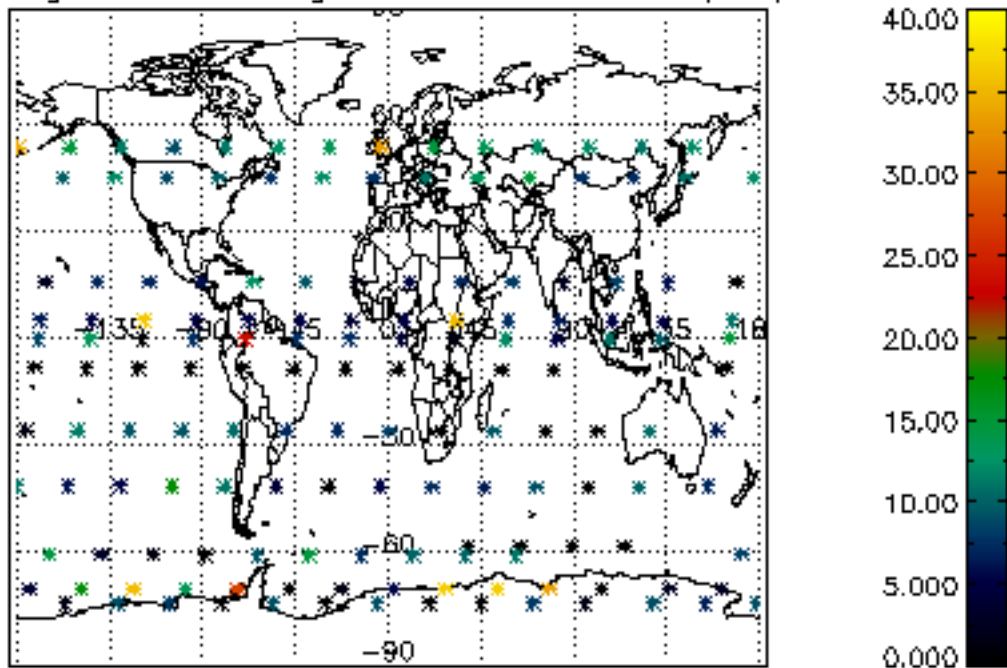
Percentage of cosmic ray hits per profile



Percentage of datation errors per profile



Percentage of star falling outside central band per profile



Percentage of saturation errors per profile

