

GOMOS Level 2 Daily Report

SUMMARY

[1. General Info](#)

[2. Summary of processed GOM_NL_2P products](#)

[3. Level 2 Quality information per product](#)

[3.1 Plot of level 2 quality information per product \(time dependant\)](#)

[3.2 Plot of level 2 quality information per product \(world map\)](#)

[4. Level 1 Quality information per product \(stored on level 2 products\)](#)

[4.1 Plot of level 1 quality information per product \(time dependant\)](#)

[4.1.1 Plot of level 1 quality information per product \(time dependant\): ASCENDING](#)

[4.1.2 Plot of level 1 quality information per product \(time dependant\): DESCENDING](#)

[4.2 Plot of level 1 quality information per product \(world map\)](#)

[4.2.1 Plot of level 1 quality information per product \(world map\): ASCENDING](#)

[4.2.2 Plot of level 1 quality information per product \(world map\): DESCENDING](#)

[5. Ozone profiles based on quality statistics and other trace gas profiles](#)

[5.1 Ozone statistics based on quality of products](#)

[5.2 Plot ozone profiles for all STD \(dark without errors\)](#)

[5.3 Plot ozone profiles where STD < 20% \(dark without errors\)](#)

[5.4. Plot ozone profiles where STD < 10% \(dark without errors\)](#)

[5.5. Plot ozone profiles where STD < 5% \(dark without errors\)](#)

[5.6 Plot NO2 profiles for all STD \(dark without errors\)](#)

[5.7 Plot NO3 profiles for all STD \(dark without errors\)](#)

[5.8 Plot H2O profiles \(only for occultations of stars 1,2,3,4,13,14,16,26,63 dark without errors\) for all STD](#)

[6. Auxiliary Data Files used for the production reported in section 2](#)

This report presents the daily analysis on parameters extracted from GOMOS level 2 data (GOM_NL__2P). It is intended to monitor some important parameters that will impact the quality of these products. A list of level 2 products (and content) that have arrived during the reporting day to the PCF is also given.

Item	Value
Time of report generation	26APR2013 18:02:49
Data source version	GOMOS/6.01
Start time of products	08-03-2010 (08MAR2010 00:00:00)
Stop time of products	09-03-2010 (09MAR2010 00:00:00)
Store outputs in DB	Yes
Nb of level 2 prods	342
Nb of prods with errors	0

2. Summary of processed GOM_NL__2P products.

Nr	Filename	UTC Start time	Limb	Duration	Star Id	Star Name	Star Mag	Star Temp	Nb Meas	Orbit	Prod. error
1	GOM_NL__2PRFIN20100308_000014_000000392087_00288_41925_8311.N1	08-MAR-2010 00:00:14	Bright	39.000	82	48Bet UMa	2.3650	10600.	78	41925	No
2	GOM_NL__2PRFIN20100308_000139_000000432087_00288_41925_8312.N1	08-MAR-2010 00:01:39	Bright	43.000	36	50Alp UMa	1.8000	6300.0	86	41925	No
3	GOM_NL__2PRFIN20100308_000852_000000372087_00288_41925_8313.N1	08-MAR-2010 00:08:52	Bright	37.000	60	7Bet UMi	2.0810	3950.0	74	41925	No
4	GOM_NL__2PRFIN20100308_001321_000000472087_00288_41925_8314.N1	08-MAR-2010 00:13:21	Bright	47.000	119	14Eta Dra	2.7270	4700.0	94	41925	No
5	GOM_NL__2PRFIN20100308_001802_000000512087_00288_41925_8315.N1	08-MAR-2010 00:18:02	Bright	50.500	130	23Bet Dra	2.7990	5800.0	101	41925	No
6	GOM_NL__2PRFIN20100308_002130_000000372087_00288_41925_8316.N1	08-MAR-2010 00:21:30	Bright	37.000	144	18Del Cyg	2.8600	11000.	74	41925	No
7	GOM_NL__2PRFIN20100308_002247_000000382087_00288_41925_8317.N1	08-MAR-2010 00:22:47	Bright	38.000	66	37Gam Cyg	2.2080	5900.0	76	41925	No
8	GOM_NL__2PRFIN20100308_003146_000000482087_00288_41925_8318.N1	08-MAR-2010 00:31:46	Bright	48.000	168	17Zet Aql	2.9860	11000.	96	41925	No
9	GOM_NL__2PRFIN20100308_004149_000000442087_00288_41925_8319.N1	08-MAR-2010 00:41:49	Dark	43.500	155	41Pi Sgr	2.9000	6600.0	87	41925	No
10	GOM_NL__2PRFIN20100308_004344_000000442087_00288_41925_8320.N1	08-MAR-2010 00:43:44	Dark	44.000	57	34Sig Sgr	2.0660	26000.	88	41925	No
11	GOM_NL__2PRFIN20100308_004701_000000512087_00288_41925_8321.N1	08-MAR-2010 00:47:01	Dark	51.000	38	20Eps Sgr	1.8360	11000.	102	41925	No
12	GOM_NL__2PRFIN20100308_005003_000000452087_00288_41925_8322.N1	08-MAR-2010 00:50:03	Dark	44.500	85	Kap Sco	2.4070	28000.	89	41925	No
13	GOM_NL__2PRFIN20100308_005325_000000442087_00289_41926_8307.N1	08-MAR-2010 00:53:25	Dark	43.500	141	Bet Ara	2.8400	4600.0	87	41926	No
14	GOM_NL__2PRFIN20100308_005719_000000392087_00289_41926_8308.N1	08-MAR-2010 00:57:19	Dark	38.500	134	Bet TrA	2.8100	6600.0	77	41926	No
15	GOM_NL__2PRFIN20100308_010000_000000542087_00289_41926_8309.N1	08-MAR-2010 01:00:00	Dark	54.000	4	Alp1Cen	-0.010000	5800.0	108	41926	No
16	GOM_NL__2PRFIN20100308_010117_000000552087_00289_41926_8310.N1	08-MAR-2010 01:01:17	Dark	54.500	10	Bet Cen	0.61000	28000.	109	41926	No
17	GOM_NL__2PRFIN20100308_010314_000000422087_00289_41926_8311.N1	08-MAR-2010 01:03:14	Dark	42.000	77	Eps Cen	2.3030	28000.	84	41926	No
18	GOM_NL__2PRFIN20100308_010444_000000452087_00289_41926_8312.N1	08-MAR-2010 01:04:44	Dark	44.500	26	Gam Cru	1.6240	2900.0	89	41926	No
19	GOM_NL__2PRFIN20100308_010618_000000452087_00289_41926_8313.N1	08-MAR-2010 01:06:18	Straylight	45.000	64	Gam Cen	2.2000	10600.	90	41926	No
20	GOM_NL__2PRFIN20100308_010810_000000542087_00289_41926_8314.N1	08-MAR-2010 01:08:10	Straylight	54.000	123	Iot Cen	2.7500	10200.	108	41926	No
21	GOM_NL__2PRFIN20100308_011526_000000562087_00289_41926_8315.N1	08-MAR-2010 01:15:26	Straylight	55.500	171	2Eps Crv	3.0010	4250.0	111	41926	No
22	GOM_NL__2PRFIN20100308_012701_000000422087_00289_41926_8316.N1	08-MAR-2010 01:27:01	Bright	42.000	22	32Alp Leo	1.3600	15200.	84	41926	No
23	GOM_NL__2PRFIN20100308_012927_000000432087_00289_41926_8317.N1	08-MAR-2010 01:29:27	Bright	42.500	51	41Gam1Leo	2.0100	4500.0	85	41926	No
24	GOM_NL__2PRFIN20100308_013750_000000412087_00289_41926_8318.N1	08-MAR-2010 01:37:50	Bright	41.000	174	52Psi UMa	3.0040	4400.0	82	41926	No
25	GOM_NL__2PRFIN20100308_014050_000000372087_00289_41926_8319.N1	08-MAR-2010 01:40:50	Bright	36.500	82	48Bet UMa	2.3650	10600.	73	41926	No
26	GOM_NL__2PRFIN20100308_014215_000000412087_00289_41926_8320.N1	08-MAR-2010 01:42:15	Bright	40.500	36	50Alp UMa	1.8000	6300.0	81	41926	No
27	GOM_NL__2PRFIN20100308_014927_000000432087_00289_41926_8321.N1	08-MAR-2010 01:49:27	Bright	43.000	60	7Bet UMi	2.0810	3950.0	86	41926	No
28	GOM_NL__2PRFIN20100308_015356_000000472087_00289_41926_8322.N1	08-MAR-2010 01:53:56	Bright	47.000	119	14Eta Dra	2.7270	4700.0	94	41926	No
29	GOM_NL__2PRFIN20100308_015837_000000502087_00289_41926_8323.N1	08-MAR-2010 01:58:37	Bright	49.500	130	23Bet Dra	2.7990	5800.0	99	41926	No
30	GOM_NL__2PRFIN20100308_020206_000000552087_00289_41926_8324.N1	08-MAR-2010 02:02:06	Bright	54.500	144	18Del Cyg	2.8600	11000.	109	41926	No
31	GOM_NL__2PRFIN20100308_020323_000000382087_00289_41926_8325.N1	08-MAR-2010 02:03:23	Bright	37.500	66	37Gam Cyg	2.2080	5900.0	75	41926	No
32	GOM_NL__2PRFIN20100308_021222_000000492087_00289_41926_8326.N1	08-MAR-2010 02:12:22	Bright	48.500	168	17Zet Aql	2.9860	11000.	97	41926	No
33	GOM_NL__2PRFIN20100308_022226_000000442087_00289_41926_8327.N1	08-MAR-2010 02:22:26	Dark	43.500	155	41Pi Sgr	2.9000	6600.0	87	41926	No
34	GOM_NL__2PRFIN20100308_022421_000000452087_00289_41926_8328.N1	08-MAR-2010 02:24:21	Dark	45.000	57	34Sig Sgr	2.0660	26000.	90	41926	No
35	GOM_NL__2PRFIN20100308_022737_000000462087_00289_41926_8329.N1	08-MAR-2010 02:27:37	Dark	46.000	38	20Eps Sgr	1.8360	11000.	92	41926	No
36	GOM_NL__2PRFIN20100308_023402_000000462087_00290_41927_8315.N1	08-MAR-2010 02:34:02	Dark	46.000	141	Bet Ara	2.8400	4600.0	92	41927	No
37	GOM_NL__2PRFIN20100308_023756_000000402087_00290_41927_8316.N1	08-MAR-2010 02:37:56	Dark	39.500	134	Bet TrA	2.8100	6600.0	79	41927	No
38	GOM_NL__2PRFIN20100308_024037_000000442087_00290_41927_8317.N1	08-MAR-2010 02:40:37	Dark	44.000	4	Alp1Cen	-0.010000	5800.0	88	41927	No
39	GOM_NL__2PRFIN20100308_024153_000000492087_00290_41927_8318.N1	08-MAR-2010 02:41:53	Dark	49.000	10	Bet Cen	0.61000	28000.	98	41927	No
40	GOM_NL__2PRFIN20100308_024350_000000412087_00290_41927_8319.N1	08-MAR-2010 02:43:50	Dark	41.000	77	Eps Cen	2.3030	28000.	82	41927	No
41	GOM_NL__2PRFIN20100308_024520_000000532087_00290_41927_8320.N1	08-MAR-2010 02:45:20	Dark	53.000	26	Gam Cru	1.6240	2900.0	106	41927	No
42	GOM_NL__2PRFIN20100308_024655_000000492087_00290_41927_8321.N1	08-MAR-2010 02:46:55	Straylight	48.500	64	Gam Cen	2.2000	10600.	97	41927	No

43	GOM_NL__2PRFIN20100308_024847_000000542087_00290_41927_8322.N1	08-MAR-2010 02:48:47	Straylight	53.500	123	lot Cen	2.7500	10200.	107	41927	No
44	GOM_NL__2PRFIN20100308_025602_000000572087_00290_41927_8323.N1	08-MAR-2010 02:56:02	Straylight	56.500	171	2Eps Crv	3.0010	4250.0	113	41927	No
45	GOM_NL__2PRFIN20100308_030737_000000402087_00290_41927_8324.N1	08-MAR-2010 03:07:37	Bright	40.000	22	32Alp Leo	1.3600	15200.	80	41927	No
46	GOM_NL__2PRFIN20100308_031003_000000432087_00290_41927_8325.N1	08-MAR-2010 03:10:03	Bright	42.500	51	41Gam1Leo	2.0100	4500.0	85	41927	No
47	GOM_NL__2PRFIN20100308_031826_000000422087_00290_41927_8326.N1	08-MAR-2010 03:18:26	Bright	41.500	174	52Psi UMa	3.0040	4400.0	83	41927	No
48	GOM_NL__2PRFIN20100308_032125_000000422087_00290_41927_8327.N1	08-MAR-2010 03:21:25	Bright	41.500	82	48Bet UMa	2.3650	10600.	83	41927	No
49	GOM_NL__2PRFIN20100308_032251_000000412087_00290_41927_8328.N1	08-MAR-2010 03:22:51	Bright	41.000	36	50Alp UMa	1.8000	6300.0	82	41927	No
50	GOM_NL__2PRFIN20100308_033003_000000372087_00290_41927_8329.N1	08-MAR-2010 03:30:03	Bright	36.500	60	7Bet UMi	2.0810	3950.0	73	41927	No
51	GOM_NL__2PRFIN20100308_033431_000000482087_00290_41927_8330.N1	08-MAR-2010 03:34:31	Bright	48.000	119	14Eta Dra	2.7270	4700.0	96	41927	No
52	GOM_NL__2PRFIN20100308_033913_000000482087_00290_41927_8331.N1	08-MAR-2010 03:39:13	Bright	48.000	130	23Bet Dra	2.7990	5800.0	96	41927	No
53	GOM_NL__2PRFIN20100308_034242_000000362087_00290_41927_8332.N1	08-MAR-2010 03:42:42	Bright	36.000	144	18Del Cyg	2.8600	11000.	72	41927	No
54	GOM_NL__2PRFIN20100308_034359_000000362087_00290_41927_8333.N1	08-MAR-2010 03:43:59	Bright	35.500	66	37Gam Cyg	2.2080	5900.0	71	41927	No
55	GOM_NL__2PRFIN20100308_035259_000000502087_00290_41927_8334.N1	08-MAR-2010 03:52:59	Bright	49.500	168	17Zet Aql	2.9860	11000.	99	41927	No
56	GOM_NL__2PRFIN20100308_040302_000000432087_00290_41927_8335.N1	08-MAR-2010 04:03:02	Dark	42.500	155	41Pi Sgr	2.9000	6600.0	85	41927	No
57	GOM_NL__2PRFIN20100308_040457_000000432087_00290_41927_8336.N1	08-MAR-2010 04:04:57	Dark	43.000	57	34Sig Sgr	2.0660	26000.	86	41927	No
58	GOM_NL__2PRFIN20100308_040814_000000482087_00290_41927_8337.N1	08-MAR-2010 04:08:14	Dark	47.500	38	20Eps Sgr	1.8360	11000.	95	41927	No
59	GOM_NL__2PRFIN20100308_041116_000000442087_00290_41927_8338.N1	08-MAR-2010 04:11:16	Dark	43.500	85	Kap Sco	2.4070	28000.	87	41927	No
60	GOM_NL__2PRFIN20100308_041438_000000472087_00291_41928_8343.N1	08-MAR-2010 04:14:38	Dark	47.000	141	Bet Ara	2.8400	4600.0	94	41928	No
61	GOM_NL__2PRFIN20100308_041832_000000392087_00291_41928_8344.N1	08-MAR-2010 04:18:32	Dark	38.500	134	Bet TrA	2.8100	6600.0	77	41928	No
62	GOM_NL__2PRFIN20100308_042113_000000432087_00291_41928_8345.N1	08-MAR-2010 04:21:13	Dark	43.000	4	Alp1Cen	-0.010000	5800.0	86	41928	No
63	GOM_NL__2PRFIN20100308_042230_000000522087_00291_41928_8346.N1	08-MAR-2010 04:22:30	Dark	51.500	10	Bet Cen	0.61000	28000.	103	41928	No
64	GOM_NL__2PRFIN20100308_042427_000000442087_00291_41928_8347.N1	08-MAR-2010 04:24:27	Dark	43.500	77	Eps Cen	2.3030	28000.	87	41928	No
65	GOM_NL__2PRFIN20100308_042557_000000472087_00291_41928_8348.N1	08-MAR-2010 04:25:57	Dark	47.000	26	Gam Cru	1.6240	2900.0	94	41928	No
66	GOM_NL__2PRFIN20100308_042731_000000452087_00291_41928_8349.N1	08-MAR-2010 04:27:31	Straylight	44.500	64	Gam Cen	2.2000	10600.	89	41928	No
67	GOM_NL__2PRFIN20100308_042923_000000542087_00291_41928_8350.N1	08-MAR-2010 04:29:23	Straylight	53.500	123	lot Cen	2.7500	10200.	107	41928	No
68	GOM_NL__2PRFIN20100308_043638_000000532087_00291_41928_8351.N1	08-MAR-2010 04:36:38	Straylight	52.500	171	2Eps Crv	3.0010	4250.0	105	41928	No
69	GOM_NL__2PRFIN20100308_044813_000000412087_00291_41928_8352.N1	08-MAR-2010 04:48:13	Bright	40.500	22	32Alp Leo	1.3600	15200.	81	41928	No
70	GOM_NL__2PRFIN20100308_045039_000000412087_00291_41928_8353.N1	08-MAR-2010 04:50:39	Bright	40.500	51	41Gam1Leo	2.0100	4500.0	81	41928	No
71	GOM_NL__2PRFIN20100308_045901_000000432087_00291_41928_8354.N1	08-MAR-2010 04:59:01	Bright	42.500	174	52Psi UMa	3.0040	4400.0	85	41928	No
72	GOM_NL__2PRFIN20100308_050201_000000402087_00291_41928_8355.N1	08-MAR-2010 05:02:01	Bright	39.500	82	48Bet UMa	2.3650	10600.	79	41928	No
73	GOM_NL__2PRFIN20100308_050326_000000412087_00291_41928_8356.N1	08-MAR-2010 05:03:26	Bright	40.500	36	50Alp UMa	1.8000	6300.0	81	41928	No
74	GOM_NL__2PRFIN20100308_051038_000000412087_00291_41928_8357.N1	08-MAR-2010 05:10:38	Bright	40.500	60	7Bet UMi	2.0810	3950.0	81	41928	No
75	GOM_NL__2PRFIN20100308_051507_000000442087_00291_41928_8358.N1	08-MAR-2010 05:15:07	Bright	43.500	119	14Eta Dra	2.7270	4700.0	87	41928	No
76	GOM_NL__2PRFIN20100308_051948_000000502087_00291_41928_8359.N1	08-MAR-2010 05:19:48	Bright	50.000	130	23Bet Dra	2.7990	5800.0	100	41928	No
77	GOM_NL__2PRFIN20100308_052318_000000552087_00291_41928_8360.N1	08-MAR-2010 05:23:18	Bright	55.000	144	18Del Cyg	2.8600	11000.	110	41928	No
78	GOM_NL__2PRFIN20100308_052435_000000352087_00291_41928_8361.N1	08-MAR-2010 05:24:35	Bright	34.500	66	37Gam Cyg	2.2080	5900.0	69	41928	No
79	GOM_NL__2PRFIN20100308_053335_000000472087_00291_41928_8362.N1	08-MAR-2010 05:33:35	Bright	47.000	168	17Zet Aql	2.9860	11000.	94	41928	No
80	GOM_NL__2PRFIN20100308_054339_000000422087_00291_41928_8363.N1	08-MAR-2010 05:43:39	Dark	42.000	155	41Pi Sgr	2.9000	6600.0	84	41928	No
81	GOM_NL__2PRFIN20100308_054534_000000442087_00291_41928_8364.N1	08-MAR-2010 05:45:34	Dark	43.500	57	34Sig Sgr	2.0660	26000.	87	41928	No
82	GOM_NL__2PRFIN20100308_054850_000000462087_00291_41928_8365.N1	08-MAR-2010 05:48:50	Dark	46.000	38	20Eps Sgr	1.8360	11000.	92	41928	No
83	GOM_NL__2PRFIN20100308_055153_000000472087_00291_41928_8366.N1	08-MAR-2010 05:51:53	Dark	46.500	85	Kap Sco	2.4070	28000.	93	41928	No
84	GOM_NL__2PRFIN20100308_055515_000000442087_00292_41929_8351.N1	08-MAR-2010 05:55:15	Dark	43.500	141	Bet Ara	2.8400	4600.0	87	41929	No
85	GOM_NL__2PRFIN20100308_055909_000000402087_00292_41929_8352.N1	08-MAR-2010 05:59:09	Dark	40.000	134	Bet TrA	2.8100	6600.0	80	41929	No
86	GOM_NL__2PRFIN20100308_060150_000000432087_00292_41929_8353.N1	08-MAR-2010 06:01:50	Dark	42.500	4	Alp1Cen	-0.010000	5800.0	85	41929	No
87	GOM_NL__2PRFIN20100308_060307_000000412087_00292_41929_8354.N1	08-MAR-2010 06:03:07	Dark	41.000	10	Bet Cen	0.61000	28000.	82	41929	No
88	GOM_NL__2PRFIN20100308_060503_000000432087_00292_41929_8355.N1	08-MAR-2010 06:05:03	Dark	43.000	77	Eps Cen	2.3030	28000.	86	41929	No
89	GOM_NL__2PRFIN20100308_060633_000000532087_00292_41929_8356.N1	08-MAR-2010 06:06:33	Dark	52.500	26	Gam Cru	1.6240	2900.0	105	41929	No
90	GOM_NL__2PRFIN20100308_060808_000000462087_00292_41929_8357.N1	08-MAR-2010 06:08:08	Straylight	46.000	64	Gam Cen	2.2000	10600.	92	41929	No
91	GOM_NL__2PRFIN20100308_061000_000000522087_00292_41929_8358.N1	08-MAR-2010 06:10:00	Straylight	52.000	123	lot Cen	2.7500	10200.	104	41929	No
92	GOM_NL__2PRFIN20100308_061714_000000532087_00292_41929_8359.N1	08-MAR-2010 06:17:14	Straylight	53.000	171	2Eps Crv	3.0010	4250.0	106	41929	No
93	GOM_NL__2PRFIN20100308_062849_000000422087_00292_41929_8360.N1	08-MAR-2010 06:28:49	Bright	42.000	22	32Alp Leo	1.3600	15200.	84	41929	No
94	GOM_NL__2PRFIN20100308_063115_000000422087_00292_41929_8361.N1	08-MAR-2010 06:31:15	Bright	41.500	51	41Gam1Leo	2.0100	4500.0	83	41929	No
95	GOM_NL__2PRFIN20100308_063937_000000432087_00292_41929_8362.N1	08-MAR-2010 06:39:37	Bright	42.500	174	52Psi UMa	3.0040	4400.0	85	41929	No
96	GOM_NL__2PRFIN20100308_064236_000000382087_00292_41929_8363.N1	08-MAR-2010 06:42:36	Bright	37.500	82	48Bet UMa	2.3650	10600.	75	41929	No
97	GOM_NL__2PRFIN20100308_064402_000000402087_00292_41929_8364.N1	08-MAR-2010 06:44:02	Bright	39.500	36	50Alp UMa	1.8000	6300.0	79	41929	No
98	GOM_NL__2PRFIN20100308_065114_000000422087_00292_41929_8365.N1	08-MAR-2010 06:51:14	Bright	42.000	60	7Bet UMi	2.0810	3950.0	84	41929	No
99	GOM_NL__2PRFIN20100308_065543_000000482087_00292_41929_8366.N1	08-MAR-2010 06:55:43	Bright	48.000	119	14Eta Dra	2.7270	4700.0	96	41929	No
100	GOM_NL__2PRFIN20100308_070024_000000512087_00292_41929_8367.N1	08-MAR-2010 07:00:24	Bright	50.500	130	23Bet Dra	2.7990	5800.0	101	41929	No
101	GOM_NL__2PRFIN20100308_070354_000000372087_00292_41929_8368.N1	08-MAR-2010 07:03:54	Bright	36.500	144	18Del Cyg	2.8600	11000.	73	41929	No

102	GOM_NL__2PRFIN20100308_070511_000000352087_00292_41929_8369.N1	08-MAR-2010 07:05:11	Bright	35.000	66	37Gam Cyg	2.2080	5900.0	70	41929	No
103	GOM_NL__2PRFIN20100308_071411_000000482087_00292_41929_8370.N1	08-MAR-2010 07:14:11	Bright	48.000	168	17Zet Aql	2.9860	11000.	96	41929	No
104	GOM_NL__2PRFIN20100308_072415_000000442087_00292_41929_8371.N1	08-MAR-2010 07:24:15	Dark	44.000	155	41Pi Sgr	2.9000	6600.0	88	41929	No
105	GOM_NL__2PRFIN20100308_072610_000000472087_00292_41929_8372.N1	08-MAR-2010 07:26:10	Dark	47.000	57	34Sig Sgr	2.0660	26000.	94	41929	No
106	GOM_NL__2PRFIN20100308_072927_000000472087_00292_41929_8373.N1	08-MAR-2010 07:29:27	Dark	47.000	38	20Eps Sgr	1.8360	11000.	94	41929	No
107	GOM_NL__2PRFIN20100308_073230_000000442087_00292_41929_8374.N1	08-MAR-2010 07:32:30	Dark	44.000	85	Kap Sco	2.4070	28000.	88	41929	No
108	GOM_NL__2PRFIN20100308_073551_000000502087_00293_41930_8359.N1	08-MAR-2010 07:35:51	Dark	50.000	141	Bet Ara	2.8400	4600.0	100	41930	No
109	GOM_NL__2PRFIN20100308_073945_000000382087_00293_41930_8360.N1	08-MAR-2010 07:39:45	Dark	37.500	134	Bet TrA	2.8100	6600.0	75	41930	No
110	GOM_NL__2PRFIN20100308_074226_000000502087_00293_41930_8361.N1	08-MAR-2010 07:42:26	Dark	49.500	4	Alp1Cen	-0.010000	5800.0	99	41930	No
111	GOM_NL__2PRFIN20100308_074343_000000412087_00293_41930_8362.N1	08-MAR-2010 07:43:43	Dark	40.500	10	Bet Cen	0.61000	28000.	81	41930	No
112	GOM_NL__2PRFIN20100308_074540_000000432087_00293_41930_8363.N1	08-MAR-2010 07:45:40	Dark	43.000	77	Eps Cen	2.3030	28000.	86	41930	No
113	GOM_NL__2PRFIN20100308_074710_000000542087_00293_41930_8364.N1	08-MAR-2010 07:47:10	Dark	53.500	26	Gam Cru	1.6240	2900.0	107	41930	No
114	GOM_NL__2PRFIN20100308_074844_000000432087_00293_41930_8365.N1	08-MAR-2010 07:48:44	Straylight	43.000	64	Gam Cen	2.2000	10600.	86	41930	No
115	GOM_NL__2PRFIN20100308_075037_000000562087_00293_41930_8366.N1	08-MAR-2010 07:50:37	Straylight	55.500	123	lot Cen	2.7500	10200.	111	41930	No
116	GOM_NL__2PRFIN20100308_075751_000000512087_00293_41930_8367.N1	08-MAR-2010 07:57:51	Straylight	51.000	171	2Eps Crv	3.0010	4250.0	102	41930	No
117	GOM_NL__2PRFIN20100308_080925_000000432087_00293_41930_8368.N1	08-MAR-2010 08:09:25	Bright	42.500	22	32Alp Leo	1.3600	15200.	85	41930	No
118	GOM_NL__2PRFIN20100308_081151_000000422087_00293_41930_8369.N1	08-MAR-2010 08:11:51	Bright	41.500	51	41Gam1Leo	2.0100	4500.0	83	41930	No
119	GOM_NL__2PRFIN20100308_082012_000000412087_00293_41930_8370.N1	08-MAR-2010 08:20:12	Bright	40.500	174	52Psi UMa	3.0040	4400.0	81	41930	No
120	GOM_NL__2PRFIN20100308_082312_000000402087_00293_41930_8371.N1	08-MAR-2010 08:23:12	Bright	39.500	82	48Bet UMa	2.3650	10600.	79	41930	No
121	GOM_NL__2PRFIN20100308_082437_000000382087_00293_41930_8372.N1	08-MAR-2010 08:24:37	Bright	38.000	36	50Alp UMa	1.8000	6300.0	76	41930	No
122	GOM_NL__2PRFIN20100308_083150_000000432087_00293_41930_8373.N1	08-MAR-2010 08:31:50	Bright	43.000	60	7Bet UMi	2.0810	3950.0	86	41930	No
123	GOM_NL__2PRFIN20100308_083618_000000482087_00293_41930_8374.N1	08-MAR-2010 08:36:18	Bright	48.000	119	14Eta Dra	2.7270	4700.0	96	41930	No
124	GOM_NL__2PRFIN20100308_084100_000000512087_00293_41930_8375.N1	08-MAR-2010 08:41:00	Bright	51.000	130	23Bet Dra	2.7990	5800.0	102	41930	No
125	GOM_NL__2PRFIN20100308_084430_000000382087_00293_41930_8376.N1	08-MAR-2010 08:44:30	Bright	37.500	144	18Del Cyg	2.8600	11000.	75	41930	No
126	GOM_NL__2PRFIN20100308_084547_000000362087_00293_41930_8377.N1	08-MAR-2010 08:45:47	Bright	35.500	66	37Gam Cyg	2.2080	5900.0	71	41930	No
127	GOM_NL__2PRFIN20100308_085448_000000492087_00293_41930_8378.N1	08-MAR-2010 08:54:48	Bright	48.500	168	17Zet Aql	2.9860	11000.	97	41930	No
128	GOM_NL__2PRFIN20100308_090452_000000452087_00293_41930_8379.N1	08-MAR-2010 09:04:52	Dark	44.500	155	41Pi Sgr	2.9000	6600.0	89	41930	No
129	GOM_NL__2PRFIN20100308_090647_000000452087_00293_41930_8380.N1	08-MAR-2010 09:06:47	Dark	45.000	57	34Sig Sgr	2.0660	26000.	90	41930	No
130	GOM_NL__2PRFIN20100308_091004_000000492087_00293_41930_8381.N1	08-MAR-2010 09:10:04	Dark	49.000	38	20Eps Sgr	1.8360	11000.	98	41930	No
131	GOM_NL__2PRFIN20100308_091307_000000442087_00293_41930_8382.N1	08-MAR-2010 09:13:07	Dark	44.000	85	Kap Sco	2.4070	28000.	88	41930	No
132	GOM_NL__2PRFIN20100308_091628_000000452087_00294_41931_8367.N1	08-MAR-2010 09:16:28	Dark	45.000	141	Bet Ara	2.8400	4600.0	90	41931	No
133	GOM_NL__2PRFIN20100308_092022_000000412087_00294_41931_8368.N1	08-MAR-2010 09:20:22	Dark	40.500	134	Bet TrA	2.8100	6600.0	81	41931	No
134	GOM_NL__2PRFIN20100308_092303_000000462087_00294_41931_8369.N1	08-MAR-2010 09:23:03	Dark	45.500	4	Alp1Cen	-0.010000	5800.0	91	41931	No
135	GOM_NL__2PRFIN20100308_092419_000000432087_00294_41931_8370.N1	08-MAR-2010 09:24:19	Dark	43.000	10	Bet Cen	0.61000	28000.	86	41931	No
136	GOM_NL__2PRFIN20100308_092616_000000442087_00294_41931_8371.N1	08-MAR-2010 09:26:16	Dark	44.000	77	Eps Cen	2.3030	28000.	88	41931	No
137	GOM_NL__2PRFIN20100308_092746_000000532087_00294_41931_8372.N1	08-MAR-2010 09:27:46	Dark	53.000	26	Gam Cru	1.6240	2900.0	106	41931	No
138	GOM_NL__2PRFIN20100308_092921_000000452087_00294_41931_8373.N1	08-MAR-2010 09:29:21	Straylight	45.000	64	Gam Cen	2.2000	10600.	90	41931	No
139	GOM_NL__2PRFIN20100308_093113_000000532087_00294_41931_8374.N1	08-MAR-2010 09:31:13	Straylight	52.500	123	lot Cen	2.7500	10200.	105	41931	No
140	GOM_NL__2PRFIN20100308_093827_000000542087_00294_41931_8375.N1	08-MAR-2010 09:38:27	Straylight	53.500	171	2Eps Crv	3.0010	4250.0	107	41931	No
141	GOM_NL__2PRFIN20100308_095001_000000402087_00294_41931_8376.N1	08-MAR-2010 09:50:01	Bright	40.000	22	32Alp Leo	1.3600	15200.	80	41931	No
142	GOM_NL__2PRFIN20100308_095226_000000422087_00294_41931_8377.N1	08-MAR-2010 09:52:26	Bright	42.000	51	41Gam1Leo	2.0100	4500.0	84	41931	No
143	GOM_NL__2PRFIN20100308_100048_000000402087_00294_41931_8378.N1	08-MAR-2010 10:00:48	Bright	40.000	174	52Psi UMa	3.0040	4400.0	80	41931	No
144	GOM_NL__2PRFIN20100308_100348_000000382087_00294_41931_8379.N1	08-MAR-2010 10:03:48	Bright	38.000	82	48Bet UMa	2.3650	10600.	76	41931	No
145	GOM_NL__2PRFIN20100308_100513_000000392087_00294_41931_8380.N1	08-MAR-2010 10:05:13	Bright	38.500	36	50Alp UMa	1.8000	6300.0	77	41931	No
146	GOM_NL__2PRFIN20100308_101225_000000462087_00294_41931_8381.N1	08-MAR-2010 10:12:25	Bright	45.500	60	7Bet UMi	2.0810	3950.0	91	41931	No
147	GOM_NL__2PRFIN20100308_101654_000000492087_00294_41931_8382.N1	08-MAR-2010 10:16:54	Bright	49.000	119	14Eta Dra	2.7270	4700.0	98	41931	No
148	GOM_NL__2PRFIN20100308_102135_000000482087_00294_41931_8383.N1	08-MAR-2010 10:21:35	Bright	48.000	130	23Bet Dra	2.7990	5800.0	96	41931	No
149	GOM_NL__2PRFIN20100308_102506_000000362087_00294_41931_8384.N1	08-MAR-2010 10:25:06	Bright	36.000	144	18Del Cyg	2.8600	11000.	72	41931	No
150	GOM_NL__2PRFIN20100308_102623_000000352087_00294_41931_8385.N1	08-MAR-2010 10:26:23	Bright	34.500	66	37Gam Cyg	2.2080	5900.0	69	41931	No
151	GOM_NL__2PRFIN20100308_103524_000000482087_00294_41931_8386.N1	08-MAR-2010 10:35:24	Bright	48.000	168	17Zet Aql	2.9860	11000.	96	41931	No
152	GOM_NL__2PRFIN20100308_104528_000000432087_00294_41931_8387.N1	08-MAR-2010 10:45:28	Dark	42.500	155	41Pi Sgr	2.9000	6600.0	85	41931	No
153	GOM_NL__2PRFIN20100308_104724_000000452087_00294_41931_8388.N1	08-MAR-2010 10:47:24	Dark	44.500	57	34Sig Sgr	2.0660	26000.	89	41931	No
154	GOM_NL__2PRFIN20100308_105041_000000462087_00294_41931_8389.N1	08-MAR-2010 10:50:41	Dark	46.000	38	20Eps Sgr	1.8360	11000.	92	41931	No
155	GOM_NL__2PRFIN20100308_105343_000000452087_00294_41931_8390.N1	08-MAR-2010 10:53:43	Dark	44.500	85	Kap Sco	2.4070	28000.	89	41931	No
156	GOM_NL__2PRFIN20100308_105705_000000482087_00295_41932_8375.N1	08-MAR-2010 10:57:05	Dark	47.500	141	Bet Ara	2.8400	4600.0	95	41932	No
157	GOM_NL__2PRFIN20100308_110058_000000392087_00295_41932_8376.N1	08-MAR-2010 11:00:58	Dark	38.500	134	Bet TrA	2.8100	6600.0	77	41932	No
158	GOM_NL__2PRFIN20100308_110339_000000442087_00295_41932_8377.N1	08-MAR-2010 11:03:39	Dark	43.500	4	Alp1Cen	-0.010000	5800.0	87	41932	No
159	GOM_NL__2PRFIN20100308_110456_000000452087_00295_41932_8378.N1	08-MAR-2010 11:04:56	Dark	45.000	10	Bet Cen	0.61000	28000.	90	41932	No
160	GOM_NL__2PRFIN20100308_110653_000000442087_00295_41932_8379.N1	08-MAR-2010 11:06:53	Dark	43.500	77	Eps Cen	2.3030	28000.	87	41932	No

161	GOM_NL__2PRFIN20100308_110822_000000552087_00295_41932_8380.N1	08-MAR-2010 11:08:22	Dark	54.500	26	Gam Cru	1.6240	2900.0	109	41932	No
162	GOM_NL__2PRFIN20100308_110957_000000472087_00295_41932_8381.N1	08-MAR-2010 11:09:57	Straylight	46.500	64	Gam Cen	2.2000	10600.	93	41932	No
163	GOM_NL__2PRFIN20100308_111150_000000532087_00295_41932_8382.N1	08-MAR-2010 11:11:50	Straylight	53.000	123	Iot Cen	2.7500	10200.	106	41932	No
164	GOM_NL__2PRFIN20100308_111903_000000572087_00295_41932_8383.N1	08-MAR-2010 11:19:03	Straylight	56.500	171	2Eps Crv	3.0010	4250.0	113	41932	No
165	GOM_NL__2PRFIN20100308_113037_000000422087_00295_41932_8384.N1	08-MAR-2010 11:30:37	Bright	42.000	22	32Alp Leo	1.3600	15200.	84	41932	No
166	GOM_NL__2PRFIN20100308_113302_000000412087_00295_41932_8385.N1	08-MAR-2010 11:33:02	Bright	41.000	51	41Gam1Leo	2.0100	4500.0	82	41932	No
167	GOM_NL__2PRFIN20100308_114123_000000452087_00295_41932_8386.N1	08-MAR-2010 11:41:23	Bright	44.500	174	52Psi UMa	3.0040	4400.0	89	41932	No
168	GOM_NL__2PRFIN20100308_114423_000000402087_00295_41932_8387.N1	08-MAR-2010 11:44:23	Bright	39.500	82	48Bet UMa	2.3650	10600.	79	41932	No
169	GOM_NL__2PRFIN20100308_114549_000000422087_00295_41932_8388.N1	08-MAR-2010 11:45:49	Bright	42.000	36	50Alp UMa	1.8000	6300.0	84	41932	No
170	GOM_NL__2PRFIN20100308_115301_000000432087_00295_41932_8389.N1	08-MAR-2010 11:53:01	Bright	42.500	60	7Bet UMi	2.0810	3950.0	85	41932	No
171	GOM_NL__2PRFIN20100308_115729_000000482087_00295_41932_8390.N1	08-MAR-2010 11:57:29	Bright	48.000	119	14Eta Dra	2.7270	4700.0	96	41932	No
172	GOM_NL__2PRFIN20100308_120211_000000472087_00295_41932_8391.N1	08-MAR-2010 12:02:11	Bright	46.500	130	23Bet Dra	2.7990	5800.0	93	41932	No
173	GOM_NL__2PRFIN20100308_120541_000000362087_00295_41932_8392.N1	08-MAR-2010 12:05:41	Bright	35.500	144	18Del Cyg	2.8600	11000.	71	41932	No
174	GOM_NL__2PRFIN20100308_120659_000000342087_00295_41932_8393.N1	08-MAR-2010 12:06:59	Bright	34.000	66	37Gam Cyg	2.2080	5900.0	68	41932	No
175	GOM_NL__2PRFIN20100308_121601_000000482087_00295_41932_8394.N1	08-MAR-2010 12:16:01	Bright	47.500	168	17Zet Aql	2.9860	11000.	95	41932	No
176	GOM_NL__2PRFIN20100308_122605_000000432087_00295_41932_8395.N1	08-MAR-2010 12:26:05	Dark	43.000	155	41Pi Sgr	2.9000	6600.0	86	41932	No
177	GOM_NL__2PRFIN20100308_122800_000000462087_00295_41932_8396.N1	08-MAR-2010 12:28:00	Dark	46.000	57	34Sig Sgr	2.0660	26000.	92	41932	No
178	GOM_NL__2PRFIN20100308_123117_000000502087_00295_41932_8397.N1	08-MAR-2010 12:31:17	Dark	49.500	38	20Eps Sgr	1.8360	11000.	99	41932	No
179	GOM_NL__2PRFIN20100308_123420_000000442087_00295_41932_8398.N1	08-MAR-2010 12:34:20	Dark	44.000	85	Kap Sco	2.4070	28000.	88	41932	No
180	GOM_NL__2PRFIN20100308_123741_000000442087_00296_41933_8383.N1	08-MAR-2010 12:37:41	Dark	43.500	141	Bet Ara	2.8400	4600.0	87	41933	No
181	GOM_NL__2PRFIN20100308_124134_000000402087_00296_41933_8384.N1	08-MAR-2010 12:41:34	Dark	39.500	134	Bet TrA	2.8100	6600.0	79	41933	No
182	GOM_NL__2PRFIN20100308_124416_000000442087_00296_41933_8385.N1	08-MAR-2010 12:44:16	Dark	43.500	4	Alp1Cen	-0.010000	5800.0	87	41933	No
183	GOM_NL__2PRFIN20100308_124532_000000452087_00296_41933_8386.N1	08-MAR-2010 12:45:32	Dark	45.000	10	Bet Cen	0.61000	28000.	90	41933	No
184	GOM_NL__2PRFIN20100308_124730_000000442087_00296_41933_8387.N1	08-MAR-2010 12:47:30	Dark	44.000	77	Eps Cen	2.3030	28000.	88	41933	No
185	GOM_NL__2PRFIN20100308_124859_000000502087_00296_41933_8388.N1	08-MAR-2010 12:48:59	Dark	50.000	26	Gam Cru	1.6240	2900.0	100	41933	No
186	GOM_NL__2PRFIN20100308_125034_000000462087_00296_41933_8389.N1	08-MAR-2010 12:50:34	Straylight	46.000	64	Gam Cen	2.2000	10600.	92	41933	No
187	GOM_NL__2PRFIN20100308_125227_000000532087_00296_41933_8390.N1	08-MAR-2010 12:52:27	Straylight	53.000	123	Iot Cen	2.7500	10200.	106	41933	No
188	GOM_NL__2PRFIN20100308_125939_000000572087_00296_41933_8391.N1	08-MAR-2010 12:59:39	Straylight	56.500	171	2Eps Crv	3.0010	4250.0	113	41933	No
189	GOM_NL__2PRFIN20100308_131112_000000412087_00296_41933_8392.N1	08-MAR-2010 13:11:12	Bright	41.000	22	32Alp Leo	1.3600	15200.	82	41933	No
190	GOM_NL__2PRFIN20100308_131337_000000432087_00296_41933_8393.N1	08-MAR-2010 13:13:37	Bright	42.500	51	41Gam1Leo	2.0100	4500.0	85	41933	No
191	GOM_NL__2PRFIN20100308_132158_000000422087_00296_41933_8394.N1	08-MAR-2010 13:21:58	Bright	41.500	174	52Psi UMa	3.0040	4400.0	83	41933	No
192	GOM_NL__2PRFIN20100308_132458_000000402087_00296_41933_8395.N1	08-MAR-2010 13:24:58	Bright	40.000	82	48Bet UMa	2.3650	10600.	80	41933	No
193	GOM_NL__2PRFIN20100308_132624_000000432087_00296_41933_8396.N1	08-MAR-2010 13:26:24	Bright	42.500	36	50Alp UMa	1.8000	6300.0	85	41933	No
194	GOM_NL__2PRFIN20100308_133336_000000382087_00296_41933_8397.N1	08-MAR-2010 13:33:36	Bright	37.500	60	7Bet UMi	2.0810	3950.0	75	41933	No
195	GOM_NL__2PRFIN20100308_133804_000000472087_00296_41933_8398.N1	08-MAR-2010 13:38:04	Bright	47.000	119	14Eta Dra	2.7270	4700.0	94	41933	No
196	GOM_NL__2PRFIN20100308_134246_000000482087_00296_41933_8399.N1	08-MAR-2010 13:42:46	Bright	48.000	130	23Bet Dra	2.7990	5800.0	96	41933	No
197	GOM_NL__2PRFIN20100308_134618_000000372087_00296_41933_8400.N1	08-MAR-2010 13:46:18	Bright	37.000	144	18Del Cyg	2.8600	11000.	74	41933	No
198	GOM_NL__2PRFIN20100308_134735_000000352087_00296_41933_8401.N1	08-MAR-2010 13:47:35	Bright	35.000	66	37Gam Cyg	2.2080	5900.0	70	41933	No
199	GOM_NL__2PRFIN20100308_135637_000000492087_00296_41933_8402.N1	08-MAR-2010 13:56:37	Bright	48.500	168	17Zet Aql	2.9860	11000.	97	41933	No
200	GOM_NL__2PRFIN20100308_140641_000000432087_00296_41933_8403.N1	08-MAR-2010 14:06:41	Dark	42.500	155	41Pi Sgr	2.9000	6600.0	85	41933	No
201	GOM_NL__2PRFIN20100308_140836_000000462087_00296_41933_8404.N1	08-MAR-2010 14:08:36	Dark	46.000	57	34Sig Sgr	2.0660	26000.	92	41933	No
202	GOM_NL__2PRFIN20100308_141154_000000442087_00296_41933_8405.N1	08-MAR-2010 14:11:54	Dark	44.000	38	20Eps Sgr	1.8360	11000.	88	41933	No
203	GOM_NL__2PRFIN20100308_141457_000000462087_00296_41933_8406.N1	08-MAR-2010 14:14:57	Dark	46.000	85	Kap Sco	2.4070	28000.	92	41933	No
204	GOM_NL__2PRFIN20100308_141817_000000412087_00297_41934_8391.N1	08-MAR-2010 14:18:17	Dark	41.000	141	Bet Ara	2.8400	4600.0	82	41934	No
205	GOM_NL__2PRFIN20100308_142211_000000402087_00297_41934_8392.N1	08-MAR-2010 14:22:11	Dark	40.000	134	Bet TrA	2.8100	6600.0	80	41934	No
206	GOM_NL__2PRFIN20100308_142452_000000452087_00297_41934_8393.N1	08-MAR-2010 14:24:52	Dark	44.500	4	Alp1Cen	-0.010000	5800.0	89	41934	No
207	GOM_NL__2PRFIN20100308_142609_000000412087_00297_41934_8394.N1	08-MAR-2010 14:26:09	Dark	40.500	10	Bet Cen	0.61000	28000.	81	41934	No
208	GOM_NL__2PRFIN20100308_142806_000000432087_00297_41934_8395.N1	08-MAR-2010 14:28:06	Dark	43.000	77	Eps Cen	2.3030	28000.	86	41934	No
209	GOM_NL__2PRFIN20100308_142935_000000532087_00297_41934_8396.N1	08-MAR-2010 14:29:35	Dark	53.000	26	Gam Cru	1.6240	2900.0	106	41934	No
210	GOM_NL__2PRFIN20100308_143110_000000462087_00297_41934_8397.N1	08-MAR-2010 14:31:10	Straylight	45.500	64	Gam Cen	2.2000	10600.	91	41934	No
211	GOM_NL__2PRFIN20100308_143303_000000532087_00297_41934_8398.N1	08-MAR-2010 14:33:03	Straylight	53.000	123	Iot Cen	2.7500	10200.	106	41934	No
212	GOM_NL__2PRFIN20100308_144015_000000582087_00297_41934_8399.N1	08-MAR-2010 14:40:15	Straylight	57.500	171	2Eps Crv	3.0010	4250.0	115	41934	No
213	GOM_NL__2PRFIN20100308_145148_000000402087_00297_41934_8400.N1	08-MAR-2010 14:51:48	Bright	40.000	22	32Alp Leo	1.3600	15200.	80	41934	No
214	GOM_NL__2PRFIN20100308_145413_000000412087_00297_41934_8401.N1	08-MAR-2010 14:54:13	Bright	40.500	51	41Gam1Leo	2.0100	4500.0	81	41934	No
215	GOM_NL__2PRFIN20100308_150234_000000432087_00297_41934_8402.N1	08-MAR-2010 15:02:34	Bright	42.500	174	52Psi UMa	3.0040	4400.0	85	41934	No
216	GOM_NL__2PRFIN20100308_150534_000000402087_00297_41934_8403.N1	08-MAR-2010 15:05:34	Bright	40.000	82	48Bet UMa	2.3650	10600.	80	41934	No
217	GOM_NL__2PRFIN20100308_150700_000000432087_00297_41934_8404.N1	08-MAR-2010 15:07:00	Bright	42.500	36	50Alp UMa	1.8000	6300.0	85	41934	No
218	GOM_NL__2PRFIN20100308_151412_000000422087_00297_41934_8405.N1	08-MAR-2010 15:14:12	Bright	41.500	60	7Bet UMi	2.0810	3950.0	83	41934	No
219	GOM_NL__2PRFIN20100308_151839_000000482087_00297_41934_8406.N1	08-MAR-2010 15:18:39	Bright	47.500	119	14Eta Dra	2.7270	4700.0	95	41934	No

220	GOM_NL__2PRFIN20100308_152322_000000442087_00297_41934_8407.N1	08-MAR-2010 15:23:22	Bright	44.000	130	23Bet Dra	2.7990	5800.0	88	41934	No
221	GOM_NL__2PRFIN20100308_152653_000000372087_00297_41934_8408.N1	08-MAR-2010 15:26:53	Bright	36.500	144	18Del Cyg	2.8600	11000.	73	41934	No
222	GOM_NL__2PRFIN20100308_152811_000000362087_00297_41934_8409.N1	08-MAR-2010 15:28:11	Bright	35.500	66	37Gam Cyg	2.2080	5900.0	71	41934	No
223	GOM_NL__2PRFIN20100308_153713_000000492087_00297_41934_8410.N1	08-MAR-2010 15:37:13	Bright	48.500	168	17Zet Aql	2.9860	11000.	97	41934	No
224	GOM_NL__2PRFIN20100308_154718_000000432087_00297_41934_8411.N1	08-MAR-2010 15:47:18	Dark	42.500	155	41Pi Sgr	2.9000	6600.0	85	41934	No
225	GOM_NL__2PRFIN20100308_154913_000000462087_00297_41934_8412.N1	08-MAR-2010 15:49:13	Dark	45.500	57	34Sig Sgr	2.0660	26000.	91	41934	No
226	GOM_NL__2PRFIN20100308_155231_000000452087_00297_41934_8413.N1	08-MAR-2010 15:52:31	Dark	44.500	38	20Eps Sgr	1.8360	11000.	89	41934	No
227	GOM_NL__2PRFIN20100308_155534_000000452087_00297_41934_8414.N1	08-MAR-2010 15:55:34	Dark	44.500	85	Kap Sco	2.4070	28000.	89	41934	No
228	GOM_NL__2PRFIN20100308_155854_000000432087_00298_41935_8399.N1	08-MAR-2010 15:58:54	Dark	42.500	141	Bet Ara	2.8400	4600.0	85	41935	No
229	GOM_NL__2PRFIN20100308_160247_000000382087_00298_41935_8400.N1	08-MAR-2010 16:02:47	Dark	38.000	134	Bet TrA	2.8100	6600.0	76	41935	No
230	GOM_NL__2PRFIN20100308_160529_000000442087_00298_41935_8401.N1	08-MAR-2010 16:05:29	Dark	43.500	4	Alp1Cen	-0.010000	5800.0	87	41935	No
231	GOM_NL__2PRFIN20100308_160645_000000502087_00298_41935_8402.N1	08-MAR-2010 16:06:45	Dark	49.500	10	Bet Cen	0.61000	28000.	99	41935	No
232	GOM_NL__2PRFIN20100308_160843_000000442087_00298_41935_8403.N1	08-MAR-2010 16:08:43	Dark	43.500	77	Eps Cen	2.3030	28000.	87	41935	No
233	GOM_NL__2PRFIN20100308_161011_000000402087_00298_41935_8404.N1	08-MAR-2010 16:10:11	Dark	39.500	26	Gam Cru	1.6240	2900.0	79	41935	No
234	GOM_NL__2PRFIN20100308_161147_000000422087_00298_41935_8405.N1	08-MAR-2010 16:11:47	Straylight	42.000	64	Gam Cen	2.2000	10600.	84	41935	No
235	GOM_NL__2PRFIN20100308_161340_000000552087_00298_41935_8406.N1	08-MAR-2010 16:13:40	Straylight	54.500	123	lot Cen	2.7500	10200.	109	41935	No
236	GOM_NL__2PRFIN20100308_162052_000000572087_00298_41935_8407.N1	08-MAR-2010 16:20:52	Straylight	56.500	171	2Eps Crv	3.0010	4250.0	113	41935	No
237	GOM_NL__2PRFIN20100308_163224_000000412087_00298_41935_8408.N1	08-MAR-2010 16:32:24	Bright	40.500	22	32Alp Leo	1.3600	15200.	81	41935	No
238	GOM_NL__2PRFIN20100308_163449_000000412087_00298_41935_8409.N1	08-MAR-2010 16:34:49	Bright	41.000	51	41Gam1Leo	2.0100	4500.0	82	41935	No
239	GOM_NL__2PRFIN20100308_164309_000000442087_00298_41935_8410.N1	08-MAR-2010 16:43:09	Bright	43.500	174	52Psi UMa	3.0040	4400.0	87	41935	No
240	GOM_NL__2PRFIN20100308_164610_000000412087_00298_41935_8411.N1	08-MAR-2010 16:46:10	Bright	40.500	82	48Bet UMa	2.3650	10600.	81	41935	No
241	GOM_NL__2PRFIN20100308_164735_000000412087_00298_41935_8412.N1	08-MAR-2010 16:47:35	Bright	40.500	36	50Alp UMa	1.8000	6300.0	81	41935	No
242	GOM_NL__2PRFIN20100308_165448_000000442087_00298_41935_8413.N1	08-MAR-2010 16:54:48	Bright	43.500	60	7Bet UMi	2.0810	3950.0	87	41935	No
243	GOM_NL__2PRFIN20100308_165915_000000492087_00298_41935_8414.N1	08-MAR-2010 16:59:15	Bright	49.000	119	14Eta Dra	2.7270	4700.0	98	41935	No
244	GOM_NL__2PRFIN20100308_170357_000000442087_00298_41935_8415.N1	08-MAR-2010 17:03:57	Bright	44.000	130	23Bet Dra	2.7990	5800.0	88	41935	No
245	GOM_NL__2PRFIN20100308_170730_000000372087_00298_41935_8416.N1	08-MAR-2010 17:07:30	Bright	36.500	144	18Del Cyg	2.8600	11000.	73	41935	No
246	GOM_NL__2PRFIN20100308_170847_000000362087_00298_41935_8417.N1	08-MAR-2010 17:08:47	Bright	35.500	66	37Gam Cyg	2.2080	5900.0	71	41935	No
247	GOM_NL__2PRFIN20100308_171750_000000492087_00298_41935_8418.N1	08-MAR-2010 17:17:50	Bright	49.000	168	17Zet Aql	2.9860	11000.	98	41935	No
248	GOM_NL__2PRFIN20100308_172755_000000472087_00298_41935_8419.N1	08-MAR-2010 17:27:55	Dark	47.000	155	41Pi Sgr	2.9000	6600.0	94	41935	No
249	GOM_NL__2PRFIN20100308_172950_000000432087_00298_41935_8420.N1	08-MAR-2010 17:29:50	Dark	43.000	57	34Sig Sgr	2.0660	26000.	86	41935	No
250	GOM_NL__2PRFIN20100308_173308_000000482087_00298_41935_8421.N1	08-MAR-2010 17:33:08	Dark	48.000	38	20Eps Sgr	1.8360	11000.	96	41935	No
251	GOM_NL__2PRFIN20100308_173611_000000472087_00298_41935_8422.N1	08-MAR-2010 17:36:11	Dark	47.000	85	Kap Sco	2.4070	28000.	94	41935	No
252	GOM_NL__2PRFIN20100308_173931_000000432087_00299_41936_8407.N1	08-MAR-2010 17:39:31	Dark	42.500	141	Bet Ara	2.8400	4600.0	85	41936	No
253	GOM_NL__2PRFIN20100308_174324_000000382087_00299_41936_8408.N1	08-MAR-2010 17:43:24	Dark	38.000	134	Bet TrA	2.8100	6600.0	76	41936	No
254	GOM_NL__2PRFIN20100308_174605_000000572087_00299_41936_8409.N1	08-MAR-2010 17:46:05	Dark	56.500	4	Alp1Cen	-0.010000	5800.0	113	41936	No
255	GOM_NL__2PRFIN20100308_174722_000000512087_00299_41936_8410.N1	08-MAR-2010 17:47:22	Dark	50.500	10	Bet Cen	0.61000	28000.	101	41936	No
256	GOM_NL__2PRFIN20100308_174920_000000442087_00299_41936_8411.N1	08-MAR-2010 17:49:20	Dark	43.500	77	Eps Cen	2.3030	28000.	87	41936	No
257	GOM_NL__2PRFIN20100308_175048_000000562087_00299_41936_8412.N1	08-MAR-2010 17:50:48	Dark	56.000	26	Gam Cru	1.6240	2900.0	112	41936	No
258	GOM_NL__2PRFIN20100308_175223_000000472087_00299_41936_8413.N1	08-MAR-2010 17:52:23	Straylight	47.000	64	Gam Cen	2.2000	10600.	94	41936	No
259	GOM_NL__2PRFIN20100308_175417_000000562087_00299_41936_8414.N1	08-MAR-2010 17:54:17	Straylight	55.500	123	lot Cen	2.7500	10200.	111	41936	No
260	GOM_NL__2PRFIN20100308_180128_000000522087_00299_41936_8415.N1	08-MAR-2010 18:01:28	Straylight	52.000	171	2Eps Crv	3.0010	4250.0	104	41936	No
261	GOM_NL__2PRFIN20100308_181300_000000402087_00299_41936_8416.N1	08-MAR-2010 18:13:00	Bright	40.000	22	32Alp Leo	1.3600	15200.	80	41936	No
262	GOM_NL__2PRFIN20100308_181525_000000422087_00299_41936_8417.N1	08-MAR-2010 18:15:25	Bright	42.000	51	41Gam1Leo	2.0100	4500.0	84	41936	No
263	GOM_NL__2PRFIN20100308_182345_000000452087_00299_41936_8418.N1	08-MAR-2010 18:23:45	Bright	45.000	174	52Psi UMa	3.0040	4400.0	90	41936	No
264	GOM_NL__2PRFIN20100308_182645_000000402087_00299_41936_8419.N1	08-MAR-2010 18:26:45	Bright	39.500	82	48Bet UMa	2.3650	10600.	79	41936	No
265	GOM_NL__2PRFIN20100308_182811_000000392087_00299_41936_8420.N1	08-MAR-2010 18:28:11	Bright	39.000	36	50Alp UMa	1.8000	6300.0	78	41936	No
266	GOM_NL__2PRFIN20100308_183523_000000412087_00299_41936_8421.N1	08-MAR-2010 18:35:23	Bright	40.500	60	7Bet UMi	2.0810	3950.0	81	41936	No
267	GOM_NL__2PRFIN20100308_183950_000000482087_00299_41936_8422.N1	08-MAR-2010 18:39:50	Bright	47.500	119	14Eta Dra	2.7270	4700.0	95	41936	No
268	GOM_NL__2PRFIN20100308_184433_000000392087_00299_41936_8423.N1	08-MAR-2010 18:44:33	Bright	39.000	130	23Bet Dra	2.7990	5800.0	78	41936	No
269	GOM_NL__2PRFIN20100308_184805_000000382087_00299_41936_8424.N1	08-MAR-2010 18:48:05	Bright	37.500	144	18Del Cyg	2.8600	11000.	75	41936	No
270	GOM_NL__2PRFIN20100308_184924_000000372087_00299_41936_8425.N1	08-MAR-2010 18:49:24	Bright	37.000	66	37Gam Cyg	2.2080	5900.0	74	41936	No
271	GOM_NL__2PRFIN20100308_185826_000000472087_00299_41936_8426.N1	08-MAR-2010 18:58:26	Bright	47.000	168	17Zet Aql	2.9860	11000.	94	41936	No
272	GOM_NL__2PRFIN20100308_190831_000000472087_00299_41936_8427.N1	08-MAR-2010 19:08:31	Dark	46.500	155	41Pi Sgr	2.9000	6600.0	93	41936	No
273	GOM_NL__2PRFIN20100308_191027_000000452087_00299_41936_8428.N1	08-MAR-2010 19:10:27	Dark	44.500	57	34Sig Sgr	2.0660	26000.	89	41936	No
274	GOM_NL__2PRFIN20100308_191344_000000472087_00299_41936_8429.N1	08-MAR-2010 19:13:44	Dark	47.000	38	20Eps Sgr	1.8360	11000.	94	41936	No
275	GOM_NL__2PRFIN20100308_191648_000000462087_00299_41936_8430.N1	08-MAR-2010 19:16:48	Dark	46.000	85	Kap Sco	2.4070	28000.	92	41936	No
276	GOM_NL__2PRFIN20100308_192007_000000442087_00300_41937_8415.N1	08-MAR-2010 19:20:07	Dark	43.500	141	Bet Ara	2.8400	4600.0	87	41937	No
277	GOM_NL__2PRFIN20100308_192400_000000412087_00300_41937_8416.N1	08-MAR-2010 19:24:00	Dark	41.000	134	Bet TrA	2.8100	6600.0	82	41937	No
278	GOM_NL__2PRFIN20100308_192642_000000542087_00300_41937_8417.N1	08-MAR-2010 19:26:42	Dark	54.000	4	Alp1Cen	-0.010000	5800.0	108	41937	No

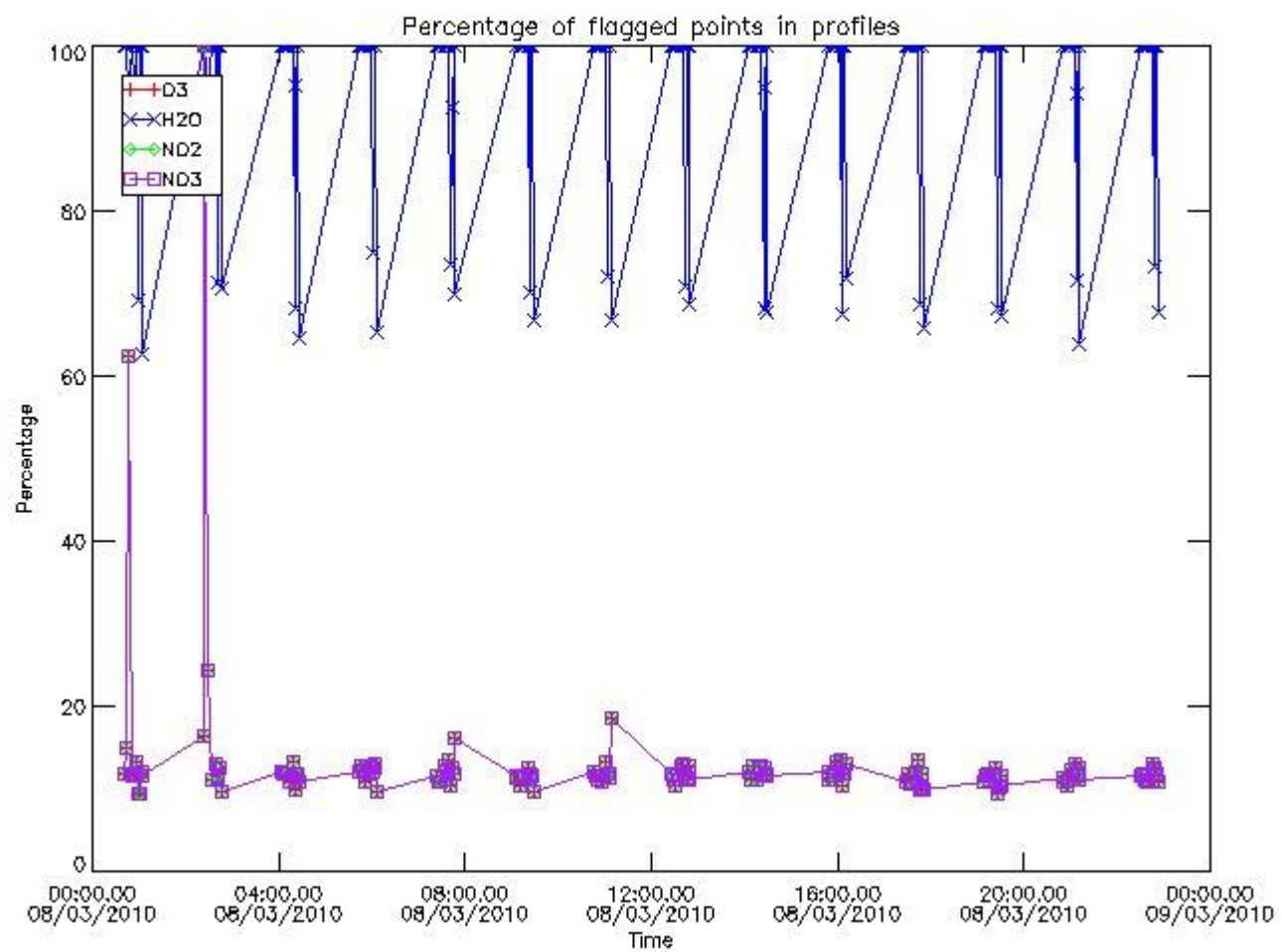
279	GOM_NL__2PRFIN20100308_192758_000000512087_00300_41937_8418.N1	08-MAR-2010 19:27:58	Dark	50.500	10	Bet Cen	0.61000	28000.	101	41937	No
280	GOM_NL__2PRFIN20100308_192956_000000452087_00300_41937_8419.N1	08-MAR-2010 19:29:56	Dark	44.500	77	Eps Cen	2.3030	28000.	89	41937	No
281	GOM_NL__2PRFIN20100308_193124_000000542087_00300_41937_8420.N1	08-MAR-2010 19:31:24	Dark	54.000	26	Gam Cru	1.6240	2900.0	108	41937	No
282	GOM_NL__2PRFIN20100308_193300_000000442087_00300_41937_8421.N1	08-MAR-2010 19:33:00	Straylight	44.000	64	Gam Cen	2.2000	10600.	88	41937	No
283	GOM_NL__2PRFIN20100308_193454_000000542087_00300_41937_8422.N1	08-MAR-2010 19:34:54	Straylight	53.500	123	lot Cen	2.7500	10200.	107	41937	No
284	GOM_NL__2PRFIN20100308_194204_000000522087_00300_41937_8423.N1	08-MAR-2010 19:42:04	Straylight	51.500	171	2Eps Crv	3.0010	4250.0	103	41937	No
285	GOM_NL__2PRFIN20100308_195336_000000412087_00300_41937_8424.N1	08-MAR-2010 19:53:36	Bright	41.000	22	32Alp Leo	1.3600	15200.	82	41937	No
286	GOM_NL__2PRFIN20100308_195601_000000422087_00300_41937_8425.N1	08-MAR-2010 19:56:01	Bright	42.000	51	41Gam1Leo	2.0100	4500.0	84	41937	No
287	GOM_NL__2PRFIN20100308_200420_000000412087_00300_41937_8426.N1	08-MAR-2010 20:04:20	Bright	40.500	174	52Psi UMa	3.0040	4400.0	81	41937	No
288	GOM_NL__2PRFIN20100308_200721_000000412087_00300_41937_8427.N1	08-MAR-2010 20:07:21	Bright	40.500	82	48Bet UMa	2.3650	10600.	81	41937	No
289	GOM_NL__2PRFIN20100308_200847_000000442087_00300_41937_8428.N1	08-MAR-2010 20:08:47	Bright	43.500	36	50Alp UMa	1.8000	6300.0	87	41937	No
290	GOM_NL__2PRFIN20100308_201559_000000392087_00300_41937_8429.N1	08-MAR-2010 20:15:59	Bright	38.500	60	7Bet UMi	2.0810	3950.0	77	41937	No
291	GOM_NL__2PRFIN20100308_202026_000000492087_00300_41937_8430.N1	08-MAR-2010 20:20:26	Bright	49.000	119	14Eta Dra	2.7270	4700.0	98	41937	No
292	GOM_NL__2PRFIN20100308_202508_000000392087_00300_41937_8431.N1	08-MAR-2010 20:25:08	Bright	39.000	130	23Bet Dra	2.7990	5800.0	78	41937	No
293	GOM_NL__2PRFIN20100308_202841_000000382087_00300_41937_8432.N1	08-MAR-2010 20:28:41	Bright	38.000	144	18Del Cyg	2.8600	11000.	76	41937	No
294	GOM_NL__2PRFIN20100308_203000_000000352087_00300_41937_8433.N1	08-MAR-2010 20:30:00	Bright	35.000	66	37Gam Cyg	2.2080	5900.0	70	41937	No
295	GOM_NL__2PRFIN20100308_203903_000000482087_00300_41937_8434.N1	08-MAR-2010 20:39:03	Bright	48.000	168	17Zet Aql	2.9860	11000.	96	41937	No
296	GOM_NL__2PRFIN20100308_204908_000000452087_00300_41937_8435.N1	08-MAR-2010 20:49:08	Dark	45.000	155	41Pi Sgr	2.9000	6600.0	90	41937	No
297	GOM_NL__2PRFIN20100308_205103_000000472087_00300_41937_8436.N1	08-MAR-2010 20:51:03	Dark	47.000	57	34Sig Sgr	2.0660	26000.	94	41937	No
298	GOM_NL__2PRFIN20100308_205421_000000502087_00300_41937_8437.N1	08-MAR-2010 20:54:21	Dark	49.500	38	20Eps Sgr	1.8360	11000.	99	41937	No
299	GOM_NL__2PRFIN20100308_205724_000000462087_00300_41937_8438.N1	08-MAR-2010 20:57:24	Dark	45.500	85	Kap Sco	2.4070	28000.	91	41937	No
300	GOM_NL__2PRFIN20100308_210044_000000422087_00301_41938_8739.N1	08-MAR-2010 21:00:44	Dark	41.500	141	Bet Ara	2.8400	4600.0	83	41938	No
301	GOM_NL__2PRFIN20100308_210438_000000402087_00301_41938_8740.N1	08-MAR-2010 21:04:38	Dark	39.500	134	Bet TrA	2.8100	6600.0	79	41938	No
302	GOM_NL__2PRFIN20100308_210718_000000452087_00301_41938_8741.N1	08-MAR-2010 21:07:18	Dark	44.500	4	Alp1Cen	-0.010000	5800.0	89	41938	No
303	GOM_NL__2PRFIN20100308_210835_000000442087_00301_41938_8742.N1	08-MAR-2010 21:08:35	Dark	44.000	10	Bet Cen	0.61000	28000.	88	41938	No
304	GOM_NL__2PRFIN20100308_211032_000000452087_00301_41938_8743.N1	08-MAR-2010 21:10:32	Dark	44.500	77	Eps Cen	2.3030	28000.	89	41938	No
305	GOM_NL__2PRFIN20100308_211201_000000462087_00301_41938_8744.N1	08-MAR-2010 21:12:01	Dark	46.000	26	Gam Cru	1.6240	2900.0	92	41938	No
306	GOM_NL__2PRFIN20100308_211336_000000462087_00301_41938_8745.N1	08-MAR-2010 21:13:36	Straylight	45.500	64	Gam Cen	2.2000	10600.	91	41938	No
307	GOM_NL__2PRFIN20100308_211530_000000552087_00301_41938_8746.N1	08-MAR-2010 21:15:30	Straylight	54.500	123	lot Cen	2.7500	10200.	109	41938	No
308	GOM_NL__2PRFIN20100308_212240_000000572087_00301_41938_8747.N1	08-MAR-2010 21:22:40	Straylight	56.500	171	2Eps Crv	3.0010	4250.0	113	41938	No
309	GOM_NL__2PRFIN20100308_213412_000000422087_00301_41938_8748.N1	08-MAR-2010 21:34:12	Bright	42.000	22	32Alp Leo	1.3600	15200.	84	41938	No
310	GOM_NL__2PRFIN20100308_213636_000000412087_00301_41938_8749.N1	08-MAR-2010 21:36:36	Bright	41.000	51	41Gam1Leo	2.0100	4500.0	82	41938	No
311	GOM_NL__2PRFIN20100308_214456_000000422087_00301_41938_8750.N1	08-MAR-2010 21:44:56	Bright	42.000	174	52Psi UMa	3.0040	4400.0	84	41938	No
312	GOM_NL__2PRFIN20100308_214756_000000412087_00301_41938_8751.N1	08-MAR-2010 21:47:56	Bright	40.500	82	48Bet UMa	2.3650	10600.	81	41938	No
313	GOM_NL__2PRFIN20100308_214922_000000432087_00301_41938_8752.N1	08-MAR-2010 21:49:22	Bright	43.000	36	50Alp UMa	1.8000	6300.0	86	41938	No
314	GOM_NL__2PRFIN20100308_215634_000000392087_00301_41938_8753.N1	08-MAR-2010 21:56:34	Bright	38.500	60	7Bet UMi	2.0810	3950.0	77	41938	No
315	GOM_NL__2PRFIN20100308_220101_000000492087_00301_41938_8754.N1	08-MAR-2010 22:01:01	Bright	49.000	119	14Eta Dra	2.7270	4700.0	98	41938	No
316	GOM_NL__2PRFIN20100308_220544_000000352087_00301_41938_8755.N1	08-MAR-2010 22:05:44	Bright	35.000	130	23Bet Dra	2.7990	5800.0	70	41938	No
317	GOM_NL__2PRFIN20100308_220917_000000372087_00301_41938_8756.N1	08-MAR-2010 22:09:17	Bright	37.000	144	18Del Cyg	2.8600	11000.	74	41938	No
318	GOM_NL__2PRFIN20100308_221036_000000342087_00301_41938_8757.N1	08-MAR-2010 22:10:36	Bright	34.000	66	37Gam Cyg	2.2080	5900.0	68	41938	No
319	GOM_NL__2PRFIN20100308_221939_000000482087_00301_41938_8758.N1	08-MAR-2010 22:19:39	Bright	47.500	168	17Zet Aql	2.9860	11000.	95	41938	No
320	GOM_NL__2PRFIN20100308_222944_000000442087_00301_41938_8759.N1	08-MAR-2010 22:29:44	Dark	44.000	155	41Pi Sgr	2.9000	6600.0	88	41938	No
321	GOM_NL__2PRFIN20100308_223140_000000432087_00301_41938_8760.N1	08-MAR-2010 22:31:40	Dark	43.000	57	34Sig Sgr	2.0660	26000.	86	41938	No
322	GOM_NL__2PRFIN20100308_223457_000000512087_00301_41938_8761.N1	08-MAR-2010 22:34:57	Dark	50.500	38	20Eps Sgr	1.8360	11000.	101	41938	No
323	GOM_NL__2PRFIN20100308_223802_000000472087_00301_41938_8762.N1	08-MAR-2010 22:38:02	Dark	46.500	85	Kap Sco	2.4070	28000.	93	41938	No
324	GOM_NL__2PRFIN20100308_224120_000000472087_00302_41939_8352.N1	08-MAR-2010 22:41:20	Dark	47.000	141	Bet Ara	2.8400	4600.0	94	41939	No
325	GOM_NL__2PRFIN20100308_224513_000000402087_00302_41939_8353.N1	08-MAR-2010 22:45:13	Dark	39.500	134	Bet TrA	2.8100	6600.0	79	41939	No
326	GOM_NL__2PRFIN20100308_224755_000000422087_00302_41939_8354.N1	08-MAR-2010 22:47:55	Dark	41.500	4	Alp1Cen	-0.010000	5800.0	83	41939	No
327	GOM_NL__2PRFIN20100308_224911_000000452087_00302_41939_8355.N1	08-MAR-2010 22:49:11	Dark	44.500	10	Bet Cen	0.61000	28000.	89	41939	No
328	GOM_NL__2PRFIN20100308_225109_000000432087_00302_41939_8356.N1	08-MAR-2010 22:51:09	Dark	43.000	77	Eps Cen	2.3030	28000.	86	41939	No
329	GOM_NL__2PRFIN20100308_225237_000000472087_00302_41939_8357.N1	08-MAR-2010 22:52:37	Dark	47.000	26	Gam Cru	1.6240	2900.0	94	41939	No
330	GOM_NL__2PRFIN20100308_225413_000000412087_00302_41939_8358.N1	08-MAR-2010 22:54:13	Straylight	41.000	64	Gam Cen	2.2000	10600.	82	41939	No
331	GOM_NL__2PRFIN20100308_225607_000000552087_00302_41939_8359.N1	08-MAR-2010 22:56:07	Straylight	55.000	123	lot Cen	2.7500	10200.	110	41939	No
332	GOM_NL__2PRFIN20100308_230316_000000572087_00302_41939_8360.N1	08-MAR-2010 23:03:16	Straylight	57.000	171	2Eps Crv	3.0010	4250.0	114	41939	No
333	GOM_NL__2PRFIN20100308_231448_000000402087_00302_41939_8361.N1	08-MAR-2010 23:14:48	Bright	39.500	22	32Alp Leo	1.3600	15200.	79	41939	No
334	GOM_NL__2PRFIN20100308_231712_000000432087_00302_41939_8362.N1	08-MAR-2010 23:17:12	Bright	42.500	51	41Gam1Leo	2.0100	4500.0	85	41939	No
335	GOM_NL__2PRFIN20100308_232531_000000412087_00302_41939_8363.N1	08-MAR-2010 23:25:31	Bright	40.500	174	52Psi UMa	3.0040	4400.0	81	41939	No
336	GOM_NL__2PRFIN20100308_232832_000000392087_00302_41939_8364.N1	08-MAR-2010 23:28:32	Bright	38.500	82	48Bet UMa	2.3650	10600.	77	41939	No
337	GOM_NL__2PRFIN20100308_232958_000000412087_00302_41939_8365.N1	08-MAR-2010 23:29:58	Bright	40.500	36	50Alp UMa	1.8000	6300.0	81	41939	No

338	GOM_NL__2PRFIN20100308_233710_000000382087_00302_41939_8366.N1	08-MAR-2010 23:37:10	Bright	38.000	60	7Bet UMi	2.0810	3950.0	76	41939	No
339	GOM_NL__2PRFIN20100308_234137_000000492087_00302_41939_8367.N1	08-MAR-2010 23:41:37	Bright	49.000	119	14Eta Dra	2.7270	4700.0	98	41939	No
340	GOM_NL__2PRFIN20100308_234620_000000352087_00302_41939_8368.N1	08-MAR-2010 23:46:20	Bright	35.000	130	23Bet Dra	2.7990	5800.0	70	41939	No
341	GOM_NL__2PRFIN20100308_234953_000000382087_00302_41939_8369.N1	08-MAR-2010 23:49:53	Bright	38.000	144	18Del Cyg	2.8600	11000.	76	41939	No
342	GOM_NL__2PRFIN20100308_235111_000000372087_00302_41939_8370.N1	08-MAR-2010 23:51:11	Bright	36.500	66	37Gam Cyg	2.2080	5900.0	73	41939	No

3. Quality information per product

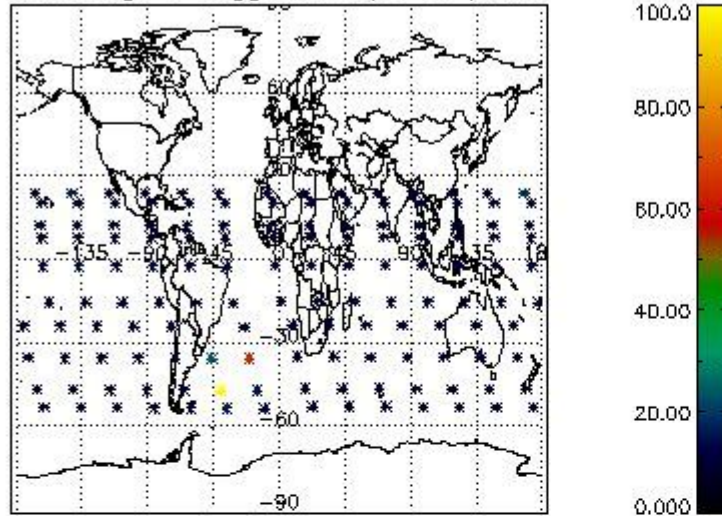
In this section it is plotted some information contained in the Quality Summary data set of the level 2 products. Only products in dark limb conditions and without errors (error flag in the MPH set to "0") are used.

3.1 Plot quality information per product (time dependant)

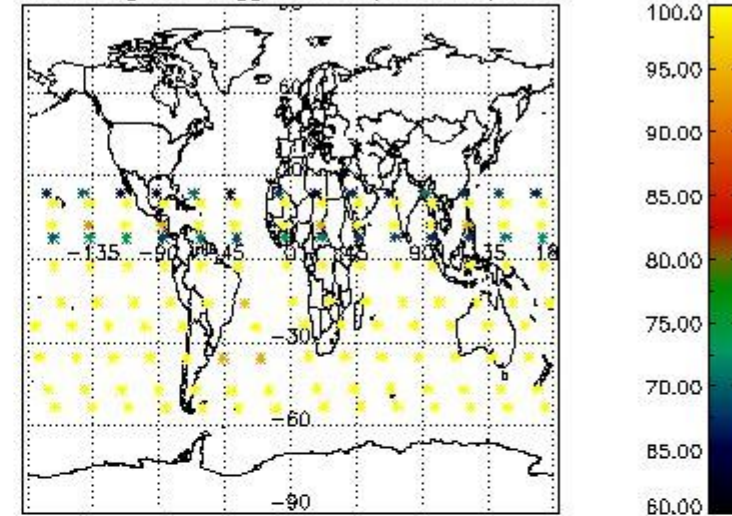


3.2 Plot quality information per product (world map)

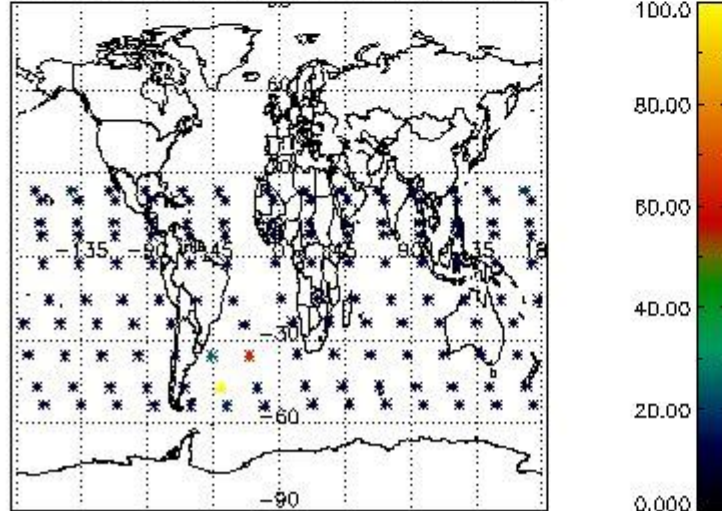
Percentage of flagged data per O3 profile



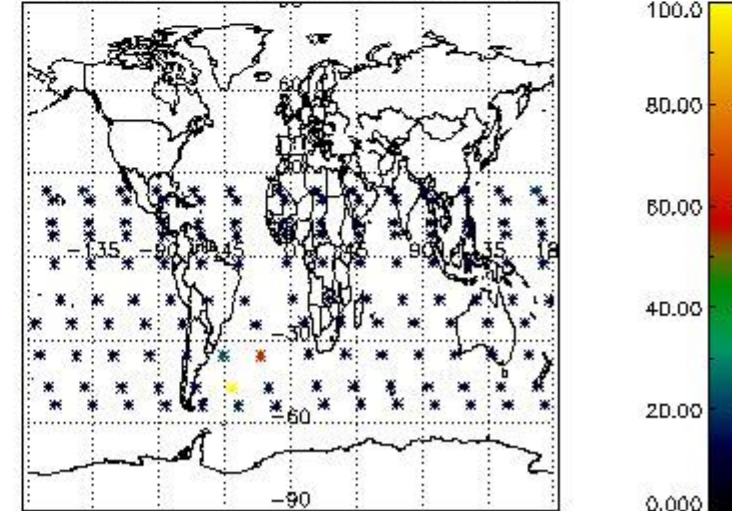
Percentage of flagged data per H2O profile



Percentage of flagged data per NO2 profile



Percentage of flagged data per NO3 profile

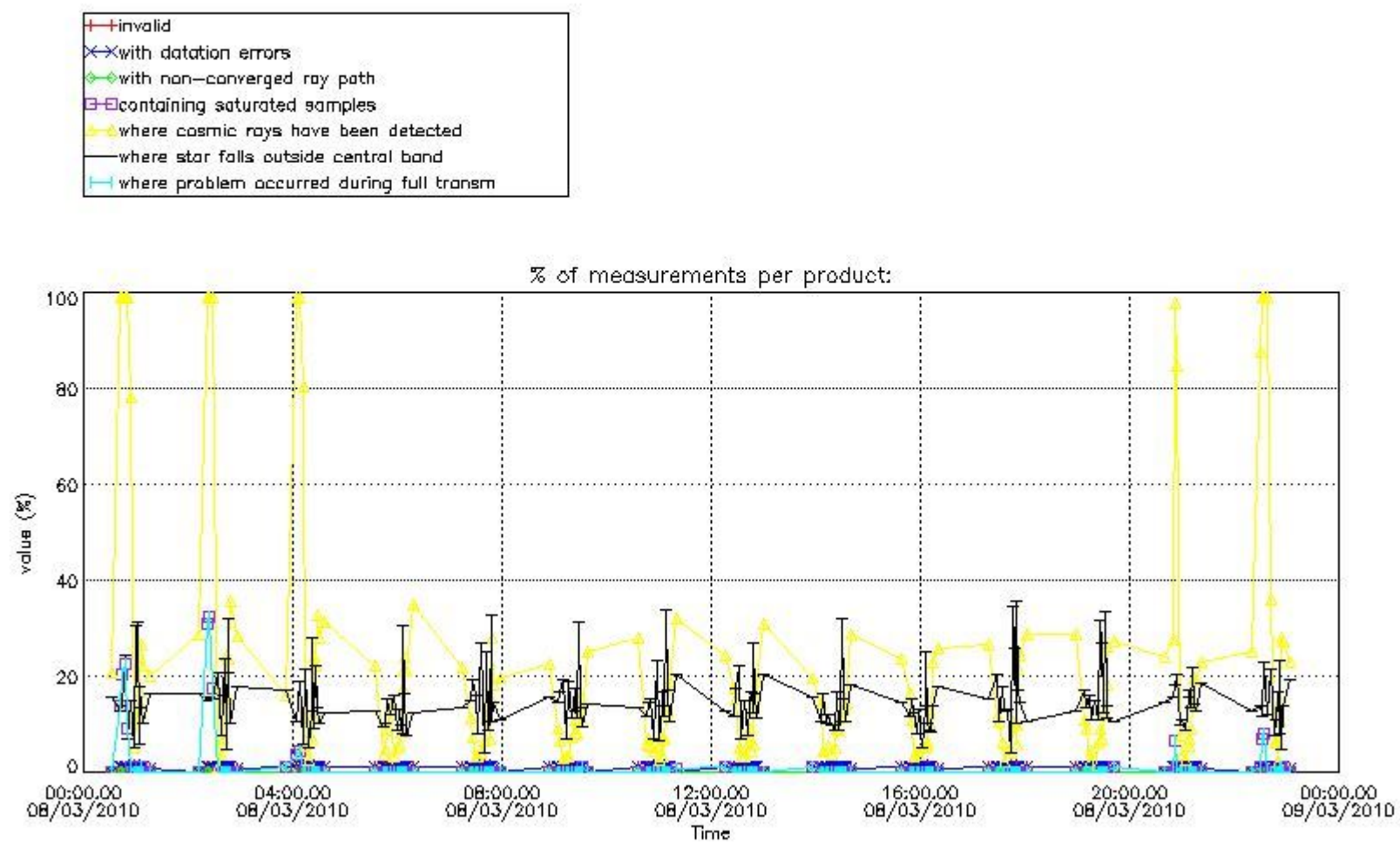


4. Level 1 quality information per product

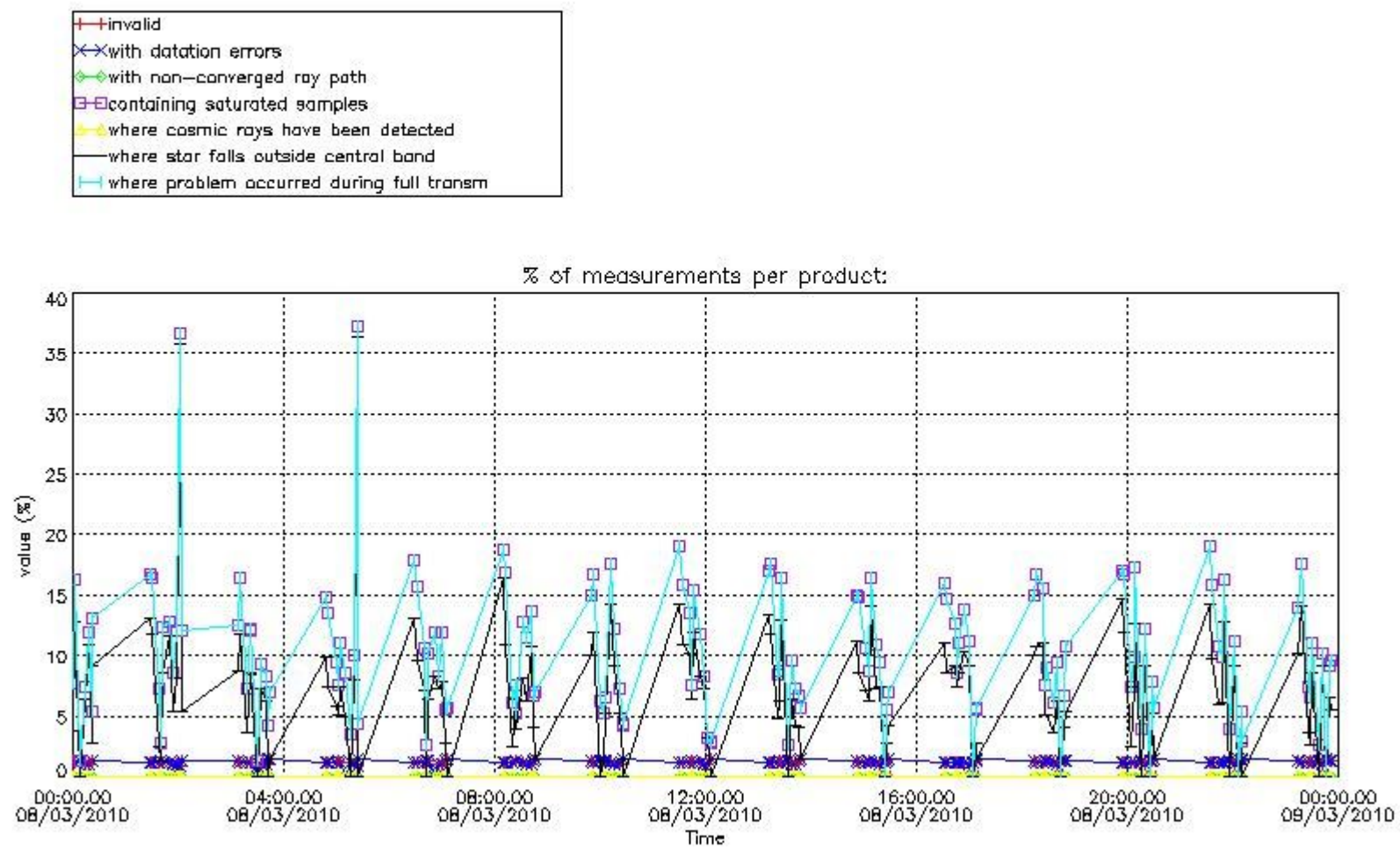
In this section it is plotted some information contained in the Quality Summary data set of the level 2 products that comes from the level 1b processing. Products without errors (error flag in the MPH set to "0") are used.

4.1 Plot quality information per product (time dependant) coming from level 1b processing

4.1.1 Plot level 1 quality information per product (time dependant): ENVISAT ASCENDING passes

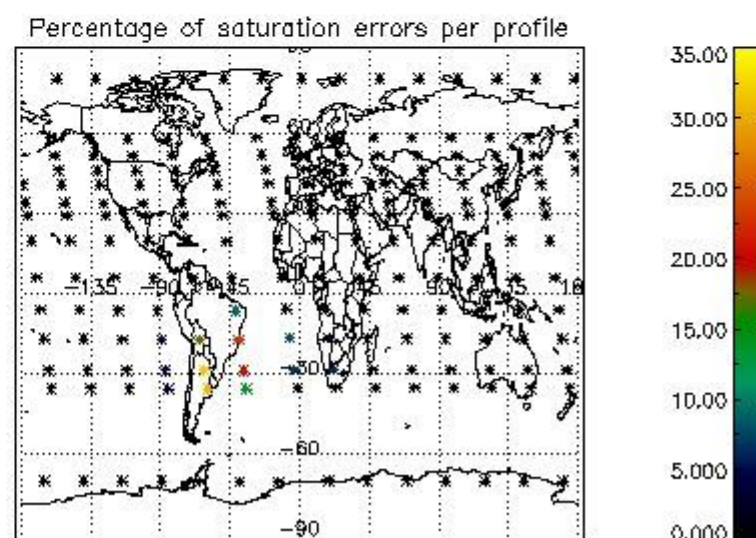
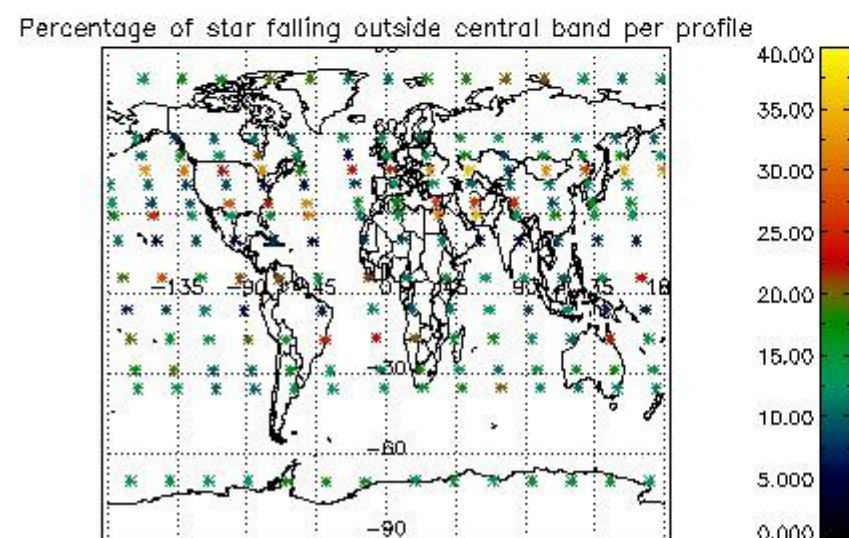
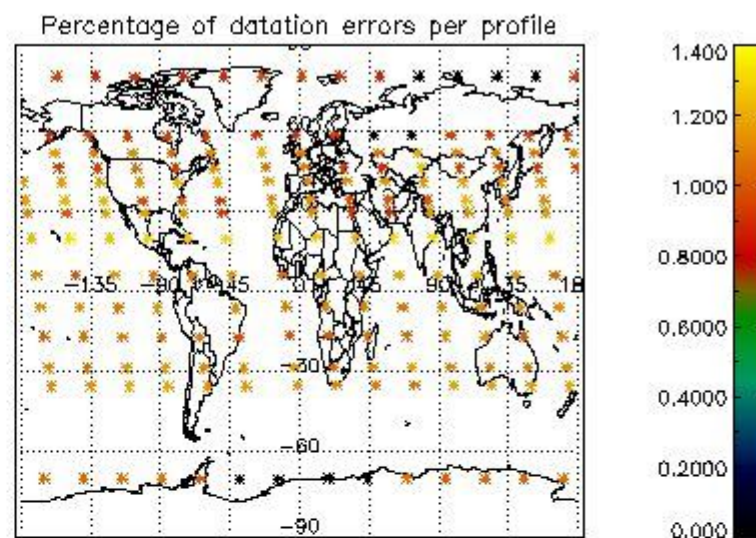
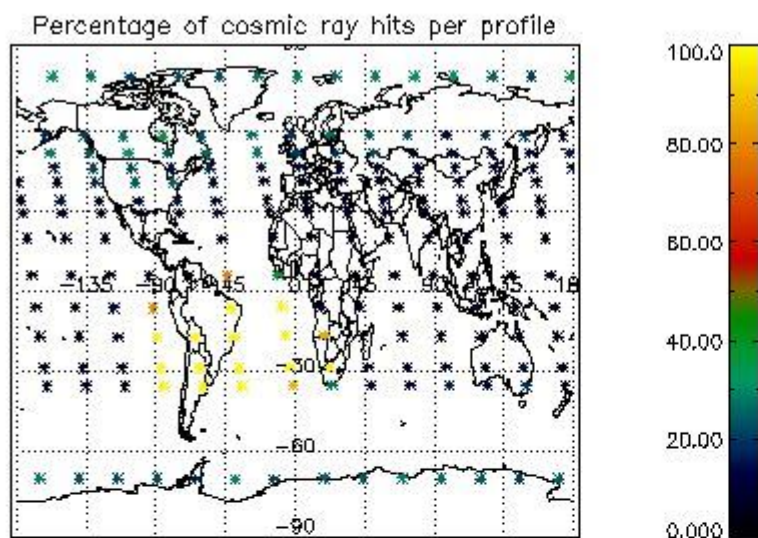


4.1.2 Plot level 1 quality information per product (time dependant): ENVI SAT DESCENDING passes

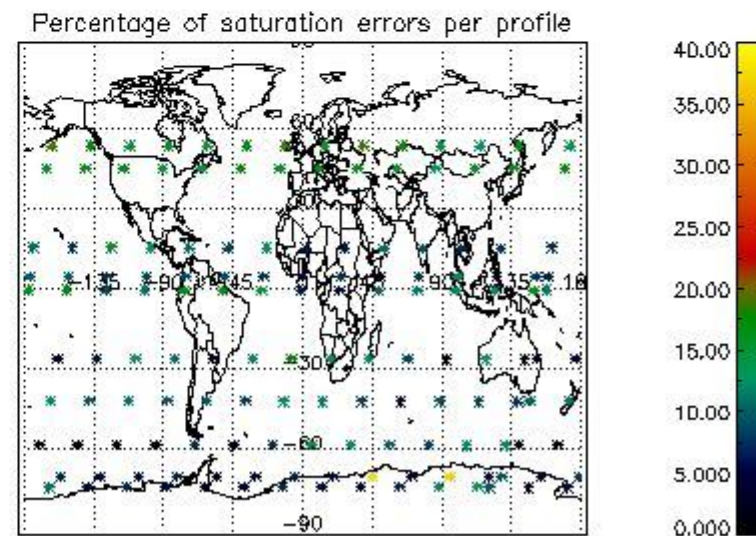
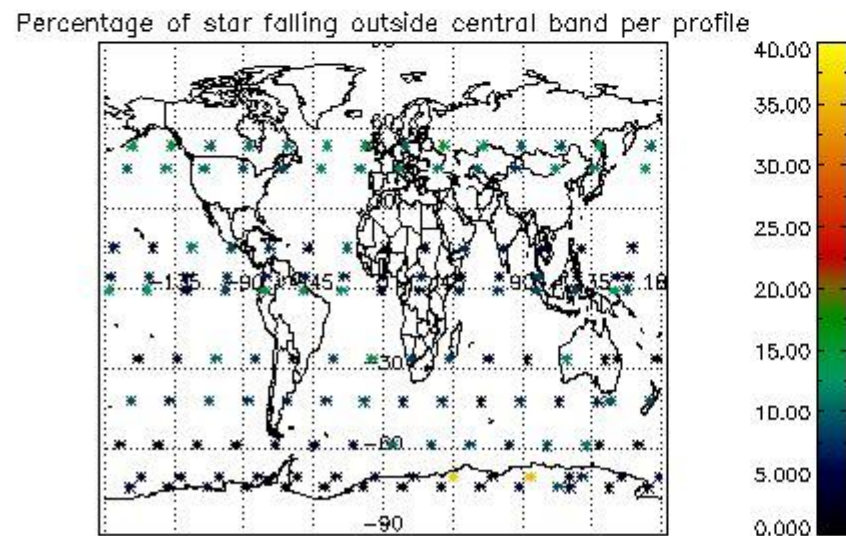
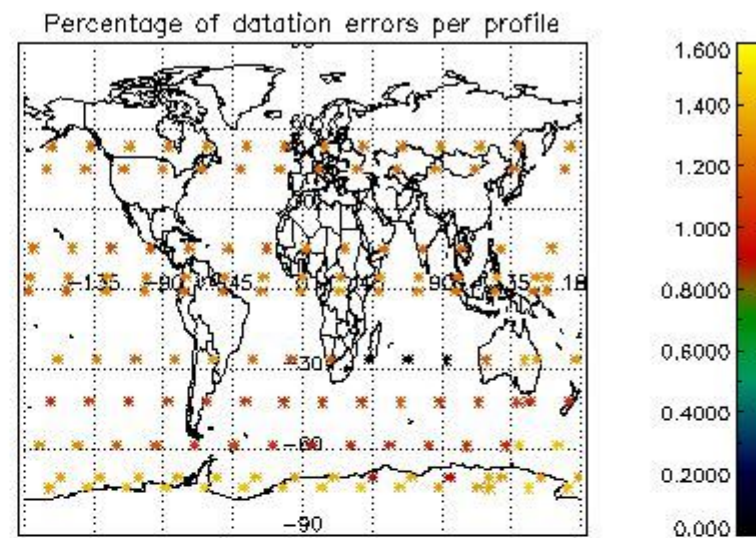
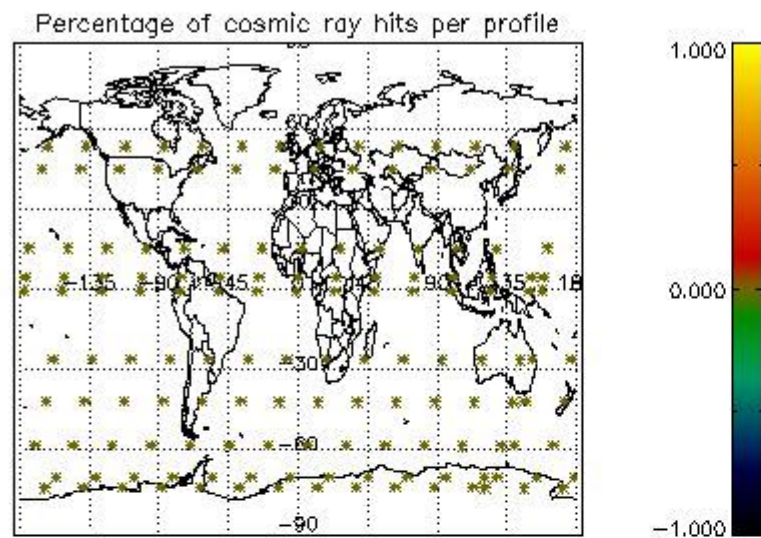


4.2 Plot quality information per product coming from level 1b processing (world map)

4.2.1 Plot level 1 quality information per product (world map): ENVISAT ASCENDING passes



4.2.2 Plot level 1 quality information per product (world map): ENVISAT DESCENDING passes



5. Trace gas profiles

5.1 Ozone statistics based on quality of products

The final quality of the products can be "measured" using the STD (Standard Deviation) attached to every point profile. This information is written to the parameter GOM_NL__2P/NL_LOCAL_SPECIES_DENSITY/o3_std of the level 2 products. The table below shows the statistics for given STD ranges.

The statistics are given with respect to the overall valid production:

- Products without fatal errors: GOM_NL__2P/MPH/PRODUCT_ERR=0
- Valid point profile: GOM_NL__2P/NL_LOCAL_SPECIES_DENSITY/pcd(0)=0

The 'Criteria' is applied to valid points of dark limb products:

- Products in dark limb illumination condition: GOM_NL__2P/NL_SUMMARY_QUALITY/obs_ill_cond=0
- Products without fatal errors: GOM_NL__2P/MPH/PRODUCT_ERR=0
- Valid point profile: GOM_NL__2P/NL_LOCAL_SPECIES_DENSITY/pcd(0)=0

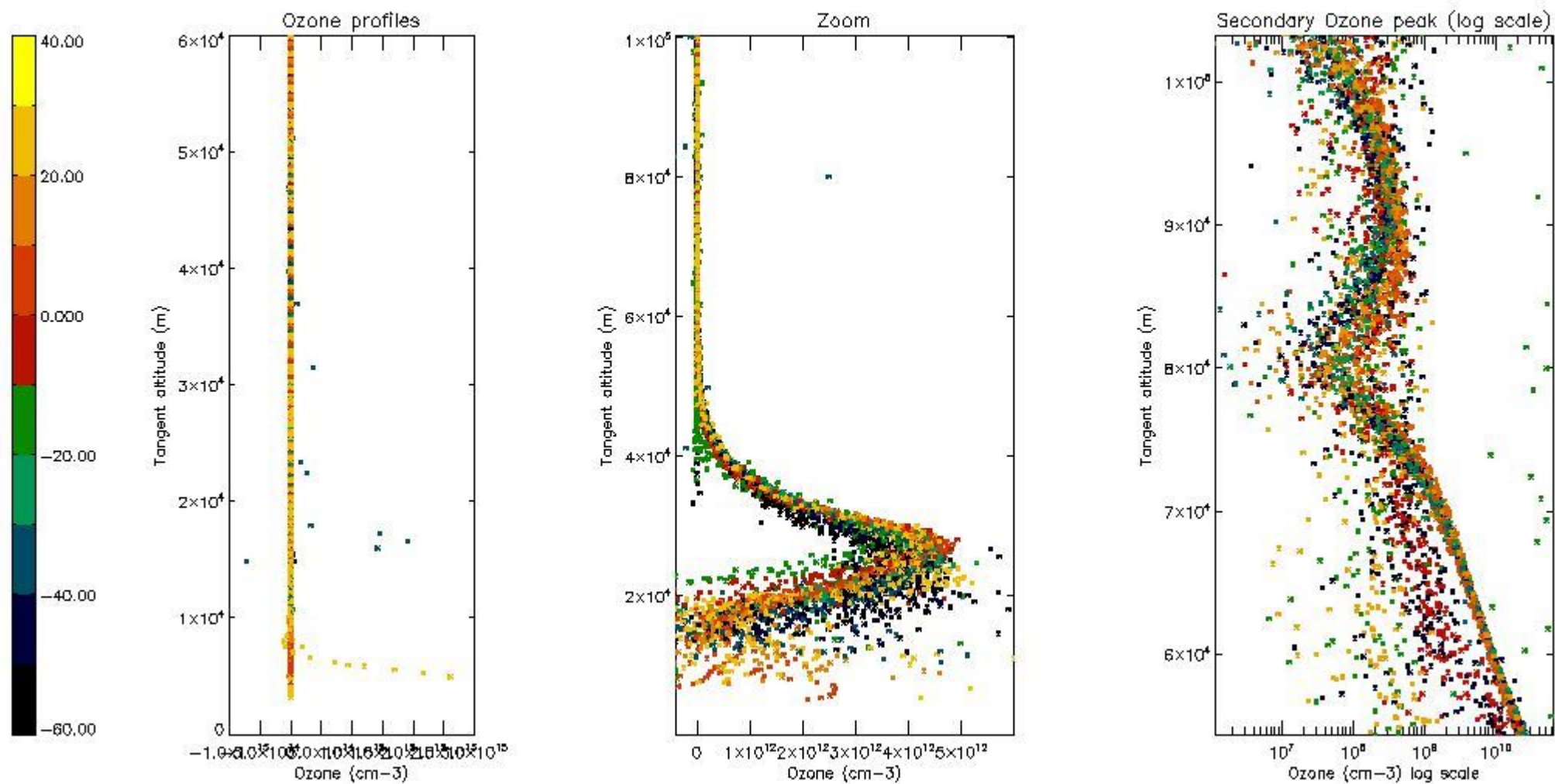
So, the table below shows the percentage of dark limb and valid observations for each criteria with respect to the overall valid daily observations.

Criteria	% of total production
All STD	42
STD < 20	20

STD < 10	15
STD < 5	11

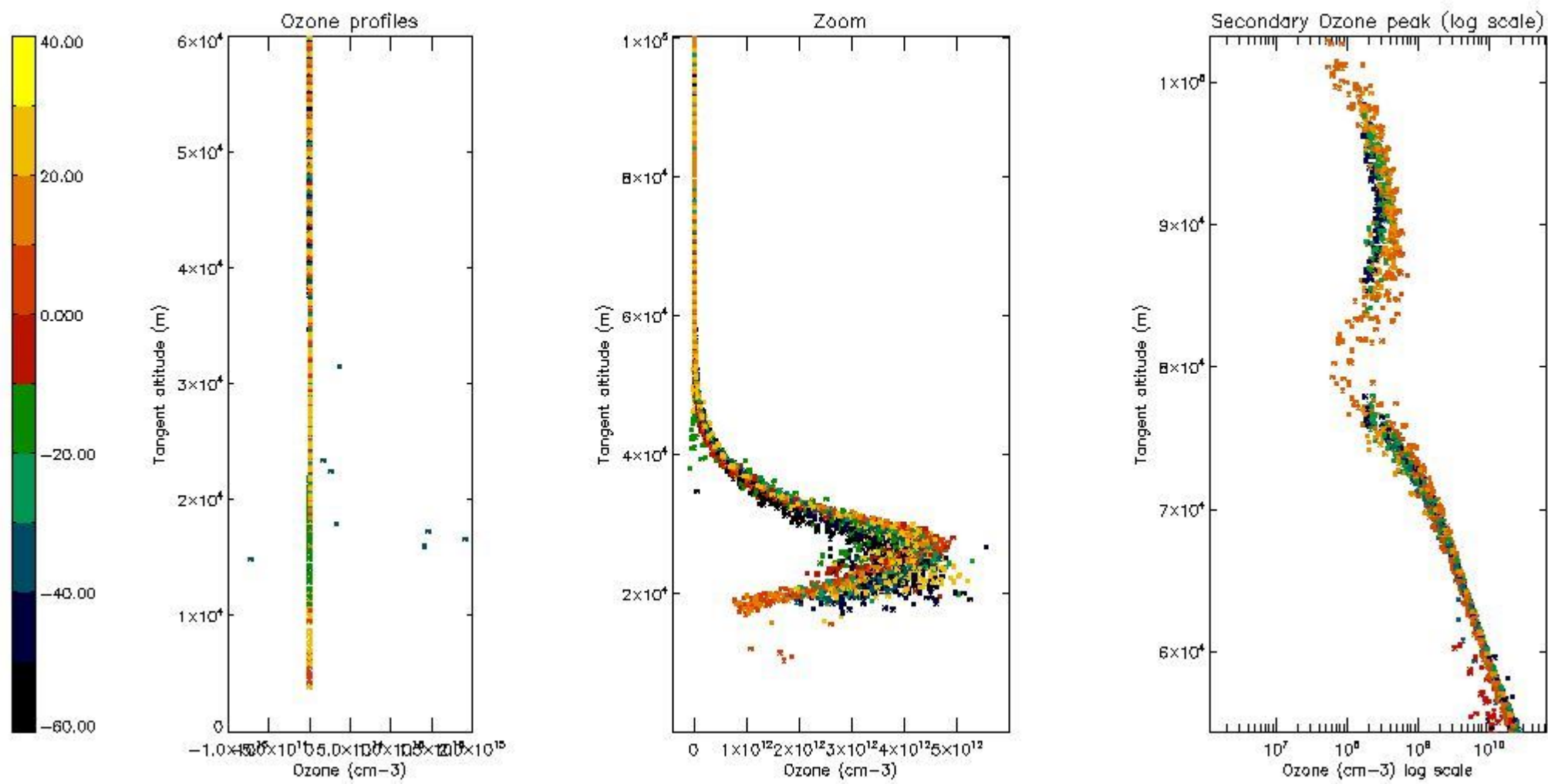
5.2 Plot ozone profiles for all STD (dark without errors)

The colorbar represents the latitude.



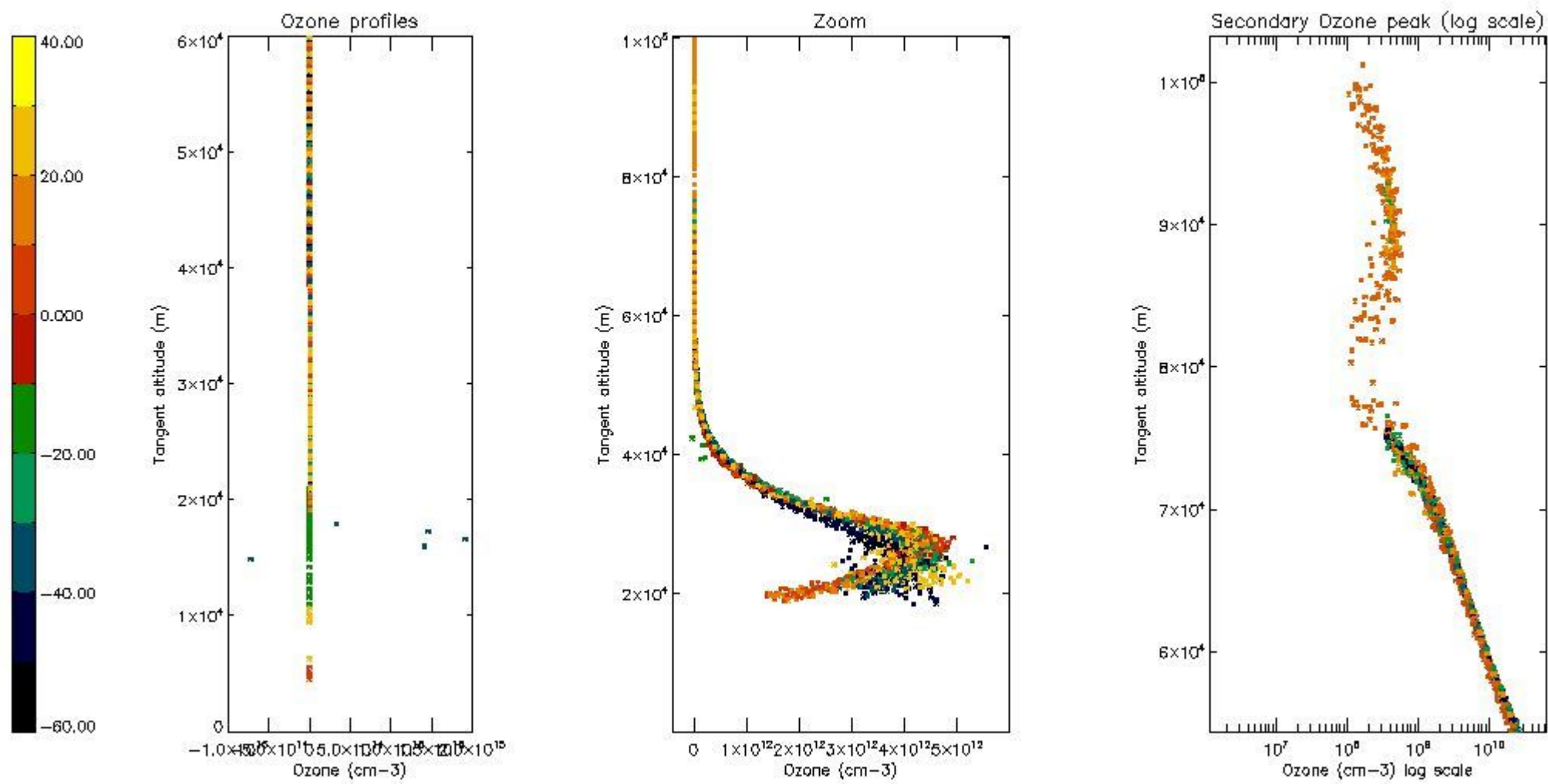
5.3 Plot ozone profiles where STD < 20% (dark without errors)

The colorbar represents the latitude.



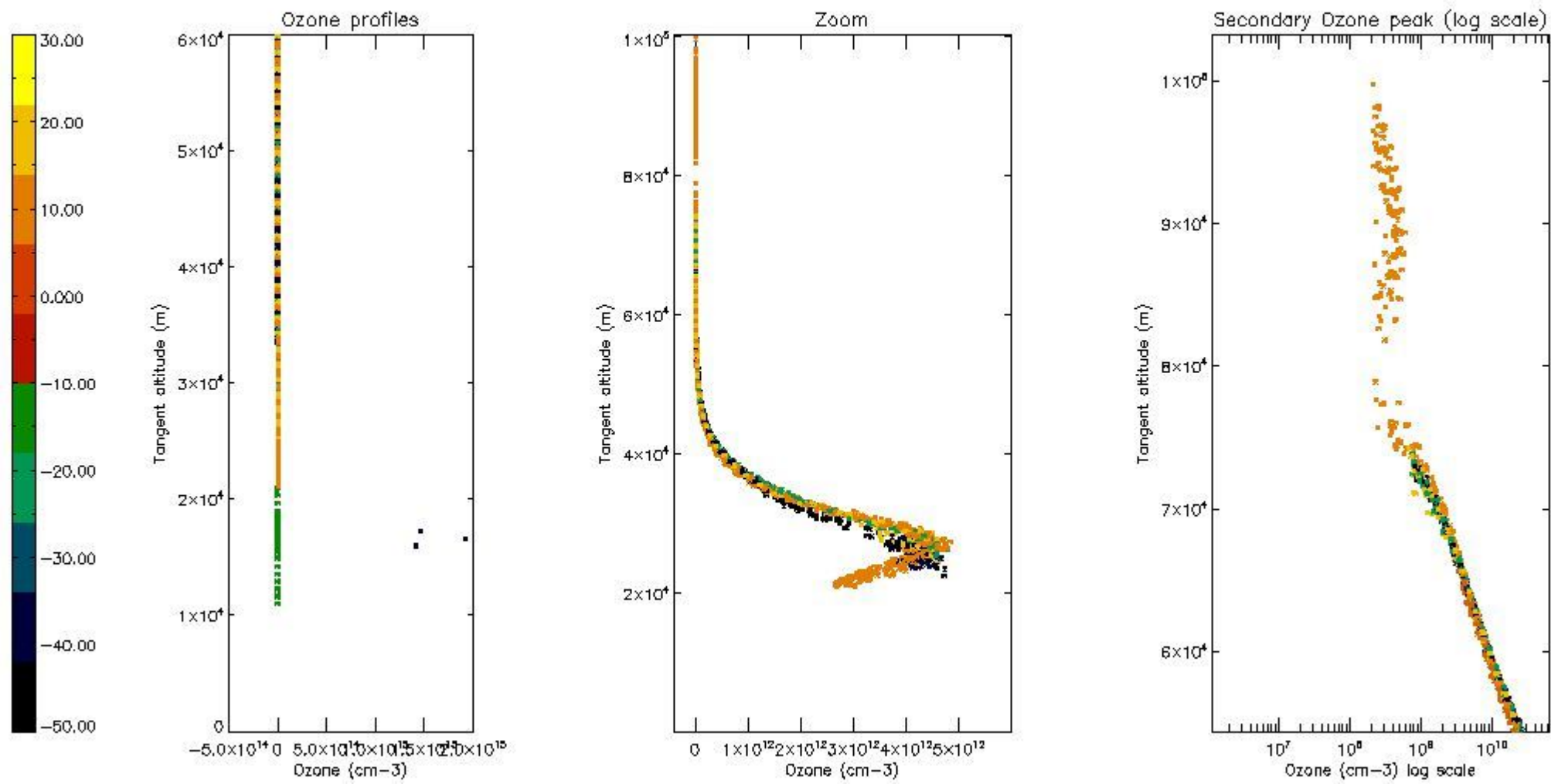
5.4 Plot ozone profiles where STD < 10% (dark without errors)

The colorbar represents the latitude.



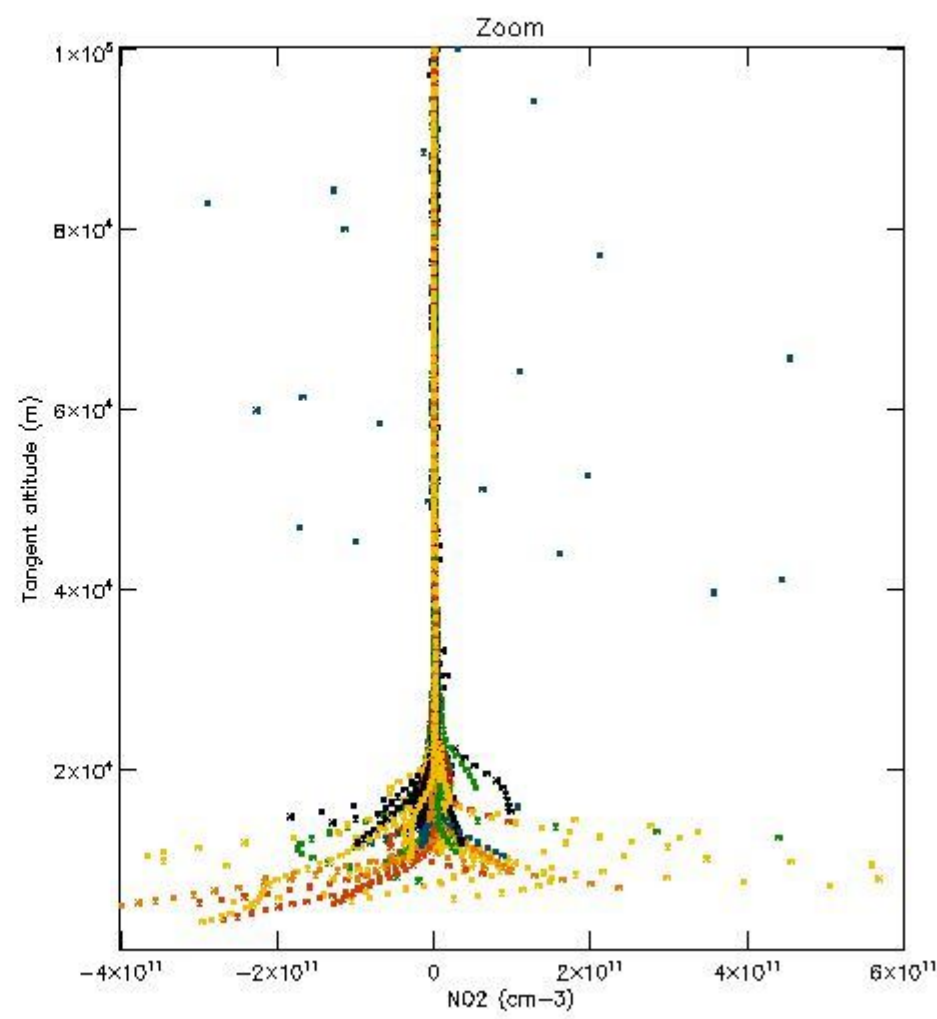
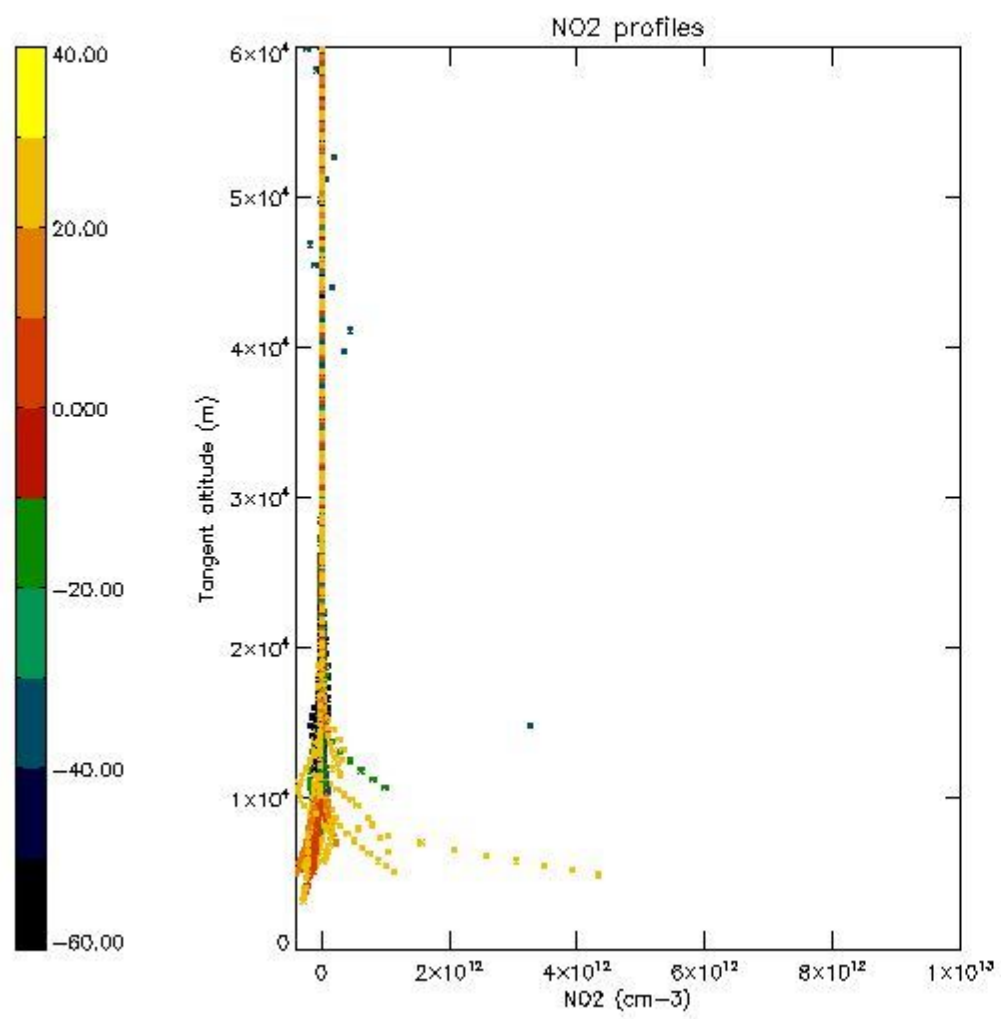
5.5 Plot ozone profiles where $STD < 5\%$ (dark without errors)

The colorbar represents the latitude.



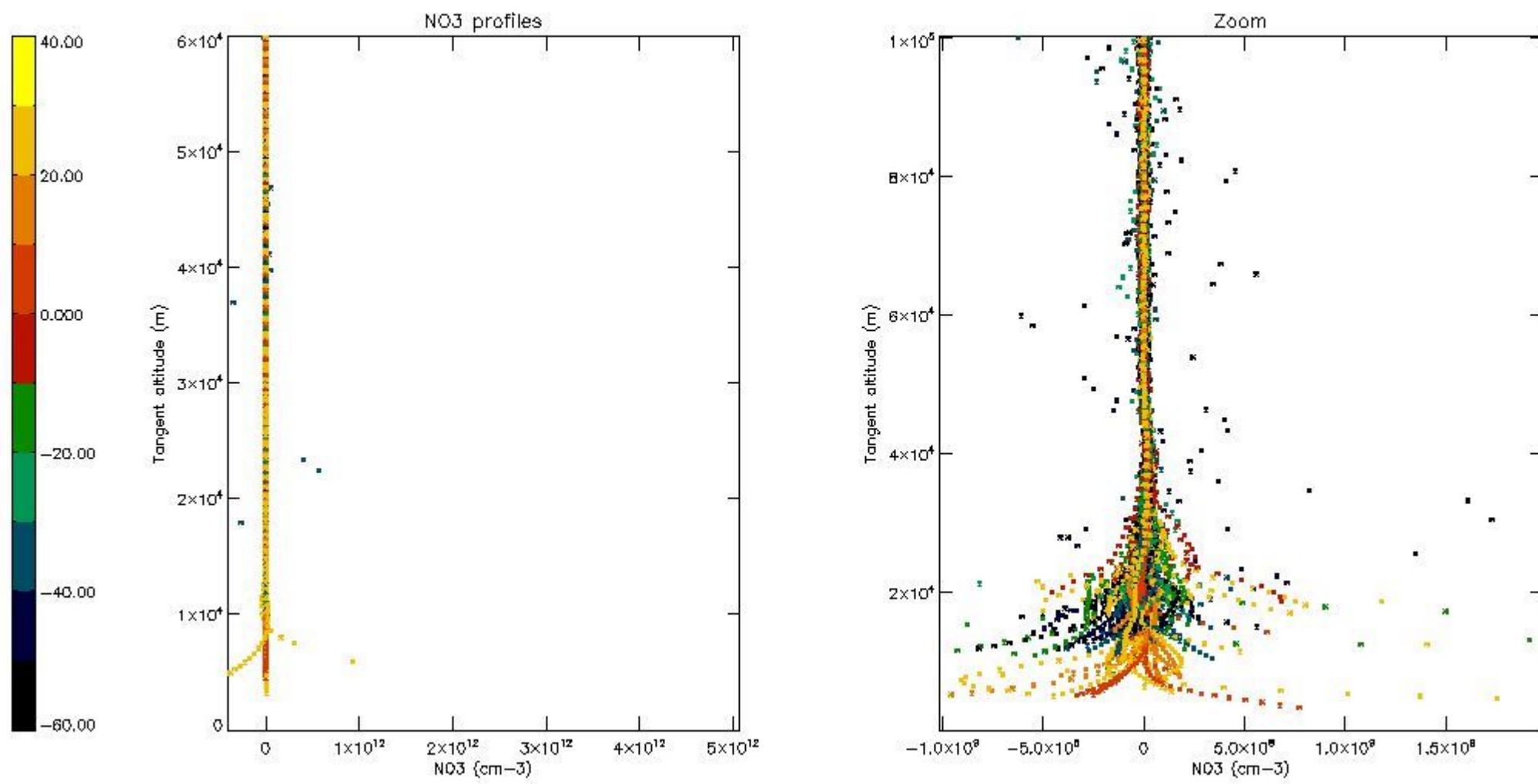
5.6 Plot NO₂ profiles for all STD (dark without errors)

The colorbar represents the latitude.



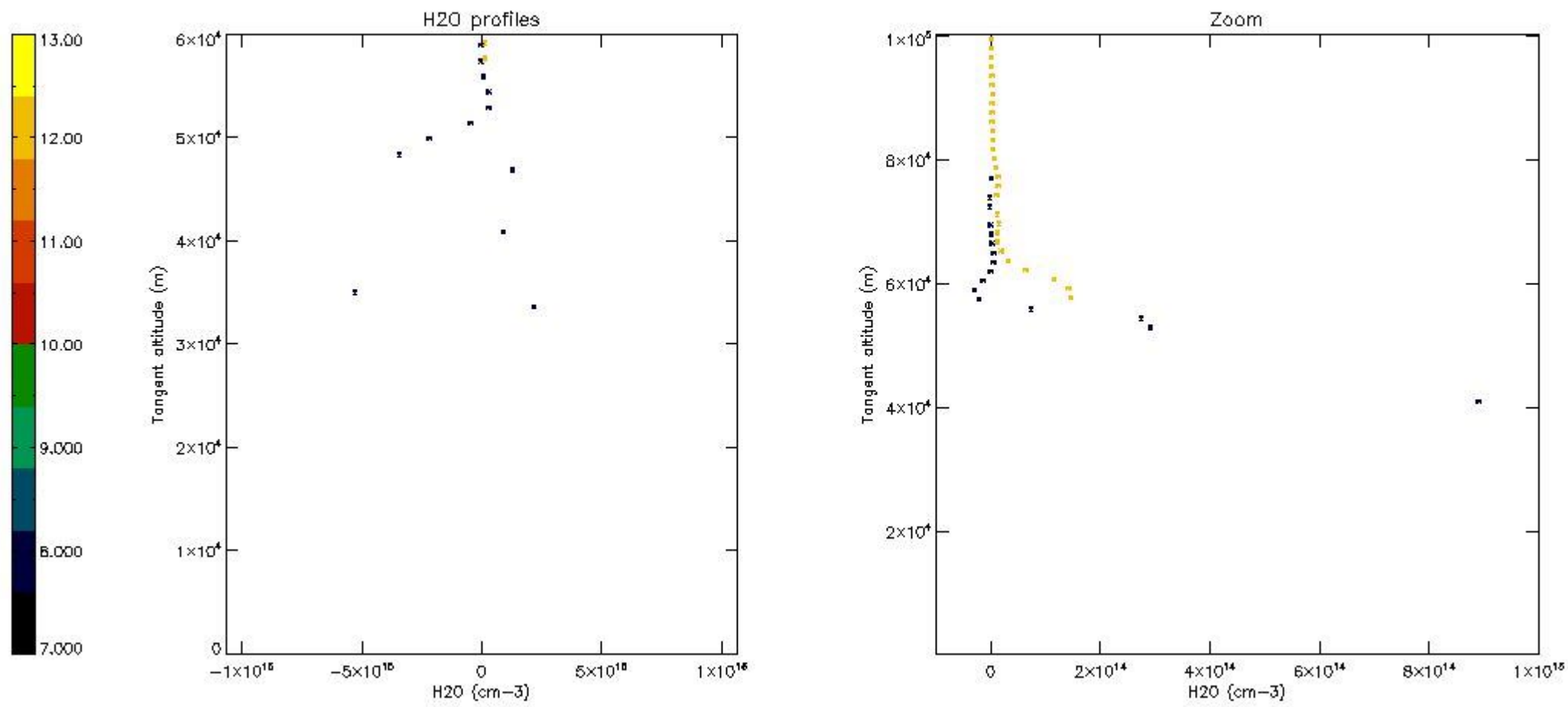
5.7 Plot NO3 profiles for all STD (dark without errors)

The colorbar represents the latitude.



5.8 Plot H2O profiles for all STD (only for occultations of stars 1,2,3,4,13,14,16,26,63 dark without errors)

The colorbar represents the latitude.



6. Auxiliary Data Files used for the production reported in section 2

The number reported in the third column indicates since which file (see list in section 2) the corresponding auxiliary file has been used. The fourth column is the date of those product files.

Type	Auxiliary Filename	Used since product	Used since product date
INST_PHYS_CHARACTERISTICS	GOM_INS_AXVIEC20091111_143220_20030716_120000_20500101_000000	1	08-MAR-2010 00:00:14
LEVEL-2_PROC_CONFIG	GOM_PR2_AXVIEC20091111_152718_20020301_000000_20500101_000000	1	08-MAR-2010 00:00:14
CROSS_SECTIONS_FILE	GOM_CRS_AXVIEC20091111_154832_20020301_000000_20500101_000000	1	08-MAR-2010 00:00:14

GOMOS Level 2 Daily Report

SUMMARY

[1. General Info](#)

[2. Summary of processed GOM_NL_2P products](#)

[3. Level 2 Quality information per product](#)

[3.1 Plot of level 2 quality information per product \(time dependant\)](#)

[3.2 Plot of level 2 quality information per product \(world map\)](#)

[4. Level 1 Quality information per product \(stored on level 2 products\)](#)

[4.1 Plot of level 1 quality information per product \(time dependant\)](#)

[4.1.1 Plot of level 1 quality information per product \(time dependant\): ASCENDING](#)

[4.1.2 Plot of level 1 quality information per product \(time dependant\): DESCENDING](#)

[4.2 Plot of level 1 quality information per product \(world map\)](#)

[4.2.1 Plot of level 1 quality information per product \(world map\): ASCENDING](#)

[4.2.2 Plot of level 1 quality information per product \(world map\): DESCENDING](#)

[5. Ozone profiles based on quality statistics and other trace gas profiles](#)

[5.1 Ozone statistics based on quality of products](#)

[5.2 Plot ozone profiles for all STD \(dark without errors\)](#)

[5.3 Plot ozone profiles where STD < 20% \(dark without errors\)](#)

[5.4. Plot ozone profiles where STD < 10% \(dark without errors\)](#)

[5.5. Plot ozone profiles where STD < 5% \(dark without errors\)](#)

[5.6 Plot NO2 profiles for all STD \(dark without errors\)](#)

[5.7 Plot NO3 profiles for all STD \(dark without errors\)](#)

[5.8 Plot H2O profiles \(only for occultations of stars 1,2,3,4,13,14,16,26,63 dark without errors\) for all STD](#)

[6. Auxiliary Data Files used for the production reported in section 2](#)

This report presents the daily analysis on parameters extracted from GOMOS level 2 data (GOM_NL__2P). It is intended to monitor some important parameters that will impact the quality of these products. A list of level 2 products (and content) that have arrived during the reporting day to the PCF is also given.

Item	Value
Time of report generation	26APR2013 18:02:49
Data source version	GOMOS/6.01
Start time of products	08-03-2010 (08MAR2010 00:00:00)
Stop time of products	09-03-2010 (09MAR2010 00:00:00)
Store outputs in DB	Yes
Nb of level 2 prods	342
Nb of prods with errors	0

2. Summary of processed GOM_NL__2P products.

Nr	Filename	UTC Start time	Limb	Duration	Star Id	Star Name	Star Mag	Star Temp	Nb Meas	Orbit	Prod. error
1	GOM_NL__2PRFIN20100308_000014_000000392087_00288_41925_8311.N1	08-MAR-2010 00:00:14	Bright	39.000	82	48Bet UMa	2.3650	10600.	78	41925	No
2	GOM_NL__2PRFIN20100308_000139_000000432087_00288_41925_8312.N1	08-MAR-2010 00:01:39	Bright	43.000	36	50Alp UMa	1.8000	6300.0	86	41925	No
3	GOM_NL__2PRFIN20100308_000852_000000372087_00288_41925_8313.N1	08-MAR-2010 00:08:52	Bright	37.000	60	7Bet UMi	2.0810	3950.0	74	41925	No
4	GOM_NL__2PRFIN20100308_001321_000000472087_00288_41925_8314.N1	08-MAR-2010 00:13:21	Bright	47.000	119	14Eta Dra	2.7270	4700.0	94	41925	No
5	GOM_NL__2PRFIN20100308_001802_000000512087_00288_41925_8315.N1	08-MAR-2010 00:18:02	Bright	50.500	130	23Bet Dra	2.7990	5800.0	101	41925	No
6	GOM_NL__2PRFIN20100308_002130_000000372087_00288_41925_8316.N1	08-MAR-2010 00:21:30	Bright	37.000	144	18Del Cyg	2.8600	11000.	74	41925	No
7	GOM_NL__2PRFIN20100308_002247_000000382087_00288_41925_8317.N1	08-MAR-2010 00:22:47	Bright	38.000	66	37Gam Cyg	2.2080	5900.0	76	41925	No
8	GOM_NL__2PRFIN20100308_003146_000000482087_00288_41925_8318.N1	08-MAR-2010 00:31:46	Bright	48.000	168	17Zet Aql	2.9860	11000.	96	41925	No
9	GOM_NL__2PRFIN20100308_004149_000000442087_00288_41925_8319.N1	08-MAR-2010 00:41:49	Dark	43.500	155	41Pi Sgr	2.9000	6600.0	87	41925	No
10	GOM_NL__2PRFIN20100308_004344_000000442087_00288_41925_8320.N1	08-MAR-2010 00:43:44	Dark	44.000	57	34Sig Sgr	2.0660	26000.	88	41925	No
11	GOM_NL__2PRFIN20100308_004701_000000512087_00288_41925_8321.N1	08-MAR-2010 00:47:01	Dark	51.000	38	20Eps Sgr	1.8360	11000.	102	41925	No
12	GOM_NL__2PRFIN20100308_005003_000000452087_00288_41925_8322.N1	08-MAR-2010 00:50:03	Dark	44.500	85	Kap Sco	2.4070	28000.	89	41925	No
13	GOM_NL__2PRFIN20100308_005325_000000442087_00289_41926_8307.N1	08-MAR-2010 00:53:25	Dark	43.500	141	Bet Ara	2.8400	4600.0	87	41926	No
14	GOM_NL__2PRFIN20100308_005719_000000392087_00289_41926_8308.N1	08-MAR-2010 00:57:19	Dark	38.500	134	Bet TrA	2.8100	6600.0	77	41926	No
15	GOM_NL__2PRFIN20100308_010000_000000542087_00289_41926_8309.N1	08-MAR-2010 01:00:00	Dark	54.000	4	Alp1Cen	-0.010000	5800.0	108	41926	No
16	GOM_NL__2PRFIN20100308_010117_000000552087_00289_41926_8310.N1	08-MAR-2010 01:01:17	Dark	54.500	10	Bet Cen	0.61000	28000.	109	41926	No
17	GOM_NL__2PRFIN20100308_010314_000000422087_00289_41926_8311.N1	08-MAR-2010 01:03:14	Dark	42.000	77	Eps Cen	2.3030	28000.	84	41926	No
18	GOM_NL__2PRFIN20100308_010444_000000452087_00289_41926_8312.N1	08-MAR-2010 01:04:44	Dark	44.500	26	Gam Cru	1.6240	2900.0	89	41926	No
19	GOM_NL__2PRFIN20100308_010618_000000452087_00289_41926_8313.N1	08-MAR-2010 01:06:18	Straylight	45.000	64	Gam Cen	2.2000	10600.	90	41926	No
20	GOM_NL__2PRFIN20100308_010810_000000542087_00289_41926_8314.N1	08-MAR-2010 01:08:10	Straylight	54.000	123	Iot Cen	2.7500	10200.	108	41926	No
21	GOM_NL__2PRFIN20100308_011526_000000562087_00289_41926_8315.N1	08-MAR-2010 01:15:26	Straylight	55.500	171	2Eps Crv	3.0010	4250.0	111	41926	No
22	GOM_NL__2PRFIN20100308_012701_000000422087_00289_41926_8316.N1	08-MAR-2010 01:27:01	Bright	42.000	22	32Alp Leo	1.3600	15200.	84	41926	No
23	GOM_NL__2PRFIN20100308_012927_000000432087_00289_41926_8317.N1	08-MAR-2010 01:29:27	Bright	42.500	51	41Gam1Leo	2.0100	4500.0	85	41926	No
24	GOM_NL__2PRFIN20100308_013750_000000412087_00289_41926_8318.N1	08-MAR-2010 01:37:50	Bright	41.000	174	52Psi UMa	3.0040	4400.0	82	41926	No
25	GOM_NL__2PRFIN20100308_014050_000000372087_00289_41926_8319.N1	08-MAR-2010 01:40:50	Bright	36.500	82	48Bet UMa	2.3650	10600.	73	41926	No
26	GOM_NL__2PRFIN20100308_014215_000000412087_00289_41926_8320.N1	08-MAR-2010 01:42:15	Bright	40.500	36	50Alp UMa	1.8000	6300.0	81	41926	No
27	GOM_NL__2PRFIN20100308_014927_000000432087_00289_41926_8321.N1	08-MAR-2010 01:49:27	Bright	43.000	60	7Bet UMi	2.0810	3950.0	86	41926	No
28	GOM_NL__2PRFIN20100308_015356_000000472087_00289_41926_8322.N1	08-MAR-2010 01:53:56	Bright	47.000	119	14Eta Dra	2.7270	4700.0	94	41926	No
29	GOM_NL__2PRFIN20100308_015837_000000502087_00289_41926_8323.N1	08-MAR-2010 01:58:37	Bright	49.500	130	23Bet Dra	2.7990	5800.0	99	41926	No
30	GOM_NL__2PRFIN20100308_020206_000000552087_00289_41926_8324.N1	08-MAR-2010 02:02:06	Bright	54.500	144	18Del Cyg	2.8600	11000.	109	41926	No
31	GOM_NL__2PRFIN20100308_020323_000000382087_00289_41926_8325.N1	08-MAR-2010 02:03:23	Bright	37.500	66	37Gam Cyg	2.2080	5900.0	75	41926	No
32	GOM_NL__2PRFIN20100308_021222_000000492087_00289_41926_8326.N1	08-MAR-2010 02:12:22	Bright	48.500	168	17Zet Aql	2.9860	11000.	97	41926	No
33	GOM_NL__2PRFIN20100308_022226_000000442087_00289_41926_8327.N1	08-MAR-2010 02:22:26	Dark	43.500	155	41Pi Sgr	2.9000	6600.0	87	41926	No
34	GOM_NL__2PRFIN20100308_022421_000000452087_00289_41926_8328.N1	08-MAR-2010 02:24:21	Dark	45.000	57	34Sig Sgr	2.0660	26000.	90	41926	No
35	GOM_NL__2PRFIN20100308_022737_000000462087_00289_41926_8329.N1	08-MAR-2010 02:27:37	Dark	46.000	38	20Eps Sgr	1.8360	11000.	92	41926	No
36	GOM_NL__2PRFIN20100308_023402_000000462087_00290_41927_8315.N1	08-MAR-2010 02:34:02	Dark	46.000	141	Bet Ara	2.8400	4600.0	92	41927	No
37	GOM_NL__2PRFIN20100308_023756_000000402087_00290_41927_8316.N1	08-MAR-2010 02:37:56	Dark	39.500	134	Bet TrA	2.8100	6600.0	79	41927	No
38	GOM_NL__2PRFIN20100308_024037_000000442087_00290_41927_8317.N1	08-MAR-2010 02:40:37	Dark	44.000	4	Alp1Cen	-0.010000	5800.0	88	41927	No
39	GOM_NL__2PRFIN20100308_024153_000000492087_00290_41927_8318.N1	08-MAR-2010 02:41:53	Dark	49.000	10	Bet Cen	0.61000	28000.	98	41927	No
40	GOM_NL__2PRFIN20100308_024350_000000412087_00290_41927_8319.N1	08-MAR-2010 02:43:50	Dark	41.000	77	Eps Cen	2.3030	28000.	82	41927	No
41	GOM_NL__2PRFIN20100308_024520_000000532087_00290_41927_8320.N1	08-MAR-2010 02:45:20	Dark	53.000	26	Gam Cru	1.6240	2900.0	106	41927	No
42	GOM_NL__2PRFIN20100308_024655_000000492087_00290_41927_8321.N1	08-MAR-2010 02:46:55	Straylight	48.500	64	Gam Cen	2.2000	10600.	97	41927	No

43	GOM_NL__2PRFIN20100308_024847_000000542087_00290_41927_8322.N1	08-MAR-2010 02:48:47	Straylight	53.500	123	lot Cen	2.7500	10200.	107	41927	No
44	GOM_NL__2PRFIN20100308_025602_000000572087_00290_41927_8323.N1	08-MAR-2010 02:56:02	Straylight	56.500	171	2Eps Crv	3.0010	4250.0	113	41927	No
45	GOM_NL__2PRFIN20100308_030737_000000402087_00290_41927_8324.N1	08-MAR-2010 03:07:37	Bright	40.000	22	32Alp Leo	1.3600	15200.	80	41927	No
46	GOM_NL__2PRFIN20100308_031003_000000432087_00290_41927_8325.N1	08-MAR-2010 03:10:03	Bright	42.500	51	41Gam1Leo	2.0100	4500.0	85	41927	No
47	GOM_NL__2PRFIN20100308_031826_000000422087_00290_41927_8326.N1	08-MAR-2010 03:18:26	Bright	41.500	174	52Psi UMa	3.0040	4400.0	83	41927	No
48	GOM_NL__2PRFIN20100308_032125_000000422087_00290_41927_8327.N1	08-MAR-2010 03:21:25	Bright	41.500	82	48Bet UMa	2.3650	10600.	83	41927	No
49	GOM_NL__2PRFIN20100308_032251_000000412087_00290_41927_8328.N1	08-MAR-2010 03:22:51	Bright	41.000	36	50Alp UMa	1.8000	6300.0	82	41927	No
50	GOM_NL__2PRFIN20100308_033003_000000372087_00290_41927_8329.N1	08-MAR-2010 03:30:03	Bright	36.500	60	7Bet UMi	2.0810	3950.0	73	41927	No
51	GOM_NL__2PRFIN20100308_033431_000000482087_00290_41927_8330.N1	08-MAR-2010 03:34:31	Bright	48.000	119	14Eta Dra	2.7270	4700.0	96	41927	No
52	GOM_NL__2PRFIN20100308_033913_000000482087_00290_41927_8331.N1	08-MAR-2010 03:39:13	Bright	48.000	130	23Bet Dra	2.7990	5800.0	96	41927	No
53	GOM_NL__2PRFIN20100308_034242_000000362087_00290_41927_8332.N1	08-MAR-2010 03:42:42	Bright	36.000	144	18Del Cyg	2.8600	11000.	72	41927	No
54	GOM_NL__2PRFIN20100308_034359_000000362087_00290_41927_8333.N1	08-MAR-2010 03:43:59	Bright	35.500	66	37Gam Cyg	2.2080	5900.0	71	41927	No
55	GOM_NL__2PRFIN20100308_035259_000000502087_00290_41927_8334.N1	08-MAR-2010 03:52:59	Bright	49.500	168	17Zet Aql	2.9860	11000.	99	41927	No
56	GOM_NL__2PRFIN20100308_040302_000000432087_00290_41927_8335.N1	08-MAR-2010 04:03:02	Dark	42.500	155	41Pi Sgr	2.9000	6600.0	85	41927	No
57	GOM_NL__2PRFIN20100308_040457_000000432087_00290_41927_8336.N1	08-MAR-2010 04:04:57	Dark	43.000	57	34Sig Sgr	2.0660	26000.	86	41927	No
58	GOM_NL__2PRFIN20100308_040814_000000482087_00290_41927_8337.N1	08-MAR-2010 04:08:14	Dark	47.500	38	20Eps Sgr	1.8360	11000.	95	41927	No
59	GOM_NL__2PRFIN20100308_041116_000000442087_00290_41927_8338.N1	08-MAR-2010 04:11:16	Dark	43.500	85	Kap Sco	2.4070	28000.	87	41927	No
60	GOM_NL__2PRFIN20100308_041438_000000472087_00291_41928_8343.N1	08-MAR-2010 04:14:38	Dark	47.000	141	Bet Ara	2.8400	4600.0	94	41928	No
61	GOM_NL__2PRFIN20100308_041832_000000392087_00291_41928_8344.N1	08-MAR-2010 04:18:32	Dark	38.500	134	Bet TrA	2.8100	6600.0	77	41928	No
62	GOM_NL__2PRFIN20100308_042113_000000432087_00291_41928_8345.N1	08-MAR-2010 04:21:13	Dark	43.000	4	Alp1Cen	-0.010000	5800.0	86	41928	No
63	GOM_NL__2PRFIN20100308_042230_000000522087_00291_41928_8346.N1	08-MAR-2010 04:22:30	Dark	51.500	10	Bet Cen	0.61000	28000.	103	41928	No
64	GOM_NL__2PRFIN20100308_042427_000000442087_00291_41928_8347.N1	08-MAR-2010 04:24:27	Dark	43.500	77	Eps Cen	2.3030	28000.	87	41928	No
65	GOM_NL__2PRFIN20100308_042557_000000472087_00291_41928_8348.N1	08-MAR-2010 04:25:57	Dark	47.000	26	Gam Cru	1.6240	2900.0	94	41928	No
66	GOM_NL__2PRFIN20100308_042731_000000452087_00291_41928_8349.N1	08-MAR-2010 04:27:31	Straylight	44.500	64	Gam Cen	2.2000	10600.	89	41928	No
67	GOM_NL__2PRFIN20100308_042923_000000542087_00291_41928_8350.N1	08-MAR-2010 04:29:23	Straylight	53.500	123	lot Cen	2.7500	10200.	107	41928	No
68	GOM_NL__2PRFIN20100308_043638_000000532087_00291_41928_8351.N1	08-MAR-2010 04:36:38	Straylight	52.500	171	2Eps Crv	3.0010	4250.0	105	41928	No
69	GOM_NL__2PRFIN20100308_044813_000000412087_00291_41928_8352.N1	08-MAR-2010 04:48:13	Bright	40.500	22	32Alp Leo	1.3600	15200.	81	41928	No
70	GOM_NL__2PRFIN20100308_045039_000000412087_00291_41928_8353.N1	08-MAR-2010 04:50:39	Bright	40.500	51	41Gam1Leo	2.0100	4500.0	81	41928	No
71	GOM_NL__2PRFIN20100308_045901_000000432087_00291_41928_8354.N1	08-MAR-2010 04:59:01	Bright	42.500	174	52Psi UMa	3.0040	4400.0	85	41928	No
72	GOM_NL__2PRFIN20100308_050201_000000402087_00291_41928_8355.N1	08-MAR-2010 05:02:01	Bright	39.500	82	48Bet UMa	2.3650	10600.	79	41928	No
73	GOM_NL__2PRFIN20100308_050326_000000412087_00291_41928_8356.N1	08-MAR-2010 05:03:26	Bright	40.500	36	50Alp UMa	1.8000	6300.0	81	41928	No
74	GOM_NL__2PRFIN20100308_051038_000000412087_00291_41928_8357.N1	08-MAR-2010 05:10:38	Bright	40.500	60	7Bet UMi	2.0810	3950.0	81	41928	No
75	GOM_NL__2PRFIN20100308_051507_000000442087_00291_41928_8358.N1	08-MAR-2010 05:15:07	Bright	43.500	119	14Eta Dra	2.7270	4700.0	87	41928	No
76	GOM_NL__2PRFIN20100308_051948_000000502087_00291_41928_8359.N1	08-MAR-2010 05:19:48	Bright	50.000	130	23Bet Dra	2.7990	5800.0	100	41928	No
77	GOM_NL__2PRFIN20100308_052318_000000552087_00291_41928_8360.N1	08-MAR-2010 05:23:18	Bright	55.000	144	18Del Cyg	2.8600	11000.	110	41928	No
78	GOM_NL__2PRFIN20100308_052435_000000352087_00291_41928_8361.N1	08-MAR-2010 05:24:35	Bright	34.500	66	37Gam Cyg	2.2080	5900.0	69	41928	No
79	GOM_NL__2PRFIN20100308_053335_000000472087_00291_41928_8362.N1	08-MAR-2010 05:33:35	Bright	47.000	168	17Zet Aql	2.9860	11000.	94	41928	No
80	GOM_NL__2PRFIN20100308_054339_000000422087_00291_41928_8363.N1	08-MAR-2010 05:43:39	Dark	42.000	155	41Pi Sgr	2.9000	6600.0	84	41928	No
81	GOM_NL__2PRFIN20100308_054534_000000442087_00291_41928_8364.N1	08-MAR-2010 05:45:34	Dark	43.500	57	34Sig Sgr	2.0660	26000.	87	41928	No
82	GOM_NL__2PRFIN20100308_054850_000000462087_00291_41928_8365.N1	08-MAR-2010 05:48:50	Dark	46.000	38	20Eps Sgr	1.8360	11000.	92	41928	No
83	GOM_NL__2PRFIN20100308_055153_000000472087_00291_41928_8366.N1	08-MAR-2010 05:51:53	Dark	46.500	85	Kap Sco	2.4070	28000.	93	41928	No
84	GOM_NL__2PRFIN20100308_055515_000000442087_00292_41929_8351.N1	08-MAR-2010 05:55:15	Dark	43.500	141	Bet Ara	2.8400	4600.0	87	41929	No
85	GOM_NL__2PRFIN20100308_055909_000000402087_00292_41929_8352.N1	08-MAR-2010 05:59:09	Dark	40.000	134	Bet TrA	2.8100	6600.0	80	41929	No
86	GOM_NL__2PRFIN20100308_060150_000000432087_00292_41929_8353.N1	08-MAR-2010 06:01:50	Dark	42.500	4	Alp1Cen	-0.010000	5800.0	85	41929	No
87	GOM_NL__2PRFIN20100308_060307_000000412087_00292_41929_8354.N1	08-MAR-2010 06:03:07	Dark	41.000	10	Bet Cen	0.61000	28000.	82	41929	No
88	GOM_NL__2PRFIN20100308_060503_000000432087_00292_41929_8355.N1	08-MAR-2010 06:05:03	Dark	43.000	77	Eps Cen	2.3030	28000.	86	41929	No
89	GOM_NL__2PRFIN20100308_060633_000000532087_00292_41929_8356.N1	08-MAR-2010 06:06:33	Dark	52.500	26	Gam Cru	1.6240	2900.0	105	41929	No
90	GOM_NL__2PRFIN20100308_060808_000000462087_00292_41929_8357.N1	08-MAR-2010 06:08:08	Straylight	46.000	64	Gam Cen	2.2000	10600.	92	41929	No
91	GOM_NL__2PRFIN20100308_061000_000000522087_00292_41929_8358.N1	08-MAR-2010 06:10:00	Straylight	52.000	123	lot Cen	2.7500	10200.	104	41929	No
92	GOM_NL__2PRFIN20100308_061714_000000532087_00292_41929_8359.N1	08-MAR-2010 06:17:14	Straylight	53.000	171	2Eps Crv	3.0010	4250.0	106	41929	No
93	GOM_NL__2PRFIN20100308_062849_000000422087_00292_41929_8360.N1	08-MAR-2010 06:28:49	Bright	42.000	22	32Alp Leo	1.3600	15200.	84	41929	No
94	GOM_NL__2PRFIN20100308_063115_000000422087_00292_41929_8361.N1	08-MAR-2010 06:31:15	Bright	41.500	51	41Gam1Leo	2.0100	4500.0	83	41929	No
95	GOM_NL__2PRFIN20100308_063937_000000432087_00292_41929_8362.N1	08-MAR-2010 06:39:37	Bright	42.500	174	52Psi UMa	3.0040	4400.0	85	41929	No
96	GOM_NL__2PRFIN20100308_064236_000000382087_00292_41929_8363.N1	08-MAR-2010 06:42:36	Bright	37.500	82	48Bet UMa	2.3650	10600.	75	41929	No
97	GOM_NL__2PRFIN20100308_064402_000000402087_00292_41929_8364.N1	08-MAR-2010 06:44:02	Bright	39.500	36	50Alp UMa	1.8000	6300.0	79	41929	No
98	GOM_NL__2PRFIN20100308_065114_000000422087_00292_41929_8365.N1	08-MAR-2010 06:51:14	Bright	42.000	60	7Bet UMi	2.0810	3950.0	84	41929	No
99	GOM_NL__2PRFIN20100308_065543_000000482087_00292_41929_8366.N1	08-MAR-2010 06:55:43	Bright	48.000	119	14Eta Dra	2.7270	4700.0	96	41929	No
100	GOM_NL__2PRFIN20100308_070024_000000512087_00292_41929_8367.N1	08-MAR-2010 07:00:24	Bright	50.500	130	23Bet Dra	2.7990	5800.0	101	41929	No
101	GOM_NL__2PRFIN20100308_070354_000000372087_00292_41929_8368.N1	08-MAR-2010 07:03:54	Bright	36.500	144	18Del Cyg	2.8600	11000.	73	41929	No

102	GOM_NL__2PRFIN20100308_070511_000000352087_00292_41929_8369.N1	08-MAR-2010 07:05:11	Bright	35.000	66	37Gam Cyg	2.2080	5900.0	70	41929	No
103	GOM_NL__2PRFIN20100308_071411_000000482087_00292_41929_8370.N1	08-MAR-2010 07:14:11	Bright	48.000	168	17Zet Aql	2.9860	11000.	96	41929	No
104	GOM_NL__2PRFIN20100308_072415_000000442087_00292_41929_8371.N1	08-MAR-2010 07:24:15	Dark	44.000	155	41Pi Sgr	2.9000	6600.0	88	41929	No
105	GOM_NL__2PRFIN20100308_072610_000000472087_00292_41929_8372.N1	08-MAR-2010 07:26:10	Dark	47.000	57	34Sig Sgr	2.0660	26000.	94	41929	No
106	GOM_NL__2PRFIN20100308_072927_000000472087_00292_41929_8373.N1	08-MAR-2010 07:29:27	Dark	47.000	38	20Eps Sgr	1.8360	11000.	94	41929	No
107	GOM_NL__2PRFIN20100308_073230_000000442087_00292_41929_8374.N1	08-MAR-2010 07:32:30	Dark	44.000	85	Kap Sco	2.4070	28000.	88	41929	No
108	GOM_NL__2PRFIN20100308_073551_000000502087_00293_41930_8359.N1	08-MAR-2010 07:35:51	Dark	50.000	141	Bet Ara	2.8400	4600.0	100	41930	No
109	GOM_NL__2PRFIN20100308_073945_000000382087_00293_41930_8360.N1	08-MAR-2010 07:39:45	Dark	37.500	134	Bet TrA	2.8100	6600.0	75	41930	No
110	GOM_NL__2PRFIN20100308_074226_000000502087_00293_41930_8361.N1	08-MAR-2010 07:42:26	Dark	49.500	4	Alp1Cen	-0.010000	5800.0	99	41930	No
111	GOM_NL__2PRFIN20100308_074343_000000412087_00293_41930_8362.N1	08-MAR-2010 07:43:43	Dark	40.500	10	Bet Cen	0.61000	28000.	81	41930	No
112	GOM_NL__2PRFIN20100308_074540_000000432087_00293_41930_8363.N1	08-MAR-2010 07:45:40	Dark	43.000	77	Eps Cen	2.3030	28000.	86	41930	No
113	GOM_NL__2PRFIN20100308_074710_000000542087_00293_41930_8364.N1	08-MAR-2010 07:47:10	Dark	53.500	26	Gam Cru	1.6240	2900.0	107	41930	No
114	GOM_NL__2PRFIN20100308_074844_000000432087_00293_41930_8365.N1	08-MAR-2010 07:48:44	Straylight	43.000	64	Gam Cen	2.2000	10600.	86	41930	No
115	GOM_NL__2PRFIN20100308_075037_000000562087_00293_41930_8366.N1	08-MAR-2010 07:50:37	Straylight	55.500	123	lot Cen	2.7500	10200.	111	41930	No
116	GOM_NL__2PRFIN20100308_075751_000000512087_00293_41930_8367.N1	08-MAR-2010 07:57:51	Straylight	51.000	171	2Eps Crv	3.0010	4250.0	102	41930	No
117	GOM_NL__2PRFIN20100308_080925_000000432087_00293_41930_8368.N1	08-MAR-2010 08:09:25	Bright	42.500	22	32Alp Leo	1.3600	15200.	85	41930	No
118	GOM_NL__2PRFIN20100308_081151_000000422087_00293_41930_8369.N1	08-MAR-2010 08:11:51	Bright	41.500	51	41Gam1Leo	2.0100	4500.0	83	41930	No
119	GOM_NL__2PRFIN20100308_082012_000000412087_00293_41930_8370.N1	08-MAR-2010 08:20:12	Bright	40.500	174	52Psi UMa	3.0040	4400.0	81	41930	No
120	GOM_NL__2PRFIN20100308_082312_000000402087_00293_41930_8371.N1	08-MAR-2010 08:23:12	Bright	39.500	82	48Bet UMa	2.3650	10600.	79	41930	No
121	GOM_NL__2PRFIN20100308_082437_000000382087_00293_41930_8372.N1	08-MAR-2010 08:24:37	Bright	38.000	36	50Alp UMa	1.8000	6300.0	76	41930	No
122	GOM_NL__2PRFIN20100308_083150_000000432087_00293_41930_8373.N1	08-MAR-2010 08:31:50	Bright	43.000	60	7Bet UMi	2.0810	3950.0	86	41930	No
123	GOM_NL__2PRFIN20100308_083618_000000482087_00293_41930_8374.N1	08-MAR-2010 08:36:18	Bright	48.000	119	14Eta Dra	2.7270	4700.0	96	41930	No
124	GOM_NL__2PRFIN20100308_084100_000000512087_00293_41930_8375.N1	08-MAR-2010 08:41:00	Bright	51.000	130	23Bet Dra	2.7990	5800.0	102	41930	No
125	GOM_NL__2PRFIN20100308_084430_000000382087_00293_41930_8376.N1	08-MAR-2010 08:44:30	Bright	37.500	144	18Del Cyg	2.8600	11000.	75	41930	No
126	GOM_NL__2PRFIN20100308_084547_000000362087_00293_41930_8377.N1	08-MAR-2010 08:45:47	Bright	35.500	66	37Gam Cyg	2.2080	5900.0	71	41930	No
127	GOM_NL__2PRFIN20100308_085448_000000492087_00293_41930_8378.N1	08-MAR-2010 08:54:48	Bright	48.500	168	17Zet Aql	2.9860	11000.	97	41930	No
128	GOM_NL__2PRFIN20100308_090452_000000452087_00293_41930_8379.N1	08-MAR-2010 09:04:52	Dark	44.500	155	41Pi Sgr	2.9000	6600.0	89	41930	No
129	GOM_NL__2PRFIN20100308_090647_000000452087_00293_41930_8380.N1	08-MAR-2010 09:06:47	Dark	45.000	57	34Sig Sgr	2.0660	26000.	90	41930	No
130	GOM_NL__2PRFIN20100308_091004_000000492087_00293_41930_8381.N1	08-MAR-2010 09:10:04	Dark	49.000	38	20Eps Sgr	1.8360	11000.	98	41930	No
131	GOM_NL__2PRFIN20100308_091307_000000442087_00293_41930_8382.N1	08-MAR-2010 09:13:07	Dark	44.000	85	Kap Sco	2.4070	28000.	88	41930	No
132	GOM_NL__2PRFIN20100308_091628_000000452087_00294_41931_8367.N1	08-MAR-2010 09:16:28	Dark	45.000	141	Bet Ara	2.8400	4600.0	90	41931	No
133	GOM_NL__2PRFIN20100308_092022_000000412087_00294_41931_8368.N1	08-MAR-2010 09:20:22	Dark	40.500	134	Bet TrA	2.8100	6600.0	81	41931	No
134	GOM_NL__2PRFIN20100308_092303_000000462087_00294_41931_8369.N1	08-MAR-2010 09:23:03	Dark	45.500	4	Alp1Cen	-0.010000	5800.0	91	41931	No
135	GOM_NL__2PRFIN20100308_092419_000000432087_00294_41931_8370.N1	08-MAR-2010 09:24:19	Dark	43.000	10	Bet Cen	0.61000	28000.	86	41931	No
136	GOM_NL__2PRFIN20100308_092616_000000442087_00294_41931_8371.N1	08-MAR-2010 09:26:16	Dark	44.000	77	Eps Cen	2.3030	28000.	88	41931	No
137	GOM_NL__2PRFIN20100308_092746_000000532087_00294_41931_8372.N1	08-MAR-2010 09:27:46	Dark	53.000	26	Gam Cru	1.6240	2900.0	106	41931	No
138	GOM_NL__2PRFIN20100308_092921_000000452087_00294_41931_8373.N1	08-MAR-2010 09:29:21	Straylight	45.000	64	Gam Cen	2.2000	10600.	90	41931	No
139	GOM_NL__2PRFIN20100308_093113_000000532087_00294_41931_8374.N1	08-MAR-2010 09:31:13	Straylight	52.500	123	lot Cen	2.7500	10200.	105	41931	No
140	GOM_NL__2PRFIN20100308_093827_000000542087_00294_41931_8375.N1	08-MAR-2010 09:38:27	Straylight	53.500	171	2Eps Crv	3.0010	4250.0	107	41931	No
141	GOM_NL__2PRFIN20100308_095001_000000402087_00294_41931_8376.N1	08-MAR-2010 09:50:01	Bright	40.000	22	32Alp Leo	1.3600	15200.	80	41931	No
142	GOM_NL__2PRFIN20100308_095226_000000422087_00294_41931_8377.N1	08-MAR-2010 09:52:26	Bright	42.000	51	41Gam1Leo	2.0100	4500.0	84	41931	No
143	GOM_NL__2PRFIN20100308_100048_000000402087_00294_41931_8378.N1	08-MAR-2010 10:00:48	Bright	40.000	174	52Psi UMa	3.0040	4400.0	80	41931	No
144	GOM_NL__2PRFIN20100308_100348_000000382087_00294_41931_8379.N1	08-MAR-2010 10:03:48	Bright	38.000	82	48Bet UMa	2.3650	10600.	76	41931	No
145	GOM_NL__2PRFIN20100308_100513_000000392087_00294_41931_8380.N1	08-MAR-2010 10:05:13	Bright	38.500	36	50Alp UMa	1.8000	6300.0	77	41931	No
146	GOM_NL__2PRFIN20100308_101225_000000462087_00294_41931_8381.N1	08-MAR-2010 10:12:25	Bright	45.500	60	7Bet UMi	2.0810	3950.0	91	41931	No
147	GOM_NL__2PRFIN20100308_101654_000000492087_00294_41931_8382.N1	08-MAR-2010 10:16:54	Bright	49.000	119	14Eta Dra	2.7270	4700.0	98	41931	No
148	GOM_NL__2PRFIN20100308_102135_000000482087_00294_41931_8383.N1	08-MAR-2010 10:21:35	Bright	48.000	130	23Bet Dra	2.7990	5800.0	96	41931	No
149	GOM_NL__2PRFIN20100308_102506_000000362087_00294_41931_8384.N1	08-MAR-2010 10:25:06	Bright	36.000	144	18Del Cyg	2.8600	11000.	72	41931	No
150	GOM_NL__2PRFIN20100308_102623_000000352087_00294_41931_8385.N1	08-MAR-2010 10:26:23	Bright	34.500	66	37Gam Cyg	2.2080	5900.0	69	41931	No
151	GOM_NL__2PRFIN20100308_103524_000000482087_00294_41931_8386.N1	08-MAR-2010 10:35:24	Bright	48.000	168	17Zet Aql	2.9860	11000.	96	41931	No
152	GOM_NL__2PRFIN20100308_104528_000000432087_00294_41931_8387.N1	08-MAR-2010 10:45:28	Dark	42.500	155	41Pi Sgr	2.9000	6600.0	85	41931	No
153	GOM_NL__2PRFIN20100308_104724_000000452087_00294_41931_8388.N1	08-MAR-2010 10:47:24	Dark	44.500	57	34Sig Sgr	2.0660	26000.	89	41931	No
154	GOM_NL__2PRFIN20100308_105041_000000462087_00294_41931_8389.N1	08-MAR-2010 10:50:41	Dark	46.000	38	20Eps Sgr	1.8360	11000.	92	41931	No
155	GOM_NL__2PRFIN20100308_105343_000000452087_00294_41931_8390.N1	08-MAR-2010 10:53:43	Dark	44.500	85	Kap Sco	2.4070	28000.	89	41931	No
156	GOM_NL__2PRFIN20100308_105705_000000482087_00295_41932_8375.N1	08-MAR-2010 10:57:05	Dark	47.500	141	Bet Ara	2.8400	4600.0	95	41932	No
157	GOM_NL__2PRFIN20100308_110058_000000392087_00295_41932_8376.N1	08-MAR-2010 11:00:58	Dark	38.500	134	Bet TrA	2.8100	6600.0	77	41932	No
158	GOM_NL__2PRFIN20100308_110339_000000442087_00295_41932_8377.N1	08-MAR-2010 11:03:39	Dark	43.500	4	Alp1Cen	-0.010000	5800.0	87	41932	No
159	GOM_NL__2PRFIN20100308_110456_000000452087_00295_41932_8378.N1	08-MAR-2010 11:04:56	Dark	45.000	10	Bet Cen	0.61000	28000.	90	41932	No
160	GOM_NL__2PRFIN20100308_110653_000000442087_00295_41932_8379.N1	08-MAR-2010 11:06:53	Dark	43.500	77	Eps Cen	2.3030	28000.	87	41932	No

161	GOM_NL__2PRFIN20100308_110822_000000552087_00295_41932_8380.N1	08-MAR-2010 11:08:22	Dark	54.500	26	Gam Cru	1.6240	2900.0	109	41932	No
162	GOM_NL__2PRFIN20100308_110957_000000472087_00295_41932_8381.N1	08-MAR-2010 11:09:57	Straylight	46.500	64	Gam Cen	2.2000	10600.	93	41932	No
163	GOM_NL__2PRFIN20100308_111150_000000532087_00295_41932_8382.N1	08-MAR-2010 11:11:50	Straylight	53.000	123	Iot Cen	2.7500	10200.	106	41932	No
164	GOM_NL__2PRFIN20100308_111903_000000572087_00295_41932_8383.N1	08-MAR-2010 11:19:03	Straylight	56.500	171	2Eps Crv	3.0010	4250.0	113	41932	No
165	GOM_NL__2PRFIN20100308_113037_000000422087_00295_41932_8384.N1	08-MAR-2010 11:30:37	Bright	42.000	22	32Alp Leo	1.3600	15200.	84	41932	No
166	GOM_NL__2PRFIN20100308_113302_000000412087_00295_41932_8385.N1	08-MAR-2010 11:33:02	Bright	41.000	51	41Gam1Leo	2.0100	4500.0	82	41932	No
167	GOM_NL__2PRFIN20100308_114123_000000452087_00295_41932_8386.N1	08-MAR-2010 11:41:23	Bright	44.500	174	52Psi UMa	3.0040	4400.0	89	41932	No
168	GOM_NL__2PRFIN20100308_114423_000000402087_00295_41932_8387.N1	08-MAR-2010 11:44:23	Bright	39.500	82	48Bet UMa	2.3650	10600.	79	41932	No
169	GOM_NL__2PRFIN20100308_114549_000000422087_00295_41932_8388.N1	08-MAR-2010 11:45:49	Bright	42.000	36	50Alp UMa	1.8000	6300.0	84	41932	No
170	GOM_NL__2PRFIN20100308_115301_000000432087_00295_41932_8389.N1	08-MAR-2010 11:53:01	Bright	42.500	60	7Bet UMi	2.0810	3950.0	85	41932	No
171	GOM_NL__2PRFIN20100308_115729_000000482087_00295_41932_8390.N1	08-MAR-2010 11:57:29	Bright	48.000	119	14Eta Dra	2.7270	4700.0	96	41932	No
172	GOM_NL__2PRFIN20100308_120211_000000472087_00295_41932_8391.N1	08-MAR-2010 12:02:11	Bright	46.500	130	23Bet Dra	2.7990	5800.0	93	41932	No
173	GOM_NL__2PRFIN20100308_120541_000000362087_00295_41932_8392.N1	08-MAR-2010 12:05:41	Bright	35.500	144	18Del Cyg	2.8600	11000.	71	41932	No
174	GOM_NL__2PRFIN20100308_120659_000000342087_00295_41932_8393.N1	08-MAR-2010 12:06:59	Bright	34.000	66	37Gam Cyg	2.2080	5900.0	68	41932	No
175	GOM_NL__2PRFIN20100308_121601_000000482087_00295_41932_8394.N1	08-MAR-2010 12:16:01	Bright	47.500	168	17Zet Aql	2.9860	11000.	95	41932	No
176	GOM_NL__2PRFIN20100308_122605_000000432087_00295_41932_8395.N1	08-MAR-2010 12:26:05	Dark	43.000	155	41Pi Sgr	2.9000	6600.0	86	41932	No
177	GOM_NL__2PRFIN20100308_122800_000000462087_00295_41932_8396.N1	08-MAR-2010 12:28:00	Dark	46.000	57	34Sig Sgr	2.0660	26000.	92	41932	No
178	GOM_NL__2PRFIN20100308_123117_000000502087_00295_41932_8397.N1	08-MAR-2010 12:31:17	Dark	49.500	38	20Eps Sgr	1.8360	11000.	99	41932	No
179	GOM_NL__2PRFIN20100308_123420_000000442087_00295_41932_8398.N1	08-MAR-2010 12:34:20	Dark	44.000	85	Kap Sco	2.4070	28000.	88	41932	No
180	GOM_NL__2PRFIN20100308_123741_000000442087_00296_41933_8383.N1	08-MAR-2010 12:37:41	Dark	43.500	141	Bet Ara	2.8400	4600.0	87	41933	No
181	GOM_NL__2PRFIN20100308_124134_000000402087_00296_41933_8384.N1	08-MAR-2010 12:41:34	Dark	39.500	134	Bet TrA	2.8100	6600.0	79	41933	No
182	GOM_NL__2PRFIN20100308_124416_000000442087_00296_41933_8385.N1	08-MAR-2010 12:44:16	Dark	43.500	4	Alp1Cen	-0.010000	5800.0	87	41933	No
183	GOM_NL__2PRFIN20100308_124532_000000452087_00296_41933_8386.N1	08-MAR-2010 12:45:32	Dark	45.000	10	Bet Cen	0.61000	28000.	90	41933	No
184	GOM_NL__2PRFIN20100308_124730_000000442087_00296_41933_8387.N1	08-MAR-2010 12:47:30	Dark	44.000	77	Eps Cen	2.3030	28000.	88	41933	No
185	GOM_NL__2PRFIN20100308_124859_000000502087_00296_41933_8388.N1	08-MAR-2010 12:48:59	Dark	50.000	26	Gam Cru	1.6240	2900.0	100	41933	No
186	GOM_NL__2PRFIN20100308_125034_000000462087_00296_41933_8389.N1	08-MAR-2010 12:50:34	Straylight	46.000	64	Gam Cen	2.2000	10600.	92	41933	No
187	GOM_NL__2PRFIN20100308_125227_000000532087_00296_41933_8390.N1	08-MAR-2010 12:52:27	Straylight	53.000	123	Iot Cen	2.7500	10200.	106	41933	No
188	GOM_NL__2PRFIN20100308_125939_000000572087_00296_41933_8391.N1	08-MAR-2010 12:59:39	Straylight	56.500	171	2Eps Crv	3.0010	4250.0	113	41933	No
189	GOM_NL__2PRFIN20100308_131112_000000412087_00296_41933_8392.N1	08-MAR-2010 13:11:12	Bright	41.000	22	32Alp Leo	1.3600	15200.	82	41933	No
190	GOM_NL__2PRFIN20100308_131337_000000432087_00296_41933_8393.N1	08-MAR-2010 13:13:37	Bright	42.500	51	41Gam1Leo	2.0100	4500.0	85	41933	No
191	GOM_NL__2PRFIN20100308_132158_000000422087_00296_41933_8394.N1	08-MAR-2010 13:21:58	Bright	41.500	174	52Psi UMa	3.0040	4400.0	83	41933	No
192	GOM_NL__2PRFIN20100308_132458_000000402087_00296_41933_8395.N1	08-MAR-2010 13:24:58	Bright	40.000	82	48Bet UMa	2.3650	10600.	80	41933	No
193	GOM_NL__2PRFIN20100308_132624_000000432087_00296_41933_8396.N1	08-MAR-2010 13:26:24	Bright	42.500	36	50Alp UMa	1.8000	6300.0	85	41933	No
194	GOM_NL__2PRFIN20100308_133336_000000382087_00296_41933_8397.N1	08-MAR-2010 13:33:36	Bright	37.500	60	7Bet UMi	2.0810	3950.0	75	41933	No
195	GOM_NL__2PRFIN20100308_133804_000000472087_00296_41933_8398.N1	08-MAR-2010 13:38:04	Bright	47.000	119	14Eta Dra	2.7270	4700.0	94	41933	No
196	GOM_NL__2PRFIN20100308_134246_000000482087_00296_41933_8399.N1	08-MAR-2010 13:42:46	Bright	48.000	130	23Bet Dra	2.7990	5800.0	96	41933	No
197	GOM_NL__2PRFIN20100308_134618_000000372087_00296_41933_8400.N1	08-MAR-2010 13:46:18	Bright	37.000	144	18Del Cyg	2.8600	11000.	74	41933	No
198	GOM_NL__2PRFIN20100308_134735_000000352087_00296_41933_8401.N1	08-MAR-2010 13:47:35	Bright	35.000	66	37Gam Cyg	2.2080	5900.0	70	41933	No
199	GOM_NL__2PRFIN20100308_135637_000000492087_00296_41933_8402.N1	08-MAR-2010 13:56:37	Bright	48.500	168	17Zet Aql	2.9860	11000.	97	41933	No
200	GOM_NL__2PRFIN20100308_140641_000000432087_00296_41933_8403.N1	08-MAR-2010 14:06:41	Dark	42.500	155	41Pi Sgr	2.9000	6600.0	85	41933	No
201	GOM_NL__2PRFIN20100308_140836_000000462087_00296_41933_8404.N1	08-MAR-2010 14:08:36	Dark	46.000	57	34Sig Sgr	2.0660	26000.	92	41933	No
202	GOM_NL__2PRFIN20100308_141154_000000442087_00296_41933_8405.N1	08-MAR-2010 14:11:54	Dark	44.000	38	20Eps Sgr	1.8360	11000.	88	41933	No
203	GOM_NL__2PRFIN20100308_141457_000000462087_00296_41933_8406.N1	08-MAR-2010 14:14:57	Dark	46.000	85	Kap Sco	2.4070	28000.	92	41933	No
204	GOM_NL__2PRFIN20100308_141817_000000412087_00297_41934_8391.N1	08-MAR-2010 14:18:17	Dark	41.000	141	Bet Ara	2.8400	4600.0	82	41934	No
205	GOM_NL__2PRFIN20100308_142211_000000402087_00297_41934_8392.N1	08-MAR-2010 14:22:11	Dark	40.000	134	Bet TrA	2.8100	6600.0	80	41934	No
206	GOM_NL__2PRFIN20100308_142452_000000452087_00297_41934_8393.N1	08-MAR-2010 14:24:52	Dark	44.500	4	Alp1Cen	-0.010000	5800.0	89	41934	No
207	GOM_NL__2PRFIN20100308_142609_000000412087_00297_41934_8394.N1	08-MAR-2010 14:26:09	Dark	40.500	10	Bet Cen	0.61000	28000.	81	41934	No
208	GOM_NL__2PRFIN20100308_142806_000000432087_00297_41934_8395.N1	08-MAR-2010 14:28:06	Dark	43.000	77	Eps Cen	2.3030	28000.	86	41934	No
209	GOM_NL__2PRFIN20100308_142935_000000532087_00297_41934_8396.N1	08-MAR-2010 14:29:35	Dark	53.000	26	Gam Cru	1.6240	2900.0	106	41934	No
210	GOM_NL__2PRFIN20100308_143110_000000462087_00297_41934_8397.N1	08-MAR-2010 14:31:10	Straylight	45.500	64	Gam Cen	2.2000	10600.	91	41934	No
211	GOM_NL__2PRFIN20100308_143303_000000532087_00297_41934_8398.N1	08-MAR-2010 14:33:03	Straylight	53.000	123	Iot Cen	2.7500	10200.	106	41934	No
212	GOM_NL__2PRFIN20100308_144015_000000582087_00297_41934_8399.N1	08-MAR-2010 14:40:15	Straylight	57.500	171	2Eps Crv	3.0010	4250.0	115	41934	No
213	GOM_NL__2PRFIN20100308_145148_000000402087_00297_41934_8400.N1	08-MAR-2010 14:51:48	Bright	40.000	22	32Alp Leo	1.3600	15200.	80	41934	No
214	GOM_NL__2PRFIN20100308_145413_000000412087_00297_41934_8401.N1	08-MAR-2010 14:54:13	Bright	40.500	51	41Gam1Leo	2.0100	4500.0	81	41934	No
215	GOM_NL__2PRFIN20100308_150234_000000432087_00297_41934_8402.N1	08-MAR-2010 15:02:34	Bright	42.500	174	52Psi UMa	3.0040	4400.0	85	41934	No
216	GOM_NL__2PRFIN20100308_150534_000000402087_00297_41934_8403.N1	08-MAR-2010 15:05:34	Bright	40.000	82	48Bet UMa	2.3650	10600.	80	41934	No
217	GOM_NL__2PRFIN20100308_150700_000000432087_00297_41934_8404.N1	08-MAR-2010 15:07:00	Bright	42.500	36	50Alp UMa	1.8000	6300.0	85	41934	No
218	GOM_NL__2PRFIN20100308_151412_000000422087_00297_41934_8405.N1	08-MAR-2010 15:14:12	Bright	41.500	60	7Bet UMi	2.0810	3950.0	83	41934	No
219	GOM_NL__2PRFIN20100308_151839_000000482087_00297_41934_8406.N1	08-MAR-2010 15:18:39	Bright	47.500	119	14Eta Dra	2.7270	4700.0	95	41934	No

220	GOM_NL__2PRFIN20100308_152322_000000442087_00297_41934_8407.N1	08-MAR-2010 15:23:22	Bright	44.000	130	23Bet Dra	2.7990	5800.0	88	41934	No
221	GOM_NL__2PRFIN20100308_152653_000000372087_00297_41934_8408.N1	08-MAR-2010 15:26:53	Bright	36.500	144	18Del Cyg	2.8600	11000.	73	41934	No
222	GOM_NL__2PRFIN20100308_152811_000000362087_00297_41934_8409.N1	08-MAR-2010 15:28:11	Bright	35.500	66	37Gam Cyg	2.2080	5900.0	71	41934	No
223	GOM_NL__2PRFIN20100308_153713_000000492087_00297_41934_8410.N1	08-MAR-2010 15:37:13	Bright	48.500	168	17Zet Aql	2.9860	11000.	97	41934	No
224	GOM_NL__2PRFIN20100308_154718_000000432087_00297_41934_8411.N1	08-MAR-2010 15:47:18	Dark	42.500	155	41Pi Sgr	2.9000	6600.0	85	41934	No
225	GOM_NL__2PRFIN20100308_154913_000000462087_00297_41934_8412.N1	08-MAR-2010 15:49:13	Dark	45.500	57	34Sig Sgr	2.0660	26000.	91	41934	No
226	GOM_NL__2PRFIN20100308_155231_000000452087_00297_41934_8413.N1	08-MAR-2010 15:52:31	Dark	44.500	38	20Eps Sgr	1.8360	11000.	89	41934	No
227	GOM_NL__2PRFIN20100308_155534_000000452087_00297_41934_8414.N1	08-MAR-2010 15:55:34	Dark	44.500	85	Kap Sco	2.4070	28000.	89	41934	No
228	GOM_NL__2PRFIN20100308_155854_000000432087_00298_41935_8399.N1	08-MAR-2010 15:58:54	Dark	42.500	141	Bet Ara	2.8400	4600.0	85	41935	No
229	GOM_NL__2PRFIN20100308_160247_000000382087_00298_41935_8400.N1	08-MAR-2010 16:02:47	Dark	38.000	134	Bet TrA	2.8100	6600.0	76	41935	No
230	GOM_NL__2PRFIN20100308_160529_000000442087_00298_41935_8401.N1	08-MAR-2010 16:05:29	Dark	43.500	4	Alp1Cen	-0.010000	5800.0	87	41935	No
231	GOM_NL__2PRFIN20100308_160645_000000502087_00298_41935_8402.N1	08-MAR-2010 16:06:45	Dark	49.500	10	Bet Cen	0.61000	28000.	99	41935	No
232	GOM_NL__2PRFIN20100308_160843_000000442087_00298_41935_8403.N1	08-MAR-2010 16:08:43	Dark	43.500	77	Eps Cen	2.3030	28000.	87	41935	No
233	GOM_NL__2PRFIN20100308_161011_000000402087_00298_41935_8404.N1	08-MAR-2010 16:10:11	Dark	39.500	26	Gam Cru	1.6240	2900.0	79	41935	No
234	GOM_NL__2PRFIN20100308_161147_000000422087_00298_41935_8405.N1	08-MAR-2010 16:11:47	Straylight	42.000	64	Gam Cen	2.2000	10600.	84	41935	No
235	GOM_NL__2PRFIN20100308_161340_000000552087_00298_41935_8406.N1	08-MAR-2010 16:13:40	Straylight	54.500	123	lot Cen	2.7500	10200.	109	41935	No
236	GOM_NL__2PRFIN20100308_162052_000000572087_00298_41935_8407.N1	08-MAR-2010 16:20:52	Straylight	56.500	171	2Eps Crv	3.0010	4250.0	113	41935	No
237	GOM_NL__2PRFIN20100308_163224_000000412087_00298_41935_8408.N1	08-MAR-2010 16:32:24	Bright	40.500	22	32Alp Leo	1.3600	15200.	81	41935	No
238	GOM_NL__2PRFIN20100308_163449_000000412087_00298_41935_8409.N1	08-MAR-2010 16:34:49	Bright	41.000	51	41Gam1Leo	2.0100	4500.0	82	41935	No
239	GOM_NL__2PRFIN20100308_164309_000000442087_00298_41935_8410.N1	08-MAR-2010 16:43:09	Bright	43.500	174	52Psi UMa	3.0040	4400.0	87	41935	No
240	GOM_NL__2PRFIN20100308_164610_000000412087_00298_41935_8411.N1	08-MAR-2010 16:46:10	Bright	40.500	82	48Bet UMa	2.3650	10600.	81	41935	No
241	GOM_NL__2PRFIN20100308_164735_000000412087_00298_41935_8412.N1	08-MAR-2010 16:47:35	Bright	40.500	36	50Alp UMa	1.8000	6300.0	81	41935	No
242	GOM_NL__2PRFIN20100308_165448_000000442087_00298_41935_8413.N1	08-MAR-2010 16:54:48	Bright	43.500	60	7Bet UMi	2.0810	3950.0	87	41935	No
243	GOM_NL__2PRFIN20100308_165915_000000492087_00298_41935_8414.N1	08-MAR-2010 16:59:15	Bright	49.000	119	14Eta Dra	2.7270	4700.0	98	41935	No
244	GOM_NL__2PRFIN20100308_170357_000000442087_00298_41935_8415.N1	08-MAR-2010 17:03:57	Bright	44.000	130	23Bet Dra	2.7990	5800.0	88	41935	No
245	GOM_NL__2PRFIN20100308_170730_000000372087_00298_41935_8416.N1	08-MAR-2010 17:07:30	Bright	36.500	144	18Del Cyg	2.8600	11000.	73	41935	No
246	GOM_NL__2PRFIN20100308_170847_000000362087_00298_41935_8417.N1	08-MAR-2010 17:08:47	Bright	35.500	66	37Gam Cyg	2.2080	5900.0	71	41935	No
247	GOM_NL__2PRFIN20100308_171750_000000492087_00298_41935_8418.N1	08-MAR-2010 17:17:50	Bright	49.000	168	17Zet Aql	2.9860	11000.	98	41935	No
248	GOM_NL__2PRFIN20100308_172755_000000472087_00298_41935_8419.N1	08-MAR-2010 17:27:55	Dark	47.000	155	41Pi Sgr	2.9000	6600.0	94	41935	No
249	GOM_NL__2PRFIN20100308_172950_000000432087_00298_41935_8420.N1	08-MAR-2010 17:29:50	Dark	43.000	57	34Sig Sgr	2.0660	26000.	86	41935	No
250	GOM_NL__2PRFIN20100308_173308_000000482087_00298_41935_8421.N1	08-MAR-2010 17:33:08	Dark	48.000	38	20Eps Sgr	1.8360	11000.	96	41935	No
251	GOM_NL__2PRFIN20100308_173611_000000472087_00298_41935_8422.N1	08-MAR-2010 17:36:11	Dark	47.000	85	Kap Sco	2.4070	28000.	94	41935	No
252	GOM_NL__2PRFIN20100308_173931_000000432087_00299_41936_8407.N1	08-MAR-2010 17:39:31	Dark	42.500	141	Bet Ara	2.8400	4600.0	85	41936	No
253	GOM_NL__2PRFIN20100308_174324_000000382087_00299_41936_8408.N1	08-MAR-2010 17:43:24	Dark	38.000	134	Bet TrA	2.8100	6600.0	76	41936	No
254	GOM_NL__2PRFIN20100308_174605_000000572087_00299_41936_8409.N1	08-MAR-2010 17:46:05	Dark	56.500	4	Alp1Cen	-0.010000	5800.0	113	41936	No
255	GOM_NL__2PRFIN20100308_174722_000000512087_00299_41936_8410.N1	08-MAR-2010 17:47:22	Dark	50.500	10	Bet Cen	0.61000	28000.	101	41936	No
256	GOM_NL__2PRFIN20100308_174920_000000442087_00299_41936_8411.N1	08-MAR-2010 17:49:20	Dark	43.500	77	Eps Cen	2.3030	28000.	87	41936	No
257	GOM_NL__2PRFIN20100308_175048_000000562087_00299_41936_8412.N1	08-MAR-2010 17:50:48	Dark	56.000	26	Gam Cru	1.6240	2900.0	112	41936	No
258	GOM_NL__2PRFIN20100308_175223_000000472087_00299_41936_8413.N1	08-MAR-2010 17:52:23	Straylight	47.000	64	Gam Cen	2.2000	10600.	94	41936	No
259	GOM_NL__2PRFIN20100308_175417_000000562087_00299_41936_8414.N1	08-MAR-2010 17:54:17	Straylight	55.500	123	lot Cen	2.7500	10200.	111	41936	No
260	GOM_NL__2PRFIN20100308_180128_000000522087_00299_41936_8415.N1	08-MAR-2010 18:01:28	Straylight	52.000	171	2Eps Crv	3.0010	4250.0	104	41936	No
261	GOM_NL__2PRFIN20100308_181300_000000402087_00299_41936_8416.N1	08-MAR-2010 18:13:00	Bright	40.000	22	32Alp Leo	1.3600	15200.	80	41936	No
262	GOM_NL__2PRFIN20100308_181525_000000422087_00299_41936_8417.N1	08-MAR-2010 18:15:25	Bright	42.000	51	41Gam1Leo	2.0100	4500.0	84	41936	No
263	GOM_NL__2PRFIN20100308_182345_000000452087_00299_41936_8418.N1	08-MAR-2010 18:23:45	Bright	45.000	174	52Psi UMa	3.0040	4400.0	90	41936	No
264	GOM_NL__2PRFIN20100308_182645_000000402087_00299_41936_8419.N1	08-MAR-2010 18:26:45	Bright	39.500	82	48Bet UMa	2.3650	10600.	79	41936	No
265	GOM_NL__2PRFIN20100308_182811_000000392087_00299_41936_8420.N1	08-MAR-2010 18:28:11	Bright	39.000	36	50Alp UMa	1.8000	6300.0	78	41936	No
266	GOM_NL__2PRFIN20100308_183523_000000412087_00299_41936_8421.N1	08-MAR-2010 18:35:23	Bright	40.500	60	7Bet UMi	2.0810	3950.0	81	41936	No
267	GOM_NL__2PRFIN20100308_183950_000000482087_00299_41936_8422.N1	08-MAR-2010 18:39:50	Bright	47.500	119	14Eta Dra	2.7270	4700.0	95	41936	No
268	GOM_NL__2PRFIN20100308_184433_000000392087_00299_41936_8423.N1	08-MAR-2010 18:44:33	Bright	39.000	130	23Bet Dra	2.7990	5800.0	78	41936	No
269	GOM_NL__2PRFIN20100308_184805_000000382087_00299_41936_8424.N1	08-MAR-2010 18:48:05	Bright	37.500	144	18Del Cyg	2.8600	11000.	75	41936	No
270	GOM_NL__2PRFIN20100308_184924_000000372087_00299_41936_8425.N1	08-MAR-2010 18:49:24	Bright	37.000	66	37Gam Cyg	2.2080	5900.0	74	41936	No
271	GOM_NL__2PRFIN20100308_185826_000000472087_00299_41936_8426.N1	08-MAR-2010 18:58:26	Bright	47.000	168	17Zet Aql	2.9860	11000.	94	41936	No
272	GOM_NL__2PRFIN20100308_190831_000000472087_00299_41936_8427.N1	08-MAR-2010 19:08:31	Dark	46.500	155	41Pi Sgr	2.9000	6600.0	93	41936	No
273	GOM_NL__2PRFIN20100308_191027_000000452087_00299_41936_8428.N1	08-MAR-2010 19:10:27	Dark	44.500	57	34Sig Sgr	2.0660	26000.	89	41936	No
274	GOM_NL__2PRFIN20100308_191344_000000472087_00299_41936_8429.N1	08-MAR-2010 19:13:44	Dark	47.000	38	20Eps Sgr	1.8360	11000.	94	41936	No
275	GOM_NL__2PRFIN20100308_191648_000000462087_00299_41936_8430.N1	08-MAR-2010 19:16:48	Dark	46.000	85	Kap Sco	2.4070	28000.	92	41936	No
276	GOM_NL__2PRFIN20100308_192007_000000442087_00300_41937_8415.N1	08-MAR-2010 19:20:07	Dark	43.500	141	Bet Ara	2.8400	4600.0	87	41937	No
277	GOM_NL__2PRFIN20100308_192400_000000412087_00300_41937_8416.N1	08-MAR-2010 19:24:00	Dark	41.000	134	Bet TrA	2.8100	6600.0	82	41937	No
278	GOM_NL__2PRFIN20100308_192642_000000542087_00300_41937_8417.N1	08-MAR-2010 19:26:42	Dark	54.000	4	Alp1Cen	-0.010000	5800.0	108	41937	No

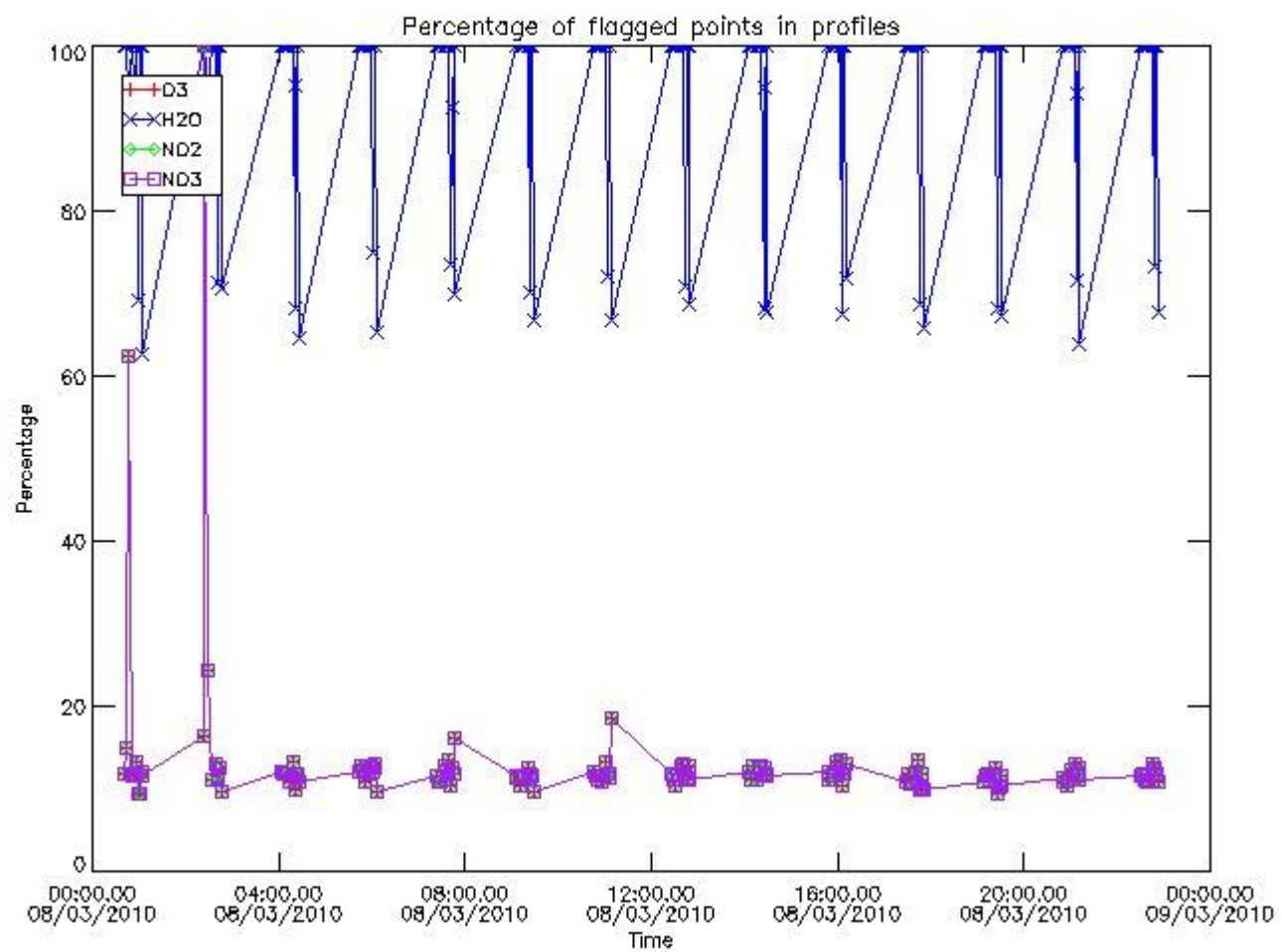
279	GOM_NL__2PRFIN20100308_192758_000000512087_00300_41937_8418.N1	08-MAR-2010 19:27:58	Dark	50.500	10	Bet Cen	0.61000	28000.	101	41937	No
280	GOM_NL__2PRFIN20100308_192956_000000452087_00300_41937_8419.N1	08-MAR-2010 19:29:56	Dark	44.500	77	Eps Cen	2.3030	28000.	89	41937	No
281	GOM_NL__2PRFIN20100308_193124_000000542087_00300_41937_8420.N1	08-MAR-2010 19:31:24	Dark	54.000	26	Gam Cru	1.6240	2900.0	108	41937	No
282	GOM_NL__2PRFIN20100308_193300_000000442087_00300_41937_8421.N1	08-MAR-2010 19:33:00	Straylight	44.000	64	Gam Cen	2.2000	10600.	88	41937	No
283	GOM_NL__2PRFIN20100308_193454_000000542087_00300_41937_8422.N1	08-MAR-2010 19:34:54	Straylight	53.500	123	lot Cen	2.7500	10200.	107	41937	No
284	GOM_NL__2PRFIN20100308_194204_000000522087_00300_41937_8423.N1	08-MAR-2010 19:42:04	Straylight	51.500	171	2Eps Crv	3.0010	4250.0	103	41937	No
285	GOM_NL__2PRFIN20100308_195336_000000412087_00300_41937_8424.N1	08-MAR-2010 19:53:36	Bright	41.000	22	32Alp Leo	1.3600	15200.	82	41937	No
286	GOM_NL__2PRFIN20100308_195601_000000422087_00300_41937_8425.N1	08-MAR-2010 19:56:01	Bright	42.000	51	41Gam1Leo	2.0100	4500.0	84	41937	No
287	GOM_NL__2PRFIN20100308_200420_000000412087_00300_41937_8426.N1	08-MAR-2010 20:04:20	Bright	40.500	174	52Psi UMa	3.0040	4400.0	81	41937	No
288	GOM_NL__2PRFIN20100308_200721_000000412087_00300_41937_8427.N1	08-MAR-2010 20:07:21	Bright	40.500	82	48Bet UMa	2.3650	10600.	81	41937	No
289	GOM_NL__2PRFIN20100308_200847_000000442087_00300_41937_8428.N1	08-MAR-2010 20:08:47	Bright	43.500	36	50Alp UMa	1.8000	6300.0	87	41937	No
290	GOM_NL__2PRFIN20100308_201559_000000392087_00300_41937_8429.N1	08-MAR-2010 20:15:59	Bright	38.500	60	7Bet UMi	2.0810	3950.0	77	41937	No
291	GOM_NL__2PRFIN20100308_202026_000000492087_00300_41937_8430.N1	08-MAR-2010 20:20:26	Bright	49.000	119	14Eta Dra	2.7270	4700.0	98	41937	No
292	GOM_NL__2PRFIN20100308_202508_000000392087_00300_41937_8431.N1	08-MAR-2010 20:25:08	Bright	39.000	130	23Bet Dra	2.7990	5800.0	78	41937	No
293	GOM_NL__2PRFIN20100308_202841_000000382087_00300_41937_8432.N1	08-MAR-2010 20:28:41	Bright	38.000	144	18Del Cyg	2.8600	11000.	76	41937	No
294	GOM_NL__2PRFIN20100308_203000_000000352087_00300_41937_8433.N1	08-MAR-2010 20:30:00	Bright	35.000	66	37Gam Cyg	2.2080	5900.0	70	41937	No
295	GOM_NL__2PRFIN20100308_203903_000000482087_00300_41937_8434.N1	08-MAR-2010 20:39:03	Bright	48.000	168	17Zet Aql	2.9860	11000.	96	41937	No
296	GOM_NL__2PRFIN20100308_204908_000000452087_00300_41937_8435.N1	08-MAR-2010 20:49:08	Dark	45.000	155	41Pi Sgr	2.9000	6600.0	90	41937	No
297	GOM_NL__2PRFIN20100308_205103_000000472087_00300_41937_8436.N1	08-MAR-2010 20:51:03	Dark	47.000	57	34Sig Sgr	2.0660	26000.	94	41937	No
298	GOM_NL__2PRFIN20100308_205421_000000502087_00300_41937_8437.N1	08-MAR-2010 20:54:21	Dark	49.500	38	20Eps Sgr	1.8360	11000.	99	41937	No
299	GOM_NL__2PRFIN20100308_205724_000000462087_00300_41937_8438.N1	08-MAR-2010 20:57:24	Dark	45.500	85	Kap Sco	2.4070	28000.	91	41937	No
300	GOM_NL__2PRFIN20100308_210044_000000422087_00301_41938_8739.N1	08-MAR-2010 21:00:44	Dark	41.500	141	Bet Ara	2.8400	4600.0	83	41938	No
301	GOM_NL__2PRFIN20100308_210438_000000402087_00301_41938_8740.N1	08-MAR-2010 21:04:38	Dark	39.500	134	Bet TrA	2.8100	6600.0	79	41938	No
302	GOM_NL__2PRFIN20100308_210718_000000452087_00301_41938_8741.N1	08-MAR-2010 21:07:18	Dark	44.500	4	Alp1Cen	-0.010000	5800.0	89	41938	No
303	GOM_NL__2PRFIN20100308_210835_000000442087_00301_41938_8742.N1	08-MAR-2010 21:08:35	Dark	44.000	10	Bet Cen	0.61000	28000.	88	41938	No
304	GOM_NL__2PRFIN20100308_211032_000000452087_00301_41938_8743.N1	08-MAR-2010 21:10:32	Dark	44.500	77	Eps Cen	2.3030	28000.	89	41938	No
305	GOM_NL__2PRFIN20100308_211201_000000462087_00301_41938_8744.N1	08-MAR-2010 21:12:01	Dark	46.000	26	Gam Cru	1.6240	2900.0	92	41938	No
306	GOM_NL__2PRFIN20100308_211336_000000462087_00301_41938_8745.N1	08-MAR-2010 21:13:36	Straylight	45.500	64	Gam Cen	2.2000	10600.	91	41938	No
307	GOM_NL__2PRFIN20100308_211530_000000552087_00301_41938_8746.N1	08-MAR-2010 21:15:30	Straylight	54.500	123	lot Cen	2.7500	10200.	109	41938	No
308	GOM_NL__2PRFIN20100308_212240_000000572087_00301_41938_8747.N1	08-MAR-2010 21:22:40	Straylight	56.500	171	2Eps Crv	3.0010	4250.0	113	41938	No
309	GOM_NL__2PRFIN20100308_213412_000000422087_00301_41938_8748.N1	08-MAR-2010 21:34:12	Bright	42.000	22	32Alp Leo	1.3600	15200.	84	41938	No
310	GOM_NL__2PRFIN20100308_213636_000000412087_00301_41938_8749.N1	08-MAR-2010 21:36:36	Bright	41.000	51	41Gam1Leo	2.0100	4500.0	82	41938	No
311	GOM_NL__2PRFIN20100308_214456_000000422087_00301_41938_8750.N1	08-MAR-2010 21:44:56	Bright	42.000	174	52Psi UMa	3.0040	4400.0	84	41938	No
312	GOM_NL__2PRFIN20100308_214756_000000412087_00301_41938_8751.N1	08-MAR-2010 21:47:56	Bright	40.500	82	48Bet UMa	2.3650	10600.	81	41938	No
313	GOM_NL__2PRFIN20100308_214922_000000432087_00301_41938_8752.N1	08-MAR-2010 21:49:22	Bright	43.000	36	50Alp UMa	1.8000	6300.0	86	41938	No
314	GOM_NL__2PRFIN20100308_215634_000000392087_00301_41938_8753.N1	08-MAR-2010 21:56:34	Bright	38.500	60	7Bet UMi	2.0810	3950.0	77	41938	No
315	GOM_NL__2PRFIN20100308_220101_000000492087_00301_41938_8754.N1	08-MAR-2010 22:01:01	Bright	49.000	119	14Eta Dra	2.7270	4700.0	98	41938	No
316	GOM_NL__2PRFIN20100308_220544_000000352087_00301_41938_8755.N1	08-MAR-2010 22:05:44	Bright	35.000	130	23Bet Dra	2.7990	5800.0	70	41938	No
317	GOM_NL__2PRFIN20100308_220917_000000372087_00301_41938_8756.N1	08-MAR-2010 22:09:17	Bright	37.000	144	18Del Cyg	2.8600	11000.	74	41938	No
318	GOM_NL__2PRFIN20100308_221036_000000342087_00301_41938_8757.N1	08-MAR-2010 22:10:36	Bright	34.000	66	37Gam Cyg	2.2080	5900.0	68	41938	No
319	GOM_NL__2PRFIN20100308_221939_000000482087_00301_41938_8758.N1	08-MAR-2010 22:19:39	Bright	47.500	168	17Zet Aql	2.9860	11000.	95	41938	No
320	GOM_NL__2PRFIN20100308_222944_000000442087_00301_41938_8759.N1	08-MAR-2010 22:29:44	Dark	44.000	155	41Pi Sgr	2.9000	6600.0	88	41938	No
321	GOM_NL__2PRFIN20100308_223140_000000432087_00301_41938_8760.N1	08-MAR-2010 22:31:40	Dark	43.000	57	34Sig Sgr	2.0660	26000.	86	41938	No
322	GOM_NL__2PRFIN20100308_223457_000000512087_00301_41938_8761.N1	08-MAR-2010 22:34:57	Dark	50.500	38	20Eps Sgr	1.8360	11000.	101	41938	No
323	GOM_NL__2PRFIN20100308_223802_000000472087_00301_41938_8762.N1	08-MAR-2010 22:38:02	Dark	46.500	85	Kap Sco	2.4070	28000.	93	41938	No
324	GOM_NL__2PRFIN20100308_224120_000000472087_00302_41939_8352.N1	08-MAR-2010 22:41:20	Dark	47.000	141	Bet Ara	2.8400	4600.0	94	41939	No
325	GOM_NL__2PRFIN20100308_224513_000000402087_00302_41939_8353.N1	08-MAR-2010 22:45:13	Dark	39.500	134	Bet TrA	2.8100	6600.0	79	41939	No
326	GOM_NL__2PRFIN20100308_224755_000000422087_00302_41939_8354.N1	08-MAR-2010 22:47:55	Dark	41.500	4	Alp1Cen	-0.010000	5800.0	83	41939	No
327	GOM_NL__2PRFIN20100308_224911_000000452087_00302_41939_8355.N1	08-MAR-2010 22:49:11	Dark	44.500	10	Bet Cen	0.61000	28000.	89	41939	No
328	GOM_NL__2PRFIN20100308_225109_000000432087_00302_41939_8356.N1	08-MAR-2010 22:51:09	Dark	43.000	77	Eps Cen	2.3030	28000.	86	41939	No
329	GOM_NL__2PRFIN20100308_225237_000000472087_00302_41939_8357.N1	08-MAR-2010 22:52:37	Dark	47.000	26	Gam Cru	1.6240	2900.0	94	41939	No
330	GOM_NL__2PRFIN20100308_225413_000000412087_00302_41939_8358.N1	08-MAR-2010 22:54:13	Straylight	41.000	64	Gam Cen	2.2000	10600.	82	41939	No
331	GOM_NL__2PRFIN20100308_225607_000000552087_00302_41939_8359.N1	08-MAR-2010 22:56:07	Straylight	55.000	123	lot Cen	2.7500	10200.	110	41939	No
332	GOM_NL__2PRFIN20100308_230316_000000572087_00302_41939_8360.N1	08-MAR-2010 23:03:16	Straylight	57.000	171	2Eps Crv	3.0010	4250.0	114	41939	No
333	GOM_NL__2PRFIN20100308_231448_000000402087_00302_41939_8361.N1	08-MAR-2010 23:14:48	Bright	39.500	22	32Alp Leo	1.3600	15200.	79	41939	No
334	GOM_NL__2PRFIN20100308_231712_000000432087_00302_41939_8362.N1	08-MAR-2010 23:17:12	Bright	42.500	51	41Gam1Leo	2.0100	4500.0	85	41939	No
335	GOM_NL__2PRFIN20100308_232531_000000412087_00302_41939_8363.N1	08-MAR-2010 23:25:31	Bright	40.500	174	52Psi UMa	3.0040	4400.0	81	41939	No
336	GOM_NL__2PRFIN20100308_232832_000000392087_00302_41939_8364.N1	08-MAR-2010 23:28:32	Bright	38.500	82	48Bet UMa	2.3650	10600.	77	41939	No
337	GOM_NL__2PRFIN20100308_232958_000000412087_00302_41939_8365.N1	08-MAR-2010 23:29:58	Bright	40.500	36	50Alp UMa	1.8000	6300.0	81	41939	No

338	GOM_NL__2PRFIN20100308_233710_000000382087_00302_41939_8366.N1	08-MAR-2010 23:37:10	Bright	38.000	60	7Bet UMi	2.0810	3950.0	76	41939	No
339	GOM_NL__2PRFIN20100308_234137_000000492087_00302_41939_8367.N1	08-MAR-2010 23:41:37	Bright	49.000	119	14Eta Dra	2.7270	4700.0	98	41939	No
340	GOM_NL__2PRFIN20100308_234620_000000352087_00302_41939_8368.N1	08-MAR-2010 23:46:20	Bright	35.000	130	23Bet Dra	2.7990	5800.0	70	41939	No
341	GOM_NL__2PRFIN20100308_234953_000000382087_00302_41939_8369.N1	08-MAR-2010 23:49:53	Bright	38.000	144	18Del Cyg	2.8600	11000.	76	41939	No
342	GOM_NL__2PRFIN20100308_235111_000000372087_00302_41939_8370.N1	08-MAR-2010 23:51:11	Bright	36.500	66	37Gam Cyg	2.2080	5900.0	73	41939	No

3. Quality information per product

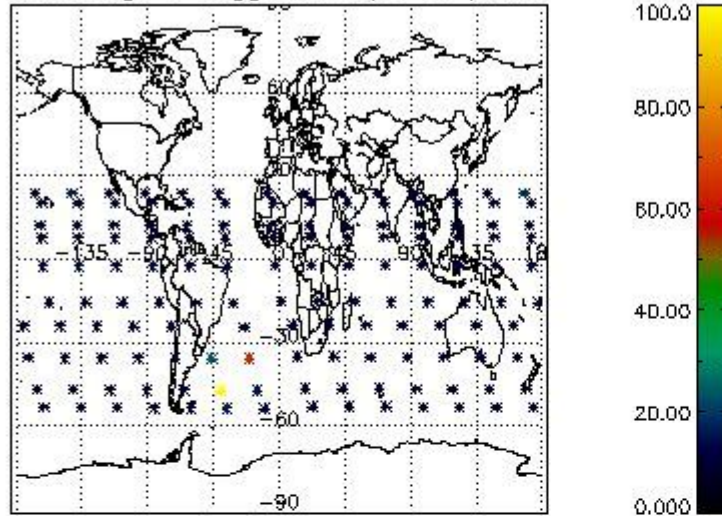
In this section it is plotted some information contained in the Quality Summary data set of the level 2 products. Only products in dark limb conditions and without errors (error flag in the MPH set to "0") are used.

3.1 Plot quality information per product (time dependant)

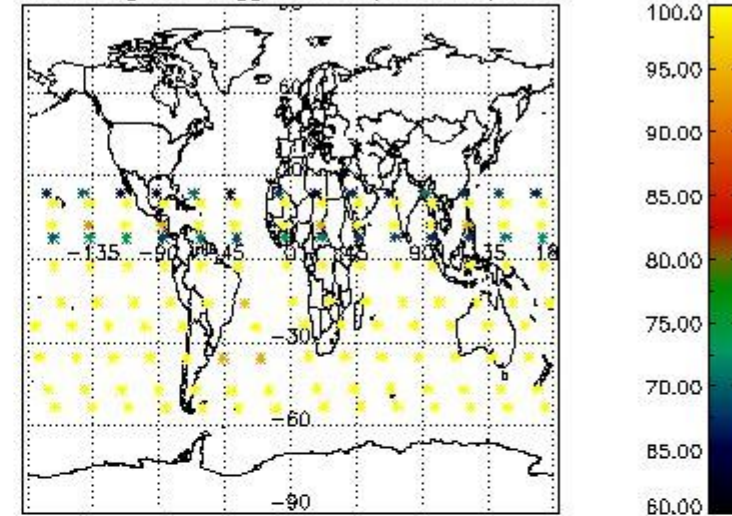


3.2 Plot quality information per product (world map)

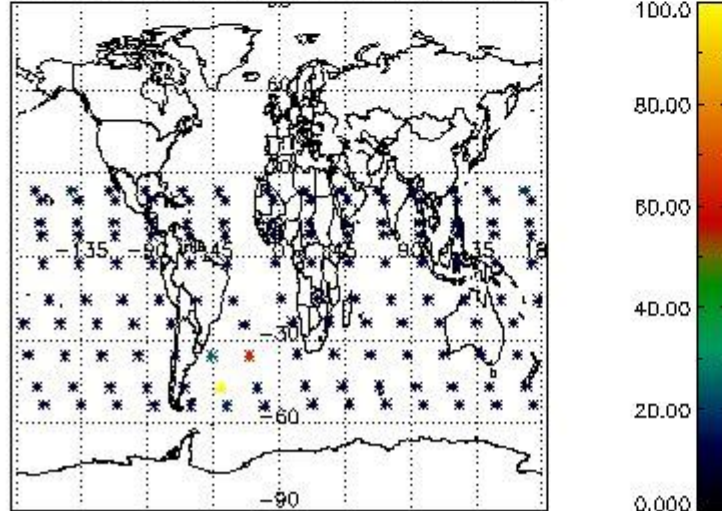
Percentage of flagged data per O3 profile



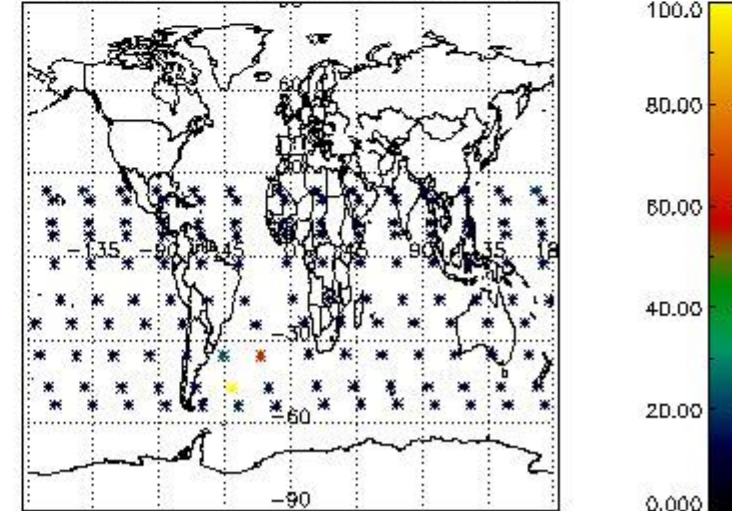
Percentage of flagged data per H2O profile



Percentage of flagged data per NO2 profile



Percentage of flagged data per NO3 profile

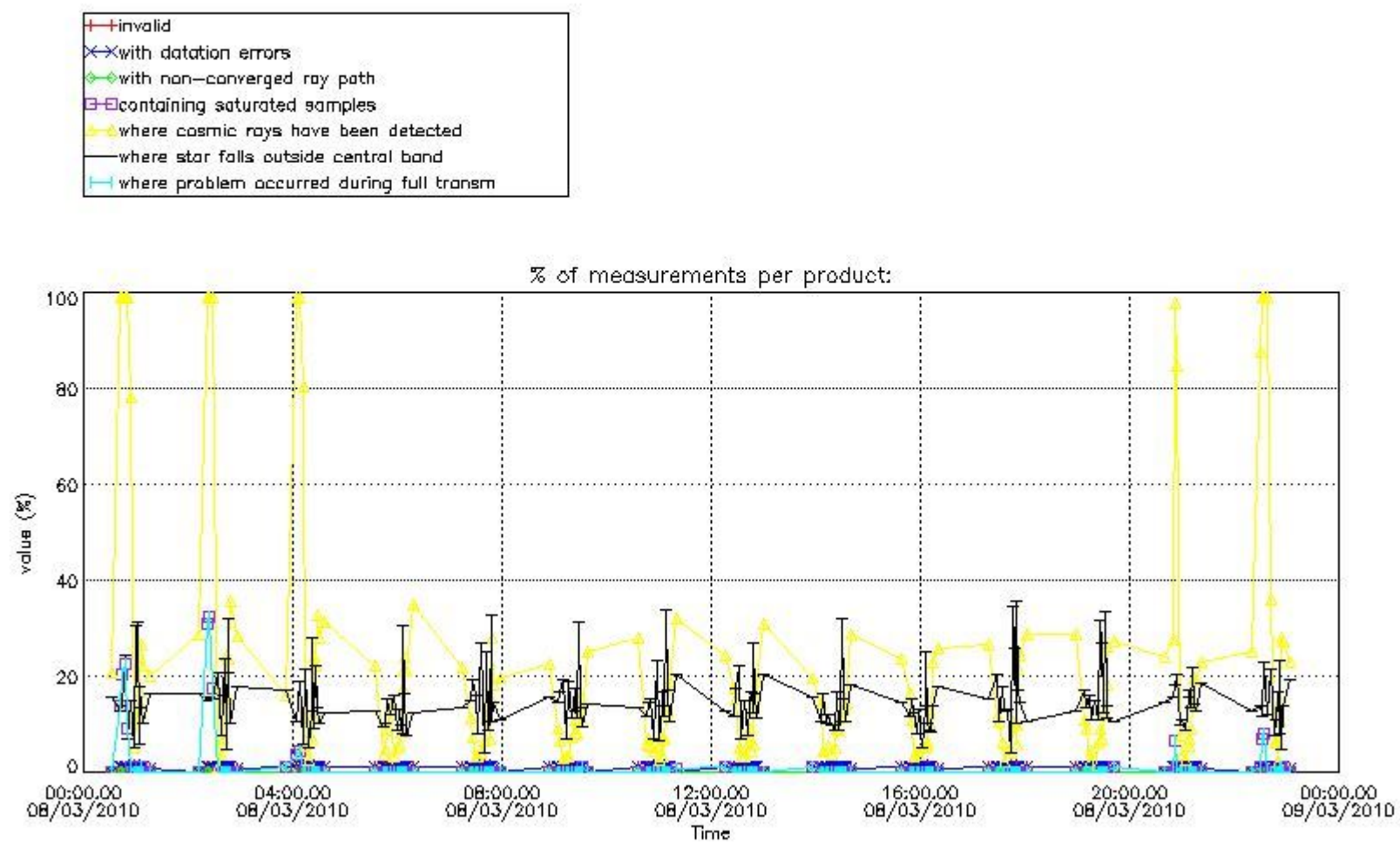


4. Level 1 quality information per product

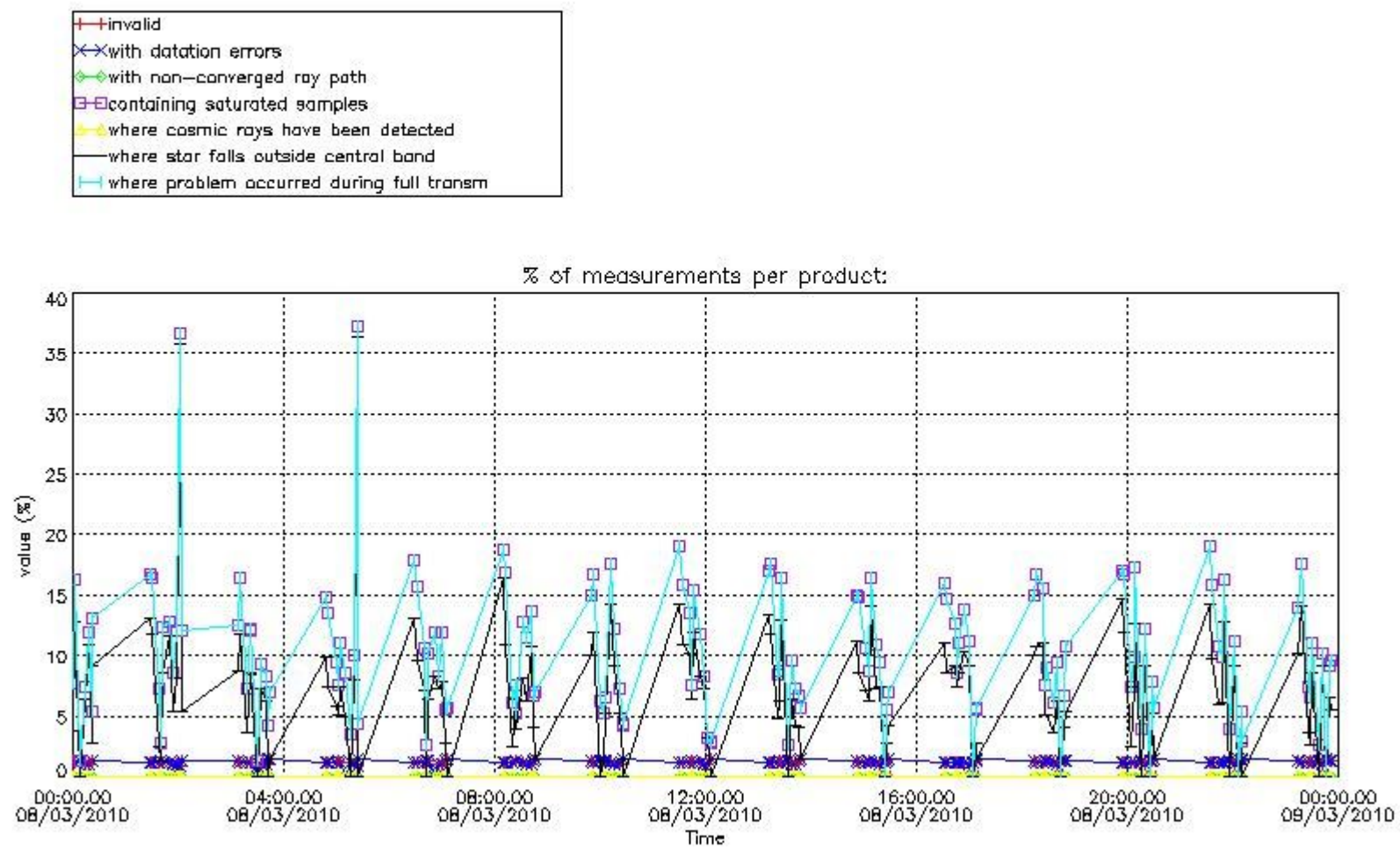
In this section it is plotted some information contained in the Quality Summary data set of the level 2 products that comes from the level 1b processing. Products without errors (error flag in the MPH set to "0") are used.

4.1 Plot quality information per product (time dependant) coming from level 1b processing

4.1.1 Plot level 1 quality information per product (time dependant): ENVISAT ASCENDING passes

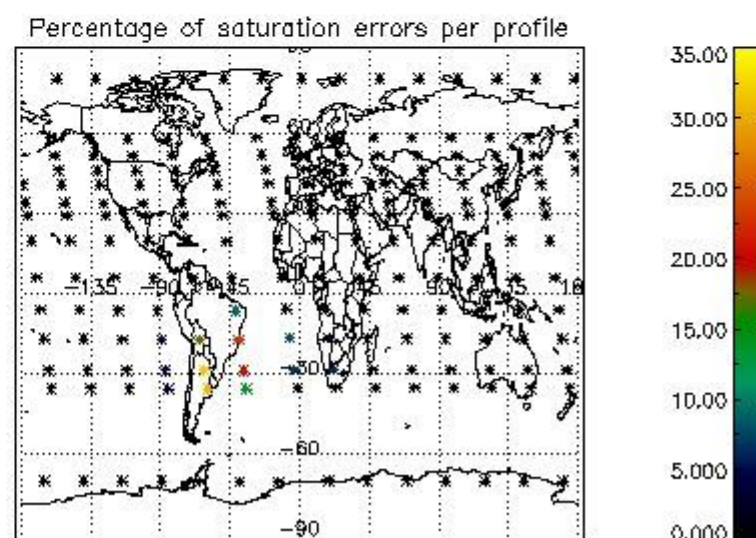
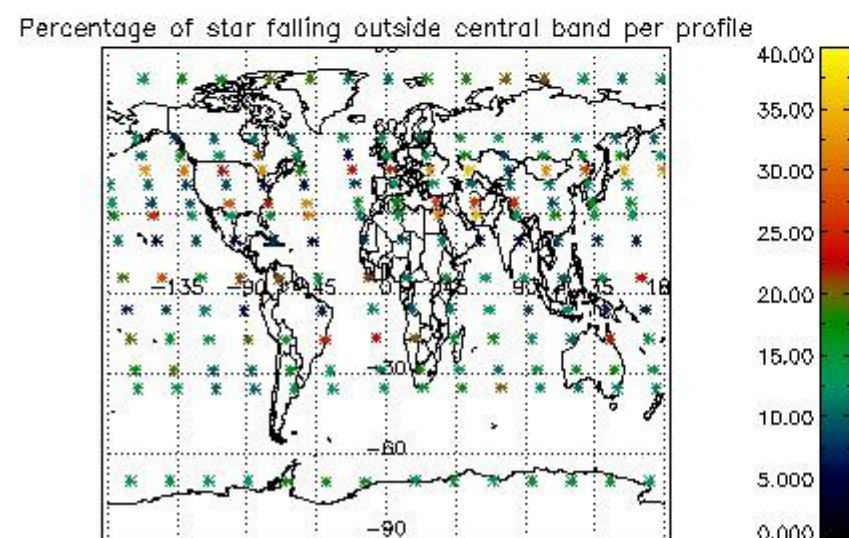
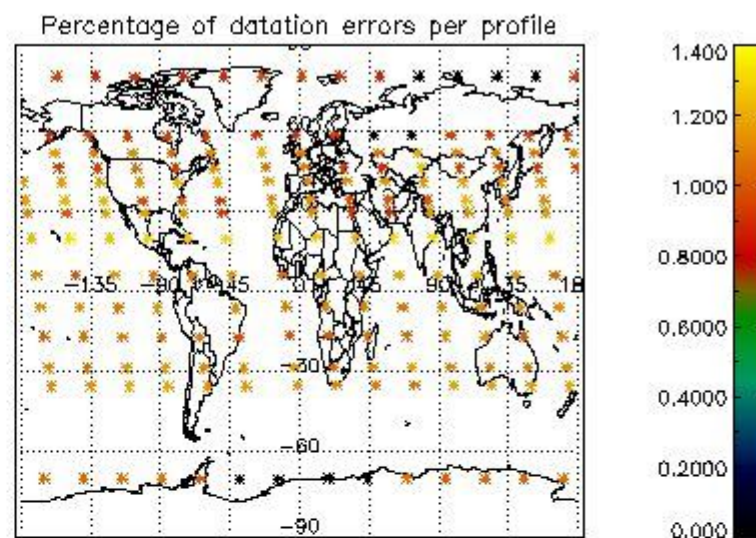
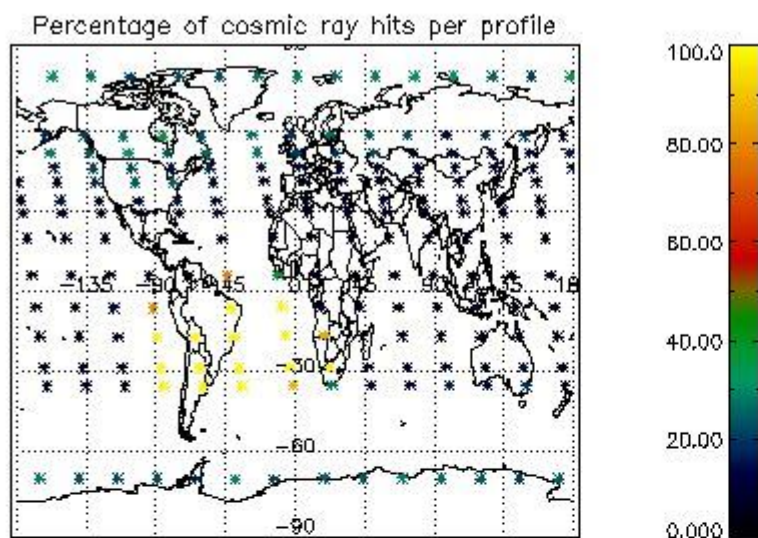


4.1.2 Plot level 1 quality information per product (time dependant): ENVI SAT DESCENDING passes

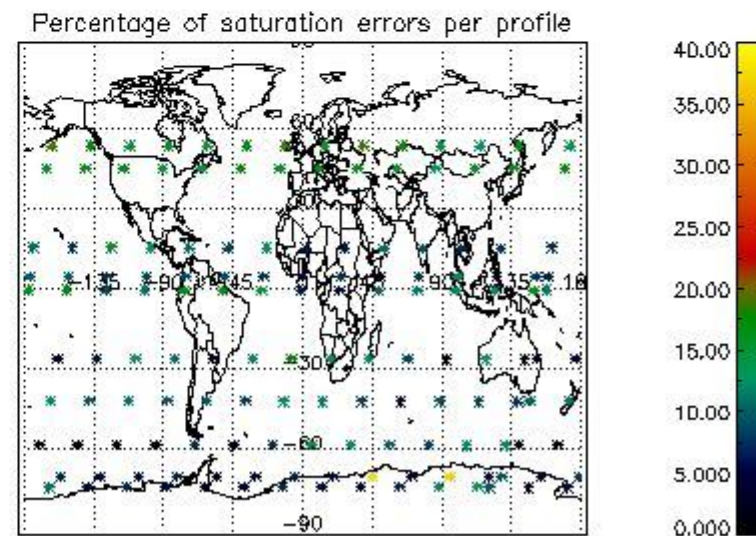
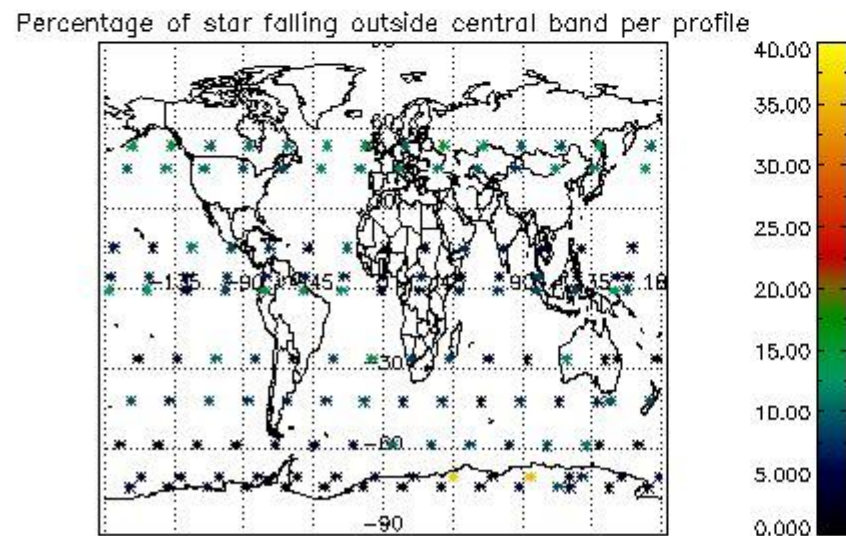
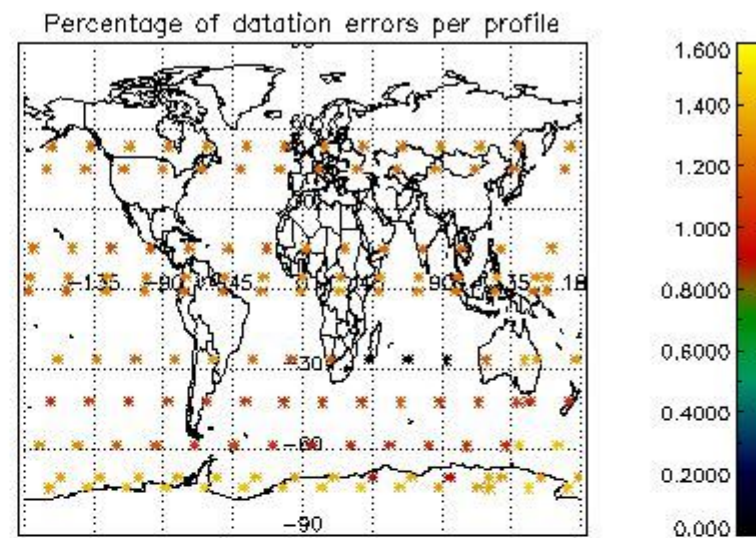
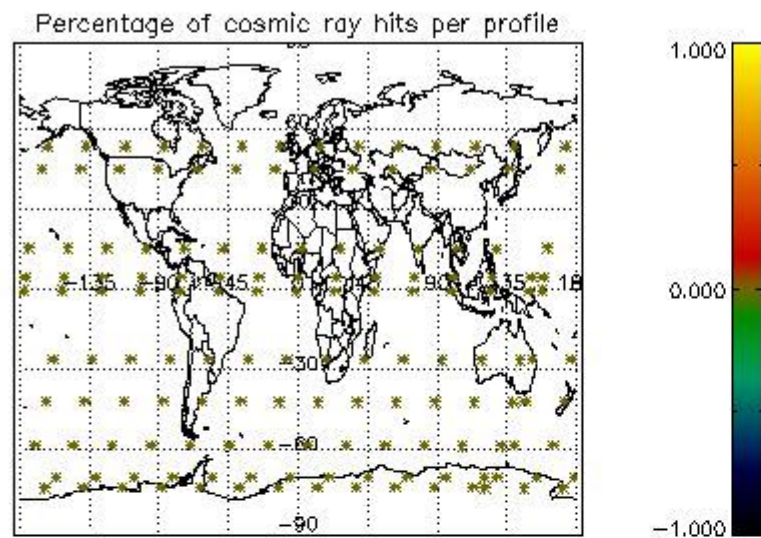


4.2 Plot quality information per product coming from level 1b processing (world map)

4.2.1 Plot level 1 quality information per product (world map): ENVISAT ASCENDING passes



4.2.2 Plot level 1 quality information per product (world map): ENVISAT DESCENDING passes



5. Trace gas profiles

5.1 Ozone statistics based on quality of products

The final quality of the products can be "measured" using the STD (Standard Deviation) attached to every point profile. This information is written to the parameter GOM_NL__2P/NL_LOCAL_SPECIES_DENSITY/o3_std of the level 2 products. The table below shows the statistics for given STD ranges.

The statistics are given with respect to the overall valid production:

- Products without fatal errors: GOM_NL__2P/MPH/PRODUCT_ERR=0
- Valid point profile: GOM_NL__2P/NL_LOCAL_SPECIES_DENSITY/pcd(0)=0

The 'Criteria' is applied to valid points of dark limb products:

- Products in dark limb illumination condition: GOM_NL__2P/NL_SUMMARY_QUALITY/obs_ill_cond=0
- Products without fatal errors: GOM_NL__2P/MPH/PRODUCT_ERR=0
- Valid point profile: GOM_NL__2P/NL_LOCAL_SPECIES_DENSITY/pcd(0)=0

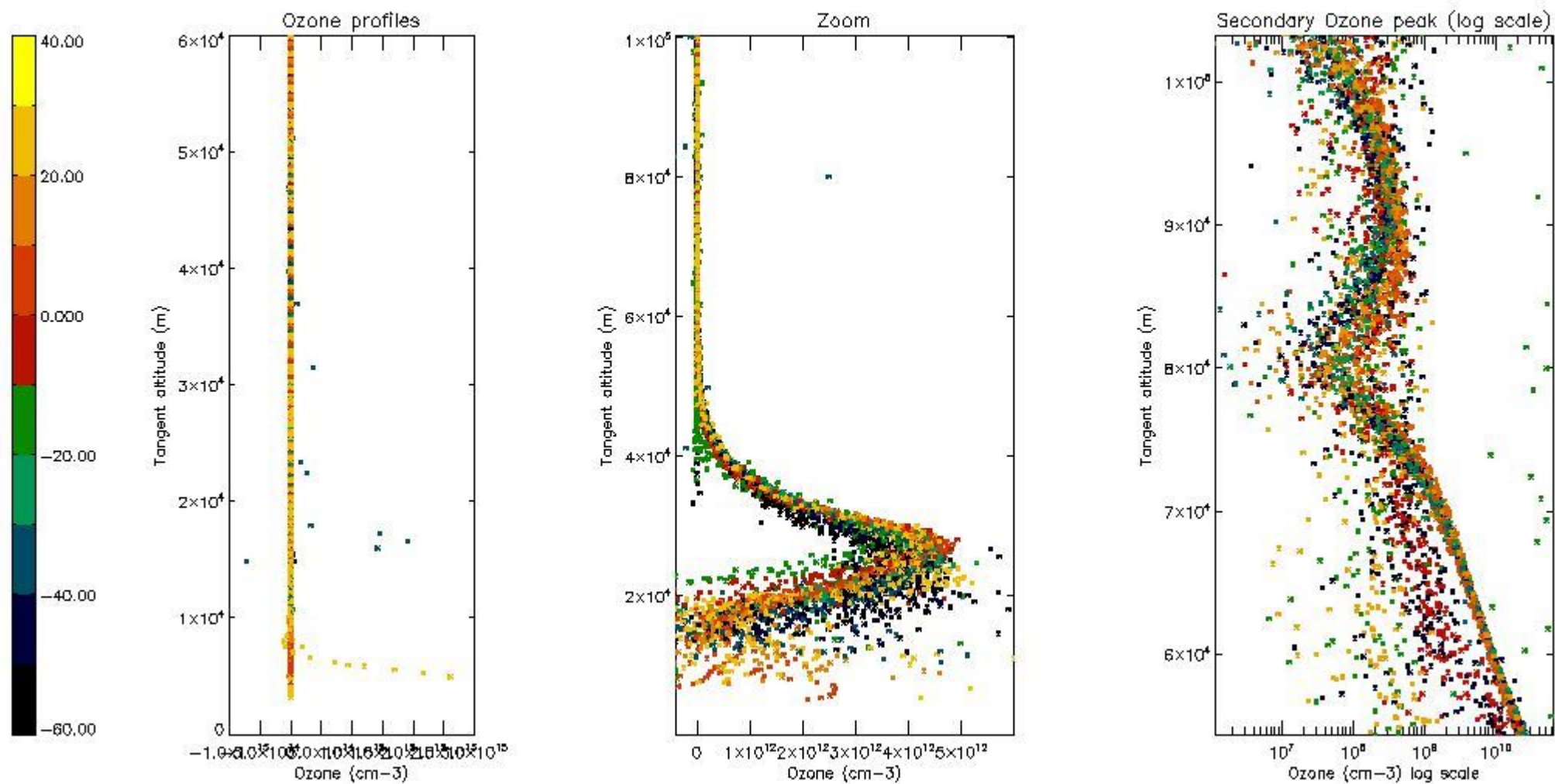
So, the table below shows the percentage of dark limb and valid observations for each criteria with respect to the overall valid daily observations.

Criteria	% of total production
All STD	42
STD < 20	20

STD < 10	15
STD < 5	11

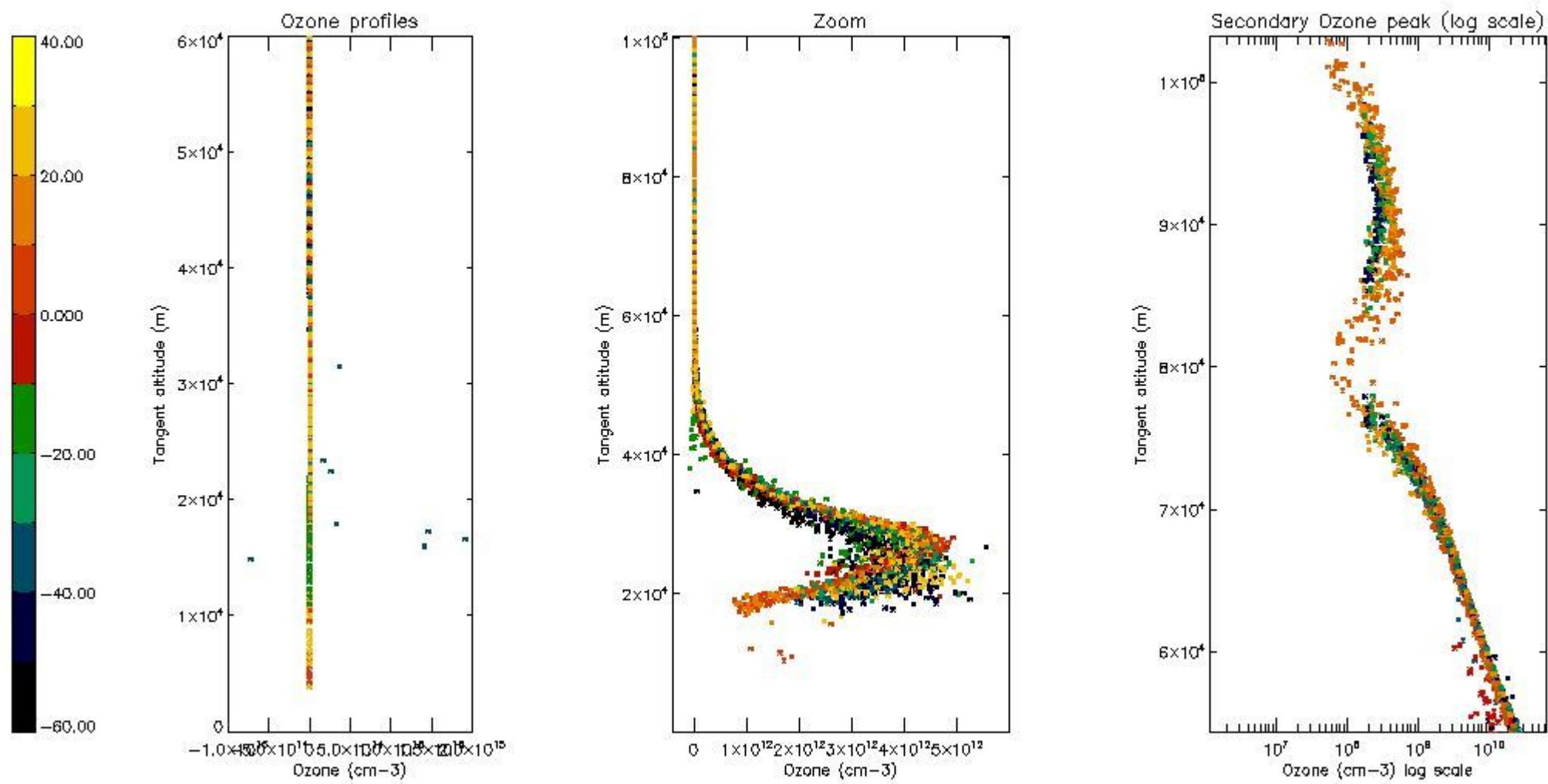
5.2 Plot ozone profiles for all STD (dark without errors)

The colorbar represents the latitude.



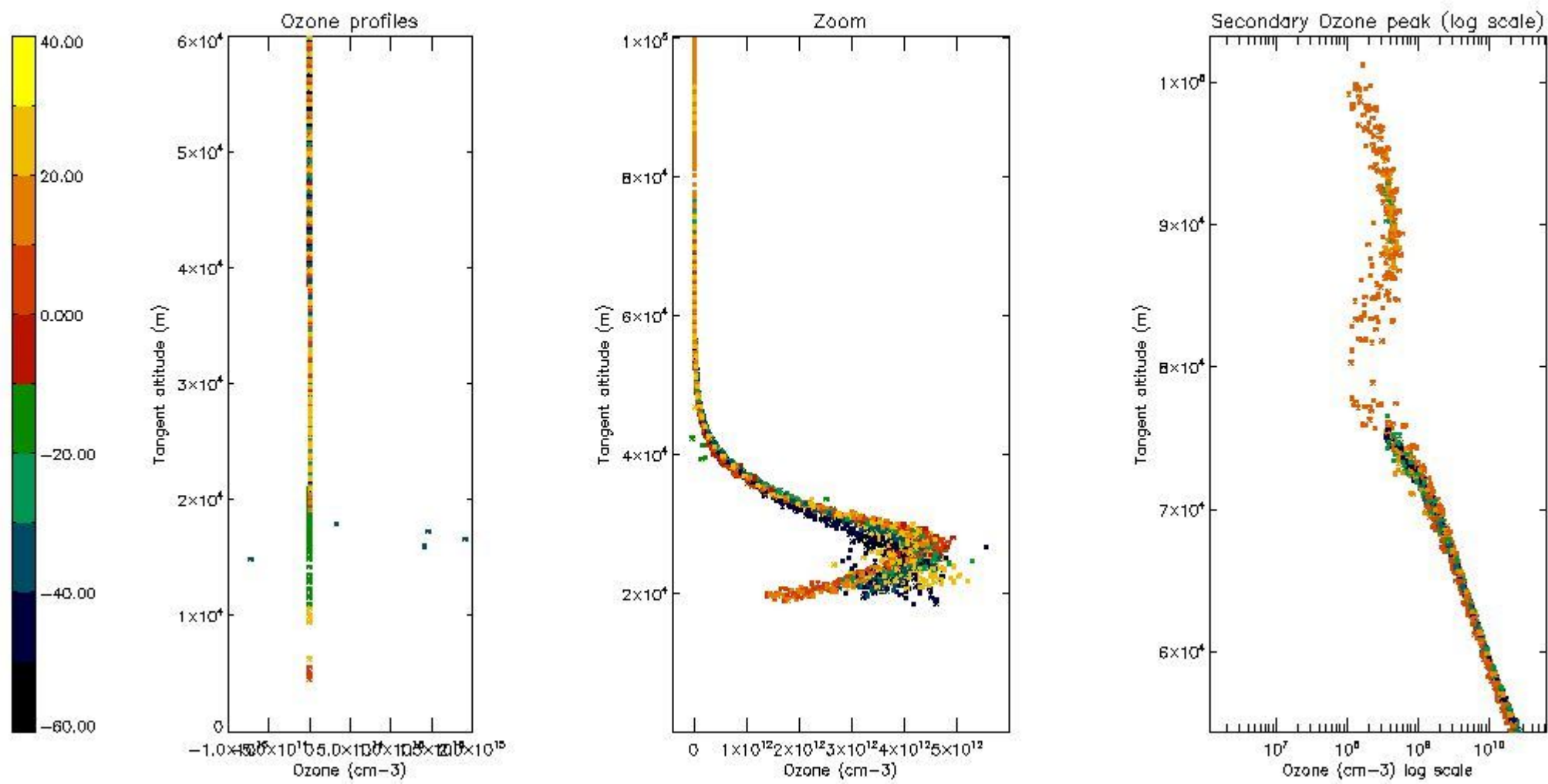
5.3 Plot ozone profiles where STD < 20% (dark without errors)

The colorbar represents the latitude.



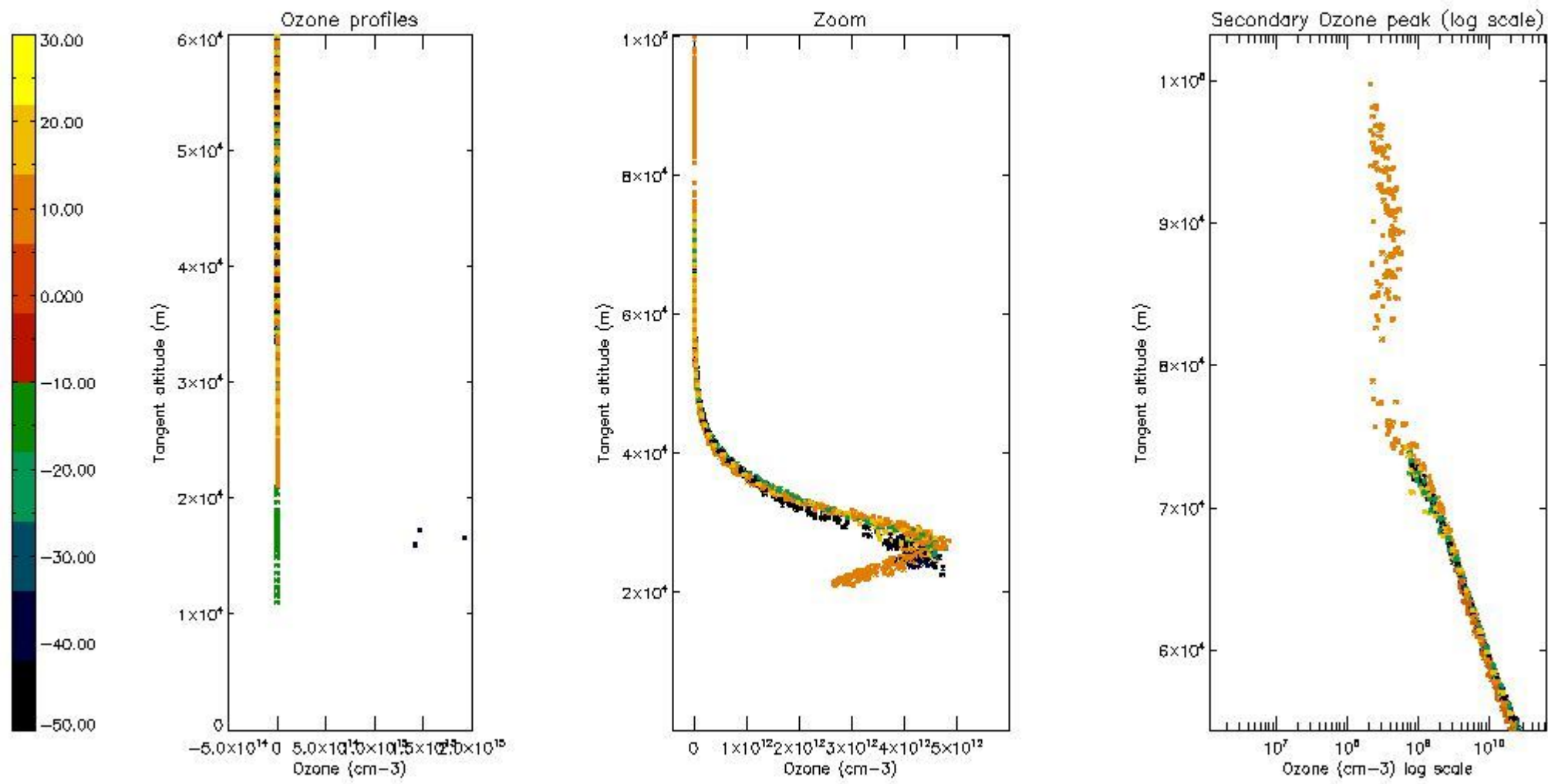
5.4 Plot ozone profiles where $STD < 10\%$ (dark without errors)

The colorbar represents the latitude.



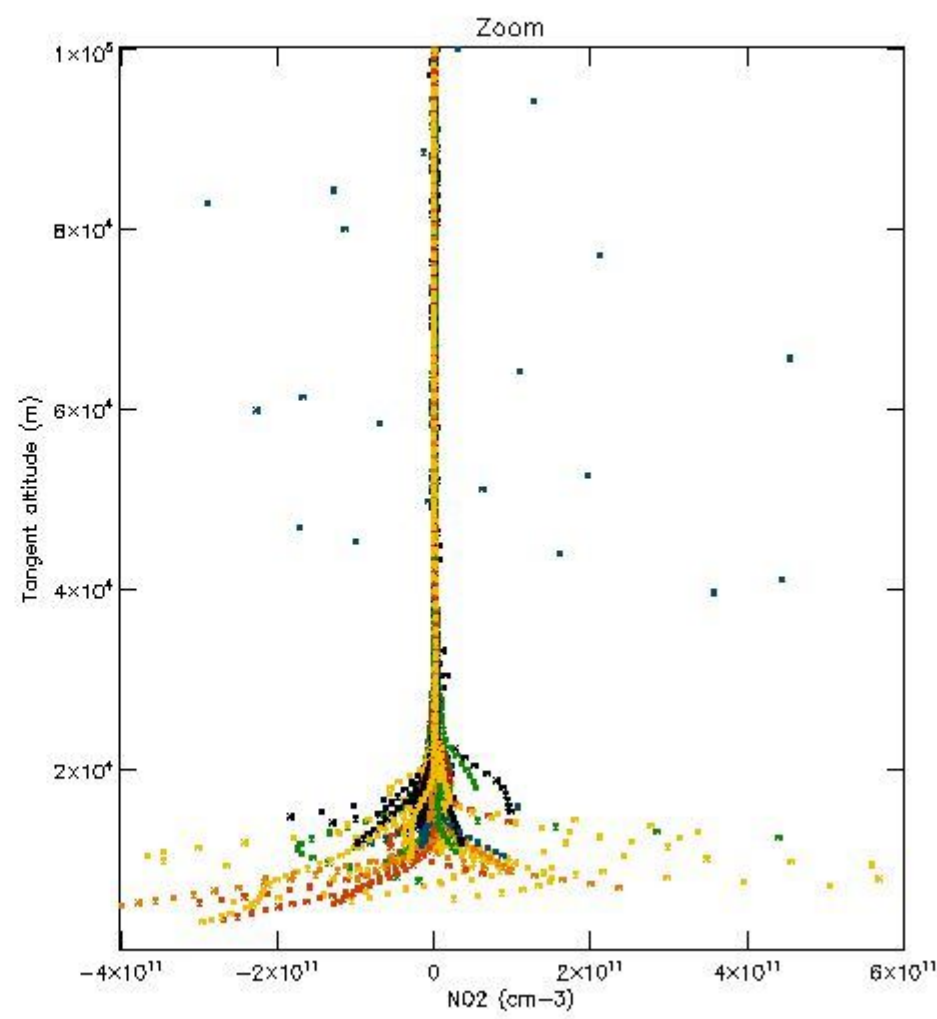
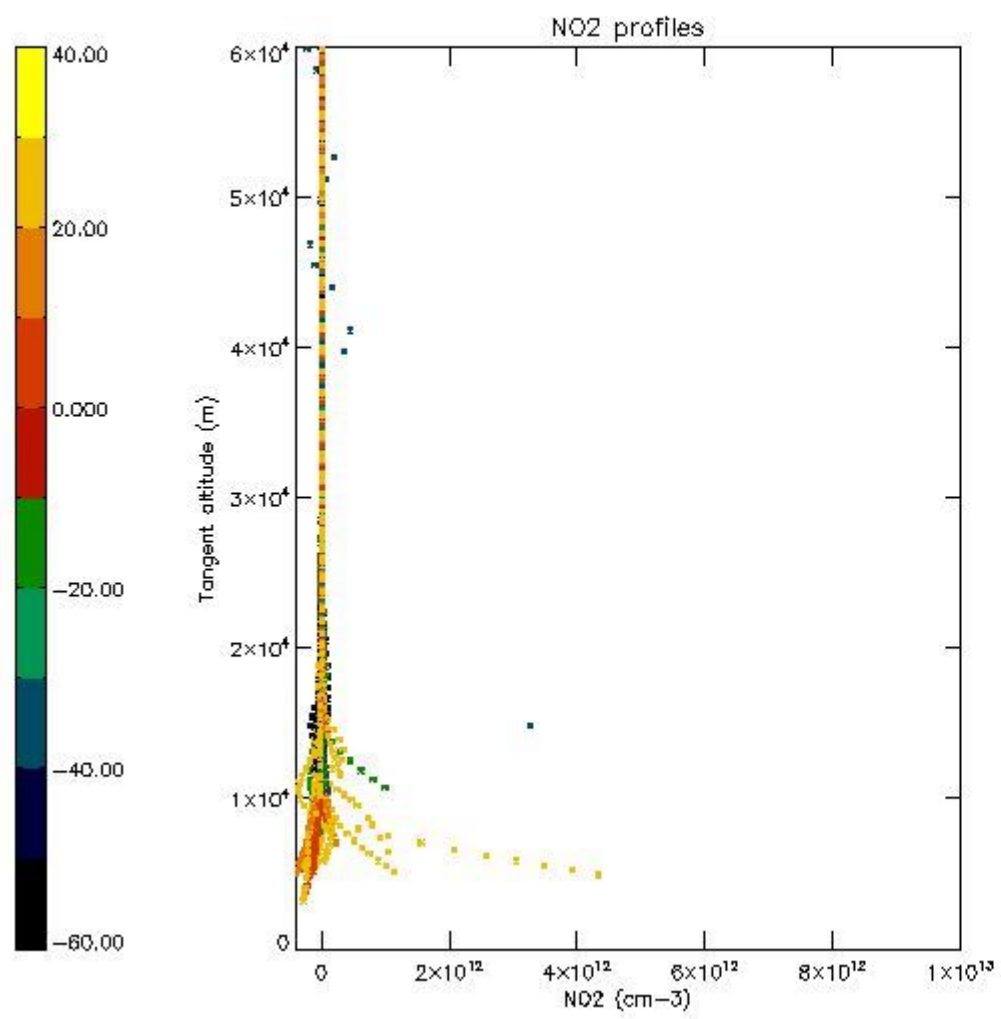
5.5 Plot ozone profiles where $STD < 5\%$ (dark without errors)

The colorbar represents the latitude.



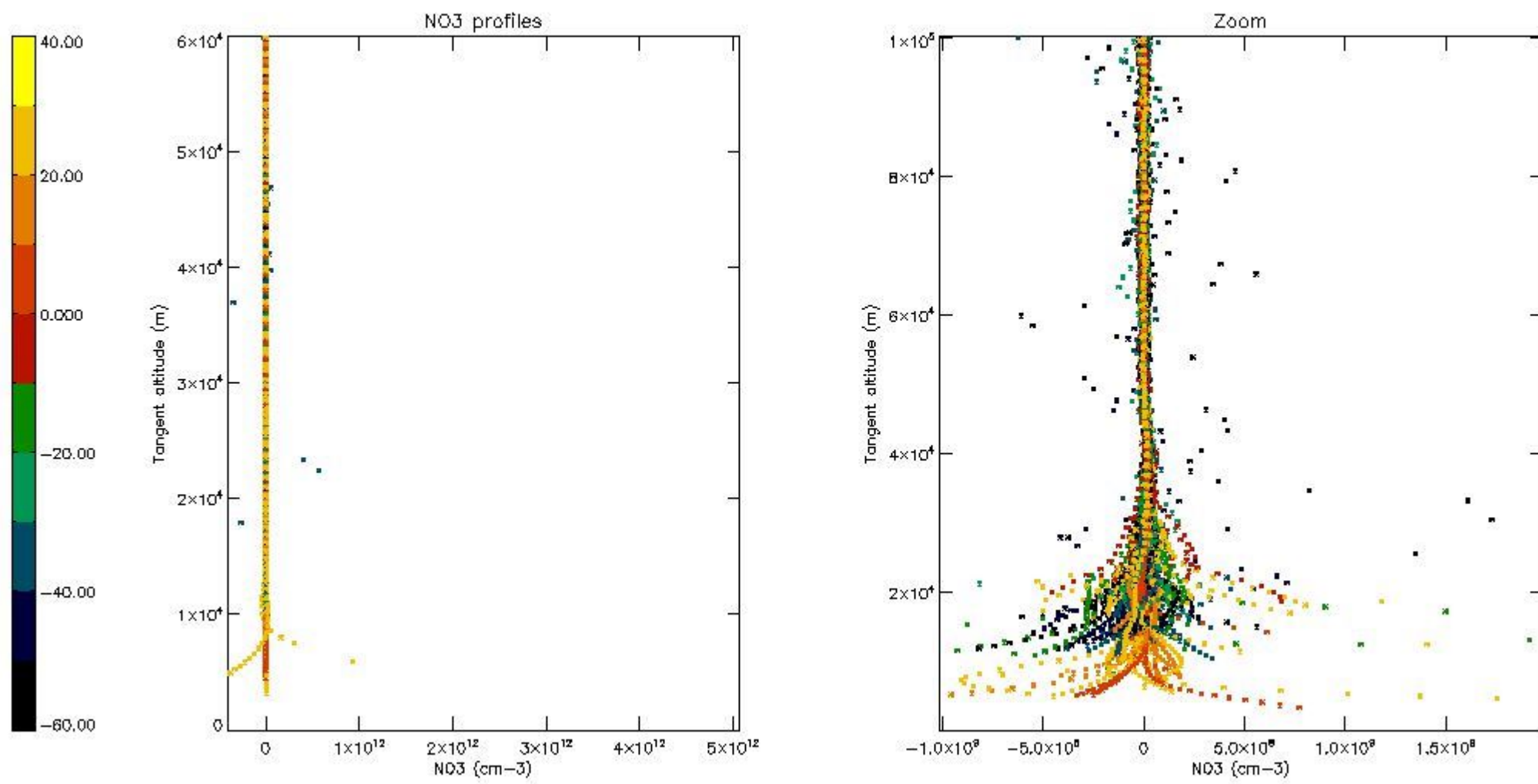
5.6 Plot NO₂ profiles for all STD (dark without errors)

The colorbar represents the latitude.



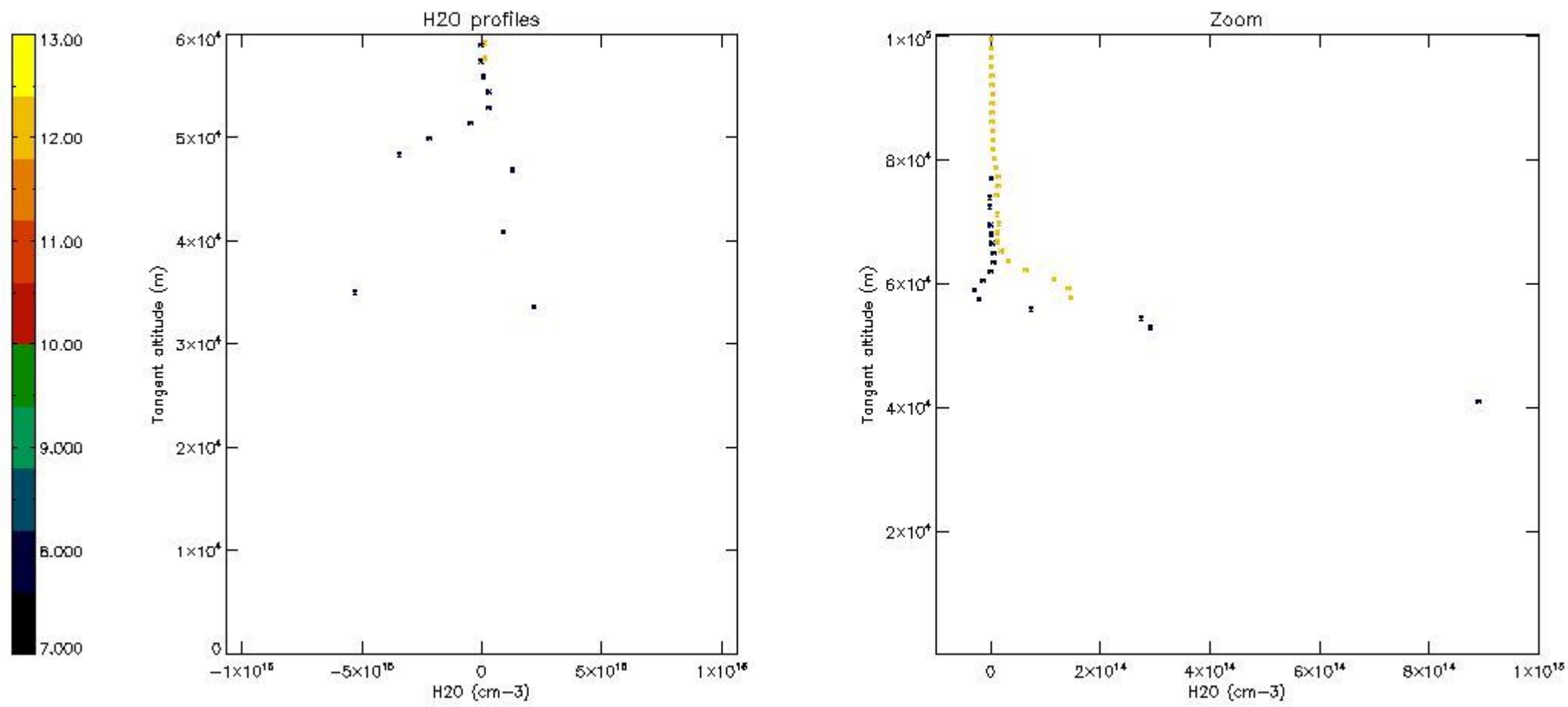
5.7 Plot NO3 profiles for all STD (dark without errors)

The colorbar represents the latitude.



5.8 Plot H2O profiles for all STD (only for occultations of stars 1,2,3,4,13,14,16,26,63 dark without errors)

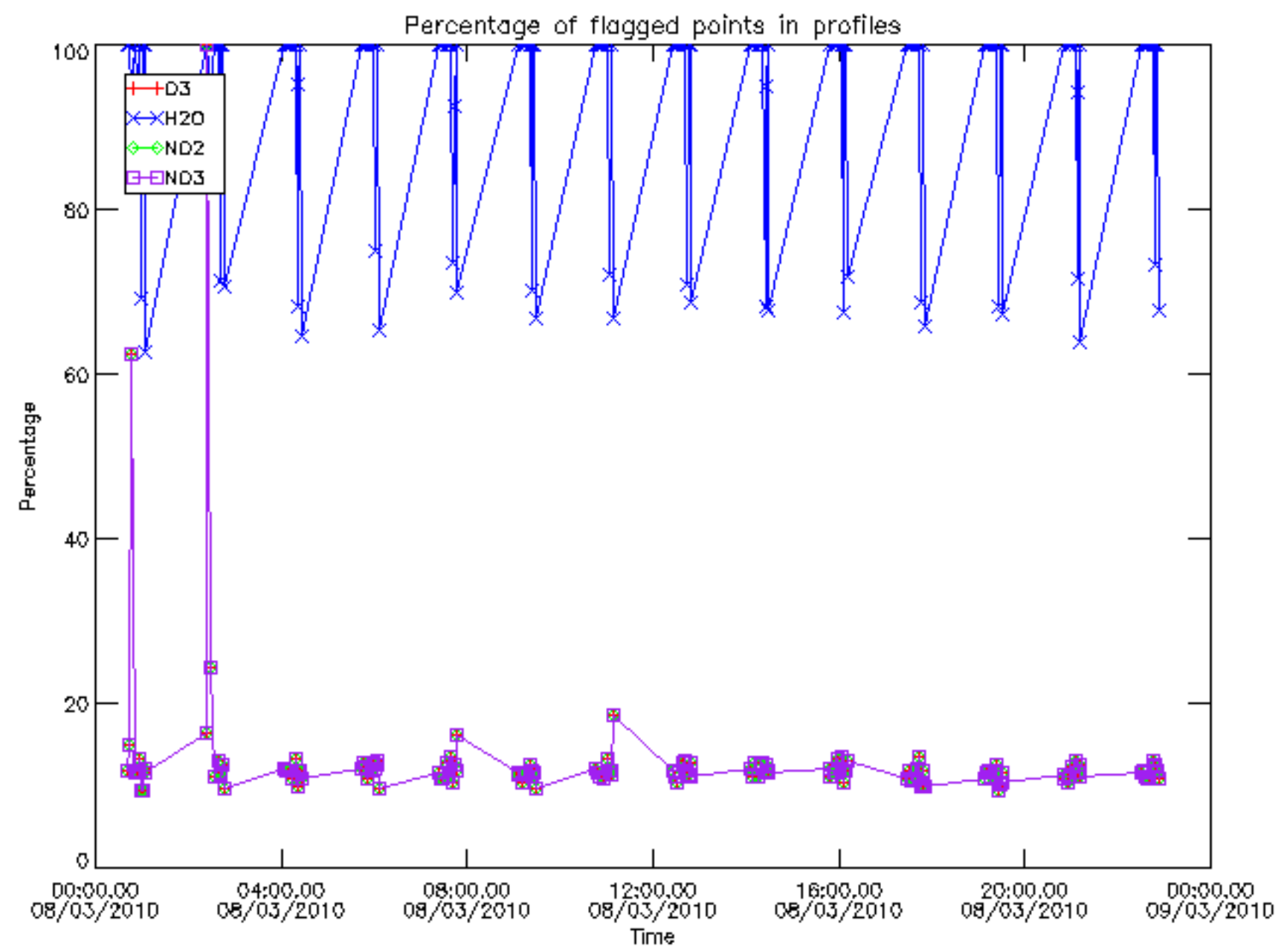
The colorbar represents the latitude.



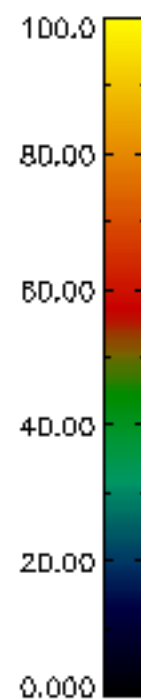
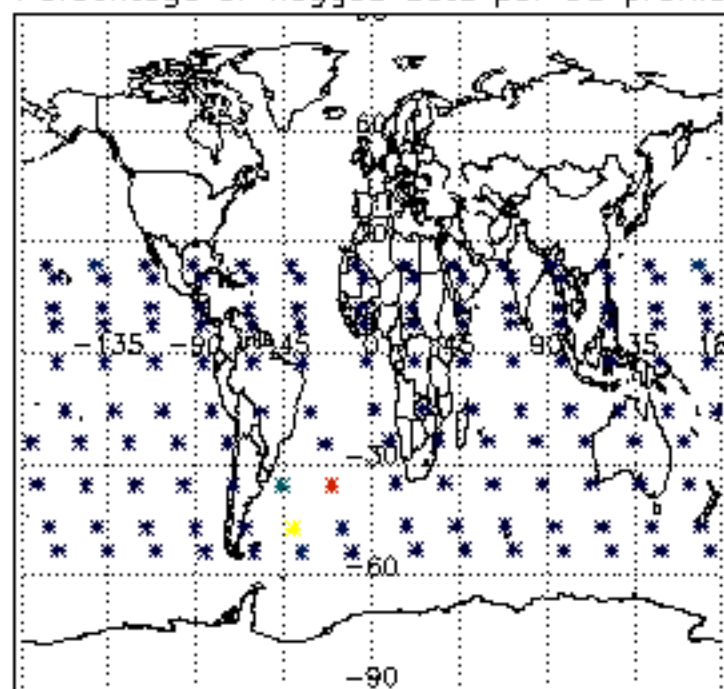
6. Auxiliary Data Files used for the production reported in section 2

The number reported in the third column indicates since which file (see list in section 2) the corresponding auxiliary file has been used. The fourth column is the date of those product files.

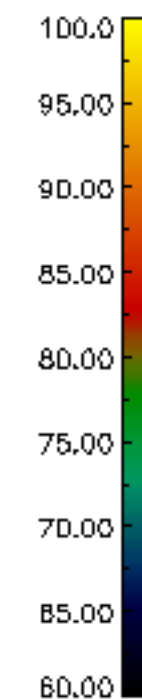
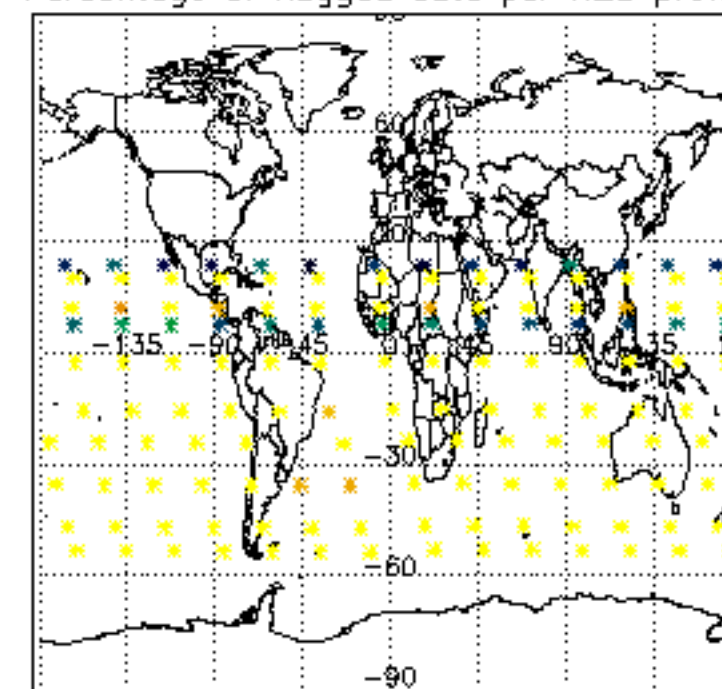
Type	Auxiliary Filename	Used since product	Used since product date
INST_PHYS_CHARACTERISTICS	GOM_INS_AXVIEC20091111_143220_20030716_120000_20500101_000000	1	08-MAR-2010 00:00:14
LEVEL-2_PROC_CONFIG	GOM_PR2_AXVIEC20091111_152718_20020301_000000_20500101_000000	1	08-MAR-2010 00:00:14
CROSS_SECTIONS_FILE	GOM_CRS_AXVIEC20091111_154832_20020301_000000_20500101_000000	1	08-MAR-2010 00:00:14



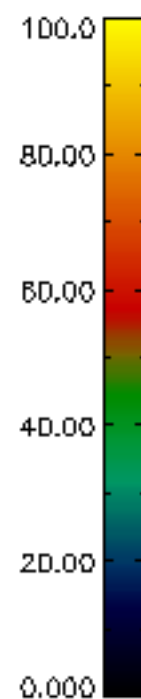
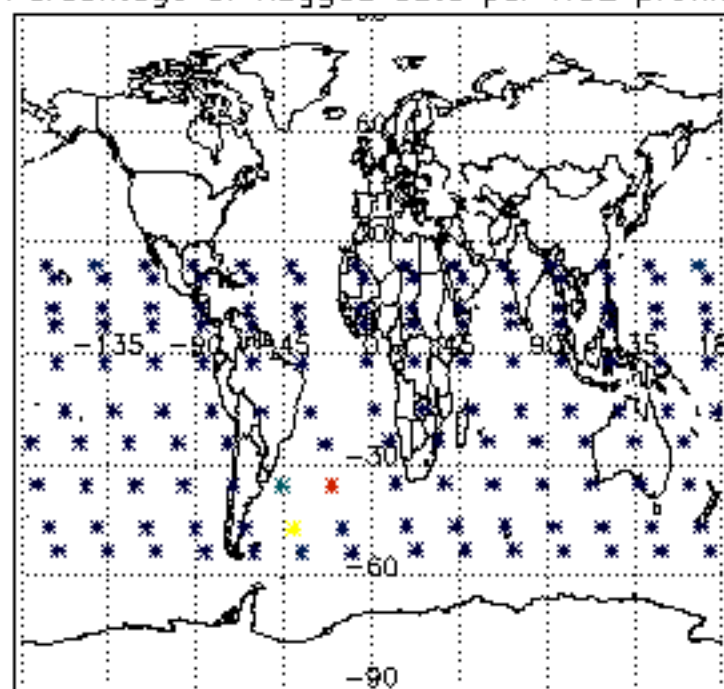
Percentage of flagged data per D3 profile



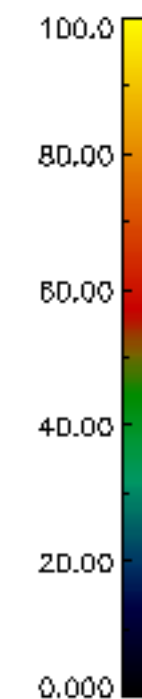
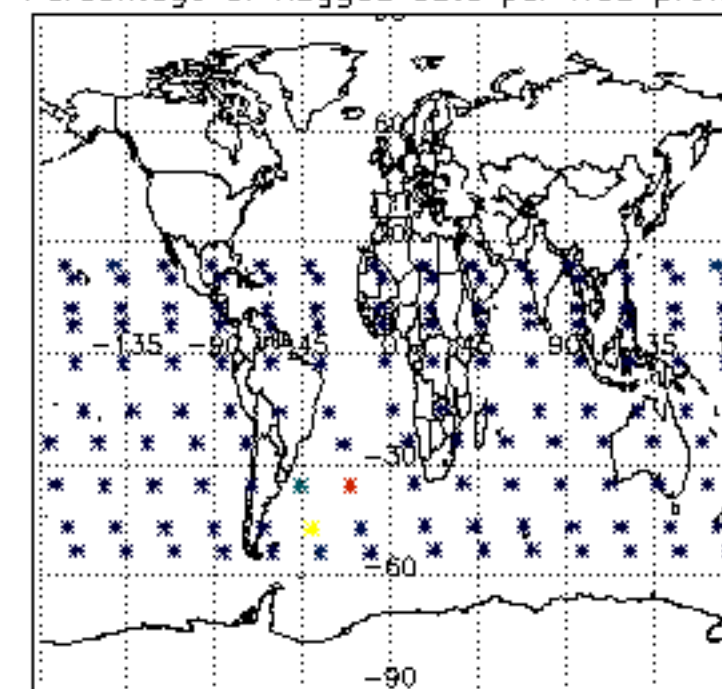
Percentage of flagged data per H2O profile

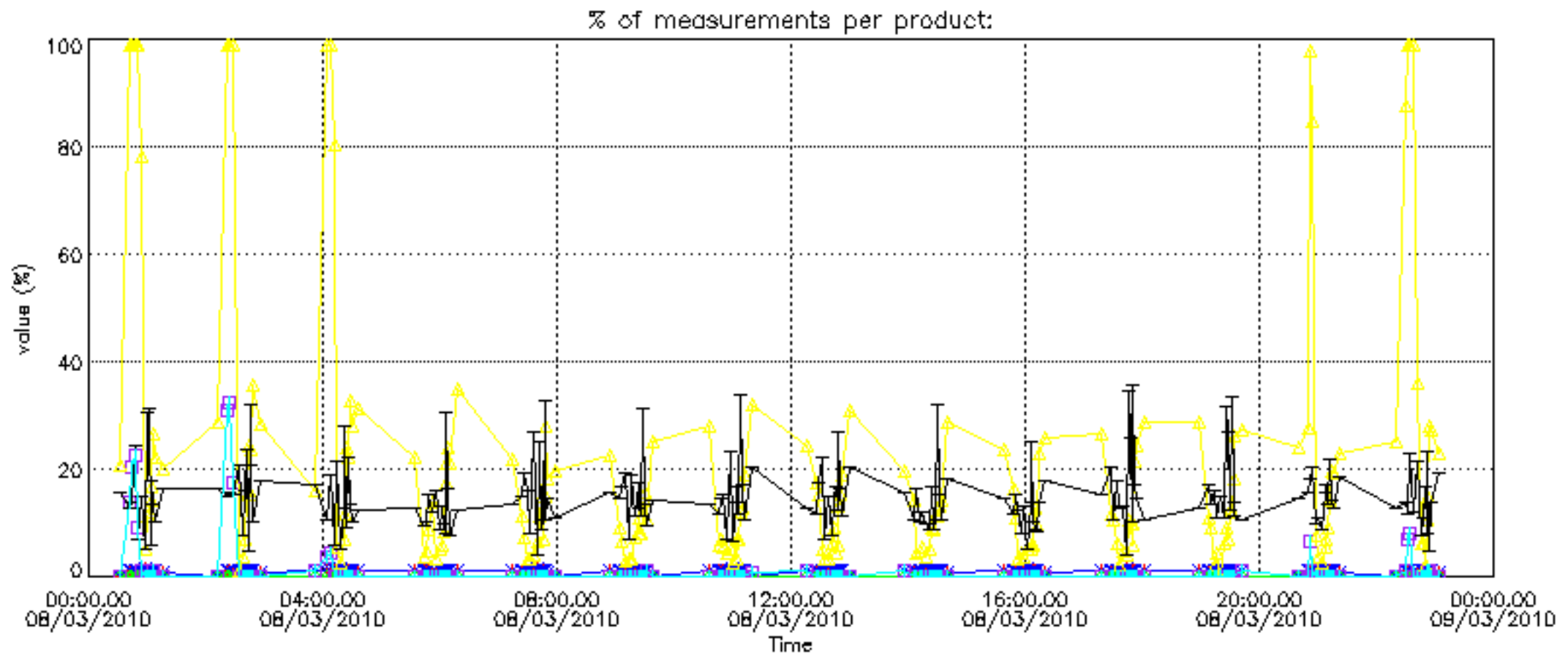


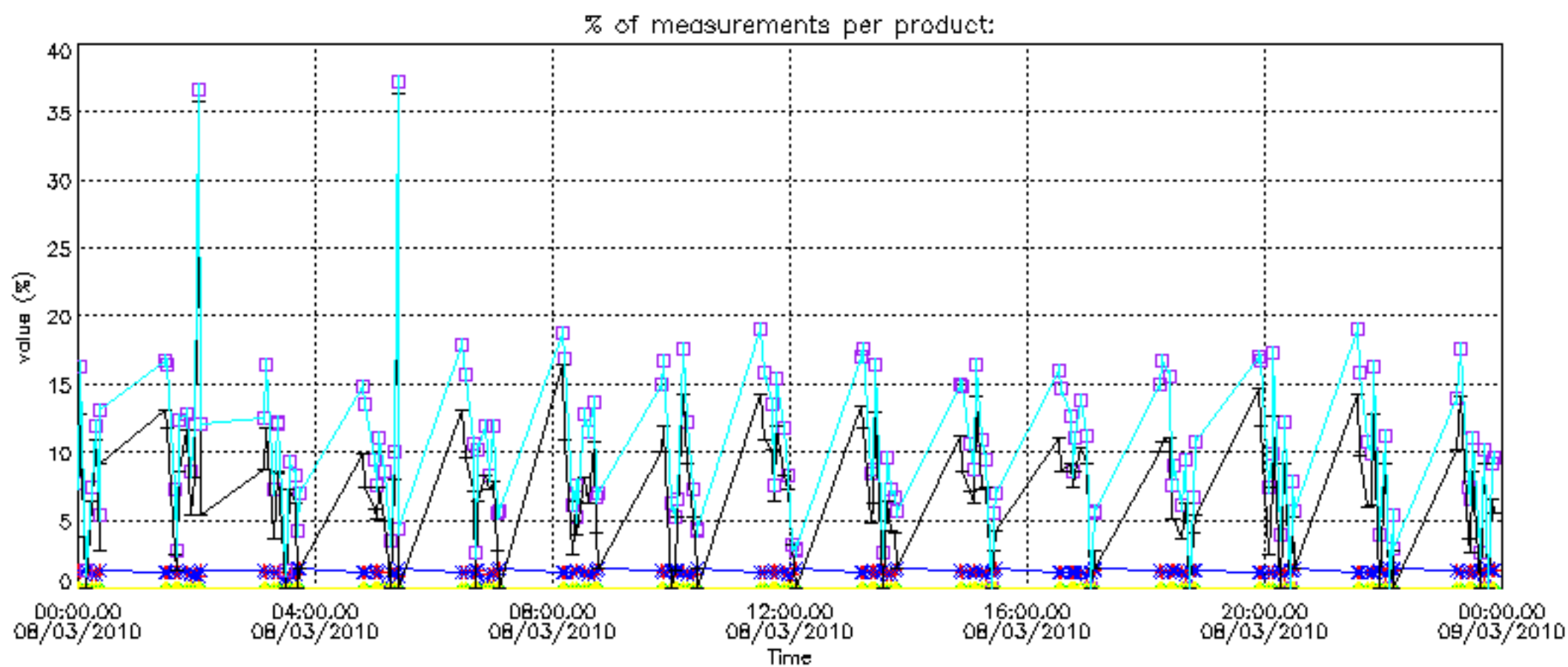
Percentage of flagged data per NO2 profile



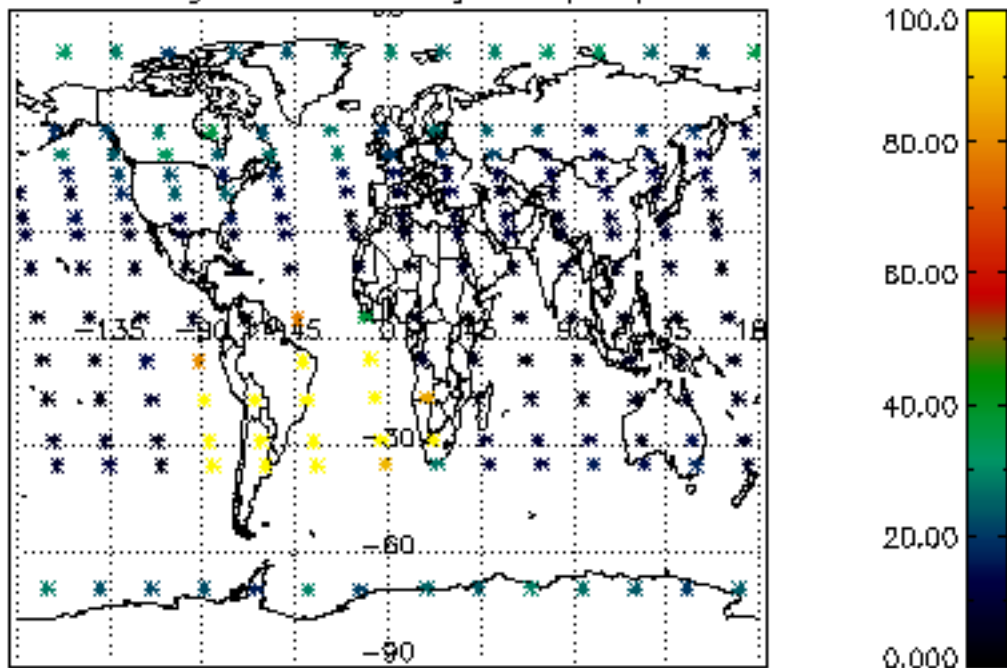
Percentage of flagged data per NO3 profile



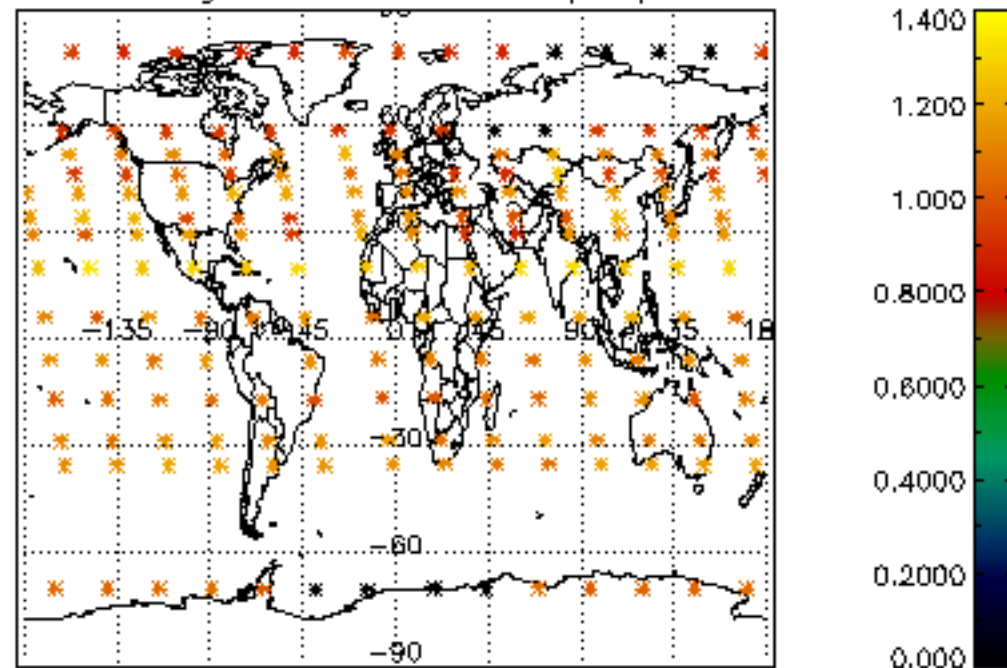




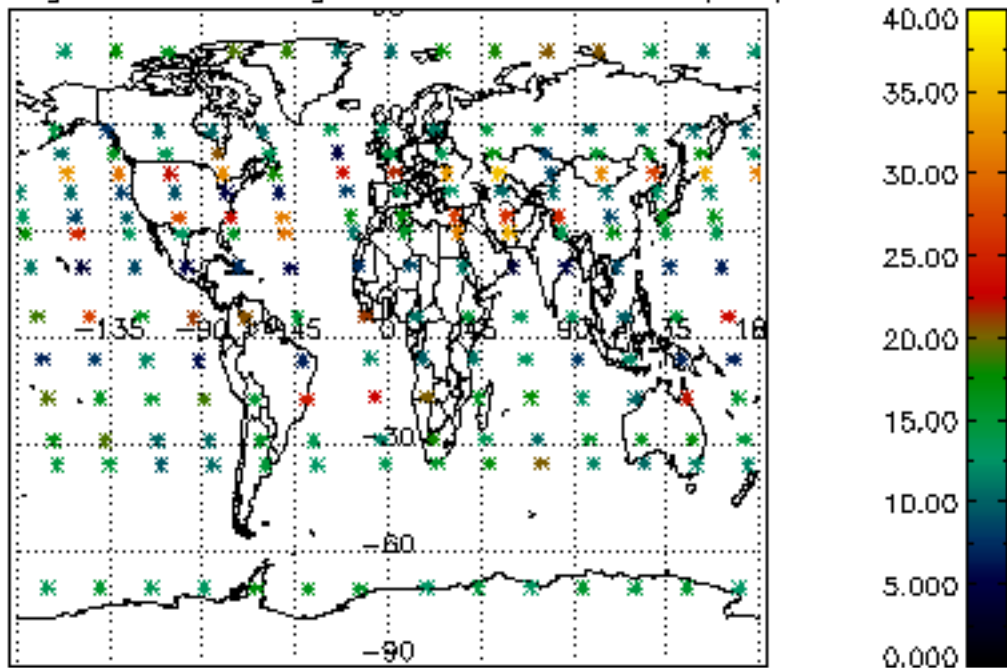
Percentage of cosmic ray hits per profile



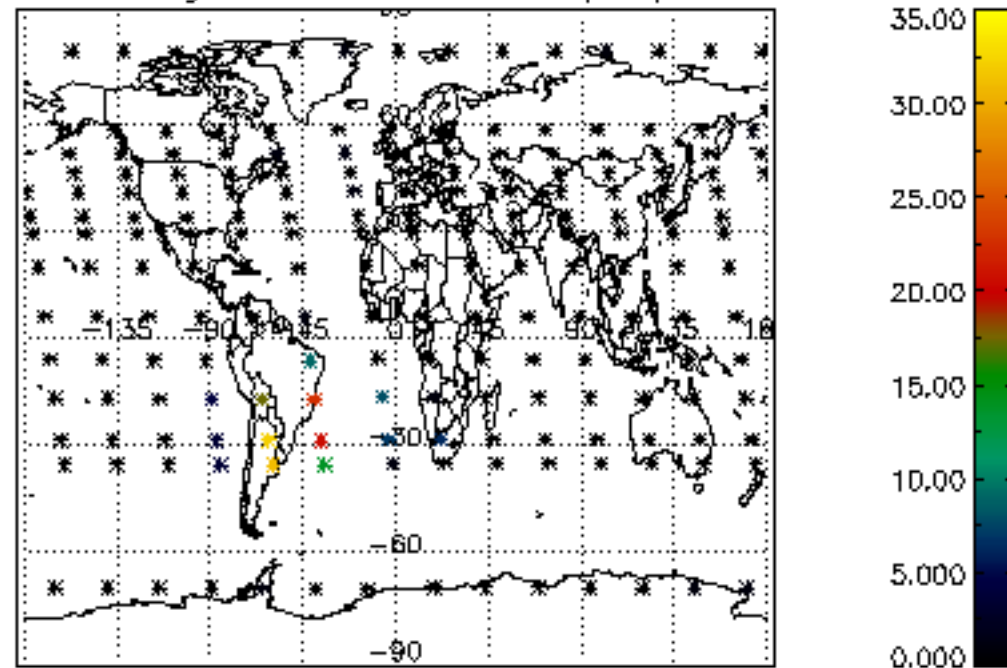
Percentage of datation errors per profile



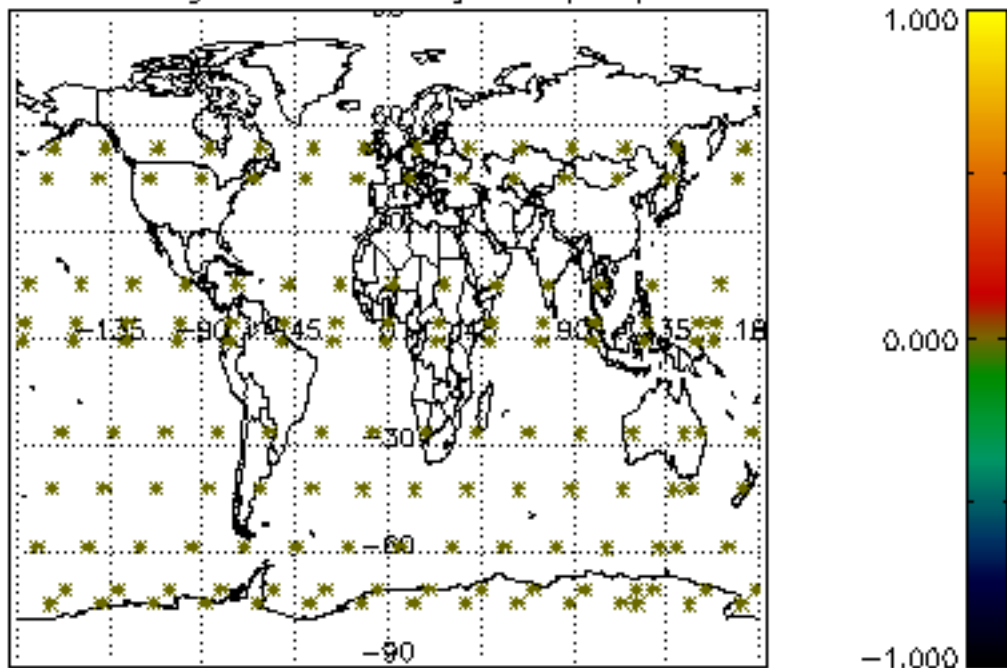
Percentage of star falling outside central band per profile



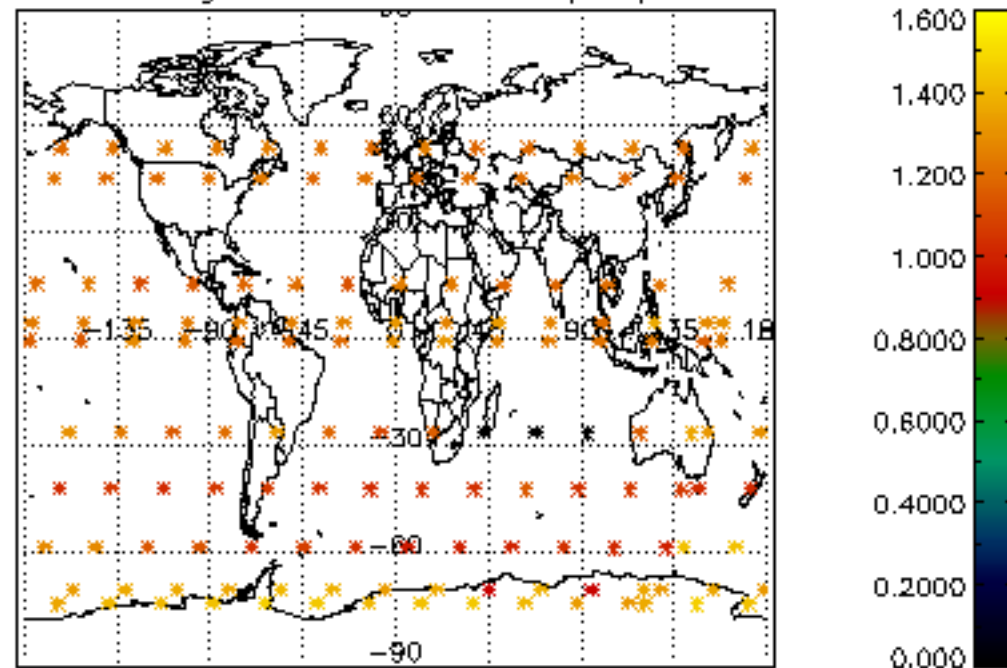
Percentage of saturation errors per profile



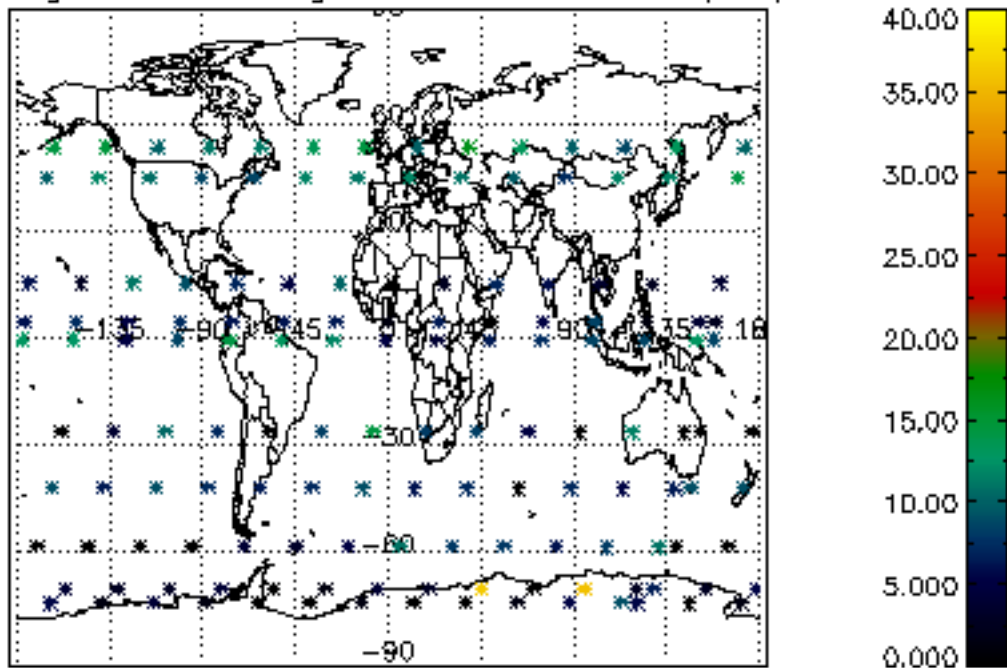
Percentage of cosmic ray hits per profile



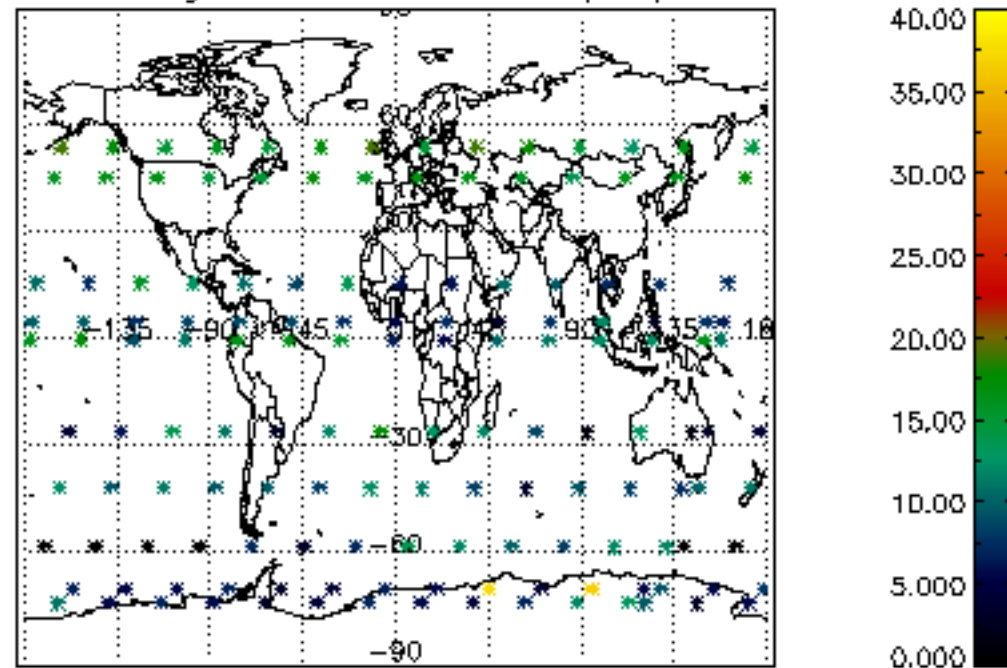
Percentage of datation errors per profile

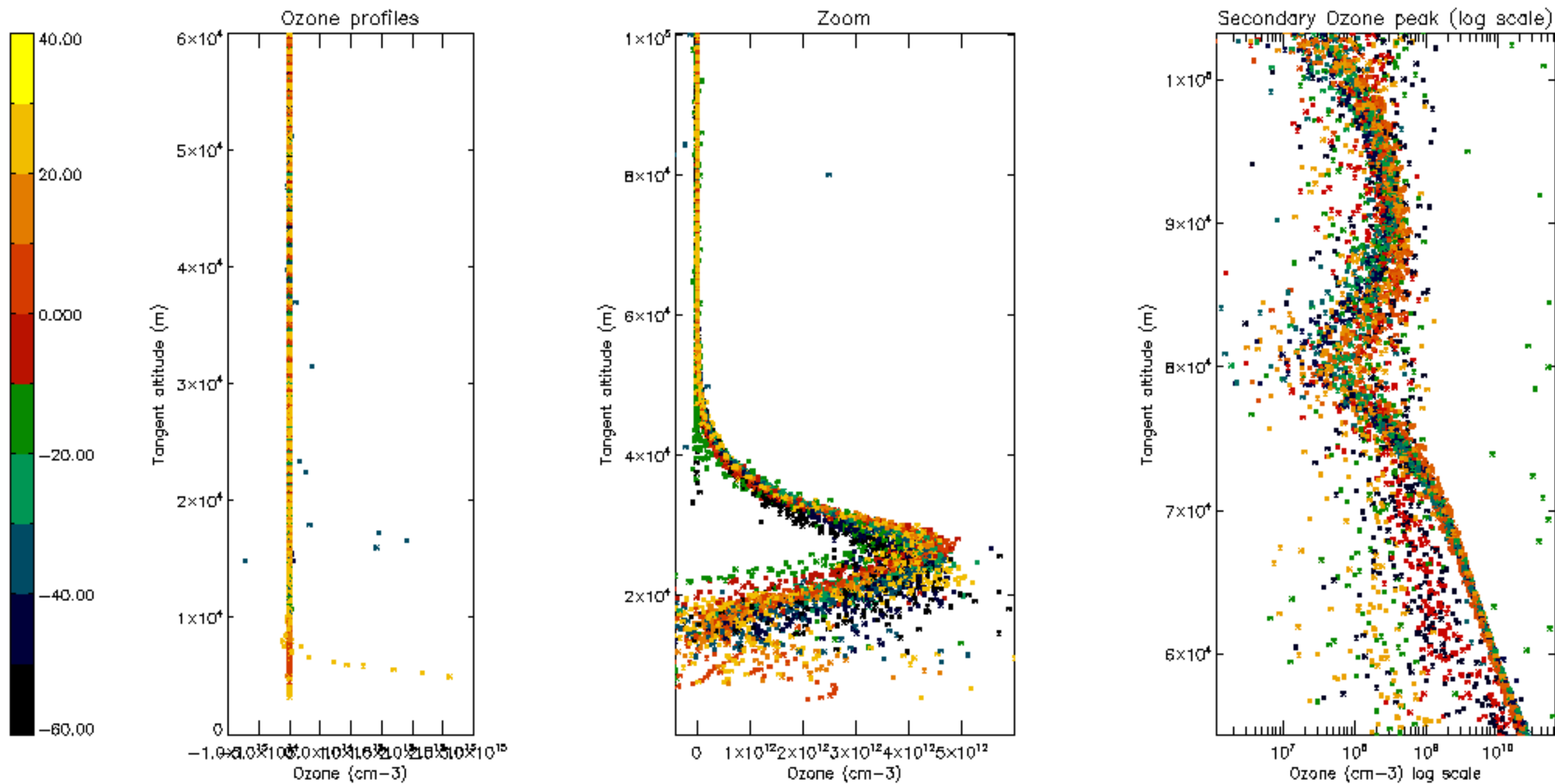


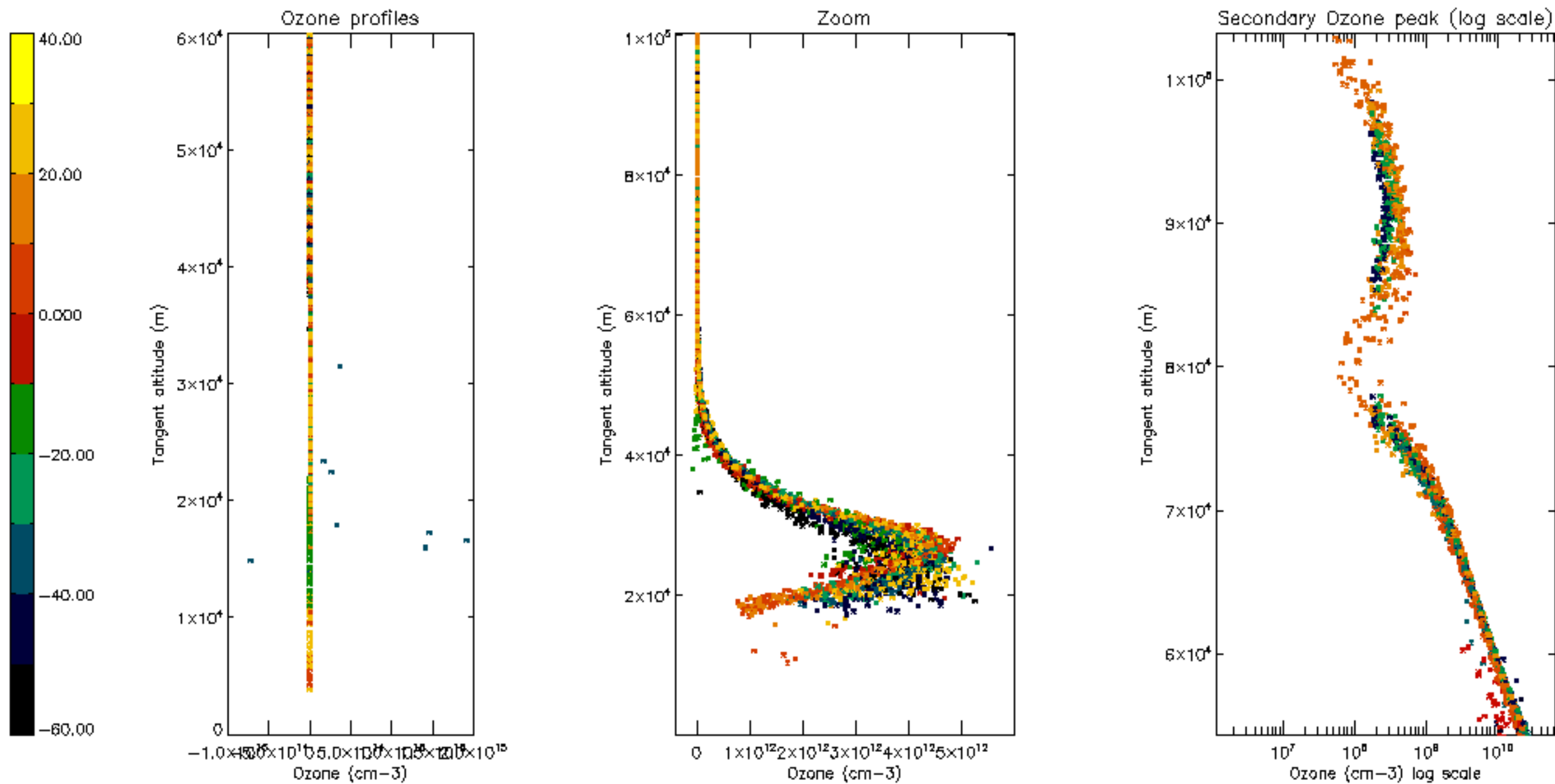
Percentage of star falling outside central band per profile

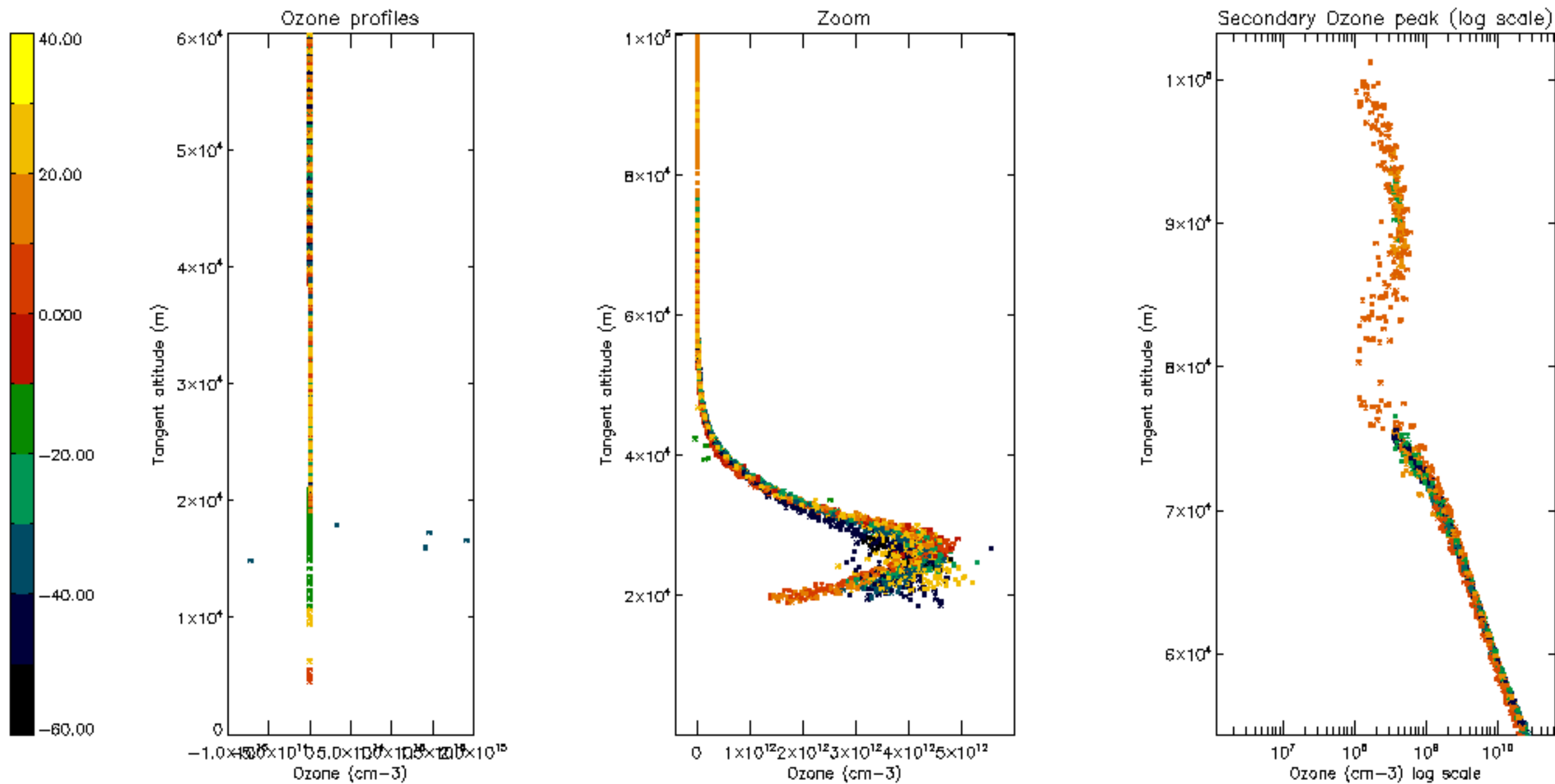


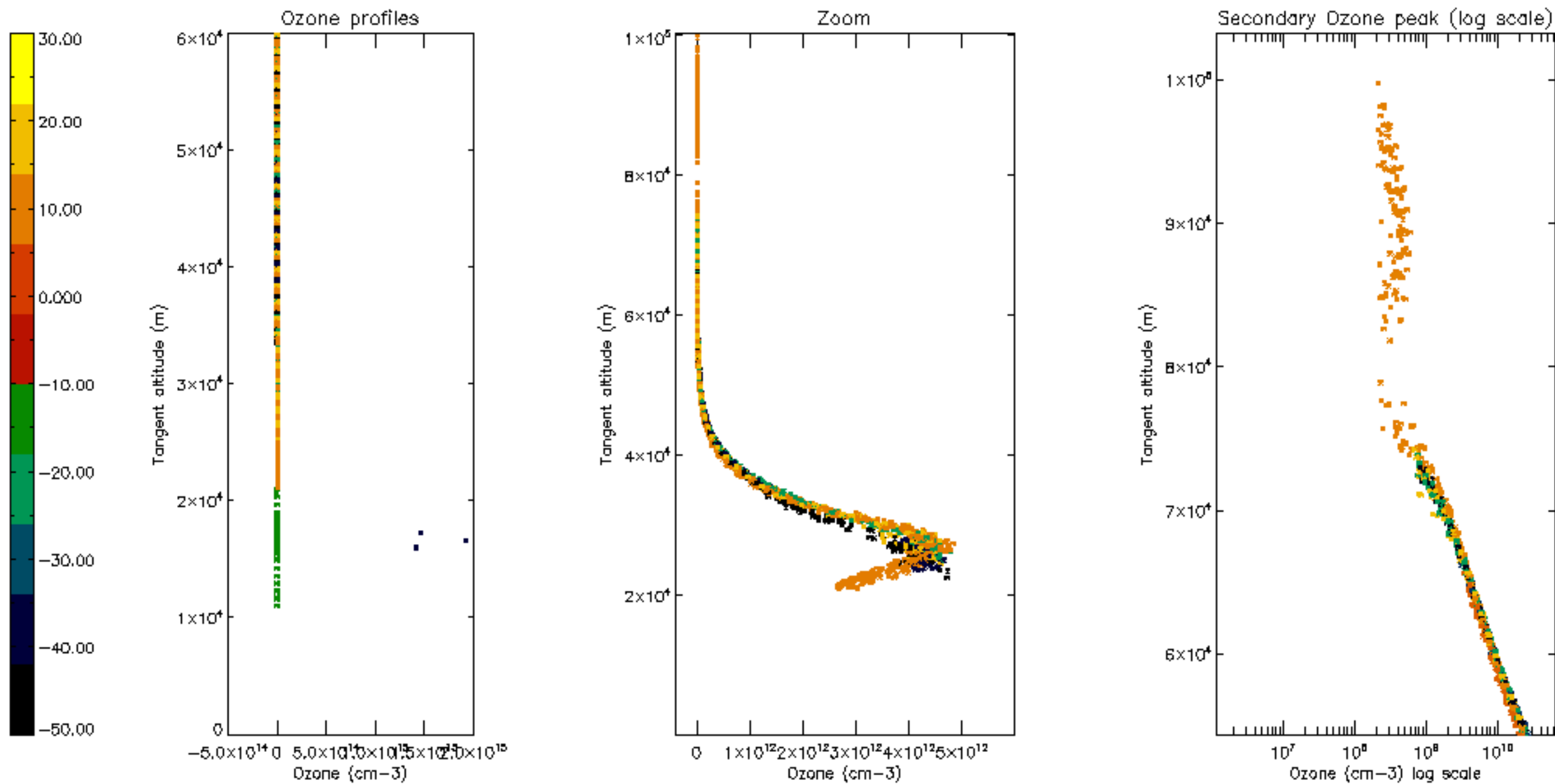
Percentage of saturation errors per profile

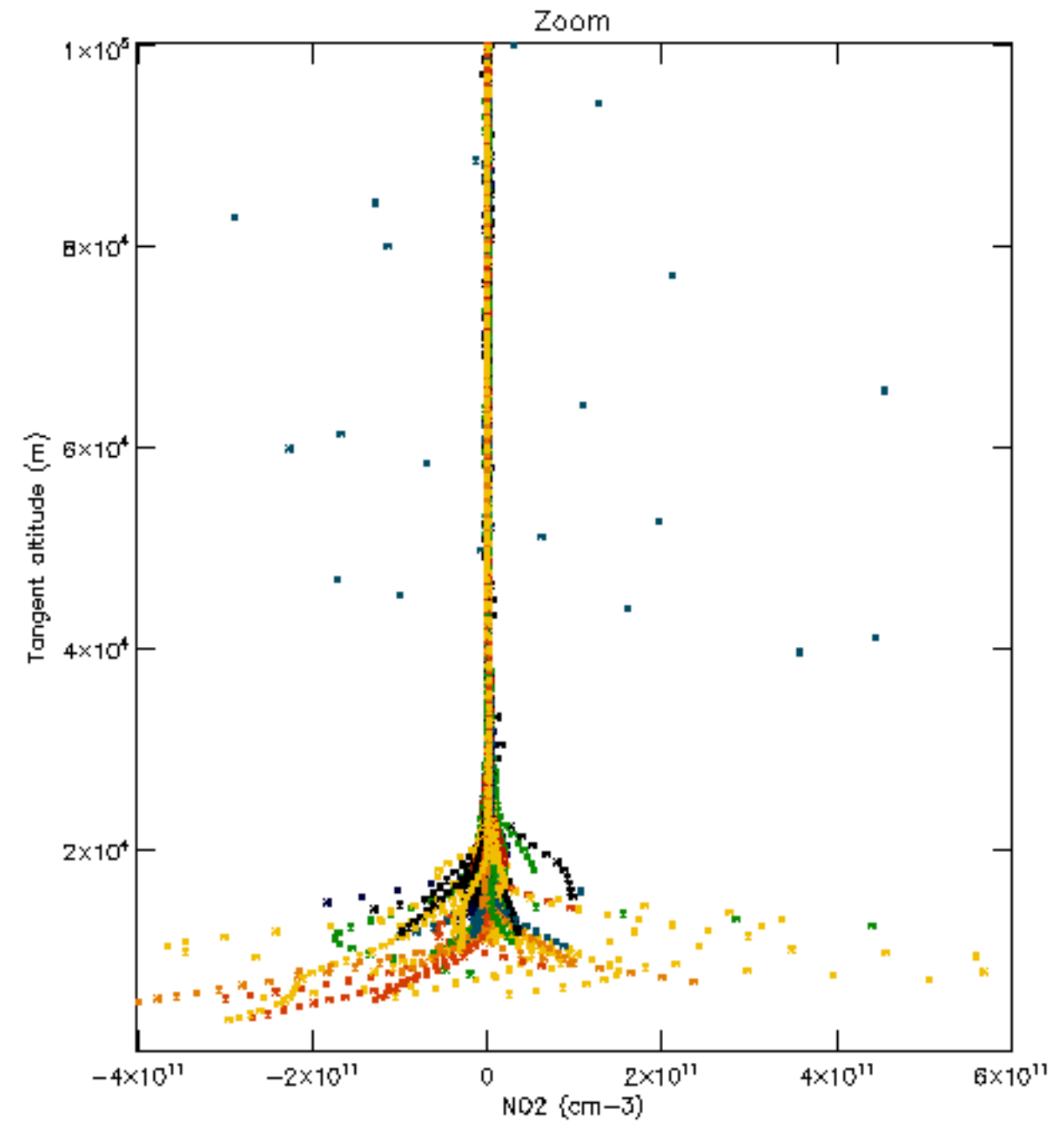
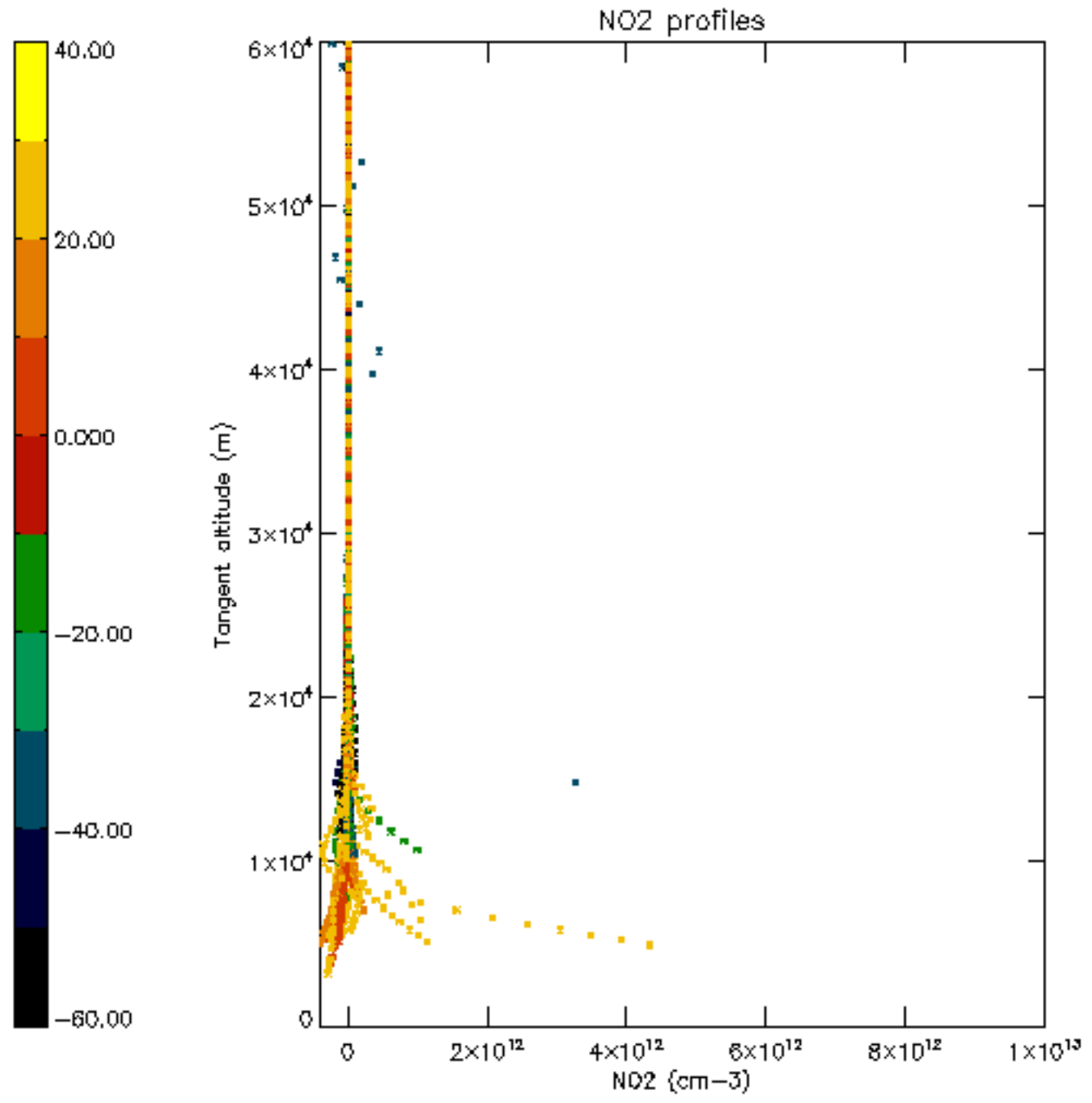


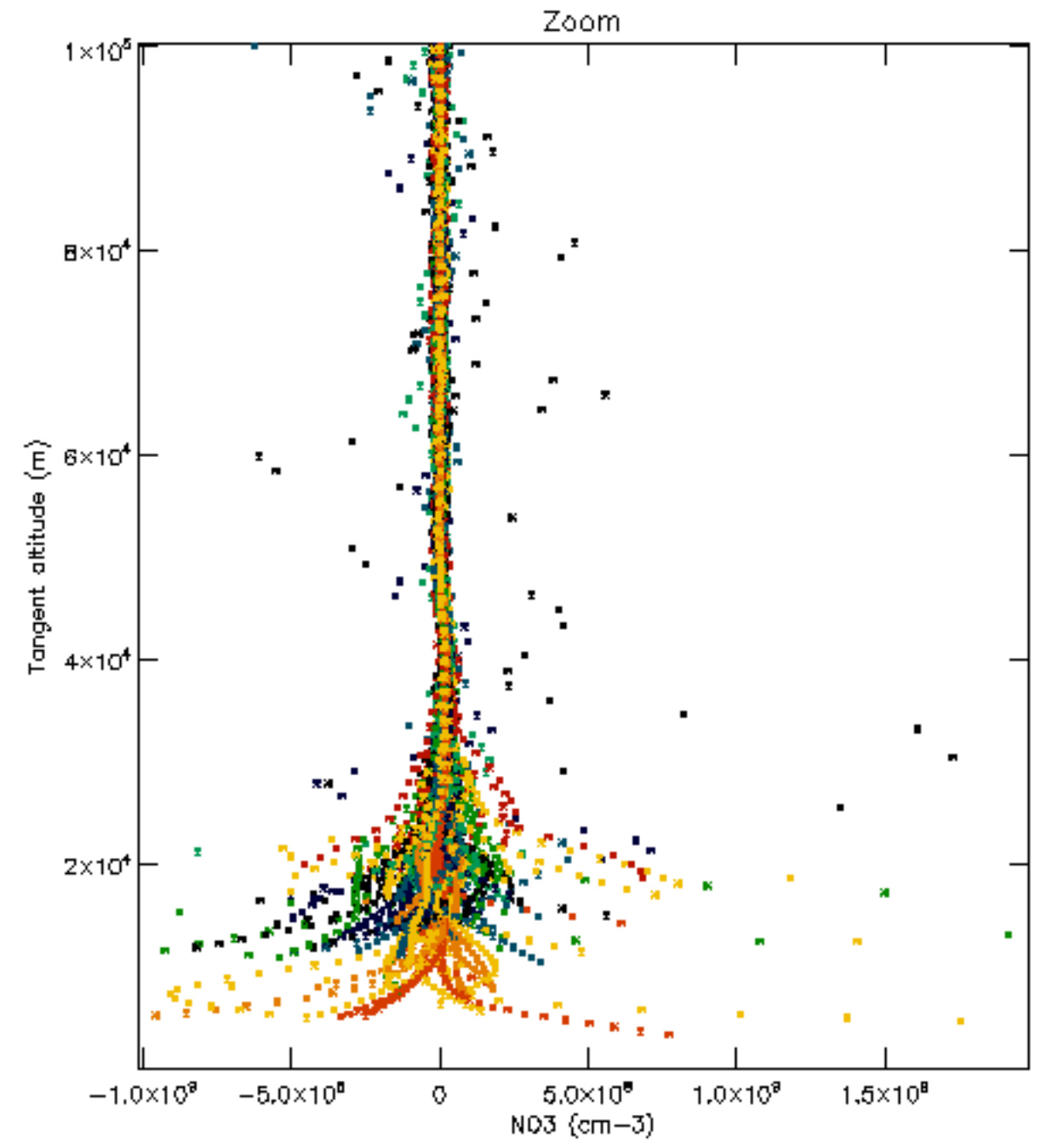
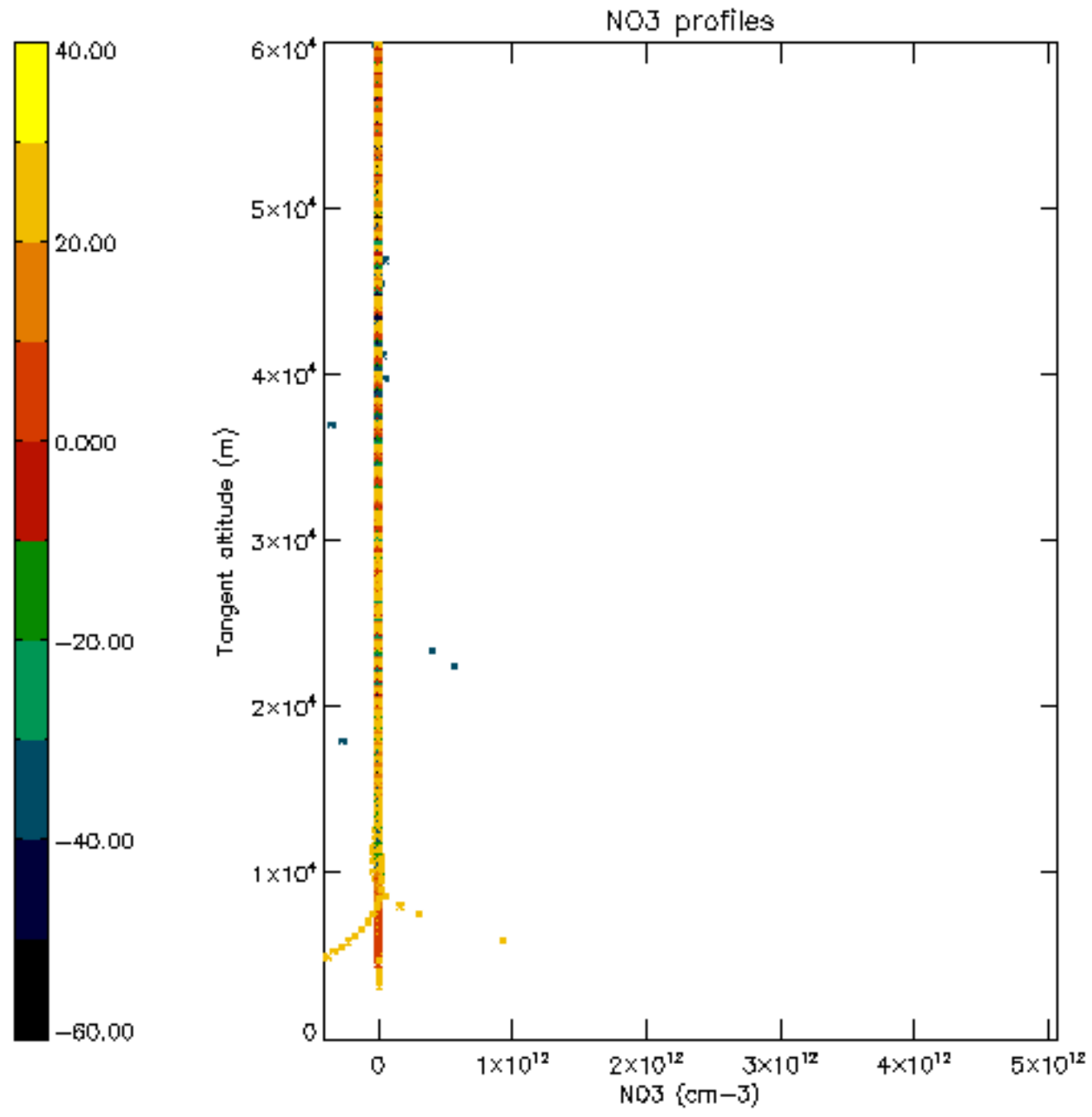


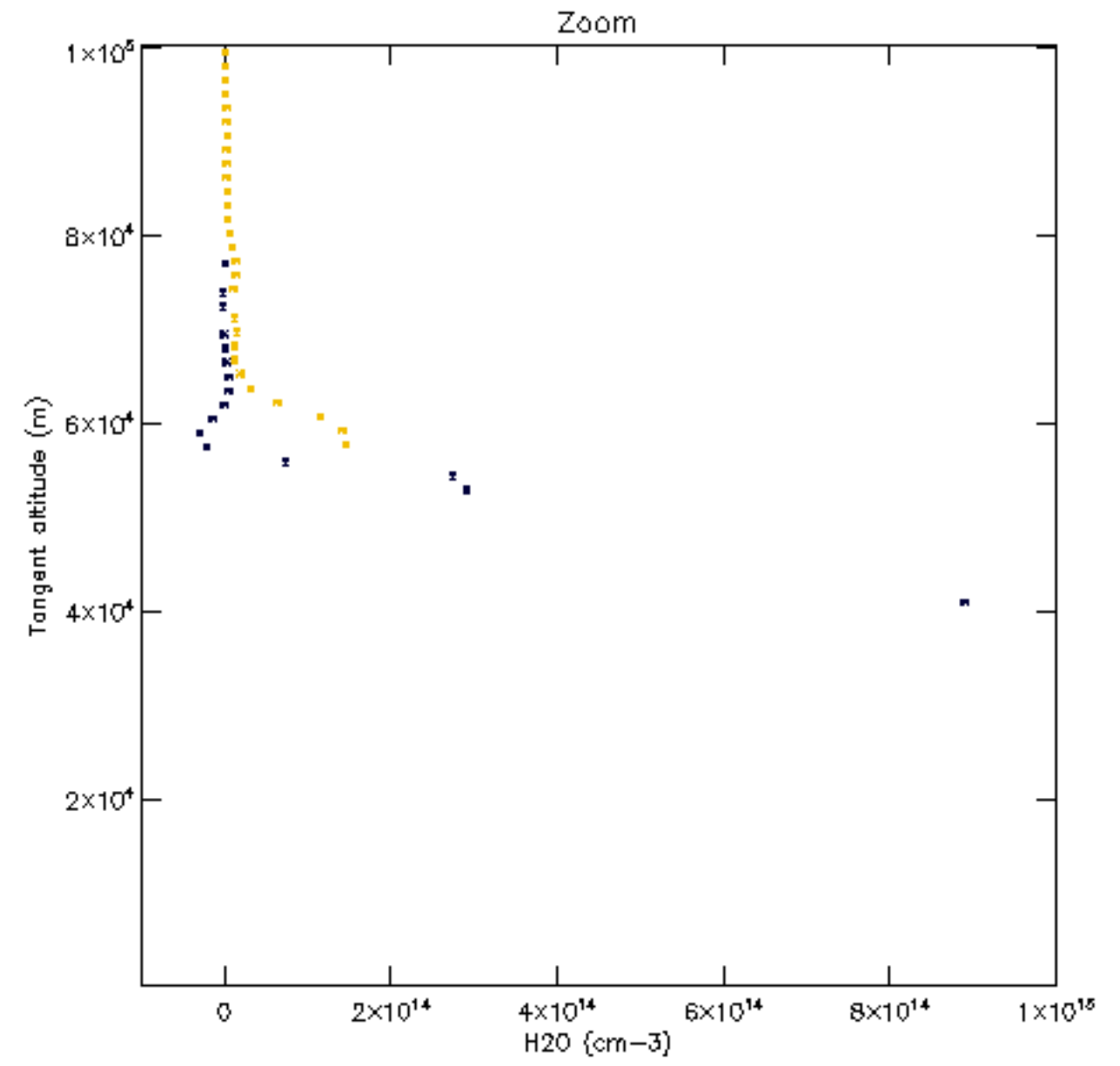
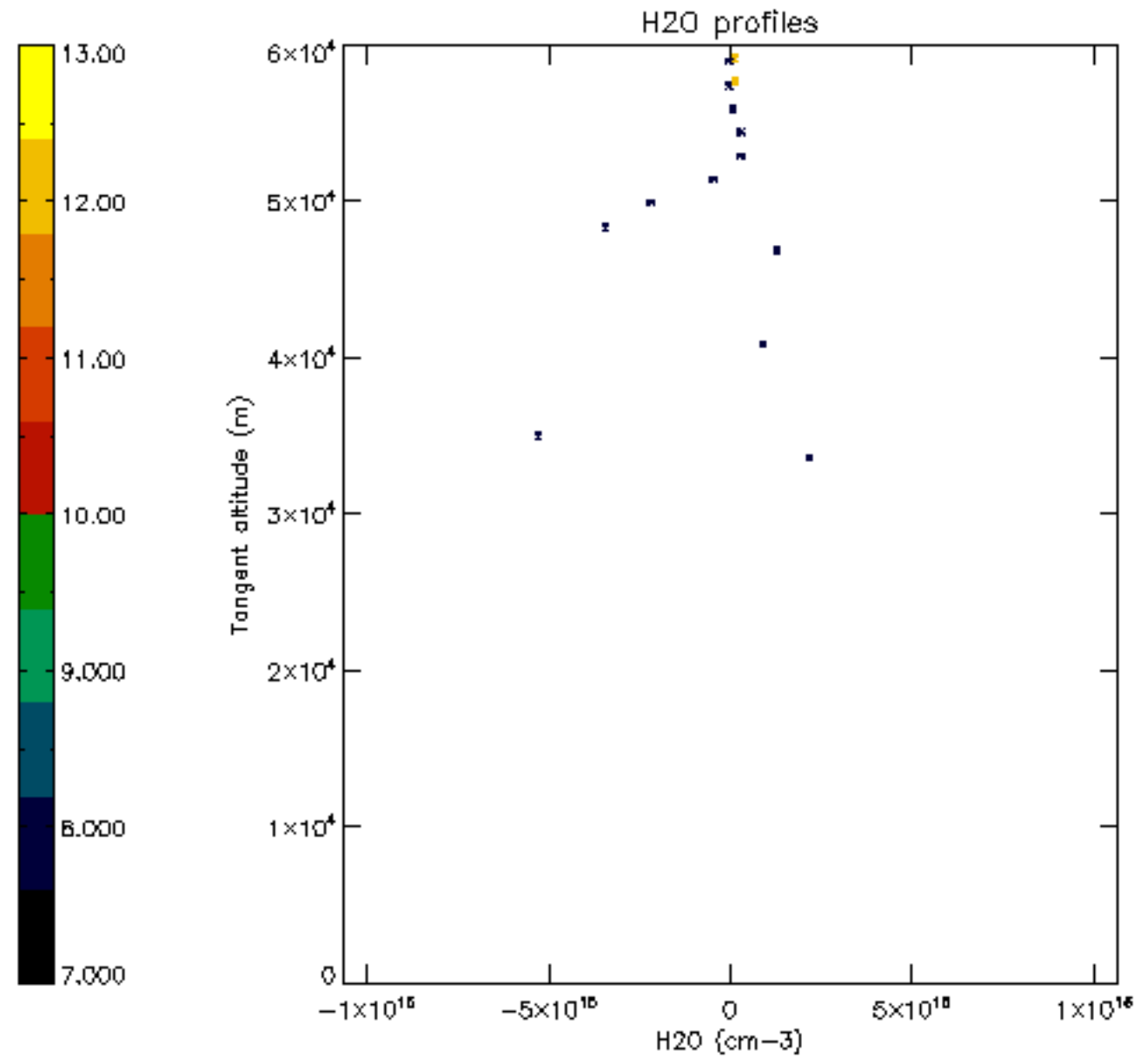


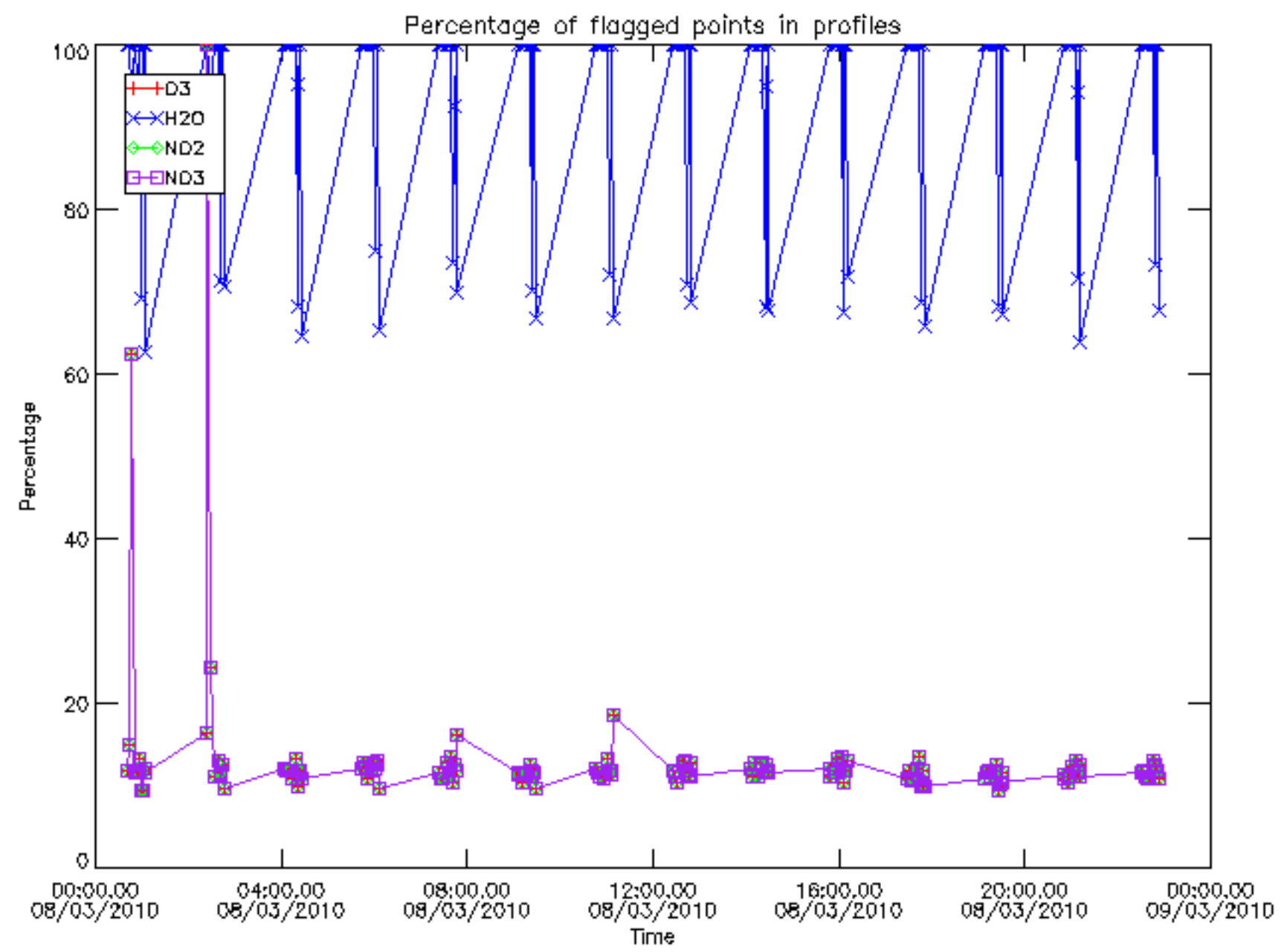




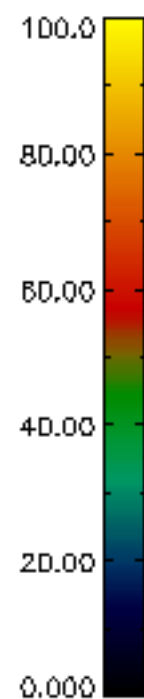
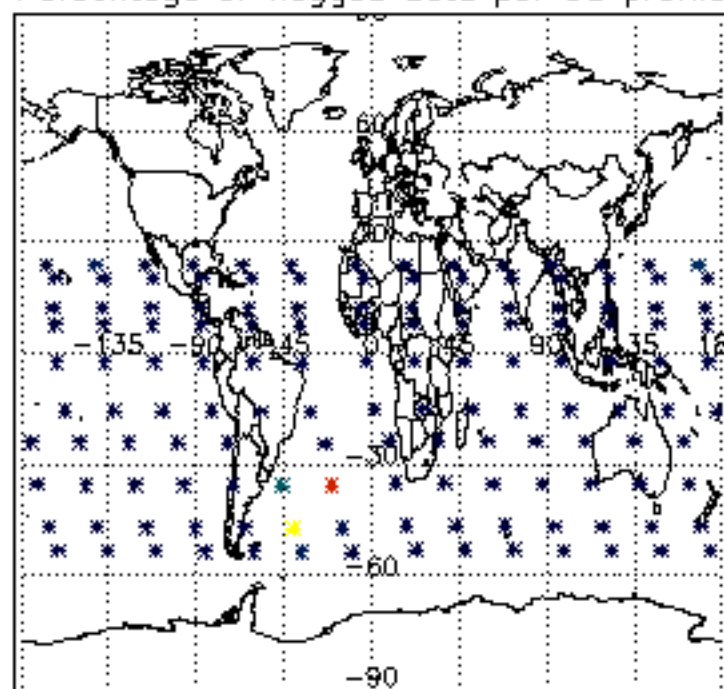




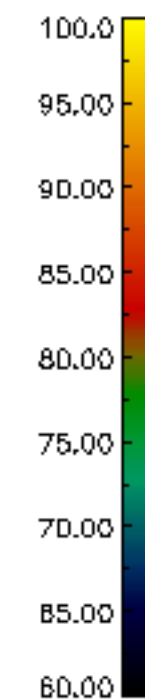
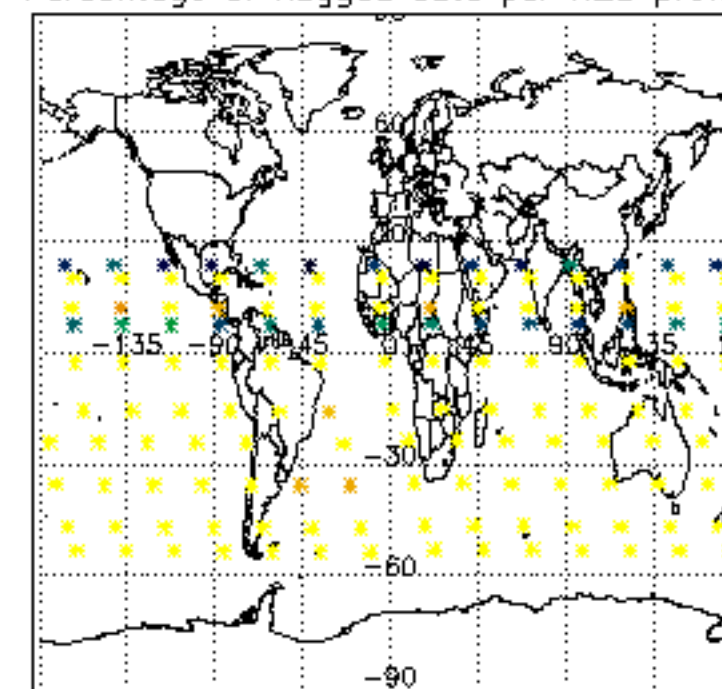




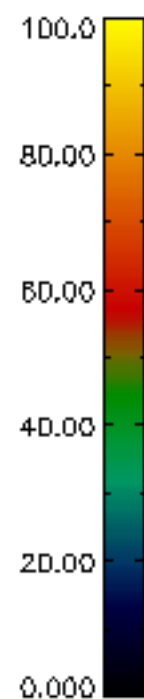
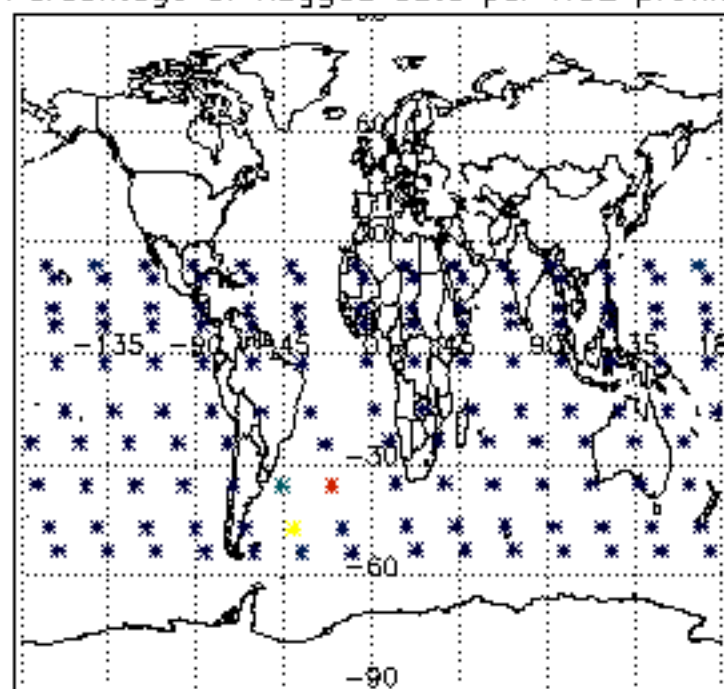
Percentage of flagged data per D3 profile



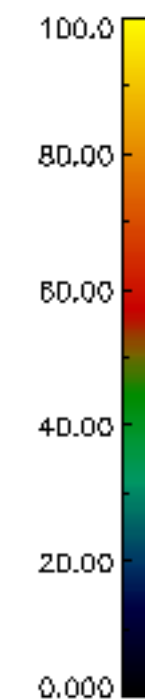
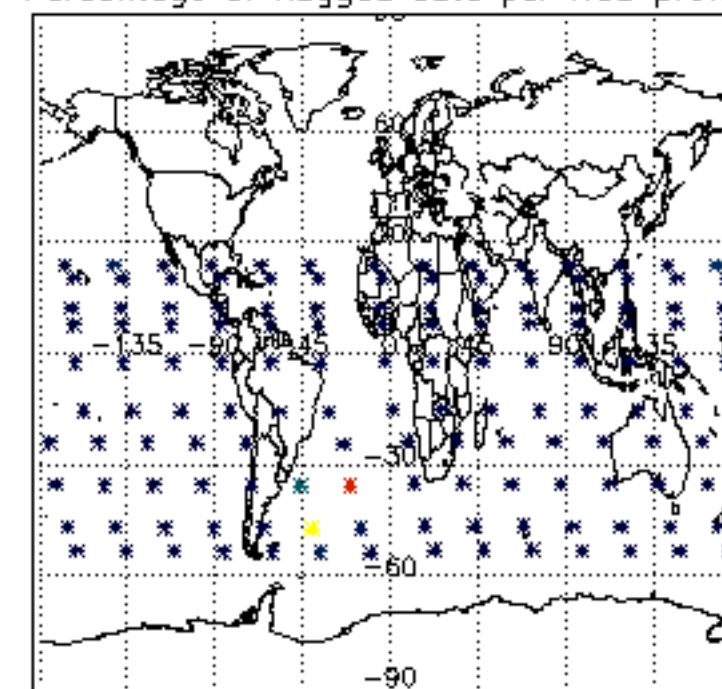
Percentage of flagged data per H2O profile

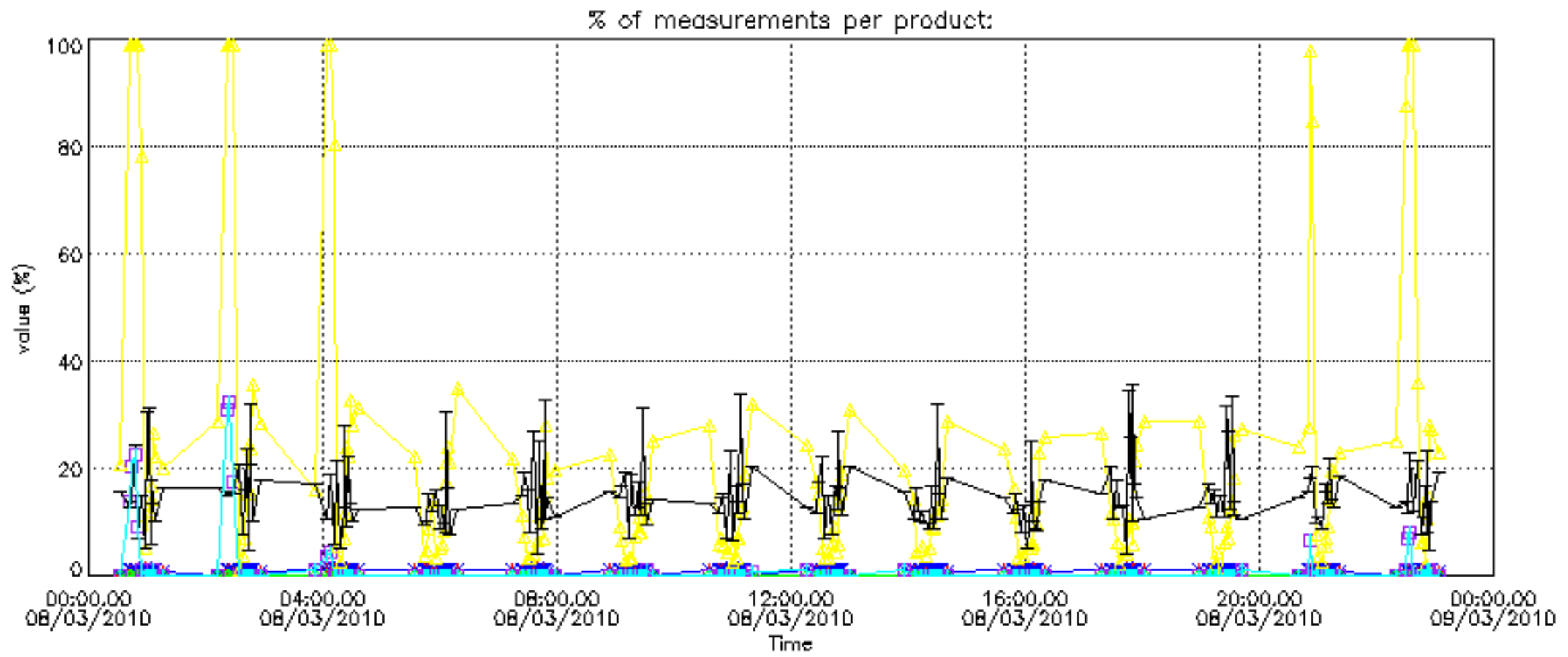


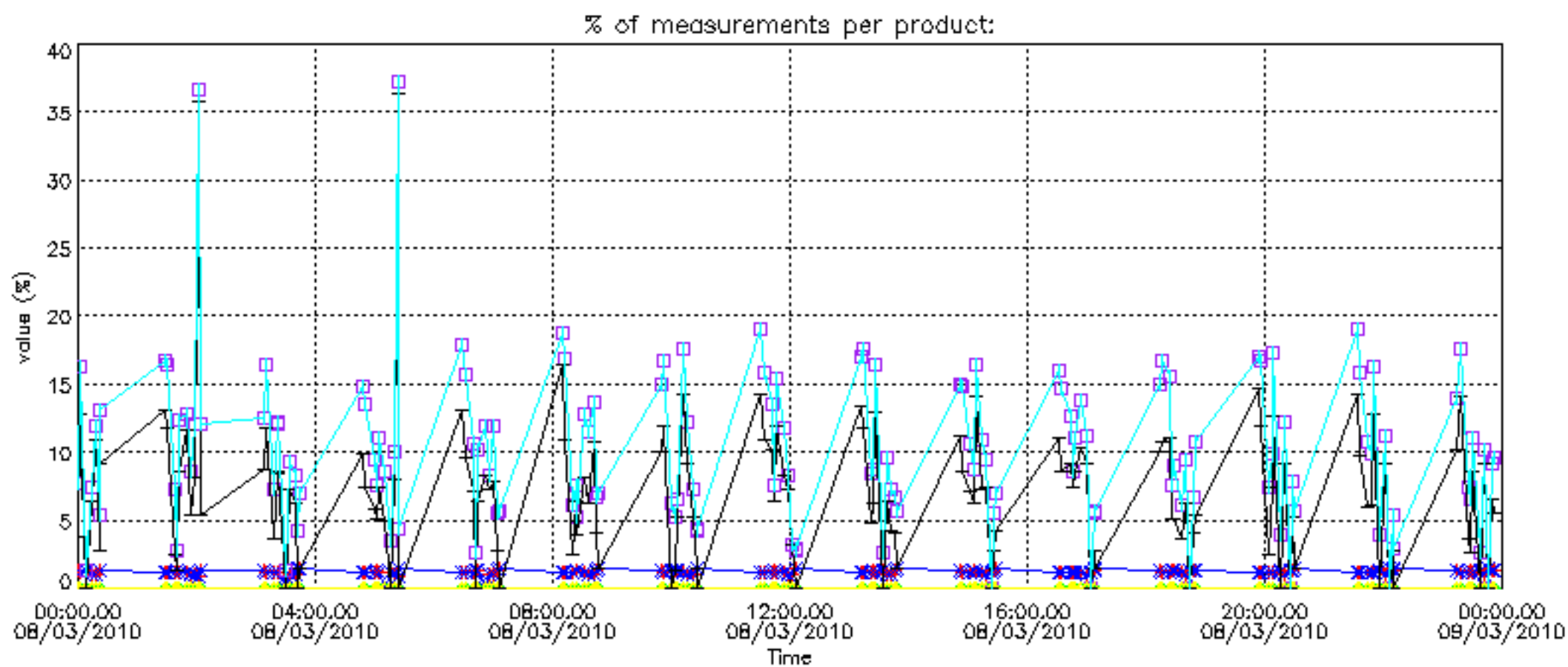
Percentage of flagged data per NO2 profile



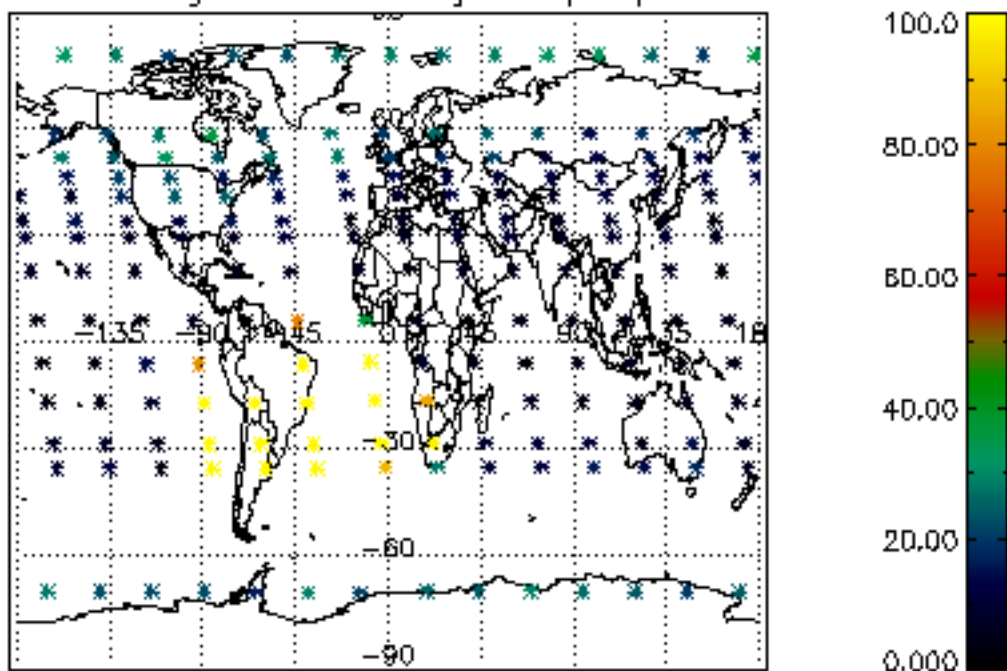
Percentage of flagged data per NO3 profile



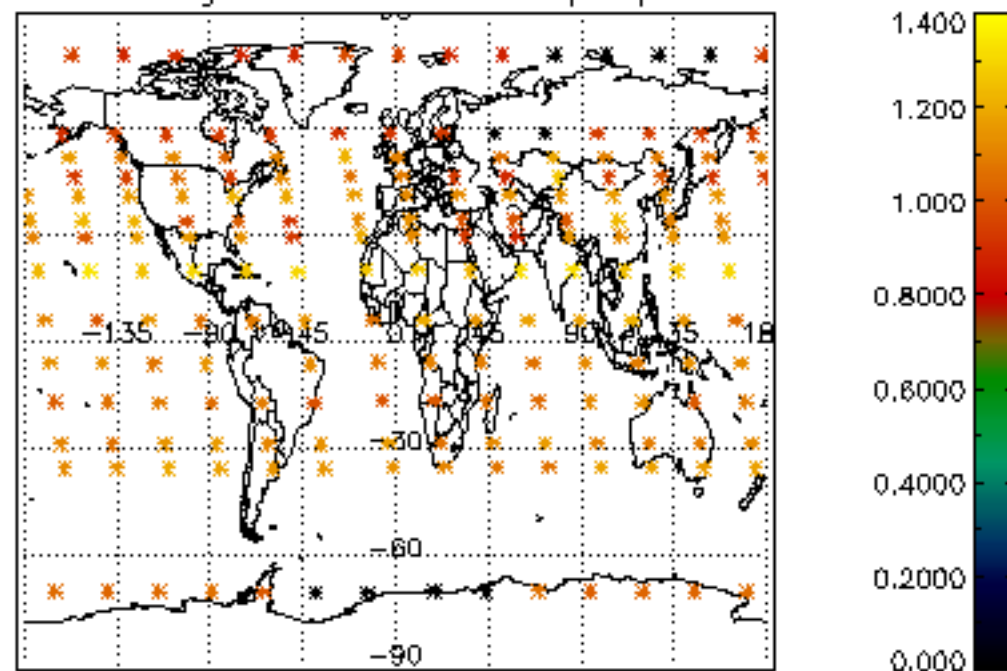




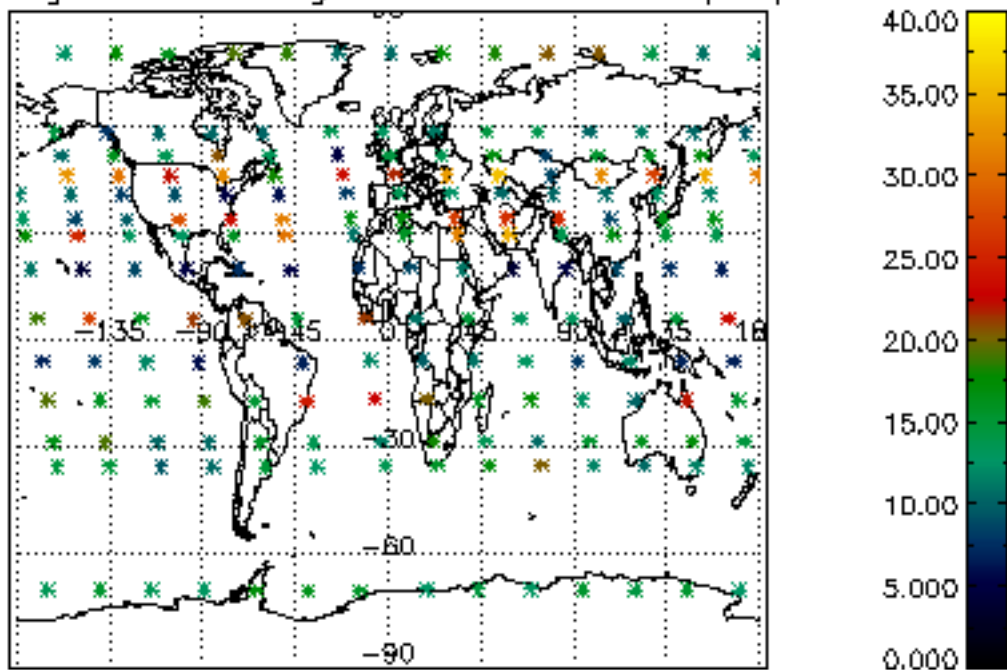
Percentage of cosmic ray hits per profile



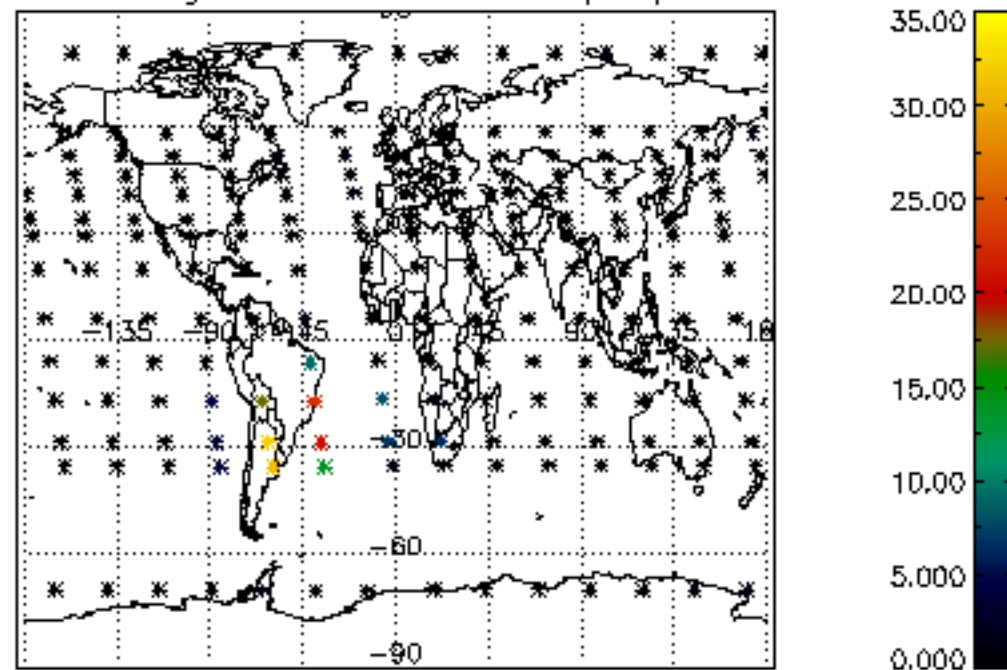
Percentage of datation errors per profile



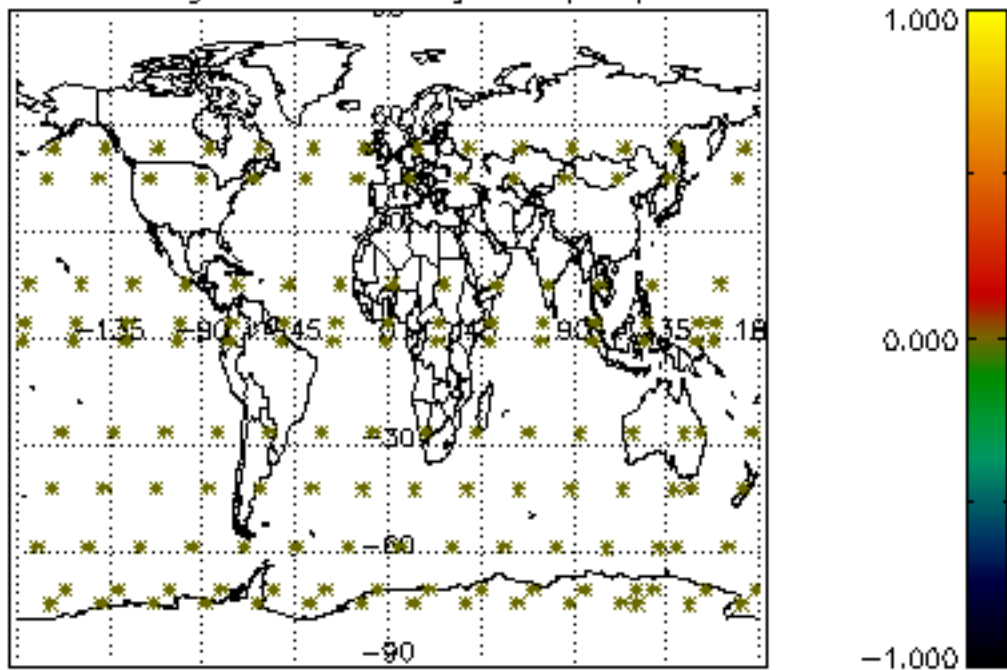
Percentage of star falling outside central band per profile



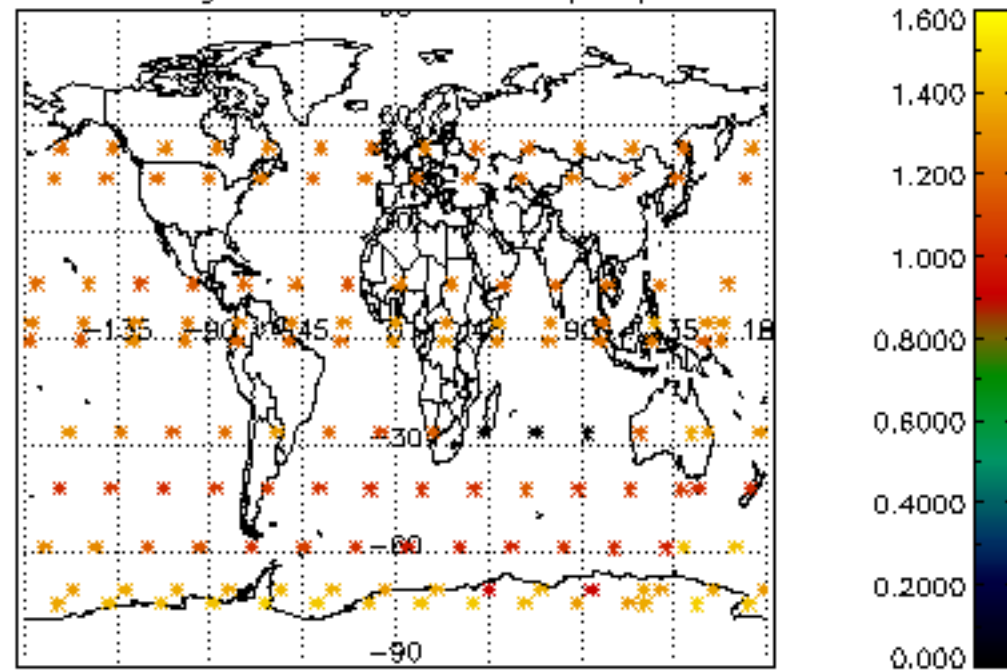
Percentage of saturation errors per profile



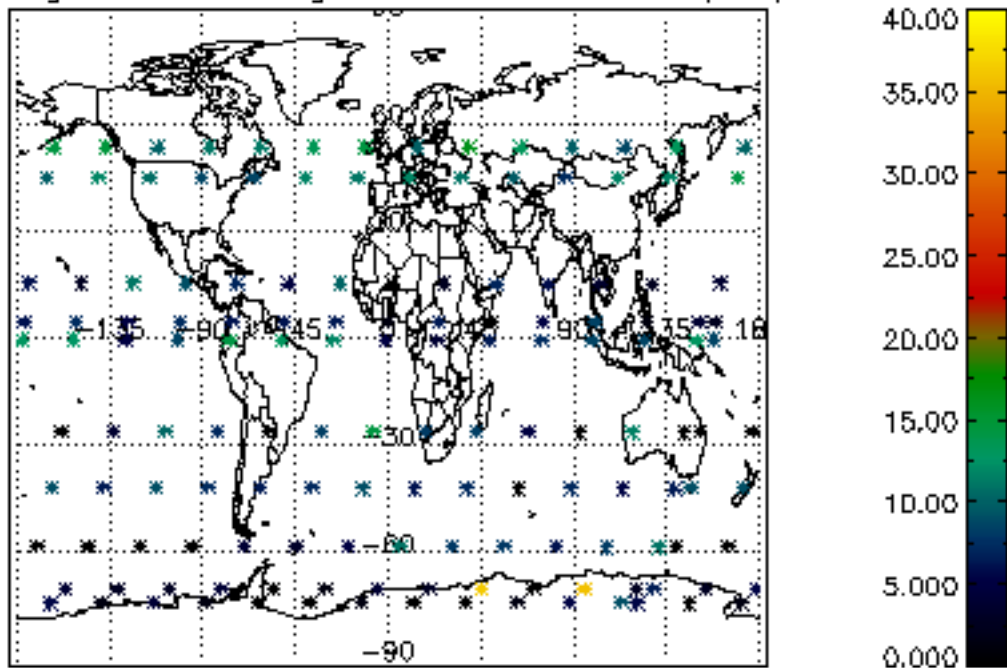
Percentage of cosmic ray hits per profile



Percentage of datation errors per profile



Percentage of star falling outside central band per profile



Percentage of saturation errors per profile

