

GOMOS Level 2 Daily Report

SUMMARY

[1. General Info](#)

[2. Summary of processed GOM_NL_2P products](#)

[3. Level 2 Quality information per product](#)

[3.1 Plot of level 2 quality information per product \(time dependant\)](#)

[3.2 Plot of level 2 quality information per product \(world map\)](#)

[4. Level 1 Quality information per product \(stored on level 2 products\)](#)

[4.1 Plot of level 1 quality information per product \(time dependant\)](#)

[4.1.1 Plot of level 1 quality information per product \(time dependant\): ASCENDING](#)

[4.1.2 Plot of level 1 quality information per product \(time dependant\): DESCENDING](#)

[4.2 Plot of level 1 quality information per product \(world map\)](#)

[4.2.1 Plot of level 1 quality information per product \(world map\): ASCENDING](#)

[4.2.2 Plot of level 1 quality information per product \(world map\): DESCENDING](#)

[5. Ozone profiles based on quality statistics and other trace gas profiles](#)

[5.1 Ozone statistics based on quality of products](#)

[5.2 Plot ozone profiles for all STD \(dark without errors\)](#)

[5.3 Plot ozone profiles where STD < 20% \(dark without errors\)](#)

[5.4. Plot ozone profiles where STD < 10% \(dark without errors\)](#)

[5.5. Plot ozone profiles where STD < 5% \(dark without errors\)](#)

[5.6 Plot NO2 profiles for all STD \(dark without errors\)](#)

[5.7 Plot NO3 profiles for all STD \(dark without errors\)](#)

[5.8 Plot H2O profiles \(only for occultations of stars 1,2,3,4,13,14,16,26,63 dark without errors\) for all STD](#)

[6. Auxiliary Data Files used for the production reported in section 2](#)

This report presents the daily analysis on parameters extracted from GOMOS level 2 data (GOM_NL__2P). It is intended to monitor some important parameters that will impact the quality of these products. A list of level 2 products (and content) that have arrived during the reporting day to the PCF is also given.

Item	Value
Time of report generation	26APR2013 18:00:16
Data source version	GOMOS/6.01
Start time of products	07-03-2010 (07MAR2010 00:00:00)
Stop time of products	08-03-2010 (08MAR2010 00:00:00)
Store outputs in DB	Yes
Nb of level 2 prods	333
Nb of prods with errors	0

2. Summary of processed GOM_NL__2P products.

Nr	Filename	UTC Start time	Limb	Duration	Star Id	Star Name	Star Mag	Star Temp	Nb Meas	Orbit	Prod. error
1	GOM_NL__2PRFIN20100307_000623_000000552087_00274_41911_8165.N1	07-MAR-2010 00:06:23	Straylight	54.500	171	2Eps Crv	3.0010	4250.0	109	41911	No
2	GOM_NL__2PRFIN20100307_001803_000000422087_00274_41911_8166.N1	07-MAR-2010 00:18:03	Bright	42.000	22	32Alp Leo	1.3600	15200.	84	41911	No
3	GOM_NL__2PRFIN20100307_002859_000000412087_00274_41911_8167.N1	07-MAR-2010 00:28:59	Bright	41.000	174	52Psi UMa	3.0040	4400.0	82	41911	No
4	GOM_NL__2PRFIN20100307_003156_000000402087_00274_41911_8168.N1	07-MAR-2010 00:31:56	Bright	40.000	82	48Bet UMa	2.3650	10600.	80	41911	No
5	GOM_NL__2PRFIN20100307_003321_000000432087_00274_41911_8169.N1	07-MAR-2010 00:33:21	Bright	42.500	36	50Alp UMa	1.8000	6300.0	85	41911	No
6	GOM_NL__2PRFIN20100307_004033_000000422087_00274_41911_8170.N1	07-MAR-2010 00:40:33	Bright	42.000	60	7Bet UMi	2.0810	3950.0	84	41911	No
7	GOM_NL__2PRFIN20100307_004505_000000492087_00274_41911_8171.N1	07-MAR-2010 00:45:05	Bright	48.500	119	14Eta Dra	2.7270	4700.0	97	41911	No
8	GOM_NL__2PRFIN20100307_004943_000000492087_00274_41911_8172.N1	07-MAR-2010 00:49:43	Bright	49.000	130	23Bet Dra	2.7990	5800.0	98	41911	No
9	GOM_NL__2PRFIN20100307_005306_000000362087_00274_41911_8173.N1	07-MAR-2010 00:53:06	Bright	36.000	144	18Del Cyg	2.8600	11000.	72	41911	No
10	GOM_NL__2PRFIN20100307_005514_000000472087_00274_41911_8174.N1	07-MAR-2010 00:55:14	Bright	47.000	5	3Alp Lyr	0.033000	11000.	94	41911	No
11	GOM_NL__2PRFIN20100307_010318_000000452087_00274_41911_8175.N1	07-MAR-2010 01:03:18	Bright	45.000	168	17Zet Aql	2.9860	11000.	90	41911	No
12	GOM_NL__2PRFIN20100307_011512_000000452087_00274_41911_8176.N1	07-MAR-2010 01:15:12	Dark	44.500	57	34Sig Sgr	2.0660	26000.	89	41911	No
13	GOM_NL__2PRFIN20100307_011827_000000442087_00274_41911_8177.N1	07-MAR-2010 01:18:27	Dark	44.000	38	20Eps Sgr	1.8360	11000.	88	41911	No
14	GOM_NL__2PRFIN20100307_012136_000000502087_00274_41911_8178.N1	07-MAR-2010 01:21:36	Dark	50.000	25	35Lam Sco	1.6200	28000.	100	41911	No
15	GOM_NL__2PRFIN20100307_012453_000000422087_00275_41912_8166.N1	07-MAR-2010 01:24:53	Dark	42.000	141	Bet Ara	2.8400	4600.0	84	41912	No
16	GOM_NL__2PRFIN20100307_013129_000000572087_00275_41912_8167.N1	07-MAR-2010 01:31:29	Dark	57.000	4	Alp1Cen	-0.010000	5800.0	114	41912	No
17	GOM_NL__2PRFIN20100307_013246_000000542087_00275_41912_8168.N1	07-MAR-2010 01:32:46	Dark	54.000	10	Bet Cen	0.61000	28000.	108	41912	No
18	GOM_NL__2PRFIN20100307_013441_000000442087_00275_41912_8169.N1	07-MAR-2010 01:34:41	Dark	43.500	77	Eps Cen	2.3030	28000.	87	41912	No
19	GOM_NL__2PRFIN20100307_013615_000000452087_00275_41912_8170.N1	07-MAR-2010 01:36:15	Dark	44.500	26	Gam Cru	1.6240	2900.0	89	41912	No
20	GOM_NL__2PRFIN20100307_013748_000000422087_00275_41912_8171.N1	07-MAR-2010 01:37:48	Dark	42.000	64	Gam Cen	2.2000	10600.	84	41912	No
21	GOM_NL__2PRFIN20100307_013936_000000522087_00275_41912_8172.N1	07-MAR-2010 01:39:36	Straylight	52.000	123	lot Cen	2.7500	10200.	104	41912	No
22	GOM_NL__2PRFIN20100307_014659_000000562087_00275_41912_8173.N1	07-MAR-2010 01:46:59	Straylight	55.500	171	2Eps Crv	3.0010	4250.0	111	41912	No
23	GOM_NL__2PRFIN20100307_015839_000000422087_00275_41912_8174.N1	07-MAR-2010 01:58:39	Bright	41.500	22	32Alp Leo	1.3600	15200.	83	41912	No
24	GOM_NL__2PRFIN20100307_020107_000000412087_00275_41912_8175.N1	07-MAR-2010 02:01:07	Bright	40.500	51	41Gam1Leo	2.0100	4500.0	81	41912	No
25	GOM_NL__2PRFIN20100307_020934_000000422087_00275_41912_8176.N1	07-MAR-2010 02:09:34	Bright	42.000	174	52Psi UMa	3.0040	4400.0	84	41912	No
26	GOM_NL__2PRFIN20100307_021232_000000592087_00275_41912_8177.N1	07-MAR-2010 02:12:32	Bright	59.000	82	48Bet UMa	2.3650	10600.	118	41912	No
27	GOM_NL__2PRFIN20100307_021356_000000422087_00275_41912_8178.N1	07-MAR-2010 02:13:56	Bright	42.000	36	50Alp UMa	1.8000	6300.0	84	41912	No
28	GOM_NL__2PRFIN20100307_022109_000000412087_00275_41912_8179.N1	07-MAR-2010 02:21:09	Bright	41.000	60	7Bet UMi	2.0810	3950.0	82	41912	No
29	GOM_NL__2PRFIN20100307_022540_000000482087_00275_41912_8180.N1	07-MAR-2010 02:25:40	Bright	47.500	119	14Eta Dra	2.7270	4700.0	95	41912	No
30	GOM_NL__2PRFIN20100307_023019_000000482087_00275_41912_8181.N1	07-MAR-2010 02:30:19	Bright	48.000	130	23Bet Dra	2.7990	5800.0	96	41912	No
31	GOM_NL__2PRFIN20100307_023342_000000362087_00275_41912_8182.N1	07-MAR-2010 02:33:42	Bright	36.000	144	18Del Cyg	2.8600	11000.	72	41912	No
32	GOM_NL__2PRFIN20100307_023550_000000492087_00275_41912_8183.N1	07-MAR-2010 02:35:50	Bright	49.000	5	3Alp Lyr	0.033000	11000.	98	41912	No
33	GOM_NL__2PRFIN20100307_024354_000000452087_00275_41912_8184.N1	07-MAR-2010 02:43:54	Bright	44.500	168	17Zet Aql	2.9860	11000.	89	41912	No
34	GOM_NL__2PRFIN20100307_025355_000000452087_00275_41912_8185.N1	07-MAR-2010 02:53:55	Dark	44.500	155	41Pi Sgr	2.9000	6600.0	89	41912	No
35	GOM_NL__2PRFIN20100307_025904_000000462087_00275_41912_8186.N1	07-MAR-2010 02:59:04	Dark	46.000	38	20Eps Sgr	1.8360	11000.	92	41912	No
36	GOM_NL__2PRFIN20100307_030213_000000572087_00275_41912_8187.N1	07-MAR-2010 03:02:13	Dark	57.000	25	35Lam Sco	1.6200	28000.	114	41912	No
37	GOM_NL__2PRFIN20100307_030530_000000512087_00276_41913_8175.N1	07-MAR-2010 03:05:30	Dark	50.500	141	Bet Ara	2.8400	4600.0	101	41913	No
38	GOM_NL__2PRFIN20100307_031205_000000432087_00276_41913_8176.N1	07-MAR-2010 03:12:05	Dark	43.000	4	Alp1Cen	-0.010000	5800.0	86	41913	No
39	GOM_NL__2PRFIN20100307_031323_000000432087_00276_41913_8177.N1	07-MAR-2010 03:13:23	Dark	42.500	10	Bet Cen	0.61000	28000.	85	41913	No
40	GOM_NL__2PRFIN20100307_031518_000000422087_00276_41913_8178.N1	07-MAR-2010 03:15:18	Dark	42.000	77	Eps Cen	2.3030	28000.	84	41913	No
41	GOM_NL__2PRFIN20100307_031651_000000552087_00276_41913_8179.N1	07-MAR-2010 03:16:51	Dark	55.000	26	Gam Cru	1.6240	2900.0	110	41913	No
42	GOM_NL__2PRFIN20100307_031824_000000482087_00276_41913_8180.N1	07-MAR-2010 03:18:24	Straylight	47.500	64	Gam Cen	2.2000	10600.	95	41913	No

43	GOM_NL__2PRFIN20100307_032013_000000552087_00276_41913_8181.N1	07-MAR-2010 03:20:13	Straylight	54.500	123	Iot Cen	2.7500	10200.	109	41913	No
44	GOM_NL__2PRFIN20100307_032735_000000572087_00276_41913_8182.N1	07-MAR-2010 03:27:35	Straylight	57.000	171	2Eps Crv	3.0010	4250.0	114	41913	No
45	GOM_NL__2PRFIN20100307_033915_000000422087_00276_41913_8183.N1	07-MAR-2010 03:39:15	Bright	42.000	22	32Alp Leo	1.3600	15200.	84	41913	No
46	GOM_NL__2PRFIN20100307_034142_000000432087_00276_41913_8184.N1	07-MAR-2010 03:41:42	Bright	42.500	51	41Gam1Leo	2.0100	4500.0	85	41913	No
47	GOM_NL__2PRFIN20100307_035010_000000442087_00276_41913_8185.N1	07-MAR-2010 03:50:10	Bright	43.500	174	52Psi UMa	3.0040	4400.0	87	41913	No
48	GOM_NL__2PRFIN20100307_035308_000000412087_00276_41913_8186.N1	07-MAR-2010 03:53:08	Bright	41.000	82	48Bet UMa	2.3650	10600.	82	41913	No
49	GOM_NL__2PRFIN20100307_035432_000000422087_00276_41913_8187.N1	07-MAR-2010 03:54:32	Bright	41.500	36	50Alp UMa	1.8000	6300.0	83	41913	No
50	GOM_NL__2PRFIN20100307_040145_000000372087_00276_41913_8188.N1	07-MAR-2010 04:01:45	Bright	37.000	60	7Bet UMi	2.0810	3950.0	74	41913	No
51	GOM_NL__2PRFIN20100307_040616_000000472087_00276_41913_8189.N1	07-MAR-2010 04:06:16	Bright	46.500	119	14Eta Dra	2.7270	4700.0	93	41913	No
52	GOM_NL__2PRFIN20100307_041055_000000502087_00276_41913_8190.N1	07-MAR-2010 04:10:55	Bright	49.500	130	23Bet Dra	2.7990	5800.0	99	41913	No
53	GOM_NL__2PRFIN20100307_041418_000000362087_00276_41913_8191.N1	07-MAR-2010 04:14:18	Bright	35.500	144	18Del Cyg	2.8600	11000.	71	41913	No
54	GOM_NL__2PRFIN20100307_041626_000000482087_00276_41913_8192.N1	07-MAR-2010 04:16:26	Bright	47.500	5	3Alp Lyr	0.033000	11000.	95	41913	No
55	GOM_NL__2PRFIN20100307_042430_000000452087_00276_41913_8193.N1	07-MAR-2010 04:24:30	Bright	45.000	168	17Zet Aql	2.9860	11000.	90	41913	No
56	GOM_NL__2PRFIN20100307_043431_000000432087_00276_41913_8194.N1	07-MAR-2010 04:34:31	Dark	43.000	155	41Pi Sgr	2.9000	6600.0	86	41913	No
57	GOM_NL__2PRFIN20100307_043625_000000452087_00276_41913_8195.N1	07-MAR-2010 04:36:25	Dark	45.000	57	34Sig Sgr	2.0660	26000.	90	41913	No
58	GOM_NL__2PRFIN20100307_043940_000000442087_00276_41913_8196.N1	07-MAR-2010 04:39:40	Dark	44.000	38	20Eps Sgr	1.8360	11000.	88	41913	No
59	GOM_NL__2PRFIN20100307_044250_000000472087_00276_41913_8197.N1	07-MAR-2010 04:42:50	Dark	47.000	25	35Lam Sco	1.6200	28000.	94	41913	No
60	GOM_NL__2PRFIN20100307_044607_000000432087_00277_41914_8187.N1	07-MAR-2010 04:46:07	Dark	42.500	141	Bet Ara	2.8400	4600.0	85	41914	No
61	GOM_NL__2PRFIN20100307_045242_000000442087_00277_41914_8188.N1	07-MAR-2010 04:52:42	Dark	44.000	4	Alp1Cen	-0.010000	5800.0	88	41914	No
62	GOM_NL__2PRFIN20100307_045359_000000492087_00277_41914_8189.N1	07-MAR-2010 04:53:59	Dark	49.000	10	Bet Cen	0.61000	28000.	98	41914	No
63	GOM_NL__2PRFIN20100307_045555_000000492087_00277_41914_8190.N1	07-MAR-2010 04:55:55	Dark	49.000	77	Eps Cen	2.3030	28000.	98	41914	No
64	GOM_NL__2PRFIN20100307_045727_000000452087_00277_41914_8191.N1	07-MAR-2010 04:57:27	Dark	45.000	26	Gam Cru	1.6240	2900.0	90	41914	No
65	GOM_NL__2PRFIN20100307_045901_000000452087_00277_41914_8192.N1	07-MAR-2010 04:59:01	Straylight	45.000	64	Gam Cen	2.2000	10600.	90	41914	No
66	GOM_NL__2PRFIN20100307_050050_000000562087_00277_41914_8193.N1	07-MAR-2010 05:00:50	Straylight	56.000	123	Iot Cen	2.7500	10200.	112	41914	No
67	GOM_NL__2PRFIN20100307_050812_000000552087_00277_41914_8194.N1	07-MAR-2010 05:08:12	Straylight	55.000	171	2Eps Crv	3.0010	4250.0	110	41914	No
68	GOM_NL__2PRFIN20100307_051951_000000412087_00277_41914_8195.N1	07-MAR-2010 05:19:51	Bright	41.000	22	32Alp Leo	1.3600	15200.	82	41914	No
69	GOM_NL__2PRFIN20100307_052218_000000432087_00277_41914_8196.N1	07-MAR-2010 05:22:18	Bright	42.500	51	41Gam1Leo	2.0100	4500.0	85	41914	No
70	GOM_NL__2PRFIN20100307_053045_000000432087_00277_41914_8197.N1	07-MAR-2010 05:30:45	Bright	42.500	174	52Psi UMa	3.0040	4400.0	85	41914	No
71	GOM_NL__2PRFIN20100307_053343_000000402087_00277_41914_8198.N1	07-MAR-2010 05:33:43	Bright	39.500	82	48Bet UMa	2.3650	10600.	79	41914	No
72	GOM_NL__2PRFIN20100307_053508_000000412087_00277_41914_8199.N1	07-MAR-2010 05:35:08	Bright	41.000	36	50Alp UMa	1.8000	6300.0	82	41914	No
73	GOM_NL__2PRFIN20100307_054220_000000422087_00277_41914_8200.N1	07-MAR-2010 05:42:20	Bright	42.000	60	7Bet UMi	2.0810	3950.0	84	41914	No
74	GOM_NL__2PRFIN20100307_054651_000000492087_00277_41914_8201.N1	07-MAR-2010 05:46:51	Bright	48.500	119	14Eta Dra	2.7270	4700.0	97	41914	No
75	GOM_NL__2PRFIN20100307_055130_000000512087_00277_41914_8202.N1	07-MAR-2010 05:51:30	Bright	51.000	130	23Bet Dra	2.7990	5800.0	102	41914	No
76	GOM_NL__2PRFIN20100307_055454_000000382087_00277_41914_8203.N1	07-MAR-2010 05:54:54	Bright	38.000	144	18Del Cyg	2.8600	11000.	76	41914	No
77	GOM_NL__2PRFIN20100307_055702_000000492087_00277_41914_8204.N1	07-MAR-2010 05:57:02	Bright	49.000	5	3Alp Lyr	0.033000	11000.	98	41914	No
78	GOM_NL__2PRFIN20100307_060506_000000512087_00277_41914_8205.N1	07-MAR-2010 06:05:06	Bright	50.500	168	17Zet Aql	2.9860	11000.	101	41914	No
79	GOM_NL__2PRFIN20100307_061508_000000452087_00277_41914_8206.N1	07-MAR-2010 06:15:08	Dark	45.000	155	41Pi Sgr	2.9000	6600.0	90	41914	No
80	GOM_NL__2PRFIN20100307_061702_000000452087_00277_41914_8207.N1	07-MAR-2010 06:17:02	Dark	44.500	57	34Sig Sgr	2.0660	26000.	89	41914	No
81	GOM_NL__2PRFIN20100307_062017_000000472087_00277_41914_8208.N1	07-MAR-2010 06:20:17	Dark	46.500	38	20Eps Sgr	1.8360	11000.	93	41914	No
82	GOM_NL__2PRFIN20100307_062327_000000572087_00277_41914_8209.N1	07-MAR-2010 06:23:27	Dark	57.000	25	35Lam Sco	1.6200	28000.	114	41914	No
83	GOM_NL__2PRFIN20100307_062643_000000492087_00278_41915_8195.N1	07-MAR-2010 06:26:43	Dark	48.500	141	Bet Ara	2.8400	4600.0	97	41915	No
84	GOM_NL__2PRFIN20100307_063318_000000432087_00278_41915_8196.N1	07-MAR-2010 06:33:18	Dark	43.000	4	Alp1Cen	-0.010000	5800.0	86	41915	No
85	GOM_NL__2PRFIN20100307_063436_000000432087_00278_41915_8197.N1	07-MAR-2010 06:34:36	Dark	43.000	10	Bet Cen	0.61000	28000.	86	41915	No
86	GOM_NL__2PRFIN20100307_063631_000000432087_00278_41915_8198.N1	07-MAR-2010 06:36:31	Dark	43.000	77	Eps Cen	2.3030	28000.	86	41915	No
87	GOM_NL__2PRFIN20100307_063804_000000532087_00278_41915_8199.N1	07-MAR-2010 06:38:04	Dark	53.000	26	Gam Cru	1.6240	2900.0	106	41915	No
88	GOM_NL__2PRFIN20100307_063937_000000452087_00278_41915_8200.N1	07-MAR-2010 06:39:37	Straylight	45.000	64	Gam Cen	2.2000	10600.	90	41915	No
89	GOM_NL__2PRFIN20100307_064127_000000562087_00278_41915_8201.N1	07-MAR-2010 06:41:27	Straylight	56.000	123	Iot Cen	2.7500	10200.	112	41915	No
90	GOM_NL__2PRFIN20100307_064848_000000572087_00278_41915_8202.N1	07-MAR-2010 06:48:48	Straylight	57.000	171	2Eps Crv	3.0010	4250.0	114	41915	No
91	GOM_NL__2PRFIN20100307_070027_000000412087_00278_41915_8203.N1	07-MAR-2010 07:00:27	Bright	41.000	22	32Alp Leo	1.3600	15200.	82	41915	No
92	GOM_NL__2PRFIN20100307_070254_000000422087_00278_41915_8204.N1	07-MAR-2010 07:02:54	Bright	41.500	51	41Gam1Leo	2.0100	4500.0	83	41915	No
93	GOM_NL__2PRFIN20100307_071121_000000432087_00278_41915_8205.N1	07-MAR-2010 07:11:21	Bright	42.500	174	52Psi UMa	3.0040	4400.0	85	41915	No
94	GOM_NL__2PRFIN20100307_071419_000000402087_00278_41915_8206.N1	07-MAR-2010 07:14:19	Bright	39.500	82	48Bet UMa	2.3650	10600.	79	41915	No
95	GOM_NL__2PRFIN20100307_071544_000000402087_00278_41915_8207.N1	07-MAR-2010 07:15:44	Bright	40.000	36	50Alp UMa	1.8000	6300.0	80	41915	No
96	GOM_NL__2PRFIN20100307_072256_000000412087_00278_41915_8208.N1	07-MAR-2010 07:22:56	Bright	40.500	60	7Bet UMi	2.0810	3950.0	81	41915	No
97	GOM_NL__2PRFIN20100307_072727_000000472087_00278_41915_8209.N1	07-MAR-2010 07:27:27	Bright	46.500	119	14Eta Dra	2.7270	4700.0	93	41915	No
98	GOM_NL__2PRFIN20100307_073206_000000492087_00278_41915_8210.N1	07-MAR-2010 07:32:06	Bright	49.000	130	23Bet Dra	2.7990	5800.0	98	41915	No
99	GOM_NL__2PRFIN20100307_073530_000000372087_00278_41915_8211.N1	07-MAR-2010 07:35:30	Bright	37.000	144	18Del Cyg	2.8600	11000.	74	41915	No
100	GOM_NL__2PRFIN20100307_073738_000000512087_00278_41915_8212.N1	07-MAR-2010 07:37:38	Bright	50.500	5	3Alp Lyr	0.033000	11000.	101	41915	No
101	GOM_NL__2PRFIN20100307_074543_000000512087_00278_41915_8213.N1	07-MAR-2010 07:45:43	Bright	50.500	168	17Zet Aql	2.9860	11000.	101	41915	No

102	GOM_NL__2PRFIN20100307_075544_000000462087_00278_41915_8214.N1	07-MAR-2010 07:55:44	Dark	45.500	155	41Pi Sgr	2.9000	6600.0	91	41915	No
103	GOM_NL__2PRFIN20100307_075738_000000452087_00278_41915_8215.N1	07-MAR-2010 07:57:38	Dark	45.000	57	34Sig Sgr	2.0660	26000.	90	41915	No
104	GOM_NL__2PRFIN20100307_080054_000000462087_00278_41915_8216.N1	07-MAR-2010 08:00:54	Dark	45.500	38	20Eps Sgr	1.8360	11000.	91	41915	No
105	GOM_NL__2PRFIN20100307_080404_000000502087_00278_41915_8217.N1	07-MAR-2010 08:04:04	Dark	50.000	25	35Lam Sco	1.6200	28000.	100	41915	No
106	GOM_NL__2PRFIN20100307_080720_000000422087_00279_41916_8203.N1	07-MAR-2010 08:07:20	Dark	42.000	141	Bet Ara	2.8400	4600.0	84	41916	No
107	GOM_NL__2PRFIN20100307_081114_000000402087_00279_41916_8204.N1	07-MAR-2010 08:11:14	Dark	39.500	134	Bet TrA	2.8100	6600.0	79	41916	No
108	GOM_NL__2PRFIN20100307_081355_000000452087_00279_41916_8205.N1	07-MAR-2010 08:13:55	Dark	45.000	4	Alp1Cen	-0.010000	5800.0	90	41916	No
109	GOM_NL__2PRFIN20100307_081512_000000412087_00279_41916_8206.N1	07-MAR-2010 08:15:12	Dark	41.000	10	Bet Cen	0.61000	28000.	82	41916	No
110	GOM_NL__2PRFIN20100307_081708_000000442087_00279_41916_8207.N1	07-MAR-2010 08:17:08	Dark	43.500	77	Eps Cen	2.3030	28000.	87	41916	No
111	GOM_NL__2PRFIN20100307_081840_000000532087_00279_41916_8208.N1	07-MAR-2010 08:18:40	Dark	52.500	26	Gam Cru	1.6240	2900.0	105	41916	No
112	GOM_NL__2PRFIN20100307_082014_000000472087_00279_41916_8209.N1	07-MAR-2010 08:20:14	Straylight	46.500	64	Gam Cen	2.2000	10600.	93	41916	No
113	GOM_NL__2PRFIN20100307_082203_000000542087_00279_41916_8210.N1	07-MAR-2010 08:22:03	Straylight	54.000	123	lot Cen	2.7500	10200.	108	41916	No
114	GOM_NL__2PRFIN20100307_082924_000000512087_00279_41916_8211.N1	07-MAR-2010 08:29:24	Straylight	51.000	171	2Eps Crv	3.0010	4250.0	102	41916	No
115	GOM_NL__2PRFIN20100307_084103_000000422087_00279_41916_8212.N1	07-MAR-2010 08:41:03	Bright	42.000	22	32Alp Leo	1.3600	15200.	84	41916	No
116	GOM_NL__2PRFIN20100307_084330_000000412087_00279_41916_8213.N1	07-MAR-2010 08:43:30	Bright	41.000	51	41Gam1Leo	2.0100	4500.0	82	41916	No
117	GOM_NL__2PRFIN20100307_085156_000000422087_00279_41916_8214.N1	07-MAR-2010 08:51:56	Bright	41.500	174	52Psi UMa	3.0040	4400.0	83	41916	No
118	GOM_NL__2PRFIN20100307_085454_000000402087_00279_41916_8215.N1	07-MAR-2010 08:54:54	Bright	39.500	82	48Bet UMa	2.3650	10600.	79	41916	No
119	GOM_NL__2PRFIN20100307_085619_000000402087_00279_41916_8216.N1	07-MAR-2010 08:56:19	Bright	39.500	36	50Alp UMa	1.8000	6300.0	79	41916	No
120	GOM_NL__2PRFIN20100307_090332_000000422087_00279_41916_8217.N1	07-MAR-2010 09:03:32	Bright	42.000	60	7Bet UMi	2.0810	3950.0	84	41916	No
121	GOM_NL__2PRFIN20100307_090802_000000482087_00279_41916_8218.N1	07-MAR-2010 09:08:02	Bright	48.000	119	14Eta Dra	2.7270	4700.0	96	41916	No
122	GOM_NL__2PRFIN20100307_091241_000000622087_00279_41916_8219.N1	07-MAR-2010 09:12:41	Bright	61.500	130	23Bet Dra	2.7990	5800.0	123	41916	No
123	GOM_NL__2PRFIN20100307_091606_000000392087_00279_41916_8220.N1	07-MAR-2010 09:16:06	Bright	39.000	144	18Del Cyg	2.8600	11000.	78	41916	No
124	GOM_NL__2PRFIN20100307_091814_000000482087_00279_41916_8221.N1	07-MAR-2010 09:18:14	Bright	48.000	5	3Alp Lyr	0.033000	11000.	96	41916	No
125	GOM_NL__2PRFIN20100307_092619_000000472087_00279_41916_8222.N1	07-MAR-2010 09:26:19	Bright	46.500	168	17Zet Aql	2.9860	11000.	93	41916	No
126	GOM_NL__2PRFIN20100307_093621_000000452087_00279_41916_8223.N1	07-MAR-2010 09:36:21	Dark	44.500	155	41Pi Sgr	2.9000	6600.0	89	41916	No
127	GOM_NL__2PRFIN20100307_093815_000000422087_00279_41916_8224.N1	07-MAR-2010 09:38:15	Dark	42.000	57	34Sig Sgr	2.0660	26000.	84	41916	No
128	GOM_NL__2PRFIN20100307_094131_000000502087_00279_41916_8225.N1	07-MAR-2010 09:41:31	Dark	49.500	38	20Eps Sgr	1.8360	11000.	99	41916	No
129	GOM_NL__2PRFIN20100307_094431_000000452087_00279_41916_8226.N1	07-MAR-2010 09:44:31	Dark	45.000	85	Kap Sco	2.4070	28000.	90	41916	No
130	GOM_NL__2PRFIN20100307_094756_000000412087_00280_41917_8211.N1	07-MAR-2010 09:47:56	Dark	41.000	141	Bet Ara	2.8400	4600.0	82	41917	No
131	GOM_NL__2PRFIN20100307_095151_000000392087_00280_41917_8212.N1	07-MAR-2010 09:51:51	Dark	39.000	134	Bet TrA	2.8100	6600.0	78	41917	No
132	GOM_NL__2PRFIN20100307_095431_000000442087_00280_41917_8213.N1	07-MAR-2010 09:54:31	Dark	43.500	4	Alp1Cen	-0.010000	5800.0	87	41917	No
133	GOM_NL__2PRFIN20100307_095549_000000442087_00280_41917_8214.N1	07-MAR-2010 09:55:49	Dark	43.500	10	Bet Cen	0.61000	28000.	87	41917	No
134	GOM_NL__2PRFIN20100307_095744_000000512087_00280_41917_8215.N1	07-MAR-2010 09:57:44	Dark	50.500	77	Eps Cen	2.3030	28000.	101	41917	No
135	GOM_NL__2PRFIN20100307_095917_000000542087_00280_41917_8216.N1	07-MAR-2010 09:59:17	Dark	53.500	26	Gam Cru	1.6240	2900.0	107	41917	No
136	GOM_NL__2PRFIN20100307_100051_000000442087_00280_41917_8217.N1	07-MAR-2010 10:00:51	Straylight	43.500	64	Gam Cen	2.2000	10600.	87	41917	No
137	GOM_NL__2PRFIN20100307_100240_000000542087_00280_41917_8218.N1	07-MAR-2010 10:02:40	Straylight	54.000	123	lot Cen	2.7500	10200.	108	41917	No
138	GOM_NL__2PRFIN20100307_101000_000000562087_00280_41917_8219.N1	07-MAR-2010 10:10:00	Straylight	56.000	171	2Eps Crv	3.0010	4250.0	112	41917	No
139	GOM_NL__2PRFIN20100307_102139_000000432087_00280_41917_8220.N1	07-MAR-2010 10:21:39	Bright	42.500	22	32Alp Leo	1.3600	15200.	85	41917	No
140	GOM_NL__2PRFIN20100307_102405_000000422087_00280_41917_8221.N1	07-MAR-2010 10:24:05	Bright	41.500	51	41Gam1Leo	2.0100	4500.0	83	41917	No
141	GOM_NL__2PRFIN20100307_103232_000000422087_00280_41917_8222.N1	07-MAR-2010 10:32:32	Bright	41.500	174	52Psi UMa	3.0040	4400.0	83	41917	No
142	GOM_NL__2PRFIN20100307_103530_000000402087_00280_41917_8223.N1	07-MAR-2010 10:35:30	Bright	40.000	82	48Bet UMa	2.3650	10600.	80	41917	No
143	GOM_NL__2PRFIN20100307_103655_000000412087_00280_41917_8224.N1	07-MAR-2010 10:36:55	Bright	41.000	36	50Alp UMa	1.8000	6300.0	82	41917	No
144	GOM_NL__2PRFIN20100307_104407_000000412087_00280_41917_8225.N1	07-MAR-2010 10:44:07	Bright	40.500	60	7Bet UMi	2.0810	3950.0	81	41917	No
145	GOM_NL__2PRFIN20100307_104838_000000432087_00280_41917_8226.N1	07-MAR-2010 10:48:38	Bright	42.500	119	14Eta Dra	2.7270	4700.0	85	41917	No
146	GOM_NL__2PRFIN20100307_105317_000000462087_00280_41917_8227.N1	07-MAR-2010 10:53:17	Bright	45.500	130	23Bet Dra	2.7990	5800.0	91	41917	No
147	GOM_NL__2PRFIN20100307_105642_000000422087_00280_41917_8228.N1	07-MAR-2010 10:56:42	Bright	42.000	144	18Del Cyg	2.8600	11000.	84	41917	No
148	GOM_NL__2PRFIN20100307_105850_000000502087_00280_41917_8229.N1	07-MAR-2010 10:58:50	Bright	49.500	5	3Alp Lyr	0.033000	11000.	99	41917	No
149	GOM_NL__2PRFIN20100307_110655_000000462087_00280_41917_8230.N1	07-MAR-2010 11:06:55	Bright	46.000	168	17Zet Aql	2.9860	11000.	92	41917	No
150	GOM_NL__2PRFIN20100307_111657_000000432087_00280_41917_8231.N1	07-MAR-2010 11:16:57	Dark	43.000	155	41Pi Sgr	2.9000	6600.0	86	41917	No
151	GOM_NL__2PRFIN20100307_111851_000000472087_00280_41917_8232.N1	07-MAR-2010 11:18:51	Dark	47.000	57	34Sig Sgr	2.0660	26000.	94	41917	No
152	GOM_NL__2PRFIN20100307_112207_000000542087_00280_41917_8233.N1	07-MAR-2010 11:22:07	Dark	53.500	38	20Eps Sgr	1.8360	11000.	107	41917	No
153	GOM_NL__2PRFIN20100307_112508_000000512087_00280_41917_8234.N1	07-MAR-2010 11:25:08	Dark	51.000	85	Kap Sco	2.4070	28000.	102	41917	No
154	GOM_NL__2PRFIN20100307_112833_000000422087_00281_41918_8239.N1	07-MAR-2010 11:28:33	Dark	41.500	141	Bet Ara	2.8400	4600.0	83	41918	No
155	GOM_NL__2PRFIN20100307_113227_000000412087_00281_41918_8240.N1	07-MAR-2010 11:32:27	Dark	40.500	134	Bet TrA	2.8100	6600.0	81	41918	No
156	GOM_NL__2PRFIN20100307_113508_000000502087_00281_41918_8241.N1	07-MAR-2010 11:35:08	Dark	50.000	4	Alp1Cen	-0.010000	5800.0	100	41918	No
157	GOM_NL__2PRFIN20100307_113625_000000432087_00281_41918_8242.N1	07-MAR-2010 11:36:25	Dark	43.000	10	Bet Cen	0.61000	28000.	86	41918	No
158	GOM_NL__2PRFIN20100307_113821_000000422087_00281_41918_8243.N1	07-MAR-2010 11:38:21	Dark	41.500	77	Eps Cen	2.3030	28000.	83	41918	No
159	GOM_NL__2PRFIN20100307_113953_000000562087_00281_41918_8244.N1	07-MAR-2010 11:39:53	Dark	55.500	26	Gam Cru	1.6240	2900.0	111	41918	No
160	GOM_NL__2PRFIN20100307_114127_000000462087_00281_41918_8245.N1	07-MAR-2010 11:41:27	Straylight	46.000	64	Gam Cen	2.2000	10600.	92	41918	No

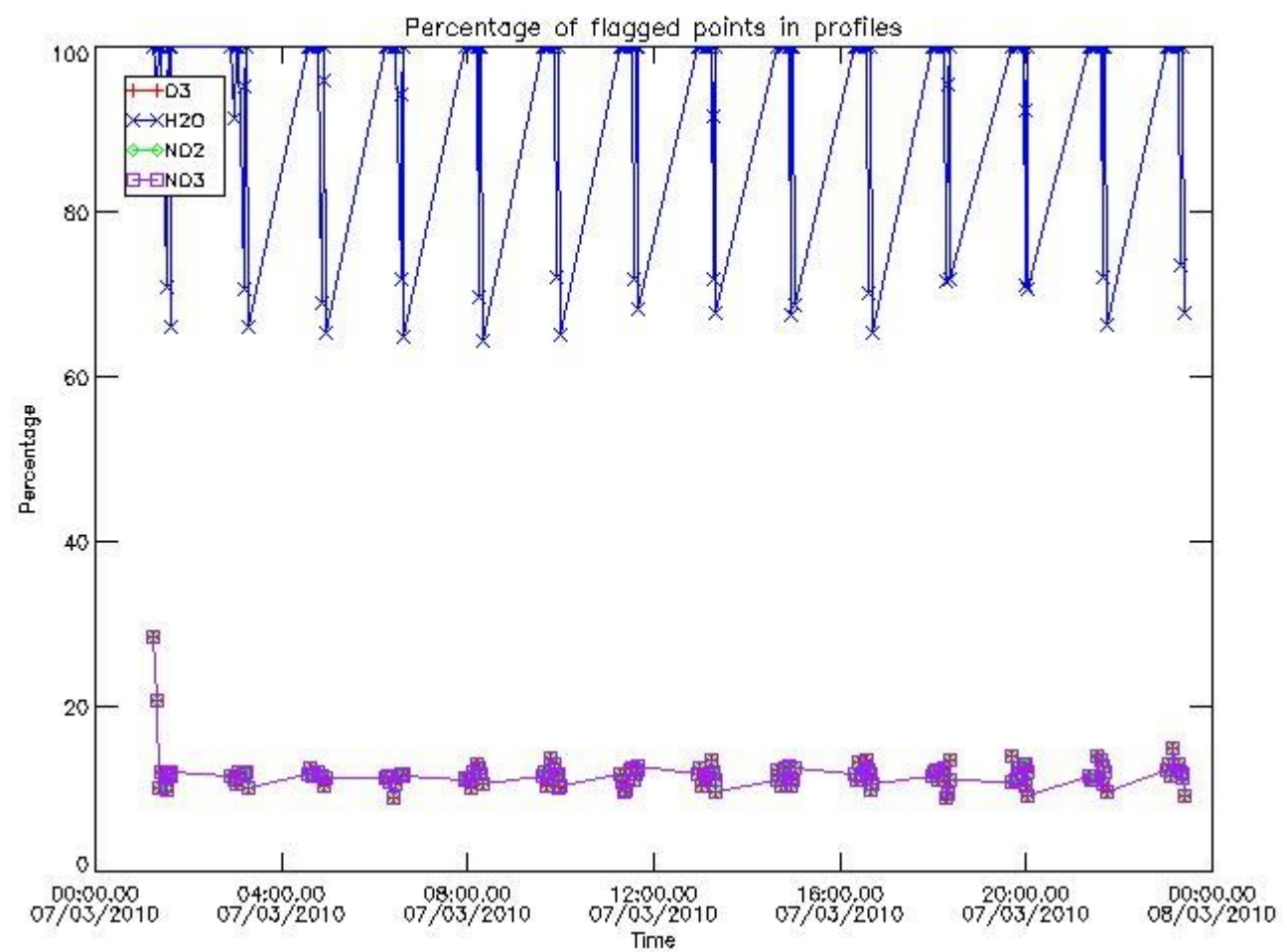
161	GOM_NL__2PRFIN20100307_114317_000000532087_00281_41918_8246.N1	07-MAR-2010 11:43:17	Straylight	53.000	123	lot Cen	2.7500	10200.	106	41918	No
162	GOM_NL__2PRFIN20100307_115036_000000592087_00281_41918_8247.N1	07-MAR-2010 11:50:36	Straylight	59.000	171	2Eps Crv	3.0010	4250.0	118	41918	No
163	GOM_NL__2PRFIN20100307_120215_000000412087_00281_41918_8248.N1	07-MAR-2010 12:02:15	Bright	40.500	22	32Alp Leo	1.3600	15200.	81	41918	No
164	GOM_NL__2PRFIN20100307_120441_000000422087_00281_41918_8249.N1	07-MAR-2010 12:04:41	Bright	41.500	51	41Gam1Leo	2.0100	4500.0	83	41918	No
165	GOM_NL__2PRFIN20100307_121307_000000452087_00281_41918_8250.N1	07-MAR-2010 12:13:07	Bright	45.000	174	52Psi UMa	3.0040	4400.0	90	41918	No
166	GOM_NL__2PRFIN20100307_121605_000000512087_00281_41918_8251.N1	07-MAR-2010 12:16:05	Bright	50.500	82	48Bet UMa	2.3650	10600.	101	41918	No
167	GOM_NL__2PRFIN20100307_121730_000000572087_00281_41918_8252.N1	07-MAR-2010 12:17:30	Bright	57.000	36	50Alp UMa	1.8000	6300.0	114	41918	No
168	GOM_NL__2PRFIN20100307_122442_000000392087_00281_41918_8253.N1	07-MAR-2010 12:24:42	Bright	38.500	60	7Bet UMi	2.0810	3950.0	77	41918	No
169	GOM_NL__2PRFIN20100307_122913_000000472087_00281_41918_8254.N1	07-MAR-2010 12:29:13	Bright	46.500	119	14Eta Dra	2.7270	4700.0	93	41918	No
170	GOM_NL__2PRFIN20100307_123352_000000502087_00281_41918_8255.N1	07-MAR-2010 12:33:52	Bright	49.500	130	23Bet Dra	2.7990	5800.0	99	41918	No
171	GOM_NL__2PRFIN20100307_123718_000000372087_00281_41918_8256.N1	07-MAR-2010 12:37:18	Bright	37.000	144	18Del Cyg	2.8600	11000.	74	41918	No
172	GOM_NL__2PRFIN20100307_123926_000000492087_00281_41918_8257.N1	07-MAR-2010 12:39:26	Bright	48.500	5	3Alp Lyr	0.033000	11000.	97	41918	No
173	GOM_NL__2PRFIN20100307_124732_000000472087_00281_41918_8258.N1	07-MAR-2010 12:47:32	Bright	46.500	168	17Zet Aql	2.9860	11000.	93	41918	No
174	GOM_NL__2PRFIN20100307_125734_000000432087_00281_41918_8259.N1	07-MAR-2010 12:57:34	Dark	43.000	155	41Pi Sgr	2.9000	6600.0	86	41918	No
175	GOM_NL__2PRFIN20100307_125928_000000452087_00281_41918_8260.N1	07-MAR-2010 12:59:28	Dark	45.000	57	34Sig Sgr	2.0660	26000.	90	41918	No
176	GOM_NL__2PRFIN20100307_130244_000000542087_00281_41918_8261.N1	07-MAR-2010 13:02:44	Dark	54.000	38	20Eps Sgr	1.8360	11000.	108	41918	No
177	GOM_NL__2PRFIN20100307_130545_000000452087_00281_41918_8262.N1	07-MAR-2010 13:05:45	Dark	45.000	85	Kap Sco	2.4070	28000.	90	41918	No
178	GOM_NL__2PRFIN20100307_130909_000000432087_00282_41919_8247.N1	07-MAR-2010 13:09:09	Dark	43.000	141	Bet Ara	2.8400	4600.0	86	41919	No
179	GOM_NL__2PRFIN20100307_131304_000000382087_00282_41919_8248.N1	07-MAR-2010 13:13:04	Dark	38.000	134	Bet TrA	2.8100	6600.0	76	41919	No
180	GOM_NL__2PRFIN20100307_131544_000000432087_00282_41919_8249.N1	07-MAR-2010 13:15:44	Dark	43.000	4	Alp1Cen	-0.010000	5800.0	86	41919	No
181	GOM_NL__2PRFIN20100307_131702_000000432087_00282_41919_8250.N1	07-MAR-2010 13:17:02	Dark	42.500	10	Bet Cen	0.61000	28000.	85	41919	No
182	GOM_NL__2PRFIN20100307_131857_000000462087_00282_41919_8251.N1	07-MAR-2010 13:18:57	Dark	46.000	77	Eps Cen	2.3030	28000.	92	41919	No
183	GOM_NL__2PRFIN20100307_132029_000000532087_00282_41919_8252.N1	07-MAR-2010 13:20:29	Dark	53.000	26	Gam Cru	1.6240	2900.0	106	41919	No
184	GOM_NL__2PRFIN20100307_132203_000000422087_00282_41919_8253.N1	07-MAR-2010 13:22:03	Straylight	42.000	64	Gam Cen	2.2000	10600.	84	41919	No
185	GOM_NL__2PRFIN20100307_132353_000000542087_00282_41919_8254.N1	07-MAR-2010 13:23:53	Straylight	54.000	123	lot Cen	2.7500	10200.	108	41919	No
186	GOM_NL__2PRFIN20100307_133113_000000562087_00282_41919_8255.N1	07-MAR-2010 13:31:13	Straylight	56.000	171	2Eps Crv	3.0010	4250.0	112	41919	No
187	GOM_NL__2PRFIN20100307_134250_000000412087_00282_41919_8256.N1	07-MAR-2010 13:42:50	Bright	41.000	22	32Alp Leo	1.3600	15200.	82	41919	No
188	GOM_NL__2PRFIN20100307_134517_000000422087_00282_41919_8257.N1	07-MAR-2010 13:45:17	Bright	41.500	51	41Gam1Leo	2.0100	4500.0	83	41919	No
189	GOM_NL__2PRFIN20100307_135342_000000442087_00282_41919_8258.N1	07-MAR-2010 13:53:42	Bright	43.500	174	52Psi UMa	3.0040	4400.0	87	41919	No
190	GOM_NL__2PRFIN20100307_135641_000000422087_00282_41919_8259.N1	07-MAR-2010 13:56:41	Bright	41.500	82	48Bet UMa	2.3650	10600.	83	41919	No
191	GOM_NL__2PRFIN20100307_135806_000000402087_00282_41919_8260.N1	07-MAR-2010 13:58:06	Bright	40.000	36	50Alp UMa	1.8000	6300.0	80	41919	No
192	GOM_NL__2PRFIN20100307_140518_000000432087_00282_41919_8261.N1	07-MAR-2010 14:05:18	Bright	43.000	60	7Bet UMi	2.0810	3950.0	86	41919	No
193	GOM_NL__2PRFIN20100307_140948_000000472087_00282_41919_8262.N1	07-MAR-2010 14:09:48	Bright	46.500	119	14Eta Dra	2.7270	4700.0	93	41919	No
194	GOM_NL__2PRFIN20100307_141428_000000502087_00282_41919_8263.N1	07-MAR-2010 14:14:28	Bright	49.500	130	23Bet Dra	2.7990	5800.0	99	41919	No
195	GOM_NL__2PRFIN20100307_141754_000000372087_00282_41919_8264.N1	07-MAR-2010 14:17:54	Bright	37.000	144	18Del Cyg	2.8600	11000.	74	41919	No
196	GOM_NL__2PRFIN20100307_142001_000000492087_00282_41919_8265.N1	07-MAR-2010 14:20:01	Bright	49.000	5	3Alp Lyr	0.033000	11000.	98	41919	No
197	GOM_NL__2PRFIN20100307_142808_000000472087_00282_41919_8266.N1	07-MAR-2010 14:28:08	Bright	46.500	168	17Zet Aql	2.9860	11000.	93	41919	No
198	GOM_NL__2PRFIN20100307_143810_000000462087_00282_41919_8267.N1	07-MAR-2010 14:38:10	Dark	46.000	155	41Pi Sgr	2.9000	6600.0	92	41919	No
199	GOM_NL__2PRFIN20100307_144004_000000422087_00282_41919_8268.N1	07-MAR-2010 14:40:04	Dark	41.500	57	34Sig Sgr	2.0660	26000.	83	41919	No
200	GOM_NL__2PRFIN20100307_144321_000000492087_00282_41919_8269.N1	07-MAR-2010 14:43:21	Dark	49.000	38	20Eps Sgr	1.8360	11000.	98	41919	No
201	GOM_NL__2PRFIN20100307_144621_000000442087_00282_41919_8270.N1	07-MAR-2010 14:46:21	Dark	43.500	85	Kap Sco	2.4070	28000.	87	41919	No
202	GOM_NL__2PRFIN20100307_144946_000000412087_00283_41920_8255.N1	07-MAR-2010 14:49:46	Dark	40.500	141	Bet Ara	2.8400	4600.0	81	41920	No
203	GOM_NL__2PRFIN20100307_145340_000000402087_00283_41920_8256.N1	07-MAR-2010 14:53:40	Dark	40.000	134	Bet TrA	2.8100	6600.0	80	41920	No
204	GOM_NL__2PRFIN20100307_145621_000000452087_00283_41920_8257.N1	07-MAR-2010 14:56:21	Dark	45.000	4	Alp1Cen	-0.010000	5800.0	90	41920	No
205	GOM_NL__2PRFIN20100307_145738_000000492087_00283_41920_8258.N1	07-MAR-2010 14:57:38	Dark	49.000	10	Bet Cen	0.61000	28000.	98	41920	No
206	GOM_NL__2PRFIN20100307_145934_000000462087_00283_41920_8259.N1	07-MAR-2010 14:59:34	Dark	45.500	77	Eps Cen	2.3030	28000.	91	41920	No
207	GOM_NL__2PRFIN20100307_150105_000000412087_00283_41920_8260.N1	07-MAR-2010 15:01:05	Dark	40.500	26	Gam Cru	1.6240	2900.0	81	41920	No
208	GOM_NL__2PRFIN20100307_150240_000000432087_00283_41920_8261.N1	07-MAR-2010 15:02:40	Straylight	42.500	64	Gam Cen	2.2000	10600.	85	41920	No
209	GOM_NL__2PRFIN20100307_150430_000000532087_00283_41920_8262.N1	07-MAR-2010 15:04:30	Straylight	52.500	123	lot Cen	2.7500	10200.	105	41920	No
210	GOM_NL__2PRFIN20100307_151149_000000562087_00283_41920_8263.N1	07-MAR-2010 15:11:49	Straylight	56.000	171	2Eps Crv	3.0010	4250.0	112	41920	No
211	GOM_NL__2PRFIN20100307_152326_000000422087_00283_41920_8264.N1	07-MAR-2010 15:23:26	Bright	42.000	22	32Alp Leo	1.3600	15200.	84	41920	No
212	GOM_NL__2PRFIN20100307_152553_000000412087_00283_41920_8265.N1	07-MAR-2010 15:25:53	Bright	41.000	51	41Gam1Leo	2.0100	4500.0	82	41920	No
213	GOM_NL__2PRFIN20100307_153418_000000442087_00283_41920_8266.N1	07-MAR-2010 15:34:18	Bright	44.000	174	52Psi UMa	3.0040	4400.0	88	41920	No
214	GOM_NL__2PRFIN20100307_153716_000000412087_00283_41920_8267.N1	07-MAR-2010 15:37:16	Bright	40.500	82	48Bet UMa	2.3650	10600.	81	41920	No
215	GOM_NL__2PRFIN20100307_153841_000000412087_00283_41920_8268.N1	07-MAR-2010 15:38:41	Bright	41.000	36	50Alp UMa	1.8000	6300.0	82	41920	No
216	GOM_NL__2PRFIN20100307_154554_000000412087_00283_41920_8269.N1	07-MAR-2010 15:45:54	Bright	40.500	60	7Bet UMi	2.0810	3950.0	81	41920	No
217	GOM_NL__2PRFIN20100307_155024_000000522087_00283_41920_8270.N1	07-MAR-2010 15:50:24	Bright	52.000	119	14Eta Dra	2.7270	4700.0	104	41920	No
218	GOM_NL__2PRFIN20100307_155504_000000512087_00283_41920_8271.N1	07-MAR-2010 15:55:04	Bright	50.500	130	23Bet Dra	2.7990	5800.0	101	41920	No
219	GOM_NL__2PRFIN20100307_155830_000000362087_00283_41920_8272.N1	07-MAR-2010 15:58:30	Bright	35.500	144	18Del Cyg	2.8600	11000.	71	41920	No

220	GOM_NL__2PRFIN20100307_160038_000000492087_00283_41920_8273.N1	07-MAR-2010 16:00:38	Bright	49.000	5	3Alp Lyr	0.033000	11000.	98	41920	No
221	GOM_NL__2PRFIN20100307_160845_000000462087_00283_41920_8274.N1	07-MAR-2010 16:08:45	Bright	45.500	168	17Zet Aql	2.9860	11000.	91	41920	No
222	GOM_NL__2PRFIN20100307_161847_000000432087_00283_41920_8275.N1	07-MAR-2010 16:18:47	Dark	43.000	155	41Pi Sgr	2.9000	6600.0	86	41920	No
223	GOM_NL__2PRFIN20100307_162041_000000462087_00283_41920_8276.N1	07-MAR-2010 16:20:41	Dark	46.000	57	34Sig Sgr	2.0660	26000.	92	41920	No
224	GOM_NL__2PRFIN20100307_162357_000000422087_00283_41920_8277.N1	07-MAR-2010 16:23:57	Dark	42.000	38	20Eps Sgr	1.8360	11000.	84	41920	No
225	GOM_NL__2PRFIN20100307_162658_000000452087_00283_41920_8278.N1	07-MAR-2010 16:26:58	Dark	44.500	85	Kap Sco	2.4070	28000.	89	41920	No
226	GOM_NL__2PRFIN20100307_163022_000000412087_00284_41921_8263.N1	07-MAR-2010 16:30:22	Dark	40.500	141	Bet Ara	2.8400	4600.0	81	41921	No
227	GOM_NL__2PRFIN20100307_163417_000000382087_00284_41921_8264.N1	07-MAR-2010 16:34:17	Dark	37.500	134	Bet TrA	2.8100	6600.0	75	41921	No
228	GOM_NL__2PRFIN20100307_163657_000000462087_00284_41921_8265.N1	07-MAR-2010 16:36:57	Dark	45.500	4	Alp1Cen	-0.010000	5800.0	91	41921	No
229	GOM_NL__2PRFIN20100307_163814_000000512087_00284_41921_8266.N1	07-MAR-2010 16:38:14	Dark	51.000	10	Bet Cen	0.61000	28000.	102	41921	No
230	GOM_NL__2PRFIN20100307_164011_000000432087_00284_41921_8267.N1	07-MAR-2010 16:40:11	Dark	43.000	77	Eps Cen	2.3030	28000.	86	41921	No
231	GOM_NL__2PRFIN20100307_164142_000000482087_00284_41921_8268.N1	07-MAR-2010 16:41:42	Dark	48.000	26	Gam Cru	1.6240	2900.0	96	41921	No
232	GOM_NL__2PRFIN20100307_164316_000000432087_00284_41921_8269.N1	07-MAR-2010 16:43:16	Straylight	43.000	64	Gam Cen	2.2000	10600.	86	41921	No
233	GOM_NL__2PRFIN20100307_164507_000000552087_00284_41921_8270.N1	07-MAR-2010 16:45:07	Straylight	55.000	123	lot Cen	2.7500	10200.	110	41921	No
234	GOM_NL__2PRFIN20100307_165225_000000592087_00284_41921_8271.N1	07-MAR-2010 16:52:25	Straylight	59.000	171	2Eps Crv	3.0010	4250.0	118	41921	No
235	GOM_NL__2PRFIN20100307_170402_000000412087_00284_41921_8272.N1	07-MAR-2010 17:04:02	Bright	40.500	22	32Alp Leo	1.3600	15200.	81	41921	No
236	GOM_NL__2PRFIN20100307_170628_000000422087_00284_41921_8273.N1	07-MAR-2010 17:06:28	Bright	42.000	51	41Gam1Leo	2.0100	4500.0	84	41921	No
237	GOM_NL__2PRFIN20100307_171453_000000472087_00284_41921_8274.N1	07-MAR-2010 17:14:53	Bright	47.000	174	52Psi UMa	3.0040	4400.0	94	41921	No
238	GOM_NL__2PRFIN20100307_171752_000000402087_00284_41921_8275.N1	07-MAR-2010 17:17:52	Bright	40.000	82	48Bet UMa	2.3650	10600.	80	41921	No
239	GOM_NL__2PRFIN20100307_171917_000000432087_00284_41921_8276.N1	07-MAR-2010 17:19:17	Bright	43.000	36	50Alp UMa	1.8000	6300.0	86	41921	No
240	GOM_NL__2PRFIN20100307_172630_000000432087_00284_41921_8277.N1	07-MAR-2010 17:26:30	Bright	42.500	60	7Bet UMi	2.0810	3950.0	85	41921	No
241	GOM_NL__2PRFIN20100307_173059_000000482087_00284_41921_8278.N1	07-MAR-2010 17:30:59	Bright	48.000	119	14Eta Dra	2.7270	4700.0	96	41921	No
242	GOM_NL__2PRFIN20100307_173539_000000472087_00284_41921_8279.N1	07-MAR-2010 17:35:39	Bright	46.500	130	23Bet Dra	2.7990	5800.0	93	41921	No
243	GOM_NL__2PRFIN20100307_173906_000000482087_00284_41921_8280.N1	07-MAR-2010 17:39:06	Bright	47.500	144	18Del Cyg	2.8600	11000.	95	41921	No
244	GOM_NL__2PRFIN20100307_174114_000000452087_00284_41921_8281.N1	07-MAR-2010 17:41:14	Bright	45.000	5	3Alp Lyr	0.033000	11000.	90	41921	No
245	GOM_NL__2PRFIN20100307_174921_000000492087_00284_41921_8282.N1	07-MAR-2010 17:49:21	Bright	49.000	168	17Zet Aql	2.9860	11000.	98	41921	No
246	GOM_NL__2PRFIN20100307_175923_000000452087_00284_41921_8283.N1	07-MAR-2010 17:59:23	Dark	44.500	155	41Pi Sgr	2.9000	6600.0	89	41921	No
247	GOM_NL__2PRFIN20100307_180118_000000422087_00284_41921_8284.N1	07-MAR-2010 18:01:18	Dark	42.000	57	34Sig Sgr	2.0660	26000.	84	41921	No
248	GOM_NL__2PRFIN20100307_180434_000000462087_00284_41921_8285.N1	07-MAR-2010 18:04:34	Dark	46.000	38	20Eps Sgr	1.8360	11000.	92	41921	No
249	GOM_NL__2PRFIN20100307_180735_000000462087_00284_41921_8286.N1	07-MAR-2010 18:07:35	Dark	46.000	85	Kap Sco	2.4070	28000.	92	41921	No
250	GOM_NL__2PRFIN20100307_181059_000000482087_00285_41922_8271.N1	07-MAR-2010 18:10:59	Dark	48.000	141	Bet Ara	2.8400	4600.0	96	41922	No
251	GOM_NL__2PRFIN20100307_181453_000000412087_00285_41922_8272.N1	07-MAR-2010 18:14:53	Dark	40.500	134	Bet TrA	2.8100	6600.0	81	41922	No
252	GOM_NL__2PRFIN20100307_181734_000000572087_00285_41922_8273.N1	07-MAR-2010 18:17:34	Dark	56.500	4	Alp1Cen	-0.010000	5800.0	113	41922	No
253	GOM_NL__2PRFIN20100307_181851_000000542087_00285_41922_8274.N1	07-MAR-2010 18:18:51	Dark	54.000	10	Bet Cen	0.61000	28000.	108	41922	No
254	GOM_NL__2PRFIN20100307_182048_000000422087_00285_41922_8275.N1	07-MAR-2010 18:20:48	Dark	41.500	77	Eps Cen	2.3030	28000.	83	41922	No
255	GOM_NL__2PRFIN20100307_182219_000000562087_00285_41922_8276.N1	07-MAR-2010 18:22:19	Dark	55.500	26	Gam Cru	1.6240	2900.0	111	41922	No
256	GOM_NL__2PRFIN20100307_182353_000000452087_00285_41922_8277.N1	07-MAR-2010 18:23:53	Straylight	44.500	64	Gam Cen	2.2000	10600.	89	41922	No
257	GOM_NL__2PRFIN20100307_182544_000000532087_00285_41922_8278.N1	07-MAR-2010 18:25:44	Straylight	53.000	123	lot Cen	2.7500	10200.	106	41922	No
258	GOM_NL__2PRFIN20100307_183302_000000562087_00285_41922_8279.N1	07-MAR-2010 18:33:02	Straylight	56.000	171	2Eps Crv	3.0010	4250.0	112	41922	No
259	GOM_NL__2PRFIN20100307_184438_000000462087_00285_41922_8280.N1	07-MAR-2010 18:44:38	Bright	45.500	22	32Alp Leo	1.3600	15200.	91	41922	No
260	GOM_NL__2PRFIN20100307_184704_000000402087_00285_41922_8281.N1	07-MAR-2010 18:47:04	Bright	40.000	51	41Gam1Leo	2.0100	4500.0	80	41922	No
261	GOM_NL__2PRFIN20100307_185529_000000432087_00285_41922_8282.N1	07-MAR-2010 18:55:29	Bright	42.500	174	52Psi UMa	3.0040	4400.0	85	41922	No
262	GOM_NL__2PRFIN20100307_185828_000000582087_00285_41922_8283.N1	07-MAR-2010 18:58:28	Bright	58.000	82	48Bet UMa	2.3650	10600.	116	41922	No
263	GOM_NL__2PRFIN20100307_185953_000000412087_00285_41922_8284.N1	07-MAR-2010 18:59:53	Bright	41.000	36	50Alp UMa	1.8000	6300.0	82	41922	No
264	GOM_NL__2PRFIN20100307_190705_000000432087_00285_41922_8285.N1	07-MAR-2010 19:07:05	Bright	42.500	60	7Bet UMi	2.0810	3950.0	85	41922	No
265	GOM_NL__2PRFIN20100307_191135_000000492087_00285_41922_8286.N1	07-MAR-2010 19:11:35	Bright	48.500	119	14Eta Dra	2.7270	4700.0	97	41922	No
266	GOM_NL__2PRFIN20100307_191615_000000512087_00285_41922_8287.N1	07-MAR-2010 19:16:15	Bright	51.000	130	23Bet Dra	2.7990	5800.0	102	41922	No
267	GOM_NL__2PRFIN20100307_191942_000000382087_00285_41922_8288.N1	07-MAR-2010 19:19:42	Bright	37.500	144	18Del Cyg	2.8600	11000.	75	41922	No
268	GOM_NL__2PRFIN20100307_192149_000000492087_00285_41922_8289.N1	07-MAR-2010 19:21:49	Bright	49.000	5	3Alp Lyr	0.033000	11000.	98	41922	No
269	GOM_NL__2PRFIN20100307_192957_000000482087_00285_41922_8290.N1	07-MAR-2010 19:29:57	Bright	48.000	168	17Zet Aql	2.9860	11000.	96	41922	No
270	GOM_NL__2PRFIN20100307_194000_000000472087_00285_41922_8291.N1	07-MAR-2010 19:40:00	Dark	46.500	155	41Pi Sgr	2.9000	6600.0	93	41922	No
271	GOM_NL__2PRFIN20100307_194154_000000442087_00285_41922_8292.N1	07-MAR-2010 19:41:54	Dark	43.500	57	34Sig Sgr	2.0660	26000.	87	41922	No
272	GOM_NL__2PRFIN20100307_194511_000000462087_00285_41922_8293.N1	07-MAR-2010 19:45:11	Dark	46.000	38	20Eps Sgr	1.8360	11000.	92	41922	No
273	GOM_NL__2PRFIN20100307_194812_000000452087_00285_41922_8294.N1	07-MAR-2010 19:48:12	Dark	45.000	85	Kap Sco	2.4070	28000.	90	41922	No
274	GOM_NL__2PRFIN20100307_195135_000000412087_00286_41923_8283.N1	07-MAR-2010 19:51:35	Dark	41.000	141	Bet Ara	2.8400	4600.0	82	41923	No
275	GOM_NL__2PRFIN20100307_195530_000000402087_00286_41923_8284.N1	07-MAR-2010 19:55:30	Dark	39.500	134	Bet TrA	2.8100	6600.0	79	41923	No
276	GOM_NL__2PRFIN20100307_195810_000000492087_00286_41923_8285.N1	07-MAR-2010 19:58:10	Dark	49.000	4	Alp1Cen	-0.010000	5800.0	98	41923	No
277	GOM_NL__2PRFIN20100307_195928_000000402087_00286_41923_8286.N1	07-MAR-2010 19:59:28	Dark	39.500	10	Bet Cen	0.61000	28000.	79	41923	No
278	GOM_NL__2PRFIN20100307_200124_000000422087_00286_41923_8287.N1	07-MAR-2010 20:01:24	Dark	42.000	77	Eps Cen	2.3030	28000.	84	41923	No

279	GOM_NL__2PRFIN20100307_200255_000000552087_00286_41923_8288.N1	07-MAR-2010 20:02:55	Dark	55.000	26	Gam Cru	1.6240	2900.0	110	41923	No
280	GOM_NL__2PRFIN20100307_200429_000000462087_00286_41923_8289.N1	07-MAR-2010 20:04:29	Straylight	45.500	64	Gam Cen	2.2000	10600.	91	41923	No
281	GOM_NL__2PRFIN20100307_200620_000000522087_00286_41923_8290.N1	07-MAR-2010 20:06:20	Straylight	52.000	123	lot Cen	2.7500	10200.	104	41923	No
282	GOM_NL__2PRFIN20100307_201337_000000562087_00286_41923_8291.N1	07-MAR-2010 20:13:37	Straylight	55.500	171	2Eps Crv	3.0010	4250.0	111	41923	No
283	GOM_NL__2PRFIN20100307_202514_000000412087_00286_41923_8292.N1	07-MAR-2010 20:25:14	Bright	41.000	22	32Alp Leo	1.3600	15200.	82	41923	No
284	GOM_NL__2PRFIN20100307_202740_000000412087_00286_41923_8293.N1	07-MAR-2010 20:27:40	Bright	40.500	51	41Gam1Leo	2.0100	4500.0	81	41923	No
285	GOM_NL__2PRFIN20100307_203604_000000622087_00286_41923_8294.N1	07-MAR-2010 20:36:04	Bright	62.000	174	52Psi UMa	3.0040	4400.0	124	41923	No
286	GOM_NL__2PRFIN20100307_203903_000000402087_00286_41923_8295.N1	07-MAR-2010 20:39:03	Bright	40.000	82	48Bet UMa	2.3650	10600.	80	41923	No
287	GOM_NL__2PRFIN20100307_204028_000000572087_00286_41923_8296.N1	07-MAR-2010 20:40:28	Bright	57.000	36	50Alp UMa	1.8000	6300.0	114	41923	No
288	GOM_NL__2PRFIN20100307_204741_000000382087_00286_41923_8297.N1	07-MAR-2010 20:47:41	Bright	37.500	60	7Bet UMi	2.0810	3950.0	75	41923	No
289	GOM_NL__2PRFIN20100307_205210_000000492087_00286_41923_8298.N1	07-MAR-2010 20:52:10	Bright	49.000	119	14Eta Dra	2.7270	4700.0	98	41923	No
290	GOM_NL__2PRFIN20100307_205651_000000512087_00286_41923_8299.N1	07-MAR-2010 20:56:51	Bright	51.000	130	23Bet Dra	2.7990	5800.0	102	41923	No
291	GOM_NL__2PRFIN20100307_210018_000000382087_00286_41923_8300.N1	07-MAR-2010 21:00:18	Bright	37.500	144	18Del Cyg	2.8600	11000.	75	41923	No
292	GOM_NL__2PRFIN20100307_210225_000000502087_00286_41923_8301.N1	07-MAR-2010 21:02:25	Bright	49.500	5	3Alp Lyr	0.033000	11000.	99	41923	No
293	GOM_NL__2PRFIN20100307_211034_000000462087_00286_41923_8302.N1	07-MAR-2010 21:10:34	Bright	45.500	168	17Zet Aql	2.9860	11000.	91	41923	No
294	GOM_NL__2PRFIN20100307_212036_000000442087_00286_41923_8303.N1	07-MAR-2010 21:20:36	Dark	44.000	155	41Pi Sgr	2.9000	6600.0	88	41923	No
295	GOM_NL__2PRFIN20100307_212231_000000462087_00286_41923_8304.N1	07-MAR-2010 21:22:31	Dark	45.500	57	34Sig Sgr	2.0660	26000.	91	41923	No
296	GOM_NL__2PRFIN20100307_212547_000000462087_00286_41923_8305.N1	07-MAR-2010 21:25:47	Dark	45.500	38	20Eps Sgr	1.8360	11000.	91	41923	No
297	GOM_NL__2PRFIN20100307_212849_000000462087_00286_41923_8306.N1	07-MAR-2010 21:28:49	Dark	46.000	85	Kap Sco	2.4070	28000.	92	41923	No
298	GOM_NL__2PRFIN20100307_213212_000000402087_00287_41924_8291.N1	07-MAR-2010 21:32:12	Dark	40.000	141	Bet Ara	2.8400	4600.0	80	41924	No
299	GOM_NL__2PRFIN20100307_213606_000000382087_00287_41924_8292.N1	07-MAR-2010 21:36:06	Dark	37.500	134	Bet TrA	2.8100	6600.0	75	41924	No
300	GOM_NL__2PRFIN20100307_213847_000000442087_00287_41924_8293.N1	07-MAR-2010 21:38:47	Dark	43.500	4	Alp1Cen	-0.010000	5800.0	87	41924	No
301	GOM_NL__2PRFIN20100307_214004_000000482087_00287_41924_8294.N1	07-MAR-2010 21:40:04	Dark	48.000	10	Bet Cen	0.61000	28000.	96	41924	No
302	GOM_NL__2PRFIN20100307_214200_000000432087_00287_41924_8295.N1	07-MAR-2010 21:42:00	Dark	42.500	77	Eps Cen	2.3030	28000.	85	41924	No
303	GOM_NL__2PRFIN20100307_214331_000000532087_00287_41924_8296.N1	07-MAR-2010 21:43:31	Dark	52.500	26	Gam Cru	1.6240	2900.0	105	41924	No
304	GOM_NL__2PRFIN20100307_214506_000000452087_00287_41924_8297.N1	07-MAR-2010 21:45:06	Straylight	45.000	64	Gam Cen	2.2000	10600.	90	41924	No
305	GOM_NL__2PRFIN20100307_214657_000000552087_00287_41924_8298.N1	07-MAR-2010 21:46:57	Straylight	55.000	123	lot Cen	2.7500	10200.	110	41924	No
306	GOM_NL__2PRFIN20100307_215413_000000562087_00287_41924_8299.N1	07-MAR-2010 21:54:13	Straylight	55.500	171	2Eps Crv	3.0010	4250.0	111	41924	No
307	GOM_NL__2PRFIN20100307_220550_000000412087_00287_41924_8300.N1	07-MAR-2010 22:05:50	Bright	41.000	22	32Alp Leo	1.3600	15200.	82	41924	No
308	GOM_NL__2PRFIN20100307_220816_000000422087_00287_41924_8301.N1	07-MAR-2010 22:08:16	Bright	41.500	51	41Gam1Leo	2.0100	4500.0	83	41924	No
309	GOM_NL__2PRFIN20100307_221640_000000412087_00287_41924_8302.N1	07-MAR-2010 22:16:40	Bright	41.000	174	52Psi UMa	3.0040	4400.0	82	41924	No
310	GOM_NL__2PRFIN20100307_221939_000000402087_00287_41924_8303.N1	07-MAR-2010 22:19:39	Bright	40.000	82	48Bet UMa	2.3650	10600.	80	41924	No
311	GOM_NL__2PRFIN20100307_222104_000000412087_00287_41924_8304.N1	07-MAR-2010 22:21:04	Bright	40.500	36	50Alp UMa	1.8000	6300.0	81	41924	No
312	GOM_NL__2PRFIN20100307_222816_000000412087_00287_41924_8305.N1	07-MAR-2010 22:28:16	Bright	41.000	60	7Bet UMi	2.0810	3950.0	82	41924	No
313	GOM_NL__2PRFIN20100307_223245_000000482087_00287_41924_8306.N1	07-MAR-2010 22:32:45	Bright	48.000	119	14Eta Dra	2.7270	4700.0	96	41924	No
314	GOM_NL__2PRFIN20100307_223726_000000572087_00287_41924_8307.N1	07-MAR-2010 22:37:26	Bright	56.500	130	23Bet Dra	2.7990	5800.0	113	41924	No
315	GOM_NL__2PRFIN20100307_224054_000000362087_00287_41924_8308.N1	07-MAR-2010 22:40:54	Bright	36.000	144	18Del Cyg	2.8600	11000.	72	41924	No
316	GOM_NL__2PRFIN20100307_224211_000000352087_00287_41924_8309.N1	07-MAR-2010 22:42:11	Bright	35.000	66	37Gam Cyg	2.2080	5900.0	70	41924	No
317	GOM_NL__2PRFIN20100307_225110_000000472087_00287_41924_8310.N1	07-MAR-2010 22:51:10	Bright	46.500	168	17Zet Aql	2.9860	11000.	93	41924	No
318	GOM_NL__2PRFIN20100307_230113_000000422087_00287_41924_8311.N1	07-MAR-2010 23:01:13	Dark	41.500	155	41Pi Sgr	2.9000	6600.0	83	41924	No
319	GOM_NL__2PRFIN20100307_230307_000000432087_00287_41924_8312.N1	07-MAR-2010 23:03:07	Dark	43.000	57	34Sig Sgr	2.0660	26000.	86	41924	No
320	GOM_NL__2PRFIN20100307_230624_000000442087_00287_41924_8313.N1	07-MAR-2010 23:06:24	Dark	44.000	38	20Eps Sgr	1.8360	11000.	88	41924	No
321	GOM_NL__2PRFIN20100307_230925_000000442087_00287_41924_8314.N1	07-MAR-2010 23:09:25	Dark	44.000	85	Kap Sco	2.4070	28000.	88	41924	No
322	GOM_NL__2PRFIN20100307_231248_000000502087_00288_41925_8299.N1	07-MAR-2010 23:12:48	Dark	49.500	141	Bet Ara	2.8400	4600.0	99	41925	No
323	GOM_NL__2PRFIN20100307_231643_000000402087_00288_41925_8300.N1	07-MAR-2010 23:16:43	Dark	39.500	134	Bet TrA	2.8100	6600.0	79	41925	No
324	GOM_NL__2PRFIN20100307_231924_000000422087_00288_41925_8301.N1	07-MAR-2010 23:19:24	Dark	42.000	4	Alp1Cen	-0.010000	5800.0	84	41925	No
325	GOM_NL__2PRFIN20100307_232041_000000452087_00288_41925_8302.N1	07-MAR-2010 23:20:41	Dark	45.000	10	Bet Cen	0.61000	28000.	90	41925	No
326	GOM_NL__2PRFIN20100307_232237_000000432087_00288_41925_8303.N1	07-MAR-2010 23:22:37	Dark	43.000	77	Eps Cen	2.3030	28000.	86	41925	No
327	GOM_NL__2PRFIN20100307_232408_000000562087_00288_41925_8304.N1	07-MAR-2010 23:24:08	Dark	56.000	26	Gam Cru	1.6240	2900.0	112	41925	No
328	GOM_NL__2PRFIN20100307_232542_000000452087_00288_41925_8305.N1	07-MAR-2010 23:25:42	Straylight	45.000	64	Gam Cen	2.2000	10600.	90	41925	No
329	GOM_NL__2PRFIN20100307_232733_000000542087_00288_41925_8306.N1	07-MAR-2010 23:27:33	Straylight	54.000	123	lot Cen	2.7500	10200.	108	41925	No
330	GOM_NL__2PRFIN20100307_233450_000000552087_00288_41925_8307.N1	07-MAR-2010 23:34:50	Straylight	54.500	171	2Eps Crv	3.0010	4250.0	109	41925	No
331	GOM_NL__2PRFIN20100307_234625_000000402087_00288_41925_8308.N1	07-MAR-2010 23:46:25	Bright	40.000	22	32Alp Leo	1.3600	15200.	80	41925	No
332	GOM_NL__2PRFIN20100307_234852_000000422087_00288_41925_8309.N1	07-MAR-2010 23:48:52	Bright	41.500	51	41Gam1Leo	2.0100	4500.0	83	41925	No
333	GOM_NL__2PRFIN20100307_235715_000000422087_00288_41925_8310.N1	07-MAR-2010 23:57:15	Bright	41.500	174	52Psi UMa	3.0040	4400.0	83	41925	No

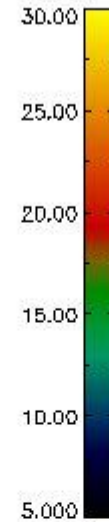
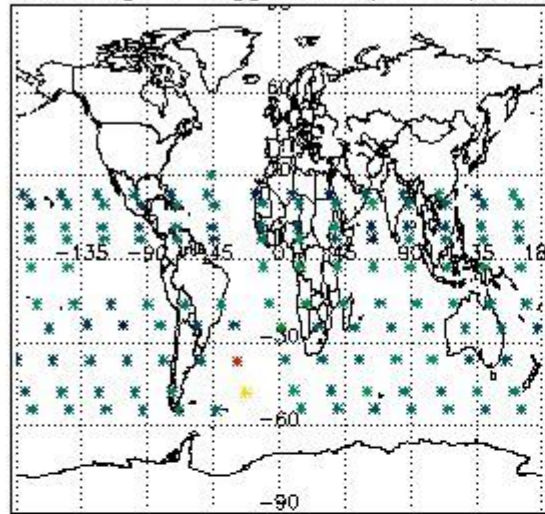
In this section it is plotted some information contained in the Quality Summary data set of the level 2 products. Only products in dark limb conditions and without errors (error flag in the MPH set to "0") are used.

3.1 Plot quality information per product (time dependant)

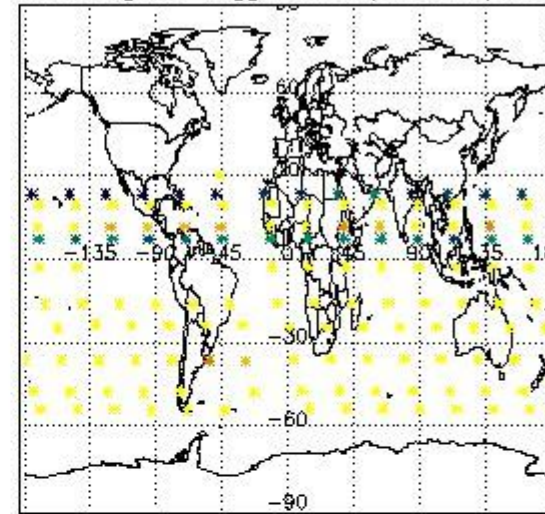


3.2 Plot quality information per product (world map)

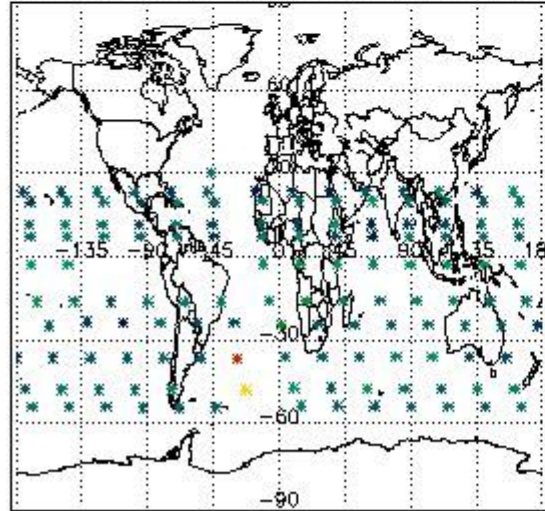
Percentage of flagged data per O3 profile



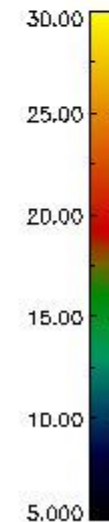
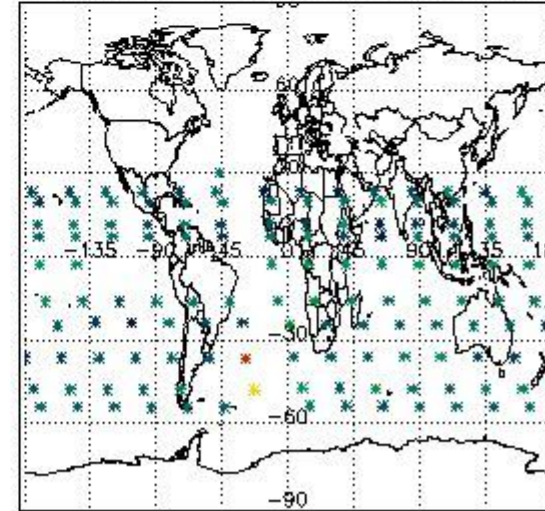
Percentage of flagged data per H2O profile



Percentage of flagged data per NO2 profile



Percentage of flagged data per NO3 profile

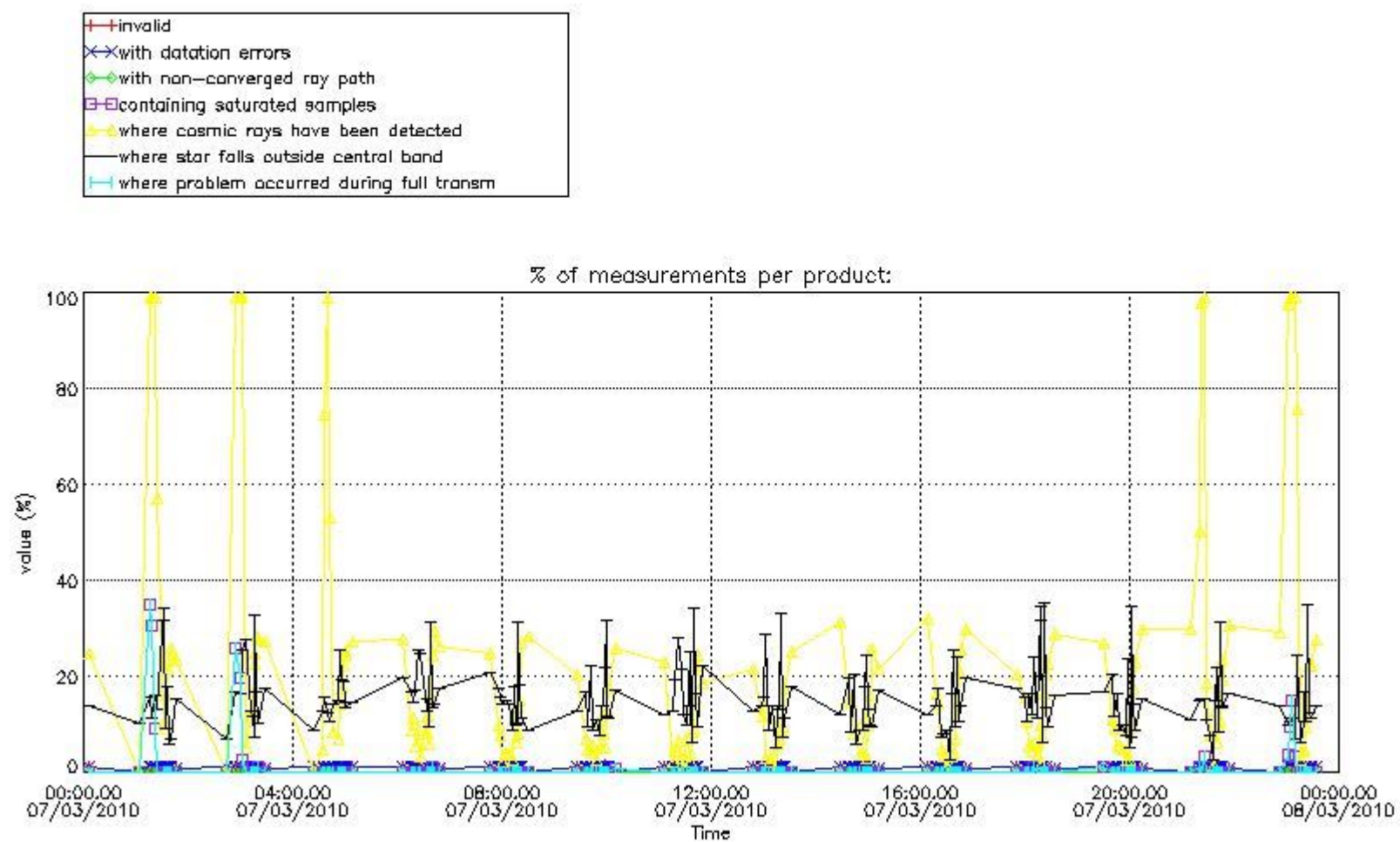


4. Level 1 quality information per product

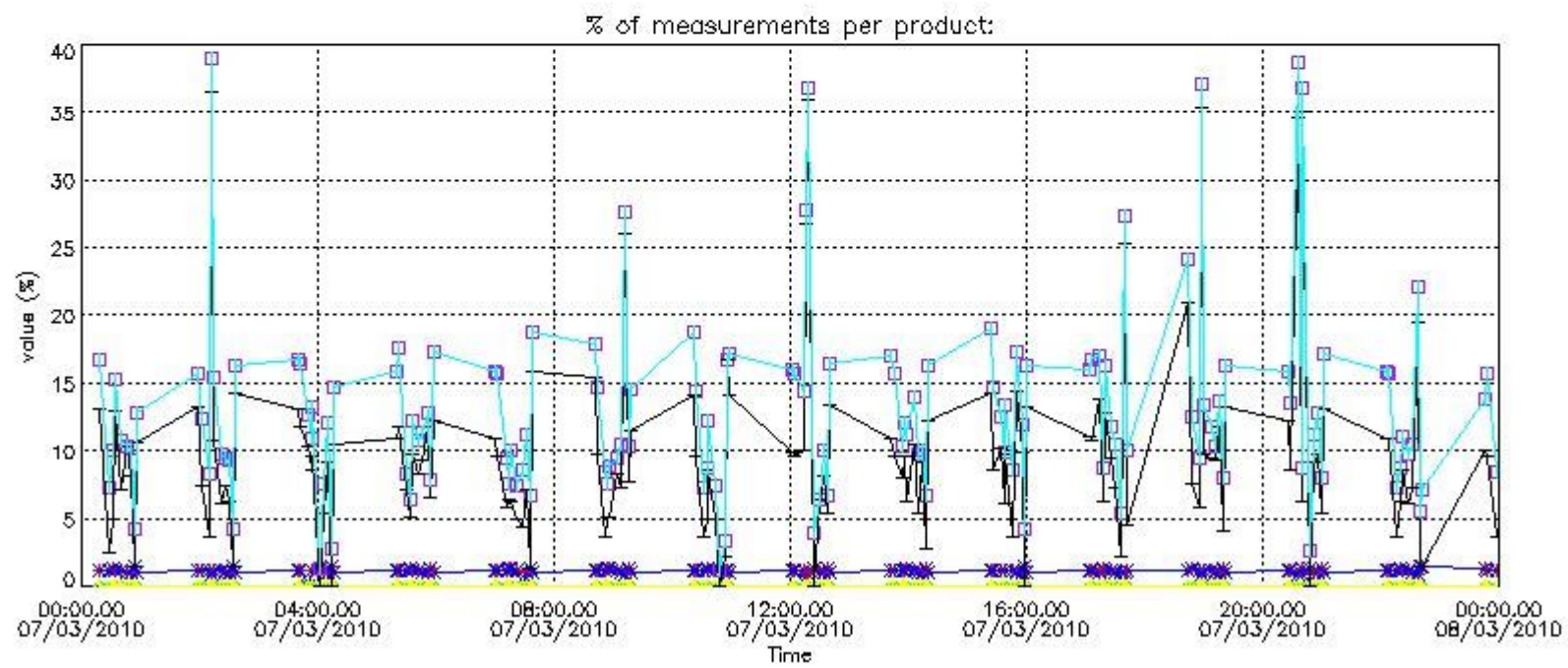
In this section it is plotted some information contained in the Quality Summary data set of the level 2 products that comes from the level 1b processing. Products without errors (error flag in the MPH set to "0") are used.

4.1 Plot quality information per product (time dependant) coming from level 1b processing

4.1.1 Plot level 1 quality information per product (time dependant): ENVISAT ASCENDING passes



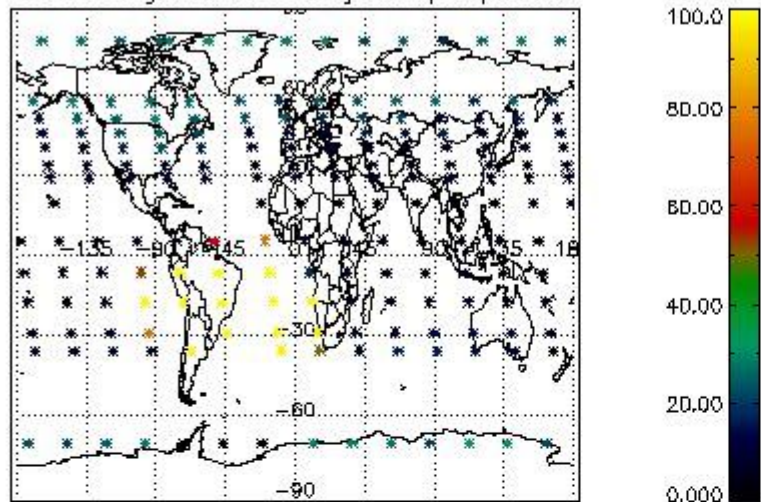
4.1.2 Plot level 1 quality information per product (time dependant): ENVI SAT DESCENDING passes



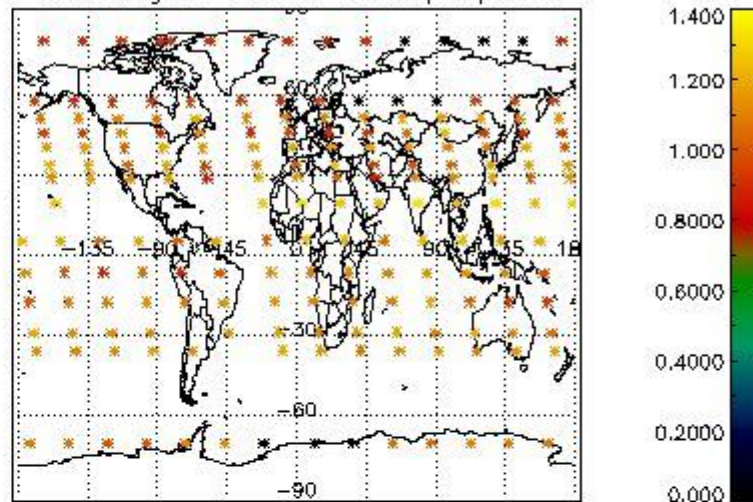
4.2 Plot quality information per product coming from level 1b processing (world map)

4.2.1 Plot level 1 quality information per product (world map): ENVISAT ASCENDING passes

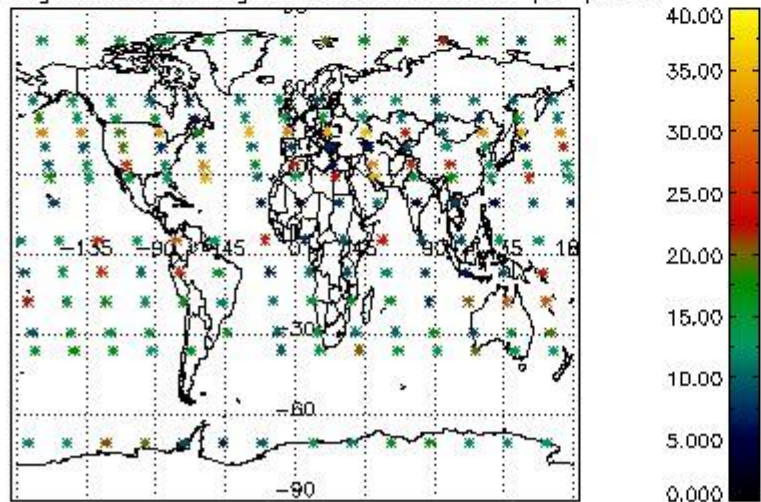
Percentage of cosmic ray hits per profile



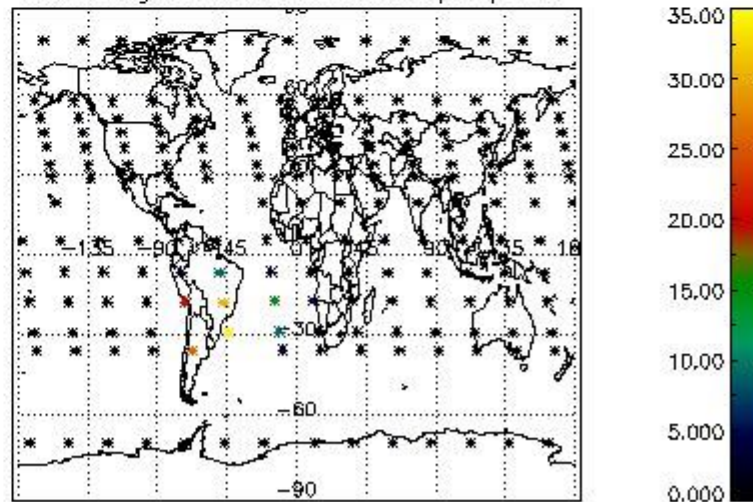
Percentage of datation errors per profile



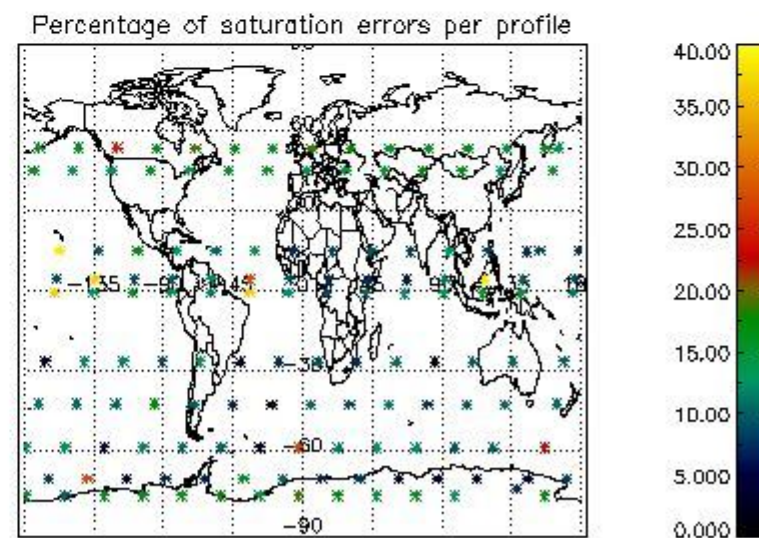
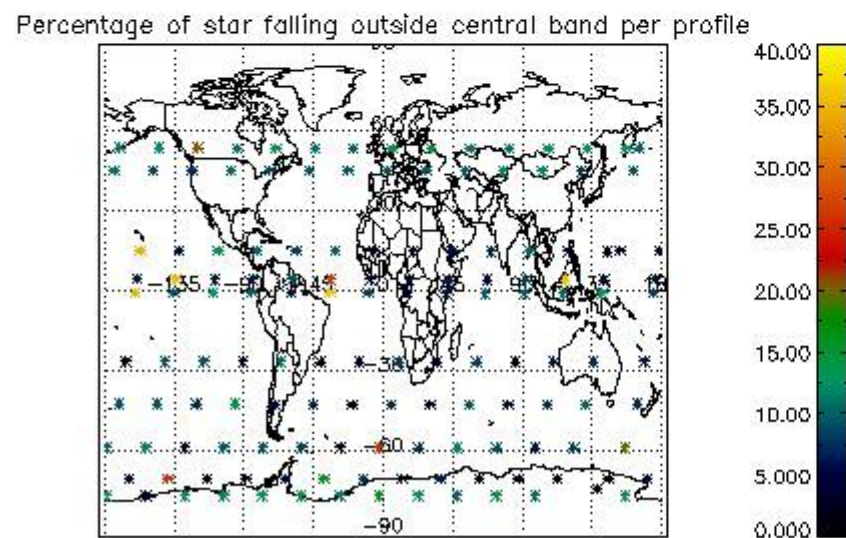
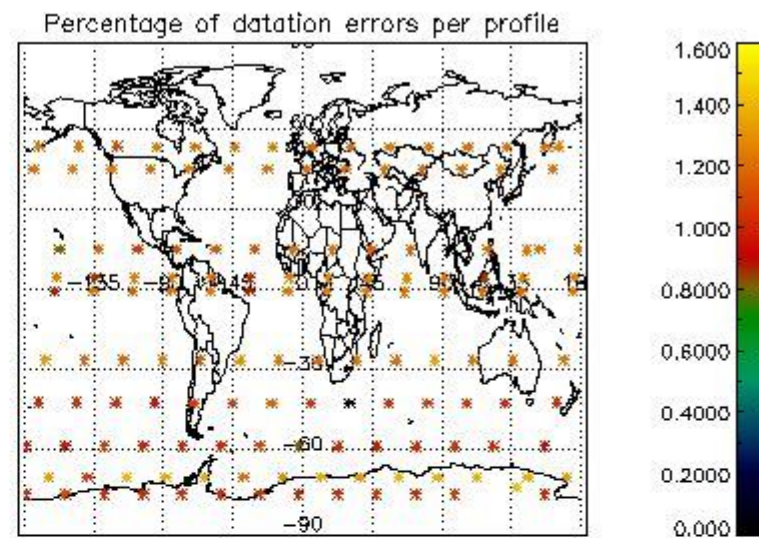
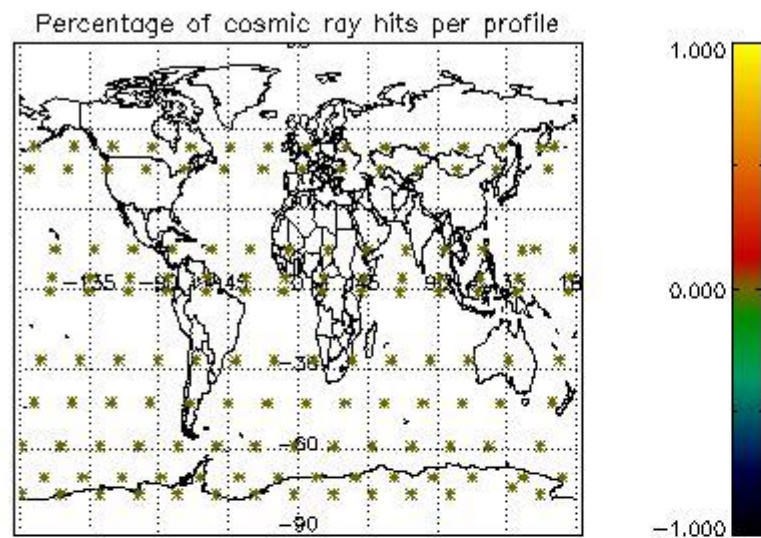
Percentage of star falling outside central band per profile



Percentage of saturation errors per profile



4.2.2 Plot level 1 quality information per product (world map): ENVISAT DESCENDING passes



5. Trace gas profiles

5.1 Ozone statistics based on quality of products

The final quality of the products can be "measured" using the STD (Standard Deviation) attached to every point profile. This information is written to the parameter GOM_NL__2P/NL_LOCAL_SPECIES_DENSITY/o3_std of the level 2 products. The table below shows the statistics for given STD ranges.

The statistics are given with respect to the overall valid production:

- Products without fatal errors: GOM_NL__2P/MPH/PRODUCT_ERR=0
- Valid point profile: GOM_NL__2P/NL_LOCAL_SPECIES_DENSITY/pcd(0)=0

The 'Criteria' is applied to valid points of dark limb products:

- Products in dark limb illumination condition: GOM_NL__2P/NL_SUMMARY_QUALITY/obs_ill_cond=0
- Products without fatal errors: GOM_NL__2P/MPH/PRODUCT_ERR=0
- Valid point profile: GOM_NL__2P/NL_LOCAL_SPECIES_DENSITY/pcd(0)=0

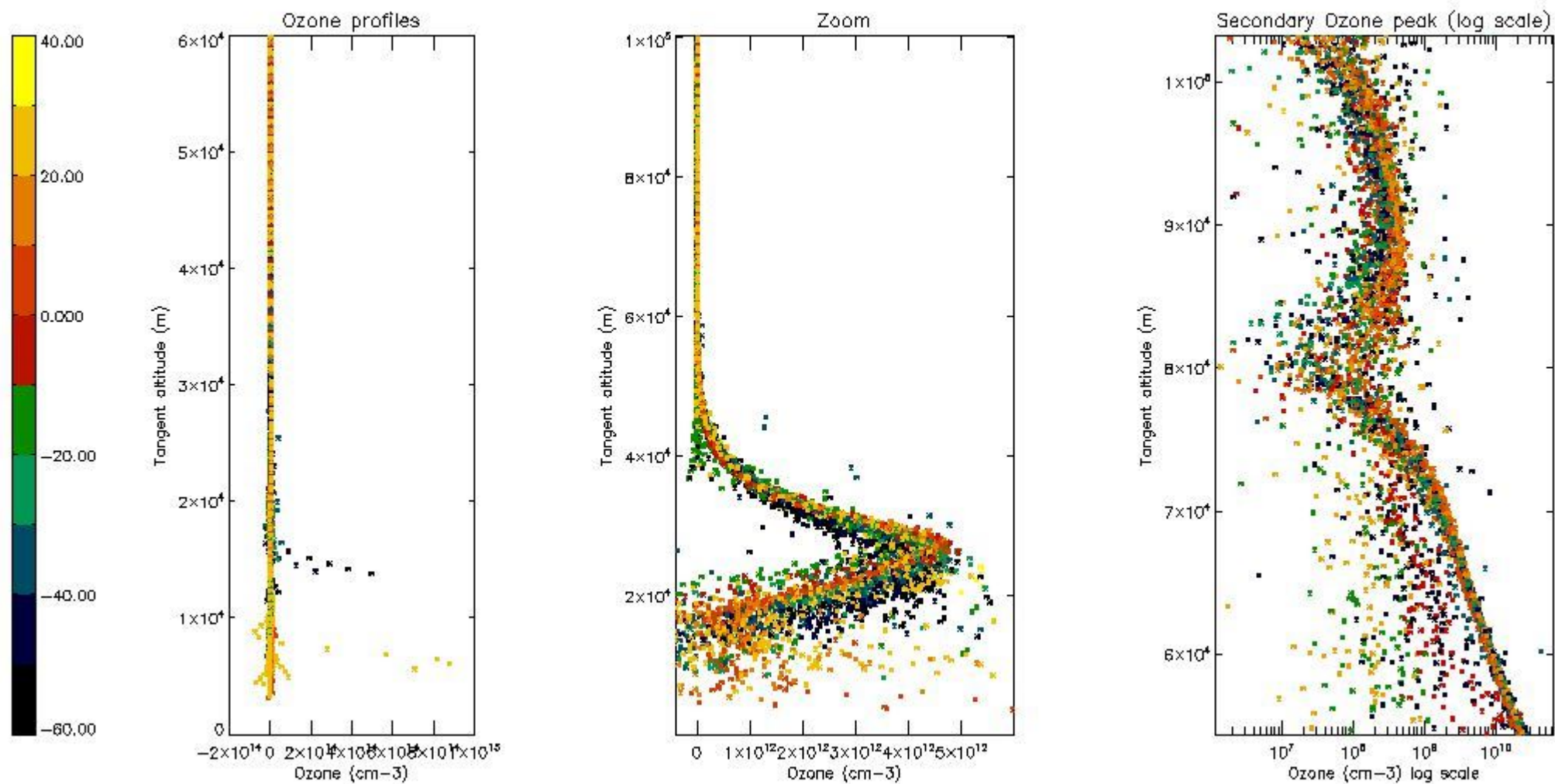
So, the table below shows the percentage of dark limb and valid observations for each criteria with respect to the overall valid daily observations.

Criteria	% of total production
All STD	41
STD < 20	20

STD < 10	15
STD < 5	11

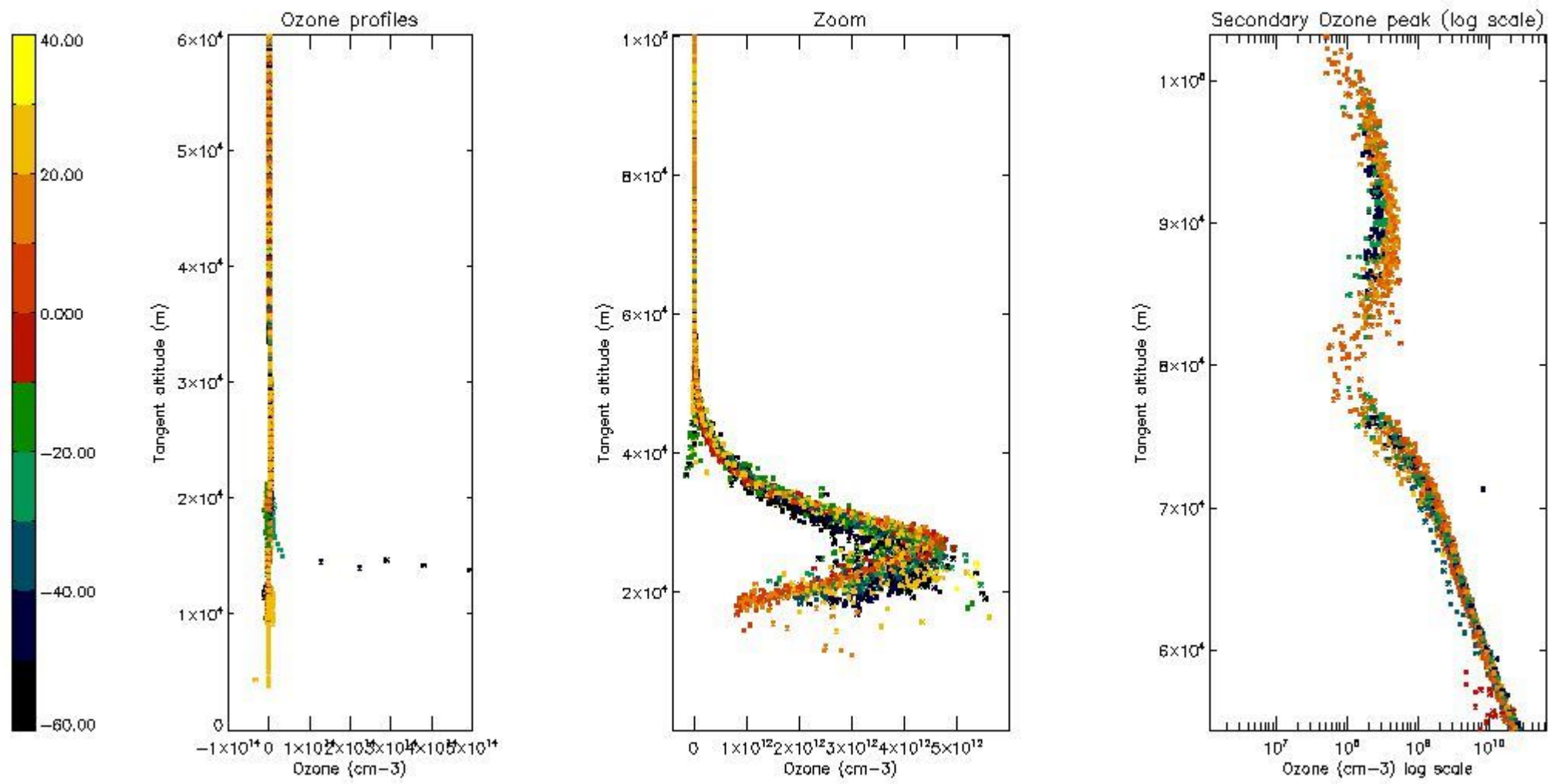
5.2 Plot ozone profiles for all STD (dark without errors)

The colorbar represents the latitude.



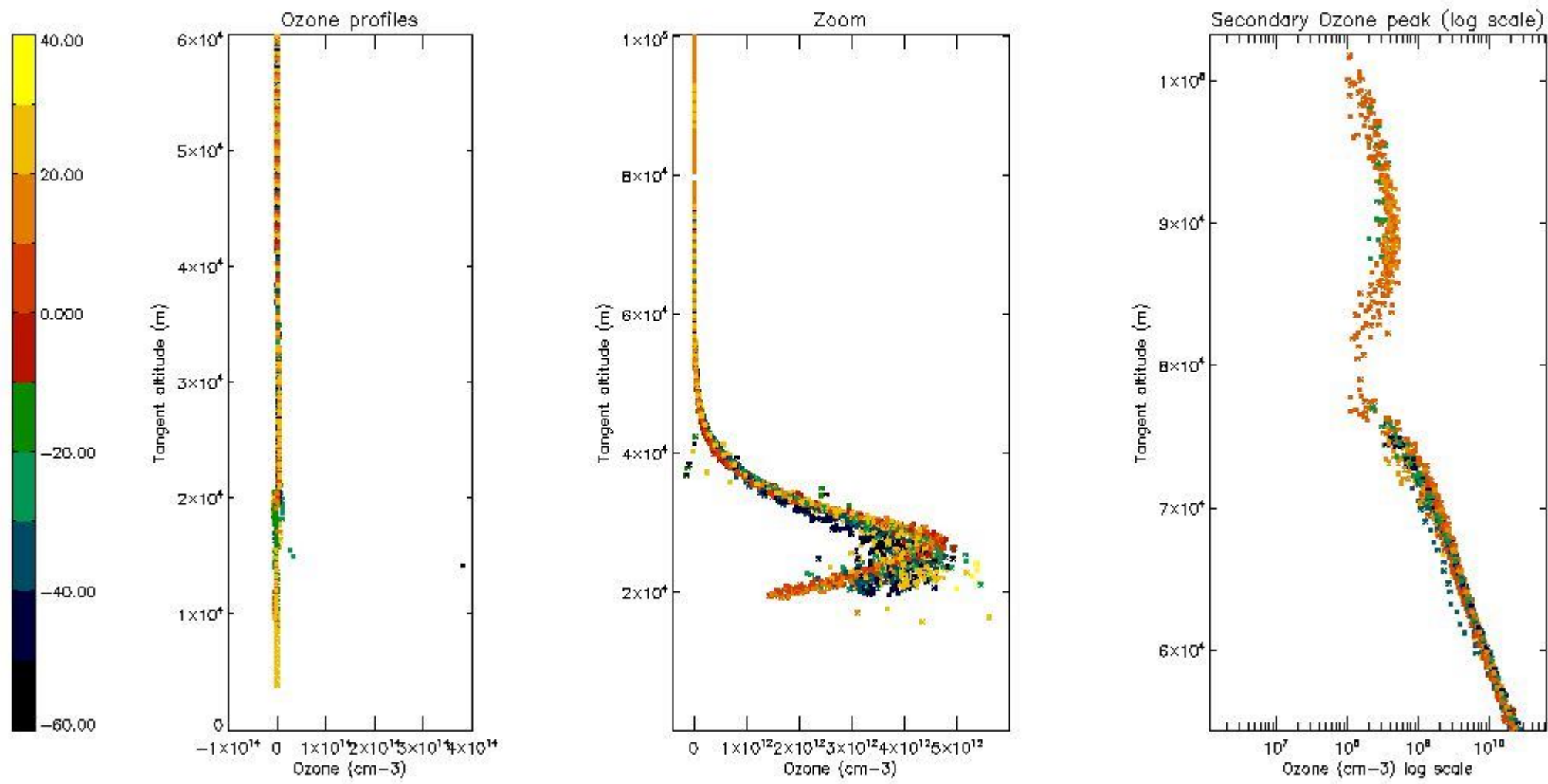
5.3 Plot ozone profiles where STD < 20% (dark without errors)

The colorbar represents the latitude.



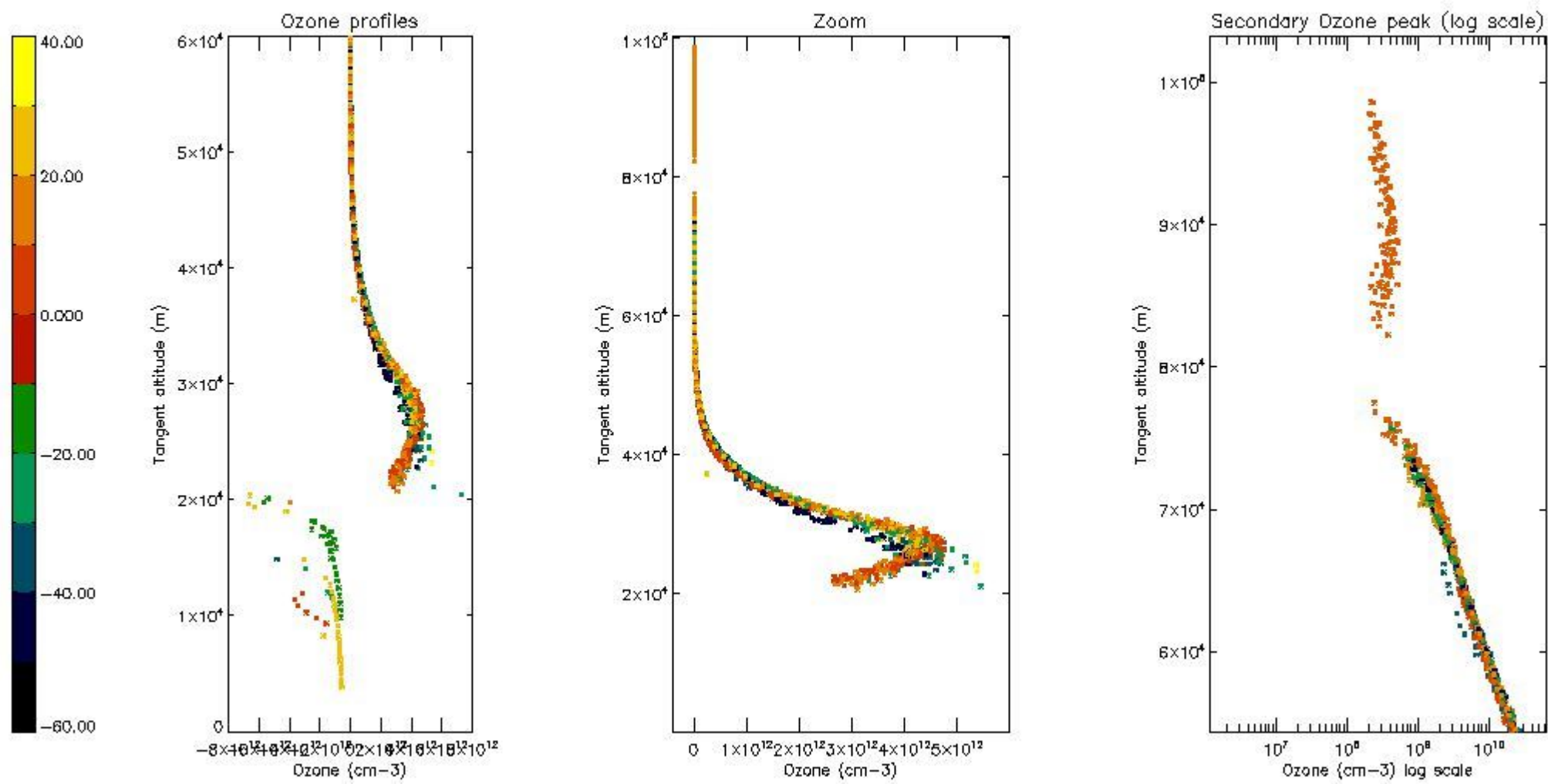
5.4 Plot ozone profiles where $STD < 10\%$ (dark without errors)

The colorbar represents the latitude.



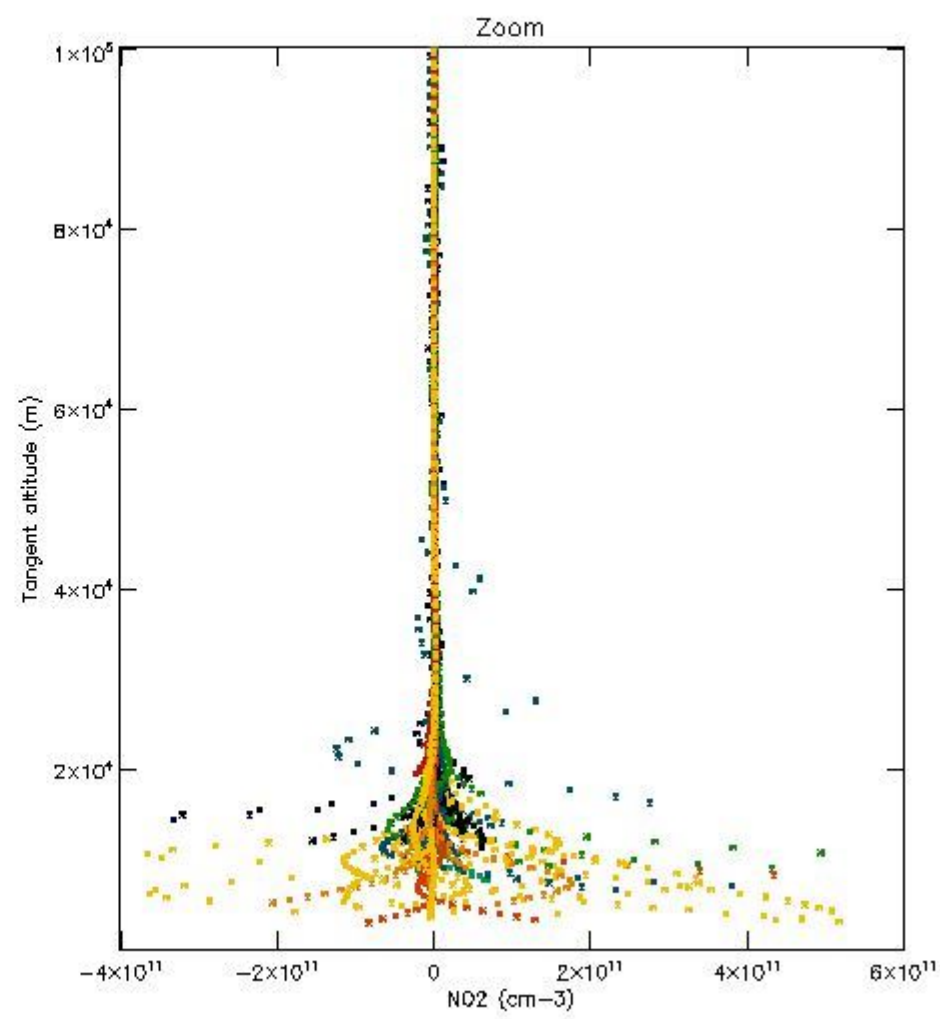
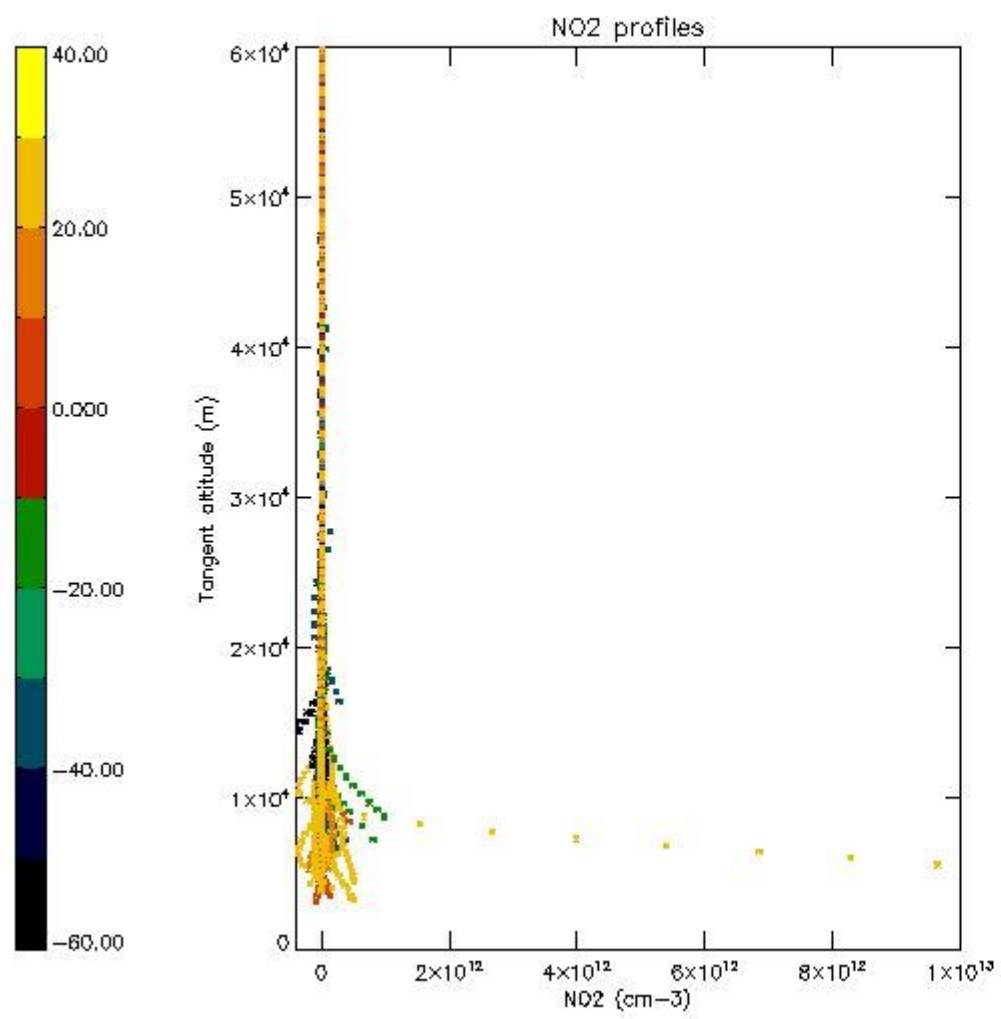
5.5 Plot ozone profiles where STD < 5% (dark without errors)

The colorbar represents the latitude.



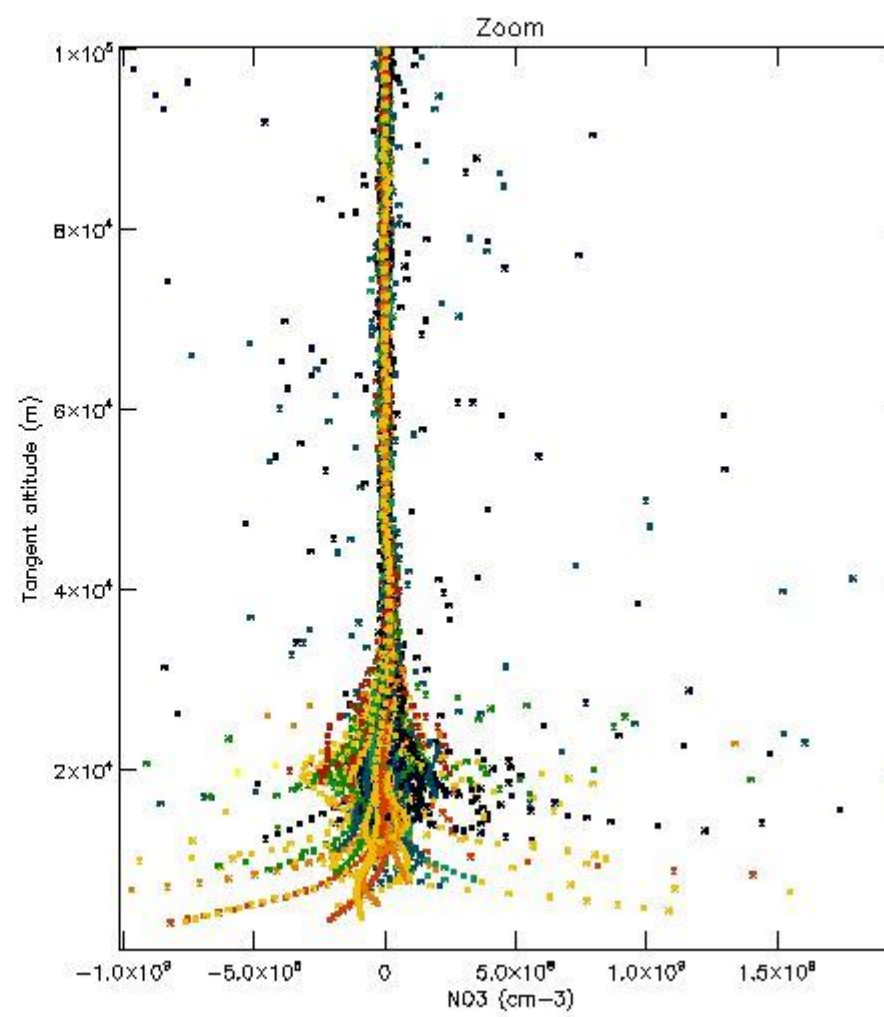
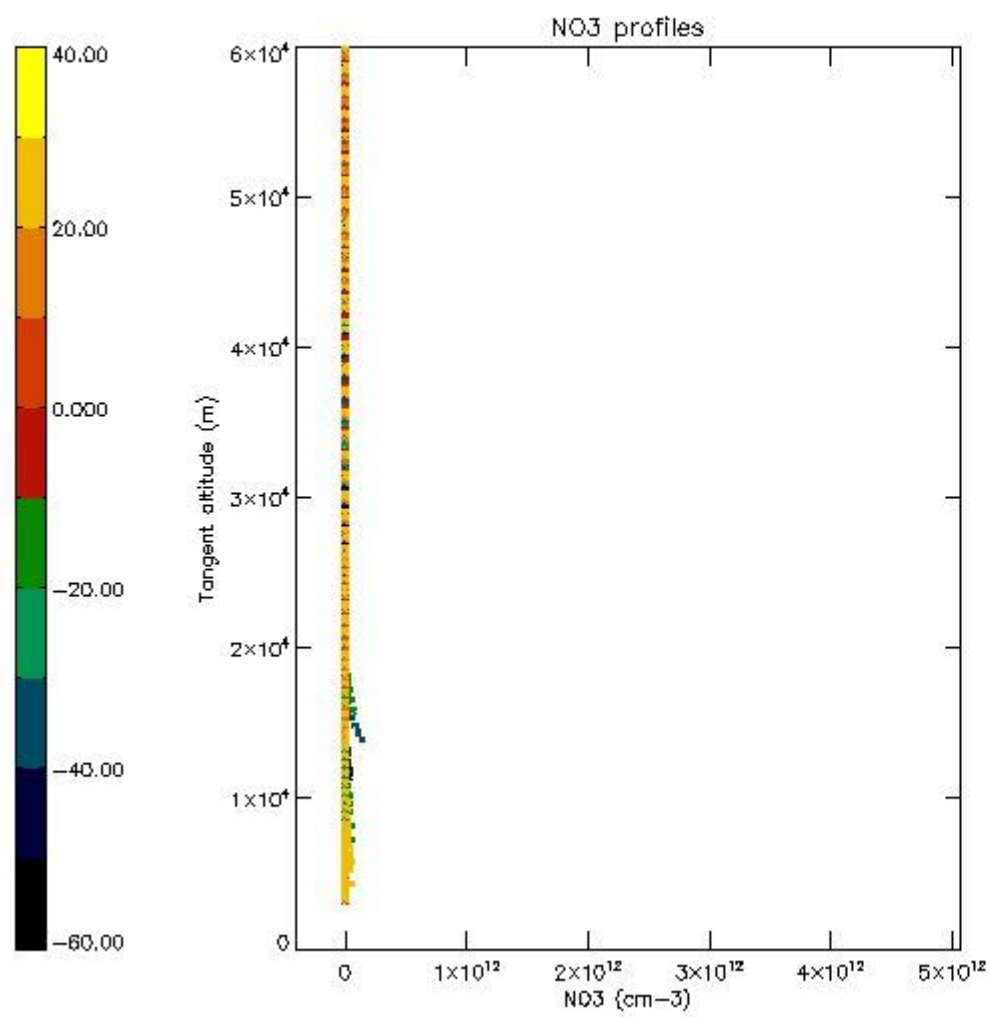
5.6 Plot NO₂ profiles for all STD (dark without errors)

The colorbar represents the latitude.



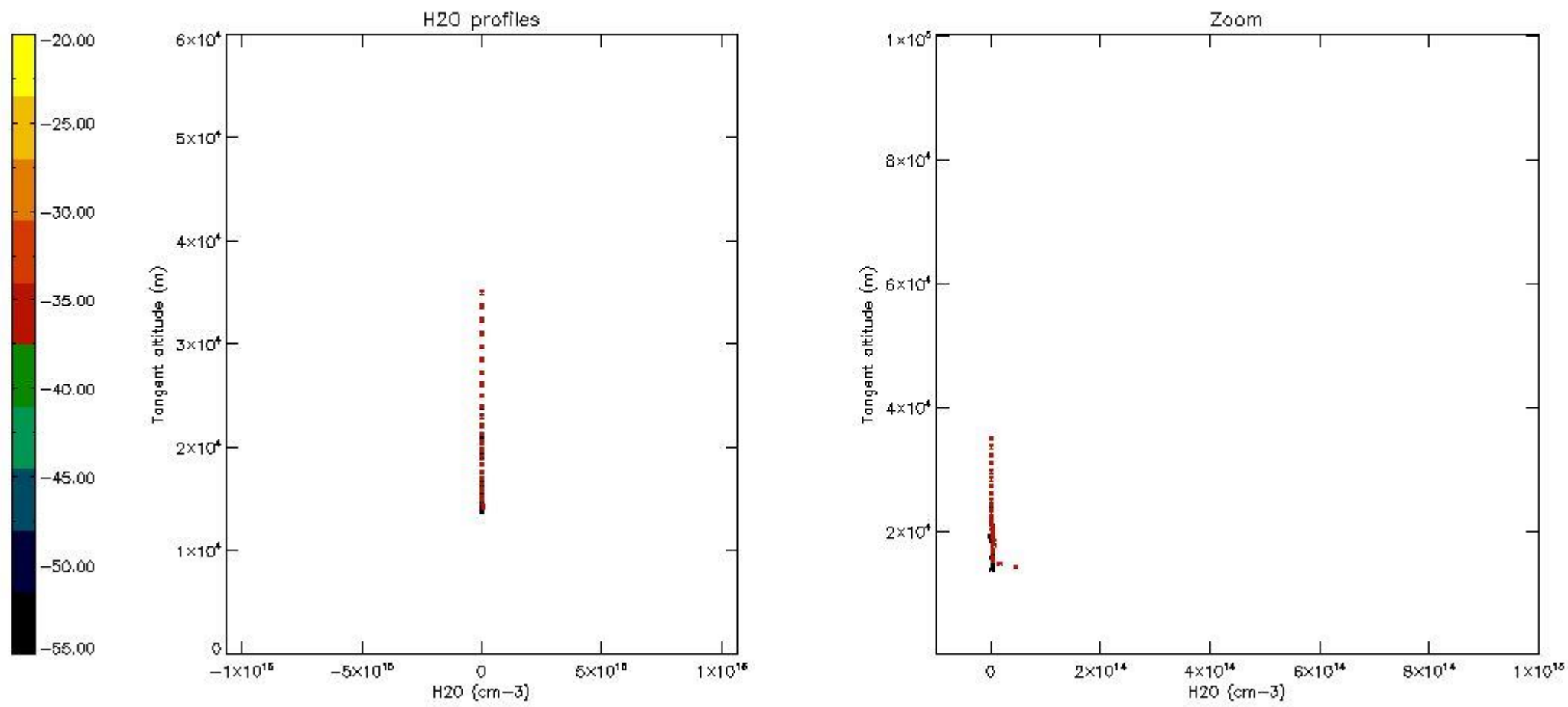
5.7 Plot NO3 profiles for all STD (dark without errors)

The colorbar represents the latitude.



5.8 Plot H2O profiles for all STD (only for occultations of stars 1,2,3,4,13,14,16,26,63 dark without errors)

The colorbar represents the latitude.



6. Auxiliary Data Files used for the production reported in section 2

The number reported in the third column indicates since which file (see list in section 2) the corresponding auxiliary file has been used. The fourth column is the date of those product files.

Type	Auxiliary Filename	Used since product	Used since product date
INST_PHYS_CHARACTERISTICS	GOM_INS_AXVIEC20091111_143220_20030716_120000_20500101_000000	1	07-MAR-2010 00:06:23
LEVEL-2_PROC_CONFIG	GOM_PR2_AXVIEC20091111_152718_20020301_000000_20500101_000000	1	07-MAR-2010 00:06:23
CROSS_SECTIONS_FILE	GOM_CRS_AXVIEC20091111_154832_20020301_000000_20500101_000000	1	07-MAR-2010 00:06:23

GOMOS Level 2 Daily Report

SUMMARY

[1. General Info](#)

[2. Summary of processed GOM_NL_2P products](#)

[3. Level 2 Quality information per product](#)

[3.1 Plot of level 2 quality information per product \(time dependant\)](#)

[3.2 Plot of level 2 quality information per product \(world map\)](#)

[4. Level 1 Quality information per product \(stored on level 2 products\)](#)

[4.1 Plot of level 1 quality information per product \(time dependant\)](#)

[4.1.1 Plot of level 1 quality information per product \(time dependant\): ASCENDING](#)

[4.1.2 Plot of level 1 quality information per product \(time dependant\): DESCENDING](#)

[4.2 Plot of level 1 quality information per product \(world map\)](#)

[4.2.1 Plot of level 1 quality information per product \(world map\): ASCENDING](#)

[4.2.2 Plot of level 1 quality information per product \(world map\): DESCENDING](#)

[5. Ozone profiles based on quality statistics and other trace gas profiles](#)

[5.1 Ozone statistics based on quality of products](#)

[5.2 Plot ozone profiles for all STD \(dark without errors\)](#)

[5.3 Plot ozone profiles where STD < 20% \(dark without errors\)](#)

[5.4. Plot ozone profiles where STD < 10% \(dark without errors\)](#)

[5.5. Plot ozone profiles where STD < 5% \(dark without errors\)](#)

[5.6 Plot NO2 profiles for all STD \(dark without errors\)](#)

[5.7 Plot NO3 profiles for all STD \(dark without errors\)](#)

[5.8 Plot H2O profiles \(only for occultations of stars 1,2,3,4,13,14,16,26,63 dark without errors\) for all STD](#)

[6. Auxiliary Data Files used for the production reported in section 2](#)

This report presents the daily analysis on parameters extracted from GOMOS level 2 data (GOM_NL__2P). It is intended to monitor some important parameters that will impact the quality of these products. A list of level 2 products (and content) that have arrived during the reporting day to the PCF is also given.

Item	Value
Time of report generation	26APR2013 18:00:16
Data source version	GOMOS/6.01
Start time of products	07-03-2010 (07MAR2010 00:00:00)
Stop time of products	08-03-2010 (08MAR2010 00:00:00)
Store outputs in DB	Yes
Nb of level 2 prods	333
Nb of prods with errors	0

2. Summary of processed GOM_NL__2P products.

Nr	Filename	UTC Start time	Limb	Duration	Star Id	Star Name	Star Mag	Star Temp	Nb Meas	Orbit	Prod. error
1	GOM_NL__2PRFIN20100307_000623_000000552087_00274_41911_8165.N1	07-MAR-2010 00:06:23	Straylight	54.500	171	2Eps Crv	3.0010	4250.0	109	41911	No
2	GOM_NL__2PRFIN20100307_001803_000000422087_00274_41911_8166.N1	07-MAR-2010 00:18:03	Bright	42.000	22	32Alp Leo	1.3600	15200.	84	41911	No
3	GOM_NL__2PRFIN20100307_002859_000000412087_00274_41911_8167.N1	07-MAR-2010 00:28:59	Bright	41.000	174	52Psi UMa	3.0040	4400.0	82	41911	No
4	GOM_NL__2PRFIN20100307_003156_000000402087_00274_41911_8168.N1	07-MAR-2010 00:31:56	Bright	40.000	82	48Bet UMa	2.3650	10600.	80	41911	No
5	GOM_NL__2PRFIN20100307_003321_000000432087_00274_41911_8169.N1	07-MAR-2010 00:33:21	Bright	42.500	36	50Alp UMa	1.8000	6300.0	85	41911	No
6	GOM_NL__2PRFIN20100307_004033_000000422087_00274_41911_8170.N1	07-MAR-2010 00:40:33	Bright	42.000	60	7Bet UMi	2.0810	3950.0	84	41911	No
7	GOM_NL__2PRFIN20100307_004505_000000492087_00274_41911_8171.N1	07-MAR-2010 00:45:05	Bright	48.500	119	14Eta Dra	2.7270	4700.0	97	41911	No
8	GOM_NL__2PRFIN20100307_004943_000000492087_00274_41911_8172.N1	07-MAR-2010 00:49:43	Bright	49.000	130	23Bet Dra	2.7990	5800.0	98	41911	No
9	GOM_NL__2PRFIN20100307_005306_000000362087_00274_41911_8173.N1	07-MAR-2010 00:53:06	Bright	36.000	144	18Del Cyg	2.8600	11000.	72	41911	No
10	GOM_NL__2PRFIN20100307_005514_000000472087_00274_41911_8174.N1	07-MAR-2010 00:55:14	Bright	47.000	5	3Alp Lyr	0.033000	11000.	94	41911	No
11	GOM_NL__2PRFIN20100307_010318_000000452087_00274_41911_8175.N1	07-MAR-2010 01:03:18	Bright	45.000	168	17Zet Aql	2.9860	11000.	90	41911	No
12	GOM_NL__2PRFIN20100307_011512_000000452087_00274_41911_8176.N1	07-MAR-2010 01:15:12	Dark	44.500	57	34Sig Sgr	2.0660	26000.	89	41911	No
13	GOM_NL__2PRFIN20100307_011827_000000442087_00274_41911_8177.N1	07-MAR-2010 01:18:27	Dark	44.000	38	20Eps Sgr	1.8360	11000.	88	41911	No
14	GOM_NL__2PRFIN20100307_012136_000000502087_00274_41911_8178.N1	07-MAR-2010 01:21:36	Dark	50.000	25	35Lam Sco	1.6200	28000.	100	41911	No
15	GOM_NL__2PRFIN20100307_012453_000000422087_00275_41912_8166.N1	07-MAR-2010 01:24:53	Dark	42.000	141	Bet Ara	2.8400	4600.0	84	41912	No
16	GOM_NL__2PRFIN20100307_013129_000000572087_00275_41912_8167.N1	07-MAR-2010 01:31:29	Dark	57.000	4	Alp1Cen	-0.010000	5800.0	114	41912	No
17	GOM_NL__2PRFIN20100307_013246_000000542087_00275_41912_8168.N1	07-MAR-2010 01:32:46	Dark	54.000	10	Bet Cen	0.61000	28000.	108	41912	No
18	GOM_NL__2PRFIN20100307_013441_000000442087_00275_41912_8169.N1	07-MAR-2010 01:34:41	Dark	43.500	77	Eps Cen	2.3030	28000.	87	41912	No
19	GOM_NL__2PRFIN20100307_013615_000000452087_00275_41912_8170.N1	07-MAR-2010 01:36:15	Dark	44.500	26	Gam Cru	1.6240	2900.0	89	41912	No
20	GOM_NL__2PRFIN20100307_013748_000000422087_00275_41912_8171.N1	07-MAR-2010 01:37:48	Dark	42.000	64	Gam Cen	2.2000	10600.	84	41912	No
21	GOM_NL__2PRFIN20100307_013936_000000522087_00275_41912_8172.N1	07-MAR-2010 01:39:36	Straylight	52.000	123	lot Cen	2.7500	10200.	104	41912	No
22	GOM_NL__2PRFIN20100307_014659_000000562087_00275_41912_8173.N1	07-MAR-2010 01:46:59	Straylight	55.500	171	2Eps Crv	3.0010	4250.0	111	41912	No
23	GOM_NL__2PRFIN20100307_015839_000000422087_00275_41912_8174.N1	07-MAR-2010 01:58:39	Bright	41.500	22	32Alp Leo	1.3600	15200.	83	41912	No
24	GOM_NL__2PRFIN20100307_020107_000000412087_00275_41912_8175.N1	07-MAR-2010 02:01:07	Bright	40.500	51	41Gam1Leo	2.0100	4500.0	81	41912	No
25	GOM_NL__2PRFIN20100307_020934_000000422087_00275_41912_8176.N1	07-MAR-2010 02:09:34	Bright	42.000	174	52Psi UMa	3.0040	4400.0	84	41912	No
26	GOM_NL__2PRFIN20100307_021232_000000592087_00275_41912_8177.N1	07-MAR-2010 02:12:32	Bright	59.000	82	48Bet UMa	2.3650	10600.	118	41912	No
27	GOM_NL__2PRFIN20100307_021356_000000422087_00275_41912_8178.N1	07-MAR-2010 02:13:56	Bright	42.000	36	50Alp UMa	1.8000	6300.0	84	41912	No
28	GOM_NL__2PRFIN20100307_022109_000000412087_00275_41912_8179.N1	07-MAR-2010 02:21:09	Bright	41.000	60	7Bet UMi	2.0810	3950.0	82	41912	No
29	GOM_NL__2PRFIN20100307_022540_000000482087_00275_41912_8180.N1	07-MAR-2010 02:25:40	Bright	47.500	119	14Eta Dra	2.7270	4700.0	95	41912	No
30	GOM_NL__2PRFIN20100307_023019_000000482087_00275_41912_8181.N1	07-MAR-2010 02:30:19	Bright	48.000	130	23Bet Dra	2.7990	5800.0	96	41912	No
31	GOM_NL__2PRFIN20100307_023342_000000362087_00275_41912_8182.N1	07-MAR-2010 02:33:42	Bright	36.000	144	18Del Cyg	2.8600	11000.	72	41912	No
32	GOM_NL__2PRFIN20100307_023550_000000492087_00275_41912_8183.N1	07-MAR-2010 02:35:50	Bright	49.000	5	3Alp Lyr	0.033000	11000.	98	41912	No
33	GOM_NL__2PRFIN20100307_024354_000000452087_00275_41912_8184.N1	07-MAR-2010 02:43:54	Bright	44.500	168	17Zet Aql	2.9860	11000.	89	41912	No
34	GOM_NL__2PRFIN20100307_025355_000000452087_00275_41912_8185.N1	07-MAR-2010 02:53:55	Dark	44.500	155	41Pi Sgr	2.9000	6600.0	89	41912	No
35	GOM_NL__2PRFIN20100307_025904_000000462087_00275_41912_8186.N1	07-MAR-2010 02:59:04	Dark	46.000	38	20Eps Sgr	1.8360	11000.	92	41912	No
36	GOM_NL__2PRFIN20100307_030213_000000572087_00275_41912_8187.N1	07-MAR-2010 03:02:13	Dark	57.000	25	35Lam Sco	1.6200	28000.	114	41912	No
37	GOM_NL__2PRFIN20100307_030530_000000512087_00276_41913_8175.N1	07-MAR-2010 03:05:30	Dark	50.500	141	Bet Ara	2.8400	4600.0	101	41913	No
38	GOM_NL__2PRFIN20100307_031205_000000432087_00276_41913_8176.N1	07-MAR-2010 03:12:05	Dark	43.000	4	Alp1Cen	-0.010000	5800.0	86	41913	No
39	GOM_NL__2PRFIN20100307_031323_000000432087_00276_41913_8177.N1	07-MAR-2010 03:13:23	Dark	42.500	10	Bet Cen	0.61000	28000.	85	41913	No
40	GOM_NL__2PRFIN20100307_031518_000000422087_00276_41913_8178.N1	07-MAR-2010 03:15:18	Dark	42.000	77	Eps Cen	2.3030	28000.	84	41913	No
41	GOM_NL__2PRFIN20100307_031651_000000552087_00276_41913_8179.N1	07-MAR-2010 03:16:51	Dark	55.000	26	Gam Cru	1.6240	2900.0	110	41913	No
42	GOM_NL__2PRFIN20100307_031824_000000482087_00276_41913_8180.N1	07-MAR-2010 03:18:24	Straylight	47.500	64	Gam Cen	2.2000	10600.	95	41913	No

43	GOM_NL__2PRFIN20100307_032013_000000552087_00276_41913_8181.N1	07-MAR-2010 03:20:13	Straylight	54.500	123	Iot Cen	2.7500	10200.	109	41913	No
44	GOM_NL__2PRFIN20100307_032735_000000572087_00276_41913_8182.N1	07-MAR-2010 03:27:35	Straylight	57.000	171	2Eps Crv	3.0010	4250.0	114	41913	No
45	GOM_NL__2PRFIN20100307_033915_000000422087_00276_41913_8183.N1	07-MAR-2010 03:39:15	Bright	42.000	22	32Alp Leo	1.3600	15200.	84	41913	No
46	GOM_NL__2PRFIN20100307_034142_000000432087_00276_41913_8184.N1	07-MAR-2010 03:41:42	Bright	42.500	51	41Gam1Leo	2.0100	4500.0	85	41913	No
47	GOM_NL__2PRFIN20100307_035010_000000442087_00276_41913_8185.N1	07-MAR-2010 03:50:10	Bright	43.500	174	52Psi UMa	3.0040	4400.0	87	41913	No
48	GOM_NL__2PRFIN20100307_035308_000000412087_00276_41913_8186.N1	07-MAR-2010 03:53:08	Bright	41.000	82	48Bet UMa	2.3650	10600.	82	41913	No
49	GOM_NL__2PRFIN20100307_035432_000000422087_00276_41913_8187.N1	07-MAR-2010 03:54:32	Bright	41.500	36	50Alp UMa	1.8000	6300.0	83	41913	No
50	GOM_NL__2PRFIN20100307_040145_000000372087_00276_41913_8188.N1	07-MAR-2010 04:01:45	Bright	37.000	60	7Bet UMi	2.0810	3950.0	74	41913	No
51	GOM_NL__2PRFIN20100307_040616_000000472087_00276_41913_8189.N1	07-MAR-2010 04:06:16	Bright	46.500	119	14Eta Dra	2.7270	4700.0	93	41913	No
52	GOM_NL__2PRFIN20100307_041055_000000502087_00276_41913_8190.N1	07-MAR-2010 04:10:55	Bright	49.500	130	23Bet Dra	2.7990	5800.0	99	41913	No
53	GOM_NL__2PRFIN20100307_041418_000000362087_00276_41913_8191.N1	07-MAR-2010 04:14:18	Bright	35.500	144	18Del Cyg	2.8600	11000.	71	41913	No
54	GOM_NL__2PRFIN20100307_041626_000000482087_00276_41913_8192.N1	07-MAR-2010 04:16:26	Bright	47.500	5	3Alp Lyr	0.033000	11000.	95	41913	No
55	GOM_NL__2PRFIN20100307_042430_000000452087_00276_41913_8193.N1	07-MAR-2010 04:24:30	Bright	45.000	168	17Zet Aql	2.9860	11000.	90	41913	No
56	GOM_NL__2PRFIN20100307_043431_000000432087_00276_41913_8194.N1	07-MAR-2010 04:34:31	Dark	43.000	155	41Pi Sgr	2.9000	6600.0	86	41913	No
57	GOM_NL__2PRFIN20100307_043625_000000452087_00276_41913_8195.N1	07-MAR-2010 04:36:25	Dark	45.000	57	34Sig Sgr	2.0660	26000.	90	41913	No
58	GOM_NL__2PRFIN20100307_043940_000000442087_00276_41913_8196.N1	07-MAR-2010 04:39:40	Dark	44.000	38	20Eps Sgr	1.8360	11000.	88	41913	No
59	GOM_NL__2PRFIN20100307_044250_000000472087_00276_41913_8197.N1	07-MAR-2010 04:42:50	Dark	47.000	25	35Lam Sco	1.6200	28000.	94	41913	No
60	GOM_NL__2PRFIN20100307_044607_000000432087_00277_41914_8187.N1	07-MAR-2010 04:46:07	Dark	42.500	141	Bet Ara	2.8400	4600.0	85	41914	No
61	GOM_NL__2PRFIN20100307_045242_000000442087_00277_41914_8188.N1	07-MAR-2010 04:52:42	Dark	44.000	4	Alp1Cen	-0.010000	5800.0	88	41914	No
62	GOM_NL__2PRFIN20100307_045359_000000492087_00277_41914_8189.N1	07-MAR-2010 04:53:59	Dark	49.000	10	Bet Cen	0.61000	28000.	98	41914	No
63	GOM_NL__2PRFIN20100307_045555_000000492087_00277_41914_8190.N1	07-MAR-2010 04:55:55	Dark	49.000	77	Eps Cen	2.3030	28000.	98	41914	No
64	GOM_NL__2PRFIN20100307_045727_000000452087_00277_41914_8191.N1	07-MAR-2010 04:57:27	Dark	45.000	26	Gam Cru	1.6240	2900.0	90	41914	No
65	GOM_NL__2PRFIN20100307_045901_000000452087_00277_41914_8192.N1	07-MAR-2010 04:59:01	Straylight	45.000	64	Gam Cen	2.2000	10600.	90	41914	No
66	GOM_NL__2PRFIN20100307_050050_000000562087_00277_41914_8193.N1	07-MAR-2010 05:00:50	Straylight	56.000	123	Iot Cen	2.7500	10200.	112	41914	No
67	GOM_NL__2PRFIN20100307_050812_000000552087_00277_41914_8194.N1	07-MAR-2010 05:08:12	Straylight	55.000	171	2Eps Crv	3.0010	4250.0	110	41914	No
68	GOM_NL__2PRFIN20100307_051951_000000412087_00277_41914_8195.N1	07-MAR-2010 05:19:51	Bright	41.000	22	32Alp Leo	1.3600	15200.	82	41914	No
69	GOM_NL__2PRFIN20100307_052218_000000432087_00277_41914_8196.N1	07-MAR-2010 05:22:18	Bright	42.500	51	41Gam1Leo	2.0100	4500.0	85	41914	No
70	GOM_NL__2PRFIN20100307_053045_000000432087_00277_41914_8197.N1	07-MAR-2010 05:30:45	Bright	42.500	174	52Psi UMa	3.0040	4400.0	85	41914	No
71	GOM_NL__2PRFIN20100307_053343_000000402087_00277_41914_8198.N1	07-MAR-2010 05:33:43	Bright	39.500	82	48Bet UMa	2.3650	10600.	79	41914	No
72	GOM_NL__2PRFIN20100307_053508_000000412087_00277_41914_8199.N1	07-MAR-2010 05:35:08	Bright	41.000	36	50Alp UMa	1.8000	6300.0	82	41914	No
73	GOM_NL__2PRFIN20100307_054220_000000422087_00277_41914_8200.N1	07-MAR-2010 05:42:20	Bright	42.000	60	7Bet UMi	2.0810	3950.0	84	41914	No
74	GOM_NL__2PRFIN20100307_054651_000000492087_00277_41914_8201.N1	07-MAR-2010 05:46:51	Bright	48.500	119	14Eta Dra	2.7270	4700.0	97	41914	No
75	GOM_NL__2PRFIN20100307_055130_000000512087_00277_41914_8202.N1	07-MAR-2010 05:51:30	Bright	51.000	130	23Bet Dra	2.7990	5800.0	102	41914	No
76	GOM_NL__2PRFIN20100307_055454_000000382087_00277_41914_8203.N1	07-MAR-2010 05:54:54	Bright	38.000	144	18Del Cyg	2.8600	11000.	76	41914	No
77	GOM_NL__2PRFIN20100307_055702_000000492087_00277_41914_8204.N1	07-MAR-2010 05:57:02	Bright	49.000	5	3Alp Lyr	0.033000	11000.	98	41914	No
78	GOM_NL__2PRFIN20100307_060506_000000512087_00277_41914_8205.N1	07-MAR-2010 06:05:06	Bright	50.500	168	17Zet Aql	2.9860	11000.	101	41914	No
79	GOM_NL__2PRFIN20100307_061508_000000452087_00277_41914_8206.N1	07-MAR-2010 06:15:08	Dark	45.000	155	41Pi Sgr	2.9000	6600.0	90	41914	No
80	GOM_NL__2PRFIN20100307_061702_000000452087_00277_41914_8207.N1	07-MAR-2010 06:17:02	Dark	44.500	57	34Sig Sgr	2.0660	26000.	89	41914	No
81	GOM_NL__2PRFIN20100307_062017_000000472087_00277_41914_8208.N1	07-MAR-2010 06:20:17	Dark	46.500	38	20Eps Sgr	1.8360	11000.	93	41914	No
82	GOM_NL__2PRFIN20100307_062327_000000572087_00277_41914_8209.N1	07-MAR-2010 06:23:27	Dark	57.000	25	35Lam Sco	1.6200	28000.	114	41914	No
83	GOM_NL__2PRFIN20100307_062643_000000492087_00278_41915_8195.N1	07-MAR-2010 06:26:43	Dark	48.500	141	Bet Ara	2.8400	4600.0	97	41915	No
84	GOM_NL__2PRFIN20100307_063318_000000432087_00278_41915_8196.N1	07-MAR-2010 06:33:18	Dark	43.000	4	Alp1Cen	-0.010000	5800.0	86	41915	No
85	GOM_NL__2PRFIN20100307_063436_000000432087_00278_41915_8197.N1	07-MAR-2010 06:34:36	Dark	43.000	10	Bet Cen	0.61000	28000.	86	41915	No
86	GOM_NL__2PRFIN20100307_063631_000000432087_00278_41915_8198.N1	07-MAR-2010 06:36:31	Dark	43.000	77	Eps Cen	2.3030	28000.	86	41915	No
87	GOM_NL__2PRFIN20100307_063804_000000532087_00278_41915_8199.N1	07-MAR-2010 06:38:04	Dark	53.000	26	Gam Cru	1.6240	2900.0	106	41915	No
88	GOM_NL__2PRFIN20100307_063937_000000452087_00278_41915_8200.N1	07-MAR-2010 06:39:37	Straylight	45.000	64	Gam Cen	2.2000	10600.	90	41915	No
89	GOM_NL__2PRFIN20100307_064127_000000562087_00278_41915_8201.N1	07-MAR-2010 06:41:27	Straylight	56.000	123	Iot Cen	2.7500	10200.	112	41915	No
90	GOM_NL__2PRFIN20100307_064848_000000572087_00278_41915_8202.N1	07-MAR-2010 06:48:48	Straylight	57.000	171	2Eps Crv	3.0010	4250.0	114	41915	No
91	GOM_NL__2PRFIN20100307_070027_000000412087_00278_41915_8203.N1	07-MAR-2010 07:00:27	Bright	41.000	22	32Alp Leo	1.3600	15200.	82	41915	No
92	GOM_NL__2PRFIN20100307_070254_000000422087_00278_41915_8204.N1	07-MAR-2010 07:02:54	Bright	41.500	51	41Gam1Leo	2.0100	4500.0	83	41915	No
93	GOM_NL__2PRFIN20100307_071121_000000432087_00278_41915_8205.N1	07-MAR-2010 07:11:21	Bright	42.500	174	52Psi UMa	3.0040	4400.0	85	41915	No
94	GOM_NL__2PRFIN20100307_071419_000000402087_00278_41915_8206.N1	07-MAR-2010 07:14:19	Bright	39.500	82	48Bet UMa	2.3650	10600.	79	41915	No
95	GOM_NL__2PRFIN20100307_071544_000000402087_00278_41915_8207.N1	07-MAR-2010 07:15:44	Bright	40.000	36	50Alp UMa	1.8000	6300.0	80	41915	No
96	GOM_NL__2PRFIN20100307_072256_000000412087_00278_41915_8208.N1	07-MAR-2010 07:22:56	Bright	40.500	60	7Bet UMi	2.0810	3950.0	81	41915	No
97	GOM_NL__2PRFIN20100307_072727_000000472087_00278_41915_8209.N1	07-MAR-2010 07:27:27	Bright	46.500	119	14Eta Dra	2.7270	4700.0	93	41915	No
98	GOM_NL__2PRFIN20100307_073206_000000492087_00278_41915_8210.N1	07-MAR-2010 07:32:06	Bright	49.000	130	23Bet Dra	2.7990	5800.0	98	41915	No
99	GOM_NL__2PRFIN20100307_073530_000000372087_00278_41915_8211.N1	07-MAR-2010 07:35:30	Bright	37.000	144	18Del Cyg	2.8600	11000.	74	41915	No
100	GOM_NL__2PRFIN20100307_073738_000000512087_00278_41915_8212.N1	07-MAR-2010 07:37:38	Bright	50.500	5	3Alp Lyr	0.033000	11000.	101	41915	No
101	GOM_NL__2PRFIN20100307_074543_000000512087_00278_41915_8213.N1	07-MAR-2010 07:45:43	Bright	50.500	168	17Zet Aql	2.9860	11000.	101	41915	No

102	GOM_NL__2PRFIN20100307_075544_000000462087_00278_41915_8214.N1	07-MAR-2010 07:55:44	Dark	45.500	155	41Pi Sgr	2.9000	6600.0	91	41915	No
103	GOM_NL__2PRFIN20100307_075738_000000452087_00278_41915_8215.N1	07-MAR-2010 07:57:38	Dark	45.000	57	34Sig Sgr	2.0660	26000.	90	41915	No
104	GOM_NL__2PRFIN20100307_080054_000000462087_00278_41915_8216.N1	07-MAR-2010 08:00:54	Dark	45.500	38	20Eps Sgr	1.8360	11000.	91	41915	No
105	GOM_NL__2PRFIN20100307_080404_000000502087_00278_41915_8217.N1	07-MAR-2010 08:04:04	Dark	50.000	25	35Lam Sco	1.6200	28000.	100	41915	No
106	GOM_NL__2PRFIN20100307_080720_000000422087_00279_41916_8203.N1	07-MAR-2010 08:07:20	Dark	42.000	141	Bet Ara	2.8400	4600.0	84	41916	No
107	GOM_NL__2PRFIN20100307_081114_000000402087_00279_41916_8204.N1	07-MAR-2010 08:11:14	Dark	39.500	134	Bet TrA	2.8100	6600.0	79	41916	No
108	GOM_NL__2PRFIN20100307_081355_000000452087_00279_41916_8205.N1	07-MAR-2010 08:13:55	Dark	45.000	4	Alp1Cen	-0.010000	5800.0	90	41916	No
109	GOM_NL__2PRFIN20100307_081512_000000412087_00279_41916_8206.N1	07-MAR-2010 08:15:12	Dark	41.000	10	Bet Cen	0.61000	28000.	82	41916	No
110	GOM_NL__2PRFIN20100307_081708_000000442087_00279_41916_8207.N1	07-MAR-2010 08:17:08	Dark	43.500	77	Eps Cen	2.3030	28000.	87	41916	No
111	GOM_NL__2PRFIN20100307_081840_000000532087_00279_41916_8208.N1	07-MAR-2010 08:18:40	Dark	52.500	26	Gam Cru	1.6240	2900.0	105	41916	No
112	GOM_NL__2PRFIN20100307_082014_000000472087_00279_41916_8209.N1	07-MAR-2010 08:20:14	Straylight	46.500	64	Gam Cen	2.2000	10600.	93	41916	No
113	GOM_NL__2PRFIN20100307_082203_000000542087_00279_41916_8210.N1	07-MAR-2010 08:22:03	Straylight	54.000	123	lot Cen	2.7500	10200.	108	41916	No
114	GOM_NL__2PRFIN20100307_082924_000000512087_00279_41916_8211.N1	07-MAR-2010 08:29:24	Straylight	51.000	171	2Eps Crv	3.0010	4250.0	102	41916	No
115	GOM_NL__2PRFIN20100307_084103_000000422087_00279_41916_8212.N1	07-MAR-2010 08:41:03	Bright	42.000	22	32Alp Leo	1.3600	15200.	84	41916	No
116	GOM_NL__2PRFIN20100307_084330_000000412087_00279_41916_8213.N1	07-MAR-2010 08:43:30	Bright	41.000	51	41Gam1Leo	2.0100	4500.0	82	41916	No
117	GOM_NL__2PRFIN20100307_085156_000000422087_00279_41916_8214.N1	07-MAR-2010 08:51:56	Bright	41.500	174	52Psi UMa	3.0040	4400.0	83	41916	No
118	GOM_NL__2PRFIN20100307_085454_000000402087_00279_41916_8215.N1	07-MAR-2010 08:54:54	Bright	39.500	82	48Bet UMa	2.3650	10600.	79	41916	No
119	GOM_NL__2PRFIN20100307_085619_000000402087_00279_41916_8216.N1	07-MAR-2010 08:56:19	Bright	39.500	36	50Alp UMa	1.8000	6300.0	79	41916	No
120	GOM_NL__2PRFIN20100307_090332_000000422087_00279_41916_8217.N1	07-MAR-2010 09:03:32	Bright	42.000	60	7Bet UMi	2.0810	3950.0	84	41916	No
121	GOM_NL__2PRFIN20100307_090802_000000482087_00279_41916_8218.N1	07-MAR-2010 09:08:02	Bright	48.000	119	14Eta Dra	2.7270	4700.0	96	41916	No
122	GOM_NL__2PRFIN20100307_091241_000000622087_00279_41916_8219.N1	07-MAR-2010 09:12:41	Bright	61.500	130	23Bet Dra	2.7990	5800.0	123	41916	No
123	GOM_NL__2PRFIN20100307_091606_000000392087_00279_41916_8220.N1	07-MAR-2010 09:16:06	Bright	39.000	144	18Del Cyg	2.8600	11000.	78	41916	No
124	GOM_NL__2PRFIN20100307_091814_000000482087_00279_41916_8221.N1	07-MAR-2010 09:18:14	Bright	48.000	5	3Alp Lyr	0.033000	11000.	96	41916	No
125	GOM_NL__2PRFIN20100307_092619_000000472087_00279_41916_8222.N1	07-MAR-2010 09:26:19	Bright	46.500	168	17Zet Aql	2.9860	11000.	93	41916	No
126	GOM_NL__2PRFIN20100307_093621_000000452087_00279_41916_8223.N1	07-MAR-2010 09:36:21	Dark	44.500	155	41Pi Sgr	2.9000	6600.0	89	41916	No
127	GOM_NL__2PRFIN20100307_093815_000000422087_00279_41916_8224.N1	07-MAR-2010 09:38:15	Dark	42.000	57	34Sig Sgr	2.0660	26000.	84	41916	No
128	GOM_NL__2PRFIN20100307_094131_000000502087_00279_41916_8225.N1	07-MAR-2010 09:41:31	Dark	49.500	38	20Eps Sgr	1.8360	11000.	99	41916	No
129	GOM_NL__2PRFIN20100307_094431_000000452087_00279_41916_8226.N1	07-MAR-2010 09:44:31	Dark	45.000	85	Kap Sco	2.4070	28000.	90	41916	No
130	GOM_NL__2PRFIN20100307_094756_000000412087_00280_41917_8211.N1	07-MAR-2010 09:47:56	Dark	41.000	141	Bet Ara	2.8400	4600.0	82	41917	No
131	GOM_NL__2PRFIN20100307_095151_000000392087_00280_41917_8212.N1	07-MAR-2010 09:51:51	Dark	39.000	134	Bet TrA	2.8100	6600.0	78	41917	No
132	GOM_NL__2PRFIN20100307_095431_000000442087_00280_41917_8213.N1	07-MAR-2010 09:54:31	Dark	43.500	4	Alp1Cen	-0.010000	5800.0	87	41917	No
133	GOM_NL__2PRFIN20100307_095549_000000442087_00280_41917_8214.N1	07-MAR-2010 09:55:49	Dark	43.500	10	Bet Cen	0.61000	28000.	87	41917	No
134	GOM_NL__2PRFIN20100307_095744_000000512087_00280_41917_8215.N1	07-MAR-2010 09:57:44	Dark	50.500	77	Eps Cen	2.3030	28000.	101	41917	No
135	GOM_NL__2PRFIN20100307_095917_000000542087_00280_41917_8216.N1	07-MAR-2010 09:59:17	Dark	53.500	26	Gam Cru	1.6240	2900.0	107	41917	No
136	GOM_NL__2PRFIN20100307_100051_000000442087_00280_41917_8217.N1	07-MAR-2010 10:00:51	Straylight	43.500	64	Gam Cen	2.2000	10600.	87	41917	No
137	GOM_NL__2PRFIN20100307_100240_000000542087_00280_41917_8218.N1	07-MAR-2010 10:02:40	Straylight	54.000	123	lot Cen	2.7500	10200.	108	41917	No
138	GOM_NL__2PRFIN20100307_101000_000000562087_00280_41917_8219.N1	07-MAR-2010 10:10:00	Straylight	56.000	171	2Eps Crv	3.0010	4250.0	112	41917	No
139	GOM_NL__2PRFIN20100307_102139_000000432087_00280_41917_8220.N1	07-MAR-2010 10:21:39	Bright	42.500	22	32Alp Leo	1.3600	15200.	85	41917	No
140	GOM_NL__2PRFIN20100307_102405_000000422087_00280_41917_8221.N1	07-MAR-2010 10:24:05	Bright	41.500	51	41Gam1Leo	2.0100	4500.0	83	41917	No
141	GOM_NL__2PRFIN20100307_103232_000000422087_00280_41917_8222.N1	07-MAR-2010 10:32:32	Bright	41.500	174	52Psi UMa	3.0040	4400.0	83	41917	No
142	GOM_NL__2PRFIN20100307_103530_000000402087_00280_41917_8223.N1	07-MAR-2010 10:35:30	Bright	40.000	82	48Bet UMa	2.3650	10600.	80	41917	No
143	GOM_NL__2PRFIN20100307_103655_000000412087_00280_41917_8224.N1	07-MAR-2010 10:36:55	Bright	41.000	36	50Alp UMa	1.8000	6300.0	82	41917	No
144	GOM_NL__2PRFIN20100307_104407_000000412087_00280_41917_8225.N1	07-MAR-2010 10:44:07	Bright	40.500	60	7Bet UMi	2.0810	3950.0	81	41917	No
145	GOM_NL__2PRFIN20100307_104838_000000432087_00280_41917_8226.N1	07-MAR-2010 10:48:38	Bright	42.500	119	14Eta Dra	2.7270	4700.0	85	41917	No
146	GOM_NL__2PRFIN20100307_105317_000000462087_00280_41917_8227.N1	07-MAR-2010 10:53:17	Bright	45.500	130	23Bet Dra	2.7990	5800.0	91	41917	No
147	GOM_NL__2PRFIN20100307_105642_000000422087_00280_41917_8228.N1	07-MAR-2010 10:56:42	Bright	42.000	144	18Del Cyg	2.8600	11000.	84	41917	No
148	GOM_NL__2PRFIN20100307_105850_000000502087_00280_41917_8229.N1	07-MAR-2010 10:58:50	Bright	49.500	5	3Alp Lyr	0.033000	11000.	99	41917	No
149	GOM_NL__2PRFIN20100307_110655_000000462087_00280_41917_8230.N1	07-MAR-2010 11:06:55	Bright	46.000	168	17Zet Aql	2.9860	11000.	92	41917	No
150	GOM_NL__2PRFIN20100307_111657_000000432087_00280_41917_8231.N1	07-MAR-2010 11:16:57	Dark	43.000	155	41Pi Sgr	2.9000	6600.0	86	41917	No
151	GOM_NL__2PRFIN20100307_111851_000000472087_00280_41917_8232.N1	07-MAR-2010 11:18:51	Dark	47.000	57	34Sig Sgr	2.0660	26000.	94	41917	No
152	GOM_NL__2PRFIN20100307_112207_000000542087_00280_41917_8233.N1	07-MAR-2010 11:22:07	Dark	53.500	38	20Eps Sgr	1.8360	11000.	107	41917	No
153	GOM_NL__2PRFIN20100307_112508_000000512087_00280_41917_8234.N1	07-MAR-2010 11:25:08	Dark	51.000	85	Kap Sco	2.4070	28000.	102	41917	No
154	GOM_NL__2PRFIN20100307_112833_000000422087_00281_41918_8239.N1	07-MAR-2010 11:28:33	Dark	41.500	141	Bet Ara	2.8400	4600.0	83	41918	No
155	GOM_NL__2PRFIN20100307_113227_000000412087_00281_41918_8240.N1	07-MAR-2010 11:32:27	Dark	40.500	134	Bet TrA	2.8100	6600.0	81	41918	No
156	GOM_NL__2PRFIN20100307_113508_000000502087_00281_41918_8241.N1	07-MAR-2010 11:35:08	Dark	50.000	4	Alp1Cen	-0.010000	5800.0	100	41918	No
157	GOM_NL__2PRFIN20100307_113625_000000432087_00281_41918_8242.N1	07-MAR-2010 11:36:25	Dark	43.000	10	Bet Cen	0.61000	28000.	86	41918	No
158	GOM_NL__2PRFIN20100307_113821_000000422087_00281_41918_8243.N1	07-MAR-2010 11:38:21	Dark	41.500	77	Eps Cen	2.3030	28000.	83	41918	No
159	GOM_NL__2PRFIN20100307_113953_000000562087_00281_41918_8244.N1	07-MAR-2010 11:39:53	Dark	55.500	26	Gam Cru	1.6240	2900.0	111	41918	No
160	GOM_NL__2PRFIN20100307_114127_000000462087_00281_41918_8245.N1	07-MAR-2010 11:41:27	Straylight	46.000	64	Gam Cen	2.2000	10600.	92	41918	No

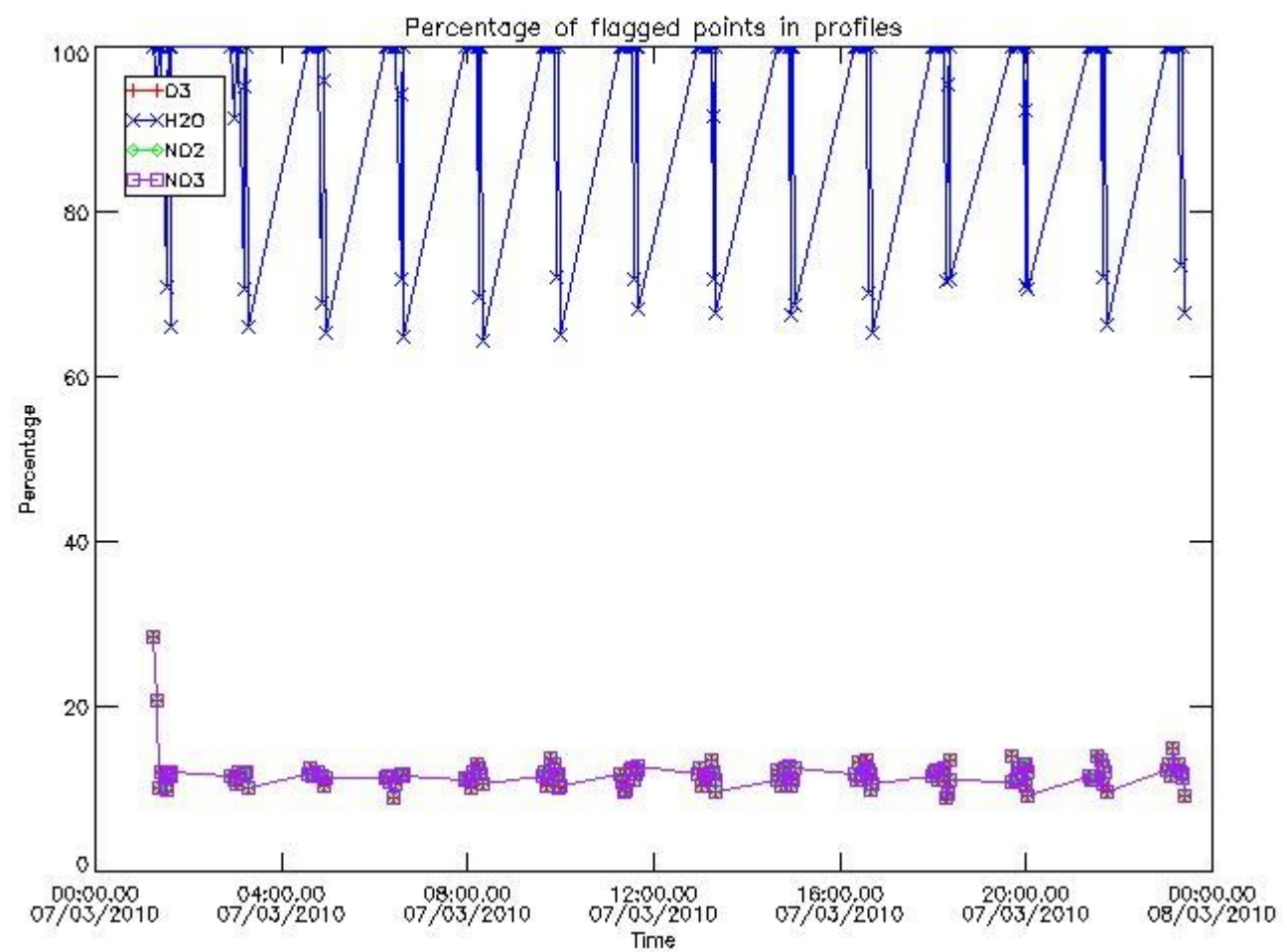
161	GOM_NL__2PRFIN20100307_114317_000000532087_00281_41918_8246.N1	07-MAR-2010 11:43:17	Straylight	53.000	123	lot Cen	2.7500	10200.	106	41918	No
162	GOM_NL__2PRFIN20100307_115036_000000592087_00281_41918_8247.N1	07-MAR-2010 11:50:36	Straylight	59.000	171	2Eps Crv	3.0010	4250.0	118	41918	No
163	GOM_NL__2PRFIN20100307_120215_000000412087_00281_41918_8248.N1	07-MAR-2010 12:02:15	Bright	40.500	22	32Alp Leo	1.3600	15200.	81	41918	No
164	GOM_NL__2PRFIN20100307_120441_000000422087_00281_41918_8249.N1	07-MAR-2010 12:04:41	Bright	41.500	51	41Gam1Leo	2.0100	4500.0	83	41918	No
165	GOM_NL__2PRFIN20100307_121307_000000452087_00281_41918_8250.N1	07-MAR-2010 12:13:07	Bright	45.000	174	52Psi UMa	3.0040	4400.0	90	41918	No
166	GOM_NL__2PRFIN20100307_121605_000000512087_00281_41918_8251.N1	07-MAR-2010 12:16:05	Bright	50.500	82	48Bet UMa	2.3650	10600.	101	41918	No
167	GOM_NL__2PRFIN20100307_121730_000000572087_00281_41918_8252.N1	07-MAR-2010 12:17:30	Bright	57.000	36	50Alp UMa	1.8000	6300.0	114	41918	No
168	GOM_NL__2PRFIN20100307_122442_000000392087_00281_41918_8253.N1	07-MAR-2010 12:24:42	Bright	38.500	60	7Bet UMi	2.0810	3950.0	77	41918	No
169	GOM_NL__2PRFIN20100307_122913_000000472087_00281_41918_8254.N1	07-MAR-2010 12:29:13	Bright	46.500	119	14Eta Dra	2.7270	4700.0	93	41918	No
170	GOM_NL__2PRFIN20100307_123352_000000502087_00281_41918_8255.N1	07-MAR-2010 12:33:52	Bright	49.500	130	23Bet Dra	2.7990	5800.0	99	41918	No
171	GOM_NL__2PRFIN20100307_123718_000000372087_00281_41918_8256.N1	07-MAR-2010 12:37:18	Bright	37.000	144	18Del Cyg	2.8600	11000.	74	41918	No
172	GOM_NL__2PRFIN20100307_123926_000000492087_00281_41918_8257.N1	07-MAR-2010 12:39:26	Bright	48.500	5	3Alp Lyr	0.033000	11000.	97	41918	No
173	GOM_NL__2PRFIN20100307_124732_000000472087_00281_41918_8258.N1	07-MAR-2010 12:47:32	Bright	46.500	168	17Zet Aql	2.9860	11000.	93	41918	No
174	GOM_NL__2PRFIN20100307_125734_000000432087_00281_41918_8259.N1	07-MAR-2010 12:57:34	Dark	43.000	155	41Pi Sgr	2.9000	6600.0	86	41918	No
175	GOM_NL__2PRFIN20100307_125928_000000452087_00281_41918_8260.N1	07-MAR-2010 12:59:28	Dark	45.000	57	34Sig Sgr	2.0660	26000.	90	41918	No
176	GOM_NL__2PRFIN20100307_130244_000000542087_00281_41918_8261.N1	07-MAR-2010 13:02:44	Dark	54.000	38	20Eps Sgr	1.8360	11000.	108	41918	No
177	GOM_NL__2PRFIN20100307_130545_000000452087_00281_41918_8262.N1	07-MAR-2010 13:05:45	Dark	45.000	85	Kap Sco	2.4070	28000.	90	41918	No
178	GOM_NL__2PRFIN20100307_130909_000000432087_00282_41919_8247.N1	07-MAR-2010 13:09:09	Dark	43.000	141	Bet Ara	2.8400	4600.0	86	41919	No
179	GOM_NL__2PRFIN20100307_131304_000000382087_00282_41919_8248.N1	07-MAR-2010 13:13:04	Dark	38.000	134	Bet TrA	2.8100	6600.0	76	41919	No
180	GOM_NL__2PRFIN20100307_131544_000000432087_00282_41919_8249.N1	07-MAR-2010 13:15:44	Dark	43.000	4	Alp1Cen	-0.010000	5800.0	86	41919	No
181	GOM_NL__2PRFIN20100307_131702_000000432087_00282_41919_8250.N1	07-MAR-2010 13:17:02	Dark	42.500	10	Bet Cen	0.61000	28000.	85	41919	No
182	GOM_NL__2PRFIN20100307_131857_000000462087_00282_41919_8251.N1	07-MAR-2010 13:18:57	Dark	46.000	77	Eps Cen	2.3030	28000.	92	41919	No
183	GOM_NL__2PRFIN20100307_132029_000000532087_00282_41919_8252.N1	07-MAR-2010 13:20:29	Dark	53.000	26	Gam Cru	1.6240	2900.0	106	41919	No
184	GOM_NL__2PRFIN20100307_132203_000000422087_00282_41919_8253.N1	07-MAR-2010 13:22:03	Straylight	42.000	64	Gam Cen	2.2000	10600.	84	41919	No
185	GOM_NL__2PRFIN20100307_132353_000000542087_00282_41919_8254.N1	07-MAR-2010 13:23:53	Straylight	54.000	123	lot Cen	2.7500	10200.	108	41919	No
186	GOM_NL__2PRFIN20100307_133113_000000562087_00282_41919_8255.N1	07-MAR-2010 13:31:13	Straylight	56.000	171	2Eps Crv	3.0010	4250.0	112	41919	No
187	GOM_NL__2PRFIN20100307_134250_000000412087_00282_41919_8256.N1	07-MAR-2010 13:42:50	Bright	41.000	22	32Alp Leo	1.3600	15200.	82	41919	No
188	GOM_NL__2PRFIN20100307_134517_000000422087_00282_41919_8257.N1	07-MAR-2010 13:45:17	Bright	41.500	51	41Gam1Leo	2.0100	4500.0	83	41919	No
189	GOM_NL__2PRFIN20100307_135342_000000442087_00282_41919_8258.N1	07-MAR-2010 13:53:42	Bright	43.500	174	52Psi UMa	3.0040	4400.0	87	41919	No
190	GOM_NL__2PRFIN20100307_135641_000000422087_00282_41919_8259.N1	07-MAR-2010 13:56:41	Bright	41.500	82	48Bet UMa	2.3650	10600.	83	41919	No
191	GOM_NL__2PRFIN20100307_135806_000000402087_00282_41919_8260.N1	07-MAR-2010 13:58:06	Bright	40.000	36	50Alp UMa	1.8000	6300.0	80	41919	No
192	GOM_NL__2PRFIN20100307_140518_000000432087_00282_41919_8261.N1	07-MAR-2010 14:05:18	Bright	43.000	60	7Bet UMi	2.0810	3950.0	86	41919	No
193	GOM_NL__2PRFIN20100307_140948_000000472087_00282_41919_8262.N1	07-MAR-2010 14:09:48	Bright	46.500	119	14Eta Dra	2.7270	4700.0	93	41919	No
194	GOM_NL__2PRFIN20100307_141428_000000502087_00282_41919_8263.N1	07-MAR-2010 14:14:28	Bright	49.500	130	23Bet Dra	2.7990	5800.0	99	41919	No
195	GOM_NL__2PRFIN20100307_141754_000000372087_00282_41919_8264.N1	07-MAR-2010 14:17:54	Bright	37.000	144	18Del Cyg	2.8600	11000.	74	41919	No
196	GOM_NL__2PRFIN20100307_142001_000000492087_00282_41919_8265.N1	07-MAR-2010 14:20:01	Bright	49.000	5	3Alp Lyr	0.033000	11000.	98	41919	No
197	GOM_NL__2PRFIN20100307_142808_000000472087_00282_41919_8266.N1	07-MAR-2010 14:28:08	Bright	46.500	168	17Zet Aql	2.9860	11000.	93	41919	No
198	GOM_NL__2PRFIN20100307_143810_000000462087_00282_41919_8267.N1	07-MAR-2010 14:38:10	Dark	46.000	155	41Pi Sgr	2.9000	6600.0	92	41919	No
199	GOM_NL__2PRFIN20100307_144004_000000422087_00282_41919_8268.N1	07-MAR-2010 14:40:04	Dark	41.500	57	34Sig Sgr	2.0660	26000.	83	41919	No
200	GOM_NL__2PRFIN20100307_144321_000000492087_00282_41919_8269.N1	07-MAR-2010 14:43:21	Dark	49.000	38	20Eps Sgr	1.8360	11000.	98	41919	No
201	GOM_NL__2PRFIN20100307_144621_000000442087_00282_41919_8270.N1	07-MAR-2010 14:46:21	Dark	43.500	85	Kap Sco	2.4070	28000.	87	41919	No
202	GOM_NL__2PRFIN20100307_144946_000000412087_00283_41920_8255.N1	07-MAR-2010 14:49:46	Dark	40.500	141	Bet Ara	2.8400	4600.0	81	41920	No
203	GOM_NL__2PRFIN20100307_145340_000000402087_00283_41920_8256.N1	07-MAR-2010 14:53:40	Dark	40.000	134	Bet TrA	2.8100	6600.0	80	41920	No
204	GOM_NL__2PRFIN20100307_145621_000000452087_00283_41920_8257.N1	07-MAR-2010 14:56:21	Dark	45.000	4	Alp1Cen	-0.010000	5800.0	90	41920	No
205	GOM_NL__2PRFIN20100307_145738_000000492087_00283_41920_8258.N1	07-MAR-2010 14:57:38	Dark	49.000	10	Bet Cen	0.61000	28000.	98	41920	No
206	GOM_NL__2PRFIN20100307_145934_000000462087_00283_41920_8259.N1	07-MAR-2010 14:59:34	Dark	45.500	77	Eps Cen	2.3030	28000.	91	41920	No
207	GOM_NL__2PRFIN20100307_150105_000000412087_00283_41920_8260.N1	07-MAR-2010 15:01:05	Dark	40.500	26	Gam Cru	1.6240	2900.0	81	41920	No
208	GOM_NL__2PRFIN20100307_150240_000000432087_00283_41920_8261.N1	07-MAR-2010 15:02:40	Straylight	42.500	64	Gam Cen	2.2000	10600.	85	41920	No
209	GOM_NL__2PRFIN20100307_150430_000000532087_00283_41920_8262.N1	07-MAR-2010 15:04:30	Straylight	52.500	123	lot Cen	2.7500	10200.	105	41920	No
210	GOM_NL__2PRFIN20100307_151149_000000562087_00283_41920_8263.N1	07-MAR-2010 15:11:49	Straylight	56.000	171	2Eps Crv	3.0010	4250.0	112	41920	No
211	GOM_NL__2PRFIN20100307_152326_000000422087_00283_41920_8264.N1	07-MAR-2010 15:23:26	Bright	42.000	22	32Alp Leo	1.3600	15200.	84	41920	No
212	GOM_NL__2PRFIN20100307_152553_000000412087_00283_41920_8265.N1	07-MAR-2010 15:25:53	Bright	41.000	51	41Gam1Leo	2.0100	4500.0	82	41920	No
213	GOM_NL__2PRFIN20100307_153418_000000442087_00283_41920_8266.N1	07-MAR-2010 15:34:18	Bright	44.000	174	52Psi UMa	3.0040	4400.0	88	41920	No
214	GOM_NL__2PRFIN20100307_153716_000000412087_00283_41920_8267.N1	07-MAR-2010 15:37:16	Bright	40.500	82	48Bet UMa	2.3650	10600.	81	41920	No
215	GOM_NL__2PRFIN20100307_153841_000000412087_00283_41920_8268.N1	07-MAR-2010 15:38:41	Bright	41.000	36	50Alp UMa	1.8000	6300.0	82	41920	No
216	GOM_NL__2PRFIN20100307_154554_000000412087_00283_41920_8269.N1	07-MAR-2010 15:45:54	Bright	40.500	60	7Bet UMi	2.0810	3950.0	81	41920	No
217	GOM_NL__2PRFIN20100307_155024_000000522087_00283_41920_8270.N1	07-MAR-2010 15:50:24	Bright	52.000	119	14Eta Dra	2.7270	4700.0	104	41920	No
218	GOM_NL__2PRFIN20100307_155504_000000512087_00283_41920_8271.N1	07-MAR-2010 15:55:04	Bright	50.500	130	23Bet Dra	2.7990	5800.0	101	41920	No
219	GOM_NL__2PRFIN20100307_155830_000000362087_00283_41920_8272.N1	07-MAR-2010 15:58:30	Bright	35.500	144	18Del Cyg	2.8600	11000.	71	41920	No

220	GOM_NL__2PRFIN20100307_160038_000000492087_00283_41920_8273.N1	07-MAR-2010 16:00:38	Bright	49.000	5	3Alp Lyr	0.033000	11000.	98	41920	No
221	GOM_NL__2PRFIN20100307_160845_000000462087_00283_41920_8274.N1	07-MAR-2010 16:08:45	Bright	45.500	168	17Zet Aql	2.9860	11000.	91	41920	No
222	GOM_NL__2PRFIN20100307_161847_000000432087_00283_41920_8275.N1	07-MAR-2010 16:18:47	Dark	43.000	155	41Pi Sgr	2.9000	6600.0	86	41920	No
223	GOM_NL__2PRFIN20100307_162041_000000462087_00283_41920_8276.N1	07-MAR-2010 16:20:41	Dark	46.000	57	34Sig Sgr	2.0660	26000.	92	41920	No
224	GOM_NL__2PRFIN20100307_162357_000000422087_00283_41920_8277.N1	07-MAR-2010 16:23:57	Dark	42.000	38	20Eps Sgr	1.8360	11000.	84	41920	No
225	GOM_NL__2PRFIN20100307_162658_000000452087_00283_41920_8278.N1	07-MAR-2010 16:26:58	Dark	44.500	85	Kap Sco	2.4070	28000.	89	41920	No
226	GOM_NL__2PRFIN20100307_163022_000000412087_00284_41921_8263.N1	07-MAR-2010 16:30:22	Dark	40.500	141	Bet Ara	2.8400	4600.0	81	41921	No
227	GOM_NL__2PRFIN20100307_163417_000000382087_00284_41921_8264.N1	07-MAR-2010 16:34:17	Dark	37.500	134	Bet TrA	2.8100	6600.0	75	41921	No
228	GOM_NL__2PRFIN20100307_163657_000000462087_00284_41921_8265.N1	07-MAR-2010 16:36:57	Dark	45.500	4	Alp1Cen	-0.010000	5800.0	91	41921	No
229	GOM_NL__2PRFIN20100307_163814_000000512087_00284_41921_8266.N1	07-MAR-2010 16:38:14	Dark	51.000	10	Bet Cen	0.61000	28000.	102	41921	No
230	GOM_NL__2PRFIN20100307_164011_000000432087_00284_41921_8267.N1	07-MAR-2010 16:40:11	Dark	43.000	77	Eps Cen	2.3030	28000.	86	41921	No
231	GOM_NL__2PRFIN20100307_164142_000000482087_00284_41921_8268.N1	07-MAR-2010 16:41:42	Dark	48.000	26	Gam Cru	1.6240	2900.0	96	41921	No
232	GOM_NL__2PRFIN20100307_164316_000000432087_00284_41921_8269.N1	07-MAR-2010 16:43:16	Straylight	43.000	64	Gam Cen	2.2000	10600.	86	41921	No
233	GOM_NL__2PRFIN20100307_164507_000000552087_00284_41921_8270.N1	07-MAR-2010 16:45:07	Straylight	55.000	123	lot Cen	2.7500	10200.	110	41921	No
234	GOM_NL__2PRFIN20100307_165225_000000592087_00284_41921_8271.N1	07-MAR-2010 16:52:25	Straylight	59.000	171	2Eps Crv	3.0010	4250.0	118	41921	No
235	GOM_NL__2PRFIN20100307_170402_000000412087_00284_41921_8272.N1	07-MAR-2010 17:04:02	Bright	40.500	22	32Alp Leo	1.3600	15200.	81	41921	No
236	GOM_NL__2PRFIN20100307_170628_000000422087_00284_41921_8273.N1	07-MAR-2010 17:06:28	Bright	42.000	51	41Gam1Leo	2.0100	4500.0	84	41921	No
237	GOM_NL__2PRFIN20100307_171453_000000472087_00284_41921_8274.N1	07-MAR-2010 17:14:53	Bright	47.000	174	52Psi UMa	3.0040	4400.0	94	41921	No
238	GOM_NL__2PRFIN20100307_171752_000000402087_00284_41921_8275.N1	07-MAR-2010 17:17:52	Bright	40.000	82	48Bet UMa	2.3650	10600.	80	41921	No
239	GOM_NL__2PRFIN20100307_171917_000000432087_00284_41921_8276.N1	07-MAR-2010 17:19:17	Bright	43.000	36	50Alp UMa	1.8000	6300.0	86	41921	No
240	GOM_NL__2PRFIN20100307_172630_000000432087_00284_41921_8277.N1	07-MAR-2010 17:26:30	Bright	42.500	60	7Bet UMi	2.0810	3950.0	85	41921	No
241	GOM_NL__2PRFIN20100307_173059_000000482087_00284_41921_8278.N1	07-MAR-2010 17:30:59	Bright	48.000	119	14Eta Dra	2.7270	4700.0	96	41921	No
242	GOM_NL__2PRFIN20100307_173539_000000472087_00284_41921_8279.N1	07-MAR-2010 17:35:39	Bright	46.500	130	23Bet Dra	2.7990	5800.0	93	41921	No
243	GOM_NL__2PRFIN20100307_173906_000000482087_00284_41921_8280.N1	07-MAR-2010 17:39:06	Bright	47.500	144	18Del Cyg	2.8600	11000.	95	41921	No
244	GOM_NL__2PRFIN20100307_174114_000000452087_00284_41921_8281.N1	07-MAR-2010 17:41:14	Bright	45.000	5	3Alp Lyr	0.033000	11000.	90	41921	No
245	GOM_NL__2PRFIN20100307_174921_000000492087_00284_41921_8282.N1	07-MAR-2010 17:49:21	Bright	49.000	168	17Zet Aql	2.9860	11000.	98	41921	No
246	GOM_NL__2PRFIN20100307_175923_000000452087_00284_41921_8283.N1	07-MAR-2010 17:59:23	Dark	44.500	155	41Pi Sgr	2.9000	6600.0	89	41921	No
247	GOM_NL__2PRFIN20100307_180118_000000422087_00284_41921_8284.N1	07-MAR-2010 18:01:18	Dark	42.000	57	34Sig Sgr	2.0660	26000.	84	41921	No
248	GOM_NL__2PRFIN20100307_180434_000000462087_00284_41921_8285.N1	07-MAR-2010 18:04:34	Dark	46.000	38	20Eps Sgr	1.8360	11000.	92	41921	No
249	GOM_NL__2PRFIN20100307_180735_000000462087_00284_41921_8286.N1	07-MAR-2010 18:07:35	Dark	46.000	85	Kap Sco	2.4070	28000.	92	41921	No
250	GOM_NL__2PRFIN20100307_181059_000000482087_00285_41922_8271.N1	07-MAR-2010 18:10:59	Dark	48.000	141	Bet Ara	2.8400	4600.0	96	41922	No
251	GOM_NL__2PRFIN20100307_181453_000000412087_00285_41922_8272.N1	07-MAR-2010 18:14:53	Dark	40.500	134	Bet TrA	2.8100	6600.0	81	41922	No
252	GOM_NL__2PRFIN20100307_181734_000000572087_00285_41922_8273.N1	07-MAR-2010 18:17:34	Dark	56.500	4	Alp1Cen	-0.010000	5800.0	113	41922	No
253	GOM_NL__2PRFIN20100307_181851_000000542087_00285_41922_8274.N1	07-MAR-2010 18:18:51	Dark	54.000	10	Bet Cen	0.61000	28000.	108	41922	No
254	GOM_NL__2PRFIN20100307_182048_000000422087_00285_41922_8275.N1	07-MAR-2010 18:20:48	Dark	41.500	77	Eps Cen	2.3030	28000.	83	41922	No
255	GOM_NL__2PRFIN20100307_182219_000000562087_00285_41922_8276.N1	07-MAR-2010 18:22:19	Dark	55.500	26	Gam Cru	1.6240	2900.0	111	41922	No
256	GOM_NL__2PRFIN20100307_182353_000000452087_00285_41922_8277.N1	07-MAR-2010 18:23:53	Straylight	44.500	64	Gam Cen	2.2000	10600.	89	41922	No
257	GOM_NL__2PRFIN20100307_182544_000000532087_00285_41922_8278.N1	07-MAR-2010 18:25:44	Straylight	53.000	123	lot Cen	2.7500	10200.	106	41922	No
258	GOM_NL__2PRFIN20100307_183302_000000562087_00285_41922_8279.N1	07-MAR-2010 18:33:02	Straylight	56.000	171	2Eps Crv	3.0010	4250.0	112	41922	No
259	GOM_NL__2PRFIN20100307_184438_000000462087_00285_41922_8280.N1	07-MAR-2010 18:44:38	Bright	45.500	22	32Alp Leo	1.3600	15200.	91	41922	No
260	GOM_NL__2PRFIN20100307_184704_000000402087_00285_41922_8281.N1	07-MAR-2010 18:47:04	Bright	40.000	51	41Gam1Leo	2.0100	4500.0	80	41922	No
261	GOM_NL__2PRFIN20100307_185529_000000432087_00285_41922_8282.N1	07-MAR-2010 18:55:29	Bright	42.500	174	52Psi UMa	3.0040	4400.0	85	41922	No
262	GOM_NL__2PRFIN20100307_185828_000000582087_00285_41922_8283.N1	07-MAR-2010 18:58:28	Bright	58.000	82	48Bet UMa	2.3650	10600.	116	41922	No
263	GOM_NL__2PRFIN20100307_185953_000000412087_00285_41922_8284.N1	07-MAR-2010 18:59:53	Bright	41.000	36	50Alp UMa	1.8000	6300.0	82	41922	No
264	GOM_NL__2PRFIN20100307_190705_000000432087_00285_41922_8285.N1	07-MAR-2010 19:07:05	Bright	42.500	60	7Bet UMi	2.0810	3950.0	85	41922	No
265	GOM_NL__2PRFIN20100307_191135_000000492087_00285_41922_8286.N1	07-MAR-2010 19:11:35	Bright	48.500	119	14Eta Dra	2.7270	4700.0	97	41922	No
266	GOM_NL__2PRFIN20100307_191615_000000512087_00285_41922_8287.N1	07-MAR-2010 19:16:15	Bright	51.000	130	23Bet Dra	2.7990	5800.0	102	41922	No
267	GOM_NL__2PRFIN20100307_191942_000000382087_00285_41922_8288.N1	07-MAR-2010 19:19:42	Bright	37.500	144	18Del Cyg	2.8600	11000.	75	41922	No
268	GOM_NL__2PRFIN20100307_192149_000000492087_00285_41922_8289.N1	07-MAR-2010 19:21:49	Bright	49.000	5	3Alp Lyr	0.033000	11000.	98	41922	No
269	GOM_NL__2PRFIN20100307_192957_000000482087_00285_41922_8290.N1	07-MAR-2010 19:29:57	Bright	48.000	168	17Zet Aql	2.9860	11000.	96	41922	No
270	GOM_NL__2PRFIN20100307_194000_000000472087_00285_41922_8291.N1	07-MAR-2010 19:40:00	Dark	46.500	155	41Pi Sgr	2.9000	6600.0	93	41922	No
271	GOM_NL__2PRFIN20100307_194154_000000442087_00285_41922_8292.N1	07-MAR-2010 19:41:54	Dark	43.500	57	34Sig Sgr	2.0660	26000.	87	41922	No
272	GOM_NL__2PRFIN20100307_194511_000000462087_00285_41922_8293.N1	07-MAR-2010 19:45:11	Dark	46.000	38	20Eps Sgr	1.8360	11000.	92	41922	No
273	GOM_NL__2PRFIN20100307_194812_000000452087_00285_41922_8294.N1	07-MAR-2010 19:48:12	Dark	45.000	85	Kap Sco	2.4070	28000.	90	41922	No
274	GOM_NL__2PRFIN20100307_195135_000000412087_00286_41923_8283.N1	07-MAR-2010 19:51:35	Dark	41.000	141	Bet Ara	2.8400	4600.0	82	41923	No
275	GOM_NL__2PRFIN20100307_195530_000000402087_00286_41923_8284.N1	07-MAR-2010 19:55:30	Dark	39.500	134	Bet TrA	2.8100	6600.0	79	41923	No
276	GOM_NL__2PRFIN20100307_195810_000000492087_00286_41923_8285.N1	07-MAR-2010 19:58:10	Dark	49.000	4	Alp1Cen	-0.010000	5800.0	98	41923	No
277	GOM_NL__2PRFIN20100307_195928_000000402087_00286_41923_8286.N1	07-MAR-2010 19:59:28	Dark	39.500	10	Bet Cen	0.61000	28000.	79	41923	No
278	GOM_NL__2PRFIN20100307_200124_000000422087_00286_41923_8287.N1	07-MAR-2010 20:01:24	Dark	42.000	77	Eps Cen	2.3030	28000.	84	41923	No

279	GOM_NL__2PRFIN20100307_200255_000000552087_00286_41923_8288.N1	07-MAR-2010 20:02:55	Dark	55.000	26	Gam Cru	1.6240	2900.0	110	41923	No
280	GOM_NL__2PRFIN20100307_200429_000000462087_00286_41923_8289.N1	07-MAR-2010 20:04:29	Straylight	45.500	64	Gam Cen	2.2000	10600.	91	41923	No
281	GOM_NL__2PRFIN20100307_200620_000000522087_00286_41923_8290.N1	07-MAR-2010 20:06:20	Straylight	52.000	123	lot Cen	2.7500	10200.	104	41923	No
282	GOM_NL__2PRFIN20100307_201337_000000562087_00286_41923_8291.N1	07-MAR-2010 20:13:37	Straylight	55.500	171	2Eps Crv	3.0010	4250.0	111	41923	No
283	GOM_NL__2PRFIN20100307_202514_000000412087_00286_41923_8292.N1	07-MAR-2010 20:25:14	Bright	41.000	22	32Alp Leo	1.3600	15200.	82	41923	No
284	GOM_NL__2PRFIN20100307_202740_000000412087_00286_41923_8293.N1	07-MAR-2010 20:27:40	Bright	40.500	51	41Gam1Leo	2.0100	4500.0	81	41923	No
285	GOM_NL__2PRFIN20100307_203604_000000622087_00286_41923_8294.N1	07-MAR-2010 20:36:04	Bright	62.000	174	52Psi UMa	3.0040	4400.0	124	41923	No
286	GOM_NL__2PRFIN20100307_203903_000000402087_00286_41923_8295.N1	07-MAR-2010 20:39:03	Bright	40.000	82	48Bet UMa	2.3650	10600.	80	41923	No
287	GOM_NL__2PRFIN20100307_204028_000000572087_00286_41923_8296.N1	07-MAR-2010 20:40:28	Bright	57.000	36	50Alp UMa	1.8000	6300.0	114	41923	No
288	GOM_NL__2PRFIN20100307_204741_000000382087_00286_41923_8297.N1	07-MAR-2010 20:47:41	Bright	37.500	60	7Bet UMi	2.0810	3950.0	75	41923	No
289	GOM_NL__2PRFIN20100307_205210_000000492087_00286_41923_8298.N1	07-MAR-2010 20:52:10	Bright	49.000	119	14Eta Dra	2.7270	4700.0	98	41923	No
290	GOM_NL__2PRFIN20100307_205651_000000512087_00286_41923_8299.N1	07-MAR-2010 20:56:51	Bright	51.000	130	23Bet Dra	2.7990	5800.0	102	41923	No
291	GOM_NL__2PRFIN20100307_210018_000000382087_00286_41923_8300.N1	07-MAR-2010 21:00:18	Bright	37.500	144	18Del Cyg	2.8600	11000.	75	41923	No
292	GOM_NL__2PRFIN20100307_210225_000000502087_00286_41923_8301.N1	07-MAR-2010 21:02:25	Bright	49.500	5	3Alp Lyr	0.033000	11000.	99	41923	No
293	GOM_NL__2PRFIN20100307_211034_000000462087_00286_41923_8302.N1	07-MAR-2010 21:10:34	Bright	45.500	168	17Zet Aql	2.9860	11000.	91	41923	No
294	GOM_NL__2PRFIN20100307_212036_000000442087_00286_41923_8303.N1	07-MAR-2010 21:20:36	Dark	44.000	155	41Pi Sgr	2.9000	6600.0	88	41923	No
295	GOM_NL__2PRFIN20100307_212231_000000462087_00286_41923_8304.N1	07-MAR-2010 21:22:31	Dark	45.500	57	34Sig Sgr	2.0660	26000.	91	41923	No
296	GOM_NL__2PRFIN20100307_212547_000000462087_00286_41923_8305.N1	07-MAR-2010 21:25:47	Dark	45.500	38	20Eps Sgr	1.8360	11000.	91	41923	No
297	GOM_NL__2PRFIN20100307_212849_000000462087_00286_41923_8306.N1	07-MAR-2010 21:28:49	Dark	46.000	85	Kap Sco	2.4070	28000.	92	41923	No
298	GOM_NL__2PRFIN20100307_213212_000000402087_00287_41924_8291.N1	07-MAR-2010 21:32:12	Dark	40.000	141	Bet Ara	2.8400	4600.0	80	41924	No
299	GOM_NL__2PRFIN20100307_213606_000000382087_00287_41924_8292.N1	07-MAR-2010 21:36:06	Dark	37.500	134	Bet TrA	2.8100	6600.0	75	41924	No
300	GOM_NL__2PRFIN20100307_213847_000000442087_00287_41924_8293.N1	07-MAR-2010 21:38:47	Dark	43.500	4	Alp1Cen	-0.010000	5800.0	87	41924	No
301	GOM_NL__2PRFIN20100307_214004_000000482087_00287_41924_8294.N1	07-MAR-2010 21:40:04	Dark	48.000	10	Bet Cen	0.61000	28000.	96	41924	No
302	GOM_NL__2PRFIN20100307_214200_000000432087_00287_41924_8295.N1	07-MAR-2010 21:42:00	Dark	42.500	77	Eps Cen	2.3030	28000.	85	41924	No
303	GOM_NL__2PRFIN20100307_214331_000000532087_00287_41924_8296.N1	07-MAR-2010 21:43:31	Dark	52.500	26	Gam Cru	1.6240	2900.0	105	41924	No
304	GOM_NL__2PRFIN20100307_214506_000000452087_00287_41924_8297.N1	07-MAR-2010 21:45:06	Straylight	45.000	64	Gam Cen	2.2000	10600.	90	41924	No
305	GOM_NL__2PRFIN20100307_214657_000000552087_00287_41924_8298.N1	07-MAR-2010 21:46:57	Straylight	55.000	123	lot Cen	2.7500	10200.	110	41924	No
306	GOM_NL__2PRFIN20100307_215413_000000562087_00287_41924_8299.N1	07-MAR-2010 21:54:13	Straylight	55.500	171	2Eps Crv	3.0010	4250.0	111	41924	No
307	GOM_NL__2PRFIN20100307_220550_000000412087_00287_41924_8300.N1	07-MAR-2010 22:05:50	Bright	41.000	22	32Alp Leo	1.3600	15200.	82	41924	No
308	GOM_NL__2PRFIN20100307_220816_000000422087_00287_41924_8301.N1	07-MAR-2010 22:08:16	Bright	41.500	51	41Gam1Leo	2.0100	4500.0	83	41924	No
309	GOM_NL__2PRFIN20100307_221640_000000412087_00287_41924_8302.N1	07-MAR-2010 22:16:40	Bright	41.000	174	52Psi UMa	3.0040	4400.0	82	41924	No
310	GOM_NL__2PRFIN20100307_221939_000000402087_00287_41924_8303.N1	07-MAR-2010 22:19:39	Bright	40.000	82	48Bet UMa	2.3650	10600.	80	41924	No
311	GOM_NL__2PRFIN20100307_222104_000000412087_00287_41924_8304.N1	07-MAR-2010 22:21:04	Bright	40.500	36	50Alp UMa	1.8000	6300.0	81	41924	No
312	GOM_NL__2PRFIN20100307_222816_000000412087_00287_41924_8305.N1	07-MAR-2010 22:28:16	Bright	41.000	60	7Bet UMi	2.0810	3950.0	82	41924	No
313	GOM_NL__2PRFIN20100307_223245_000000482087_00287_41924_8306.N1	07-MAR-2010 22:32:45	Bright	48.000	119	14Eta Dra	2.7270	4700.0	96	41924	No
314	GOM_NL__2PRFIN20100307_223726_000000572087_00287_41924_8307.N1	07-MAR-2010 22:37:26	Bright	56.500	130	23Bet Dra	2.7990	5800.0	113	41924	No
315	GOM_NL__2PRFIN20100307_224054_000000362087_00287_41924_8308.N1	07-MAR-2010 22:40:54	Bright	36.000	144	18Del Cyg	2.8600	11000.	72	41924	No
316	GOM_NL__2PRFIN20100307_224211_000000352087_00287_41924_8309.N1	07-MAR-2010 22:42:11	Bright	35.000	66	37Gam Cyg	2.2080	5900.0	70	41924	No
317	GOM_NL__2PRFIN20100307_225110_000000472087_00287_41924_8310.N1	07-MAR-2010 22:51:10	Bright	46.500	168	17Zet Aql	2.9860	11000.	93	41924	No
318	GOM_NL__2PRFIN20100307_230113_000000422087_00287_41924_8311.N1	07-MAR-2010 23:01:13	Dark	41.500	155	41Pi Sgr	2.9000	6600.0	83	41924	No
319	GOM_NL__2PRFIN20100307_230307_000000432087_00287_41924_8312.N1	07-MAR-2010 23:03:07	Dark	43.000	57	34Sig Sgr	2.0660	26000.	86	41924	No
320	GOM_NL__2PRFIN20100307_230624_000000442087_00287_41924_8313.N1	07-MAR-2010 23:06:24	Dark	44.000	38	20Eps Sgr	1.8360	11000.	88	41924	No
321	GOM_NL__2PRFIN20100307_230925_000000442087_00287_41924_8314.N1	07-MAR-2010 23:09:25	Dark	44.000	85	Kap Sco	2.4070	28000.	88	41924	No
322	GOM_NL__2PRFIN20100307_231248_000000502087_00288_41925_8299.N1	07-MAR-2010 23:12:48	Dark	49.500	141	Bet Ara	2.8400	4600.0	99	41925	No
323	GOM_NL__2PRFIN20100307_231643_000000402087_00288_41925_8300.N1	07-MAR-2010 23:16:43	Dark	39.500	134	Bet TrA	2.8100	6600.0	79	41925	No
324	GOM_NL__2PRFIN20100307_231924_000000422087_00288_41925_8301.N1	07-MAR-2010 23:19:24	Dark	42.000	4	Alp1Cen	-0.010000	5800.0	84	41925	No
325	GOM_NL__2PRFIN20100307_232041_000000452087_00288_41925_8302.N1	07-MAR-2010 23:20:41	Dark	45.000	10	Bet Cen	0.61000	28000.	90	41925	No
326	GOM_NL__2PRFIN20100307_232237_000000432087_00288_41925_8303.N1	07-MAR-2010 23:22:37	Dark	43.000	77	Eps Cen	2.3030	28000.	86	41925	No
327	GOM_NL__2PRFIN20100307_232408_000000562087_00288_41925_8304.N1	07-MAR-2010 23:24:08	Dark	56.000	26	Gam Cru	1.6240	2900.0	112	41925	No
328	GOM_NL__2PRFIN20100307_232542_000000452087_00288_41925_8305.N1	07-MAR-2010 23:25:42	Straylight	45.000	64	Gam Cen	2.2000	10600.	90	41925	No
329	GOM_NL__2PRFIN20100307_232733_000000542087_00288_41925_8306.N1	07-MAR-2010 23:27:33	Straylight	54.000	123	lot Cen	2.7500	10200.	108	41925	No
330	GOM_NL__2PRFIN20100307_233450_000000552087_00288_41925_8307.N1	07-MAR-2010 23:34:50	Straylight	54.500	171	2Eps Crv	3.0010	4250.0	109	41925	No
331	GOM_NL__2PRFIN20100307_234625_000000402087_00288_41925_8308.N1	07-MAR-2010 23:46:25	Bright	40.000	22	32Alp Leo	1.3600	15200.	80	41925	No
332	GOM_NL__2PRFIN20100307_234852_000000422087_00288_41925_8309.N1	07-MAR-2010 23:48:52	Bright	41.500	51	41Gam1Leo	2.0100	4500.0	83	41925	No
333	GOM_NL__2PRFIN20100307_235715_000000422087_00288_41925_8310.N1	07-MAR-2010 23:57:15	Bright	41.500	174	52Psi UMa	3.0040	4400.0	83	41925	No

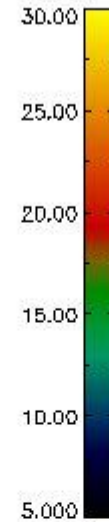
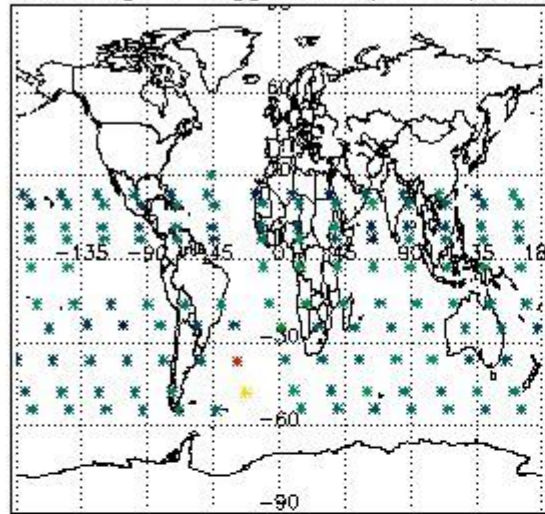
In this section it is plotted some information contained in the Quality Summary data set of the level 2 products. Only products in dark limb conditions and without errors (error flag in the MPH set to "0") are used.

3.1 Plot quality information per product (time dependant)

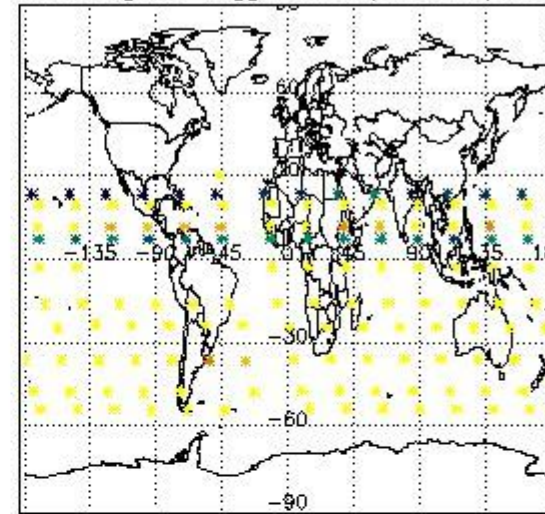


3.2 Plot quality information per product (world map)


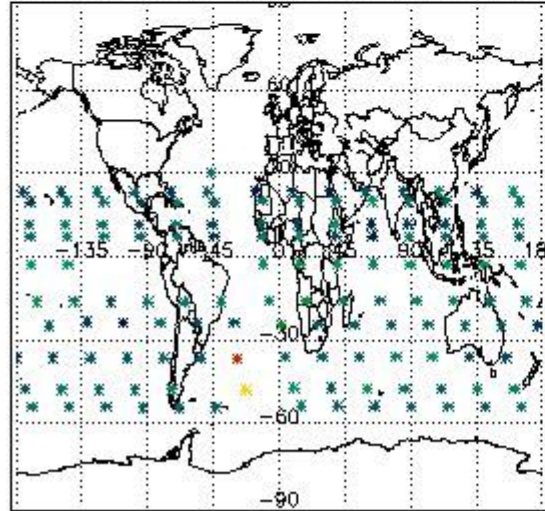
Percentage of flagged data per O3 profile



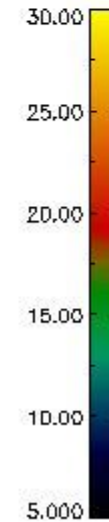
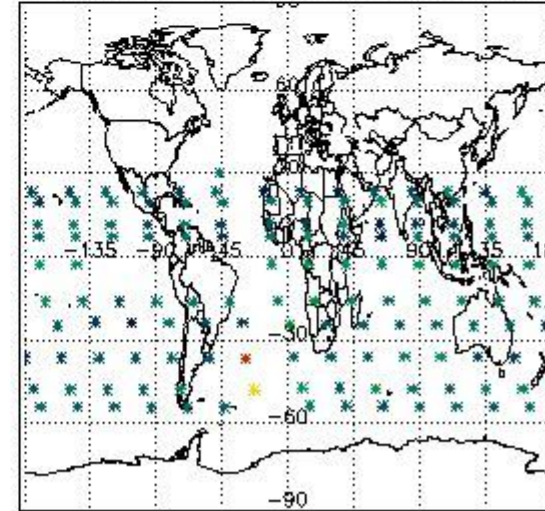
Percentage of flagged data per H2O profile



Percentage of flagged data per NO2 profile



Percentage of flagged data per NO3 profile

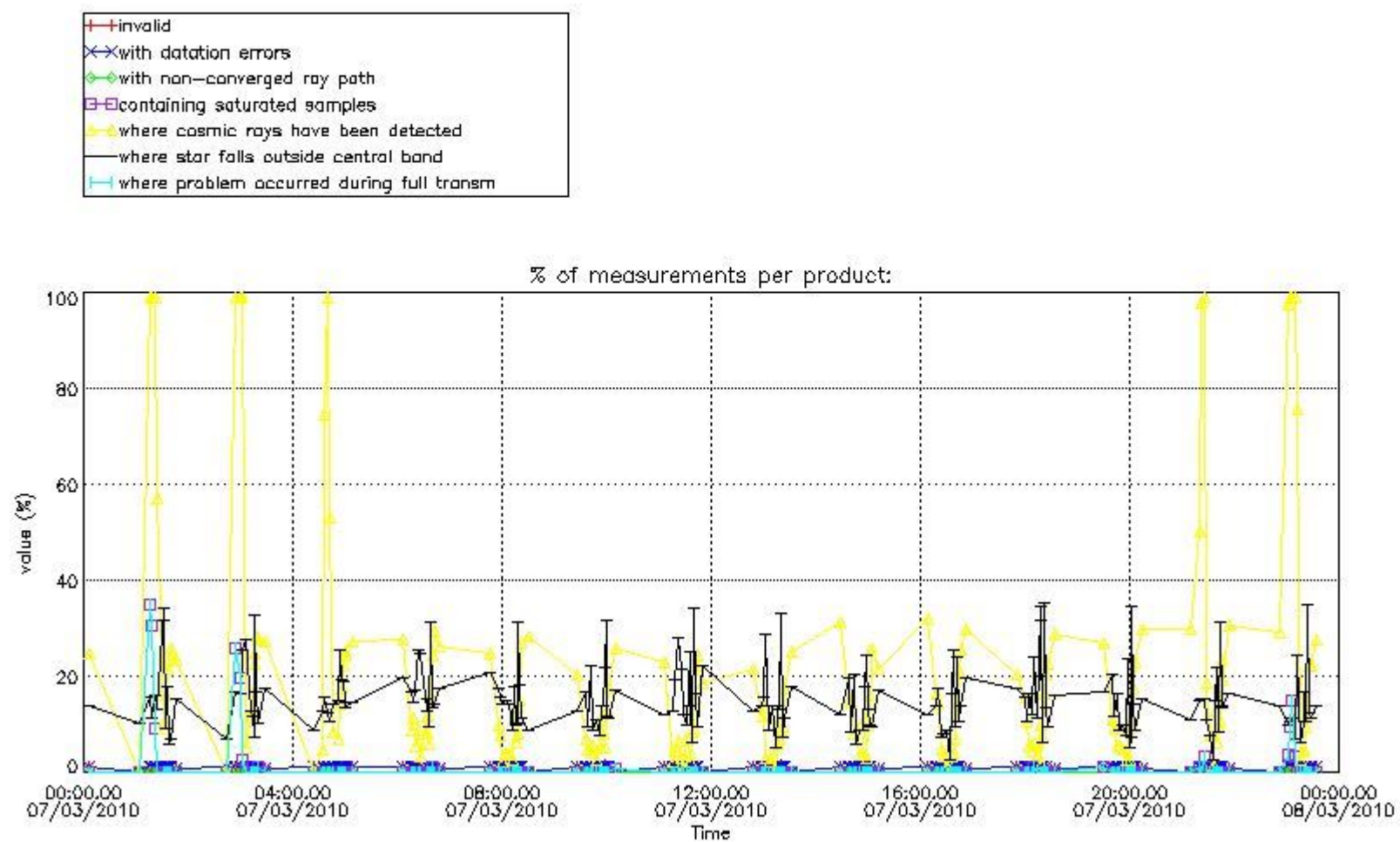


4. Level 1 quality information per product

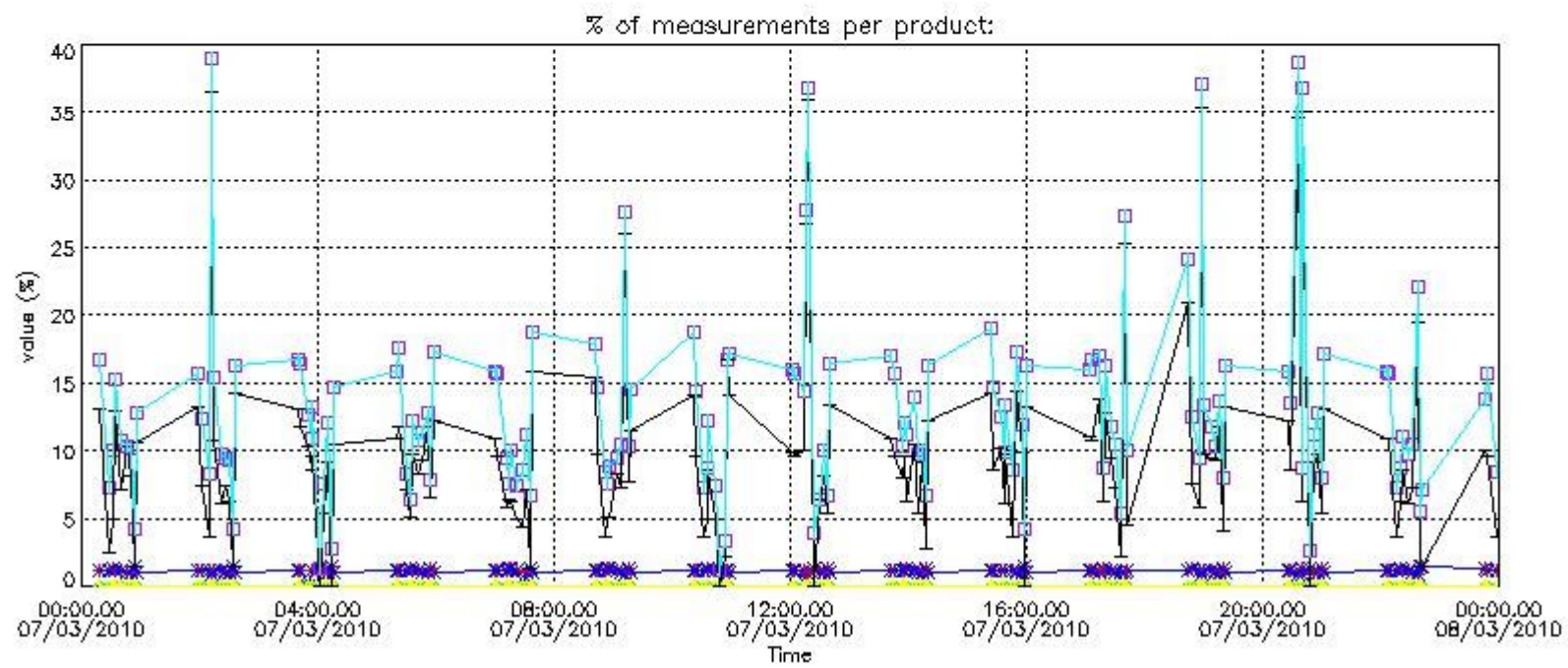
In this section it is plotted some information contained in the Quality Summary data set of the level 2 products that comes from the level 1b processing. Products without errors (error flag in the MPH set to "0") are used.

4.1 Plot quality information per product (time dependant) coming from level 1b processing

4.1.1 Plot level 1 quality information per product (time dependant): ENVISAT ASCENDING passes



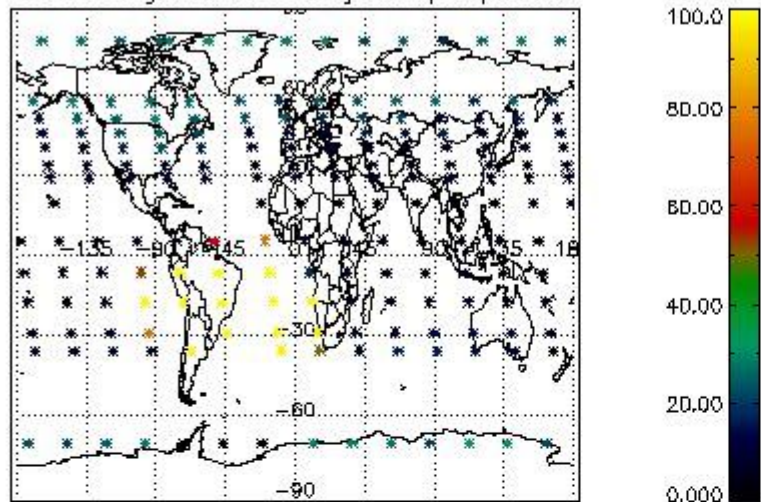
4.1.2 Plot level 1 quality information per product (time dependant): ENVI SAT DESCENDING passes



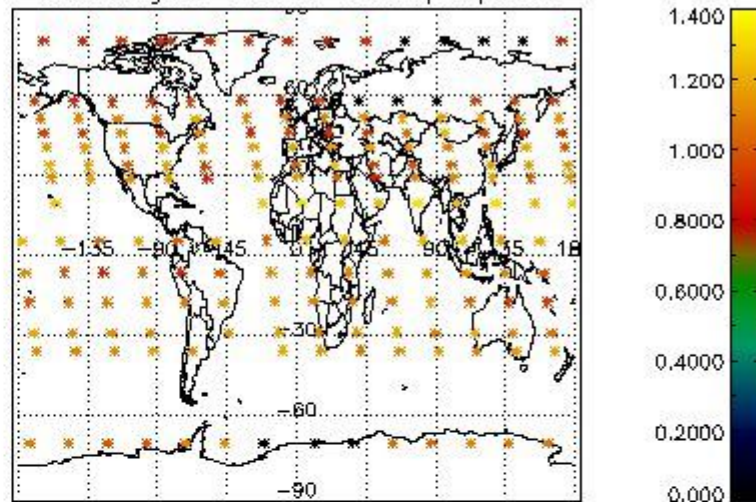
4.2 Plot quality information per product coming from level 1b processing (world map)

4.2.1 Plot level 1 quality information per product (world map): ENVISAT ASCENDING passes

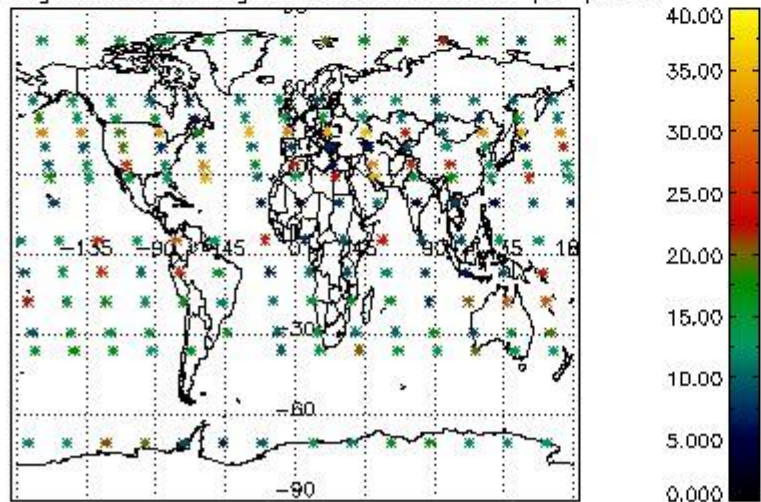
Percentage of cosmic ray hits per profile



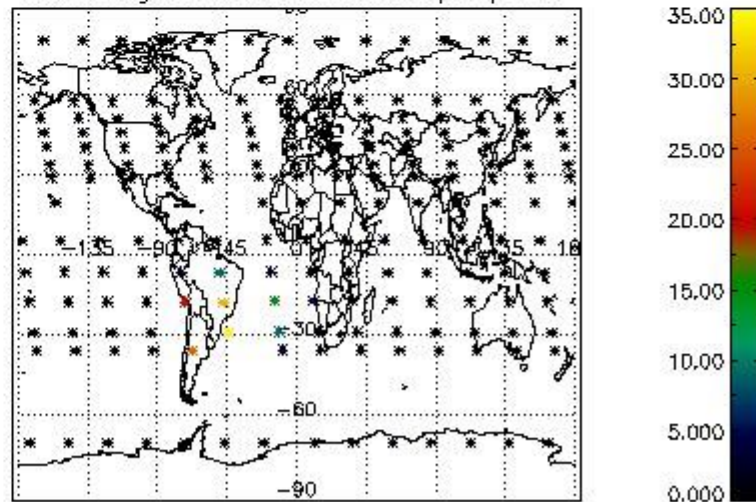
Percentage of datation errors per profile



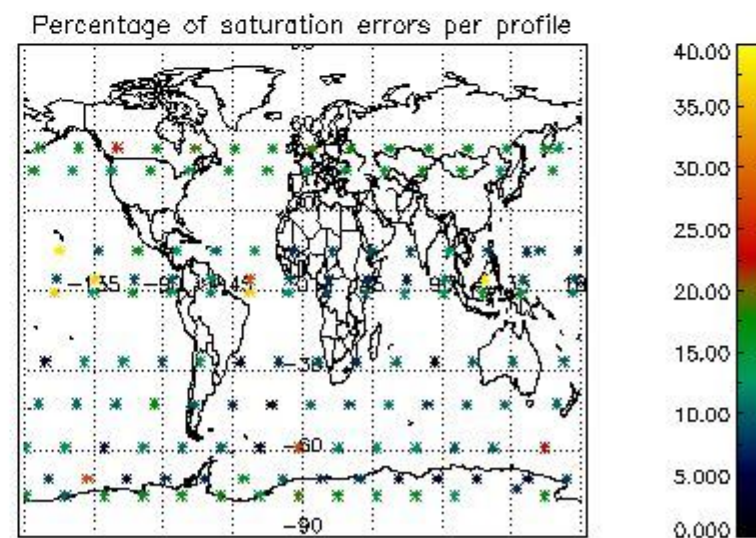
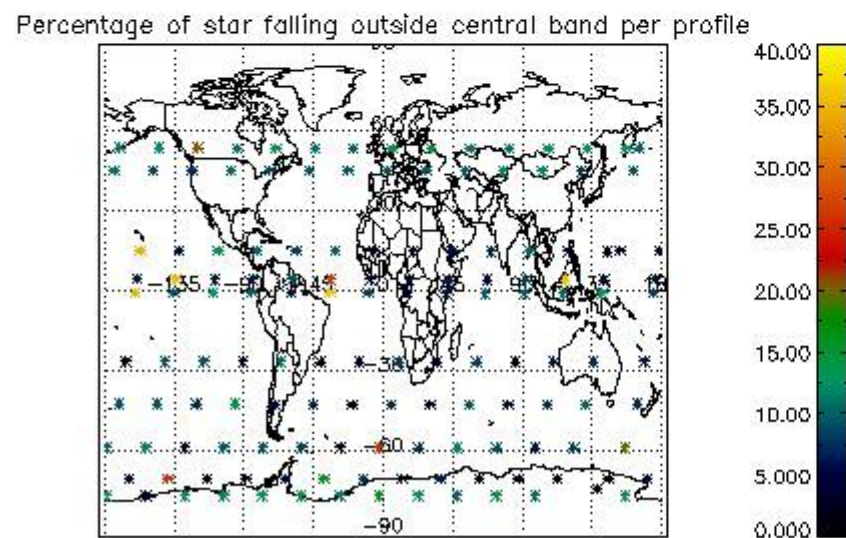
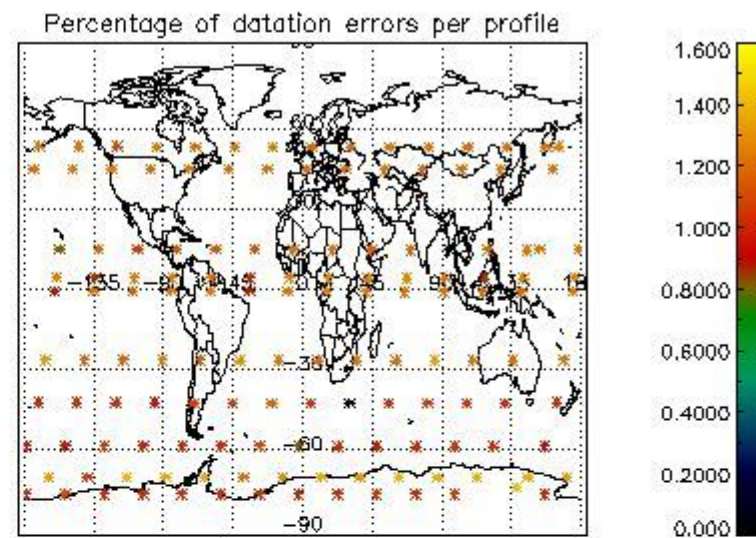
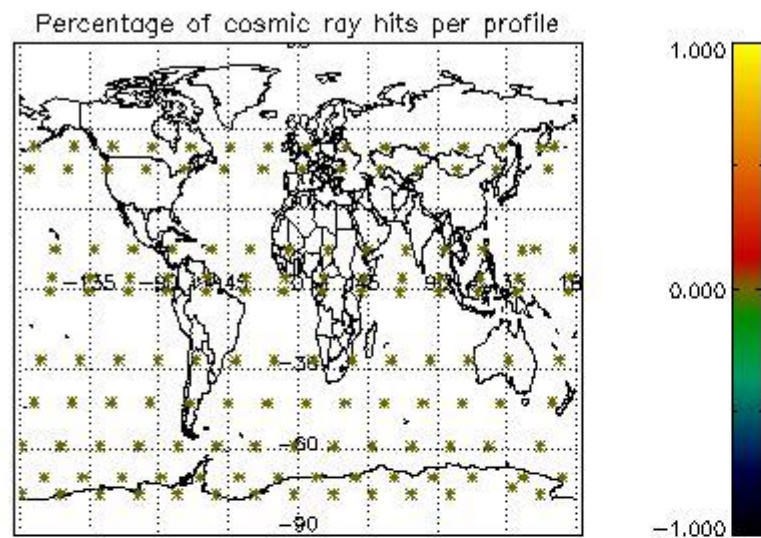
Percentage of star falling outside central band per profile



Percentage of saturation errors per profile



4.2.2 Plot level 1 quality information per product (world map): ENVISAT DESCENDING passes



5. Trace gas profiles

5.1 Ozone statistics based on quality of products

The final quality of the products can be "measured" using the STD (Standard Deviation) attached to every point profile. This information is written to the parameter GOM_NL__2P/NL_LOCAL_SPECIES_DENSITY/o3_std of the level 2 products. The table below shows the statistics for given STD ranges.

The statistics are given with respect to the overall valid production:

- Products without fatal errors: GOM_NL__2P/MPH/PRODUCT_ERR=0
- Valid point profile: GOM_NL__2P/NL_LOCAL_SPECIES_DENSITY/pcd(0)=0

The 'Criteria' is applied to valid points of dark limb products:

- Products in dark limb illumination condition: GOM_NL__2P/NL_SUMMARY_QUALITY/obs_ill_cond=0
- Products without fatal errors: GOM_NL__2P/MPH/PRODUCT_ERR=0
- Valid point profile: GOM_NL__2P/NL_LOCAL_SPECIES_DENSITY/pcd(0)=0

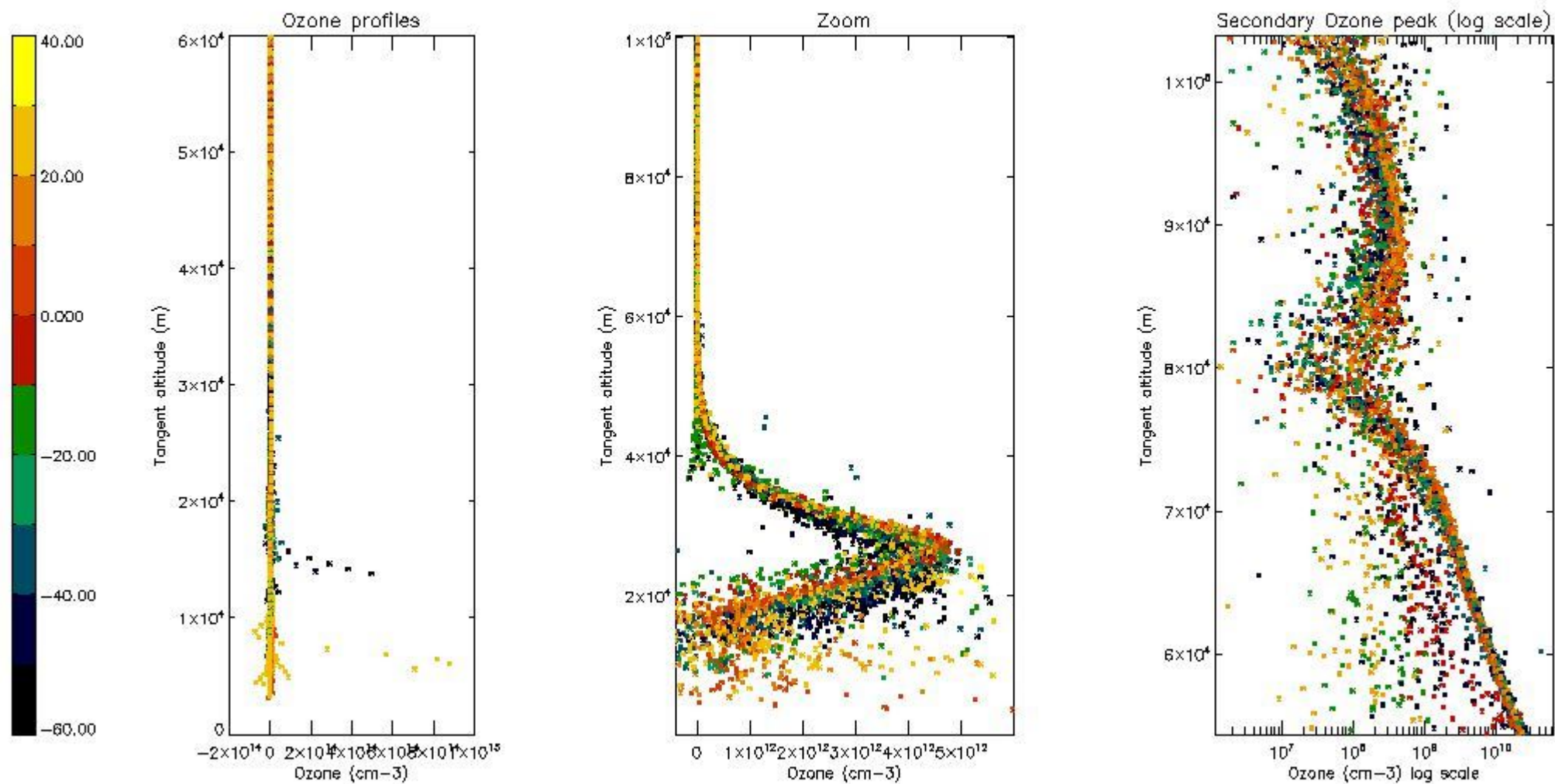
So, the table below shows the percentage of dark limb and valid observations for each criteria with respect to the overall valid daily observations.

Criteria	% of total production
All STD	41
STD < 20	20

STD < 10	15
STD < 5	11

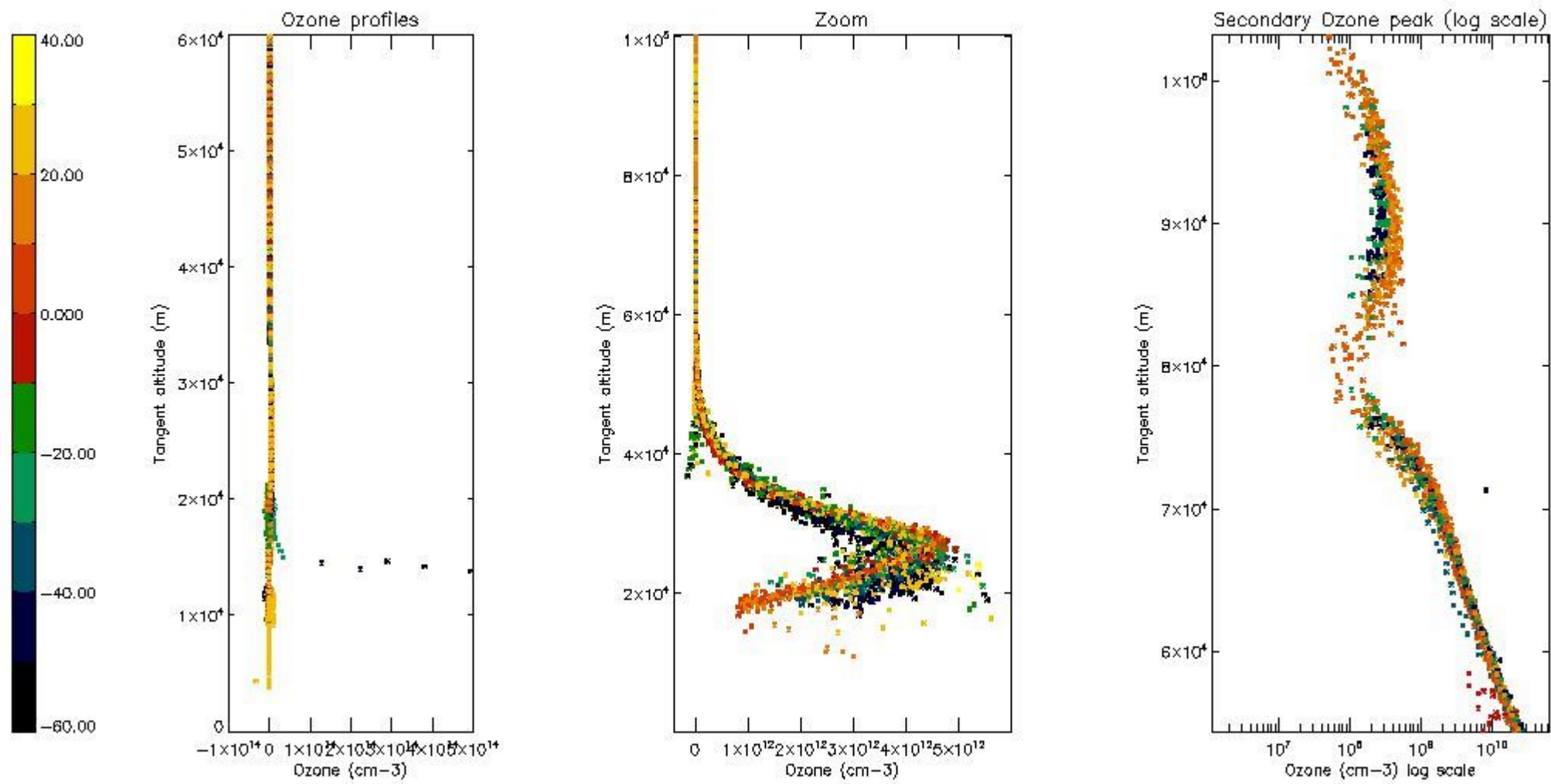
5.2 Plot ozone profiles for all STD (dark without errors)

The colorbar represents the latitude.



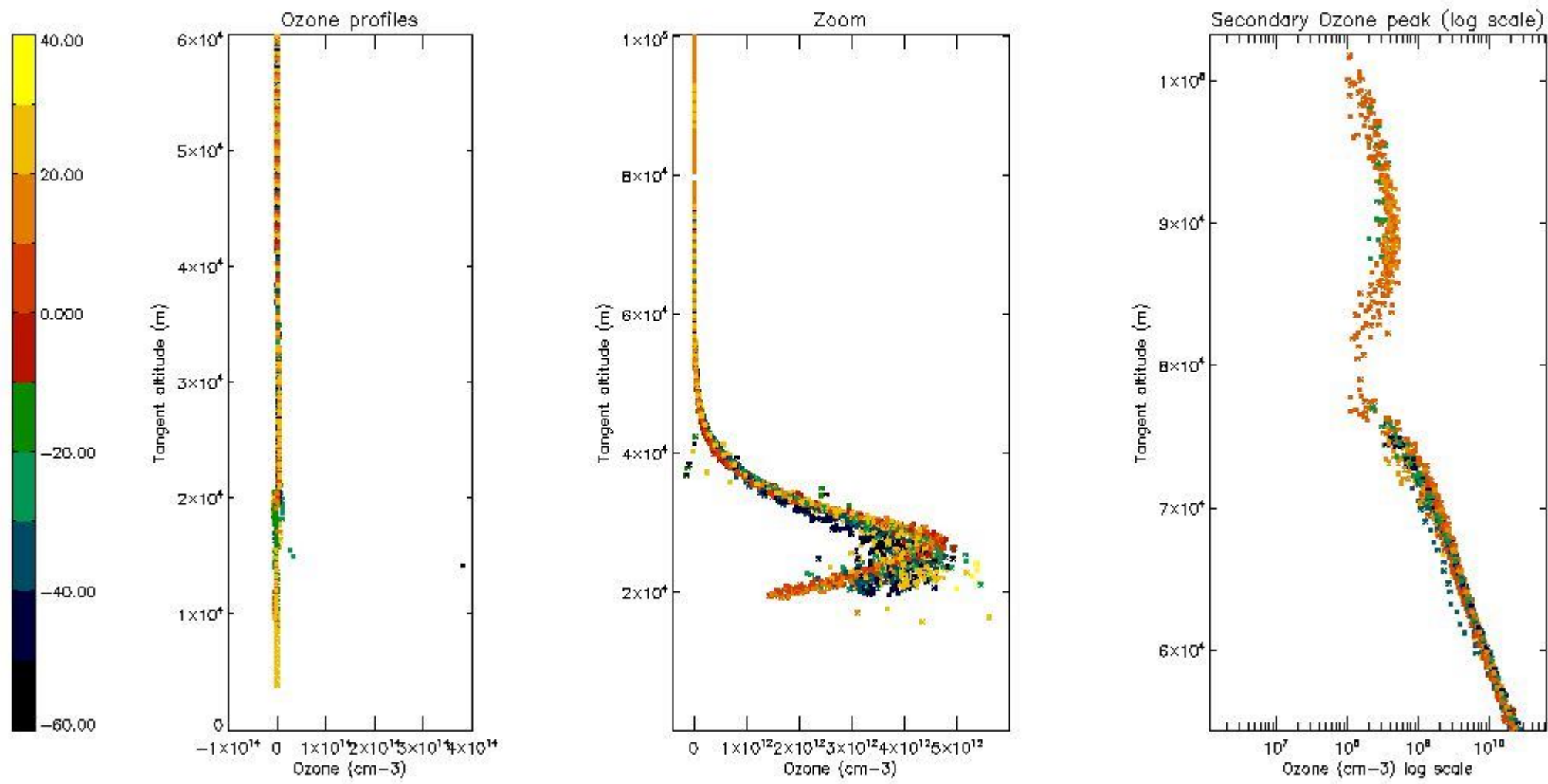
5.3 Plot ozone profiles where STD < 20% (dark without errors)

The colorbar represents the latitude.



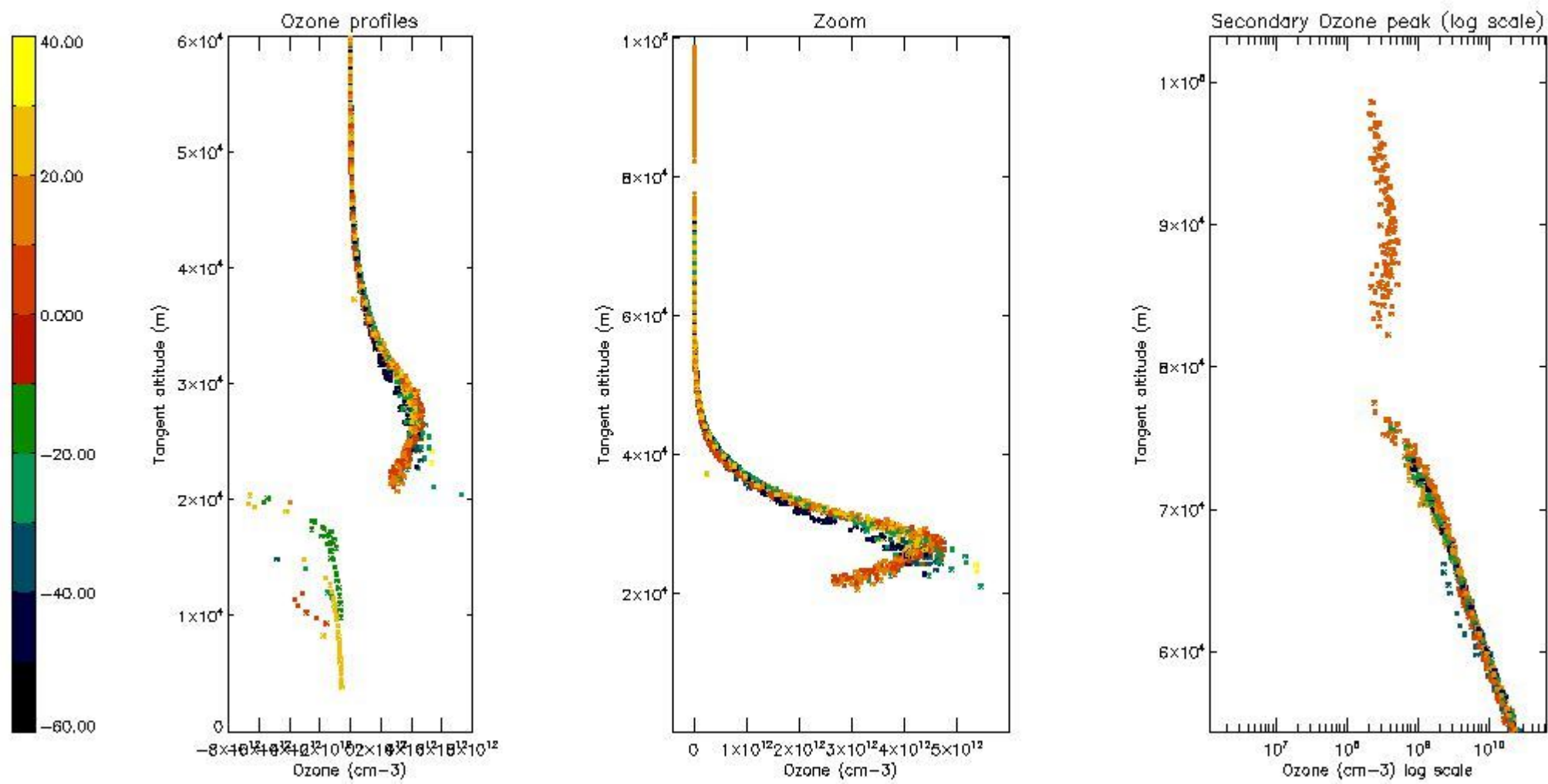
5.4 Plot ozone profiles where $STD < 10\%$ (dark without errors)

The colorbar represents the latitude.



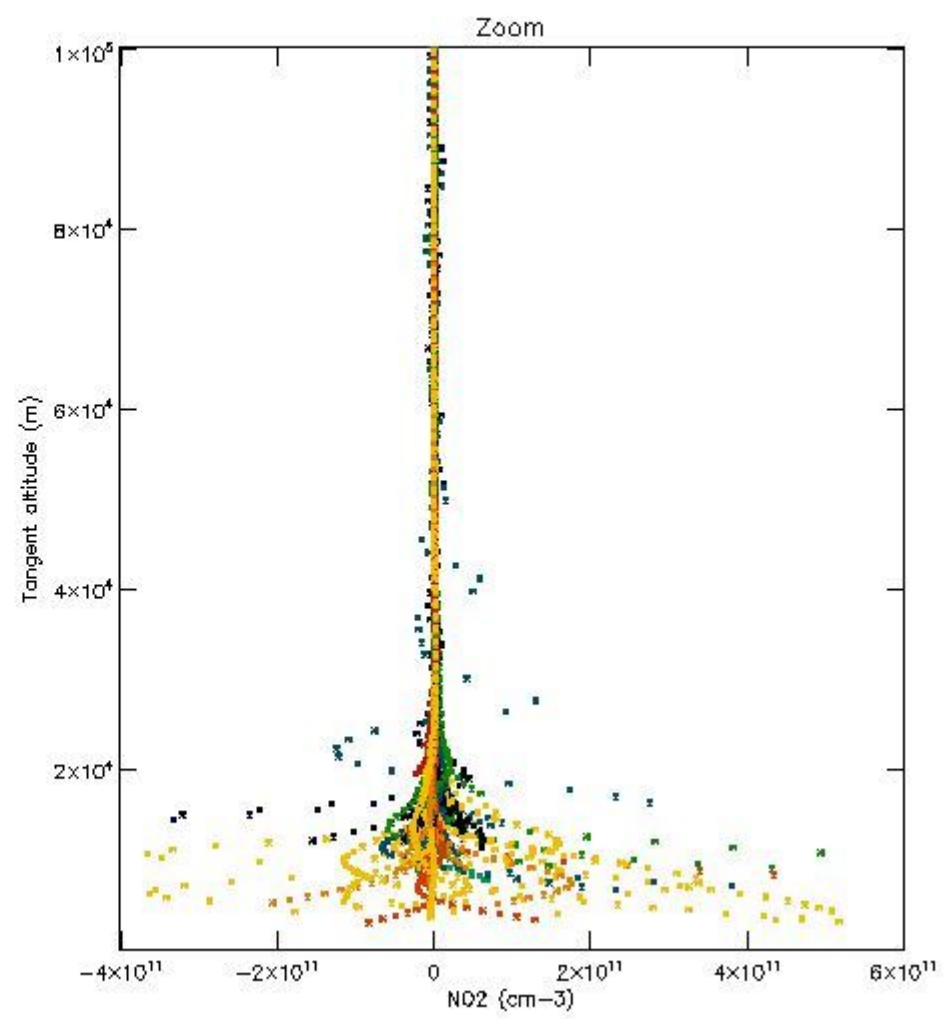
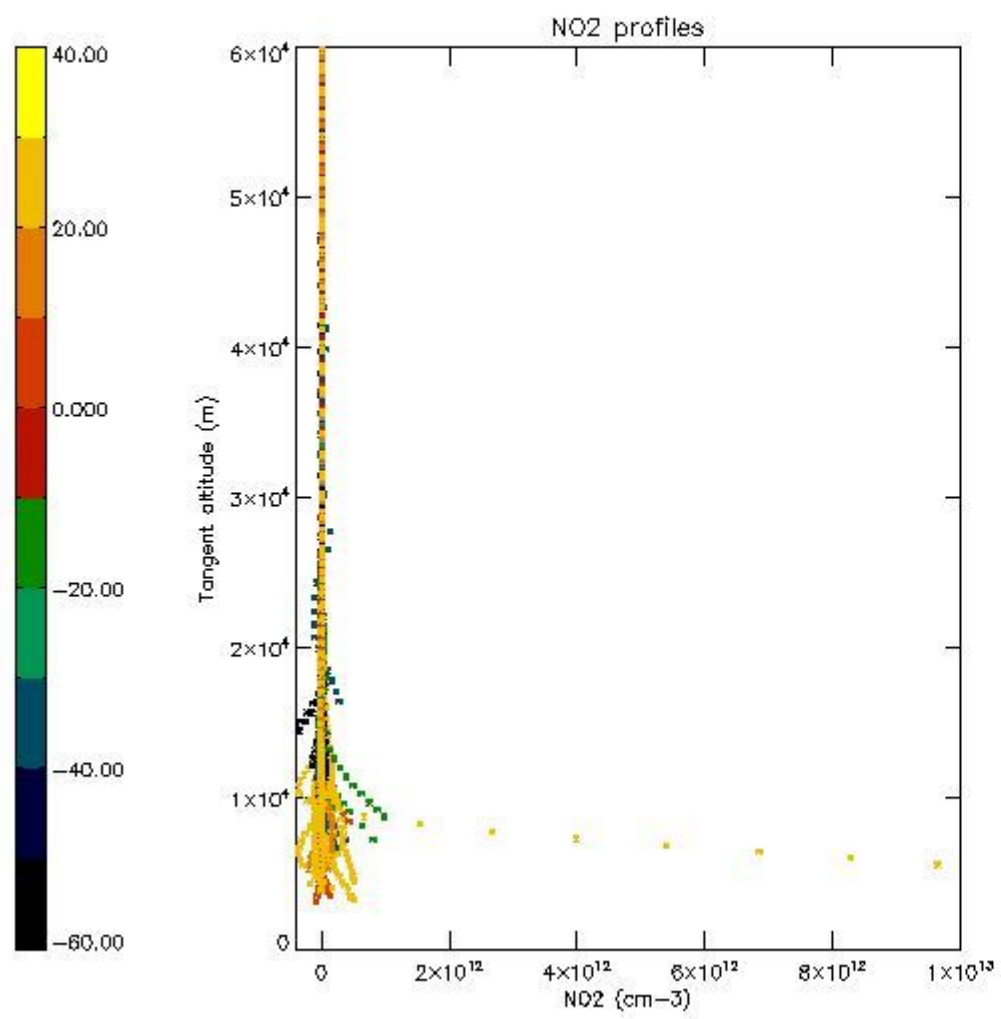
5.5 Plot ozone profiles where $STD < 5\%$ (dark without errors)

The colorbar represents the latitude.



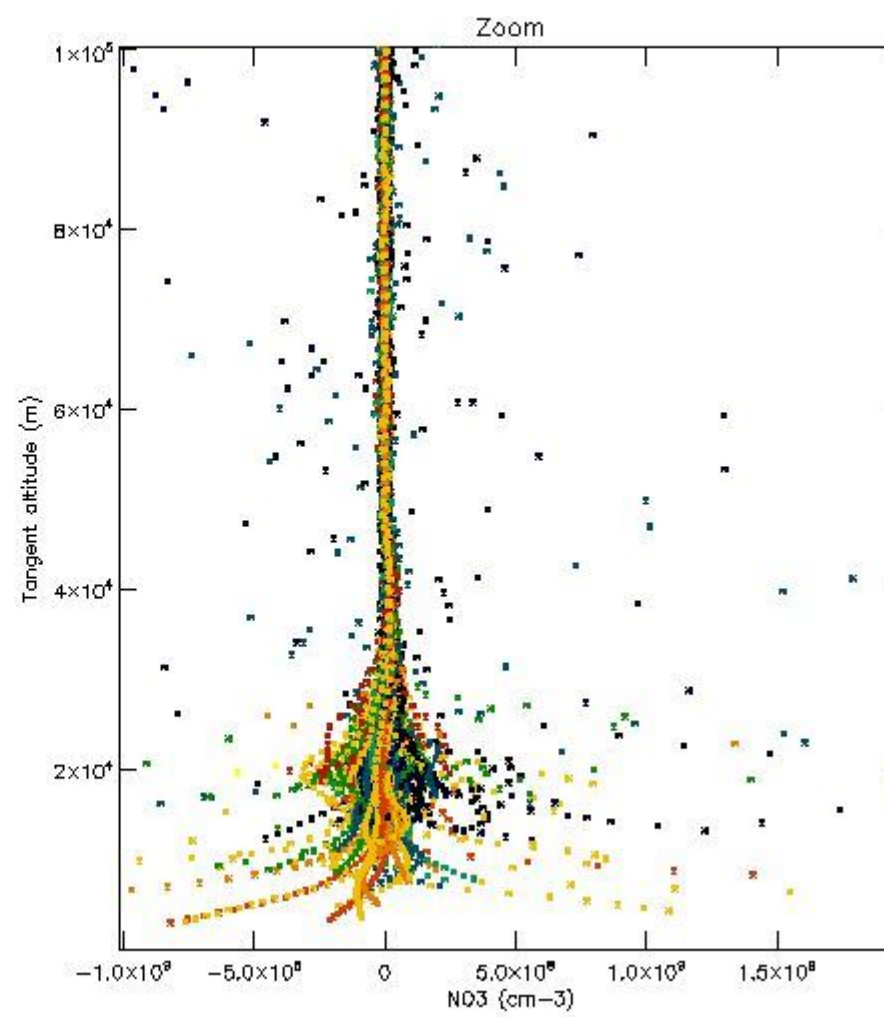
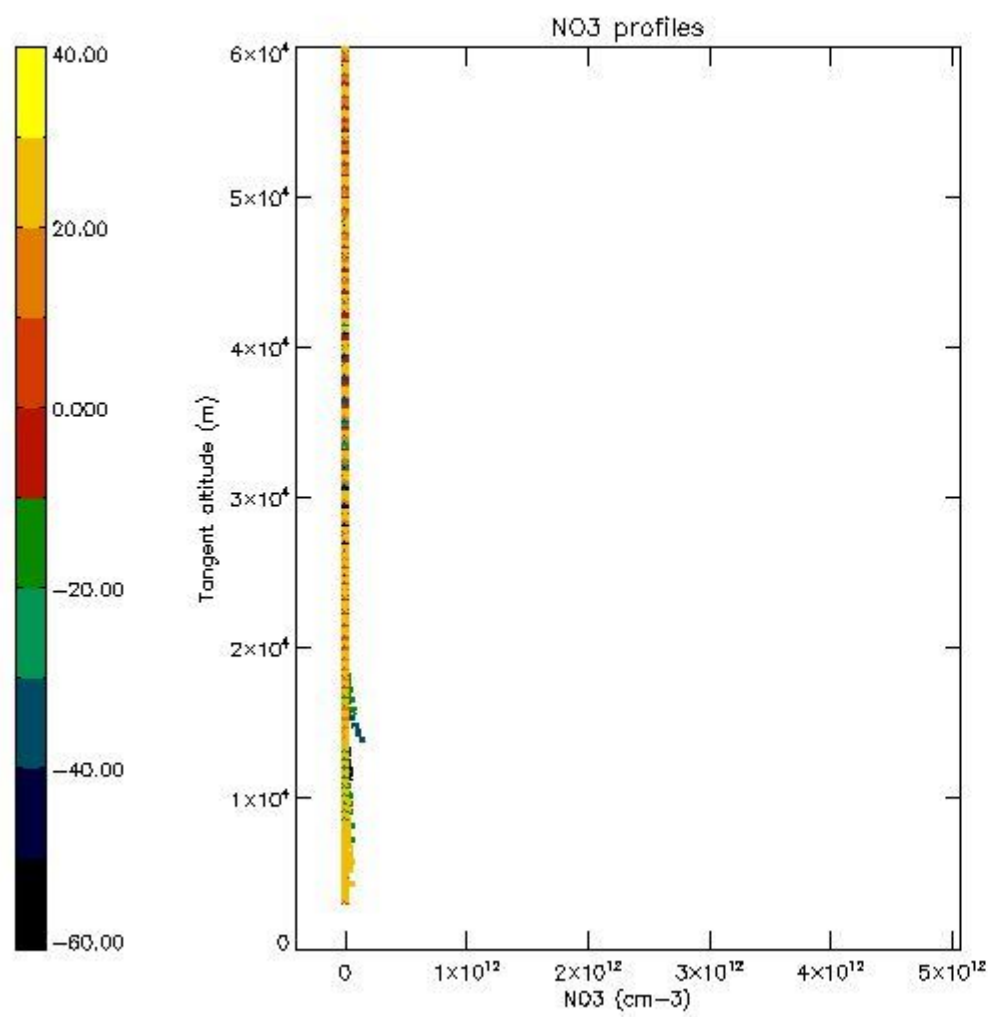
5.6 Plot NO₂ profiles for all STD (dark without errors)

The colorbar represents the latitude.



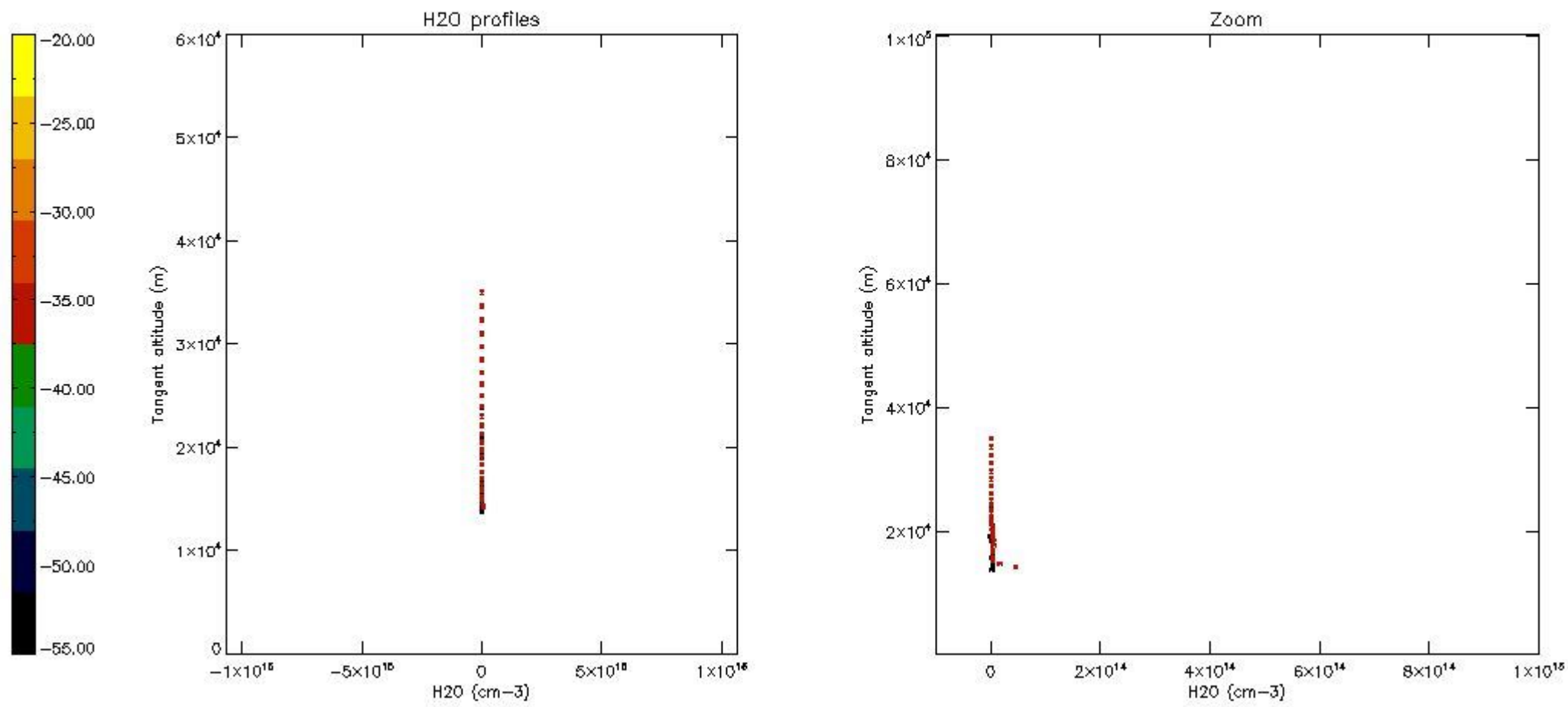
5.7 Plot NO3 profiles for all STD (dark without errors)

The colorbar represents the latitude.



5.8 Plot H2O profiles for all STD (only for occultations of stars 1,2,3,4,13,14,16,26,63 dark without errors)

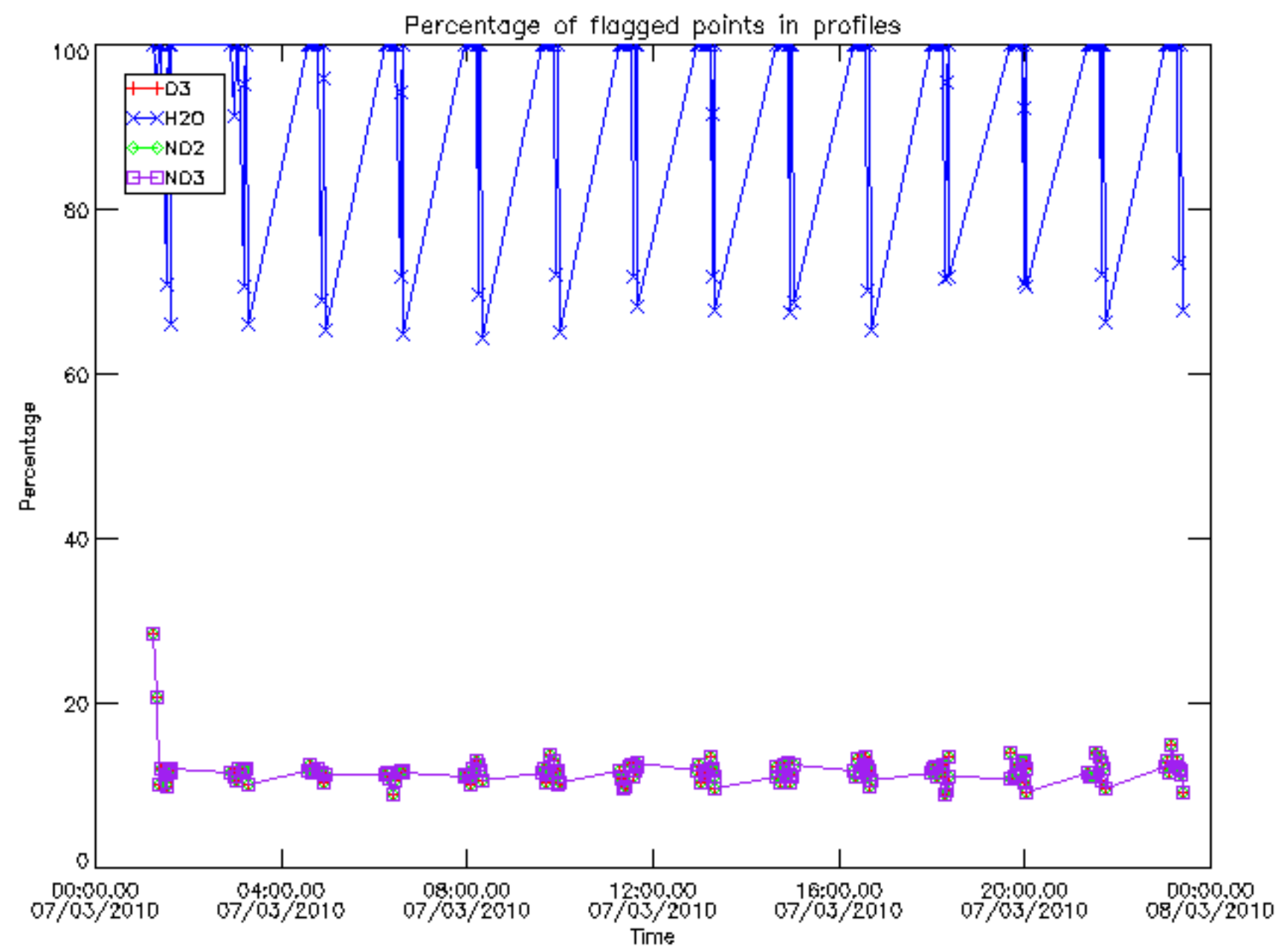
The colorbar represents the latitude.



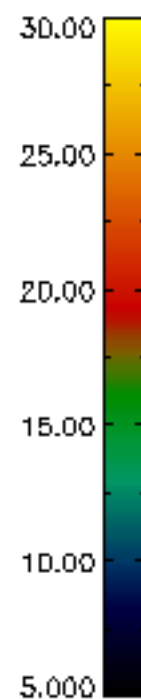
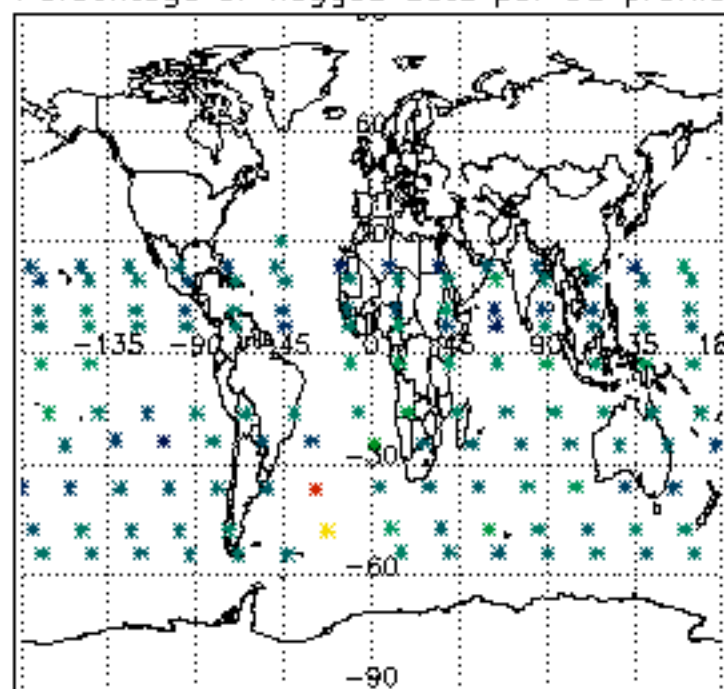
6. Auxiliary Data Files used for the production reported in section 2

The number reported in the third column indicates since which file (see list in section 2) the corresponding auxiliary file has been used. The fourth column is the date of those product files.

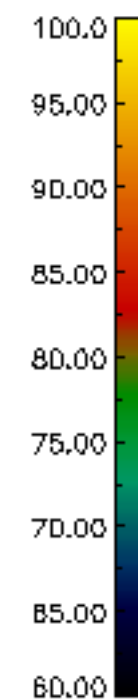
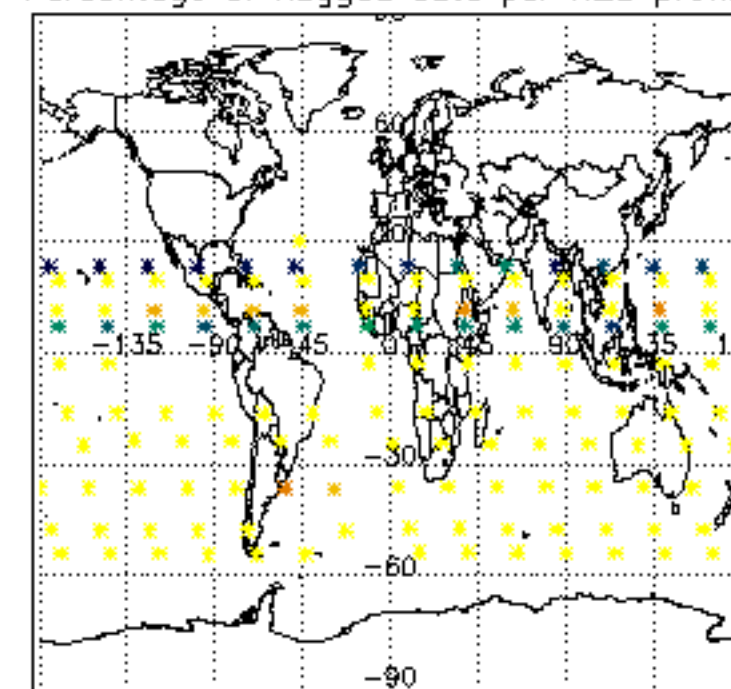
Type	Auxiliary Filename	Used since product	Used since product date
INST_PHYS_CHARACTERISTICS	GOM_INS_AXVIEC20091111_143220_20030716_120000_20500101_000000	1	07-MAR-2010 00:06:23
LEVEL-2_PROC_CONFIG	GOM_PR2_AXVIEC20091111_152718_20020301_000000_20500101_000000	1	07-MAR-2010 00:06:23
CROSS_SECTIONS_FILE	GOM_CRS_AXVIEC20091111_154832_20020301_000000_20500101_000000	1	07-MAR-2010 00:06:23



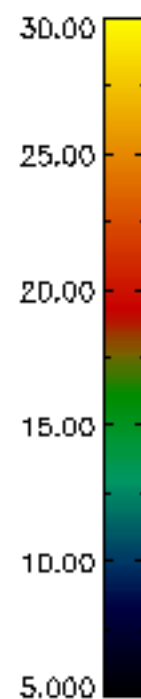
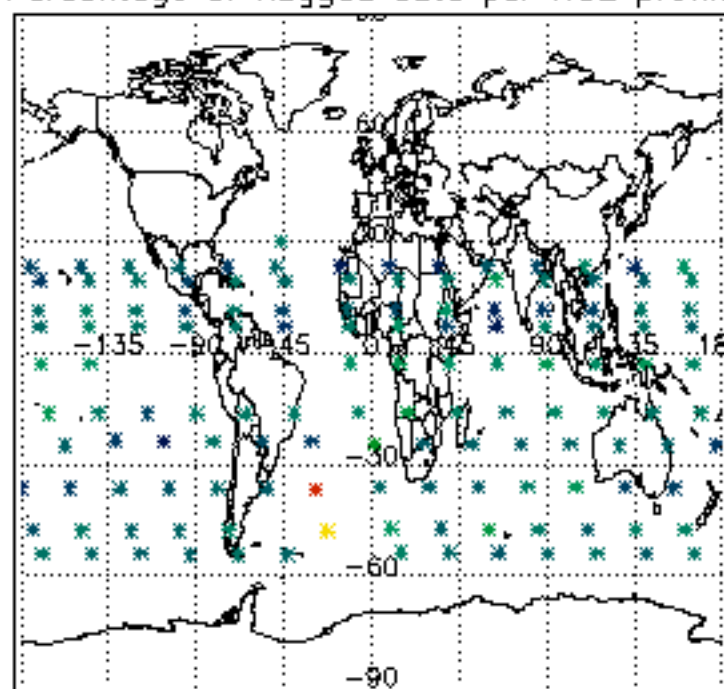
Percentage of flagged data per D3 profile



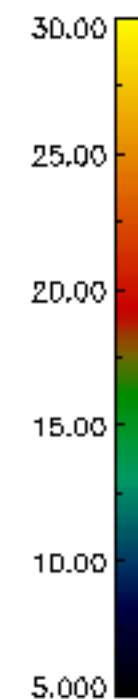
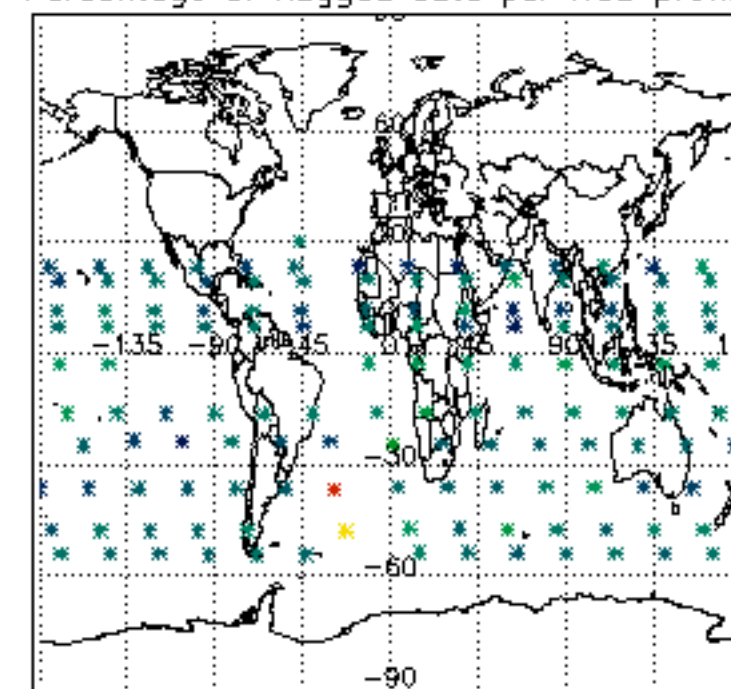
Percentage of flagged data per H2O profile

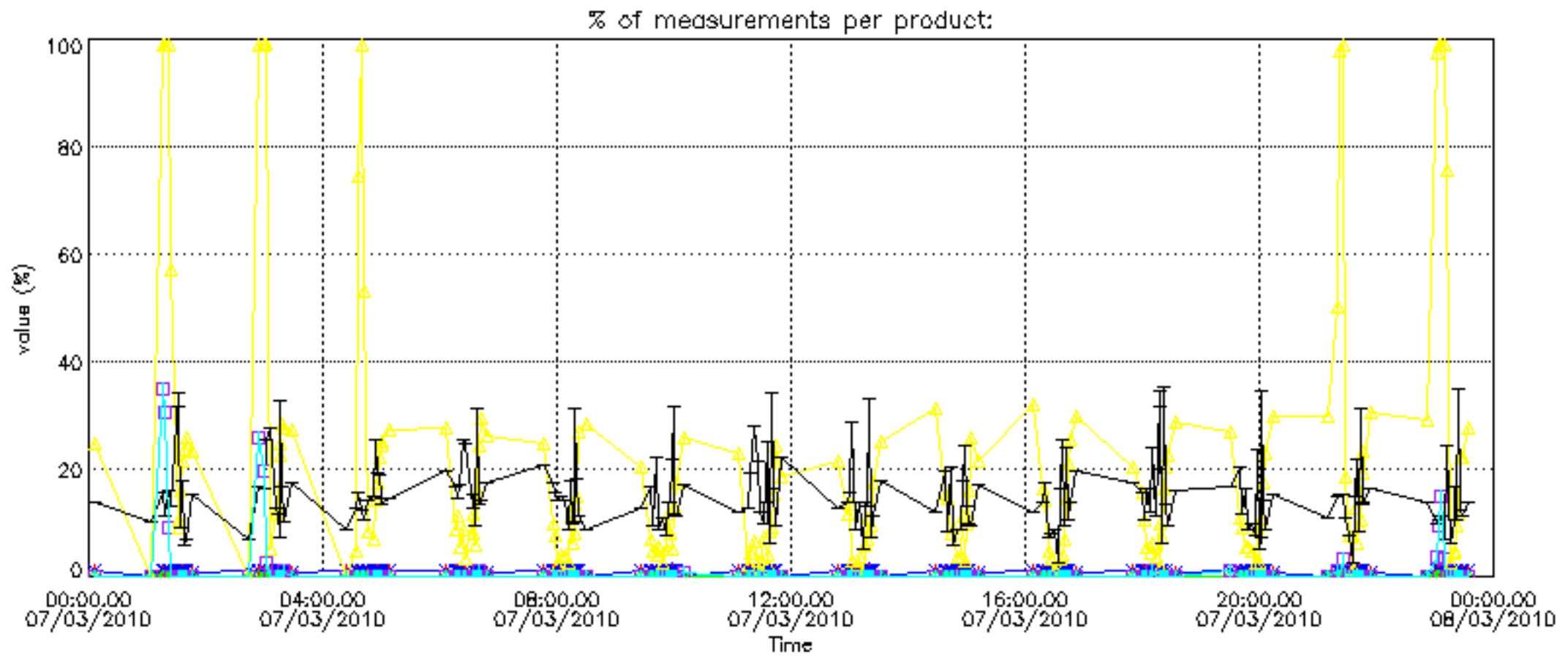


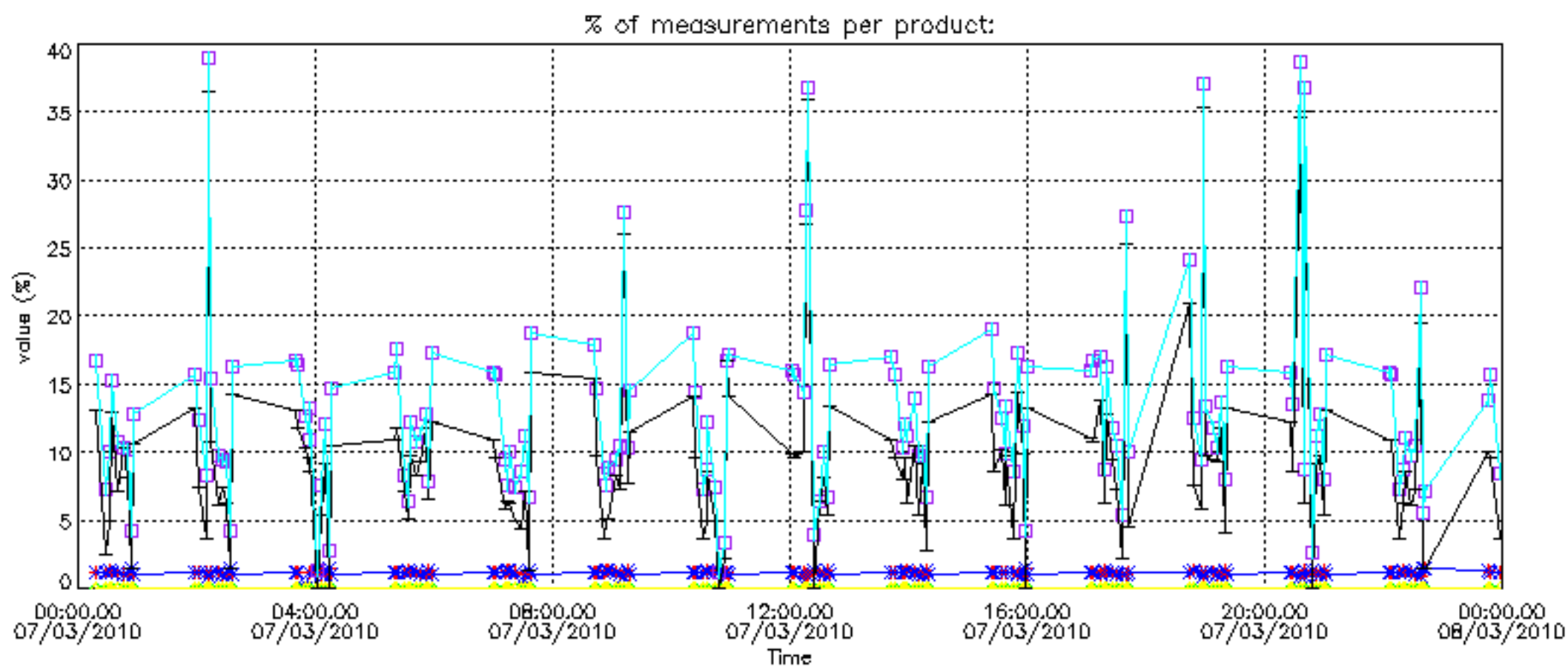
Percentage of flagged data per NO2 profile



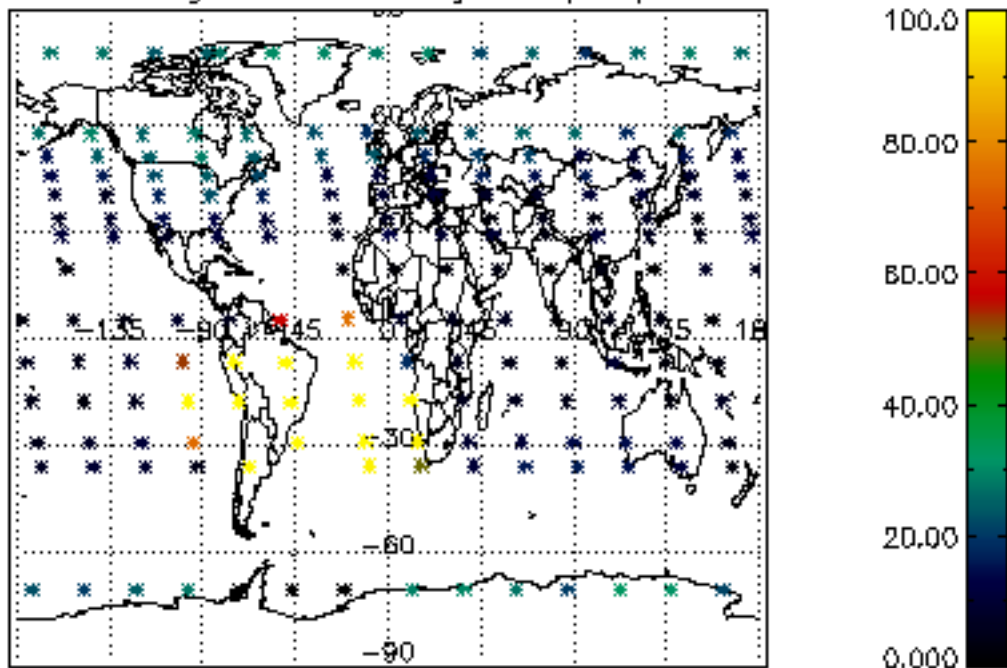
Percentage of flagged data per NO3 profile



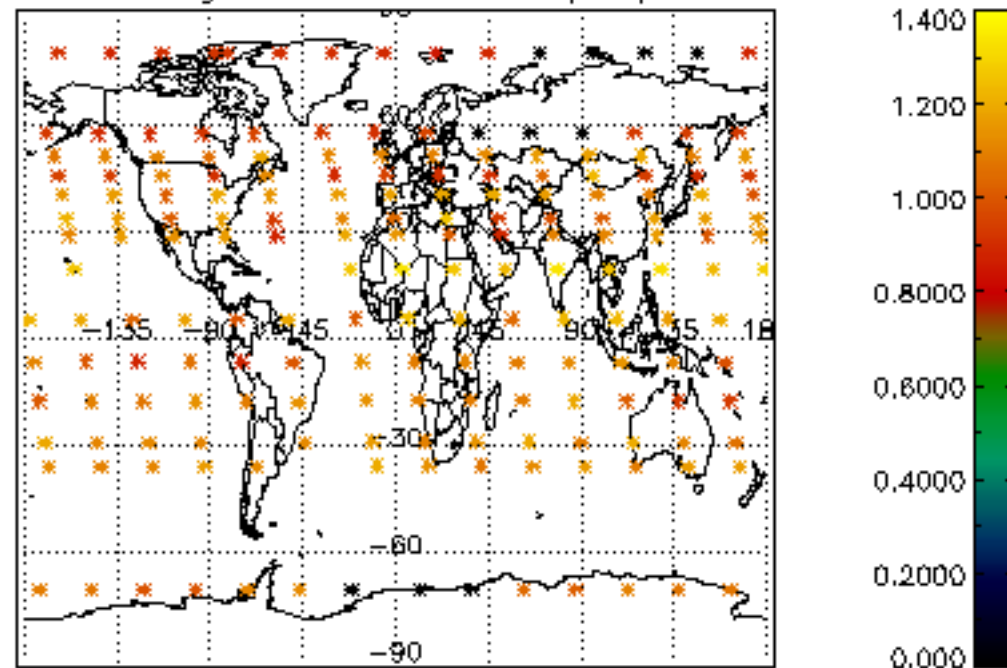




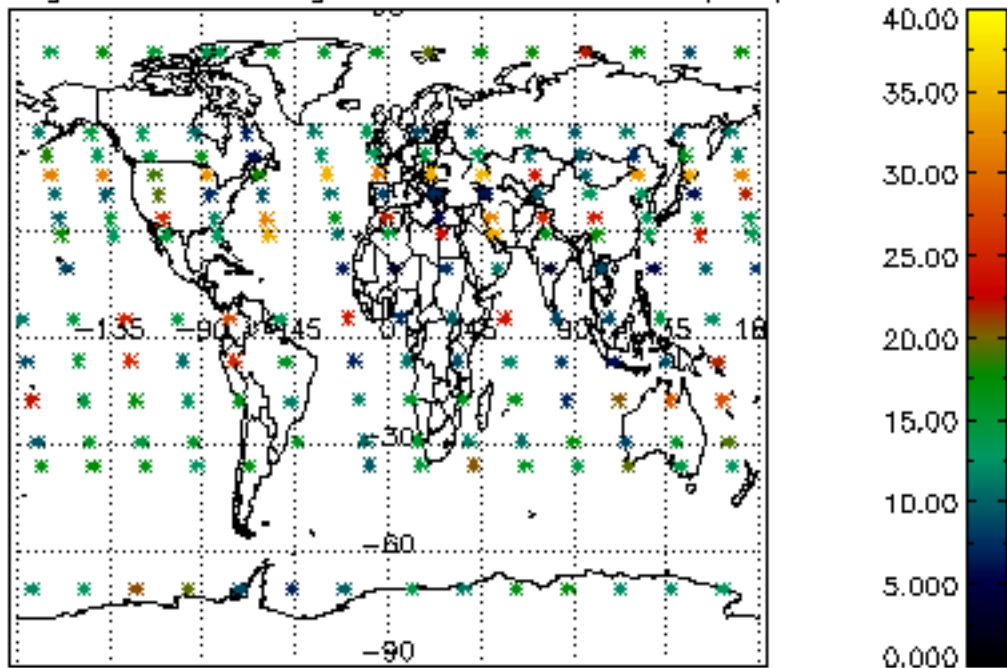
Percentage of cosmic ray hits per profile



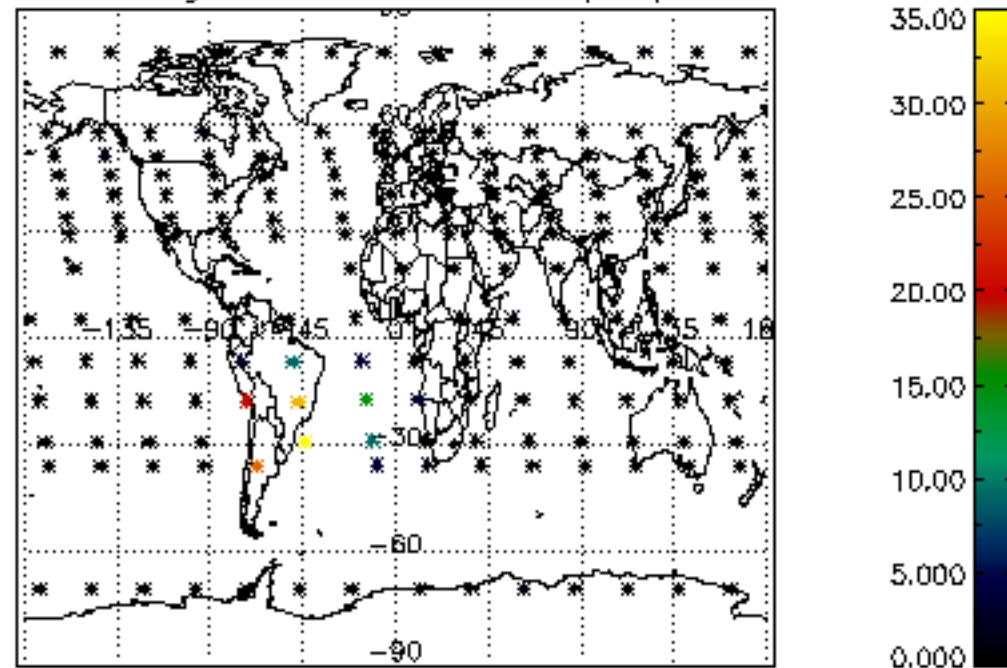
Percentage of datation errors per profile



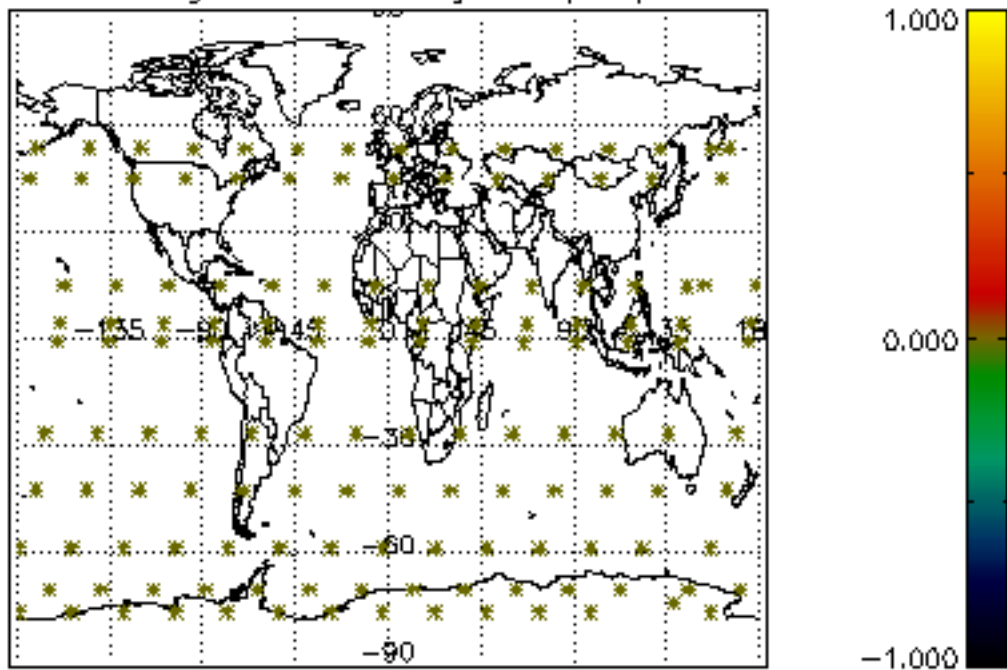
Percentage of star falling outside central band per profile



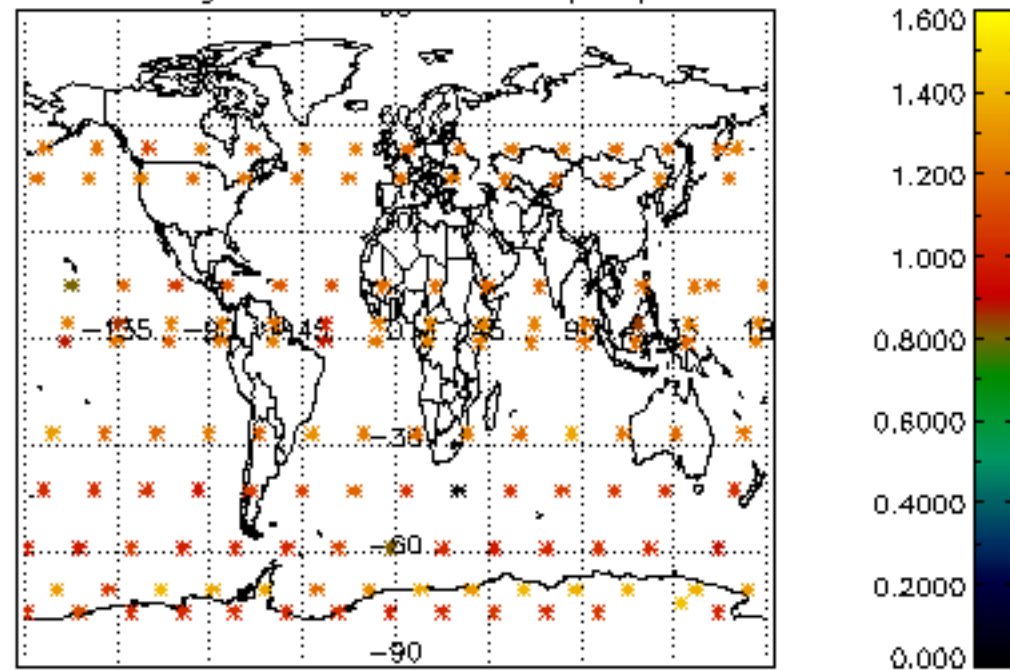
Percentage of saturation errors per profile



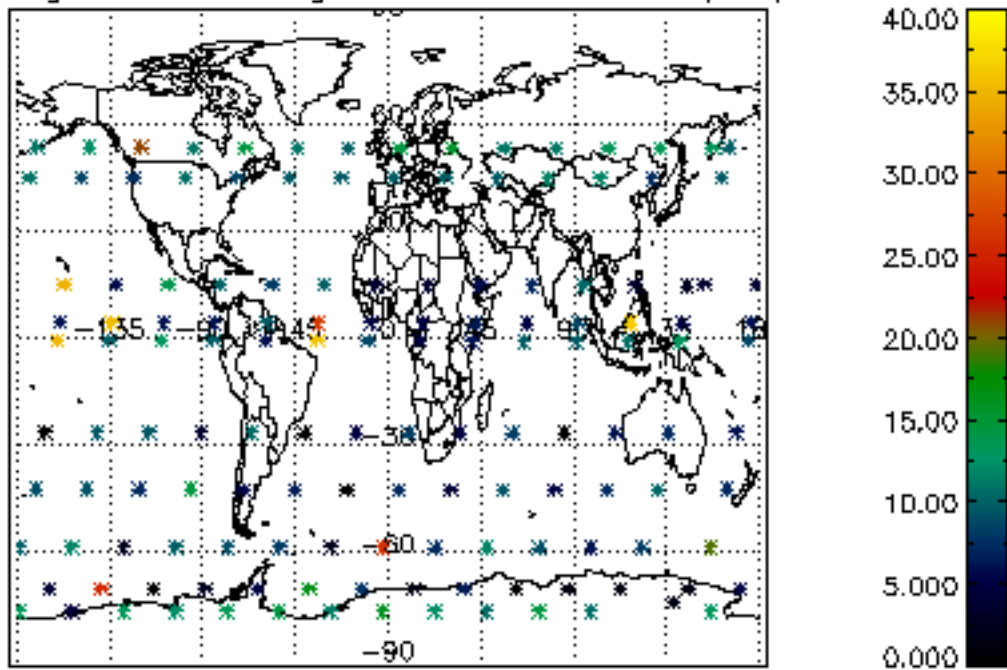
Percentage of cosmic ray hits per profile



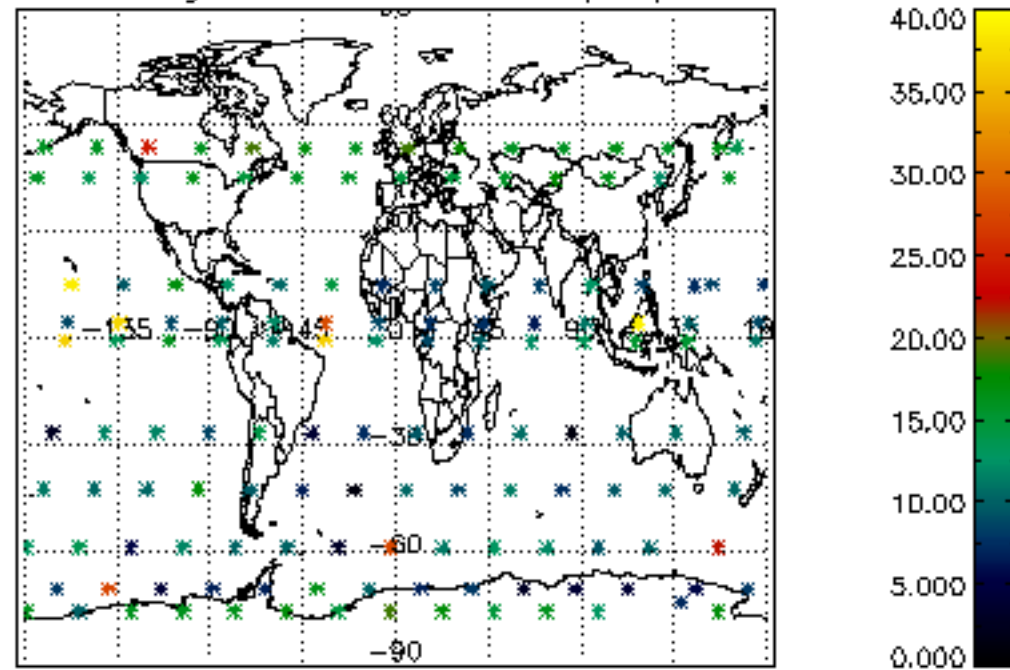
Percentage of datation errors per profile

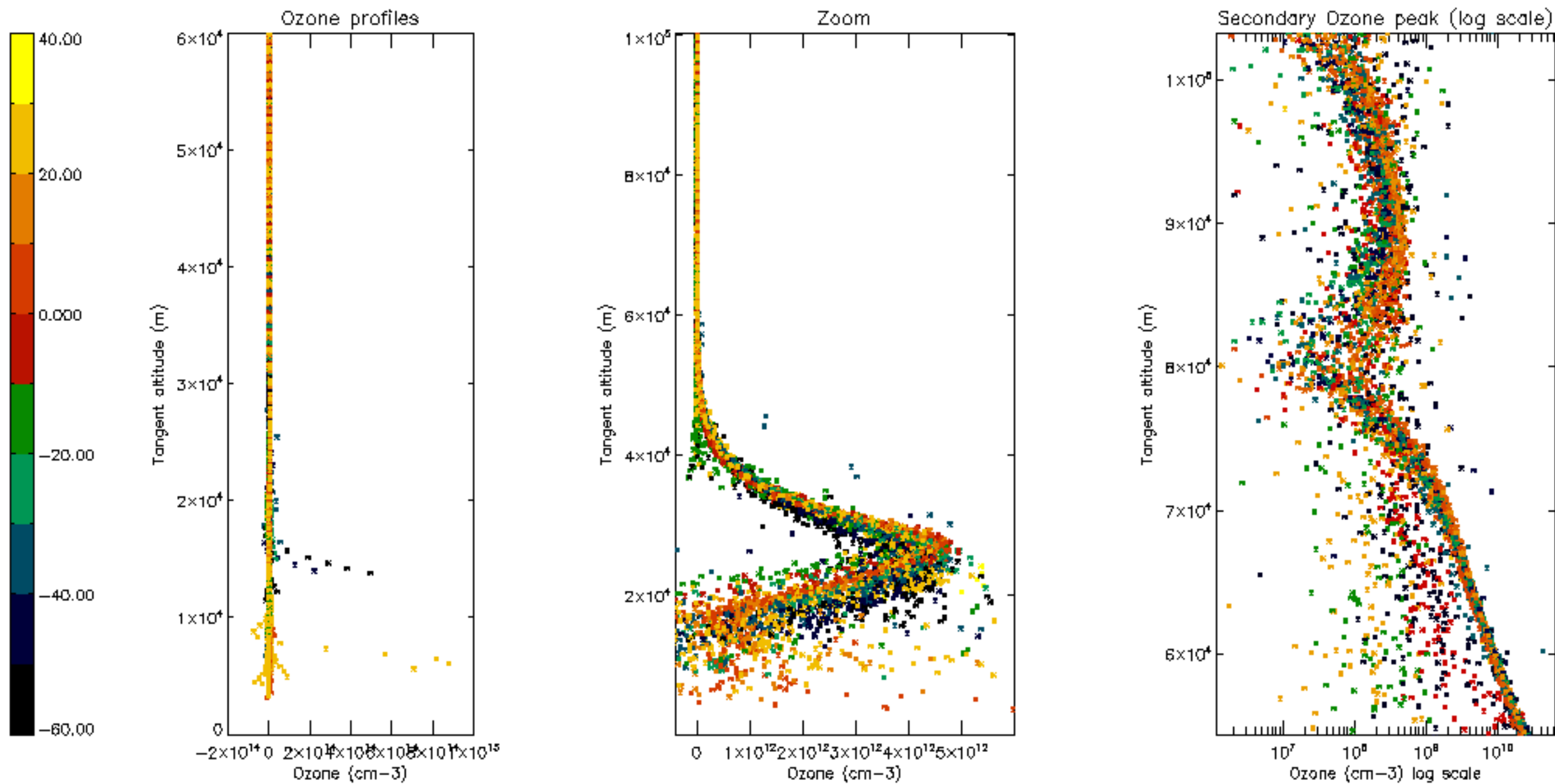


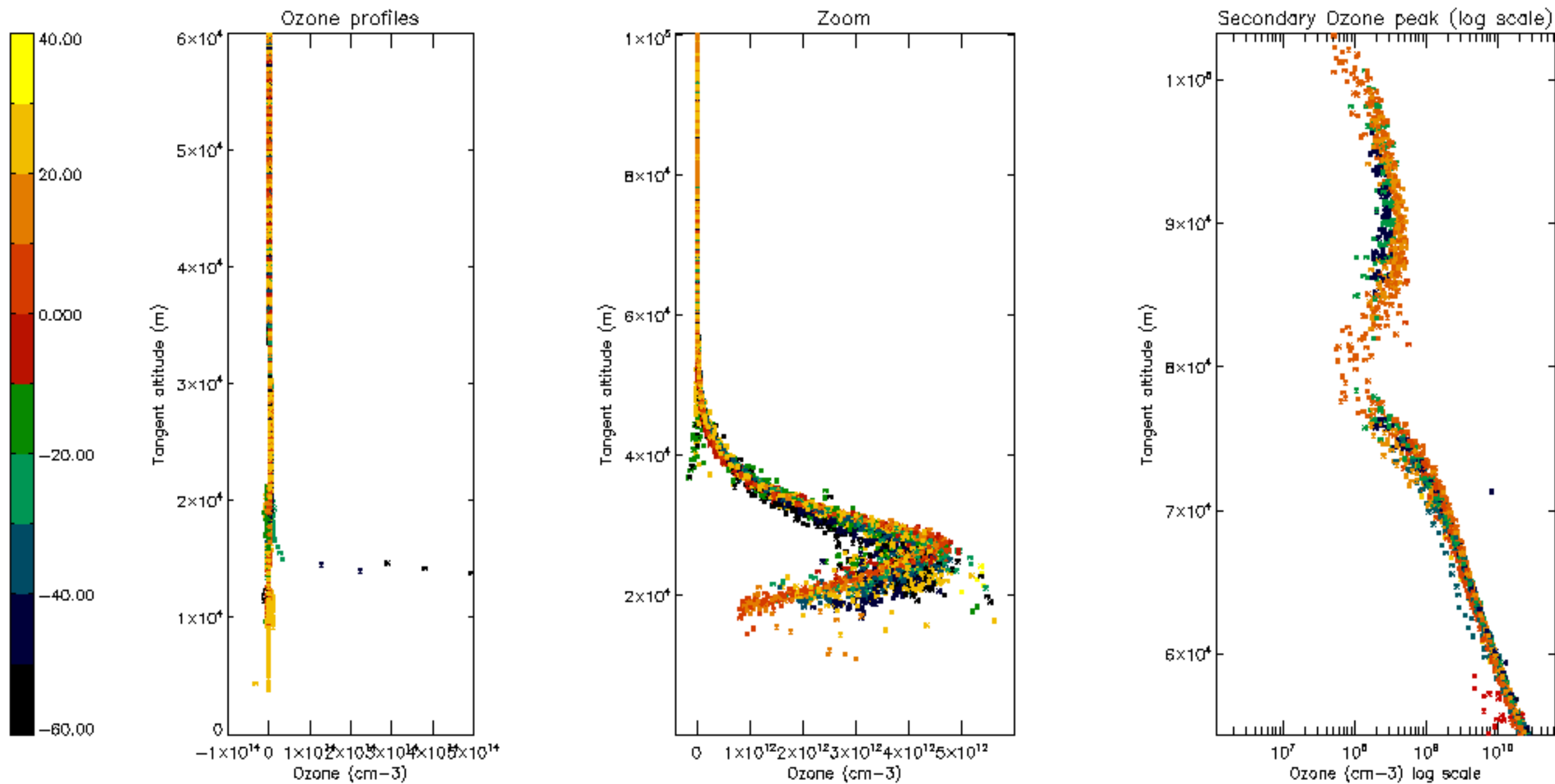
Percentage of star falling outside central band per profile

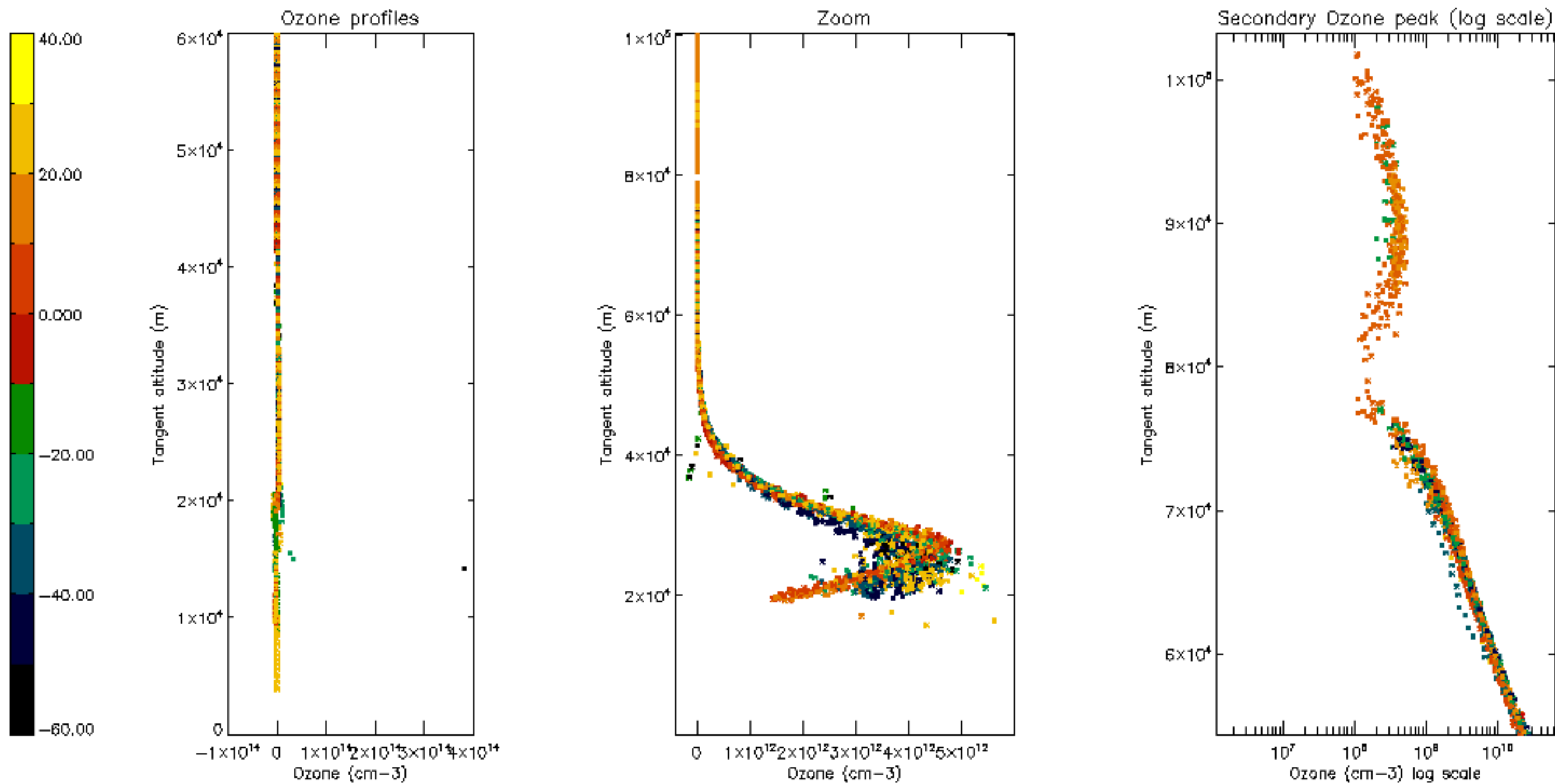


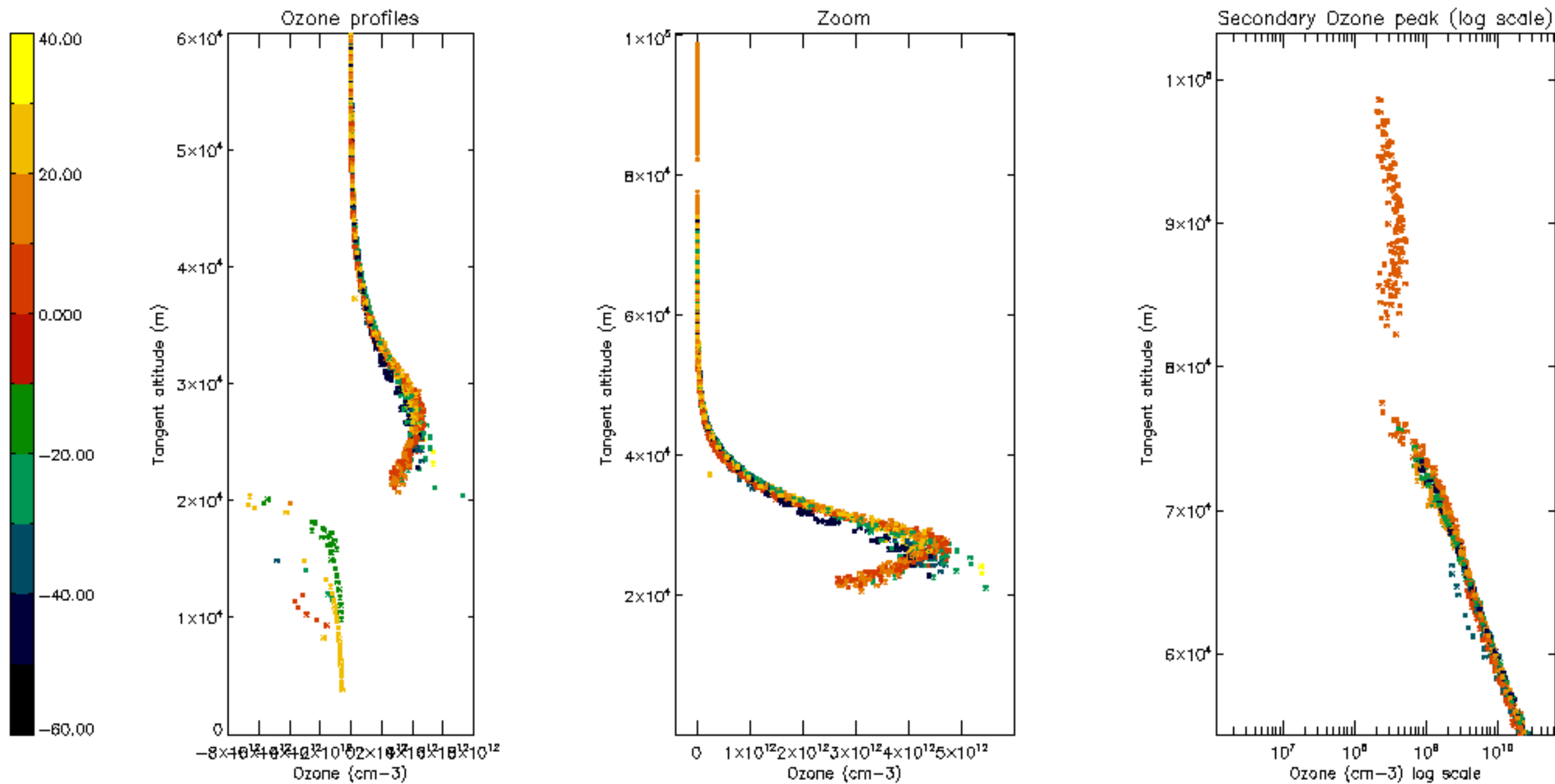
Percentage of saturation errors per profile

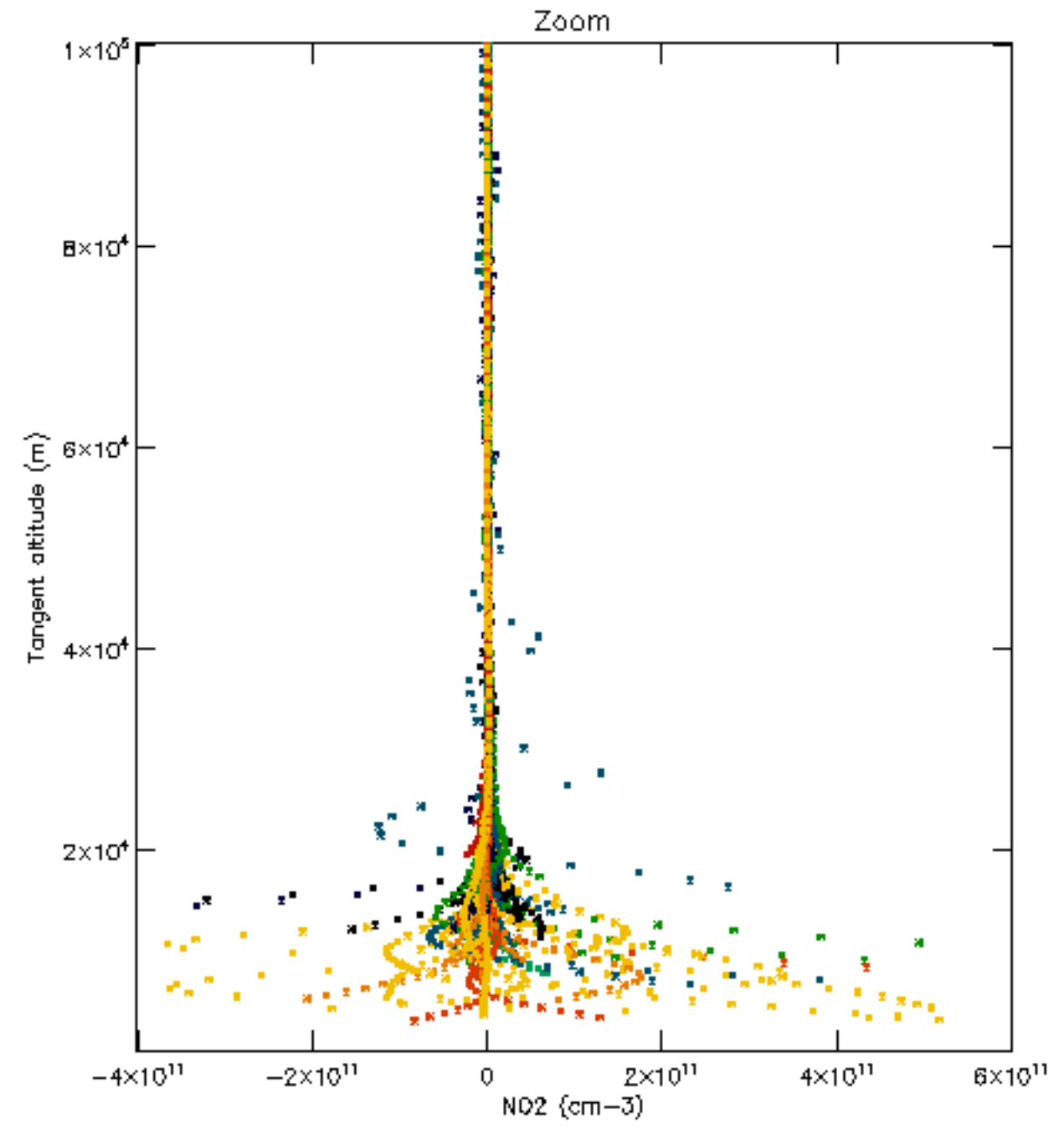
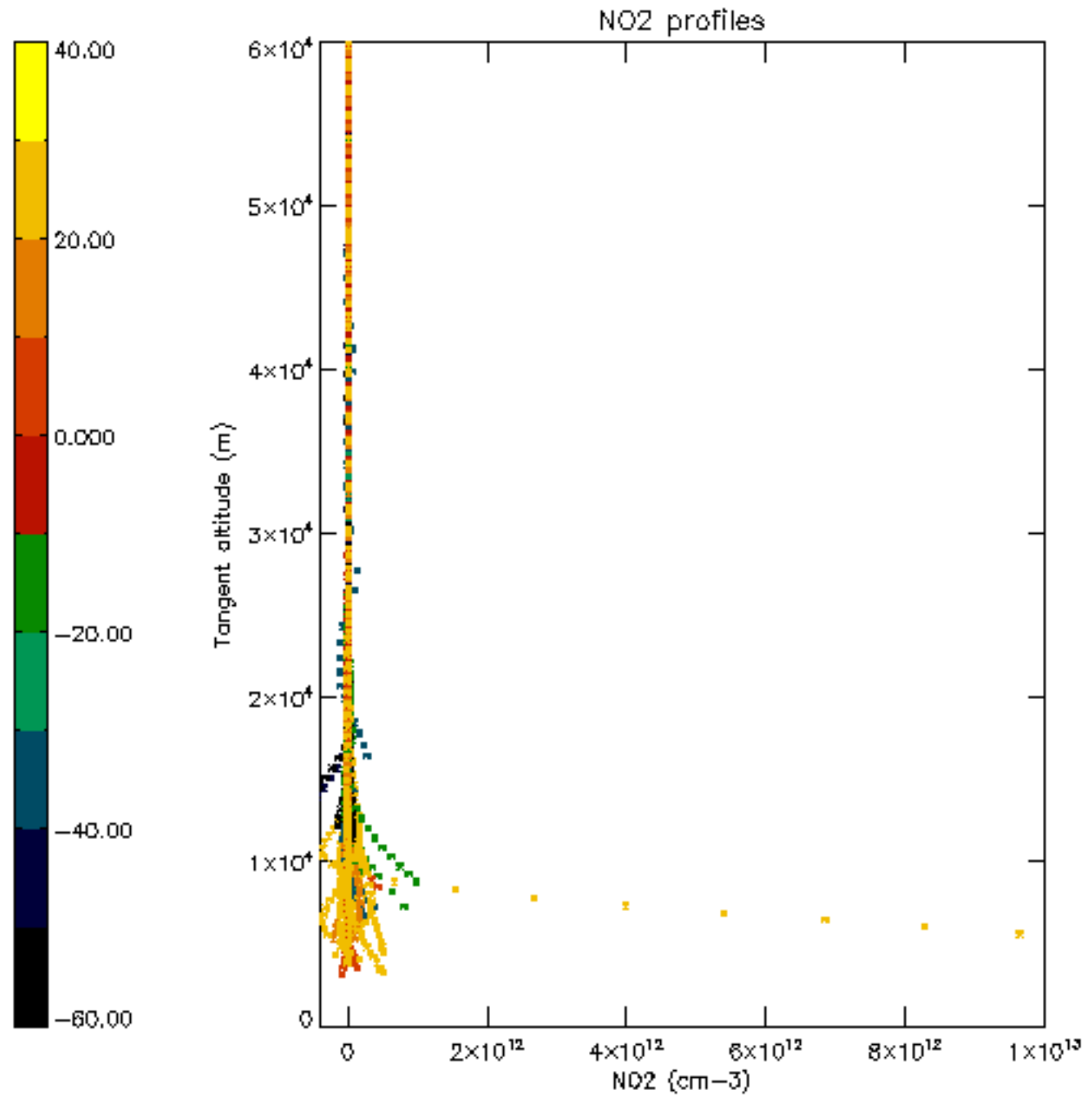


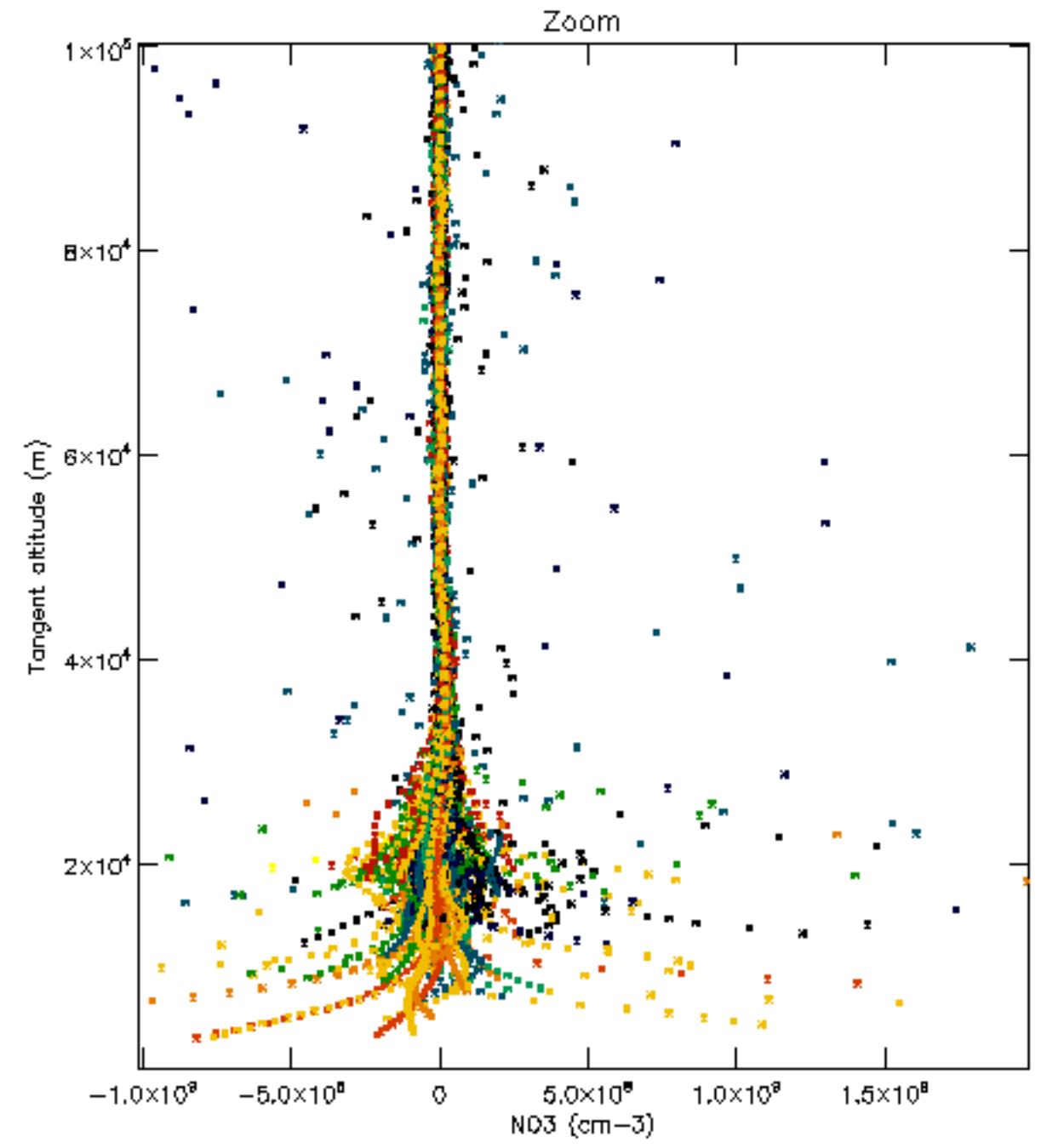
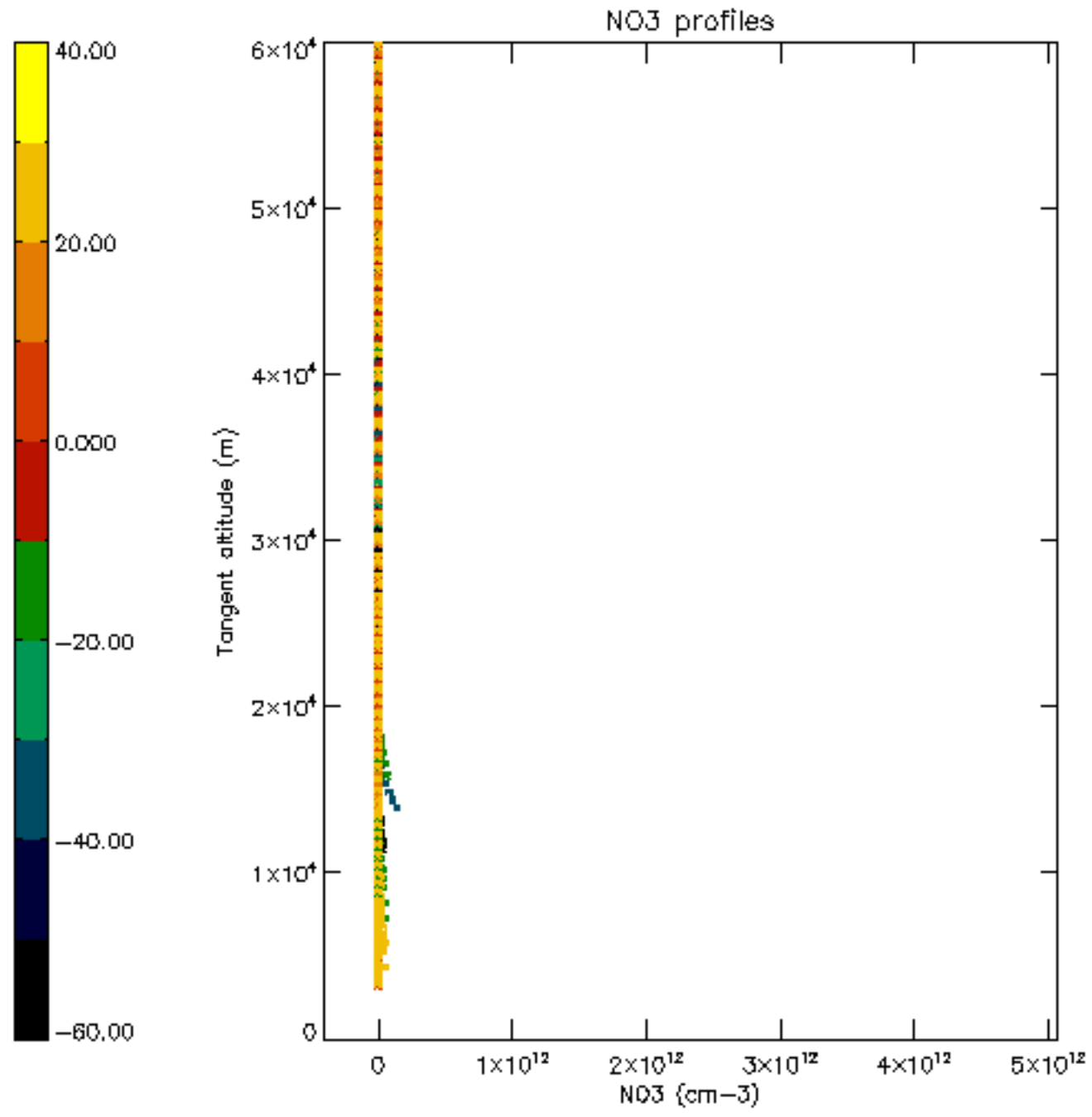


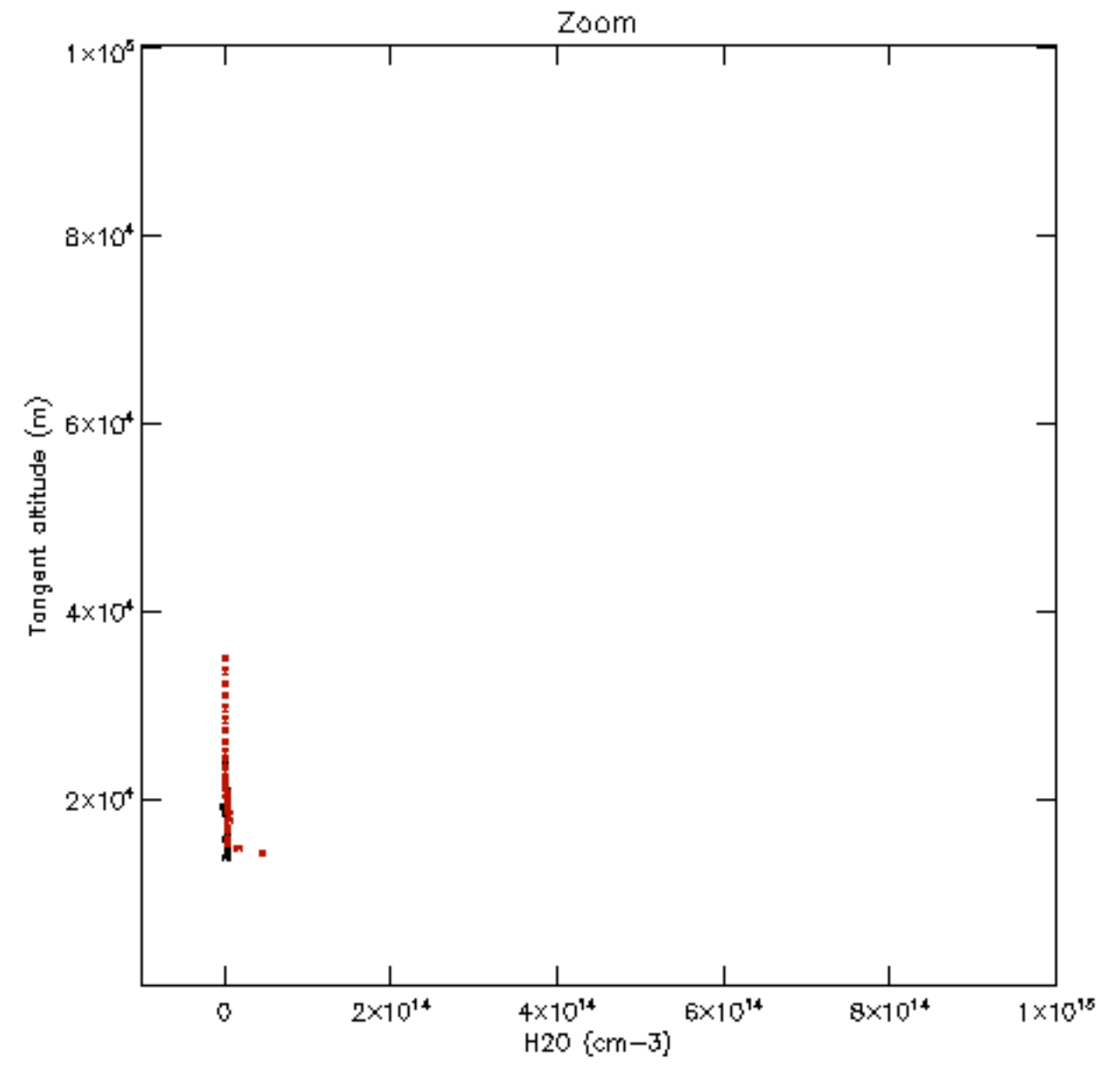
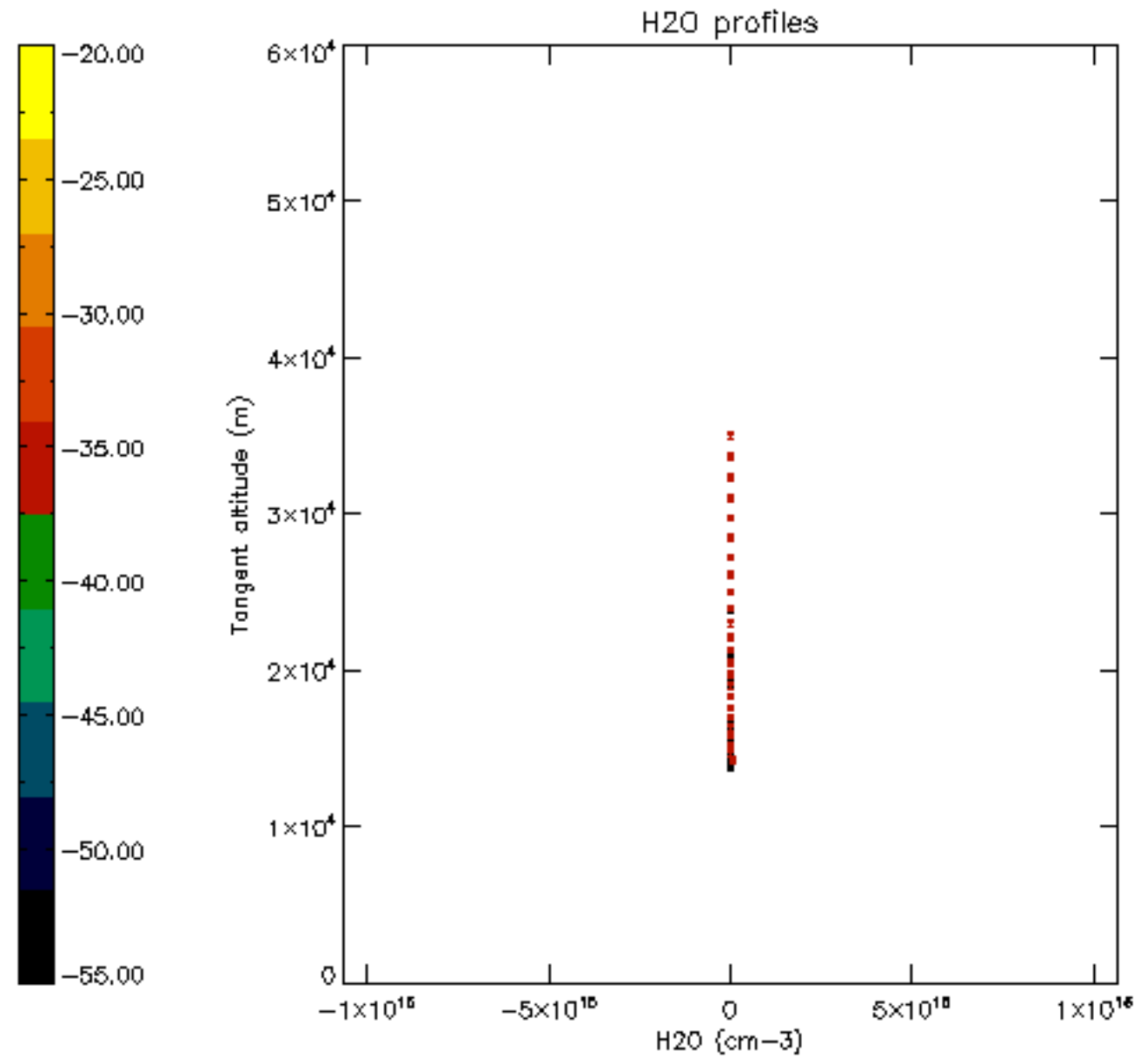


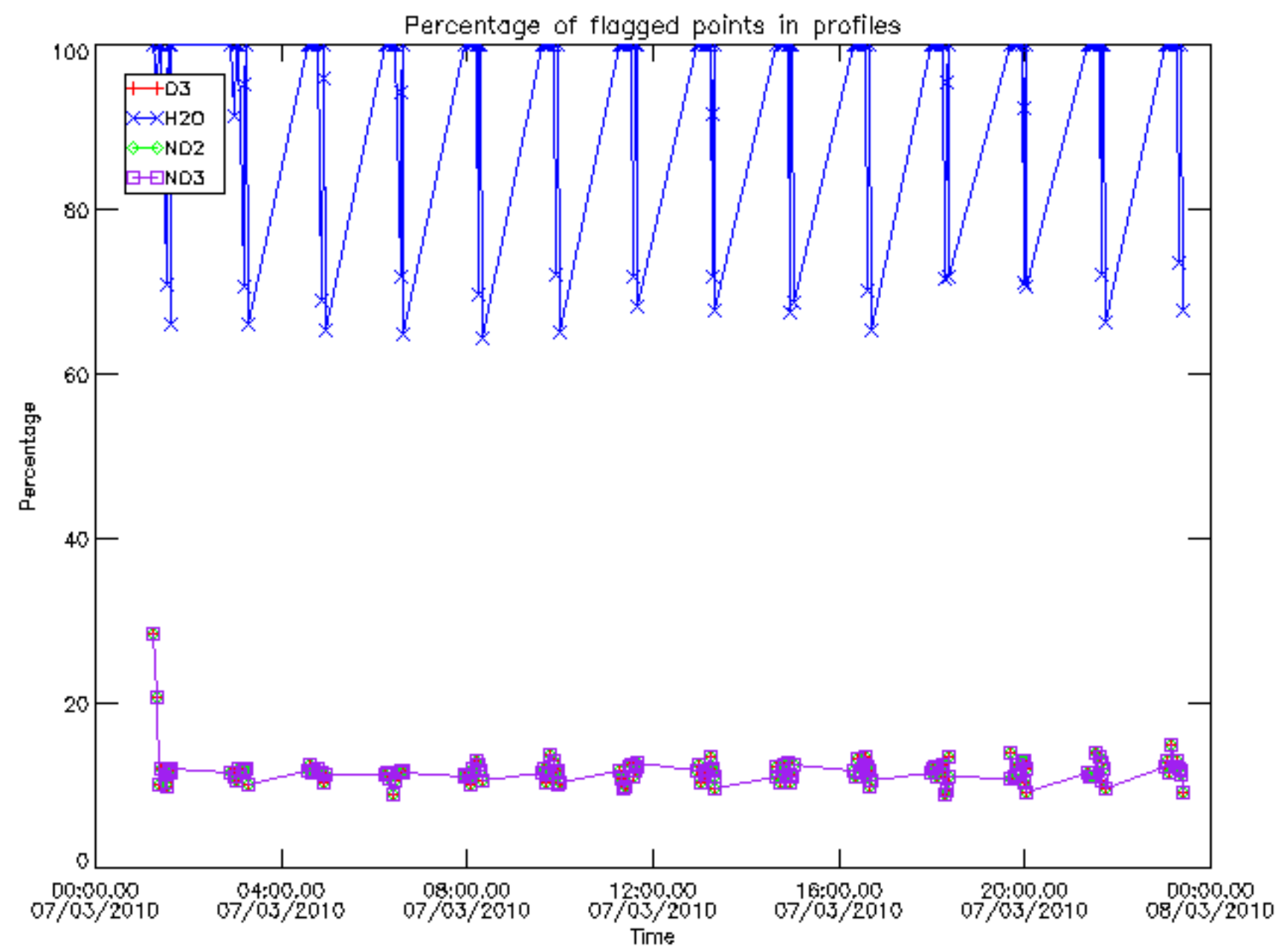




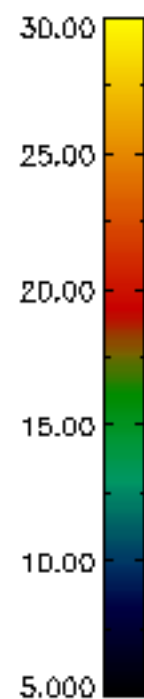
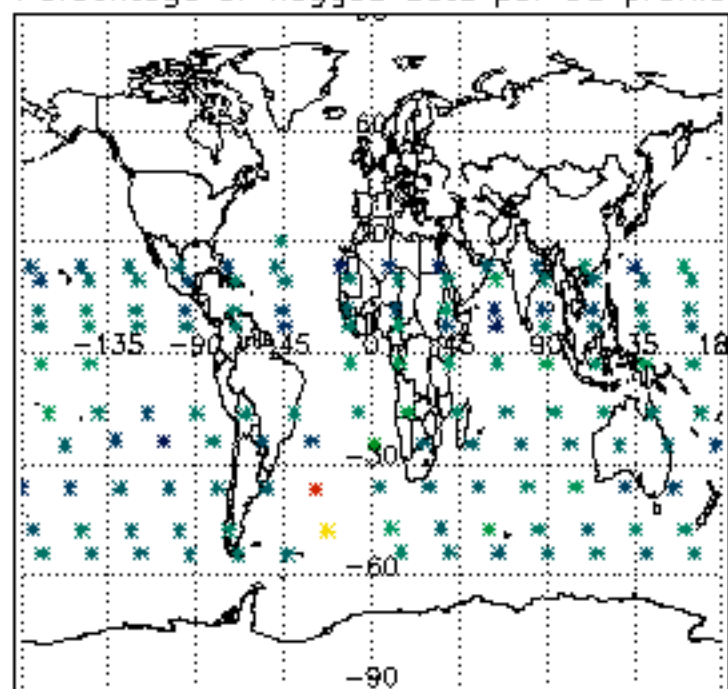




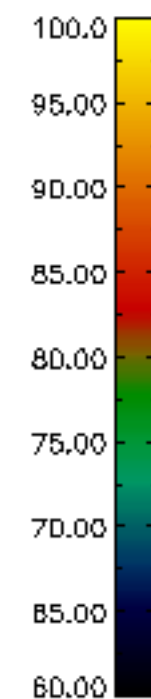
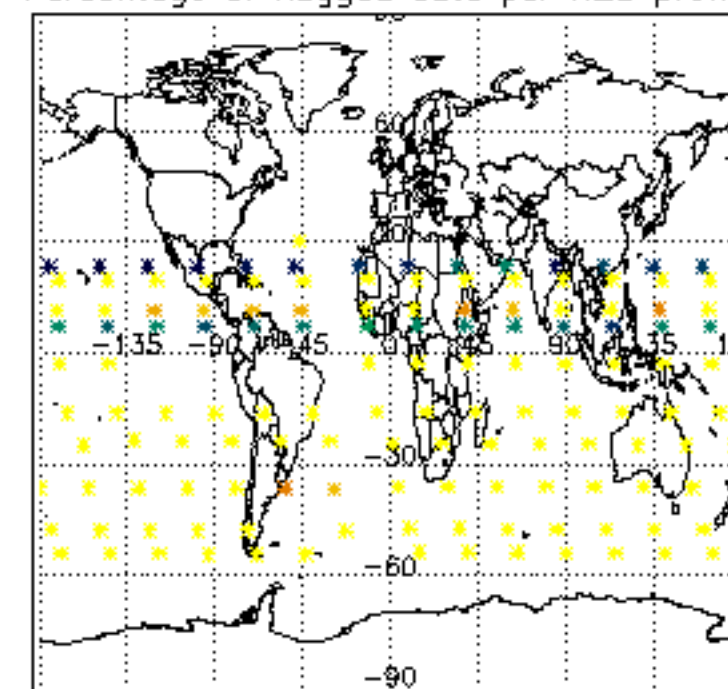




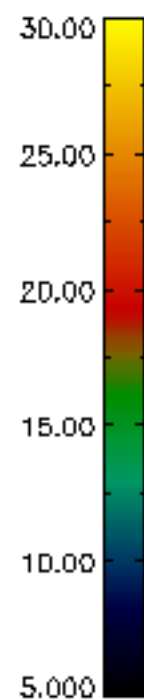
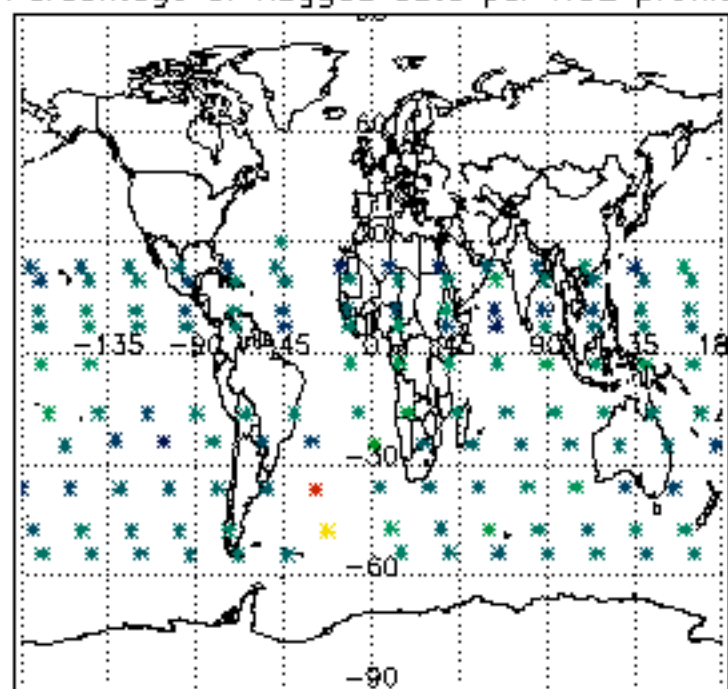
Percentage of flagged data per D3 profile



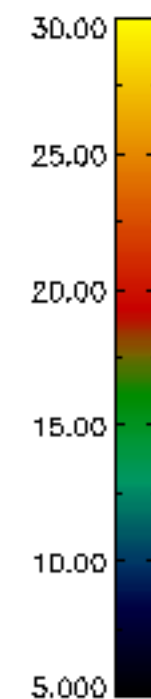
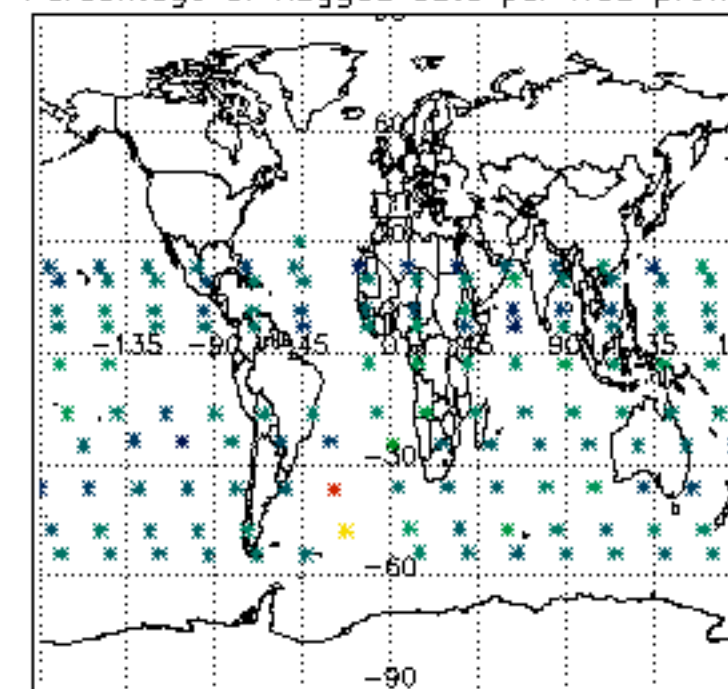
Percentage of flagged data per H2O profile

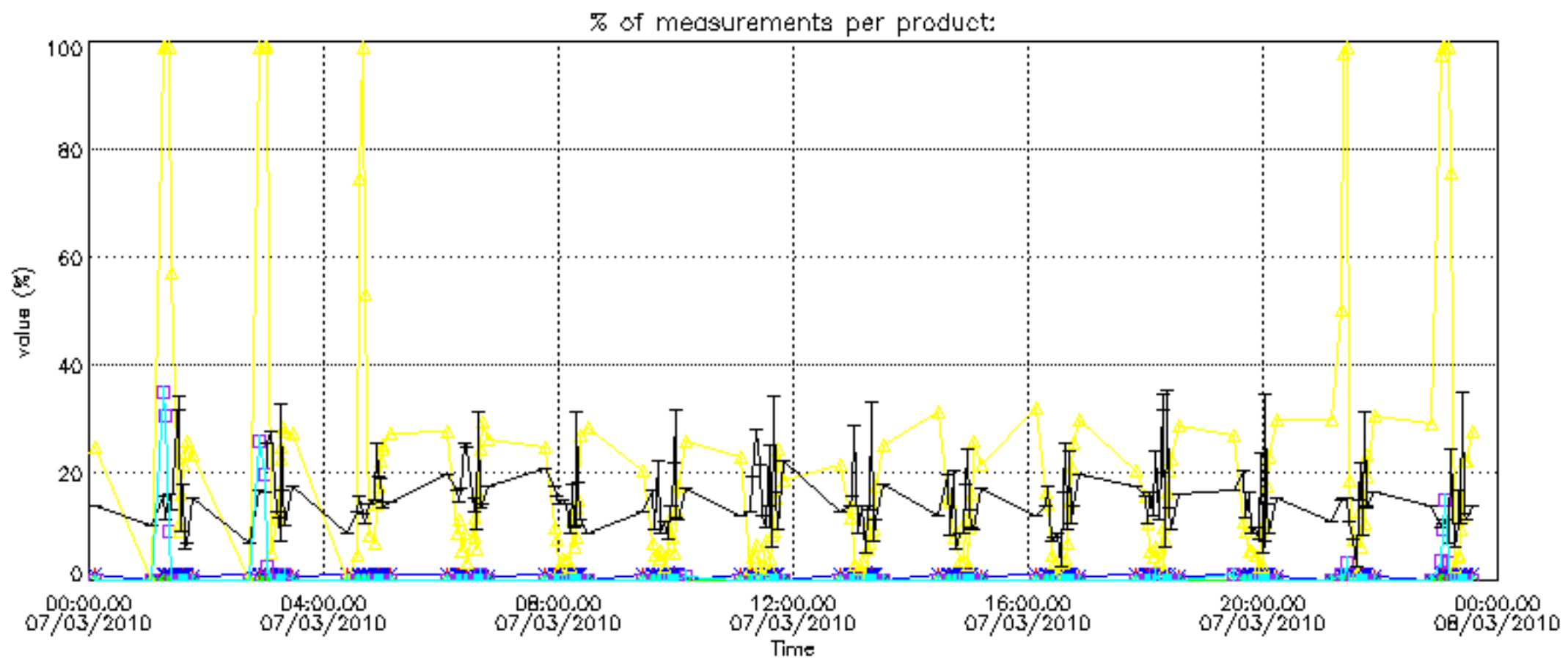


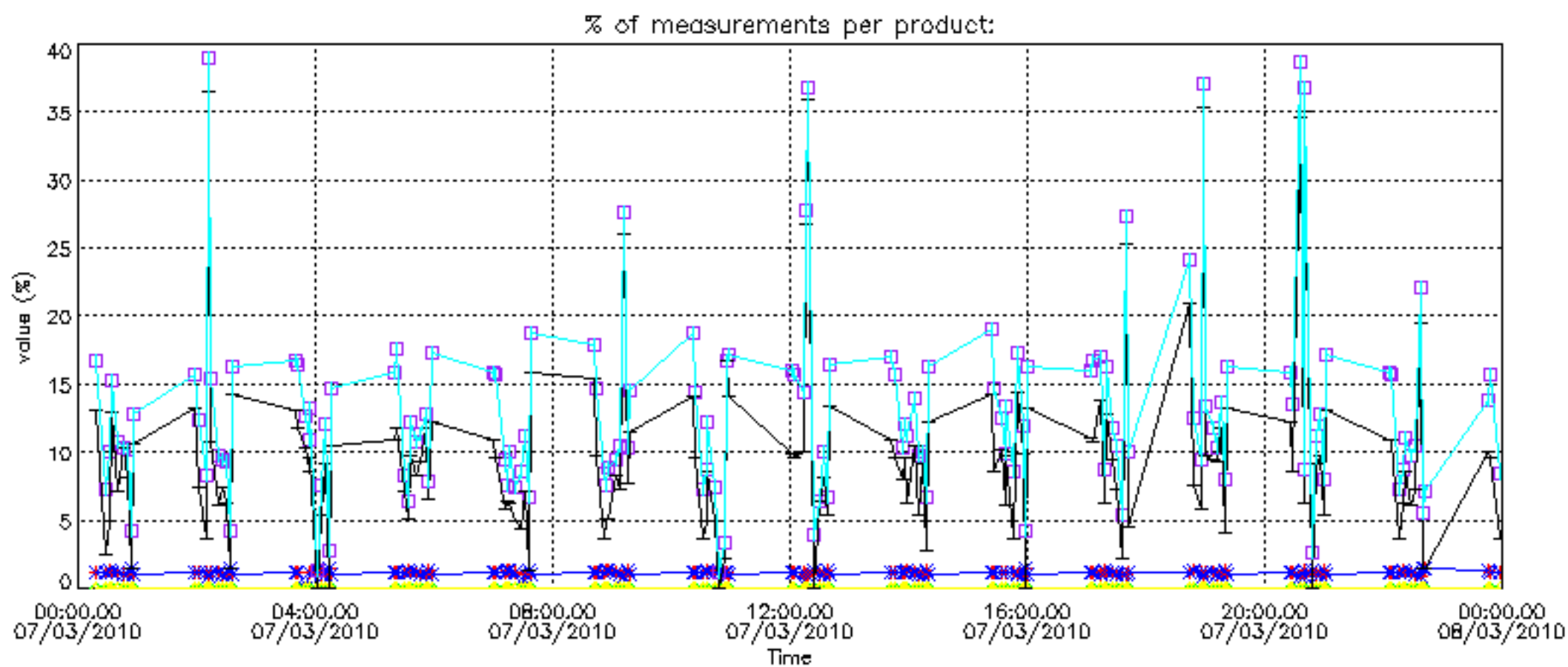
Percentage of flagged data per NO2 profile



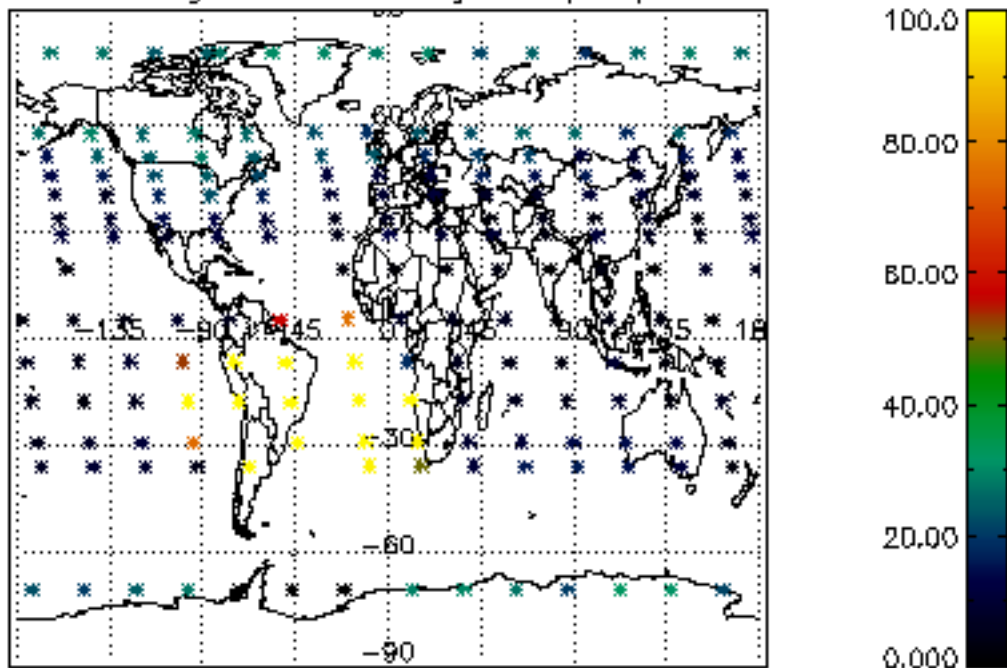
Percentage of flagged data per NO3 profile



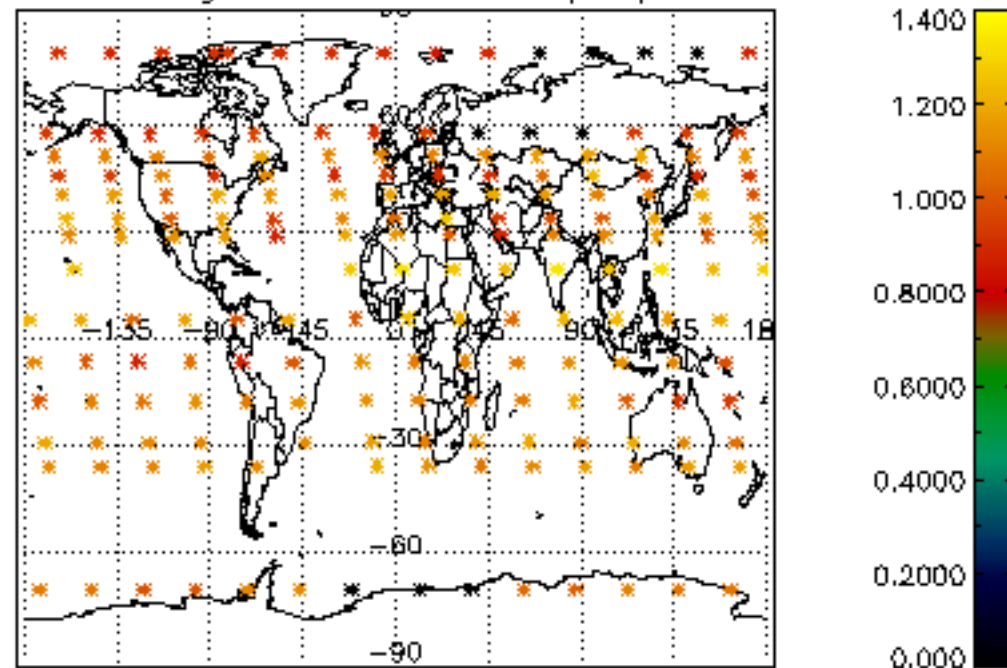




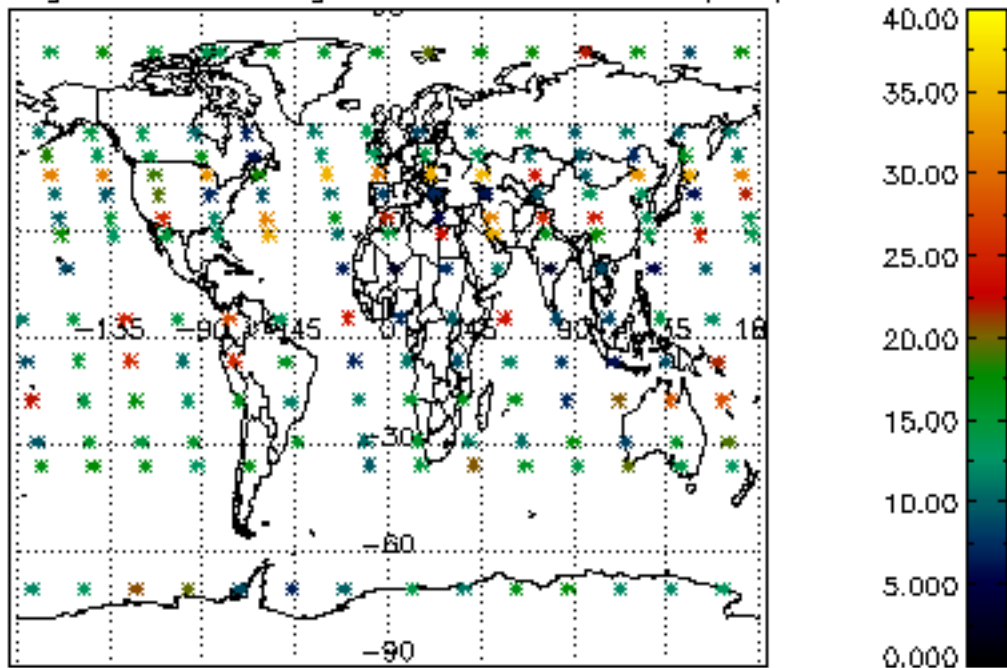
Percentage of cosmic ray hits per profile



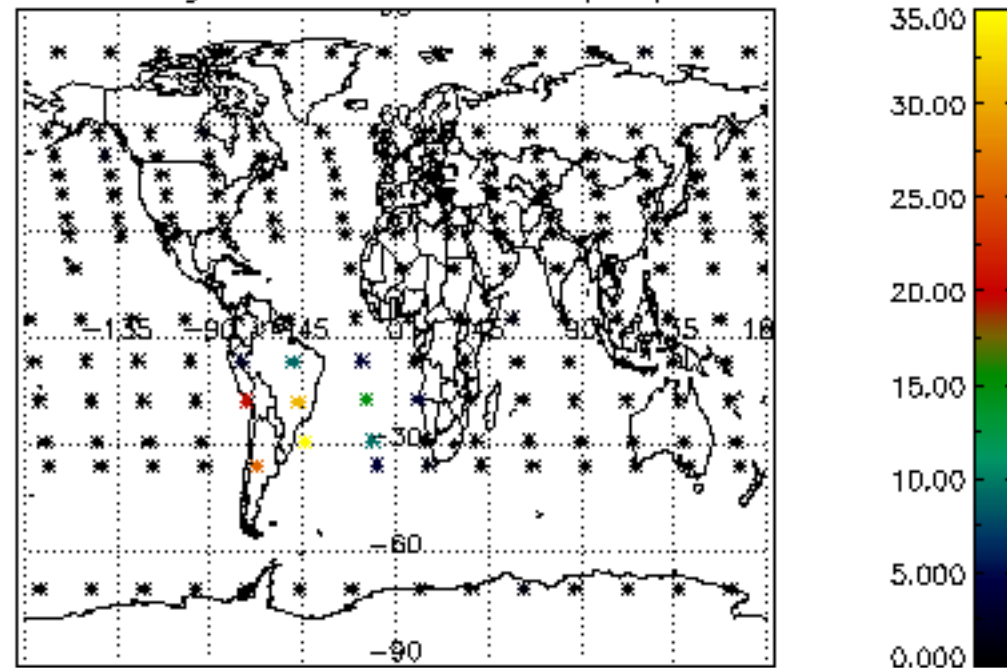
Percentage of datation errors per profile



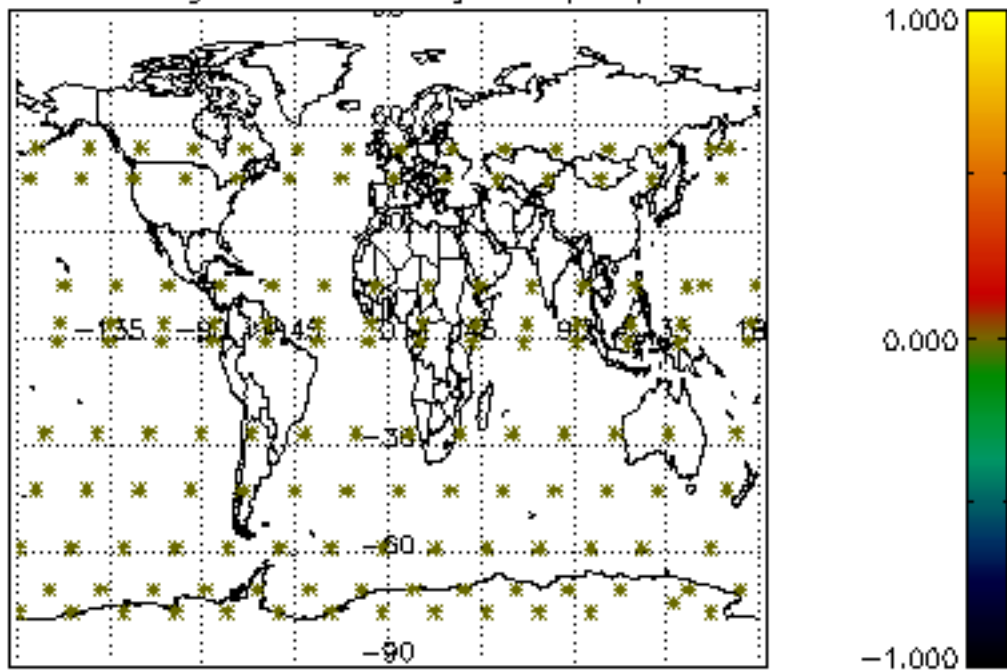
Percentage of star falling outside central band per profile



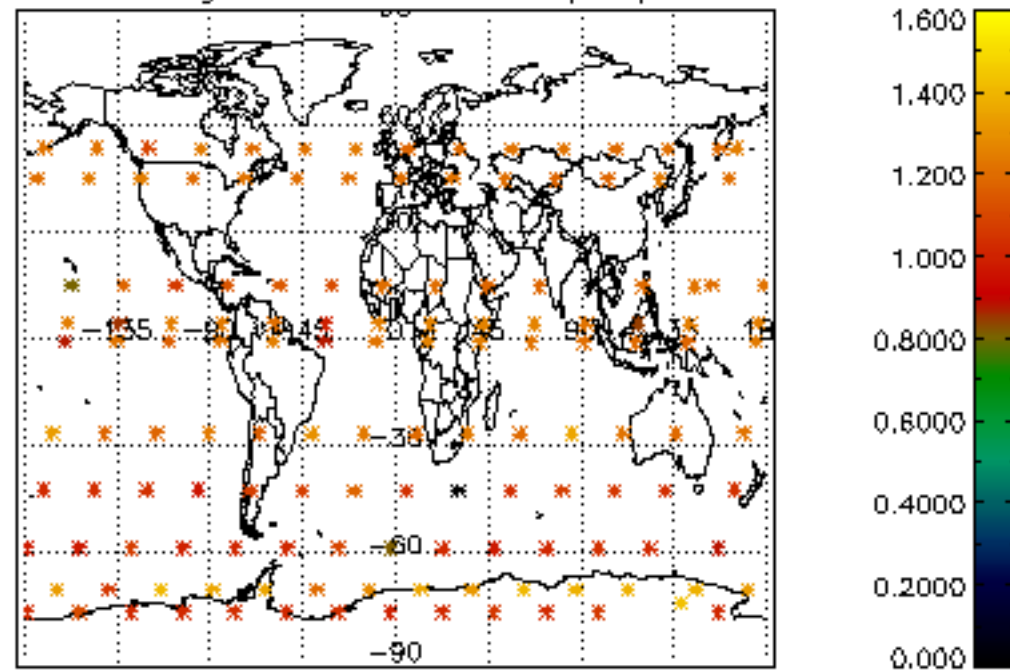
Percentage of saturation errors per profile



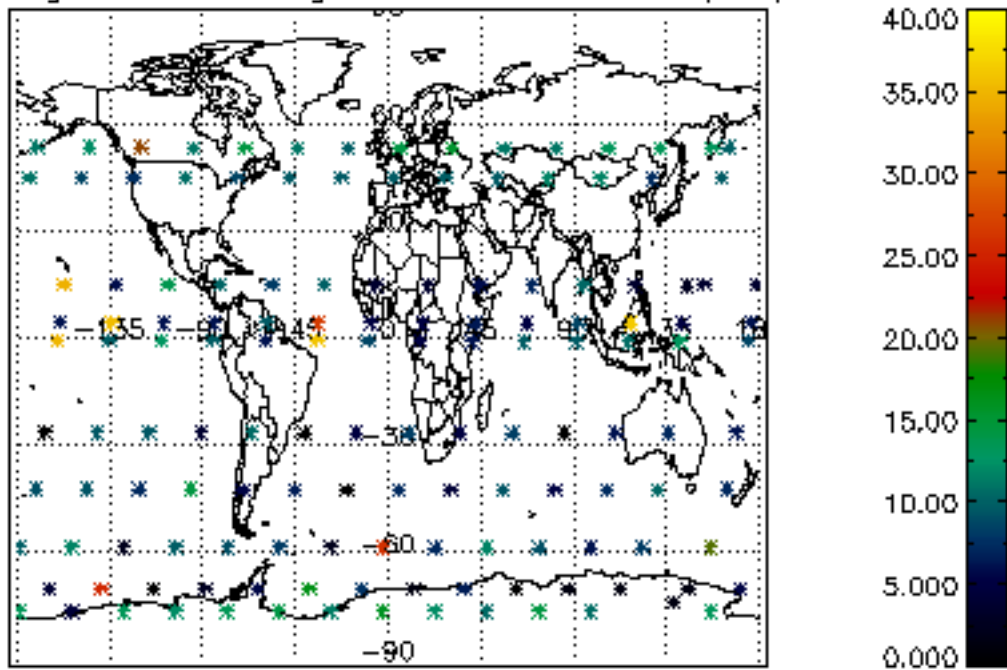
Percentage of cosmic ray hits per profile



Percentage of datation errors per profile



Percentage of star falling outside central band per profile



Percentage of saturation errors per profile

