

# GOMOS Level 2 Daily Report

## SUMMARY

### [1. General Info](#)

### [2. Summary of processed GOM\\_NL\\_2P products](#)

### [3. Level 2 Quality information per product](#)

#### [3.1 Plot of level 2 quality information per product \(time dependant\)](#)

#### [3.2 Plot of level 2 quality information per product \(world map\)](#)

### [4. Level 1 Quality information per product \(stored on level 2 products\)](#)

#### [4.1 Plot of level 1 quality information per product \(time dependant\)](#)

##### [4.1.1 Plot of level 1 quality information per product \(time dependant\): ASCENDING](#)

##### [4.1.2 Plot of level 1 quality information per product \(time dependant\): DESCENDING](#)

#### [4.2 Plot of level 1 quality information per product \(world map\)](#)

##### [4.2.1 Plot of level 1 quality information per product \(world map\): ASCENDING](#)

##### [4.2.2 Plot of level 1 quality information per product \(world map\): DESCENDING](#)

### [5. Ozone profiles based on quality statistics and other trace gas profiles](#)

#### [5.1 Ozone statistics based on quality of products](#)

#### [5.2 Plot ozone profiles for all STD \(dark without errors\)](#)

#### [5.3 Plot ozone profiles where STD < 20% \(dark without errors\)](#)

#### [5.4. Plot ozone profiles where STD < 10% \(dark without errors\)](#)

#### [5.5. Plot ozone profiles where STD < 5% \(dark without errors\)](#)

#### [5.6 Plot NO2 profiles for all STD \(dark without errors\)](#)

#### [5.7 Plot NO3 profiles for all STD \(dark without errors\)](#)

#### [5.8 Plot H2O profiles \(only for occultations of stars 1,2,3,4,13,14,16,26,63 dark without errors\) for all STD](#)

### [6. Auxiliary Data Files used for the production reported in section 2](#)

This report presents the daily analysis on parameters extracted from GOMOS level 2 data (GOM\_NL\_\_2P). It is intended to monitor some important parameters that will impact the quality of these products. A list of level 2 products (and content) that have arrived during the reporting day to the PCF is also given.

Item	Value
Time of report generation	26APR2013 17:52:48
Data source version	GOMOS/6.01
Start time of products	04-03-2010 (04MAR2010 00:00:00)
Stop time of products	05-03-2010 (05MAR2010 00:00:00)
Store outputs in DB	Yes
Nb of level 2 prods	247
Nb of prods with errors	0

## 2. Summary of processed GOM\_NL\_\_2P products.

Nr	Filename	UTC Start time	Limb	Duration	Star Id	Star Name	Star Mag	Star Temp	Nb Meas	Orbit	Prod. error
1	GOM_NL__2PRFIN20100304_001223_000000432087_00231_41868_7683.N1	04-MAR-2010 00:12:23	Bright	42.500	22	32Alp Leo	1.3600	15200.	85	41868	No
2	GOM_NL__2PRFIN20100304_001455_000000432087_00231_41868_7684.N1	04-MAR-2010 00:14:55	Bright	42.500	51	41Gam1Leo	2.0100	4500.0	85	41868	No
3	GOM_NL__2PRFIN20100304_002338_000000422087_00231_41868_7685.N1	04-MAR-2010 00:23:38	Bright	41.500	174	52Psi UMa	3.0040	4400.0	83	41868	No
4	GOM_NL__2PRFIN20100304_002629_000000402087_00231_41868_7686.N1	04-MAR-2010 00:26:29	Bright	39.500	82	48Bet UMa	2.3650	10600.	79	41868	No
5	GOM_NL__2PRFIN20100304_002752_000000422087_00231_41868_7687.N1	04-MAR-2010 00:27:52	Bright	41.500	36	50Alp UMa	1.8000	6300.0	83	41868	No
6	GOM_NL__2PRFIN20100304_003503_000000392087_00231_41868_7688.N1	04-MAR-2010 00:35:03	Bright	39.000	60	7Bet UMi	2.0810	3950.0	78	41868	No
7	GOM_NL__2PRFIN20100304_003941_000000482087_00231_41868_7689.N1	04-MAR-2010 00:39:41	Bright	47.500	119	14Eta Dra	2.7270	4700.0	95	41868	No
8	GOM_NL__2PRFIN20100304_004412_000000482087_00231_41868_7690.N1	04-MAR-2010 00:44:12	Bright	48.000	130	23Bet Dra	2.7990	5800.0	96	41868	No
9	GOM_NL__2PRFIN20100304_004719_000000382087_00231_41868_7691.N1	04-MAR-2010 00:47:19	Bright	37.500	144	18Del Cyg	2.8600	11000.	75	41868	No
10	GOM_NL__2PRFIN20100304_004928_000000422087_00231_41868_7692.N1	04-MAR-2010 00:49:28	Bright	41.500	5	3Alp Lyr	0.033000	11000.	83	41868	No
11	GOM_NL__2PRFIN20100304_005716_000000522087_00231_41868_7693.N1	04-MAR-2010 00:57:16	Bright	51.500	168	17Zet Aql	2.9860	11000.	103	41868	No
12	GOM_NL__2PRFIN20100304_010710_000000452087_00231_41868_7694.N1	04-MAR-2010 01:07:10	Dark	45.000	155	41Pi Sgr	2.9000	6600.0	90	41868	No
13	GOM_NL__2PRFIN20100304_011212_000000442087_00231_41868_7695.N1	04-MAR-2010 01:12:12	Dark	44.000	38	20Eps Sgr	1.8360	11000.	88	41868	No
14	GOM_NL__2PRFIN20100304_011511_000000472087_00231_41868_7696.N1	04-MAR-2010 01:15:11	Dark	47.000	25	35Lam Sco	1.6200	28000.	94	41868	No
15	GOM_NL__2PRFIN20100304_012326_000000512087_00232_41869_7684.N1	04-MAR-2010 01:23:26	Dark	50.500	131	Gam Lup	2.8000	26000.	101	41869	No
16	GOM_NL__2PRFIN20100304_012518_000000572087_00232_41869_7685.N1	04-MAR-2010 01:25:18	Dark	57.000	4	Alp1Cen	-0.010000	5800.0	114	41869	No
17	GOM_NL__2PRFIN20100304_012637_000000492087_00232_41869_7686.N1	04-MAR-2010 01:26:37	Dark	48.500	10	Bet Cen	0.61000	28000.	97	41869	No
18	GOM_NL__2PRFIN20100304_012828_000000452087_00232_41869_7687.N1	04-MAR-2010 01:28:28	Dark	44.500	77	Eps Cen	2.3030	28000.	89	41869	No
19	GOM_NL__2PRFIN20100304_013009_000000512087_00232_41869_7688.N1	04-MAR-2010 01:30:09	Dark	51.000	26	Gam Cru	1.6240	2900.0	102	41869	No
20	GOM_NL__2PRFIN20100304_013138_000000442087_00232_41869_7689.N1	04-MAR-2010 01:31:38	Dark	44.000	64	Gam Cen	2.2000	10600.	88	41869	No
21	GOM_NL__2PRFIN20100304_013317_000000462087_00232_41869_7690.N1	04-MAR-2010 01:33:17	Straylight	46.000	123	Iot Cen	2.7500	10200.	92	41869	No
22	GOM_NL__2PRFIN20100304_015259_000000422087_00232_41869_7691.N1	04-MAR-2010 01:52:59	Bright	41.500	22	32Alp Leo	1.3600	15200.	83	41869	No
23	GOM_NL__2PRFIN20100304_015531_000000452087_00232_41869_7692.N1	04-MAR-2010 01:55:31	Bright	44.500	51	41Gam1Leo	2.0100	4500.0	89	41869	No
24	GOM_NL__2PRFIN20100304_020413_000000422087_00232_41869_7693.N1	04-MAR-2010 02:04:13	Bright	42.000	174	52Psi UMa	3.0040	4400.0	84	41869	No
25	GOM_NL__2PRFIN20100304_020704_000000402087_00232_41869_7694.N1	04-MAR-2010 02:07:04	Bright	40.000	82	48Bet UMa	2.3650	10600.	80	41869	No
26	GOM_NL__2PRFIN20100304_020827_000000412087_00232_41869_7695.N1	04-MAR-2010 02:08:27	Bright	41.000	36	50Alp UMa	1.8000	6300.0	82	41869	No
27	GOM_NL__2PRFIN20100304_021539_000000392087_00232_41869_7696.N1	04-MAR-2010 02:15:39	Bright	38.500	60	7Bet UMi	2.0810	3950.0	77	41869	No
28	GOM_NL__2PRFIN20100304_022016_000000482087_00232_41869_7697.N1	04-MAR-2010 02:20:16	Bright	47.500	119	14Eta Dra	2.7270	4700.0	95	41869	No
29	GOM_NL__2PRFIN20100304_022447_000000492087_00232_41869_7698.N1	04-MAR-2010 02:24:47	Bright	49.000	130	23Bet Dra	2.7990	5800.0	98	41869	No
30	GOM_NL__2PRFIN20100304_022755_000000352087_00232_41869_7699.N1	04-MAR-2010 02:27:55	Bright	35.000	144	18Del Cyg	2.8600	11000.	70	41869	No
31	GOM_NL__2PRFIN20100304_023004_000000472087_00232_41869_7700.N1	04-MAR-2010 02:30:04	Bright	47.000	5	3Alp Lyr	0.033000	11000.	94	41869	No
32	GOM_NL__2PRFIN20100304_023753_000000412087_00232_41869_7701.N1	04-MAR-2010 02:37:53	Bright	41.000	168	17Zet Aql	2.9860	11000.	82	41869	No
33	GOM_NL__2PRFIN20100304_024746_000000442087_00232_41869_7702.N1	04-MAR-2010 02:47:46	Dark	44.000	155	41Pi Sgr	2.9000	6600.0	88	41869	No
34	GOM_NL__2PRFIN20100304_024938_000000422087_00232_41869_7703.N1	04-MAR-2010 02:49:38	Dark	41.500	57	34Sig Sgr	2.0660	26000.	83	41869	No
35	GOM_NL__2PRFIN20100304_025248_000000452087_00232_41869_7704.N1	04-MAR-2010 02:52:48	Dark	45.000	38	20Eps Sgr	1.8360	11000.	90	41869	No
36	GOM_NL__2PRFIN20100304_025548_000000462087_00232_41869_7705.N1	04-MAR-2010 02:55:48	Dark	46.000	25	35Lam Sco	1.6200	28000.	92	41869	No
37	GOM_NL__2PRFIN20100304_030403_000000492087_00233_41870_7692.N1	04-MAR-2010 03:04:03	Dark	49.000	131	Gam Lup	2.8000	26000.	98	41870	No
38	GOM_NL__2PRFIN20100304_030555_000000432087_00233_41870_7693.N1	04-MAR-2010 03:05:55	Dark	43.000	4	Alp1Cen	-0.010000	5800.0	86	41870	No
39	GOM_NL__2PRFIN20100304_030713_000000432087_00233_41870_7694.N1	04-MAR-2010 03:07:13	Dark	43.000	10	Bet Cen	0.61000	28000.	86	41870	No
40	GOM_NL__2PRFIN20100304_030905_000000432087_00233_41870_7695.N1	04-MAR-2010 03:09:05	Dark	42.500	77	Eps Cen	2.3030	28000.	85	41870	No
41	GOM_NL__2PRFIN20100304_031046_000000442087_00233_41870_7696.N1	04-MAR-2010 03:10:46	Dark	44.000	26	Gam Cru	1.6240	2900.0	88	41870	No
42	GOM_NL__2PRFIN20100304_031215_000000442087_00233_41870_7697.N1	04-MAR-2010 03:12:15	Dark	43.500	64	Gam Cen	2.2000	10600.	87	41870	No

43	GOM_NL__2PRFIN20100304_031354_000000482087_00233_41870_7698.N1	04-MAR-2010 03:13:54	Straylight	48.000	123	lot Cen	2.7500	10200.	96	41870	No
44	GOM_NL__2PRFIN20100304_033335_000000422087_00233_41870_7699.N1	04-MAR-2010 03:33:35	Bright	42.000	22	32Alp Leo	1.3600	15200.	84	41870	No
45	GOM_NL__2PRFIN20100304_033607_000000442087_00233_41870_7700.N1	04-MAR-2010 03:36:07	Bright	44.000	51	41Gam1Leo	2.0100	4500.0	88	41870	No
46	GOM_NL__2PRFIN20100304_034449_000000432087_00233_41870_7701.N1	04-MAR-2010 03:44:49	Bright	43.000	174	52Psi UMa	3.0040	4400.0	86	41870	No
47	GOM_NL__2PRFIN20100304_034740_000000422087_00233_41870_7702.N1	04-MAR-2010 03:47:40	Bright	41.500	82	48Bet UMa	2.3650	10600.	83	41870	No
48	GOM_NL__2PRFIN20100304_034903_000000412087_00233_41870_7703.N1	04-MAR-2010 03:49:03	Bright	40.500	36	50Alp UMa	1.8000	6300.0	81	41870	No
49	GOM_NL__2PRFIN20100304_035615_000000432087_00233_41870_7704.N1	04-MAR-2010 03:56:15	Bright	43.000	60	7Bet UMi	2.0810	3950.0	86	41870	No
50	GOM_NL__2PRFIN20100304_040052_000000492087_00233_41870_7705.N1	04-MAR-2010 04:00:52	Bright	49.000	119	14Eta Dra	2.7270	4700.0	98	41870	No
51	GOM_NL__2PRFIN20100304_040523_000000492087_00233_41870_7706.N1	04-MAR-2010 04:05:23	Bright	49.000	130	23Bet Dra	2.7990	5800.0	98	41870	No
52	GOM_NL__2PRFIN20100304_040831_000000542087_00233_41870_7707.N1	04-MAR-2010 04:08:31	Bright	54.000	144	18Del Cyg	2.8600	11000.	108	41870	No
53	GOM_NL__2PRFIN20100304_041040_000000482087_00233_41870_7708.N1	04-MAR-2010 04:10:40	Bright	48.000	5	3Alp Lyr	0.033000	11000.	96	41870	No
54	GOM_NL__2PRFIN20100304_041829_000000432087_00233_41870_7709.N1	04-MAR-2010 04:18:29	Bright	43.000	168	17Zet Aql	2.9860	11000.	86	41870	No
55	GOM_NL__2PRFIN20100304_042823_000000442087_00233_41870_7710.N1	04-MAR-2010 04:28:23	Dark	43.500	155	41Pi Sgr	2.9000	6600.0	87	41870	No
56	GOM_NL__2PRFIN20100304_043014_000000432087_00233_41870_7711.N1	04-MAR-2010 04:30:14	Dark	43.000	57	34Sig Sgr	2.0660	26000.	86	41870	No
57	GOM_NL__2PRFIN20100304_043325_000000492087_00233_41870_7712.N1	04-MAR-2010 04:33:25	Dark	48.500	38	20Eps Sgr	1.8360	11000.	97	41870	No
58	GOM_NL__2PRFIN20100304_043625_000000532087_00233_41870_7713.N1	04-MAR-2010 04:36:25	Dark	53.000	25	35Lam Sco	1.6200	28000.	106	41870	No
59	GOM_NL__2PRFIN20100304_044440_000000512087_00234_41871_7700.N1	04-MAR-2010 04:44:40	Dark	50.500	131	Gam Lup	2.8000	26000.	101	41871	No
60	GOM_NL__2PRFIN20100304_044631_000000432087_00234_41871_7701.N1	04-MAR-2010 04:46:31	Dark	43.000	4	Alp1Cen	-0.010000	5800.0	86	41871	No
61	GOM_NL__2PRFIN20100304_044750_000000482087_00234_41871_7702.N1	04-MAR-2010 04:47:50	Dark	47.500	10	Bet Cen	0.61000	28000.	95	41871	No
62	GOM_NL__2PRFIN20100304_044942_000000432087_00234_41871_7703.N1	04-MAR-2010 04:49:42	Dark	43.000	77	Eps Cen	2.3030	28000.	86	41871	No
63	GOM_NL__2PRFIN20100304_045122_000000462087_00234_41871_7704.N1	04-MAR-2010 04:51:22	Dark	45.500	26	Gam Cru	1.6240	2900.0	91	41871	No
64	GOM_NL__2PRFIN20100304_045252_000000442087_00234_41871_7705.N1	04-MAR-2010 04:52:52	Dark	44.000	64	Gam Cen	2.2000	10600.	88	41871	No
65	GOM_NL__2PRFIN20100304_045431_000000482087_00234_41871_7706.N1	04-MAR-2010 04:54:31	Straylight	48.000	123	lot Cen	2.7500	10200.	96	41871	No
66	GOM_NL__2PRFIN20100304_051410_000000422087_00234_41871_7707.N1	04-MAR-2010 05:14:10	Bright	42.000	22	32Alp Leo	1.3600	15200.	84	41871	No
67	GOM_NL__2PRFIN20100304_051643_000000442087_00234_41871_7708.N1	04-MAR-2010 05:16:43	Bright	43.500	51	41Gam1Leo	2.0100	4500.0	87	41871	No
68	GOM_NL__2PRFIN20100304_052524_000000452087_00234_41871_7709.N1	04-MAR-2010 05:25:24	Bright	45.000	174	52Psi UMa	3.0040	4400.0	90	41871	No
69	GOM_NL__2PRFIN20100304_052816_000000412087_00234_41871_7710.N1	04-MAR-2010 05:28:16	Bright	40.500	82	48Bet UMa	2.3650	10600.	81	41871	No
70	GOM_NL__2PRFIN20100304_052938_000000402087_00234_41871_7711.N1	04-MAR-2010 05:29:38	Bright	40.000	36	50Alp UMa	1.8000	6300.0	80	41871	No
71	GOM_NL__2PRFIN20100304_053650_000000362087_00234_41871_7712.N1	04-MAR-2010 05:36:50	Bright	36.000	60	7Bet UMi	2.0810	3950.0	72	41871	No
72	GOM_NL__2PRFIN20100304_054127_000000482087_00234_41871_7713.N1	04-MAR-2010 05:41:27	Bright	47.500	119	14Eta Dra	2.7270	4700.0	95	41871	No
73	GOM_NL__2PRFIN20100304_054559_000000492087_00234_41871_7714.N1	04-MAR-2010 05:45:59	Bright	48.500	130	23Bet Dra	2.7990	5800.0	97	41871	No
74	GOM_NL__2PRFIN20100304_054907_000000502087_00234_41871_7715.N1	04-MAR-2010 05:49:07	Bright	49.500	144	18Del Cyg	2.8600	11000.	99	41871	No
75	GOM_NL__2PRFIN20100304_055116_000000442087_00234_41871_7716.N1	04-MAR-2010 05:51:16	Bright	43.500	5	3Alp Lyr	0.033000	11000.	87	41871	No
76	GOM_NL__2PRFIN20100304_055905_000000402087_00234_41871_7717.N1	04-MAR-2010 05:59:05	Bright	39.500	168	17Zet Aql	2.9860	11000.	79	41871	No
77	GOM_NL__2PRFIN20100304_060859_000000432087_00234_41871_7718.N1	04-MAR-2010 06:08:59	Dark	42.500	155	41Pi Sgr	2.9000	6600.0	85	41871	No
78	GOM_NL__2PRFIN20100304_061051_000000442087_00234_41871_7719.N1	04-MAR-2010 06:10:51	Dark	43.500	57	34Sig Sgr	2.0660	26000.	87	41871	No
79	GOM_NL__2PRFIN20100304_061401_000000482087_00234_41871_7720.N1	04-MAR-2010 06:14:01	Dark	47.500	38	20Eps Sgr	1.8360	11000.	95	41871	No
80	GOM_NL__2PRFIN20100304_061702_000000462087_00234_41871_7721.N1	04-MAR-2010 06:17:02	Dark	45.500	25	35Lam Sco	1.6200	28000.	91	41871	No
81	GOM_NL__2PRFIN20100304_094632_000000502087_00237_41874_7732.N1	04-MAR-2010 09:46:32	Dark	50.000	131	Gam Lup	2.8000	26000.	100	41874	No
82	GOM_NL__2PRFIN20100304_094821_000000432087_00237_41874_7733.N1	04-MAR-2010 09:48:21	Dark	42.500	4	Alp1Cen	-0.010000	5800.0	85	41874	No
83	GOM_NL__2PRFIN20100304_094939_000000432087_00237_41874_7734.N1	04-MAR-2010 09:49:39	Dark	43.000	10	Bet Cen	0.61000	28000.	86	41874	No
84	GOM_NL__2PRFIN20100304_095131_000000502087_00237_41874_7735.N1	04-MAR-2010 09:51:31	Dark	50.000	77	Eps Cen	2.3030	28000.	100	41874	No
85	GOM_NL__2PRFIN20100304_095312_000000502087_00237_41874_7736.N1	04-MAR-2010 09:53:12	Dark	49.500	26	Gam Cru	1.6240	2900.0	99	41874	No
86	GOM_NL__2PRFIN20100304_095441_000000462087_00237_41874_7737.N1	04-MAR-2010 09:54:41	Dark	45.500	64	Gam Cen	2.2000	10600.	91	41874	No
87	GOM_NL__2PRFIN20100304_095621_000000532087_00237_41874_7738.N1	04-MAR-2010 09:56:21	Straylight	52.500	123	lot Cen	2.7500	10200.	105	41874	No
88	GOM_NL__2PRFIN20100304_101558_000000422087_00237_41874_7739.N1	04-MAR-2010 10:15:58	Bright	42.000	22	32Alp Leo	1.3600	15200.	84	41874	No
89	GOM_NL__2PRFIN20100304_101830_000000442087_00237_41874_7740.N1	04-MAR-2010 10:18:30	Bright	43.500	51	41Gam1Leo	2.0100	4500.0	87	41874	No
90	GOM_NL__2PRFIN20100304_102710_000000422087_00237_41874_7741.N1	04-MAR-2010 10:27:10	Bright	42.000	174	52Psi UMa	3.0040	4400.0	84	41874	No
91	GOM_NL__2PRFIN20100304_103002_000000412087_00237_41874_7742.N1	04-MAR-2010 10:30:02	Bright	41.000	82	48Bet UMa	2.3650	10600.	82	41874	No
92	GOM_NL__2PRFIN20100304_103125_000000412087_00237_41874_7743.N1	04-MAR-2010 10:31:25	Bright	41.000	36	50Alp UMa	1.8000	6300.0	82	41874	No
93	GOM_NL__2PRFIN20100304_103837_000000442087_00237_41874_7744.N1	04-MAR-2010 10:38:37	Bright	43.500	60	7Bet UMi	2.0810	3950.0	87	41874	No
94	GOM_NL__2PRFIN20100304_104314_000000462087_00237_41874_7745.N1	04-MAR-2010 10:43:14	Bright	46.000	119	14Eta Dra	2.7270	4700.0	92	41874	No
95	GOM_NL__2PRFIN20100304_104745_000000492087_00237_41874_7746.N1	04-MAR-2010 10:47:45	Bright	49.000	130	23Bet Dra	2.7990	5800.0	98	41874	No
96	GOM_NL__2PRFIN20100304_105055_000000382087_00237_41874_7747.N1	04-MAR-2010 10:50:55	Bright	37.500	144	18Del Cyg	2.8600	11000.	75	41874	No
97	GOM_NL__2PRFIN20100304_105304_000000472087_00237_41874_7748.N1	04-MAR-2010 10:53:04	Bright	46.500	5	3Alp Lyr	0.033000	11000.	93	41874	No
98	GOM_NL__2PRFIN20100304_110054_000000442087_00237_41874_7749.N1	04-MAR-2010 11:00:54	Bright	44.000	168	17Zet Aql	2.9860	11000.	88	41874	No
99	GOM_NL__2PRFIN20100304_111048_000000422087_00237_41874_7750.N1	04-MAR-2010 11:10:48	Dark	41.500	155	41Pi Sgr	2.9000	6600.0	83	41874	No
100	GOM_NL__2PRFIN20100304_111240_000000432087_00237_41874_7751.N1	04-MAR-2010 11:12:40	Dark	42.500	57	34Sig Sgr	2.0660	26000.	85	41874	No
101	GOM_NL__2PRFIN20100304_111551_000000422087_00237_41874_7752.N1	04-MAR-2010 11:15:51	Dark	41.500	38	20Eps Sgr	1.8360	11000.	83	41874	No

102	GOM_NL__2PRFIN20100304_111852_000000462087_00237_41874_7753.N1	04-MAR-2010 11:18:52	Dark	46.000	25	35Lam Sco	1.6200	28000.	92	41874	No
103	GOM_NL__2PRFIN20100304_112709_000000512087_00238_41875_7741.N1	04-MAR-2010 11:27:09	Dark	50.500	131	Gam Lup	2.8000	26000.	101	41875	No
104	GOM_NL__2PRFIN20100304_112857_000000462087_00238_41875_7742.N1	04-MAR-2010 11:28:57	Dark	45.500	4	Alp1Cen	-0.010000	5800.0	91	41875	No
105	GOM_NL__2PRFIN20100304_113016_000000442087_00238_41875_7743.N1	04-MAR-2010 11:30:16	Dark	43.500	10	Bet Cen	0.61000	28000.	87	41875	No
106	GOM_NL__2PRFIN20100304_113208_000000432087_00238_41875_7744.N1	04-MAR-2010 11:32:08	Dark	43.000	77	Eps Cen	2.3030	28000.	86	41875	No
107	GOM_NL__2PRFIN20100304_113348_000000482087_00238_41875_7745.N1	04-MAR-2010 11:33:48	Dark	47.500	26	Gam Cru	1.6240	2900.0	95	41875	No
108	GOM_NL__2PRFIN20100304_113518_000000442087_00238_41875_7746.N1	04-MAR-2010 11:35:18	Dark	43.500	64	Gam Cen	2.2000	10600.	87	41875	No
109	GOM_NL__2PRFIN20100304_113658_000000532087_00238_41875_7747.N1	04-MAR-2010 11:36:58	Straylight	52.500	123	lot Cen	2.7500	10200.	105	41875	No
110	GOM_NL__2PRFIN20100304_115634_000000432087_00238_41875_7748.N1	04-MAR-2010 11:56:34	Bright	43.000	22	32Alp Leo	1.3600	15200.	86	41875	No
111	GOM_NL__2PRFIN20100304_115905_000000432087_00238_41875_7749.N1	04-MAR-2010 11:59:05	Bright	42.500	51	41Gam1Leo	2.0100	4500.0	85	41875	No
112	GOM_NL__2PRFIN20100304_120745_000000422087_00238_41875_7750.N1	04-MAR-2010 12:07:45	Bright	41.500	174	52Psi UMa	3.0040	4400.0	83	41875	No
113	GOM_NL__2PRFIN20100304_121038_000000412087_00238_41875_7751.N1	04-MAR-2010 12:10:38	Bright	41.000	82	48Bet UMa	2.3650	10600.	82	41875	No
114	GOM_NL__2PRFIN20100304_121200_000000432087_00238_41875_7752.N1	04-MAR-2010 12:12:00	Bright	43.000	36	50Alp UMa	1.8000	6300.0	86	41875	No
115	GOM_NL__2PRFIN20100304_121913_000000412087_00238_41875_7753.N1	04-MAR-2010 12:19:13	Bright	41.000	60	7Bet UMi	2.0810	3950.0	82	41875	No
116	GOM_NL__2PRFIN20100304_122349_000000452087_00238_41875_7754.N1	04-MAR-2010 12:23:49	Bright	44.500	119	14Eta Dra	2.7270	4700.0	89	41875	No
117	GOM_NL__2PRFIN20100304_122821_000000492087_00238_41875_7755.N1	04-MAR-2010 12:28:21	Bright	48.500	130	23Bet Dra	2.7990	5800.0	97	41875	No
118	GOM_NL__2PRFIN20100304_123131_000000352087_00238_41875_7756.N1	04-MAR-2010 12:31:31	Bright	35.000	144	18Del Cyg	2.8600	11000.	70	41875	No
119	GOM_NL__2PRFIN20100304_123340_000000462087_00238_41875_7757.N1	04-MAR-2010 12:33:40	Bright	45.500	5	3Alp Lyr	0.033000	11000.	91	41875	No
120	GOM_NL__2PRFIN20100304_124130_000000412087_00238_41875_7758.N1	04-MAR-2010 12:41:30	Bright	41.000	168	17Zet Aql	2.9860	11000.	82	41875	No
121	GOM_NL__2PRFIN20100304_125125_000000432087_00238_41875_7759.N1	04-MAR-2010 12:51:25	Dark	43.000	155	41Pi Sgr	2.9000	6600.0	86	41875	No
122	GOM_NL__2PRFIN20100304_125317_000000412087_00238_41875_7760.N1	04-MAR-2010 12:53:17	Dark	41.000	57	34Sig Sgr	2.0660	26000.	82	41875	No
123	GOM_NL__2PRFIN20100304_125628_000000472087_00238_41875_7761.N1	04-MAR-2010 12:56:28	Dark	47.000	38	20Eps Sgr	1.8360	11000.	94	41875	No
124	GOM_NL__2PRFIN20100304_125929_000000532087_00238_41875_7762.N1	04-MAR-2010 12:59:29	Dark	52.500	25	35Lam Sco	1.6200	28000.	105	41875	No
125	GOM_NL__2PRFIN20100304_130746_000000502087_00239_41876_7749.N1	04-MAR-2010 13:07:46	Dark	49.500	131	Gam Lup	2.8000	26000.	99	41876	No
126	GOM_NL__2PRFIN20100304_130934_000000452087_00239_41876_7750.N1	04-MAR-2010 13:09:34	Dark	45.000	4	Alp1Cen	-0.010000	5800.0	90	41876	No
127	GOM_NL__2PRFIN20100304_131052_000000452087_00239_41876_7751.N1	04-MAR-2010 13:10:52	Dark	45.000	10	Bet Cen	0.61000	28000.	90	41876	No
128	GOM_NL__2PRFIN20100304_131244_000000422087_00239_41876_7752.N1	04-MAR-2010 13:12:44	Dark	41.500	77	Eps Cen	2.3030	28000.	83	41876	No
129	GOM_NL__2PRFIN20100304_131424_000000552087_00239_41876_7753.N1	04-MAR-2010 13:14:24	Dark	54.500	26	Gam Cru	1.6240	2900.0	109	41876	No
130	GOM_NL__2PRFIN20100304_131554_000000432087_00239_41876_7754.N1	04-MAR-2010 13:15:54	Dark	42.500	64	Gam Cen	2.2000	10600.	85	41876	No
131	GOM_NL__2PRFIN20100304_131735_000000552087_00239_41876_7755.N1	04-MAR-2010 13:17:35	Straylight	54.500	123	lot Cen	2.7500	10200.	109	41876	No
132	GOM_NL__2PRFIN20100304_133709_000000422087_00239_41876_7756.N1	04-MAR-2010 13:37:09	Bright	41.500	22	32Alp Leo	1.3600	15200.	83	41876	No
133	GOM_NL__2PRFIN20100304_133941_000000452087_00239_41876_7757.N1	04-MAR-2010 13:39:41	Bright	44.500	51	41Gam1Leo	2.0100	4500.0	89	41876	No
134	GOM_NL__2PRFIN20100304_134821_000000442087_00239_41876_7758.N1	04-MAR-2010 13:48:21	Bright	43.500	174	52Psi UMa	3.0040	4400.0	87	41876	No
135	GOM_NL__2PRFIN20100304_135113_000000572087_00239_41876_7759.N1	04-MAR-2010 13:51:13	Bright	56.500	82	48Bet UMa	2.3650	10600.	113	41876	No
136	GOM_NL__2PRFIN20100304_135236_000000412087_00239_41876_7760.N1	04-MAR-2010 13:52:36	Bright	41.000	36	50Alp UMa	1.8000	6300.0	82	41876	No
137	GOM_NL__2PRFIN20100304_135948_000000412087_00239_41876_7761.N1	04-MAR-2010 13:59:48	Bright	41.000	60	7Bet UMi	2.0810	3950.0	82	41876	No
138	GOM_NL__2PRFIN20100304_140425_000000472087_00239_41876_7762.N1	04-MAR-2010 14:04:25	Bright	47.000	119	14Eta Dra	2.7270	4700.0	94	41876	No
139	GOM_NL__2PRFIN20100304_140856_000000512087_00239_41876_7763.N1	04-MAR-2010 14:08:56	Bright	50.500	130	23Bet Dra	2.7990	5800.0	101	41876	No
140	GOM_NL__2PRFIN20100304_141207_000000362087_00239_41876_7764.N1	04-MAR-2010 14:12:07	Bright	35.500	144	18Del Cyg	2.8600	11000.	71	41876	No
141	GOM_NL__2PRFIN20100304_141416_000000442087_00239_41876_7765.N1	04-MAR-2010 14:14:16	Bright	43.500	5	3Alp Lyr	0.033000	11000.	87	41876	No
142	GOM_NL__2PRFIN20100304_142207_000000422087_00239_41876_7766.N1	04-MAR-2010 14:22:07	Bright	42.000	168	17Zet Aql	2.9860	11000.	84	41876	No
143	GOM_NL__2PRFIN20100304_143201_000000432087_00239_41876_7767.N1	04-MAR-2010 14:32:01	Dark	42.500	155	41Pi Sgr	2.9000	6600.0	85	41876	No
144	GOM_NL__2PRFIN20100304_143353_000000442087_00239_41876_7768.N1	04-MAR-2010 14:33:53	Dark	43.500	57	34Sig Sgr	2.0660	26000.	87	41876	No
145	GOM_NL__2PRFIN20100304_143704_000000482087_00239_41876_7769.N1	04-MAR-2010 14:37:04	Dark	47.500	38	20Eps Sgr	1.8360	11000.	95	41876	No
146	GOM_NL__2PRFIN20100304_144006_000000532087_00239_41876_7770.N1	04-MAR-2010 14:40:06	Dark	52.500	25	35Lam Sco	1.6200	28000.	105	41876	No
147	GOM_NL__2PRFIN20100304_144823_000000532087_00240_41877_7757.N1	04-MAR-2010 14:48:23	Dark	52.500	131	Gam Lup	2.8000	26000.	105	41877	No
148	GOM_NL__2PRFIN20100304_145010_000000442087_00240_41877_7758.N1	04-MAR-2010 14:50:10	Dark	44.000	4	Alp1Cen	-0.010000	5800.0	88	41877	No
149	GOM_NL__2PRFIN20100304_145129_000000442087_00240_41877_7759.N1	04-MAR-2010 14:51:29	Dark	44.000	10	Bet Cen	0.61000	28000.	88	41877	No
150	GOM_NL__2PRFIN20100304_145321_000000442087_00240_41877_7760.N1	04-MAR-2010 14:53:21	Dark	44.000	77	Eps Cen	2.3030	28000.	88	41877	No
151	GOM_NL__2PRFIN20100304_145500_000000412087_00240_41877_7761.N1	04-MAR-2010 14:55:00	Dark	40.500	26	Gam Cru	1.6240	2900.0	81	41877	No
152	GOM_NL__2PRFIN20100304_145630_000000442087_00240_41877_7762.N1	04-MAR-2010 14:56:30	Dark	43.500	64	Gam Cen	2.2000	10600.	87	41877	No
153	GOM_NL__2PRFIN20100304_145811_000000542087_00240_41877_7763.N1	04-MAR-2010 14:58:11	Straylight	53.500	123	lot Cen	2.7500	10200.	107	41877	No
154	GOM_NL__2PRFIN20100304_151745_000000402087_00240_41877_7764.N1	04-MAR-2010 15:17:45	Bright	40.000	22	32Alp Leo	1.3600	15200.	80	41877	No
155	GOM_NL__2PRFIN20100304_152017_000000422087_00240_41877_7765.N1	04-MAR-2010 15:20:17	Bright	42.000	51	41Gam1Leo	2.0100	4500.0	84	41877	No
156	GOM_NL__2PRFIN20100304_152856_000000442087_00240_41877_7766.N1	04-MAR-2010 15:28:56	Bright	44.000	174	52Psi UMa	3.0040	4400.0	88	41877	No
157	GOM_NL__2PRFIN20100304_153149_000000412087_00240_41877_7767.N1	04-MAR-2010 15:31:49	Bright	41.000	82	48Bet UMa	2.3650	10600.	82	41877	No
158	GOM_NL__2PRFIN20100304_153312_000000402087_00240_41877_7768.N1	04-MAR-2010 15:33:12	Bright	39.500	36	50Alp UMa	1.8000	6300.0	79	41877	No
159	GOM_NL__2PRFIN20100304_154024_000000422087_00240_41877_7769.N1	04-MAR-2010 15:40:24	Bright	41.500	60	7Bet UMi	2.0810	3950.0	83	41877	No
160	GOM_NL__2PRFIN20100304_154500_000000482087_00240_41877_7770.N1	04-MAR-2010 15:45:00	Bright	47.500	119	14Eta Dra	2.7270	4700.0	95	41877	No



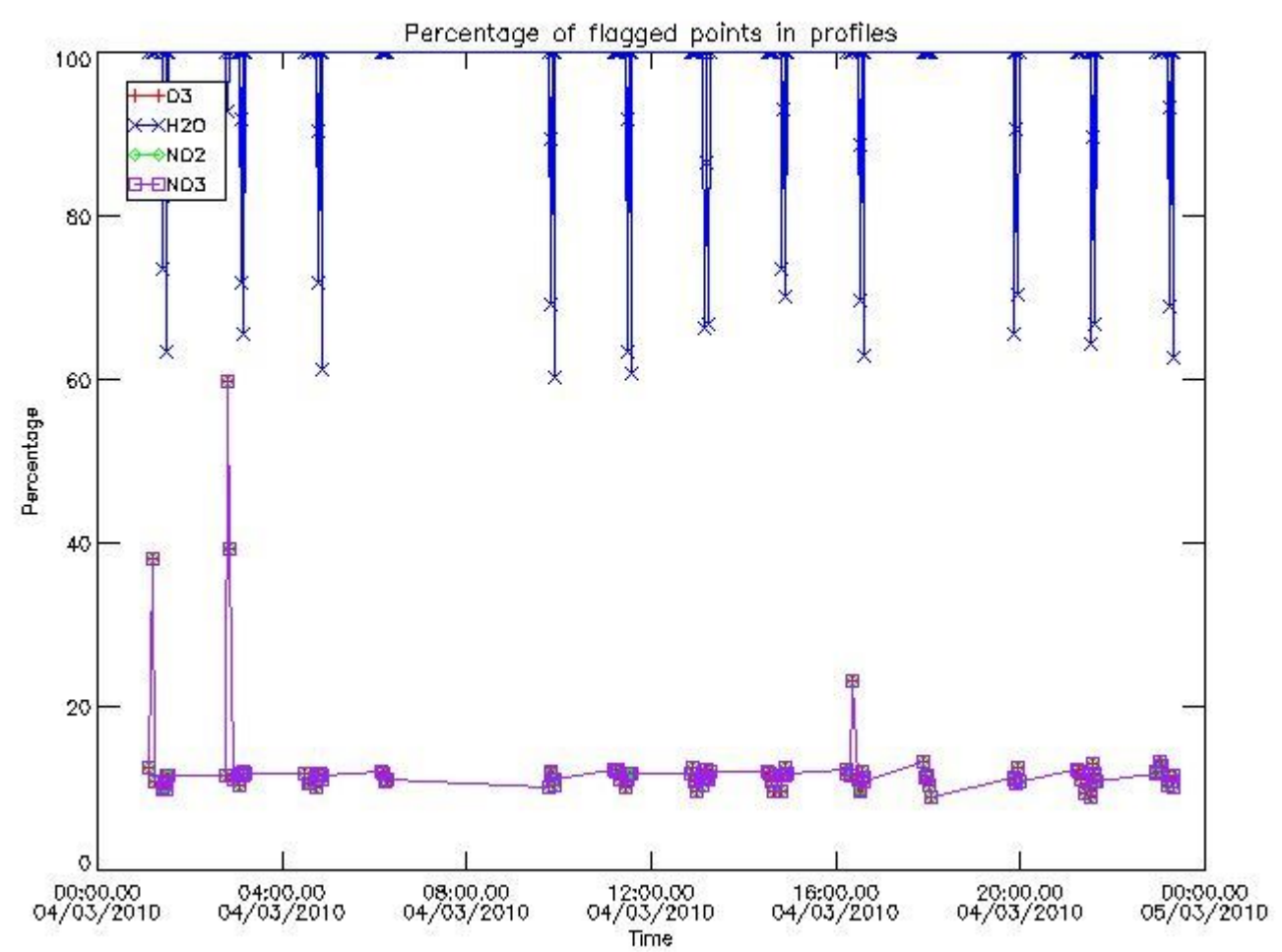
161	GOM_NL__2PRFIN20100304_154933_000000492087_00240_41877_7771.N1	04-MAR-2010 15:49:33	Bright	48.500	130	23Bet Dra	2.7990	5800.0	97	41877	No
162	GOM_NL__2PRFIN20100304_155243_000000352087_00240_41877_7772.N1	04-MAR-2010 15:52:43	Bright	35.000	144	18Del Cyg	2.8600	11000.	70	41877	No
163	GOM_NL__2PRFIN20100304_155452_000000442087_00240_41877_7773.N1	04-MAR-2010 15:54:52	Bright	44.000	5	3Alp Lyr	0.033000	11000.	88	41877	No
164	GOM_NL__2PRFIN20100304_160243_000000442087_00240_41877_7774.N1	04-MAR-2010 16:02:43	Bright	43.500	168	17Zet Aql	2.9860	11000.	87	41877	No
165	GOM_NL__2PRFIN20100304_161238_000000422087_00240_41877_7775.N1	04-MAR-2010 16:12:38	Dark	41.500	155	41Pi Sgr	2.9000	6600.0	83	41877	No
166	GOM_NL__2PRFIN20100304_161430_000000432087_00240_41877_7776.N1	04-MAR-2010 16:14:30	Dark	43.000	57	34Sig Sgr	2.0660	26000.	86	41877	No
167	GOM_NL__2PRFIN20100304_161741_000000442087_00240_41877_7777.N1	04-MAR-2010 16:17:41	Dark	44.000	38	20Eps Sgr	1.8360	11000.	88	41877	No
168	GOM_NL__2PRFIN20100304_162043_000000572087_00240_41877_7778.N1	04-MAR-2010 16:20:43	Dark	57.000	25	35Lam Sco	1.6200	28000.	114	41877	No
169	GOM_NL__2PRFIN20100304_162900_000000512087_00241_41878_7785.N1	04-MAR-2010 16:29:00	Dark	50.500	131	Gam Lup	2.8000	26000.	101	41878	No
170	GOM_NL__2PRFIN20100304_163047_000000522087_00241_41878_7786.N1	04-MAR-2010 16:30:47	Dark	51.500	4	Alp1Cen	-0.010000	5800.0	103	41878	No
171	GOM_NL__2PRFIN20100304_163205_000000542087_00241_41878_7787.N1	04-MAR-2010 16:32:05	Dark	53.500	10	Bet Cen	0.61000	28000.	107	41878	No
172	GOM_NL__2PRFIN20100304_163358_000000432087_00241_41878_7788.N1	04-MAR-2010 16:33:58	Dark	42.500	77	Eps Cen	2.3030	28000.	85	41878	No
173	GOM_NL__2PRFIN20100304_163537_000000452087_00241_41878_7789.N1	04-MAR-2010 16:35:37	Dark	45.000	26	Gam Cru	1.6240	2900.0	90	41878	No
174	GOM_NL__2PRFIN20100304_163707_000000472087_00241_41878_7790.N1	04-MAR-2010 16:37:07	Dark	46.500	64	Gam Cen	2.2000	10600.	93	41878	No
175	GOM_NL__2PRFIN20100304_163848_000000572087_00241_41878_7791.N1	04-MAR-2010 16:38:48	Straylight	56.500	123	lot Cen	2.7500	10200.	113	41878	No
176	GOM_NL__2PRFIN20100304_165821_000000432087_00241_41878_7792.N1	04-MAR-2010 16:58:21	Bright	43.000	22	32Alp Leo	1.3600	15200.	86	41878	No
177	GOM_NL__2PRFIN20100304_170052_000000422087_00241_41878_7793.N1	04-MAR-2010 17:00:52	Bright	42.000	51	41Gam1Leo	2.0100	4500.0	84	41878	No
178	GOM_NL__2PRFIN20100304_170932_000000462087_00241_41878_7794.N1	04-MAR-2010 17:09:32	Bright	45.500	174	52Psi UMa	3.0040	4400.0	91	41878	No
179	GOM_NL__2PRFIN20100304_171224_000000402087_00241_41878_7795.N1	04-MAR-2010 17:12:24	Bright	40.000	82	48Bet UMa	2.3650	10600.	80	41878	No
180	GOM_NL__2PRFIN20100304_171347_000000392087_00241_41878_7796.N1	04-MAR-2010 17:13:47	Bright	38.500	36	50Alp UMa	1.8000	6300.0	77	41878	No
181	GOM_NL__2PRFIN20100304_172059_000000422087_00241_41878_7797.N1	04-MAR-2010 17:20:59	Bright	42.000	60	7Bet UMi	2.0810	3950.0	84	41878	No
182	GOM_NL__2PRFIN20100304_172536_000000472087_00241_41878_7798.N1	04-MAR-2010 17:25:36	Bright	46.500	119	14Eta Dra	2.7270	4700.0	93	41878	No
183	GOM_NL__2PRFIN20100304_173008_000000452087_00241_41878_7799.N1	04-MAR-2010 17:30:08	Bright	45.000	130	23Bet Dra	2.7990	5800.0	90	41878	No
184	GOM_NL__2PRFIN20100304_173319_000000362087_00241_41878_7800.N1	04-MAR-2010 17:33:19	Bright	36.000	144	18Del Cyg	2.8600	11000.	72	41878	No
185	GOM_NL__2PRFIN20100304_173528_000000472087_00241_41878_7801.N1	04-MAR-2010 17:35:28	Bright	47.000	5	3Alp Lyr	0.033000	11000.	94	41878	No
186	GOM_NL__2PRFIN20100304_174319_000000602087_00241_41878_7802.N1	04-MAR-2010 17:43:19	Bright	60.000	168	17Zet Aql	2.9860	11000.	120	41878	No
187	GOM_NL__2PRFIN20100304_175314_000000422087_00241_41878_7803.N1	04-MAR-2010 17:53:14	Dark	42.000	155	41Pi Sgr	2.9000	6600.0	84	41878	No
188	GOM_NL__2PRFIN20100304_175506_000000452087_00241_41878_7804.N1	04-MAR-2010 17:55:06	Dark	45.000	57	34Sig Sgr	2.0660	26000.	90	41878	No
189	GOM_NL__2PRFIN20100304_175818_000000452087_00241_41878_7805.N1	04-MAR-2010 17:58:18	Dark	44.500	38	20Eps Sgr	1.8360	11000.	89	41878	No
190	GOM_NL__2PRFIN20100304_180120_000000502087_00241_41878_7806.N1	04-MAR-2010 18:01:20	Dark	49.500	25	35Lam Sco	1.6200	28000.	99	41878	No
191	GOM_NL__2PRFIN20100304_180342_000000572087_00241_41878_7793.N1	04-MAR-2010 18:03:42	Dark	56.500	75	26Eps Sco	2.2910	4250.0	113	41878	No
192	GOM_NL__2PRFIN20100304_195014_000000502087_00243_41880_7801.N1	04-MAR-2010 19:50:14	Dark	49.500	131	Gam Lup	2.8000	26000.	99	41880	No
193	GOM_NL__2PRFIN20100304_195200_000000462087_00243_41880_7802.N1	04-MAR-2010 19:52:00	Dark	45.500	4	Alp1Cen	-0.010000	5800.0	91	41880	No
194	GOM_NL__2PRFIN20100304_195318_000000482087_00243_41880_7803.N1	04-MAR-2010 19:53:18	Dark	48.000	10	Bet Cen	0.61000	28000.	96	41880	No
195	GOM_NL__2PRFIN20100304_195511_000000492087_00243_41880_7804.N1	04-MAR-2010 19:55:11	Dark	48.500	77	Eps Cen	2.3030	28000.	97	41880	No
196	GOM_NL__2PRFIN20100304_195650_000000412087_00243_41880_7805.N1	04-MAR-2010 19:56:50	Dark	41.000	26	Gam Cru	1.6240	2900.0	82	41880	No
197	GOM_NL__2PRFIN20100304_195820_000000472087_00243_41880_7806.N1	04-MAR-2010 19:58:20	Dark	47.000	64	Gam Cen	2.2000	10600.	94	41880	No
198	GOM_NL__2PRFIN20100304_200001_000000572087_00243_41880_7807.N1	04-MAR-2010 20:00:01	Straylight	57.000	123	lot Cen	2.7500	10200.	114	41880	No
199	GOM_NL__2PRFIN20100304_201933_000000442087_00243_41880_7808.N1	04-MAR-2010 20:19:33	Bright	43.500	22	32Alp Leo	1.3600	15200.	87	41880	No
200	GOM_NL__2PRFIN20100304_202204_000000432087_00243_41880_7809.N1	04-MAR-2010 20:22:04	Bright	43.000	51	41Gam1Leo	2.0100	4500.0	86	41880	No
201	GOM_NL__2PRFIN20100304_203042_000000452087_00243_41880_7810.N1	04-MAR-2010 20:30:42	Bright	44.500	174	52Psi UMa	3.0040	4400.0	89	41880	No
202	GOM_NL__2PRFIN20100304_203335_000000592087_00243_41880_7811.N1	04-MAR-2010 20:33:35	Bright	59.000	82	48Bet UMa	2.3650	10600.	118	41880	No
203	GOM_NL__2PRFIN20100304_203458_000000422087_00243_41880_7812.N1	04-MAR-2010 20:34:58	Bright	41.500	36	50Alp UMa	1.8000	6300.0	83	41880	No
204	GOM_NL__2PRFIN20100304_204210_000000402087_00243_41880_7813.N1	04-MAR-2010 20:42:10	Bright	40.000	60	7Bet UMi	2.0810	3950.0	80	41880	No
205	GOM_NL__2PRFIN20100304_204647_000000482087_00243_41880_7814.N1	04-MAR-2010 20:46:47	Bright	47.500	119	14Eta Dra	2.7270	4700.0	95	41880	No
206	GOM_NL__2PRFIN20100304_205119_000000682087_00243_41880_7815.N1	04-MAR-2010 20:51:19	Bright	68.000	130	23Bet Dra	2.7990	5800.0	136	41880	No
207	GOM_NL__2PRFIN20100304_205431_000000362087_00243_41880_7816.N1	04-MAR-2010 20:54:31	Bright	36.000	144	18Del Cyg	2.8600	11000.	72	41880	No
208	GOM_NL__2PRFIN20100304_205640_000000472087_00243_41880_7817.N1	04-MAR-2010 20:56:40	Bright	47.000	5	3Alp Lyr	0.033000	11000.	94	41880	No
209	GOM_NL__2PRFIN20100304_210432_000000602087_00243_41880_7818.N1	04-MAR-2010 21:04:32	Bright	60.000	168	17Zet Aql	2.9860	11000.	120	41880	No
210	GOM_NL__2PRFIN20100304_211427_000000422087_00243_41880_7819.N1	04-MAR-2010 21:14:27	Dark	41.500	155	41Pi Sgr	2.9000	6600.0	83	41880	No
211	GOM_NL__2PRFIN20100304_211619_000000422087_00243_41880_7820.N1	04-MAR-2010 21:16:19	Dark	42.000	57	34Sig Sgr	2.0660	26000.	84	41880	No
212	GOM_NL__2PRFIN20100304_211931_000000462087_00243_41880_7821.N1	04-MAR-2010 21:19:31	Dark	45.500	38	20Eps Sgr	1.8360	11000.	91	41880	No
213	GOM_NL__2PRFIN20100304_212233_000000552087_00243_41880_7822.N1	04-MAR-2010 21:22:33	Dark	54.500	25	35Lam Sco	1.6200	28000.	109	41880	No
214	GOM_NL__2PRFIN20100304_213051_000000522087_00244_41881_7822.N1	04-MAR-2010 21:30:51	Dark	51.500	131	Gam Lup	2.8000	26000.	103	41881	No
215	GOM_NL__2PRFIN20100304_213237_000000572087_00244_41881_7823.N1	04-MAR-2010 21:32:37	Dark	56.500	4	Alp1Cen	-0.010000	5800.0	113	41881	No
216	GOM_NL__2PRFIN20100304_213355_000000402087_00244_41881_7824.N1	04-MAR-2010 21:33:55	Dark	39.500	10	Bet Cen	0.61000	28000.	79	41881	No
217	GOM_NL__2PRFIN20100304_213547_000000432087_00244_41881_7825.N1	04-MAR-2010 21:35:47	Dark	43.000	77	Eps Cen	2.3030	28000.	86	41881	No
218	GOM_NL__2PRFIN20100304_213726_000000562087_00244_41881_7826.N1	04-MAR-2010 21:37:26	Dark	56.000	26	Gam Cru	1.6240	2900.0	112	41881	No
219	GOM_NL__2PRFIN20100304_213856_000000472087_00244_41881_7827.N1	04-MAR-2010 21:38:56	Dark	47.000	64	Gam Cen	2.2000	10600.	94	41881	No

220	GOM_NL__2PRFIN20100304_214038_000000532087_00244_41881_7828.N1	04-MAR-2010 21:40:38	Straylight	52.500	123	lot Cen	2.7500	10200.	105	41881	No
221	GOM_NL__2PRFIN20100304_220008_000000442087_00244_41881_7829.N1	04-MAR-2010 22:00:08	Bright	43.500	22	32Alp Leo	1.3600	15200.	87	41881	No
222	GOM_NL__2PRFIN20100304_220239_000000432087_00244_41881_7830.N1	04-MAR-2010 22:02:39	Bright	43.000	51	41Gam1Leo	2.0100	4500.0	86	41881	No
223	GOM_NL__2PRFIN20100304_221117_000000452087_00244_41881_7831.N1	04-MAR-2010 22:11:17	Bright	44.500	174	52Psi UMa	3.0040	4400.0	89	41881	No
224	GOM_NL__2PRFIN20100304_221411_000000422087_00244_41881_7832.N1	04-MAR-2010 22:14:11	Bright	41.500	82	48Bet UMa	2.3650	10600.	83	41881	No
225	GOM_NL__2PRFIN20100304_221534_000000412087_00244_41881_7833.N1	04-MAR-2010 22:15:34	Bright	41.000	36	50Alp UMa	1.8000	6300.0	82	41881	No
226	GOM_NL__2PRFIN20100304_222246_000000412087_00244_41881_7834.N1	04-MAR-2010 22:22:46	Bright	41.000	60	7Bet UMi	2.0810	3950.0	82	41881	No
227	GOM_NL__2PRFIN20100304_222722_000000492087_00244_41881_7835.N1	04-MAR-2010 22:27:22	Bright	48.500	119	14Eta Dra	2.7270	4700.0	97	41881	No
228	GOM_NL__2PRFIN20100304_223155_000000472087_00244_41881_7836.N1	04-MAR-2010 22:31:55	Bright	46.500	130	23Bet Dra	2.7990	5800.0	93	41881	No
229	GOM_NL__2PRFIN20100304_223507_000000362087_00244_41881_7837.N1	04-MAR-2010 22:35:07	Bright	35.500	144	18Del Cyg	2.8600	11000.	71	41881	No
230	GOM_NL__2PRFIN20100304_223715_000000492087_00244_41881_7838.N1	04-MAR-2010 22:37:15	Bright	48.500	5	3Alp Lyr	0.033000	11000.	97	41881	No
231	GOM_NL__2PRFIN20100304_224508_000000432087_00244_41881_7839.N1	04-MAR-2010 22:45:08	Bright	42.500	168	17Zet Aql	2.9860	11000.	85	41881	No
232	GOM_NL__2PRFIN20100304_225504_000000432087_00244_41881_7840.N1	04-MAR-2010 22:55:04	Dark	43.000	155	41Pi Sgr	2.9000	6600.0	86	41881	No
233	GOM_NL__2PRFIN20100304_225656_000000432087_00244_41881_7841.N1	04-MAR-2010 22:56:56	Dark	42.500	57	34Sig Sgr	2.0660	26000.	85	41881	No
234	GOM_NL__2PRFIN20100304_230007_000000422087_00244_41881_7842.N1	04-MAR-2010 23:00:07	Dark	42.000	38	20Eps Sgr	1.8360	11000.	84	41881	No
235	GOM_NL__2PRFIN20100304_230310_000000442087_00244_41881_7843.N1	04-MAR-2010 23:03:10	Dark	43.500	25	35Lam Sco	1.6200	28000.	87	41881	No
236	GOM_NL__2PRFIN20100304_231128_000000502087_00245_41882_7826.N1	04-MAR-2010 23:11:28	Dark	49.500	131	Gam Lup	2.8000	26000.	99	41882	No
237	GOM_NL__2PRFIN20100304_231313_000000442087_00245_41882_7827.N1	04-MAR-2010 23:13:13	Dark	44.000	4	Alp1Cen	-0.010000	5800.0	88	41882	No
238	GOM_NL__2PRFIN20100304_231431_000000452087_00245_41882_7828.N1	04-MAR-2010 23:14:31	Dark	44.500	10	Bet Cen	0.61000	28000.	89	41882	No
239	GOM_NL__2PRFIN20100304_231624_000000482087_00245_41882_7829.N1	04-MAR-2010 23:16:24	Dark	47.500	77	Eps Cen	2.3030	28000.	95	41882	No
240	GOM_NL__2PRFIN20100304_231803_000000502087_00245_41882_7830.N1	04-MAR-2010 23:18:03	Dark	50.000	26	Gam Cru	1.6240	2900.0	100	41882	No
241	GOM_NL__2PRFIN20100304_231933_000000442087_00245_41882_7831.N1	04-MAR-2010 23:19:33	Dark	44.000	64	Gam Cen	2.2000	10600.	88	41882	No
242	GOM_NL__2PRFIN20100304_232115_000000532087_00245_41882_7832.N1	04-MAR-2010 23:21:15	Straylight	53.000	123	lot Cen	2.7500	10200.	106	41882	No
243	GOM_NL__2PRFIN20100304_234044_000000422087_00245_41882_7833.N1	04-MAR-2010 23:40:44	Bright	42.000	22	32Alp Leo	1.3600	15200.	84	41882	No
244	GOM_NL__2PRFIN20100304_234315_000000422087_00245_41882_7834.N1	04-MAR-2010 23:43:15	Bright	41.500	51	41Gam1Leo	2.0100	4500.0	83	41882	No
245	GOM_NL__2PRFIN20100304_235153_000000442087_00245_41882_7835.N1	04-MAR-2010 23:51:53	Bright	44.000	174	52Psi UMa	3.0040	4400.0	88	41882	No
246	GOM_NL__2PRFIN20100304_235446_000000412087_00245_41882_7836.N1	04-MAR-2010 23:54:46	Bright	41.000	82	48Bet UMa	2.3650	10600.	82	41882	No
247	GOM_NL__2PRFIN20100304_235609_000000452087_00245_41882_7837.N1	04-MAR-2010 23:56:09	Bright	45.000	36	50Alp UMa	1.8000	6300.0	90	41882	No

### 3. Quality information per product

In this section it is plotted some information contained in the Quality Summary data set of the level 2 products. Only products in dark limb conditions and without errors (error flag in the MPH set to "0") are used.

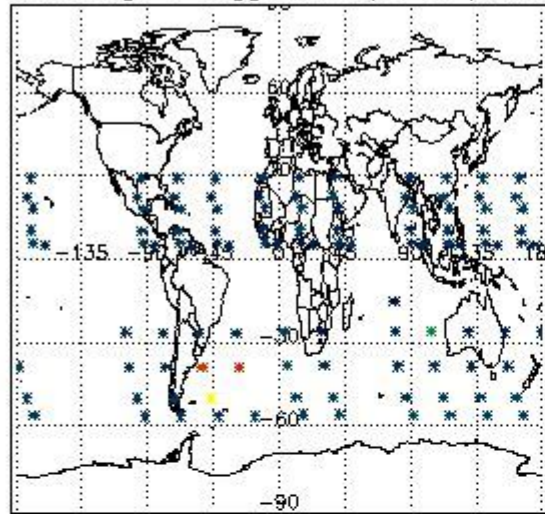
#### 3.1 Plot quality information per product (time dependant)



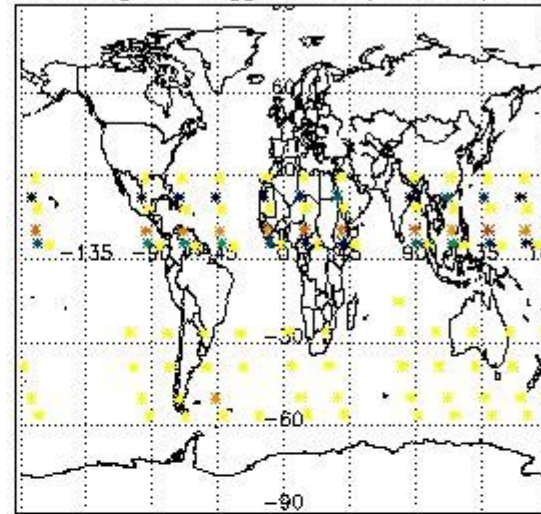
3.2 Plot quality information per product (world map)



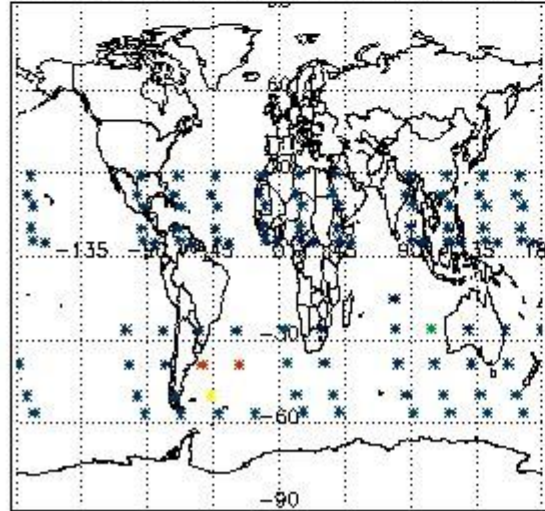
Percentage of flagged data per O3 profile




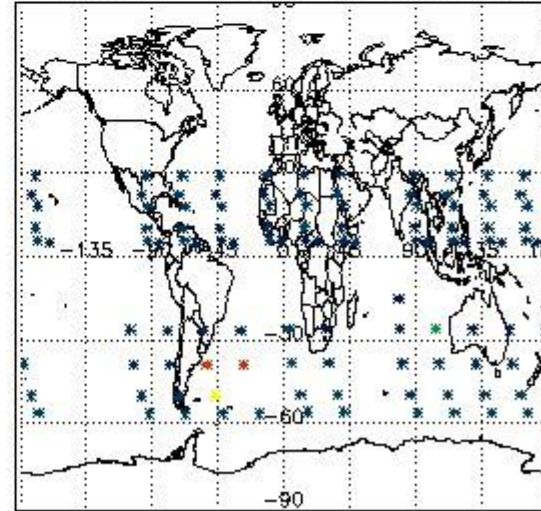
Percentage of flagged data per H2O profile



Percentage of flagged data per NO2 profile



Percentage of flagged data per NO3 profile



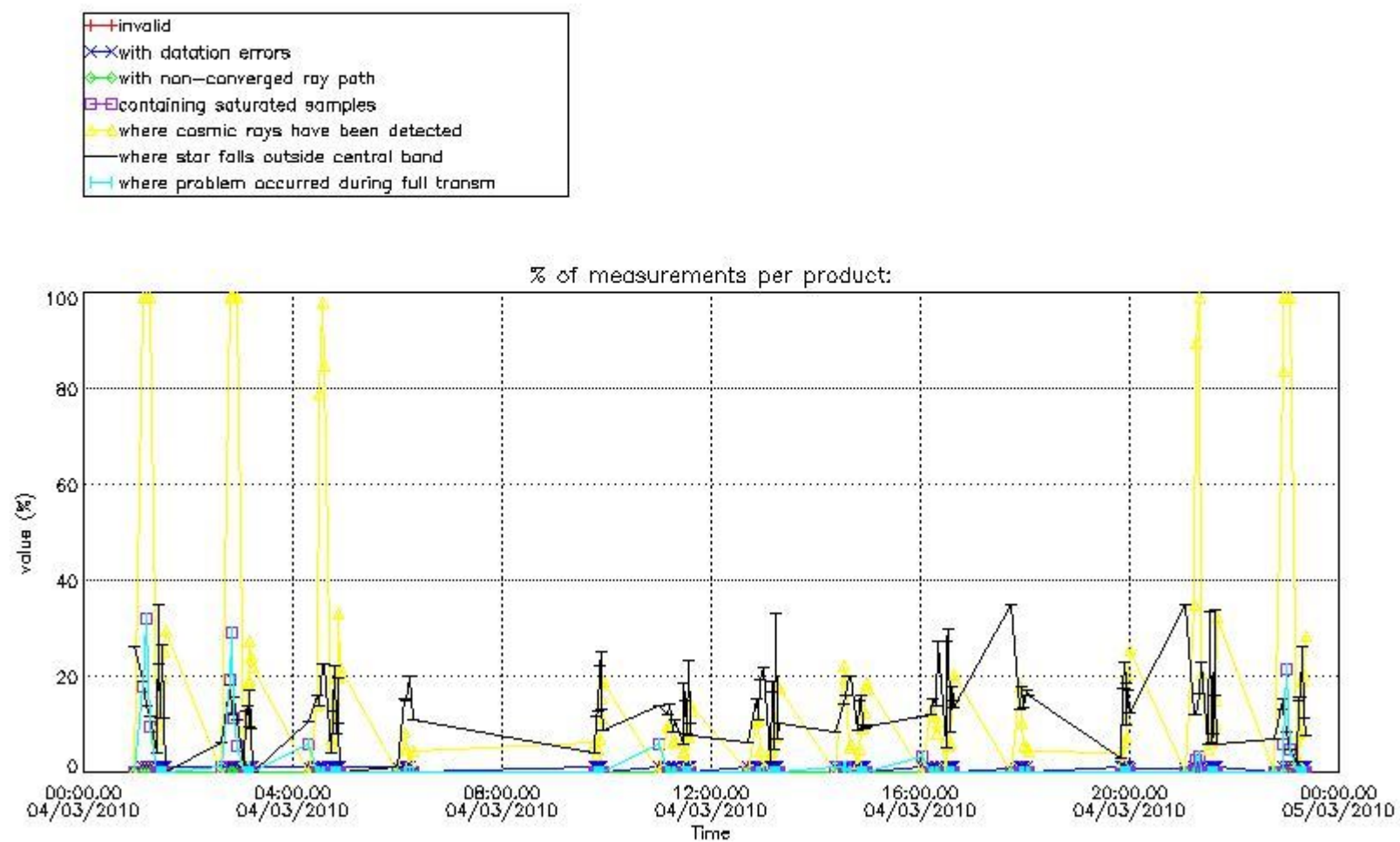
#### 4. Level 1 quality information per product

In this section it is plotted some information contained in the Quality Summary data set of the level 2 products that comes from the level 1b processing. Products without errors (error flag in the MPH set to "0") are used.

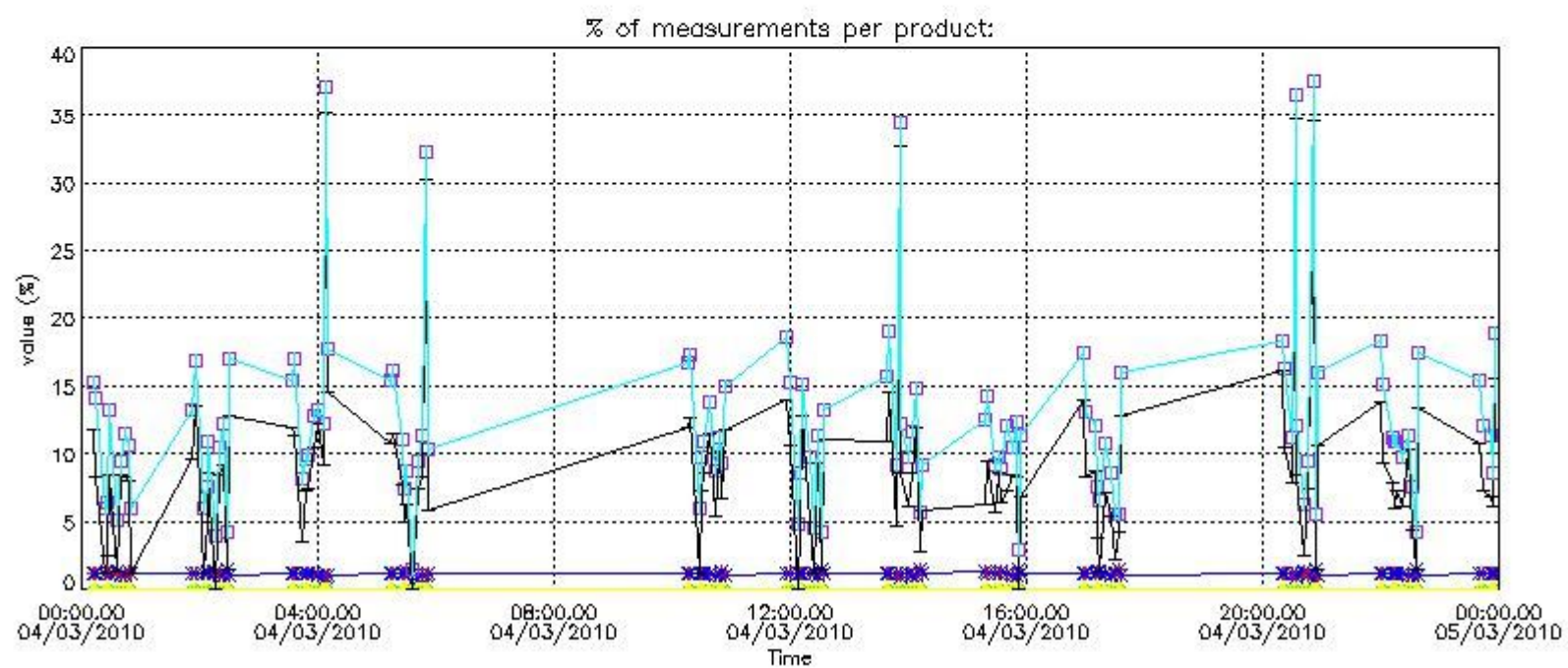
##### 4.1 Plot quality information per product (time dependant) coming from level 1b processing

###### 4.1.1 Plot level 1 quality information per product (time dependant): ENVISAT ASCENDING passes





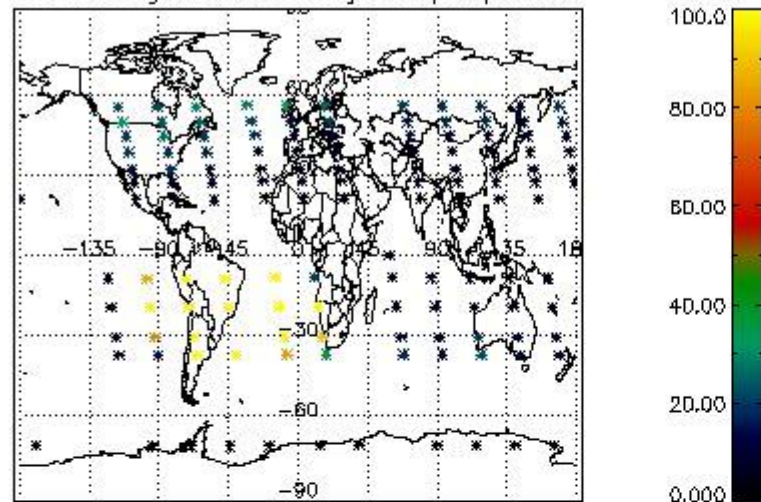
4.1.2 Plot level 1 quality information per product (time dependant): ENVI SAT DESCENDING passes



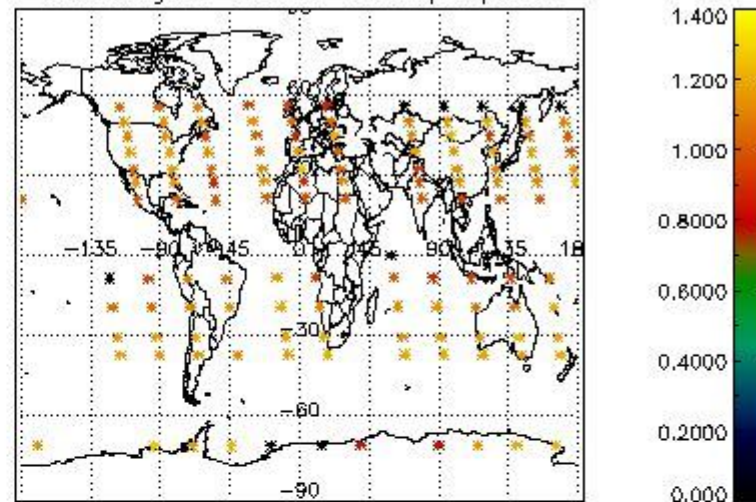
#### 4.2 Plot quality information per product coming from level 1b processing (world map)

##### 4.2.1 Plot level 1 quality information per product (world map): ENVISAT ASCENDING passes

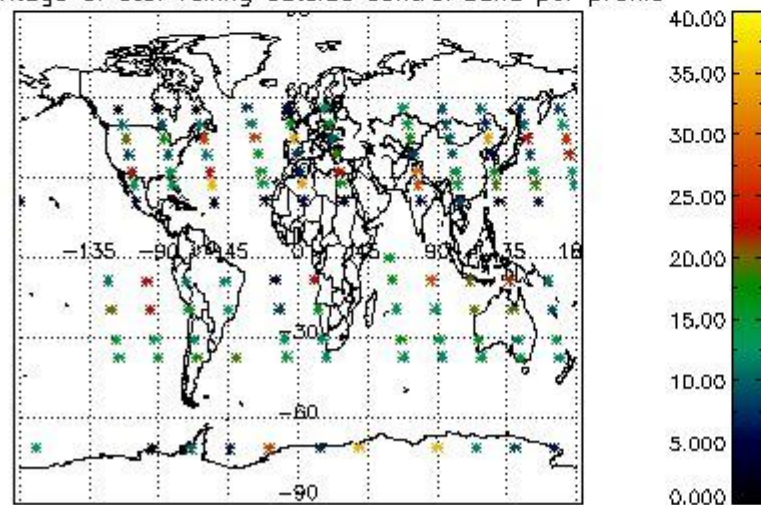
Percentage of cosmic ray hits per profile



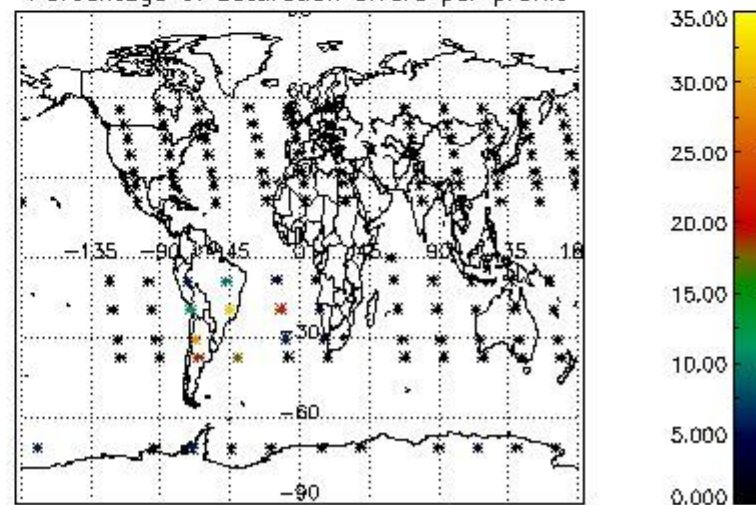
Percentage of datation errors per profile



Percentage of star falling outside central band per profile

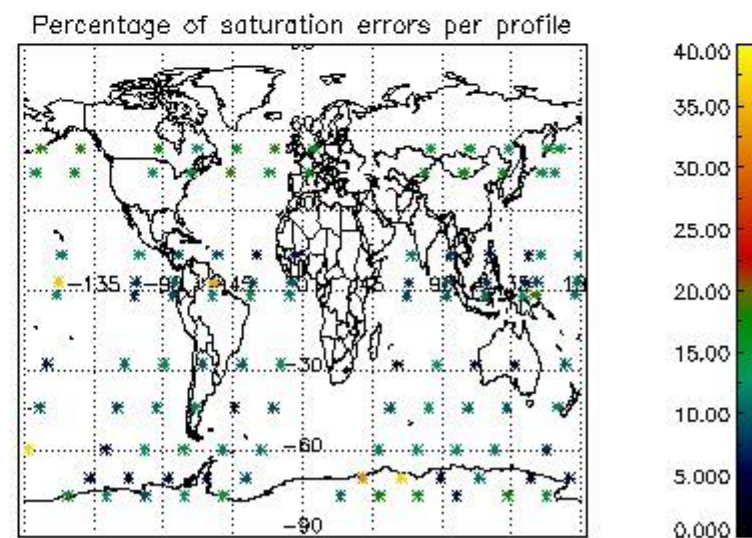
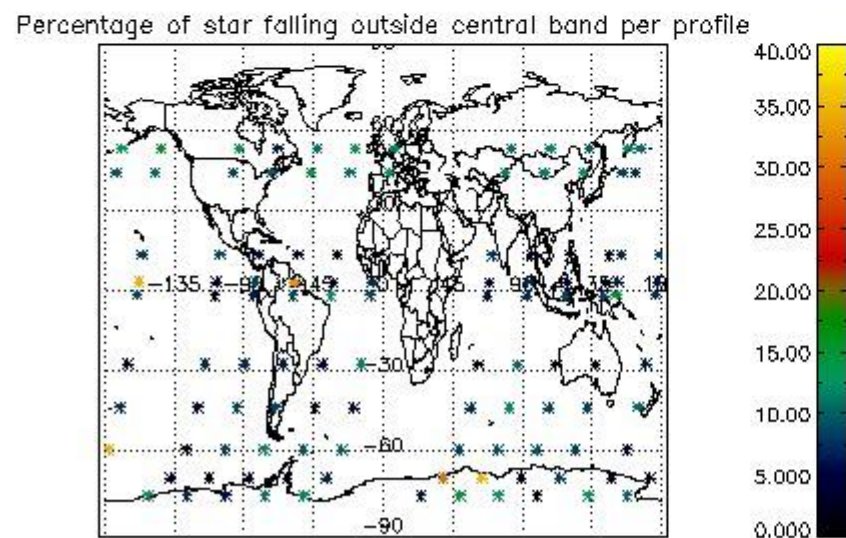
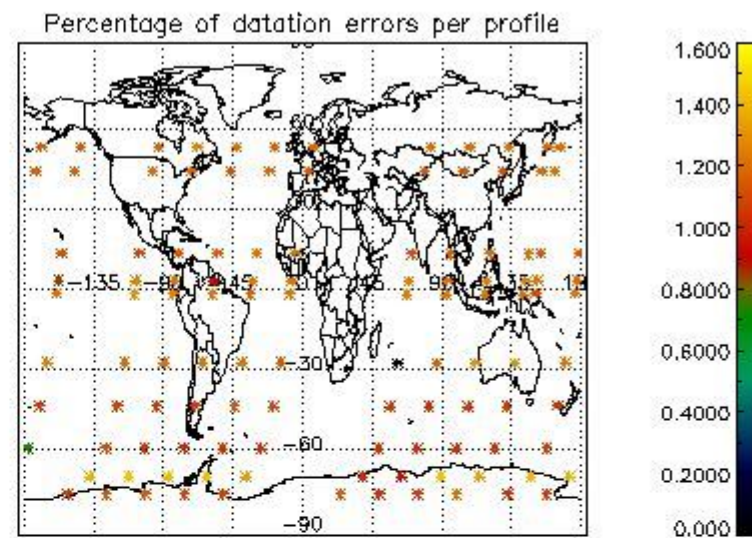
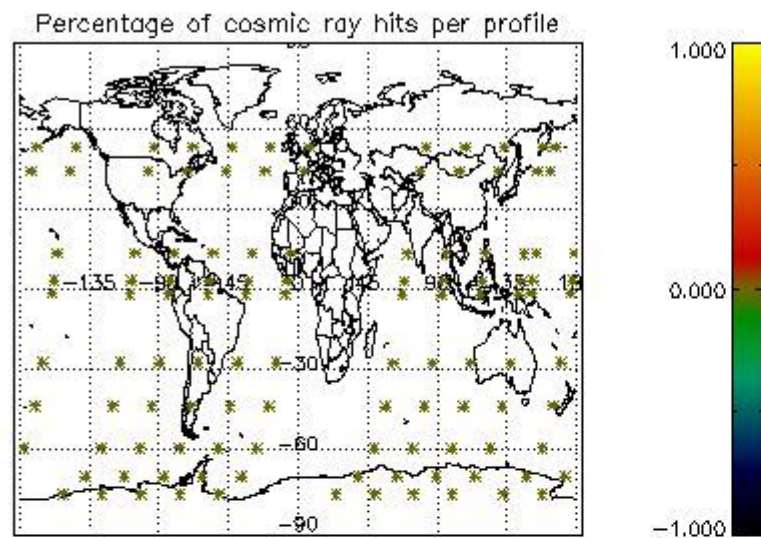


Percentage of saturation errors per profile



4.2.2 Plot level 1 quality information per product (world map): ENVISAT DESCENDING passes





## 5. Trace gas profiles

### 5.1 Ozone statistics based on quality of products

The final quality of the products can be "measured" using the STD (Standard Deviation) attached to every point profile. This information is written to the parameter GOM\_NL\_\_2P/NL\_LOCAL\_SPECIES\_DENSITY/o3\_std of the level 2 products. The table below shows the statistics for given STD ranges.

The statistics are given with respect to the overall valid production:

- Products without fatal errors: GOM\_NL\_\_2P/MPH/PRODUCT\_ERR=0
- Valid point profile: GOM\_NL\_\_2P/NL\_LOCAL\_SPECIES\_DENSITY/pcd(0)=0

The 'Criteria' is applied to valid points of dark limb products:

- Products in dark limb illumination condition: GOM\_NL\_\_2P/NL\_SUMMARY\_QUALITY/obs\_ill\_cond=0
- Products without fatal errors: GOM\_NL\_\_2P/MPH/PRODUCT\_ERR=0
- Valid point profile: GOM\_NL\_\_2P/NL\_LOCAL\_SPECIES\_DENSITY/pcd(0)=0

So, the table below shows the percentage of dark limb and valid observations for each criteria with respect to the overall valid daily observations.

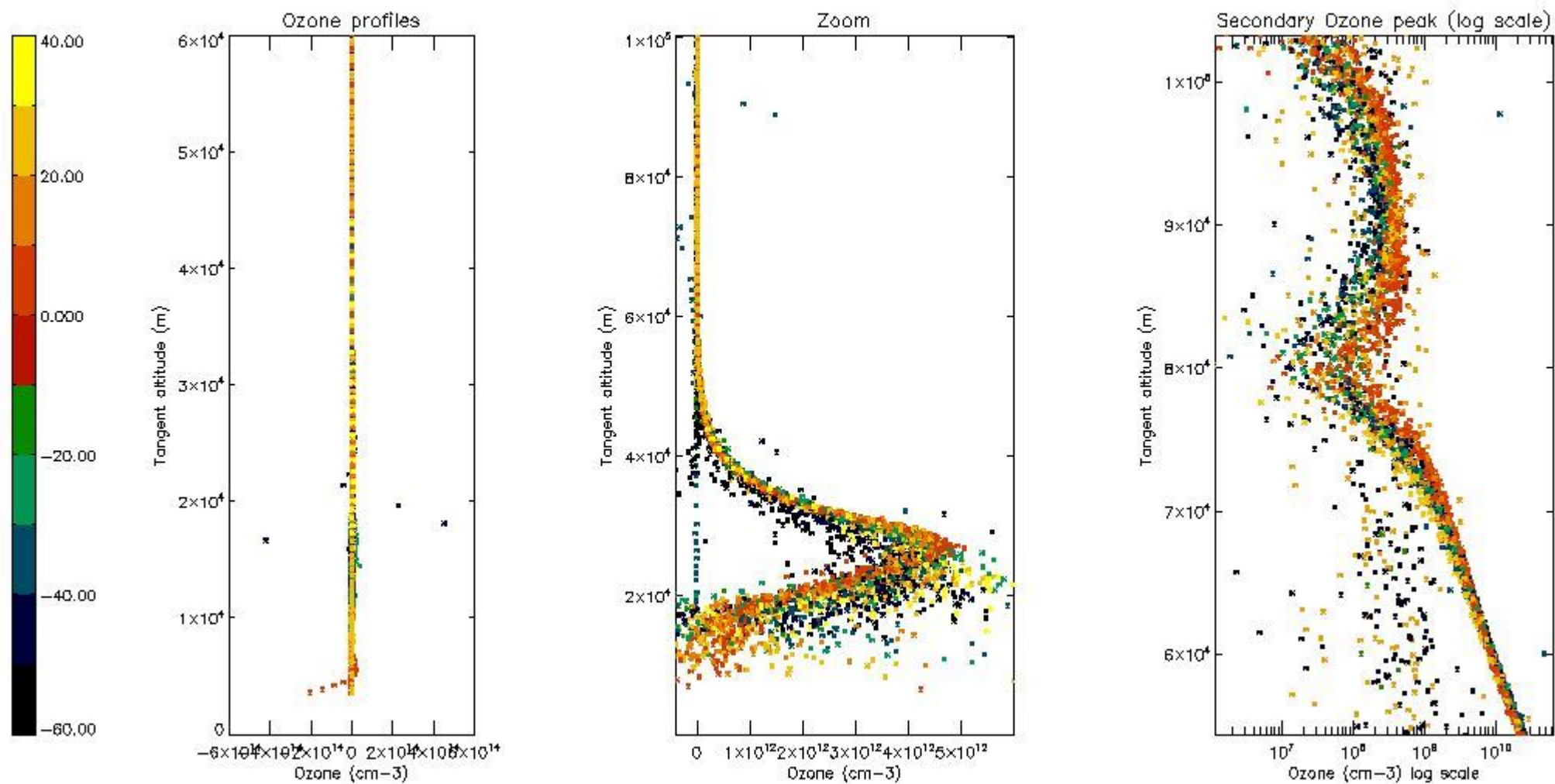
Criteria	% of total production
All STD	46
STD < 20	25



STD < 10	20
STD < 5	14

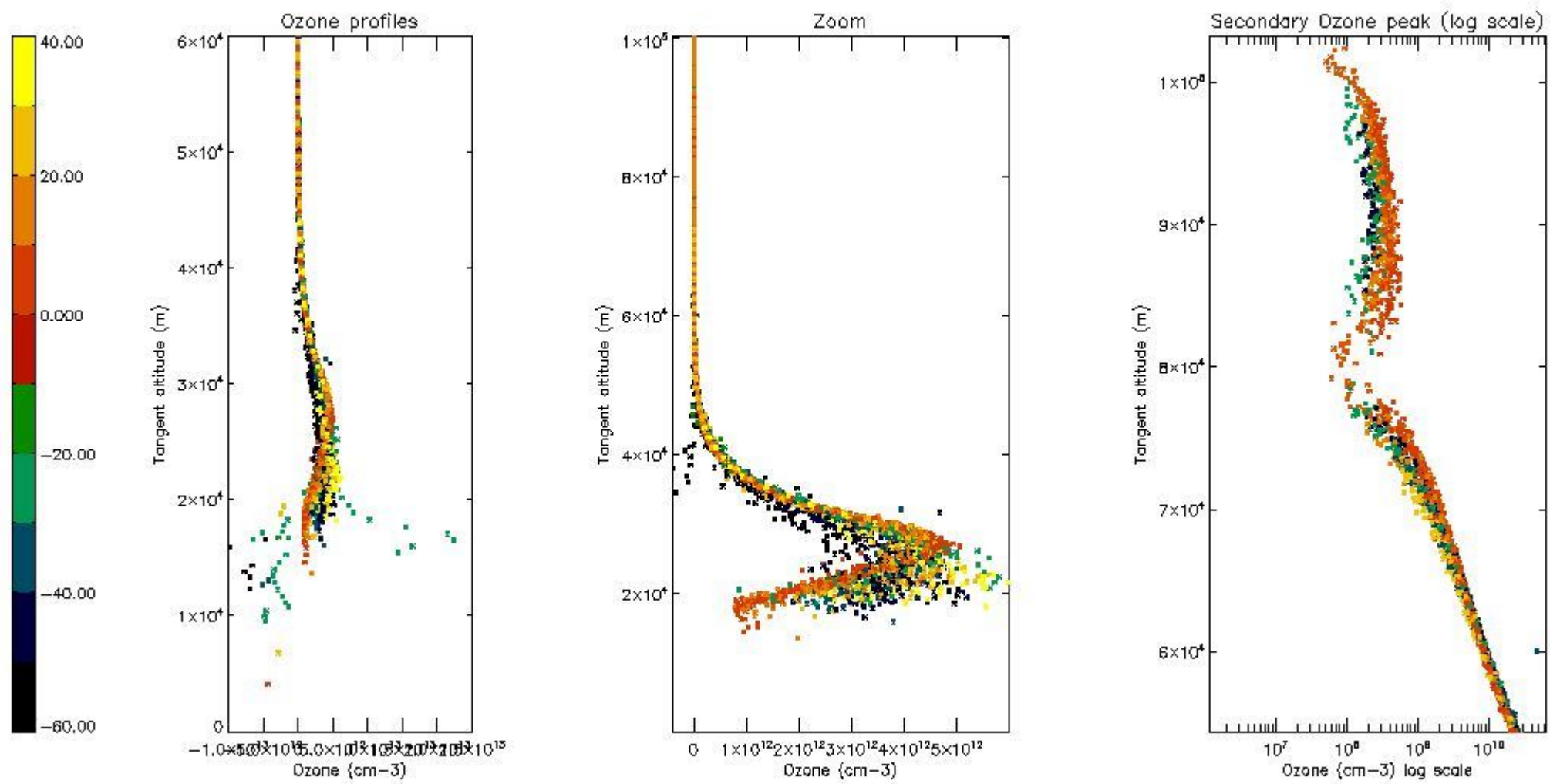
5.2 Plot ozone profiles for all STD (dark without errors)

The colorbar represents the latitude.



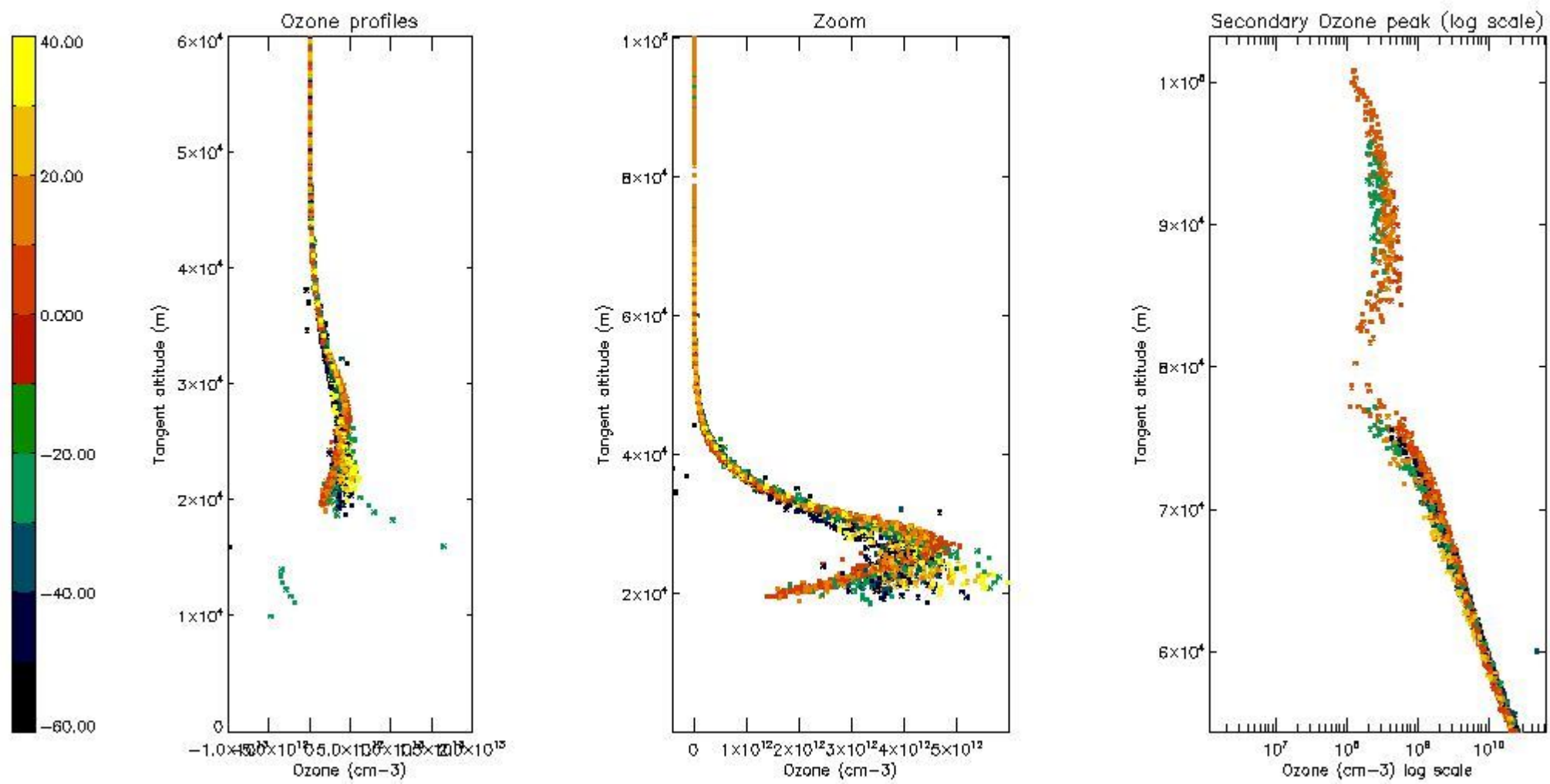
5.3 Plot ozone profiles where STD < 20% (dark without errors)

The colorbar represents the latitude.



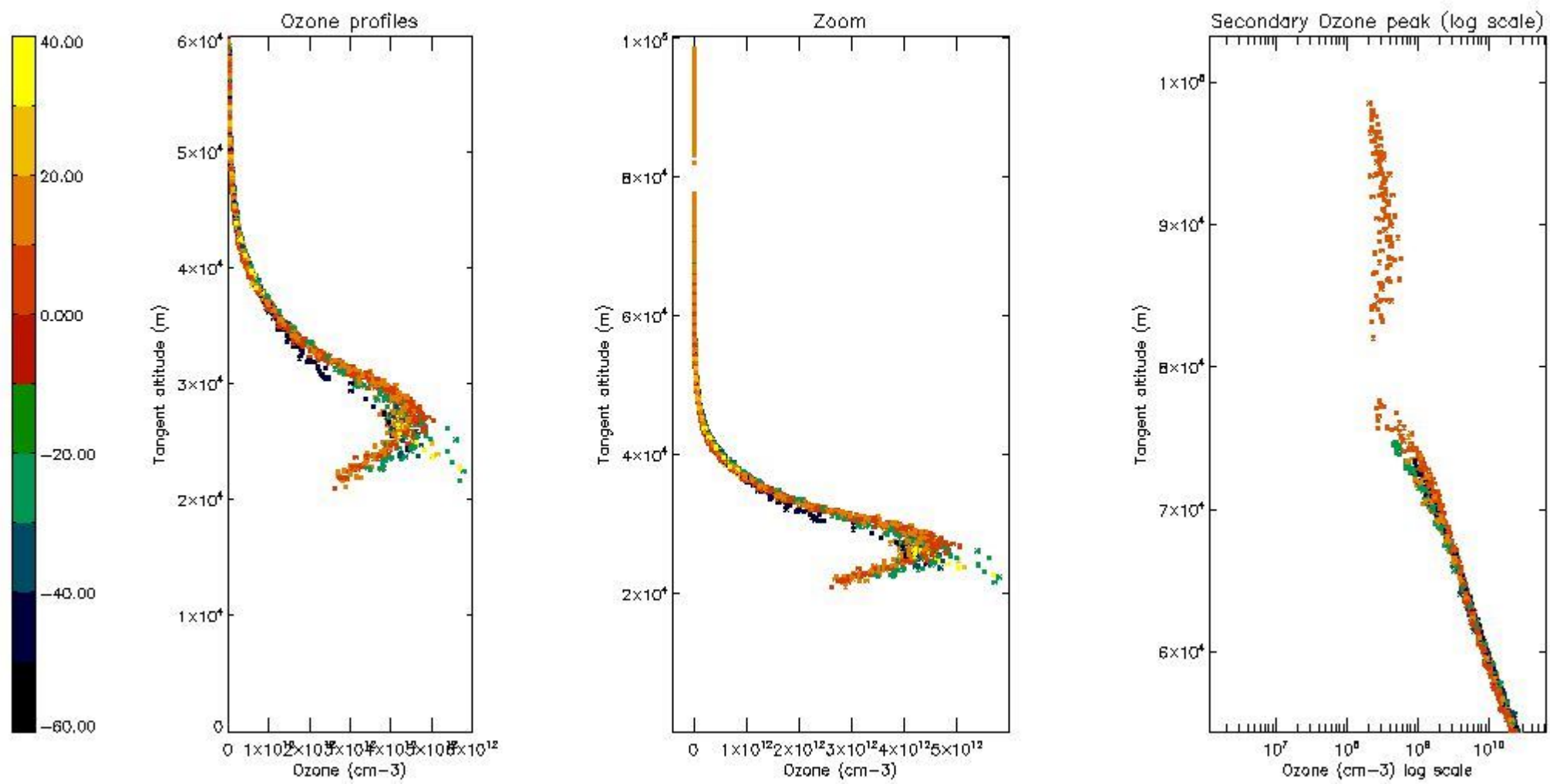
*5.4 Plot ozone profiles where  $STD < 10\%$  (dark without errors)*

The colorbar represents the latitude.



*5.5 Plot ozone profiles where  $STD < 5\%$  (dark without errors)*

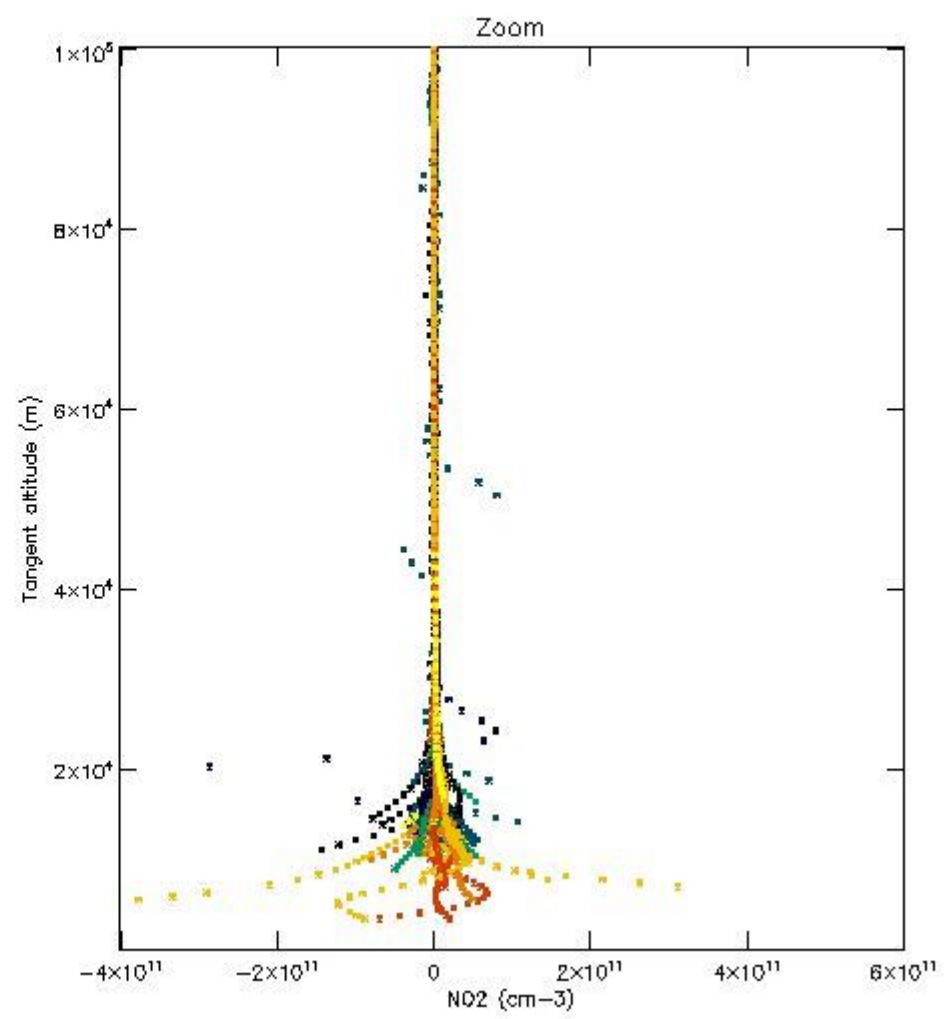
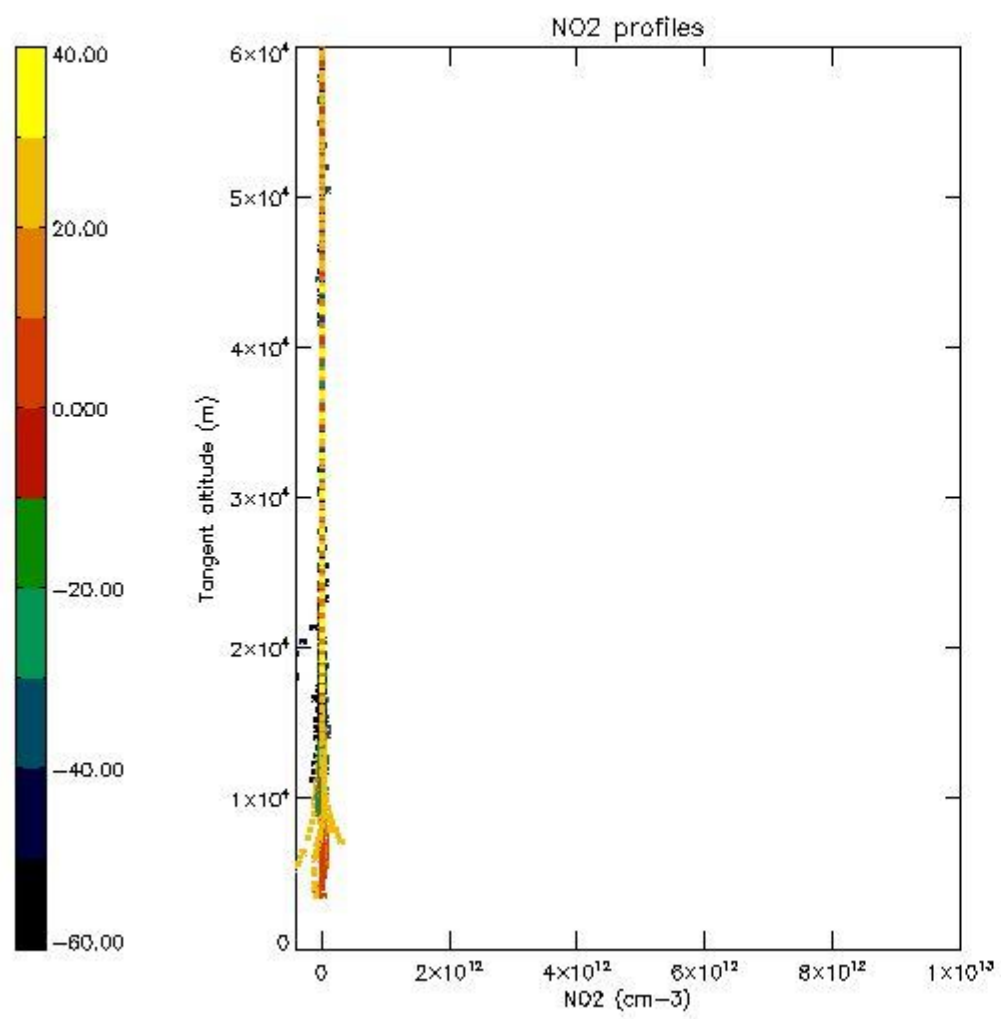
The colorbar represents the latitude.



*5.6 Plot NO<sub>2</sub> profiles for all STD (dark without errors)*

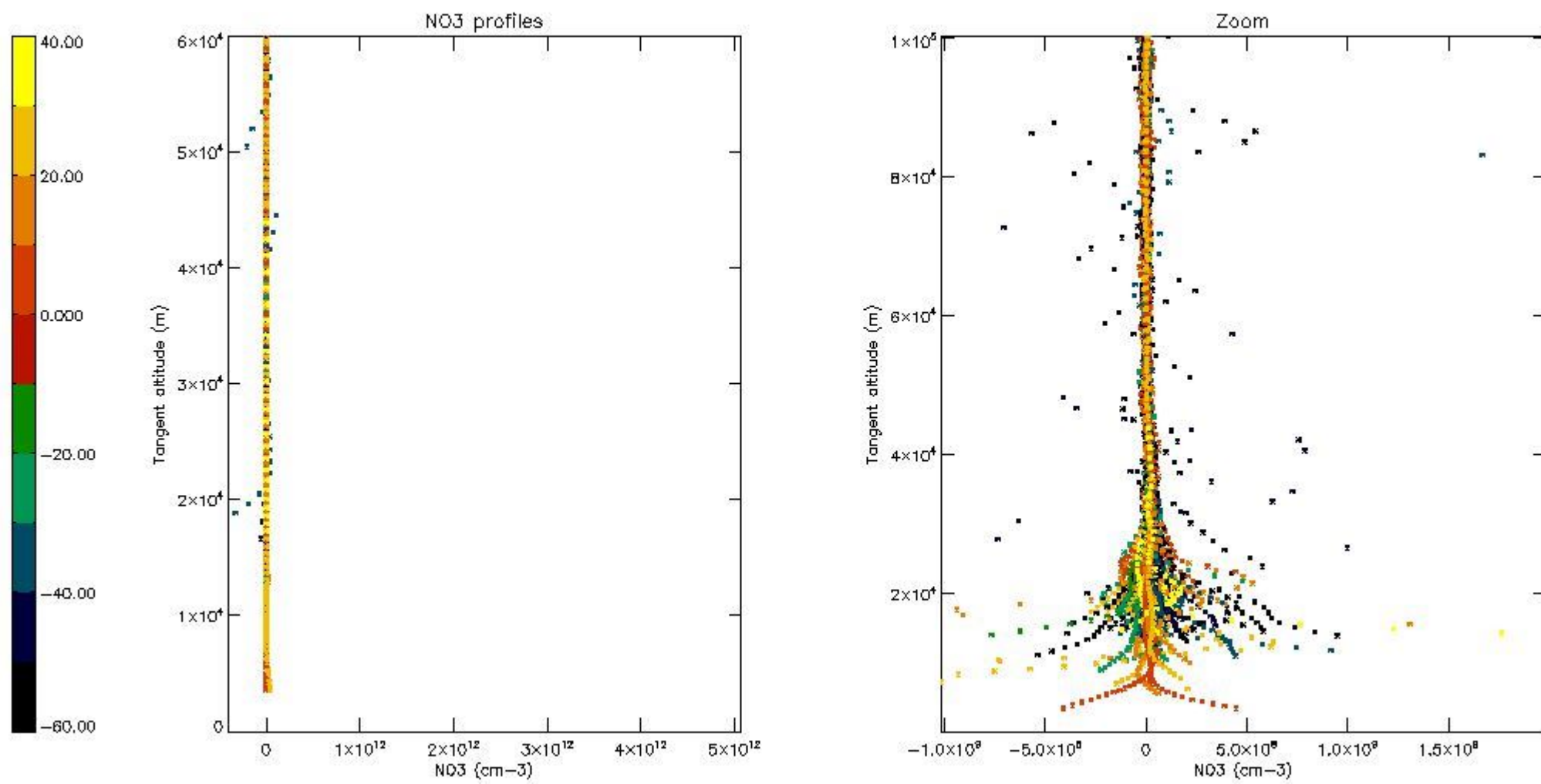
The colorbar represents the latitude.





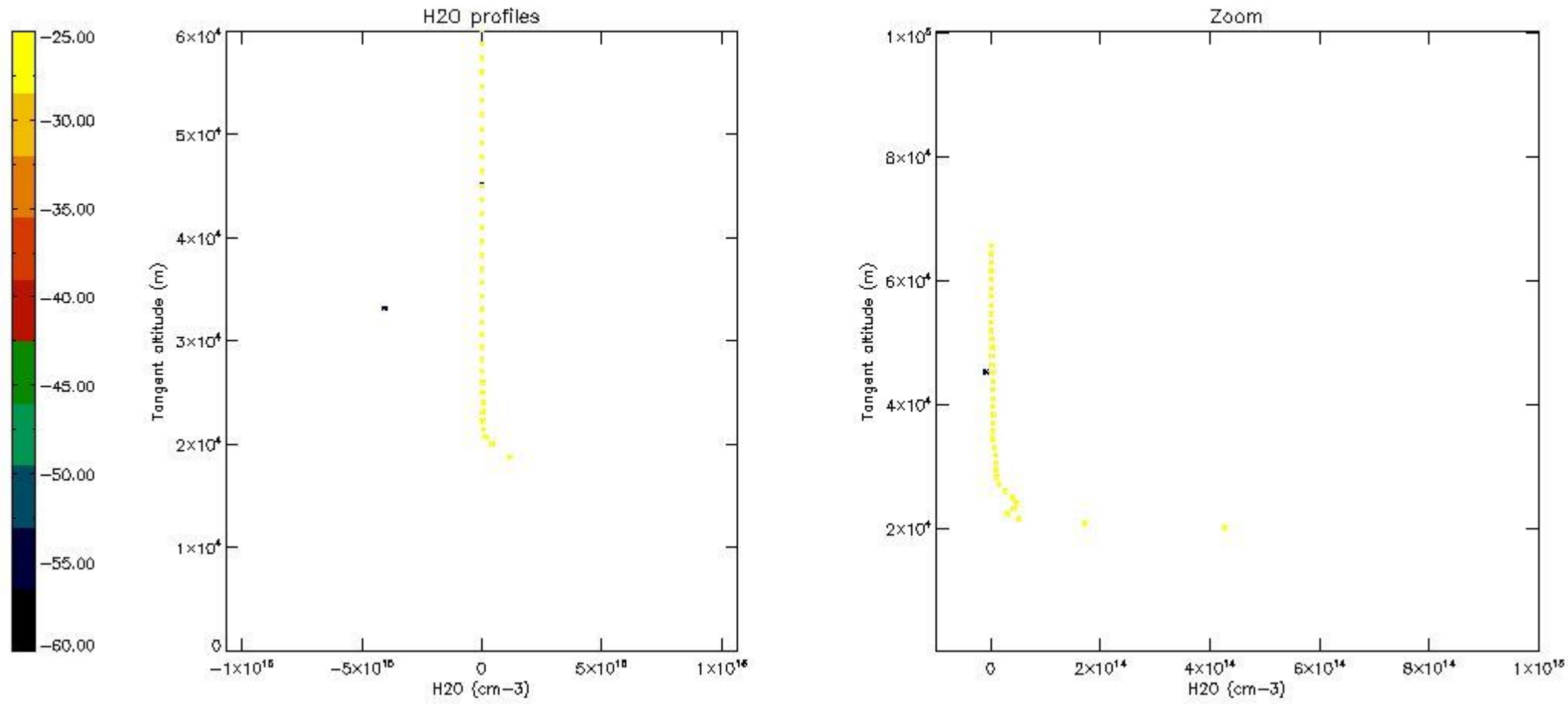
*5.7 Plot NO3 profiles for all STD (dark without errors)*

The colorbar represents the latitude.



5.8 Plot H<sub>2</sub>O profiles for all STD (only for occultations of stars 1,2,3,4,13,14,16,26,63 dark without errors)

The colorbar represents the latitude.



## 6. Auxiliary Data Files used for the production reported in section 2

The number reported in the third column indicates since which file (see list in section 2) the corresponding auxiliary file has been used. The fourth column is the date of those product files.

Type	Auxiliary Filename	Used since product	Used since product date
INST_PHYS_CHARACTERISTICS	GOM_INS_AXVIEC20091111_143220_20030716_120000_20500101_000000	1	04-MAR-2010 00:12:23
LEVEL-2_PROC_CONFIG	GOM_PR2_AXVIEC20091111_152718_20020301_000000_20500101_000000	1	04-MAR-2010 00:12:23
CROSS_SECTIONS_FILE	GOM_CRS_AXVIEC20091111_154832_20020301_000000_20500101_000000	1	04-MAR-2010 00:12:23

# GOMOS Level 2 Daily Report

## SUMMARY

### [1. General Info](#)

### [2. Summary of processed GOM\\_NL\\_2P products](#)

### [3. Level 2 Quality information per product](#)

#### [3.1 Plot of level 2 quality information per product \(time dependant\)](#)

#### [3.2 Plot of level 2 quality information per product \(world map\)](#)

### [4. Level 1 Quality information per product \(stored on level 2 products\)](#)

#### [4.1 Plot of level 1 quality information per product \(time dependant\)](#)

##### [4.1.1 Plot of level 1 quality information per product \(time dependant\): ASCENDING](#)

##### [4.1.2 Plot of level 1 quality information per product \(time dependant\): DESCENDING](#)

#### [4.2 Plot of level 1 quality information per product \(world map\)](#)

##### [4.2.1 Plot of level 1 quality information per product \(world map\): ASCENDING](#)

##### [4.2.2 Plot of level 1 quality information per product \(world map\): DESCENDING](#)

### [5. Ozone profiles based on quality statistics and other trace gas profiles](#)

#### [5.1 Ozone statistics based on quality of products](#)

#### [5.2 Plot ozone profiles for all STD \(dark without errors\)](#)

#### [5.3 Plot ozone profiles where STD < 20% \(dark without errors\)](#)

#### [5.4. Plot ozone profiles where STD < 10% \(dark without errors\)](#)

#### [5.5. Plot ozone profiles where STD < 5% \(dark without errors\)](#)

#### [5.6 Plot NO2 profiles for all STD \(dark without errors\)](#)

#### [5.7 Plot NO3 profiles for all STD \(dark without errors\)](#)

#### [5.8 Plot H2O profiles \(only for occultations of stars 1,2,3,4,13,14,16,26,63 dark without errors\) for all STD](#)

### [6. Auxiliary Data Files used for the production reported in section 2](#)



This report presents the daily analysis on parameters extracted from GOMOS level 2 data (GOM\_NL\_\_2P). It is intended to monitor some important parameters that will impact the quality of these products. A list of level 2 products (and content) that have arrived during the reporting day to the PCF is also given.

Item	Value
Time of report generation	26APR2013 17:52:48
Data source version	GOMOS/6.01
Start time of products	04-03-2010 (04MAR2010 00:00:00)
Stop time of products	05-03-2010 (05MAR2010 00:00:00)
Store outputs in DB	Yes
Nb of level 2 prods	247
Nb of prods with errors	0

## 2. Summary of processed GOM\_NL\_\_2P products.

Nr	Filename	UTC Start time	Limb	Duration	Star Id	Star Name	Star Mag	Star Temp	Nb Meas	Orbit	Prod. error
1	GOM_NL__2PRFIN20100304_001223_000000432087_00231_41868_7683.N1	04-MAR-2010 00:12:23	Bright	42.500	22	32Alp Leo	1.3600	15200.	85	41868	No
2	GOM_NL__2PRFIN20100304_001455_000000432087_00231_41868_7684.N1	04-MAR-2010 00:14:55	Bright	42.500	51	41Gam1Leo	2.0100	4500.0	85	41868	No
3	GOM_NL__2PRFIN20100304_002338_000000422087_00231_41868_7685.N1	04-MAR-2010 00:23:38	Bright	41.500	174	52Psi UMa	3.0040	4400.0	83	41868	No
4	GOM_NL__2PRFIN20100304_002629_000000402087_00231_41868_7686.N1	04-MAR-2010 00:26:29	Bright	39.500	82	48Bet UMa	2.3650	10600.	79	41868	No
5	GOM_NL__2PRFIN20100304_002752_000000422087_00231_41868_7687.N1	04-MAR-2010 00:27:52	Bright	41.500	36	50Alp UMa	1.8000	6300.0	83	41868	No
6	GOM_NL__2PRFIN20100304_003503_000000392087_00231_41868_7688.N1	04-MAR-2010 00:35:03	Bright	39.000	60	7Bet UMi	2.0810	3950.0	78	41868	No
7	GOM_NL__2PRFIN20100304_003941_000000482087_00231_41868_7689.N1	04-MAR-2010 00:39:41	Bright	47.500	119	14Eta Dra	2.7270	4700.0	95	41868	No
8	GOM_NL__2PRFIN20100304_004412_000000482087_00231_41868_7690.N1	04-MAR-2010 00:44:12	Bright	48.000	130	23Bet Dra	2.7990	5800.0	96	41868	No
9	GOM_NL__2PRFIN20100304_004719_000000382087_00231_41868_7691.N1	04-MAR-2010 00:47:19	Bright	37.500	144	18Del Cyg	2.8600	11000.	75	41868	No
10	GOM_NL__2PRFIN20100304_004928_000000422087_00231_41868_7692.N1	04-MAR-2010 00:49:28	Bright	41.500	5	3Alp Lyr	0.033000	11000.	83	41868	No
11	GOM_NL__2PRFIN20100304_005716_000000522087_00231_41868_7693.N1	04-MAR-2010 00:57:16	Bright	51.500	168	17Zet Aql	2.9860	11000.	103	41868	No
12	GOM_NL__2PRFIN20100304_010710_000000452087_00231_41868_7694.N1	04-MAR-2010 01:07:10	Dark	45.000	155	41Pi Sgr	2.9000	6600.0	90	41868	No
13	GOM_NL__2PRFIN20100304_011212_000000442087_00231_41868_7695.N1	04-MAR-2010 01:12:12	Dark	44.000	38	20Eps Sgr	1.8360	11000.	88	41868	No
14	GOM_NL__2PRFIN20100304_011511_000000472087_00231_41868_7696.N1	04-MAR-2010 01:15:11	Dark	47.000	25	35Lam Sco	1.6200	28000.	94	41868	No
15	GOM_NL__2PRFIN20100304_012326_000000512087_00232_41869_7684.N1	04-MAR-2010 01:23:26	Dark	50.500	131	Gam Lup	2.8000	26000.	101	41869	No
16	GOM_NL__2PRFIN20100304_012518_000000572087_00232_41869_7685.N1	04-MAR-2010 01:25:18	Dark	57.000	4	Alp1Cen	-0.010000	5800.0	114	41869	No
17	GOM_NL__2PRFIN20100304_012637_000000492087_00232_41869_7686.N1	04-MAR-2010 01:26:37	Dark	48.500	10	Bet Cen	0.61000	28000.	97	41869	No
18	GOM_NL__2PRFIN20100304_012828_000000452087_00232_41869_7687.N1	04-MAR-2010 01:28:28	Dark	44.500	77	Eps Cen	2.3030	28000.	89	41869	No
19	GOM_NL__2PRFIN20100304_013009_000000512087_00232_41869_7688.N1	04-MAR-2010 01:30:09	Dark	51.000	26	Gam Cru	1.6240	2900.0	102	41869	No
20	GOM_NL__2PRFIN20100304_013138_000000442087_00232_41869_7689.N1	04-MAR-2010 01:31:38	Dark	44.000	64	Gam Cen	2.2000	10600.	88	41869	No
21	GOM_NL__2PRFIN20100304_013317_000000462087_00232_41869_7690.N1	04-MAR-2010 01:33:17	Straylight	46.000	123	lot Cen	2.7500	10200.	92	41869	No
22	GOM_NL__2PRFIN20100304_015259_000000422087_00232_41869_7691.N1	04-MAR-2010 01:52:59	Bright	41.500	22	32Alp Leo	1.3600	15200.	83	41869	No
23	GOM_NL__2PRFIN20100304_015531_000000452087_00232_41869_7692.N1	04-MAR-2010 01:55:31	Bright	44.500	51	41Gam1Leo	2.0100	4500.0	89	41869	No
24	GOM_NL__2PRFIN20100304_020413_000000422087_00232_41869_7693.N1	04-MAR-2010 02:04:13	Bright	42.000	174	52Psi UMa	3.0040	4400.0	84	41869	No
25	GOM_NL__2PRFIN20100304_020704_000000402087_00232_41869_7694.N1	04-MAR-2010 02:07:04	Bright	40.000	82	48Bet UMa	2.3650	10600.	80	41869	No
26	GOM_NL__2PRFIN20100304_020827_000000412087_00232_41869_7695.N1	04-MAR-2010 02:08:27	Bright	41.000	36	50Alp UMa	1.8000	6300.0	82	41869	No
27	GOM_NL__2PRFIN20100304_021539_000000392087_00232_41869_7696.N1	04-MAR-2010 02:15:39	Bright	38.500	60	7Bet UMi	2.0810	3950.0	77	41869	No
28	GOM_NL__2PRFIN20100304_022016_000000482087_00232_41869_7697.N1	04-MAR-2010 02:20:16	Bright	47.500	119	14Eta Dra	2.7270	4700.0	95	41869	No
29	GOM_NL__2PRFIN20100304_022447_000000492087_00232_41869_7698.N1	04-MAR-2010 02:24:47	Bright	49.000	130	23Bet Dra	2.7990	5800.0	98	41869	No
30	GOM_NL__2PRFIN20100304_022755_000000352087_00232_41869_7699.N1	04-MAR-2010 02:27:55	Bright	35.000	144	18Del Cyg	2.8600	11000.	70	41869	No
31	GOM_NL__2PRFIN20100304_023004_000000472087_00232_41869_7700.N1	04-MAR-2010 02:30:04	Bright	47.000	5	3Alp Lyr	0.033000	11000.	94	41869	No
32	GOM_NL__2PRFIN20100304_023753_000000412087_00232_41869_7701.N1	04-MAR-2010 02:37:53	Bright	41.000	168	17Zet Aql	2.9860	11000.	82	41869	No
33	GOM_NL__2PRFIN20100304_024746_000000442087_00232_41869_7702.N1	04-MAR-2010 02:47:46	Dark	44.000	155	41Pi Sgr	2.9000	6600.0	88	41869	No
34	GOM_NL__2PRFIN20100304_024938_000000422087_00232_41869_7703.N1	04-MAR-2010 02:49:38	Dark	41.500	57	34Sig Sgr	2.0660	26000.	83	41869	No
35	GOM_NL__2PRFIN20100304_025248_000000452087_00232_41869_7704.N1	04-MAR-2010 02:52:48	Dark	45.000	38	20Eps Sgr	1.8360	11000.	90	41869	No
36	GOM_NL__2PRFIN20100304_025548_000000462087_00232_41869_7705.N1	04-MAR-2010 02:55:48	Dark	46.000	25	35Lam Sco	1.6200	28000.	92	41869	No
37	GOM_NL__2PRFIN20100304_030403_000000492087_00233_41870_7692.N1	04-MAR-2010 03:04:03	Dark	49.000	131	Gam Lup	2.8000	26000.	98	41870	No
38	GOM_NL__2PRFIN20100304_030555_000000432087_00233_41870_7693.N1	04-MAR-2010 03:05:55	Dark	43.000	4	Alp1Cen	-0.010000	5800.0	86	41870	No
39	GOM_NL__2PRFIN20100304_030713_000000432087_00233_41870_7694.N1	04-MAR-2010 03:07:13	Dark	43.000	10	Bet Cen	0.61000	28000.	86	41870	No
40	GOM_NL__2PRFIN20100304_030905_000000432087_00233_41870_7695.N1	04-MAR-2010 03:09:05	Dark	42.500	77	Eps Cen	2.3030	28000.	85	41870	No
41	GOM_NL__2PRFIN20100304_031046_000000442087_00233_41870_7696.N1	04-MAR-2010 03:10:46	Dark	44.000	26	Gam Cru	1.6240	2900.0	88	41870	No
42	GOM_NL__2PRFIN20100304_031215_000000442087_00233_41870_7697.N1	04-MAR-2010 03:12:15	Dark	43.500	64	Gam Cen	2.2000	10600.	87	41870	No

43	GOM_NL__2PRFIN20100304_031354_000000482087_00233_41870_7698.N1	04-MAR-2010 03:13:54	Straylight	48.000	123	lot Cen	2.7500	10200.	96	41870	No
44	GOM_NL__2PRFIN20100304_033335_000000422087_00233_41870_7699.N1	04-MAR-2010 03:33:35	Bright	42.000	22	32Alp Leo	1.3600	15200.	84	41870	No
45	GOM_NL__2PRFIN20100304_033607_000000442087_00233_41870_7700.N1	04-MAR-2010 03:36:07	Bright	44.000	51	41Gam1Leo	2.0100	4500.0	88	41870	No
46	GOM_NL__2PRFIN20100304_034449_000000432087_00233_41870_7701.N1	04-MAR-2010 03:44:49	Bright	43.000	174	52Psi UMa	3.0040	4400.0	86	41870	No
47	GOM_NL__2PRFIN20100304_034740_000000422087_00233_41870_7702.N1	04-MAR-2010 03:47:40	Bright	41.500	82	48Bet UMa	2.3650	10600.	83	41870	No
48	GOM_NL__2PRFIN20100304_034903_000000412087_00233_41870_7703.N1	04-MAR-2010 03:49:03	Bright	40.500	36	50Alp UMa	1.8000	6300.0	81	41870	No
49	GOM_NL__2PRFIN20100304_035615_000000432087_00233_41870_7704.N1	04-MAR-2010 03:56:15	Bright	43.000	60	7Bet UMi	2.0810	3950.0	86	41870	No
50	GOM_NL__2PRFIN20100304_040052_000000492087_00233_41870_7705.N1	04-MAR-2010 04:00:52	Bright	49.000	119	14Eta Dra	2.7270	4700.0	98	41870	No
51	GOM_NL__2PRFIN20100304_040523_000000492087_00233_41870_7706.N1	04-MAR-2010 04:05:23	Bright	49.000	130	23Bet Dra	2.7990	5800.0	98	41870	No
52	GOM_NL__2PRFIN20100304_040831_000000542087_00233_41870_7707.N1	04-MAR-2010 04:08:31	Bright	54.000	144	18Del Cyg	2.8600	11000.	108	41870	No
53	GOM_NL__2PRFIN20100304_041040_000000482087_00233_41870_7708.N1	04-MAR-2010 04:10:40	Bright	48.000	5	3Alp Lyr	0.033000	11000.	96	41870	No
54	GOM_NL__2PRFIN20100304_041829_000000432087_00233_41870_7709.N1	04-MAR-2010 04:18:29	Bright	43.000	168	17Zet Aql	2.9860	11000.	86	41870	No
55	GOM_NL__2PRFIN20100304_042823_000000442087_00233_41870_7710.N1	04-MAR-2010 04:28:23	Dark	43.500	155	41Pi Sgr	2.9000	6600.0	87	41870	No
56	GOM_NL__2PRFIN20100304_043014_000000432087_00233_41870_7711.N1	04-MAR-2010 04:30:14	Dark	43.000	57	34Sig Sgr	2.0660	26000.	86	41870	No
57	GOM_NL__2PRFIN20100304_043325_000000492087_00233_41870_7712.N1	04-MAR-2010 04:33:25	Dark	48.500	38	20Eps Sgr	1.8360	11000.	97	41870	No
58	GOM_NL__2PRFIN20100304_043625_000000532087_00233_41870_7713.N1	04-MAR-2010 04:36:25	Dark	53.000	25	35Lam Sco	1.6200	28000.	106	41870	No
59	GOM_NL__2PRFIN20100304_044440_000000512087_00234_41871_7700.N1	04-MAR-2010 04:44:40	Dark	50.500	131	Gam Lup	2.8000	26000.	101	41871	No
60	GOM_NL__2PRFIN20100304_044631_000000432087_00234_41871_7701.N1	04-MAR-2010 04:46:31	Dark	43.000	4	Alp1Cen	-0.010000	5800.0	86	41871	No
61	GOM_NL__2PRFIN20100304_044750_000000482087_00234_41871_7702.N1	04-MAR-2010 04:47:50	Dark	47.500	10	Bet Cen	0.61000	28000.	95	41871	No
62	GOM_NL__2PRFIN20100304_044942_000000432087_00234_41871_7703.N1	04-MAR-2010 04:49:42	Dark	43.000	77	Eps Cen	2.3030	28000.	86	41871	No
63	GOM_NL__2PRFIN20100304_045122_000000462087_00234_41871_7704.N1	04-MAR-2010 04:51:22	Dark	45.500	26	Gam Cru	1.6240	2900.0	91	41871	No
64	GOM_NL__2PRFIN20100304_045252_000000442087_00234_41871_7705.N1	04-MAR-2010 04:52:52	Dark	44.000	64	Gam Cen	2.2000	10600.	88	41871	No
65	GOM_NL__2PRFIN20100304_045431_000000482087_00234_41871_7706.N1	04-MAR-2010 04:54:31	Straylight	48.000	123	lot Cen	2.7500	10200.	96	41871	No
66	GOM_NL__2PRFIN20100304_051410_000000422087_00234_41871_7707.N1	04-MAR-2010 05:14:10	Bright	42.000	22	32Alp Leo	1.3600	15200.	84	41871	No
67	GOM_NL__2PRFIN20100304_051643_000000442087_00234_41871_7708.N1	04-MAR-2010 05:16:43	Bright	43.500	51	41Gam1Leo	2.0100	4500.0	87	41871	No
68	GOM_NL__2PRFIN20100304_052524_000000452087_00234_41871_7709.N1	04-MAR-2010 05:25:24	Bright	45.000	174	52Psi UMa	3.0040	4400.0	90	41871	No
69	GOM_NL__2PRFIN20100304_052816_000000412087_00234_41871_7710.N1	04-MAR-2010 05:28:16	Bright	40.500	82	48Bet UMa	2.3650	10600.	81	41871	No
70	GOM_NL__2PRFIN20100304_052938_000000402087_00234_41871_7711.N1	04-MAR-2010 05:29:38	Bright	40.000	36	50Alp UMa	1.8000	6300.0	80	41871	No
71	GOM_NL__2PRFIN20100304_053650_000000362087_00234_41871_7712.N1	04-MAR-2010 05:36:50	Bright	36.000	60	7Bet UMi	2.0810	3950.0	72	41871	No
72	GOM_NL__2PRFIN20100304_054127_000000482087_00234_41871_7713.N1	04-MAR-2010 05:41:27	Bright	47.500	119	14Eta Dra	2.7270	4700.0	95	41871	No
73	GOM_NL__2PRFIN20100304_054559_000000492087_00234_41871_7714.N1	04-MAR-2010 05:45:59	Bright	48.500	130	23Bet Dra	2.7990	5800.0	97	41871	No
74	GOM_NL__2PRFIN20100304_054907_000000502087_00234_41871_7715.N1	04-MAR-2010 05:49:07	Bright	49.500	144	18Del Cyg	2.8600	11000.	99	41871	No
75	GOM_NL__2PRFIN20100304_055116_000000442087_00234_41871_7716.N1	04-MAR-2010 05:51:16	Bright	43.500	5	3Alp Lyr	0.033000	11000.	87	41871	No
76	GOM_NL__2PRFIN20100304_055905_000000402087_00234_41871_7717.N1	04-MAR-2010 05:59:05	Bright	39.500	168	17Zet Aql	2.9860	11000.	79	41871	No
77	GOM_NL__2PRFIN20100304_060859_000000432087_00234_41871_7718.N1	04-MAR-2010 06:08:59	Dark	42.500	155	41Pi Sgr	2.9000	6600.0	85	41871	No
78	GOM_NL__2PRFIN20100304_061051_000000442087_00234_41871_7719.N1	04-MAR-2010 06:10:51	Dark	43.500	57	34Sig Sgr	2.0660	26000.	87	41871	No
79	GOM_NL__2PRFIN20100304_061401_000000482087_00234_41871_7720.N1	04-MAR-2010 06:14:01	Dark	47.500	38	20Eps Sgr	1.8360	11000.	95	41871	No
80	GOM_NL__2PRFIN20100304_061702_000000462087_00234_41871_7721.N1	04-MAR-2010 06:17:02	Dark	45.500	25	35Lam Sco	1.6200	28000.	91	41871	No
81	GOM_NL__2PRFIN20100304_094632_000000502087_00237_41874_7732.N1	04-MAR-2010 09:46:32	Dark	50.000	131	Gam Lup	2.8000	26000.	100	41874	No
82	GOM_NL__2PRFIN20100304_094821_000000432087_00237_41874_7733.N1	04-MAR-2010 09:48:21	Dark	42.500	4	Alp1Cen	-0.010000	5800.0	85	41874	No
83	GOM_NL__2PRFIN20100304_094939_000000432087_00237_41874_7734.N1	04-MAR-2010 09:49:39	Dark	43.000	10	Bet Cen	0.61000	28000.	86	41874	No
84	GOM_NL__2PRFIN20100304_095131_000000502087_00237_41874_7735.N1	04-MAR-2010 09:51:31	Dark	50.000	77	Eps Cen	2.3030	28000.	100	41874	No
85	GOM_NL__2PRFIN20100304_095312_000000502087_00237_41874_7736.N1	04-MAR-2010 09:53:12	Dark	49.500	26	Gam Cru	1.6240	2900.0	99	41874	No
86	GOM_NL__2PRFIN20100304_095441_000000462087_00237_41874_7737.N1	04-MAR-2010 09:54:41	Dark	45.500	64	Gam Cen	2.2000	10600.	91	41874	No
87	GOM_NL__2PRFIN20100304_095621_000000532087_00237_41874_7738.N1	04-MAR-2010 09:56:21	Straylight	52.500	123	lot Cen	2.7500	10200.	105	41874	No
88	GOM_NL__2PRFIN20100304_101558_000000422087_00237_41874_7739.N1	04-MAR-2010 10:15:58	Bright	42.000	22	32Alp Leo	1.3600	15200.	84	41874	No
89	GOM_NL__2PRFIN20100304_101830_000000442087_00237_41874_7740.N1	04-MAR-2010 10:18:30	Bright	43.500	51	41Gam1Leo	2.0100	4500.0	87	41874	No
90	GOM_NL__2PRFIN20100304_102710_000000422087_00237_41874_7741.N1	04-MAR-2010 10:27:10	Bright	42.000	174	52Psi UMa	3.0040	4400.0	84	41874	No
91	GOM_NL__2PRFIN20100304_103002_000000412087_00237_41874_7742.N1	04-MAR-2010 10:30:02	Bright	41.000	82	48Bet UMa	2.3650	10600.	82	41874	No
92	GOM_NL__2PRFIN20100304_103125_000000412087_00237_41874_7743.N1	04-MAR-2010 10:31:25	Bright	41.000	36	50Alp UMa	1.8000	6300.0	82	41874	No
93	GOM_NL__2PRFIN20100304_103837_000000442087_00237_41874_7744.N1	04-MAR-2010 10:38:37	Bright	43.500	60	7Bet UMi	2.0810	3950.0	87	41874	No
94	GOM_NL__2PRFIN20100304_104314_000000462087_00237_41874_7745.N1	04-MAR-2010 10:43:14	Bright	46.000	119	14Eta Dra	2.7270	4700.0	92	41874	No
95	GOM_NL__2PRFIN20100304_104745_000000492087_00237_41874_7746.N1	04-MAR-2010 10:47:45	Bright	49.000	130	23Bet Dra	2.7990	5800.0	98	41874	No
96	GOM_NL__2PRFIN20100304_105055_000000382087_00237_41874_7747.N1	04-MAR-2010 10:50:55	Bright	37.500	144	18Del Cyg	2.8600	11000.	75	41874	No
97	GOM_NL__2PRFIN20100304_105304_000000472087_00237_41874_7748.N1	04-MAR-2010 10:53:04	Bright	46.500	5	3Alp Lyr	0.033000	11000.	93	41874	No
98	GOM_NL__2PRFIN20100304_110054_000000442087_00237_41874_7749.N1	04-MAR-2010 11:00:54	Bright	44.000	168	17Zet Aql	2.9860	11000.	88	41874	No
99	GOM_NL__2PRFIN20100304_111048_000000422087_00237_41874_7750.N1	04-MAR-2010 11:10:48	Dark	41.500	155	41Pi Sgr	2.9000	6600.0	83	41874	No
100	GOM_NL__2PRFIN20100304_111240_000000432087_00237_41874_7751.N1	04-MAR-2010 11:12:40	Dark	42.500	57	34Sig Sgr	2.0660	26000.	85	41874	No
101	GOM_NL__2PRFIN20100304_111551_000000422087_00237_41874_7752.N1	04-MAR-2010 11:15:51	Dark	41.500	38	20Eps Sgr	1.8360	11000.	83	41874	No

102	GOM_NL__2PRFIN20100304_111852_000000462087_00237_41874_7753.N1	04-MAR-2010 11:18:52	Dark	46.000	25	35Lam Sco	1.6200	28000.	92	41874	No
103	GOM_NL__2PRFIN20100304_112709_000000512087_00238_41875_7741.N1	04-MAR-2010 11:27:09	Dark	50.500	131	Gam Lup	2.8000	26000.	101	41875	No
104	GOM_NL__2PRFIN20100304_112857_000000462087_00238_41875_7742.N1	04-MAR-2010 11:28:57	Dark	45.500	4	Alp1Cen	-0.010000	5800.0	91	41875	No
105	GOM_NL__2PRFIN20100304_113016_000000442087_00238_41875_7743.N1	04-MAR-2010 11:30:16	Dark	43.500	10	Bet Cen	0.61000	28000.	87	41875	No
106	GOM_NL__2PRFIN20100304_113208_000000432087_00238_41875_7744.N1	04-MAR-2010 11:32:08	Dark	43.000	77	Eps Cen	2.3030	28000.	86	41875	No
107	GOM_NL__2PRFIN20100304_113348_000000482087_00238_41875_7745.N1	04-MAR-2010 11:33:48	Dark	47.500	26	Gam Cru	1.6240	2900.0	95	41875	No
108	GOM_NL__2PRFIN20100304_113518_000000442087_00238_41875_7746.N1	04-MAR-2010 11:35:18	Dark	43.500	64	Gam Cen	2.2000	10600.	87	41875	No
109	GOM_NL__2PRFIN20100304_113658_000000532087_00238_41875_7747.N1	04-MAR-2010 11:36:58	Straylight	52.500	123	lot Cen	2.7500	10200.	105	41875	No
110	GOM_NL__2PRFIN20100304_115634_000000432087_00238_41875_7748.N1	04-MAR-2010 11:56:34	Bright	43.000	22	32Alp Leo	1.3600	15200.	86	41875	No
111	GOM_NL__2PRFIN20100304_115905_000000432087_00238_41875_7749.N1	04-MAR-2010 11:59:05	Bright	42.500	51	41Gam1Leo	2.0100	4500.0	85	41875	No
112	GOM_NL__2PRFIN20100304_120745_000000422087_00238_41875_7750.N1	04-MAR-2010 12:07:45	Bright	41.500	174	52Psi UMa	3.0040	4400.0	83	41875	No
113	GOM_NL__2PRFIN20100304_121038_000000412087_00238_41875_7751.N1	04-MAR-2010 12:10:38	Bright	41.000	82	48Bet UMa	2.3650	10600.	82	41875	No
114	GOM_NL__2PRFIN20100304_121200_000000432087_00238_41875_7752.N1	04-MAR-2010 12:12:00	Bright	43.000	36	50Alp UMa	1.8000	6300.0	86	41875	No
115	GOM_NL__2PRFIN20100304_121913_000000412087_00238_41875_7753.N1	04-MAR-2010 12:19:13	Bright	41.000	60	7Bet UMi	2.0810	3950.0	82	41875	No
116	GOM_NL__2PRFIN20100304_122349_000000452087_00238_41875_7754.N1	04-MAR-2010 12:23:49	Bright	44.500	119	14Eta Dra	2.7270	4700.0	89	41875	No
117	GOM_NL__2PRFIN20100304_122821_000000492087_00238_41875_7755.N1	04-MAR-2010 12:28:21	Bright	48.500	130	23Bet Dra	2.7990	5800.0	97	41875	No
118	GOM_NL__2PRFIN20100304_123131_000000352087_00238_41875_7756.N1	04-MAR-2010 12:31:31	Bright	35.000	144	18Del Cyg	2.8600	11000.	70	41875	No
119	GOM_NL__2PRFIN20100304_123340_000000462087_00238_41875_7757.N1	04-MAR-2010 12:33:40	Bright	45.500	5	3Alp Lyr	0.033000	11000.	91	41875	No
120	GOM_NL__2PRFIN20100304_124130_000000412087_00238_41875_7758.N1	04-MAR-2010 12:41:30	Bright	41.000	168	17Zet Aql	2.9860	11000.	82	41875	No
121	GOM_NL__2PRFIN20100304_125125_000000432087_00238_41875_7759.N1	04-MAR-2010 12:51:25	Dark	43.000	155	41Pi Sgr	2.9000	6600.0	86	41875	No
122	GOM_NL__2PRFIN20100304_125317_000000412087_00238_41875_7760.N1	04-MAR-2010 12:53:17	Dark	41.000	57	34Sig Sgr	2.0660	26000.	82	41875	No
123	GOM_NL__2PRFIN20100304_125628_000000472087_00238_41875_7761.N1	04-MAR-2010 12:56:28	Dark	47.000	38	20Eps Sgr	1.8360	11000.	94	41875	No
124	GOM_NL__2PRFIN20100304_125929_000000532087_00238_41875_7762.N1	04-MAR-2010 12:59:29	Dark	52.500	25	35Lam Sco	1.6200	28000.	105	41875	No
125	GOM_NL__2PRFIN20100304_130746_000000502087_00239_41876_7749.N1	04-MAR-2010 13:07:46	Dark	49.500	131	Gam Lup	2.8000	26000.	99	41876	No
126	GOM_NL__2PRFIN20100304_130934_000000452087_00239_41876_7750.N1	04-MAR-2010 13:09:34	Dark	45.000	4	Alp1Cen	-0.010000	5800.0	90	41876	No
127	GOM_NL__2PRFIN20100304_131052_000000452087_00239_41876_7751.N1	04-MAR-2010 13:10:52	Dark	45.000	10	Bet Cen	0.61000	28000.	90	41876	No
128	GOM_NL__2PRFIN20100304_131244_000000422087_00239_41876_7752.N1	04-MAR-2010 13:12:44	Dark	41.500	77	Eps Cen	2.3030	28000.	83	41876	No
129	GOM_NL__2PRFIN20100304_131424_000000552087_00239_41876_7753.N1	04-MAR-2010 13:14:24	Dark	54.500	26	Gam Cru	1.6240	2900.0	109	41876	No
130	GOM_NL__2PRFIN20100304_131554_000000432087_00239_41876_7754.N1	04-MAR-2010 13:15:54	Dark	42.500	64	Gam Cen	2.2000	10600.	85	41876	No
131	GOM_NL__2PRFIN20100304_131735_000000552087_00239_41876_7755.N1	04-MAR-2010 13:17:35	Straylight	54.500	123	lot Cen	2.7500	10200.	109	41876	No
132	GOM_NL__2PRFIN20100304_133709_000000422087_00239_41876_7756.N1	04-MAR-2010 13:37:09	Bright	41.500	22	32Alp Leo	1.3600	15200.	83	41876	No
133	GOM_NL__2PRFIN20100304_133941_000000452087_00239_41876_7757.N1	04-MAR-2010 13:39:41	Bright	44.500	51	41Gam1Leo	2.0100	4500.0	89	41876	No
134	GOM_NL__2PRFIN20100304_134821_000000442087_00239_41876_7758.N1	04-MAR-2010 13:48:21	Bright	43.500	174	52Psi UMa	3.0040	4400.0	87	41876	No
135	GOM_NL__2PRFIN20100304_135113_000000572087_00239_41876_7759.N1	04-MAR-2010 13:51:13	Bright	56.500	82	48Bet UMa	2.3650	10600.	113	41876	No
136	GOM_NL__2PRFIN20100304_135236_000000412087_00239_41876_7760.N1	04-MAR-2010 13:52:36	Bright	41.000	36	50Alp UMa	1.8000	6300.0	82	41876	No
137	GOM_NL__2PRFIN20100304_135948_000000412087_00239_41876_7761.N1	04-MAR-2010 13:59:48	Bright	41.000	60	7Bet UMi	2.0810	3950.0	82	41876	No
138	GOM_NL__2PRFIN20100304_140425_000000472087_00239_41876_7762.N1	04-MAR-2010 14:04:25	Bright	47.000	119	14Eta Dra	2.7270	4700.0	94	41876	No
139	GOM_NL__2PRFIN20100304_140856_000000512087_00239_41876_7763.N1	04-MAR-2010 14:08:56	Bright	50.500	130	23Bet Dra	2.7990	5800.0	101	41876	No
140	GOM_NL__2PRFIN20100304_141207_000000362087_00239_41876_7764.N1	04-MAR-2010 14:12:07	Bright	35.500	144	18Del Cyg	2.8600	11000.	71	41876	No
141	GOM_NL__2PRFIN20100304_141416_000000442087_00239_41876_7765.N1	04-MAR-2010 14:14:16	Bright	43.500	5	3Alp Lyr	0.033000	11000.	87	41876	No
142	GOM_NL__2PRFIN20100304_142207_000000422087_00239_41876_7766.N1	04-MAR-2010 14:22:07	Bright	42.000	168	17Zet Aql	2.9860	11000.	84	41876	No
143	GOM_NL__2PRFIN20100304_143201_000000432087_00239_41876_7767.N1	04-MAR-2010 14:32:01	Dark	42.500	155	41Pi Sgr	2.9000	6600.0	85	41876	No
144	GOM_NL__2PRFIN20100304_143353_000000442087_00239_41876_7768.N1	04-MAR-2010 14:33:53	Dark	43.500	57	34Sig Sgr	2.0660	26000.	87	41876	No
145	GOM_NL__2PRFIN20100304_143704_000000482087_00239_41876_7769.N1	04-MAR-2010 14:37:04	Dark	47.500	38	20Eps Sgr	1.8360	11000.	95	41876	No
146	GOM_NL__2PRFIN20100304_144006_000000532087_00239_41876_7770.N1	04-MAR-2010 14:40:06	Dark	52.500	25	35Lam Sco	1.6200	28000.	105	41876	No
147	GOM_NL__2PRFIN20100304_144823_000000532087_00240_41877_7757.N1	04-MAR-2010 14:48:23	Dark	52.500	131	Gam Lup	2.8000	26000.	105	41877	No
148	GOM_NL__2PRFIN20100304_145010_000000442087_00240_41877_7758.N1	04-MAR-2010 14:50:10	Dark	44.000	4	Alp1Cen	-0.010000	5800.0	88	41877	No
149	GOM_NL__2PRFIN20100304_145129_000000442087_00240_41877_7759.N1	04-MAR-2010 14:51:29	Dark	44.000	10	Bet Cen	0.61000	28000.	88	41877	No
150	GOM_NL__2PRFIN20100304_145321_000000442087_00240_41877_7760.N1	04-MAR-2010 14:53:21	Dark	44.000	77	Eps Cen	2.3030	28000.	88	41877	No
151	GOM_NL__2PRFIN20100304_145500_000000412087_00240_41877_7761.N1	04-MAR-2010 14:55:00	Dark	40.500	26	Gam Cru	1.6240	2900.0	81	41877	No
152	GOM_NL__2PRFIN20100304_145630_000000442087_00240_41877_7762.N1	04-MAR-2010 14:56:30	Dark	43.500	64	Gam Cen	2.2000	10600.	87	41877	No
153	GOM_NL__2PRFIN20100304_145811_000000542087_00240_41877_7763.N1	04-MAR-2010 14:58:11	Straylight	53.500	123	lot Cen	2.7500	10200.	107	41877	No
154	GOM_NL__2PRFIN20100304_151745_000000402087_00240_41877_7764.N1	04-MAR-2010 15:17:45	Bright	40.000	22	32Alp Leo	1.3600	15200.	80	41877	No
155	GOM_NL__2PRFIN20100304_152017_000000422087_00240_41877_7765.N1	04-MAR-2010 15:20:17	Bright	42.000	51	41Gam1Leo	2.0100	4500.0	84	41877	No
156	GOM_NL__2PRFIN20100304_152856_000000442087_00240_41877_7766.N1	04-MAR-2010 15:28:56	Bright	44.000	174	52Psi UMa	3.0040	4400.0	88	41877	No
157	GOM_NL__2PRFIN20100304_153149_000000412087_00240_41877_7767.N1	04-MAR-2010 15:31:49	Bright	41.000	82	48Bet UMa	2.3650	10600.	82	41877	No
158	GOM_NL__2PRFIN20100304_153312_000000402087_00240_41877_7768.N1	04-MAR-2010 15:33:12	Bright	39.500	36	50Alp UMa	1.8000	6300.0	79	41877	No
159	GOM_NL__2PRFIN20100304_154024_000000422087_00240_41877_7769.N1	04-MAR-2010 15:40:24	Bright	41.500	60	7Bet UMi	2.0810	3950.0	83	41877	No
160	GOM_NL__2PRFIN20100304_154500_000000482087_00240_41877_7770.N1	04-MAR-2010 15:45:00	Bright	47.500	119	14Eta Dra	2.7270	4700.0	95	41877	No



161	GOM_NL__2PRFIN20100304_154933_000000492087_00240_41877_7771.N1	04-MAR-2010 15:49:33	Bright	48.500	130	23Bet Dra	2.7990	5800.0	97	41877	No
162	GOM_NL__2PRFIN20100304_155243_000000352087_00240_41877_7772.N1	04-MAR-2010 15:52:43	Bright	35.000	144	18Del Cyg	2.8600	11000.	70	41877	No
163	GOM_NL__2PRFIN20100304_155452_000000442087_00240_41877_7773.N1	04-MAR-2010 15:54:52	Bright	44.000	5	3Alp Lyr	0.033000	11000.	88	41877	No
164	GOM_NL__2PRFIN20100304_160243_000000442087_00240_41877_7774.N1	04-MAR-2010 16:02:43	Bright	43.500	168	17Zet Aql	2.9860	11000.	87	41877	No
165	GOM_NL__2PRFIN20100304_161238_000000422087_00240_41877_7775.N1	04-MAR-2010 16:12:38	Dark	41.500	155	41Pi Sgr	2.9000	6600.0	83	41877	No
166	GOM_NL__2PRFIN20100304_161430_000000432087_00240_41877_7776.N1	04-MAR-2010 16:14:30	Dark	43.000	57	34Sig Sgr	2.0660	26000.	86	41877	No
167	GOM_NL__2PRFIN20100304_161741_000000442087_00240_41877_7777.N1	04-MAR-2010 16:17:41	Dark	44.000	38	20Eps Sgr	1.8360	11000.	88	41877	No
168	GOM_NL__2PRFIN20100304_162043_000000572087_00240_41877_7778.N1	04-MAR-2010 16:20:43	Dark	57.000	25	35Lam Sco	1.6200	28000.	114	41877	No
169	GOM_NL__2PRFIN20100304_162900_000000512087_00241_41878_7785.N1	04-MAR-2010 16:29:00	Dark	50.500	131	Gam Lup	2.8000	26000.	101	41878	No
170	GOM_NL__2PRFIN20100304_163047_000000522087_00241_41878_7786.N1	04-MAR-2010 16:30:47	Dark	51.500	4	Alp1Cen	-0.010000	5800.0	103	41878	No
171	GOM_NL__2PRFIN20100304_163205_000000542087_00241_41878_7787.N1	04-MAR-2010 16:32:05	Dark	53.500	10	Bet Cen	0.61000	28000.	107	41878	No
172	GOM_NL__2PRFIN20100304_163358_000000432087_00241_41878_7788.N1	04-MAR-2010 16:33:58	Dark	42.500	77	Eps Cen	2.3030	28000.	85	41878	No
173	GOM_NL__2PRFIN20100304_163537_000000452087_00241_41878_7789.N1	04-MAR-2010 16:35:37	Dark	45.000	26	Gam Cru	1.6240	2900.0	90	41878	No
174	GOM_NL__2PRFIN20100304_163707_000000472087_00241_41878_7790.N1	04-MAR-2010 16:37:07	Dark	46.500	64	Gam Cen	2.2000	10600.	93	41878	No
175	GOM_NL__2PRFIN20100304_163848_000000572087_00241_41878_7791.N1	04-MAR-2010 16:38:48	Straylight	56.500	123	lot Cen	2.7500	10200.	113	41878	No
176	GOM_NL__2PRFIN20100304_165821_000000432087_00241_41878_7792.N1	04-MAR-2010 16:58:21	Bright	43.000	22	32Alp Leo	1.3600	15200.	86	41878	No
177	GOM_NL__2PRFIN20100304_170052_000000422087_00241_41878_7793.N1	04-MAR-2010 17:00:52	Bright	42.000	51	41Gam1Leo	2.0100	4500.0	84	41878	No
178	GOM_NL__2PRFIN20100304_170932_000000462087_00241_41878_7794.N1	04-MAR-2010 17:09:32	Bright	45.500	174	52Psi UMa	3.0040	4400.0	91	41878	No
179	GOM_NL__2PRFIN20100304_171224_000000402087_00241_41878_7795.N1	04-MAR-2010 17:12:24	Bright	40.000	82	48Bet UMa	2.3650	10600.	80	41878	No
180	GOM_NL__2PRFIN20100304_171347_000000392087_00241_41878_7796.N1	04-MAR-2010 17:13:47	Bright	38.500	36	50Alp UMa	1.8000	6300.0	77	41878	No
181	GOM_NL__2PRFIN20100304_172059_000000422087_00241_41878_7797.N1	04-MAR-2010 17:20:59	Bright	42.000	60	7Bet UMi	2.0810	3950.0	84	41878	No
182	GOM_NL__2PRFIN20100304_172536_000000472087_00241_41878_7798.N1	04-MAR-2010 17:25:36	Bright	46.500	119	14Eta Dra	2.7270	4700.0	93	41878	No
183	GOM_NL__2PRFIN20100304_173008_000000452087_00241_41878_7799.N1	04-MAR-2010 17:30:08	Bright	45.000	130	23Bet Dra	2.7990	5800.0	90	41878	No
184	GOM_NL__2PRFIN20100304_173319_000000362087_00241_41878_7800.N1	04-MAR-2010 17:33:19	Bright	36.000	144	18Del Cyg	2.8600	11000.	72	41878	No
185	GOM_NL__2PRFIN20100304_173528_000000472087_00241_41878_7801.N1	04-MAR-2010 17:35:28	Bright	47.000	5	3Alp Lyr	0.033000	11000.	94	41878	No
186	GOM_NL__2PRFIN20100304_174319_000000602087_00241_41878_7802.N1	04-MAR-2010 17:43:19	Bright	60.000	168	17Zet Aql	2.9860	11000.	120	41878	No
187	GOM_NL__2PRFIN20100304_175314_000000422087_00241_41878_7803.N1	04-MAR-2010 17:53:14	Dark	42.000	155	41Pi Sgr	2.9000	6600.0	84	41878	No
188	GOM_NL__2PRFIN20100304_175506_000000452087_00241_41878_7804.N1	04-MAR-2010 17:55:06	Dark	45.000	57	34Sig Sgr	2.0660	26000.	90	41878	No
189	GOM_NL__2PRFIN20100304_175818_000000452087_00241_41878_7805.N1	04-MAR-2010 17:58:18	Dark	44.500	38	20Eps Sgr	1.8360	11000.	89	41878	No
190	GOM_NL__2PRFIN20100304_180120_000000502087_00241_41878_7806.N1	04-MAR-2010 18:01:20	Dark	49.500	25	35Lam Sco	1.6200	28000.	99	41878	No
191	GOM_NL__2PRFIN20100304_180342_000000572087_00241_41878_7793.N1	04-MAR-2010 18:03:42	Dark	56.500	75	26Eps Sco	2.2910	4250.0	113	41878	No
192	GOM_NL__2PRFIN20100304_195014_000000502087_00243_41880_7801.N1	04-MAR-2010 19:50:14	Dark	49.500	131	Gam Lup	2.8000	26000.	99	41880	No
193	GOM_NL__2PRFIN20100304_195200_000000462087_00243_41880_7802.N1	04-MAR-2010 19:52:00	Dark	45.500	4	Alp1Cen	-0.010000	5800.0	91	41880	No
194	GOM_NL__2PRFIN20100304_195318_000000482087_00243_41880_7803.N1	04-MAR-2010 19:53:18	Dark	48.000	10	Bet Cen	0.61000	28000.	96	41880	No
195	GOM_NL__2PRFIN20100304_195511_000000492087_00243_41880_7804.N1	04-MAR-2010 19:55:11	Dark	48.500	77	Eps Cen	2.3030	28000.	97	41880	No
196	GOM_NL__2PRFIN20100304_195650_000000412087_00243_41880_7805.N1	04-MAR-2010 19:56:50	Dark	41.000	26	Gam Cru	1.6240	2900.0	82	41880	No
197	GOM_NL__2PRFIN20100304_195820_000000472087_00243_41880_7806.N1	04-MAR-2010 19:58:20	Dark	47.000	64	Gam Cen	2.2000	10600.	94	41880	No
198	GOM_NL__2PRFIN20100304_200001_000000572087_00243_41880_7807.N1	04-MAR-2010 20:00:01	Straylight	57.000	123	lot Cen	2.7500	10200.	114	41880	No
199	GOM_NL__2PRFIN20100304_201933_000000442087_00243_41880_7808.N1	04-MAR-2010 20:19:33	Bright	43.500	22	32Alp Leo	1.3600	15200.	87	41880	No
200	GOM_NL__2PRFIN20100304_202204_000000432087_00243_41880_7809.N1	04-MAR-2010 20:22:04	Bright	43.000	51	41Gam1Leo	2.0100	4500.0	86	41880	No
201	GOM_NL__2PRFIN20100304_203042_000000452087_00243_41880_7810.N1	04-MAR-2010 20:30:42	Bright	44.500	174	52Psi UMa	3.0040	4400.0	89	41880	No
202	GOM_NL__2PRFIN20100304_203335_000000592087_00243_41880_7811.N1	04-MAR-2010 20:33:35	Bright	59.000	82	48Bet UMa	2.3650	10600.	118	41880	No
203	GOM_NL__2PRFIN20100304_203458_000000422087_00243_41880_7812.N1	04-MAR-2010 20:34:58	Bright	41.500	36	50Alp UMa	1.8000	6300.0	83	41880	No
204	GOM_NL__2PRFIN20100304_204210_000000402087_00243_41880_7813.N1	04-MAR-2010 20:42:10	Bright	40.000	60	7Bet UMi	2.0810	3950.0	80	41880	No
205	GOM_NL__2PRFIN20100304_204647_000000482087_00243_41880_7814.N1	04-MAR-2010 20:46:47	Bright	47.500	119	14Eta Dra	2.7270	4700.0	95	41880	No
206	GOM_NL__2PRFIN20100304_205119_000000682087_00243_41880_7815.N1	04-MAR-2010 20:51:19	Bright	68.000	130	23Bet Dra	2.7990	5800.0	136	41880	No
207	GOM_NL__2PRFIN20100304_205431_000000362087_00243_41880_7816.N1	04-MAR-2010 20:54:31	Bright	36.000	144	18Del Cyg	2.8600	11000.	72	41880	No
208	GOM_NL__2PRFIN20100304_205640_000000472087_00243_41880_7817.N1	04-MAR-2010 20:56:40	Bright	47.000	5	3Alp Lyr	0.033000	11000.	94	41880	No
209	GOM_NL__2PRFIN20100304_210432_000000602087_00243_41880_7818.N1	04-MAR-2010 21:04:32	Bright	60.000	168	17Zet Aql	2.9860	11000.	120	41880	No
210	GOM_NL__2PRFIN20100304_211427_000000422087_00243_41880_7819.N1	04-MAR-2010 21:14:27	Dark	41.500	155	41Pi Sgr	2.9000	6600.0	83	41880	No
211	GOM_NL__2PRFIN20100304_211619_000000422087_00243_41880_7820.N1	04-MAR-2010 21:16:19	Dark	42.000	57	34Sig Sgr	2.0660	26000.	84	41880	No
212	GOM_NL__2PRFIN20100304_211931_000000462087_00243_41880_7821.N1	04-MAR-2010 21:19:31	Dark	45.500	38	20Eps Sgr	1.8360	11000.	91	41880	No
213	GOM_NL__2PRFIN20100304_212233_000000552087_00243_41880_7822.N1	04-MAR-2010 21:22:33	Dark	54.500	25	35Lam Sco	1.6200	28000.	109	41880	No
214	GOM_NL__2PRFIN20100304_213051_000000522087_00244_41881_7822.N1	04-MAR-2010 21:30:51	Dark	51.500	131	Gam Lup	2.8000	26000.	103	41881	No
215	GOM_NL__2PRFIN20100304_213237_000000572087_00244_41881_7823.N1	04-MAR-2010 21:32:37	Dark	56.500	4	Alp1Cen	-0.010000	5800.0	113	41881	No
216	GOM_NL__2PRFIN20100304_213355_000000402087_00244_41881_7824.N1	04-MAR-2010 21:33:55	Dark	39.500	10	Bet Cen	0.61000	28000.	79	41881	No
217	GOM_NL__2PRFIN20100304_213547_000000432087_00244_41881_7825.N1	04-MAR-2010 21:35:47	Dark	43.000	77	Eps Cen	2.3030	28000.	86	41881	No
218	GOM_NL__2PRFIN20100304_213726_000000562087_00244_41881_7826.N1	04-MAR-2010 21:37:26	Dark	56.000	26	Gam Cru	1.6240	2900.0	112	41881	No
219	GOM_NL__2PRFIN20100304_213856_000000472087_00244_41881_7827.N1	04-MAR-2010 21:38:56	Dark	47.000	64	Gam Cen	2.2000	10600.	94	41881	No

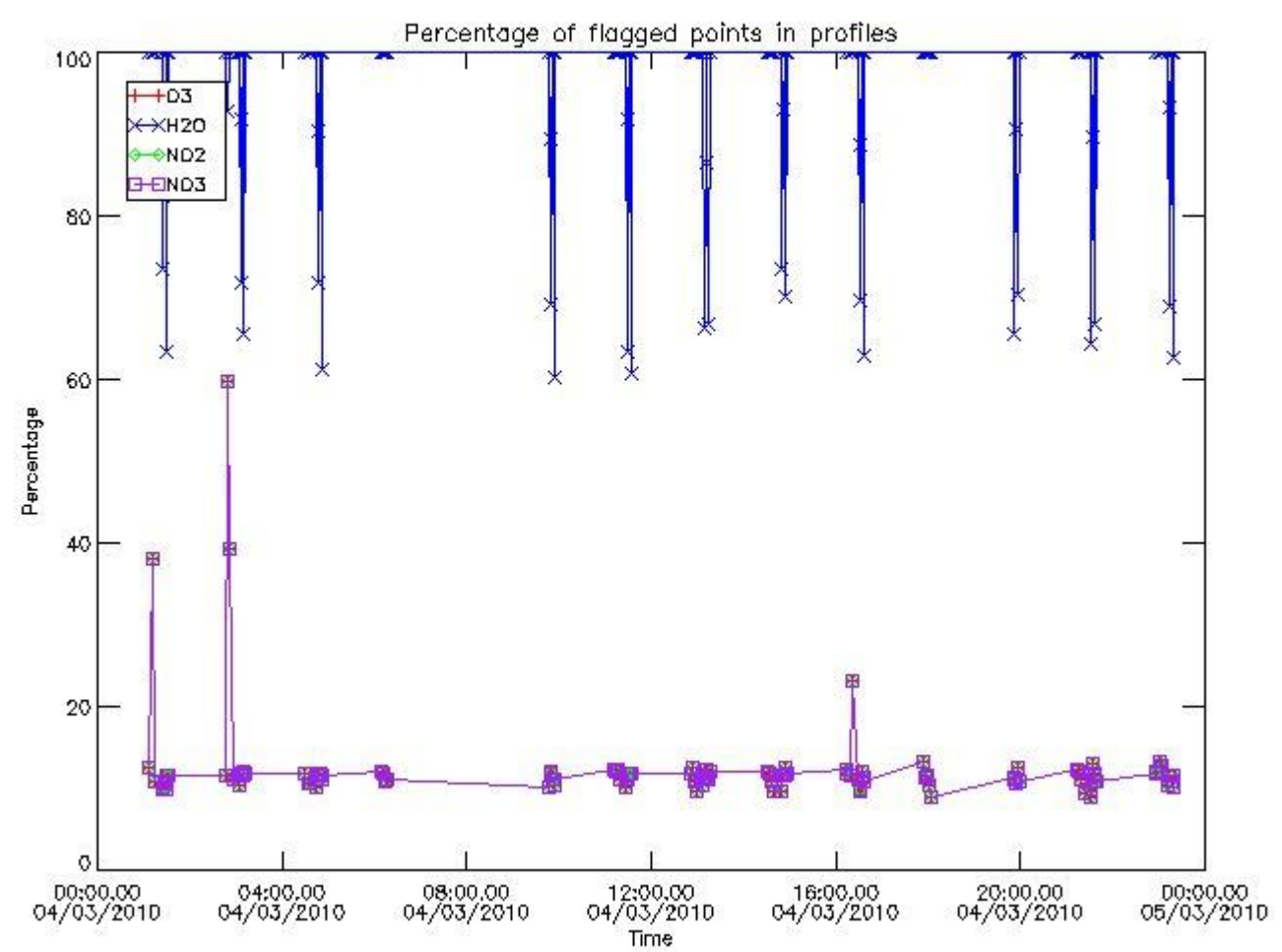


220	GOM_NL__2PRFIN20100304_214038_000000532087_00244_41881_7828.N1	04-MAR-2010 21:40:38	Straylight	52.500	123	lot Cen	2.7500	10200.	105	41881	No
221	GOM_NL__2PRFIN20100304_220008_000000442087_00244_41881_7829.N1	04-MAR-2010 22:00:08	Bright	43.500	22	32Alp Leo	1.3600	15200.	87	41881	No
222	GOM_NL__2PRFIN20100304_220239_000000432087_00244_41881_7830.N1	04-MAR-2010 22:02:39	Bright	43.000	51	41Gam1Leo	2.0100	4500.0	86	41881	No
223	GOM_NL__2PRFIN20100304_221117_000000452087_00244_41881_7831.N1	04-MAR-2010 22:11:17	Bright	44.500	174	52Psi UMa	3.0040	4400.0	89	41881	No
224	GOM_NL__2PRFIN20100304_221411_000000422087_00244_41881_7832.N1	04-MAR-2010 22:14:11	Bright	41.500	82	48Bet UMa	2.3650	10600.	83	41881	No
225	GOM_NL__2PRFIN20100304_221534_000000412087_00244_41881_7833.N1	04-MAR-2010 22:15:34	Bright	41.000	36	50Alp UMa	1.8000	6300.0	82	41881	No
226	GOM_NL__2PRFIN20100304_222246_000000412087_00244_41881_7834.N1	04-MAR-2010 22:22:46	Bright	41.000	60	7Bet UMi	2.0810	3950.0	82	41881	No
227	GOM_NL__2PRFIN20100304_222722_000000492087_00244_41881_7835.N1	04-MAR-2010 22:27:22	Bright	48.500	119	14Eta Dra	2.7270	4700.0	97	41881	No
228	GOM_NL__2PRFIN20100304_223155_000000472087_00244_41881_7836.N1	04-MAR-2010 22:31:55	Bright	46.500	130	23Bet Dra	2.7990	5800.0	93	41881	No
229	GOM_NL__2PRFIN20100304_223507_000000362087_00244_41881_7837.N1	04-MAR-2010 22:35:07	Bright	35.500	144	18Del Cyg	2.8600	11000.	71	41881	No
230	GOM_NL__2PRFIN20100304_223715_000000492087_00244_41881_7838.N1	04-MAR-2010 22:37:15	Bright	48.500	5	3Alp Lyr	0.033000	11000.	97	41881	No
231	GOM_NL__2PRFIN20100304_224508_000000432087_00244_41881_7839.N1	04-MAR-2010 22:45:08	Bright	42.500	168	17Zet Aql	2.9860	11000.	85	41881	No
232	GOM_NL__2PRFIN20100304_225504_000000432087_00244_41881_7840.N1	04-MAR-2010 22:55:04	Dark	43.000	155	41Pi Sgr	2.9000	6600.0	86	41881	No
233	GOM_NL__2PRFIN20100304_225656_000000432087_00244_41881_7841.N1	04-MAR-2010 22:56:56	Dark	42.500	57	34Sig Sgr	2.0660	26000.	85	41881	No
234	GOM_NL__2PRFIN20100304_230007_000000422087_00244_41881_7842.N1	04-MAR-2010 23:00:07	Dark	42.000	38	20Eps Sgr	1.8360	11000.	84	41881	No
235	GOM_NL__2PRFIN20100304_230310_000000442087_00244_41881_7843.N1	04-MAR-2010 23:03:10	Dark	43.500	25	35Lam Sco	1.6200	28000.	87	41881	No
236	GOM_NL__2PRFIN20100304_231128_000000502087_00245_41882_7826.N1	04-MAR-2010 23:11:28	Dark	49.500	131	Gam Lup	2.8000	26000.	99	41882	No
237	GOM_NL__2PRFIN20100304_231313_000000442087_00245_41882_7827.N1	04-MAR-2010 23:13:13	Dark	44.000	4	Alp1Cen	-0.010000	5800.0	88	41882	No
238	GOM_NL__2PRFIN20100304_231431_000000452087_00245_41882_7828.N1	04-MAR-2010 23:14:31	Dark	44.500	10	Bet Cen	0.61000	28000.	89	41882	No
239	GOM_NL__2PRFIN20100304_231624_000000482087_00245_41882_7829.N1	04-MAR-2010 23:16:24	Dark	47.500	77	Eps Cen	2.3030	28000.	95	41882	No
240	GOM_NL__2PRFIN20100304_231803_000000502087_00245_41882_7830.N1	04-MAR-2010 23:18:03	Dark	50.000	26	Gam Cru	1.6240	2900.0	100	41882	No
241	GOM_NL__2PRFIN20100304_231933_000000442087_00245_41882_7831.N1	04-MAR-2010 23:19:33	Dark	44.000	64	Gam Cen	2.2000	10600.	88	41882	No
242	GOM_NL__2PRFIN20100304_232115_000000532087_00245_41882_7832.N1	04-MAR-2010 23:21:15	Straylight	53.000	123	lot Cen	2.7500	10200.	106	41882	No
243	GOM_NL__2PRFIN20100304_234044_000000422087_00245_41882_7833.N1	04-MAR-2010 23:40:44	Bright	42.000	22	32Alp Leo	1.3600	15200.	84	41882	No
244	GOM_NL__2PRFIN20100304_234315_000000422087_00245_41882_7834.N1	04-MAR-2010 23:43:15	Bright	41.500	51	41Gam1Leo	2.0100	4500.0	83	41882	No
245	GOM_NL__2PRFIN20100304_235153_000000442087_00245_41882_7835.N1	04-MAR-2010 23:51:53	Bright	44.000	174	52Psi UMa	3.0040	4400.0	88	41882	No
246	GOM_NL__2PRFIN20100304_235446_000000412087_00245_41882_7836.N1	04-MAR-2010 23:54:46	Bright	41.000	82	48Bet UMa	2.3650	10600.	82	41882	No
247	GOM_NL__2PRFIN20100304_235609_000000452087_00245_41882_7837.N1	04-MAR-2010 23:56:09	Bright	45.000	36	50Alp UMa	1.8000	6300.0	90	41882	No

### 3. Quality information per product

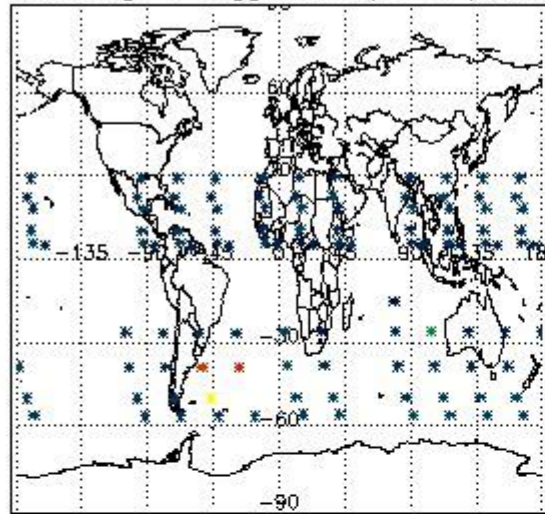
In this section it is plotted some information contained in the Quality Summary data set of the level 2 products. Only products in dark limb conditions and without errors (error flag in the MPH set to "0") are used.

#### 3.1 Plot quality information per product (time dependant)

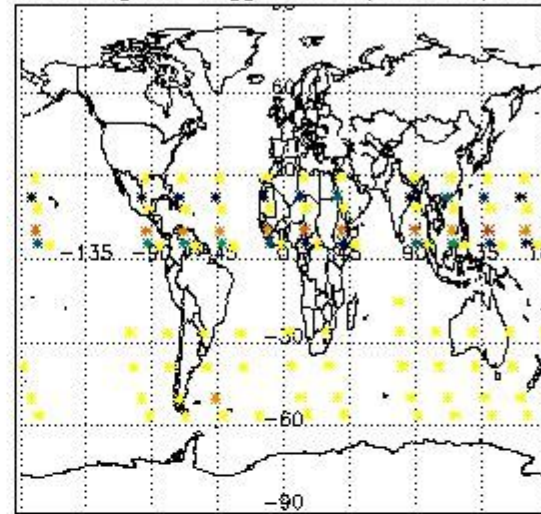


3.2 Plot quality information per product (world map)

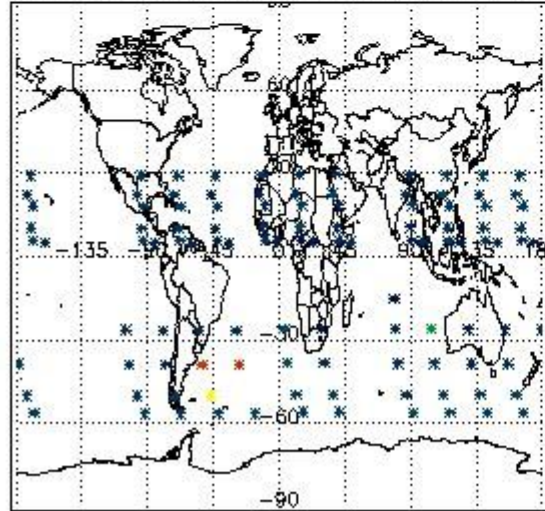
Percentage of flagged data per O3 profile




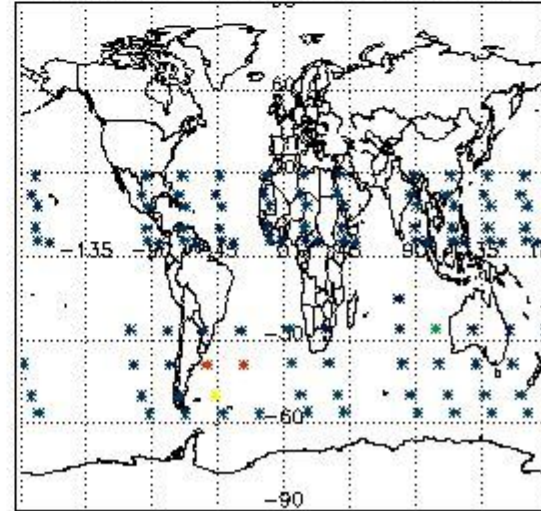
Percentage of flagged data per H2O profile



Percentage of flagged data per NO2 profile



Percentage of flagged data per NO3 profile

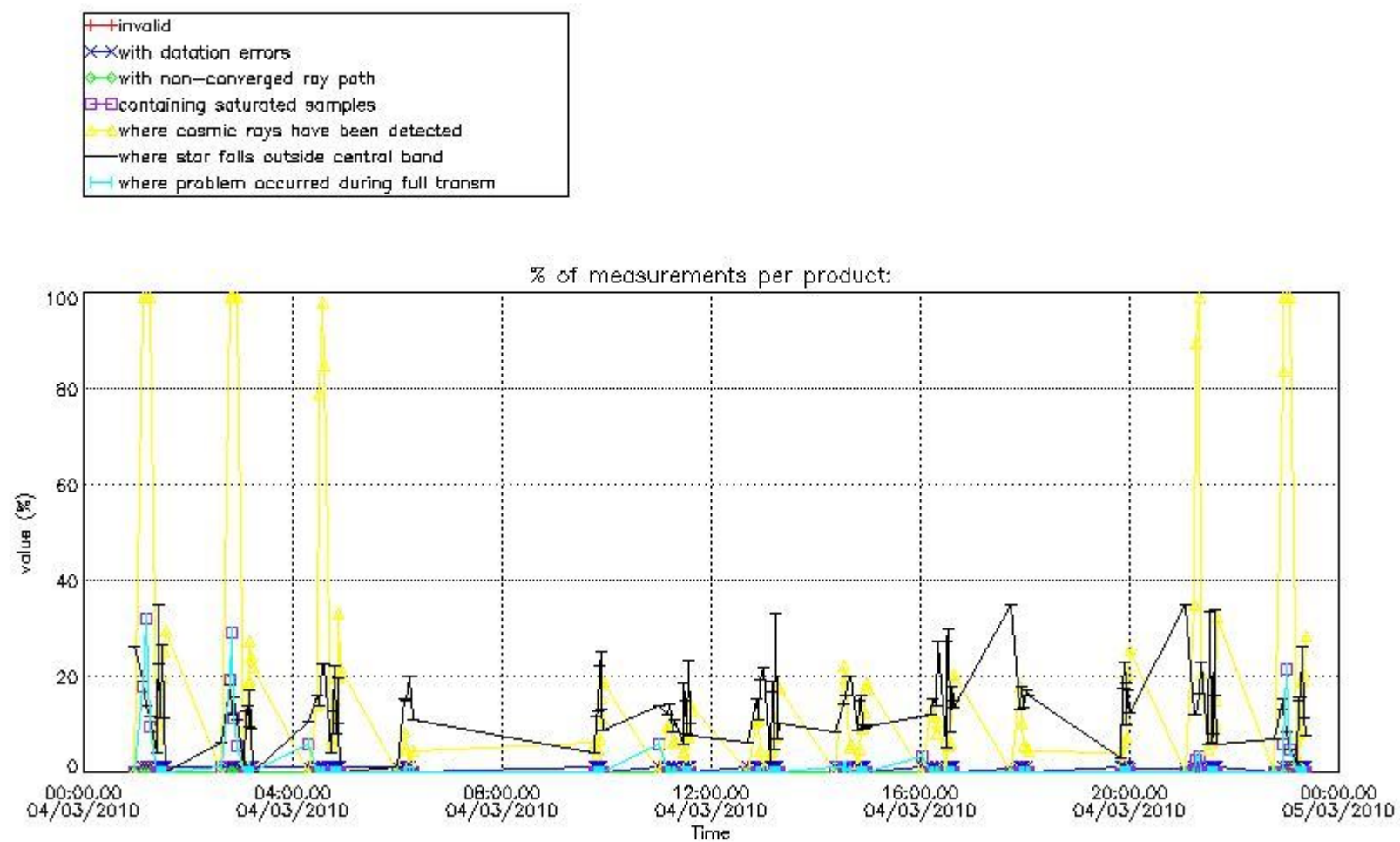


#### 4. Level 1 quality information per product

In this section it is plotted some information contained in the Quality Summary data set of the level 2 products that comes from the level 1b processing. Products without errors (error flag in the MPH set to "0") are used.

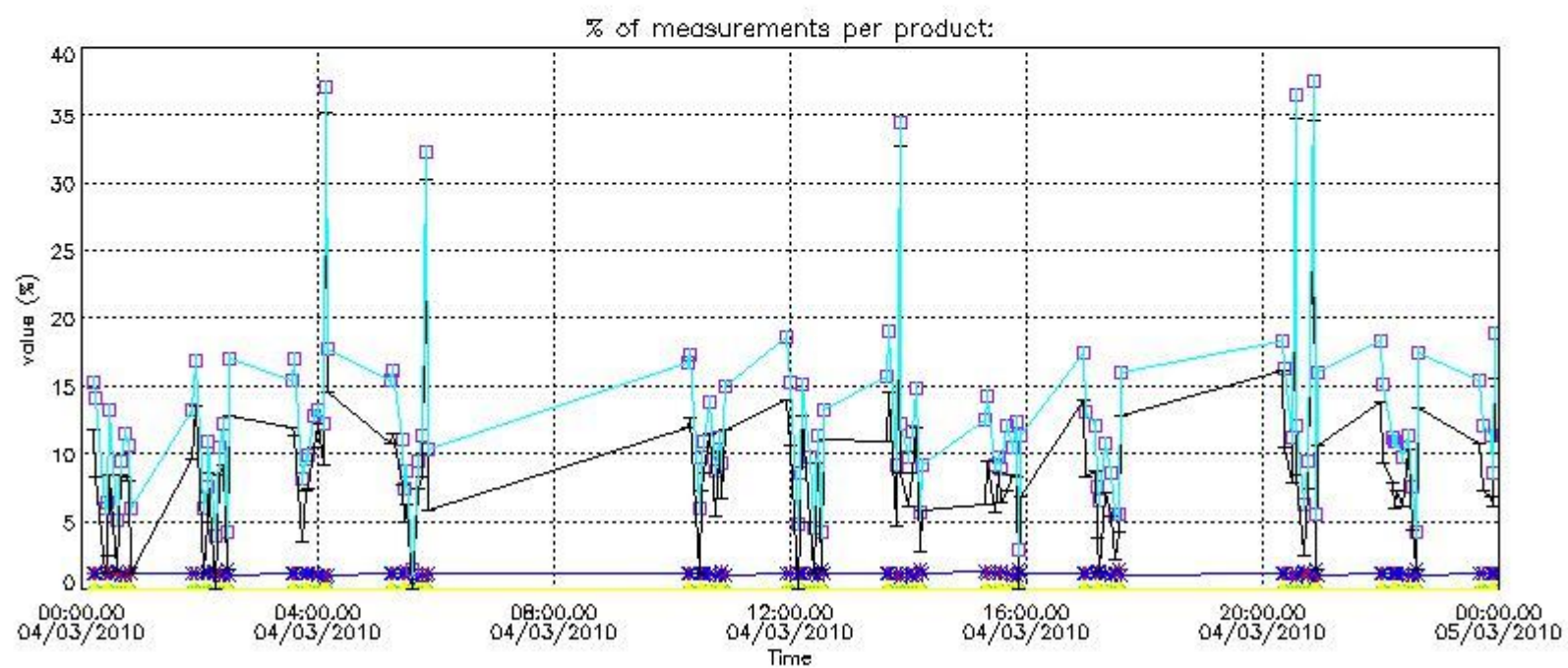
##### 4.1 Plot quality information per product (time dependant) coming from level 1b processing

###### 4.1.1 Plot level 1 quality information per product (time dependant): ENVISAT ASCENDING passes



4.1.2 Plot level 1 quality information per product (time dependant): ENVI SAT DESCENDING passes

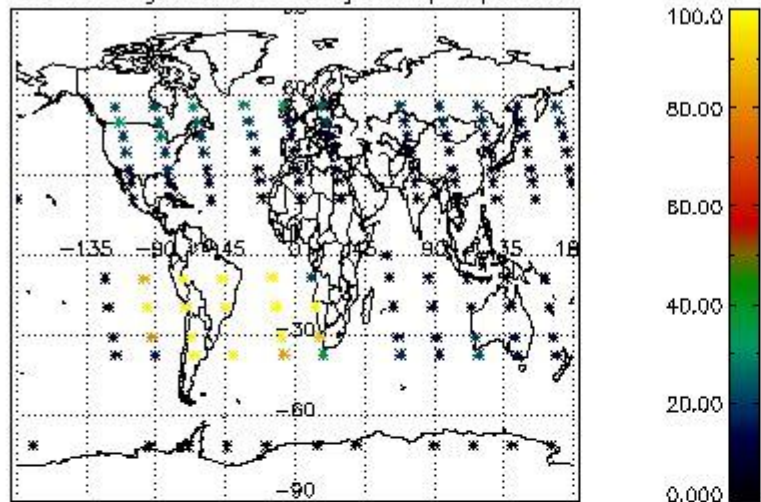




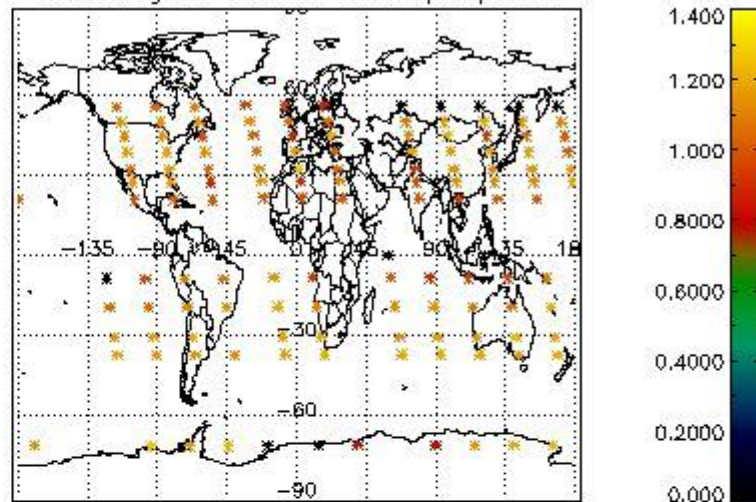
#### 4.2 Plot quality information per product coming from level 1b processing (world map)

##### 4.2.1 Plot level 1 quality information per product (world map): ENVISAT ASCENDING passes

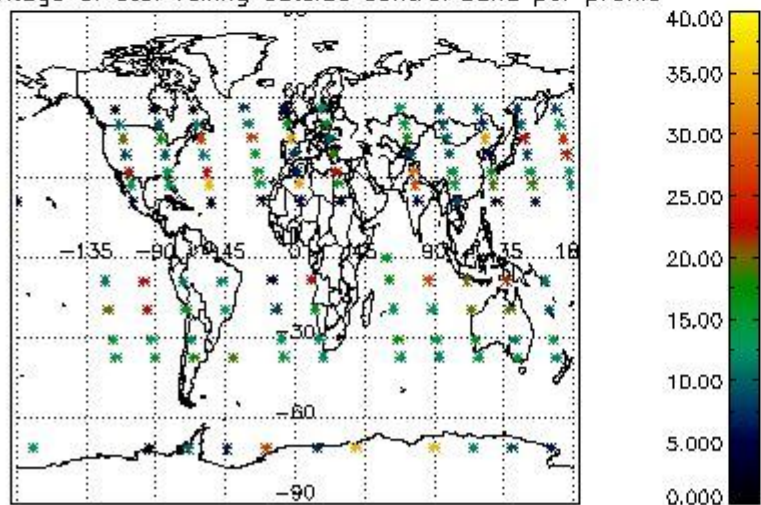
Percentage of cosmic ray hits per profile



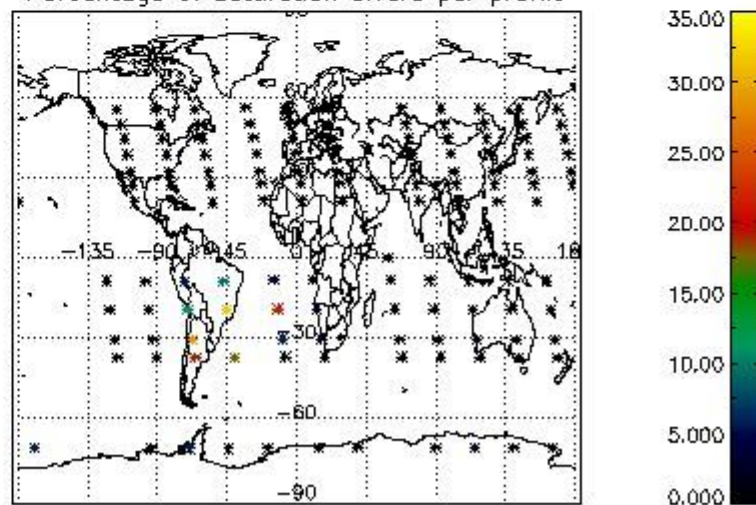
Percentage of datation errors per profile



Percentage of star falling outside central band per profile

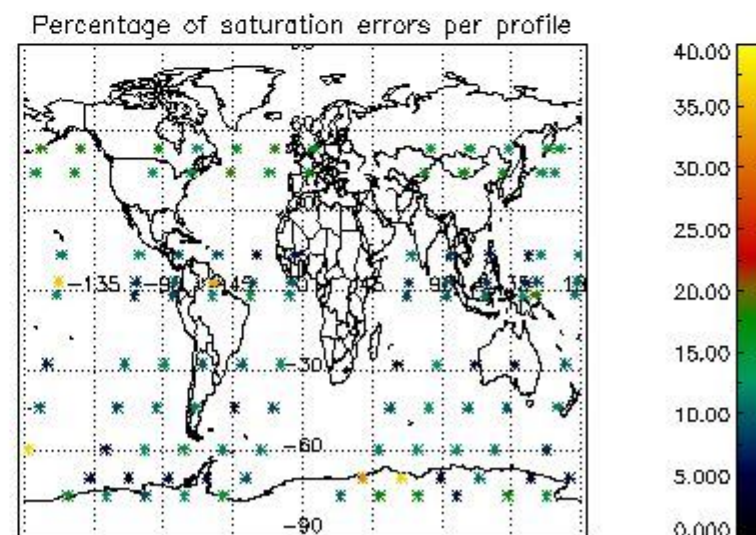
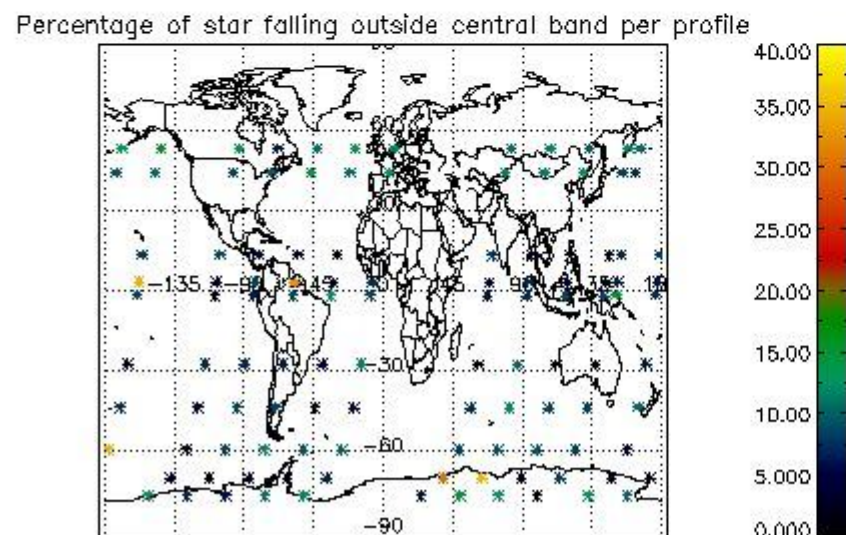
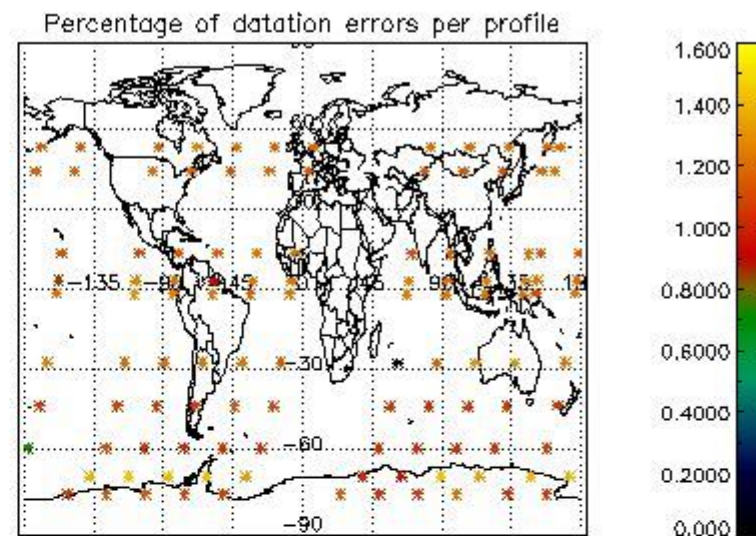
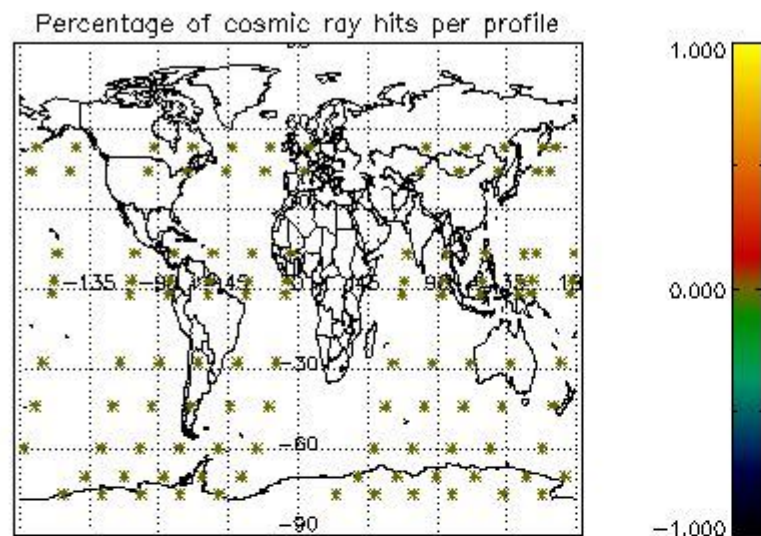


Percentage of saturation errors per profile



4.2.2 Plot level 1 quality information per product (world map): ENVISAT DESCENDING passes





## 5. Trace gas profiles

### 5.1 Ozone statistics based on quality of products

The final quality of the products can be "measured" using the STD (Standard Deviation) attached to every point profile. This information is written to the parameter GOM\_NL\_\_2P/NL\_LOCAL\_SPECIES\_DENSITY/o3\_std of the level 2 products. The table below shows the statistics for given STD ranges.

The statistics are given with respect to the overall valid production:

- Products without fatal errors: GOM\_NL\_\_2P/MPH/PRODUCT\_ERR=0
- Valid point profile: GOM\_NL\_\_2P/NL\_LOCAL\_SPECIES\_DENSITY/pcd(0)=0

The 'Criteria' is applied to valid points of dark limb products:

- Products in dark limb illumination condition: GOM\_NL\_\_2P/NL\_SUMMARY\_QUALITY/obs\_ill\_cond=0
- Products without fatal errors: GOM\_NL\_\_2P/MPH/PRODUCT\_ERR=0
- Valid point profile: GOM\_NL\_\_2P/NL\_LOCAL\_SPECIES\_DENSITY/pcd(0)=0

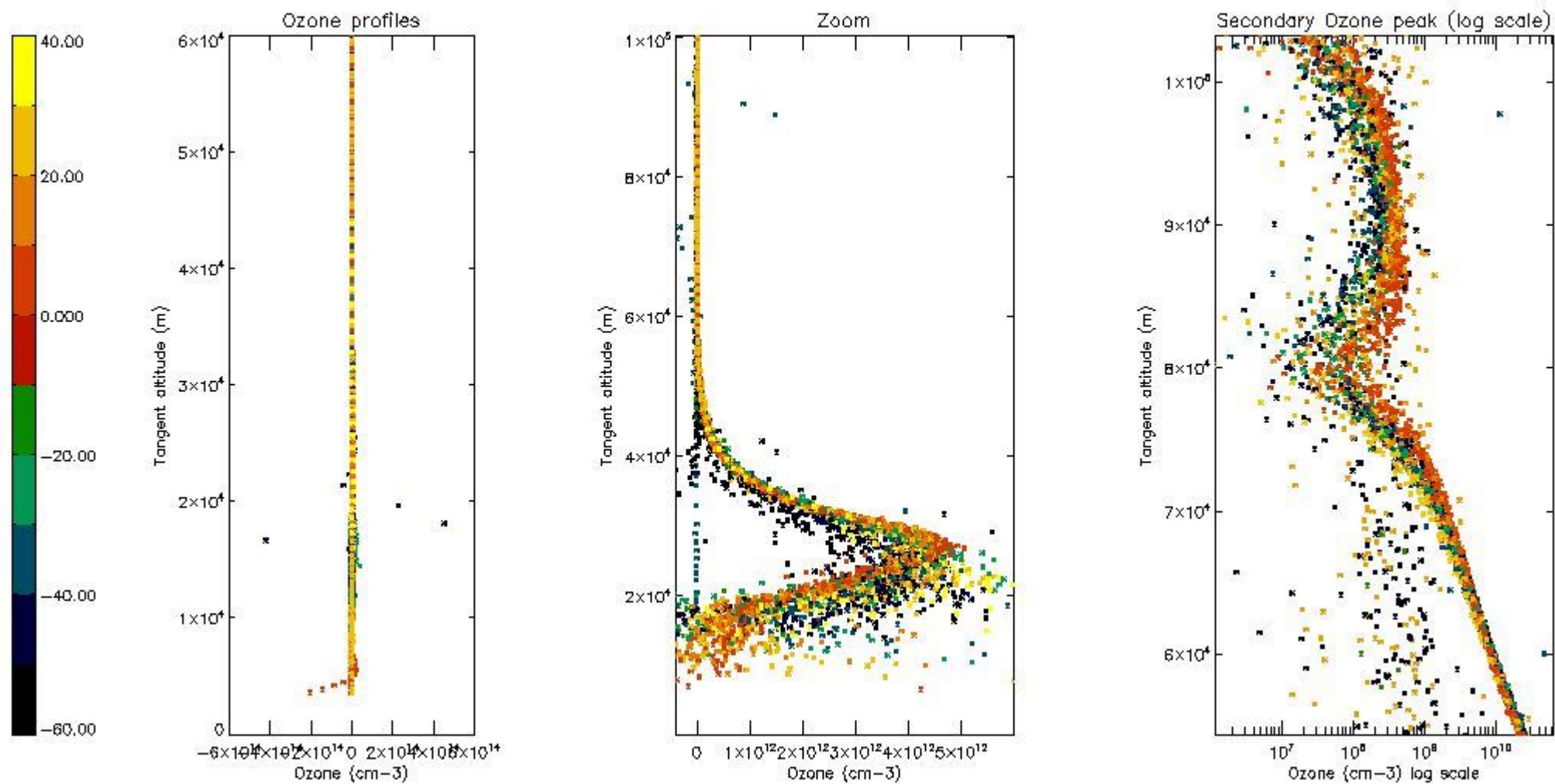
So, the table below shows the percentage of dark limb and valid observations for each criteria with respect to the overall valid daily observations.

Criteria	% of total production
All STD	46
STD < 20	25

STD < 10	20
STD < 5	14

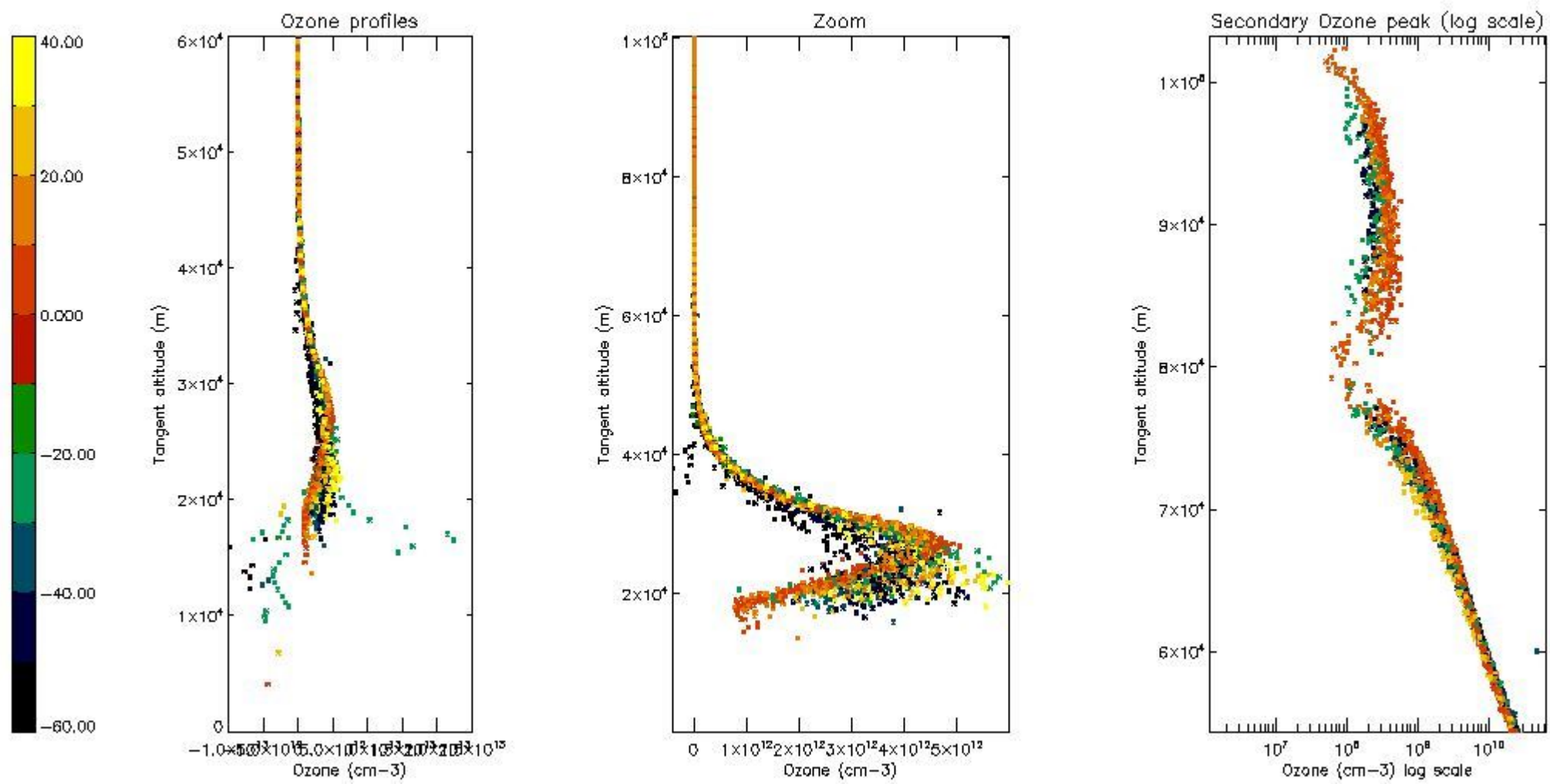
5.2 Plot ozone profiles for all STD (dark without errors)

The colorbar represents the latitude.



5.3 Plot ozone profiles where STD < 20% (dark without errors)

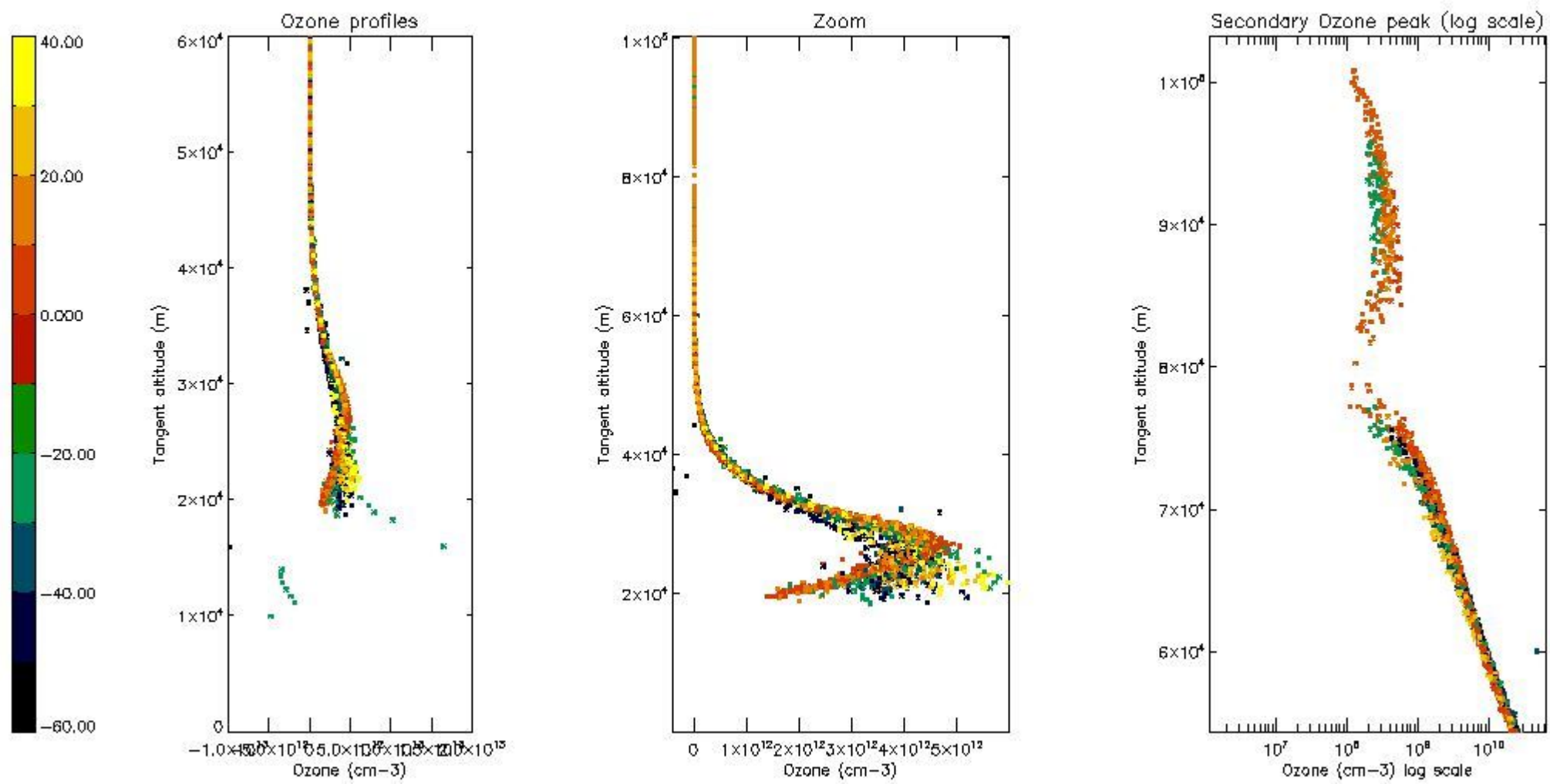
The colorbar represents the latitude.



5.4 Plot ozone profiles where  $STD < 10\%$  (dark without errors)

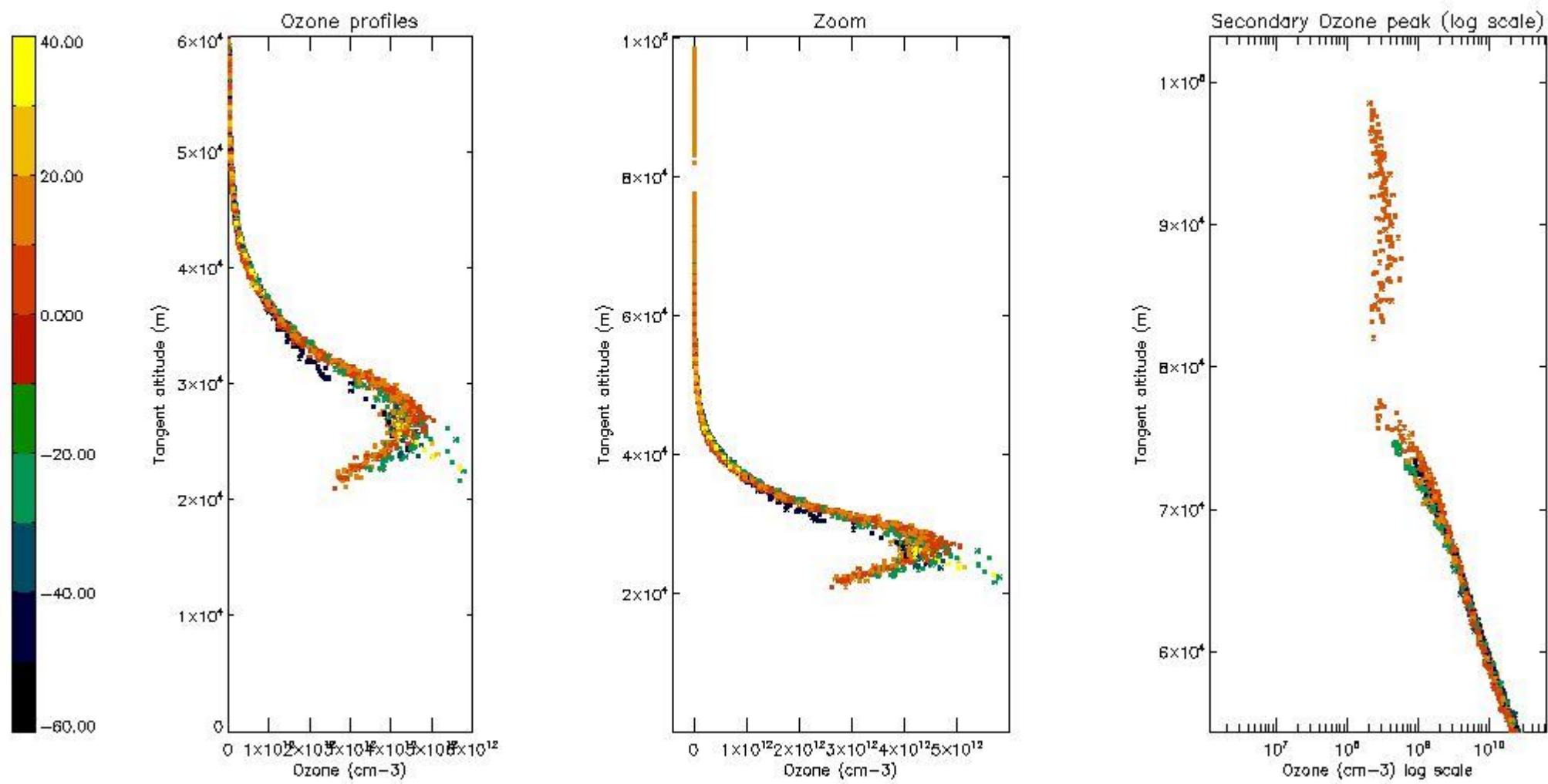
The colorbar represents the latitude.





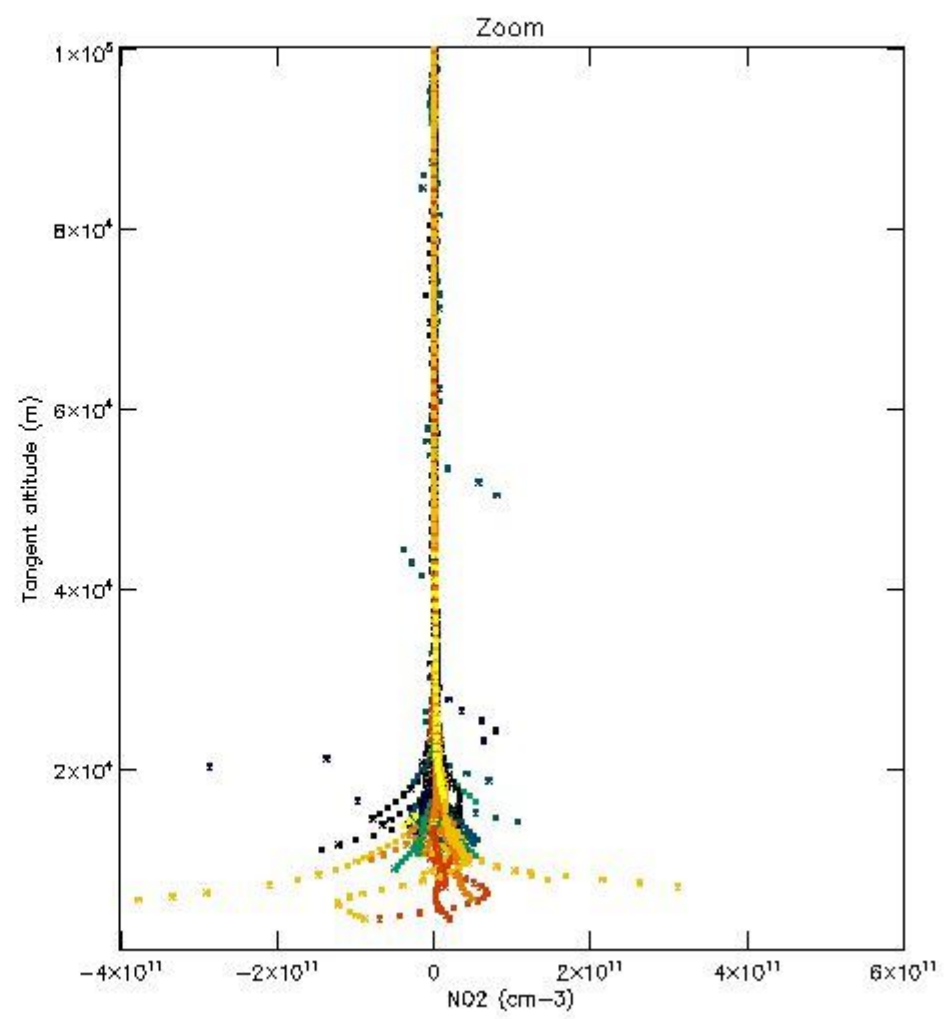
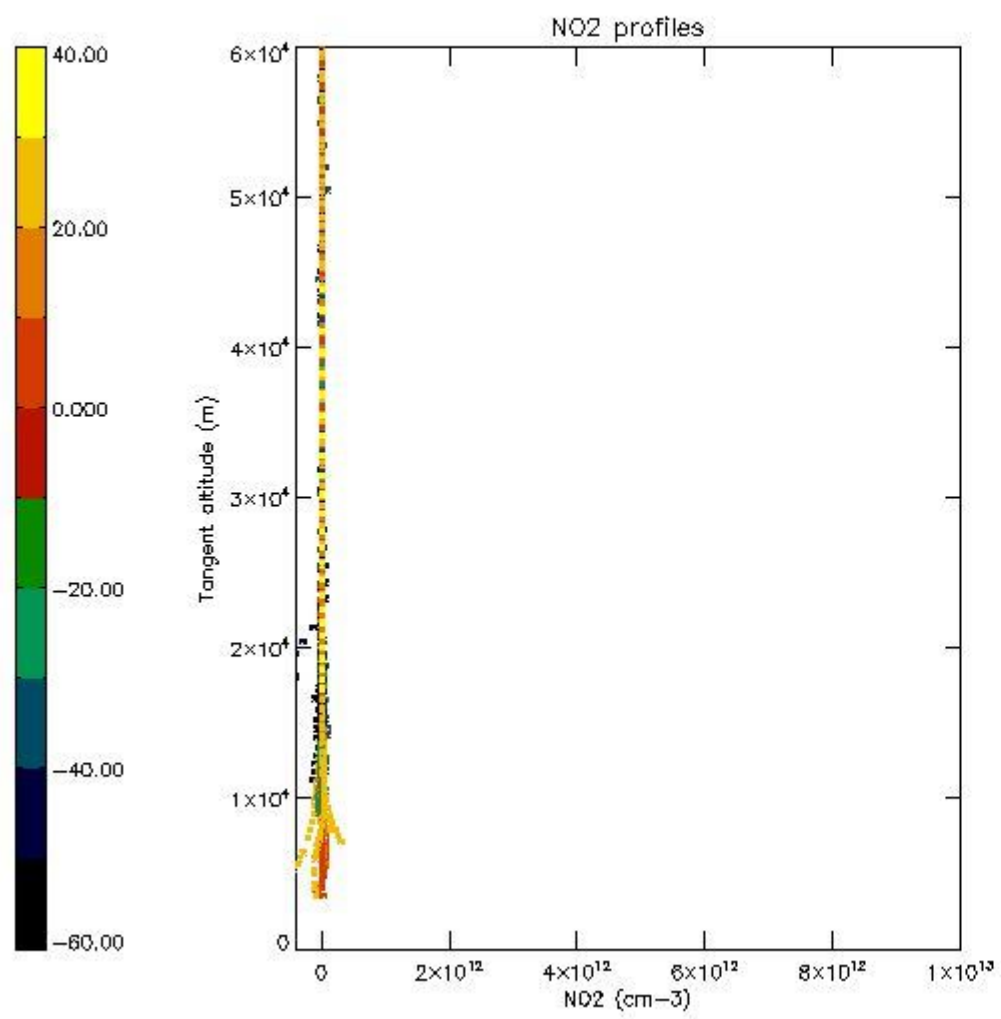
*5.5 Plot ozone profiles where  $STD < 5\%$  (dark without errors)*

The colorbar represents the latitude.



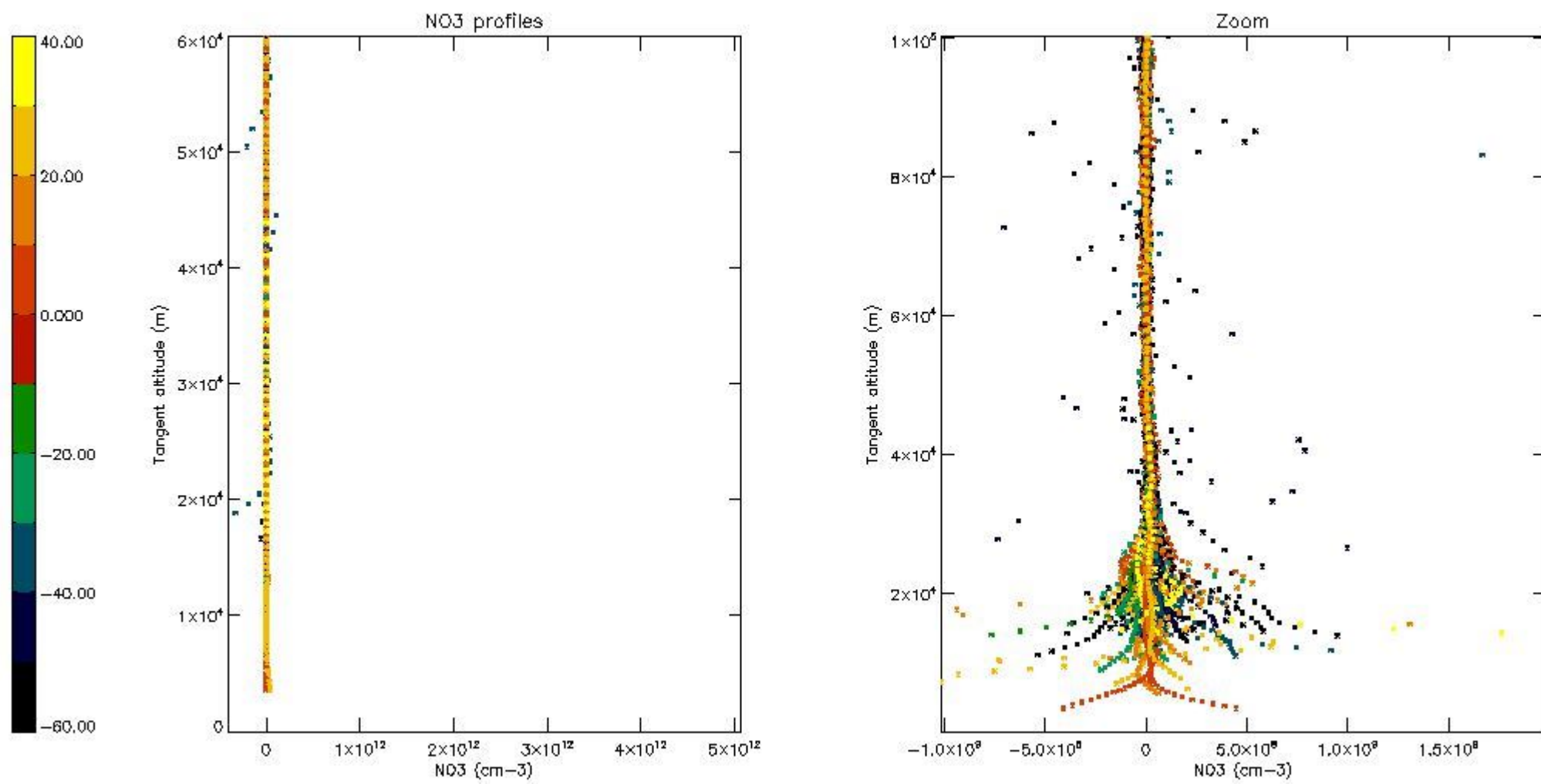
*5.6 Plot NO<sub>2</sub> profiles for all STD (dark without errors)*

The colorbar represents the latitude.



*5.7 Plot NO3 profiles for all STD (dark without errors)*

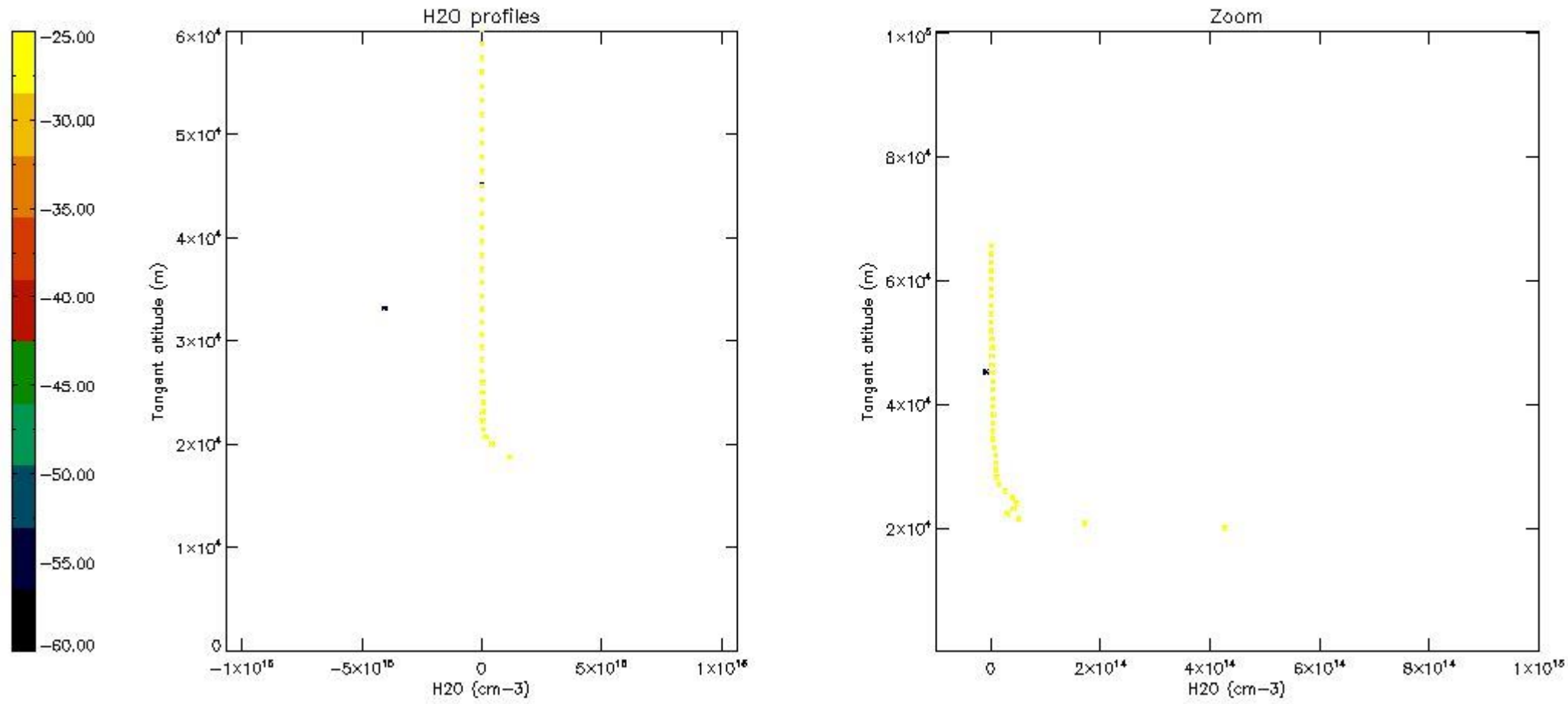
The colorbar represents the latitude.



5.8 Plot H2O profiles for all STD (only for occultations of stars 1,2,3,4,13,14,16,26,63 dark without errors)

The colorbar represents the latitude.

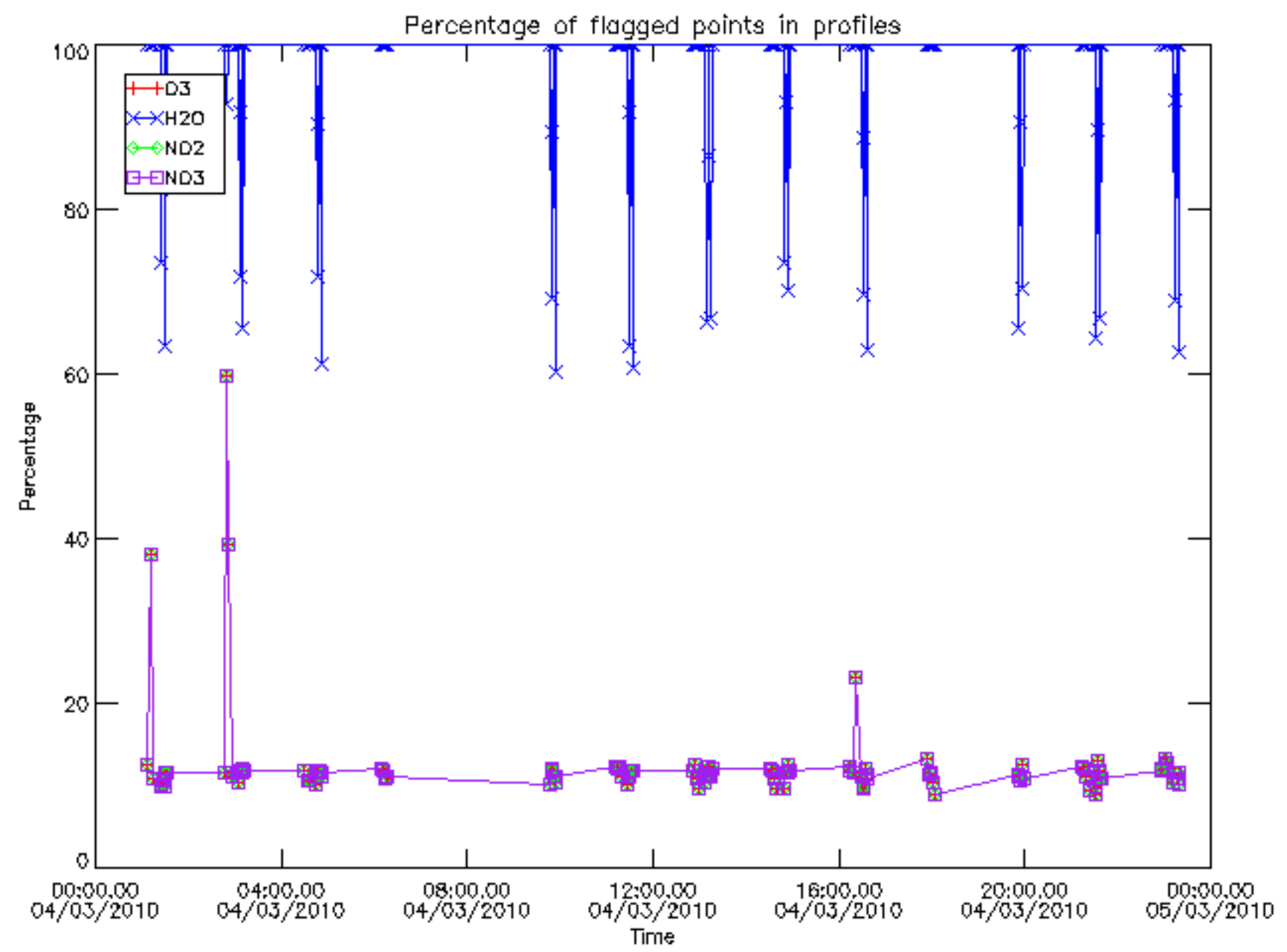




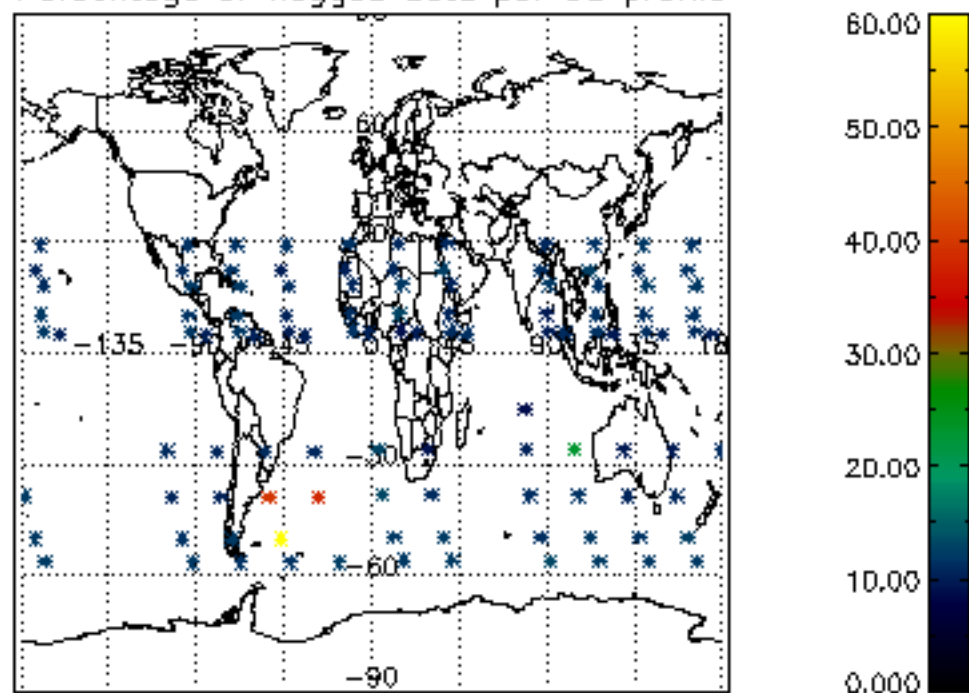
## 6. Auxiliary Data Files used for the production reported in section 2

The number reported in the third column indicates since which file (see list in section 2) the corresponding auxiliary file has been used. The fourth column is the date of those product files.

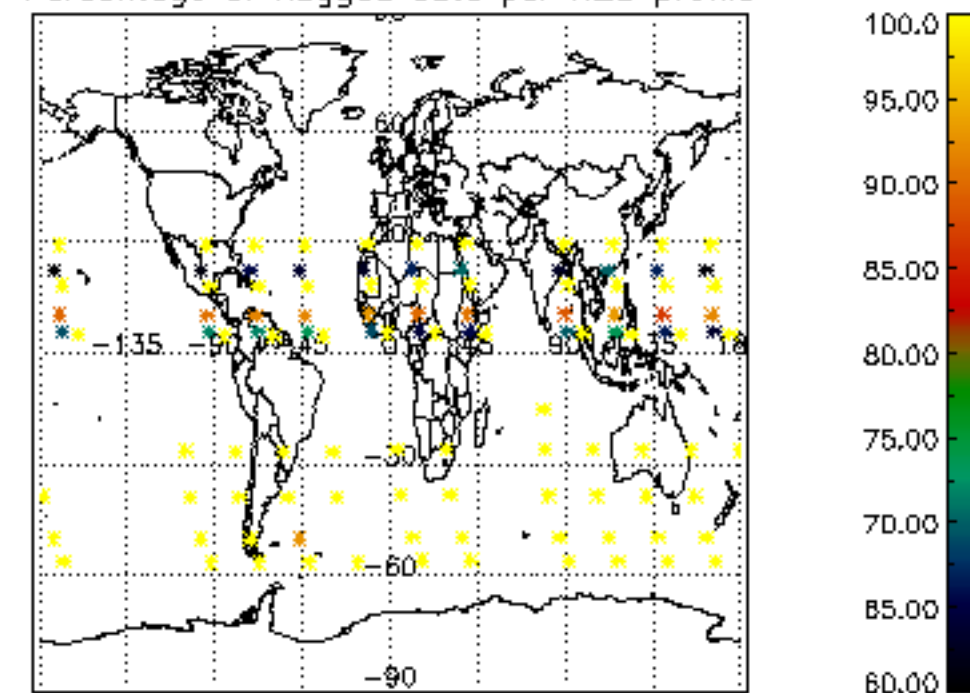
Type	Auxiliary Filename	Used since product	Used since product date
INST_PHYS_CHARACTERISTICS	GOM_INS_AXVIEC20091111_143220_20030716_120000_20500101_000000	1	04-MAR-2010 00:12:23
LEVEL-2_PROC_CONFIG	GOM_PR2_AXVIEC20091111_152718_20020301_000000_20500101_000000	1	04-MAR-2010 00:12:23
CROSS_SECTIONS_FILE	GOM_CRS_AXVIEC20091111_154832_20020301_000000_20500101_000000	1	04-MAR-2010 00:12:23



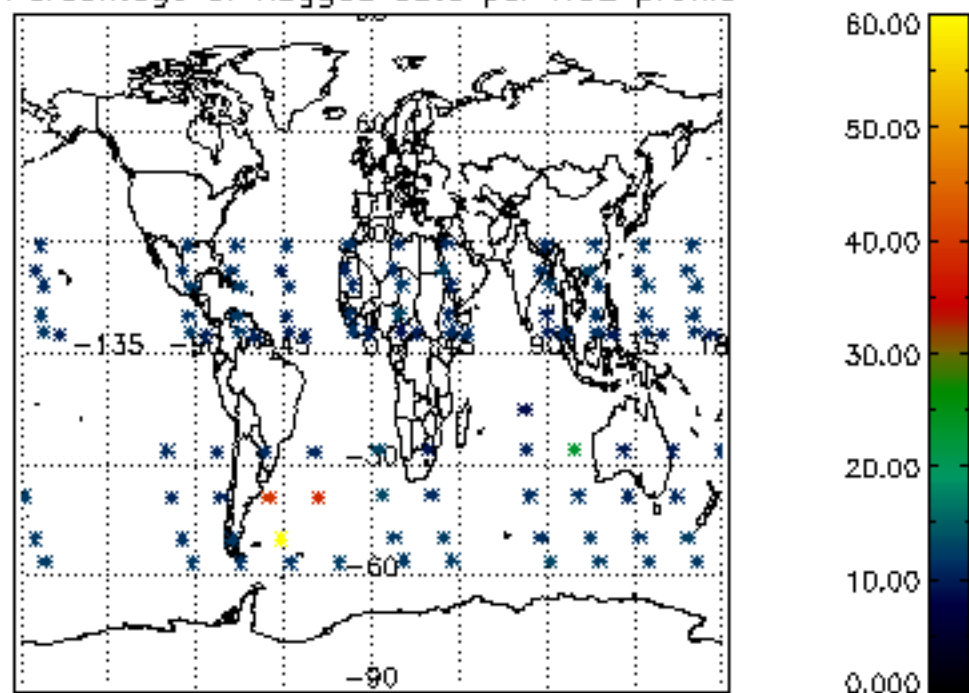
Percentage of flagged data per D3 profile



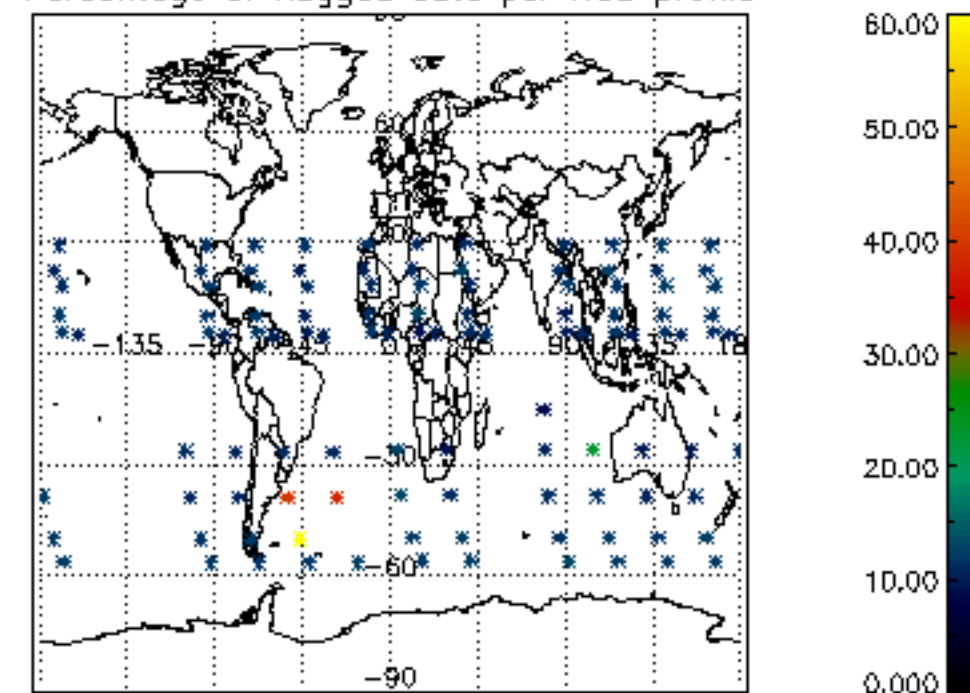
Percentage of flagged data per H2O profile

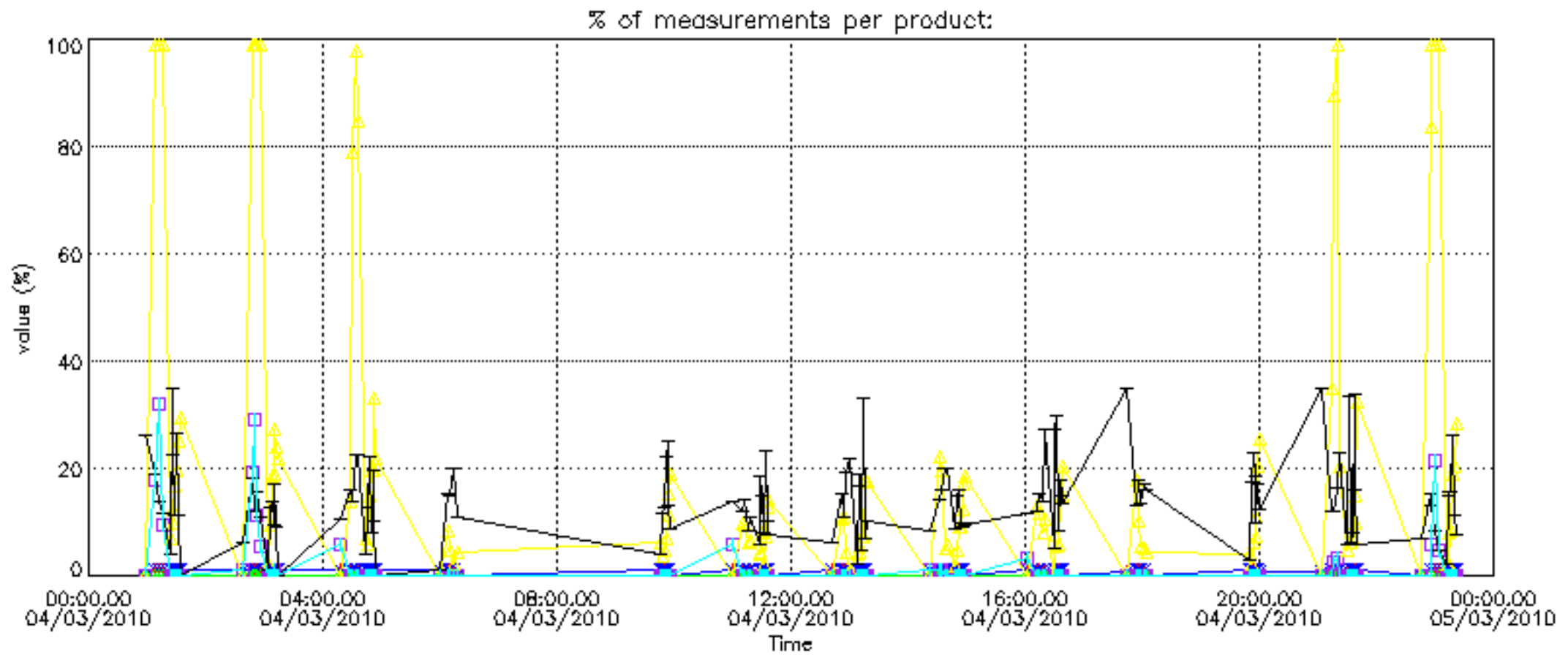


Percentage of flagged data per NO2 profile

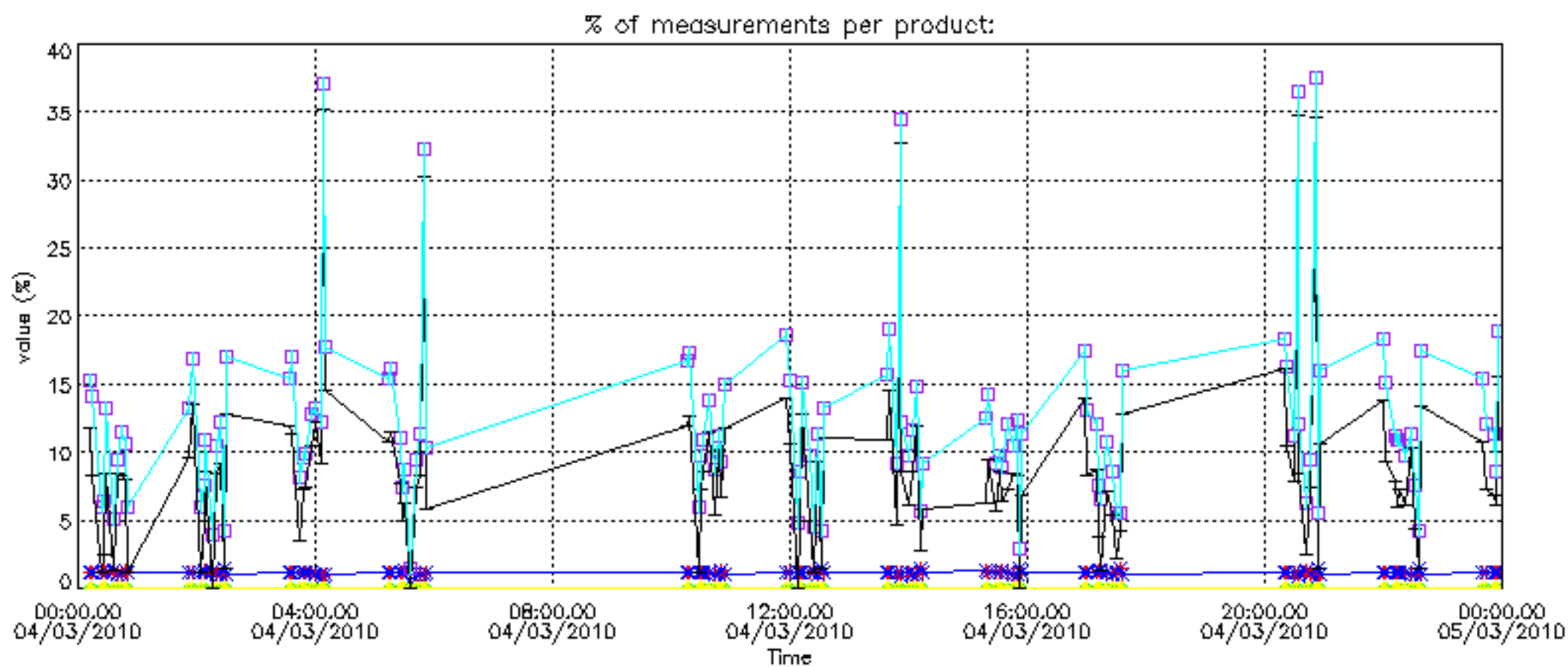


Percentage of flagged data per NO3 profile

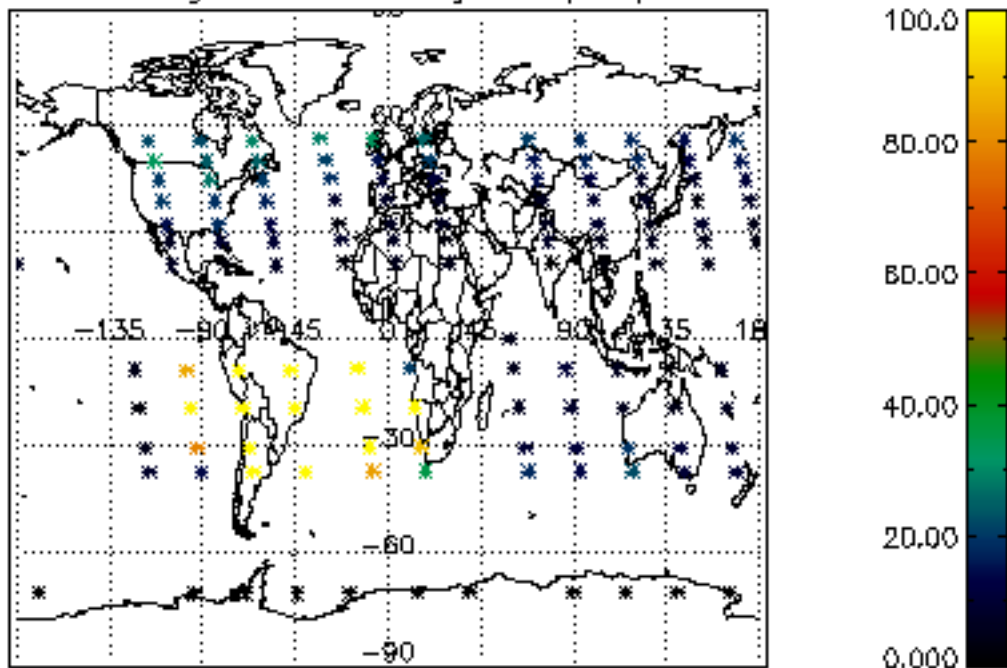




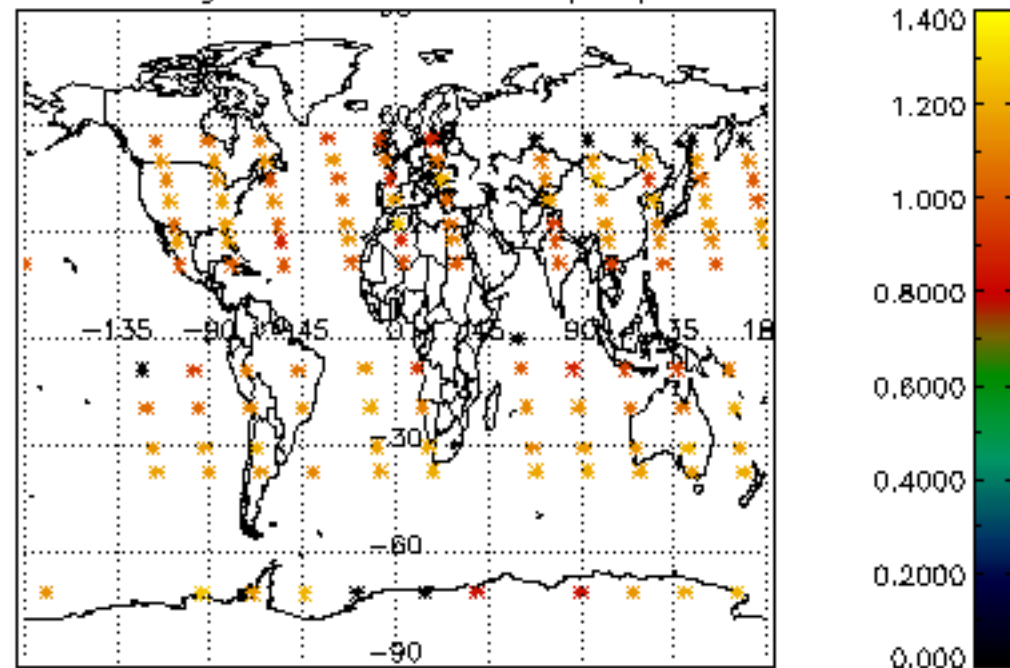




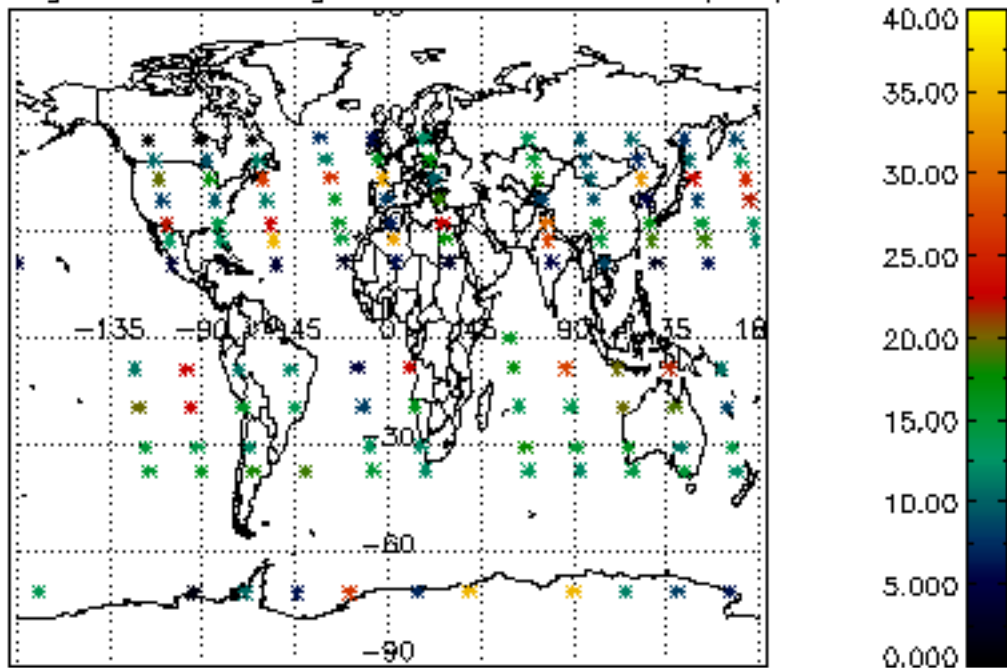
Percentage of cosmic ray hits per profile



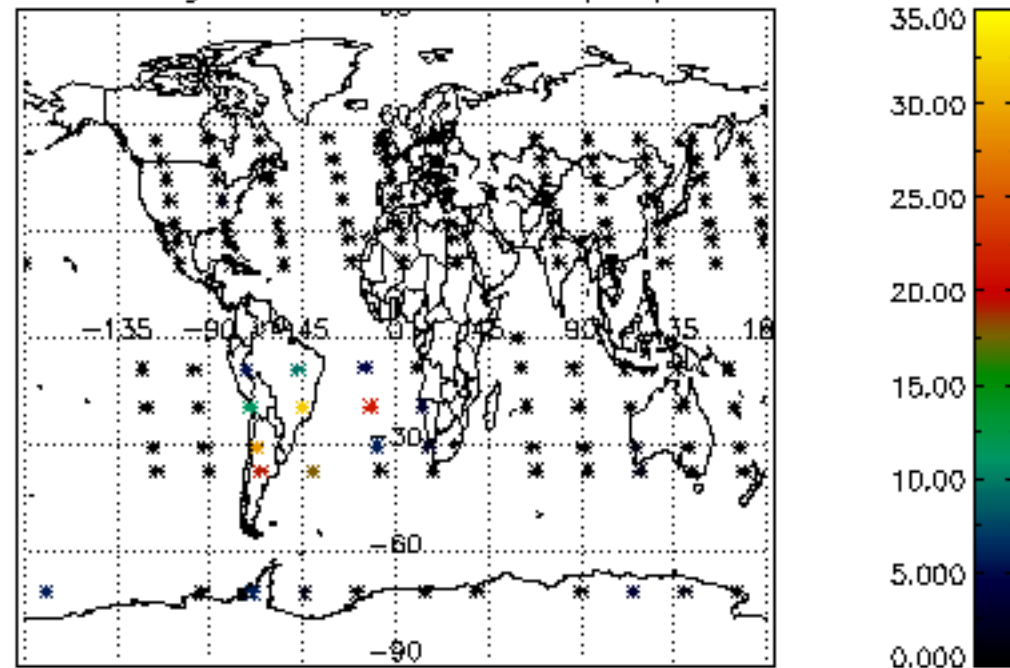
Percentage of datation errors per profile



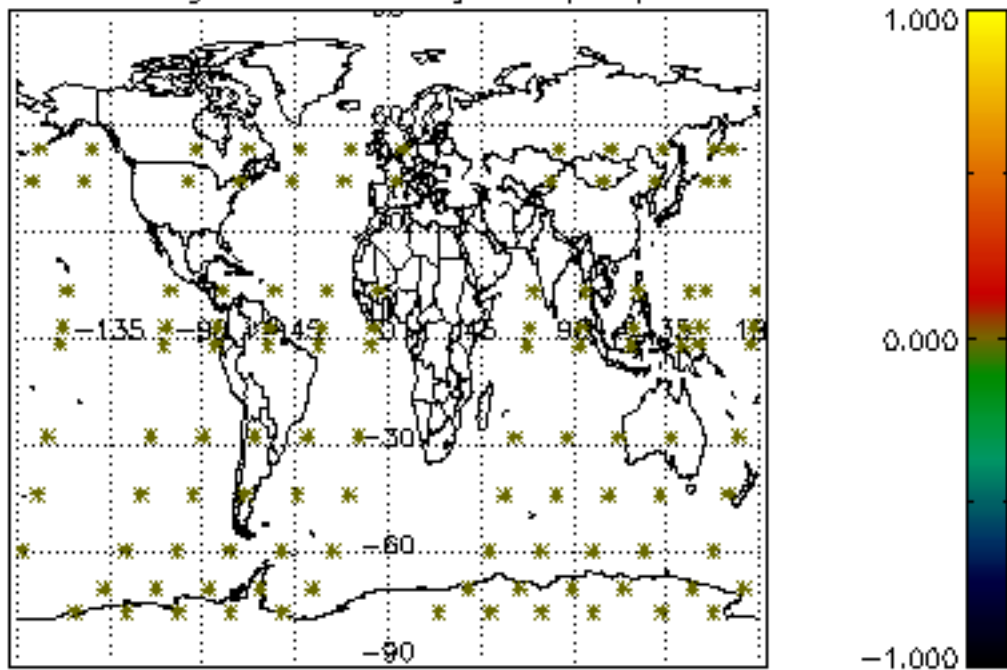
Percentage of star falling outside central band per profile



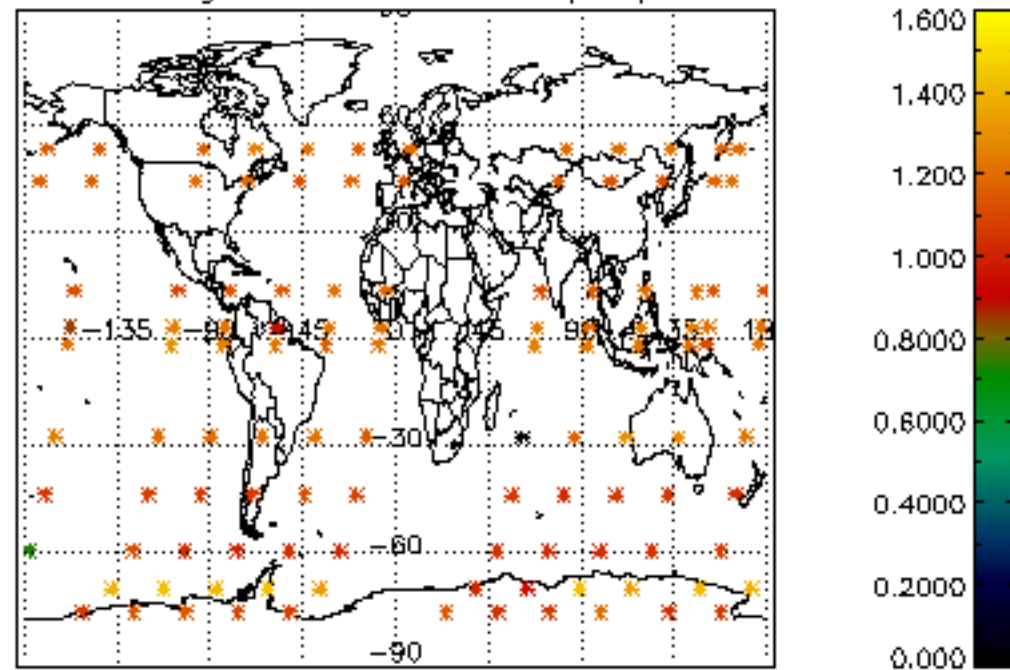
Percentage of saturation errors per profile



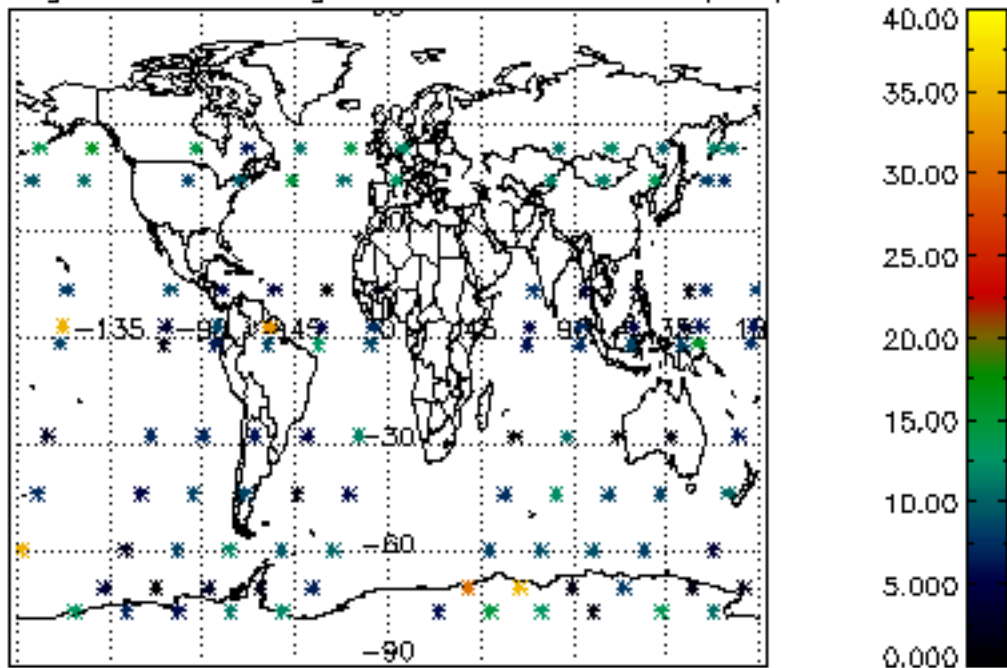
Percentage of cosmic ray hits per profile



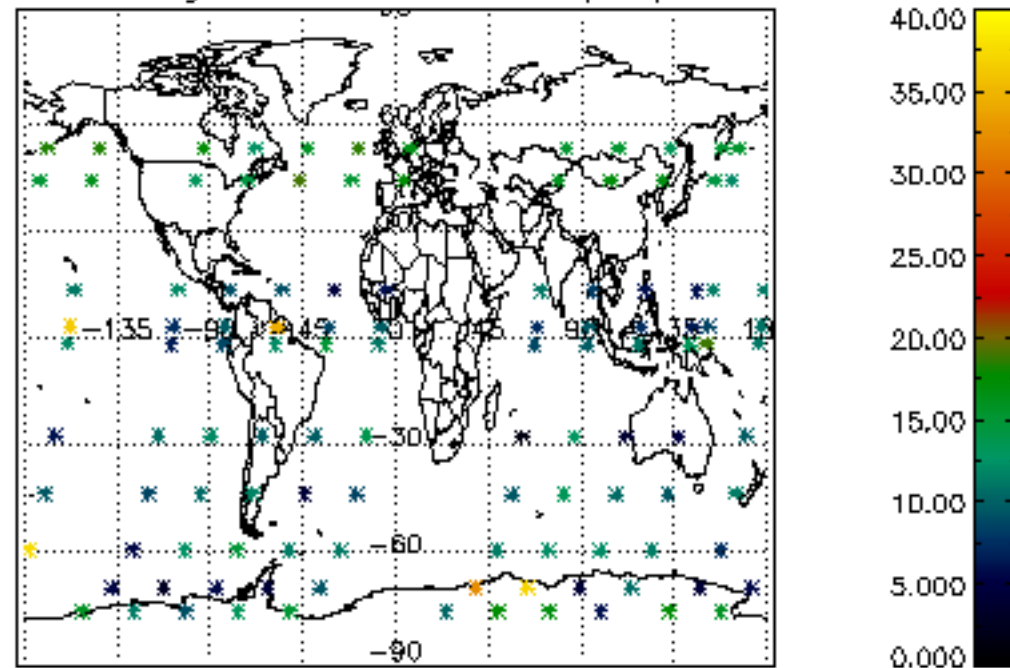
Percentage of datation errors per profile

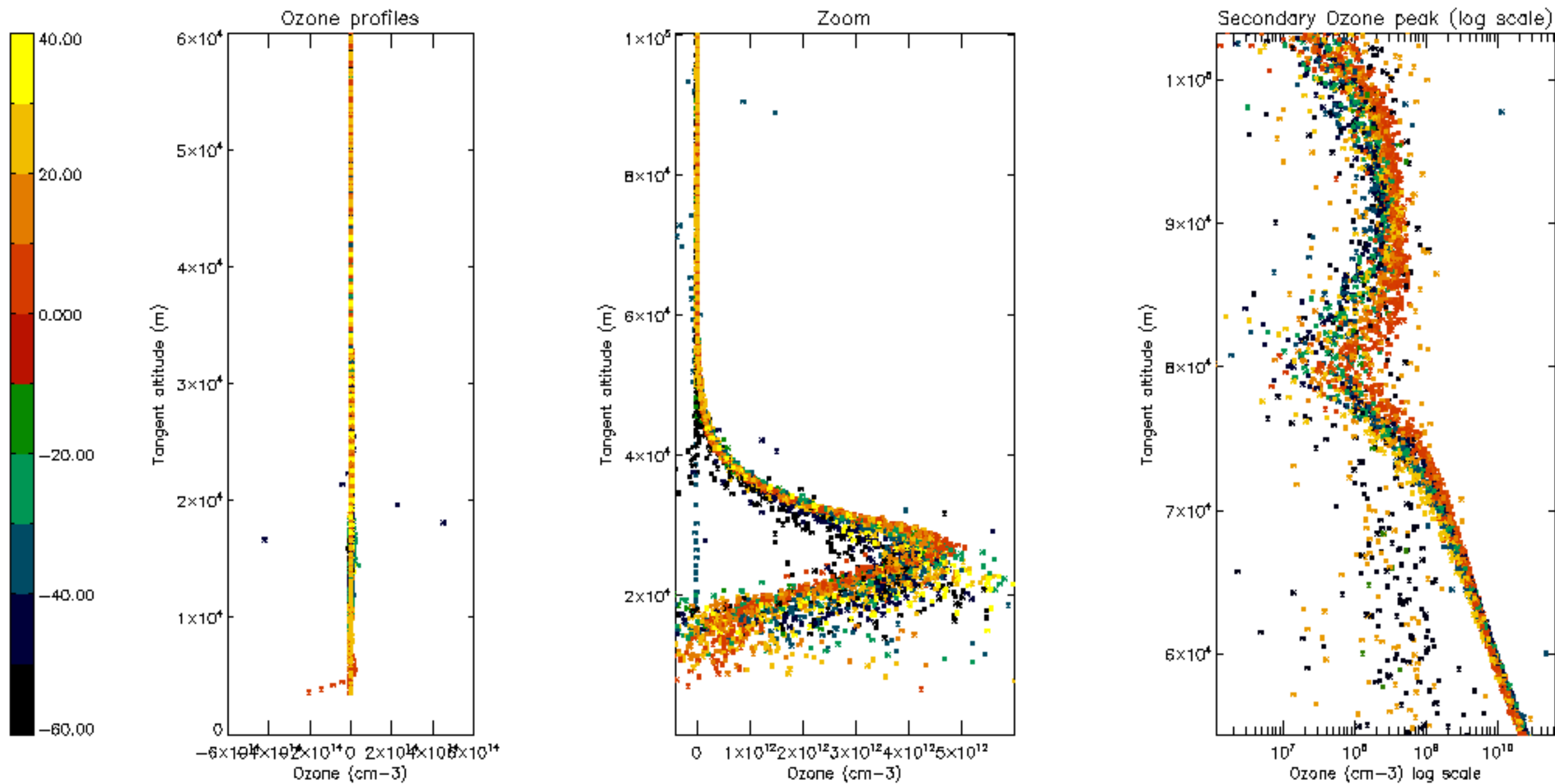


Percentage of star falling outside central band per profile

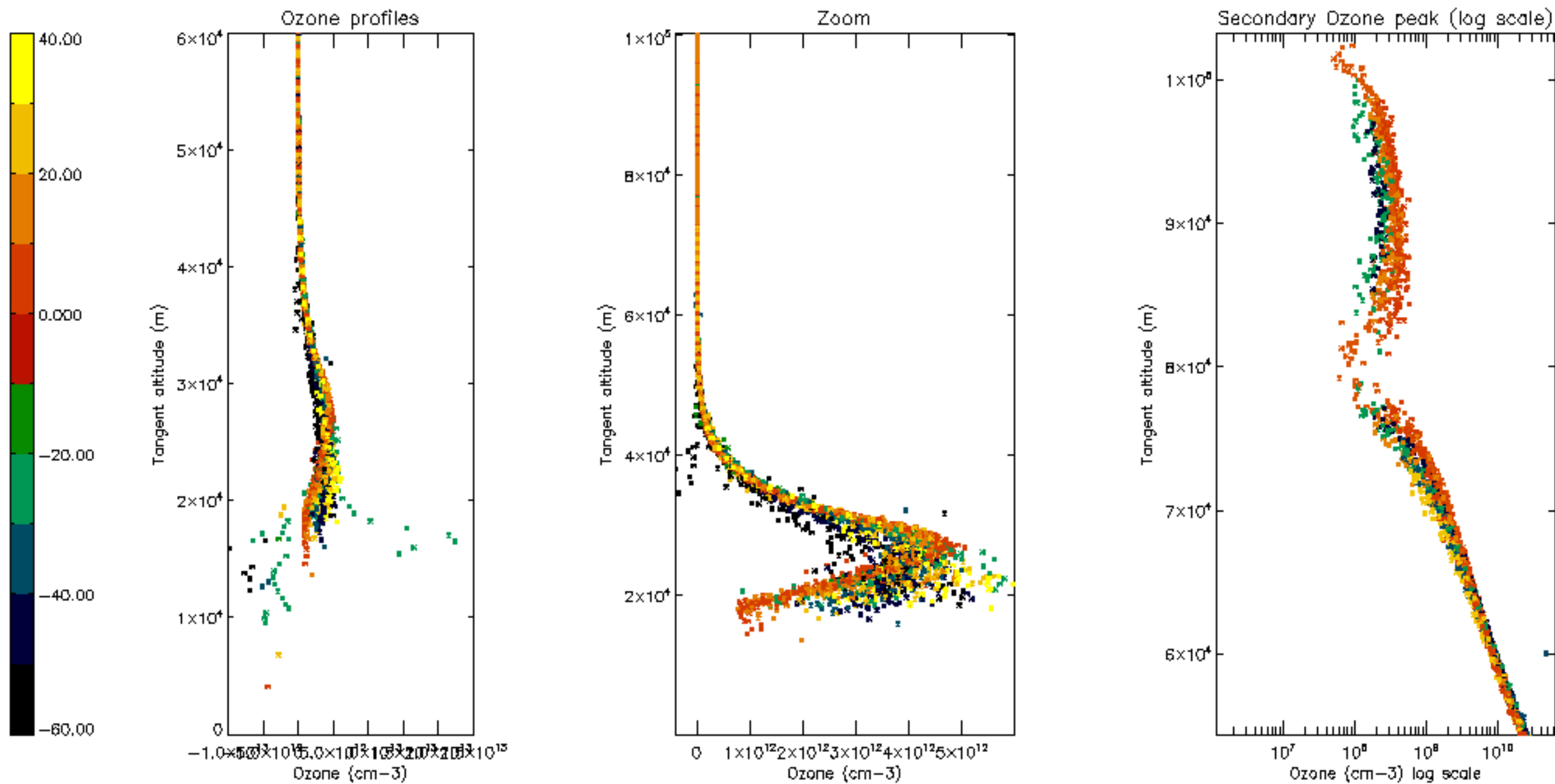


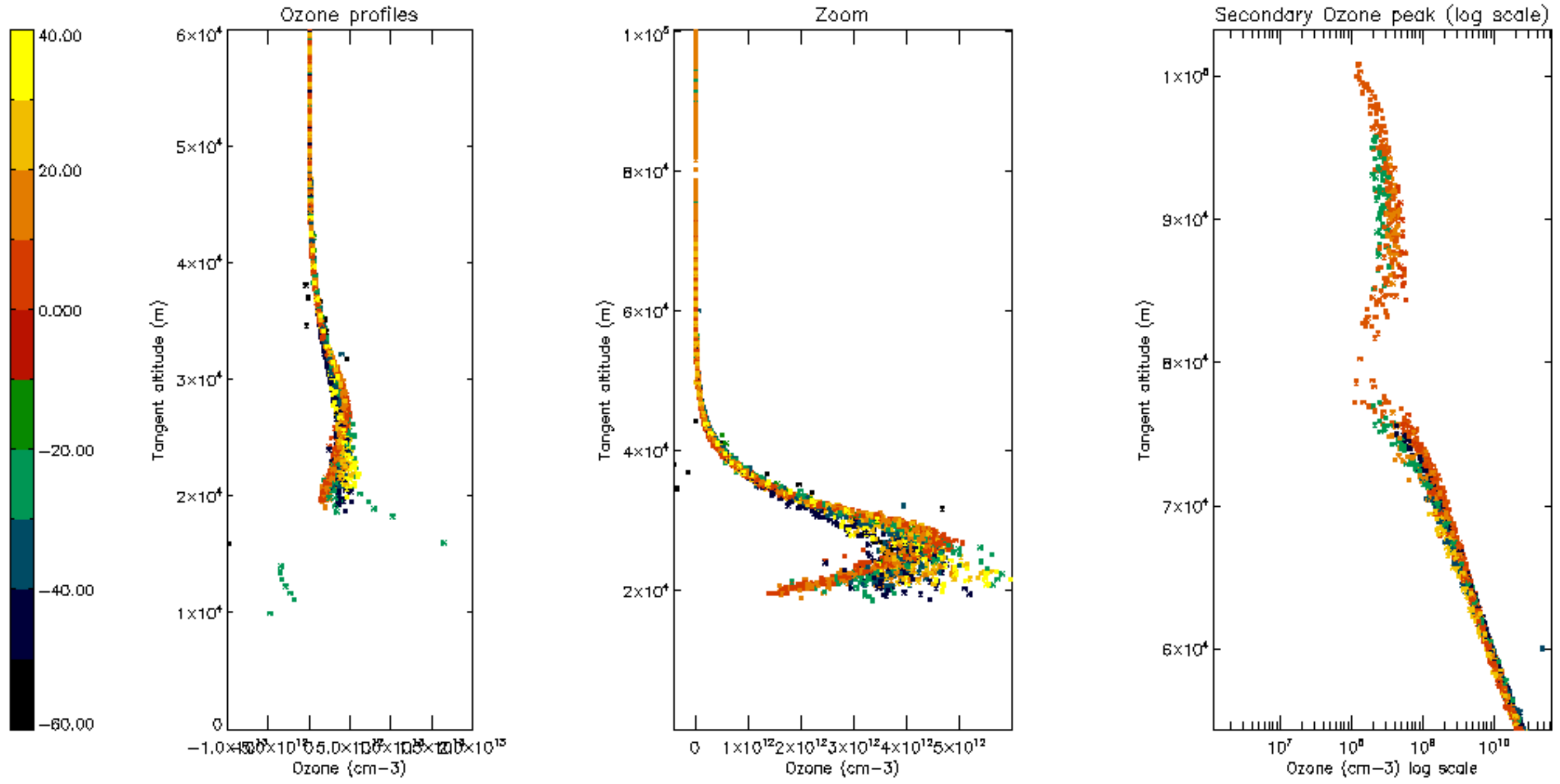
Percentage of saturation errors per profile

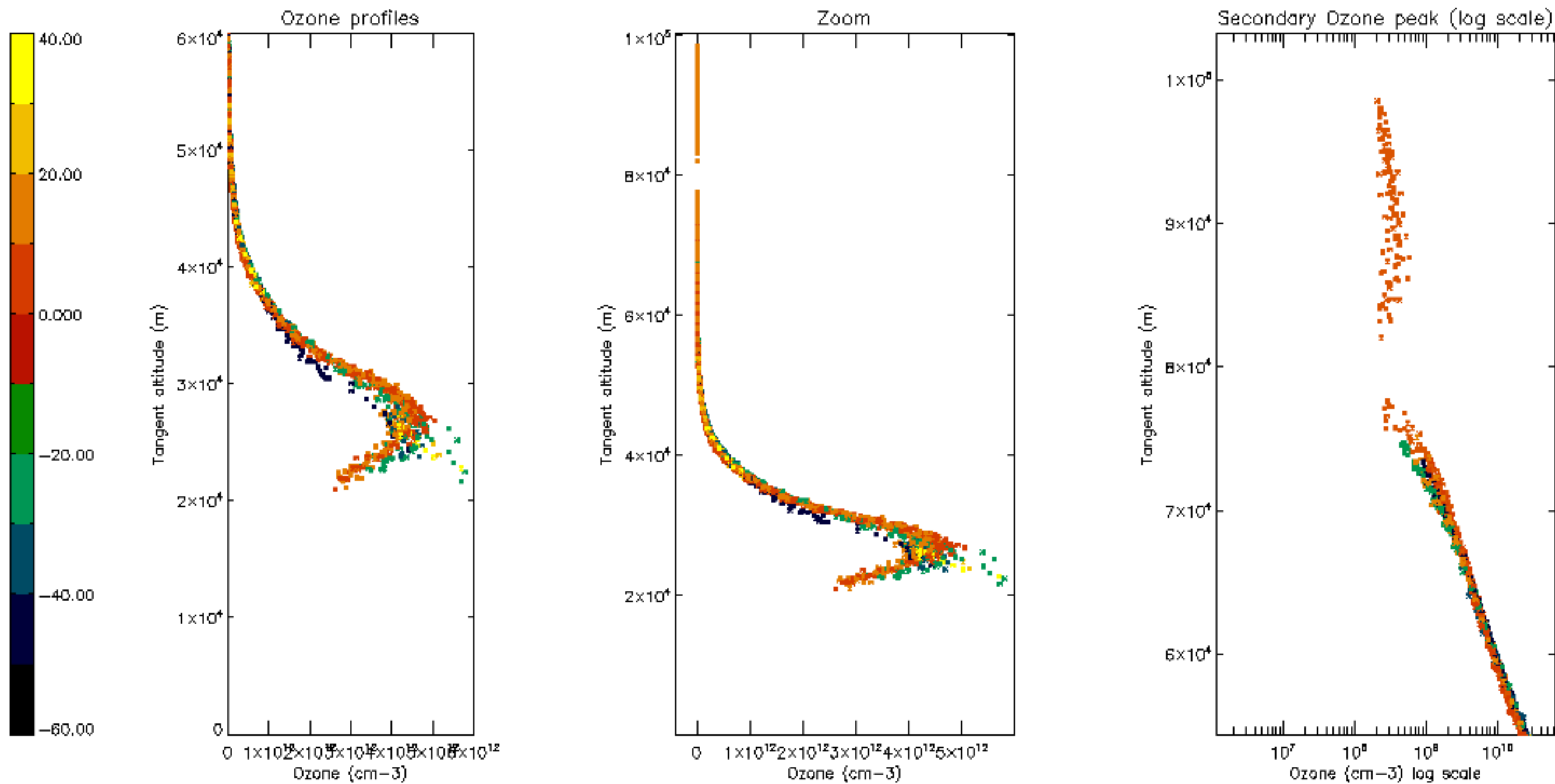


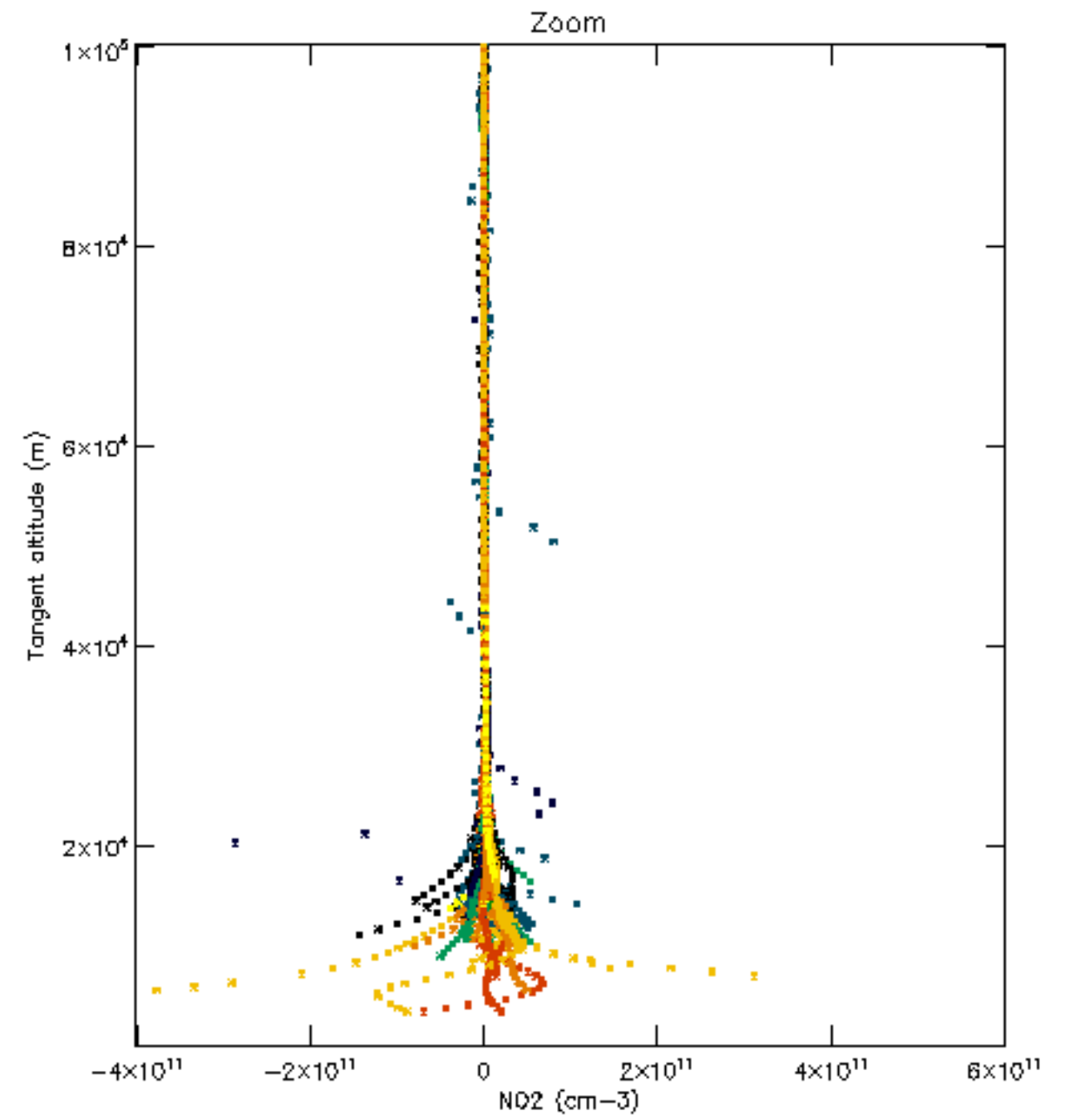
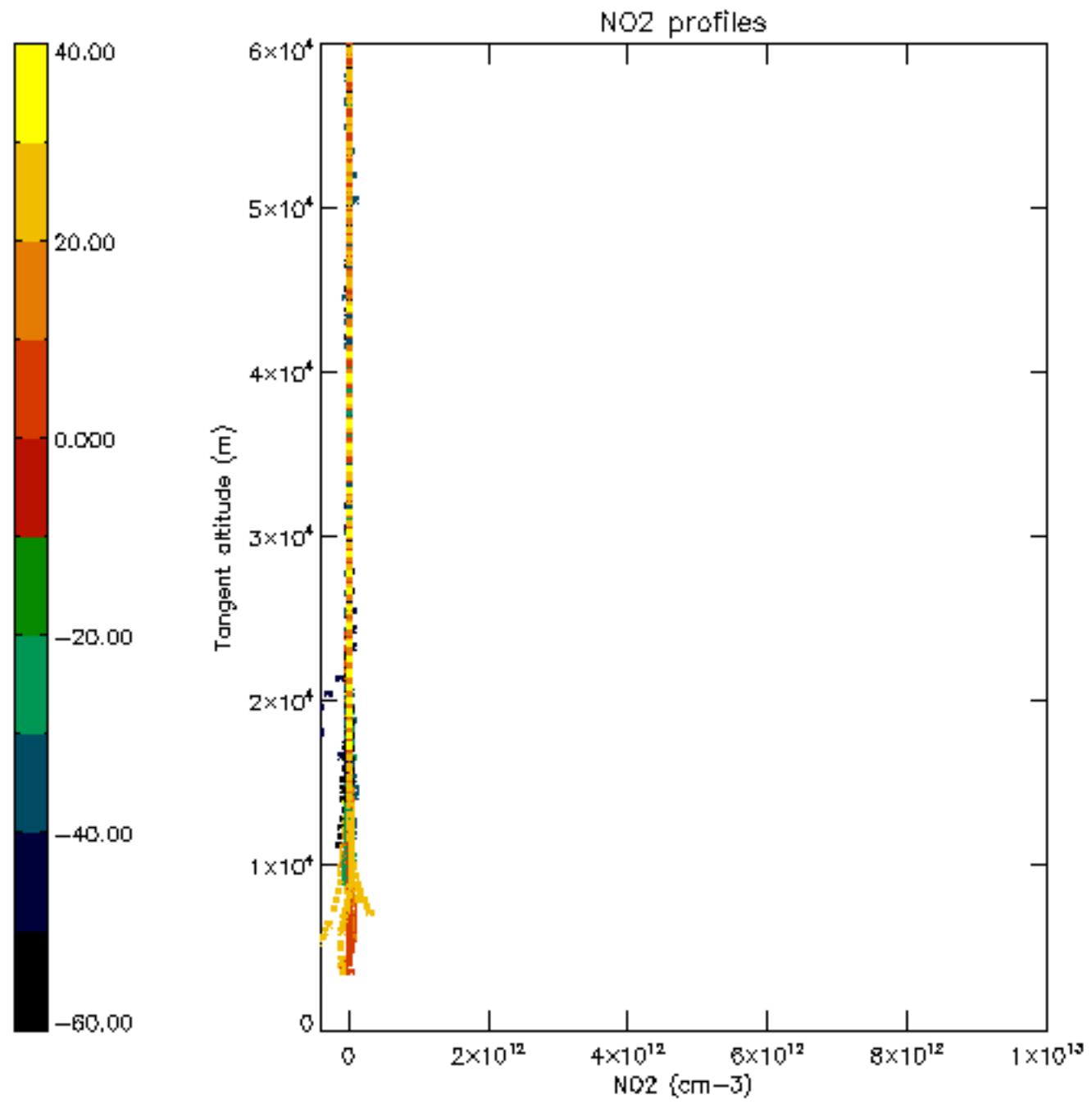




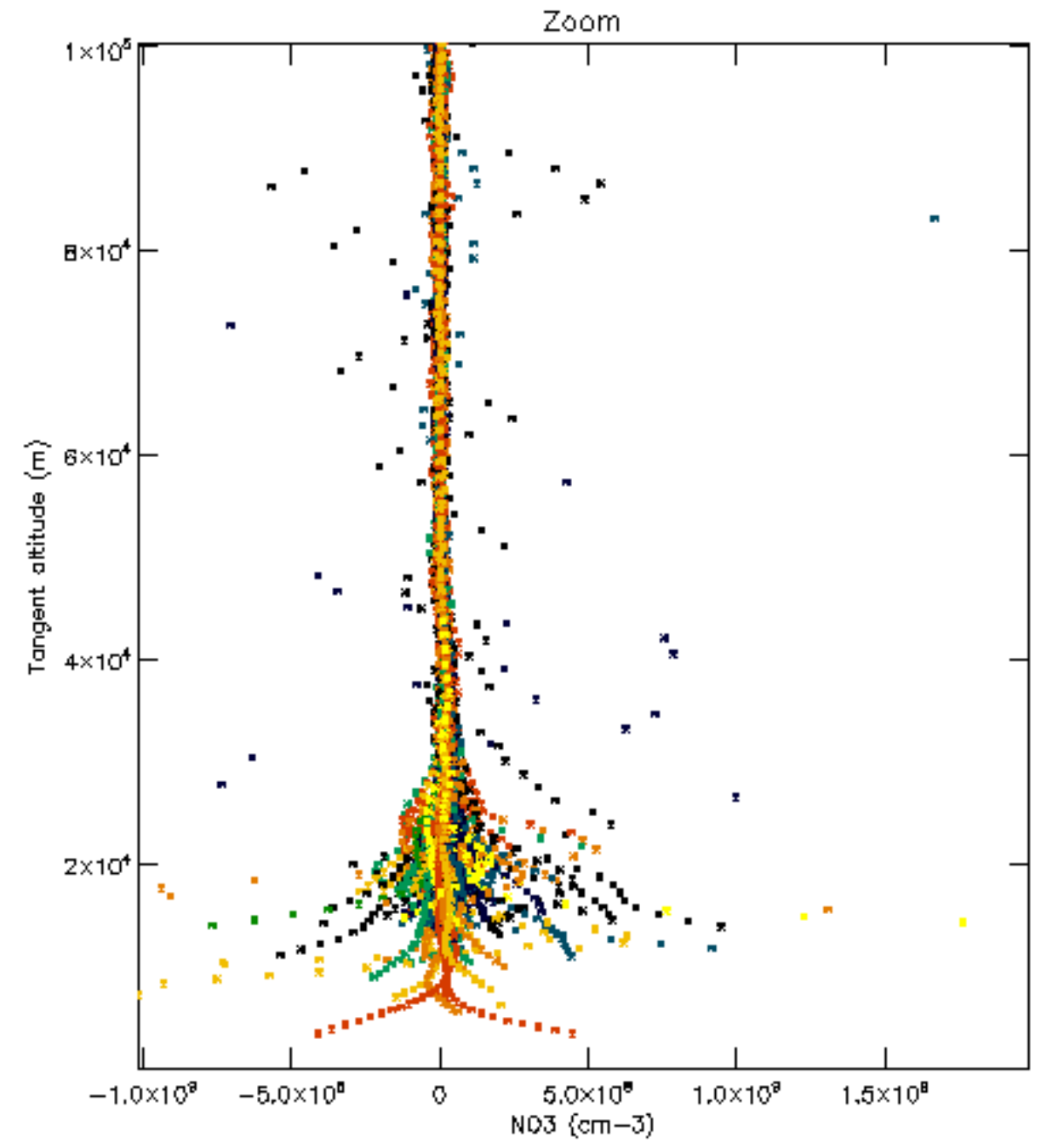
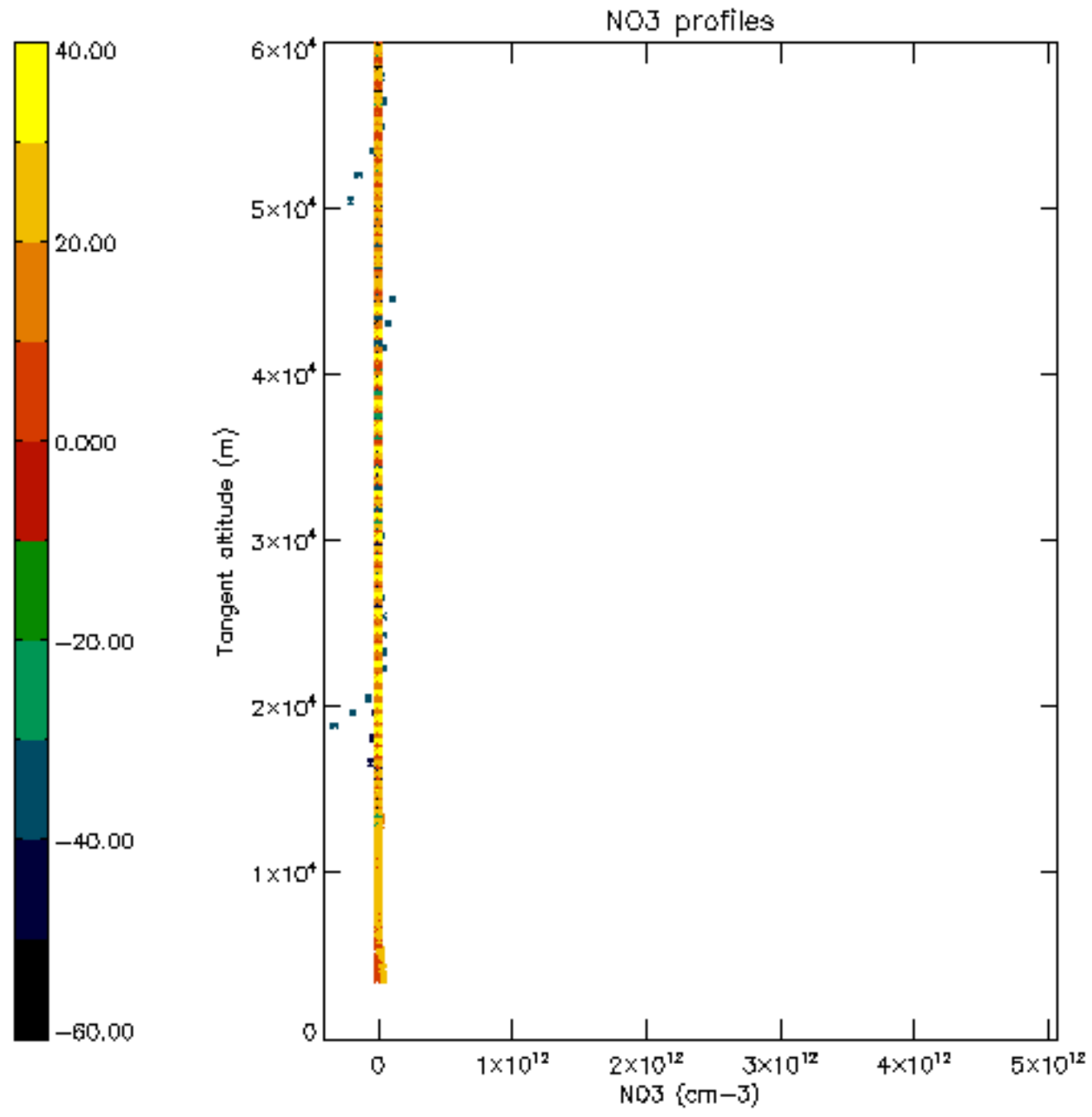


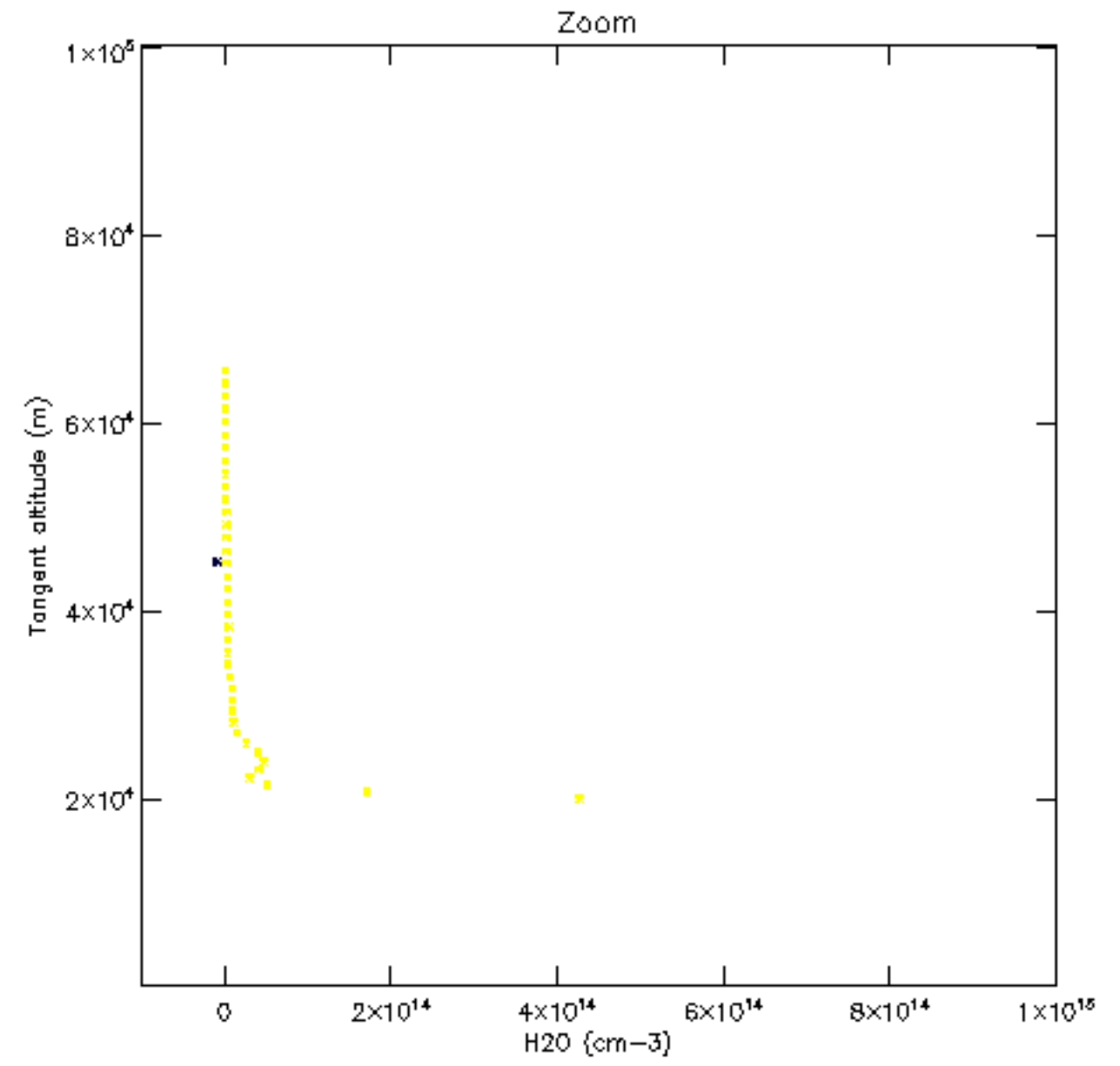
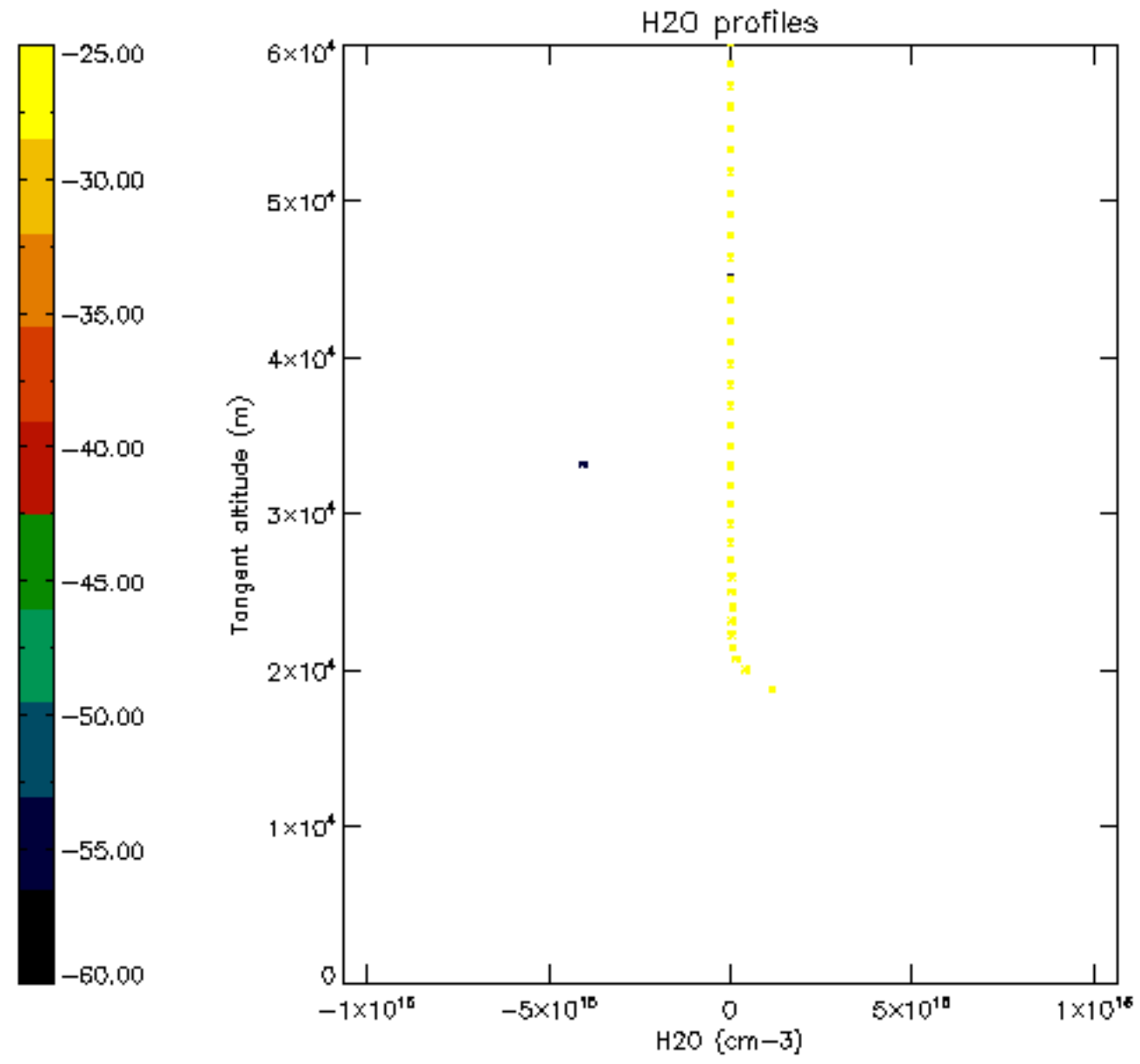


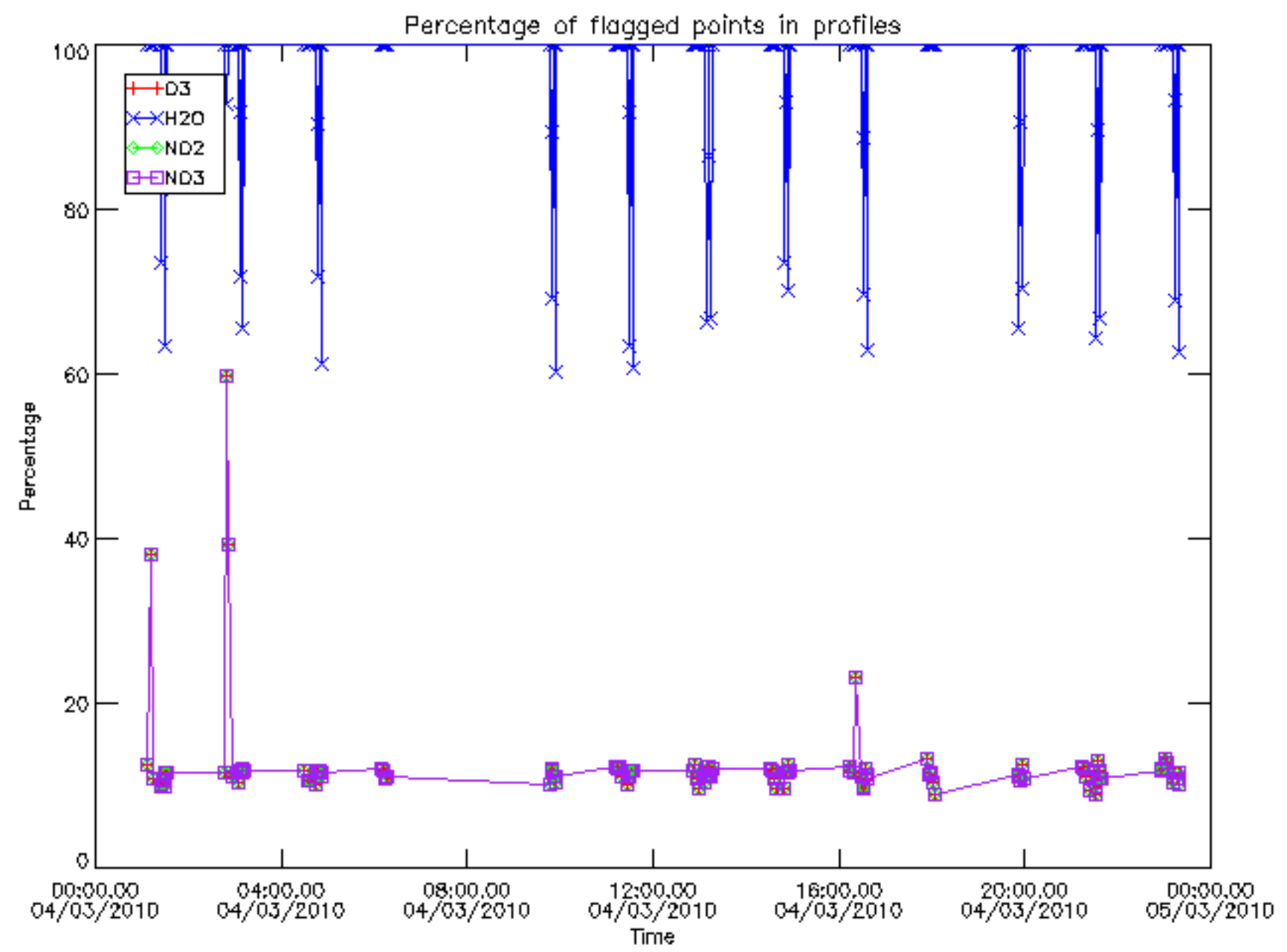




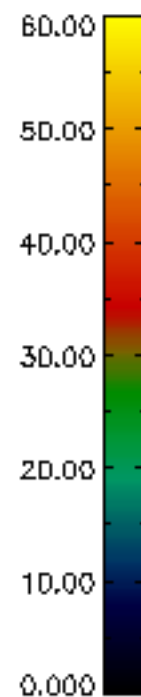
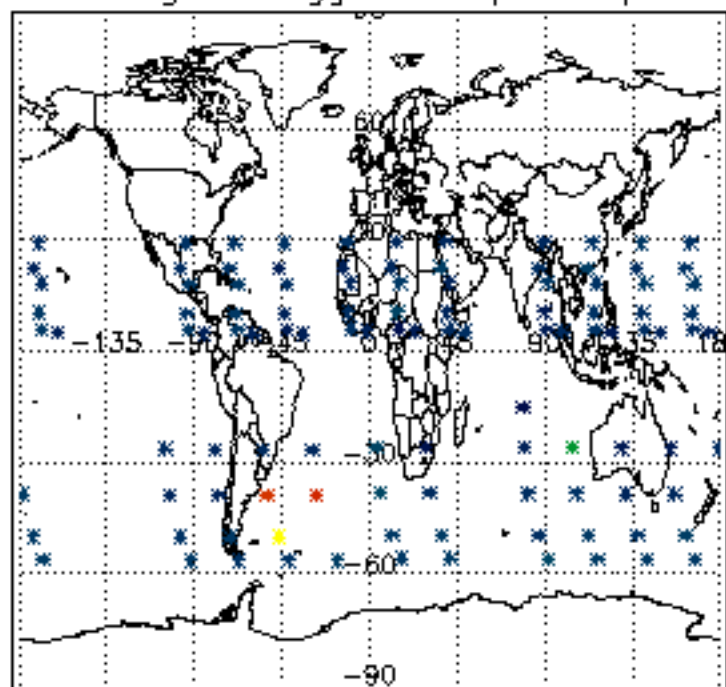




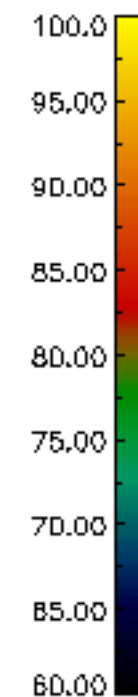
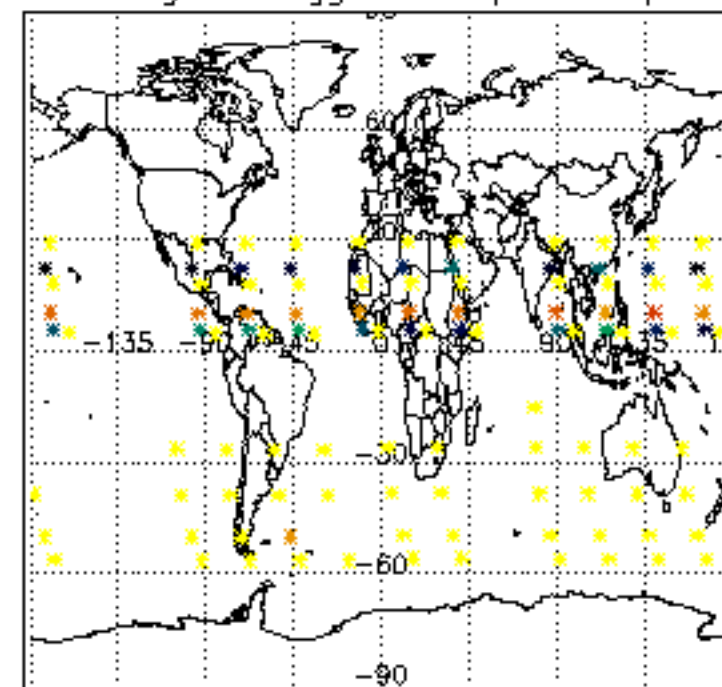




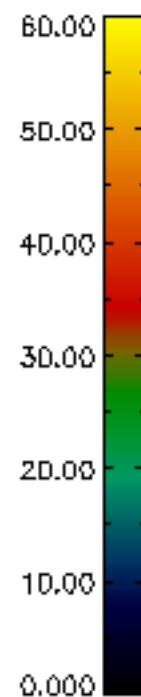
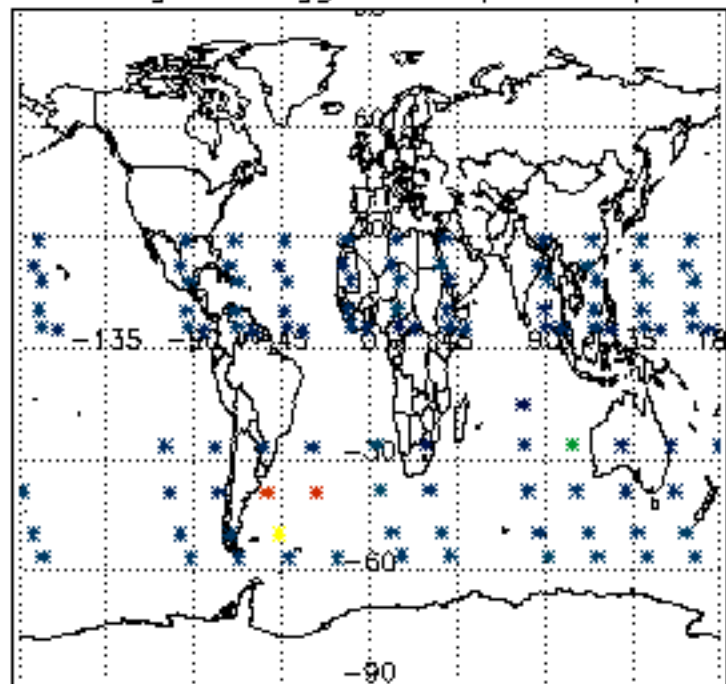
Percentage of flagged data per D3 profile



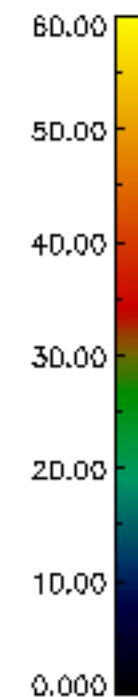
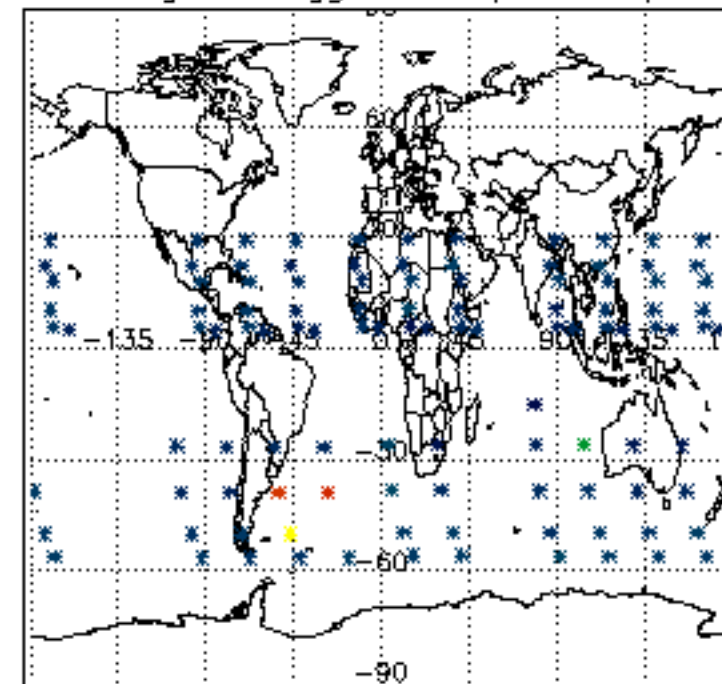
Percentage of flagged data per H2O profile



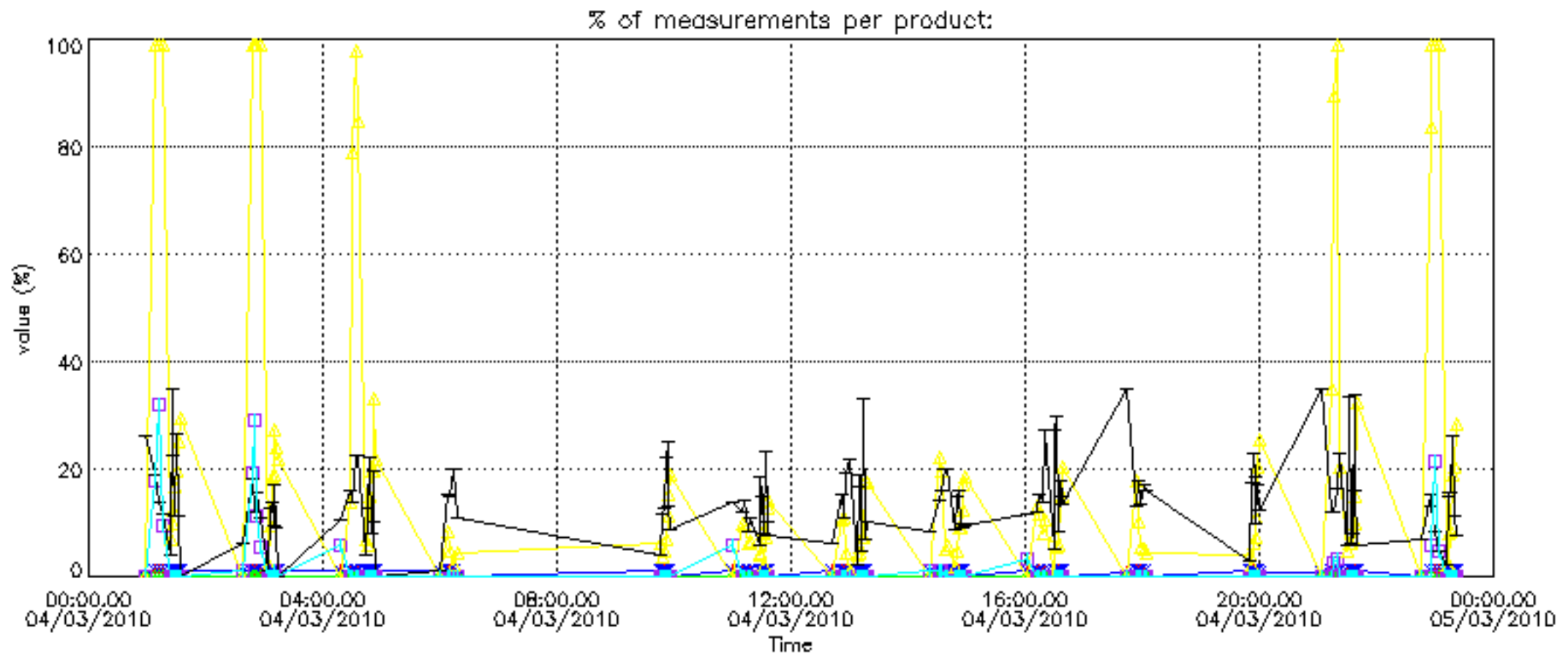
Percentage of flagged data per NO2 profile

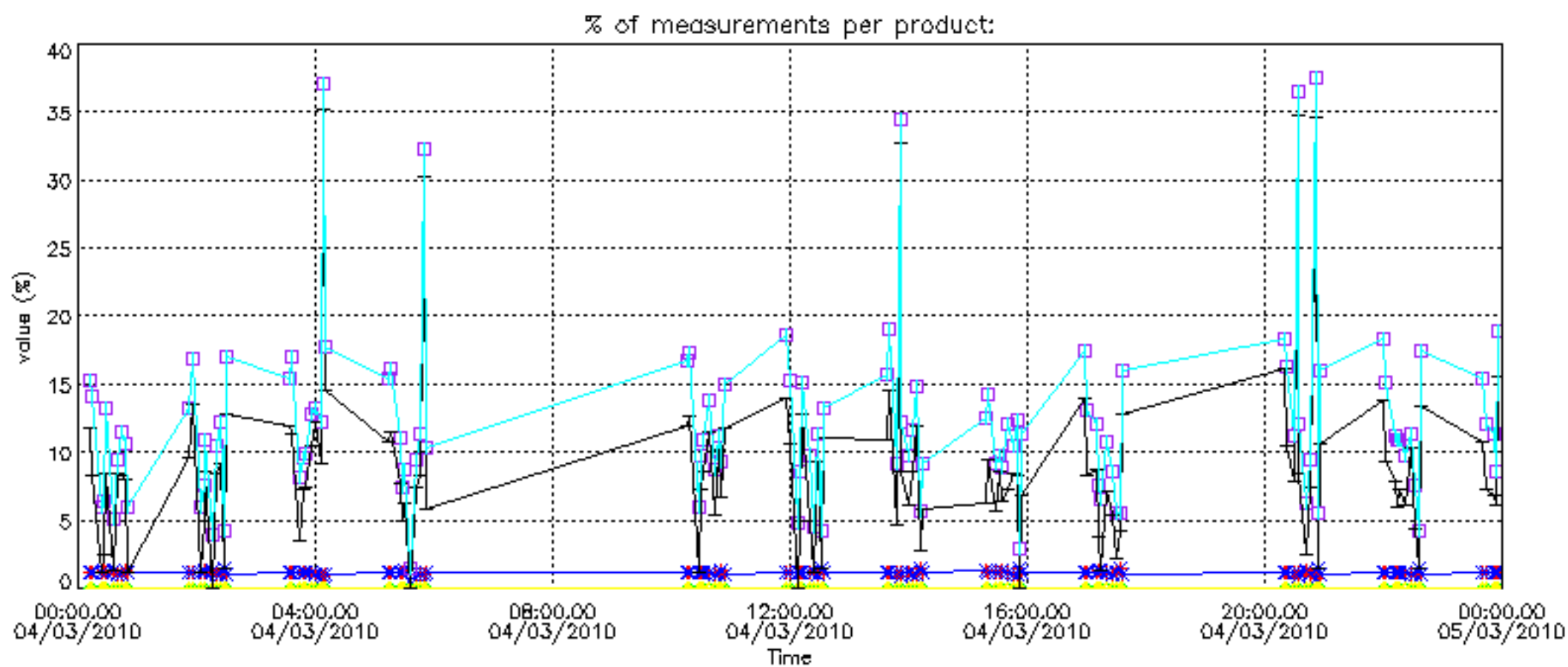


Percentage of flagged data per NO3 profile

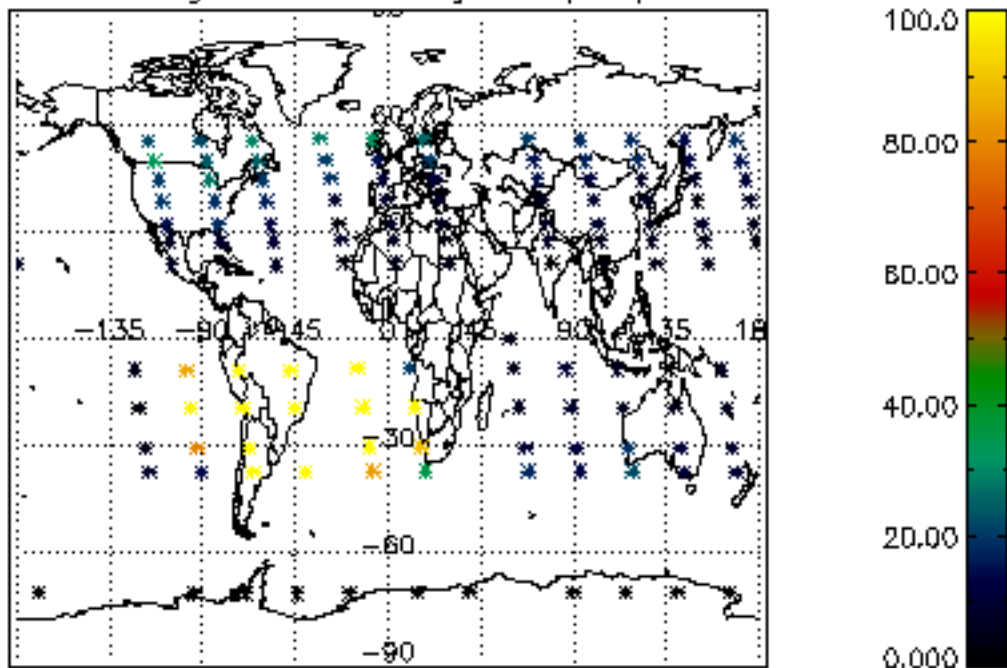




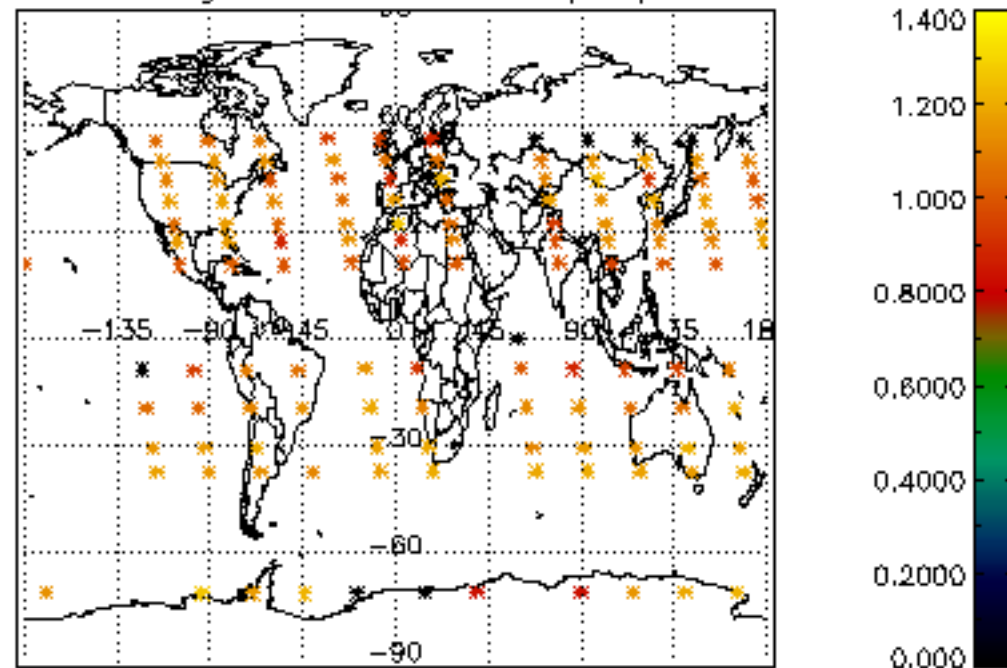




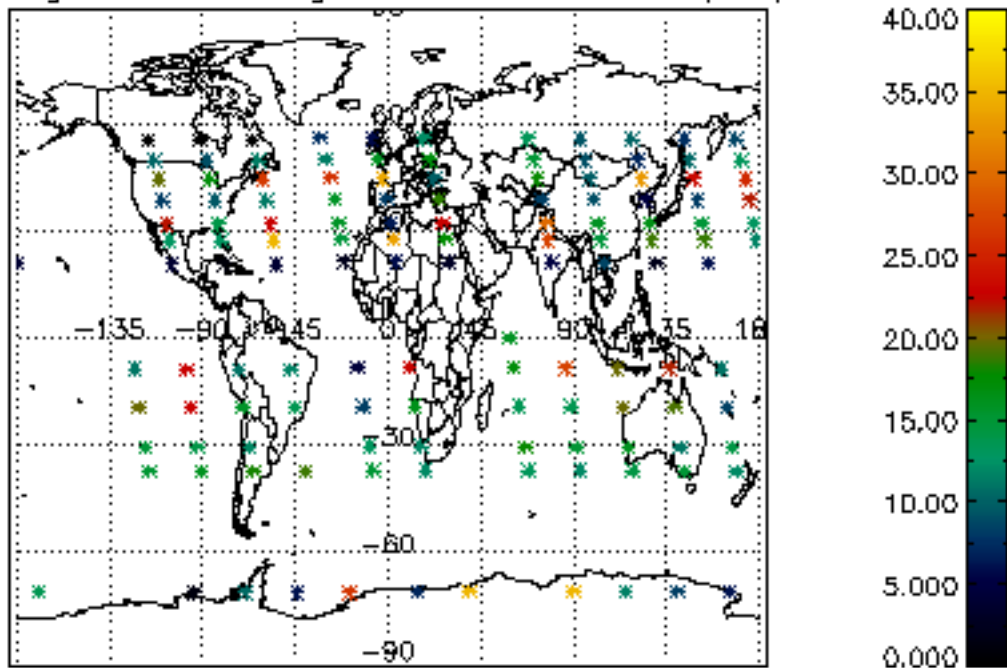
Percentage of cosmic ray hits per profile



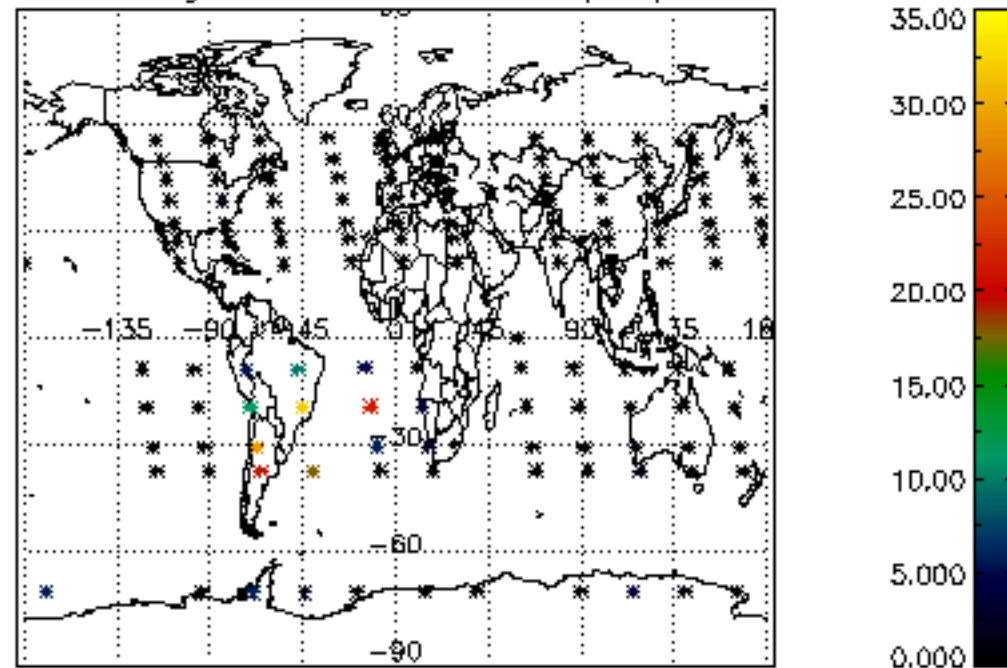
Percentage of datation errors per profile



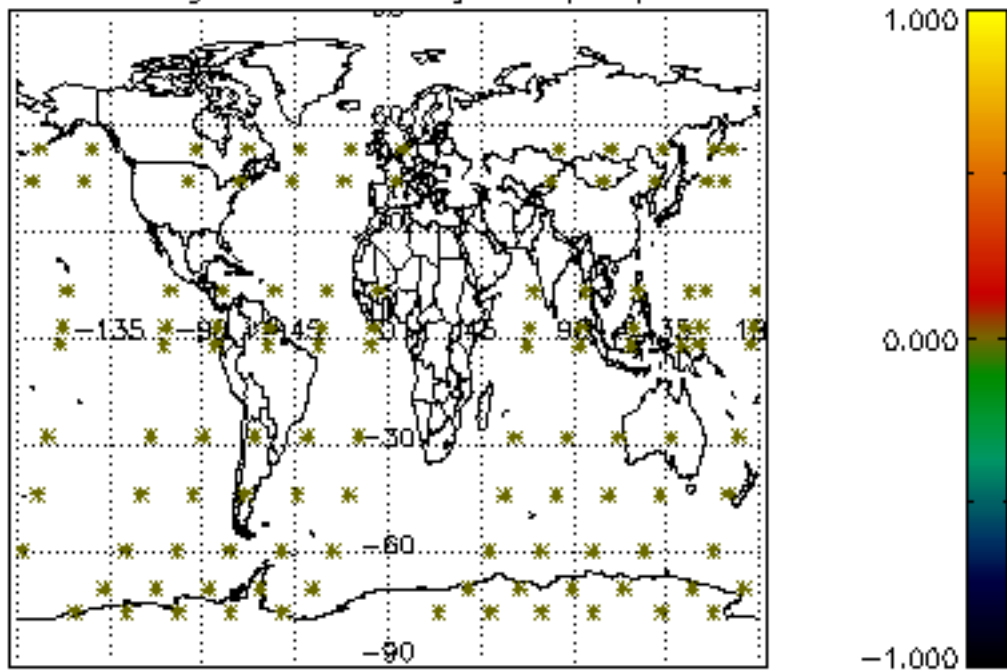
Percentage of star falling outside central band per profile



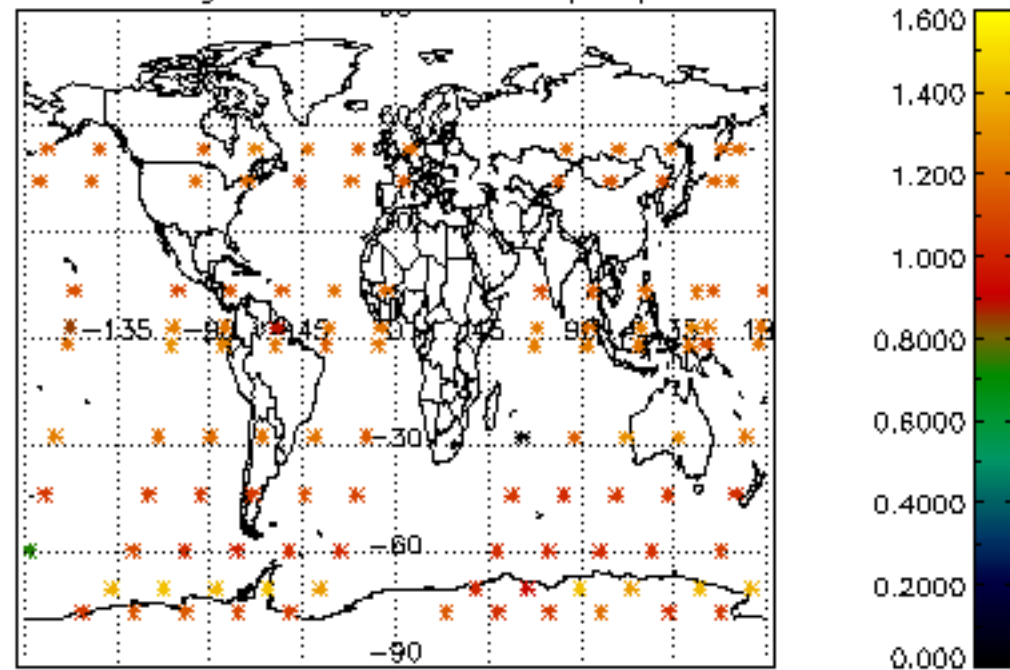
Percentage of saturation errors per profile



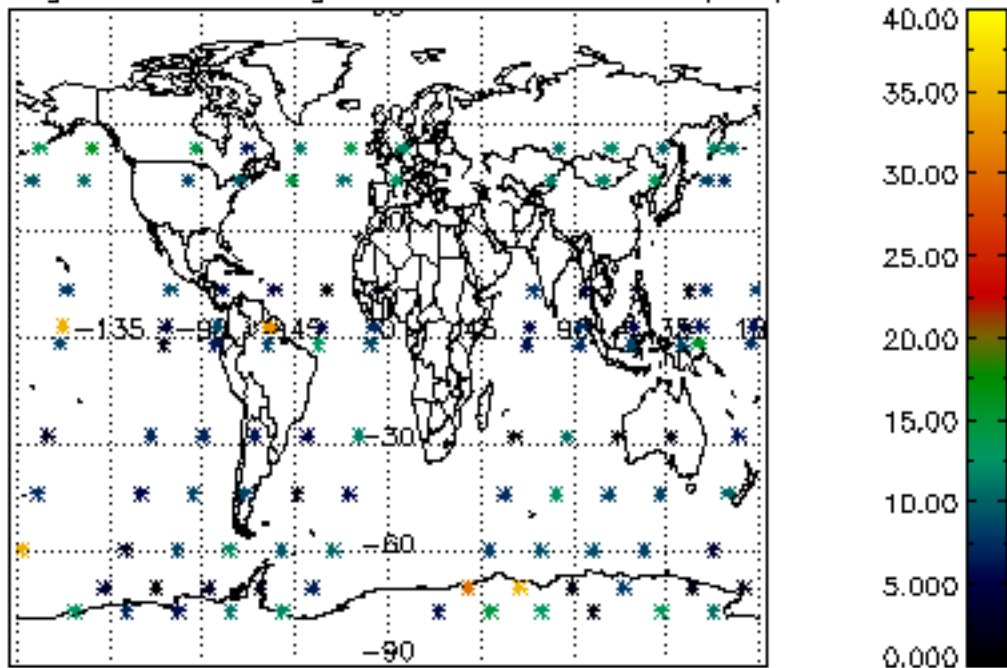
Percentage of cosmic ray hits per profile



Percentage of datation errors per profile



Percentage of star falling outside central band per profile



Percentage of saturation errors per profile

