

GOMOS Level 2 Daily Report

SUMMARY

[1. General Info](#)

[2. Summary of processed GOM_NL_2P products](#)

[3. Level 2 Quality information per product](#)

[3.1 Plot of level 2 quality information per product \(time dependant\)](#)

[3.2 Plot of level 2 quality information per product \(world map\)](#)

[4. Level 1 Quality information per product \(stored on level 2 products\)](#)

[4.1 Plot of level 1 quality information per product \(time dependant\)](#)

[4.1.1 Plot of level 1 quality information per product \(time dependant\): ASCENDING](#)

[4.1.2 Plot of level 1 quality information per product \(time dependant\): DESCENDING](#)

[4.2 Plot of level 1 quality information per product \(world map\)](#)

[4.2.1 Plot of level 1 quality information per product \(world map\): ASCENDING](#)

[4.2.2 Plot of level 1 quality information per product \(world map\): DESCENDING](#)

[5. Ozone profiles based on quality statistics and other trace gas profiles](#)

[5.1 Ozone statistics based on quality of products](#)

[5.2 Plot ozone profiles for all STD \(dark without errors\)](#)

[5.3 Plot ozone profiles where STD < 20% \(dark without errors\)](#)

[5.4. Plot ozone profiles where STD < 10% \(dark without errors\)](#)

[5.5. Plot ozone profiles where STD < 5% \(dark without errors\)](#)

[5.6 Plot NO2 profiles for all STD \(dark without errors\)](#)

[5.7 Plot NO3 profiles for all STD \(dark without errors\)](#)

[5.8 Plot H2O profiles \(only for occultations of stars 1,2,3,4,13,14,16,26,63 dark without errors\) for all STD](#)

[6. Auxiliary Data Files used for the production reported in section 2](#)

This report presents the daily analysis on parameters extracted from GOMOS level 2 data (GOM_NL__2P). It is intended to monitor some important parameters that will impact the quality of these products. A list of level 2 products (and content) that have arrived during the reporting day to the PCF is also given.

Item	Value
Time of report generation	26APR2013 17:50:48
Data source version	GOMOS/6.01
Start time of products	03-03-2010 (03MAR2010 00:00:00)
Stop time of products	04-03-2010 (04MAR2010 00:00:00)
Store outputs in DB	Yes
Nb of level 2 prods	315
Nb of prods with errors	0

2. Summary of processed GOM_NL__2P products.

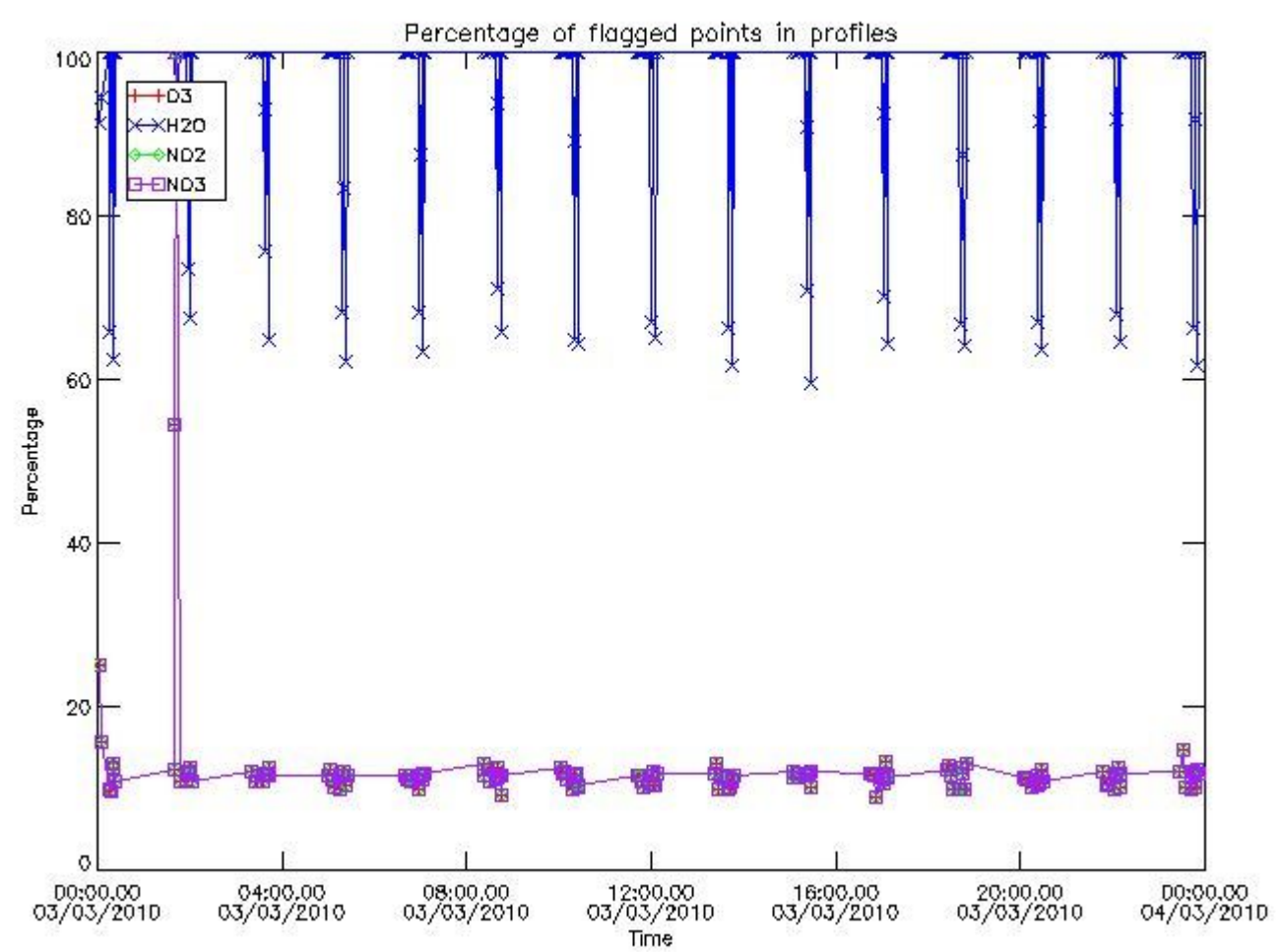
Nr	Filename	UTC Start time	Limb	Duration	Star Id	Star Name	Star Mag	Star Temp	Nb Meas	Orbit	Prod. error
1	GOM_NL__2PRFIN20100303_000303_000000412087_00216_41853_7533.N1	03-MAR-2010 00:03:03	Dark	40.500	38	20Eps Sgr	1.8360	11000.	81	41853	No
2	GOM_NL__2PRFIN20100303_000559_000000462087_00216_41853_7534.N1	03-MAR-2010 00:05:59	Dark	45.500	25	35Lam Sco	1.6200	28000.	91	41853	No
3	GOM_NL__2PRFIN20100303_001409_000000522087_00217_41854_7521.N1	03-MAR-2010 00:14:09	Dark	51.500	131	Gam Lup	2.8000	26000.	103	41854	No
4	GOM_NL__2PRFIN20100303_001610_000000522087_00217_41854_7522.N1	03-MAR-2010 00:16:10	Dark	51.500	4	Alp1Cen	-0.010000	5800.0	103	41854	No
5	GOM_NL__2PRFIN20100303_001729_000000542087_00217_41854_7523.N1	03-MAR-2010 00:17:29	Dark	53.500	10	Bet Cen	0.610000	28000.	107	41854	No
6	GOM_NL__2PRFIN20100303_001919_000000452087_00217_41854_7524.N1	03-MAR-2010 00:19:19	Dark	44.500	77	Eps Cen	2.3030	28000.	89	41854	No
7	GOM_NL__2PRFIN20100303_002103_000000512087_00217_41854_7525.N1	03-MAR-2010 00:21:03	Dark	51.000	26	Gam Cru	1.6240	2900.0	102	41854	No
8	GOM_NL__2PRFIN20100303_002230_000000472087_00217_41854_7526.N1	03-MAR-2010 00:22:30	Dark	47.000	64	Gam Cen	2.2000	10600.	94	41854	No
9	GOM_NL__2PRFIN20100303_002405_000000302087_00217_41854_7527.N1	03-MAR-2010 00:24:05	Straylight	30.000	123	Iot Cen	2.7500	10200.	60	41854	No
10	GOM_NL__2PRFIN20100303_004402_000000442087_00217_41854_7528.N1	03-MAR-2010 00:44:02	Bright	43.500	22	32Alp Leo	1.3600	15200.	87	41854	No
11	GOM_NL__2PRFIN20100303_004636_000000452087_00217_41854_7529.N1	03-MAR-2010 00:46:36	Bright	44.500	51	41Gam1Leo	2.0100	4500.0	89	41854	No
12	GOM_NL__2PRFIN20100303_005523_000000432087_00217_41854_7530.N1	03-MAR-2010 00:55:23	Bright	42.500	174	52Psi UMa	3.0040	4400.0	85	41854	No
13	GOM_NL__2PRFIN20100303_005812_000000412087_00217_41854_7531.N1	03-MAR-2010 00:58:12	Bright	41.000	82	48Bet UMa	2.3650	10600.	82	41854	No
14	GOM_NL__2PRFIN20100303_005934_000000452087_00217_41854_7532.N1	03-MAR-2010 00:59:34	Bright	44.500	36	50Alp UMa	1.8000	6300.0	89	41854	No
15	GOM_NL__2PRFIN20100303_010645_000000382087_00217_41854_7533.N1	03-MAR-2010 01:06:45	Bright	38.000	60	7Bet UMi	2.0810	3950.0	76	41854	No
16	GOM_NL__2PRFIN20100303_011124_000000462087_00217_41854_7534.N1	03-MAR-2010 01:11:24	Bright	46.000	119	14Eta Dra	2.7270	4700.0	92	41854	No
17	GOM_NL__2PRFIN20100303_011552_000000442087_00217_41854_7535.N1	03-MAR-2010 01:15:52	Bright	44.000	130	23Bet Dra	2.7990	5800.0	88	41854	No
18	GOM_NL__2PRFIN20100303_011856_000000362087_00217_41854_7536.N1	03-MAR-2010 01:18:56	Bright	36.000	144	18Del Cyg	2.8600	11000.	72	41854	No
19	GOM_NL__2PRFIN20100303_012104_000000482087_00217_41854_7537.N1	03-MAR-2010 01:21:04	Bright	47.500	5	3Alp Lyr	0.033000	11000.	95	41854	No
20	GOM_NL__2PRFIN20100303_012848_000000412087_00217_41854_7538.N1	03-MAR-2010 01:28:48	Bright	40.500	168	17Zet Aql	2.9860	11000.	81	41854	No
21	GOM_NL__2PRFIN20100303_013839_000000422087_00217_41854_7539.N1	03-MAR-2010 01:38:39	Dark	41.500	155	41Pi Sgr	2.9000	6600.0	83	41854	No
22	GOM_NL__2PRFIN20100303_014030_000000462087_00217_41854_7540.N1	03-MAR-2010 01:40:30	Dark	45.500	57	34Sig Sgr	2.0660	26000.	91	41854	No
23	GOM_NL__2PRFIN20100303_014339_000000452087_00217_41854_7541.N1	03-MAR-2010 01:43:39	Dark	45.000	38	20Eps Sgr	1.8360	11000.	90	41854	No
24	GOM_NL__2PRFIN20100303_014636_000000522087_00217_41854_7542.N1	03-MAR-2010 01:46:36	Dark	51.500	25	35Lam Sco	1.6200	28000.	103	41854	No
25	GOM_NL__2PRFIN20100303_015446_000000512087_00218_41855_7529.N1	03-MAR-2010 01:54:46	Dark	51.000	131	Gam Lup	2.8000	26000.	102	41855	No
26	GOM_NL__2PRFIN20100303_015646_000000422087_00218_41855_7530.N1	03-MAR-2010 01:56:46	Dark	42.000	4	Alp1Cen	-0.010000	5800.0	84	41855	No
27	GOM_NL__2PRFIN20100303_015805_000000422087_00218_41855_7531.N1	03-MAR-2010 01:58:05	Dark	42.000	10	Bet Cen	0.610000	28000.	84	41855	No
28	GOM_NL__2PRFIN20100303_015955_000000432087_00218_41855_7532.N1	03-MAR-2010 01:59:55	Dark	43.000	77	Eps Cen	2.3030	28000.	86	41855	No
29	GOM_NL__2PRFIN20100303_020139_000000452087_00218_41855_7533.N1	03-MAR-2010 02:01:39	Dark	45.000	26	Gam Cru	1.6240	2900.0	90	41855	No
30	GOM_NL__2PRFIN20100303_020307_000000472087_00218_41855_7534.N1	03-MAR-2010 02:03:07	Dark	47.000	64	Gam Cen	2.2000	10600.	94	41855	No
31	GOM_NL__2PRFIN20100303_020443_000000302087_00218_41855_7535.N1	03-MAR-2010 02:04:43	Straylight	30.000	123	Iot Cen	2.7500	10200.	60	41855	No
32	GOM_NL__2PRFIN20100303_022437_000000432087_00218_41855_7536.N1	03-MAR-2010 02:24:37	Bright	42.500	22	32Alp Leo	1.3600	15200.	85	41855	No
33	GOM_NL__2PRFIN20100303_022712_000000592087_00218_41855_7537.N1	03-MAR-2010 02:27:12	Bright	59.000	51	41Gam1Leo	2.0100	4500.0	118	41855	No
34	GOM_NL__2PRFIN20100303_023559_000000432087_00218_41855_7538.N1	03-MAR-2010 02:35:59	Bright	43.000	174	52Psi UMa	3.0040	4400.0	86	41855	No
35	GOM_NL__2PRFIN20100303_023848_000000402087_00218_41855_7539.N1	03-MAR-2010 02:38:48	Bright	40.000	82	48Bet UMa	2.3650	10600.	80	41855	No
36	GOM_NL__2PRFIN20100303_024009_000000422087_00218_41855_7540.N1	03-MAR-2010 02:40:09	Bright	41.500	36	50Alp UMa	1.8000	6300.0	83	41855	No
37	GOM_NL__2PRFIN20100303_024721_000000412087_00218_41855_7541.N1	03-MAR-2010 02:47:21	Bright	41.000	60	7Bet UMi	2.0810	3950.0	82	41855	No
38	GOM_NL__2PRFIN20100303_025200_000000482087_00218_41855_7542.N1	03-MAR-2010 02:52:00	Bright	47.500	119	14Eta Dra	2.7270	4700.0	95	41855	No
39	GOM_NL__2PRFIN20100303_025628_000000452087_00218_41855_7543.N1	03-MAR-2010 02:56:28	Bright	44.500	130	23Bet Dra	2.7990	5800.0	89	41855	No
40	GOM_NL__2PRFIN20100303_025932_000000382087_00218_41855_7544.N1	03-MAR-2010 02:59:32	Bright	37.500	144	18Del Cyg	2.8600	11000.	75	41855	No
41	GOM_NL__2PRFIN20100303_030140_000000412087_00218_41855_7545.N1	03-MAR-2010 03:01:40	Bright	40.500	5	3Alp Lyr	0.033000	11000.	81	41855	No
42	GOM_NL__2PRFIN20100303_030924_000000412087_00218_41855_7546.N1	03-MAR-2010 03:09:24	Bright	40.500	168	17Zet Aql	2.9860	11000.	81	41855	No

279	GOM_NL__2PRFIN20100303_211830_000000482087_00229_41866_7624.N1	03-MAR-2010 21:18:30	Bright	48.000	119	14Eta Dra	2.7270	4700.0	96	41866	No
280	GOM_NL__2PRFIN20100303_212301_000000482087_00229_41866_7625.N1	03-MAR-2010 21:23:01	Bright	48.000	130	23Bet Dra	2.7990	5800.0	96	41866	No
281	GOM_NL__2PRFIN20100303_212608_000000362087_00229_41866_7626.N1	03-MAR-2010 21:26:08	Bright	35.500	144	18Del Cyg	2.8600	11000.	71	41866	No
282	GOM_NL__2PRFIN20100303_212816_000000432087_00229_41866_7627.N1	03-MAR-2010 21:28:16	Bright	42.500	5	3Alp Lyr	0.033000	11000.	85	41866	No
283	GOM_NL__2PRFIN20100303_213604_000000412087_00229_41866_7628.N1	03-MAR-2010 21:36:04	Bright	40.500	168	17Zet Aql	2.9860	11000.	81	41866	No
284	GOM_NL__2PRFIN20100303_214557_000000422087_00229_41866_7629.N1	03-MAR-2010 21:45:57	Dark	42.000	155	41Pi Sgr	2.9000	6600.0	84	41866	No
285	GOM_NL__2PRFIN20100303_214748_000000422087_00229_41866_7630.N1	03-MAR-2010 21:47:48	Dark	42.000	57	34Sig Sgr	2.0660	26000.	84	41866	No
286	GOM_NL__2PRFIN20100303_215058_000000502087_00229_41866_7631.N1	03-MAR-2010 21:50:58	Dark	49.500	38	20Eps Sgr	1.8360	11000.	99	41866	No
287	GOM_NL__2PRFIN20100303_215357_000000482087_00229_41866_7632.N1	03-MAR-2010 21:53:57	Dark	48.000	25	35Lam Sco	1.6200	28000.	96	41866	No
288	GOM_NL__2PRFIN20100303_220212_000000512087_00230_41867_7668.N1	03-MAR-2010 22:02:12	Dark	51.000	131	Gam Lup	2.8000	26000.	102	41867	No
289	GOM_NL__2PRFIN20100303_220405_000000442087_00230_41867_7669.N1	03-MAR-2010 22:04:05	Dark	44.000	4	Alp1Cen	-0.010000	5800.0	88	41867	No
290	GOM_NL__2PRFIN20100303_220524_000000442087_00230_41867_7670.N1	03-MAR-2010 22:05:24	Dark	43.500	10	Bet Cen	0.61000	28000.	87	41867	No
291	GOM_NL__2PRFIN20100303_220715_000000412087_00230_41867_7671.N1	03-MAR-2010 22:07:15	Dark	41.000	77	Eps Cen	2.3030	28000.	82	41867	No
292	GOM_NL__2PRFIN20100303_220857_000000562087_00230_41867_7672.N1	03-MAR-2010 22:08:57	Dark	55.500	26	Gam Cru	1.6240	2900.0	111	41867	No
293	GOM_NL__2PRFIN20100303_221025_000000472087_00230_41867_7673.N1	03-MAR-2010 22:10:25	Dark	47.000	64	Gam Cen	2.2000	10600.	94	41867	No
294	GOM_NL__2PRFIN20100303_221204_000000442087_00230_41867_7674.N1	03-MAR-2010 22:12:04	Straylight	44.000	123	lot Cen	2.7500	10200.	88	41867	No
295	GOM_NL__2PRFIN20100303_223147_000000442087_00230_41867_7675.N1	03-MAR-2010 22:31:47	Bright	44.000	22	32Alp Leo	1.3600	15200.	88	41867	No
296	GOM_NL__2PRFIN20100303_223420_000000442087_00230_41867_7676.N1	03-MAR-2010 22:34:20	Bright	43.500	51	41Gam1Leo	2.0100	4500.0	87	41867	No
297	GOM_NL__2PRFIN20100303_224302_000000452087_00230_41867_7677.N1	03-MAR-2010 22:43:02	Bright	44.500	174	52Psi UMa	3.0040	4400.0	89	41867	No
298	GOM_NL__2PRFIN20100303_224554_000000412087_00230_41867_7678.N1	03-MAR-2010 22:45:54	Bright	41.000	82	48Bet UMa	2.3650	10600.	82	41867	No
299	GOM_NL__2PRFIN20100303_224716_000000422087_00230_41867_7679.N1	03-MAR-2010 22:47:16	Bright	42.000	36	50Alp UMa	1.8000	6300.0	84	41867	No
300	GOM_NL__2PRFIN20100303_225428_000000382087_00230_41867_7680.N1	03-MAR-2010 22:54:28	Bright	37.500	60	7Bet UMi	2.0810	3950.0	75	41867	No
301	GOM_NL__2PRFIN20100303_225906_000000482087_00230_41867_7681.N1	03-MAR-2010 22:59:06	Bright	47.500	119	14Eta Dra	2.7270	4700.0	95	41867	No
302	GOM_NL__2PRFIN20100303_230336_000000512087_00230_41867_7682.N1	03-MAR-2010 23:03:36	Bright	50.500	130	23Bet Dra	2.7990	5800.0	101	41867	No
303	GOM_NL__2PRFIN20100303_230643_000000382087_00230_41867_7683.N1	03-MAR-2010 23:06:43	Bright	37.500	144	18Del Cyg	2.8600	11000.	75	41867	No
304	GOM_NL__2PRFIN20100303_230852_000000472087_00230_41867_7684.N1	03-MAR-2010 23:08:52	Bright	47.000	5	3Alp Lyr	0.033000	11000.	94	41867	No
305	GOM_NL__2PRFIN20100303_231640_000000412087_00230_41867_7685.N1	03-MAR-2010 23:16:40	Bright	41.000	168	17Zet Aql	2.9860	11000.	82	41867	No
306	GOM_NL__2PRFIN20100303_232633_000000422087_00230_41867_7686.N1	03-MAR-2010 23:26:33	Dark	42.000	155	41Pi Sgr	2.9000	6600.0	84	41867	No
307	GOM_NL__2PRFIN20100303_233135_000000422087_00230_41867_7687.N1	03-MAR-2010 23:31:35	Dark	41.500	38	20Eps Sgr	1.8360	11000.	83	41867	No
308	GOM_NL__2PRFIN20100303_233434_000000502087_00230_41867_7688.N1	03-MAR-2010 23:34:34	Dark	50.000	25	35Lam Sco	1.6200	28000.	100	41867	No
309	GOM_NL__2PRFIN20100303_234248_000000512087_00231_41868_7676.N1	03-MAR-2010 23:42:48	Dark	51.000	131	Gam Lup	2.8000	26000.	102	41868	No
310	GOM_NL__2PRFIN20100303_234442_000000472087_00231_41868_7677.N1	03-MAR-2010 23:44:42	Dark	46.500	4	Alp1Cen	-0.010000	5800.0	93	41868	No
311	GOM_NL__2PRFIN20100303_234600_000000502087_00231_41868_7678.N1	03-MAR-2010 23:46:00	Dark	50.000	10	Bet Cen	0.61000	28000.	100	41868	No
312	GOM_NL__2PRFIN20100303_234752_000000432087_00231_41868_7679.N1	03-MAR-2010 23:47:52	Dark	43.000	77	Eps Cen	2.3030	28000.	86	41868	No
313	GOM_NL__2PRFIN20100303_234933_000000462087_00231_41868_7680.N1	03-MAR-2010 23:49:33	Dark	46.000	26	Gam Cru	1.6240	2900.0	92	41868	No
314	GOM_NL__2PRFIN20100303_235102_000000442087_00231_41868_7681.N1	03-MAR-2010 23:51:02	Dark	43.500	64	Gam Cen	2.2000	10600.	87	41868	No
315	GOM_NL__2PRFIN20100303_235241_000000462087_00231_41868_7682.N1	03-MAR-2010 23:52:41	Straylight	46.000	123	lot Cen	2.7500	10200.	92	41868	No

3. Quality information per product

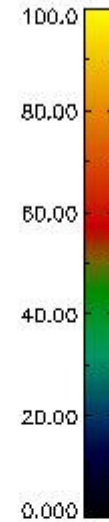
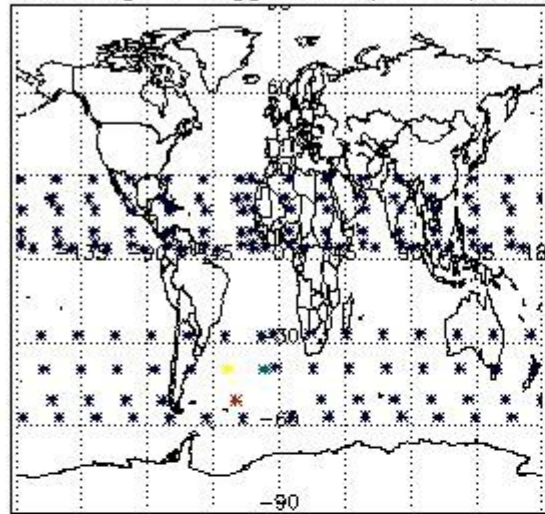
In this section it is plotted some information contained in the Quality Summary data set of the level 2 products. Only products in dark limb conditions and without errors (error flag in the MPH set to "0") are used.

3.1 Plot quality information per product (time dependant)

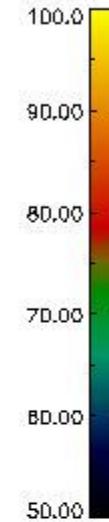
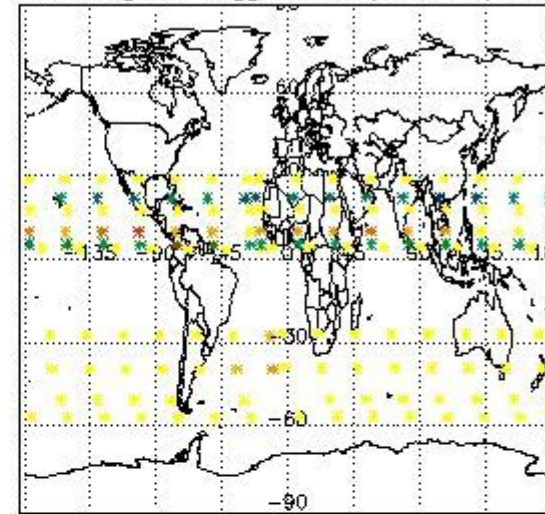


3.2 Plot quality information per product (world map)


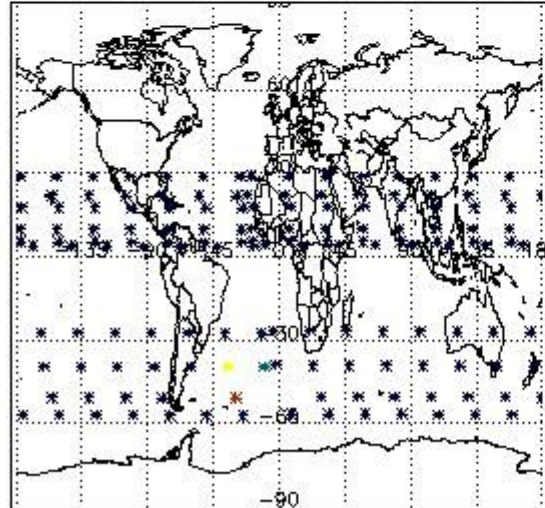
Percentage of flagged data per O3 profile



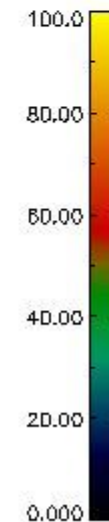
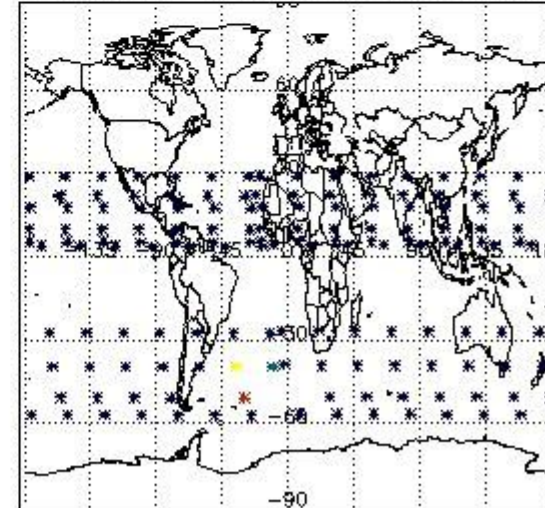
Percentage of flagged data per H2O profile



Percentage of flagged data per NO2 profile



Percentage of flagged data per NO3 profile

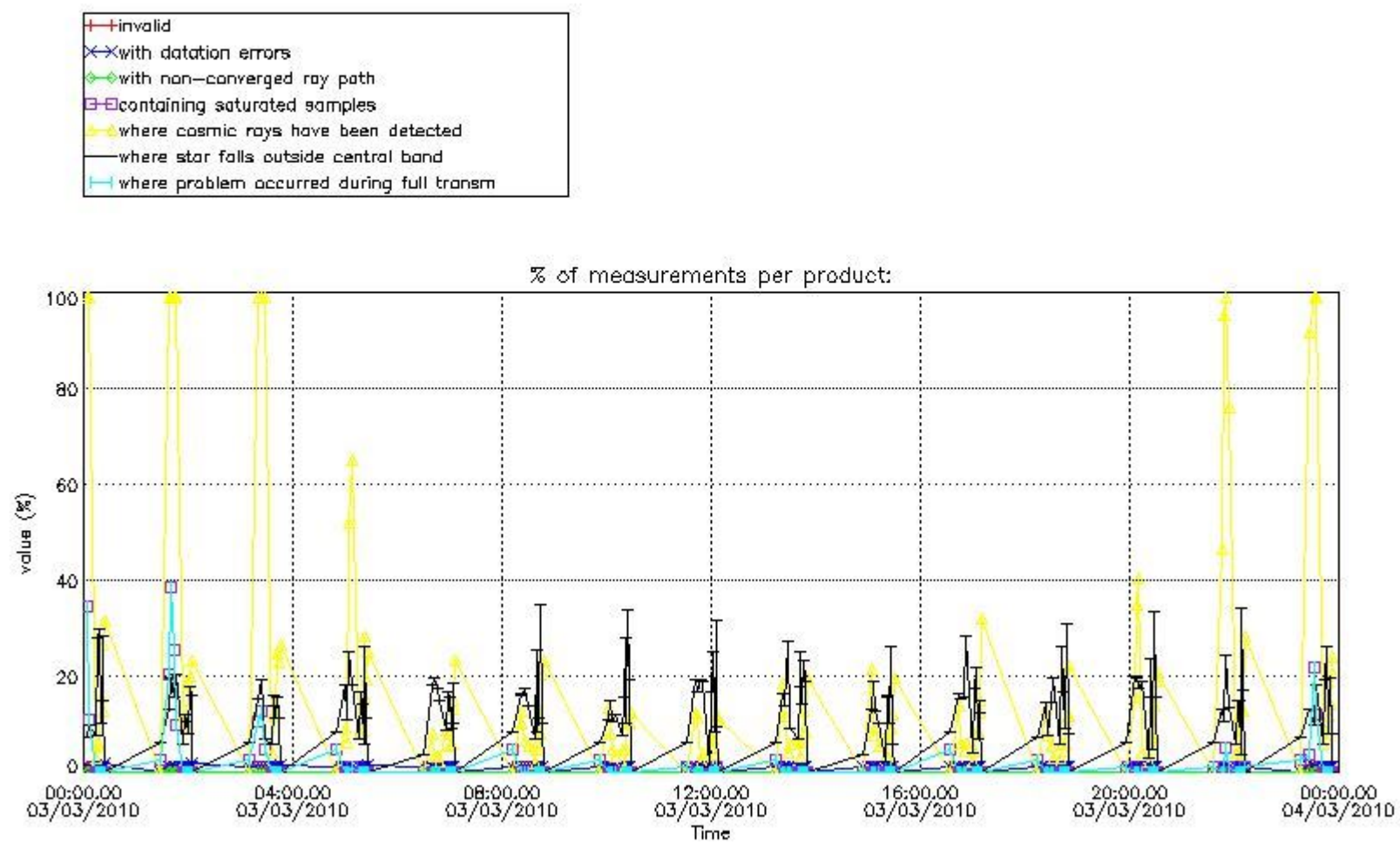


4. Level 1 quality information per product

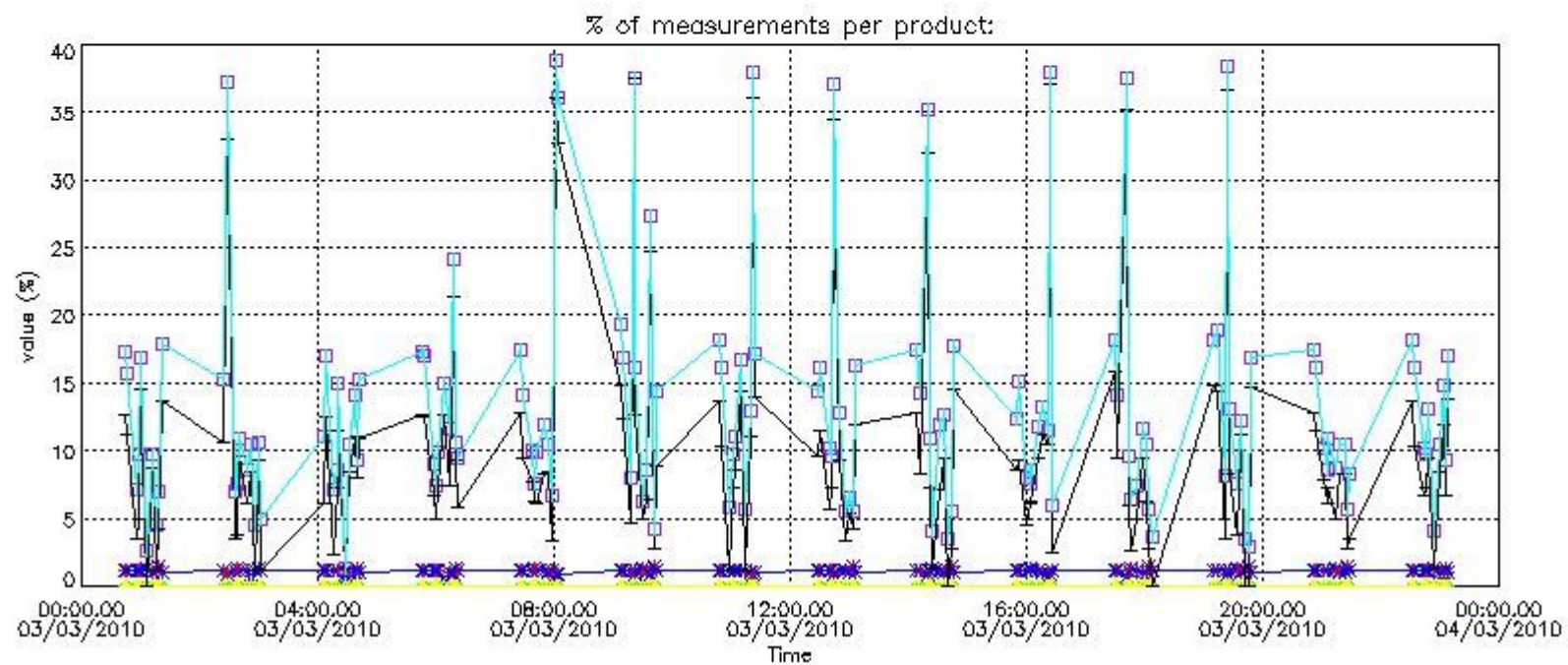
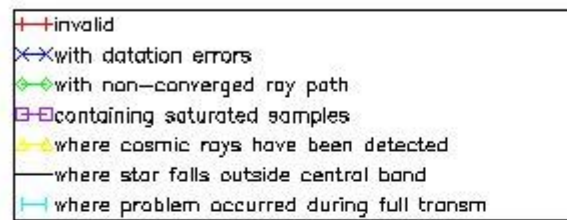
In this section it is plotted some information contained in the Quality Summary data set of the level 2 products that comes from the level 1b processing. Products without errors (error flag in the MPH set to "0") are used.

4.1 Plot quality information per product (time dependant) coming from level 1b processing

4.1.1 Plot level 1 quality information per product (time dependant): ENVISAT ASCENDING passes



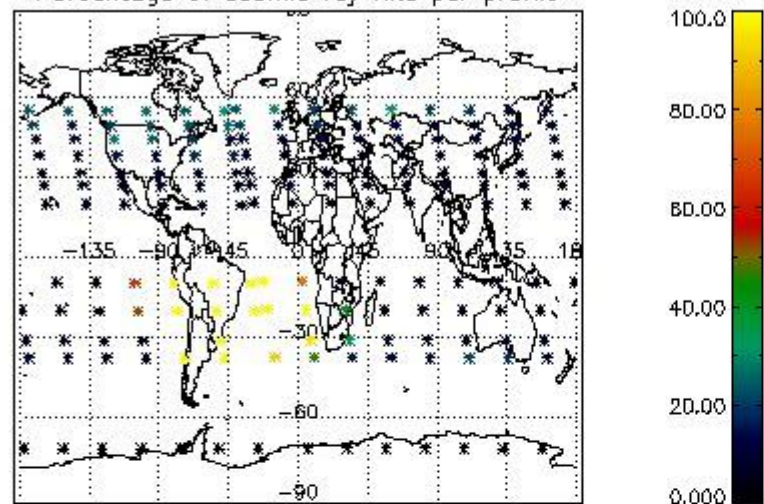
4.1.2 Plot level 1 quality information per product (time dependant): ENVI SAT DESCENDING passes



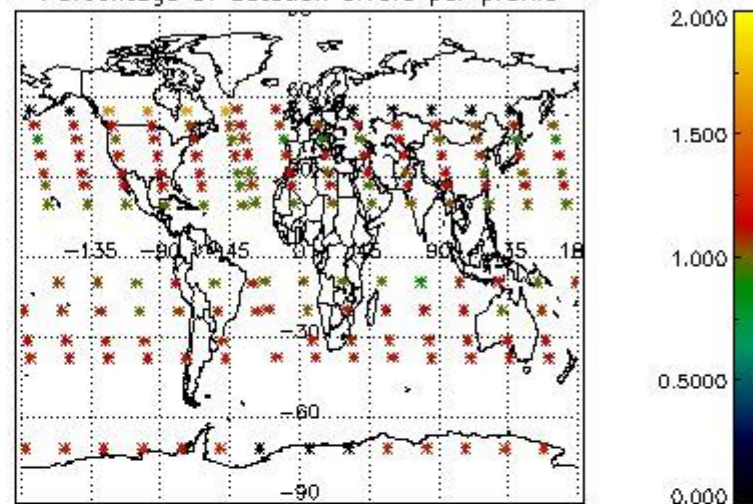
4.2 Plot quality information per product coming from level 1b processing (world map)

4.2.1 Plot level 1 quality information per product (world map): ENVISAT ASCENDING passes

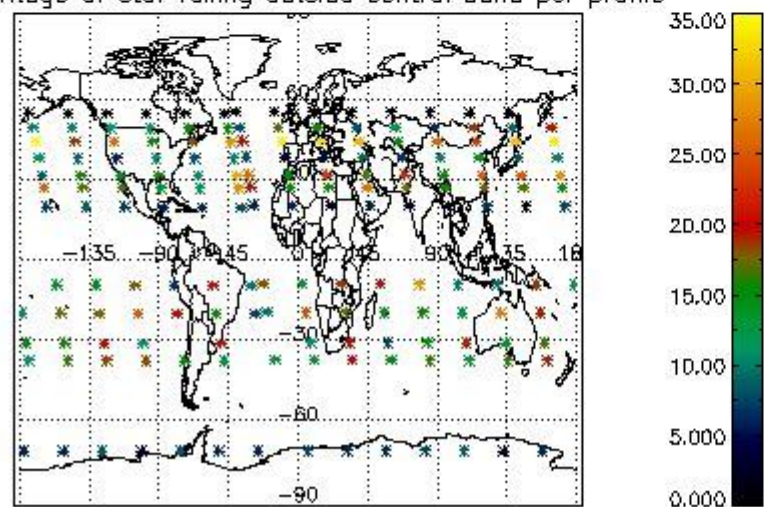
Percentage of cosmic ray hits per profile



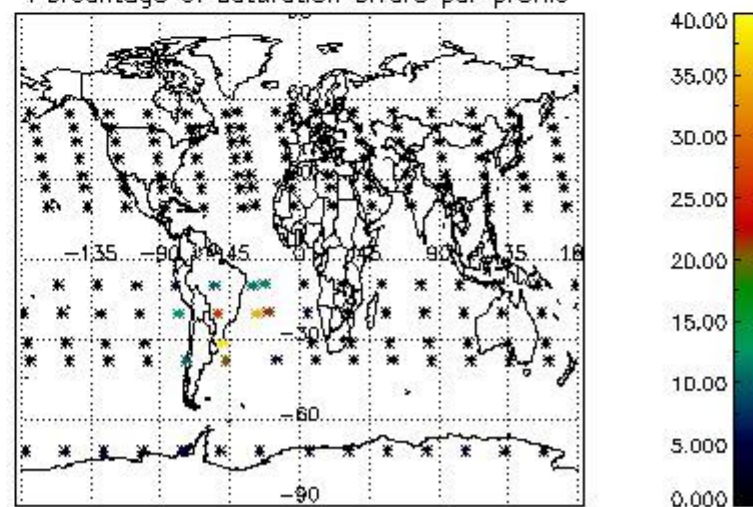
Percentage of datation errors per profile



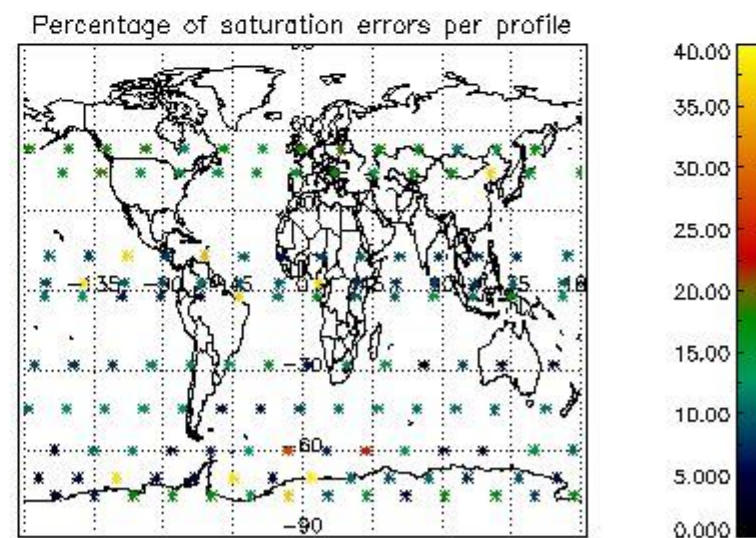
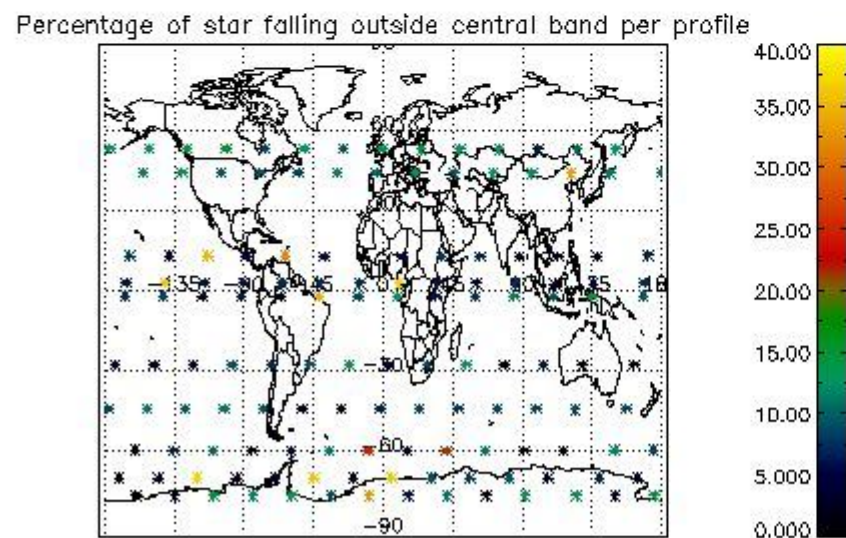
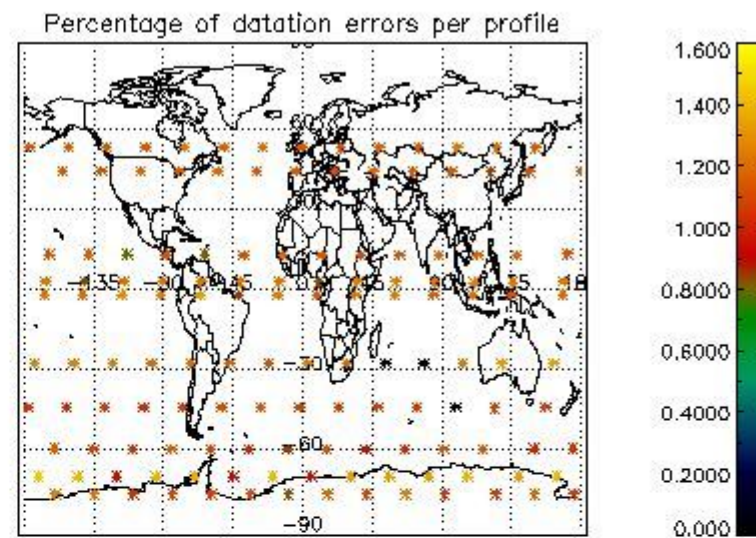
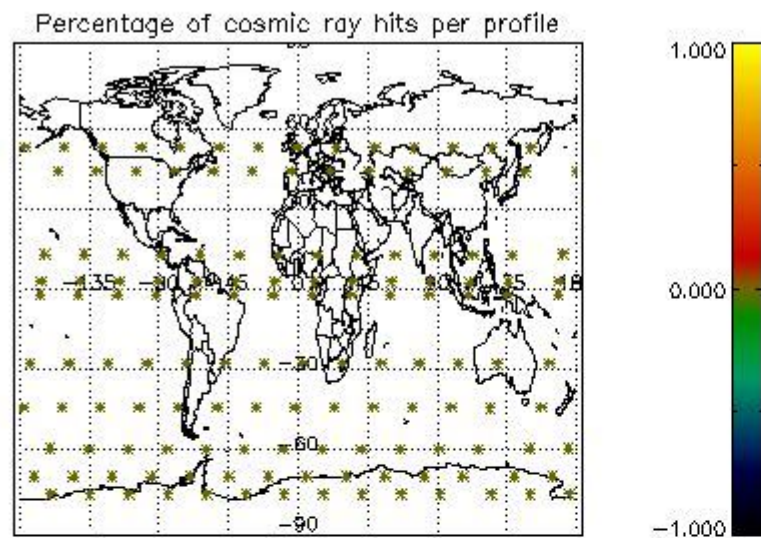
Percentage of star falling outside central band per profile



Percentage of saturation errors per profile



4.2.2 Plot level 1 quality information per product (world map): ENVISAT DESCENDING passes



5. Trace gas profiles

5.1 Ozone statistics based on quality of products

The final quality of the products can be "measured" using the STD (Standard Deviation) attached to every point profile. This information is written to the parameter GOM_NL__2P/NL_LOCAL_SPECIES_DENSITY/o3_std of the level 2 products. The table below shows the statistics for given STD ranges.

The statistics are given with respect to the overall valid production:

- Products without fatal errors: GOM_NL__2P/MPH/PRODUCT_ERR=0
- Valid point profile: GOM_NL__2P/NL_LOCAL_SPECIES_DENSITY/pcd(0)=0

The 'Criteria' is applied to valid points of dark limb products:

- Products in dark limb illumination condition: GOM_NL__2P/NL_SUMMARY_QUALITY/obs_ill_cond=0
- Products without fatal errors: GOM_NL__2P/MPH/PRODUCT_ERR=0
- Valid point profile: GOM_NL__2P/NL_LOCAL_SPECIES_DENSITY/pcd(0)=0

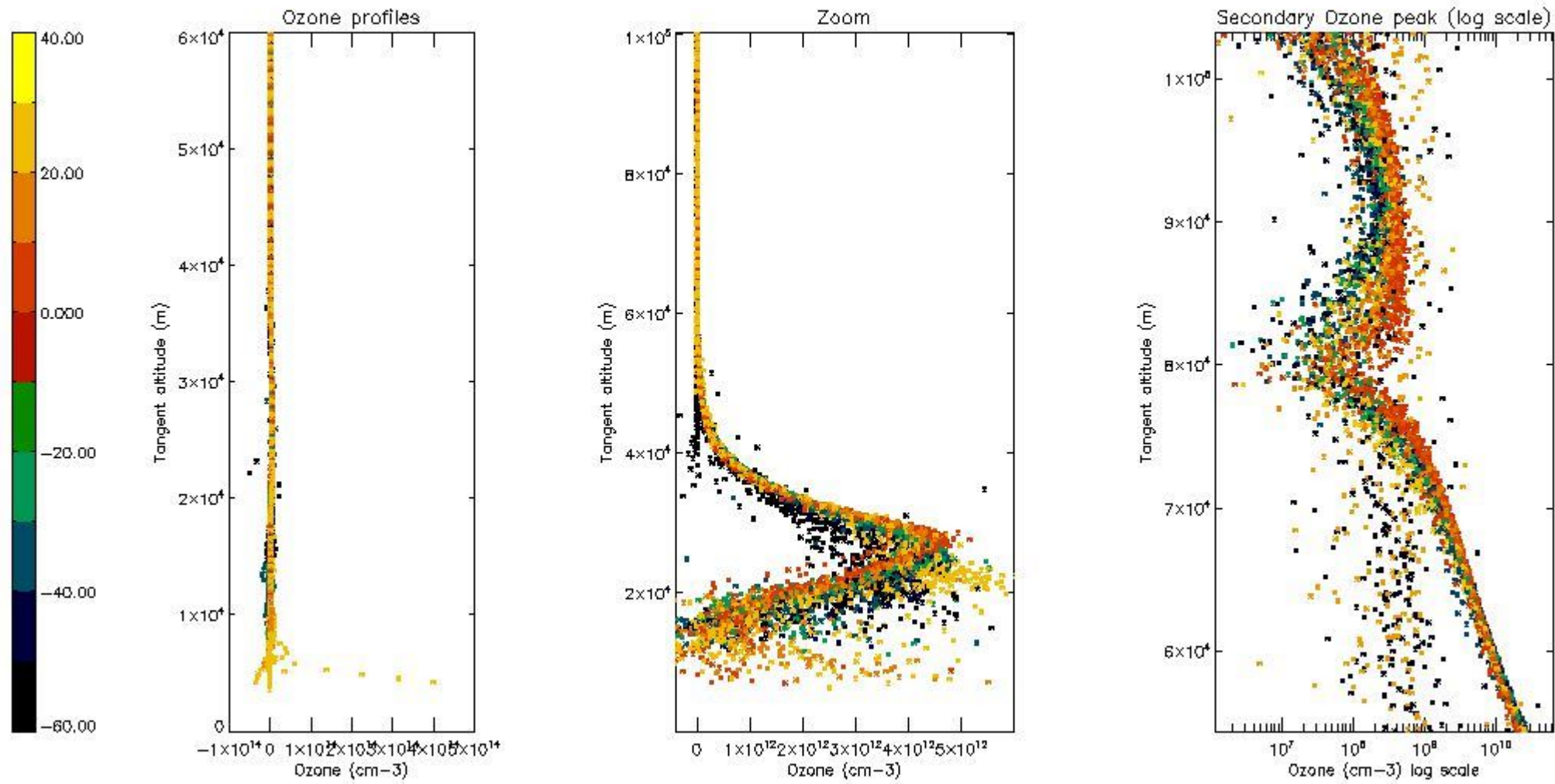
So, the table below shows the percentage of dark limb and valid observations for each criteria with respect to the overall valid daily observations.

Criteria	% of total production
All STD	49
STD < 20	27

STD < 10	22
STD < 5	15

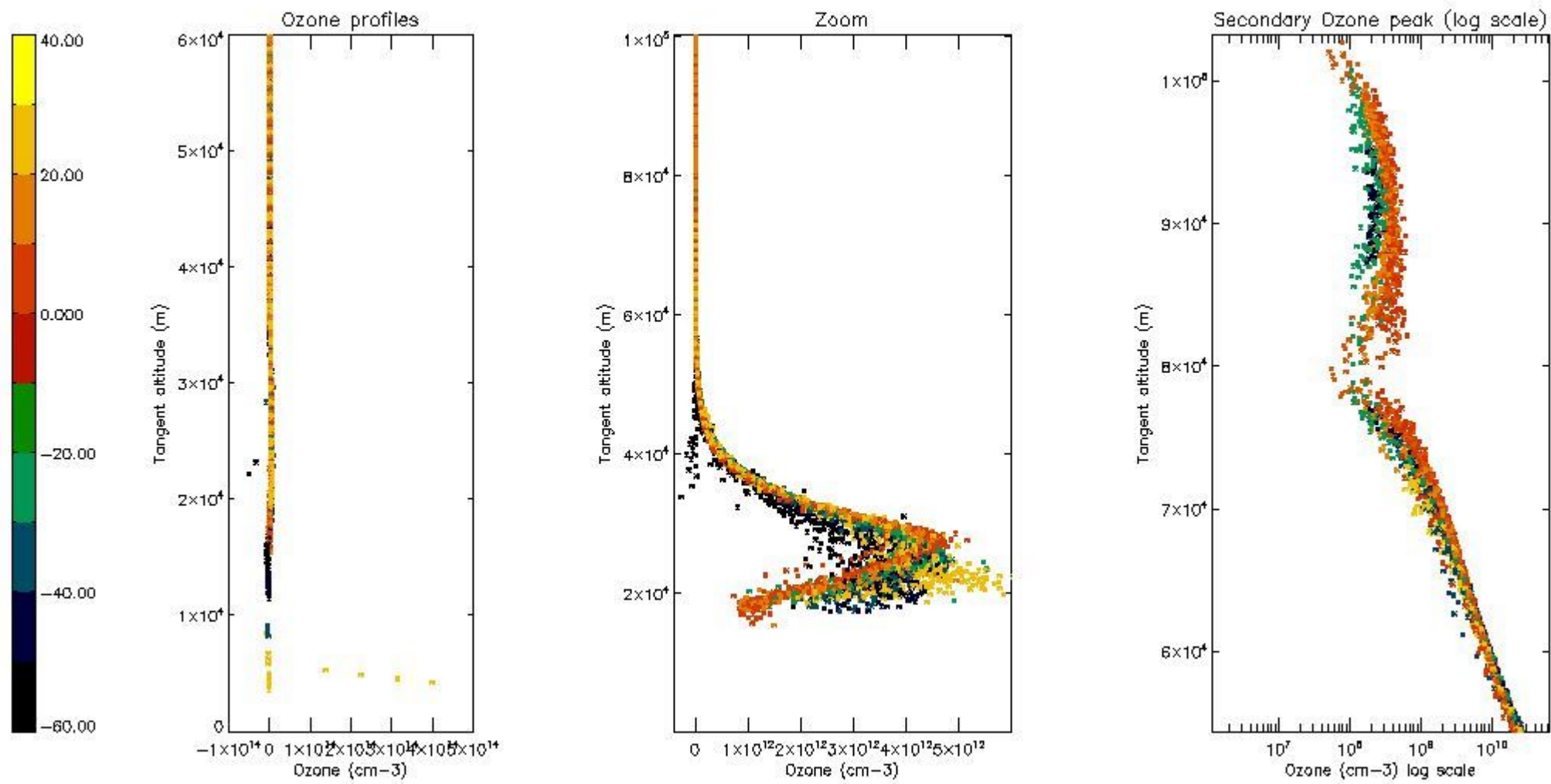
5.2 Plot ozone profiles for all STD (dark without errors)

The colorbar represents the latitude.



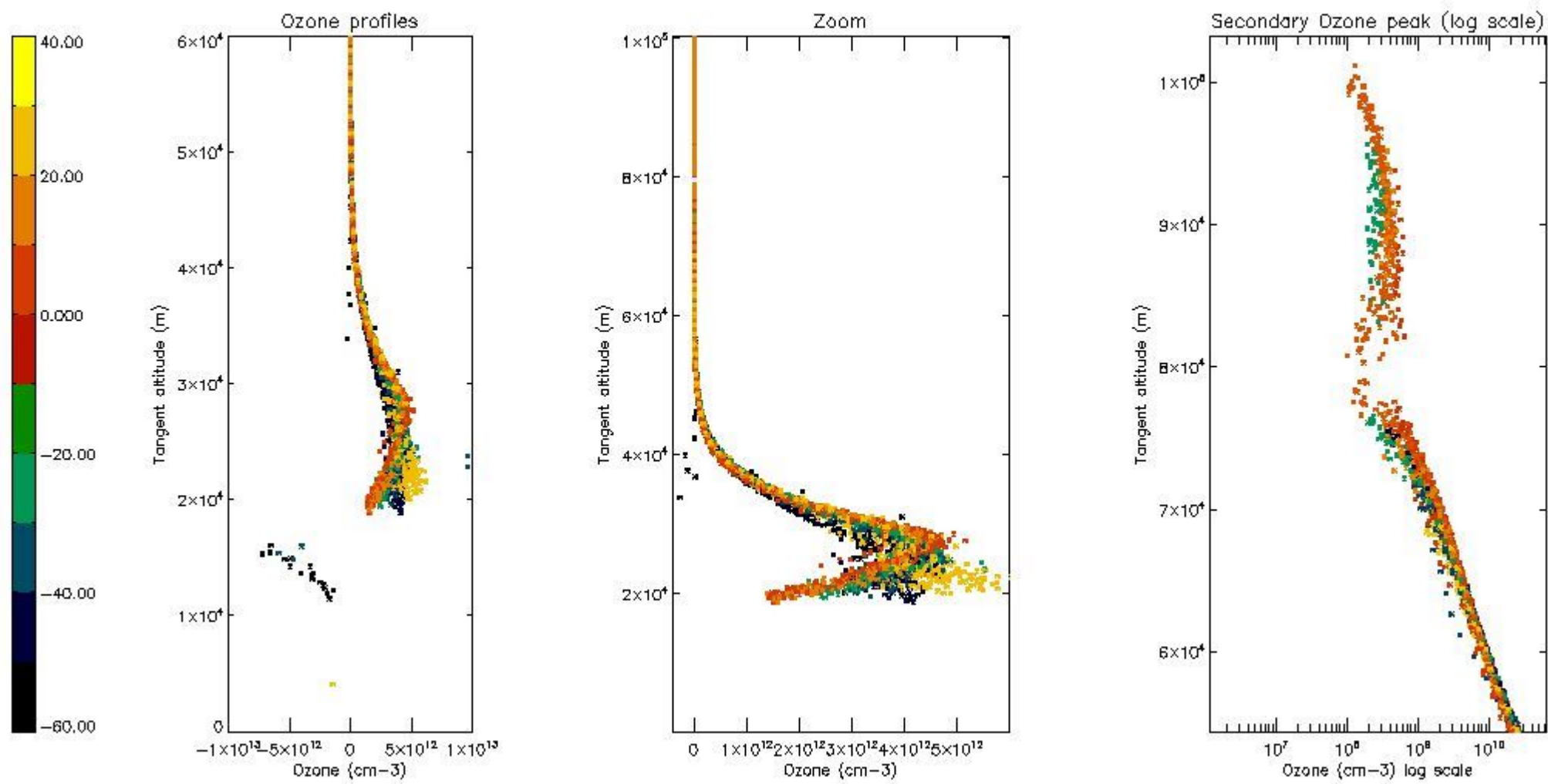
5.3 Plot ozone profiles where STD < 20% (dark without errors)

The colorbar represents the latitude.



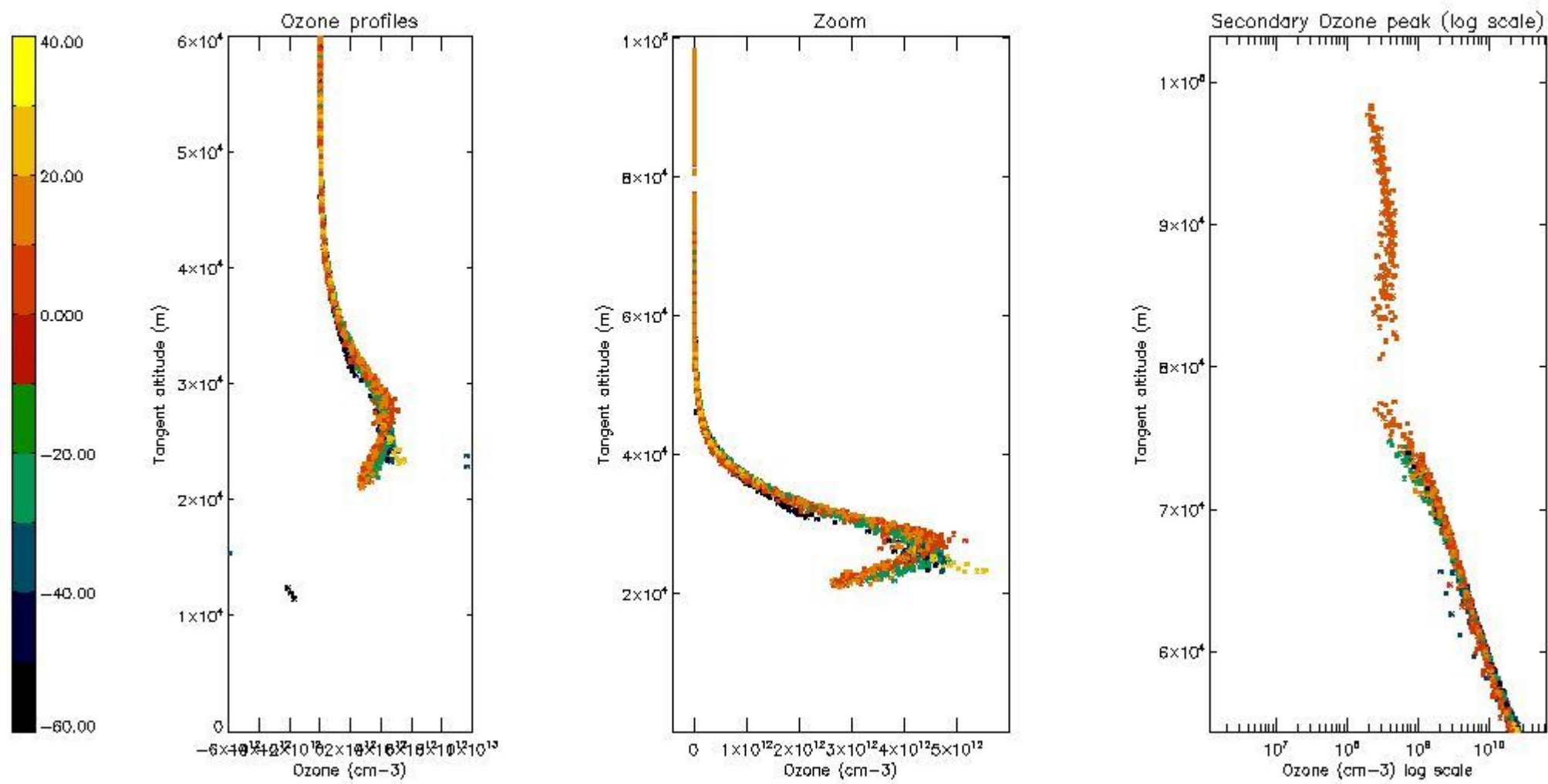
5.4 Plot ozone profiles where $STD < 10\%$ (dark without errors)

The colorbar represents the latitude.



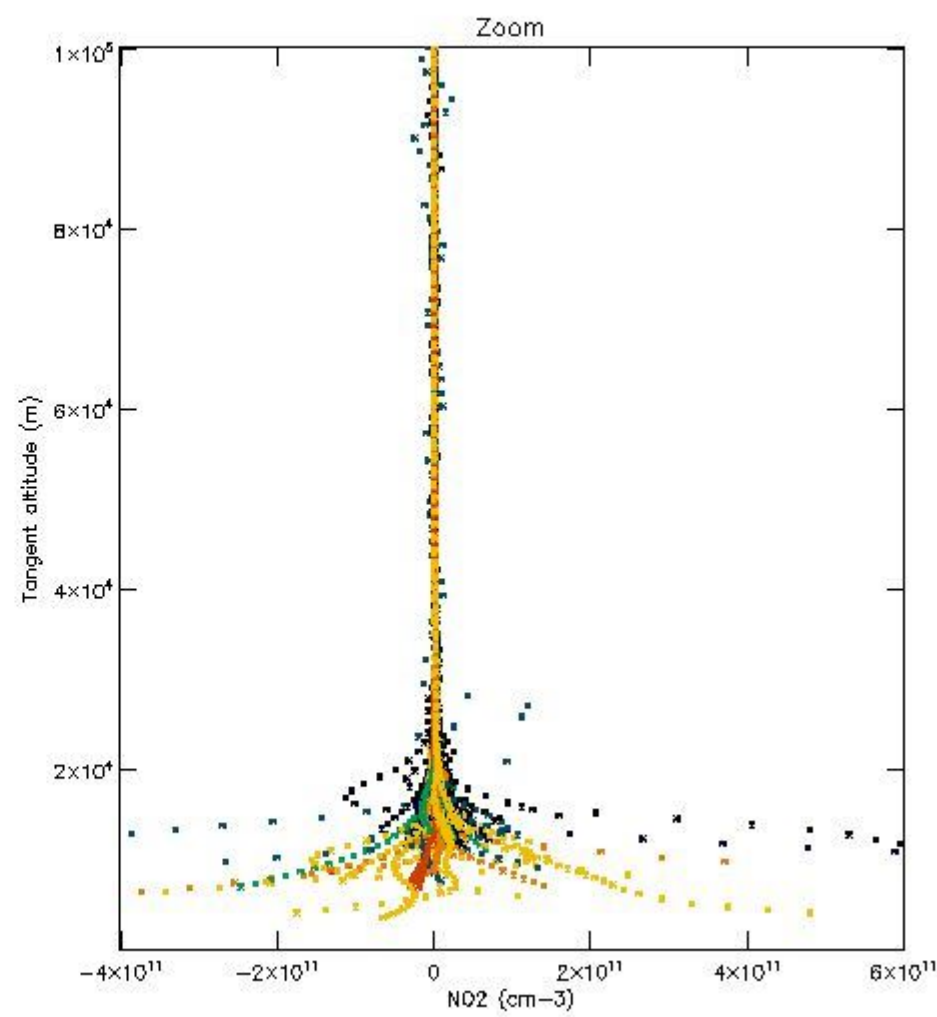
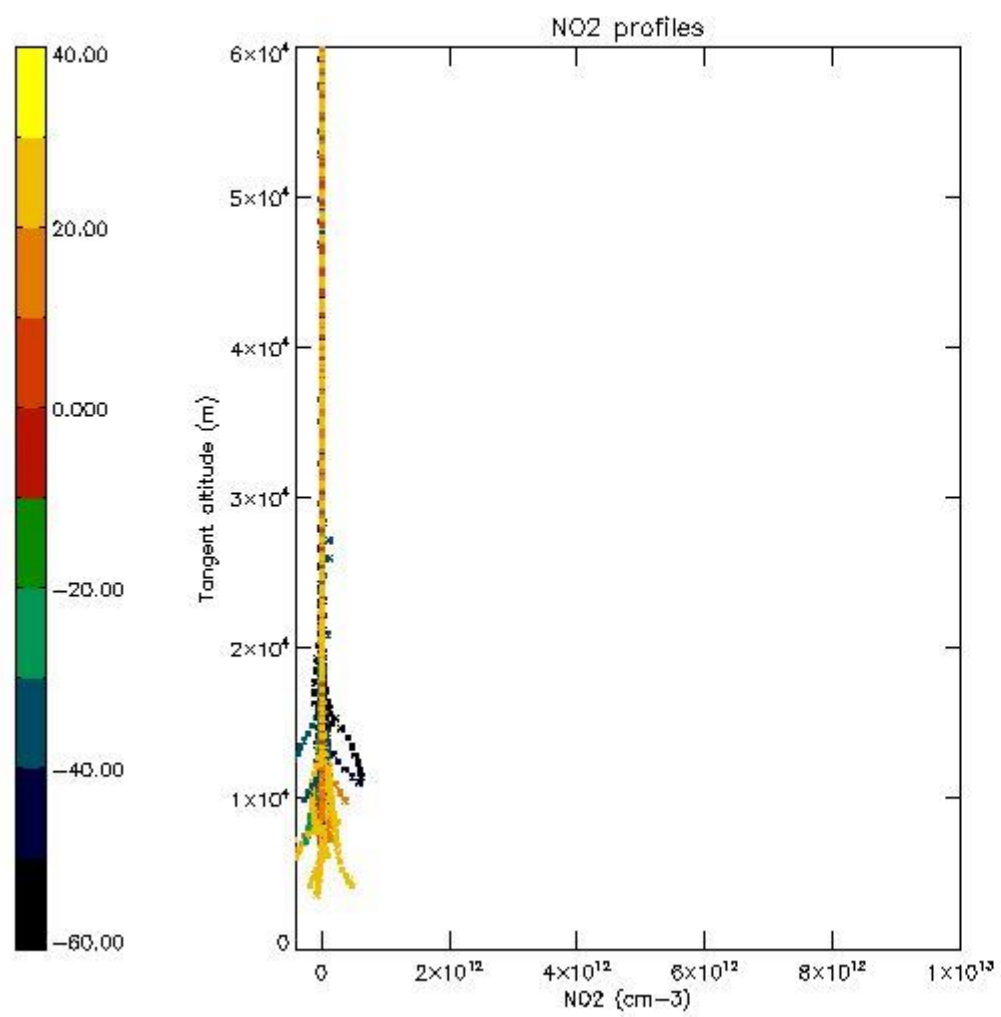
5.5 Plot ozone profiles where STD < 5% (dark without errors)

The colorbar represents the latitude.



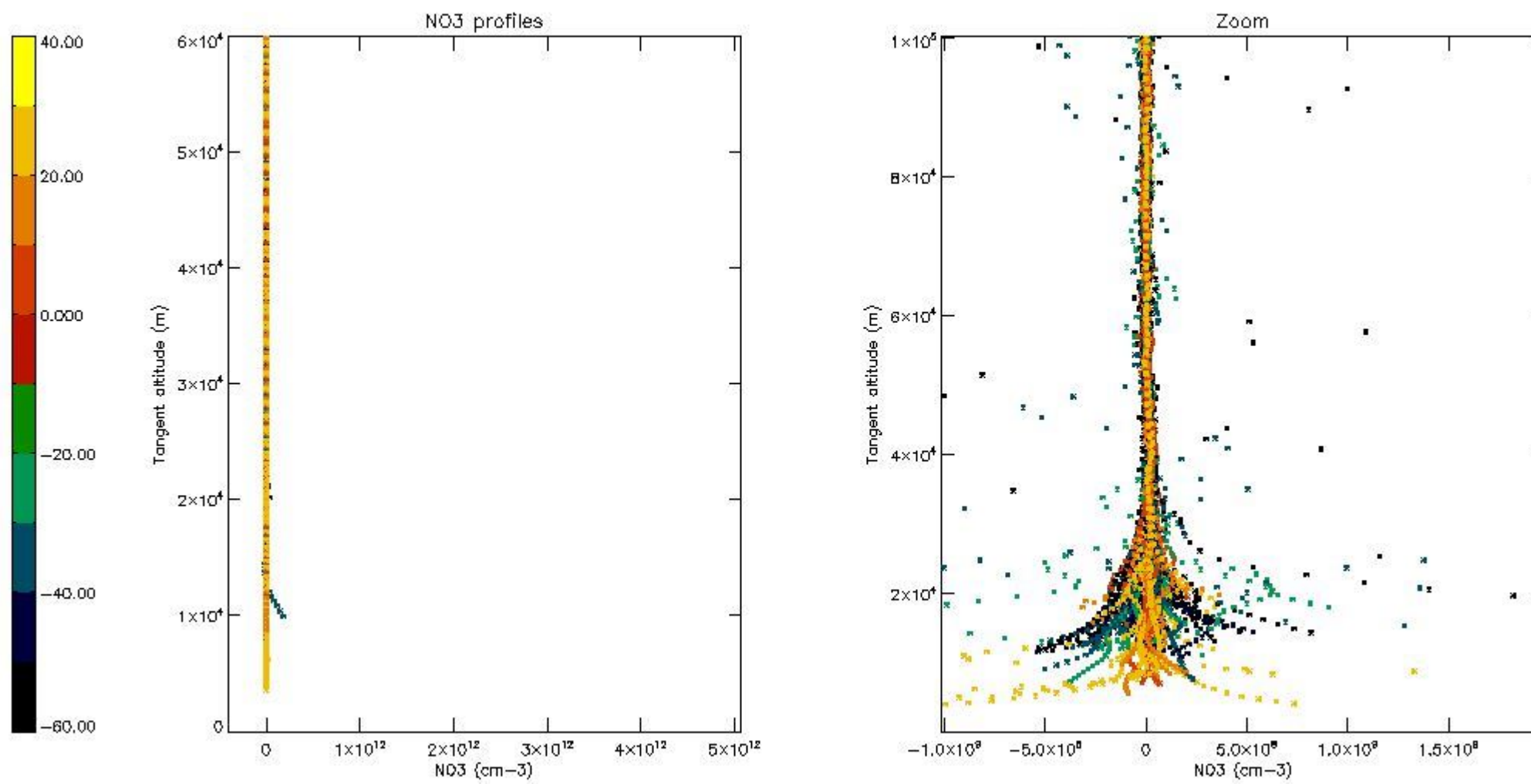
5.6 Plot NO₂ profiles for all STD (dark without errors)

The colorbar represents the latitude.



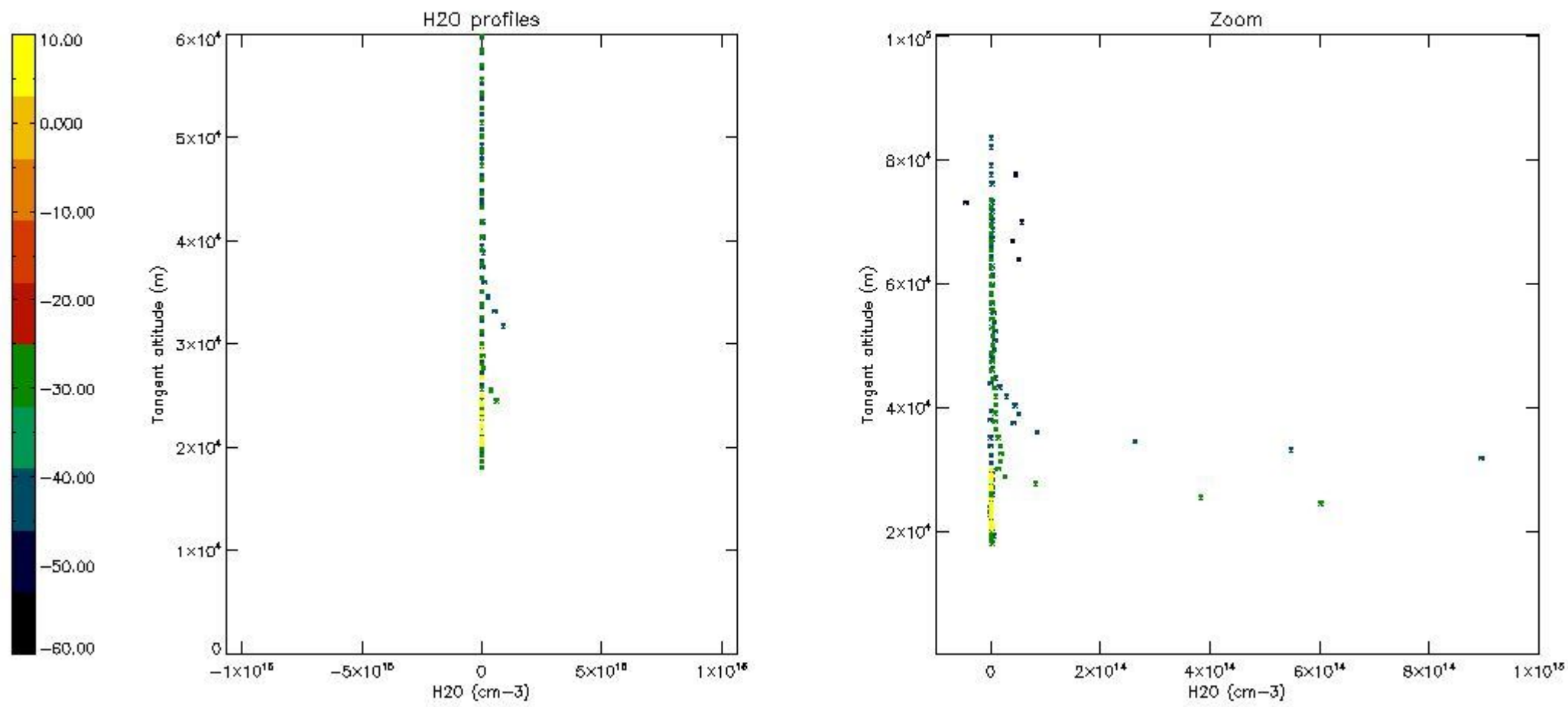
5.7 Plot NO3 profiles for all STD (dark without errors)

The colorbar represents the latitude.



5.8 Plot H₂O profiles for all STD (only for occultations of stars 1,2,3,4,13,14,16,26,63 dark without errors)

The colorbar represents the latitude.



6. Auxiliary Data Files used for the production reported in section 2

The number reported in the third column indicates since which file (see list in section 2) the corresponding auxiliary file has been used. The fourth column is the date of those product files.

Type	Auxiliary Filename	Used since product	Used since product date
INST_PHYS_CHARACTERISTICS	GOM_INS_AXVIEC20091111_143220_20030716_120000_20500101_000000	1	03-MAR-2010 00:03:03
LEVEL-2_PROC_CONFIG	GOM_PR2_AXVIEC20091111_152718_20020301_000000_20500101_000000	1	03-MAR-2010 00:03:03
CROSS_SECTIONS_FILE	GOM_CRS_AXVIEC20091111_154832_20020301_000000_20500101_000000	1	03-MAR-2010 00:03:03

GOMOS Level 2 Daily Report

SUMMARY

[1. General Info](#)

[2. Summary of processed GOM_NL_2P products](#)

[3. Level 2 Quality information per product](#)

[3.1 Plot of level 2 quality information per product \(time dependant\)](#)

[3.2 Plot of level 2 quality information per product \(world map\)](#)

[4. Level 1 Quality information per product \(stored on level 2 products\)](#)

[4.1 Plot of level 1 quality information per product \(time dependant\)](#)

[4.1.1 Plot of level 1 quality information per product \(time dependant\): ASCENDING](#)

[4.1.2 Plot of level 1 quality information per product \(time dependant\): DESCENDING](#)

[4.2 Plot of level 1 quality information per product \(world map\)](#)

[4.2.1 Plot of level 1 quality information per product \(world map\): ASCENDING](#)

[4.2.2 Plot of level 1 quality information per product \(world map\): DESCENDING](#)

[5. Ozone profiles based on quality statistics and other trace gas profiles](#)

[5.1 Ozone statistics based on quality of products](#)

[5.2 Plot ozone profiles for all STD \(dark without errors\)](#)

[5.3 Plot ozone profiles where STD < 20% \(dark without errors\)](#)

[5.4. Plot ozone profiles where STD < 10% \(dark without errors\)](#)

[5.5. Plot ozone profiles where STD < 5% \(dark without errors\)](#)

[5.6 Plot NO2 profiles for all STD \(dark without errors\)](#)

[5.7 Plot NO3 profiles for all STD \(dark without errors\)](#)

[5.8 Plot H2O profiles \(only for occultations of stars 1,2,3,4,13,14,16,26,63 dark without errors\) for all STD](#)

[6. Auxiliary Data Files used for the production reported in section 2](#)

This report presents the daily analysis on parameters extracted from GOMOS level 2 data (GOM_NL__2P). It is intended to monitor some important parameters that will impact the quality of these products. A list of level 2 products (and content) that have arrived during the reporting day to the PCF is also given.

Item	Value
Time of report generation	26APR2013 17:50:48
Data source version	GOMOS/6.01
Start time of products	03-03-2010 (03MAR2010 00:00:00)
Stop time of products	04-03-2010 (04MAR2010 00:00:00)
Store outputs in DB	Yes
Nb of level 2 prods	315
Nb of prods with errors	0

2. Summary of processed GOM_NL__2P products.

Nr	Filename	UTC Start time	Limb	Duration	Star Id	Star Name	Star Mag	Star Temp	Nb Meas	Orbit	Prod. error
1	GOM_NL__2PRFIN20100303_000303_000000412087_00216_41853_7533.N1	03-MAR-2010 00:03:03	Dark	40.500	38	20Eps Sgr	1.8360	11000.	81	41853	No
2	GOM_NL__2PRFIN20100303_000559_000000462087_00216_41853_7534.N1	03-MAR-2010 00:05:59	Dark	45.500	25	35Lam Sco	1.6200	28000.	91	41853	No
3	GOM_NL__2PRFIN20100303_001409_000000522087_00217_41854_7521.N1	03-MAR-2010 00:14:09	Dark	51.500	131	Gam Lup	2.8000	26000.	103	41854	No
4	GOM_NL__2PRFIN20100303_001610_000000522087_00217_41854_7522.N1	03-MAR-2010 00:16:10	Dark	51.500	4	Alp1Cen	-0.010000	5800.0	103	41854	No
5	GOM_NL__2PRFIN20100303_001729_000000542087_00217_41854_7523.N1	03-MAR-2010 00:17:29	Dark	53.500	10	Bet Cen	0.610000	28000.	107	41854	No
6	GOM_NL__2PRFIN20100303_001919_000000452087_00217_41854_7524.N1	03-MAR-2010 00:19:19	Dark	44.500	77	Eps Cen	2.3030	28000.	89	41854	No
7	GOM_NL__2PRFIN20100303_002103_000000512087_00217_41854_7525.N1	03-MAR-2010 00:21:03	Dark	51.000	26	Gam Cru	1.6240	2900.0	102	41854	No
8	GOM_NL__2PRFIN20100303_002230_000000472087_00217_41854_7526.N1	03-MAR-2010 00:22:30	Dark	47.000	64	Gam Cen	2.2000	10600.	94	41854	No
9	GOM_NL__2PRFIN20100303_002405_000000302087_00217_41854_7527.N1	03-MAR-2010 00:24:05	Straylight	30.000	123	lot Cen	2.7500	10200.	60	41854	No
10	GOM_NL__2PRFIN20100303_004402_000000442087_00217_41854_7528.N1	03-MAR-2010 00:44:02	Bright	43.500	22	32Alp Leo	1.3600	15200.	87	41854	No
11	GOM_NL__2PRFIN20100303_004636_000000452087_00217_41854_7529.N1	03-MAR-2010 00:46:36	Bright	44.500	51	41Gam1Leo	2.0100	4500.0	89	41854	No
12	GOM_NL__2PRFIN20100303_005523_000000432087_00217_41854_7530.N1	03-MAR-2010 00:55:23	Bright	42.500	174	52Psi UMa	3.0040	4400.0	85	41854	No
13	GOM_NL__2PRFIN20100303_005812_000000412087_00217_41854_7531.N1	03-MAR-2010 00:58:12	Bright	41.000	82	48Bet UMa	2.3650	10600.	82	41854	No
14	GOM_NL__2PRFIN20100303_005934_000000452087_00217_41854_7532.N1	03-MAR-2010 00:59:34	Bright	44.500	36	50Alp UMa	1.8000	6300.0	89	41854	No
15	GOM_NL__2PRFIN20100303_010645_000000382087_00217_41854_7533.N1	03-MAR-2010 01:06:45	Bright	38.000	60	7Bet UMi	2.0810	3950.0	76	41854	No
16	GOM_NL__2PRFIN20100303_011124_000000462087_00217_41854_7534.N1	03-MAR-2010 01:11:24	Bright	46.000	119	14Eta Dra	2.7270	4700.0	92	41854	No
17	GOM_NL__2PRFIN20100303_011552_000000442087_00217_41854_7535.N1	03-MAR-2010 01:15:52	Bright	44.000	130	23Bet Dra	2.7990	5800.0	88	41854	No
18	GOM_NL__2PRFIN20100303_011856_000000362087_00217_41854_7536.N1	03-MAR-2010 01:18:56	Bright	36.000	144	18Del Cyg	2.8600	11000.	72	41854	No
19	GOM_NL__2PRFIN20100303_012104_000000482087_00217_41854_7537.N1	03-MAR-2010 01:21:04	Bright	47.500	5	3Alp Lyr	0.033000	11000.	95	41854	No
20	GOM_NL__2PRFIN20100303_012848_000000412087_00217_41854_7538.N1	03-MAR-2010 01:28:48	Bright	40.500	168	17Zet Aql	2.9860	11000.	81	41854	No
21	GOM_NL__2PRFIN20100303_013839_000000422087_00217_41854_7539.N1	03-MAR-2010 01:38:39	Dark	41.500	155	41Pi Sgr	2.9000	6600.0	83	41854	No
22	GOM_NL__2PRFIN20100303_014030_000000462087_00217_41854_7540.N1	03-MAR-2010 01:40:30	Dark	45.500	57	34Sig Sgr	2.0660	26000.	91	41854	No
23	GOM_NL__2PRFIN20100303_014339_000000452087_00217_41854_7541.N1	03-MAR-2010 01:43:39	Dark	45.000	38	20Eps Sgr	1.8360	11000.	90	41854	No
24	GOM_NL__2PRFIN20100303_014636_000000522087_00217_41854_7542.N1	03-MAR-2010 01:46:36	Dark	51.500	25	35Lam Sco	1.6200	28000.	103	41854	No
25	GOM_NL__2PRFIN20100303_015446_000000512087_00218_41855_7529.N1	03-MAR-2010 01:54:46	Dark	51.000	131	Gam Lup	2.8000	26000.	102	41855	No
26	GOM_NL__2PRFIN20100303_015646_000000422087_00218_41855_7530.N1	03-MAR-2010 01:56:46	Dark	42.000	4	Alp1Cen	-0.010000	5800.0	84	41855	No
27	GOM_NL__2PRFIN20100303_015805_000000422087_00218_41855_7531.N1	03-MAR-2010 01:58:05	Dark	42.000	10	Bet Cen	0.610000	28000.	84	41855	No
28	GOM_NL__2PRFIN20100303_015955_000000432087_00218_41855_7532.N1	03-MAR-2010 01:59:55	Dark	43.000	77	Eps Cen	2.3030	28000.	86	41855	No
29	GOM_NL__2PRFIN20100303_020139_000000452087_00218_41855_7533.N1	03-MAR-2010 02:01:39	Dark	45.000	26	Gam Cru	1.6240	2900.0	90	41855	No
30	GOM_NL__2PRFIN20100303_020307_000000472087_00218_41855_7534.N1	03-MAR-2010 02:03:07	Dark	47.000	64	Gam Cen	2.2000	10600.	94	41855	No
31	GOM_NL__2PRFIN20100303_020443_000000302087_00218_41855_7535.N1	03-MAR-2010 02:04:43	Straylight	30.000	123	lot Cen	2.7500	10200.	60	41855	No
32	GOM_NL__2PRFIN20100303_022437_000000432087_00218_41855_7536.N1	03-MAR-2010 02:24:37	Bright	42.500	22	32Alp Leo	1.3600	15200.	85	41855	No
33	GOM_NL__2PRFIN20100303_022712_000000592087_00218_41855_7537.N1	03-MAR-2010 02:27:12	Bright	59.000	51	41Gam1Leo	2.0100	4500.0	118	41855	No
34	GOM_NL__2PRFIN20100303_023559_000000432087_00218_41855_7538.N1	03-MAR-2010 02:35:59	Bright	43.000	174	52Psi UMa	3.0040	4400.0	86	41855	No
35	GOM_NL__2PRFIN20100303_023848_000000402087_00218_41855_7539.N1	03-MAR-2010 02:38:48	Bright	40.000	82	48Bet UMa	2.3650	10600.	80	41855	No
36	GOM_NL__2PRFIN20100303_024009_000000422087_00218_41855_7540.N1	03-MAR-2010 02:40:09	Bright	41.500	36	50Alp UMa	1.8000	6300.0	83	41855	No
37	GOM_NL__2PRFIN20100303_024721_000000412087_00218_41855_7541.N1	03-MAR-2010 02:47:21	Bright	41.000	60	7Bet UMi	2.0810	3950.0	82	41855	No
38	GOM_NL__2PRFIN20100303_025200_000000482087_00218_41855_7542.N1	03-MAR-2010 02:52:00	Bright	47.500	119	14Eta Dra	2.7270	4700.0	95	41855	No
39	GOM_NL__2PRFIN20100303_025628_000000452087_00218_41855_7543.N1	03-MAR-2010 02:56:28	Bright	44.500	130	23Bet Dra	2.7990	5800.0	89	41855	No
40	GOM_NL__2PRFIN20100303_025932_000000382087_00218_41855_7544.N1	03-MAR-2010 02:59:32	Bright	37.500	144	18Del Cyg	2.8600	11000.	75	41855	No
41	GOM_NL__2PRFIN20100303_030140_000000412087_00218_41855_7545.N1	03-MAR-2010 03:01:40	Bright	40.500	5	3Alp Lyr	0.033000	11000.	81	41855	No
42	GOM_NL__2PRFIN20100303_030924_000000412087_00218_41855_7546.N1	03-MAR-2010 03:09:24	Bright	40.500	168	17Zet Aql	2.9860	11000.	81	41855	No

43	GOM_NL__2PRFIN20100303_031916_000000432087_00218_41855_7547.N1	03-MAR-2010 03:19:16	Dark	42.500	155	41Pi Sgr	2.9000	6600.0	85	41855	No
44	GOM_NL__2PRFIN20100303_032416_000000472087_00218_41855_7548.N1	03-MAR-2010 03:24:16	Dark	46.500	38	20Eps Sgr	1.8360	11000.	93	41855	No
45	GOM_NL__2PRFIN20100303_032712_000000442087_00218_41855_7549.N1	03-MAR-2010 03:27:12	Dark	44.000	25	35Lam Sco	1.6200	28000.	88	41855	No
46	GOM_NL__2PRFIN20100303_033523_000000522087_00219_41856_7567.N1	03-MAR-2010 03:35:23	Dark	51.500	131	Gam Lup	2.8000	26000.	103	41856	No
47	GOM_NL__2PRFIN20100303_033723_000000442087_00219_41856_7568.N1	03-MAR-2010 03:37:23	Dark	43.500	4	Alp1Cen	-0.010000	5800.0	87	41856	No
48	GOM_NL__2PRFIN20100303_033842_000000442087_00219_41856_7569.N1	03-MAR-2010 03:38:42	Dark	44.000	10	Bet Cen	0.61000	28000.	88	41856	No
49	GOM_NL__2PRFIN20100303_034032_000000442087_00219_41856_7570.N1	03-MAR-2010 03:40:32	Dark	44.000	77	Eps Cen	2.3030	28000.	88	41856	No
50	GOM_NL__2PRFIN20100303_034215_000000452087_00219_41856_7571.N1	03-MAR-2010 03:42:15	Dark	44.500	26	Gam Cru	1.6240	2900.0	89	41856	No
51	GOM_NL__2PRFIN20100303_034344_000000442087_00219_41856_7572.N1	03-MAR-2010 03:43:44	Dark	44.000	64	Gam Cen	2.2000	10600.	88	41856	No
52	GOM_NL__2PRFIN20100303_034519_000000322087_00219_41856_7573.N1	03-MAR-2010 03:45:19	Straylight	32.000	123	Iot Cen	2.7500	10200.	64	41856	No
53	GOM_NL__2PRFIN20100303_040513_000000412087_00219_41856_7574.N1	03-MAR-2010 04:05:13	Bright	40.500	22	32Alp Leo	1.3600	15200.	81	41856	No
54	GOM_NL__2PRFIN20100303_040747_000000442087_00219_41856_7575.N1	03-MAR-2010 04:07:47	Bright	44.000	51	41Gam1Leo	2.0100	4500.0	88	41856	No
55	GOM_NL__2PRFIN20100303_041634_000000432087_00219_41856_7576.N1	03-MAR-2010 04:16:34	Bright	42.500	174	52Psi UMa	3.0040	4400.0	85	41856	No
56	GOM_NL__2PRFIN20100303_041923_000000412087_00219_41856_7577.N1	03-MAR-2010 04:19:23	Bright	41.000	82	48Bet UMa	2.3650	10600.	82	41856	No
57	GOM_NL__2PRFIN20100303_042045_000000442087_00219_41856_7578.N1	03-MAR-2010 04:20:45	Bright	43.500	36	50Alp UMa	1.8000	6300.0	87	41856	No
58	GOM_NL__2PRFIN20100303_042756_000000372087_00219_41856_7579.N1	03-MAR-2010 04:27:56	Bright	36.500	60	7Bet UMi	2.0810	3950.0	73	41856	No
59	GOM_NL__2PRFIN20100303_043235_000000482087_00219_41856_7580.N1	03-MAR-2010 04:32:35	Bright	47.500	119	14Eta Dra	2.7270	4700.0	95	41856	No
60	GOM_NL__2PRFIN20100303_043704_000000502087_00219_41856_7581.N1	03-MAR-2010 04:37:04	Bright	49.500	130	23Bet Dra	2.7990	5800.0	99	41856	No
61	GOM_NL__2PRFIN20100303_044008_000000382087_00219_41856_7582.N1	03-MAR-2010 04:40:08	Bright	37.500	144	18Del Cyg	2.8600	11000.	75	41856	No
62	GOM_NL__2PRFIN20100303_044216_000000462087_00219_41856_7583.N1	03-MAR-2010 04:42:16	Bright	46.000	5	3Alp Lyr	0.033000	11000.	92	41856	No
63	GOM_NL__2PRFIN20100303_045001_000000422087_00219_41856_7584.N1	03-MAR-2010 04:50:01	Bright	42.000	168	17Zet Aql	2.9860	11000.	84	41856	No
64	GOM_NL__2PRFIN20100303_045952_000000442087_00219_41856_7585.N1	03-MAR-2010 04:59:52	Dark	44.000	155	41Pi Sgr	2.9000	6600.0	88	41856	No
65	GOM_NL__2PRFIN20100303_050143_000000422087_00219_41856_7586.N1	03-MAR-2010 05:01:43	Dark	41.500	57	34Sig Sgr	2.0660	26000.	83	41856	No
66	GOM_NL__2PRFIN20100303_050452_000000502087_00219_41856_7587.N1	03-MAR-2010 05:04:52	Dark	50.000	38	20Eps Sgr	1.8360	11000.	100	41856	No
67	GOM_NL__2PRFIN20100303_050749_000000502087_00219_41856_7588.N1	03-MAR-2010 05:07:49	Dark	50.000	25	35Lam Sco	1.6200	28000.	100	41856	No
68	GOM_NL__2PRFIN20100303_051600_000000512087_00220_41857_7539.N1	03-MAR-2010 05:16:00	Dark	51.000	131	Gam Lup	2.8000	26000.	102	41857	No
69	GOM_NL__2PRFIN20100303_051800_000000452087_00220_41857_7540.N1	03-MAR-2010 05:18:00	Dark	44.500	4	Alp1Cen	-0.010000	5800.0	89	41857	No
70	GOM_NL__2PRFIN20100303_051918_000000432087_00220_41857_7541.N1	03-MAR-2010 05:19:18	Dark	42.500	10	Bet Cen	0.61000	28000.	85	41857	No
71	GOM_NL__2PRFIN20100303_052109_000000422087_00220_41857_7542.N1	03-MAR-2010 05:21:09	Dark	42.000	77	Eps Cen	2.3030	28000.	84	41857	No
72	GOM_NL__2PRFIN20100303_052252_000000502087_00220_41857_7543.N1	03-MAR-2010 05:22:52	Dark	49.500	26	Gam Cru	1.6240	2900.0	99	41857	No
73	GOM_NL__2PRFIN20100303_052420_000000452087_00220_41857_7544.N1	03-MAR-2010 05:24:20	Dark	44.500	64	Gam Cen	2.2000	10600.	89	41857	No
74	GOM_NL__2PRFIN20100303_052556_000000322087_00220_41857_7545.N1	03-MAR-2010 05:25:56	Straylight	32.000	123	Iot Cen	2.7500	10200.	64	41857	No
75	GOM_NL__2PRFIN20100303_054549_000000442087_00220_41857_7546.N1	03-MAR-2010 05:45:49	Bright	43.500	22	32Alp Leo	1.3600	15200.	87	41857	No
76	GOM_NL__2PRFIN20100303_054823_000000442087_00220_41857_7547.N1	03-MAR-2010 05:48:23	Bright	44.000	51	41Gam1Leo	2.0100	4500.0	88	41857	No
77	GOM_NL__2PRFIN20100303_055709_000000452087_00220_41857_7548.N1	03-MAR-2010 05:57:09	Bright	44.500	174	52Psi UMa	3.0040	4400.0	89	41857	No
78	GOM_NL__2PRFIN20100303_055959_000000412087_00220_41857_7549.N1	03-MAR-2010 05:59:59	Bright	40.500	82	48Bet UMa	2.3650	10600.	81	41857	No
79	GOM_NL__2PRFIN20100303_060121_000000412087_00220_41857_7550.N1	03-MAR-2010 06:01:21	Bright	40.500	36	50Alp UMa	1.8000	6300.0	81	41857	No
80	GOM_NL__2PRFIN20100303_060832_000000442087_00220_41857_7551.N1	03-MAR-2010 06:08:32	Bright	43.500	60	7Bet UMi	2.0810	3950.0	87	41857	No
81	GOM_NL__2PRFIN20100303_061311_000000472087_00220_41857_7552.N1	03-MAR-2010 06:13:11	Bright	47.000	119	14Eta Dra	2.7270	4700.0	94	41857	No
82	GOM_NL__2PRFIN20100303_061739_000000562087_00220_41857_7553.N1	03-MAR-2010 06:17:39	Bright	56.000	130	23Bet Dra	2.7990	5800.0	112	41857	No
83	GOM_NL__2PRFIN20100303_062044_000000382087_00220_41857_7554.N1	03-MAR-2010 06:20:44	Bright	37.500	144	18Del Cyg	2.8600	11000.	75	41857	No
84	GOM_NL__2PRFIN20100303_062253_000000432087_00220_41857_7555.N1	03-MAR-2010 06:22:53	Bright	42.500	5	3Alp Lyr	0.033000	11000.	85	41857	No
85	GOM_NL__2PRFIN20100303_063037_000000402087_00220_41857_7556.N1	03-MAR-2010 06:30:37	Bright	40.000	168	17Zet Aql	2.9860	11000.	80	41857	No
86	GOM_NL__2PRFIN20100303_064029_000000442087_00220_41857_7557.N1	03-MAR-2010 06:40:29	Dark	44.000	155	41Pi Sgr	2.9000	6600.0	88	41857	No
87	GOM_NL__2PRFIN20100303_064220_000000462087_00220_41857_7558.N1	03-MAR-2010 06:42:20	Dark	45.500	57	34Sig Sgr	2.0660	26000.	91	41857	No
88	GOM_NL__2PRFIN20100303_064529_000000462087_00220_41857_7559.N1	03-MAR-2010 06:45:29	Dark	45.500	38	20Eps Sgr	1.8360	11000.	91	41857	No
89	GOM_NL__2PRFIN20100303_064826_000000482087_00220_41857_7560.N1	03-MAR-2010 06:48:26	Dark	47.500	25	35Lam Sco	1.6200	28000.	95	41857	No
90	GOM_NL__2PRFIN20100303_065638_000000512087_00221_41858_7547.N1	03-MAR-2010 06:56:38	Dark	51.000	131	Gam Lup	2.8000	26000.	102	41858	No
91	GOM_NL__2PRFIN20100303_065836_000000452087_00221_41858_7548.N1	03-MAR-2010 06:58:36	Dark	44.500	4	Alp1Cen	-0.010000	5800.0	89	41858	No
92	GOM_NL__2PRFIN20100303_065955_000000452087_00221_41858_7549.N1	03-MAR-2010 06:59:55	Dark	44.500	10	Bet Cen	0.61000	28000.	89	41858	No
93	GOM_NL__2PRFIN20100303_070145_000000442087_00221_41858_7550.N1	03-MAR-2010 07:01:45	Dark	43.500	77	Eps Cen	2.3030	28000.	87	41858	No
94	GOM_NL__2PRFIN20100303_070329_000000462087_00221_41858_7551.N1	03-MAR-2010 07:03:29	Dark	45.500	26	Gam Cru	1.6240	2900.0	91	41858	No
95	GOM_NL__2PRFIN20100303_070457_000000442087_00221_41858_7552.N1	03-MAR-2010 07:04:57	Dark	43.500	64	Gam Cen	2.2000	10600.	87	41858	No
96	GOM_NL__2PRFIN20100303_070633_000000352087_00221_41858_7553.N1	03-MAR-2010 07:06:33	Straylight	34.500	123	Iot Cen	2.7500	10200.	69	41858	No
97	GOM_NL__2PRFIN20100303_072625_000000432087_00221_41858_7554.N1	03-MAR-2010 07:26:25	Bright	43.000	22	32Alp Leo	1.3600	15200.	86	41858	No
98	GOM_NL__2PRFIN20100303_072859_000000432087_00221_41858_7555.N1	03-MAR-2010 07:28:59	Bright	42.500	51	41Gam1Leo	2.0100	4500.0	85	41858	No
99	GOM_NL__2PRFIN20100303_073745_000000452087_00221_41858_7556.N1	03-MAR-2010 07:37:45	Bright	45.000	174	52Psi UMa	3.0040	4400.0	90	41858	No
100	GOM_NL__2PRFIN20100303_074035_000000402087_00221_41858_7557.N1	03-MAR-2010 07:40:35	Bright	40.000	82	48Bet UMa	2.3650	10600.	80	41858	No
101	GOM_NL__2PRFIN20100303_074156_000000412087_00221_41858_7558.N1	03-MAR-2010 07:41:56	Bright	40.500	36	50Alp UMa	1.8000	6300.0	81	41858	No

102	GOM_NL__2PRFIN20100303_074908_000000422087_00221_41858_7559.N1	03-MAR-2010 07:49:08	Bright	42.000	60	7Bet UMi	2.0810	3950.0	84	41858	No
103	GOM_NL__2PRFIN20100303_075346_000000482087_00221_41858_7560.N1	03-MAR-2010 07:53:46	Bright	47.500	119	14Eta Dra	2.7270	4700.0	95	41858	No
104	GOM_NL__2PRFIN20100303_075815_000000452087_00221_41858_7561.N1	03-MAR-2010 07:58:15	Bright	45.000	130	23Bet Dra	2.7990	5800.0	90	41858	No
105	GOM_NL__2PRFIN20100303_080120_000000542087_00221_41858_7562.N1	03-MAR-2010 08:01:20	Bright	54.000	144	18Del Cyg	2.8600	11000.	108	41858	No
106	GOM_NL__2PRFIN20100303_080329_000000612087_00221_41858_7563.N1	03-MAR-2010 08:03:29	Bright	61.000	5	3Alp Lyr	0.033000	11000.	122	41858	No
107	GOM_NL__2PRFIN20100303_081114_000000422087_00221_41858_7564.N1	03-MAR-2010 08:11:14	Bright	41.500	168	17Zet Aql	2.9860	11000.	83	41858	No
108	GOM_NL__2PRFIN20100303_082106_000000432087_00221_41858_7565.N1	03-MAR-2010 08:21:06	Dark	43.000	155	41Pi Sgr	2.9000	6600.0	86	41858	No
109	GOM_NL__2PRFIN20100303_082256_000000442087_00221_41858_7566.N1	03-MAR-2010 08:22:56	Dark	44.000	57	34Sig Sgr	2.0660	26000.	88	41858	No
110	GOM_NL__2PRFIN20100303_082606_000000462087_00221_41858_7567.N1	03-MAR-2010 08:26:06	Dark	46.000	38	20Eps Sgr	1.8360	11000.	92	41858	No
111	GOM_NL__2PRFIN20100303_082903_000000472087_00221_41858_7568.N1	03-MAR-2010 08:29:03	Dark	47.000	25	35Lam Sco	1.6200	28000.	94	41858	No
112	GOM_NL__2PRFIN20100303_083714_000000512087_00222_41859_7555.N1	03-MAR-2010 08:37:14	Dark	51.000	131	Gam Lup	2.8000	26000.	102	41859	No
113	GOM_NL__2PRFIN20100303_083913_000000492087_00222_41859_7556.N1	03-MAR-2010 08:39:13	Dark	49.000	4	Alp1Cen	-0.010000	5800.0	98	41859	No
114	GOM_NL__2PRFIN20100303_084032_000000412087_00222_41859_7557.N1	03-MAR-2010 08:40:32	Dark	41.000	10	Bet Cen	0.61000	28000.	82	41859	No
115	GOM_NL__2PRFIN20100303_084222_000000452087_00222_41859_7558.N1	03-MAR-2010 08:42:22	Dark	44.500	77	Eps Cen	2.3030	28000.	89	41859	No
116	GOM_NL__2PRFIN20100303_084405_000000562087_00222_41859_7559.N1	03-MAR-2010 08:44:05	Dark	56.000	26	Gam Cru	1.6240	2900.0	112	41859	No
117	GOM_NL__2PRFIN20100303_084533_000000442087_00222_41859_7560.N1	03-MAR-2010 08:45:33	Dark	44.000	64	Gam Cen	2.2000	10600.	88	41859	No
118	GOM_NL__2PRFIN20100303_084710_000000352087_00222_41859_7561.N1	03-MAR-2010 08:47:10	Straylight	34.500	123	Iot Cen	2.7500	10200.	69	41859	No
119	GOM_NL__2PRFIN20100303_090701_000000442087_00222_41859_7562.N1	03-MAR-2010 09:07:01	Bright	44.000	22	32Alp Leo	1.3600	15200.	88	41859	No
120	GOM_NL__2PRFIN20100303_090934_000000452087_00222_41859_7563.N1	03-MAR-2010 09:09:34	Bright	44.500	51	41Gam1Leo	2.0100	4500.0	89	41859	No
121	GOM_NL__2PRFIN20100303_091820_000000442087_00222_41859_7564.N1	03-MAR-2010 09:18:20	Bright	43.500	174	52Psi UMa	3.0040	4400.0	87	41859	No
122	GOM_NL__2PRFIN20100303_092110_000000602087_00222_41859_7565.N1	03-MAR-2010 09:21:10	Bright	60.000	82	48Bet UMa	2.3650	10600.	120	41859	No
123	GOM_NL__2PRFIN20100303_092232_000000442087_00222_41859_7566.N1	03-MAR-2010 09:22:32	Bright	43.500	36	50Alp UMa	1.8000	6300.0	87	41859	No
124	GOM_NL__2PRFIN20100303_092943_000000402087_00222_41859_7567.N1	03-MAR-2010 09:29:43	Bright	40.000	60	7Bet UMi	2.0810	3950.0	80	41859	No
125	GOM_NL__2PRFIN20100303_093422_000000472087_00222_41859_7568.N1	03-MAR-2010 09:34:22	Bright	46.500	119	14Eta Dra	2.7270	4700.0	93	41859	No
126	GOM_NL__2PRFIN20100303_093851_000000592087_00222_41859_7569.N1	03-MAR-2010 09:38:51	Bright	58.500	130	23Bet Dra	2.7990	5800.0	117	41859	No
127	GOM_NL__2PRFIN20100303_094155_000000362087_00222_41859_7570.N1	03-MAR-2010 09:41:55	Bright	35.500	144	18Del Cyg	2.8600	11000.	71	41859	No
128	GOM_NL__2PRFIN20100303_094404_000000452087_00222_41859_7571.N1	03-MAR-2010 09:44:04	Bright	45.000	5	3Alp Lyr	0.033000	11000.	90	41859	No
129	GOM_NL__2PRFIN20100303_095150_000000412087_00222_41859_7572.N1	03-MAR-2010 09:51:50	Bright	41.000	168	17Zet Aql	2.9860	11000.	82	41859	No
130	GOM_NL__2PRFIN20100303_100142_000000412087_00222_41859_7573.N1	03-MAR-2010 10:01:42	Dark	41.000	155	41Pi Sgr	2.9000	6600.0	82	41859	No
131	GOM_NL__2PRFIN20100303_100333_000000442087_00222_41859_7574.N1	03-MAR-2010 10:03:33	Dark	43.500	57	34Sig Sgr	2.0660	26000.	87	41859	No
132	GOM_NL__2PRFIN20100303_100642_000000432087_00222_41859_7575.N1	03-MAR-2010 10:06:42	Dark	42.500	38	20Eps Sgr	1.8360	11000.	85	41859	No
133	GOM_NL__2PRFIN20100303_100940_000000462087_00222_41859_7576.N1	03-MAR-2010 10:09:40	Dark	46.000	25	35Lam Sco	1.6200	28000.	92	41859	No
134	GOM_NL__2PRFIN20100303_101752_000000522087_00223_41860_7563.N1	03-MAR-2010 10:17:52	Dark	52.000	131	Gam Lup	2.8000	26000.	104	41860	No
135	GOM_NL__2PRFIN20100303_101949_000000452087_00223_41860_7564.N1	03-MAR-2010 10:19:49	Dark	44.500	4	Alp1Cen	-0.010000	5800.0	89	41860	No
136	GOM_NL__2PRFIN20100303_102108_000000522087_00223_41860_7565.N1	03-MAR-2010 10:21:08	Dark	51.500	10	Bet Cen	0.61000	28000.	103	41860	No
137	GOM_NL__2PRFIN20100303_102259_000000442087_00223_41860_7566.N1	03-MAR-2010 10:22:59	Dark	43.500	77	Eps Cen	2.3030	28000.	87	41860	No
138	GOM_NL__2PRFIN20100303_102442_000000552087_00223_41860_7567.N1	03-MAR-2010 10:24:42	Dark	55.000	26	Gam Cru	1.6240	2900.0	110	41860	No
139	GOM_NL__2PRFIN20100303_102610_000000492087_00223_41860_7568.N1	03-MAR-2010 10:26:10	Dark	49.000	64	Gam Cen	2.2000	10600.	98	41860	No
140	GOM_NL__2PRFIN20100303_102746_000000372087_00223_41860_7569.N1	03-MAR-2010 10:27:46	Straylight	36.500	123	Iot Cen	2.7500	10200.	73	41860	No
141	GOM_NL__2PRFIN20100303_104736_000000442087_00223_41860_7570.N1	03-MAR-2010 10:47:36	Bright	44.000	22	32Alp Leo	1.3600	15200.	88	41860	No
142	GOM_NL__2PRFIN20100303_105010_000000442087_00223_41860_7571.N1	03-MAR-2010 10:50:10	Bright	43.500	51	41Gam1Leo	2.0100	4500.0	87	41860	No
143	GOM_NL__2PRFIN20100303_105855_000000432087_00223_41860_7572.N1	03-MAR-2010 10:58:55	Bright	42.500	174	52Psi UMa	3.0040	4400.0	85	41860	No
144	GOM_NL__2PRFIN20100303_110145_000000412087_00223_41860_7573.N1	03-MAR-2010 11:01:45	Bright	41.000	82	48Bet UMa	2.3650	10600.	82	41860	No
145	GOM_NL__2PRFIN20100303_110307_000000412087_00223_41860_7574.N1	03-MAR-2010 11:03:07	Bright	40.500	36	50Alp UMa	1.8000	6300.0	81	41860	No
146	GOM_NL__2PRFIN20100303_111019_000000452087_00223_41860_7575.N1	03-MAR-2010 11:10:19	Bright	45.000	60	7Bet UMi	2.0810	3950.0	90	41860	No
147	GOM_NL__2PRFIN20100303_111457_000000442087_00223_41860_7576.N1	03-MAR-2010 11:14:57	Bright	44.000	119	14Eta Dra	2.7270	4700.0	88	41860	No
148	GOM_NL__2PRFIN20100303_111926_000000502087_00223_41860_7577.N1	03-MAR-2010 11:19:26	Bright	50.000	130	23Bet Dra	2.7990	5800.0	100	41860	No
149	GOM_NL__2PRFIN20100303_112232_000000542087_00223_41860_7578.N1	03-MAR-2010 11:22:32	Bright	54.000	144	18Del Cyg	2.8600	11000.	108	41860	No
150	GOM_NL__2PRFIN20100303_112440_000000472087_00223_41860_7579.N1	03-MAR-2010 11:24:40	Bright	46.500	5	3Alp Lyr	0.033000	11000.	93	41860	No
151	GOM_NL__2PRFIN20100303_113226_000000412087_00223_41860_7580.N1	03-MAR-2010 11:32:26	Bright	40.500	168	17Zet Aql	2.9860	11000.	81	41860	No
152	GOM_NL__2PRFIN20100303_114218_000000452087_00223_41860_7581.N1	03-MAR-2010 11:42:18	Dark	44.500	155	41Pi Sgr	2.9000	6600.0	89	41860	No
153	GOM_NL__2PRFIN20100303_114409_000000452087_00223_41860_7582.N1	03-MAR-2010 11:44:09	Dark	44.500	57	34Sig Sgr	2.0660	26000.	89	41860	No
154	GOM_NL__2PRFIN20100303_114719_000000472087_00223_41860_7583.N1	03-MAR-2010 11:47:19	Dark	46.500	38	20Eps Sgr	1.8360	11000.	93	41860	No
155	GOM_NL__2PRFIN20100303_115017_000000512087_00223_41860_7584.N1	03-MAR-2010 11:50:17	Dark	50.500	25	35Lam Sco	1.6200	28000.	101	41860	No
156	GOM_NL__2PRFIN20100303_115829_000000482087_00224_41861_7571.N1	03-MAR-2010 11:58:29	Dark	48.000	131	Gam Lup	2.8000	26000.	96	41861	No
157	GOM_NL__2PRFIN20100303_120026_000000452087_00224_41861_7572.N1	03-MAR-2010 12:00:26	Dark	44.500	4	Alp1Cen	-0.010000	5800.0	89	41861	No
158	GOM_NL__2PRFIN20100303_120145_000000502087_00224_41861_7573.N1	03-MAR-2010 12:01:45	Dark	49.500	10	Bet Cen	0.61000	28000.	99	41861	No
159	GOM_NL__2PRFIN20100303_120336_000000422087_00224_41861_7574.N1	03-MAR-2010 12:03:36	Dark	42.000	77	Eps Cen	2.3030	28000.	84	41861	No
160	GOM_NL__2PRFIN20100303_120518_000000542087_00224_41861_7575.N1	03-MAR-2010 12:05:18	Dark	53.500	26	Gam Cru	1.6240	2900.0	107	41861	No

161	GOM_NL__2PRFIN20100303_120646_000000432087_00224_41861_7576.N1	03-MAR-2010 12:06:46	Dark	43.000	64	Gam Cen	2.2000	10600.	86	41861	No
162	GOM_NL__2PRFIN20100303_120823_000000372087_00224_41861_7577.N1	03-MAR-2010 12:08:23	Straylight	36.500	123	lot Cen	2.7500	10200.	73	41861	No
163	GOM_NL__2PRFIN20100303_122812_000000422087_00224_41861_7578.N1	03-MAR-2010 12:28:12	Bright	41.500	22	32Alp Leo	1.3600	15200.	83	41861	No
164	GOM_NL__2PRFIN20100303_123046_000000442087_00224_41861_7579.N1	03-MAR-2010 12:30:46	Bright	43.500	51	41Gam1Leo	2.0100	4500.0	87	41861	No
165	GOM_NL__2PRFIN20100303_123931_000000452087_00224_41861_7580.N1	03-MAR-2010 12:39:31	Bright	44.500	174	52Psi UMa	3.0040	4400.0	89	41861	No
166	GOM_NL__2PRFIN20100303_124221_000000422087_00224_41861_7581.N1	03-MAR-2010 12:42:21	Bright	41.500	82	48Bet UMa	2.3650	10600.	83	41861	No
167	GOM_NL__2PRFIN20100303_124343_000000582087_00224_41861_7582.N1	03-MAR-2010 12:43:43	Bright	58.000	36	50Alp UMa	1.8000	6300.0	116	41861	No
168	GOM_NL__2PRFIN20100303_125054_000000432087_00224_41861_7583.N1	03-MAR-2010 12:50:54	Bright	43.000	60	7Bet UMi	2.0810	3950.0	86	41861	No
169	GOM_NL__2PRFIN20100303_125533_000000452087_00224_41861_7584.N1	03-MAR-2010 12:55:33	Bright	45.000	119	14Eta Dra	2.7270	4700.0	90	41861	No
170	GOM_NL__2PRFIN20100303_130002_000000462087_00224_41861_7585.N1	03-MAR-2010 13:00:02	Bright	46.000	130	23Bet Dra	2.7990	5800.0	92	41861	No
171	GOM_NL__2PRFIN20100303_130307_000000362087_00224_41861_7586.N1	03-MAR-2010 13:03:07	Bright	36.000	144	18Del Cyg	2.8600	11000.	72	41861	No
172	GOM_NL__2PRFIN20100303_130516_000000462087_00224_41861_7587.N1	03-MAR-2010 13:05:16	Bright	46.000	5	3Alp Lyr	0.033000	11000.	92	41861	No
173	GOM_NL__2PRFIN20100303_131302_000000412087_00224_41861_7588.N1	03-MAR-2010 13:13:02	Bright	41.000	168	17Zet Aql	2.9860	11000.	82	41861	No
174	GOM_NL__2PRFIN20100303_132255_000000432087_00224_41861_7589.N1	03-MAR-2010 13:22:55	Dark	43.000	155	41Pi Sgr	2.9000	6600.0	86	41861	No
175	GOM_NL__2PRFIN20100303_132445_000000432087_00224_41861_7590.N1	03-MAR-2010 13:24:45	Dark	43.000	57	34Sig Sgr	2.0660	26000.	86	41861	No
176	GOM_NL__2PRFIN20100303_132755_000000522087_00224_41861_7591.N1	03-MAR-2010 13:27:55	Dark	51.500	38	20Eps Sgr	1.8360	11000.	103	41861	No
177	GOM_NL__2PRFIN20100303_133053_000000442087_00224_41861_7592.N1	03-MAR-2010 13:30:53	Dark	44.000	25	35Lam Sco	1.6200	28000.	88	41861	No
178	GOM_NL__2PRFIN20100303_133906_000000522087_00225_41862_7579.N1	03-MAR-2010 13:39:06	Dark	51.500	131	Gam Lup	2.8000	26000.	103	41862	No
179	GOM_NL__2PRFIN20100303_134102_000000452087_00225_41862_7580.N1	03-MAR-2010 13:41:02	Dark	45.000	4	Alp1Cen	-0.010000	5800.0	90	41862	No
180	GOM_NL__2PRFIN20100303_134221_000000502087_00225_41862_7581.N1	03-MAR-2010 13:42:21	Dark	50.000	10	Bet Cen	0.61000	28000.	100	41862	No
181	GOM_NL__2PRFIN20100303_134412_000000462087_00225_41862_7582.N1	03-MAR-2010 13:44:12	Dark	46.000	77	Eps Cen	2.3030	28000.	92	41862	No
182	GOM_NL__2PRFIN20100303_134554_000000482087_00225_41862_7583.N1	03-MAR-2010 13:45:54	Dark	47.500	26	Gam Cru	1.6240	2900.0	95	41862	No
183	GOM_NL__2PRFIN20100303_134723_000000482087_00225_41862_7584.N1	03-MAR-2010 13:47:23	Dark	48.000	64	Gam Cen	2.2000	10600.	96	41862	No
184	GOM_NL__2PRFIN20100303_134900_000000392087_00225_41862_7585.N1	03-MAR-2010 13:49:00	Straylight	38.500	123	lot Cen	2.7500	10200.	77	41862	No
185	GOM_NL__2PRFIN20100303_140848_000000432087_00225_41862_7586.N1	03-MAR-2010 14:08:48	Bright	43.000	22	32Alp Leo	1.3600	15200.	86	41862	No
186	GOM_NL__2PRFIN20100303_141121_000000422087_00225_41862_7587.N1	03-MAR-2010 14:11:21	Bright	42.000	51	41Gam1Leo	2.0100	4500.0	84	41862	No
187	GOM_NL__2PRFIN20100303_142006_000000612087_00225_41862_7588.N1	03-MAR-2010 14:20:06	Bright	61.000	174	52Psi UMa	3.0040	4400.0	122	41862	No
188	GOM_NL__2PRFIN20100303_142256_000000412087_00225_41862_7589.N1	03-MAR-2010 14:22:56	Bright	41.000	82	48Bet UMa	2.3650	10600.	82	41862	No
189	GOM_NL__2PRFIN20100303_142418_000000382087_00225_41862_7590.N1	03-MAR-2010 14:24:18	Bright	37.500	36	50Alp UMa	1.8000	6300.0	75	41862	No
190	GOM_NL__2PRFIN20100303_143130_000000422087_00225_41862_7591.N1	03-MAR-2010 14:31:30	Bright	42.000	60	7Bet UMi	2.0810	3950.0	84	41862	No
191	GOM_NL__2PRFIN20100303_143608_000000482087_00225_41862_7592.N1	03-MAR-2010 14:36:08	Bright	47.500	119	14Eta Dra	2.7270	4700.0	95	41862	No
192	GOM_NL__2PRFIN20100303_144038_000000442087_00225_41862_7593.N1	03-MAR-2010 14:40:38	Bright	43.500	130	23Bet Dra	2.7990	5800.0	87	41862	No
193	GOM_NL__2PRFIN20100303_144343_000000362087_00225_41862_7594.N1	03-MAR-2010 14:43:43	Bright	36.000	144	18Del Cyg	2.8600	11000.	72	41862	No
194	GOM_NL__2PRFIN20100303_144552_000000482087_00225_41862_7595.N1	03-MAR-2010 14:45:52	Bright	48.000	5	3Alp Lyr	0.033000	11000.	96	41862	No
195	GOM_NL__2PRFIN20100303_145338_000000402087_00225_41862_7596.N1	03-MAR-2010 14:53:38	Bright	39.500	168	17Zet Aql	2.9860	11000.	79	41862	No
196	GOM_NL__2PRFIN20100303_150331_000000422087_00225_41862_7597.N1	03-MAR-2010 15:03:31	Dark	42.000	155	41Pi Sgr	2.9000	6600.0	84	41862	No
197	GOM_NL__2PRFIN20100303_150522_000000452087_00225_41862_7598.N1	03-MAR-2010 15:05:22	Dark	45.000	57	34Sig Sgr	2.0660	26000.	90	41862	No
198	GOM_NL__2PRFIN20100303_150832_000000432087_00225_41862_7599.N1	03-MAR-2010 15:08:32	Dark	43.000	38	20Eps Sgr	1.8360	11000.	86	41862	No
199	GOM_NL__2PRFIN20100303_151130_000000452087_00225_41862_7600.N1	03-MAR-2010 15:11:30	Dark	45.000	25	35Lam Sco	1.6200	28000.	90	41862	No
200	GOM_NL__2PRFIN20100303_151943_000000492087_00226_41863_7587.N1	03-MAR-2010 15:19:43	Dark	48.500	131	Gam Lup	2.8000	26000.	97	41863	No
201	GOM_NL__2PRFIN20100303_152139_000000442087_00226_41863_7588.N1	03-MAR-2010 15:21:39	Dark	43.500	4	Alp1Cen	-0.010000	5800.0	87	41863	No
202	GOM_NL__2PRFIN20100303_152258_000000452087_00226_41863_7589.N1	03-MAR-2010 15:22:58	Dark	44.500	10	Bet Cen	0.61000	28000.	89	41863	No
203	GOM_NL__2PRFIN20100303_152449_000000442087_00226_41863_7590.N1	03-MAR-2010 15:24:49	Dark	43.500	77	Eps Cen	2.3030	28000.	87	41863	No
204	GOM_NL__2PRFIN20100303_152631_000000502087_00226_41863_7591.N1	03-MAR-2010 15:26:31	Dark	50.000	26	Gam Cru	1.6240	2900.0	100	41863	No
205	GOM_NL__2PRFIN20100303_152759_000000422087_00226_41863_7592.N1	03-MAR-2010 15:27:59	Dark	42.000	64	Gam Cen	2.2000	10600.	84	41863	No
206	GOM_NL__2PRFIN20100303_152937_000000392087_00226_41863_7593.N1	03-MAR-2010 15:29:37	Straylight	38.500	123	lot Cen	2.7500	10200.	77	41863	No
207	GOM_NL__2PRFIN20100303_154924_000000412087_00226_41863_7594.N1	03-MAR-2010 15:49:24	Bright	40.500	22	32Alp Leo	1.3600	15200.	81	41863	No
208	GOM_NL__2PRFIN20100303_155157_000000432087_00226_41863_7595.N1	03-MAR-2010 15:51:57	Bright	43.000	51	41Gam1Leo	2.0100	4500.0	86	41863	No
209	GOM_NL__2PRFIN20100303_160041_000000442087_00226_41863_7596.N1	03-MAR-2010 16:00:41	Bright	44.000	174	52Psi UMa	3.0040	4400.0	88	41863	No
210	GOM_NL__2PRFIN20100303_160332_000000412087_00226_41863_7597.N1	03-MAR-2010 16:03:32	Bright	41.000	82	48Bet UMa	2.3650	10600.	82	41863	No
211	GOM_NL__2PRFIN20100303_160454_000000402087_00226_41863_7598.N1	03-MAR-2010 16:04:54	Bright	40.000	36	50Alp UMa	1.8000	6300.0	80	41863	No
212	GOM_NL__2PRFIN20100303_161206_000000432087_00226_41863_7599.N1	03-MAR-2010 16:12:06	Bright	42.500	60	7Bet UMi	2.0810	3950.0	85	41863	No
213	GOM_NL__2PRFIN20100303_161644_000000492087_00226_41863_7600.N1	03-MAR-2010 16:16:44	Bright	49.000	119	14Eta Dra	2.7270	4700.0	98	41863	No
214	GOM_NL__2PRFIN20100303_162114_000000482087_00226_41863_7601.N1	03-MAR-2010 16:21:14	Bright	48.000	130	23Bet Dra	2.7990	5800.0	96	41863	No
215	GOM_NL__2PRFIN20100303_162420_000000542087_00226_41863_7602.N1	03-MAR-2010 16:24:20	Bright	54.000	144	18Del Cyg	2.8600	11000.	108	41863	No
216	GOM_NL__2PRFIN20100303_162628_000000422087_00226_41863_7603.N1	03-MAR-2010 16:26:28	Bright	41.500	5	3Alp Lyr	0.033000	11000.	83	41863	No
217	GOM_NL__2PRFIN20100303_163415_000000422087_00226_41863_7604.N1	03-MAR-2010 16:34:15	Bright	42.000	168	17Zet Aql	2.9860	11000.	84	41863	No
218	GOM_NL__2PRFIN20100303_164408_000000432087_00226_41863_7605.N1	03-MAR-2010 16:44:08	Dark	43.000	155	41Pi Sgr	2.9000	6600.0	86	41863	No
219	GOM_NL__2PRFIN20100303_164559_000000432087_00226_41863_7606.N1	03-MAR-2010 16:45:59	Dark	43.000	57	34Sig Sgr	2.0660	26000.	86	41863	No

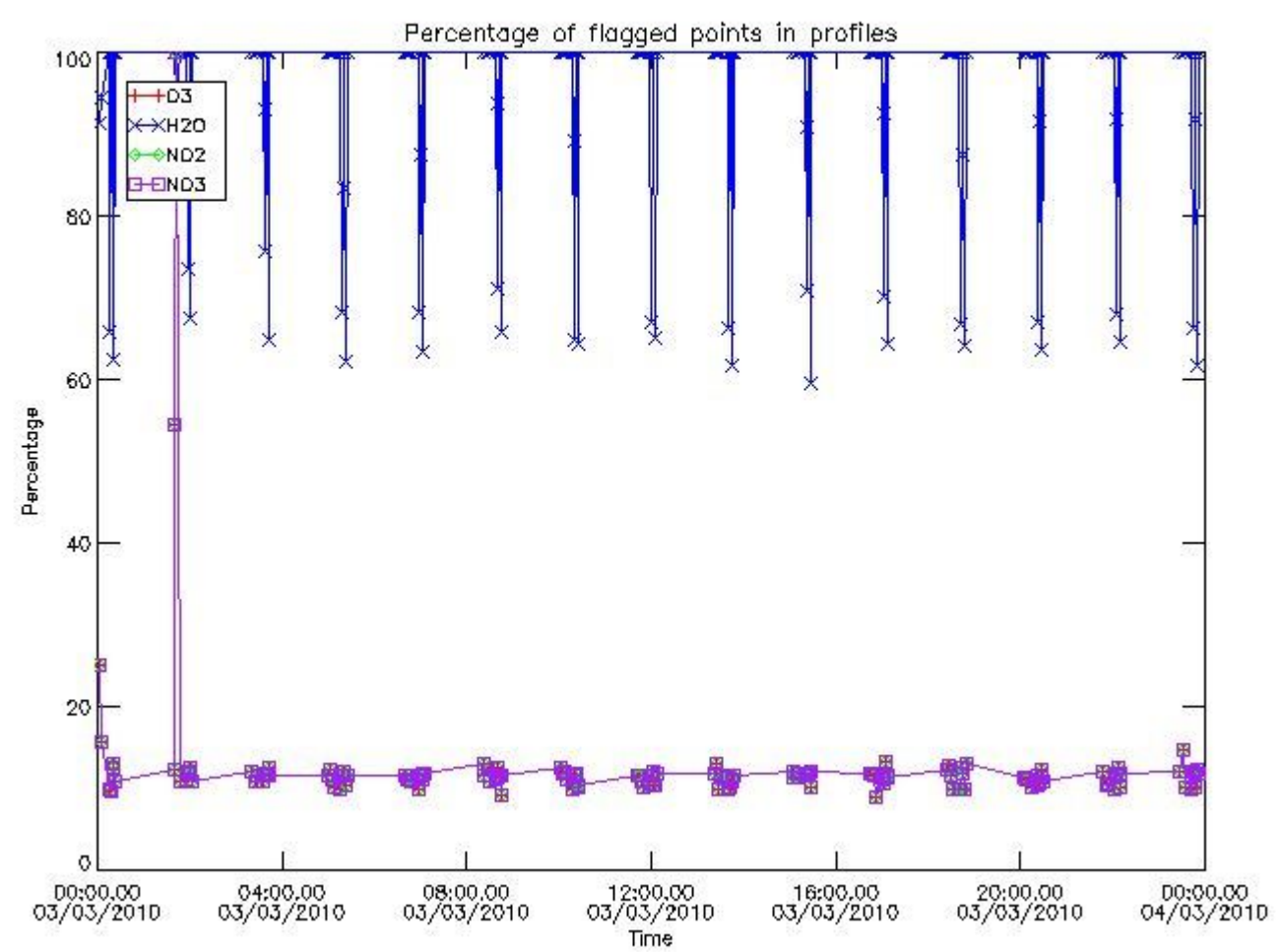
220	GOM_NL__2PRFIN20100303_164909_000000452087_00226_41863_7607.N1	03-MAR-2010 16:49:09	Dark	44.500	38	20Eps Sgr	1.8360	11000.	89	41863	No
221	GOM_NL__2PRFIN20100303_165207_000000572087_00226_41863_7608.N1	03-MAR-2010 16:52:07	Dark	56.500	25	35Lam Sco	1.6200	28000.	113	41863	No
222	GOM_NL__2PRFIN20100303_170020_000000502087_00227_41864_7595.N1	03-MAR-2010 17:00:20	Dark	49.500	131	Gam Lup	2.8000	26000.	99	41864	No
223	GOM_NL__2PRFIN20100303_170215_000000462087_00227_41864_7596.N1	03-MAR-2010 17:02:15	Dark	45.500	4	Alp1Cen	-0.010000	5800.0	91	41864	No
224	GOM_NL__2PRFIN20100303_170334_000000482087_00227_41864_7597.N1	03-MAR-2010 17:03:34	Dark	48.000	10	Bet Cen	0.61000	28000.	96	41864	No
225	GOM_NL__2PRFIN20100303_170525_000000432087_00227_41864_7598.N1	03-MAR-2010 17:05:25	Dark	42.500	77	Eps Cen	2.3030	28000.	85	41864	No
226	GOM_NL__2PRFIN20100303_170707_000000442087_00227_41864_7599.N1	03-MAR-2010 17:07:07	Dark	44.000	26	Gam Cru	1.6240	2900.0	88	41864	No
227	GOM_NL__2PRFIN20100303_170836_000000452087_00227_41864_7600.N1	03-MAR-2010 17:08:36	Dark	45.000	64	Gam Cen	2.2000	10600.	90	41864	No
228	GOM_NL__2PRFIN20100303_171013_000000412087_00227_41864_7601.N1	03-MAR-2010 17:10:13	Straylight	40.500	123	lot Cen	2.7500	10200.	81	41864	No
229	GOM_NL__2PRFIN20100303_173000_000000442087_00227_41864_7602.N1	03-MAR-2010 17:30:00	Bright	44.000	22	32Alp Leo	1.3600	15200.	88	41864	No
230	GOM_NL__2PRFIN20100303_173233_000000432087_00227_41864_7603.N1	03-MAR-2010 17:32:33	Bright	42.500	51	41Gam1Leo	2.0100	4500.0	85	41864	No
231	GOM_NL__2PRFIN20100303_174117_000000642087_00227_41864_7604.N1	03-MAR-2010 17:41:17	Bright	64.000	174	52Psi UMa	3.0040	4400.0	128	41864	No
232	GOM_NL__2PRFIN20100303_174407_000000422087_00227_41864_7605.N1	03-MAR-2010 17:44:07	Bright	41.500	82	48Bet UMa	2.3650	10600.	83	41864	No
233	GOM_NL__2PRFIN20100303_174529_000000392087_00227_41864_7606.N1	03-MAR-2010 17:45:29	Bright	39.000	36	50Alp UMa	1.8000	6300.0	78	41864	No
234	GOM_NL__2PRFIN20100303_175241_000000412087_00227_41864_7607.N1	03-MAR-2010 17:52:41	Bright	40.500	60	7Bet UMi	2.0810	3950.0	81	41864	No
235	GOM_NL__2PRFIN20100303_175719_000000482087_00227_41864_7608.N1	03-MAR-2010 17:57:19	Bright	47.500	119	14Eta Dra	2.7270	4700.0	95	41864	No
236	GOM_NL__2PRFIN20100303_180149_000000482087_00227_41864_7609.N1	03-MAR-2010 18:01:49	Bright	47.500	130	23Bet Dra	2.7990	5800.0	95	41864	No
237	GOM_NL__2PRFIN20100303_180456_000000362087_00227_41864_7610.N1	03-MAR-2010 18:04:56	Bright	35.500	144	18Del Cyg	2.8600	11000.	71	41864	No
238	GOM_NL__2PRFIN20100303_180704_000000412087_00227_41864_7611.N1	03-MAR-2010 18:07:04	Bright	40.500	5	3Alp Lyr	0.033000	11000.	81	41864	No
239	GOM_NL__2PRFIN20100303_181451_000000412087_00227_41864_7612.N1	03-MAR-2010 18:14:51	Bright	41.000	168	17Zet Aql	2.9860	11000.	82	41864	No
240	GOM_NL__2PRFIN20100303_182444_000000422087_00227_41864_7613.N1	03-MAR-2010 18:24:44	Dark	41.500	155	41Pi Sgr	2.9000	6600.0	83	41864	No
241	GOM_NL__2PRFIN20100303_182635_000000402087_00227_41864_7614.N1	03-MAR-2010 18:26:35	Dark	40.000	57	34Sig Sgr	2.0660	26000.	80	41864	No
242	GOM_NL__2PRFIN20100303_182945_000000452087_00227_41864_7615.N1	03-MAR-2010 18:29:45	Dark	44.500	38	20Eps Sgr	1.8360	11000.	89	41864	No
243	GOM_NL__2PRFIN20100303_183244_000000512087_00227_41864_7616.N1	03-MAR-2010 18:32:44	Dark	51.000	25	35Lam Sco	1.6200	28000.	102	41864	No
244	GOM_NL__2PRFIN20100303_184057_000000512087_00228_41865_7603.N1	03-MAR-2010 18:40:57	Dark	51.000	131	Gam Lup	2.8000	26000.	102	41865	No
245	GOM_NL__2PRFIN20100303_184252_000000522087_00228_41865_7604.N1	03-MAR-2010 18:42:52	Dark	51.500	4	Alp1Cen	-0.010000	5800.0	103	41865	No
246	GOM_NL__2PRFIN20100303_184411_000000452087_00228_41865_7605.N1	03-MAR-2010 18:44:11	Dark	44.500	10	Bet Cen	0.61000	28000.	89	41865	No
247	GOM_NL__2PRFIN20100303_184602_000000442087_00228_41865_7606.N1	03-MAR-2010 18:46:02	Dark	43.500	77	Eps Cen	2.3030	28000.	87	41865	No
248	GOM_NL__2PRFIN20100303_184744_000000522087_00228_41865_7607.N1	03-MAR-2010 18:47:44	Dark	52.000	26	Gam Cru	1.6240	2900.0	104	41865	No
249	GOM_NL__2PRFIN20100303_184912_000000432087_00228_41865_7608.N1	03-MAR-2010 18:49:12	Dark	43.000	64	Gam Cen	2.2000	10600.	86	41865	No
250	GOM_NL__2PRFIN20100303_185050_000000412087_00228_41865_7609.N1	03-MAR-2010 18:50:50	Straylight	40.500	123	lot Cen	2.7500	10200.	81	41865	No
251	GOM_NL__2PRFIN20100303_191036_000000442087_00228_41865_7610.N1	03-MAR-2010 19:10:36	Bright	44.000	22	32Alp Leo	1.3600	15200.	88	41865	No
252	GOM_NL__2PRFIN20100303_191308_000000452087_00228_41865_7611.N1	03-MAR-2010 19:13:08	Bright	45.000	51	41Gam1Leo	2.0100	4500.0	90	41865	No
253	GOM_NL__2PRFIN20100303_192152_000000432087_00228_41865_7612.N1	03-MAR-2010 19:21:52	Bright	43.000	174	52Psi UMa	3.0040	4400.0	86	41865	No
254	GOM_NL__2PRFIN20100303_192443_000000602087_00228_41865_7613.N1	03-MAR-2010 19:24:43	Bright	60.000	82	48Bet UMa	2.3650	10600.	120	41865	No
255	GOM_NL__2PRFIN20100303_192605_000000422087_00228_41865_7614.N1	03-MAR-2010 19:26:05	Bright	42.000	36	50Alp UMa	1.8000	6300.0	84	41865	No
256	GOM_NL__2PRFIN20100303_193317_000000402087_00228_41865_7615.N1	03-MAR-2010 19:33:17	Bright	40.000	60	7Bet UMi	2.0810	3950.0	80	41865	No
257	GOM_NL__2PRFIN20100303_193755_000000492087_00228_41865_7616.N1	03-MAR-2010 19:37:55	Bright	49.000	119	14Eta Dra	2.7270	4700.0	98	41865	No
258	GOM_NL__2PRFIN20100303_194225_000000442087_00228_41865_7617.N1	03-MAR-2010 19:42:25	Bright	43.500	130	23Bet Dra	2.7990	5800.0	87	41865	No
259	GOM_NL__2PRFIN20100303_194531_000000352087_00228_41865_7618.N1	03-MAR-2010 19:45:31	Bright	34.500	144	18Del Cyg	2.8600	11000.	69	41865	No
260	GOM_NL__2PRFIN20100303_194740_000000482087_00228_41865_7619.N1	03-MAR-2010 19:47:40	Bright	47.500	5	3Alp Lyr	0.033000	11000.	95	41865	No
261	GOM_NL__2PRFIN20100303_195528_000000412087_00228_41865_7620.N1	03-MAR-2010 19:55:28	Bright	40.500	168	17Zet Aql	2.9860	11000.	81	41865	No
262	GOM_NL__2PRFIN20100303_200520_000000452087_00228_41865_7621.N1	03-MAR-2010 20:05:20	Dark	45.000	155	41Pi Sgr	2.9000	6600.0	90	41865	No
263	GOM_NL__2PRFIN20100303_200712_000000462087_00228_41865_7622.N1	03-MAR-2010 20:07:12	Dark	46.000	57	34Sig Sgr	2.0660	26000.	92	41865	No
264	GOM_NL__2PRFIN20100303_201022_000000462087_00228_41865_7623.N1	03-MAR-2010 20:10:22	Dark	46.000	38	20Eps Sgr	1.8360	11000.	92	41865	No
265	GOM_NL__2PRFIN20100303_201321_000000512087_00228_41865_7624.N1	03-MAR-2010 20:13:21	Dark	50.500	25	35Lam Sco	1.6200	28000.	101	41865	No
266	GOM_NL__2PRFIN20100303_202135_000000502087_00229_41866_7611.N1	03-MAR-2010 20:21:35	Dark	49.500	131	Gam Lup	2.8000	26000.	99	41866	No
267	GOM_NL__2PRFIN20100303_202329_000000452087_00229_41866_7612.N1	03-MAR-2010 20:23:29	Dark	44.500	4	Alp1Cen	-0.010000	5800.0	89	41866	No
268	GOM_NL__2PRFIN20100303_202447_000000492087_00229_41866_7613.N1	03-MAR-2010 20:24:47	Dark	48.500	10	Bet Cen	0.61000	28000.	97	41866	No
269	GOM_NL__2PRFIN20100303_202638_000000422087_00229_41866_7614.N1	03-MAR-2010 20:26:38	Dark	41.500	77	Eps Cen	2.3030	28000.	83	41866	No
270	GOM_NL__2PRFIN20100303_202820_000000542087_00229_41866_7615.N1	03-MAR-2010 20:28:20	Dark	54.000	26	Gam Cru	1.6240	2900.0	108	41866	No
271	GOM_NL__2PRFIN20100303_202949_000000482087_00229_41866_7616.N1	03-MAR-2010 20:29:49	Dark	47.500	64	Gam Cen	2.2000	10600.	95	41866	No
272	GOM_NL__2PRFIN20100303_203127_000000442087_00229_41866_7617.N1	03-MAR-2010 20:31:27	Straylight	43.500	123	lot Cen	2.7500	10200.	87	41866	No
273	GOM_NL__2PRFIN20100303_205112_000000432087_00229_41866_7618.N1	03-MAR-2010 20:51:12	Bright	43.000	22	32Alp Leo	1.3600	15200.	86	41866	No
274	GOM_NL__2PRFIN20100303_205344_000000442087_00229_41866_7619.N1	03-MAR-2010 20:53:44	Bright	43.500	51	41Gam1Leo	2.0100	4500.0	87	41866	No
275	GOM_NL__2PRFIN20100303_210227_000000452087_00229_41866_7620.N1	03-MAR-2010 21:02:27	Bright	44.500	174	52Psi UMa	3.0040	4400.0	89	41866	No
276	GOM_NL__2PRFIN20100303_210518_000000412087_00229_41866_7621.N1	03-MAR-2010 21:05:18	Bright	41.000	82	48Bet UMa	2.3650	10600.	82	41866	No
277	GOM_NL__2PRFIN20100303_210640_000000412087_00229_41866_7622.N1	03-MAR-2010 21:06:40	Bright	41.000	36	50Alp UMa	1.8000	6300.0	82	41866	No
278	GOM_NL__2PRFIN20100303_211353_000000402087_00229_41866_7623.N1	03-MAR-2010 21:13:53	Bright	40.000	60	7Bet UMi	2.0810	3950.0	80	41866	No

279	GOM_NL__2PRFIN20100303_211830_000000482087_00229_41866_7624.N1	03-MAR-2010 21:18:30	Bright	48.000	119	14Eta Dra	2.7270	4700.0	96	41866	No
280	GOM_NL__2PRFIN20100303_212301_000000482087_00229_41866_7625.N1	03-MAR-2010 21:23:01	Bright	48.000	130	23Bet Dra	2.7990	5800.0	96	41866	No
281	GOM_NL__2PRFIN20100303_212608_000000362087_00229_41866_7626.N1	03-MAR-2010 21:26:08	Bright	35.500	144	18Del Cyg	2.8600	11000.	71	41866	No
282	GOM_NL__2PRFIN20100303_212816_000000432087_00229_41866_7627.N1	03-MAR-2010 21:28:16	Bright	42.500	5	3Alp Lyr	0.033000	11000.	85	41866	No
283	GOM_NL__2PRFIN20100303_213604_000000412087_00229_41866_7628.N1	03-MAR-2010 21:36:04	Bright	40.500	168	17Zet Aql	2.9860	11000.	81	41866	No
284	GOM_NL__2PRFIN20100303_214557_000000422087_00229_41866_7629.N1	03-MAR-2010 21:45:57	Dark	42.000	155	41Pi Sgr	2.9000	6600.0	84	41866	No
285	GOM_NL__2PRFIN20100303_214748_000000422087_00229_41866_7630.N1	03-MAR-2010 21:47:48	Dark	42.000	57	34Sig Sgr	2.0660	26000.	84	41866	No
286	GOM_NL__2PRFIN20100303_215058_000000502087_00229_41866_7631.N1	03-MAR-2010 21:50:58	Dark	49.500	38	20Eps Sgr	1.8360	11000.	99	41866	No
287	GOM_NL__2PRFIN20100303_215357_000000482087_00229_41866_7632.N1	03-MAR-2010 21:53:57	Dark	48.000	25	35Lam Sco	1.6200	28000.	96	41866	No
288	GOM_NL__2PRFIN20100303_220212_000000512087_00230_41867_7668.N1	03-MAR-2010 22:02:12	Dark	51.000	131	Gam Lup	2.8000	26000.	102	41867	No
289	GOM_NL__2PRFIN20100303_220405_000000442087_00230_41867_7669.N1	03-MAR-2010 22:04:05	Dark	44.000	4	Alp1Cen	-0.010000	5800.0	88	41867	No
290	GOM_NL__2PRFIN20100303_220524_000000442087_00230_41867_7670.N1	03-MAR-2010 22:05:24	Dark	43.500	10	Bet Cen	0.61000	28000.	87	41867	No
291	GOM_NL__2PRFIN20100303_220715_000000412087_00230_41867_7671.N1	03-MAR-2010 22:07:15	Dark	41.000	77	Eps Cen	2.3030	28000.	82	41867	No
292	GOM_NL__2PRFIN20100303_220857_000000562087_00230_41867_7672.N1	03-MAR-2010 22:08:57	Dark	55.500	26	Gam Cru	1.6240	2900.0	111	41867	No
293	GOM_NL__2PRFIN20100303_221025_000000472087_00230_41867_7673.N1	03-MAR-2010 22:10:25	Dark	47.000	64	Gam Cen	2.2000	10600.	94	41867	No
294	GOM_NL__2PRFIN20100303_221204_000000442087_00230_41867_7674.N1	03-MAR-2010 22:12:04	Straylight	44.000	123	lot Cen	2.7500	10200.	88	41867	No
295	GOM_NL__2PRFIN20100303_223147_000000442087_00230_41867_7675.N1	03-MAR-2010 22:31:47	Bright	44.000	22	32Alp Leo	1.3600	15200.	88	41867	No
296	GOM_NL__2PRFIN20100303_223420_000000442087_00230_41867_7676.N1	03-MAR-2010 22:34:20	Bright	43.500	51	41Gam1Leo	2.0100	4500.0	87	41867	No
297	GOM_NL__2PRFIN20100303_224302_000000452087_00230_41867_7677.N1	03-MAR-2010 22:43:02	Bright	44.500	174	52Psi UMa	3.0040	4400.0	89	41867	No
298	GOM_NL__2PRFIN20100303_224554_000000412087_00230_41867_7678.N1	03-MAR-2010 22:45:54	Bright	41.000	82	48Bet UMa	2.3650	10600.	82	41867	No
299	GOM_NL__2PRFIN20100303_224716_000000422087_00230_41867_7679.N1	03-MAR-2010 22:47:16	Bright	42.000	36	50Alp UMa	1.8000	6300.0	84	41867	No
300	GOM_NL__2PRFIN20100303_225428_000000382087_00230_41867_7680.N1	03-MAR-2010 22:54:28	Bright	37.500	60	7Bet UMi	2.0810	3950.0	75	41867	No
301	GOM_NL__2PRFIN20100303_225906_000000482087_00230_41867_7681.N1	03-MAR-2010 22:59:06	Bright	47.500	119	14Eta Dra	2.7270	4700.0	95	41867	No
302	GOM_NL__2PRFIN20100303_230336_000000512087_00230_41867_7682.N1	03-MAR-2010 23:03:36	Bright	50.500	130	23Bet Dra	2.7990	5800.0	101	41867	No
303	GOM_NL__2PRFIN20100303_230643_000000382087_00230_41867_7683.N1	03-MAR-2010 23:06:43	Bright	37.500	144	18Del Cyg	2.8600	11000.	75	41867	No
304	GOM_NL__2PRFIN20100303_230852_000000472087_00230_41867_7684.N1	03-MAR-2010 23:08:52	Bright	47.000	5	3Alp Lyr	0.033000	11000.	94	41867	No
305	GOM_NL__2PRFIN20100303_231640_000000412087_00230_41867_7685.N1	03-MAR-2010 23:16:40	Bright	41.000	168	17Zet Aql	2.9860	11000.	82	41867	No
306	GOM_NL__2PRFIN20100303_232633_000000422087_00230_41867_7686.N1	03-MAR-2010 23:26:33	Dark	42.000	155	41Pi Sgr	2.9000	6600.0	84	41867	No
307	GOM_NL__2PRFIN20100303_233135_000000422087_00230_41867_7687.N1	03-MAR-2010 23:31:35	Dark	41.500	38	20Eps Sgr	1.8360	11000.	83	41867	No
308	GOM_NL__2PRFIN20100303_233434_000000502087_00230_41867_7688.N1	03-MAR-2010 23:34:34	Dark	50.000	25	35Lam Sco	1.6200	28000.	100	41867	No
309	GOM_NL__2PRFIN20100303_234248_000000512087_00231_41868_7676.N1	03-MAR-2010 23:42:48	Dark	51.000	131	Gam Lup	2.8000	26000.	102	41868	No
310	GOM_NL__2PRFIN20100303_234442_000000472087_00231_41868_7677.N1	03-MAR-2010 23:44:42	Dark	46.500	4	Alp1Cen	-0.010000	5800.0	93	41868	No
311	GOM_NL__2PRFIN20100303_234600_000000502087_00231_41868_7678.N1	03-MAR-2010 23:46:00	Dark	50.000	10	Bet Cen	0.61000	28000.	100	41868	No
312	GOM_NL__2PRFIN20100303_234752_000000432087_00231_41868_7679.N1	03-MAR-2010 23:47:52	Dark	43.000	77	Eps Cen	2.3030	28000.	86	41868	No
313	GOM_NL__2PRFIN20100303_234933_000000462087_00231_41868_7680.N1	03-MAR-2010 23:49:33	Dark	46.000	26	Gam Cru	1.6240	2900.0	92	41868	No
314	GOM_NL__2PRFIN20100303_235102_000000442087_00231_41868_7681.N1	03-MAR-2010 23:51:02	Dark	43.500	64	Gam Cen	2.2000	10600.	87	41868	No
315	GOM_NL__2PRFIN20100303_235241_000000462087_00231_41868_7682.N1	03-MAR-2010 23:52:41	Straylight	46.000	123	lot Cen	2.7500	10200.	92	41868	No

3. Quality information per product

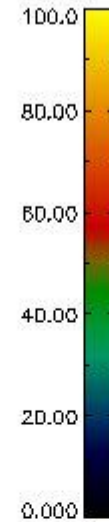
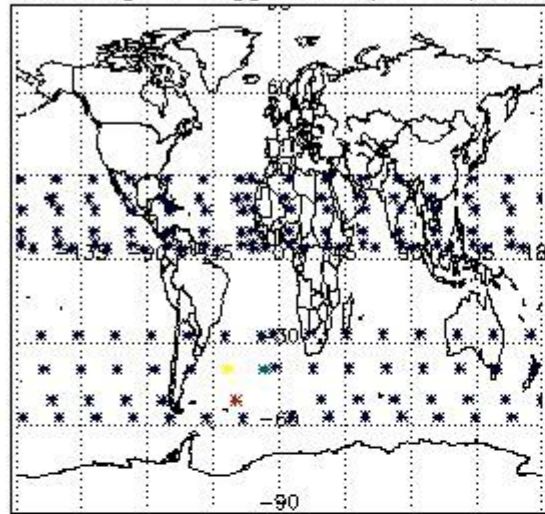
In this section it is plotted some information contained in the Quality Summary data set of the level 2 products. Only products in dark limb conditions and without errors (error flag in the MPH set to "0") are used.

3.1 Plot quality information per product (time dependant)

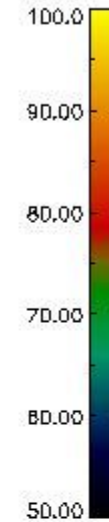
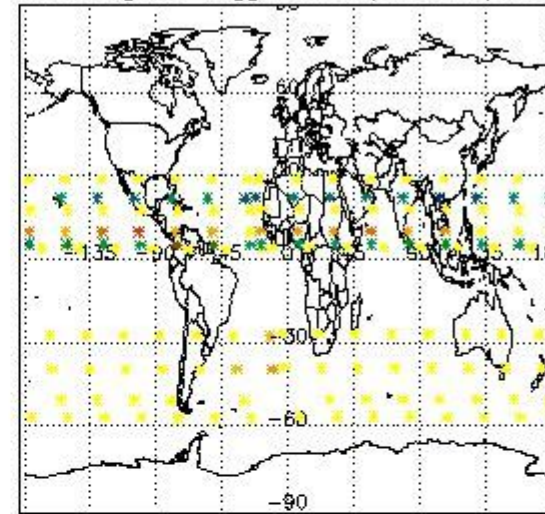


3.2 Plot quality information per product (world map)


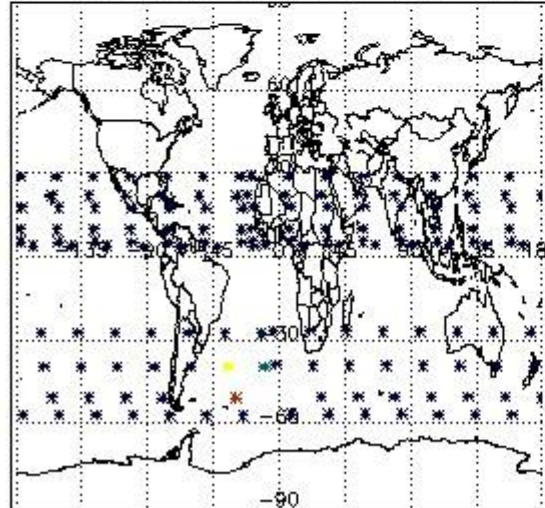
Percentage of flagged data per O3 profile



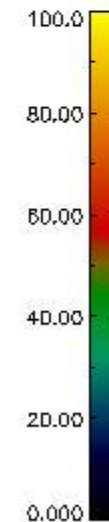
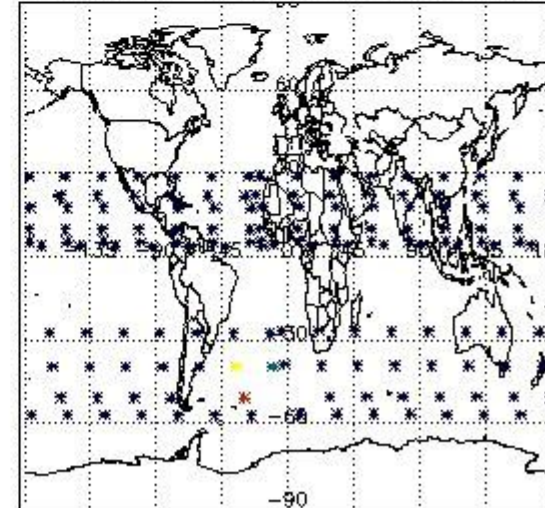
Percentage of flagged data per H2O profile



Percentage of flagged data per NO2 profile



Percentage of flagged data per NO3 profile

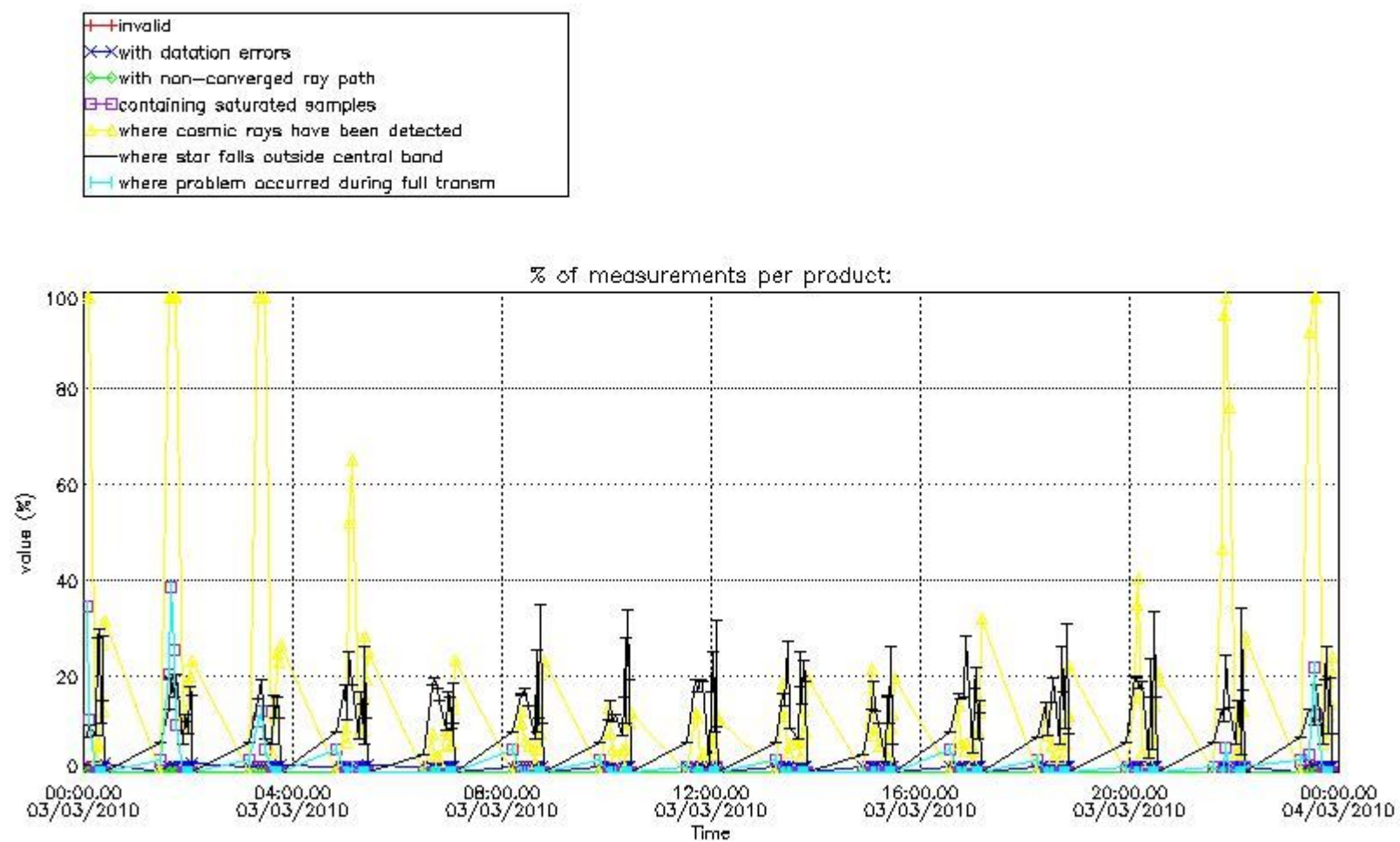


4. Level 1 quality information per product

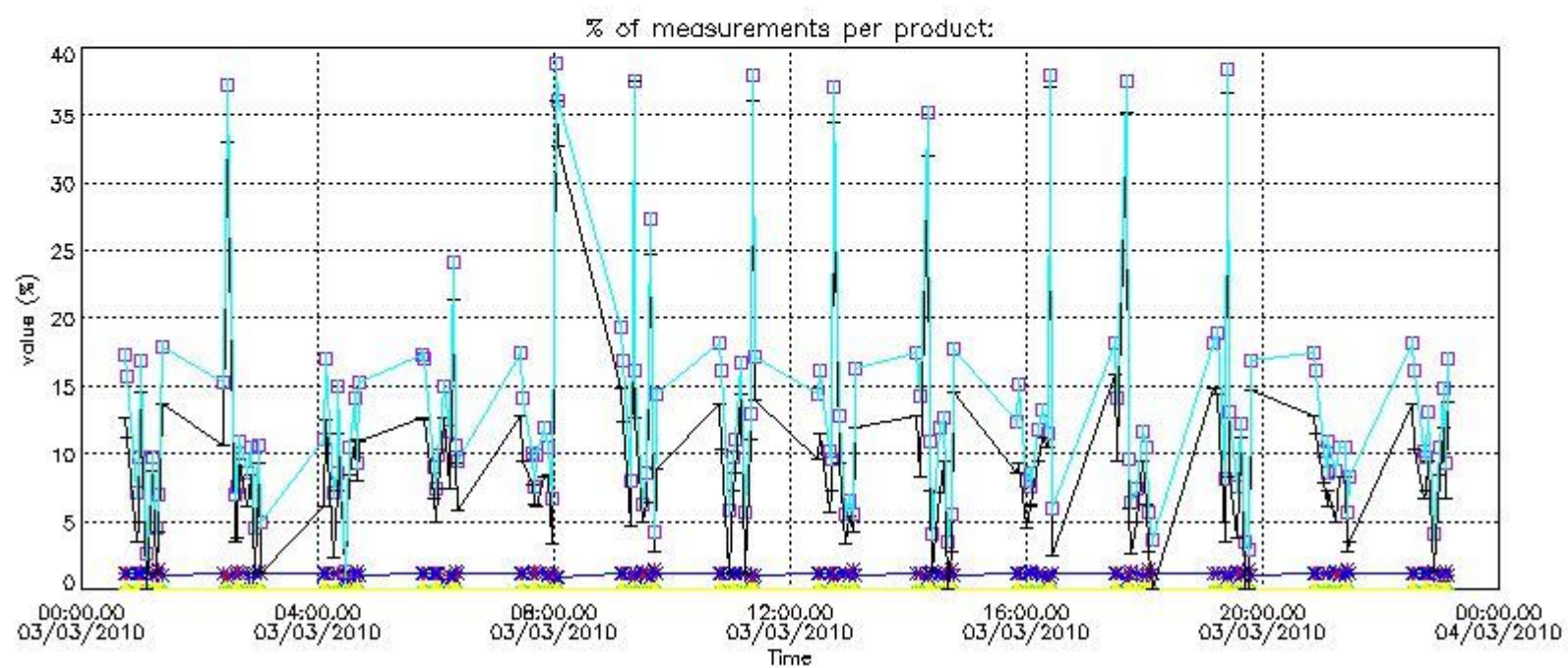
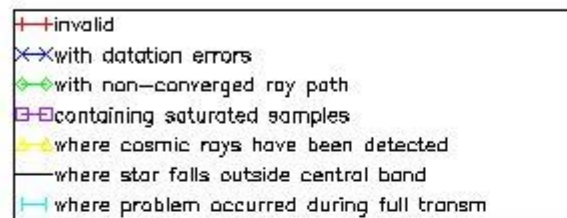
In this section it is plotted some information contained in the Quality Summary data set of the level 2 products that comes from the level 1b processing. Products without errors (error flag in the MPH set to "0") are used.

4.1 Plot quality information per product (time dependant) coming from level 1b processing

4.1.1 Plot level 1 quality information per product (time dependant): ENVISAT ASCENDING passes



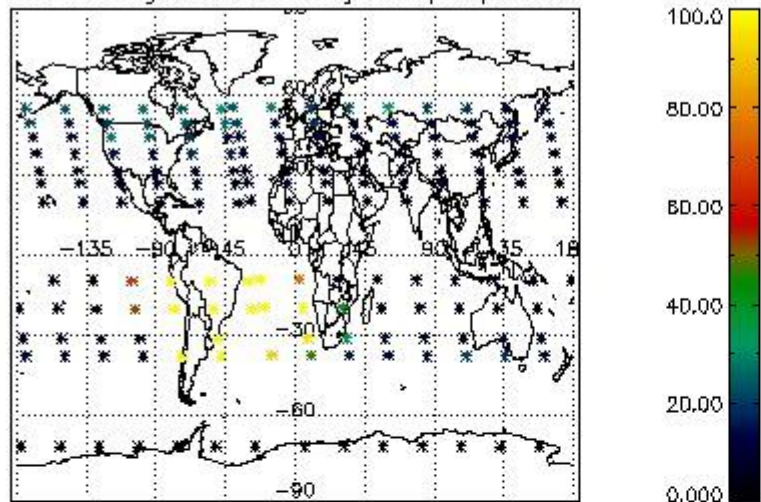
4.1.2 Plot level 1 quality information per product (time dependant): ENVISAT DESCENDING passes



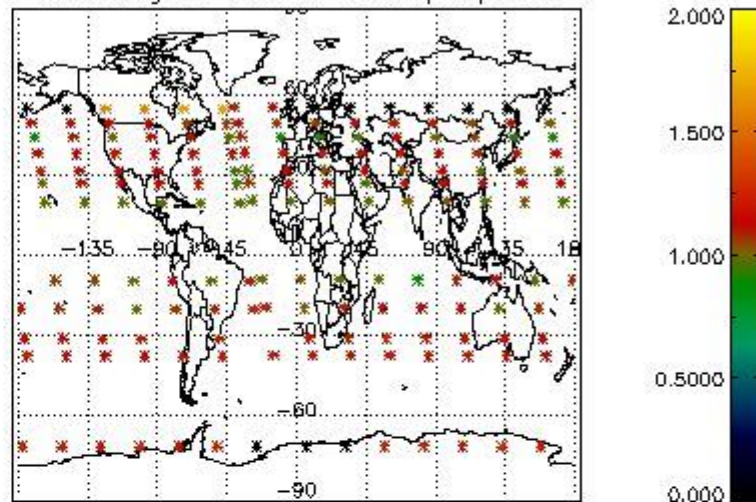
4.2 Plot quality information per product coming from level 1b processing (world map)

4.2.1 Plot level 1 quality information per product (world map): ENVISAT ASCENDING passes

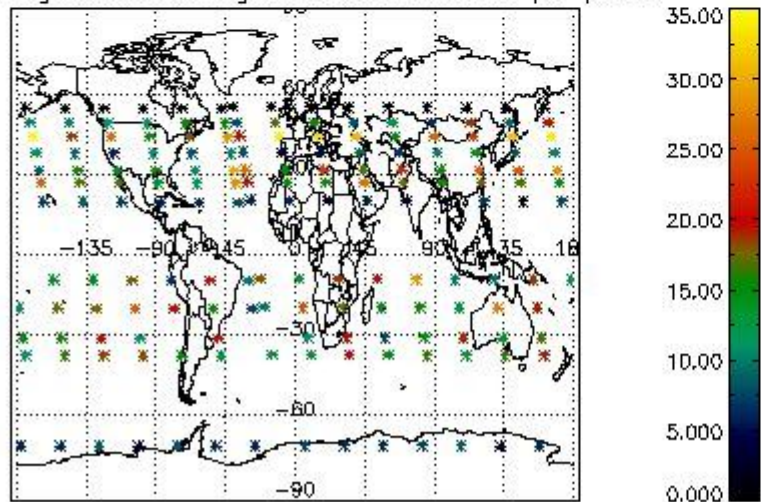
Percentage of cosmic ray hits per profile



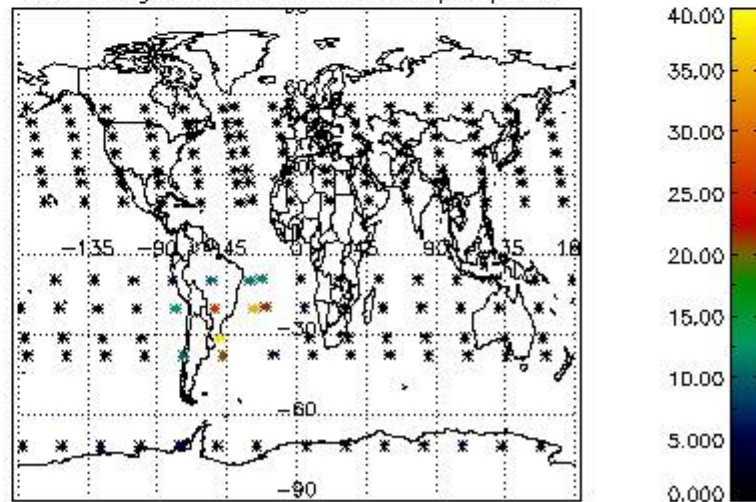
Percentage of datation errors per profile



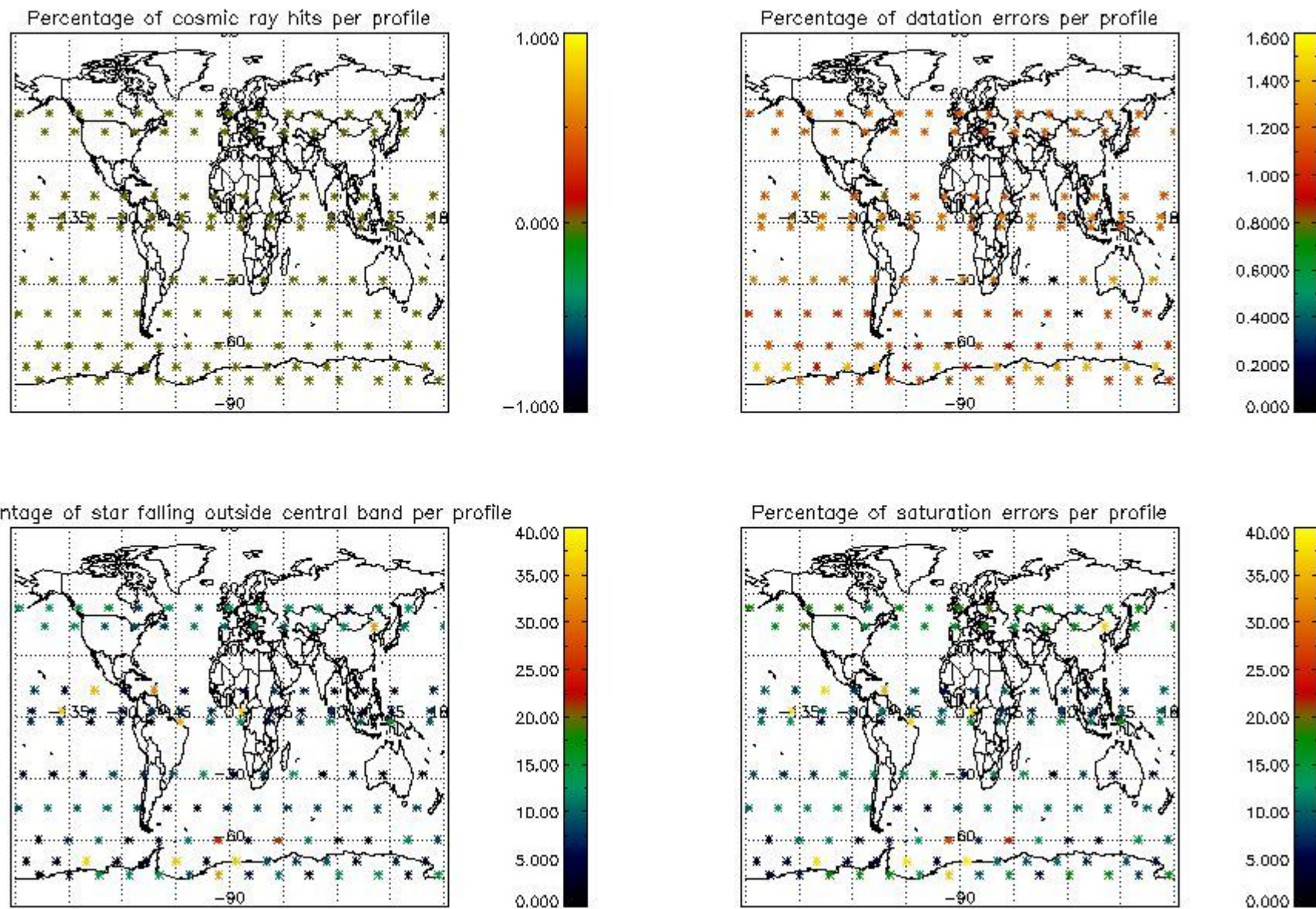
Percentage of star falling outside central band per profile



Percentage of saturation errors per profile



4.2.2 Plot level 1 quality information per product (world map): ENVISAT DESCENDING passes



5. Trace gas profiles

5.1 Ozone statistics based on quality of products

The final quality of the products can be "measured" using the STD (Standard Deviation) attached to every point profile. This information is written to the parameter GOM_NL__2P/NL_LOCAL_SPECIES_DENSITY/o3_std of the level 2 products. The table below shows the statistics for given STD ranges.

The statistics are given with respect to the overall valid production:

- Products without fatal errors: GOM_NL__2P/MPH/PRODUCT_ERR=0
- Valid point profile: GOM_NL__2P/NL_LOCAL_SPECIES_DENSITY/pcd(0)=0

The 'Criteria' is applied to valid points of dark limb products:

- Products in dark limb illumination condition: GOM_NL__2P/NL_SUMMARY_QUALITY/obs_ill_cond=0
- Products without fatal errors: GOM_NL__2P/MPH/PRODUCT_ERR=0
- Valid point profile: GOM_NL__2P/NL_LOCAL_SPECIES_DENSITY/pcd(0)=0

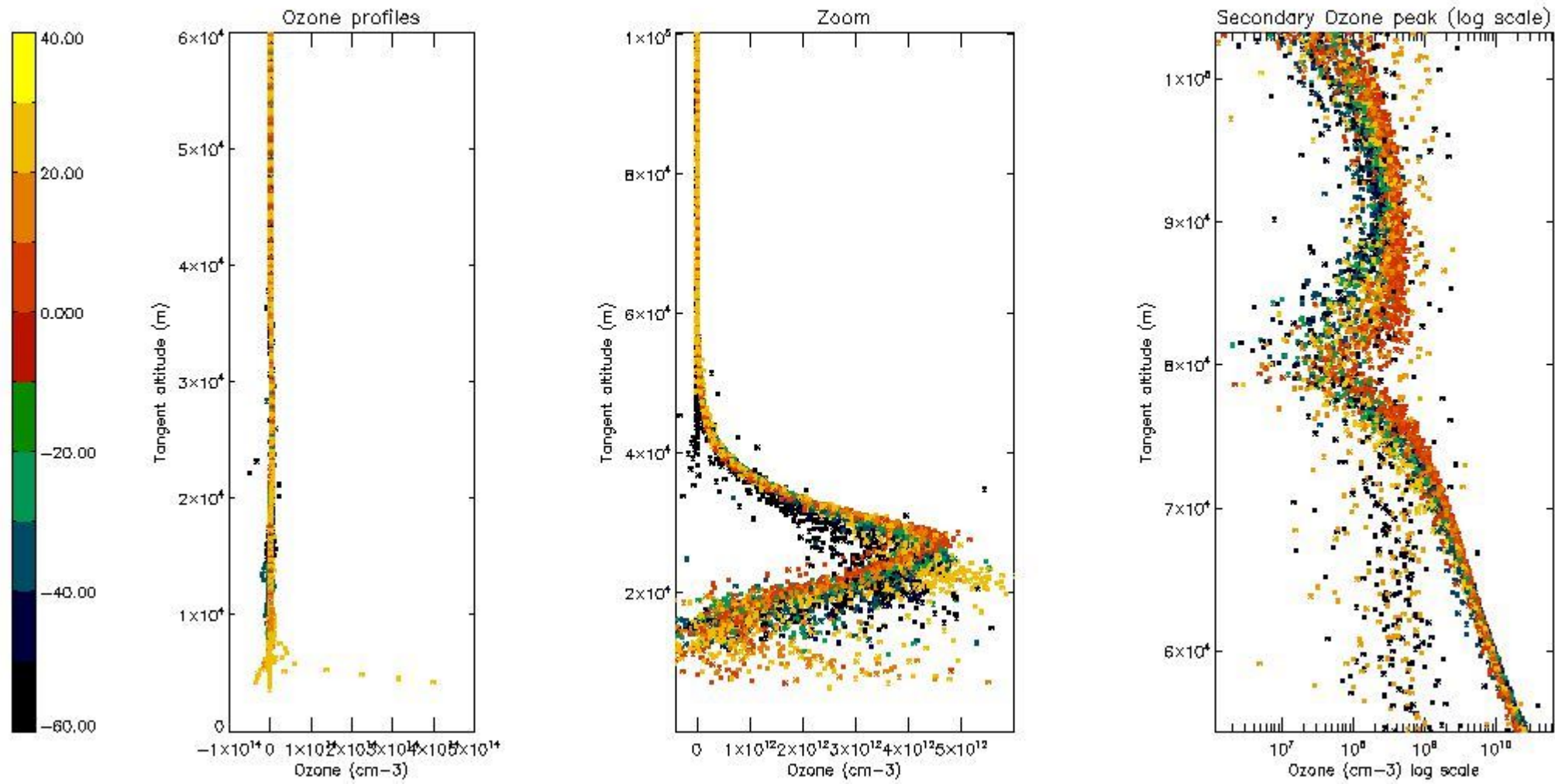
So, the table below shows the percentage of dark limb and valid observations for each criteria with respect to the overall valid daily observations.

Criteria	% of total production
All STD	49
STD < 20	27

STD < 10	22
STD < 5	15

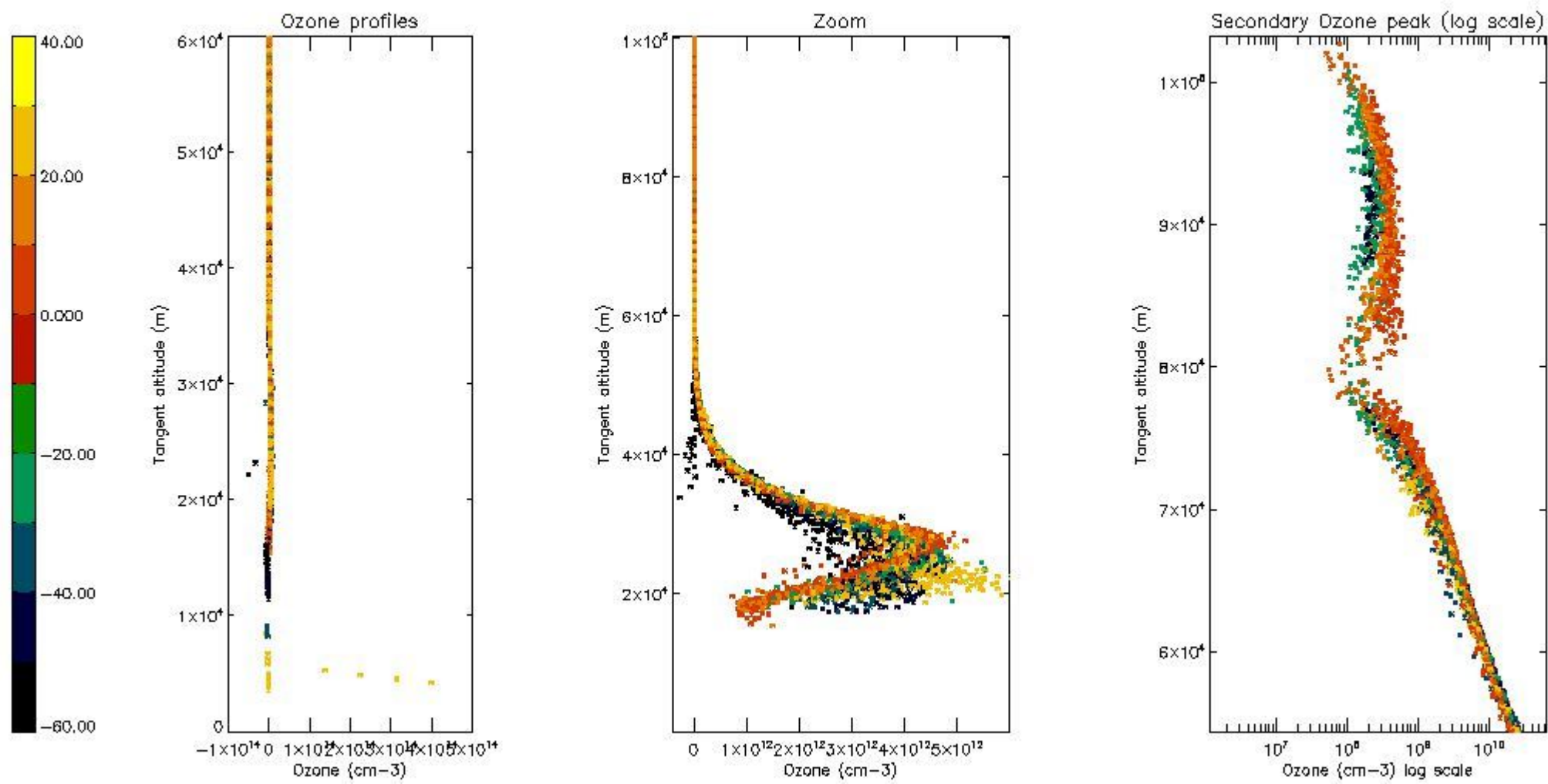
5.2 Plot ozone profiles for all STD (dark without errors)

The colorbar represents the latitude.



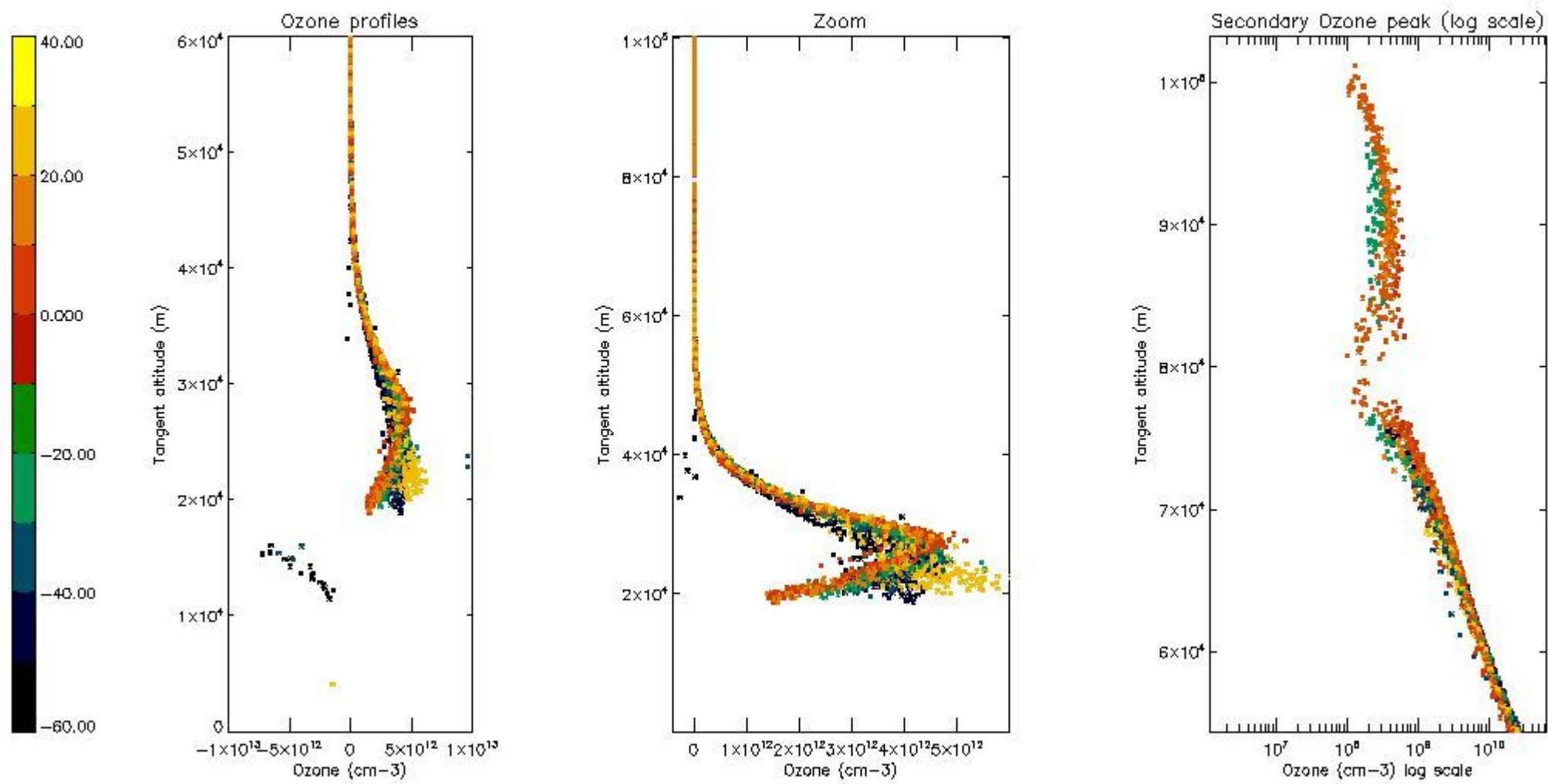
5.3 Plot ozone profiles where STD < 20% (dark without errors)

The colorbar represents the latitude.



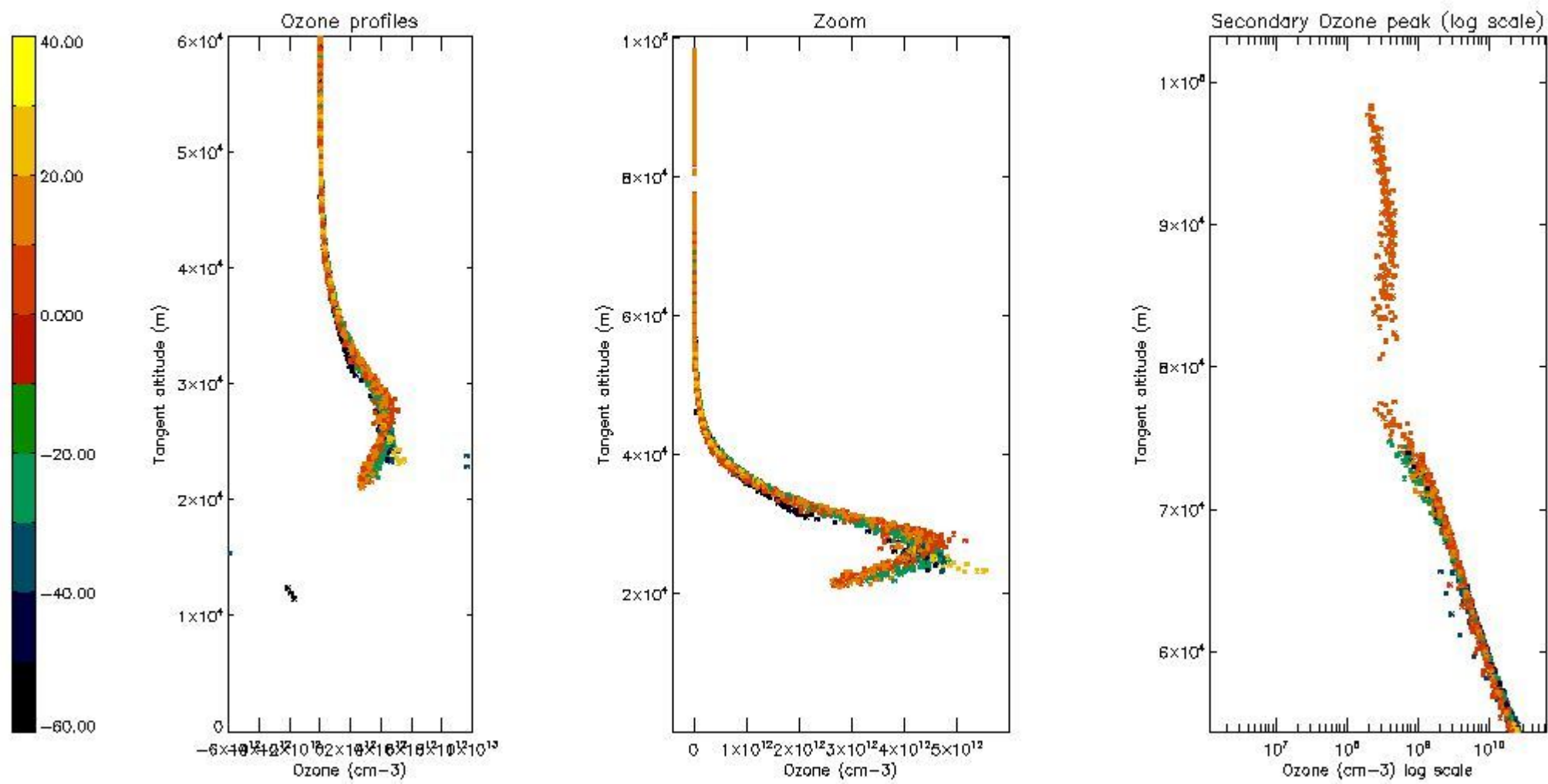
5.4 Plot ozone profiles where STD < 10% (dark without errors)

The colorbar represents the latitude.



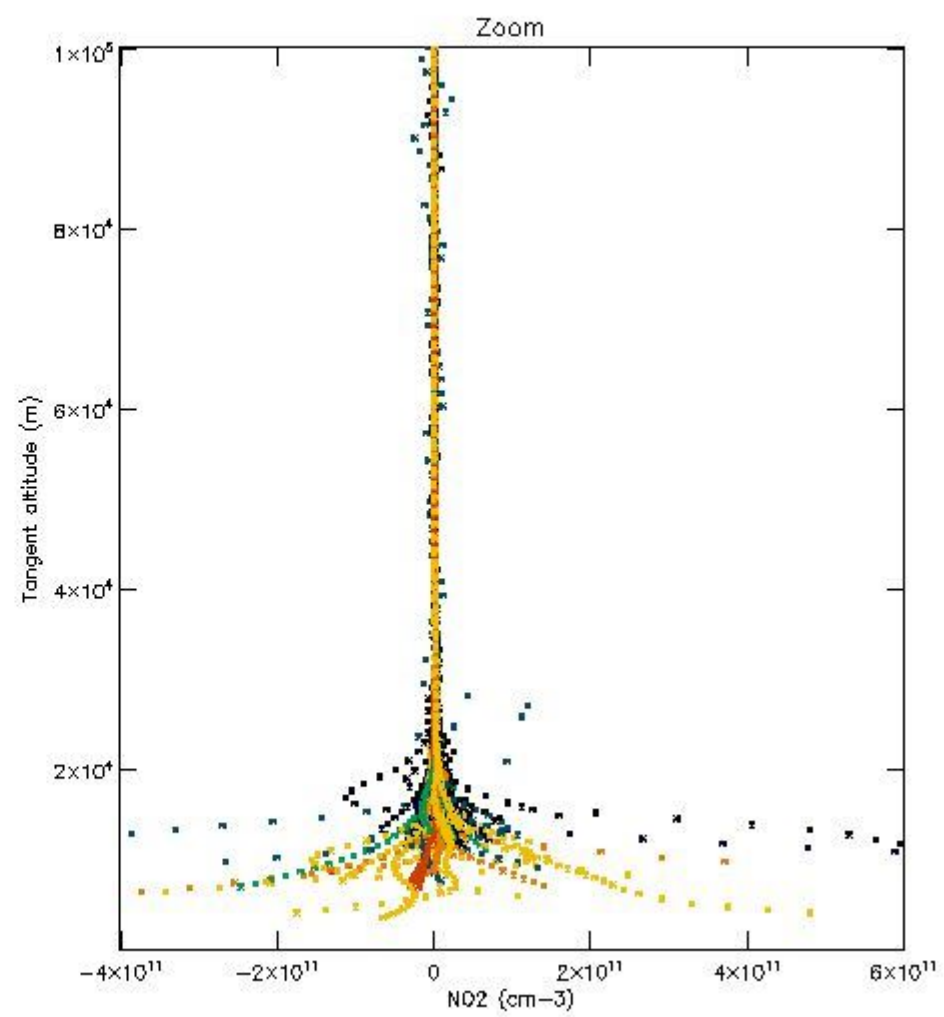
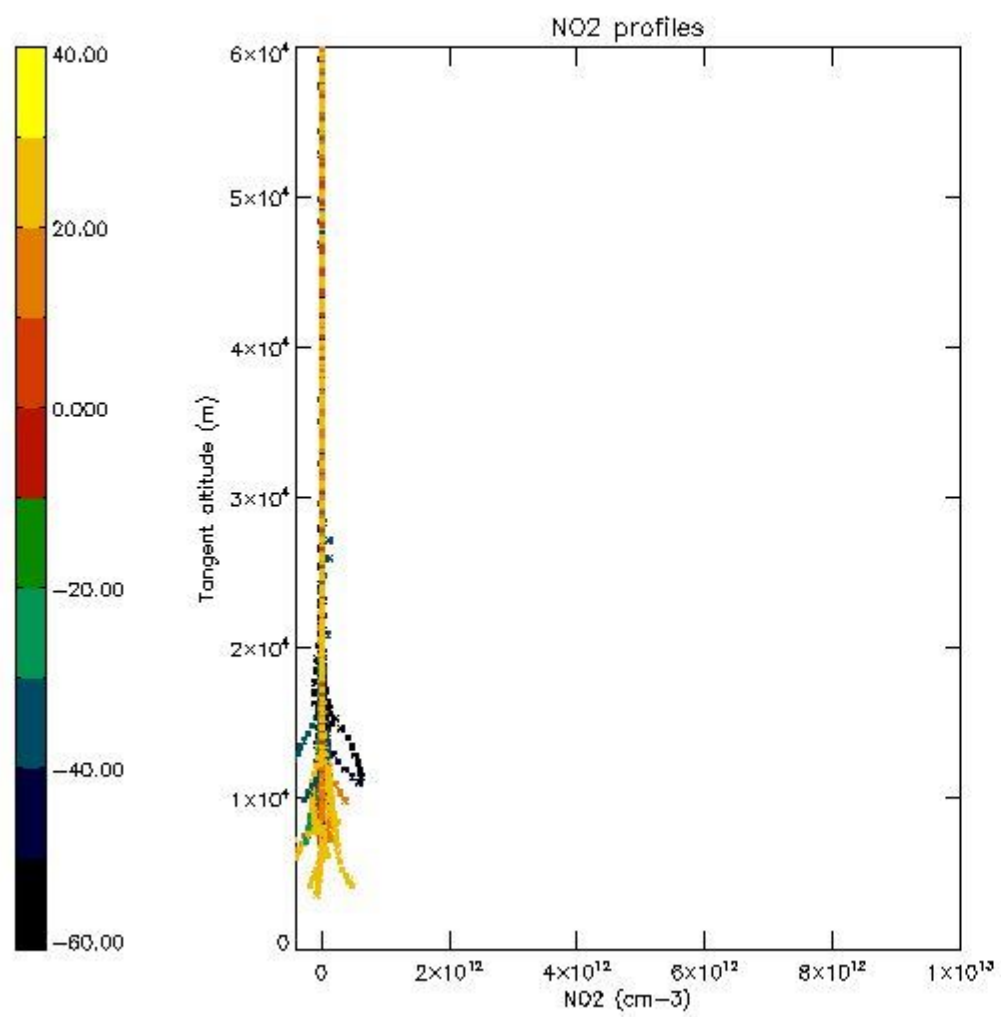
5.5 Plot ozone profiles where STD < 5% (dark without errors)

The colorbar represents the latitude.



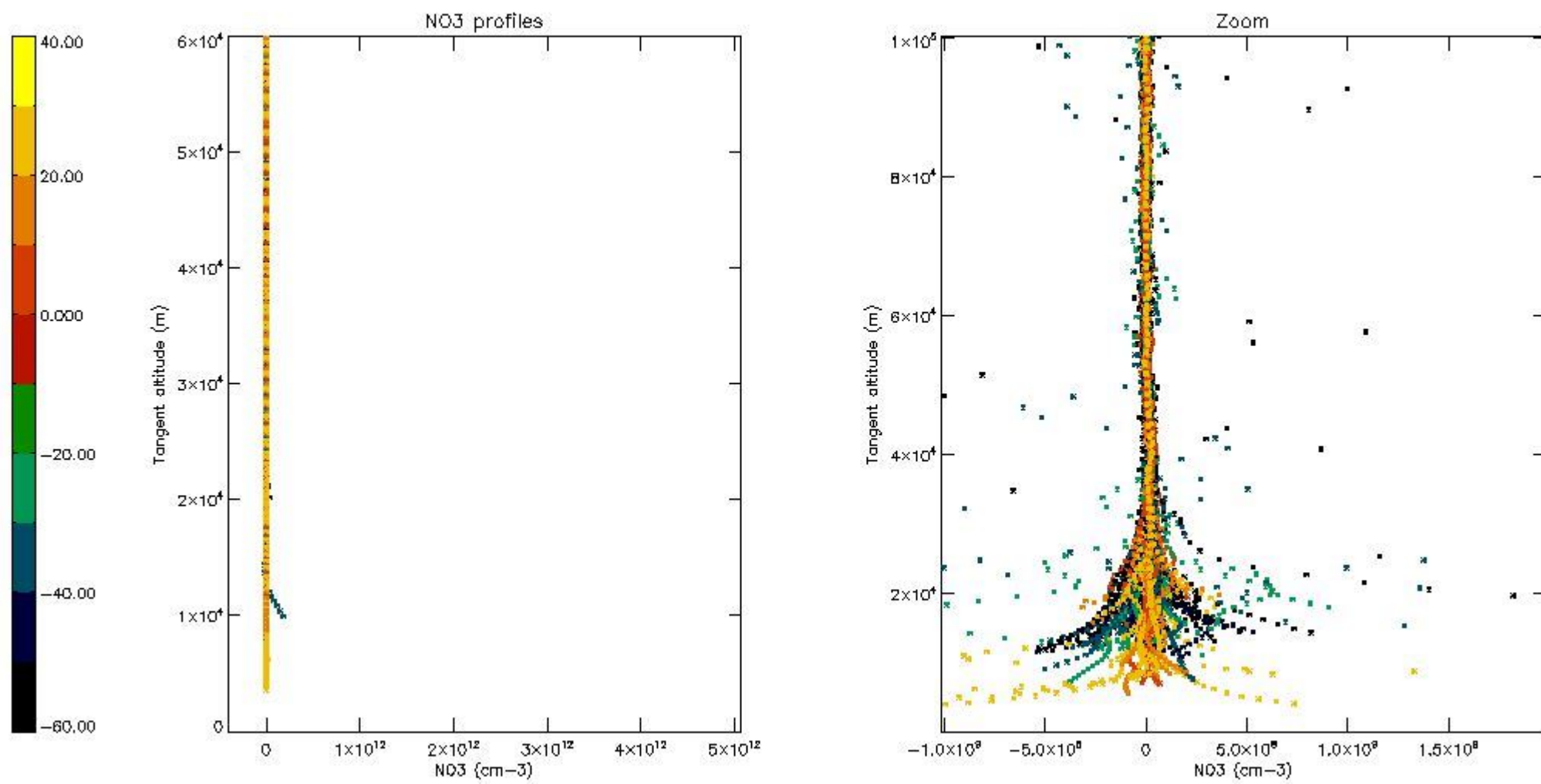
5.6 Plot NO₂ profiles for all STD (dark without errors)

The colorbar represents the latitude.



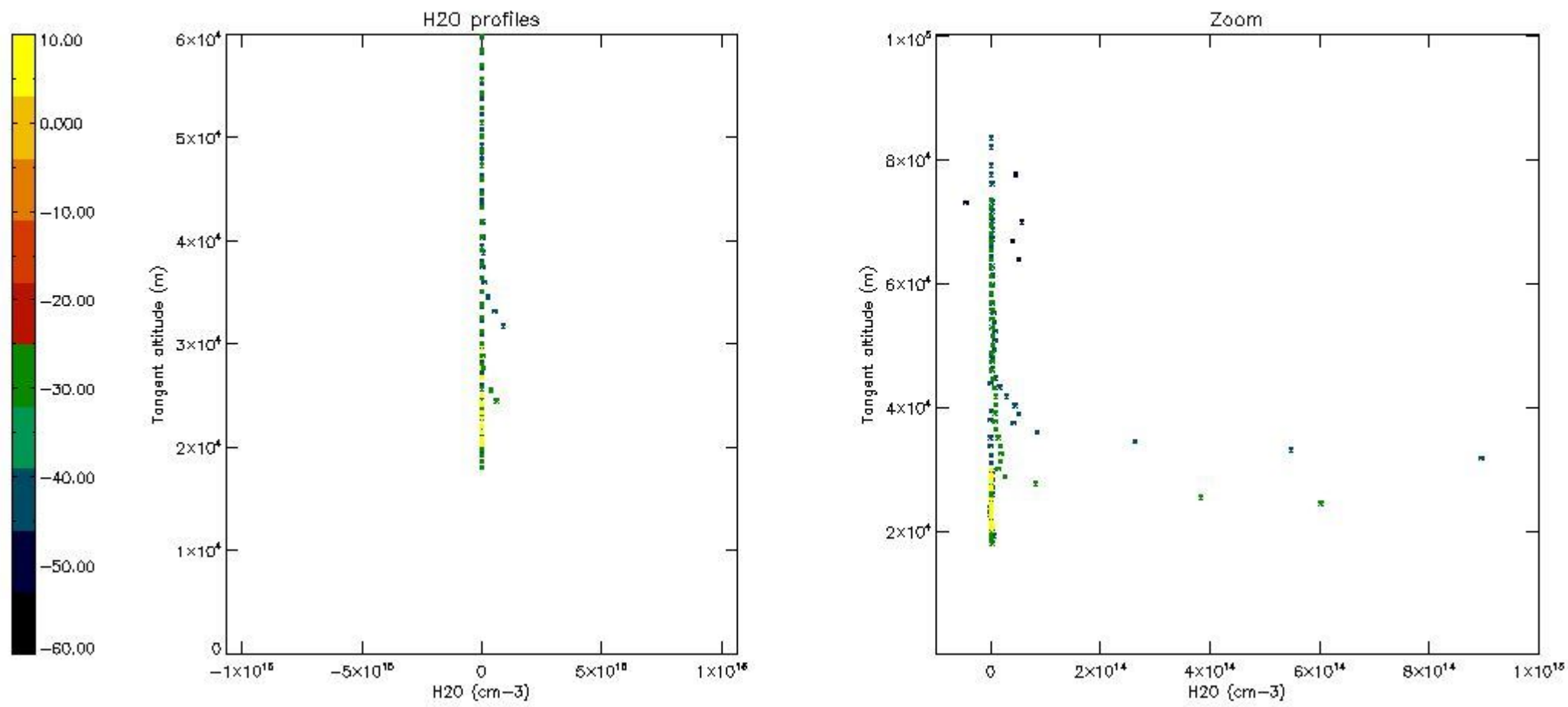
5.7 Plot NO3 profiles for all STD (dark without errors)

The colorbar represents the latitude.



5.8 Plot H2O profiles for all STD (only for occultations of stars 1,2,3,4,13,14,16,26,63 dark without errors)

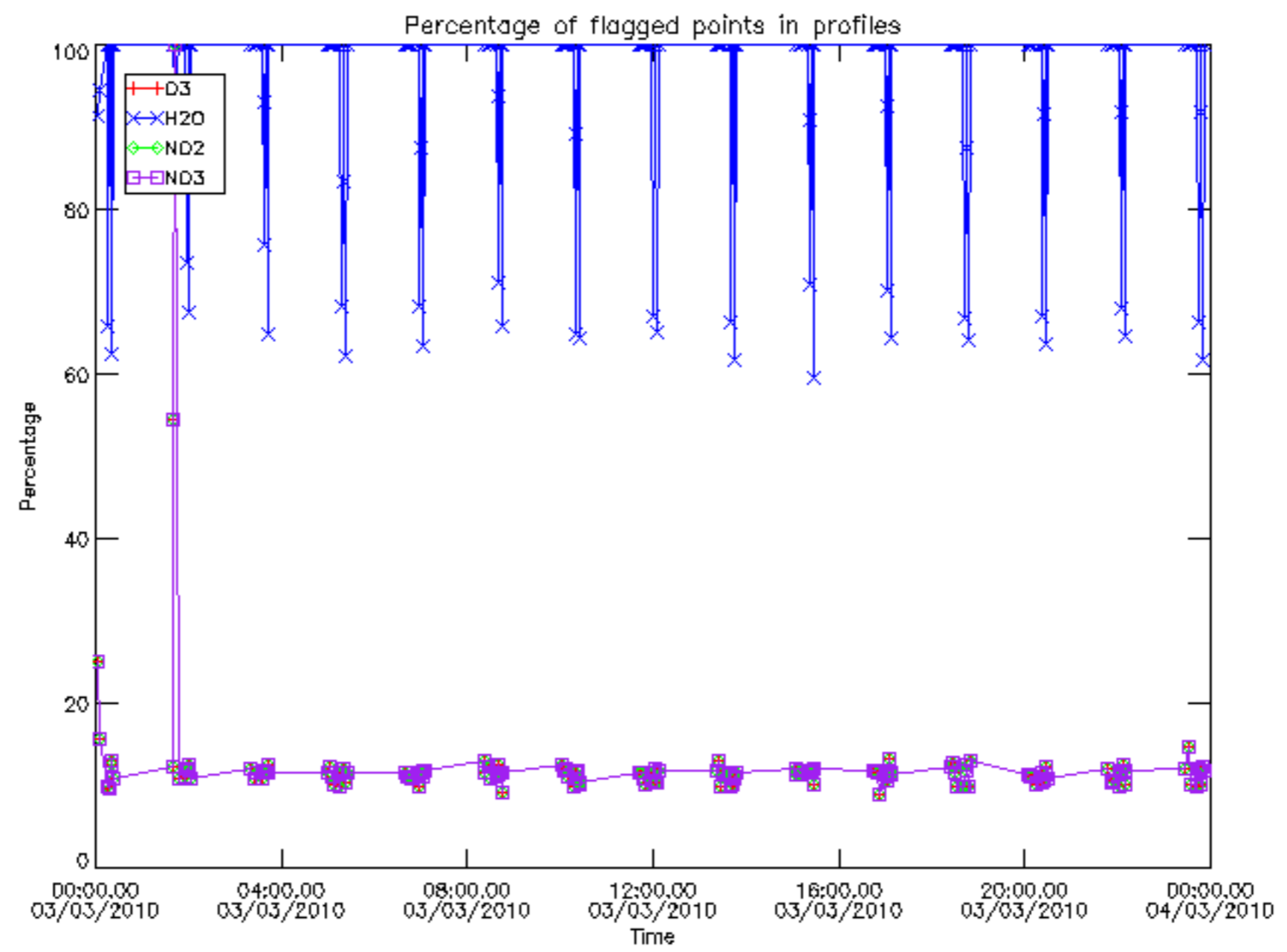
The colorbar represents the latitude.



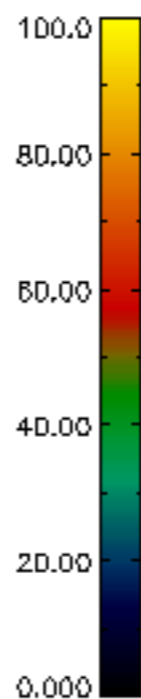
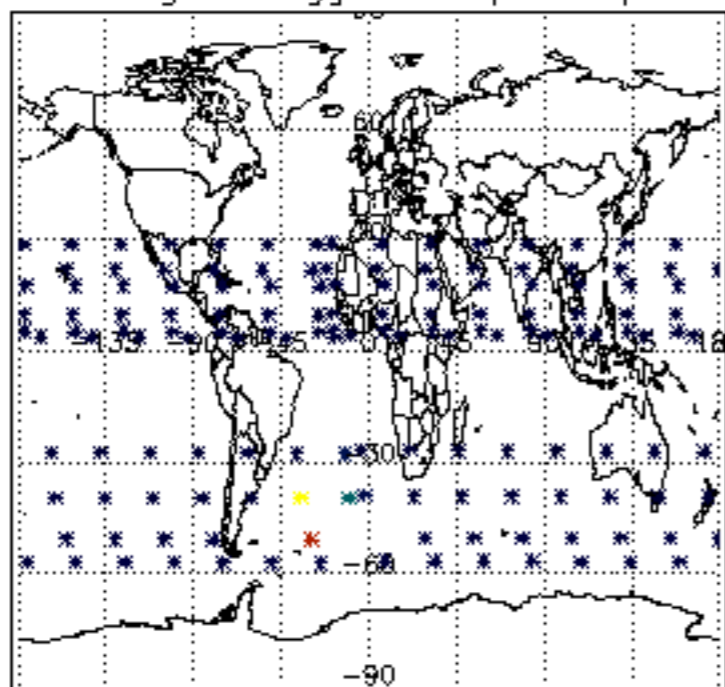
6. Auxiliary Data Files used for the production reported in section 2

The number reported in the third column indicates since which file (see list in section 2) the corresponding auxiliary file has been used. The fourth column is the date of those product files.

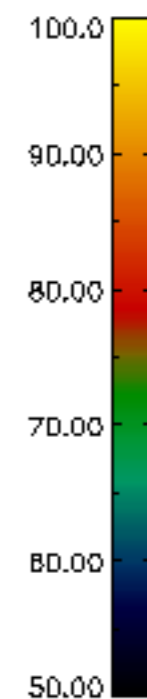
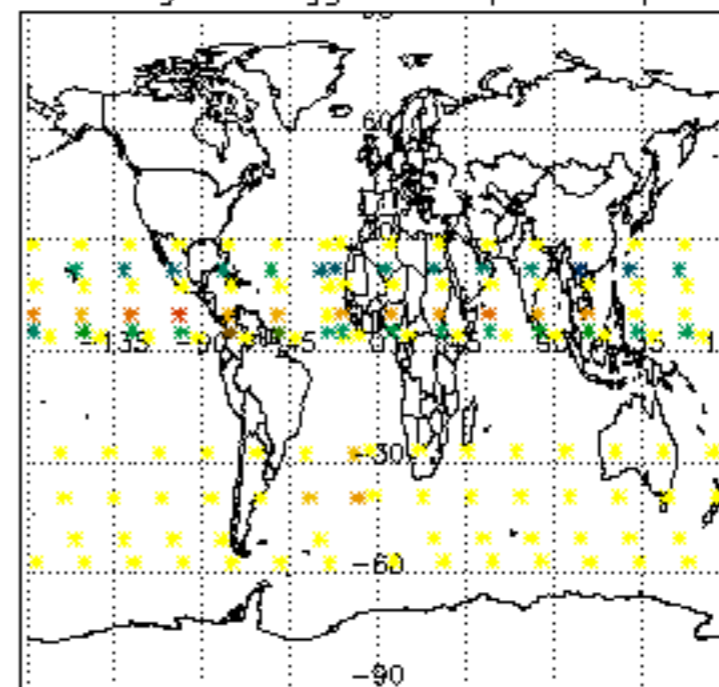
Type	Auxiliary Filename	Used since product	Used since product date
INST_PHYS_CHARACTERISTICS	GOM_INS_AXVIEC20091111_143220_20030716_120000_20500101_000000	1	03-MAR-2010 00:03:03
LEVEL-2_PROC_CONFIG	GOM_PR2_AXVIEC20091111_152718_20020301_000000_20500101_000000	1	03-MAR-2010 00:03:03
CROSS_SECTIONS_FILE	GOM_CRS_AXVIEC20091111_154832_20020301_000000_20500101_000000	1	03-MAR-2010 00:03:03



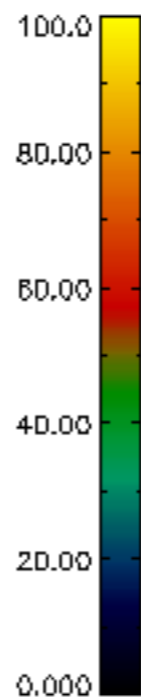
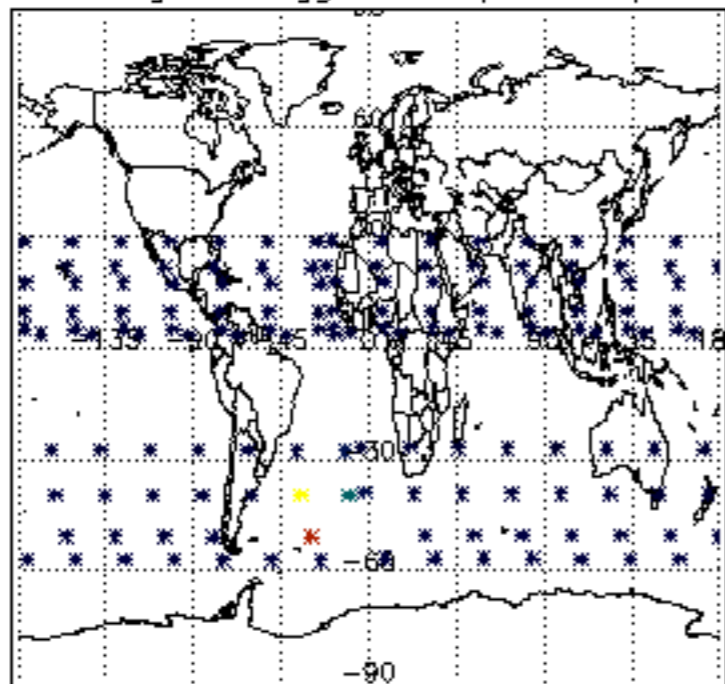
Percentage of flagged data per D3 profile



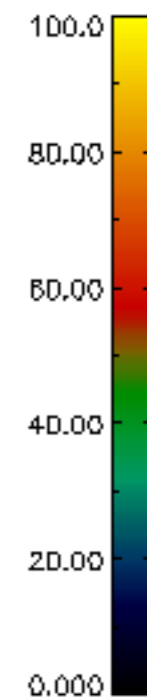
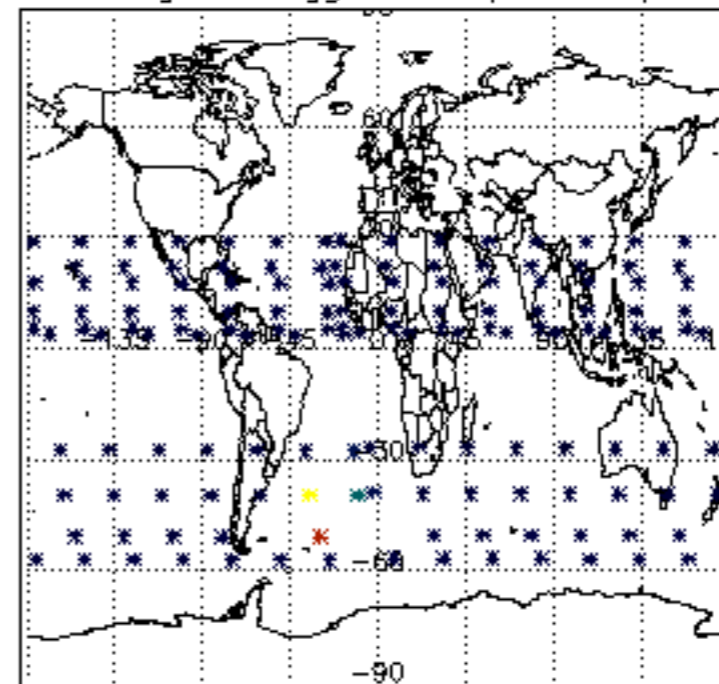
Percentage of flagged data per H2O profile

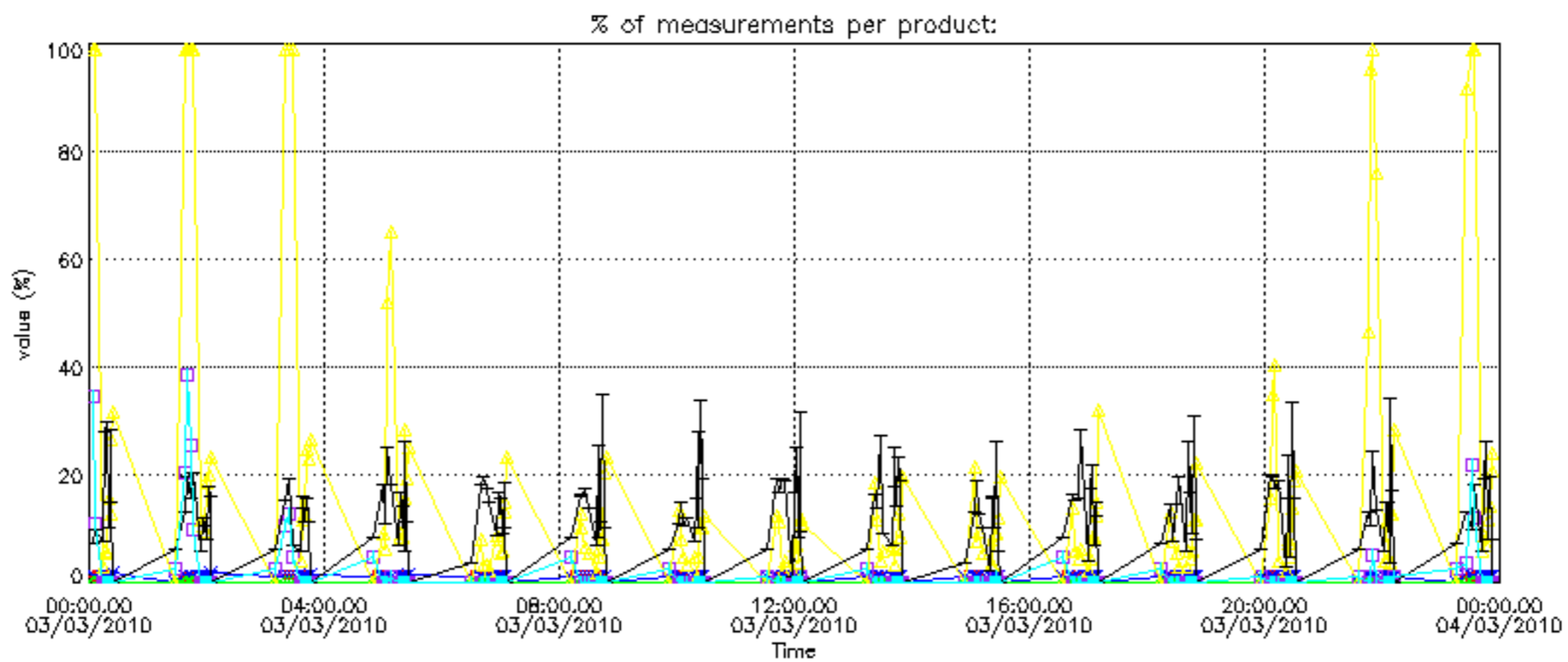
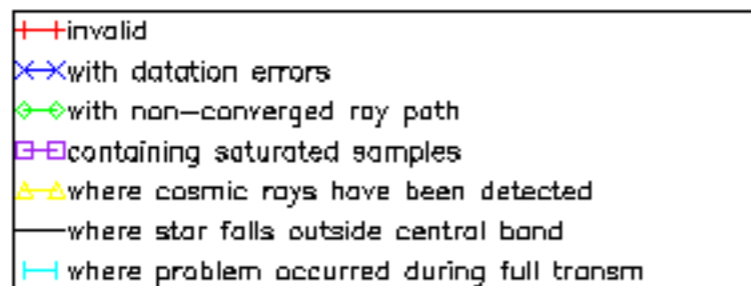


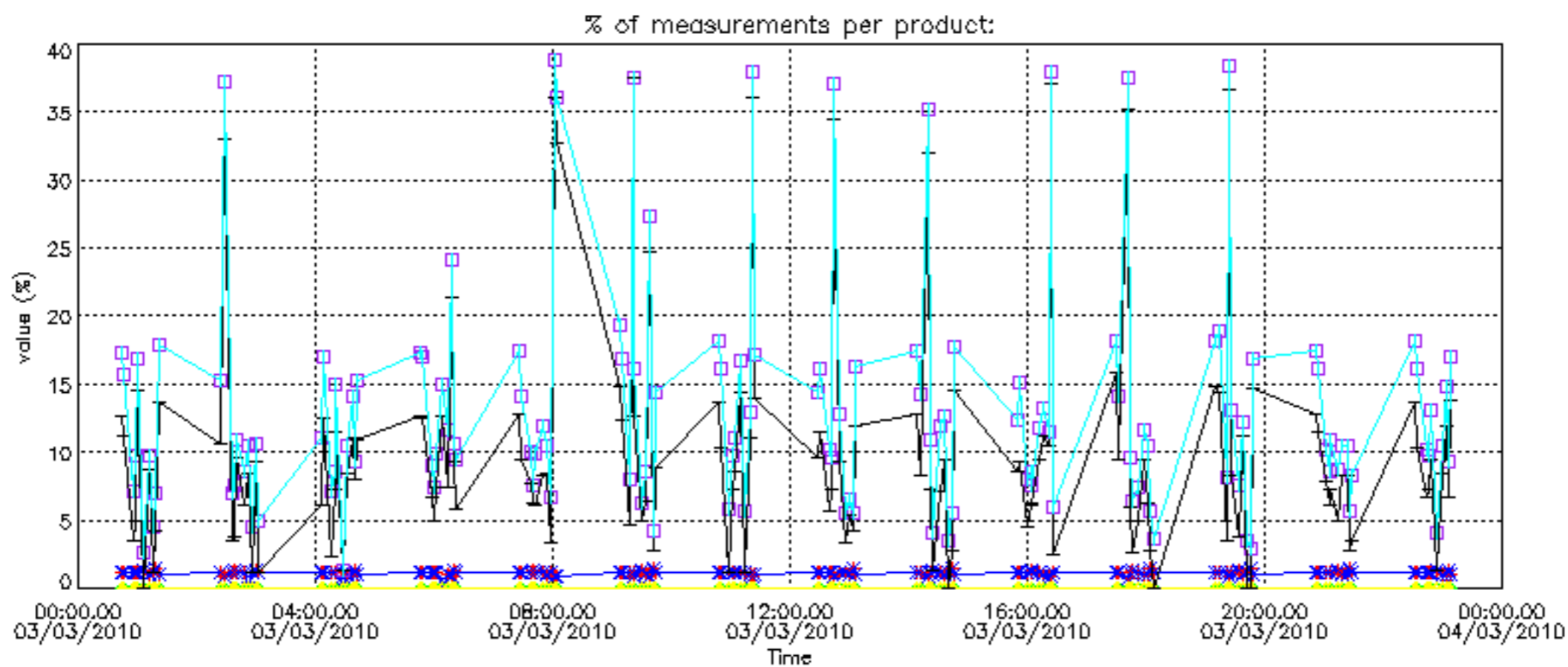
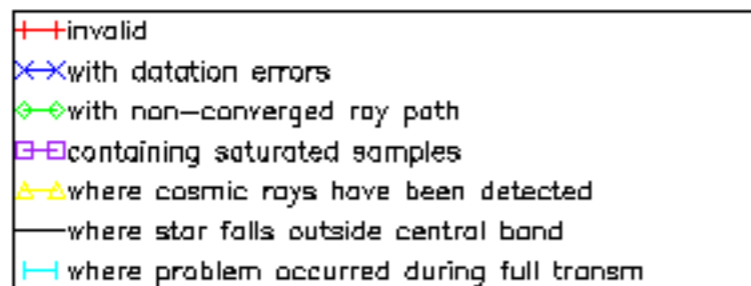
Percentage of flagged data per NO2 profile



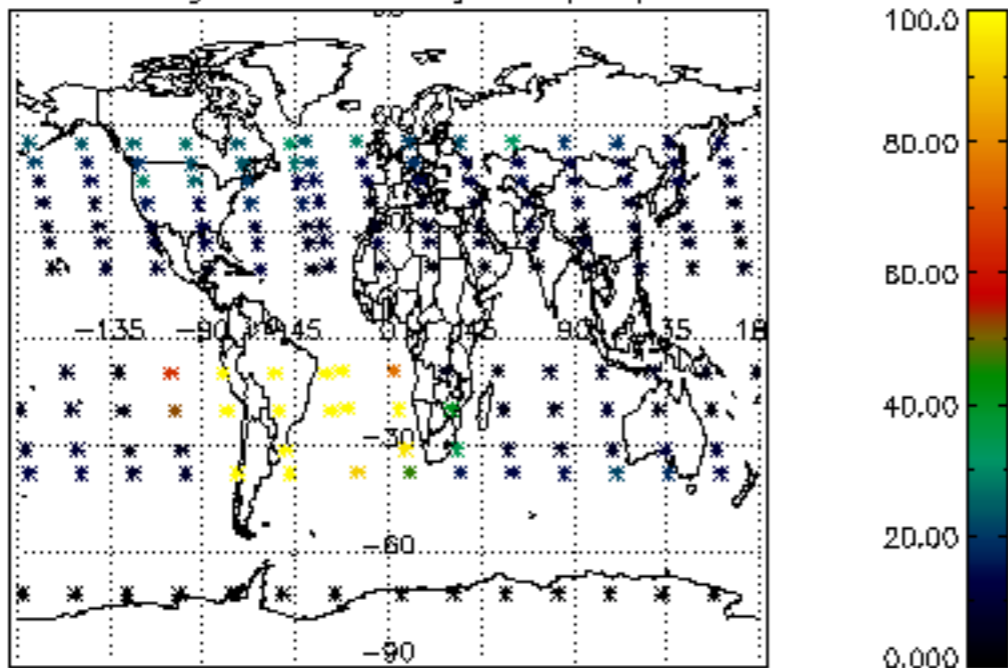
Percentage of flagged data per NO3 profile



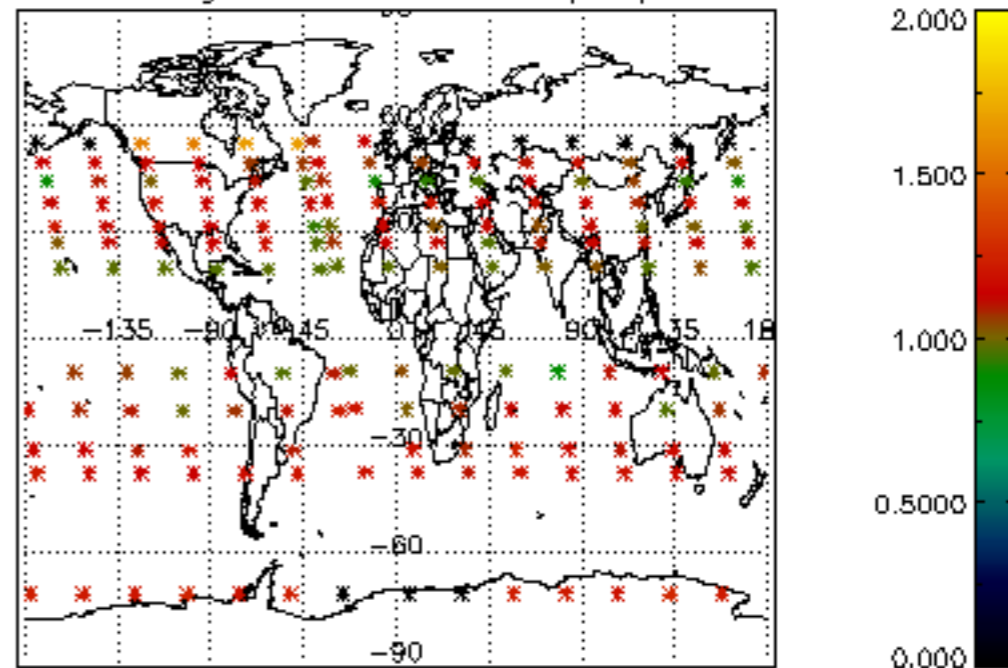




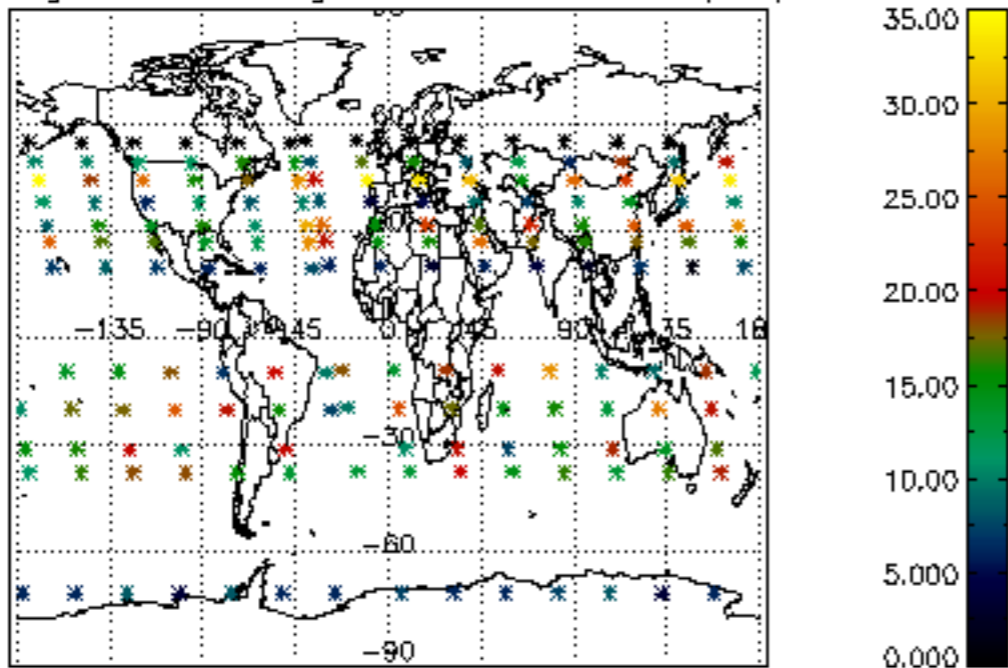
Percentage of cosmic ray hits per profile



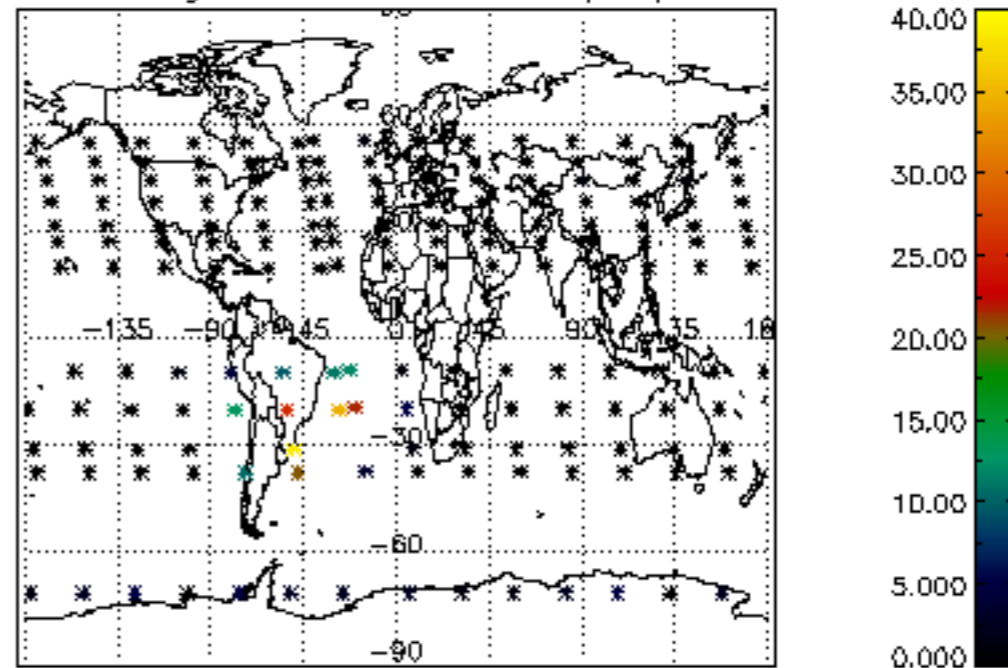
Percentage of datation errors per profile



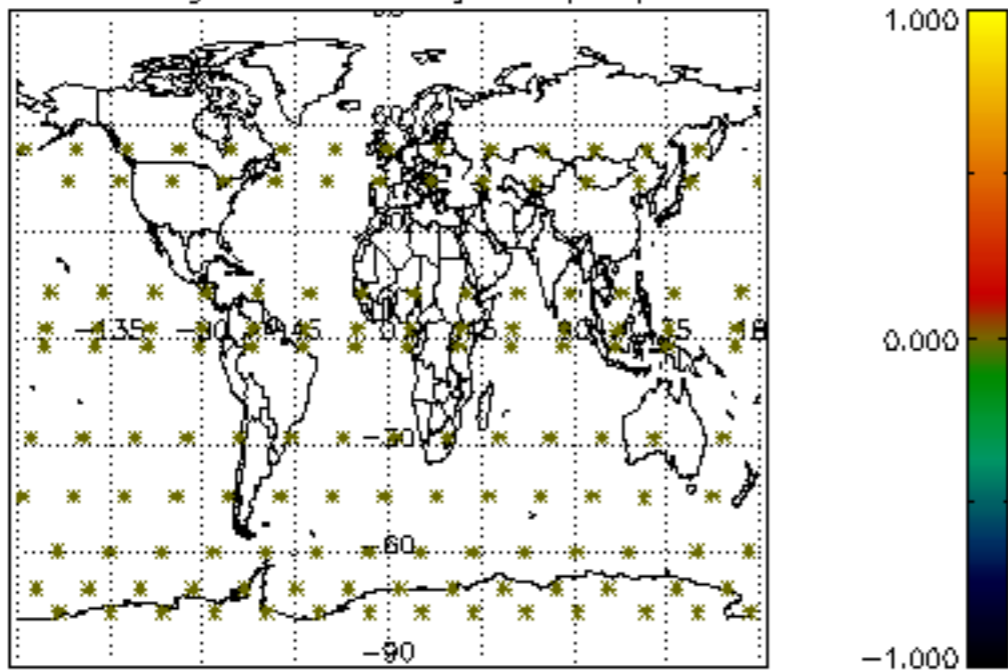
Percentage of star falling outside central band per profile



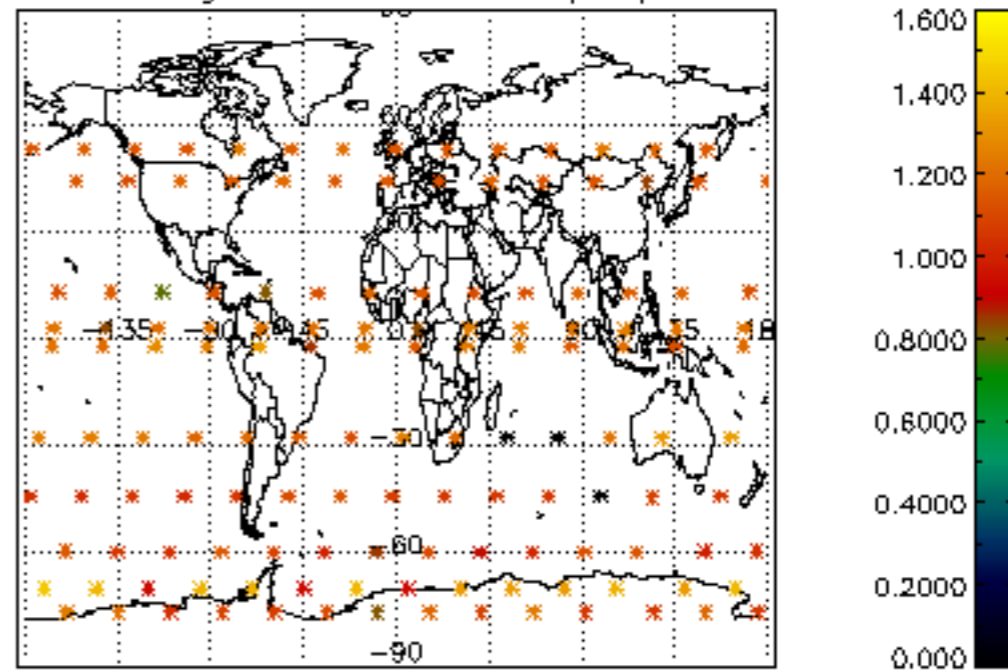
Percentage of saturation errors per profile



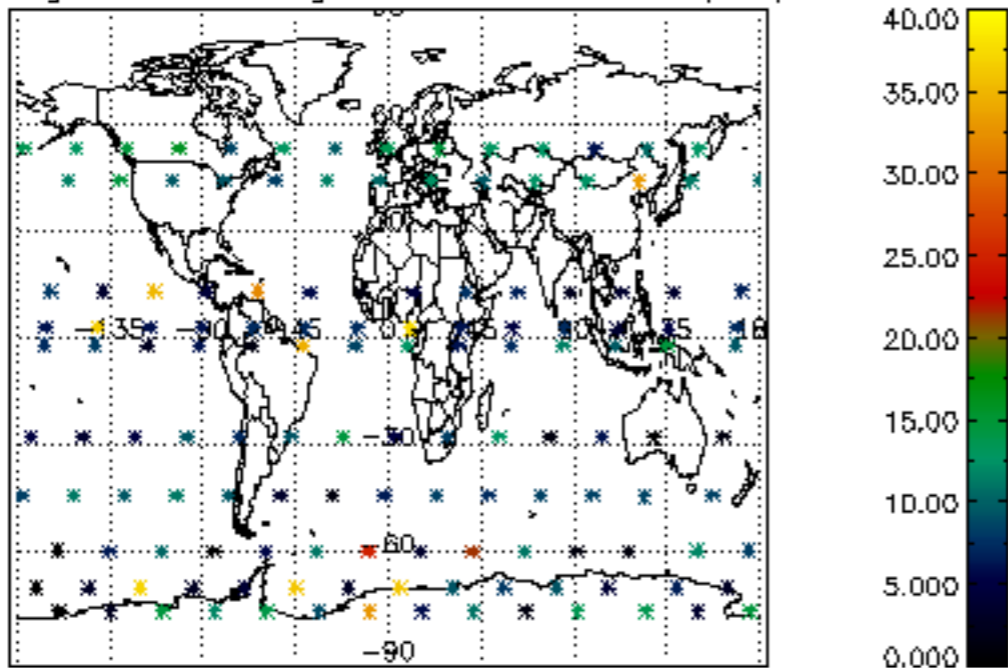
Percentage of cosmic ray hits per profile



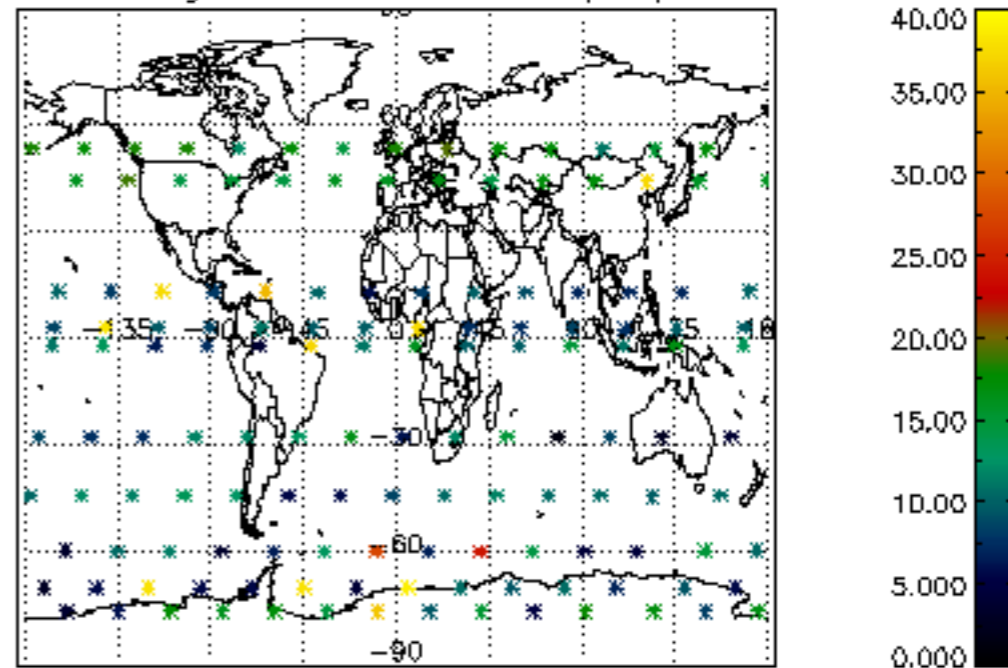
Percentage of datation errors per profile

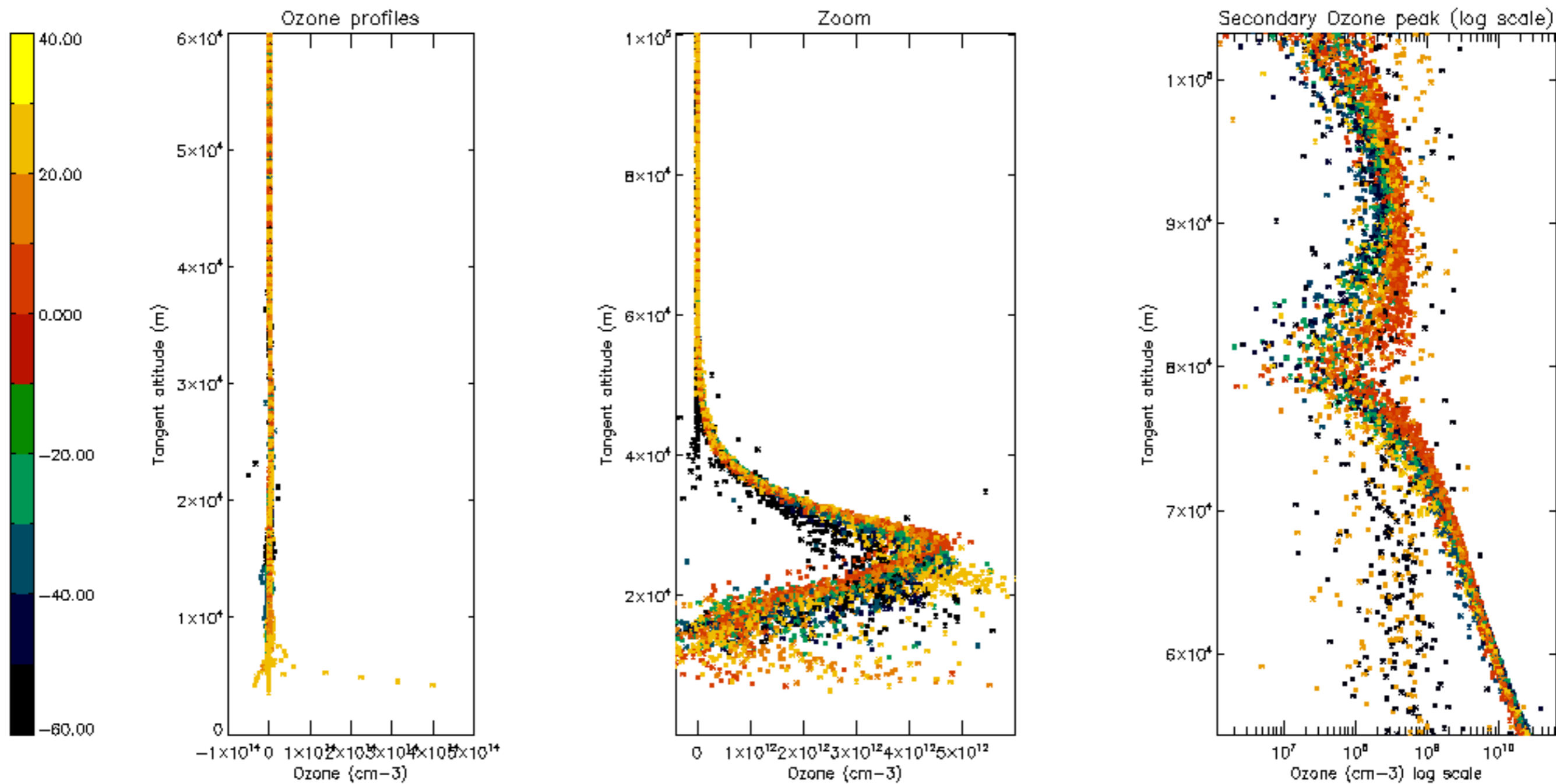


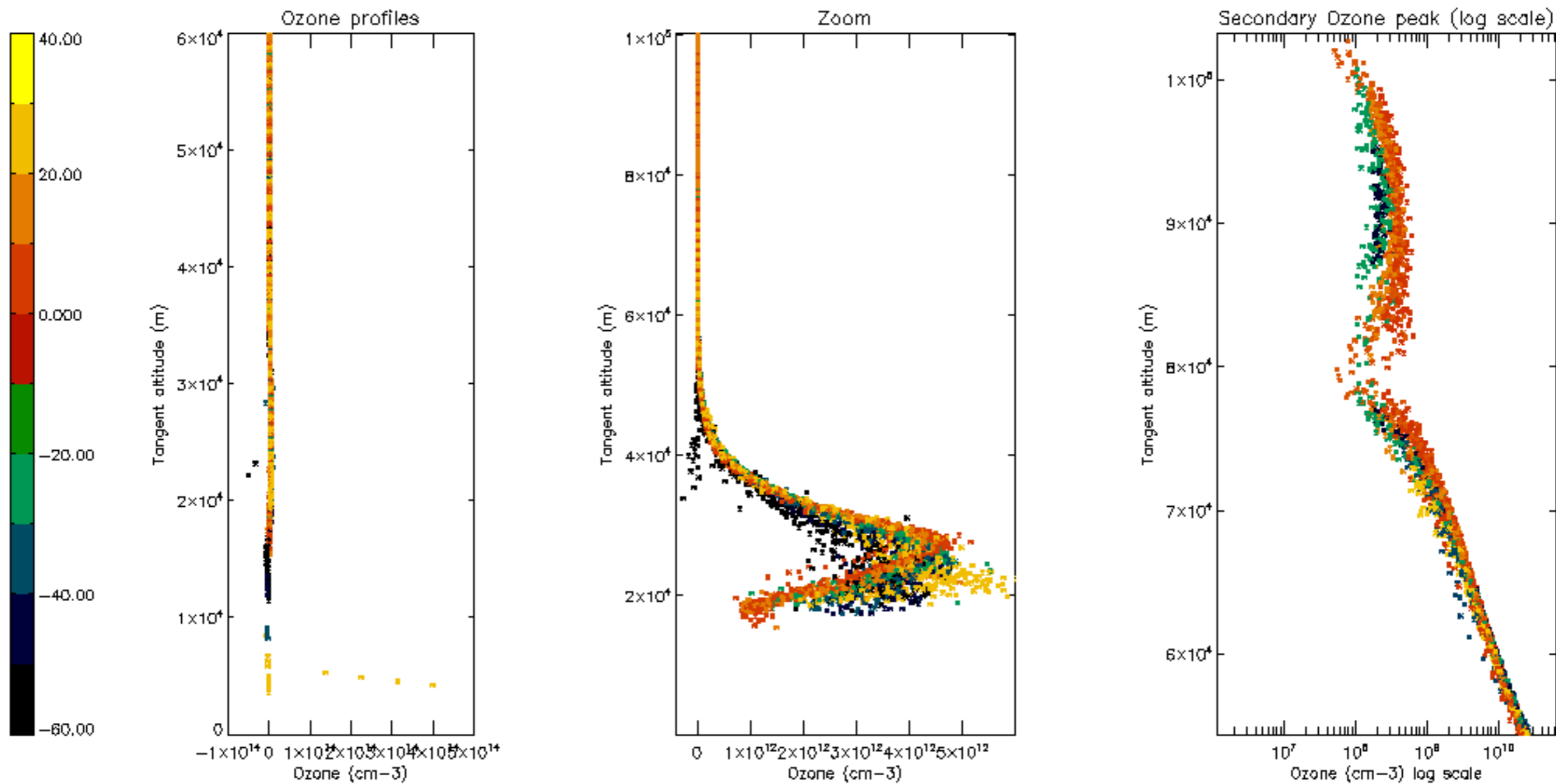
Percentage of star falling outside central band per profile

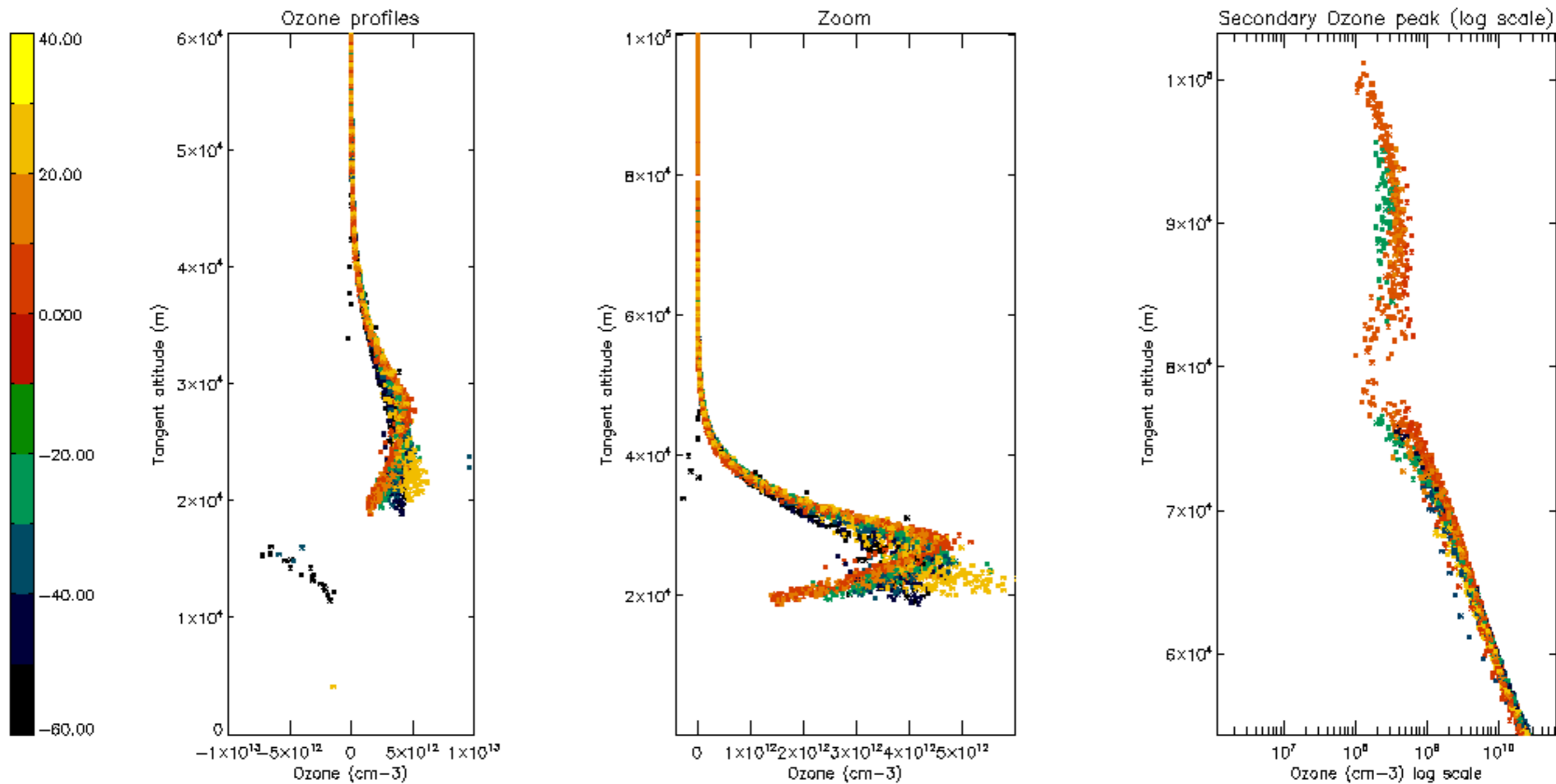


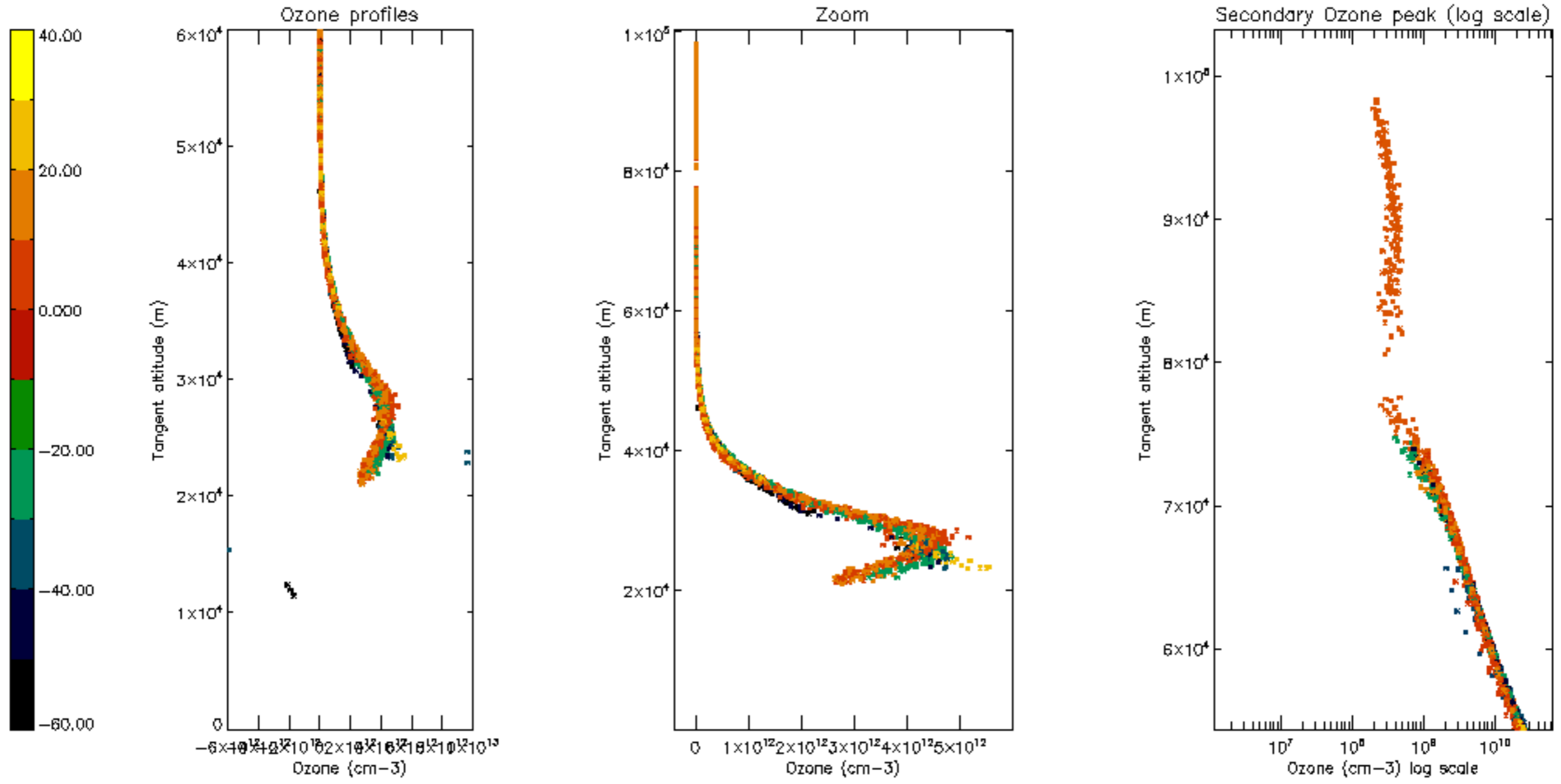
Percentage of saturation errors per profile

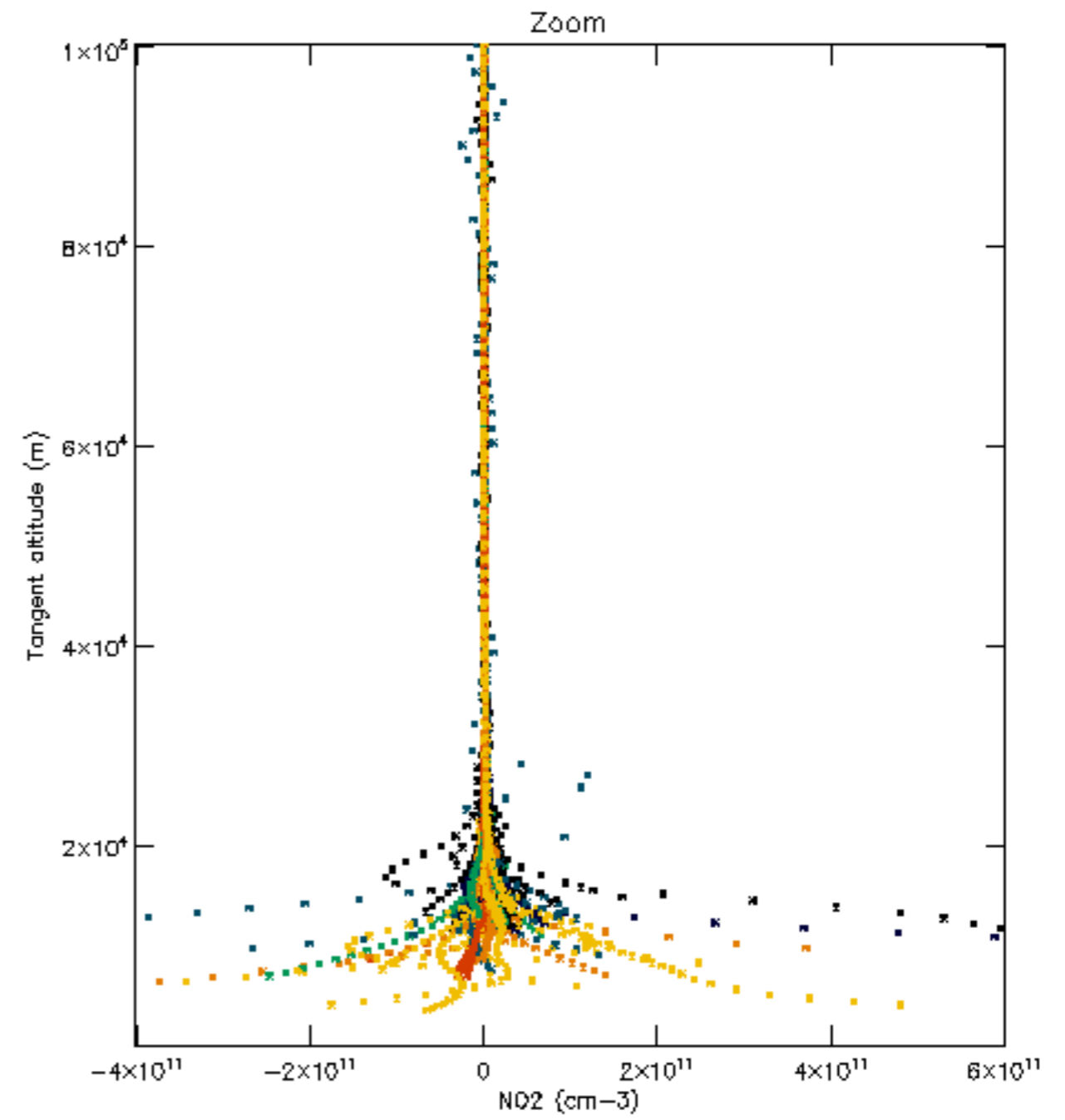
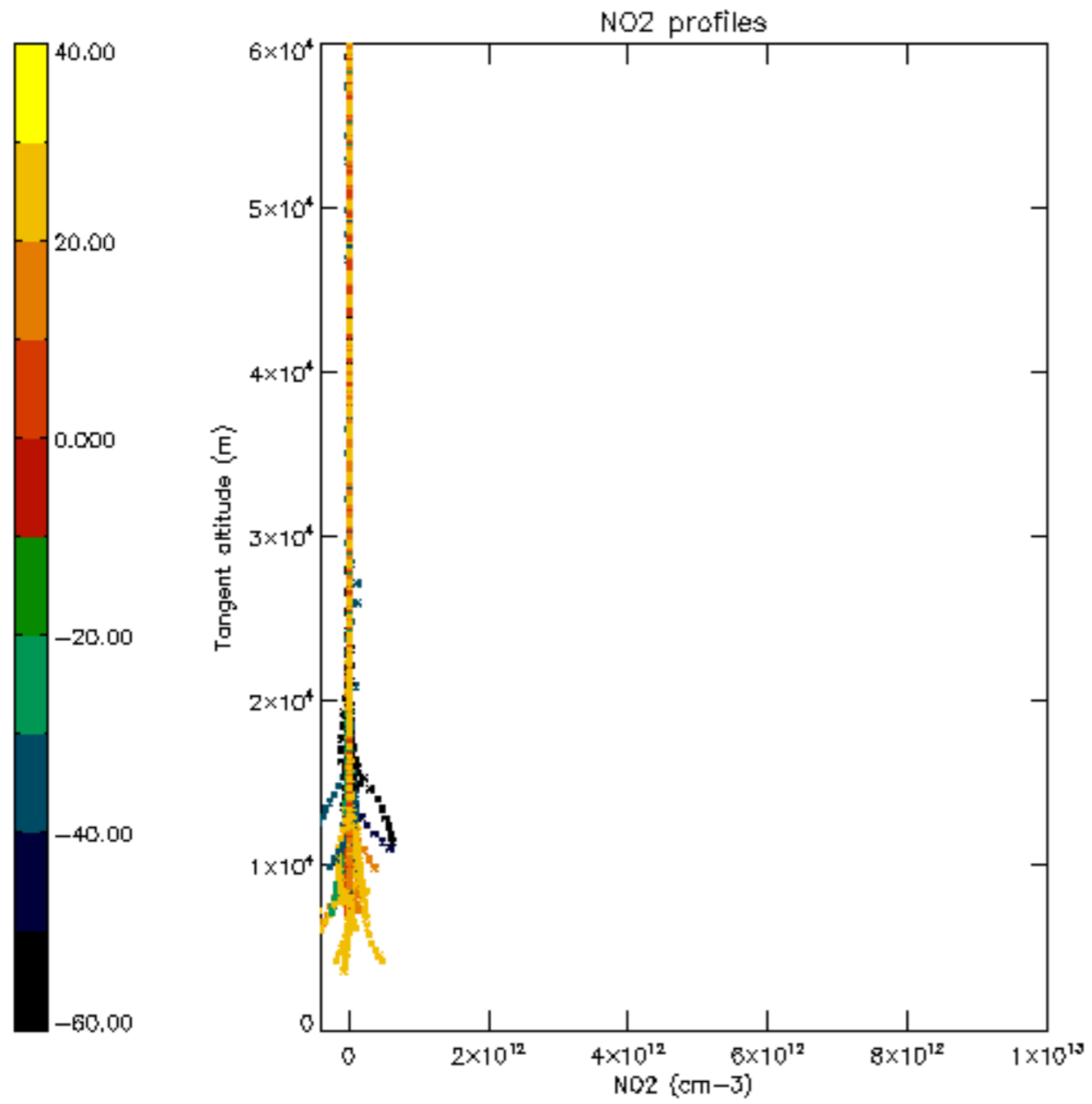


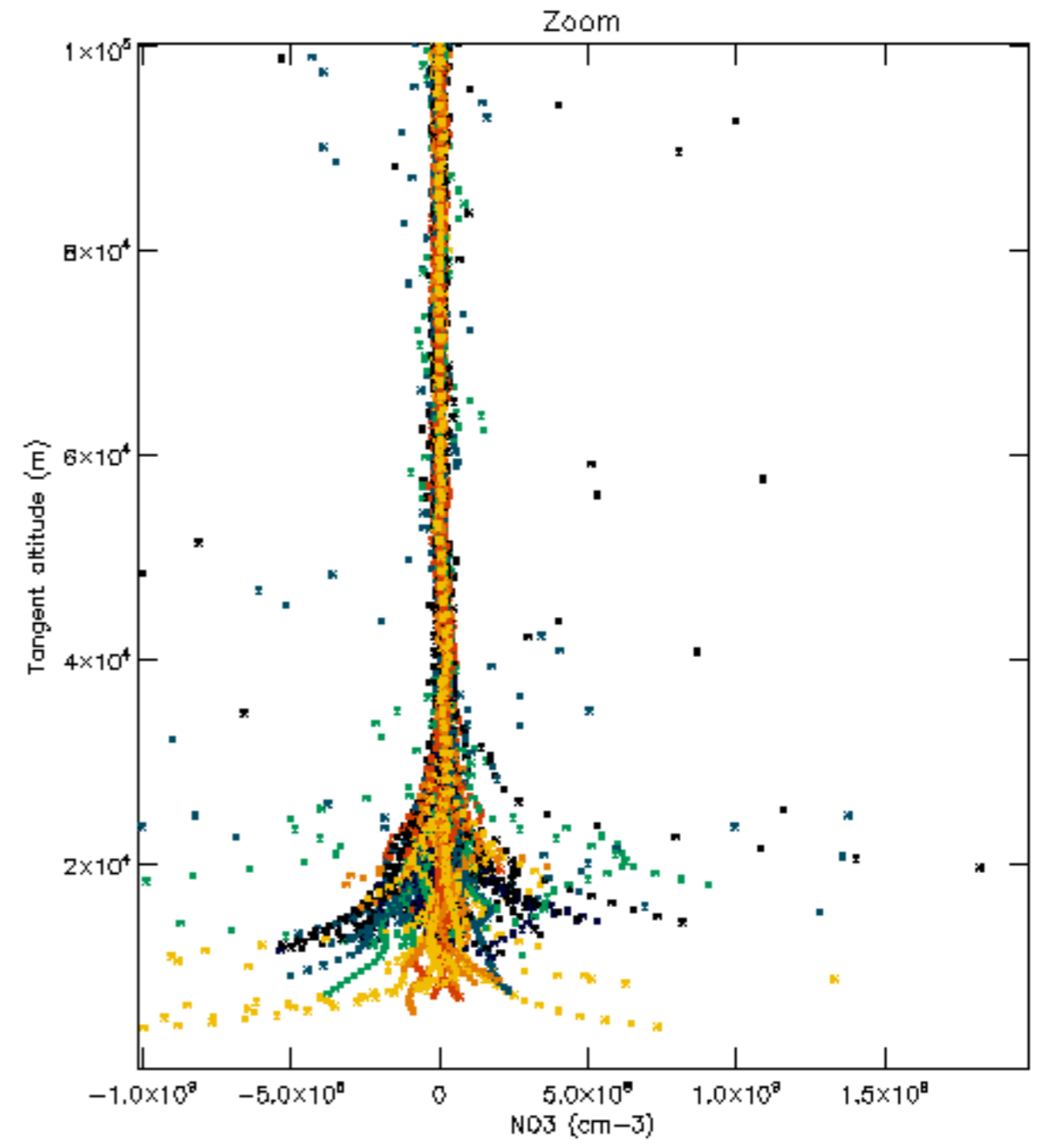
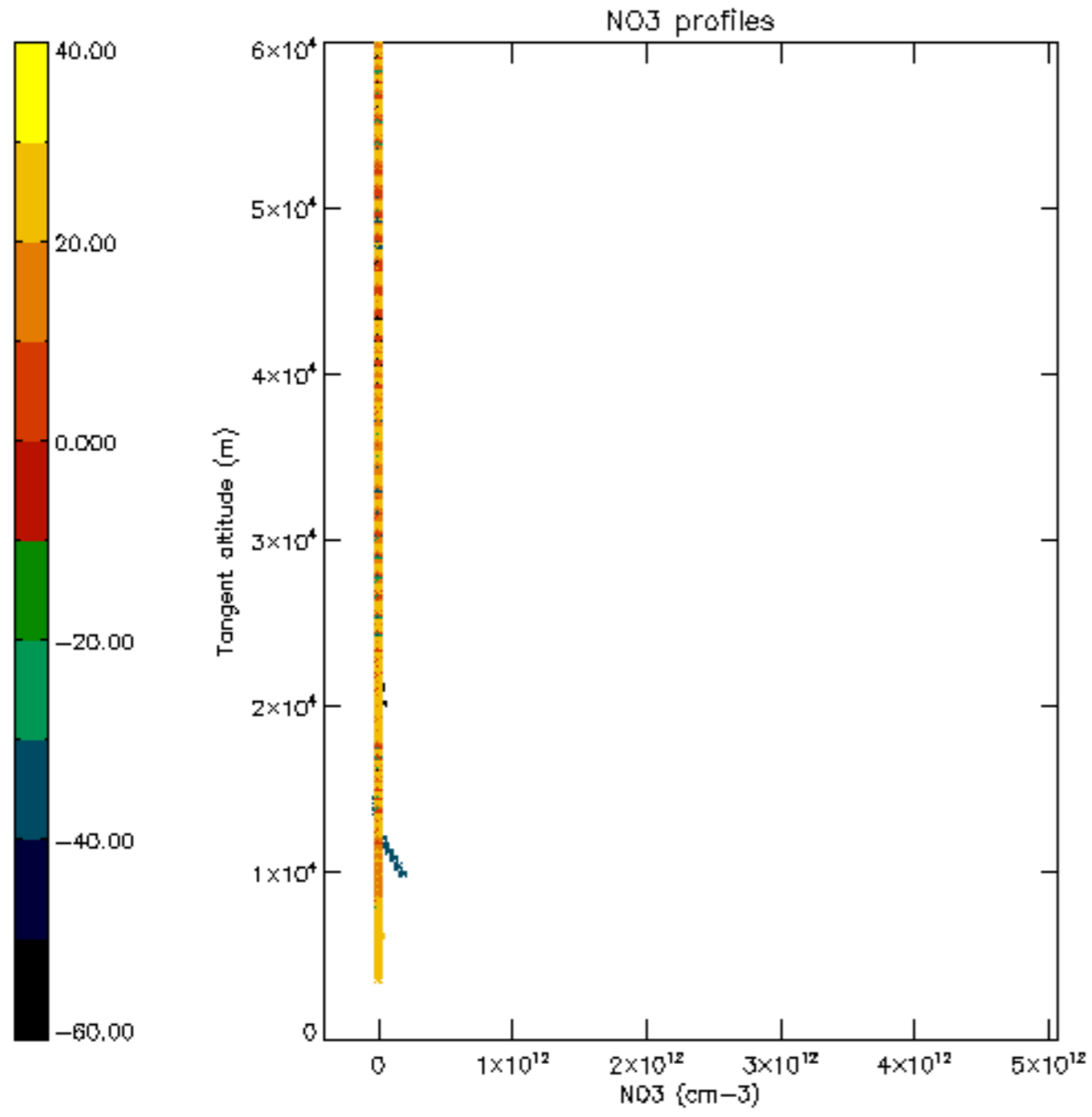


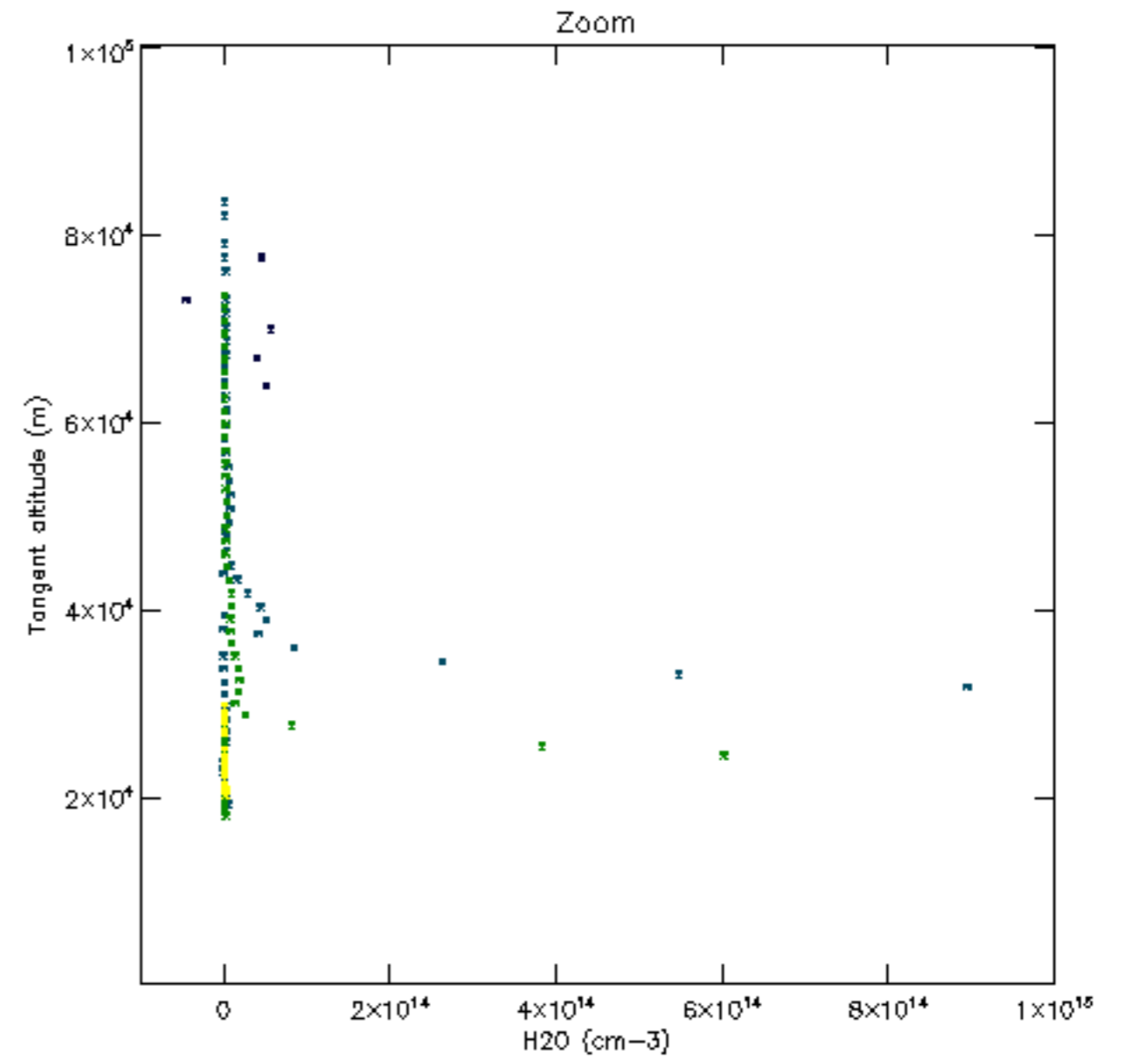
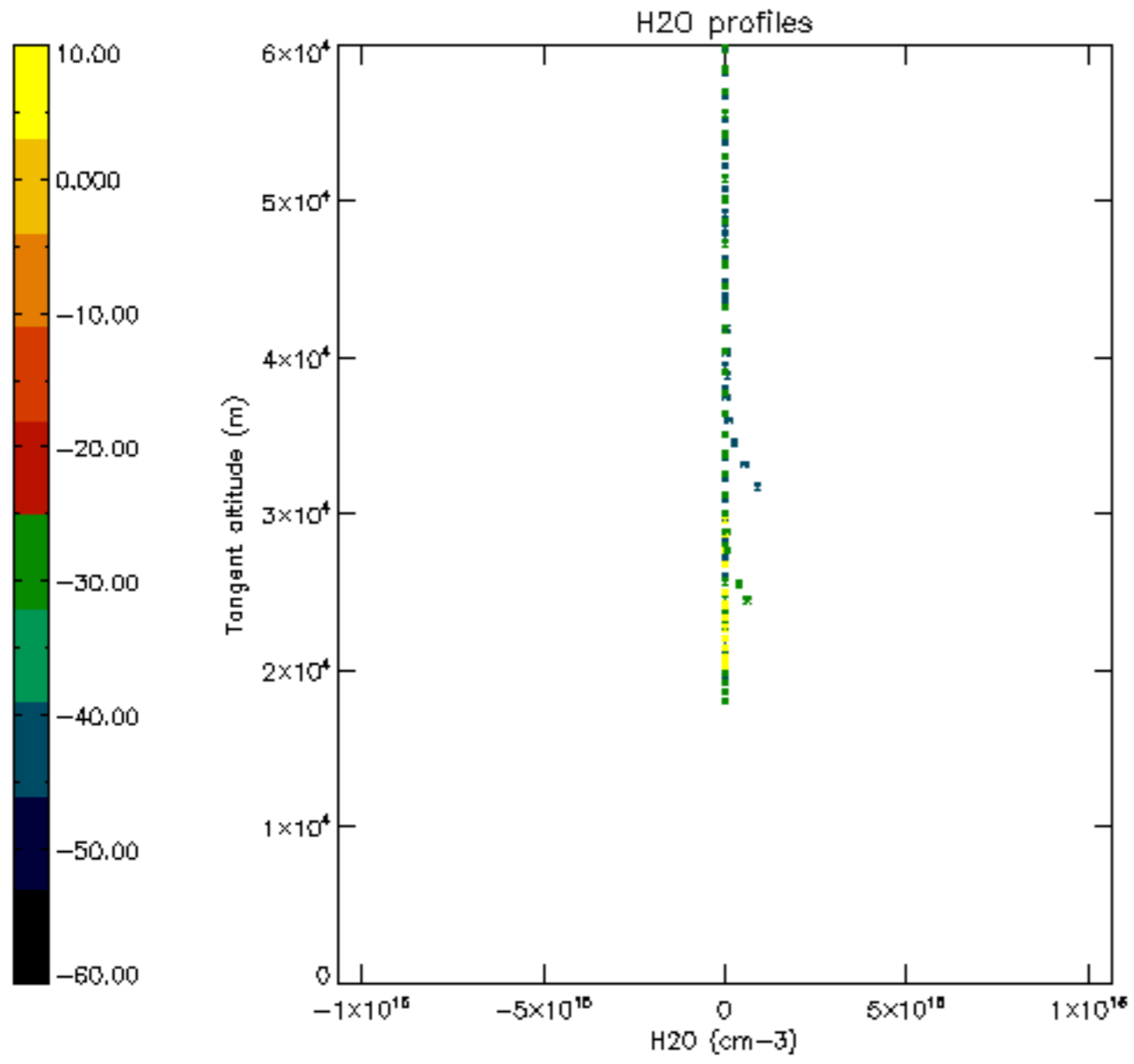


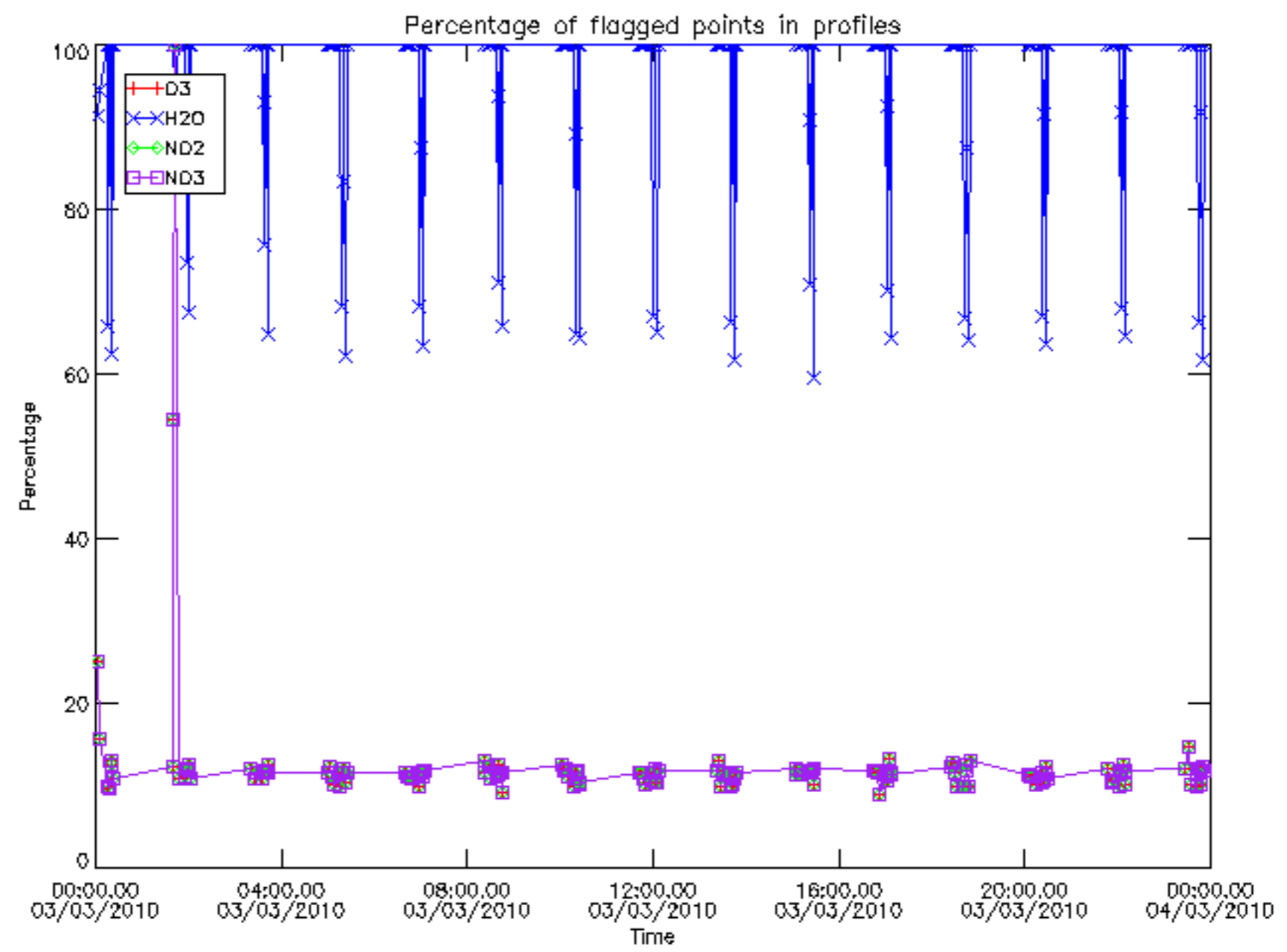




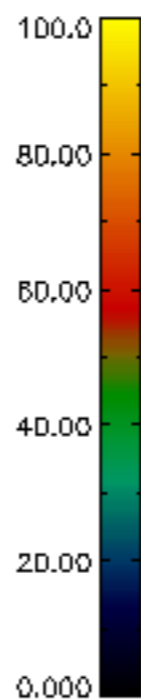
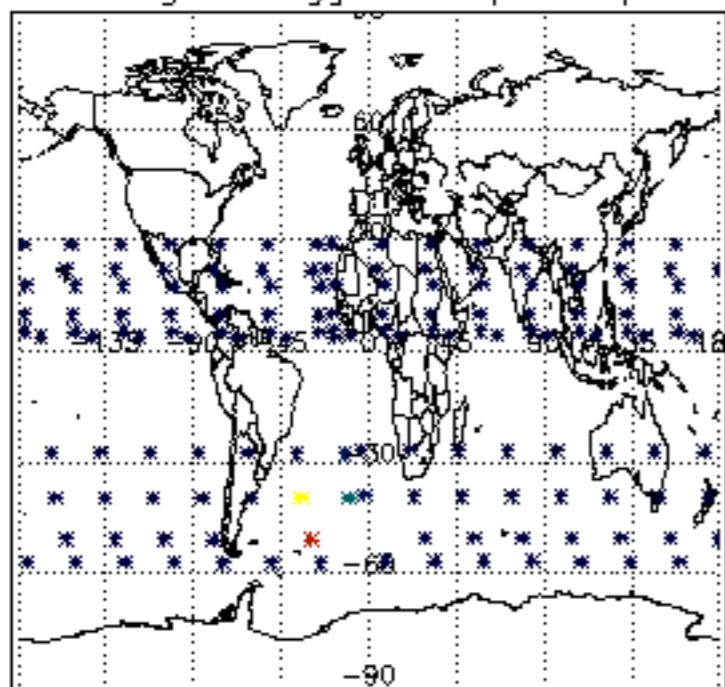




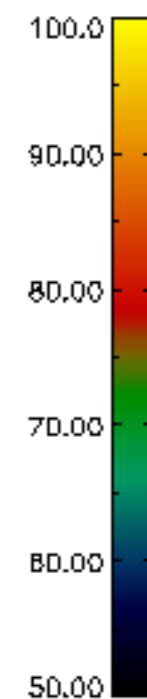
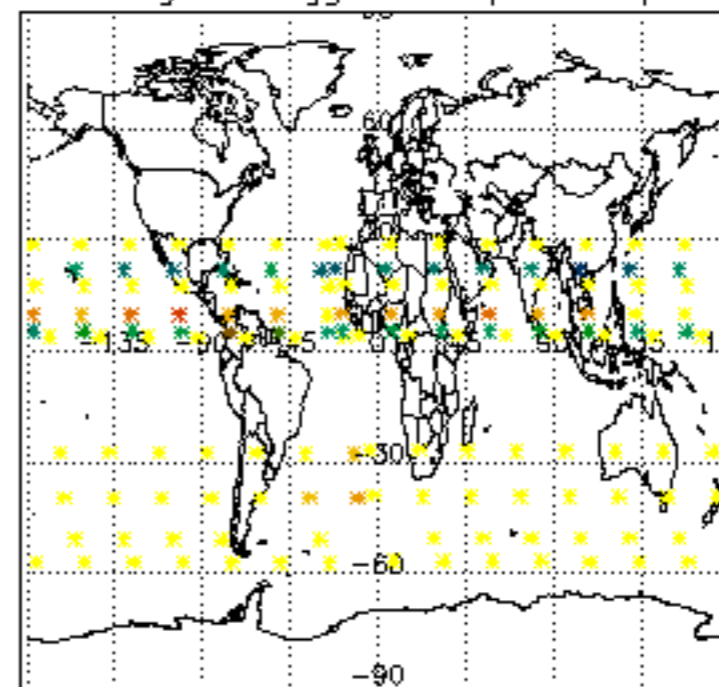




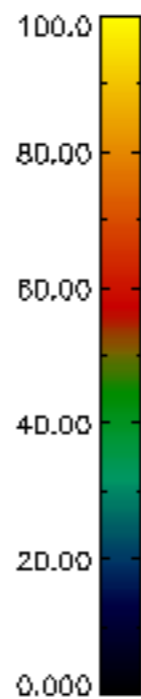
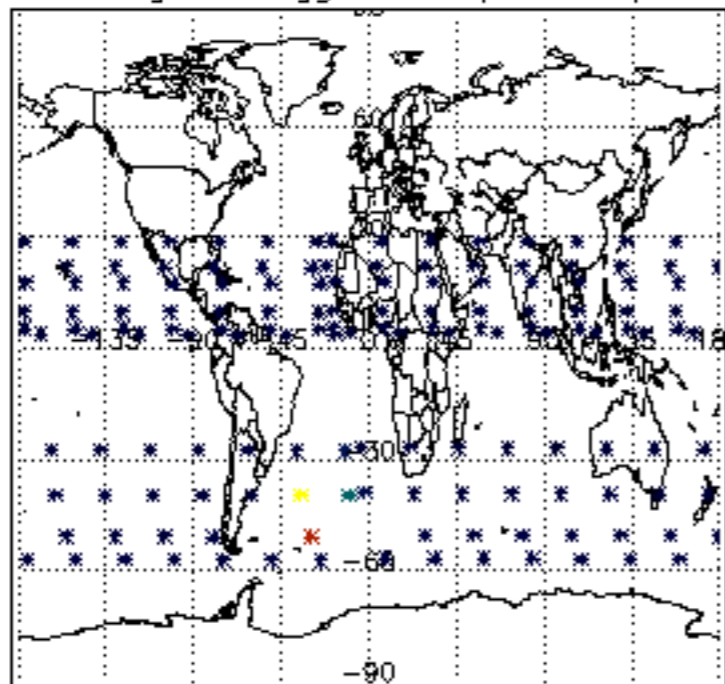
Percentage of flagged data per D3 profile



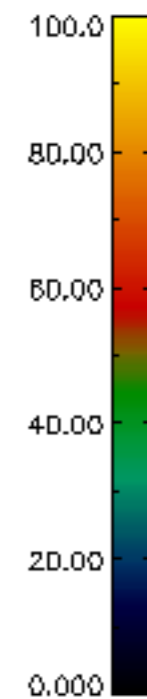
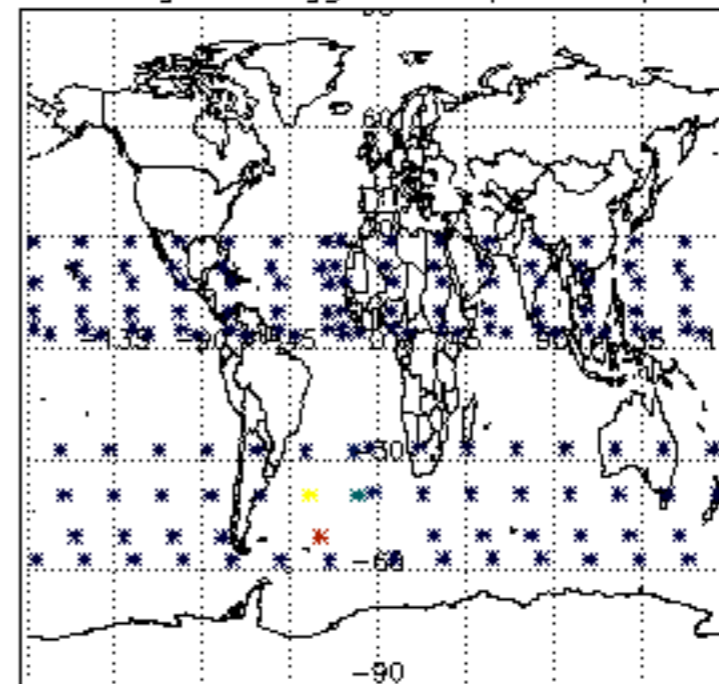
Percentage of flagged data per H2O profile

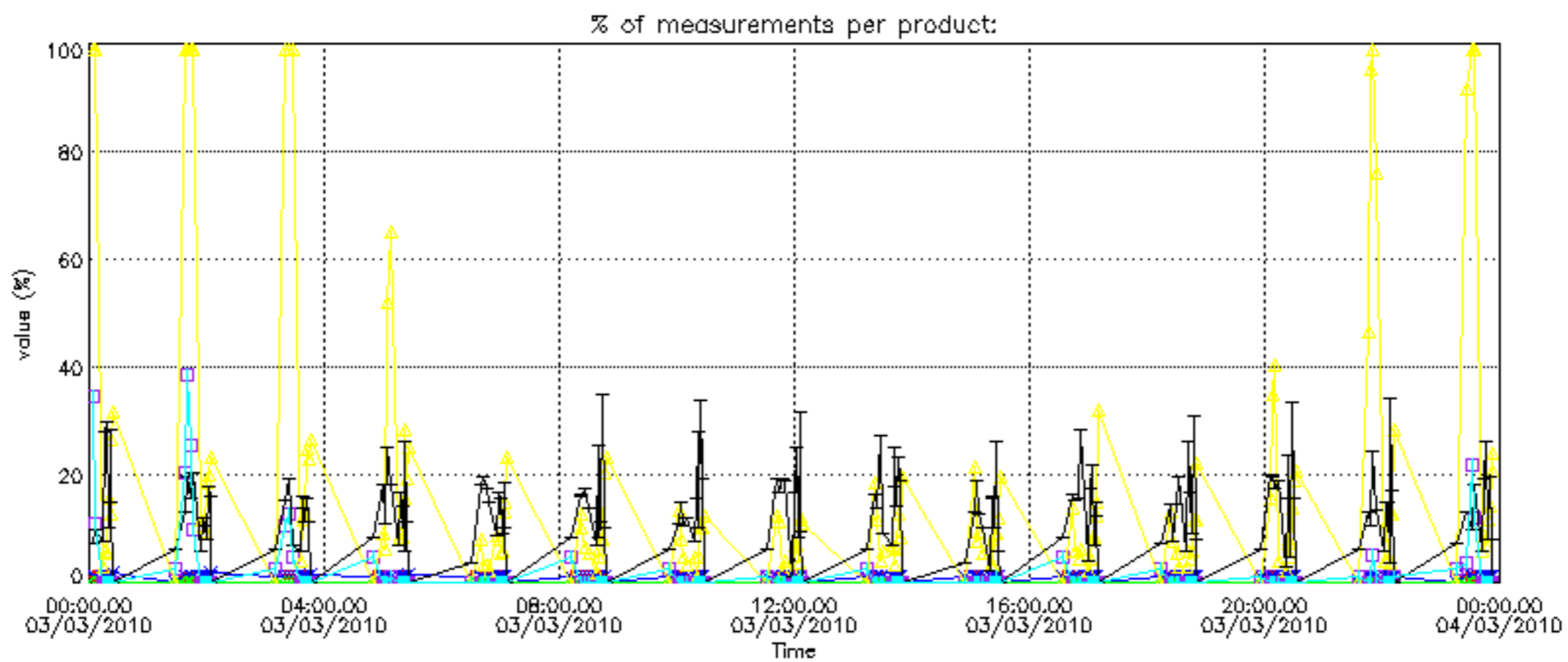
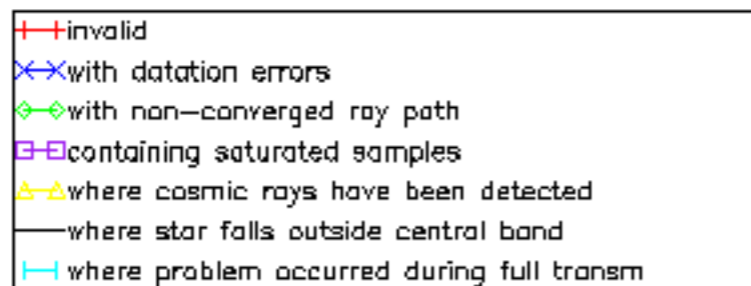


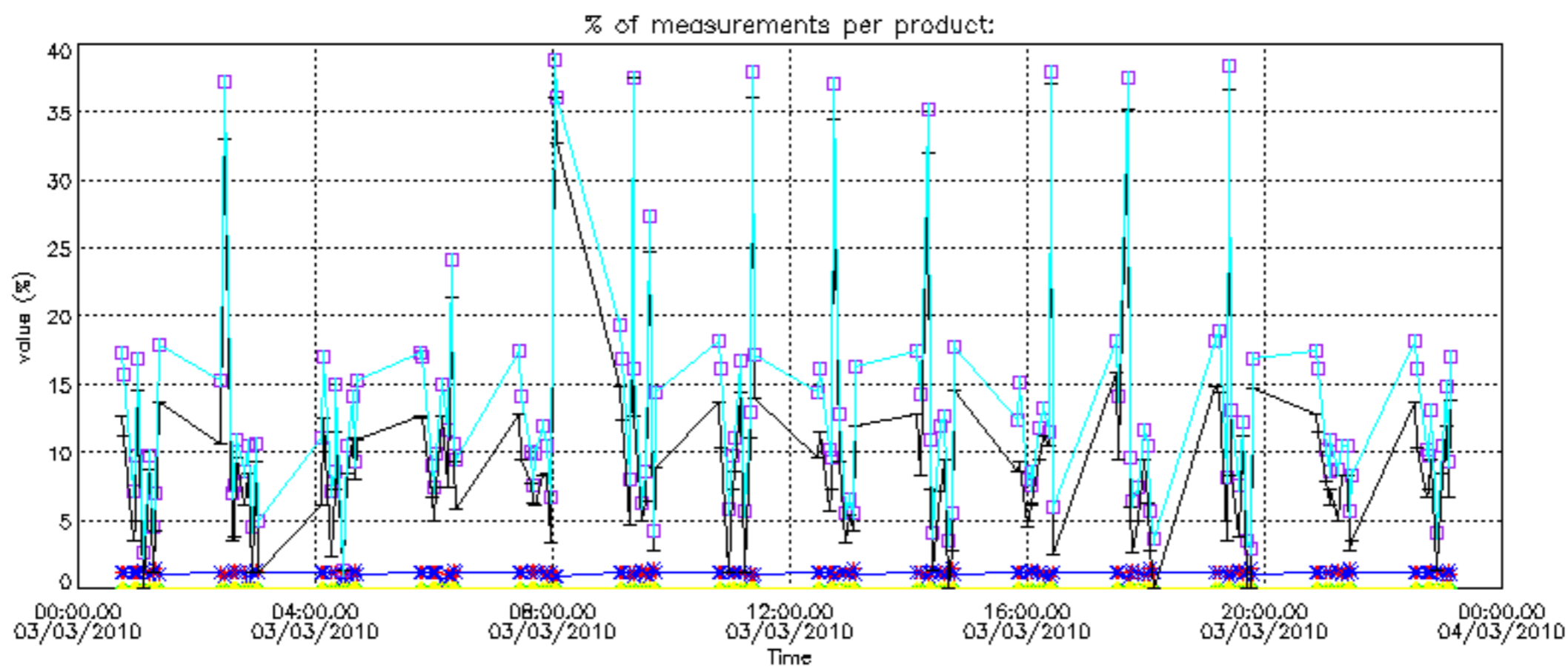
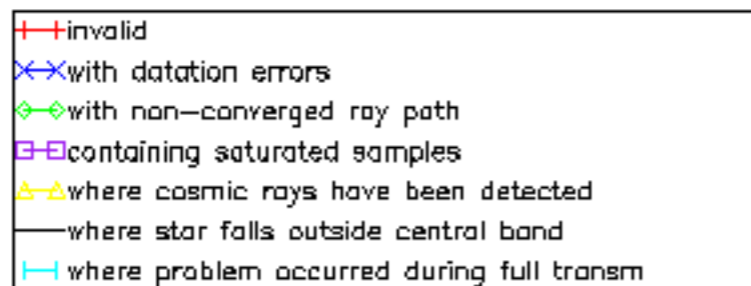
Percentage of flagged data per NO2 profile



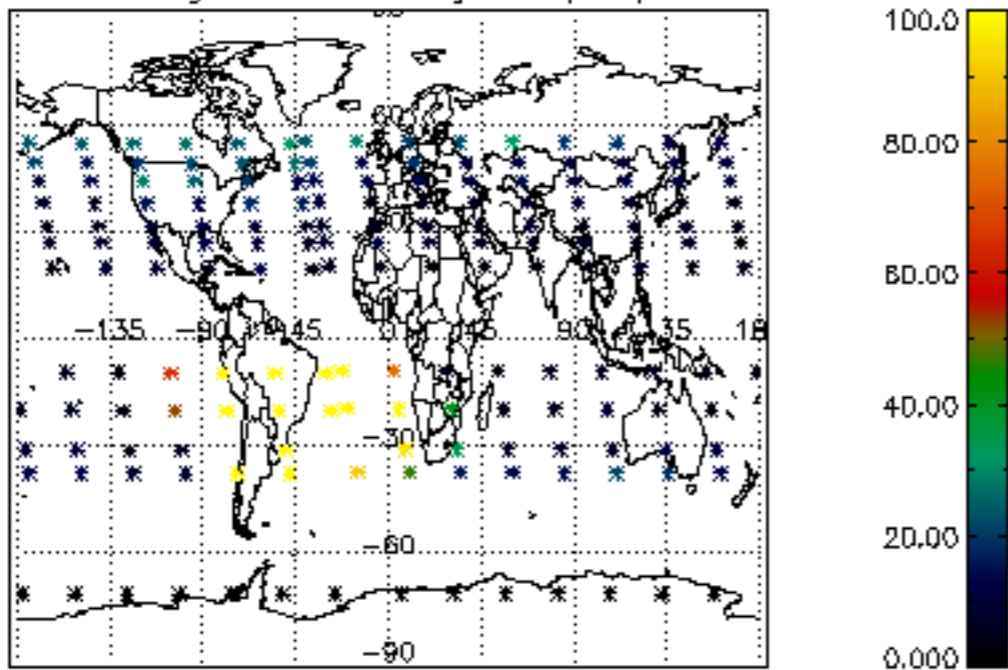
Percentage of flagged data per NO3 profile



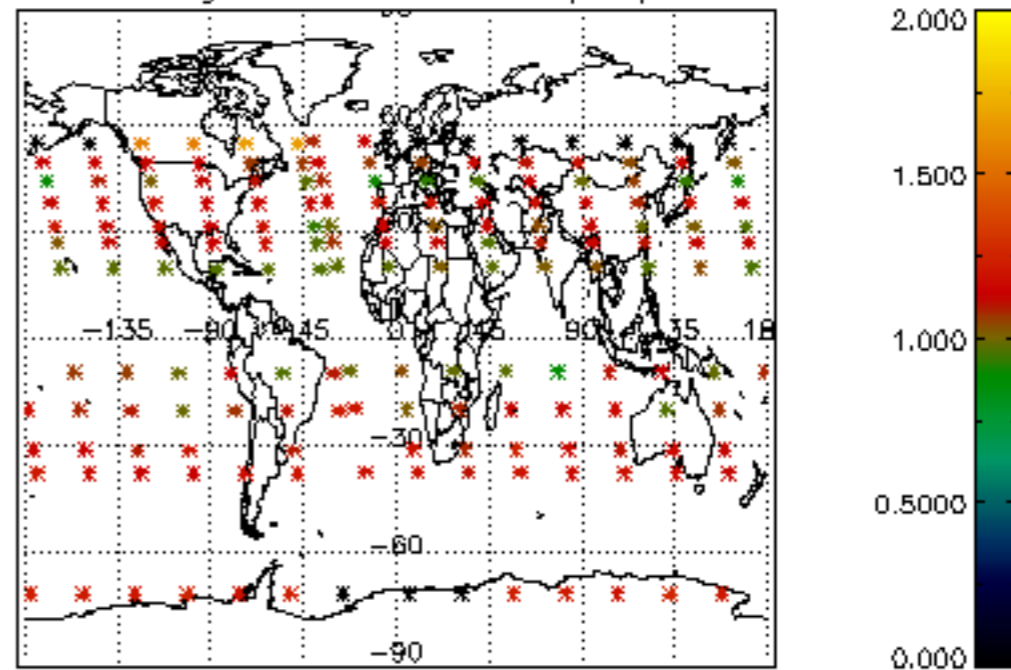




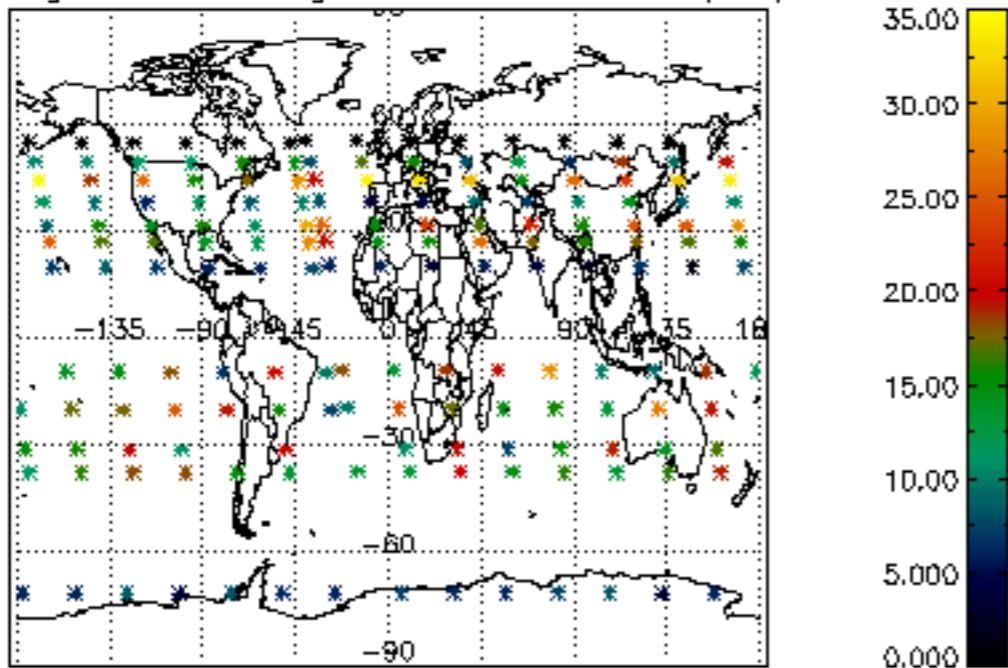
Percentage of cosmic ray hits per profile



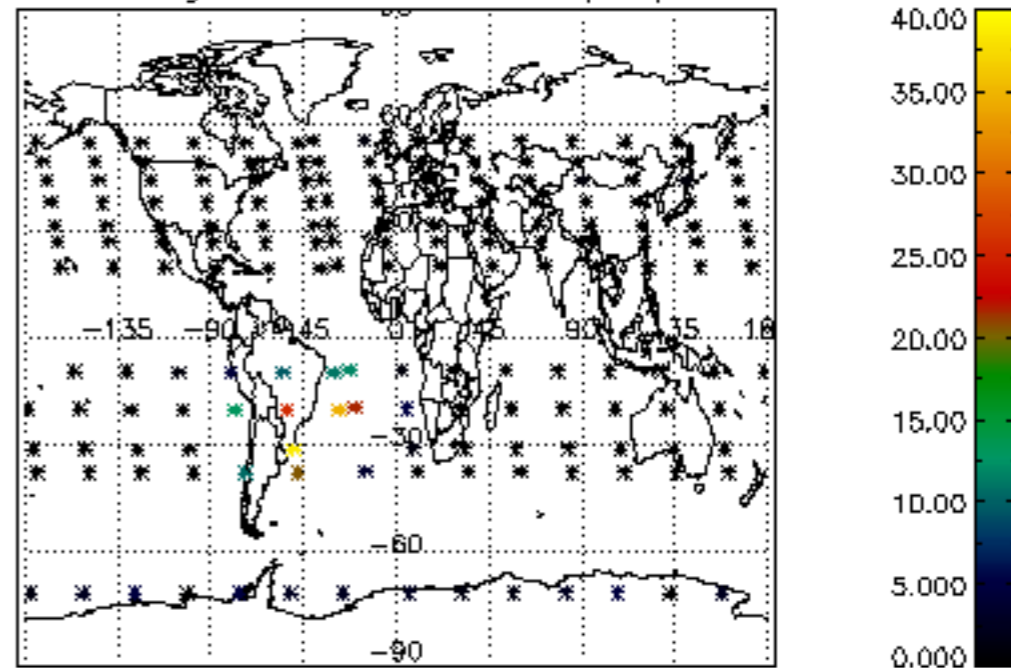
Percentage of datation errors per profile



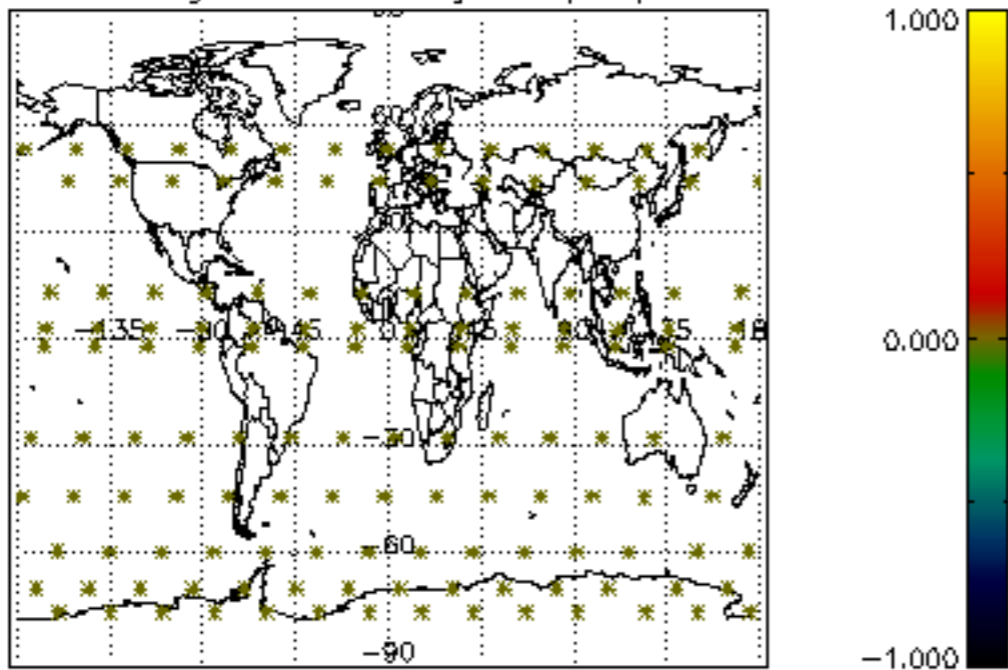
Percentage of star falling outside central band per profile



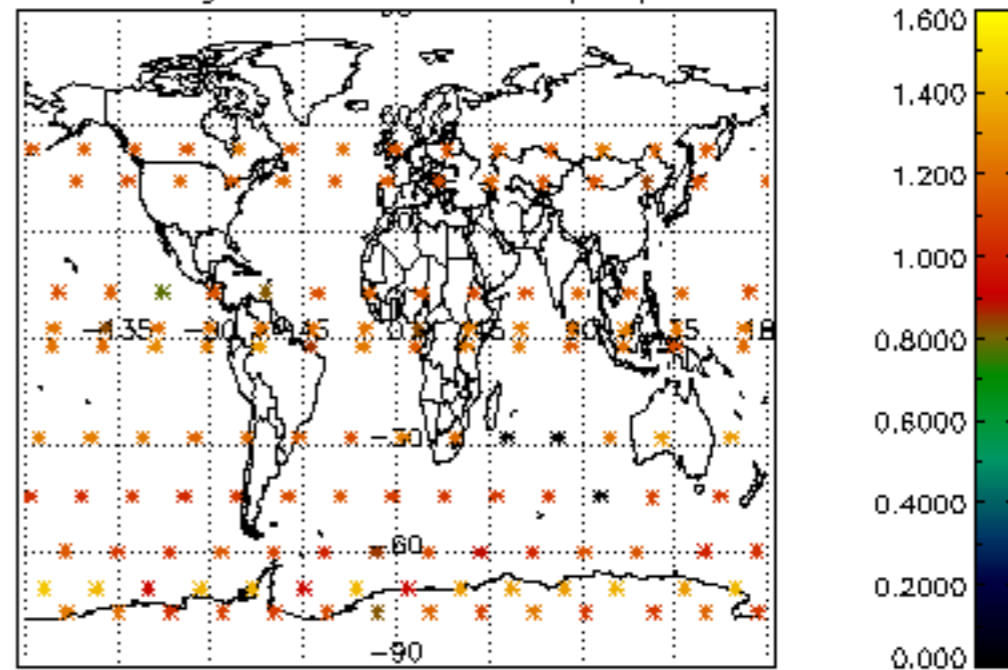
Percentage of saturation errors per profile



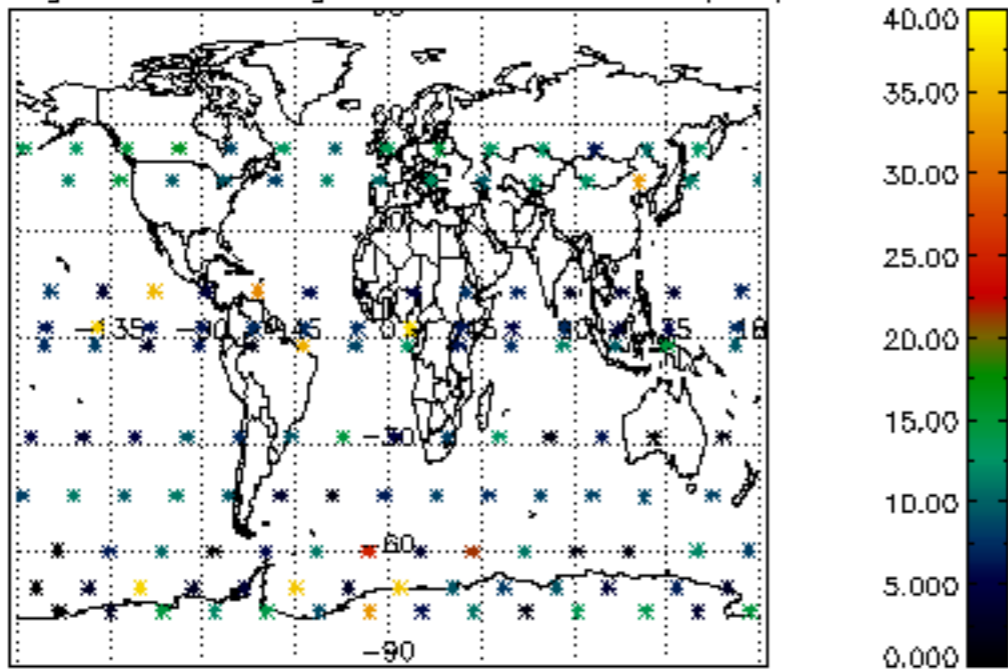
Percentage of cosmic ray hits per profile



Percentage of datation errors per profile



Percentage of star falling outside central band per profile



Percentage of saturation errors per profile

