

GOMOS Level 2 Daily Report

SUMMARY

[1. General Info](#)

[2. Summary of processed GOM_NL_2P products](#)

[3. Level 2 Quality information per product](#)

[3.1 Plot of level 2 quality information per product \(time dependant\)](#)

[3.2 Plot of level 2 quality information per product \(world map\)](#)

[4. Level 1 Quality information per product \(stored on level 2 products\)](#)

[4.1 Plot of level 1 quality information per product \(time dependant\)](#)

[4.1.1 Plot of level 1 quality information per product \(time dependant\): ASCENDING](#)

[4.1.2 Plot of level 1 quality information per product \(time dependant\): DESCENDING](#)

[4.2 Plot of level 1 quality information per product \(world map\)](#)

[4.2.1 Plot of level 1 quality information per product \(world map\): ASCENDING](#)

[4.2.2 Plot of level 1 quality information per product \(world map\): DESCENDING](#)

[5. Ozone profiles based on quality statistics and other trace gas profiles](#)

[5.1 Ozone statistics based on quality of products](#)

[5.2 Plot ozone profiles for all STD \(dark without errors\)](#)

[5.3 Plot ozone profiles where STD < 20% \(dark without errors\)](#)

[5.4. Plot ozone profiles where STD < 10% \(dark without errors\)](#)

[5.5. Plot ozone profiles where STD < 5% \(dark without errors\)](#)

[5.6 Plot NO2 profiles for all STD \(dark without errors\)](#)

[5.7 Plot NO3 profiles for all STD \(dark without errors\)](#)

[5.8 Plot H2O profiles \(only for occultations of stars 1,2,3,4,13,14,16,26,63 dark without errors\) for all STD](#)

[6. Auxiliary Data Files used for the production reported in section 2](#)

This report presents the daily analysis on parameters extracted from GOMOS level 2 data (GOM_NL__2P). It is intended to monitor some important parameters that will impact the quality of these products. A list of level 2 products (and content) that have arrived during the reporting day to the PCF is also given.

Item	Value
Time of report generation	26APR2013 17:43:41
Data source version	GOMOS/6.01
Start time of products	28-02-2010 (28FEB2010 00:00:00)
Stop time of products	01-03-2010 (01MAR2010 00:00:00)
Store outputs in DB	Yes
Nb of level 2 prods	274
Nb of prods with errors	0

2. Summary of processed GOM_NL__2P products.

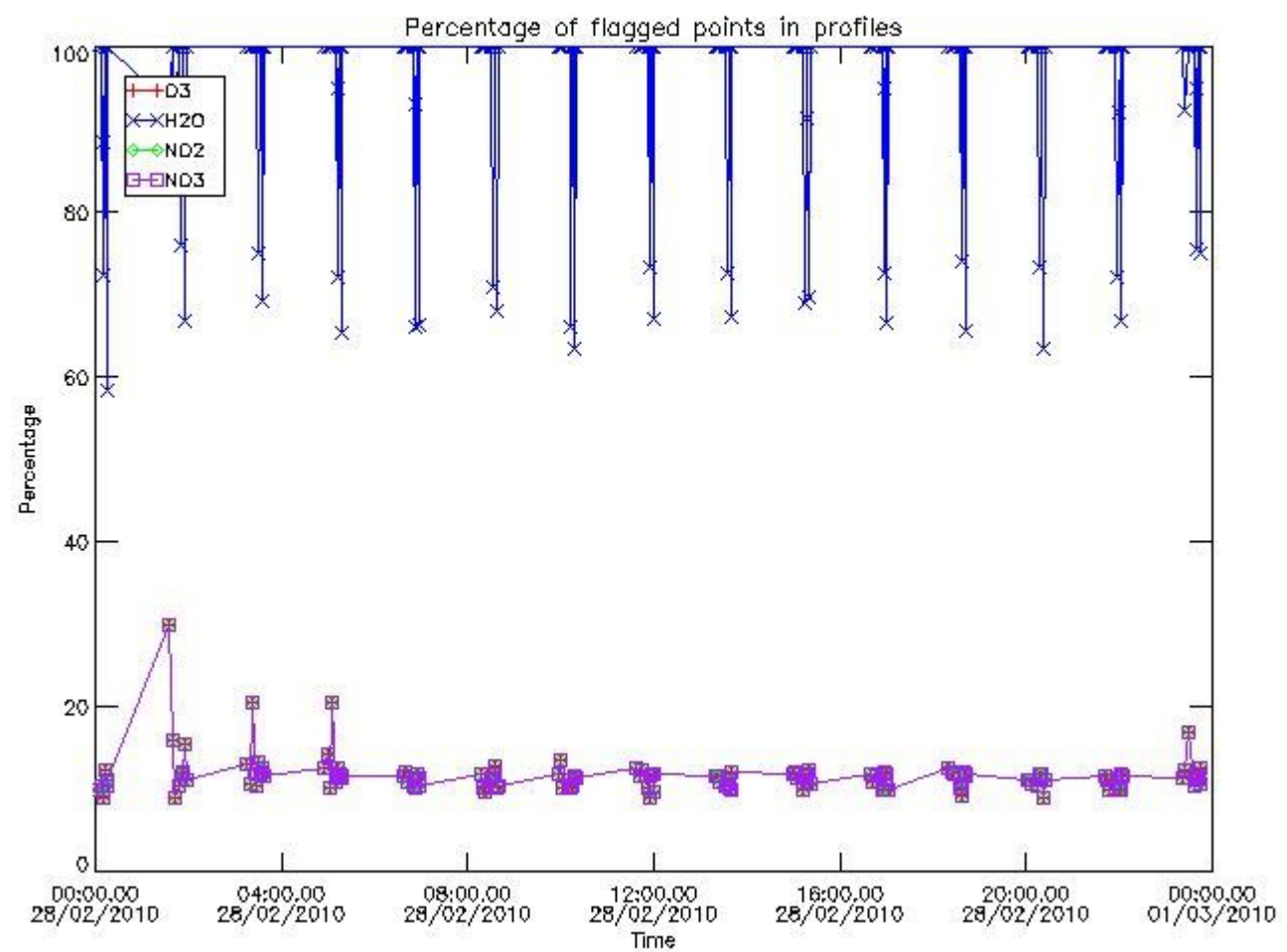
Nr	Filename	UTC Start time	Limb	Duration	Star Id	Star Name	Star Mag	Star Temp	Nb Meas	Orbit	Prod. error
1	GOM_NL__2PRFIN20100228_000138_000000572087_00173_41810_7090.N1	28-FEB-2010 00:01:38	Dark	56.500	75	26Eps Sco	2.2910	4250.0	113	41810	No
2	GOM_NL__2PRFIN20100228_000733_000000492087_00174_41811_7078.N1	28-FEB-2010 00:07:33	Dark	49.000	131	Gam Lup	2.8000	26000.	98	41811	No
3	GOM_NL__2PRFIN20100228_000959_000000572087_00174_41811_7079.N1	28-FEB-2010 00:09:59	Dark	56.500	4	Alp1Cen	-0.010000	5800.0	113	41811	No
4	GOM_NL__2PRFIN20100228_001118_000000522087_00174_41811_7080.N1	28-FEB-2010 00:11:18	Dark	52.000	10	Bet Cen	0.61000	28000.	104	41811	No
5	GOM_NL__2PRFIN20100228_001304_000000422087_00174_41811_7081.N1	28-FEB-2010 00:13:04	Dark	41.500	77	Eps Cen	2.3030	28000.	83	41811	No
6	GOM_NL__2PRFIN20100228_001456_000000502087_00174_41811_7082.N1	28-FEB-2010 00:14:56	Dark	49.500	26	Gam Cru	1.6240	2900.0	99	41811	No
7	GOM_NL__2PRFIN20100228_001619_000000462087_00174_41811_7083.N1	28-FEB-2010 00:16:19	Dark	46.000	64	Gam Cen	2.2000	10600.	92	41811	No
8	GOM_NL__2PRFIN20100228_003824_000000452087_00174_41811_7084.N1	28-FEB-2010 00:38:24	Bright	44.500	22	32Alp Leo	1.3600	15200.	89	41811	No
9	GOM_NL__2PRFIN20100228_004104_000000462087_00174_41811_7085.N1	28-FEB-2010 00:41:04	Bright	45.500	51	41Gam1Leo	2.0100	4500.0	91	41811	No
10	GOM_NL__2PRFIN20100228_005006_000000452087_00174_41811_7086.N1	28-FEB-2010 00:50:06	Bright	44.500	174	52Psi UMa	3.0040	4400.0	89	41811	No
11	GOM_NL__2PRFIN20100228_005247_000000422087_00174_41811_7087.N1	28-FEB-2010 00:52:47	Bright	42.000	82	48Bet UMa	2.3650	10600.	84	41811	No
12	GOM_NL__2PRFIN20100228_005410_000000652087_00174_41811_7088.N1	28-FEB-2010 00:54:10	Bright	64.500	87	64Gam UMa	2.4330	11000.	129	41811	No
13	GOM_NL__2PRFIN20100228_010115_000000572087_00174_41811_7089.N1	28-FEB-2010 01:01:15	Bright	56.500	60	7Bet UMi	2.0810	3950.0	113	41811	No
14	GOM_NL__2PRFIN20100228_010559_000000482087_00174_41811_7090.N1	28-FEB-2010 01:05:59	Bright	47.500	119	14Eta Dra	2.7270	4700.0	95	41811	No
15	GOM_NL__2PRFIN20100228_011019_000000472087_00174_41811_7091.N1	28-FEB-2010 01:10:19	Bright	46.500	130	23Bet Dra	2.7990	5800.0	93	41811	No
16	GOM_NL__2PRFIN20100228_011308_000000352087_00174_41811_7092.N1	28-FEB-2010 01:13:08	Bright	34.500	144	18Del Cyg	2.8600	11000.	69	41811	No
17	GOM_NL__2PRFIN20100228_011517_000000472087_00174_41811_7093.N1	28-FEB-2010 01:15:17	Bright	46.500	5	3Alp Lyr	0.033000	11000.	93	41811	No
18	GOM_NL__2PRFIN20100228_012249_000000402087_00174_41811_7094.N1	28-FEB-2010 01:22:49	Bright	39.500	168	17Zet Aql	2.9860	11000.	79	41811	No
19	GOM_NL__2PRFIN20100228_013422_000000442087_00174_41811_7095.N1	28-FEB-2010 01:34:22	Dark	44.000	57	34Sig Sgr	2.0660	26000.	88	41811	No
20	GOM_NL__2PRFIN20100228_014014_000000452087_00174_41811_7096.N1	28-FEB-2010 01:40:14	Dark	45.000	25	35Lam Sco	1.6200	28000.	90	41811	No
21	GOM_NL__2PRFIN20100228_014216_000000572087_00174_41811_7097.N1	28-FEB-2010 01:42:16	Dark	56.500	75	26Eps Sco	2.2910	4250.0	113	41811	No
22	GOM_NL__2PRFIN20100228_014810_000000492087_00175_41812_7086.N1	28-FEB-2010 01:48:10	Dark	49.000	131	Gam Lup	2.8000	26000.	98	41812	No
23	GOM_NL__2PRFIN20100228_015036_000000462087_00175_41812_7087.N1	28-FEB-2010 01:50:36	Dark	46.000	4	Alp1Cen	-0.010000	5800.0	92	41812	No
24	GOM_NL__2PRFIN20100228_015155_000000432087_00175_41812_7088.N1	28-FEB-2010 01:51:55	Dark	43.000	10	Bet Cen	0.61000	28000.	86	41812	No
25	GOM_NL__2PRFIN20100228_015341_000000432087_00175_41812_7089.N1	28-FEB-2010 01:53:41	Dark	42.500	77	Eps Cen	2.3030	28000.	85	41812	No
26	GOM_NL__2PRFIN20100228_015533_000000562087_00175_41812_7090.N1	28-FEB-2010 01:55:33	Dark	56.000	26	Gam Cru	1.6240	2900.0	112	41812	No
27	GOM_NL__2PRFIN20100228_015656_000000462087_00175_41812_7091.N1	28-FEB-2010 01:56:56	Dark	46.000	64	Gam Cen	2.2000	10600.	92	41812	No
28	GOM_NL__2PRFIN20100228_021900_000000462087_00175_41812_7092.N1	28-FEB-2010 02:19:00	Bright	45.500	22	32Alp Leo	1.3600	15200.	91	41812	No
29	GOM_NL__2PRFIN20100228_022139_000000462087_00175_41812_7093.N1	28-FEB-2010 02:21:39	Bright	45.500	51	41Gam1Leo	2.0100	4500.0	91	41812	No
30	GOM_NL__2PRFIN20100228_023041_000000462087_00175_41812_7094.N1	28-FEB-2010 02:30:41	Bright	46.000	174	52Psi UMa	3.0040	4400.0	92	41812	No
31	GOM_NL__2PRFIN20100228_024150_000000402087_00175_41812_7095.N1	28-FEB-2010 02:41:50	Bright	40.000	60	7Bet UMi	2.0810	3950.0	80	41812	No
32	GOM_NL__2PRFIN20100228_024634_000000462087_00175_41812_7096.N1	28-FEB-2010 02:46:34	Bright	46.000	119	14Eta Dra	2.7270	4700.0	92	41812	No
33	GOM_NL__2PRFIN20100228_025054_000000652087_00175_41812_7097.N1	28-FEB-2010 02:50:54	Bright	65.000	130	23Bet Dra	2.7990	5800.0	130	41812	No
34	GOM_NL__2PRFIN20100228_025344_000000342087_00175_41812_7098.N1	28-FEB-2010 02:53:44	Bright	34.000	144	18Del Cyg	2.8600	11000.	68	41812	No
35	GOM_NL__2PRFIN20100228_025553_000000422087_00175_41812_7099.N1	28-FEB-2010 02:55:53	Bright	41.500	5	3Alp Lyr	0.033000	11000.	83	41812	No
36	GOM_NL__2PRFIN20100228_030325_000000402087_00175_41812_7100.N1	28-FEB-2010 03:03:25	Bright	40.000	168	17Zet Aql	2.9860	11000.	80	41812	No
37	GOM_NL__2PRFIN20100228_031459_000000402087_00175_41812_7101.N1	28-FEB-2010 03:14:59	Dark	39.500	57	34Sig Sgr	2.0660	26000.	79	41812	No
38	GOM_NL__2PRFIN20100228_032051_000000532087_00175_41812_7102.N1	28-FEB-2010 03:20:51	Dark	52.500	25	35Lam Sco	1.6200	28000.	105	41812	No
39	GOM_NL__2PRFIN20100228_032305_000000252087_00175_41812_7103.N1	28-FEB-2010 03:23:05	Dark	25.000	136	23Tau Sco	2.8220	30000.	50	41812	No
40	GOM_NL__2PRFIN20100228_032847_000000502087_00176_41813_7094.N1	28-FEB-2010 03:28:47	Dark	49.500	131	Gam Lup	2.8000	26000.	99	41813	No
41	GOM_NL__2PRFIN20100228_033112_000000432087_00176_41813_7095.N1	28-FEB-2010 03:31:12	Dark	42.500	4	Alp1Cen	-0.010000	5800.0	85	41813	No
42	GOM_NL__2PRFIN20100228_033232_000000442087_00176_41813_7096.N1	28-FEB-2010 03:32:32	Dark	43.500	10	Bet Cen	0.61000	28000.	87	41813	No

161	GOM_NL__2PRFIN20100228_140549_000000452087_00182_41819_7170.N1	28-FEB-2010 14:05:49	Bright	44.500	51	41Gam1Leo	2.0100	4500.0	89	41819	No
162	GOM_NL__2PRFIN20100228_141448_000000672087_00182_41819_7171.N1	28-FEB-2010 14:14:48	Bright	67.000	174	52Psi UMa	3.0040	4400.0	134	41819	No
163	GOM_NL__2PRFIN20100228_141731_000000612087_00182_41819_7172.N1	28-FEB-2010 14:17:31	Bright	61.000	82	48Bet UMa	2.3650	10600.	122	41819	No
164	GOM_NL__2PRFIN20100228_142600_000000422087_00182_41819_7173.N1	28-FEB-2010 14:26:00	Bright	42.000	60	7Bet UMi	2.0810	3950.0	84	41819	No
165	GOM_NL__2PRFIN20100228_143042_000000472087_00182_41819_7174.N1	28-FEB-2010 14:30:42	Bright	47.000	119	14Eta Dra	2.7270	4700.0	94	41819	No
166	GOM_NL__2PRFIN20100228_143504_000000492087_00182_41819_7175.N1	28-FEB-2010 14:35:04	Bright	48.500	130	23Bet Dra	2.7990	5800.0	97	41819	No
167	GOM_NL__2PRFIN20100228_143756_000000352087_00182_41819_7176.N1	28-FEB-2010 14:37:56	Bright	34.500	144	18Del Cyg	2.8600	11000.	69	41819	No
168	GOM_NL__2PRFIN20100228_144006_000000432087_00182_41819_7177.N1	28-FEB-2010 14:40:06	Bright	42.500	5	3Alp Lyr	0.033000	11000.	85	41819	No
169	GOM_NL__2PRFIN20100228_144739_000000392087_00182_41819_7178.N1	28-FEB-2010 14:47:39	Bright	39.000	168	17Zet Aql	2.9860	11000.	78	41819	No
170	GOM_NL__2PRFIN20100228_145914_000000442087_00182_41819_7179.N1	28-FEB-2010 14:59:14	Dark	43.500	57	34Sig Sgr	2.0660	26000.	87	41819	No
171	GOM_NL__2PRFIN20100228_150219_000000432087_00182_41819_7180.N1	28-FEB-2010 15:02:19	Dark	42.500	38	20Eps Sgr	1.8360	11000.	85	41819	No
172	GOM_NL__2PRFIN20100228_150508_000000492087_00182_41819_7181.N1	28-FEB-2010 15:05:08	Dark	49.000	25	35Lam Sco	1.6200	28000.	98	41819	No
173	GOM_NL__2PRFIN20100228_151307_000000512087_00183_41820_7171.N1	28-FEB-2010 15:13:07	Dark	51.000	131	Gam Lup	2.8000	26000.	102	41820	No
174	GOM_NL__2PRFIN20100228_151528_000000442087_00183_41820_7172.N1	28-FEB-2010 15:15:28	Dark	44.000	4	Alp1Cen	-0.010000	5800.0	88	41820	No
175	GOM_NL__2PRFIN20100228_151647_000000472087_00183_41820_7173.N1	28-FEB-2010 15:16:47	Dark	47.000	10	Bet Cen	0.61000	28000.	94	41820	No
176	GOM_NL__2PRFIN20100228_151834_000000432087_00183_41820_7174.N1	28-FEB-2010 15:18:34	Dark	43.000	77	Eps Cen	2.3030	28000.	86	41820	No
177	GOM_NL__2PRFIN20100228_152024_000000422087_00183_41820_7175.N1	28-FEB-2010 15:20:24	Dark	41.500	26	Gam Cru	1.6240	2900.0	83	41820	No
178	GOM_NL__2PRFIN20100228_152148_000000482087_00183_41820_7176.N1	28-FEB-2010 15:21:48	Dark	47.500	64	Gam Cen	2.2000	10600.	95	41820	No
179	GOM_NL__2PRFIN20100228_154345_000000442087_00183_41820_7177.N1	28-FEB-2010 15:43:45	Bright	43.500	22	32Alp Leo	1.3600	15200.	87	41820	No
180	GOM_NL__2PRFIN20100228_154624_000000452087_00183_41820_7178.N1	28-FEB-2010 15:46:24	Bright	45.000	51	41Gam1Leo	2.0100	4500.0	90	41820	No
181	GOM_NL__2PRFIN20100228_155524_000000462087_00183_41820_7179.N1	28-FEB-2010 15:55:24	Bright	45.500	174	52Psi UMa	3.0040	4400.0	91	41820	No
182	GOM_NL__2PRFIN20100228_155806_000000612087_00183_41820_7180.N1	28-FEB-2010 15:58:06	Bright	61.000	82	48Bet UMa	2.3650	10600.	122	41820	No
183	GOM_NL__2PRFIN20100228_160635_000000422087_00183_41820_7181.N1	28-FEB-2010 16:06:35	Bright	42.000	60	7Bet UMi	2.0810	3950.0	84	41820	No
184	GOM_NL__2PRFIN20100228_161118_000000472087_00183_41820_7182.N1	28-FEB-2010 16:11:18	Bright	47.000	119	14Eta Dra	2.7270	4700.0	94	41820	No
185	GOM_NL__2PRFIN20100228_161540_000000482087_00183_41820_7183.N1	28-FEB-2010 16:15:40	Bright	48.000	130	23Bet Dra	2.7990	5800.0	96	41820	No
186	GOM_NL__2PRFIN20100228_161832_000000372087_00183_41820_7184.N1	28-FEB-2010 16:18:32	Bright	36.500	144	18Del Cyg	2.8600	11000.	73	41820	No
187	GOM_NL__2PRFIN20100228_162041_000000452087_00183_41820_7185.N1	28-FEB-2010 16:20:41	Bright	45.000	5	3Alp Lyr	0.033000	11000.	90	41820	No
188	GOM_NL__2PRFIN20100228_162815_000000382087_00183_41820_7186.N1	28-FEB-2010 16:28:15	Bright	38.000	168	17Zet Aql	2.9860	11000.	76	41820	No
189	GOM_NL__2PRFIN20100228_163950_000000432087_00183_41820_7187.N1	28-FEB-2010 16:39:50	Dark	43.000	57	34Sig Sgr	2.0660	26000.	86	41820	No
190	GOM_NL__2PRFIN20100228_164256_000000472087_00183_41820_7188.N1	28-FEB-2010 16:42:56	Dark	47.000	38	20Eps Sgr	1.8360	11000.	94	41820	No
191	GOM_NL__2PRFIN20100228_164545_000000452087_00183_41820_7189.N1	28-FEB-2010 16:45:45	Dark	44.500	25	35Lam Sco	1.6200	28000.	89	41820	No
192	GOM_NL__2PRFIN20100228_165344_000000512087_00184_41821_7184.N1	28-FEB-2010 16:53:44	Dark	51.000	131	Gam Lup	2.8000	26000.	102	41821	No
193	GOM_NL__2PRFIN20100228_165605_000000432087_00184_41821_7185.N1	28-FEB-2010 16:56:05	Dark	42.500	4	Alp1Cen	-0.010000	5800.0	85	41821	No
194	GOM_NL__2PRFIN20100228_165724_000000512087_00184_41821_7186.N1	28-FEB-2010 16:57:24	Dark	51.000	10	Bet Cen	0.61000	28000.	102	41821	No
195	GOM_NL__2PRFIN20100228_165911_000000432087_00184_41821_7187.N1	28-FEB-2010 16:59:11	Dark	43.000	77	Eps Cen	2.3030	28000.	86	41821	No
196	GOM_NL__2PRFIN20100228_170101_000000562087_00184_41821_7188.N1	28-FEB-2010 17:01:01	Dark	55.500	26	Gam Cru	1.6240	2900.0	111	41821	No
197	GOM_NL__2PRFIN20100228_170224_000000512087_00184_41821_7189.N1	28-FEB-2010 17:02:24	Dark	51.000	64	Gam Cen	2.2000	10600.	102	41821	No
198	GOM_NL__2PRFIN20100228_172421_000000452087_00184_41821_7190.N1	28-FEB-2010 17:24:21	Bright	45.000	22	32Alp Leo	1.3600	15200.	90	41821	No
199	GOM_NL__2PRFIN20100228_172700_000000452087_00184_41821_7191.N1	28-FEB-2010 17:27:00	Bright	45.000	51	41Gam1Leo	2.0100	4500.0	90	41821	No
200	GOM_NL__2PRFIN20100228_173559_000000452087_00184_41821_7192.N1	28-FEB-2010 17:35:59	Bright	44.500	174	52Psi UMa	3.0040	4400.0	89	41821	No
201	GOM_NL__2PRFIN20100228_173842_000000432087_00184_41821_7193.N1	28-FEB-2010 17:38:42	Bright	42.500	82	48Bet UMa	2.3650	10600.	85	41821	No
202	GOM_NL__2PRFIN20100228_174711_000000422087_00184_41821_7194.N1	28-FEB-2010 17:47:11	Bright	41.500	60	7Bet UMi	2.0810	3950.0	83	41821	No
203	GOM_NL__2PRFIN20100228_175154_000000432087_00184_41821_7195.N1	28-FEB-2010 17:51:54	Bright	42.500	119	14Eta Dra	2.7270	4700.0	85	41821	No
204	GOM_NL__2PRFIN20100228_175616_000000482087_00184_41821_7196.N1	28-FEB-2010 17:56:16	Bright	48.000	130	23Bet Dra	2.7990	5800.0	96	41821	No
205	GOM_NL__2PRFIN20100228_175908_000000352087_00184_41821_7197.N1	28-FEB-2010 17:59:08	Bright	34.500	144	18Del Cyg	2.8600	11000.	69	41821	No
206	GOM_NL__2PRFIN20100228_180117_000000422087_00184_41821_7198.N1	28-FEB-2010 18:01:17	Bright	42.000	5	3Alp Lyr	0.033000	11000.	84	41821	No
207	GOM_NL__2PRFIN20100228_180852_000000572087_00184_41821_7199.N1	28-FEB-2010 18:08:52	Bright	57.000	168	17Zet Aql	2.9860	11000.	114	41821	No
208	GOM_NL__2PRFIN20100228_182027_000000412087_00184_41821_7200.N1	28-FEB-2010 18:20:27	Dark	40.500	57	34Sig Sgr	2.0660	26000.	81	41821	No
209	GOM_NL__2PRFIN20100228_182332_000000432087_00184_41821_7201.N1	28-FEB-2010 18:23:32	Dark	42.500	38	20Eps Sgr	1.8360	11000.	85	41821	No
210	GOM_NL__2PRFIN20100228_182622_000000442087_00184_41821_7202.N1	28-FEB-2010 18:26:22	Dark	43.500	25	35Lam Sco	1.6200	28000.	87	41821	No
211	GOM_NL__2PRFIN20100228_183421_000000502087_00185_41822_7192.N1	28-FEB-2010 18:34:21	Dark	50.000	131	Gam Lup	2.8000	26000.	100	41822	No
212	GOM_NL__2PRFIN20100228_183641_000000562087_00185_41822_7193.N1	28-FEB-2010 18:36:41	Dark	56.000	4	Alp1Cen	-0.010000	5800.0	112	41822	No
213	GOM_NL__2PRFIN20100228_183801_000000512087_00185_41822_7194.N1	28-FEB-2010 18:38:01	Dark	50.500	10	Bet Cen	0.61000	28000.	101	41822	No
214	GOM_NL__2PRFIN20100228_183947_000000422087_00185_41822_7195.N1	28-FEB-2010 18:39:47	Dark	42.000	77	Eps Cen	2.3030	28000.	84	41822	No
215	GOM_NL__2PRFIN20100228_184138_000000442087_00185_41822_7196.N1	28-FEB-2010 18:41:38	Dark	44.000	26	Gam Cru	1.6240	2900.0	88	41822	No
216	GOM_NL__2PRFIN20100228_184301_000000432087_00185_41822_7197.N1	28-FEB-2010 18:43:01	Dark	42.500	64	Gam Cen	2.2000	10600.	85	41822	No
217	GOM_NL__2PRFIN20100228_190457_000000432087_00185_41822_7198.N1	28-FEB-2010 19:04:57	Bright	42.500	22	32Alp Leo	1.3600	15200.	85	41822	No
218	GOM_NL__2PRFIN20100228_190736_000000462087_00185_41822_7199.N1	28-FEB-2010 19:07:36	Bright	45.500	51	41Gam1Leo	2.0100	4500.0	91	41822	No
219	GOM_NL__2PRFIN20100228_191634_000000462087_00185_41822_7200.N1	28-FEB-2010 19:16:34	Bright	46.000	174	52Psi UMa	3.0040	4400.0	92	41822	No

220	GOM_NL__2PRFIN20100228_191918_000000422087_00185_41822_7201.N1	28-FEB-2010 19:19:18	Bright	41.500	82	48Bet UMa	2.3650	10600.	83	41822	No
221	GOM_NL__2PRFIN20100228_192747_000000432087_00185_41822_7202.N1	28-FEB-2010 19:27:47	Bright	42.500	60	7Bet UMi	2.0810	3950.0	85	41822	No
222	GOM_NL__2PRFIN20100228_193229_000000482087_00185_41822_7203.N1	28-FEB-2010 19:32:29	Bright	47.500	119	14Eta Dra	2.7270	4700.0	95	41822	No
223	GOM_NL__2PRFIN20100228_193651_000000452087_00185_41822_7204.N1	28-FEB-2010 19:36:51	Bright	45.000	130	23Bet Dra	2.7990	5800.0	90	41822	No
224	GOM_NL__2PRFIN20100228_193944_000000382087_00185_41822_7205.N1	28-FEB-2010 19:39:44	Bright	37.500	144	18Del Cyg	2.8600	11000.	75	41822	No
225	GOM_NL__2PRFIN20100228_194153_000000402087_00185_41822_7206.N1	28-FEB-2010 19:41:53	Bright	40.000	5	3Alp Lyr	0.033000	11000.	80	41822	No
226	GOM_NL__2PRFIN20100228_194928_000000422087_00185_41822_7207.N1	28-FEB-2010 19:49:28	Bright	41.500	168	17Zet Aql	2.9860	11000.	83	41822	No
227	GOM_NL__2PRFIN20100228_200103_000000462087_00185_41822_7208.N1	28-FEB-2010 20:01:03	Dark	46.000	57	34Sig Sgr	2.0660	26000.	92	41822	No
228	GOM_NL__2PRFIN20100228_200409_000000462087_00185_41822_7209.N1	28-FEB-2010 20:04:09	Dark	45.500	38	20Eps Sgr	1.8360	11000.	91	41822	No
229	GOM_NL__2PRFIN20100228_200658_000000492087_00185_41822_7210.N1	28-FEB-2010 20:06:58	Dark	48.500	25	35Lam Sco	1.6200	28000.	97	41822	No
230	GOM_NL__2PRFIN20100228_201458_000000492087_00186_41823_7200.N1	28-FEB-2010 20:14:58	Dark	49.000	131	Gam Lup	2.8000	26000.	98	41823	No
231	GOM_NL__2PRFIN20100228_201718_000000442087_00186_41823_7201.N1	28-FEB-2010 20:17:18	Dark	43.500	4	Alp1Cen	-0.010000	5800.0	87	41823	No
232	GOM_NL__2PRFIN20100228_201837_000000462087_00186_41823_7202.N1	28-FEB-2010 20:18:37	Dark	45.500	10	Bet Cen	0.61000	28000.	91	41823	No
233	GOM_NL__2PRFIN20100228_202024_000000432087_00186_41823_7203.N1	28-FEB-2010 20:20:24	Dark	43.000	77	Eps Cen	2.3030	28000.	86	41823	No
234	GOM_NL__2PRFIN20100228_202214_000000572087_00186_41823_7204.N1	28-FEB-2010 20:22:14	Dark	56.500	26	Gam Cru	1.6240	2900.0	113	41823	No
235	GOM_NL__2PRFIN20100228_202338_000000452087_00186_41823_7205.N1	28-FEB-2010 20:23:38	Dark	45.000	64	Gam Cen	2.2000	10600.	90	41823	No
236	GOM_NL__2PRFIN20100228_204533_000000452087_00186_41823_7206.N1	28-FEB-2010 20:45:33	Bright	44.500	22	32Alp Leo	1.3600	15200.	89	41823	No
237	GOM_NL__2PRFIN20100228_204811_000000442087_00186_41823_7207.N1	28-FEB-2010 20:48:11	Bright	44.000	51	41Gam1Leo	2.0100	4500.0	88	41823	No
238	GOM_NL__2PRFIN20100228_205709_000000452087_00186_41823_7208.N1	28-FEB-2010 20:57:09	Bright	44.500	174	52Psi UMa	3.0040	4400.0	89	41823	No
239	GOM_NL__2PRFIN20100228_205953_000000422087_00186_41823_7209.N1	28-FEB-2010 20:59:53	Bright	41.500	82	48Bet UMa	2.3650	10600.	83	41823	No
240	GOM_NL__2PRFIN20100228_210822_000000432087_00186_41823_7210.N1	28-FEB-2010 21:08:22	Bright	42.500	60	7Bet UMi	2.0810	3950.0	85	41823	No
241	GOM_NL__2PRFIN20100228_211305_000000482087_00186_41823_7211.N1	28-FEB-2010 21:13:05	Bright	48.000	119	14Eta Dra	2.7270	4700.0	96	41823	No
242	GOM_NL__2PRFIN20100228_211727_000000422087_00186_41823_7212.N1	28-FEB-2010 21:17:27	Bright	42.000	130	23Bet Dra	2.7990	5800.0	84	41823	No
243	GOM_NL__2PRFIN20100228_212020_000000342087_00186_41823_7213.N1	28-FEB-2010 21:20:20	Bright	34.000	144	18Del Cyg	2.8600	11000.	68	41823	No
244	GOM_NL__2PRFIN20100228_212229_000000402087_00186_41823_7214.N1	28-FEB-2010 21:22:29	Bright	40.000	5	3Alp Lyr	0.033000	11000.	80	41823	No
245	GOM_NL__2PRFIN20100228_213004_000000392087_00186_41823_7215.N1	28-FEB-2010 21:30:04	Bright	39.000	168	17Zet Aql	2.9860	11000.	78	41823	No
246	GOM_NL__2PRFIN20100228_214140_000000442087_00186_41823_7216.N1	28-FEB-2010 21:41:40	Dark	44.000	57	34Sig Sgr	2.0660	26000.	88	41823	No
247	GOM_NL__2PRFIN20100228_214446_000000462087_00186_41823_7217.N1	28-FEB-2010 21:44:46	Dark	45.500	38	20Eps Sgr	1.8360	11000.	91	41823	No
248	GOM_NL__2PRFIN20100228_214735_000000522087_00186_41823_7218.N1	28-FEB-2010 21:47:35	Dark	51.500	25	35Lam Sco	1.6200	28000.	103	41823	No
249	GOM_NL__2PRFIN20100228_215535_000000502087_00187_41824_7208.N1	28-FEB-2010 21:55:35	Dark	50.000	131	Gam Lup	2.8000	26000.	100	41824	No
250	GOM_NL__2PRFIN20100228_215754_000000452087_00187_41824_7209.N1	28-FEB-2010 21:57:54	Dark	45.000	4	Alp1Cen	-0.010000	5800.0	90	41824	No
251	GOM_NL__2PRFIN20100228_215913_000000512087_00187_41824_7210.N1	28-FEB-2010 21:59:13	Dark	51.000	10	Bet Cen	0.61000	28000.	102	41824	No
252	GOM_NL__2PRFIN20100228_220100_000000442087_00187_41824_7211.N1	28-FEB-2010 22:01:00	Dark	43.500	77	Eps Cen	2.3030	28000.	87	41824	No
253	GOM_NL__2PRFIN20100228_220250_000000522087_00187_41824_7212.N1	28-FEB-2010 22:02:50	Dark	51.500	26	Gam Cru	1.6240	2900.0	103	41824	No
254	GOM_NL__2PRFIN20100228_220414_000000452087_00187_41824_7213.N1	28-FEB-2010 22:04:14	Dark	44.500	64	Gam Cen	2.2000	10600.	89	41824	No
255	GOM_NL__2PRFIN20100228_222608_000000452087_00187_41824_7214.N1	28-FEB-2010 22:26:08	Bright	44.500	22	32Alp Leo	1.3600	15200.	89	41824	No
256	GOM_NL__2PRFIN20100228_222847_000000452087_00187_41824_7215.N1	28-FEB-2010 22:28:47	Bright	44.500	51	41Gam1Leo	2.0100	4500.0	89	41824	No
257	GOM_NL__2PRFIN20100228_223745_000000442087_00187_41824_7216.N1	28-FEB-2010 22:37:45	Bright	44.000	174	52Psi UMa	3.0040	4400.0	88	41824	No
258	GOM_NL__2PRFIN20100228_224028_000000412087_00187_41824_7217.N1	28-FEB-2010 22:40:28	Bright	41.000	82	48Bet UMa	2.3650	10600.	82	41824	No
259	GOM_NL__2PRFIN20100228_224148_000000412087_00187_41824_7218.N1	28-FEB-2010 22:41:48	Bright	40.500	36	50Alp UMa	1.8000	6300.0	81	41824	No
260	GOM_NL__2PRFIN20100228_224857_000000382087_00187_41824_7219.N1	28-FEB-2010 22:48:57	Bright	38.000	60	7Bet UMi	2.0810	3950.0	76	41824	No
261	GOM_NL__2PRFIN20100228_225340_000000422087_00187_41824_7220.N1	28-FEB-2010 22:53:40	Bright	41.500	119	14Eta Dra	2.7270	4700.0	83	41824	No
262	GOM_NL__2PRFIN20100228_225802_000000462087_00187_41824_7221.N1	28-FEB-2010 22:58:02	Bright	46.000	130	23Bet Dra	2.7990	5800.0	92	41824	No
263	GOM_NL__2PRFIN20100228_230056_000000352087_00187_41824_7222.N1	28-FEB-2010 23:00:56	Bright	35.000	144	18Del Cyg	2.8600	11000.	70	41824	No
264	GOM_NL__2PRFIN20100228_230305_000000392087_00187_41824_7223.N1	28-FEB-2010 23:03:05	Bright	39.000	5	3Alp Lyr	0.033000	11000.	78	41824	No
265	GOM_NL__2PRFIN20100228_231040_000000392087_00187_41824_7224.N1	28-FEB-2010 23:10:40	Bright	38.500	168	17Zet Aql	2.9860	11000.	77	41824	No
266	GOM_NL__2PRFIN20100228_232216_000000452087_00187_41824_7225.N1	28-FEB-2010 23:22:16	Dark	45.000	57	34Sig Sgr	2.0660	26000.	90	41824	No
267	GOM_NL__2PRFIN20100228_232522_000000462087_00187_41824_7226.N1	28-FEB-2010 23:25:22	Dark	45.500	38	20Eps Sgr	1.8360	11000.	91	41824	No
268	GOM_NL__2PRFIN20100228_232812_000000432087_00187_41824_7227.N1	28-FEB-2010 23:28:12	Dark	42.500	25	35Lam Sco	1.6200	28000.	85	41824	No
269	GOM_NL__2PRFIN20100228_233612_000000502087_00188_41825_7216.N1	28-FEB-2010 23:36:12	Dark	49.500	131	Gam Lup	2.8000	26000.	99	41825	No
270	GOM_NL__2PRFIN20100228_233831_000000452087_00188_41825_7217.N1	28-FEB-2010 23:38:31	Dark	45.000	4	Alp1Cen	-0.010000	5800.0	90	41825	No
271	GOM_NL__2PRFIN20100228_233950_000000512087_00188_41825_7218.N1	28-FEB-2010 23:39:50	Dark	51.000	10	Bet Cen	0.61000	28000.	102	41825	No
272	GOM_NL__2PRFIN20100228_234137_000000442087_00188_41825_7219.N1	28-FEB-2010 23:41:37	Dark	44.000	77	Eps Cen	2.3030	28000.	88	41825	No
273	GOM_NL__2PRFIN20100228_234327_000000412087_00188_41825_7220.N1	28-FEB-2010 23:43:27	Dark	40.500	26	Gam Cru	1.6240	2900.0	81	41825	No
274	GOM_NL__2PRFIN20100228_234451_000000482087_00188_41825_7221.N1	28-FEB-2010 23:44:51	Dark	48.000	64	Gam Cen	2.2000	10600.	96	41825	No

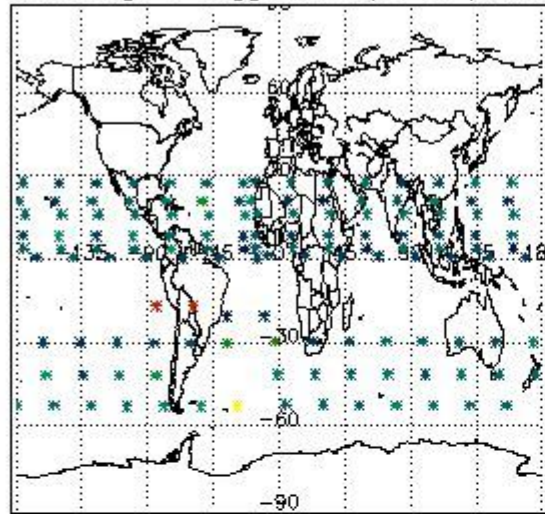
In this section it is plotted some information contained in the Quality Summary data set of the level 2 products. Only products in dark limb conditions and without errors (error flag in the MPH set to "0") are used.

3.1 Plot quality information per product (time dependant)

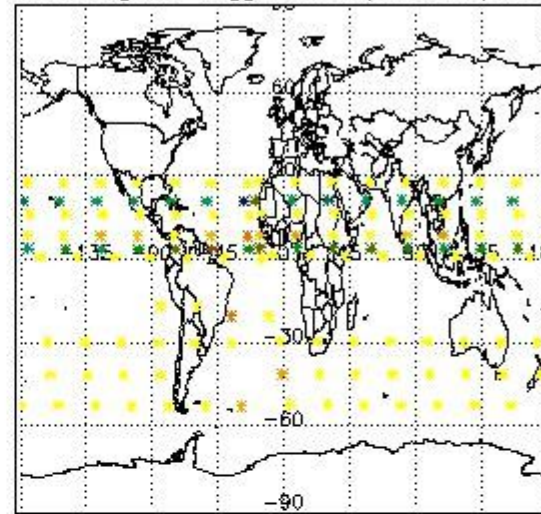


3.2 Plot quality information per product (world map)


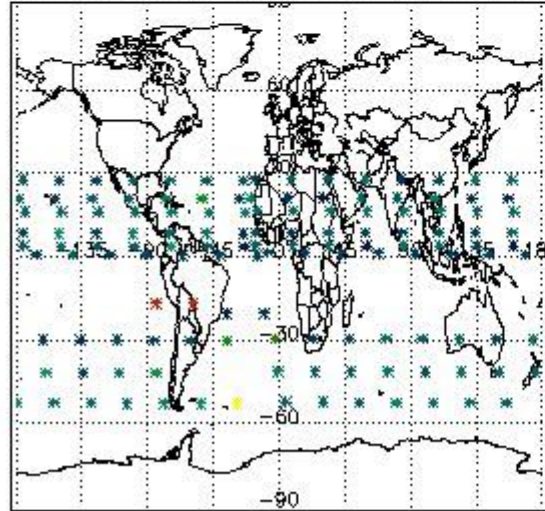
Percentage of flagged data per O3 profile



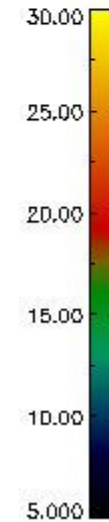
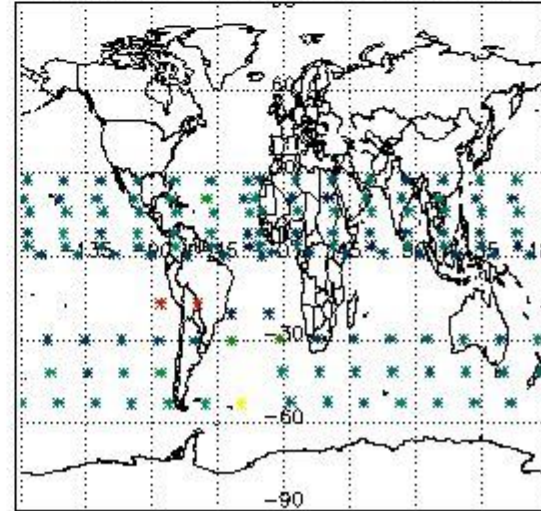
Percentage of flagged data per H2O profile



Percentage of flagged data per NO2 profile



Percentage of flagged data per NO3 profile

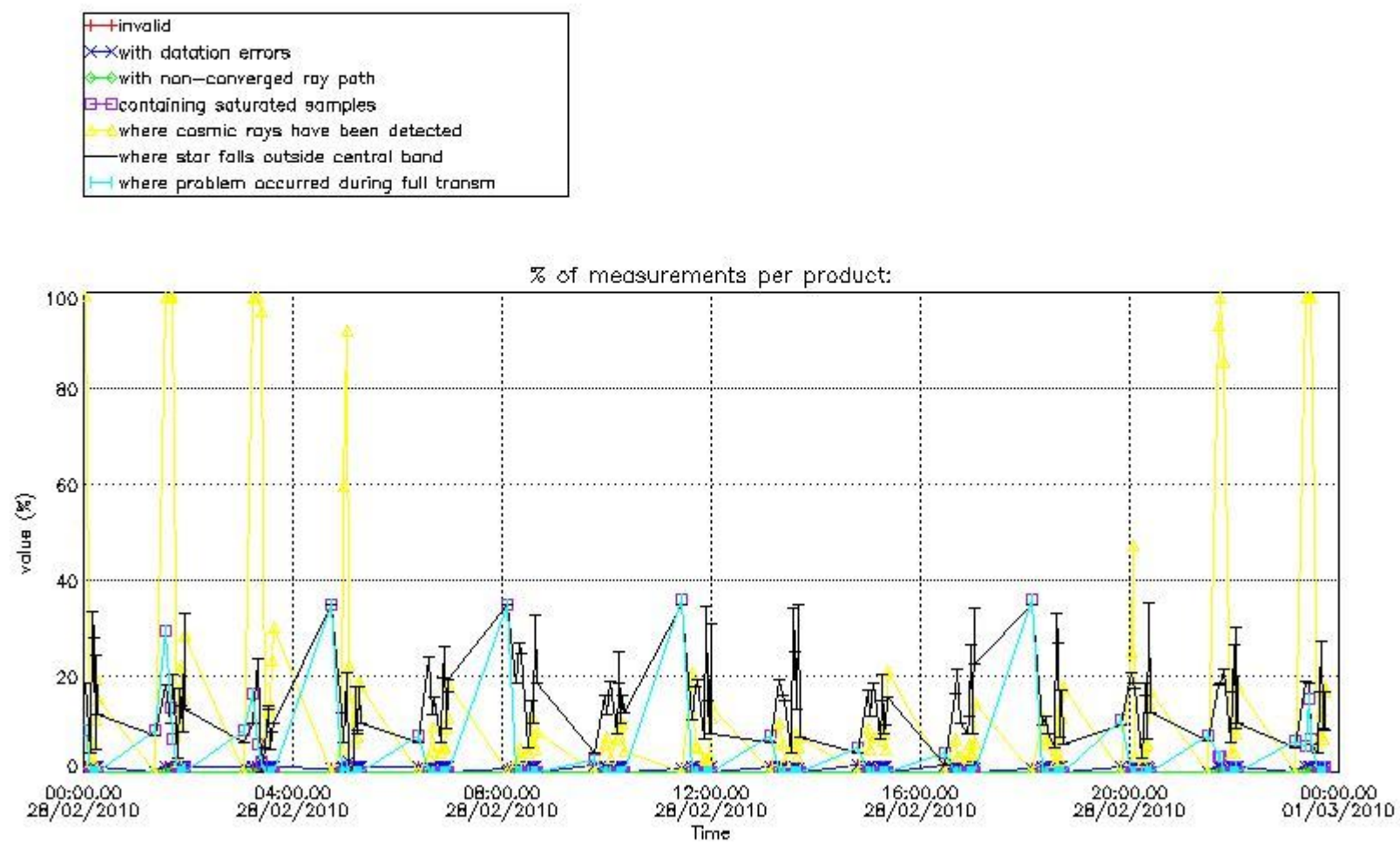


4. Level 1 quality information per product

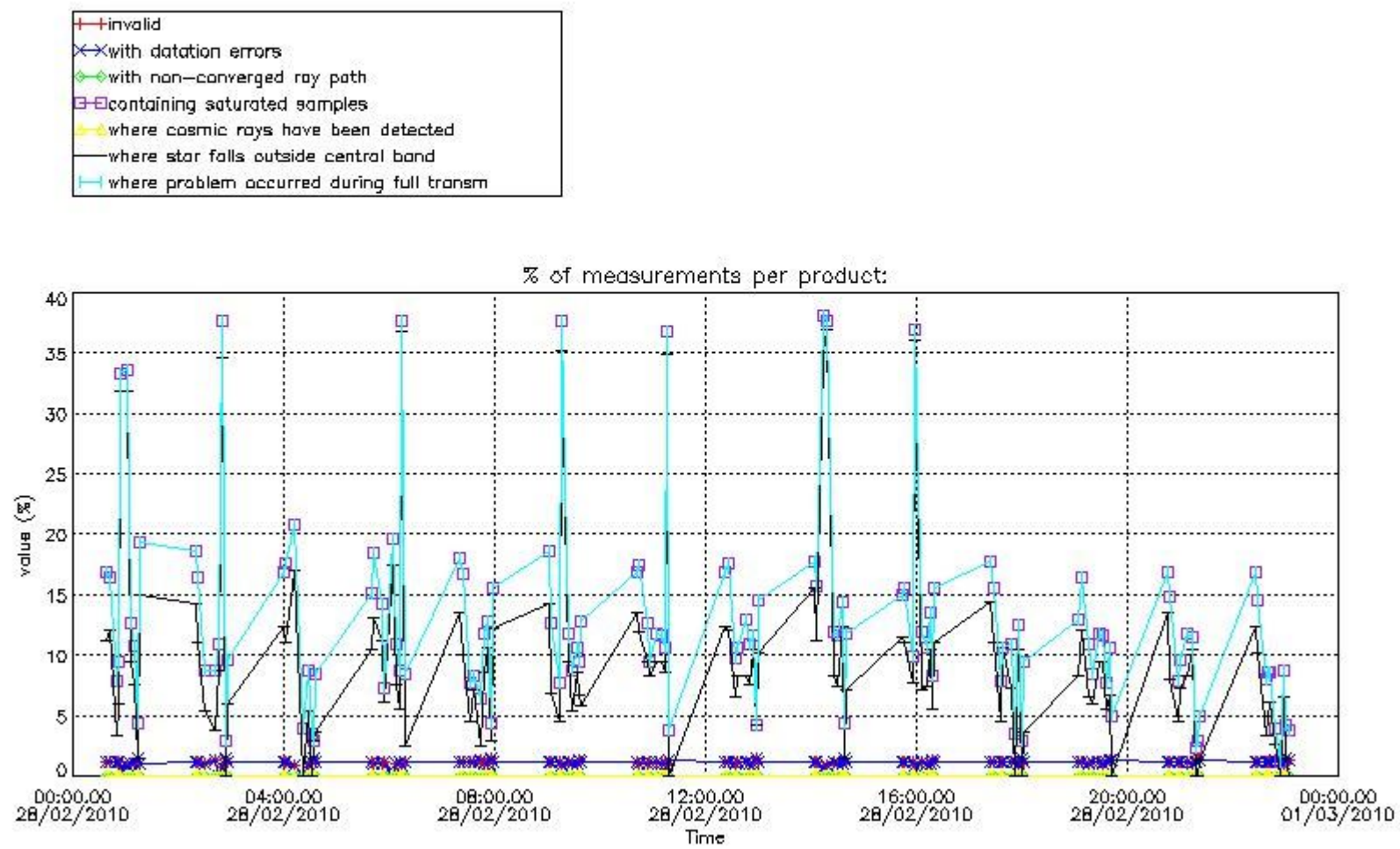
In this section it is plotted some information contained in the Quality Summary data set of the level 2 products that comes from the level 1b processing. Products without errors (error flag in the MPH set to "0") are used.

4.1 Plot quality information per product (time dependant) coming from level 1b processing

4.1.1 Plot level 1 quality information per product (time dependant): ENVISAT ASCENDING passes



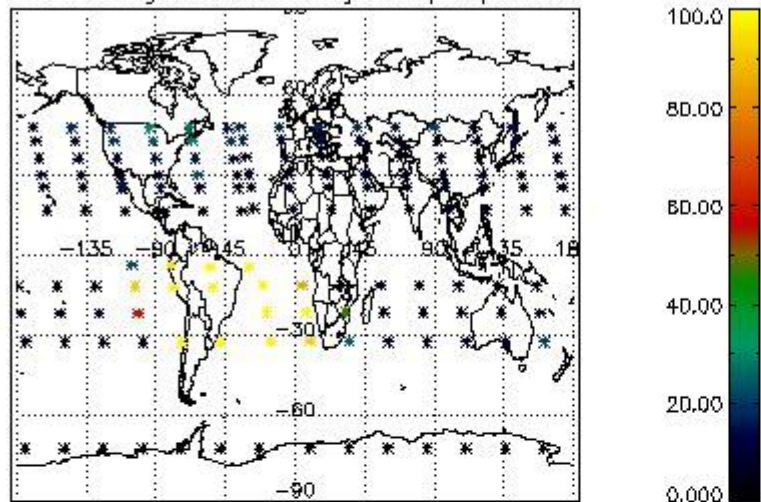
4.1.2 Plot level 1 quality information per product (time dependant): ENVI SAT DESCENDING passes



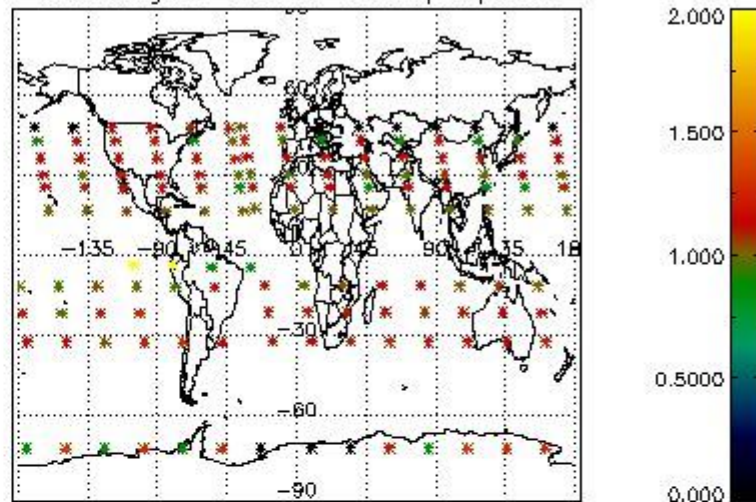
4.2 Plot quality information per product coming from level 1b processing (world map)

4.2.1 Plot level 1 quality information per product (world map): ENVISAT ASCENDING passes

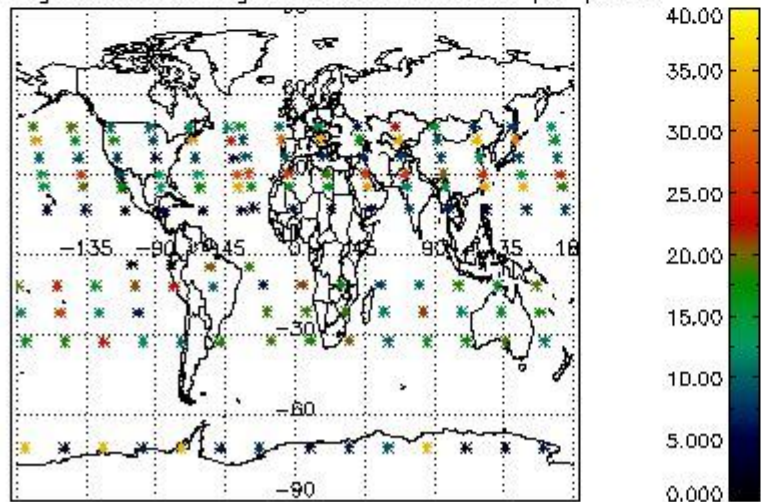
Percentage of cosmic ray hits per profile



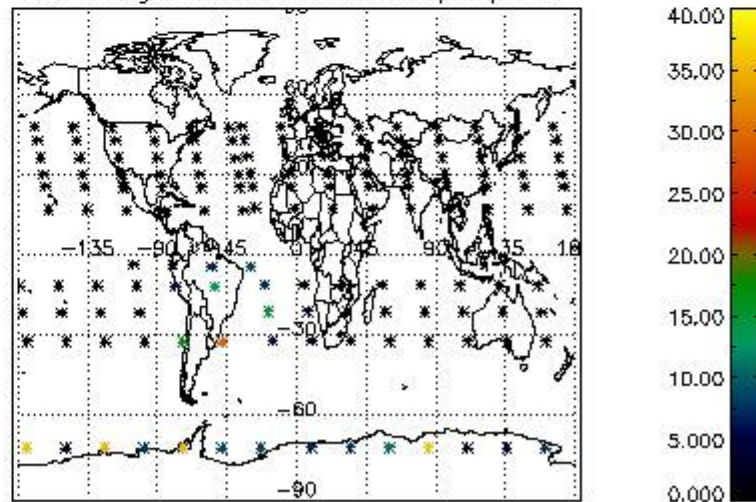
Percentage of datation errors per profile



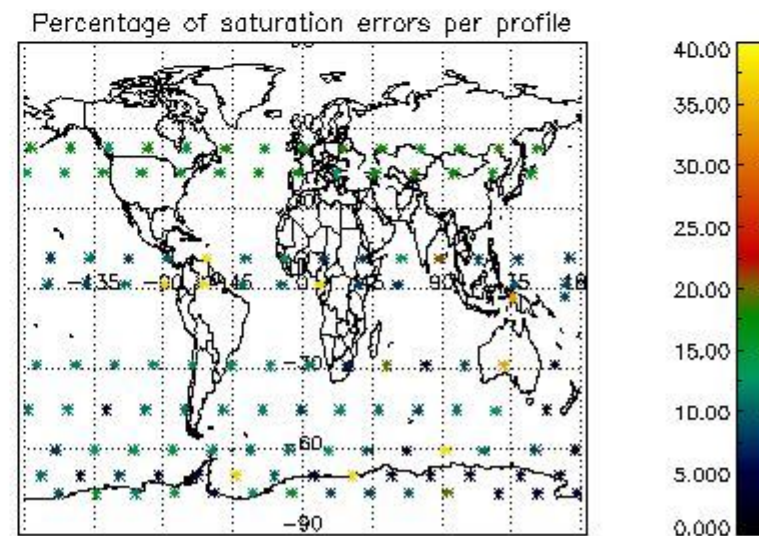
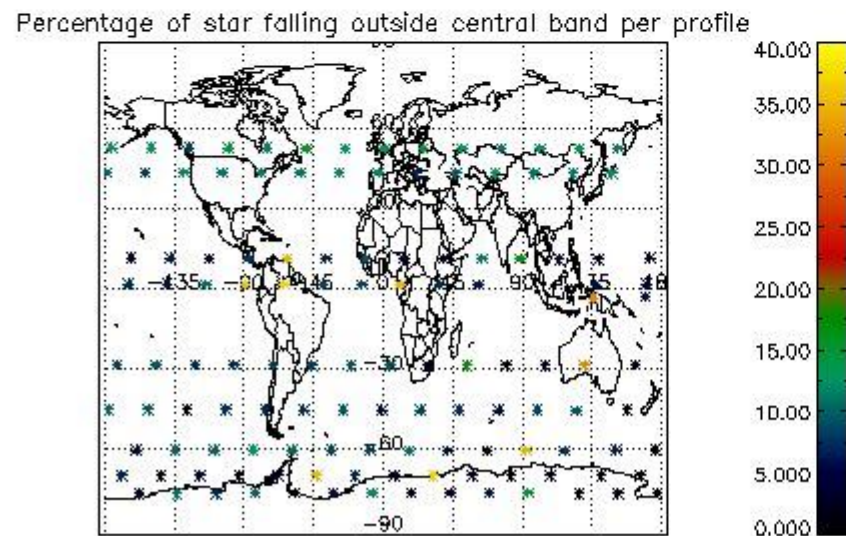
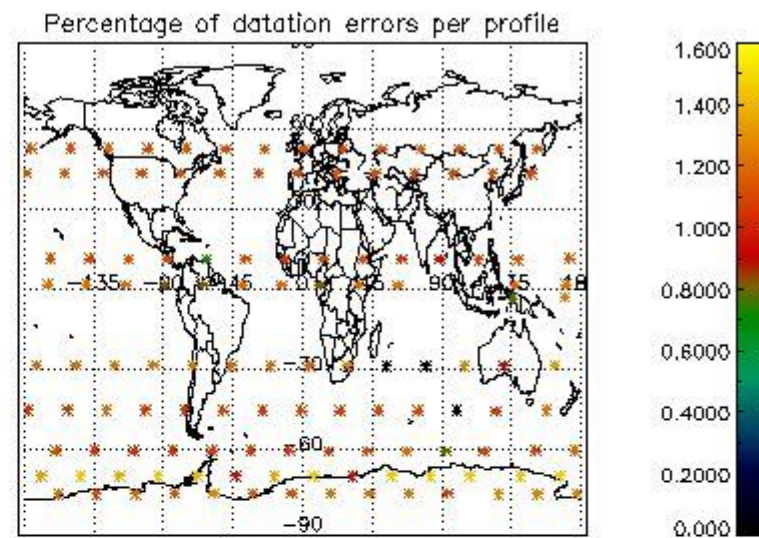
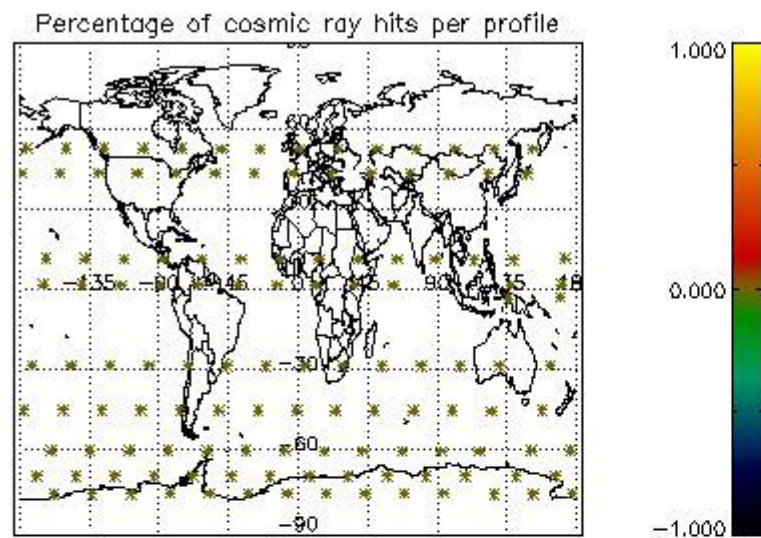
Percentage of star falling outside central band per profile



Percentage of saturation errors per profile



4.2.2 Plot level 1 quality information per product (world map): ENVISAT DESCENDING passes



5. Trace gas profiles

5.1 Ozone statistics based on quality of products

The final quality of the products can be "measured" using the STD (Standard Deviation) attached to every point profile. This information is written to the parameter GOM_NL__2P/NL_LOCAL_SPECIES_DENSITY/o3_std of the level 2 products. The table below shows the statistics for given STD ranges.

The statistics are given with respect to the overall valid production:

- Products without fatal errors: GOM_NL__2P/MPH/PRODUCT_ERR=0
- Valid point profile: GOM_NL__2P/NL_LOCAL_SPECIES_DENSITY/pcd(0)=0

The 'Criteria' is applied to valid points of dark limb products:

- Products in dark limb illumination condition: GOM_NL__2P/NL_SUMMARY_QUALITY/obs_ill_cond=0
- Products without fatal errors: GOM_NL__2P/MPH/PRODUCT_ERR=0
- Valid point profile: GOM_NL__2P/NL_LOCAL_SPECIES_DENSITY/pcd(0)=0

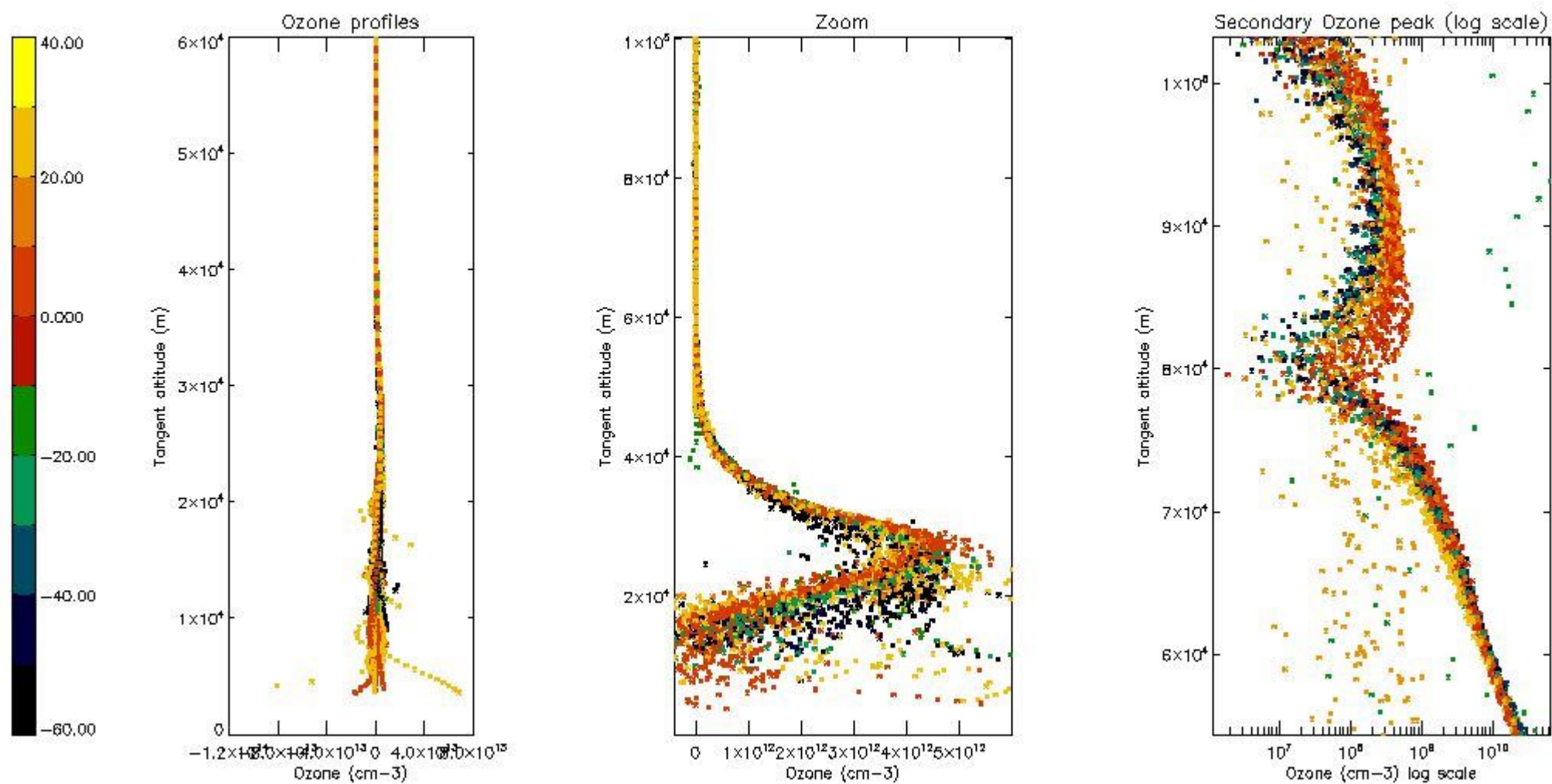
So, the table below shows the percentage of dark limb and valid observations for each criteria with respect to the overall valid daily observations.

Criteria	% of total production
All STD	51
STD < 20	29

STD < 10	24
STD < 5	17

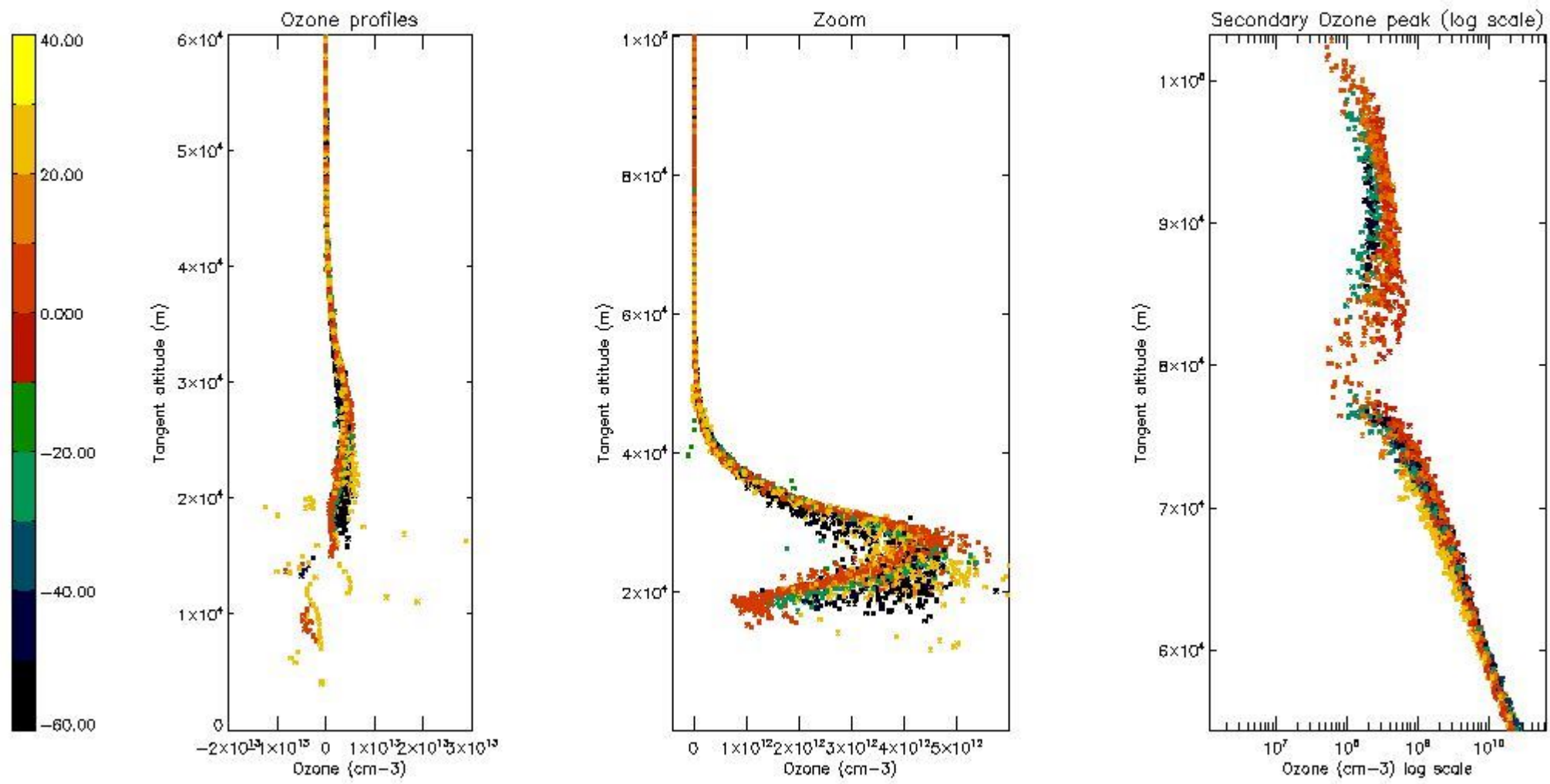
5.2 Plot ozone profiles for all STD (dark without errors)

The colorbar represents the latitude.



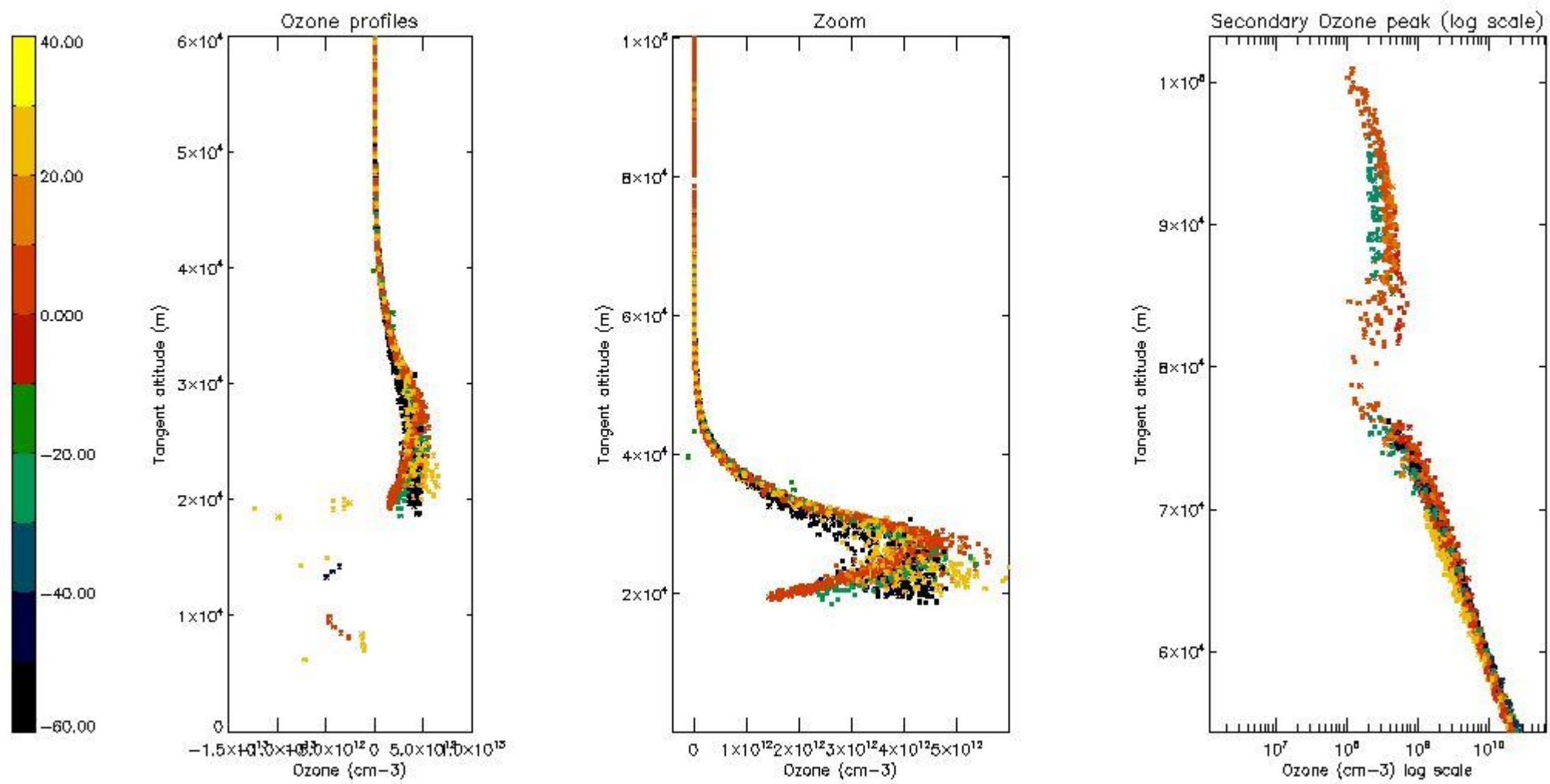
5.3 Plot ozone profiles where STD < 20% (dark without errors)

The colorbar represents the latitude.



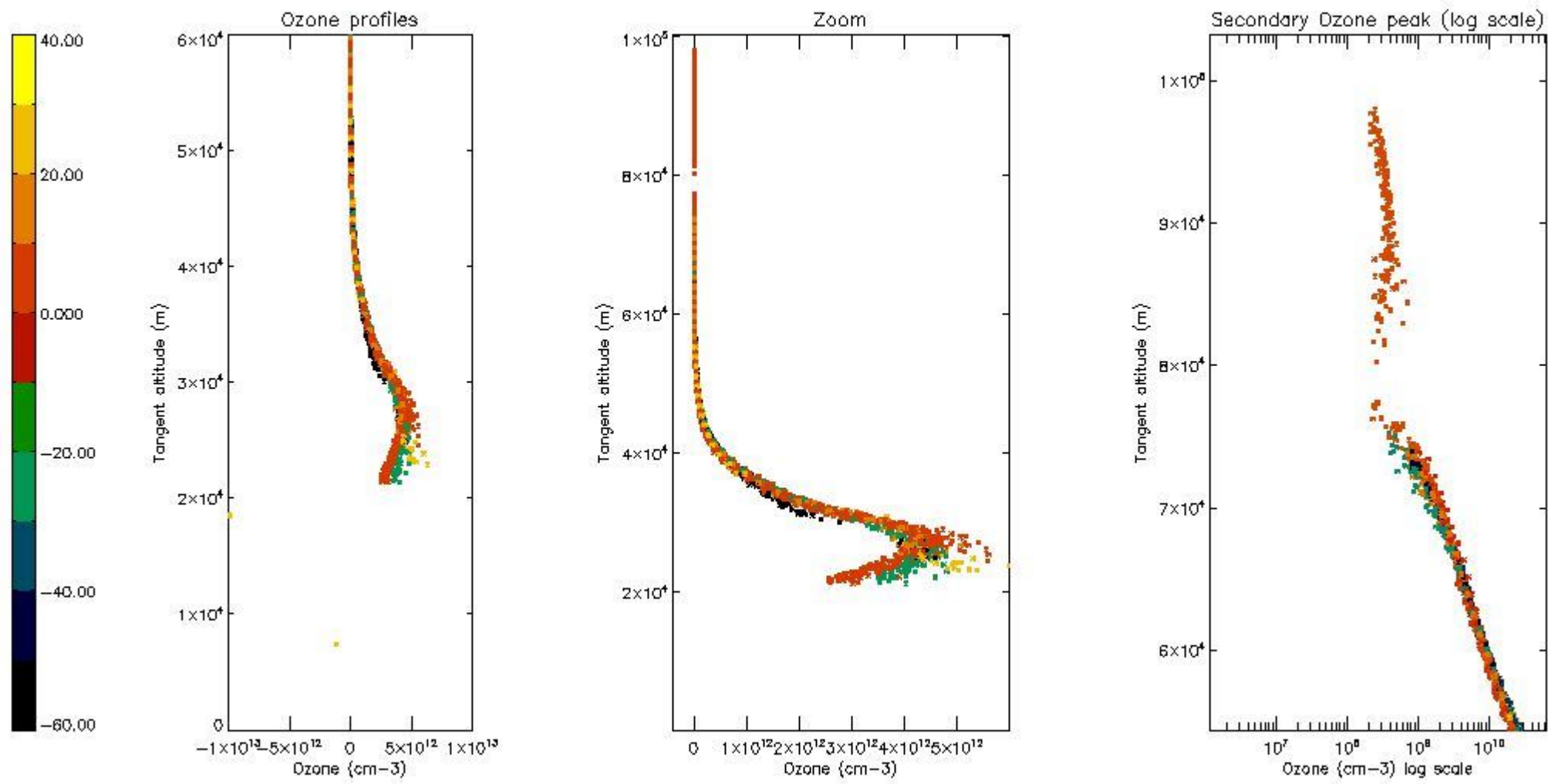
5.4 Plot ozone profiles where STD < 10% (dark without errors)

The colorbar represents the latitude.



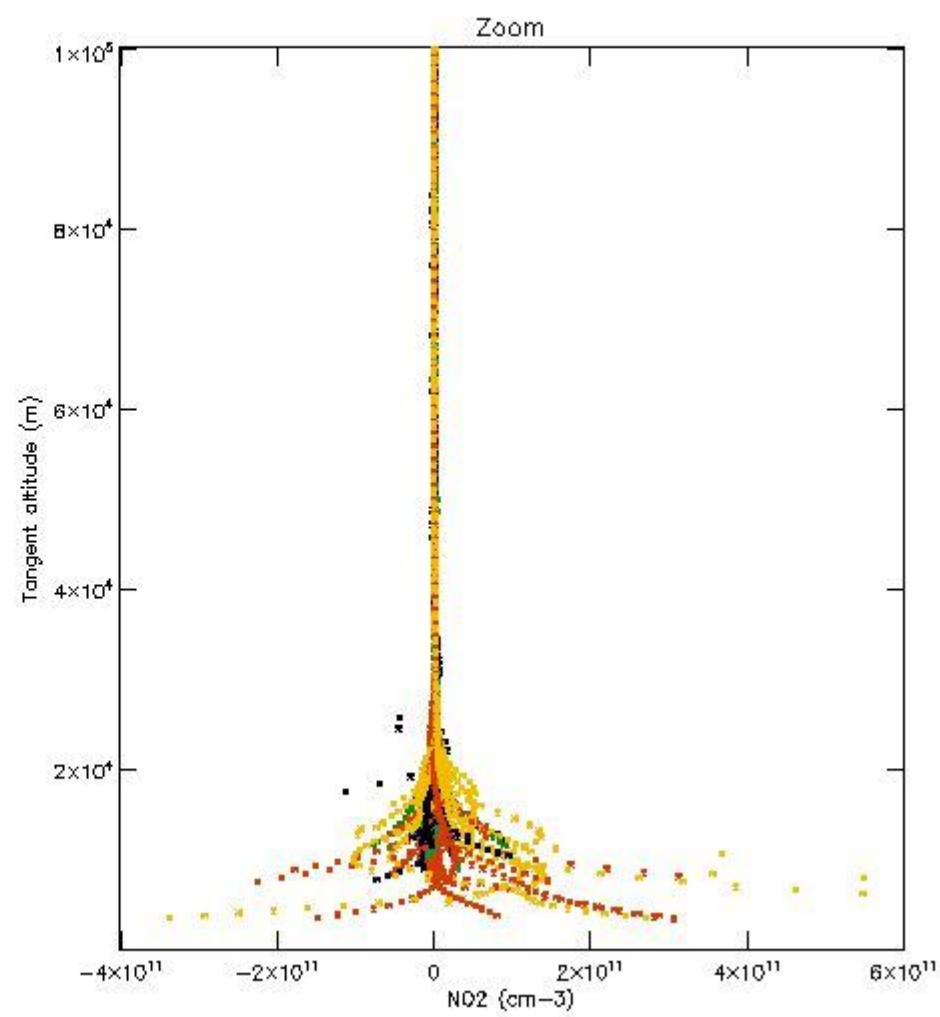
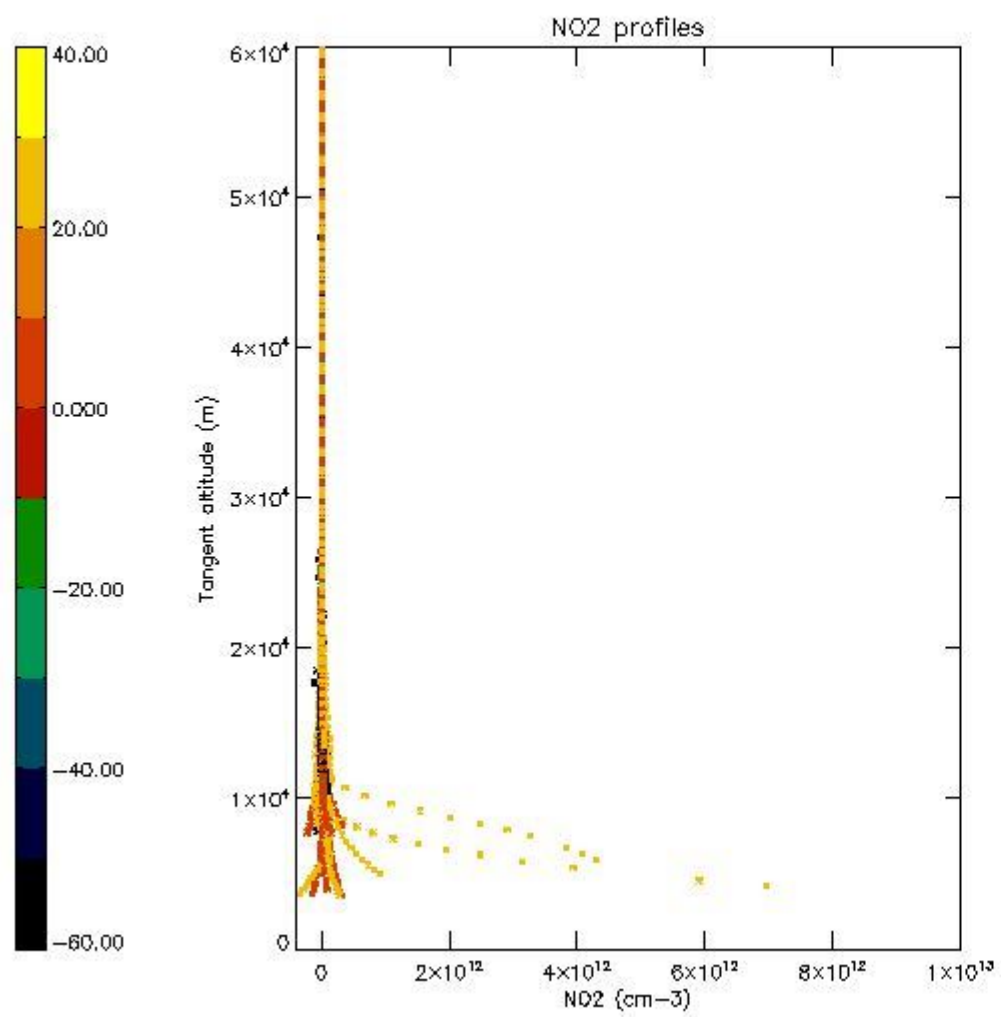
5.5 Plot ozone profiles where STD < 5% (dark without errors)

The colorbar represents the latitude.



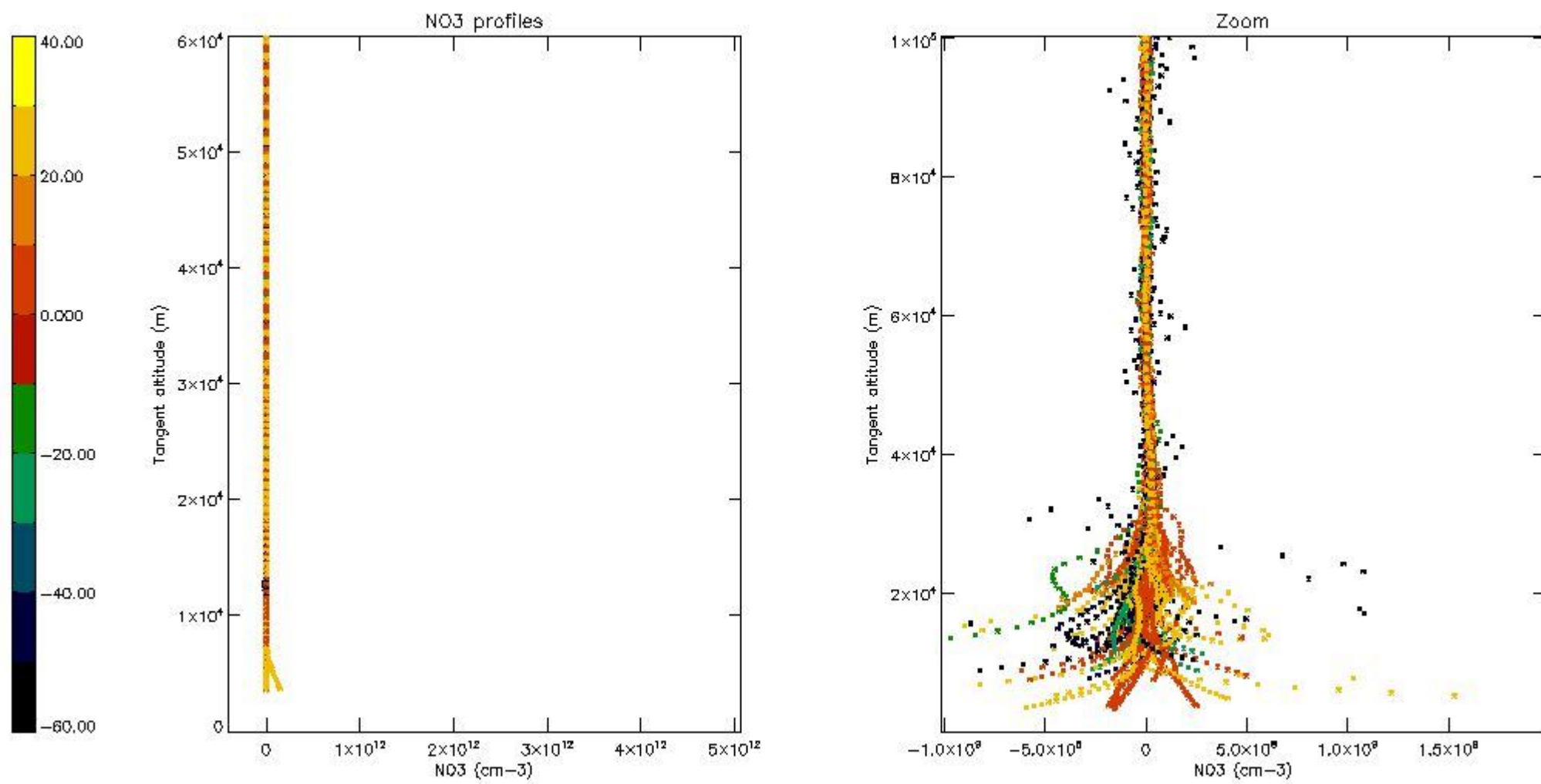
5.6 Plot NO₂ profiles for all STD (dark without errors)

The colorbar represents the latitude.



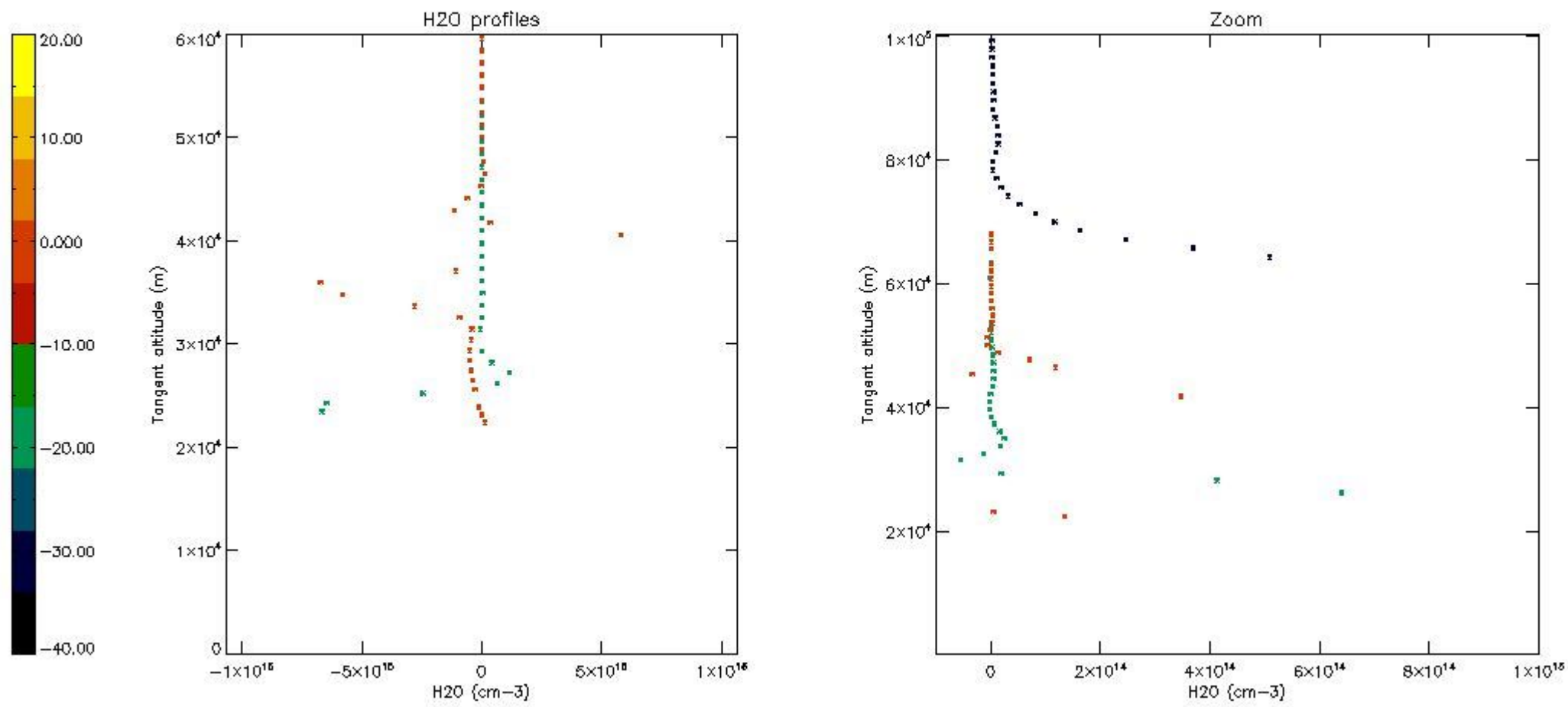
5.7 Plot NO3 profiles for all STD (dark without errors)

The colorbar represents the latitude.



5.8 Plot H₂O profiles for all STD (only for occultations of stars 1,2,3,4,13,14,16,26,63 dark without errors)

The colorbar represents the latitude.



6. Auxiliary Data Files used for the production reported in section 2

The number reported in the third column indicates since which file (see list in section 2) the corresponding auxiliary file has been used. The fourth column is the date of those product files.

Type	Auxiliary Filename	Used since product	Used since product date
INST_PHYS_CHARACTERISTICS	GOM_INS_AXVIEC20091111_143220_20030716_120000_20500101_000000	1	28-FEB-2010 00:01:38
LEVEL-2_PROC_CONFIG	GOM_PR2_AXVIEC20091111_152718_20020301_000000_20500101_000000	1	28-FEB-2010 00:01:38
CROSS_SECTIONS_FILE	GOM_CRS_AXVIEC20091111_154832_20020301_000000_20500101_000000	1	28-FEB-2010 00:01:38

GOMOS Level 2 Daily Report

SUMMARY

[1. General Info](#)

[2. Summary of processed GOM_NL_2P products](#)

[3. Level 2 Quality information per product](#)

[3.1 Plot of level 2 quality information per product \(time dependant\)](#)

[3.2 Plot of level 2 quality information per product \(world map\)](#)

[4. Level 1 Quality information per product \(stored on level 2 products\)](#)

[4.1 Plot of level 1 quality information per product \(time dependant\)](#)

[4.1.1 Plot of level 1 quality information per product \(time dependant\): ASCENDING](#)

[4.1.2 Plot of level 1 quality information per product \(time dependant\): DESCENDING](#)

[4.2 Plot of level 1 quality information per product \(world map\)](#)

[4.2.1 Plot of level 1 quality information per product \(world map\): ASCENDING](#)

[4.2.2 Plot of level 1 quality information per product \(world map\): DESCENDING](#)

[5. Ozone profiles based on quality statistics and other trace gas profiles](#)

[5.1 Ozone statistics based on quality of products](#)

[5.2 Plot ozone profiles for all STD \(dark without errors\)](#)

[5.3 Plot ozone profiles where STD < 20% \(dark without errors\)](#)

[5.4. Plot ozone profiles where STD < 10% \(dark without errors\)](#)

[5.5. Plot ozone profiles where STD < 5% \(dark without errors\)](#)

[5.6 Plot NO2 profiles for all STD \(dark without errors\)](#)

[5.7 Plot NO3 profiles for all STD \(dark without errors\)](#)

[5.8 Plot H2O profiles \(only for occultations of stars 1,2,3,4,13,14,16,26,63 dark without errors\) for all STD](#)

[6. Auxiliary Data Files used for the production reported in section 2](#)

This report presents the daily analysis on parameters extracted from GOMOS level 2 data (GOM_NL__2P). It is intended to monitor some important parameters that will impact the quality of these products. A list of level 2 products (and content) that have arrived during the reporting day to the PCF is also given.

Item	Value
Time of report generation	26APR2013 17:43:41
Data source version	GOMOS/6.01
Start time of products	28-02-2010 (28FEB2010 00:00:00)
Stop time of products	01-03-2010 (01MAR2010 00:00:00)
Store outputs in DB	Yes
Nb of level 2 prods	274
Nb of prods with errors	0

2. Summary of processed GOM_NL__2P products.

Nr	Filename	UTC Start time	Limb	Duration	Star Id	Star Name	Star Mag	Star Temp	Nb Meas	Orbit	Prod. error
1	GOM_NL__2PRFIN20100228_000138_000000572087_00173_41810_7090.N1	28-FEB-2010 00:01:38	Dark	56.500	75	26Eps Sco	2.2910	4250.0	113	41810	No
2	GOM_NL__2PRFIN20100228_000733_000000492087_00174_41811_7078.N1	28-FEB-2010 00:07:33	Dark	49.000	131	Gam Lup	2.8000	26000.	98	41811	No
3	GOM_NL__2PRFIN20100228_000959_000000572087_00174_41811_7079.N1	28-FEB-2010 00:09:59	Dark	56.500	4	Alp1Cen	-0.010000	5800.0	113	41811	No
4	GOM_NL__2PRFIN20100228_001118_000000522087_00174_41811_7080.N1	28-FEB-2010 00:11:18	Dark	52.000	10	Bet Cen	0.61000	28000.	104	41811	No
5	GOM_NL__2PRFIN20100228_001304_000000422087_00174_41811_7081.N1	28-FEB-2010 00:13:04	Dark	41.500	77	Eps Cen	2.3030	28000.	83	41811	No
6	GOM_NL__2PRFIN20100228_001456_000000502087_00174_41811_7082.N1	28-FEB-2010 00:14:56	Dark	49.500	26	Gam Cru	1.6240	2900.0	99	41811	No
7	GOM_NL__2PRFIN20100228_001619_000000462087_00174_41811_7083.N1	28-FEB-2010 00:16:19	Dark	46.000	64	Gam Cen	2.2000	10600.	92	41811	No
8	GOM_NL__2PRFIN20100228_003824_000000452087_00174_41811_7084.N1	28-FEB-2010 00:38:24	Bright	44.500	22	32Alp Leo	1.3600	15200.	89	41811	No
9	GOM_NL__2PRFIN20100228_004104_000000462087_00174_41811_7085.N1	28-FEB-2010 00:41:04	Bright	45.500	51	41Gam1Leo	2.0100	4500.0	91	41811	No
10	GOM_NL__2PRFIN20100228_005006_000000452087_00174_41811_7086.N1	28-FEB-2010 00:50:06	Bright	44.500	174	52Psi UMa	3.0040	4400.0	89	41811	No
11	GOM_NL__2PRFIN20100228_005247_000000422087_00174_41811_7087.N1	28-FEB-2010 00:52:47	Bright	42.000	82	48Bet UMa	2.3650	10600.	84	41811	No
12	GOM_NL__2PRFIN20100228_005410_000000652087_00174_41811_7088.N1	28-FEB-2010 00:54:10	Bright	64.500	87	64Gam UMa	2.4330	11000.	129	41811	No
13	GOM_NL__2PRFIN20100228_010115_000000572087_00174_41811_7089.N1	28-FEB-2010 01:01:15	Bright	56.500	60	7Bet UMi	2.0810	3950.0	113	41811	No
14	GOM_NL__2PRFIN20100228_010559_000000482087_00174_41811_7090.N1	28-FEB-2010 01:05:59	Bright	47.500	119	14Eta Dra	2.7270	4700.0	95	41811	No
15	GOM_NL__2PRFIN20100228_011019_000000472087_00174_41811_7091.N1	28-FEB-2010 01:10:19	Bright	46.500	130	23Bet Dra	2.7990	5800.0	93	41811	No
16	GOM_NL__2PRFIN20100228_011308_000000352087_00174_41811_7092.N1	28-FEB-2010 01:13:08	Bright	34.500	144	18Del Cyg	2.8600	11000.	69	41811	No
17	GOM_NL__2PRFIN20100228_011517_000000472087_00174_41811_7093.N1	28-FEB-2010 01:15:17	Bright	46.500	5	3Alp Lyr	0.033000	11000.	93	41811	No
18	GOM_NL__2PRFIN20100228_012249_000000402087_00174_41811_7094.N1	28-FEB-2010 01:22:49	Bright	39.500	168	17Zet Aql	2.9860	11000.	79	41811	No
19	GOM_NL__2PRFIN20100228_013422_000000442087_00174_41811_7095.N1	28-FEB-2010 01:34:22	Dark	44.000	57	34Sig Sgr	2.0660	26000.	88	41811	No
20	GOM_NL__2PRFIN20100228_014014_000000452087_00174_41811_7096.N1	28-FEB-2010 01:40:14	Dark	45.000	25	35Lam Sco	1.6200	28000.	90	41811	No
21	GOM_NL__2PRFIN20100228_014216_000000572087_00174_41811_7097.N1	28-FEB-2010 01:42:16	Dark	56.500	75	26Eps Sco	2.2910	4250.0	113	41811	No
22	GOM_NL__2PRFIN20100228_014810_000000492087_00175_41812_7086.N1	28-FEB-2010 01:48:10	Dark	49.000	131	Gam Lup	2.8000	26000.	98	41812	No
23	GOM_NL__2PRFIN20100228_015036_000000462087_00175_41812_7087.N1	28-FEB-2010 01:50:36	Dark	46.000	4	Alp1Cen	-0.010000	5800.0	92	41812	No
24	GOM_NL__2PRFIN20100228_015155_000000432087_00175_41812_7088.N1	28-FEB-2010 01:51:55	Dark	43.000	10	Bet Cen	0.61000	28000.	86	41812	No
25	GOM_NL__2PRFIN20100228_015341_000000432087_00175_41812_7089.N1	28-FEB-2010 01:53:41	Dark	42.500	77	Eps Cen	2.3030	28000.	85	41812	No
26	GOM_NL__2PRFIN20100228_015533_000000562087_00175_41812_7090.N1	28-FEB-2010 01:55:33	Dark	56.000	26	Gam Cru	1.6240	2900.0	112	41812	No
27	GOM_NL__2PRFIN20100228_015656_000000462087_00175_41812_7091.N1	28-FEB-2010 01:56:56	Dark	46.000	64	Gam Cen	2.2000	10600.	92	41812	No
28	GOM_NL__2PRFIN20100228_021900_000000462087_00175_41812_7092.N1	28-FEB-2010 02:19:00	Bright	45.500	22	32Alp Leo	1.3600	15200.	91	41812	No
29	GOM_NL__2PRFIN20100228_022139_000000462087_00175_41812_7093.N1	28-FEB-2010 02:21:39	Bright	45.500	51	41Gam1Leo	2.0100	4500.0	91	41812	No
30	GOM_NL__2PRFIN20100228_023041_000000462087_00175_41812_7094.N1	28-FEB-2010 02:30:41	Bright	46.000	174	52Psi UMa	3.0040	4400.0	92	41812	No
31	GOM_NL__2PRFIN20100228_024150_000000402087_00175_41812_7095.N1	28-FEB-2010 02:41:50	Bright	40.000	60	7Bet UMi	2.0810	3950.0	80	41812	No
32	GOM_NL__2PRFIN20100228_024634_000000462087_00175_41812_7096.N1	28-FEB-2010 02:46:34	Bright	46.000	119	14Eta Dra	2.7270	4700.0	92	41812	No
33	GOM_NL__2PRFIN20100228_025054_000000652087_00175_41812_7097.N1	28-FEB-2010 02:50:54	Bright	65.000	130	23Bet Dra	2.7990	5800.0	130	41812	No
34	GOM_NL__2PRFIN20100228_025344_000000342087_00175_41812_7098.N1	28-FEB-2010 02:53:44	Bright	34.000	144	18Del Cyg	2.8600	11000.	68	41812	No
35	GOM_NL__2PRFIN20100228_025553_000000422087_00175_41812_7099.N1	28-FEB-2010 02:55:53	Bright	41.500	5	3Alp Lyr	0.033000	11000.	83	41812	No
36	GOM_NL__2PRFIN20100228_030325_000000402087_00175_41812_7100.N1	28-FEB-2010 03:03:25	Bright	40.000	168	17Zet Aql	2.9860	11000.	80	41812	No
37	GOM_NL__2PRFIN20100228_031459_000000402087_00175_41812_7101.N1	28-FEB-2010 03:14:59	Dark	39.500	57	34Sig Sgr	2.0660	26000.	79	41812	No
38	GOM_NL__2PRFIN20100228_032051_000000532087_00175_41812_7102.N1	28-FEB-2010 03:20:51	Dark	52.500	25	35Lam Sco	1.6200	28000.	105	41812	No
39	GOM_NL__2PRFIN20100228_032305_000000252087_00175_41812_7103.N1	28-FEB-2010 03:23:05	Dark	25.000	136	23Tau Sco	2.8220	30000.	50	41812	No
40	GOM_NL__2PRFIN20100228_032847_000000502087_00176_41813_7094.N1	28-FEB-2010 03:28:47	Dark	49.500	131	Gam Lup	2.8000	26000.	99	41813	No
41	GOM_NL__2PRFIN20100228_033112_000000432087_00176_41813_7095.N1	28-FEB-2010 03:31:12	Dark	42.500	4	Alp1Cen	-0.010000	5800.0	85	41813	No
42	GOM_NL__2PRFIN20100228_033232_000000442087_00176_41813_7096.N1	28-FEB-2010 03:32:32	Dark	43.500	10	Bet Cen	0.61000	28000.	87	41813	No

43	GOM_NL__2PRFIN20100228_033417_000000422087_00176_41813_7097.N1	28-FEB-2010 03:34:17	Dark	42.000	77	Eps Cen	2.3030	28000.	84	41813	No
44	GOM_NL__2PRFIN20100228_033609_000000412087_00176_41813_7098.N1	28-FEB-2010 03:36:09	Dark	41.000	26	Gam Cru	1.6240	2900.0	82	41813	No
45	GOM_NL__2PRFIN20100228_033732_000000452087_00176_41813_7099.N1	28-FEB-2010 03:37:32	Dark	44.500	64	Gam Cen	2.2000	10600.	89	41813	No
46	GOM_NL__2PRFIN20100228_035935_000000452087_00176_41813_7100.N1	28-FEB-2010 03:59:35	Bright	44.500	22	32Alp Leo	1.3600	15200.	89	41813	No
47	GOM_NL__2PRFIN20100228_040215_000000462087_00176_41813_7101.N1	28-FEB-2010 04:02:15	Bright	45.500	51	41Gam1Leo	2.0100	4500.0	91	41813	No
48	GOM_NL__2PRFIN20100228_041117_000000532087_00176_41813_7102.N1	28-FEB-2010 04:11:17	Bright	53.000	174	52Psi UMa	3.0040	4400.0	106	41813	No
49	GOM_NL__2PRFIN20100228_042226_000000382087_00176_41813_7103.N1	28-FEB-2010 04:22:26	Bright	38.000	60	7Bet UMi	2.0810	3950.0	76	41813	No
50	GOM_NL__2PRFIN20100228_042709_000000462087_00176_41813_7104.N1	28-FEB-2010 04:27:09	Bright	46.000	119	14Eta Dra	2.7270	4700.0	92	41813	No
51	GOM_NL__2PRFIN20100228_043130_000000432087_00176_41813_7105.N1	28-FEB-2010 04:31:30	Bright	42.500	130	23Bet Dra	2.7990	5800.0	85	41813	No
52	GOM_NL__2PRFIN20100228_043420_000000352087_00176_41813_7106.N1	28-FEB-2010 04:34:20	Bright	34.500	144	18Del Cyg	2.8600	11000.	69	41813	No
53	GOM_NL__2PRFIN20100228_043629_000000422087_00176_41813_7107.N1	28-FEB-2010 04:36:29	Bright	41.500	5	3Alp Lyr	0.033000	11000.	83	41813	No
54	GOM_NL__2PRFIN20100228_044401_000000572087_00176_41813_7108.N1	28-FEB-2010 04:44:01	Bright	57.000	168	17Zet Aql	2.9860	11000.	114	41813	No
55	GOM_NL__2PRFIN20100228_045535_000000412087_00176_41813_7109.N1	28-FEB-2010 04:55:35	Dark	41.000	57	34Sig Sgr	2.0660	26000.	82	41813	No
56	GOM_NL__2PRFIN20100228_045840_000000402087_00176_41813_7110.N1	28-FEB-2010 04:58:40	Dark	39.500	38	20Eps Sgr	1.8360	11000.	79	41813	No
57	GOM_NL__2PRFIN20100228_050127_000000512087_00176_41813_7111.N1	28-FEB-2010 05:01:27	Dark	50.500	25	35Lam Sco	1.6200	28000.	101	41813	No
58	GOM_NL__2PRFIN20100228_050343_000000252087_00176_41813_7112.N1	28-FEB-2010 05:03:43	Dark	25.000	136	23Tau Sco	2.8220	30000.	50	41813	No
59	GOM_NL__2PRFIN20100228_050924_000000482087_00177_41814_7102.N1	28-FEB-2010 05:09:24	Dark	47.500	131	Gam Lup	2.8000	26000.	95	41814	No
60	GOM_NL__2PRFIN20100228_051149_000000452087_00177_41814_7103.N1	28-FEB-2010 05:11:49	Dark	45.000	4	Alp1Cen	-0.010000	5800.0	90	41814	No
61	GOM_NL__2PRFIN20100228_051308_000000412087_00177_41814_7104.N1	28-FEB-2010 05:13:08	Dark	40.500	10	Bet Cen	0.61000	28000.	81	41814	No
62	GOM_NL__2PRFIN20100228_051454_000000442087_00177_41814_7105.N1	28-FEB-2010 05:14:54	Dark	43.500	77	Eps Cen	2.3030	28000.	87	41814	No
63	GOM_NL__2PRFIN20100228_051646_000000452087_00177_41814_7106.N1	28-FEB-2010 05:16:46	Dark	45.000	26	Gam Cru	1.6240	2900.0	90	41814	No
64	GOM_NL__2PRFIN20100228_051809_000000452087_00177_41814_7107.N1	28-FEB-2010 05:18:09	Dark	44.500	64	Gam Cen	2.2000	10600.	89	41814	No
65	GOM_NL__2PRFIN20100228_054011_000000432087_00177_41814_7108.N1	28-FEB-2010 05:40:11	Bright	43.000	22	32Alp Leo	1.3600	15200.	86	41814	No
66	GOM_NL__2PRFIN20100228_054251_000000462087_00177_41814_7109.N1	28-FEB-2010 05:42:51	Bright	46.000	51	41Gam1Leo	2.0100	4500.0	92	41814	No
67	GOM_NL__2PRFIN20100228_055152_000000492087_00177_41814_7110.N1	28-FEB-2010 05:51:52	Bright	49.000	174	52Psi UMa	3.0040	4400.0	98	41814	No
68	GOM_NL__2PRFIN20100228_055434_000000412087_00177_41814_7111.N1	28-FEB-2010 05:54:34	Bright	41.000	82	48Bet UMa	2.3650	10600.	82	41814	No
69	GOM_NL__2PRFIN20100228_060302_000000462087_00177_41814_7112.N1	28-FEB-2010 06:03:02	Bright	46.000	60	7Bet UMi	2.0810	3950.0	92	41814	No
70	GOM_NL__2PRFIN20100228_060745_000000462087_00177_41814_7113.N1	28-FEB-2010 06:07:45	Bright	46.000	119	14Eta Dra	2.7270	4700.0	92	41814	No
71	GOM_NL__2PRFIN20100228_061206_000000462087_00177_41814_7114.N1	28-FEB-2010 06:12:06	Bright	45.500	130	23Bet Dra	2.7990	5800.0	91	41814	No
72	GOM_NL__2PRFIN20100228_061456_000000532087_00177_41814_7115.N1	28-FEB-2010 06:14:56	Bright	53.000	144	18Del Cyg	2.8600	11000.	106	41814	No
73	GOM_NL__2PRFIN20100228_061705_000000422087_00177_41814_7116.N1	28-FEB-2010 06:17:05	Bright	41.500	5	3Alp Lyr	0.033000	11000.	83	41814	No
74	GOM_NL__2PRFIN20100228_062438_000000402087_00177_41814_7117.N1	28-FEB-2010 06:24:38	Bright	39.500	168	17Zet Aql	2.9860	11000.	79	41814	No
75	GOM_NL__2PRFIN20100228_063612_000000482087_00177_41814_7118.N1	28-FEB-2010 06:36:12	Dark	48.000	57	34Sig Sgr	2.0660	26000.	96	41814	No
76	GOM_NL__2PRFIN20100228_063917_000000422087_00177_41814_7119.N1	28-FEB-2010 06:39:17	Dark	42.000	38	20Eps Sgr	1.8360	11000.	84	41814	No
77	GOM_NL__2PRFIN20100228_064204_000000482087_00177_41814_7120.N1	28-FEB-2010 06:42:04	Dark	47.500	25	35Lam Sco	1.6200	28000.	95	41814	No
78	GOM_NL__2PRFIN20100228_065001_000000502087_00178_41815_7110.N1	28-FEB-2010 06:50:01	Dark	49.500	131	Gam Lup	2.8000	26000.	99	41815	No
79	GOM_NL__2PRFIN20100228_065226_000000462087_00178_41815_7111.N1	28-FEB-2010 06:52:26	Dark	46.000	4	Alp1Cen	-0.010000	5800.0	92	41815	No
80	GOM_NL__2PRFIN20100228_065345_000000502087_00178_41815_7112.N1	28-FEB-2010 06:53:45	Dark	50.000	10	Bet Cen	0.61000	28000.	100	41815	No
81	GOM_NL__2PRFIN20100228_065531_000000442087_00178_41815_7113.N1	28-FEB-2010 06:55:31	Dark	43.500	77	Eps Cen	2.3030	28000.	87	41815	No
82	GOM_NL__2PRFIN20100228_065722_000000452087_00178_41815_7114.N1	28-FEB-2010 06:57:22	Dark	45.000	26	Gam Cru	1.6240	2900.0	90	41815	No
83	GOM_NL__2PRFIN20100228_065845_000000492087_00178_41815_7115.N1	28-FEB-2010 06:58:45	Dark	49.000	64	Gam Cen	2.2000	10600.	98	41815	No
84	GOM_NL__2PRFIN20100228_072047_000000452087_00178_41815_7116.N1	28-FEB-2010 07:20:47	Bright	44.500	22	32Alp Leo	1.3600	15200.	89	41815	No
85	GOM_NL__2PRFIN20100228_072326_000000452087_00178_41815_7117.N1	28-FEB-2010 07:23:26	Bright	45.000	51	41Gam1Leo	2.0100	4500.0	90	41815	No
86	GOM_NL__2PRFIN20100228_073227_000000452087_00178_41815_7118.N1	28-FEB-2010 07:32:27	Bright	45.000	174	52Psi UMa	3.0040	4400.0	90	41815	No
87	GOM_NL__2PRFIN20100228_073509_000000422087_00178_41815_7119.N1	28-FEB-2010 07:35:09	Bright	42.000	82	48Bet UMa	2.3650	10600.	84	41815	No
88	GOM_NL__2PRFIN20100228_074337_000000402087_00178_41815_7120.N1	28-FEB-2010 07:43:37	Bright	39.500	60	7Bet UMi	2.0810	3950.0	79	41815	No
89	GOM_NL__2PRFIN20100228_074821_000000472087_00178_41815_7121.N1	28-FEB-2010 07:48:21	Bright	46.500	119	14Eta Dra	2.7270	4700.0	93	41815	No
90	GOM_NL__2PRFIN20100228_075242_000000472087_00178_41815_7122.N1	28-FEB-2010 07:52:42	Bright	47.000	130	23Bet Dra	2.7990	5800.0	94	41815	No
91	GOM_NL__2PRFIN20100228_075532_000000352087_00178_41815_7123.N1	28-FEB-2010 07:55:32	Bright	34.500	144	18Del Cyg	2.8600	11000.	69	41815	No
92	GOM_NL__2PRFIN20100228_075742_000000452087_00178_41815_7124.N1	28-FEB-2010 07:57:42	Bright	45.000	5	3Alp Lyr	0.033000	11000.	90	41815	No
93	GOM_NL__2PRFIN20100228_080514_000000572087_00178_41815_7125.N1	28-FEB-2010 08:05:14	Bright	57.000	168	17Zet Aql	2.9860	11000.	114	41815	No
94	GOM_NL__2PRFIN20100228_081649_000000442087_00178_41815_7126.N1	28-FEB-2010 08:16:49	Dark	43.500	57	34Sig Sgr	2.0660	26000.	87	41815	No
95	GOM_NL__2PRFIN20100228_081953_000000512087_00178_41815_7127.N1	28-FEB-2010 08:19:53	Dark	50.500	38	20Eps Sgr	1.8360	11000.	101	41815	No
96	GOM_NL__2PRFIN20100228_082241_000000532087_00178_41815_7128.N1	28-FEB-2010 08:22:41	Dark	52.500	25	35Lam Sco	1.6200	28000.	105	41815	No
97	GOM_NL__2PRFIN20100228_083038_000000502087_00179_41816_7118.N1	28-FEB-2010 08:30:38	Dark	49.500	131	Gam Lup	2.8000	26000.	99	41816	No
98	GOM_NL__2PRFIN20100228_083302_000000442087_00179_41816_7119.N1	28-FEB-2010 08:33:02	Dark	43.500	4	Alp1Cen	-0.010000	5800.0	87	41816	No
99	GOM_NL__2PRFIN20100228_083421_000000442087_00179_41816_7120.N1	28-FEB-2010 08:34:21	Dark	43.500	10	Bet Cen	0.61000	28000.	87	41816	No
100	GOM_NL__2PRFIN20100228_083607_000000442087_00179_41816_7121.N1	28-FEB-2010 08:36:07	Dark	43.500	77	Eps Cen	2.3030	28000.	87	41816	No
101	GOM_NL__2PRFIN20100228_083759_000000552087_00179_41816_7122.N1	28-FEB-2010 08:37:59	Dark	55.000	26	Gam Cru	1.6240	2900.0	110	41816	No

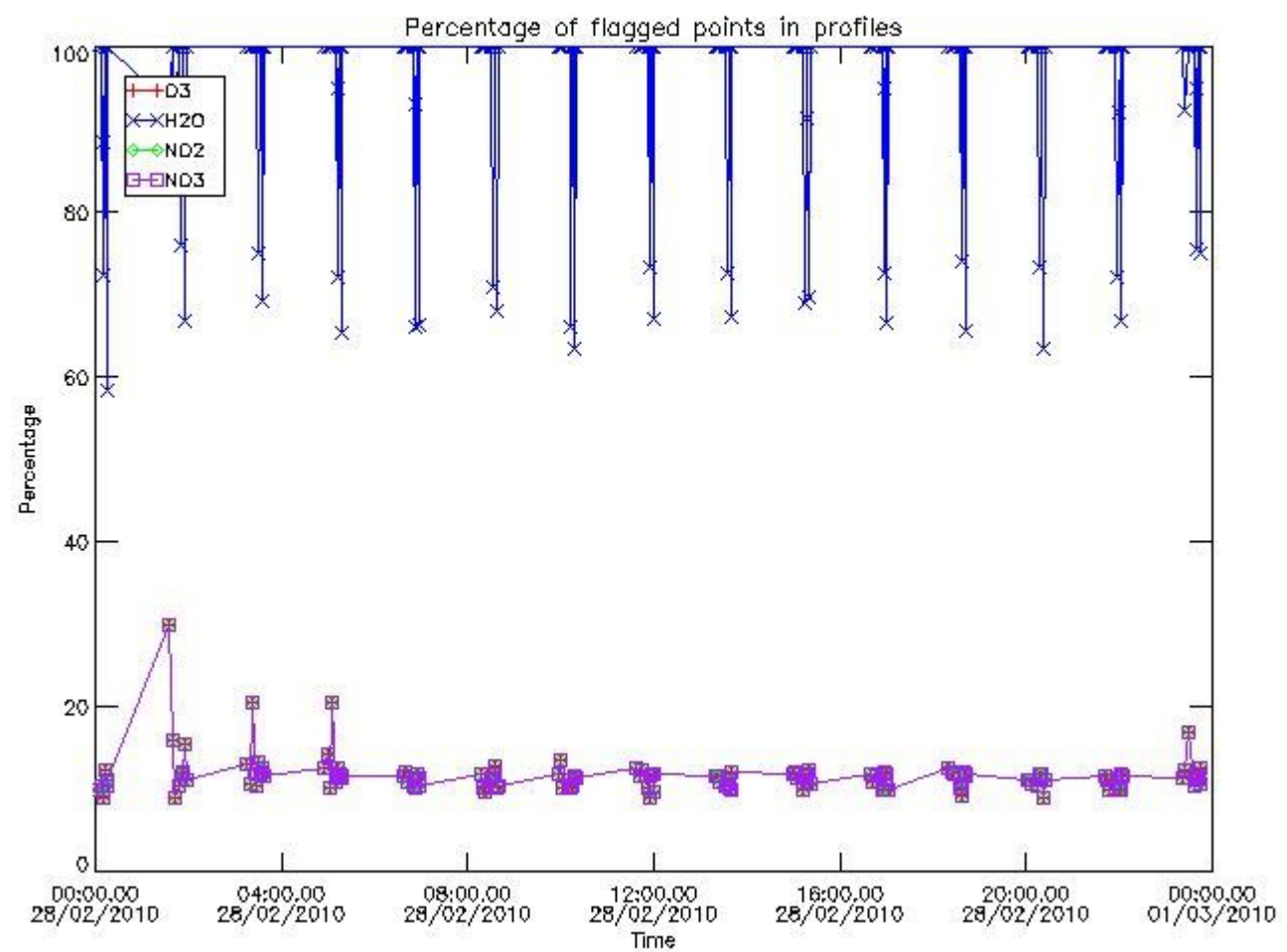
102	GOM_NL__2PRFIN20100228_083922_000000492087_00179_41816_7123.N1	28-FEB-2010 08:39:22	Dark	48.500	64	Gam Cen	2.2000	10600.	97	41816	No
103	GOM_NL__2PRFIN20100228_090123_000000462087_00179_41816_7124.N1	28-FEB-2010 09:01:23	Bright	45.500	22	32Alp Leo	1.3600	15200.	91	41816	No
104	GOM_NL__2PRFIN20100228_090402_000000442087_00179_41816_7125.N1	28-FEB-2010 09:04:02	Bright	43.500	51	41Gam1Leo	2.0100	4500.0	87	41816	No
105	GOM_NL__2PRFIN20100228_091303_000000452087_00179_41816_7126.N1	28-FEB-2010 09:13:03	Bright	45.000	174	52Psi UMa	3.0040	4400.0	90	41816	No
106	GOM_NL__2PRFIN20100228_091545_000000612087_00179_41816_7127.N1	28-FEB-2010 09:15:45	Bright	61.000	82	48Bet UMa	2.3650	10600.	122	41816	No
107	GOM_NL__2PRFIN20100228_092413_000000432087_00179_41816_7128.N1	28-FEB-2010 09:24:13	Bright	42.500	60	7Bet UMi	2.0810	3950.0	85	41816	No
108	GOM_NL__2PRFIN20100228_092856_000000462087_00179_41816_7129.N1	28-FEB-2010 09:28:56	Bright	46.000	119	14Eta Dra	2.7270	4700.0	92	41816	No
109	GOM_NL__2PRFIN20100228_093317_000000472087_00179_41816_7130.N1	28-FEB-2010 09:33:17	Bright	47.000	130	23Bet Dra	2.7990	5800.0	94	41816	No
110	GOM_NL__2PRFIN20100228_093608_000000372087_00179_41816_7131.N1	28-FEB-2010 09:36:08	Bright	37.000	144	18Del Cyg	2.8600	11000.	74	41816	No
111	GOM_NL__2PRFIN20100228_093817_000000432087_00179_41816_7132.N1	28-FEB-2010 09:38:17	Bright	43.000	5	3Alp Lyr	0.033000	11000.	86	41816	No
112	GOM_NL__2PRFIN20100228_094550_000000382087_00179_41816_7133.N1	28-FEB-2010 09:45:50	Bright	38.000	168	17Zet Aql	2.9860	11000.	76	41816	No
113	GOM_NL__2PRFIN20100228_095725_000000442087_00179_41816_7134.N1	28-FEB-2010 09:57:25	Dark	43.500	57	34Sig Sgr	2.0660	26000.	87	41816	No
114	GOM_NL__2PRFIN20100228_100030_000000422087_00179_41816_7135.N1	28-FEB-2010 10:00:30	Dark	41.500	38	20Eps Sgr	1.8360	11000.	83	41816	No
115	GOM_NL__2PRFIN20100228_100318_000000502087_00179_41816_7136.N1	28-FEB-2010 10:03:18	Dark	50.000	25	35Lam Sco	1.6200	28000.	100	41816	No
116	GOM_NL__2PRFIN20100228_101115_000000512087_00180_41817_7126.N1	28-FEB-2010 10:11:15	Dark	50.500	131	Gam Lup	2.8000	26000.	101	41817	No
117	GOM_NL__2PRFIN20100228_101338_000000462087_00180_41817_7127.N1	28-FEB-2010 10:13:38	Dark	46.000	4	Alp1Cen	-0.010000	5800.0	92	41817	No
118	GOM_NL__2PRFIN20100228_101458_000000502087_00180_41817_7128.N1	28-FEB-2010 10:14:58	Dark	49.500	10	Bet Cen	0.61000	28000.	99	41817	No
119	GOM_NL__2PRFIN20100228_101644_000000442087_00180_41817_7129.N1	28-FEB-2010 10:16:44	Dark	44.000	77	Eps Cen	2.3030	28000.	88	41817	No
120	GOM_NL__2PRFIN20100228_101835_000000442087_00180_41817_7130.N1	28-FEB-2010 10:18:35	Dark	44.000	26	Gam Cru	1.6240	2900.0	88	41817	No
121	GOM_NL__2PRFIN20100228_101958_000000452087_00180_41817_7131.N1	28-FEB-2010 10:19:58	Dark	44.500	64	Gam Cen	2.2000	10600.	89	41817	No
122	GOM_NL__2PRFIN20100228_104158_000000452087_00180_41817_7132.N1	28-FEB-2010 10:41:58	Bright	44.500	22	32Alp Leo	1.3600	15200.	89	41817	No
123	GOM_NL__2PRFIN20100228_104437_000000462087_00180_41817_7133.N1	28-FEB-2010 10:44:37	Bright	46.000	51	41Gam1Leo	2.0100	4500.0	92	41817	No
124	GOM_NL__2PRFIN20100228_105338_000000482087_00180_41817_7134.N1	28-FEB-2010 10:53:38	Bright	47.500	174	52Psi UMa	3.0040	4400.0	95	41817	No
125	GOM_NL__2PRFIN20100228_105620_000000432087_00180_41817_7135.N1	28-FEB-2010 10:56:20	Bright	42.500	82	48Bet UMa	2.3650	10600.	85	41817	No
126	GOM_NL__2PRFIN20100228_110449_000000432087_00180_41817_7136.N1	28-FEB-2010 11:04:49	Bright	42.500	60	7Bet UMi	2.0810	3950.0	85	41817	No
127	GOM_NL__2PRFIN20100228_110932_000000482087_00180_41817_7137.N1	28-FEB-2010 11:09:32	Bright	47.500	119	14Eta Dra	2.7270	4700.0	95	41817	No
128	GOM_NL__2PRFIN20100228_111353_000000472087_00180_41817_7138.N1	28-FEB-2010 11:13:53	Bright	47.000	130	23Bet Dra	2.7990	5800.0	94	41817	No
129	GOM_NL__2PRFIN20100228_111644_000000532087_00180_41817_7139.N1	28-FEB-2010 11:16:44	Bright	53.000	144	18Del Cyg	2.8600	11000.	106	41817	No
130	GOM_NL__2PRFIN20100228_111853_000000402087_00180_41817_7140.N1	28-FEB-2010 11:18:53	Bright	39.500	5	3Alp Lyr	0.033000	11000.	79	41817	No
131	GOM_NL__2PRFIN20100228_112626_000000572087_00180_41817_7141.N1	28-FEB-2010 11:26:26	Bright	57.000	168	17Zet Aql	2.9860	11000.	114	41817	No
132	GOM_NL__2PRFIN20100228_113801_000000412087_00180_41817_7142.N1	28-FEB-2010 11:38:01	Dark	41.000	57	34Sig Sgr	2.0660	26000.	82	41817	No
133	GOM_NL__2PRFIN20100228_114107_000000452087_00180_41817_7143.N1	28-FEB-2010 11:41:07	Dark	44.500	38	20Eps Sgr	1.8360	11000.	89	41817	No
134	GOM_NL__2PRFIN20100228_114355_000000502087_00180_41817_7144.N1	28-FEB-2010 11:43:55	Dark	49.500	25	35Lam Sco	1.6200	28000.	99	41817	No
135	GOM_NL__2PRFIN20100228_115153_000000502087_00181_41818_7152.N1	28-FEB-2010 11:51:53	Dark	50.000	131	Gam Lup	2.8000	26000.	100	41818	No
136	GOM_NL__2PRFIN20100228_115415_000000572087_00181_41818_7153.N1	28-FEB-2010 11:54:15	Dark	56.500	4	Alp1Cen	-0.010000	5800.0	113	41818	No
137	GOM_NL__2PRFIN20100228_115534_000000442087_00181_41818_7154.N1	28-FEB-2010 11:55:34	Dark	44.000	10	Bet Cen	0.61000	28000.	88	41818	No
138	GOM_NL__2PRFIN20100228_115720_000000442087_00181_41818_7155.N1	28-FEB-2010 11:57:20	Dark	43.500	77	Eps Cen	2.3030	28000.	87	41818	No
139	GOM_NL__2PRFIN20100228_115911_000000542087_00181_41818_7156.N1	28-FEB-2010 11:59:11	Dark	53.500	26	Gam Cru	1.6240	2900.0	107	41818	No
140	GOM_NL__2PRFIN20100228_120035_000000432087_00181_41818_7157.N1	28-FEB-2010 12:00:35	Dark	43.000	64	Gam Cen	2.2000	10600.	86	41818	No
141	GOM_NL__2PRFIN20100228_122234_000000452087_00181_41818_7158.N1	28-FEB-2010 12:22:34	Bright	44.500	22	32Alp Leo	1.3600	15200.	89	41818	No
142	GOM_NL__2PRFIN20100228_122513_000000462087_00181_41818_7159.N1	28-FEB-2010 12:25:13	Bright	45.500	51	41Gam1Leo	2.0100	4500.0	91	41818	No
143	GOM_NL__2PRFIN20100228_123413_000000462087_00181_41818_7160.N1	28-FEB-2010 12:34:13	Bright	46.000	174	52Psi UMa	3.0040	4400.0	92	41818	No
144	GOM_NL__2PRFIN20100228_123656_000000432087_00181_41818_7161.N1	28-FEB-2010 12:36:56	Bright	42.500	82	48Bet UMa	2.3650	10600.	85	41818	No
145	GOM_NL__2PRFIN20100228_124524_000000432087_00181_41818_7162.N1	28-FEB-2010 12:45:24	Bright	42.500	60	7Bet UMi	2.0810	3950.0	85	41818	No
146	GOM_NL__2PRFIN20100228_125007_000000462087_00181_41818_7163.N1	28-FEB-2010 12:50:07	Bright	46.000	119	14Eta Dra	2.7270	4700.0	92	41818	No
147	GOM_NL__2PRFIN20100228_125428_000000482087_00181_41818_7164.N1	28-FEB-2010 12:54:28	Bright	47.500	130	23Bet Dra	2.7990	5800.0	95	41818	No
148	GOM_NL__2PRFIN20100228_125720_000000362087_00181_41818_7165.N1	28-FEB-2010 12:57:20	Bright	35.500	144	18Del Cyg	2.8600	11000.	71	41818	No
149	GOM_NL__2PRFIN20100228_125929_000000452087_00181_41818_7166.N1	28-FEB-2010 12:59:29	Bright	44.500	5	3Alp Lyr	0.033000	11000.	89	41818	No
150	GOM_NL__2PRFIN20100228_130702_000000402087_00181_41818_7167.N1	28-FEB-2010 13:07:02	Bright	40.000	168	17Zet Aql	2.9860	11000.	80	41818	No
151	GOM_NL__2PRFIN20100228_131837_000000452087_00181_41818_7168.N1	28-FEB-2010 13:18:37	Dark	44.500	57	34Sig Sgr	2.0660	26000.	89	41818	No
152	GOM_NL__2PRFIN20100228_132143_000000442087_00181_41818_7169.N1	28-FEB-2010 13:21:43	Dark	44.000	38	20Eps Sgr	1.8360	11000.	88	41818	No
153	GOM_NL__2PRFIN20100228_132431_000000472087_00181_41818_7170.N1	28-FEB-2010 13:24:31	Dark	47.000	25	35Lam Sco	1.6200	28000.	94	41818	No
154	GOM_NL__2PRFIN20100228_133230_000000492087_00182_41819_7163.N1	28-FEB-2010 13:32:30	Dark	49.000	131	Gam Lup	2.8000	26000.	98	41819	No
155	GOM_NL__2PRFIN20100228_133451_000000572087_00182_41819_7164.N1	28-FEB-2010 13:34:51	Dark	57.000	4	Alp1Cen	-0.010000	5800.0	114	41819	No
156	GOM_NL__2PRFIN20100228_133611_000000502087_00182_41819_7165.N1	28-FEB-2010 13:36:11	Dark	50.000	10	Bet Cen	0.61000	28000.	100	41819	No
157	GOM_NL__2PRFIN20100228_133757_000000462087_00182_41819_7166.N1	28-FEB-2010 13:37:57	Dark	45.500	77	Eps Cen	2.3030	28000.	91	41819	No
158	GOM_NL__2PRFIN20100228_133948_000000572087_00182_41819_7167.N1	28-FEB-2010 13:39:48	Dark	57.000	26	Gam Cru	1.6240	2900.0	114	41819	No
159	GOM_NL__2PRFIN20100228_134112_000000422087_00182_41819_7168.N1	28-FEB-2010 13:41:12	Dark	42.000	64	Gam Cen	2.2000	10600.	84	41819	No
160	GOM_NL__2PRFIN20100228_140310_000000452087_00182_41819_7169.N1	28-FEB-2010 14:03:10	Bright	45.000	22	32Alp Leo	1.3600	15200.	90	41819	No

161	GOM_NL__2PRFIN20100228_140549_000000452087_00182_41819_7170.N1	28-FEB-2010 14:05:49	Bright	44.500	51	41Gam1Leo	2.0100	4500.0	89	41819	No
162	GOM_NL__2PRFIN20100228_141448_000000672087_00182_41819_7171.N1	28-FEB-2010 14:14:48	Bright	67.000	174	52Psi UMa	3.0040	4400.0	134	41819	No
163	GOM_NL__2PRFIN20100228_141731_000000612087_00182_41819_7172.N1	28-FEB-2010 14:17:31	Bright	61.000	82	48Bet UMa	2.3650	10600.	122	41819	No
164	GOM_NL__2PRFIN20100228_142600_000000422087_00182_41819_7173.N1	28-FEB-2010 14:26:00	Bright	42.000	60	7Bet UMi	2.0810	3950.0	84	41819	No
165	GOM_NL__2PRFIN20100228_143042_000000472087_00182_41819_7174.N1	28-FEB-2010 14:30:42	Bright	47.000	119	14Eta Dra	2.7270	4700.0	94	41819	No
166	GOM_NL__2PRFIN20100228_143504_000000492087_00182_41819_7175.N1	28-FEB-2010 14:35:04	Bright	48.500	130	23Bet Dra	2.7990	5800.0	97	41819	No
167	GOM_NL__2PRFIN20100228_143756_000000352087_00182_41819_7176.N1	28-FEB-2010 14:37:56	Bright	34.500	144	18Del Cyg	2.8600	11000.	69	41819	No
168	GOM_NL__2PRFIN20100228_144006_000000432087_00182_41819_7177.N1	28-FEB-2010 14:40:06	Bright	42.500	5	3Alp Lyr	0.033000	11000.	85	41819	No
169	GOM_NL__2PRFIN20100228_144739_000000392087_00182_41819_7178.N1	28-FEB-2010 14:47:39	Bright	39.000	168	17Zet Aql	2.9860	11000.	78	41819	No
170	GOM_NL__2PRFIN20100228_145914_000000442087_00182_41819_7179.N1	28-FEB-2010 14:59:14	Dark	43.500	57	34Sig Sgr	2.0660	26000.	87	41819	No
171	GOM_NL__2PRFIN20100228_150219_000000432087_00182_41819_7180.N1	28-FEB-2010 15:02:19	Dark	42.500	38	20Eps Sgr	1.8360	11000.	85	41819	No
172	GOM_NL__2PRFIN20100228_150508_000000492087_00182_41819_7181.N1	28-FEB-2010 15:05:08	Dark	49.000	25	35Lam Sco	1.6200	28000.	98	41819	No
173	GOM_NL__2PRFIN20100228_151307_000000512087_00183_41820_7171.N1	28-FEB-2010 15:13:07	Dark	51.000	131	Gam Lup	2.8000	26000.	102	41820	No
174	GOM_NL__2PRFIN20100228_151528_000000442087_00183_41820_7172.N1	28-FEB-2010 15:15:28	Dark	44.000	4	Alp1Cen	-0.010000	5800.0	88	41820	No
175	GOM_NL__2PRFIN20100228_151647_000000472087_00183_41820_7173.N1	28-FEB-2010 15:16:47	Dark	47.000	10	Bet Cen	0.61000	28000.	94	41820	No
176	GOM_NL__2PRFIN20100228_151834_000000432087_00183_41820_7174.N1	28-FEB-2010 15:18:34	Dark	43.000	77	Eps Cen	2.3030	28000.	86	41820	No
177	GOM_NL__2PRFIN20100228_152024_000000422087_00183_41820_7175.N1	28-FEB-2010 15:20:24	Dark	41.500	26	Gam Cru	1.6240	2900.0	83	41820	No
178	GOM_NL__2PRFIN20100228_152148_000000482087_00183_41820_7176.N1	28-FEB-2010 15:21:48	Dark	47.500	64	Gam Cen	2.2000	10600.	95	41820	No
179	GOM_NL__2PRFIN20100228_154345_000000442087_00183_41820_7177.N1	28-FEB-2010 15:43:45	Bright	43.500	22	32Alp Leo	1.3600	15200.	87	41820	No
180	GOM_NL__2PRFIN20100228_154624_000000452087_00183_41820_7178.N1	28-FEB-2010 15:46:24	Bright	45.000	51	41Gam1Leo	2.0100	4500.0	90	41820	No
181	GOM_NL__2PRFIN20100228_155524_000000462087_00183_41820_7179.N1	28-FEB-2010 15:55:24	Bright	45.500	174	52Psi UMa	3.0040	4400.0	91	41820	No
182	GOM_NL__2PRFIN20100228_155806_000000612087_00183_41820_7180.N1	28-FEB-2010 15:58:06	Bright	61.000	82	48Bet UMa	2.3650	10600.	122	41820	No
183	GOM_NL__2PRFIN20100228_160635_000000422087_00183_41820_7181.N1	28-FEB-2010 16:06:35	Bright	42.000	60	7Bet UMi	2.0810	3950.0	84	41820	No
184	GOM_NL__2PRFIN20100228_161118_000000472087_00183_41820_7182.N1	28-FEB-2010 16:11:18	Bright	47.000	119	14Eta Dra	2.7270	4700.0	94	41820	No
185	GOM_NL__2PRFIN20100228_161540_000000482087_00183_41820_7183.N1	28-FEB-2010 16:15:40	Bright	48.000	130	23Bet Dra	2.7990	5800.0	96	41820	No
186	GOM_NL__2PRFIN20100228_161832_000000372087_00183_41820_7184.N1	28-FEB-2010 16:18:32	Bright	36.500	144	18Del Cyg	2.8600	11000.	73	41820	No
187	GOM_NL__2PRFIN20100228_162041_000000452087_00183_41820_7185.N1	28-FEB-2010 16:20:41	Bright	45.000	5	3Alp Lyr	0.033000	11000.	90	41820	No
188	GOM_NL__2PRFIN20100228_162815_000000382087_00183_41820_7186.N1	28-FEB-2010 16:28:15	Bright	38.000	168	17Zet Aql	2.9860	11000.	76	41820	No
189	GOM_NL__2PRFIN20100228_163950_000000432087_00183_41820_7187.N1	28-FEB-2010 16:39:50	Dark	43.000	57	34Sig Sgr	2.0660	26000.	86	41820	No
190	GOM_NL__2PRFIN20100228_164256_000000472087_00183_41820_7188.N1	28-FEB-2010 16:42:56	Dark	47.000	38	20Eps Sgr	1.8360	11000.	94	41820	No
191	GOM_NL__2PRFIN20100228_164545_000000452087_00183_41820_7189.N1	28-FEB-2010 16:45:45	Dark	44.500	25	35Lam Sco	1.6200	28000.	89	41820	No
192	GOM_NL__2PRFIN20100228_165344_000000512087_00184_41821_7184.N1	28-FEB-2010 16:53:44	Dark	51.000	131	Gam Lup	2.8000	26000.	102	41821	No
193	GOM_NL__2PRFIN20100228_165605_000000432087_00184_41821_7185.N1	28-FEB-2010 16:56:05	Dark	42.500	4	Alp1Cen	-0.010000	5800.0	85	41821	No
194	GOM_NL__2PRFIN20100228_165724_000000512087_00184_41821_7186.N1	28-FEB-2010 16:57:24	Dark	51.000	10	Bet Cen	0.61000	28000.	102	41821	No
195	GOM_NL__2PRFIN20100228_165911_000000432087_00184_41821_7187.N1	28-FEB-2010 16:59:11	Dark	43.000	77	Eps Cen	2.3030	28000.	86	41821	No
196	GOM_NL__2PRFIN20100228_170101_000000562087_00184_41821_7188.N1	28-FEB-2010 17:01:01	Dark	55.500	26	Gam Cru	1.6240	2900.0	111	41821	No
197	GOM_NL__2PRFIN20100228_170224_000000512087_00184_41821_7189.N1	28-FEB-2010 17:02:24	Dark	51.000	64	Gam Cen	2.2000	10600.	102	41821	No
198	GOM_NL__2PRFIN20100228_172421_000000452087_00184_41821_7190.N1	28-FEB-2010 17:24:21	Bright	45.000	22	32Alp Leo	1.3600	15200.	90	41821	No
199	GOM_NL__2PRFIN20100228_172700_000000452087_00184_41821_7191.N1	28-FEB-2010 17:27:00	Bright	45.000	51	41Gam1Leo	2.0100	4500.0	90	41821	No
200	GOM_NL__2PRFIN20100228_173559_000000452087_00184_41821_7192.N1	28-FEB-2010 17:35:59	Bright	44.500	174	52Psi UMa	3.0040	4400.0	89	41821	No
201	GOM_NL__2PRFIN20100228_173842_000000432087_00184_41821_7193.N1	28-FEB-2010 17:38:42	Bright	42.500	82	48Bet UMa	2.3650	10600.	85	41821	No
202	GOM_NL__2PRFIN20100228_174711_000000422087_00184_41821_7194.N1	28-FEB-2010 17:47:11	Bright	41.500	60	7Bet UMi	2.0810	3950.0	83	41821	No
203	GOM_NL__2PRFIN20100228_175154_000000432087_00184_41821_7195.N1	28-FEB-2010 17:51:54	Bright	42.500	119	14Eta Dra	2.7270	4700.0	85	41821	No
204	GOM_NL__2PRFIN20100228_175616_000000482087_00184_41821_7196.N1	28-FEB-2010 17:56:16	Bright	48.000	130	23Bet Dra	2.7990	5800.0	96	41821	No
205	GOM_NL__2PRFIN20100228_175908_000000352087_00184_41821_7197.N1	28-FEB-2010 17:59:08	Bright	34.500	144	18Del Cyg	2.8600	11000.	69	41821	No
206	GOM_NL__2PRFIN20100228_180117_000000422087_00184_41821_7198.N1	28-FEB-2010 18:01:17	Bright	42.000	5	3Alp Lyr	0.033000	11000.	84	41821	No
207	GOM_NL__2PRFIN20100228_180852_000000572087_00184_41821_7199.N1	28-FEB-2010 18:08:52	Bright	57.000	168	17Zet Aql	2.9860	11000.	114	41821	No
208	GOM_NL__2PRFIN20100228_182027_000000412087_00184_41821_7200.N1	28-FEB-2010 18:20:27	Dark	40.500	57	34Sig Sgr	2.0660	26000.	81	41821	No
209	GOM_NL__2PRFIN20100228_182332_000000432087_00184_41821_7201.N1	28-FEB-2010 18:23:32	Dark	42.500	38	20Eps Sgr	1.8360	11000.	85	41821	No
210	GOM_NL__2PRFIN20100228_182622_000000442087_00184_41821_7202.N1	28-FEB-2010 18:26:22	Dark	43.500	25	35Lam Sco	1.6200	28000.	87	41821	No
211	GOM_NL__2PRFIN20100228_183421_000000502087_00185_41822_7192.N1	28-FEB-2010 18:34:21	Dark	50.000	131	Gam Lup	2.8000	26000.	100	41822	No
212	GOM_NL__2PRFIN20100228_183641_000000562087_00185_41822_7193.N1	28-FEB-2010 18:36:41	Dark	56.000	4	Alp1Cen	-0.010000	5800.0	112	41822	No
213	GOM_NL__2PRFIN20100228_183801_000000512087_00185_41822_7194.N1	28-FEB-2010 18:38:01	Dark	50.500	10	Bet Cen	0.61000	28000.	101	41822	No
214	GOM_NL__2PRFIN20100228_183947_000000422087_00185_41822_7195.N1	28-FEB-2010 18:39:47	Dark	42.000	77	Eps Cen	2.3030	28000.	84	41822	No
215	GOM_NL__2PRFIN20100228_184138_000000442087_00185_41822_7196.N1	28-FEB-2010 18:41:38	Dark	44.000	26	Gam Cru	1.6240	2900.0	88	41822	No
216	GOM_NL__2PRFIN20100228_184301_000000432087_00185_41822_7197.N1	28-FEB-2010 18:43:01	Dark	42.500	64	Gam Cen	2.2000	10600.	85	41822	No
217	GOM_NL__2PRFIN20100228_190457_000000432087_00185_41822_7198.N1	28-FEB-2010 19:04:57	Bright	42.500	22	32Alp Leo	1.3600	15200.	85	41822	No
218	GOM_NL__2PRFIN20100228_190736_000000462087_00185_41822_7199.N1	28-FEB-2010 19:07:36	Bright	45.500	51	41Gam1Leo	2.0100	4500.0	91	41822	No
219	GOM_NL__2PRFIN20100228_191634_000000462087_00185_41822_7200.N1	28-FEB-2010 19:16:34	Bright	46.000	174	52Psi UMa	3.0040	4400.0	92	41822	No

220	GOM_NL__2PRFIN20100228_191918_000000422087_00185_41822_7201.N1	28-FEB-2010 19:19:18	Bright	41.500	82	48Bet UMa	2.3650	10600.	83	41822	No
221	GOM_NL__2PRFIN20100228_192747_000000432087_00185_41822_7202.N1	28-FEB-2010 19:27:47	Bright	42.500	60	7Bet UMi	2.0810	3950.0	85	41822	No
222	GOM_NL__2PRFIN20100228_193229_000000482087_00185_41822_7203.N1	28-FEB-2010 19:32:29	Bright	47.500	119	14Eta Dra	2.7270	4700.0	95	41822	No
223	GOM_NL__2PRFIN20100228_193651_000000452087_00185_41822_7204.N1	28-FEB-2010 19:36:51	Bright	45.000	130	23Bet Dra	2.7990	5800.0	90	41822	No
224	GOM_NL__2PRFIN20100228_193944_000000382087_00185_41822_7205.N1	28-FEB-2010 19:39:44	Bright	37.500	144	18Del Cyg	2.8600	11000.	75	41822	No
225	GOM_NL__2PRFIN20100228_194153_000000402087_00185_41822_7206.N1	28-FEB-2010 19:41:53	Bright	40.000	5	3Alp Lyr	0.033000	11000.	80	41822	No
226	GOM_NL__2PRFIN20100228_194928_000000422087_00185_41822_7207.N1	28-FEB-2010 19:49:28	Bright	41.500	168	17Zet Aql	2.9860	11000.	83	41822	No
227	GOM_NL__2PRFIN20100228_200103_000000462087_00185_41822_7208.N1	28-FEB-2010 20:01:03	Dark	46.000	57	34Sig Sgr	2.0660	26000.	92	41822	No
228	GOM_NL__2PRFIN20100228_200409_000000462087_00185_41822_7209.N1	28-FEB-2010 20:04:09	Dark	45.500	38	20Eps Sgr	1.8360	11000.	91	41822	No
229	GOM_NL__2PRFIN20100228_200658_000000492087_00185_41822_7210.N1	28-FEB-2010 20:06:58	Dark	48.500	25	35Lam Sco	1.6200	28000.	97	41822	No
230	GOM_NL__2PRFIN20100228_201458_000000492087_00186_41823_7200.N1	28-FEB-2010 20:14:58	Dark	49.000	131	Gam Lup	2.8000	26000.	98	41823	No
231	GOM_NL__2PRFIN20100228_201718_000000442087_00186_41823_7201.N1	28-FEB-2010 20:17:18	Dark	43.500	4	Alp1Cen	-0.010000	5800.0	87	41823	No
232	GOM_NL__2PRFIN20100228_201837_000000462087_00186_41823_7202.N1	28-FEB-2010 20:18:37	Dark	45.500	10	Bet Cen	0.61000	28000.	91	41823	No
233	GOM_NL__2PRFIN20100228_202024_000000432087_00186_41823_7203.N1	28-FEB-2010 20:20:24	Dark	43.000	77	Eps Cen	2.3030	28000.	86	41823	No
234	GOM_NL__2PRFIN20100228_202214_000000572087_00186_41823_7204.N1	28-FEB-2010 20:22:14	Dark	56.500	26	Gam Cru	1.6240	2900.0	113	41823	No
235	GOM_NL__2PRFIN20100228_202338_000000452087_00186_41823_7205.N1	28-FEB-2010 20:23:38	Dark	45.000	64	Gam Cen	2.2000	10600.	90	41823	No
236	GOM_NL__2PRFIN20100228_204533_000000452087_00186_41823_7206.N1	28-FEB-2010 20:45:33	Bright	44.500	22	32Alp Leo	1.3600	15200.	89	41823	No
237	GOM_NL__2PRFIN20100228_204811_000000442087_00186_41823_7207.N1	28-FEB-2010 20:48:11	Bright	44.000	51	41Gam1Leo	2.0100	4500.0	88	41823	No
238	GOM_NL__2PRFIN20100228_205709_000000452087_00186_41823_7208.N1	28-FEB-2010 20:57:09	Bright	44.500	174	52Psi UMa	3.0040	4400.0	89	41823	No
239	GOM_NL__2PRFIN20100228_205953_000000422087_00186_41823_7209.N1	28-FEB-2010 20:59:53	Bright	41.500	82	48Bet UMa	2.3650	10600.	83	41823	No
240	GOM_NL__2PRFIN20100228_210822_000000432087_00186_41823_7210.N1	28-FEB-2010 21:08:22	Bright	42.500	60	7Bet UMi	2.0810	3950.0	85	41823	No
241	GOM_NL__2PRFIN20100228_211305_000000482087_00186_41823_7211.N1	28-FEB-2010 21:13:05	Bright	48.000	119	14Eta Dra	2.7270	4700.0	96	41823	No
242	GOM_NL__2PRFIN20100228_211727_000000422087_00186_41823_7212.N1	28-FEB-2010 21:17:27	Bright	42.000	130	23Bet Dra	2.7990	5800.0	84	41823	No
243	GOM_NL__2PRFIN20100228_212020_000000342087_00186_41823_7213.N1	28-FEB-2010 21:20:20	Bright	34.000	144	18Del Cyg	2.8600	11000.	68	41823	No
244	GOM_NL__2PRFIN20100228_212229_000000402087_00186_41823_7214.N1	28-FEB-2010 21:22:29	Bright	40.000	5	3Alp Lyr	0.033000	11000.	80	41823	No
245	GOM_NL__2PRFIN20100228_213004_000000392087_00186_41823_7215.N1	28-FEB-2010 21:30:04	Bright	39.000	168	17Zet Aql	2.9860	11000.	78	41823	No
246	GOM_NL__2PRFIN20100228_214140_000000442087_00186_41823_7216.N1	28-FEB-2010 21:41:40	Dark	44.000	57	34Sig Sgr	2.0660	26000.	88	41823	No
247	GOM_NL__2PRFIN20100228_214446_000000462087_00186_41823_7217.N1	28-FEB-2010 21:44:46	Dark	45.500	38	20Eps Sgr	1.8360	11000.	91	41823	No
248	GOM_NL__2PRFIN20100228_214735_000000522087_00186_41823_7218.N1	28-FEB-2010 21:47:35	Dark	51.500	25	35Lam Sco	1.6200	28000.	103	41823	No
249	GOM_NL__2PRFIN20100228_215535_000000502087_00187_41824_7208.N1	28-FEB-2010 21:55:35	Dark	50.000	131	Gam Lup	2.8000	26000.	100	41824	No
250	GOM_NL__2PRFIN20100228_215754_000000452087_00187_41824_7209.N1	28-FEB-2010 21:57:54	Dark	45.000	4	Alp1Cen	-0.010000	5800.0	90	41824	No
251	GOM_NL__2PRFIN20100228_215913_000000512087_00187_41824_7210.N1	28-FEB-2010 21:59:13	Dark	51.000	10	Bet Cen	0.61000	28000.	102	41824	No
252	GOM_NL__2PRFIN20100228_220100_000000442087_00187_41824_7211.N1	28-FEB-2010 22:01:00	Dark	43.500	77	Eps Cen	2.3030	28000.	87	41824	No
253	GOM_NL__2PRFIN20100228_220250_000000522087_00187_41824_7212.N1	28-FEB-2010 22:02:50	Dark	51.500	26	Gam Cru	1.6240	2900.0	103	41824	No
254	GOM_NL__2PRFIN20100228_220414_000000452087_00187_41824_7213.N1	28-FEB-2010 22:04:14	Dark	44.500	64	Gam Cen	2.2000	10600.	89	41824	No
255	GOM_NL__2PRFIN20100228_222608_000000452087_00187_41824_7214.N1	28-FEB-2010 22:26:08	Bright	44.500	22	32Alp Leo	1.3600	15200.	89	41824	No
256	GOM_NL__2PRFIN20100228_222847_000000452087_00187_41824_7215.N1	28-FEB-2010 22:28:47	Bright	44.500	51	41Gam1Leo	2.0100	4500.0	89	41824	No
257	GOM_NL__2PRFIN20100228_223745_000000442087_00187_41824_7216.N1	28-FEB-2010 22:37:45	Bright	44.000	174	52Psi UMa	3.0040	4400.0	88	41824	No
258	GOM_NL__2PRFIN20100228_224028_000000412087_00187_41824_7217.N1	28-FEB-2010 22:40:28	Bright	41.000	82	48Bet UMa	2.3650	10600.	82	41824	No
259	GOM_NL__2PRFIN20100228_224148_000000412087_00187_41824_7218.N1	28-FEB-2010 22:41:48	Bright	40.500	36	50Alp UMa	1.8000	6300.0	81	41824	No
260	GOM_NL__2PRFIN20100228_224857_000000382087_00187_41824_7219.N1	28-FEB-2010 22:48:57	Bright	38.000	60	7Bet UMi	2.0810	3950.0	76	41824	No
261	GOM_NL__2PRFIN20100228_225340_000000422087_00187_41824_7220.N1	28-FEB-2010 22:53:40	Bright	41.500	119	14Eta Dra	2.7270	4700.0	83	41824	No
262	GOM_NL__2PRFIN20100228_225802_000000462087_00187_41824_7221.N1	28-FEB-2010 22:58:02	Bright	46.000	130	23Bet Dra	2.7990	5800.0	92	41824	No
263	GOM_NL__2PRFIN20100228_230056_000000352087_00187_41824_7222.N1	28-FEB-2010 23:00:56	Bright	35.000	144	18Del Cyg	2.8600	11000.	70	41824	No
264	GOM_NL__2PRFIN20100228_230305_000000392087_00187_41824_7223.N1	28-FEB-2010 23:03:05	Bright	39.000	5	3Alp Lyr	0.033000	11000.	78	41824	No
265	GOM_NL__2PRFIN20100228_231040_000000392087_00187_41824_7224.N1	28-FEB-2010 23:10:40	Bright	38.500	168	17Zet Aql	2.9860	11000.	77	41824	No
266	GOM_NL__2PRFIN20100228_232216_000000452087_00187_41824_7225.N1	28-FEB-2010 23:22:16	Dark	45.000	57	34Sig Sgr	2.0660	26000.	90	41824	No
267	GOM_NL__2PRFIN20100228_232522_000000462087_00187_41824_7226.N1	28-FEB-2010 23:25:22	Dark	45.500	38	20Eps Sgr	1.8360	11000.	91	41824	No
268	GOM_NL__2PRFIN20100228_232812_000000432087_00187_41824_7227.N1	28-FEB-2010 23:28:12	Dark	42.500	25	35Lam Sco	1.6200	28000.	85	41824	No
269	GOM_NL__2PRFIN20100228_233612_000000502087_00188_41825_7216.N1	28-FEB-2010 23:36:12	Dark	49.500	131	Gam Lup	2.8000	26000.	99	41825	No
270	GOM_NL__2PRFIN20100228_233831_000000452087_00188_41825_7217.N1	28-FEB-2010 23:38:31	Dark	45.000	4	Alp1Cen	-0.010000	5800.0	90	41825	No
271	GOM_NL__2PRFIN20100228_233950_000000512087_00188_41825_7218.N1	28-FEB-2010 23:39:50	Dark	51.000	10	Bet Cen	0.61000	28000.	102	41825	No
272	GOM_NL__2PRFIN20100228_234137_000000442087_00188_41825_7219.N1	28-FEB-2010 23:41:37	Dark	44.000	77	Eps Cen	2.3030	28000.	88	41825	No
273	GOM_NL__2PRFIN20100228_234327_000000412087_00188_41825_7220.N1	28-FEB-2010 23:43:27	Dark	40.500	26	Gam Cru	1.6240	2900.0	81	41825	No
274	GOM_NL__2PRFIN20100228_234451_000000482087_00188_41825_7221.N1	28-FEB-2010 23:44:51	Dark	48.000	64	Gam Cen	2.2000	10600.	96	41825	No

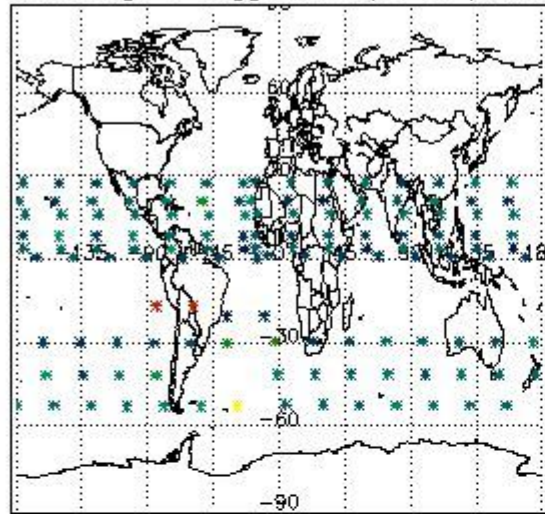
In this section it is plotted some information contained in the Quality Summary data set of the level 2 products. Only products in dark limb conditions and without errors (error flag in the MPH set to "0") are used.

3.1 Plot quality information per product (time dependant)

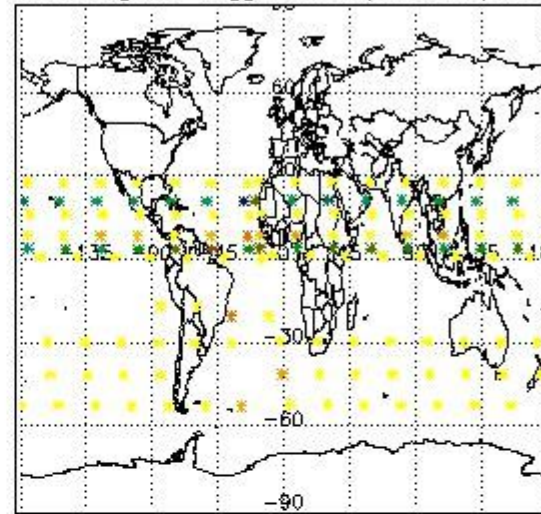


3.2 Plot quality information per product (world map)


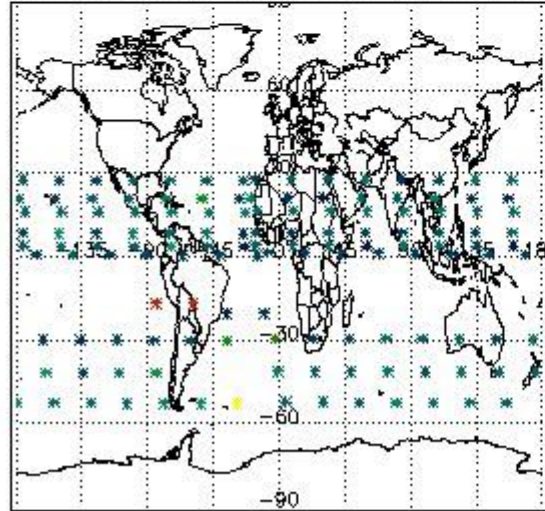
Percentage of flagged data per O3 profile



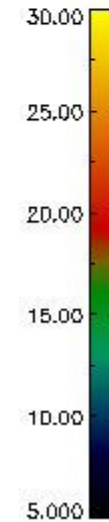
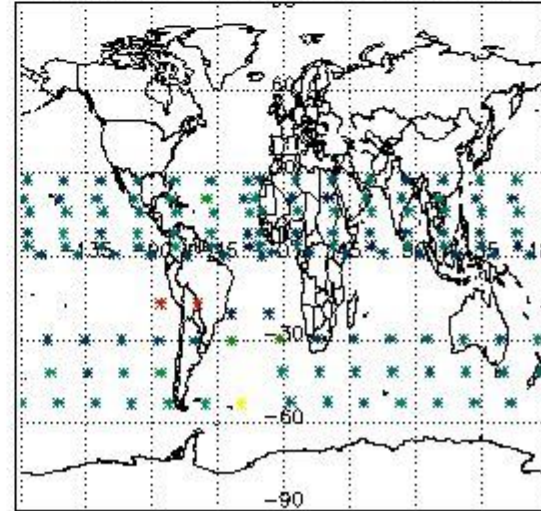
Percentage of flagged data per H2O profile



Percentage of flagged data per NO2 profile



Percentage of flagged data per NO3 profile

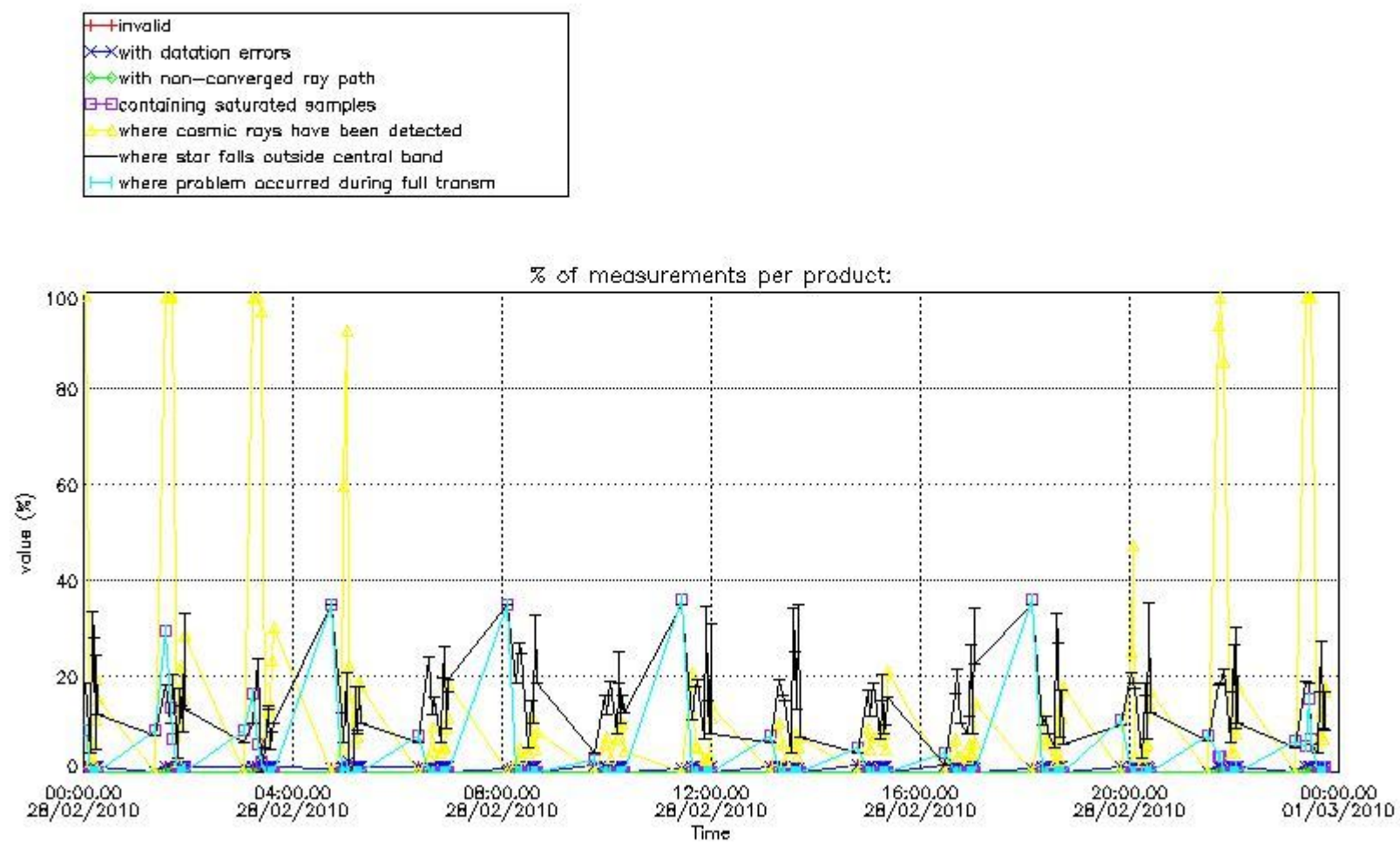


4. Level 1 quality information per product

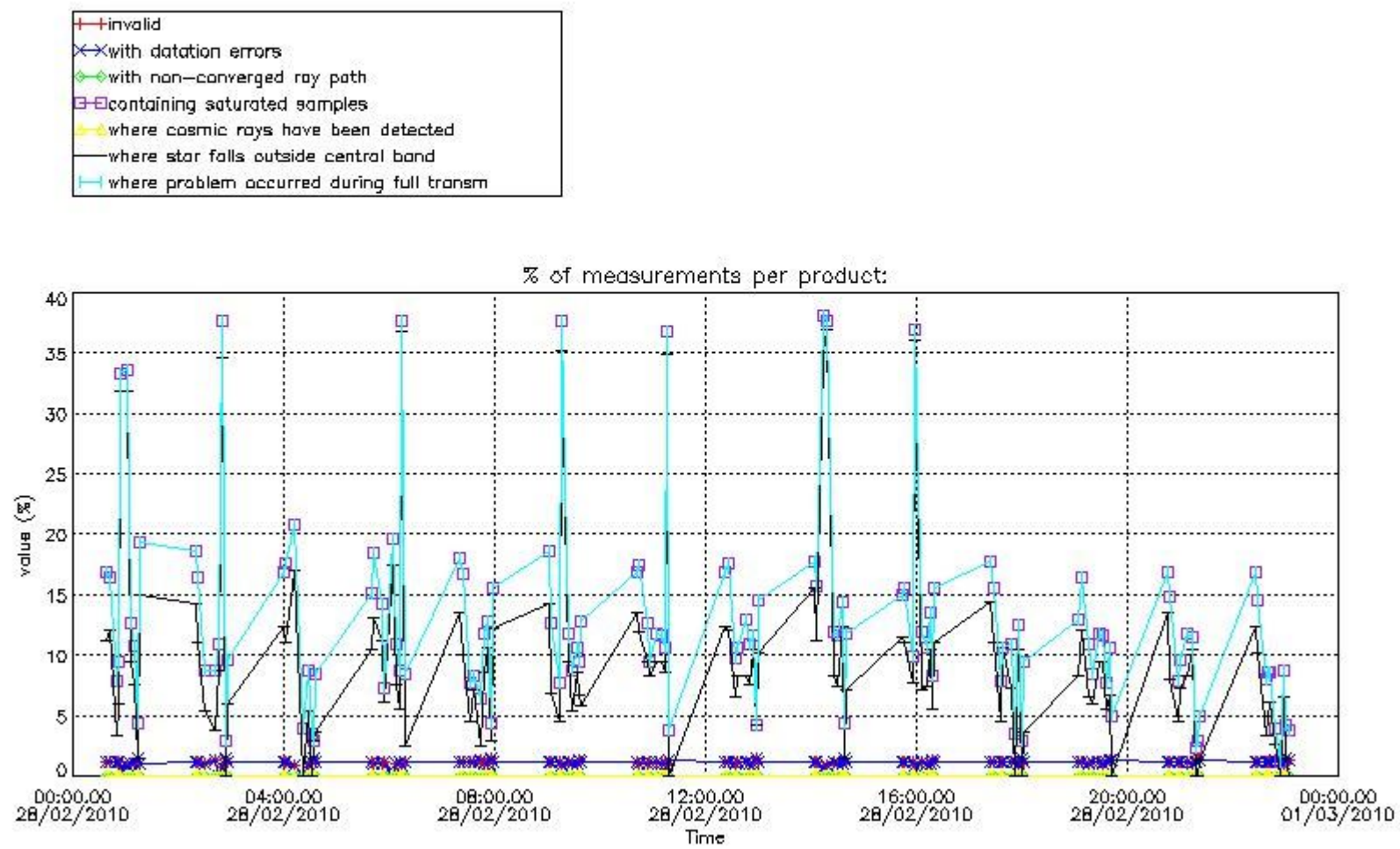
In this section it is plotted some information contained in the Quality Summary data set of the level 2 products that comes from the level 1b processing. Products without errors (error flag in the MPH set to "0") are used.

4.1 Plot quality information per product (time dependant) coming from level 1b processing

4.1.1 Plot level 1 quality information per product (time dependant): ENVISAT ASCENDING passes



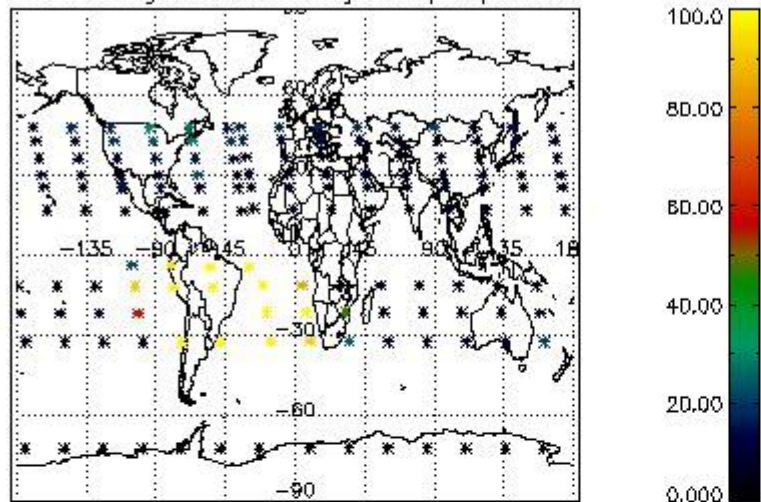
4.1.2 Plot level 1 quality information per product (time dependant): ENVI SAT DESCENDING passes



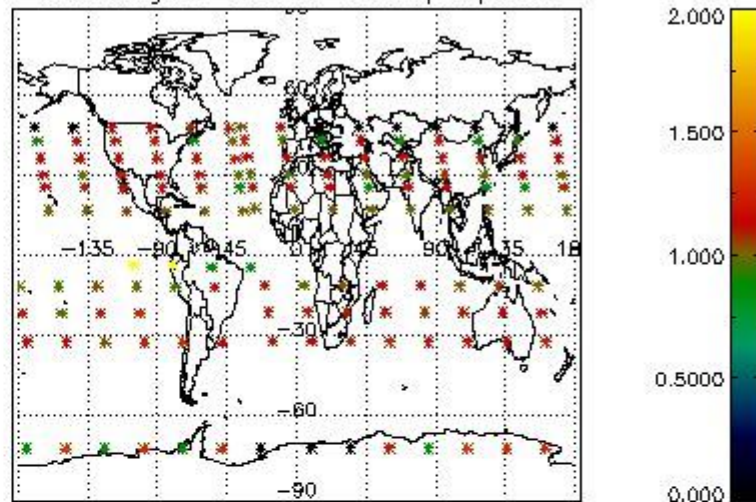
4.2 Plot quality information per product coming from level 1b processing (world map)

4.2.1 Plot level 1 quality information per product (world map): ENVISAT ASCENDING passes

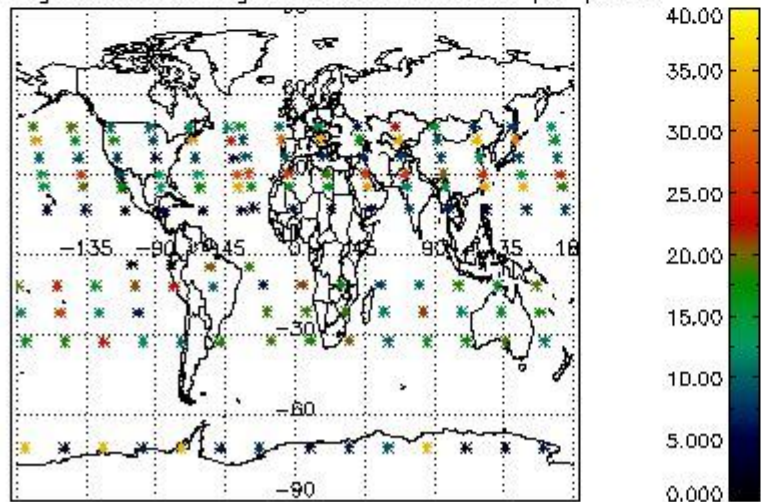
Percentage of cosmic ray hits per profile



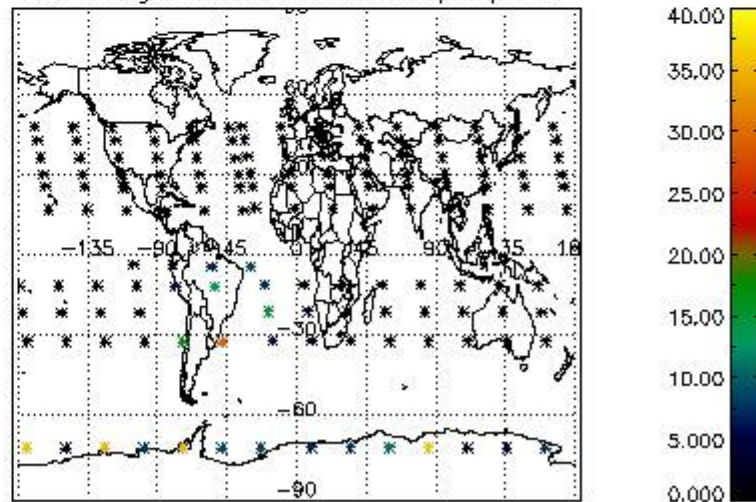
Percentage of datation errors per profile



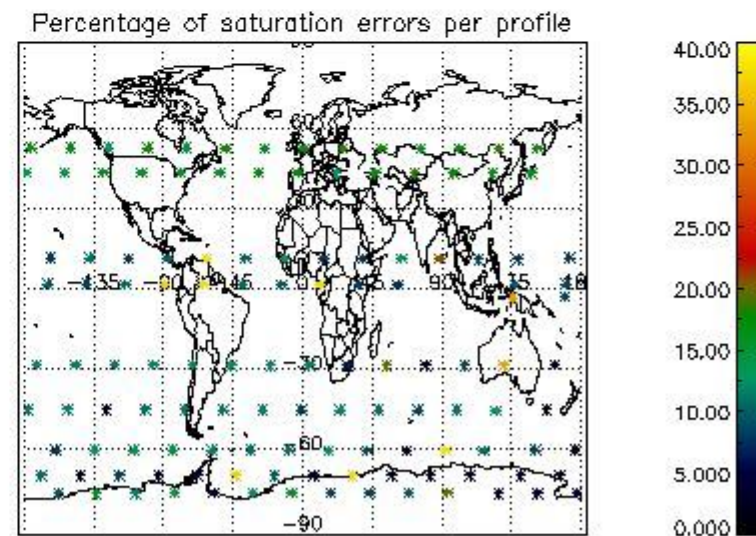
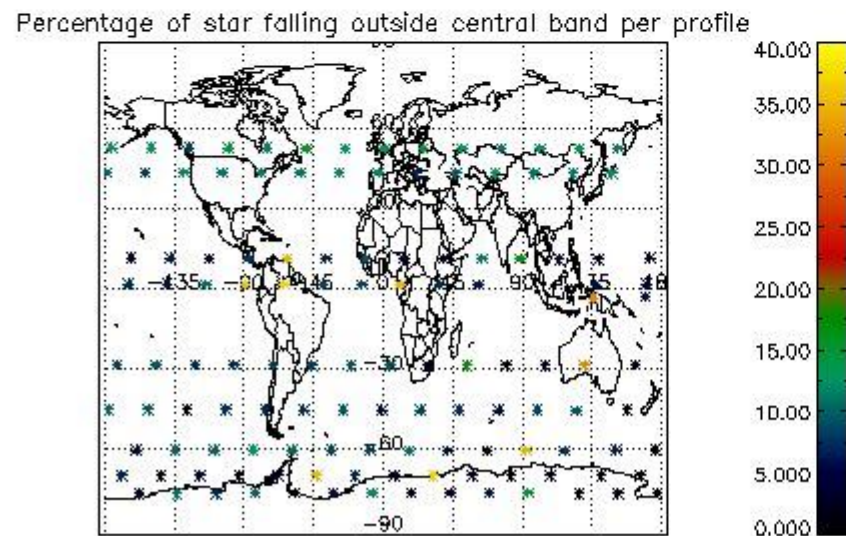
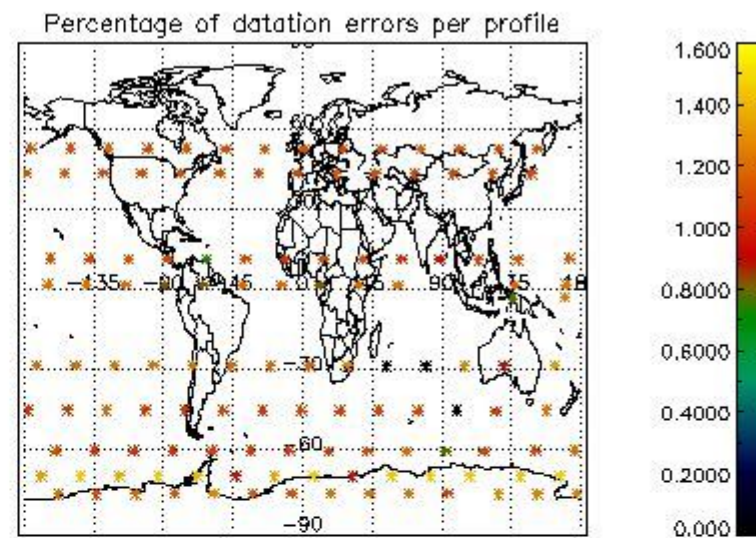
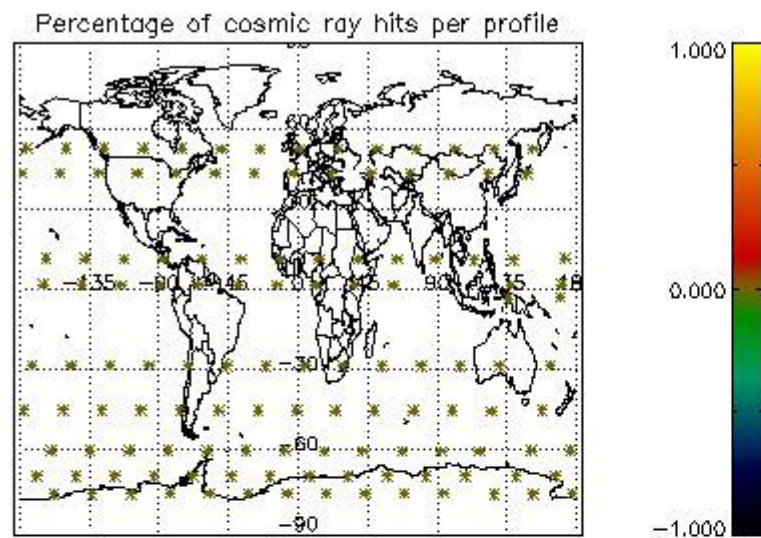
Percentage of star falling outside central band per profile



Percentage of saturation errors per profile



4.2.2 Plot level 1 quality information per product (world map): ENVISAT DESCENDING passes



5. Trace gas profiles

5.1 Ozone statistics based on quality of products

The final quality of the products can be "measured" using the STD (Standard Deviation) attached to every point profile. This information is written to the parameter GOM_NL__2P/NL_LOCAL_SPECIES_DENSITY/o3_std of the level 2 products. The table below shows the statistics for given STD ranges.

The statistics are given with respect to the overall valid production:

- Products without fatal errors: GOM_NL__2P/MPH/PRODUCT_ERR=0
- Valid point profile: GOM_NL__2P/NL_LOCAL_SPECIES_DENSITY/pcd(0)=0

The 'Criteria' is applied to valid points of dark limb products:

- Products in dark limb illumination condition: GOM_NL__2P/NL_SUMMARY_QUALITY/obs_ill_cond=0
- Products without fatal errors: GOM_NL__2P/MPH/PRODUCT_ERR=0
- Valid point profile: GOM_NL__2P/NL_LOCAL_SPECIES_DENSITY/pcd(0)=0

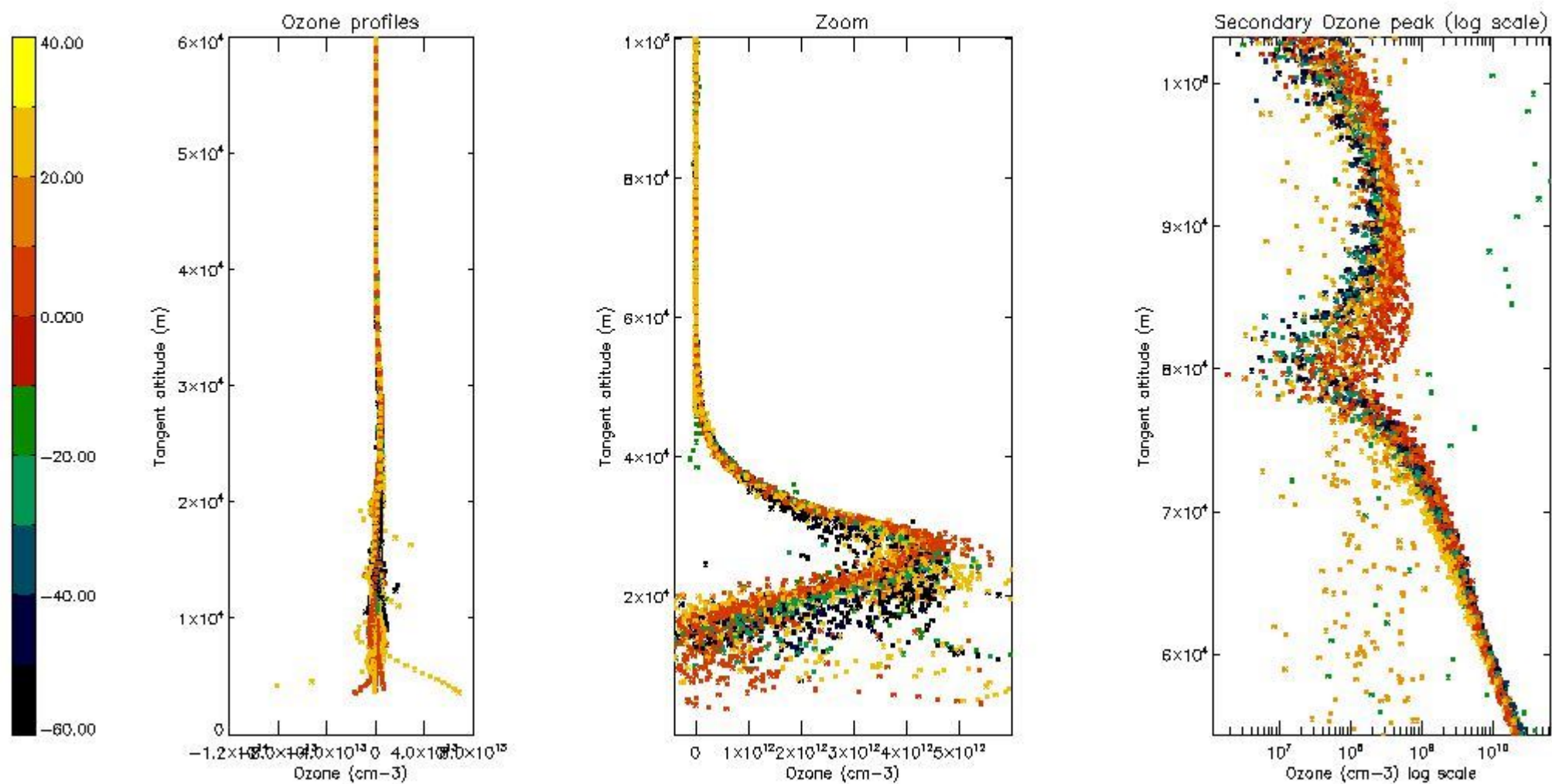
So, the table below shows the percentage of dark limb and valid observations for each criteria with respect to the overall valid daily observations.

Criteria	% of total production
All STD	51
STD < 20	29

STD < 10	24
STD < 5	17

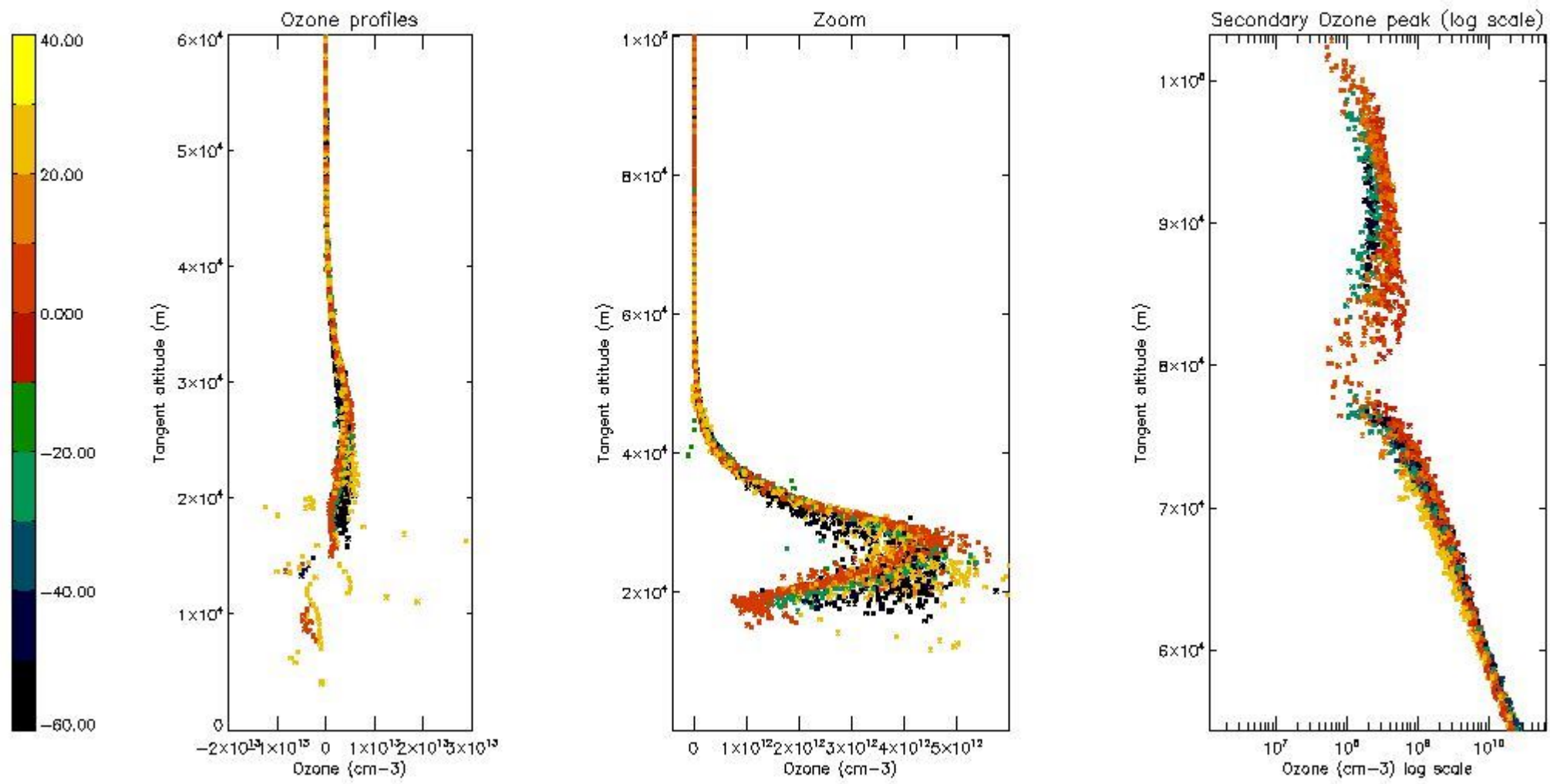
5.2 Plot ozone profiles for all STD (dark without errors)

The colorbar represents the latitude.



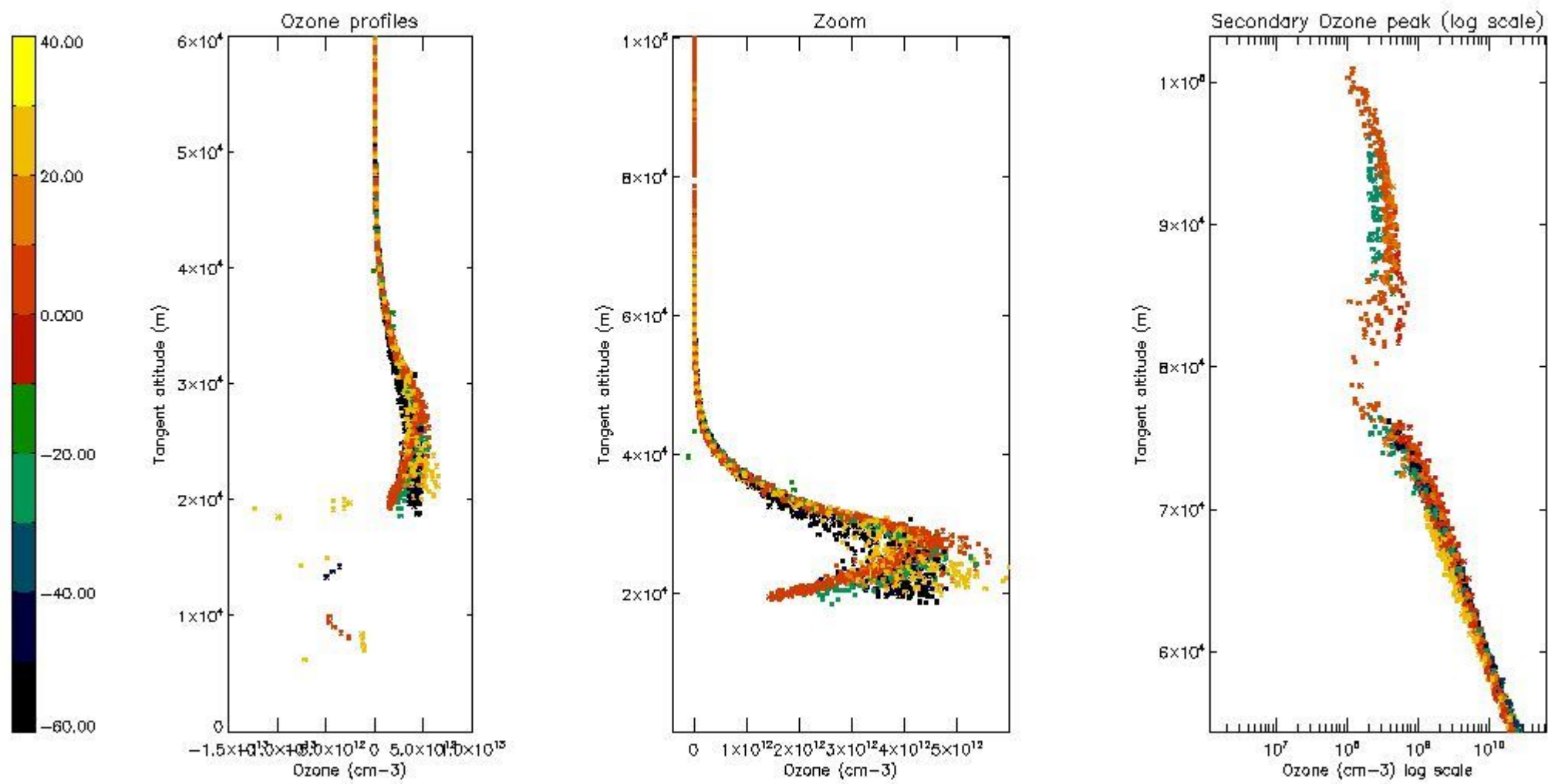
5.3 Plot ozone profiles where STD < 20% (dark without errors)

The colorbar represents the latitude.



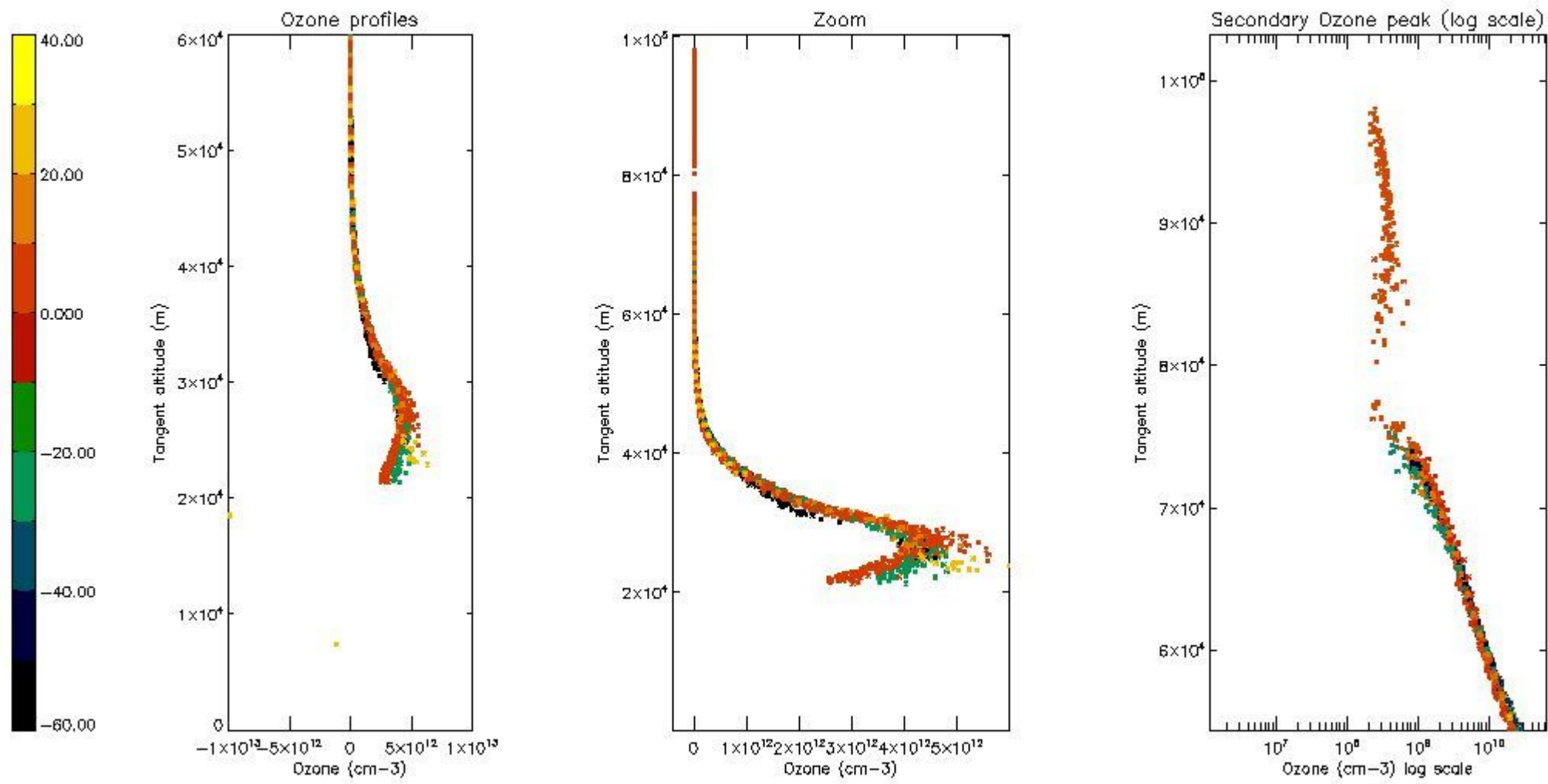
5.4 Plot ozone profiles where STD < 10% (dark without errors)

The colorbar represents the latitude.



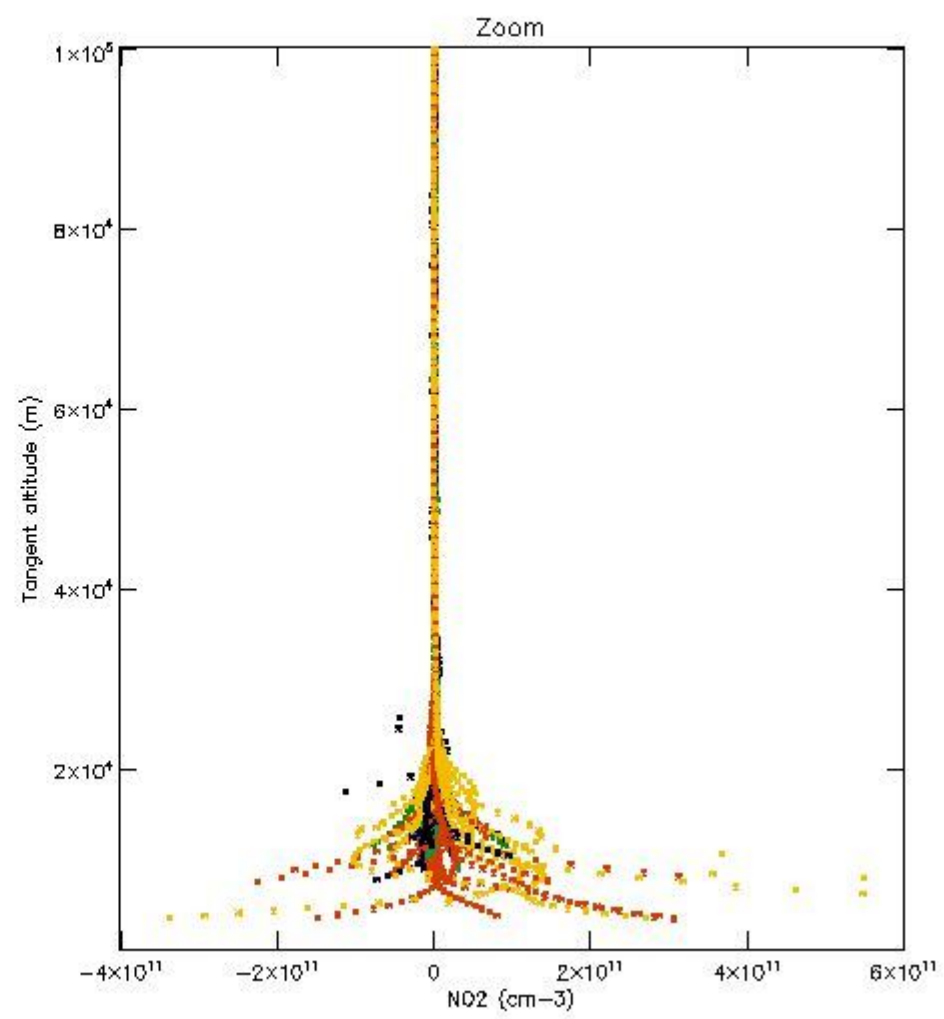
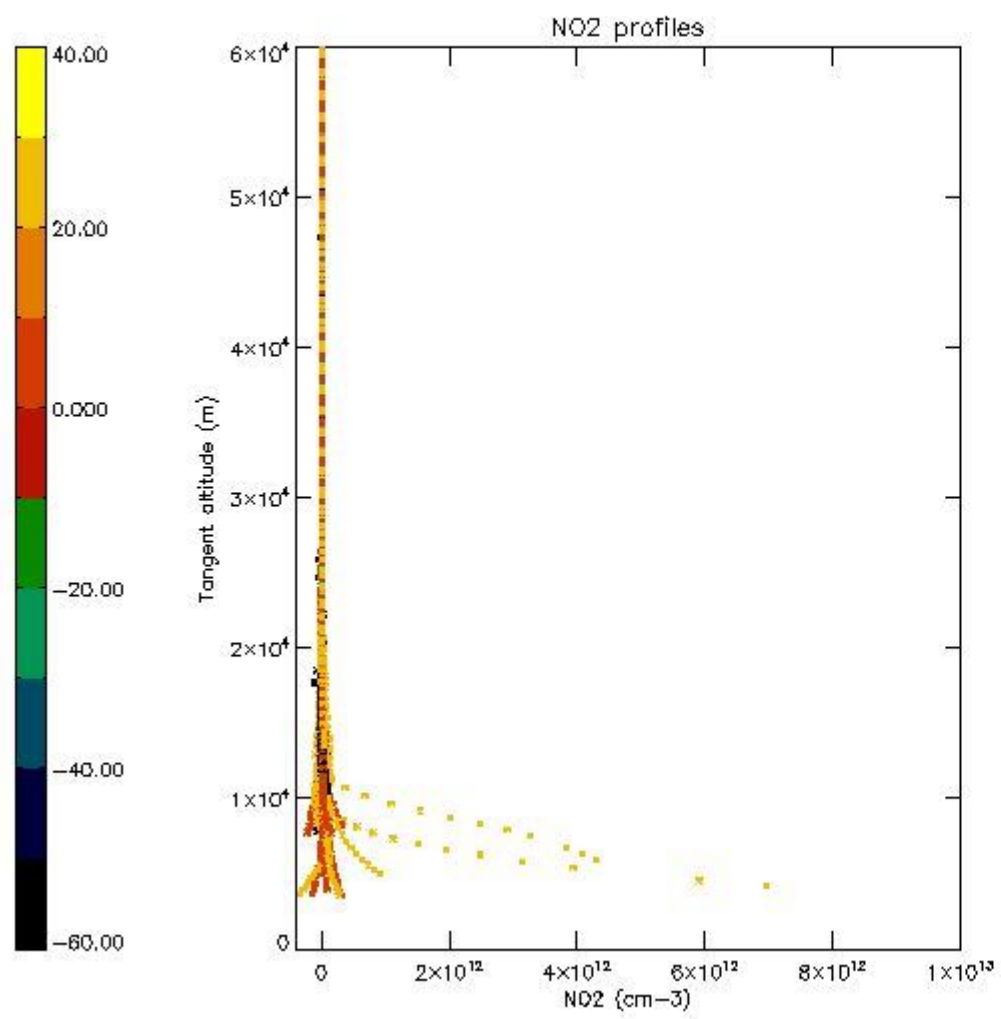
5.5 Plot ozone profiles where STD < 5% (dark without errors)

The colorbar represents the latitude.



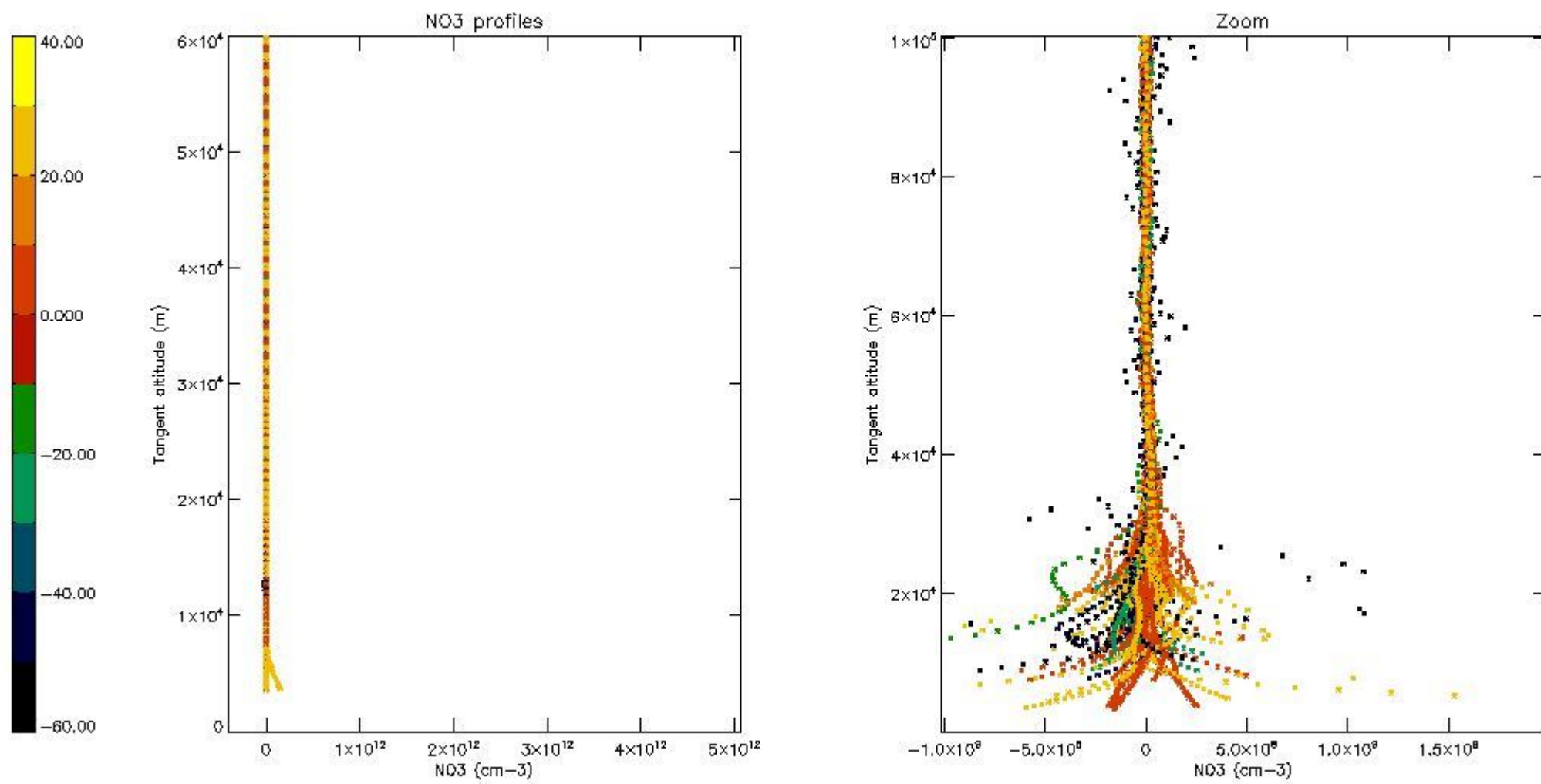
5.6 Plot NO₂ profiles for all STD (dark without errors)

The colorbar represents the latitude.



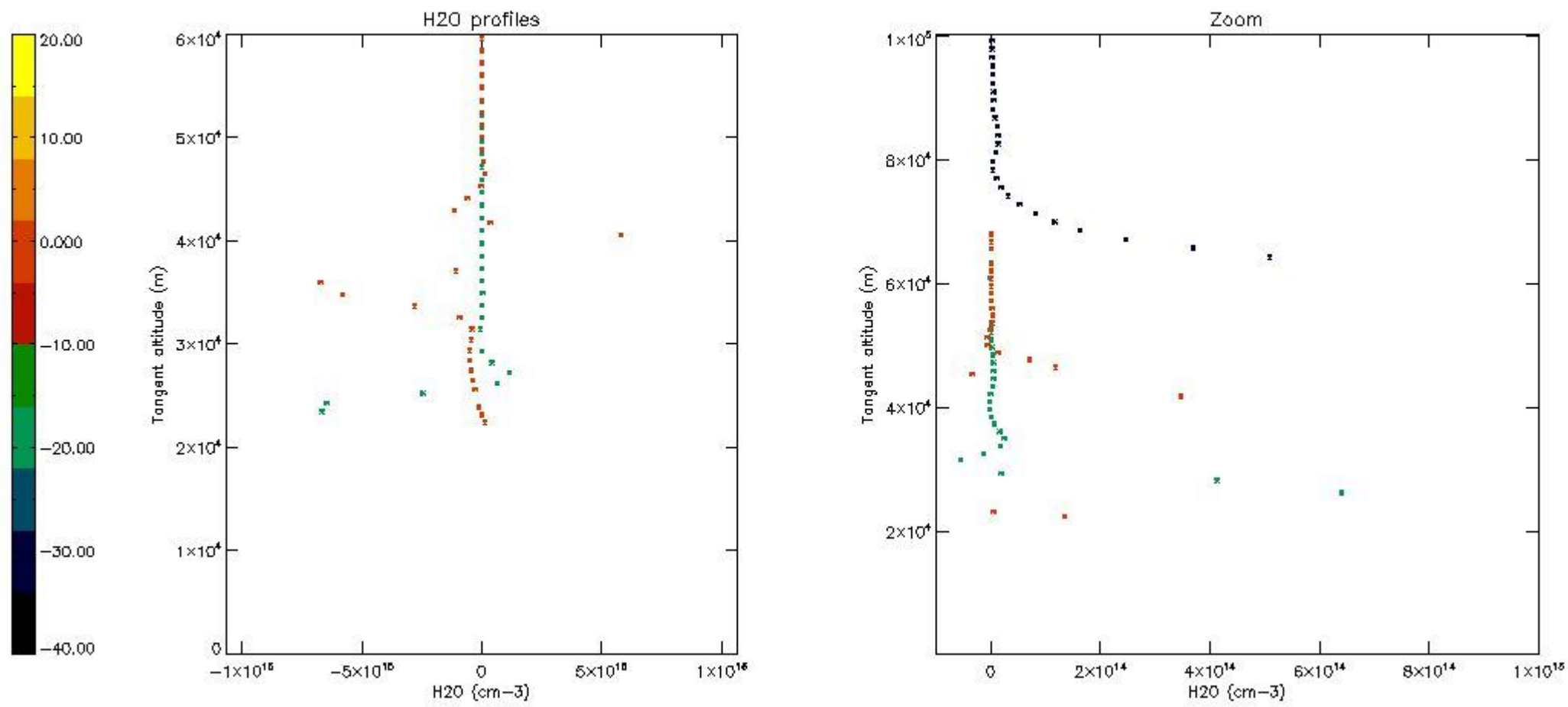
5.7 Plot NO3 profiles for all STD (dark without errors)

The colorbar represents the latitude.



5.8 Plot H₂O profiles for all STD (only for occultations of stars 1,2,3,4,13,14,16,26,63 dark without errors)

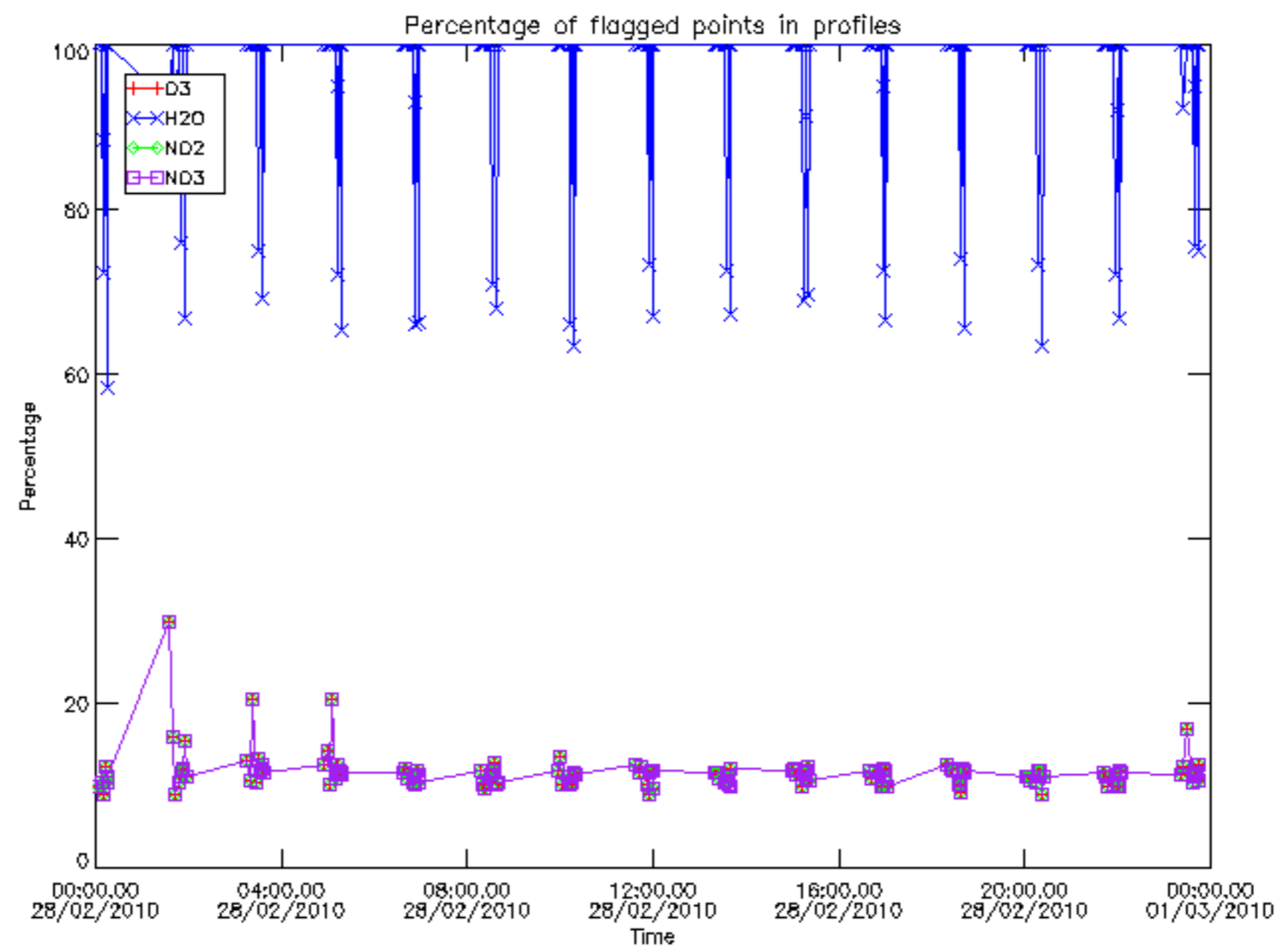
The colorbar represents the latitude.



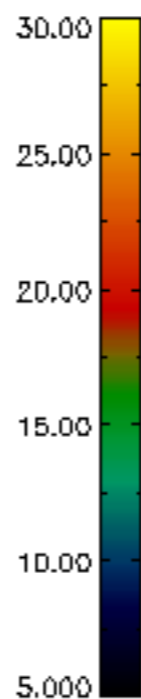
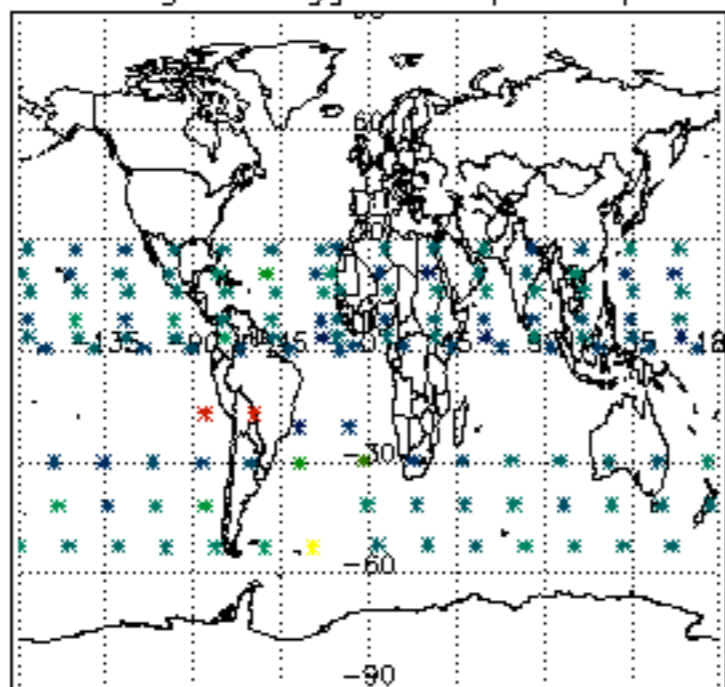
6. Auxiliary Data Files used for the production reported in section 2

The number reported in the third column indicates since which file (see list in section 2) the corresponding auxiliary file has been used. The fourth column is the date of those product files.

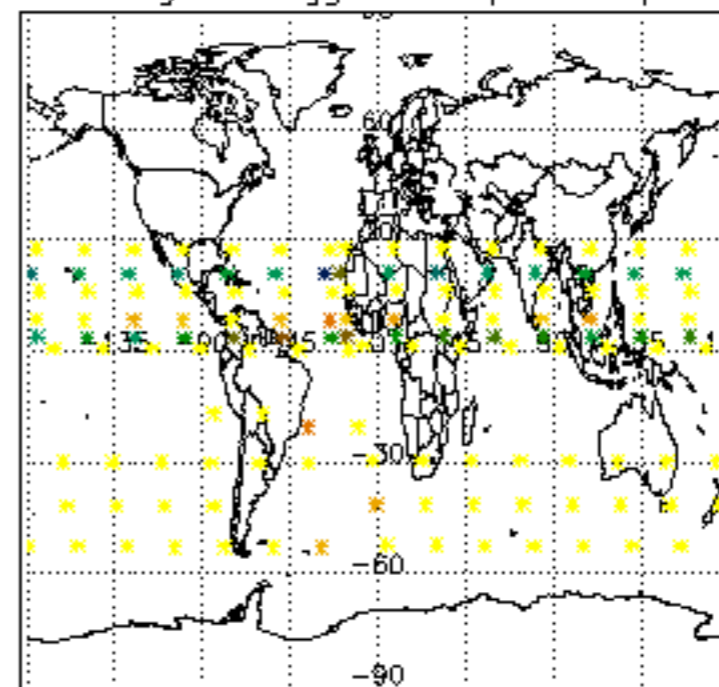
Type	Auxiliary Filename	Used since product	Used since product date
INST_PHYS_CHARACTERISTICS	GOM_INS_AXVIEC20091111_143220_20030716_120000_20500101_000000	1	28-FEB-2010 00:01:38
LEVEL-2_PROC_CONFIG	GOM_PR2_AXVIEC20091111_152718_20020301_000000_20500101_000000	1	28-FEB-2010 00:01:38
CROSS_SECTIONS_FILE	GOM_CRS_AXVIEC20091111_154832_20020301_000000_20500101_000000	1	28-FEB-2010 00:01:38



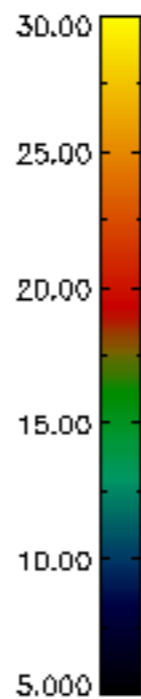
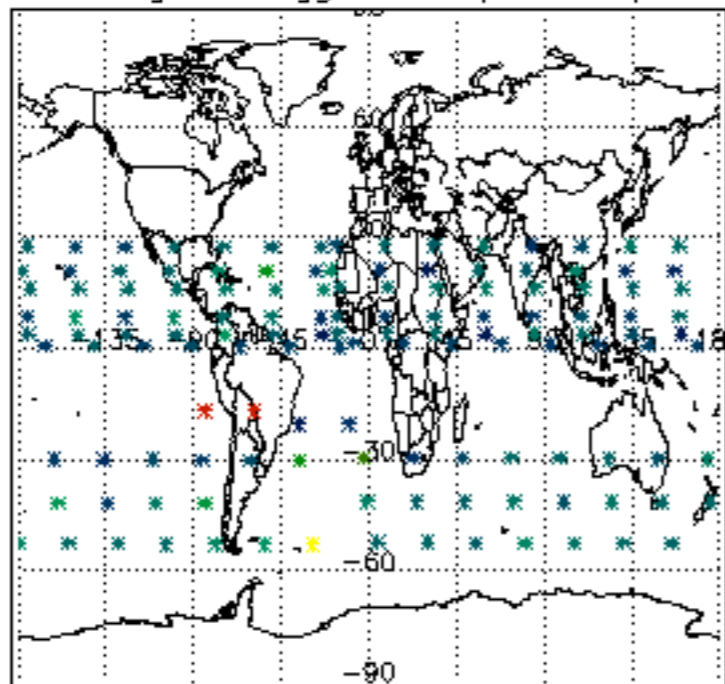
Percentage of flagged data per D3 profile



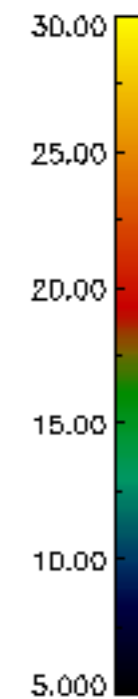
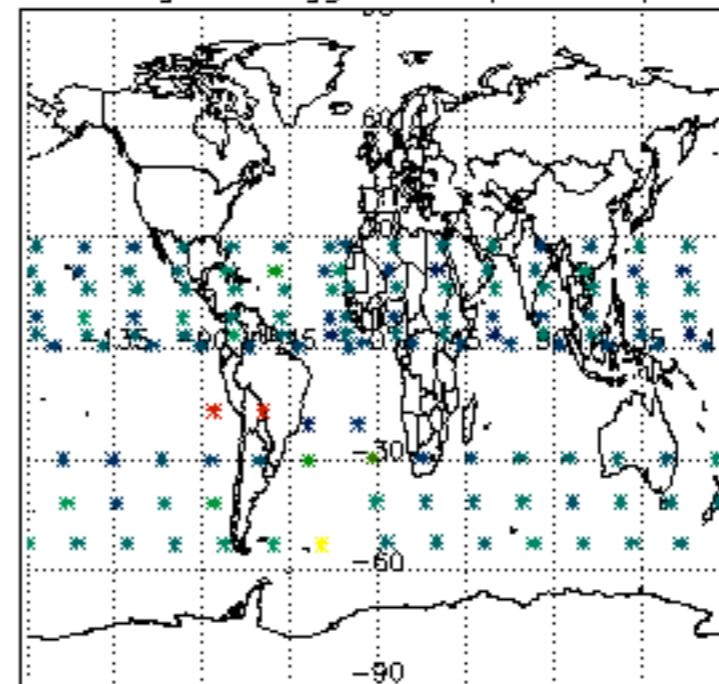
Percentage of flagged data per H2O profile

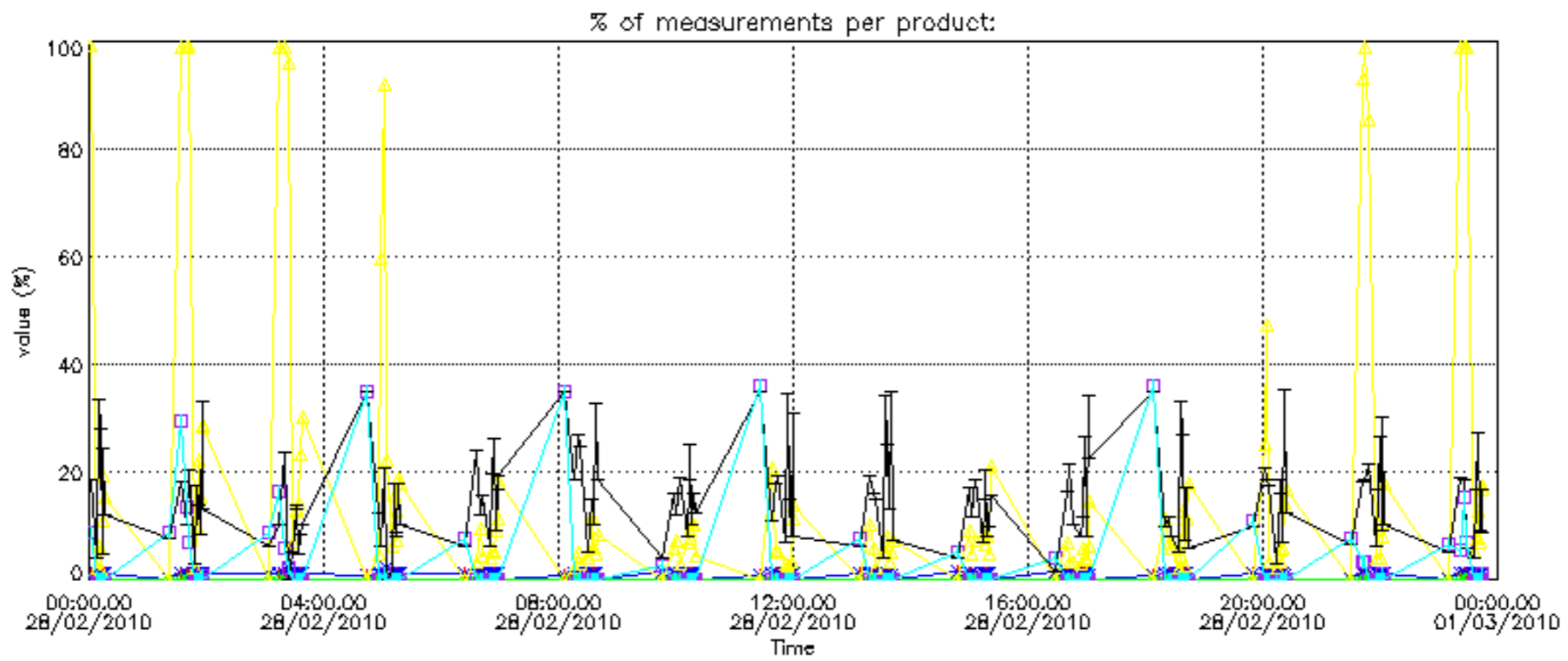


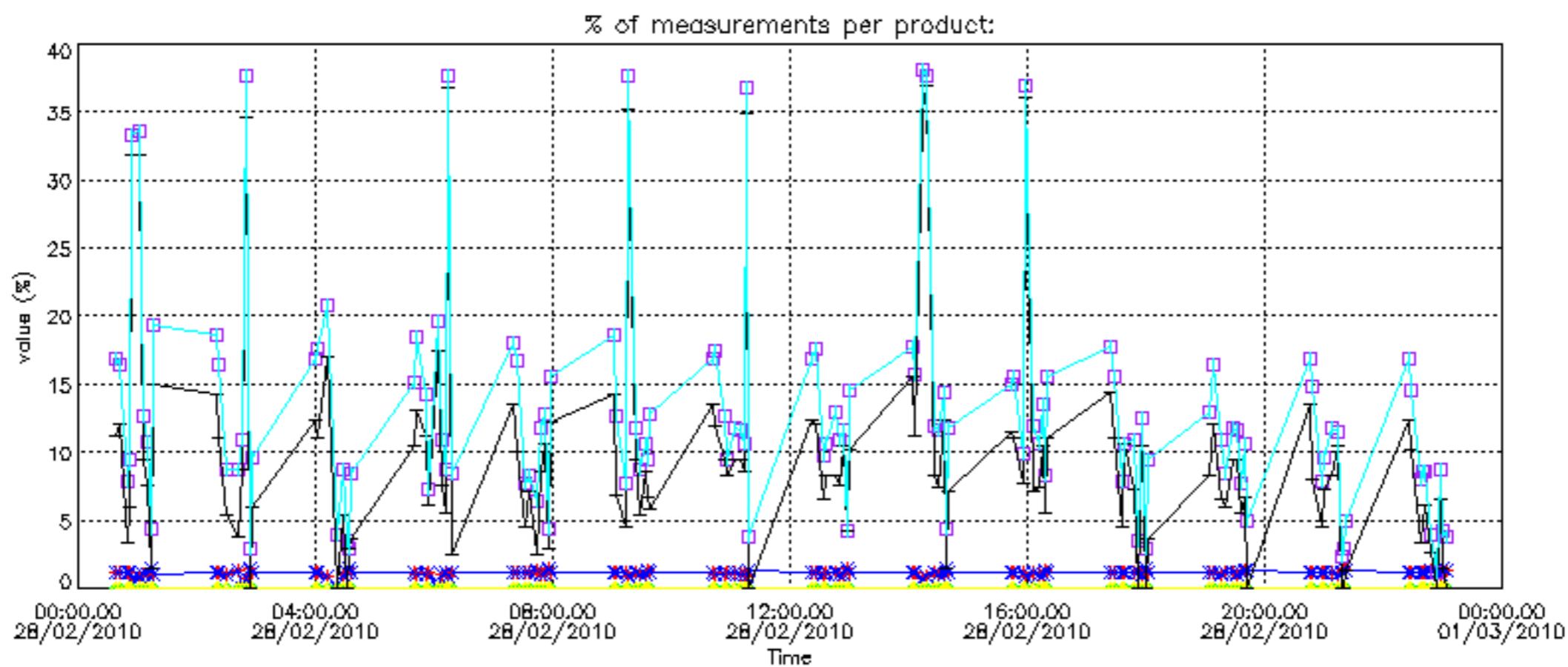
Percentage of flagged data per NO2 profile



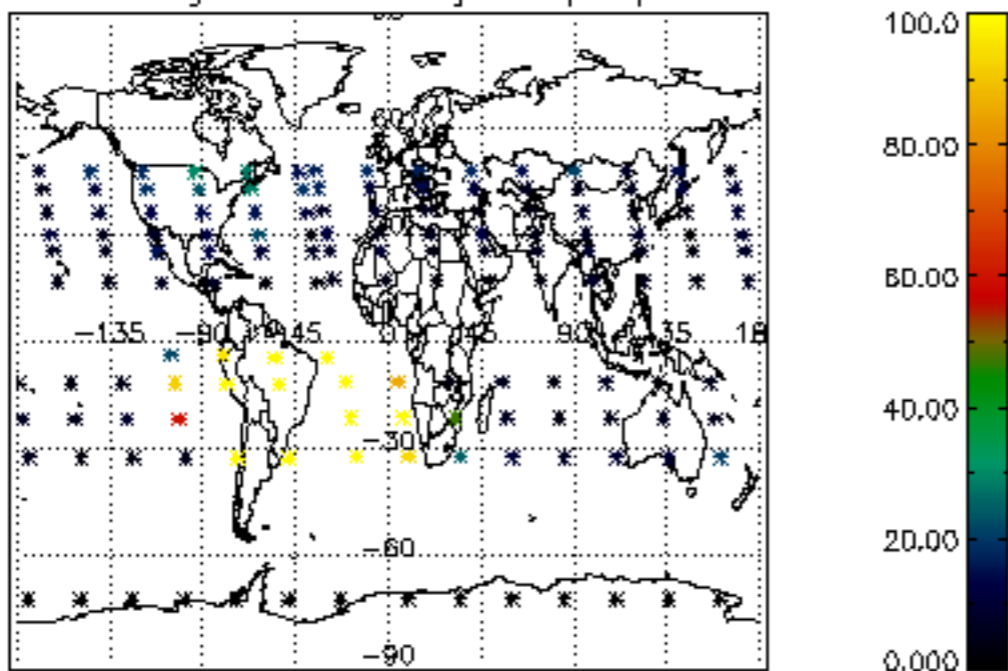
Percentage of flagged data per NO3 profile



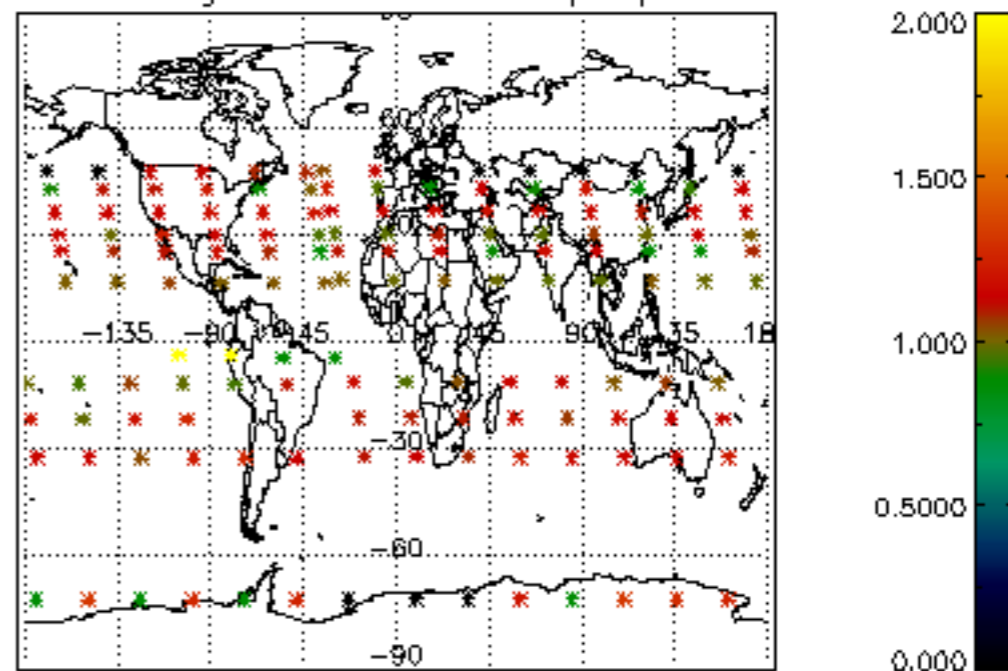




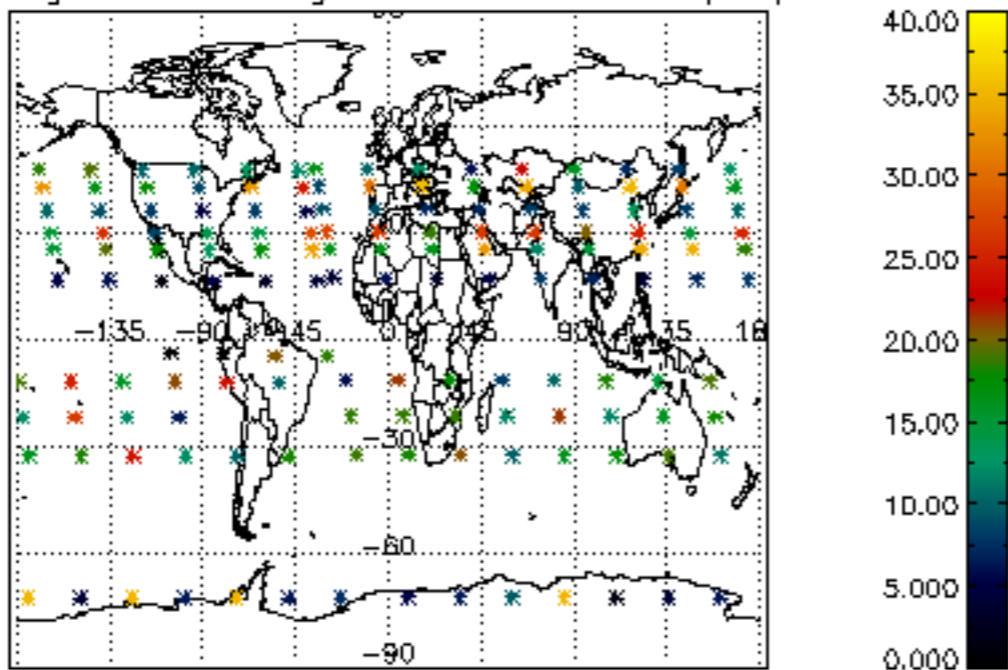
Percentage of cosmic ray hits per profile



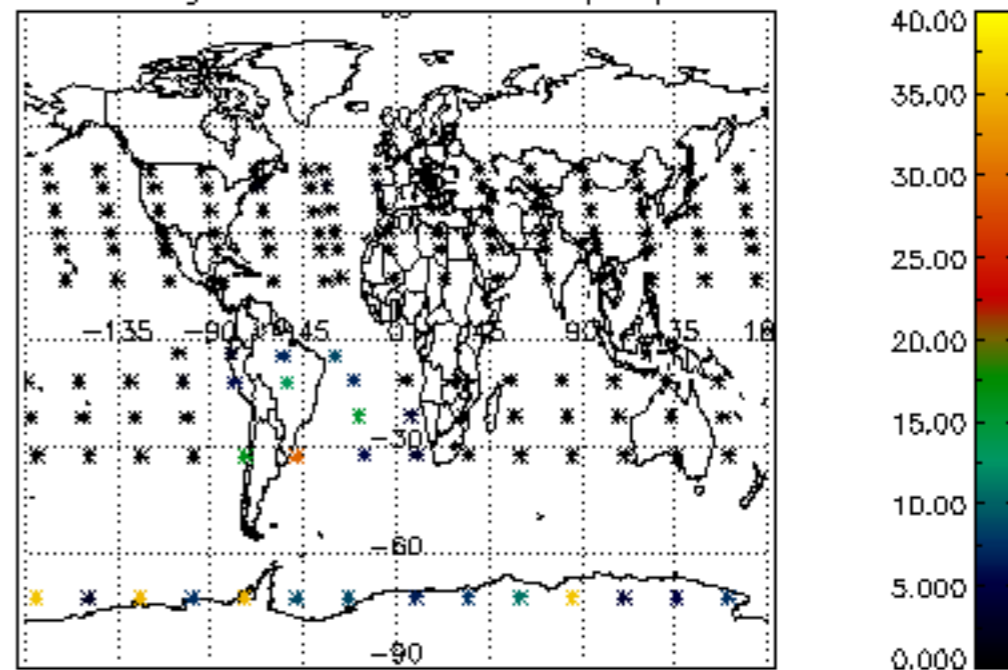
Percentage of datation errors per profile



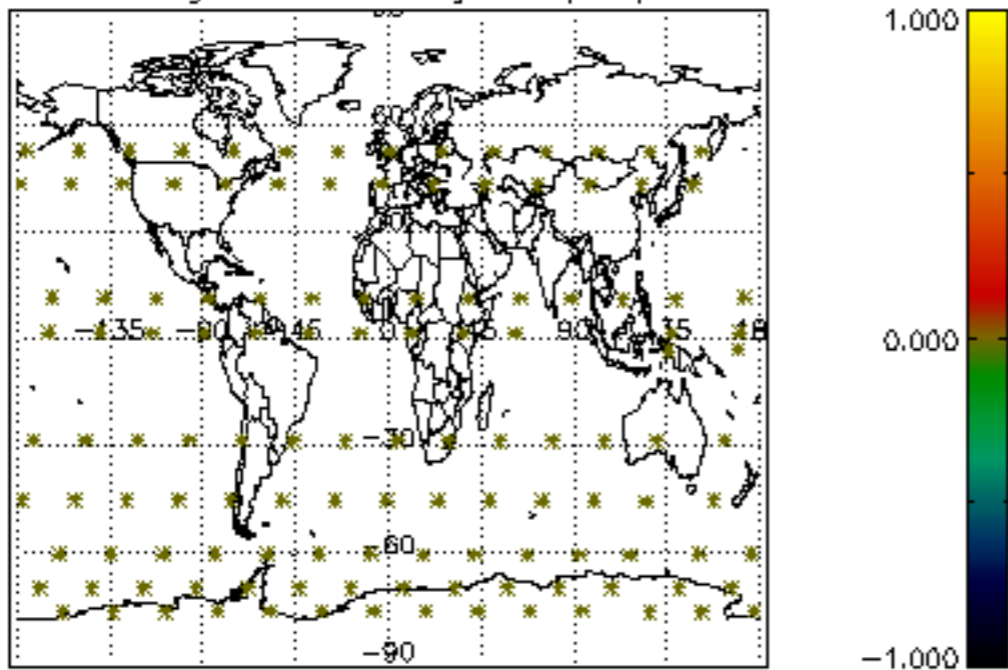
Percentage of star falling outside central band per profile



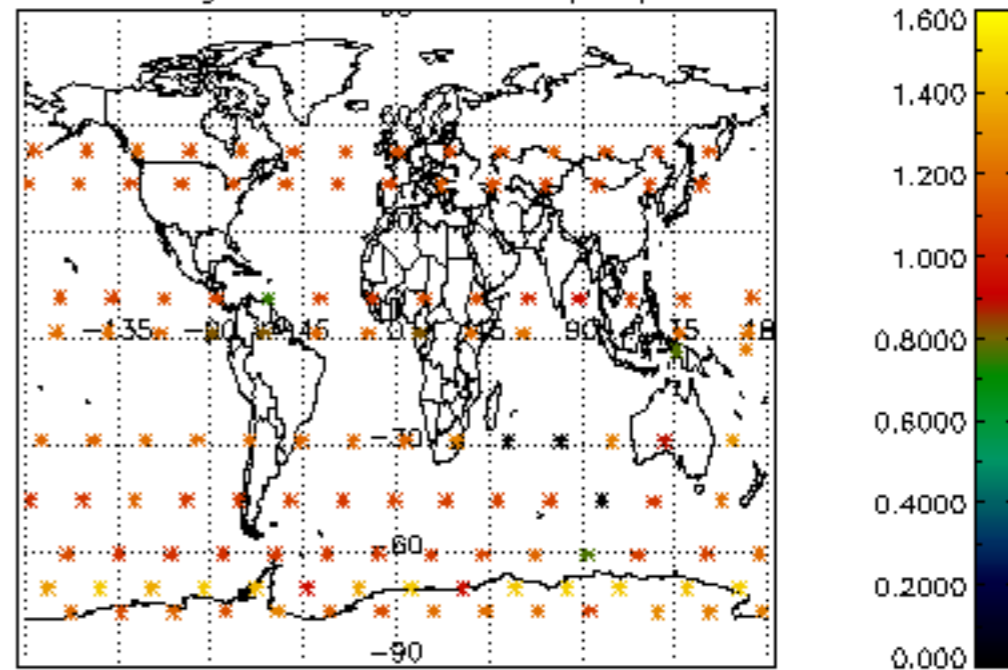
Percentage of saturation errors per profile



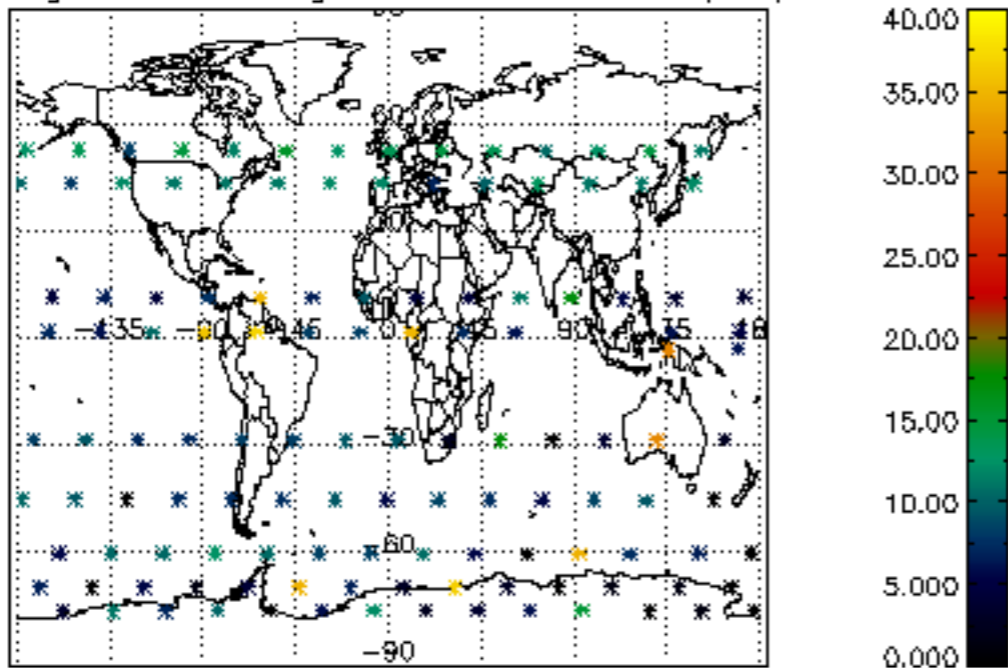
Percentage of cosmic ray hits per profile



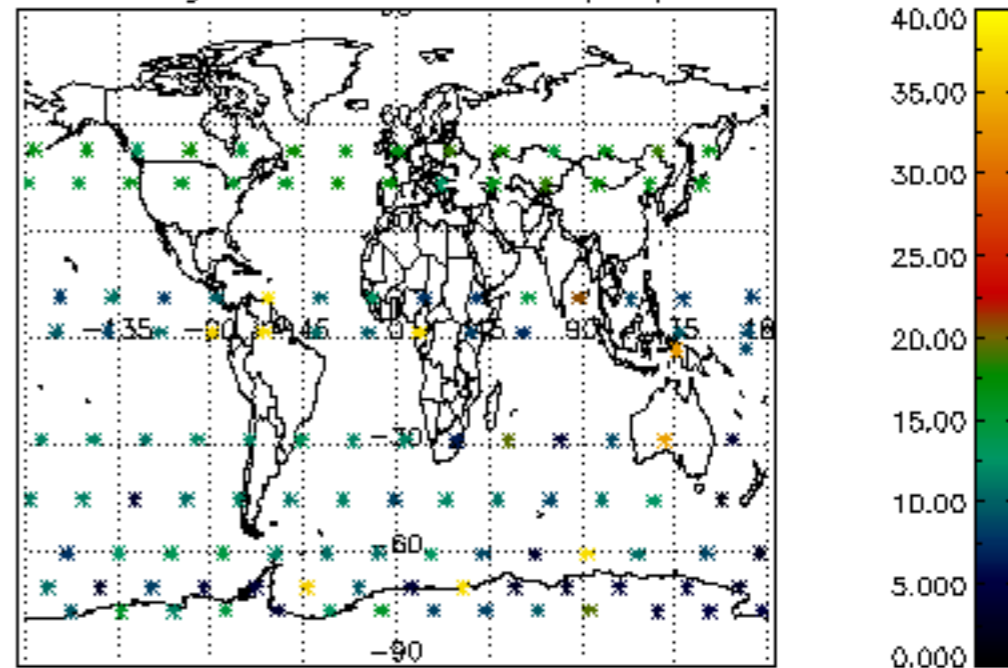
Percentage of datation errors per profile

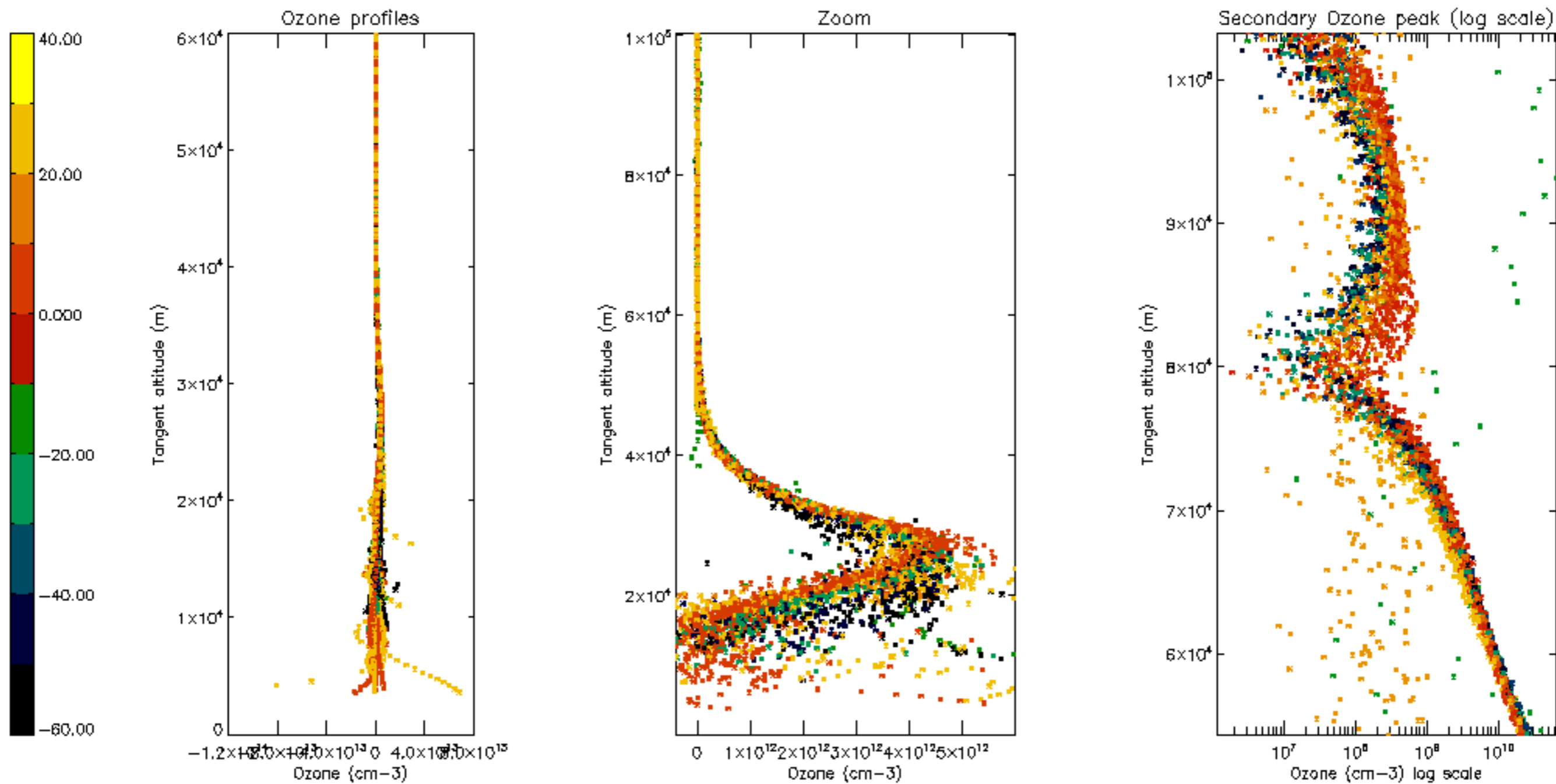


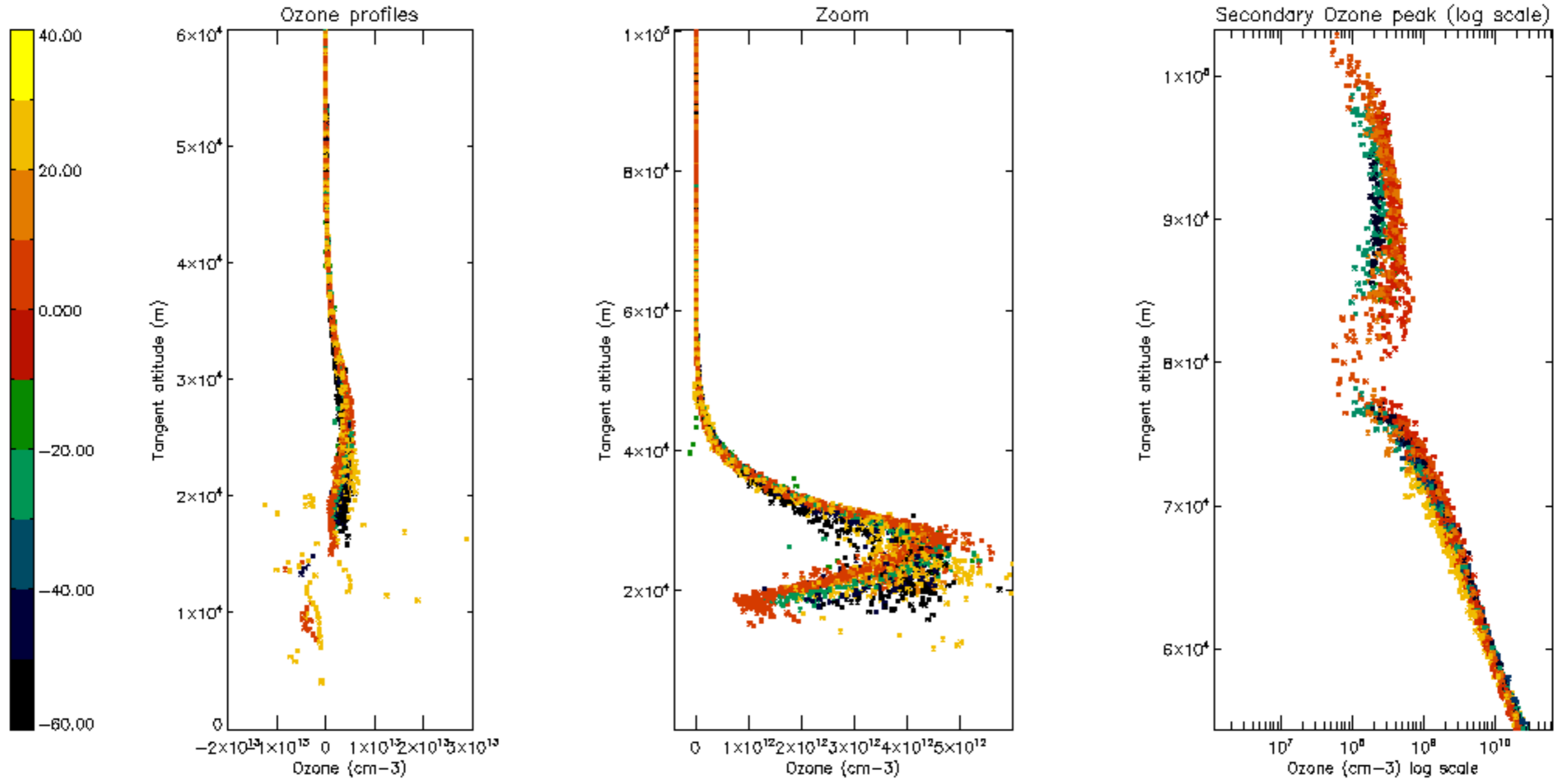
Percentage of star falling outside central band per profile

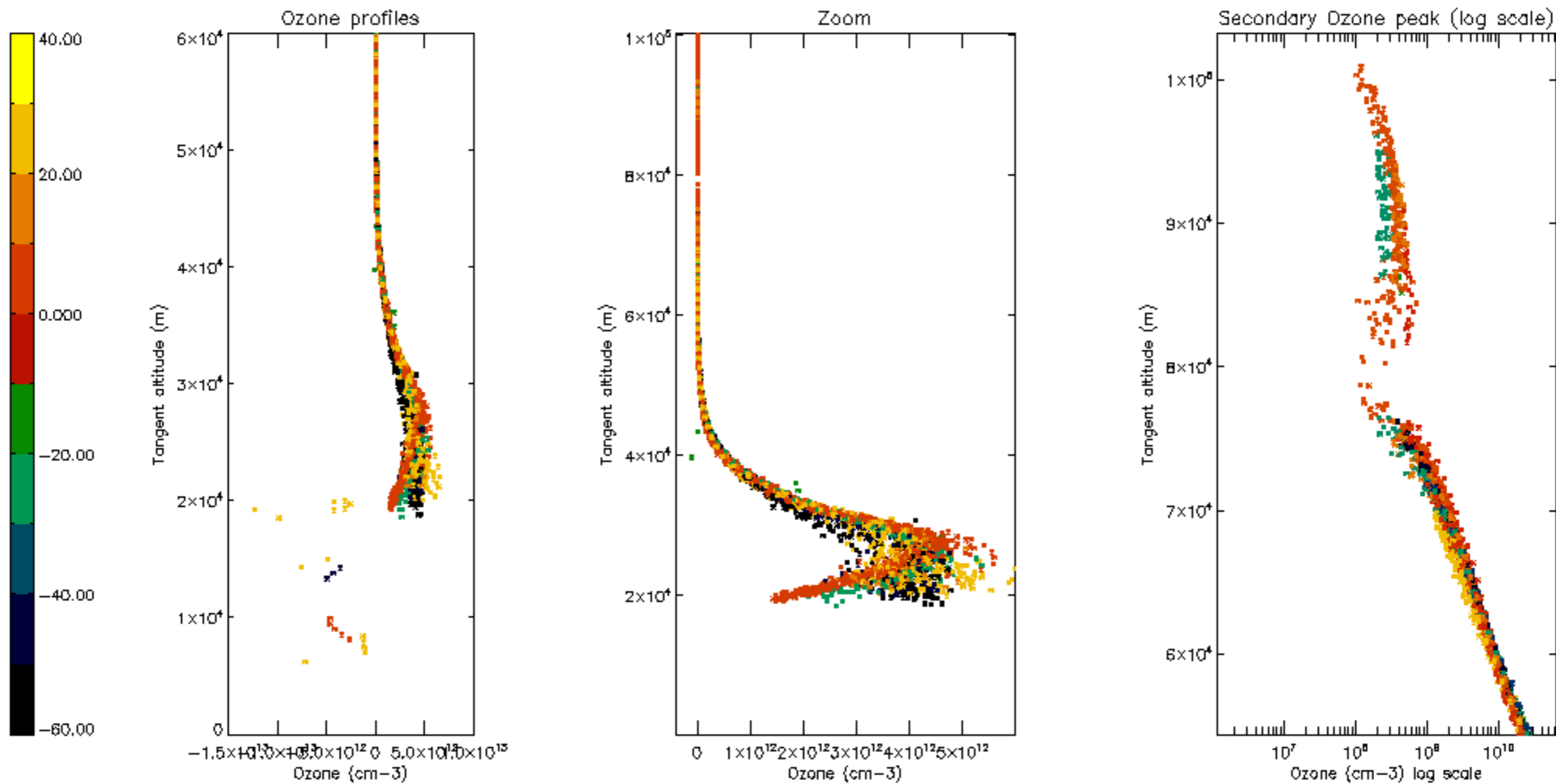


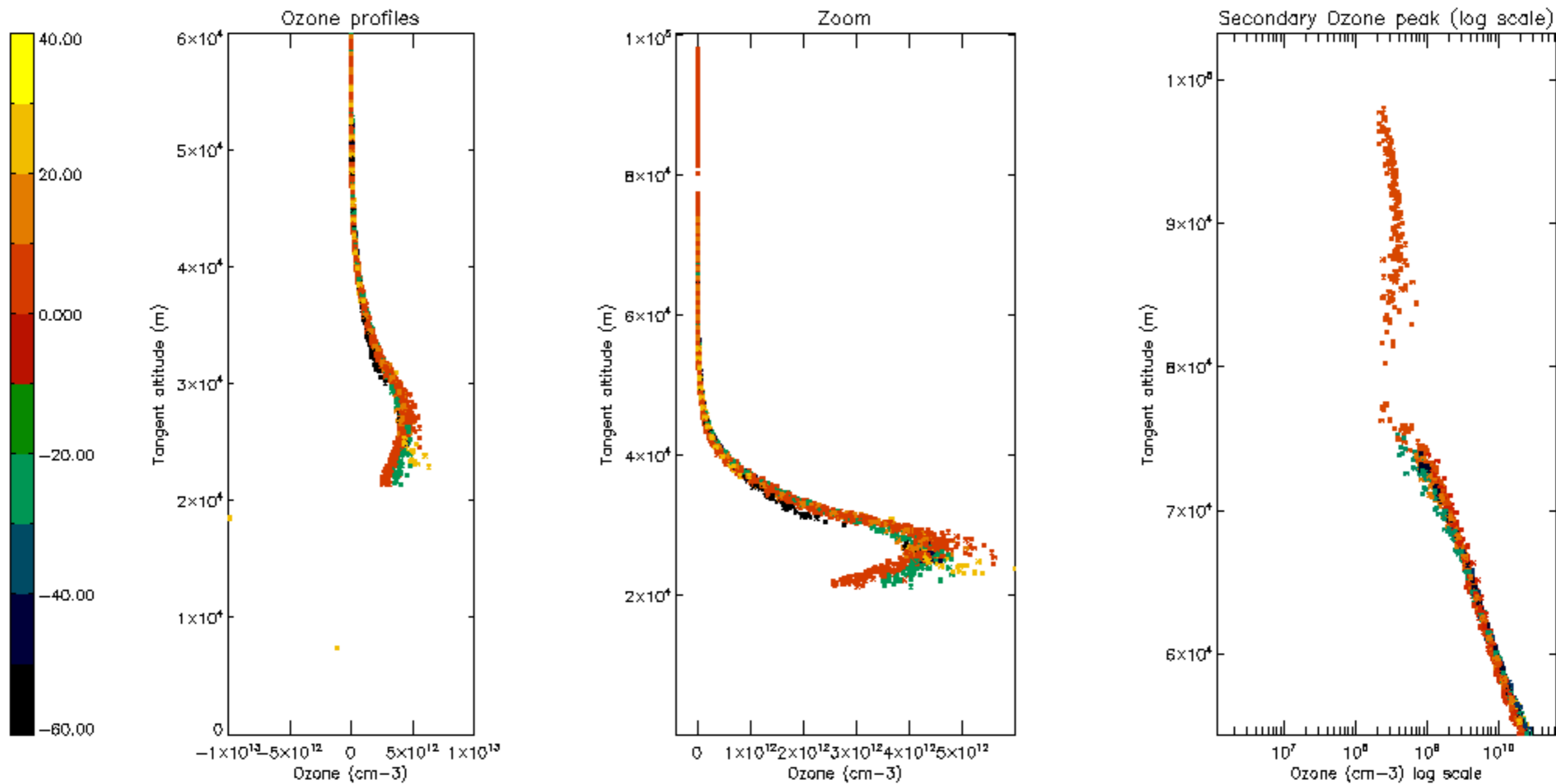
Percentage of saturation errors per profile

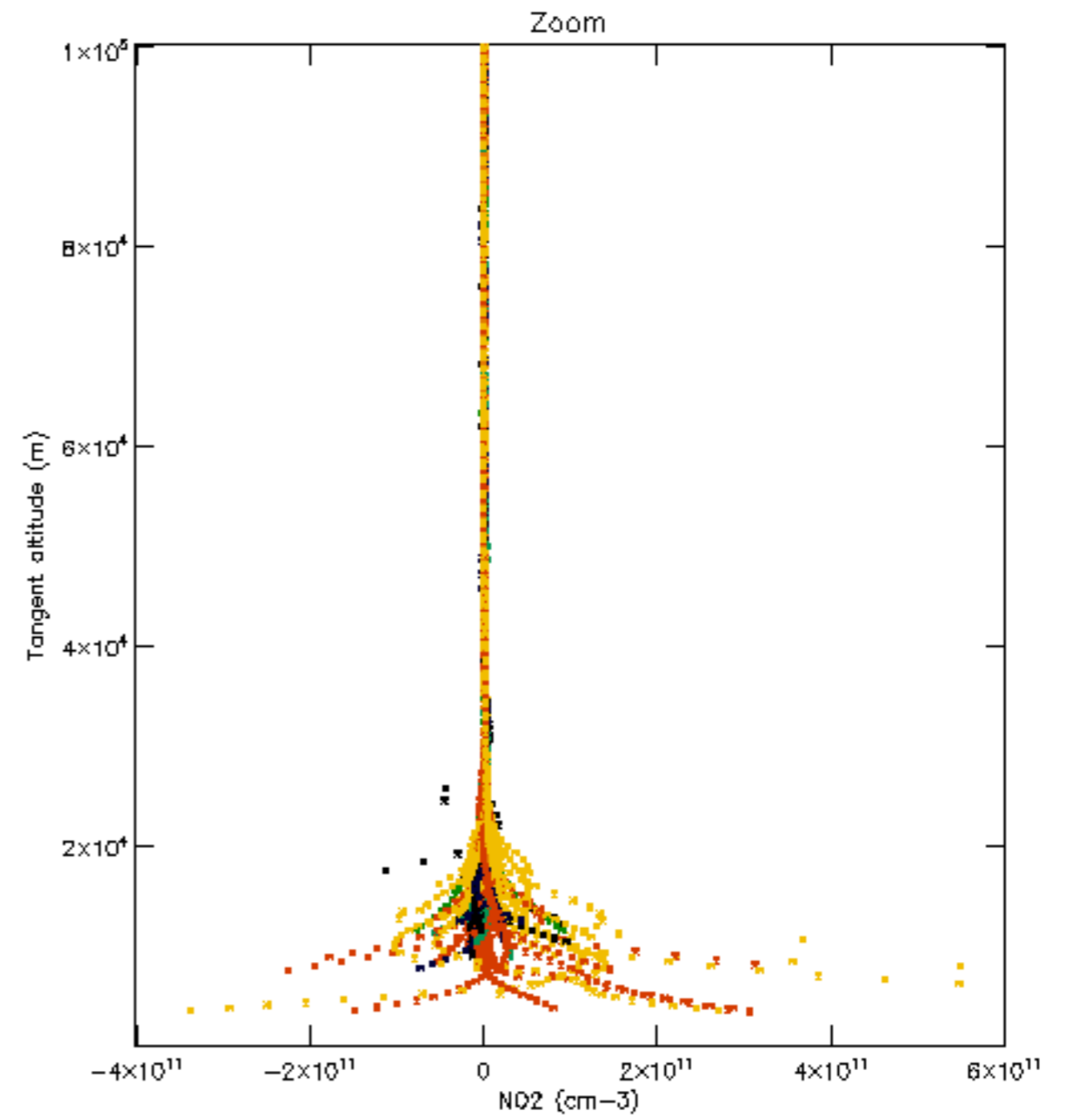
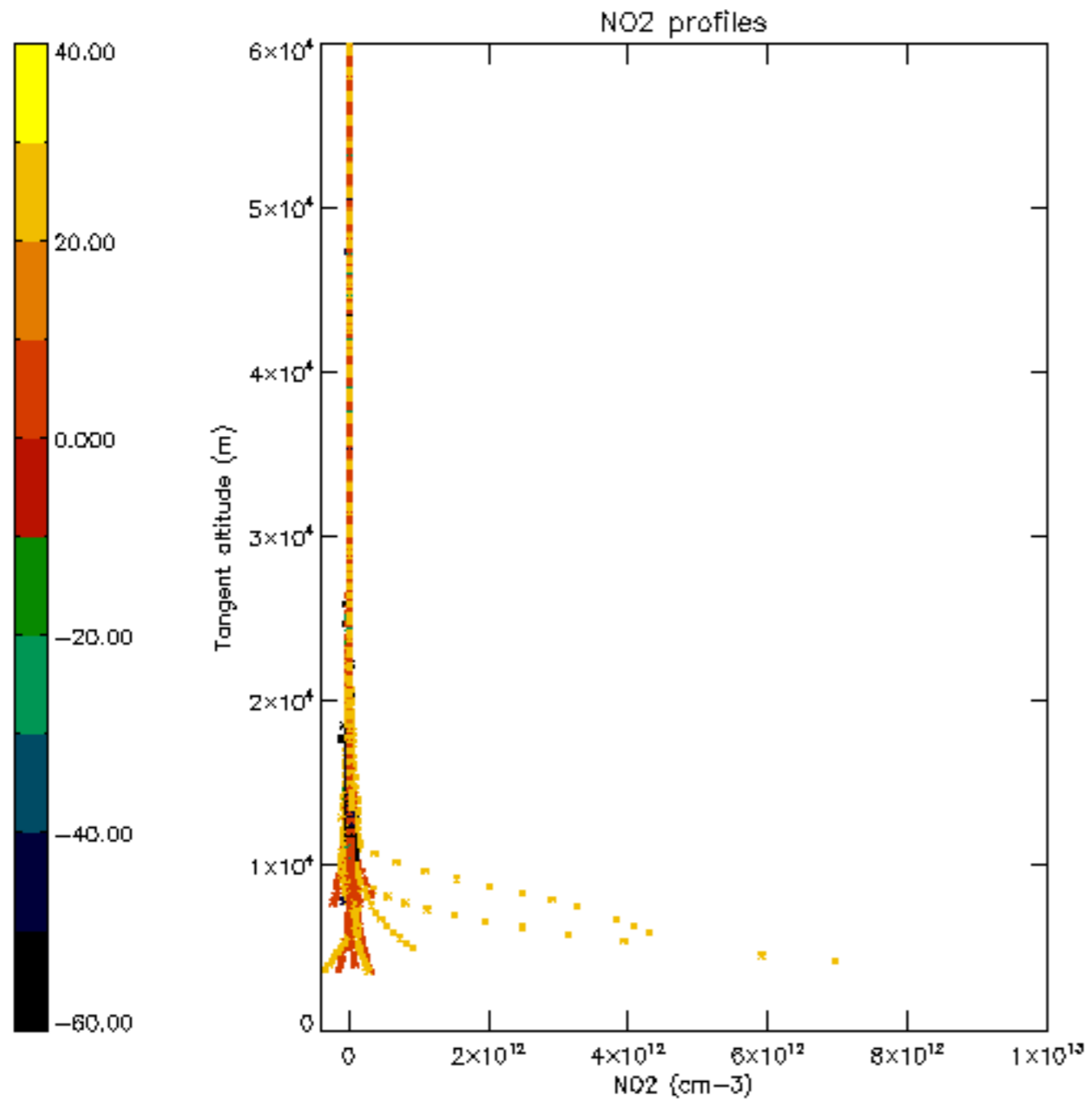


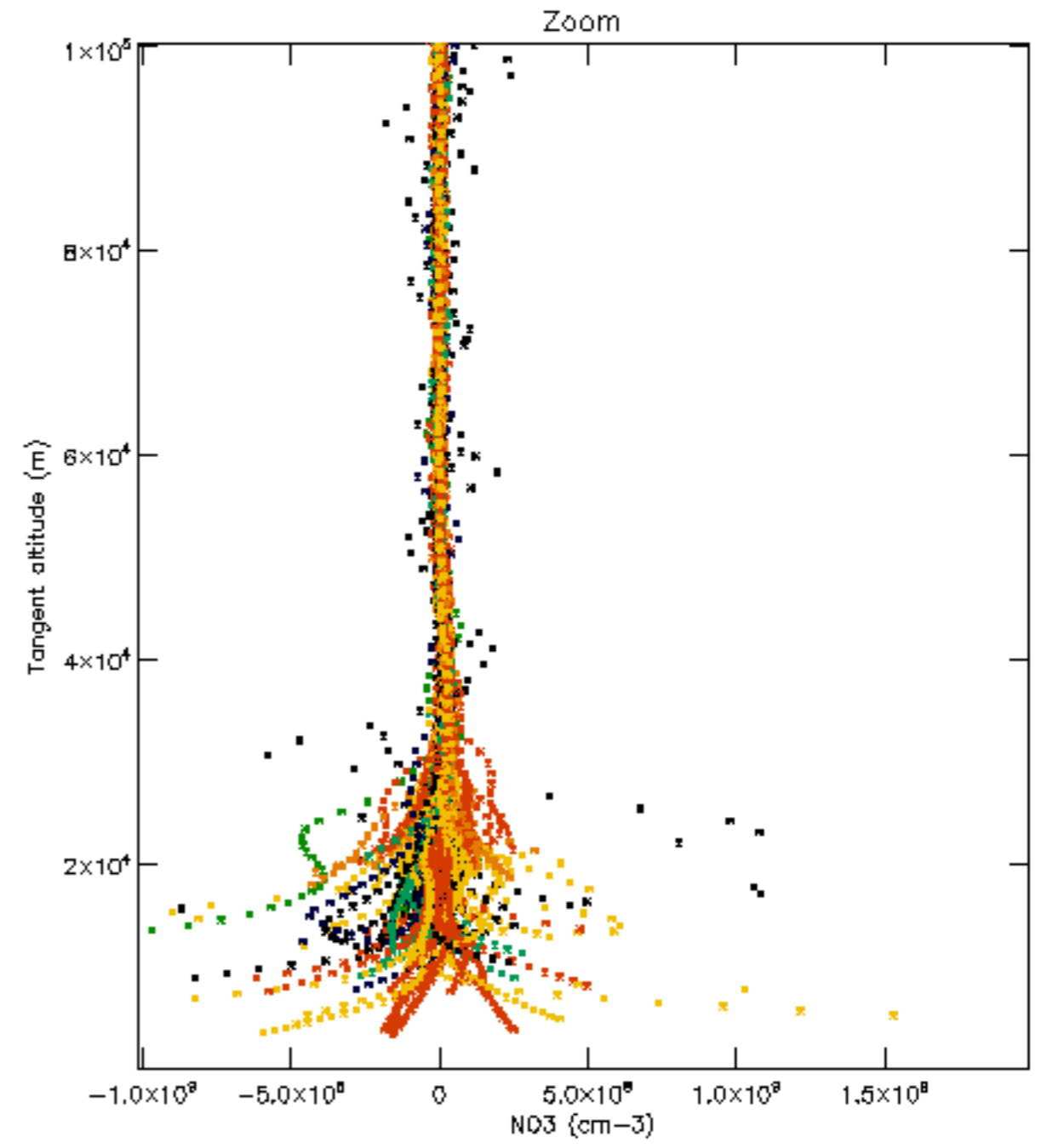
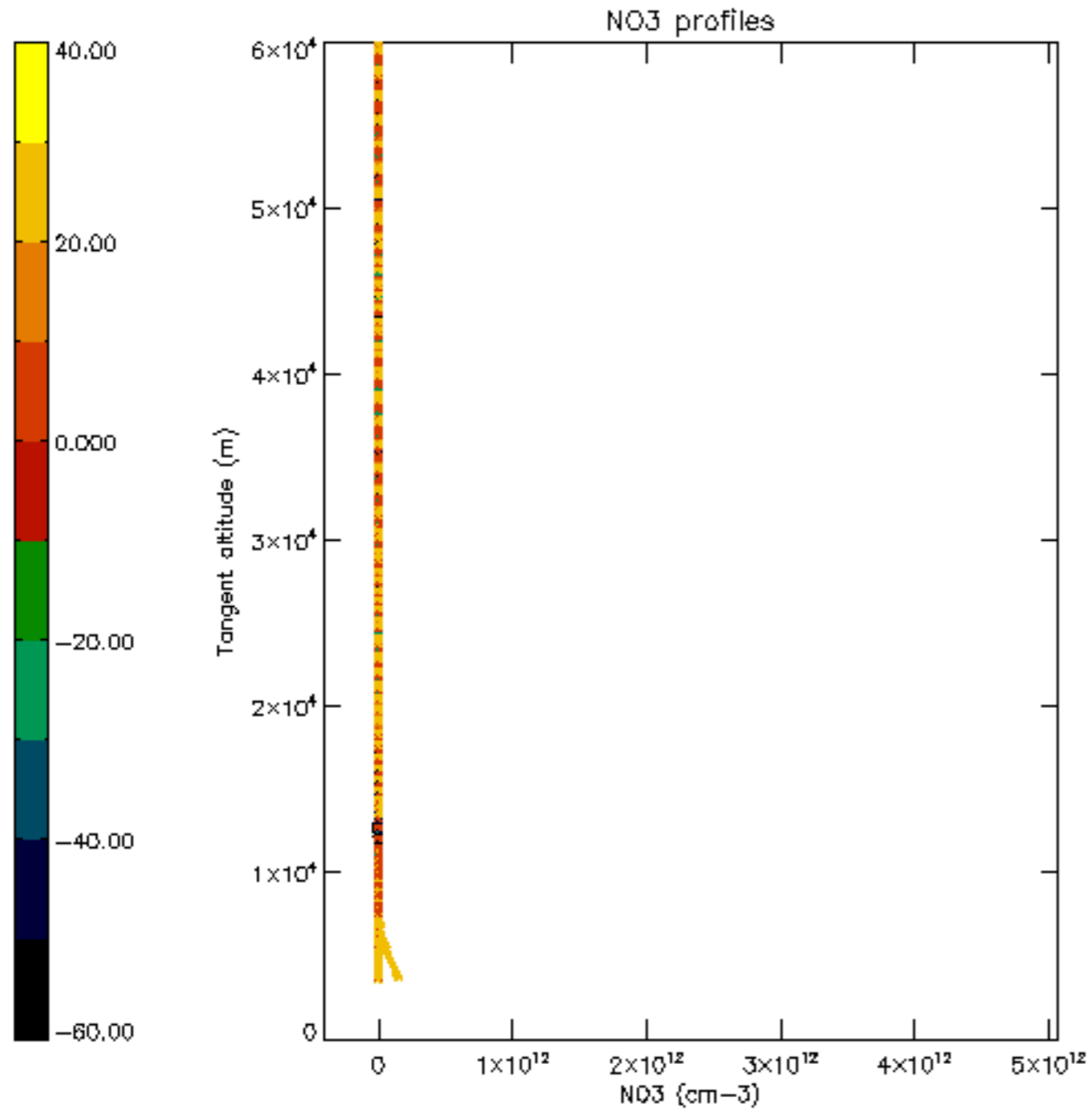


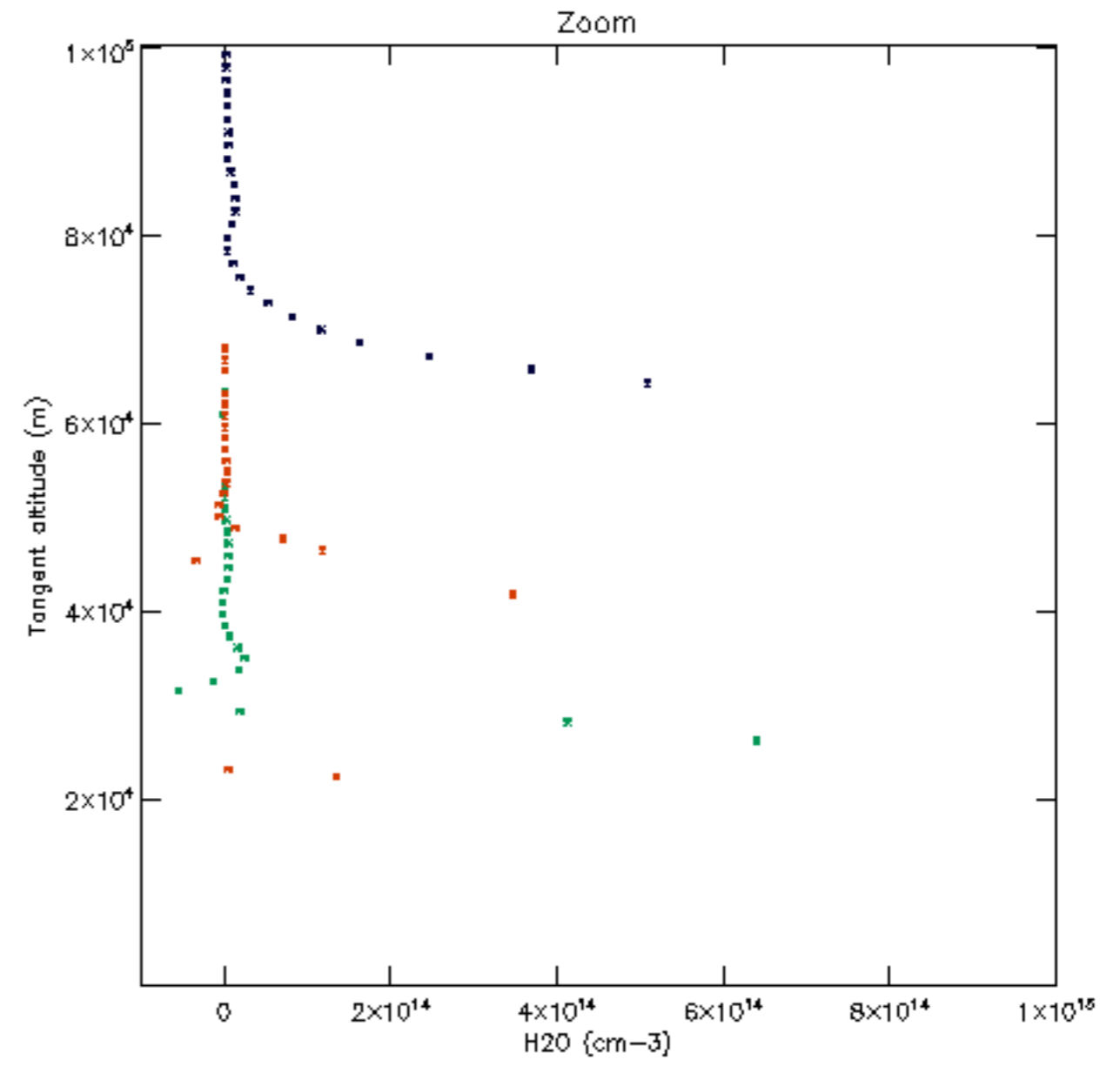
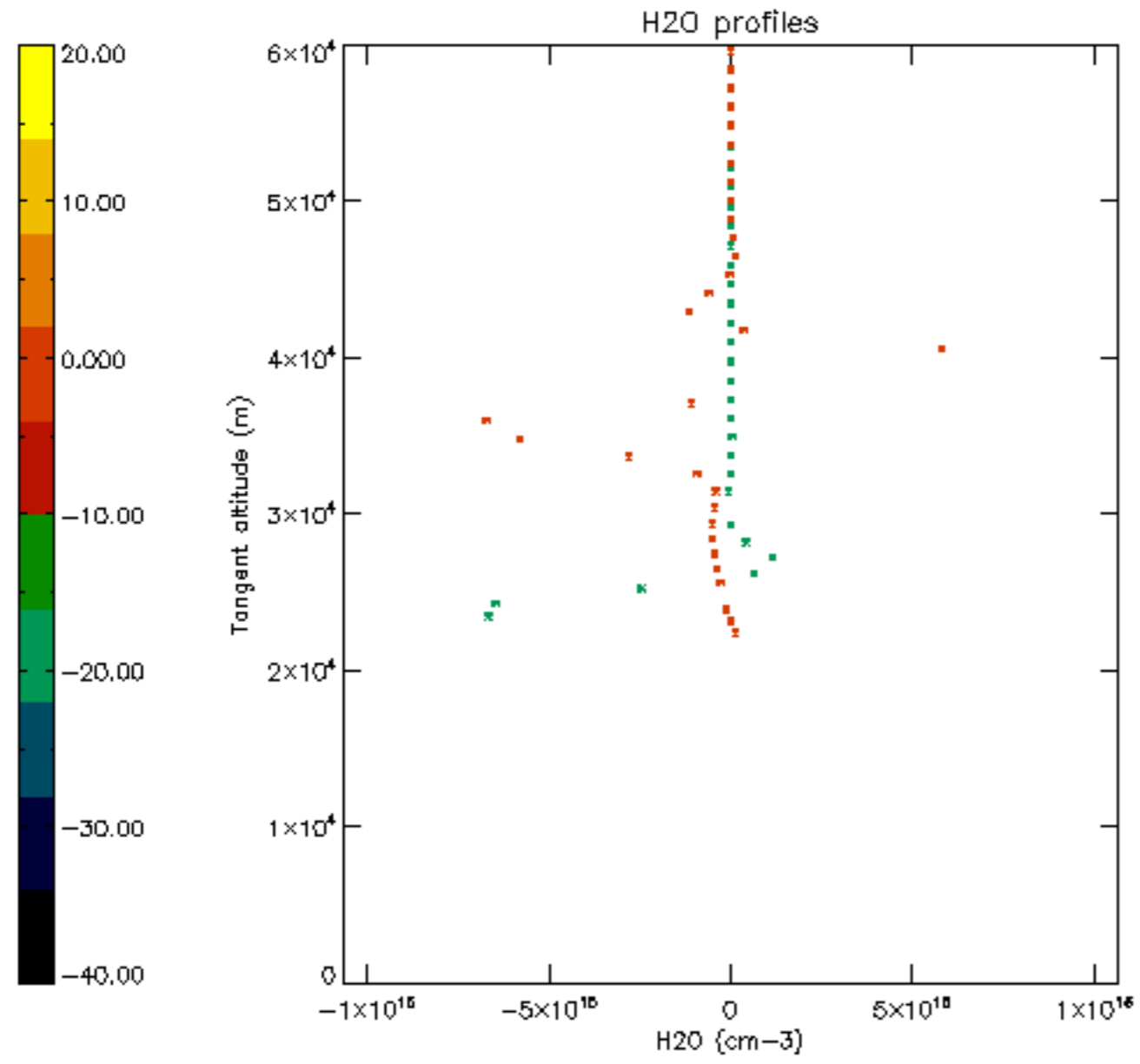


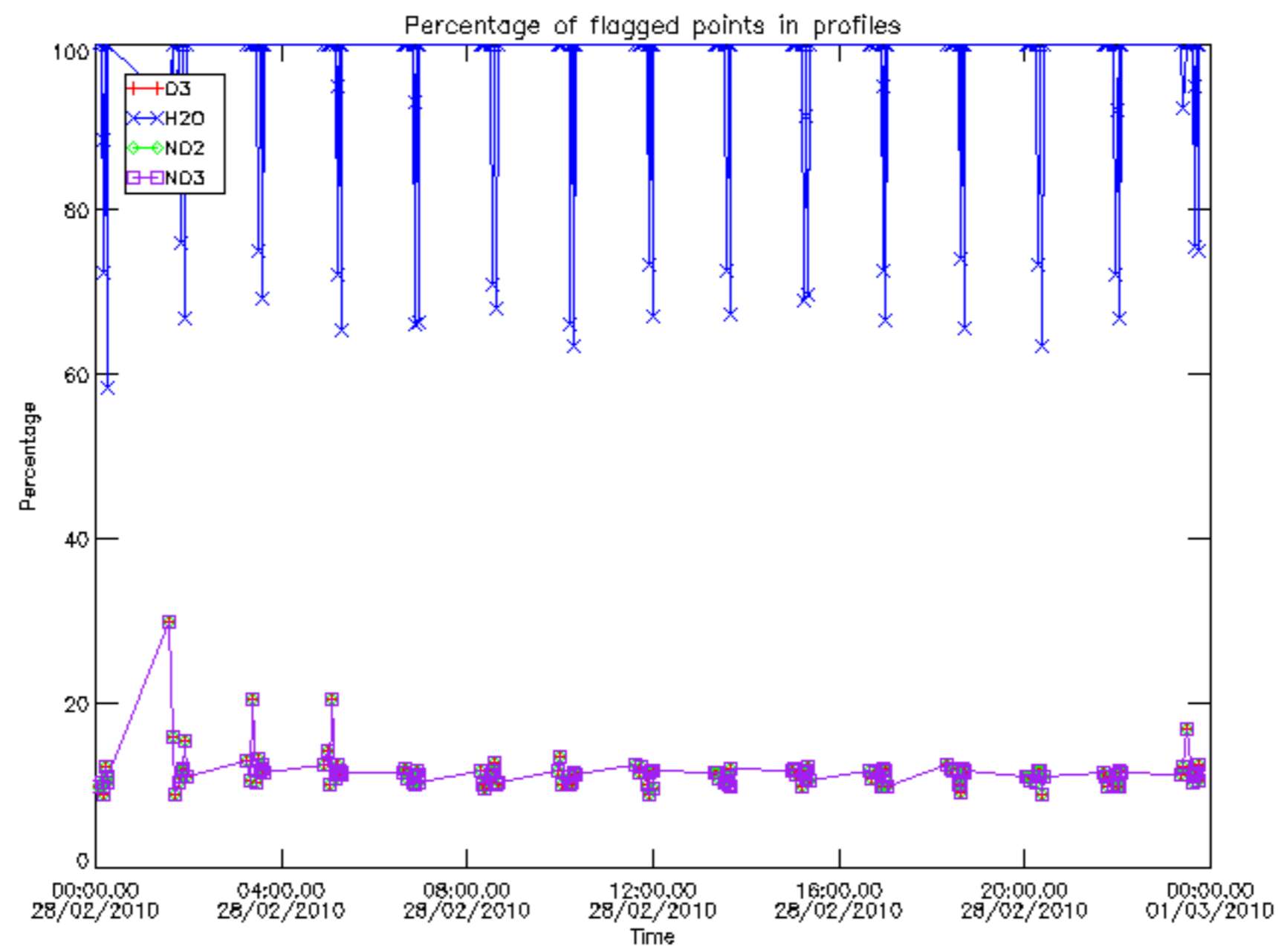




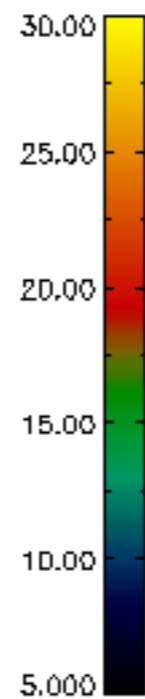
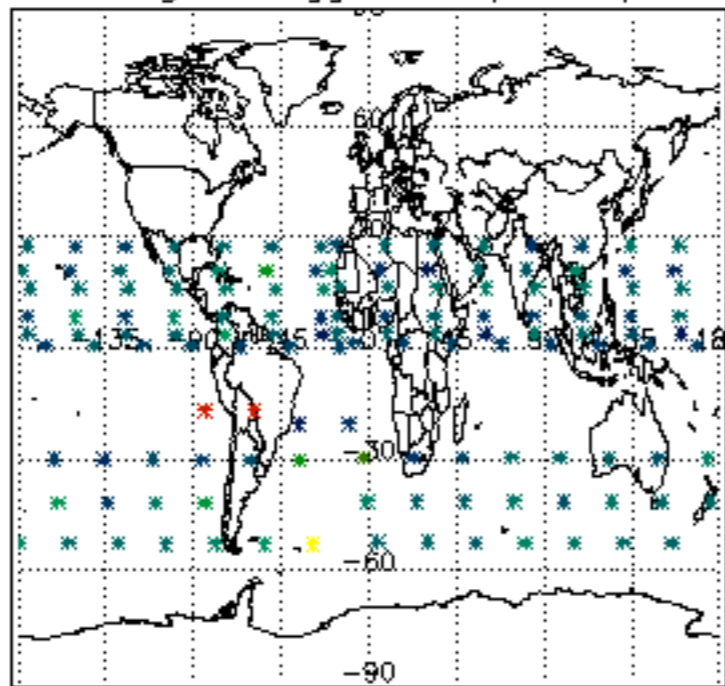




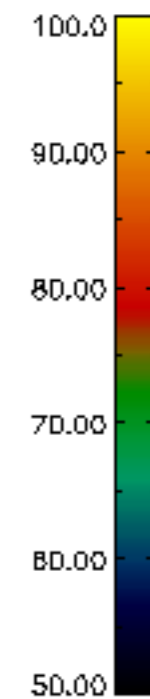
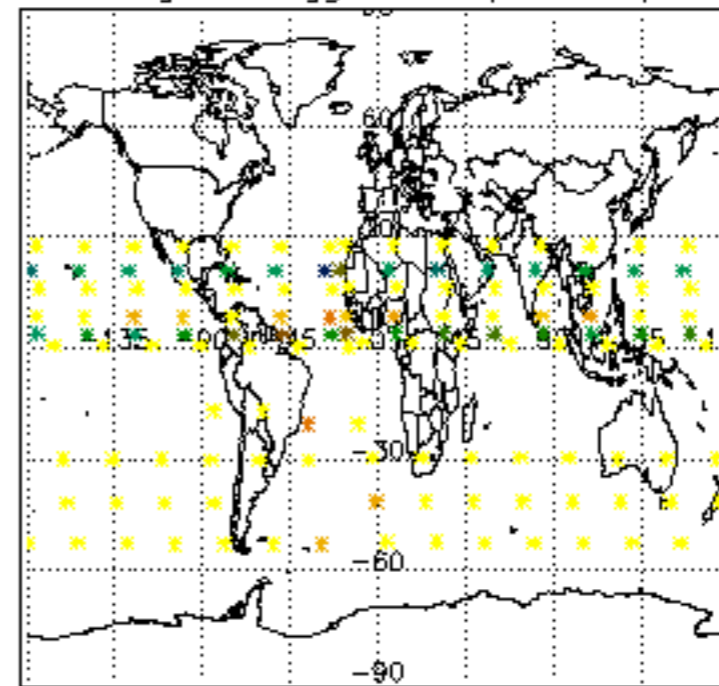




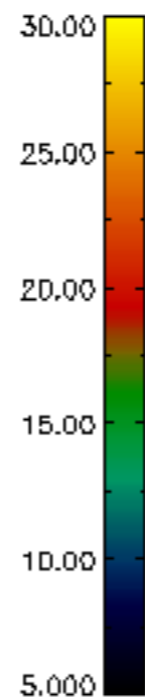
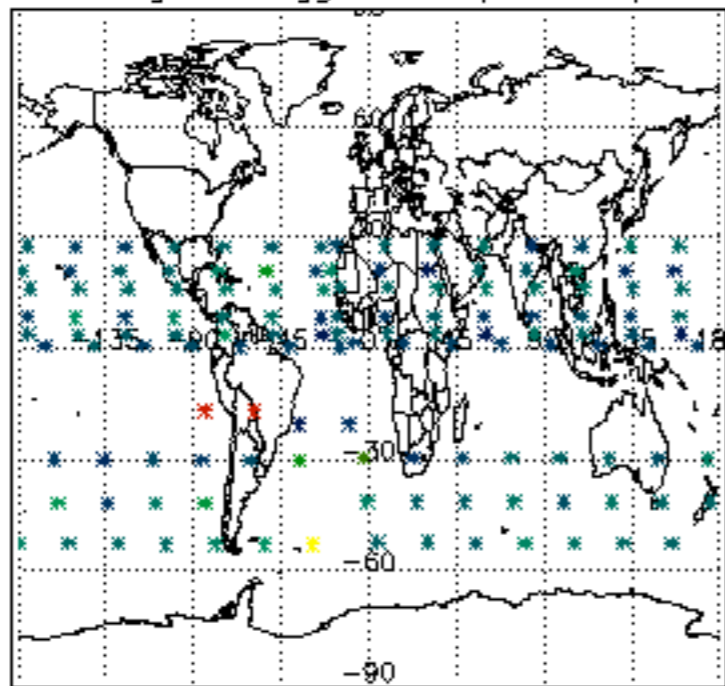
Percentage of flagged data per D3 profile



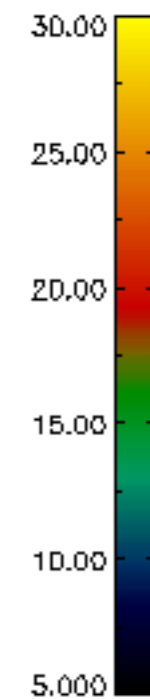
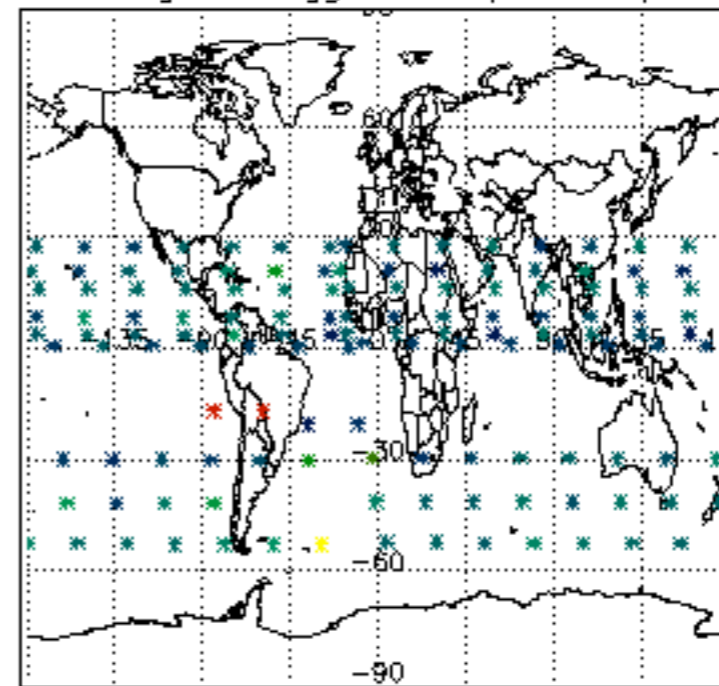
Percentage of flagged data per H2O profile

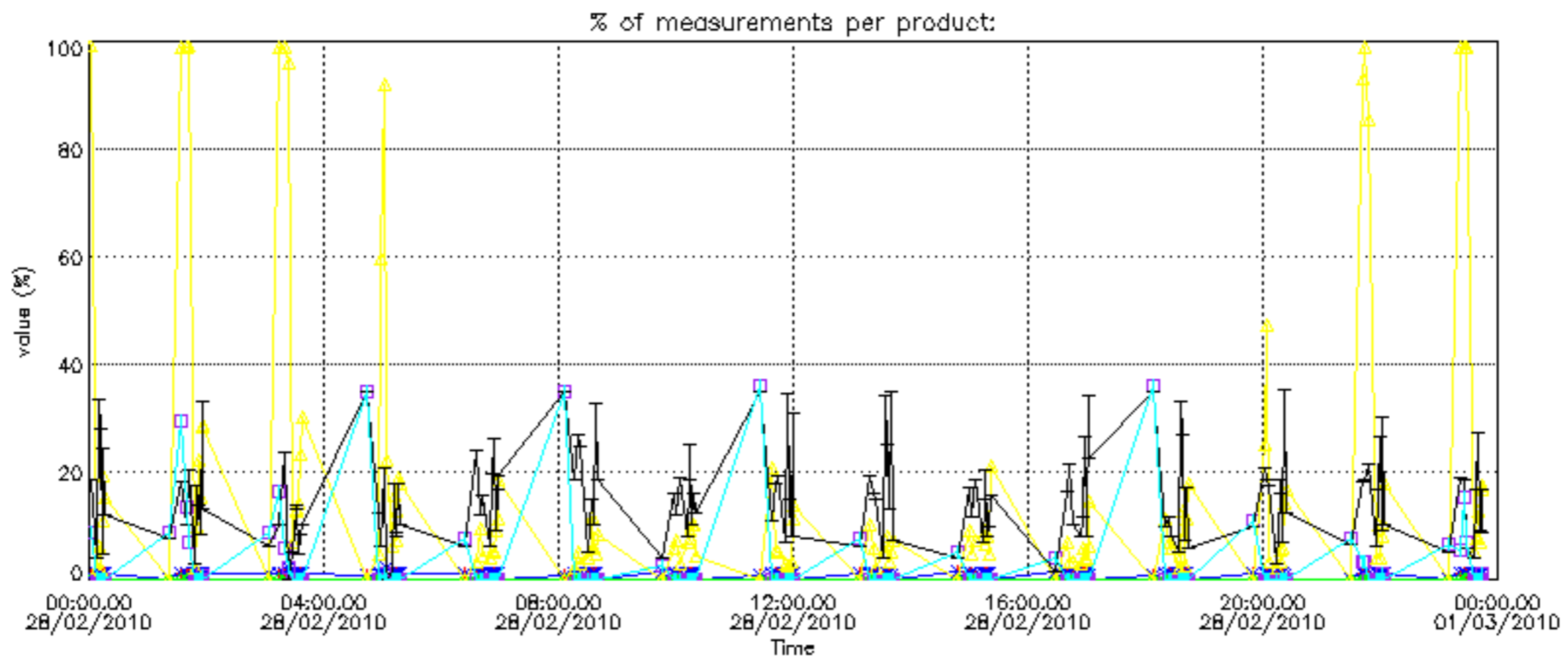
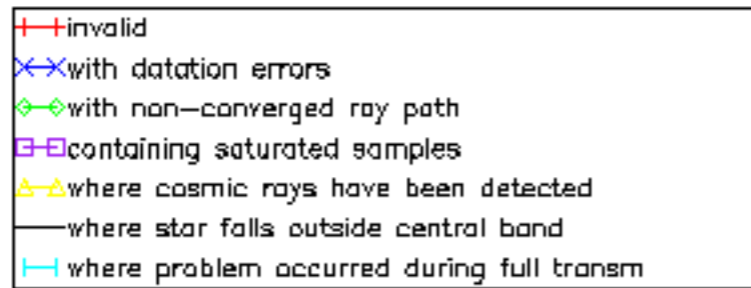


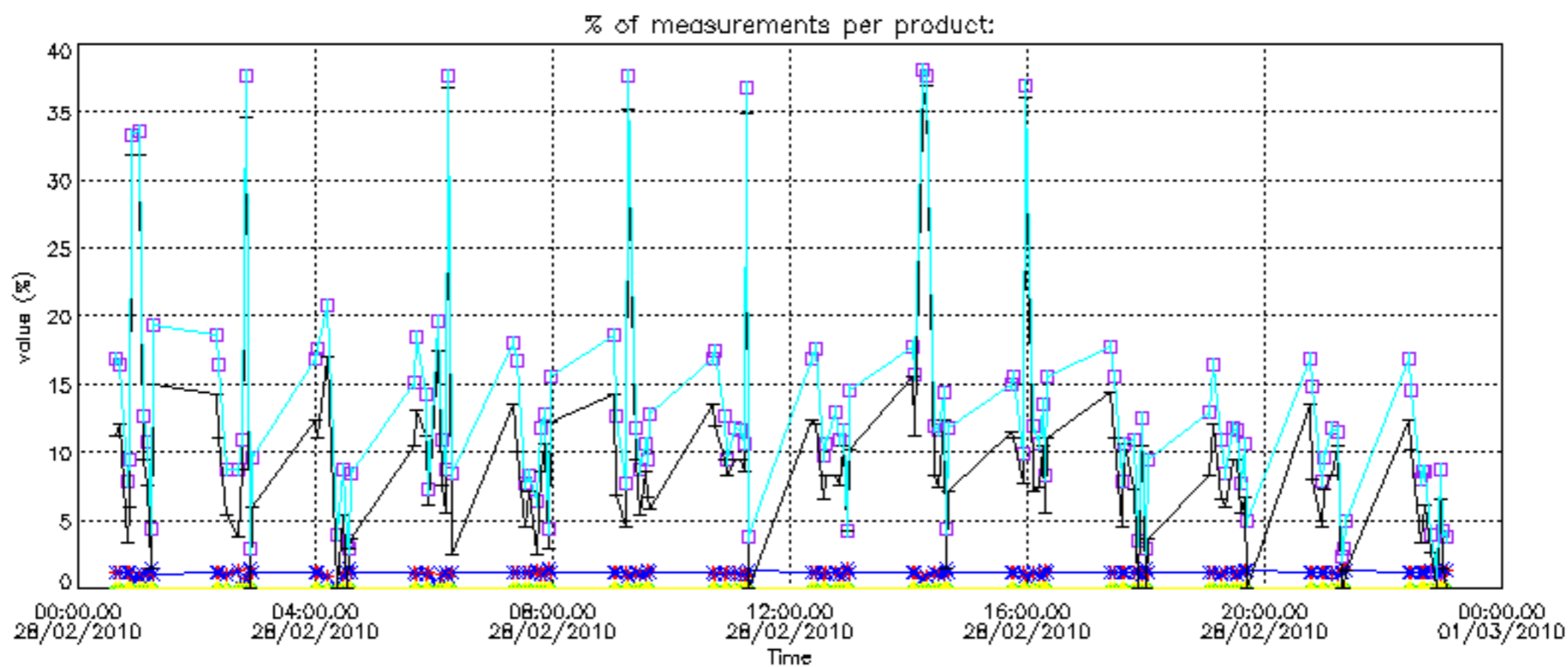
Percentage of flagged data per NO2 profile



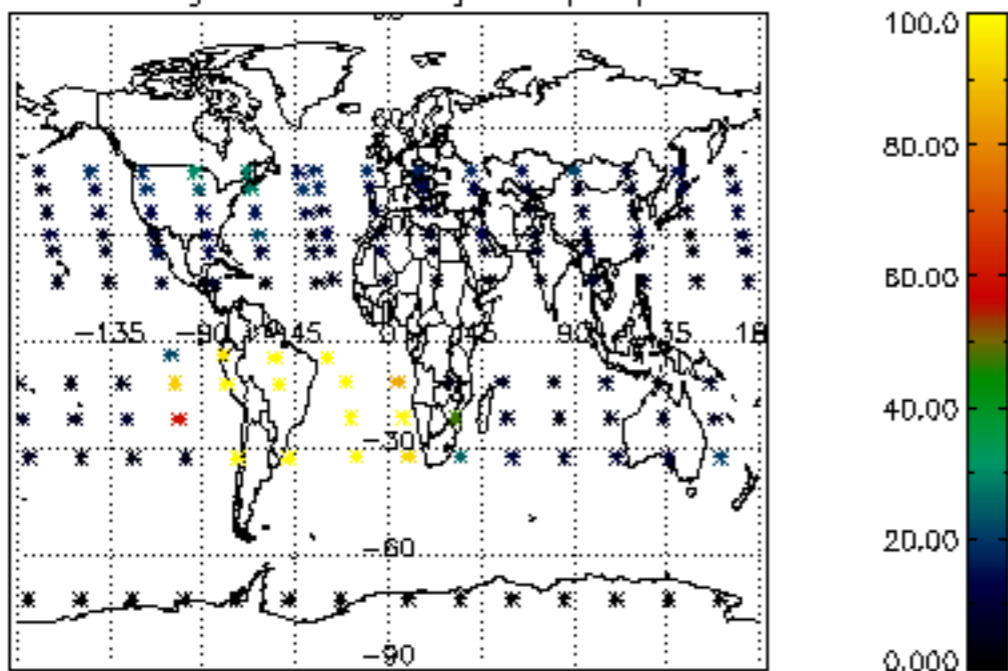
Percentage of flagged data per NO3 profile



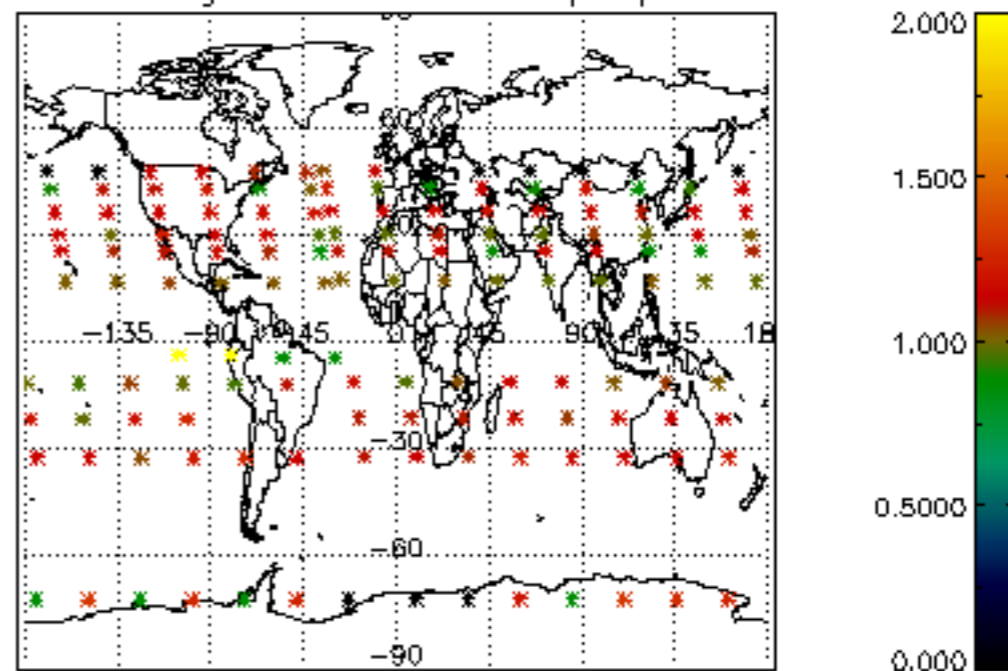




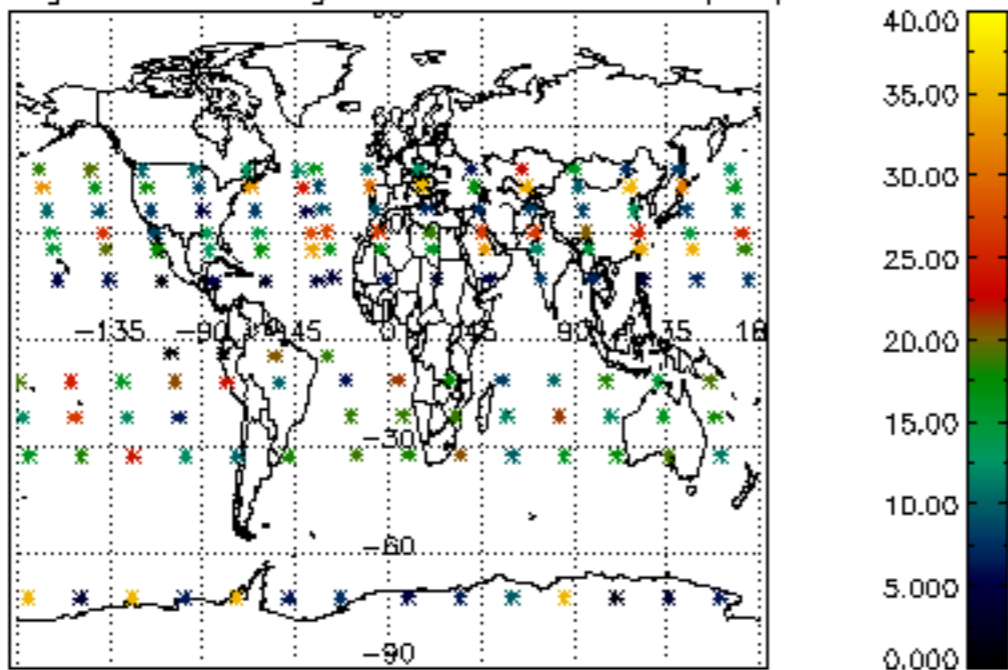
Percentage of cosmic ray hits per profile



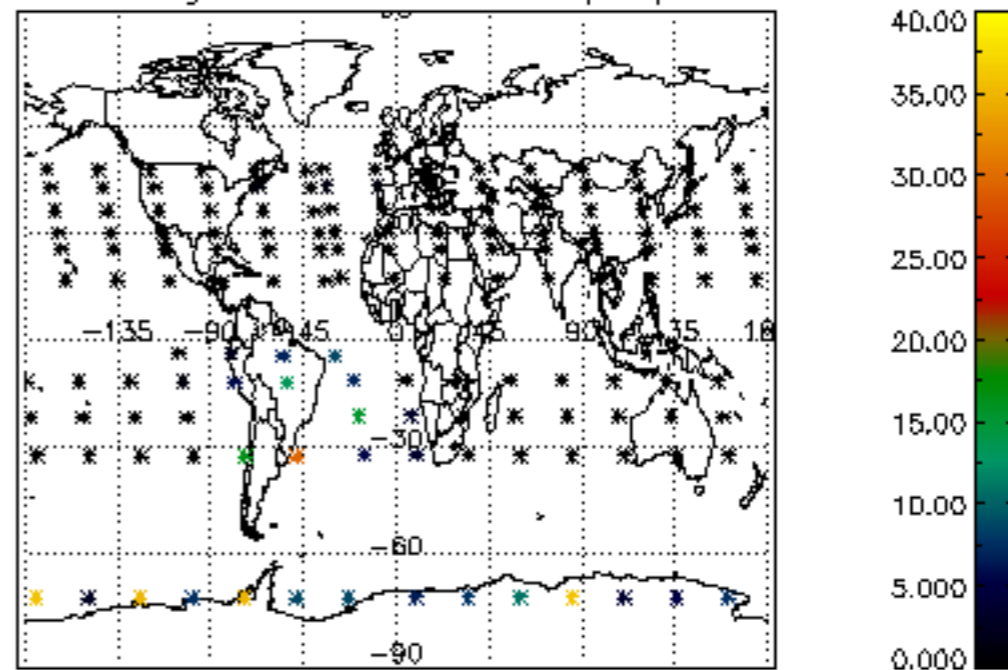
Percentage of datation errors per profile



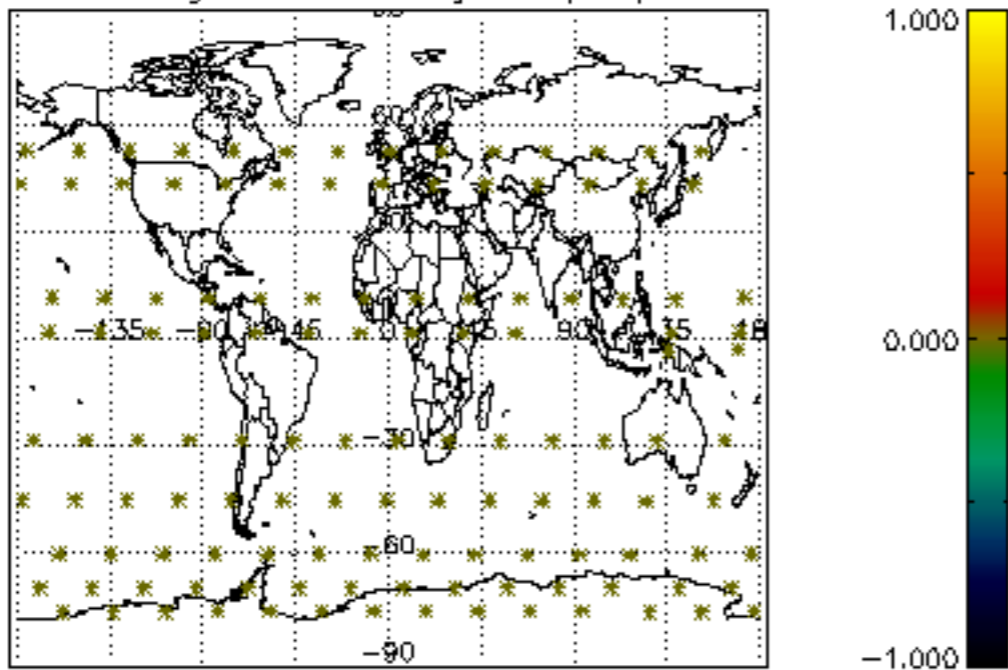
Percentage of star falling outside central band per profile



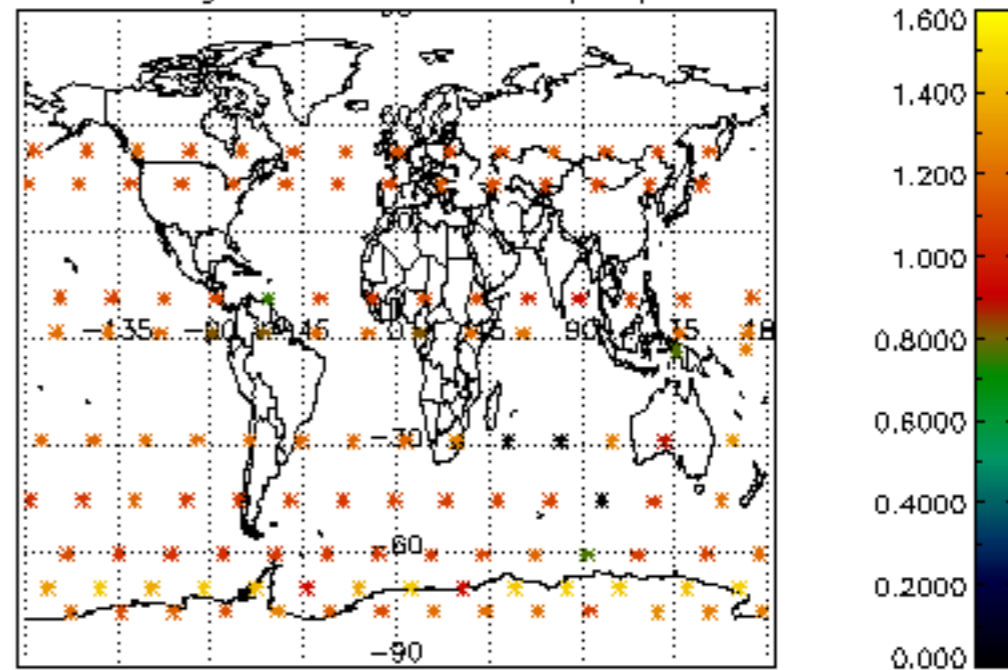
Percentage of saturation errors per profile



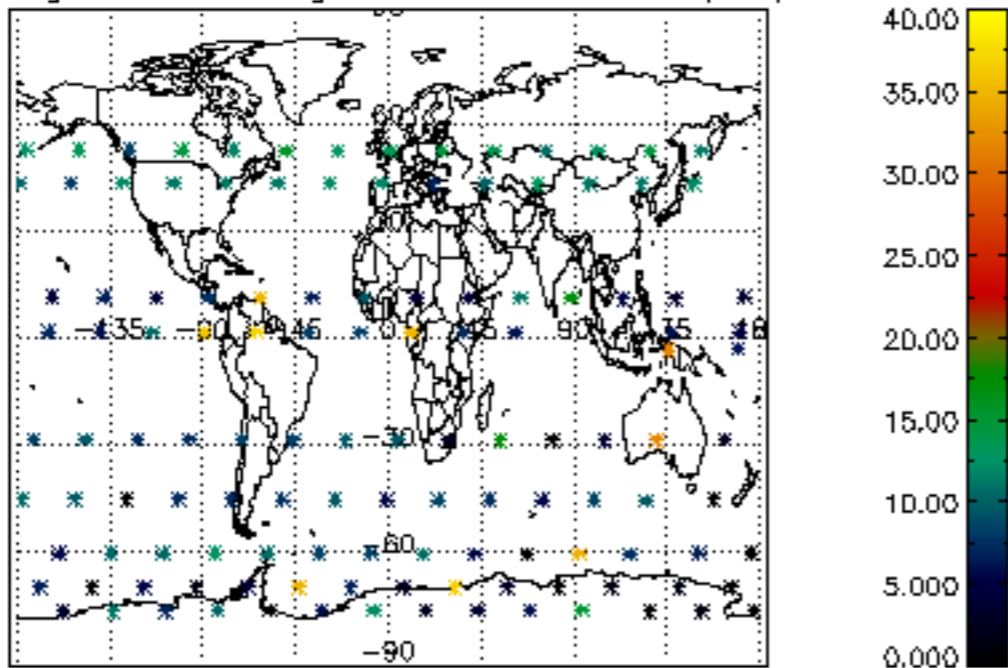
Percentage of cosmic ray hits per profile



Percentage of datation errors per profile



Percentage of star falling outside central band per profile



Percentage of saturation errors per profile

