

# GOMOS Level 2 Daily Report

## SUMMARY

### [1. General Info](#)

### [2. Summary of processed GOM\\_NL\\_2P products](#)

### [3. Level 2 Quality information per product](#)

#### [3.1 Plot of level 2 quality information per product \(time dependant\)](#)

#### [3.2 Plot of level 2 quality information per product \(world map\)](#)

### [4. Level 1 Quality information per product \(stored on level 2 products\)](#)

#### [4.1 Plot of level 1 quality information per product \(time dependant\)](#)

##### [4.1.1 Plot of level 1 quality information per product \(time dependant\): ASCENDING](#)

##### [4.1.2 Plot of level 1 quality information per product \(time dependant\): DESCENDING](#)

#### [4.2 Plot of level 1 quality information per product \(world map\)](#)

##### [4.2.1 Plot of level 1 quality information per product \(world map\): ASCENDING](#)

##### [4.2.2 Plot of level 1 quality information per product \(world map\): DESCENDING](#)

### [5. Ozone profiles based on quality statistics and other trace gas profiles](#)

#### [5.1 Ozone statistics based on quality of products](#)

#### [5.2 Plot ozone profiles for all STD \(dark without errors\)](#)

#### [5.3 Plot ozone profiles where STD < 20% \(dark without errors\)](#)

#### [5.4. Plot ozone profiles where STD < 10% \(dark without errors\)](#)

#### [5.5. Plot ozone profiles where STD < 5% \(dark without errors\)](#)

#### [5.6 Plot NO2 profiles for all STD \(dark without errors\)](#)

#### [5.7 Plot NO3 profiles for all STD \(dark without errors\)](#)

#### [5.8 Plot H2O profiles \(only for occultations of stars 1,2,3,4,13,14,16,26,63 dark without errors\) for all STD](#)

### [6. Auxiliary Data Files used for the production reported in section 2](#)

This report presents the daily analysis on parameters extracted from GOMOS level 2 data (GOM\_NL\_\_2P). It is intended to monitor some important parameters that will impact the quality of these products. A list of level 2 products (and content) that have arrived during the reporting day to the PCF is also given.

Item	Value
Time of report generation	26APR2013 17:41:31
Data source version	GOMOS/6.01
Start time of products	27-02-2010 (27FEB2010 00:00:00)
Stop time of products	28-02-2010 (28FEB2010 00:00:00)
Store outputs in DB	Yes
Nb of level 2 prods	310
Nb of prods with errors	0

## 2. Summary of processed GOM\_NL\_\_2P products.

Nr	Filename	UTC Start time	Limb	Duration	Star Id	Star Name	Star Mag	Star Temp	Nb Meas	Orbit	Prod. error
1	GOM_NL__2PRFIN20100227_000123_000000472087_00159_41796_6932.N1	27-FEB-2010 00:01:23	Bright	46.500	130	23Bet Dra	2.7990	5800.0	93	41796	No
2	GOM_NL__2PRFIN20100227_000408_000000342087_00159_41796_6933.N1	27-FEB-2010 00:04:08	Bright	34.000	144	18Del Cyg	2.8600	11000.	68	41796	No
3	GOM_NL__2PRFIN20100227_000618_000000392087_00159_41796_6934.N1	27-FEB-2010 00:06:18	Bright	39.000	5	3Alp Lyr	0.033000	11000.	78	41796	No
4	GOM_NL__2PRFIN20100227_001345_000000392087_00159_41796_6935.N1	27-FEB-2010 00:13:45	Bright	38.500	168	17Zet Aql	2.9860	11000.	77	41796	No
5	GOM_NL__2PRFIN20100227_001919_000000262087_00159_41796_6936.N1	27-FEB-2010 00:19:19	Straylight	25.500	126	60Bet Oph	2.7700	4250.0	51	41796	No
6	GOM_NL__2PRFIN20100227_002556_000000462087_00159_41796_6937.N1	27-FEB-2010 00:25:56	Dark	46.000	137	22Lam Sgr	2.8240	4400.0	92	41796	No
7	GOM_NL__2PRFIN20100227_002819_000000452087_00159_41796_6938.N1	27-FEB-2010 00:28:19	Dark	44.500	38	20Eps Sgr	1.8360	11000.	89	41796	No
8	GOM_NL__2PRFIN20100227_003102_000000492087_00159_41796_6939.N1	27-FEB-2010 00:31:02	Dark	49.000	25	35Lam Sco	1.6200	28000.	98	41796	No
9	GOM_NL__2PRFIN20100227_003300_000000572087_00159_41796_6940.N1	27-FEB-2010 00:33:00	Dark	57.000	75	26Eps Sco	2.2910	4250.0	114	41796	No
10	GOM_NL__2PRFIN20100227_003853_000000492087_00160_41797_6926.N1	27-FEB-2010 00:38:53	Dark	49.000	131	Gam Lup	2.8000	26000.	98	41797	No
11	GOM_NL__2PRFIN20100227_004128_000000472087_00160_41797_6927.N1	27-FEB-2010 00:41:28	Dark	47.000	4	Alp1Cen	-0.010000	5800.0	94	41797	No
12	GOM_NL__2PRFIN20100227_004247_000000542087_00160_41797_6928.N1	27-FEB-2010 00:42:47	Dark	53.500	10	Bet Cen	0.61000	28000.	107	41797	No
13	GOM_NL__2PRFIN20100227_004431_000000472087_00160_41797_6929.N1	27-FEB-2010 00:44:31	Dark	46.500	77	Eps Cen	2.3030	28000.	93	41797	No
14	GOM_NL__2PRFIN20100227_004626_000000532087_00160_41797_6930.N1	27-FEB-2010 00:46:26	Dark	52.500	26	Gam Cru	1.6240	2900.0	105	41797	No
15	GOM_NL__2PRFIN20100227_004747_000000482087_00160_41797_6931.N1	27-FEB-2010 00:47:47	Dark	48.000	64	Gam Cen	2.2000	10600.	96	41797	No
16	GOM_NL__2PRFIN20100227_010344_000000472087_00160_41797_6932.N1	27-FEB-2010 01:03:44	Twilight	46.500	48	30Alp Hya	1.9770	4100.0	93	41797	No
17	GOM_NL__2PRFIN20100227_011004_000000462087_00160_41797_6933.N1	27-FEB-2010 01:10:04	Bright	46.000	22	32Alp Leo	1.3600	15200.	92	41797	No
18	GOM_NL__2PRFIN20100227_011323_000000422087_00160_41797_6934.N1	27-FEB-2010 01:13:23	Bright	41.500	166	17Eps Leo	2.9800	6000.0	83	41797	No
19	GOM_NL__2PRFIN20100227_012153_000000462087_00160_41797_6935.N1	27-FEB-2010 01:21:53	Bright	46.000	174	52Psi UMa	3.0040	4400.0	92	41797	No
20	GOM_NL__2PRFIN20100227_012431_000000422087_00160_41797_6936.N1	27-FEB-2010 01:24:31	Bright	42.000	82	48Bet UMa	2.3650	10600.	84	41797	No
21	GOM_NL__2PRFIN20100227_012557_000000482087_00160_41797_6937.N1	27-FEB-2010 01:25:57	Bright	47.500	87	64Gam UMa	2.4330	11000.	95	41797	No
22	GOM_NL__2PRFIN20100227_013256_000000412087_00160_41797_6938.N1	27-FEB-2010 01:32:56	Bright	40.500	60	7Bet UMi	2.0810	3950.0	81	41797	No
23	GOM_NL__2PRFIN20100227_013741_000000472087_00160_41797_6939.N1	27-FEB-2010 01:37:41	Bright	47.000	119	14Eta Dra	2.7270	4700.0	94	41797	No
24	GOM_NL__2PRFIN20100227_014159_000000432087_00160_41797_6940.N1	27-FEB-2010 01:41:59	Bright	43.000	130	23Bet Dra	2.7990	5800.0	86	41797	No
25	GOM_NL__2PRFIN20100227_014443_000000352087_00160_41797_6941.N1	27-FEB-2010 01:44:43	Bright	34.500	144	18Del Cyg	2.8600	11000.	69	41797	No
26	GOM_NL__2PRFIN20100227_014654_000000412087_00160_41797_6942.N1	27-FEB-2010 01:46:54	Bright	40.500	5	3Alp Lyr	0.033000	11000.	81	41797	No
27	GOM_NL__2PRFIN20100227_015421_000000562087_00160_41797_6943.N1	27-FEB-2010 01:54:21	Bright	56.000	168	17Zet Aql	2.9860	11000.	112	41797	No
28	GOM_NL__2PRFIN20100227_015956_000000262087_00160_41797_6944.N1	27-FEB-2010 01:59:56	Straylight	25.500	126	60Bet Oph	2.7700	4250.0	51	41797	No
29	GOM_NL__2PRFIN20100227_020633_000000482087_00160_41797_6945.N1	27-FEB-2010 02:06:33	Dark	48.000	137	22Lam Sgr	2.8240	4400.0	96	41797	No
30	GOM_NL__2PRFIN20100227_020856_000000422087_00160_41797_6946.N1	27-FEB-2010 02:08:56	Dark	42.000	38	20Eps Sgr	1.8360	11000.	84	41797	No
31	GOM_NL__2PRFIN20100227_021139_000000442087_00160_41797_6947.N1	27-FEB-2010 02:11:39	Dark	43.500	25	35Lam Sco	1.6200	28000.	87	41797	No
32	GOM_NL__2PRFIN20100227_021337_000000602087_00160_41797_6948.N1	27-FEB-2010 02:13:37	Dark	59.500	75	26Eps Sco	2.2910	4250.0	119	41797	No
33	GOM_NL__2PRFIN20100227_021930_000000492087_00161_41798_6954.N1	27-FEB-2010 02:19:30	Dark	48.500	131	Gam Lup	2.8000	26000.	97	41798	No
34	GOM_NL__2PRFIN20100227_022204_000000442087_00161_41798_6955.N1	27-FEB-2010 02:22:04	Dark	44.000	4	Alp1Cen	-0.010000	5800.0	88	41798	No
35	GOM_NL__2PRFIN20100227_022324_000000412087_00161_41798_6956.N1	27-FEB-2010 02:23:24	Dark	41.000	10	Bet Cen	0.61000	28000.	82	41798	No
36	GOM_NL__2PRFIN20100227_022508_000000442087_00161_41798_6957.N1	27-FEB-2010 02:25:08	Dark	44.000	77	Eps Cen	2.3030	28000.	88	41798	No
37	GOM_NL__2PRFIN20100227_022703_000000552087_00161_41798_6958.N1	27-FEB-2010 02:27:03	Dark	54.500	26	Gam Cru	1.6240	2900.0	109	41798	No
38	GOM_NL__2PRFIN20100227_022823_000000522087_00161_41798_6959.N1	27-FEB-2010 02:28:23	Dark	51.500	64	Gam Cen	2.2000	10600.	103	41798	No
39	GOM_NL__2PRFIN20100227_024420_000000432087_00161_41798_6960.N1	27-FEB-2010 02:44:20	Twilight	43.000	48	30Alp Hya	1.9770	4100.0	86	41798	No
40	GOM_NL__2PRFIN20100227_025039_000000452087_00161_41798_6961.N1	27-FEB-2010 02:50:39	Bright	44.500	22	32Alp Leo	1.3600	15200.	89	41798	No
41	GOM_NL__2PRFIN20100227_025359_000000422087_00161_41798_6962.N1	27-FEB-2010 02:53:59	Bright	42.000	166	17Eps Leo	2.9800	6000.0	84	41798	No
42	GOM_NL__2PRFIN20100227_030228_000000462087_00161_41798_6963.N1	27-FEB-2010 03:02:28	Bright	46.000	174	52Psi UMa	3.0040	4400.0	92	41798	No

43	GOM_NL__2PRFIN20100227_030507_000000422087_00161_41798_6964.N1	27-FEB-2010 03:05:07	Bright	41.500	82	48Bet UMa	2.3650	10600.	83	41798	No
44	GOM_NL__2PRFIN20100227_030633_000000472087_00161_41798_6965.N1	27-FEB-2010 03:06:33	Bright	46.500	87	64Gam UMa	2.4330	11000.	93	41798	No
45	GOM_NL__2PRFIN20100227_031332_000000432087_00161_41798_6966.N1	27-FEB-2010 03:13:32	Bright	42.500	60	7Bet UMi	2.0810	3950.0	85	41798	No
46	GOM_NL__2PRFIN20100227_031817_000000472087_00161_41798_6967.N1	27-FEB-2010 03:18:17	Bright	47.000	119	14Eta Dra	2.7270	4700.0	94	41798	No
47	GOM_NL__2PRFIN20100227_032235_000000462087_00161_41798_6968.N1	27-FEB-2010 03:22:35	Bright	45.500	130	23Bet Dra	2.7990	5800.0	91	41798	No
48	GOM_NL__2PRFIN20100227_032520_000000342087_00161_41798_6969.N1	27-FEB-2010 03:25:20	Bright	34.000	144	18Del Cyg	2.8600	11000.	68	41798	No
49	GOM_NL__2PRFIN20100227_032730_000000422087_00161_41798_6970.N1	27-FEB-2010 03:27:30	Bright	42.000	5	3Alp Lyr	0.033000	11000.	84	41798	No
50	GOM_NL__2PRFIN20100227_033457_000000452087_00161_41798_6971.N1	27-FEB-2010 03:34:57	Bright	45.000	168	17Zet Aql	2.9860	11000.	90	41798	No
51	GOM_NL__2PRFIN20100227_034709_000000422087_00161_41798_6972.N1	27-FEB-2010 03:47:09	Dark	42.000	137	22Lam Sgr	2.8240	4400.0	84	41798	No
52	GOM_NL__2PRFIN20100227_034932_000000442087_00161_41798_6973.N1	27-FEB-2010 03:49:32	Dark	43.500	38	20Eps Sgr	1.8360	11000.	87	41798	No
53	GOM_NL__2PRFIN20100227_035216_000000512087_00161_41798_6974.N1	27-FEB-2010 03:52:16	Dark	51.000	25	35Lam Sco	1.6200	28000.	102	41798	No
54	GOM_NL__2PRFIN20100227_035414_000000492087_00161_41798_6975.N1	27-FEB-2010 03:54:14	Dark	49.000	75	26Eps Sco	2.2910	4250.0	98	41798	No
55	GOM_NL__2PRFIN20100227_040007_000000502087_00162_41799_6962.N1	27-FEB-2010 04:00:07	Dark	50.000	131	Gam Lup	2.8000	26000.	100	41799	No
56	GOM_NL__2PRFIN20100227_040241_000000422087_00162_41799_6963.N1	27-FEB-2010 04:02:41	Dark	41.500	4	Alp1Cen	-0.010000	5800.0	83	41799	No
57	GOM_NL__2PRFIN20100227_040400_000000442087_00162_41799_6964.N1	27-FEB-2010 04:04:00	Dark	43.500	10	Bet Cen	0.61000	28000.	87	41799	No
58	GOM_NL__2PRFIN20100227_040544_000000442087_00162_41799_6965.N1	27-FEB-2010 04:05:44	Dark	44.000	77	Eps Cen	2.3030	28000.	88	41799	No
59	GOM_NL__2PRFIN20100227_040739_000000472087_00162_41799_6966.N1	27-FEB-2010 04:07:39	Dark	46.500	26	Gam Cru	1.6240	2900.0	93	41799	No
60	GOM_NL__2PRFIN20100227_040900_000000512087_00162_41799_6967.N1	27-FEB-2010 04:09:00	Dark	50.500	64	Gam Cen	2.2000	10600.	101	41799	No
61	GOM_NL__2PRFIN20100227_042456_000000472087_00162_41799_6968.N1	27-FEB-2010 04:24:56	Tw_i_and_stray	46.500	48	30Alp Hya	1.9770	4100.0	93	41799	No
62	GOM_NL__2PRFIN20100227_043115_000000442087_00162_41799_6969.N1	27-FEB-2010 04:31:15	Bright	43.500	22	32Alp Leo	1.3600	15200.	87	41799	No
63	GOM_NL__2PRFIN20100227_043435_000000402087_00162_41799_6970.N1	27-FEB-2010 04:34:35	Bright	40.000	166	17Eps Leo	2.9800	6000.0	80	41799	No
64	GOM_NL__2PRFIN20100227_044303_000000472087_00162_41799_6971.N1	27-FEB-2010 04:43:03	Bright	46.500	174	52Psi UMa	3.0040	4400.0	93	41799	No
65	GOM_NL__2PRFIN20100227_044543_000000422087_00162_41799_6972.N1	27-FEB-2010 04:45:43	Bright	41.500	82	48Bet UMa	2.3650	10600.	83	41799	No
66	GOM_NL__2PRFIN20100227_044708_000000472087_00162_41799_6973.N1	27-FEB-2010 04:47:08	Bright	46.500	87	64Gam UMa	2.4330	11000.	93	41799	No
67	GOM_NL__2PRFIN20100227_045408_000000432087_00162_41799_6974.N1	27-FEB-2010 04:54:08	Bright	42.500	60	7Bet UMi	2.0810	3950.0	85	41799	No
68	GOM_NL__2PRFIN20100227_045852_000000472087_00162_41799_6975.N1	27-FEB-2010 04:58:52	Bright	46.500	119	14Eta Dra	2.7270	4700.0	93	41799	No
69	GOM_NL__2PRFIN20100227_050310_000000452087_00162_41799_6976.N1	27-FEB-2010 05:03:10	Bright	45.000	130	23Bet Dra	2.7990	5800.0	90	41799	No
70	GOM_NL__2PRFIN20100227_050556_000000352087_00162_41799_6977.N1	27-FEB-2010 05:05:56	Bright	35.000	144	18Del Cyg	2.8600	11000.	70	41799	No
71	GOM_NL__2PRFIN20100227_050806_000000482087_00162_41799_6978.N1	27-FEB-2010 05:08:06	Bright	48.000	5	3Alp Lyr	0.033000	11000.	96	41799	No
72	GOM_NL__2PRFIN20100227_051534_000000402087_00162_41799_6979.N1	27-FEB-2010 05:15:34	Bright	39.500	168	17Zet Aql	2.9860	11000.	79	41799	No
73	GOM_NL__2PRFIN20100227_052746_000000452087_00162_41799_6980.N1	27-FEB-2010 05:27:46	Dark	45.000	137	22Lam Sgr	2.8240	4400.0	90	41799	No
74	GOM_NL__2PRFIN20100227_053009_000000432087_00162_41799_6981.N1	27-FEB-2010 05:30:09	Dark	43.000	38	20Eps Sgr	1.8360	11000.	86	41799	No
75	GOM_NL__2PRFIN20100227_053253_000000502087_00162_41799_6982.N1	27-FEB-2010 05:32:53	Dark	49.500	25	35Lam Sco	1.6200	28000.	99	41799	No
76	GOM_NL__2PRFIN20100227_053451_000000512087_00162_41799_6983.N1	27-FEB-2010 05:34:51	Dark	50.500	75	26Eps Sco	2.2910	4250.0	101	41799	No
77	GOM_NL__2PRFIN20100227_054044_000000502087_00163_41800_6970.N1	27-FEB-2010 05:40:44	Dark	50.000	131	Gam Lup	2.8000	26000.	100	41800	No
78	GOM_NL__2PRFIN20100227_054317_000000432087_00163_41800_6971.N1	27-FEB-2010 05:43:17	Dark	43.000	4	Alp1Cen	-0.010000	5800.0	86	41800	No
79	GOM_NL__2PRFIN20100227_054437_000000522087_00163_41800_6972.N1	27-FEB-2010 05:44:37	Dark	52.000	10	Bet Cen	0.61000	28000.	104	41800	No
80	GOM_NL__2PRFIN20100227_054621_000000432087_00163_41800_6973.N1	27-FEB-2010 05:46:21	Dark	42.500	77	Eps Cen	2.3030	28000.	85	41800	No
81	GOM_NL__2PRFIN20100227_054815_000000572087_00163_41800_6974.N1	27-FEB-2010 05:48:15	Dark	57.000	26	Gam Cru	1.6240	2900.0	114	41800	No
82	GOM_NL__2PRFIN20100227_054937_000000462087_00163_41800_6975.N1	27-FEB-2010 05:49:37	Dark	45.500	64	Gam Cen	2.2000	10600.	91	41800	No
83	GOM_NL__2PRFIN20100227_060532_000000462087_00163_41800_6976.N1	27-FEB-2010 06:05:32	Tw_i_and_stray	45.500	48	30Alp Hya	1.9770	4100.0	91	41800	No
84	GOM_NL__2PRFIN20100227_061151_000000462087_00163_41800_6977.N1	27-FEB-2010 06:11:51	Bright	46.000	22	32Alp Leo	1.3600	15200.	92	41800	No
85	GOM_NL__2PRFIN20100227_061511_000000412087_00163_41800_6978.N1	27-FEB-2010 06:15:11	Bright	40.500	166	17Eps Leo	2.9800	6000.0	81	41800	No
86	GOM_NL__2PRFIN20100227_062339_000000472087_00163_41800_6979.N1	27-FEB-2010 06:23:39	Bright	47.000	174	52Psi UMa	3.0040	4400.0	94	41800	No
87	GOM_NL__2PRFIN20100227_062618_000000612087_00163_41800_6980.N1	27-FEB-2010 06:26:18	Bright	61.000	82	48Bet UMa	2.3650	10600.	122	41800	No
88	GOM_NL__2PRFIN20100227_062743_000000472087_00163_41800_6981.N1	27-FEB-2010 06:27:43	Bright	47.000	87	64Gam UMa	2.4330	11000.	94	41800	No
89	GOM_NL__2PRFIN20100227_063443_000000422087_00163_41800_6982.N1	27-FEB-2010 06:34:43	Bright	42.000	60	7Bet UMi	2.0810	3950.0	84	41800	No
90	GOM_NL__2PRFIN20100227_063928_000000432087_00163_41800_6983.N1	27-FEB-2010 06:39:28	Bright	42.500	119	14Eta Dra	2.7270	4700.0	85	41800	No
91	GOM_NL__2PRFIN20100227_064346_000000442087_00163_41800_6984.N1	27-FEB-2010 06:43:46	Bright	44.000	130	23Bet Dra	2.7990	5800.0	88	41800	No
92	GOM_NL__2PRFIN20100227_064632_000000372087_00163_41800_6985.N1	27-FEB-2010 06:46:32	Bright	36.500	144	18Del Cyg	2.8600	11000.	73	41800	No
93	GOM_NL__2PRFIN20100227_064842_000000412087_00163_41800_6986.N1	27-FEB-2010 06:48:42	Bright	41.000	5	3Alp Lyr	0.033000	11000.	82	41800	No
94	GOM_NL__2PRFIN20100227_065610_000000572087_00163_41800_6987.N1	27-FEB-2010 06:56:10	Bright	57.000	168	17Zet Aql	2.9860	11000.	114	41800	No
95	GOM_NL__2PRFIN20100227_070823_000000452087_00163_41800_6988.N1	27-FEB-2010 07:08:23	Dark	45.000	137	22Lam Sgr	2.8240	4400.0	90	41800	No
96	GOM_NL__2PRFIN20100227_071045_000000442087_00163_41800_6989.N1	27-FEB-2010 07:10:45	Dark	43.500	38	20Eps Sgr	1.8360	11000.	87	41800	No
97	GOM_NL__2PRFIN20100227_071330_000000492087_00163_41800_6990.N1	27-FEB-2010 07:13:30	Dark	49.000	25	35Lam Sco	1.6200	28000.	98	41800	No
98	GOM_NL__2PRFIN20100227_072122_000000492087_00164_41801_6978.N1	27-FEB-2010 07:21:22	Dark	48.500	131	Gam Lup	2.8000	26000.	97	41801	No
99	GOM_NL__2PRFIN20100227_072354_000000502087_00164_41801_6979.N1	27-FEB-2010 07:23:54	Dark	49.500	4	Alp1Cen	-0.010000	5800.0	99	41801	No
100	GOM_NL__2PRFIN20100227_072513_000000452087_00164_41801_6980.N1	27-FEB-2010 07:25:13	Dark	44.500	10	Bet Cen	0.61000	28000.	89	41801	No
101	GOM_NL__2PRFIN20100227_072658_000000452087_00164_41801_6981.N1	27-FEB-2010 07:26:58	Dark	45.000	77	Eps Cen	2.3030	28000.	90	41801	No





161	GOM_NL__2PRFIN20100227_121520_000000492087_00166_41803_7014.N1	27-FEB-2010 12:15:20	Dark	48.500	25	35Lam Sco	1.6200	28000.	97	41803	No
162	GOM_NL__2PRFIN20100227_121719_000000522087_00166_41803_7015.N1	27-FEB-2010 12:17:19	Dark	52.000	75	26Eps Sco	2.2910	4250.0	104	41803	No
163	GOM_NL__2PRFIN20100227_122313_000000502087_00167_41804_7002.N1	27-FEB-2010 12:23:13	Dark	50.000	131	Gam Lup	2.8000	26000.	100	41804	No
164	GOM_NL__2PRFIN20100227_122543_000000532087_00167_41804_7003.N1	27-FEB-2010 12:25:43	Dark	53.000	4	Alp1Cen	-0.010000	5800.0	106	41804	No
165	GOM_NL__2PRFIN20100227_122703_000000532087_00167_41804_7004.N1	27-FEB-2010 12:27:03	Dark	52.500	10	Bet Cen	0.610000	28000.	105	41804	No
166	GOM_NL__2PRFIN20100227_122848_000000482087_00167_41804_7005.N1	27-FEB-2010 12:28:48	Dark	48.000	77	Eps Cen	2.3030	28000.	96	41804	No
167	GOM_NL__2PRFIN20100227_123041_000000562087_00167_41804_7006.N1	27-FEB-2010 12:30:41	Dark	56.000	26	Gam Cru	1.6240	2900.0	112	41804	No
168	GOM_NL__2PRFIN20100227_123203_000000442087_00167_41804_7007.N1	27-FEB-2010 12:32:03	Dark	43.500	64	Gam Cen	2.2000	10600.	87	41804	No
169	GOM_NL__2PRFIN20100227_124756_000000462087_00167_41804_7008.N1	27-FEB-2010 12:47:56	Tw_i_and_stray	45.500	48	30Alp Hya	1.9770	4100.0	91	41804	No
170	GOM_NL__2PRFIN20100227_125414_000000442087_00167_41804_7009.N1	27-FEB-2010 12:54:14	Bright	43.500	22	32Alp Leo	1.3600	15200.	87	41804	No
171	GOM_NL__2PRFIN20100227_125655_000000462087_00167_41804_7010.N1	27-FEB-2010 12:56:55	Bright	46.000	51	41Gam1Leo	2.0100	4500.0	92	41804	No
172	GOM_NL__2PRFIN20100227_130559_000000482087_00167_41804_7011.N1	27-FEB-2010 13:05:59	Bright	48.000	174	52Psi UMa	3.0040	4400.0	96	41804	No
173	GOM_NL__2PRFIN20100227_130839_000000612087_00167_41804_7012.N1	27-FEB-2010 13:08:39	Bright	61.000	82	48Bet UMa	2.3650	10600.	122	41804	No
174	GOM_NL__2PRFIN20100227_131003_000000482087_00167_41804_7013.N1	27-FEB-2010 13:10:03	Bright	47.500	87	64Gam UMa	2.4330	11000.	95	41804	No
175	GOM_NL__2PRFIN20100227_131706_000000382087_00167_41804_7014.N1	27-FEB-2010 13:17:06	Bright	38.000	60	7Bet UMi	2.0810	3950.0	76	41804	No
176	GOM_NL__2PRFIN20100227_132150_000000472087_00167_41804_7015.N1	27-FEB-2010 13:21:50	Bright	46.500	119	14Eta Dra	2.7270	4700.0	93	41804	No
177	GOM_NL__2PRFIN20100227_132609_000000652087_00167_41804_7016.N1	27-FEB-2010 13:26:09	Bright	65.000	130	23Bet Dra	2.7990	5800.0	130	41804	No
178	GOM_NL__2PRFIN20100227_132856_000000352087_00167_41804_7017.N1	27-FEB-2010 13:28:56	Bright	35.000	144	18Del Cyg	2.8600	11000.	70	41804	No
179	GOM_NL__2PRFIN20100227_133106_000000392087_00167_41804_7018.N1	27-FEB-2010 13:31:06	Bright	39.000	5	3Alp Lyr	0.033000	11000.	78	41804	No
180	GOM_NL__2PRFIN20100227_133835_000000382087_00167_41804_7019.N1	27-FEB-2010 13:38:35	Bright	37.500	168	17Zet Aql	2.9860	11000.	75	41804	No
181	GOM_NL__2PRFIN20100227_135049_000000482087_00167_41804_7020.N1	27-FEB-2010 13:50:49	Dark	48.000	137	22Lam Sgr	2.8240	4400.0	96	41804	No
182	GOM_NL__2PRFIN20100227_135311_000000432087_00167_41804_7021.N1	27-FEB-2010 13:53:11	Dark	43.000	38	20Eps Sgr	1.8360	11000.	86	41804	No
183	GOM_NL__2PRFIN20100227_135556_000000442087_00167_41804_7022.N1	27-FEB-2010 13:55:56	Dark	43.500	25	35Lam Sco	1.6200	28000.	87	41804	No
184	GOM_NL__2PRFIN20100227_135756_000000512087_00167_41804_7023.N1	27-FEB-2010 13:57:56	Dark	51.000	75	26Eps Sco	2.2910	4250.0	102	41804	No
185	GOM_NL__2PRFIN20100227_140350_000000522087_00168_41805_7010.N1	27-FEB-2010 14:03:50	Dark	51.500	131	Gam Lup	2.8000	26000.	103	41805	No
186	GOM_NL__2PRFIN20100227_140620_000000472087_00168_41805_7011.N1	27-FEB-2010 14:06:20	Dark	47.000	4	Alp1Cen	-0.010000	5800.0	94	41805	No
187	GOM_NL__2PRFIN20100227_140739_000000512087_00168_41805_7012.N1	27-FEB-2010 14:07:39	Dark	50.500	10	Bet Cen	0.610000	28000.	101	41805	No
188	GOM_NL__2PRFIN20100227_140924_000000432087_00168_41805_7013.N1	27-FEB-2010 14:09:24	Dark	42.500	77	Eps Cen	2.3030	28000.	85	41805	No
189	GOM_NL__2PRFIN20100227_141118_000000562087_00168_41805_7014.N1	27-FEB-2010 14:11:18	Dark	55.500	26	Gam Cru	1.6240	2900.0	111	41805	No
190	GOM_NL__2PRFIN20100227_141240_000000502087_00168_41805_7015.N1	27-FEB-2010 14:12:40	Dark	49.500	64	Gam Cen	2.2000	10600.	99	41805	No
191	GOM_NL__2PRFIN20100227_142833_000000452087_00168_41805_7016.N1	27-FEB-2010 14:28:33	Tw_i_and_stray	44.500	48	30Alp Hya	1.9770	4100.0	89	41805	No
192	GOM_NL__2PRFIN20100227_143450_000000452087_00168_41805_7017.N1	27-FEB-2010 14:34:50	Bright	45.000	22	32Alp Leo	1.3600	15200.	90	41805	No
193	GOM_NL__2PRFIN20100227_143730_000000452087_00168_41805_7018.N1	27-FEB-2010 14:37:30	Bright	45.000	51	41Gam1Leo	2.0100	4500.0	90	41805	No
194	GOM_NL__2PRFIN20100227_144635_000000452087_00168_41805_7019.N1	27-FEB-2010 14:46:35	Bright	45.000	174	52Psi UMa	3.0040	4400.0	90	41805	No
195	GOM_NL__2PRFIN20100227_144915_000000402087_00168_41805_7020.N1	27-FEB-2010 14:49:15	Bright	40.000	82	48Bet UMa	2.3650	10600.	80	41805	No
196	GOM_NL__2PRFIN20100227_145039_000000472087_00168_41805_7021.N1	27-FEB-2010 14:50:39	Bright	47.000	87	64Gam UMa	2.4330	11000.	94	41805	No
197	GOM_NL__2PRFIN20100227_145741_000000422087_00168_41805_7022.N1	27-FEB-2010 14:57:41	Bright	42.000	60	7Bet UMi	2.0810	3950.0	84	41805	No
198	GOM_NL__2PRFIN20100227_150226_000000662087_00168_41805_7023.N1	27-FEB-2010 15:02:26	Bright	66.000	119	14Eta Dra	2.7270	4700.0	132	41805	No
199	GOM_NL__2PRFIN20100227_150644_000000462087_00168_41805_7024.N1	27-FEB-2010 15:06:44	Bright	46.000	130	23Bet Dra	2.7990	5800.0	92	41805	No
200	GOM_NL__2PRFIN20100227_150932_000000342087_00168_41805_7025.N1	27-FEB-2010 15:09:32	Bright	34.000	144	18Del Cyg	2.8600	11000.	68	41805	No
201	GOM_NL__2PRFIN20100227_151142_000000442087_00168_41805_7026.N1	27-FEB-2010 15:11:42	Bright	43.500	5	3Alp Lyr	0.033000	11000.	87	41805	No
202	GOM_NL__2PRFIN20100227_151911_000000382087_00168_41805_7027.N1	27-FEB-2010 15:19:11	Bright	37.500	168	17Zet Aql	2.9860	11000.	75	41805	No
203	GOM_NL__2PRFIN20100227_153125_000000422087_00168_41805_7028.N1	27-FEB-2010 15:31:25	Dark	42.000	137	22Lam Sgr	2.8240	4400.0	84	41805	No
204	GOM_NL__2PRFIN20100227_153348_000000422087_00168_41805_7029.N1	27-FEB-2010 15:33:48	Dark	42.000	38	20Eps Sgr	1.8360	11000.	84	41805	No
205	GOM_NL__2PRFIN20100227_153633_000000552087_00168_41805_7030.N1	27-FEB-2010 15:36:33	Dark	54.500	25	35Lam Sco	1.6200	28000.	109	41805	No
206	GOM_NL__2PRFIN20100227_153833_000000492087_00168_41805_7031.N1	27-FEB-2010 15:38:33	Dark	48.500	75	26Eps Sco	2.2910	4250.0	97	41805	No
207	GOM_NL__2PRFIN20100227_154427_000000512087_00169_41806_7018.N1	27-FEB-2010 15:44:27	Dark	50.500	131	Gam Lup	2.8000	26000.	101	41806	No
208	GOM_NL__2PRFIN20100227_154657_000000482087_00169_41806_7019.N1	27-FEB-2010 15:46:57	Dark	48.000	4	Alp1Cen	-0.010000	5800.0	96	41806	No
209	GOM_NL__2PRFIN20100227_154816_000000422087_00169_41806_7020.N1	27-FEB-2010 15:48:16	Dark	42.000	10	Bet Cen	0.610000	28000.	84	41806	No
210	GOM_NL__2PRFIN20100227_155001_000000442087_00169_41806_7021.N1	27-FEB-2010 15:50:01	Dark	43.500	77	Eps Cen	2.3030	28000.	87	41806	No
211	GOM_NL__2PRFIN20100227_155154_000000512087_00169_41806_7022.N1	27-FEB-2010 15:51:54	Dark	51.000	26	Gam Cru	1.6240	2900.0	102	41806	No
212	GOM_NL__2PRFIN20100227_155316_000000452087_00169_41806_7023.N1	27-FEB-2010 15:53:16	Dark	45.000	64	Gam Cen	2.2000	10600.	90	41806	No
213	GOM_NL__2PRFIN20100227_161525_000000462087_00169_41806_7024.N1	27-FEB-2010 16:15:25	Bright	45.500	22	32Alp Leo	1.3600	15200.	91	41806	No
214	GOM_NL__2PRFIN20100227_161806_000000462087_00169_41806_7025.N1	27-FEB-2010 16:18:06	Bright	45.500	51	41Gam1Leo	2.0100	4500.0	91	41806	No
215	GOM_NL__2PRFIN20100227_162710_000000472087_00169_41806_7026.N1	27-FEB-2010 16:27:10	Bright	46.500	174	52Psi UMa	3.0040	4400.0	93	41806	No
216	GOM_NL__2PRFIN20100227_162950_000000422087_00169_41806_7027.N1	27-FEB-2010 16:29:50	Bright	42.000	82	48Bet UMa	2.3650	10600.	84	41806	No
217	GOM_NL__2PRFIN20100227_163114_000000472087_00169_41806_7028.N1	27-FEB-2010 16:31:14	Bright	46.500	87	64Gam UMa	2.4330	11000.	93	41806	No
218	GOM_NL__2PRFIN20100227_163817_000000432087_00169_41806_7029.N1	27-FEB-2010 16:38:17	Bright	43.000	60	7Bet UMi	2.0810	3950.0	86	41806	No
219	GOM_NL__2PRFIN20100227_164301_000000472087_00169_41806_7030.N1	27-FEB-2010 16:43:01	Bright	47.000	119	14Eta Dra	2.7270	4700.0	94	41806	No

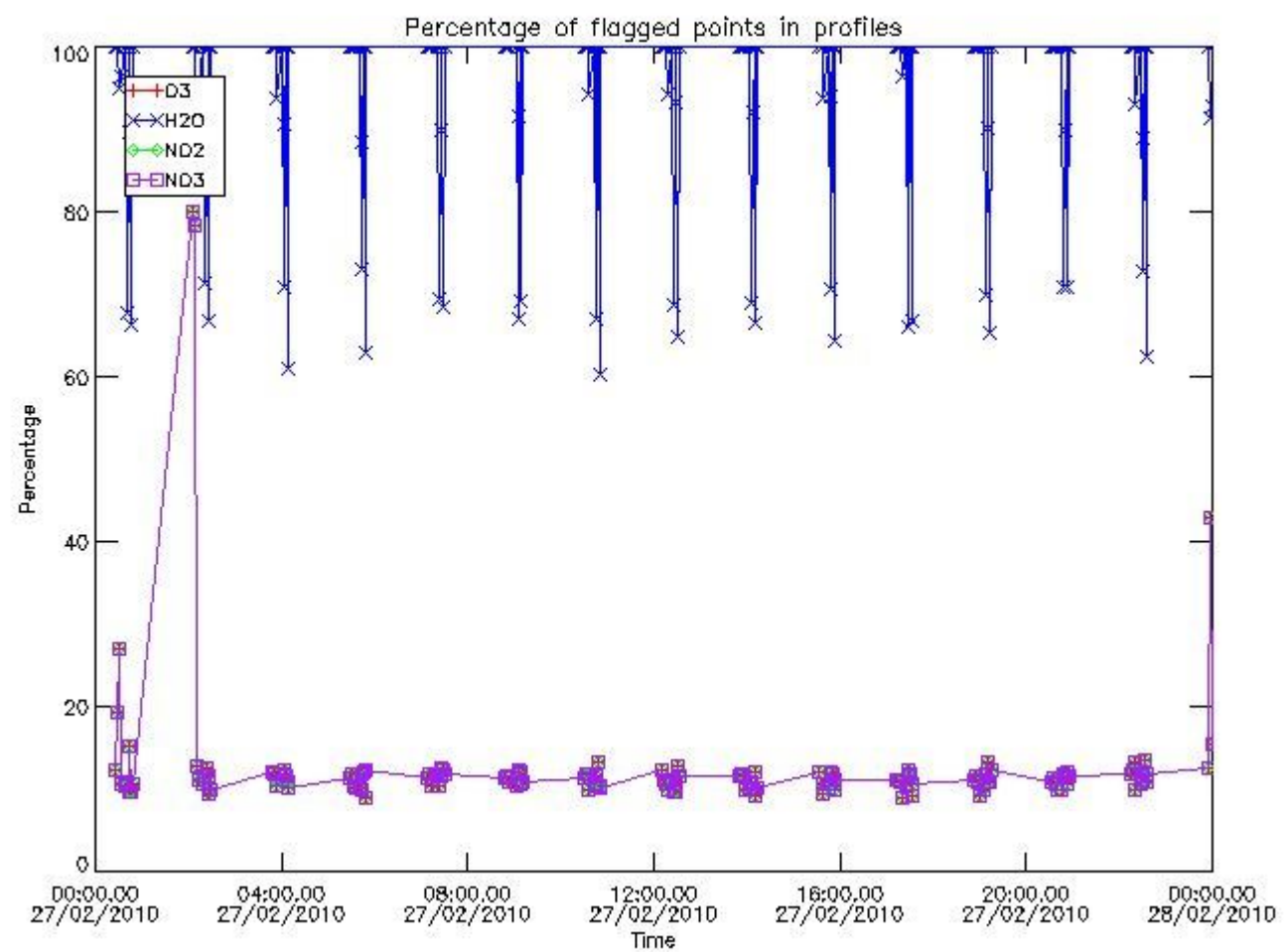
220	GOM_NL__2PRFIN20100227_164720_000000482087_00169_41806_7031.N1	27-FEB-2010 16:47:20	Bright	47.500	130	23Bet Dra	2.7990	5800.0	95	41806	No
221	GOM_NL__2PRFIN20100227_165008_000000372087_00169_41806_7032.N1	27-FEB-2010 16:50:08	Bright	37.000	144	18Del Cyg	2.8600	11000.	74	41806	No
222	GOM_NL__2PRFIN20100227_165218_000000402087_00169_41806_7033.N1	27-FEB-2010 16:52:18	Bright	40.000	5	3Alp Lyr	0.033000	11000.	80	41806	No
223	GOM_NL__2PRFIN20100227_165948_000000372087_00169_41806_7034.N1	27-FEB-2010 16:59:48	Bright	37.000	168	17Zet Aql	2.9860	11000.	74	41806	No
224	GOM_NL__2PRFIN20100227_171202_000000462087_00169_41806_7035.N1	27-FEB-2010 17:12:02	Dark	45.500	137	22Lam Sgr	2.8240	4400.0	91	41806	No
225	GOM_NL__2PRFIN20100227_171424_000000462087_00169_41806_7036.N1	27-FEB-2010 17:14:24	Dark	45.500	38	20Eps Sgr	1.8360	11000.	91	41806	No
226	GOM_NL__2PRFIN20100227_171710_000000482087_00169_41806_7037.N1	27-FEB-2010 17:17:10	Dark	47.500	25	35Lam Sco	1.6200	28000.	95	41806	No
227	GOM_NL__2PRFIN20100227_171910_000000572087_00169_41806_7038.N1	27-FEB-2010 17:19:10	Dark	57.000	75	26Eps Sco	2.2910	4250.0	114	41806	No
228	GOM_NL__2PRFIN20100227_172504_000000502087_00170_41807_7026.N1	27-FEB-2010 17:25:04	Dark	49.500	131	Gam Lup	2.8000	26000.	99	41807	No
229	GOM_NL__2PRFIN20100227_172733_000000452087_00170_41807_7027.N1	27-FEB-2010 17:27:33	Dark	44.500	4	Alp1Cen	-0.010000	5800.0	89	41807	No
230	GOM_NL__2PRFIN20100227_172852_000000422087_00170_41807_7028.N1	27-FEB-2010 17:28:52	Dark	41.500	10	Bet Cen	0.61000	28000.	83	41807	No
231	GOM_NL__2PRFIN20100227_173038_000000432087_00170_41807_7029.N1	27-FEB-2010 17:30:38	Dark	43.000	77	Eps Cen	2.3030	28000.	86	41807	No
232	GOM_NL__2PRFIN20100227_173231_000000562087_00170_41807_7030.N1	27-FEB-2010 17:32:31	Dark	56.000	26	Gam Cru	1.6240	2900.0	112	41807	No
233	GOM_NL__2PRFIN20100227_173353_000000482087_00170_41807_7031.N1	27-FEB-2010 17:33:53	Dark	48.000	64	Gam Cen	2.2000	10600.	96	41807	No
234	GOM_NL__2PRFIN20100227_175601_000000462087_00170_41807_7032.N1	27-FEB-2010 17:56:01	Bright	46.000	22	32Alp Leo	1.3600	15200.	92	41807	No
235	GOM_NL__2PRFIN20100227_175842_000000452087_00170_41807_7033.N1	27-FEB-2010 17:58:42	Bright	45.000	51	41Gam1Leo	2.0100	4500.0	90	41807	No
236	GOM_NL__2PRFIN20100227_180745_000000472087_00170_41807_7034.N1	27-FEB-2010 18:07:45	Bright	47.000	174	52Psi UMa	3.0040	4400.0	94	41807	No
237	GOM_NL__2PRFIN20100227_181026_000000612087_00170_41807_7035.N1	27-FEB-2010 18:10:26	Bright	61.000	82	48Bet UMa	2.3650	10600.	122	41807	No
238	GOM_NL__2PRFIN20100227_181149_000000682087_00170_41807_7036.N1	27-FEB-2010 18:11:49	Bright	68.000	87	64Gam UMa	2.4330	11000.	136	41807	No
239	GOM_NL__2PRFIN20100227_181852_000000422087_00170_41807_7037.N1	27-FEB-2010 18:18:52	Bright	42.000	60	7Bet UMi	2.0810	3950.0	84	41807	No
240	GOM_NL__2PRFIN20100227_182337_000000482087_00170_41807_7038.N1	27-FEB-2010 18:23:37	Bright	47.500	119	14Eta Dra	2.7270	4700.0	95	41807	No
241	GOM_NL__2PRFIN20100227_182756_000000462087_00170_41807_7039.N1	27-FEB-2010 18:27:56	Bright	46.000	130	23Bet Dra	2.7990	5800.0	92	41807	No
242	GOM_NL__2PRFIN20100227_183044_000000352087_00170_41807_7040.N1	27-FEB-2010 18:30:44	Bright	35.000	144	18Del Cyg	2.8600	11000.	70	41807	No
243	GOM_NL__2PRFIN20100227_183254_000000442087_00170_41807_7041.N1	27-FEB-2010 18:32:54	Bright	44.000	5	3Alp Lyr	0.033000	11000.	88	41807	No
244	GOM_NL__2PRFIN20100227_184024_000000572087_00170_41807_7042.N1	27-FEB-2010 18:40:24	Bright	57.000	168	17Zet Aql	2.9860	11000.	114	41807	No
245	GOM_NL__2PRFIN20100227_185238_000000462087_00170_41807_7043.N1	27-FEB-2010 18:52:38	Dark	46.000	137	22Lam Sgr	2.8240	4400.0	92	41807	No
246	GOM_NL__2PRFIN20100227_185501_000000442087_00170_41807_7044.N1	27-FEB-2010 18:55:01	Dark	44.000	38	20Eps Sgr	1.8360	11000.	88	41807	No
247	GOM_NL__2PRFIN20100227_185747_000000472087_00170_41807_7045.N1	27-FEB-2010 18:57:47	Dark	46.500	25	35Lam Sco	1.6200	28000.	93	41807	No
248	GOM_NL__2PRFIN20100227_185948_000000562087_00170_41807_7046.N1	27-FEB-2010 18:59:48	Dark	55.500	75	26Eps Sco	2.2910	4250.0	111	41807	No
249	GOM_NL__2PRFIN20100227_190541_000000512087_00171_41808_7054.N1	27-FEB-2010 19:05:41	Dark	51.000	131	Gam Lup	2.8000	26000.	102	41808	No
250	GOM_NL__2PRFIN20100227_190810_000000442087_00171_41808_7055.N1	27-FEB-2010 19:08:10	Dark	43.500	4	Alp1Cen	-0.010000	5800.0	87	41808	No
251	GOM_NL__2PRFIN20100227_190929_000000472087_00171_41808_7056.N1	27-FEB-2010 19:09:29	Dark	46.500	10	Bet Cen	0.61000	28000.	93	41808	No
252	GOM_NL__2PRFIN20100227_191114_000000422087_00171_41808_7057.N1	27-FEB-2010 19:11:14	Dark	42.000	77	Eps Cen	2.3030	28000.	84	41808	No
253	GOM_NL__2PRFIN20100227_191307_000000472087_00171_41808_7058.N1	27-FEB-2010 19:13:07	Dark	46.500	26	Gam Cru	1.6240	2900.0	93	41808	No
254	GOM_NL__2PRFIN20100227_191429_000000502087_00171_41808_7059.N1	27-FEB-2010 19:14:29	Dark	49.500	64	Gam Cen	2.2000	10600.	99	41808	No
255	GOM_NL__2PRFIN20100227_193637_000000462087_00171_41808_7060.N1	27-FEB-2010 19:36:37	Bright	45.500	22	32Alp Leo	1.3600	15200.	91	41808	No
256	GOM_NL__2PRFIN20100227_193917_000000462087_00171_41808_7061.N1	27-FEB-2010 19:39:17	Bright	46.000	51	41Gam1Leo	2.0100	4500.0	92	41808	No
257	GOM_NL__2PRFIN20100227_194821_000000462087_00171_41808_7062.N1	27-FEB-2010 19:48:21	Bright	46.000	174	52Psi UMa	3.0040	4400.0	92	41808	No
258	GOM_NL__2PRFIN20100227_195101_000000422087_00171_41808_7063.N1	27-FEB-2010 19:51:01	Bright	41.500	82	48Bet UMa	2.3650	10600.	83	41808	No
259	GOM_NL__2PRFIN20100227_195224_000000482087_00171_41808_7064.N1	27-FEB-2010 19:52:24	Bright	48.000	87	64Gam UMa	2.4330	11000.	96	41808	No
260	GOM_NL__2PRFIN20100227_195928_000000412087_00171_41808_7065.N1	27-FEB-2010 19:59:28	Bright	40.500	60	7Bet UMi	2.0810	3950.0	81	41808	No
261	GOM_NL__2PRFIN20100227_200412_000000482087_00171_41808_7066.N1	27-FEB-2010 20:04:12	Bright	47.500	119	14Eta Dra	2.7270	4700.0	95	41808	No
262	GOM_NL__2PRFIN20100227_200832_000000482087_00171_41808_7067.N1	27-FEB-2010 20:08:32	Bright	47.500	130	23Bet Dra	2.7990	5800.0	95	41808	No
263	GOM_NL__2PRFIN20100227_201120_000000532087_00171_41808_7068.N1	27-FEB-2010 20:11:20	Bright	53.000	144	18Del Cyg	2.8600	11000.	106	41808	No
264	GOM_NL__2PRFIN20100227_201330_000000462087_00171_41808_7069.N1	27-FEB-2010 20:13:30	Bright	45.500	5	3Alp Lyr	0.033000	11000.	91	41808	No
265	GOM_NL__2PRFIN20100227_202100_000000382087_00171_41808_7070.N1	27-FEB-2010 20:21:00	Bright	37.500	168	17Zet Aql	2.9860	11000.	75	41808	No
266	GOM_NL__2PRFIN20100227_203315_000000482087_00171_41808_7071.N1	27-FEB-2010 20:33:15	Dark	47.500	137	22Lam Sgr	2.8240	4400.0	95	41808	No
267	GOM_NL__2PRFIN20100227_203538_000000502087_00171_41808_7072.N1	27-FEB-2010 20:35:38	Dark	49.500	38	20Eps Sgr	1.8360	11000.	99	41808	No
268	GOM_NL__2PRFIN20100227_203823_000000492087_00171_41808_7073.N1	27-FEB-2010 20:38:23	Dark	48.500	25	35Lam Sco	1.6200	28000.	97	41808	No
269	GOM_NL__2PRFIN20100227_204025_000000522087_00171_41808_7074.N1	27-FEB-2010 20:40:25	Dark	51.500	75	26Eps Sco	2.2910	4250.0	103	41808	No
270	GOM_NL__2PRFIN20100227_204619_000000522087_00172_41809_7062.N1	27-FEB-2010 20:46:19	Dark	51.500	131	Gam Lup	2.8000	26000.	103	41809	No
271	GOM_NL__2PRFIN20100227_204846_000000442087_00172_41809_7063.N1	27-FEB-2010 20:48:46	Dark	43.500	4	Alp1Cen	-0.010000	5800.0	87	41809	No
272	GOM_NL__2PRFIN20100227_205005_000000452087_00172_41809_7064.N1	27-FEB-2010 20:50:05	Dark	44.500	10	Bet Cen	0.61000	28000.	89	41809	No
273	GOM_NL__2PRFIN20100227_205151_000000432087_00172_41809_7065.N1	27-FEB-2010 20:51:51	Dark	42.500	77	Eps Cen	2.3030	28000.	85	41809	No
274	GOM_NL__2PRFIN20100227_205343_000000572087_00172_41809_7066.N1	27-FEB-2010 20:53:43	Dark	57.000	26	Gam Cru	1.6240	2900.0	114	41809	No
275	GOM_NL__2PRFIN20100227_205506_000000442087_00172_41809_7067.N1	27-FEB-2010 20:55:06	Dark	43.500	64	Gam Cen	2.2000	10600.	87	41809	No
276	GOM_NL__2PRFIN20100227_211713_000000442087_00172_41809_7068.N1	27-FEB-2010 21:17:13	Bright	43.500	22	32Alp Leo	1.3600	15200.	87	41809	No
277	GOM_NL__2PRFIN20100227_211953_000000462087_00172_41809_7069.N1	27-FEB-2010 21:19:53	Bright	45.500	51	41Gam1Leo	2.0100	4500.0	91	41809	No
278	GOM_NL__2PRFIN20100227_212856_000000482087_00172_41809_7070.N1	27-FEB-2010 21:28:56	Bright	48.000	174	52Psi UMa	3.0040	4400.0	96	41809	No

279	GOM_NL__2PRFIN20100227_213137_000000412087_00172_41809_7071.N1	27-FEB-2010 21:31:37	Bright	40.500	82	48Bet UMa	2.3650	10600.	81	41809	No
280	GOM_NL__2PRFIN20100227_213259_000000472087_00172_41809_7072.N1	27-FEB-2010 21:33:59	Bright	46.500	87	64Gam UMa	2.4330	11000.	93	41809	No
281	GOM_NL__2PRFIN20100227_214004_000000402087_00172_41809_7073.N1	27-FEB-2010 21:40:04	Bright	39.500	60	7Bet UMi	2.0810	3950.0	79	41809	No
282	GOM_NL__2PRFIN20100227_214448_000000482087_00172_41809_7074.N1	27-FEB-2010 21:44:48	Bright	47.500	119	14Eta Dra	2.7270	4700.0	95	41809	No
283	GOM_NL__2PRFIN20100227_214907_000000452087_00172_41809_7075.N1	27-FEB-2010 21:49:07	Bright	45.000	130	23Bet Dra	2.7990	5800.0	90	41809	No
284	GOM_NL__2PRFIN20100227_215156_000000362087_00172_41809_7076.N1	27-FEB-2010 21:51:56	Bright	35.500	144	18Del Cyg	2.8600	11000.	71	41809	No
285	GOM_NL__2PRFIN20100227_215406_000000452087_00172_41809_7077.N1	27-FEB-2010 21:54:06	Bright	45.000	5	3Alp Lyr	0.033000	11000.	90	41809	No
286	GOM_NL__2PRFIN20100227_220136_000000572087_00172_41809_7078.N1	27-FEB-2010 22:01:36	Bright	56.500	168	17Zet Aql	2.9860	11000.	113	41809	No
287	GOM_NL__2PRFIN20100227_221352_000000442087_00172_41809_7079.N1	27-FEB-2010 22:13:52	Dark	43.500	137	22Lam Sgr	2.8240	4400.0	87	41809	No
288	GOM_NL__2PRFIN20100227_221614_000000462087_00172_41809_7080.N1	27-FEB-2010 22:16:14	Dark	46.000	38	20Eps Sgr	1.8360	11000.	92	41809	No
289	GOM_NL__2PRFIN20100227_221900_000000502087_00172_41809_7081.N1	27-FEB-2010 22:19:00	Dark	49.500	25	35Lam Sco	1.6200	28000.	99	41809	No
290	GOM_NL__2PRFIN20100227_222101_000000512087_00172_41809_7082.N1	27-FEB-2010 22:21:01	Dark	51.000	75	26Eps Sco	2.2910	4250.0	102	41809	No
291	GOM_NL__2PRFIN20100227_222656_000000492087_00173_41810_7070.N1	27-FEB-2010 22:26:56	Dark	48.500	131	Gam Lup	2.8000	26000.	97	41810	No
292	GOM_NL__2PRFIN20100227_222923_000000452087_00173_41810_7071.N1	27-FEB-2010 22:29:23	Dark	44.500	4	Alp1Cen	-0.010000	5800.0	89	41810	No
293	GOM_NL__2PRFIN20100227_223042_000000462087_00173_41810_7072.N1	27-FEB-2010 22:30:42	Dark	46.000	10	Bet Cen	0.61000	28000.	92	41810	No
294	GOM_NL__2PRFIN20100227_223228_000000422087_00173_41810_7073.N1	27-FEB-2010 22:32:28	Dark	41.500	77	Eps Cen	2.3030	28000.	83	41810	No
295	GOM_NL__2PRFIN20100227_223420_000000472087_00173_41810_7074.N1	27-FEB-2010 22:34:20	Dark	47.000	26	Gam Cru	1.6240	2900.0	94	41810	No
296	GOM_NL__2PRFIN20100227_223542_000000442087_00173_41810_7075.N1	27-FEB-2010 22:35:42	Dark	43.500	64	Gam Cen	2.2000	10600.	87	41810	No
297	GOM_NL__2PRFIN20100227_225748_000000452087_00173_41810_7076.N1	27-FEB-2010 22:57:48	Bright	45.000	22	32Alp Leo	1.3600	15200.	90	41810	No
298	GOM_NL__2PRFIN20100227_230028_000000442087_00173_41810_7077.N1	27-FEB-2010 23:00:28	Bright	44.000	51	41Gam1Leo	2.0100	4500.0	88	41810	No
299	GOM_NL__2PRFIN20100227_230931_000000462087_00173_41810_7078.N1	27-FEB-2010 23:09:31	Bright	46.000	174	52Psi UMa	3.0040	4400.0	92	41810	No
300	GOM_NL__2PRFIN20100227_231212_000000422087_00173_41810_7079.N1	27-FEB-2010 23:12:12	Bright	41.500	82	48Bet UMa	2.3650	10600.	83	41810	No
301	GOM_NL__2PRFIN20100227_231334_000000492087_00173_41810_7080.N1	27-FEB-2010 23:13:34	Bright	48.500	87	64Gam UMa	2.4330	11000.	97	41810	No
302	GOM_NL__2PRFIN20100227_232039_000000402087_00173_41810_7081.N1	27-FEB-2010 23:20:39	Bright	39.500	60	7Bet UMi	2.0810	3950.0	79	41810	No
303	GOM_NL__2PRFIN20100227_232523_000000412087_00173_41810_7082.N1	27-FEB-2010 23:25:23	Bright	40.500	119	14Eta Dra	2.7270	4700.0	81	41810	No
304	GOM_NL__2PRFIN20100227_232943_000000452087_00173_41810_7083.N1	27-FEB-2010 23:29:43	Bright	44.500	130	23Bet Dra	2.7990	5800.0	89	41810	No
305	GOM_NL__2PRFIN20100227_233232_000000382087_00173_41810_7084.N1	27-FEB-2010 23:32:32	Bright	37.500	144	18Del Cyg	2.8600	11000.	75	41810	No
306	GOM_NL__2PRFIN20100227_233442_000000442087_00173_41810_7085.N1	27-FEB-2010 23:34:42	Bright	44.000	5	3Alp Lyr	0.033000	11000.	88	41810	No
307	GOM_NL__2PRFIN20100227_234212_000000572087_00173_41810_7086.N1	27-FEB-2010 23:42:12	Bright	56.500	168	17Zet Aql	2.9860	11000.	113	41810	No
308	GOM_NL__2PRFIN20100227_235346_000000452087_00173_41810_7087.N1	27-FEB-2010 23:53:46	Dark	45.000	57	34Sig Sgr	2.0660	26000.	90	41810	No
309	GOM_NL__2PRFIN20100227_235650_000000462087_00173_41810_7088.N1	27-FEB-2010 23:56:50	Dark	46.000	38	20Eps Sgr	1.8360	11000.	92	41810	No
310	GOM_NL__2PRFIN20100227_235937_000000502087_00173_41810_7089.N1	27-FEB-2010 23:59:37	Dark	49.500	25	35Lam Sco	1.6200	28000.	99	41810	No

### 3. Quality information per product

In this section it is plotted some information contained in the Quality Summary data set of the level 2 products. Only products in dark limb conditions and without errors (error flag in the MPH set to "0") are used.

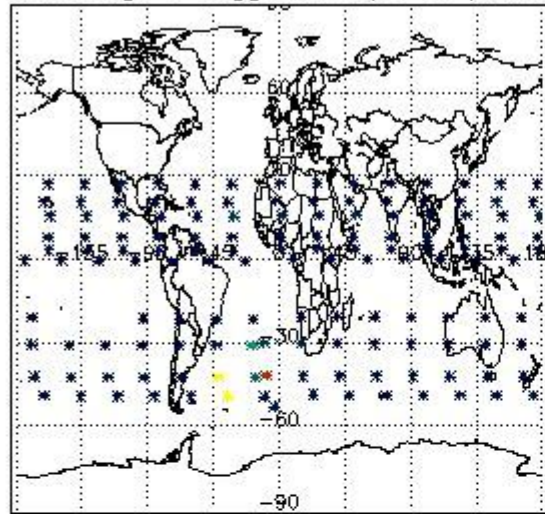
#### 3.1 Plot quality information per product (time dependant)



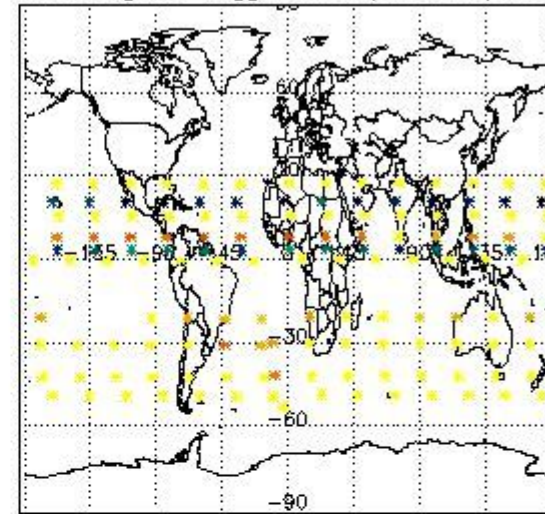
3.2 Plot quality information per product (world map)



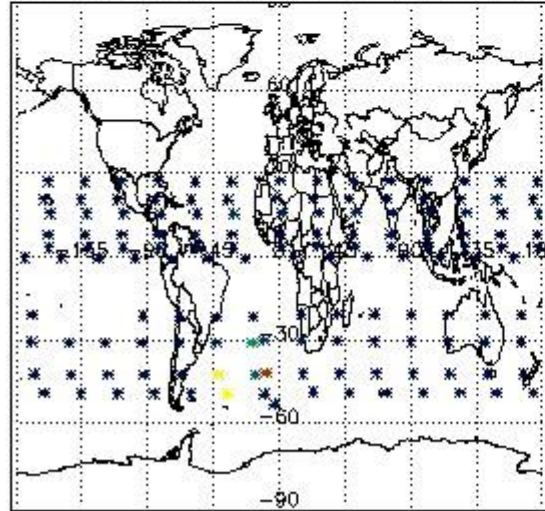
Percentage of flagged data per O3 profile



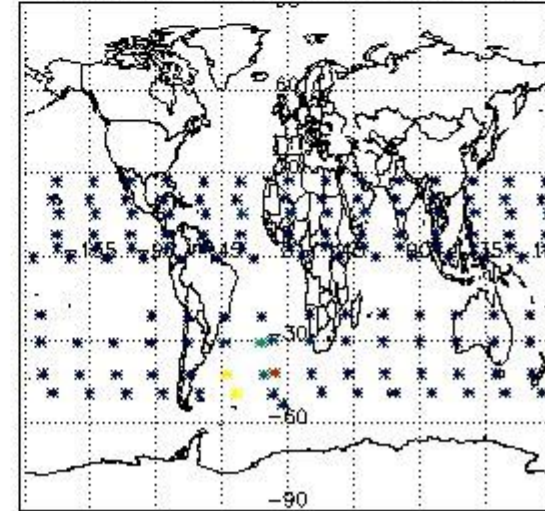
Percentage of flagged data per H2O profile



Percentage of flagged data per NO2 profile



Percentage of flagged data per NO3 profile

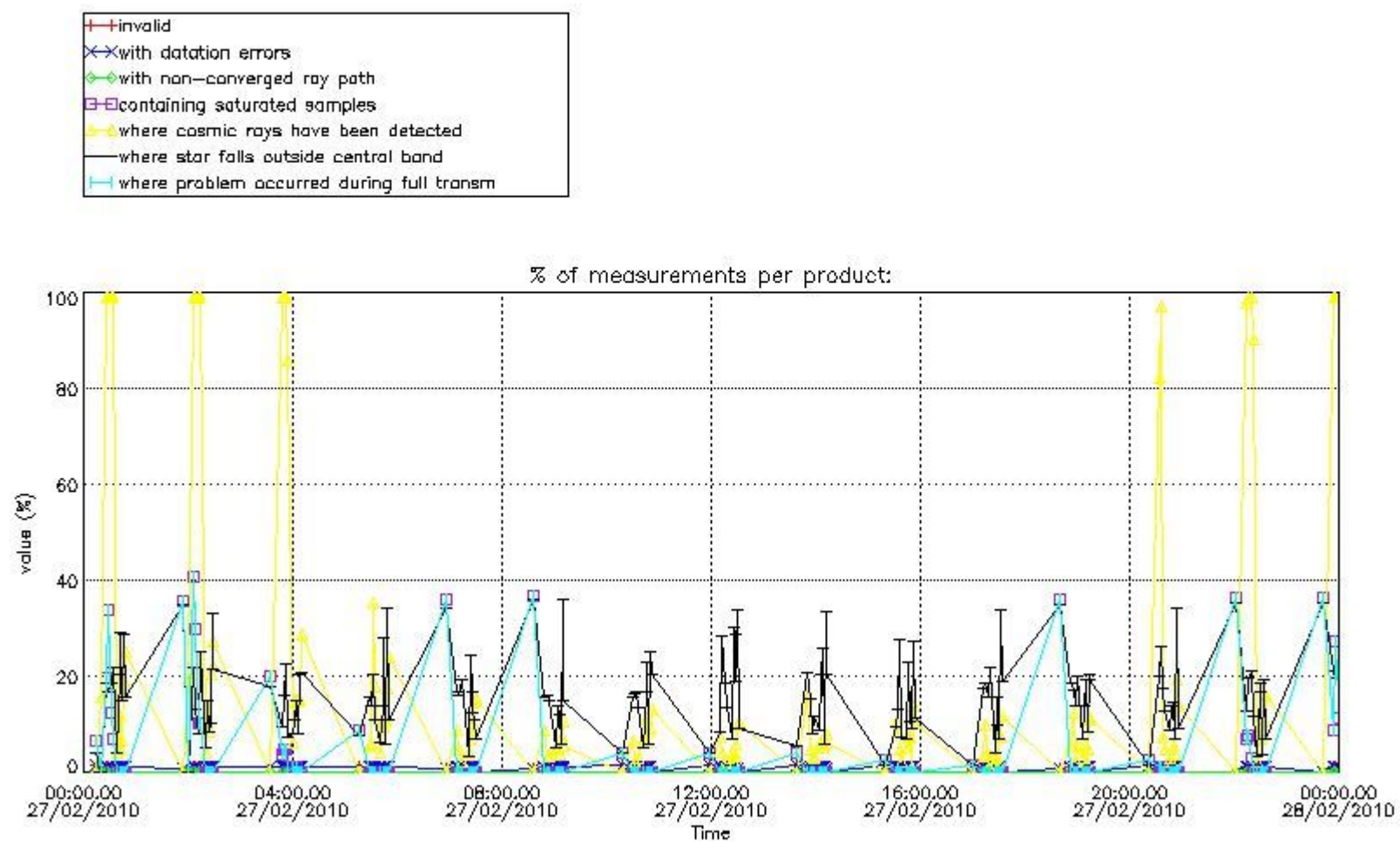


#### 4. Level 1 quality information per product

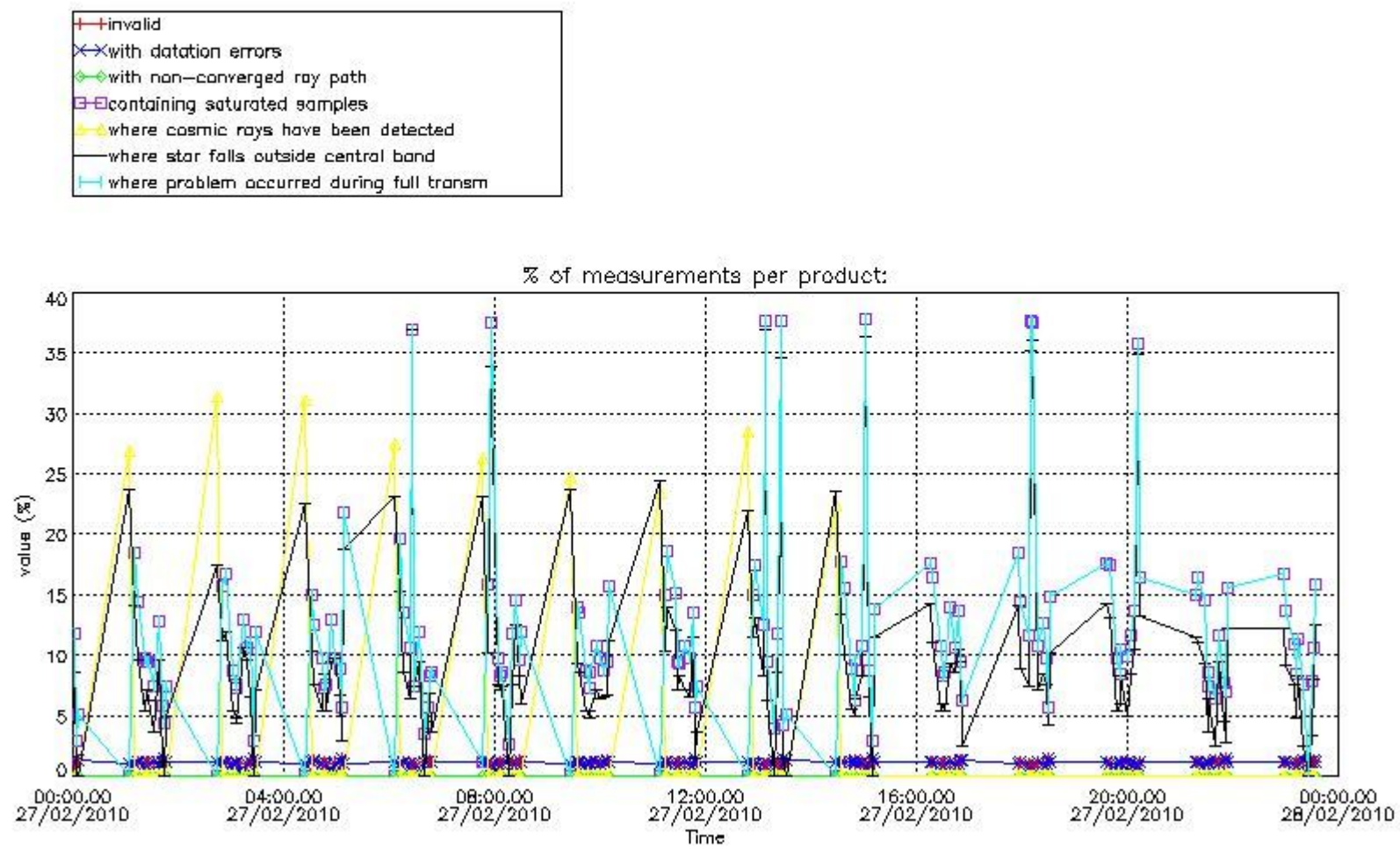
In this section it is plotted some information contained in the Quality Summary data set of the level 2 products that comes from the level 1b processing. Products without errors (error flag in the MPH set to "0") are used.

##### 4.1 Plot quality information per product (time dependant) coming from level 1b processing

##### 4.1.1 Plot level 1 quality information per product (time dependant): ENVISAT ASCENDING passes



4.1.2 Plot level 1 quality information per product (time dependant): ENVI SAT DESCENDING passes

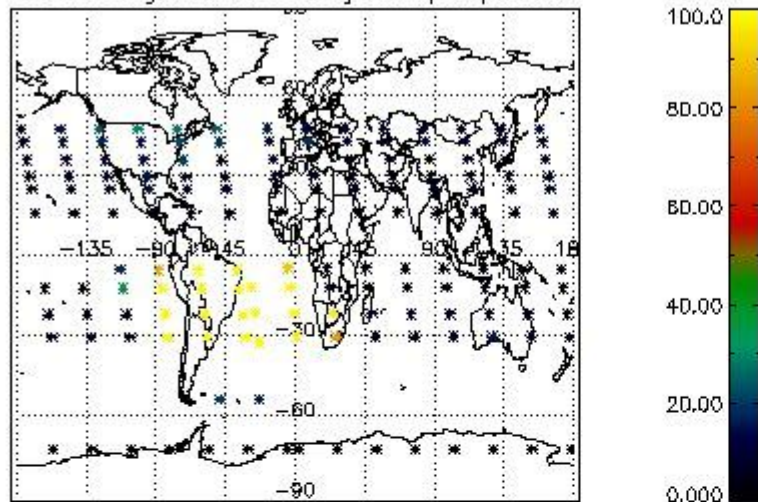


*4.2 Plot quality information per product coming from level 1b processing (world map)*

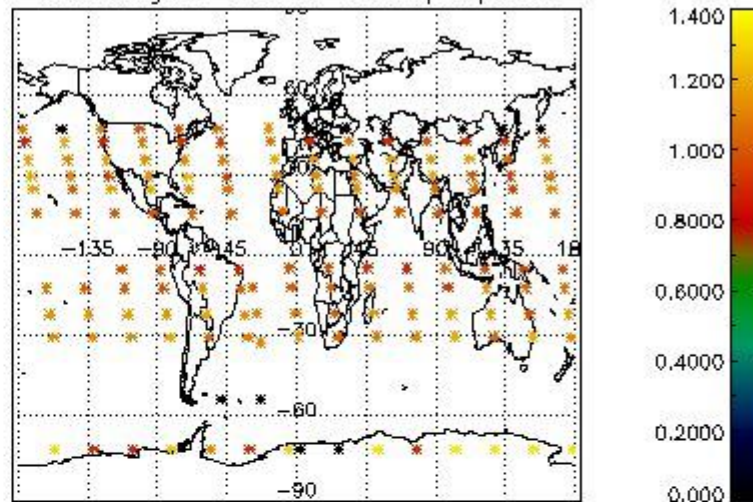
*4.2.1 Plot level 1 quality information per product (world map): ENVISAT ASCENDING passes*



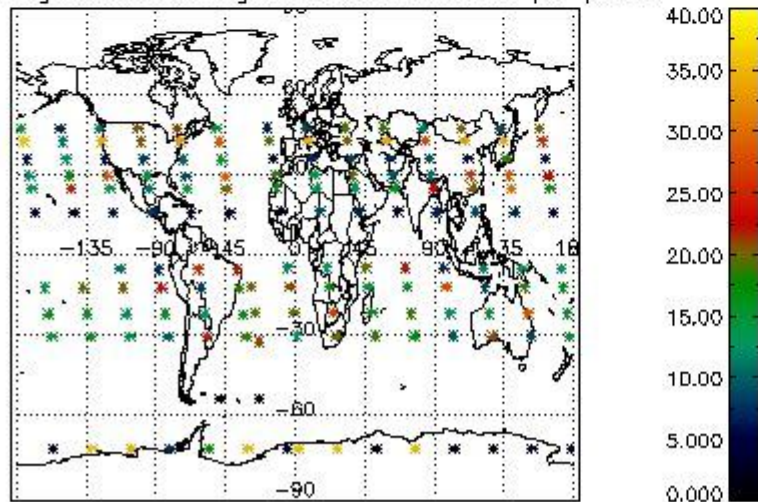
Percentage of cosmic ray hits per profile



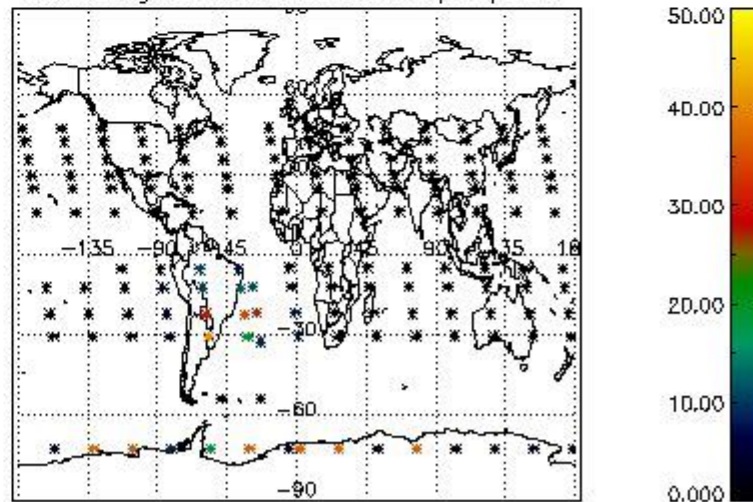
Percentage of datation errors per profile



Percentage of star falling outside central band per profile

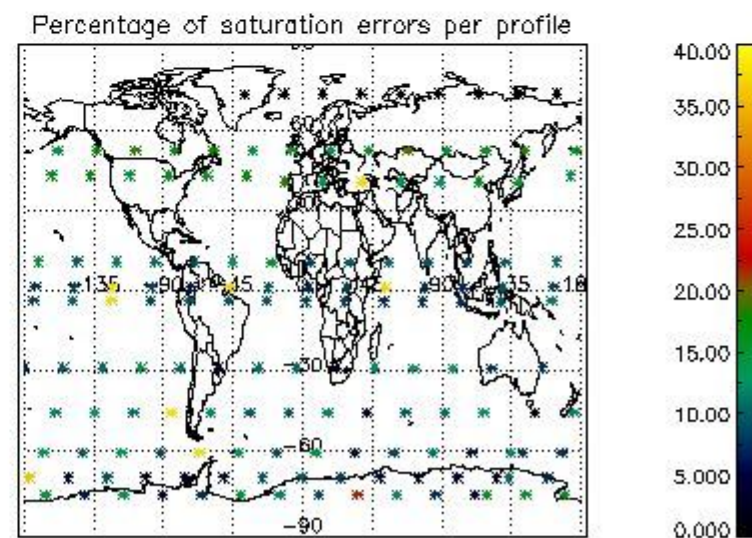
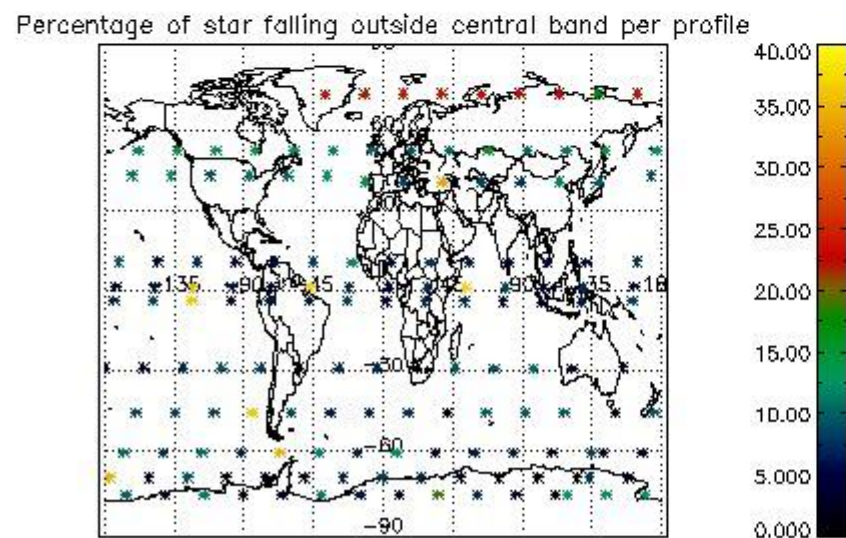
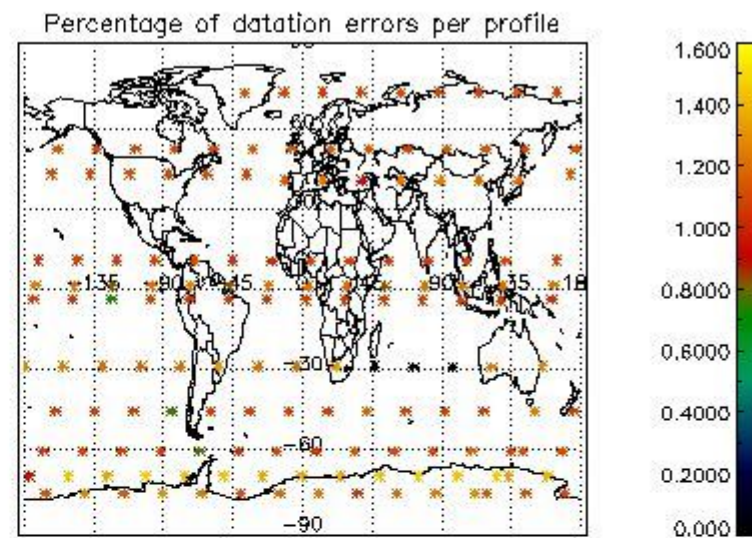
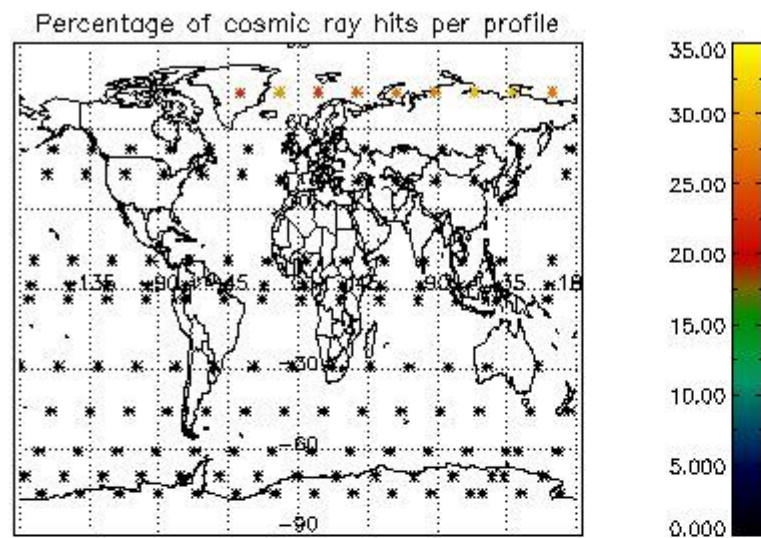


Percentage of saturation errors per profile



4.2.2 Plot level 1 quality information per product (world map): ENVISAT DESCENDING passes





## 5. Trace gas profiles

### 5.1 Ozone statistics based on quality of products

The final quality of the products can be "measured" using the STD (Standard Deviation) attached to every point profile. This information is written to the parameter GOM\_NL\_\_2P/NL\_LOCAL\_SPECIES\_DENSITY/o3\_std of the level 2 products. The table below shows the statistics for given STD ranges.

The statistics are given with respect to the overall valid production:

- Products without fatal errors: GOM\_NL\_\_2P/MPH/PRODUCT\_ERR=0
- Valid point profile: GOM\_NL\_\_2P/NL\_LOCAL\_SPECIES\_DENSITY/pcd(0)=0

The 'Criteria' is applied to valid points of dark limb products:

- Products in dark limb illumination condition: GOM\_NL\_\_2P/NL\_SUMMARY\_QUALITY/obs\_ill\_cond=0
- Products without fatal errors: GOM\_NL\_\_2P/MPH/PRODUCT\_ERR=0
- Valid point profile: GOM\_NL\_\_2P/NL\_LOCAL\_SPECIES\_DENSITY/pcd(0)=0

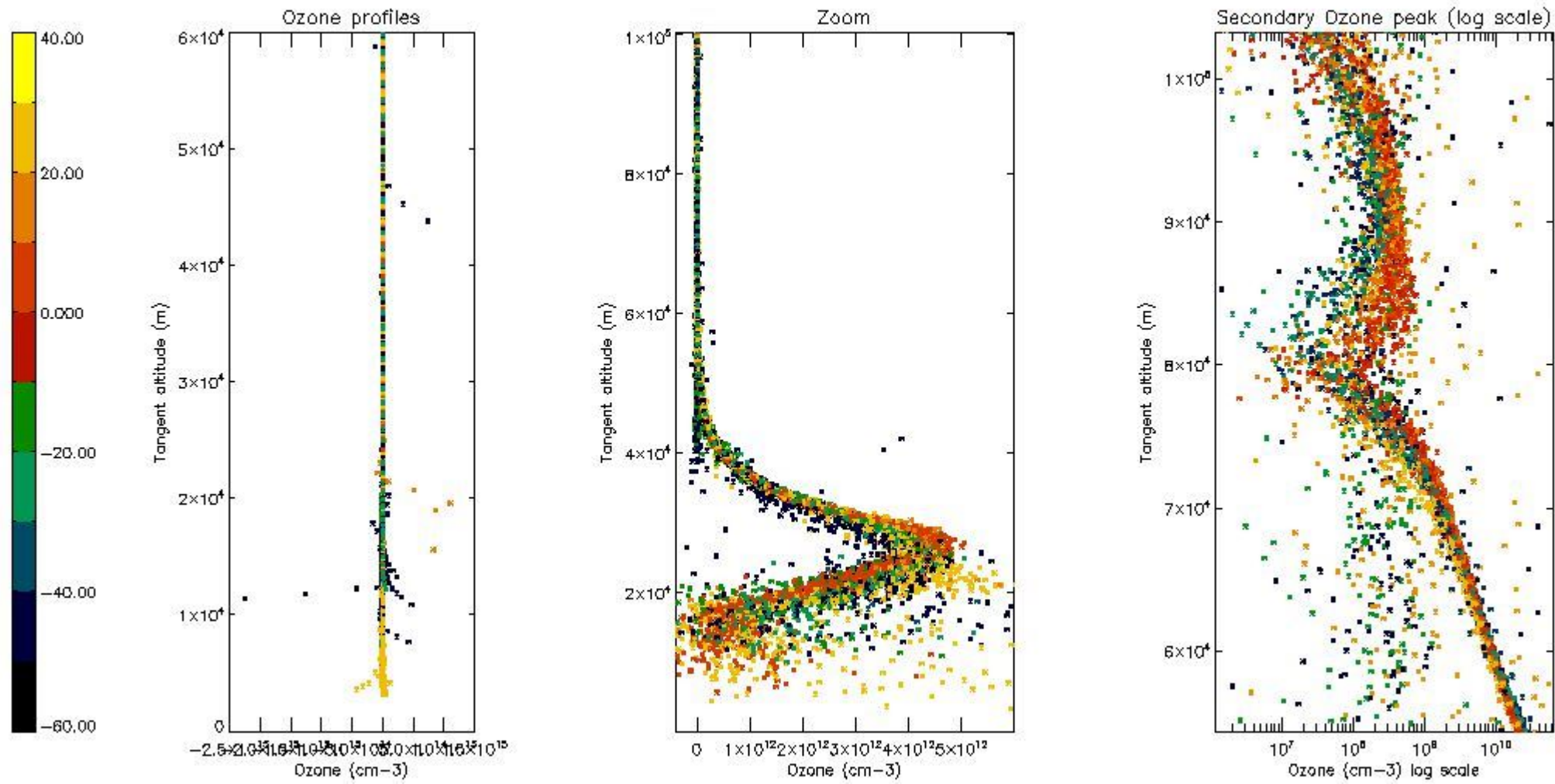
So, the table below shows the percentage of dark limb and valid observations for each criteria with respect to the overall valid daily observations.

Criteria	% of total production
All STD	48
STD < 20	24

STD < 10	19
STD < 5	13

5.2 Plot ozone profiles for all STD (dark without errors)

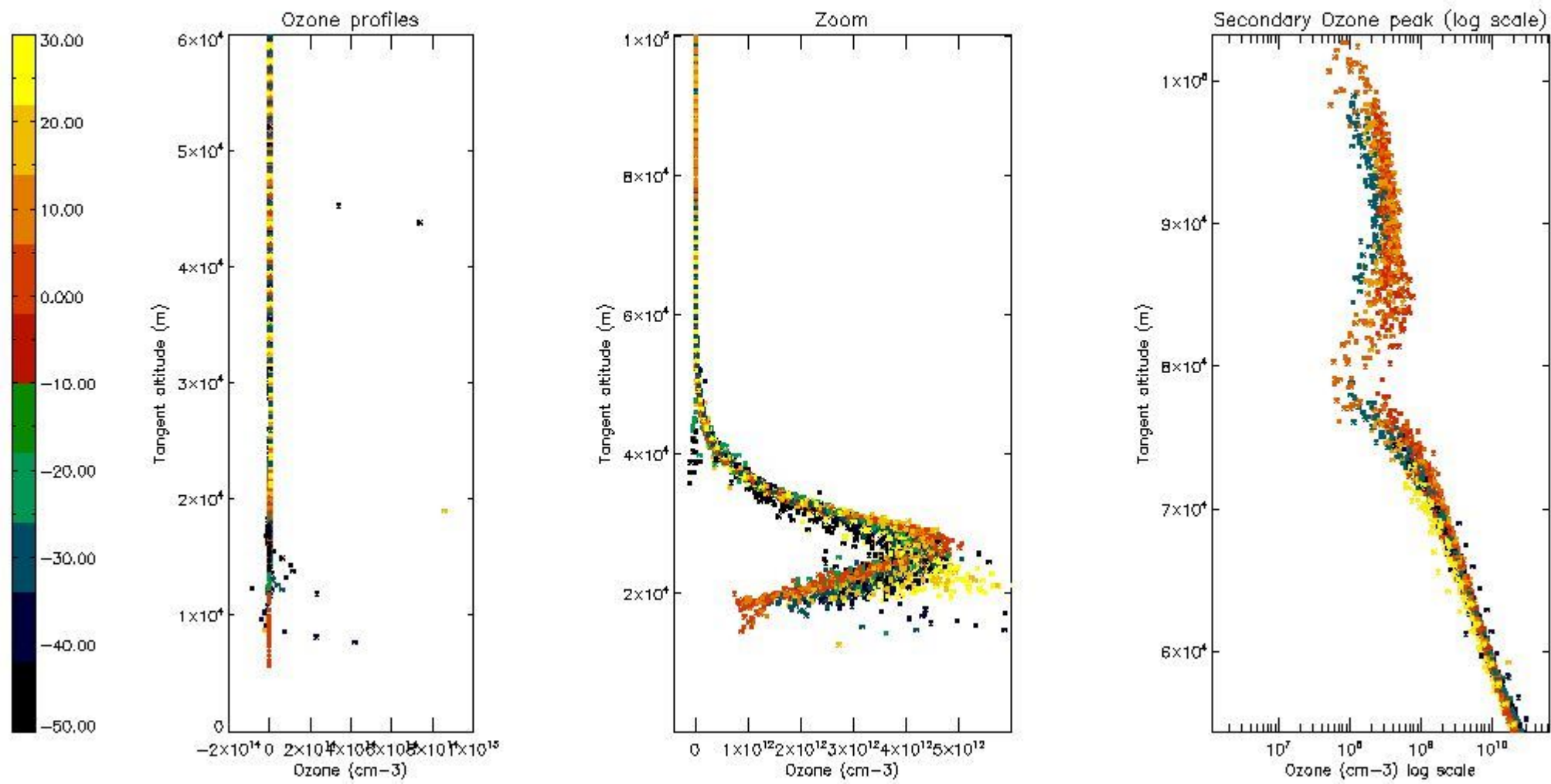
The colorbar represents the latitude.



5.3 Plot ozone profiles where STD < 20% (dark without errors)

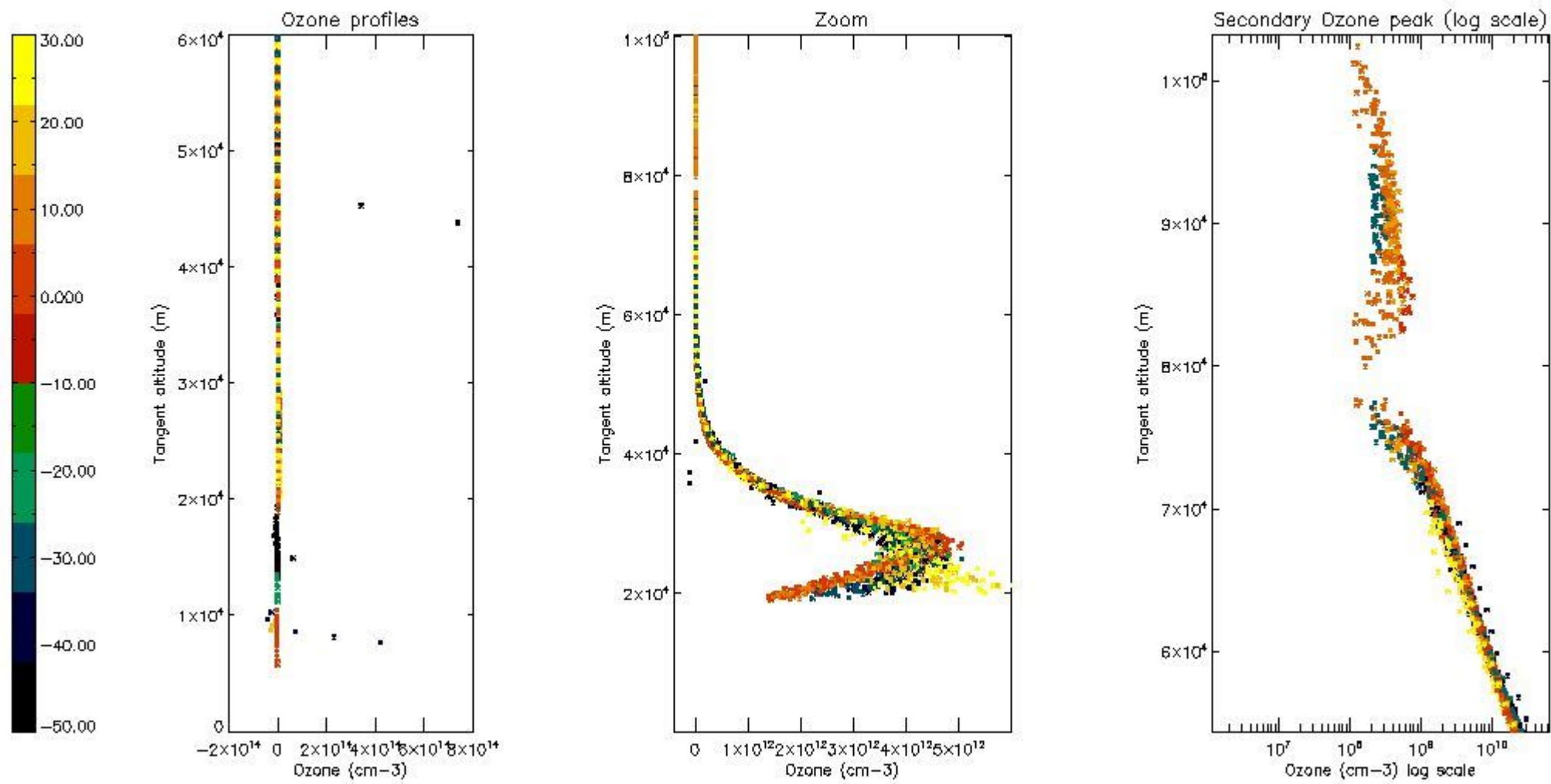
The colorbar represents the latitude.





5.4 Plot ozone profiles where  $STD < 10\%$  (dark without errors)

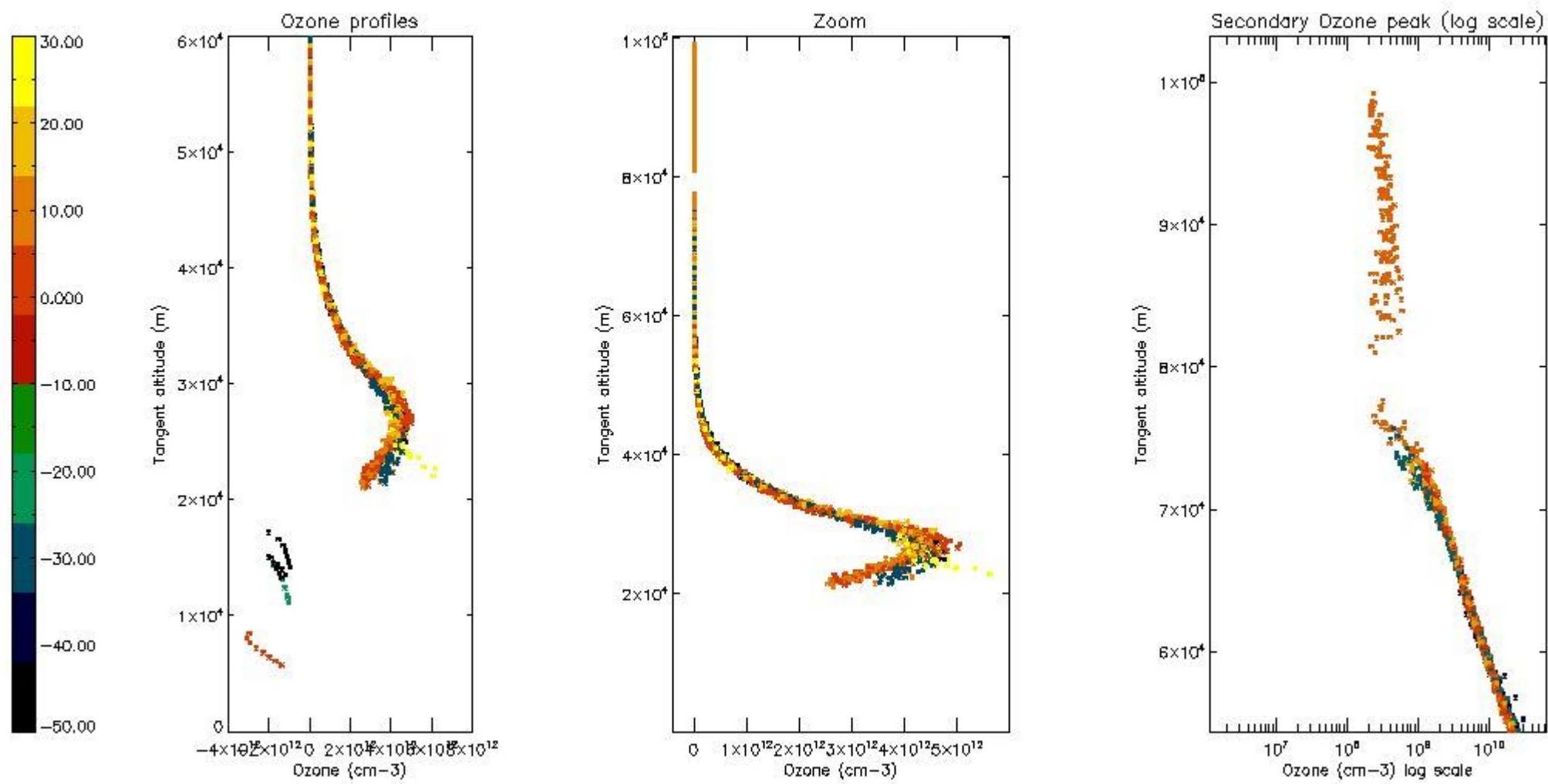
The colorbar represents the latitude.



*5.5 Plot ozone profiles where STD < 5% (dark without errors)*

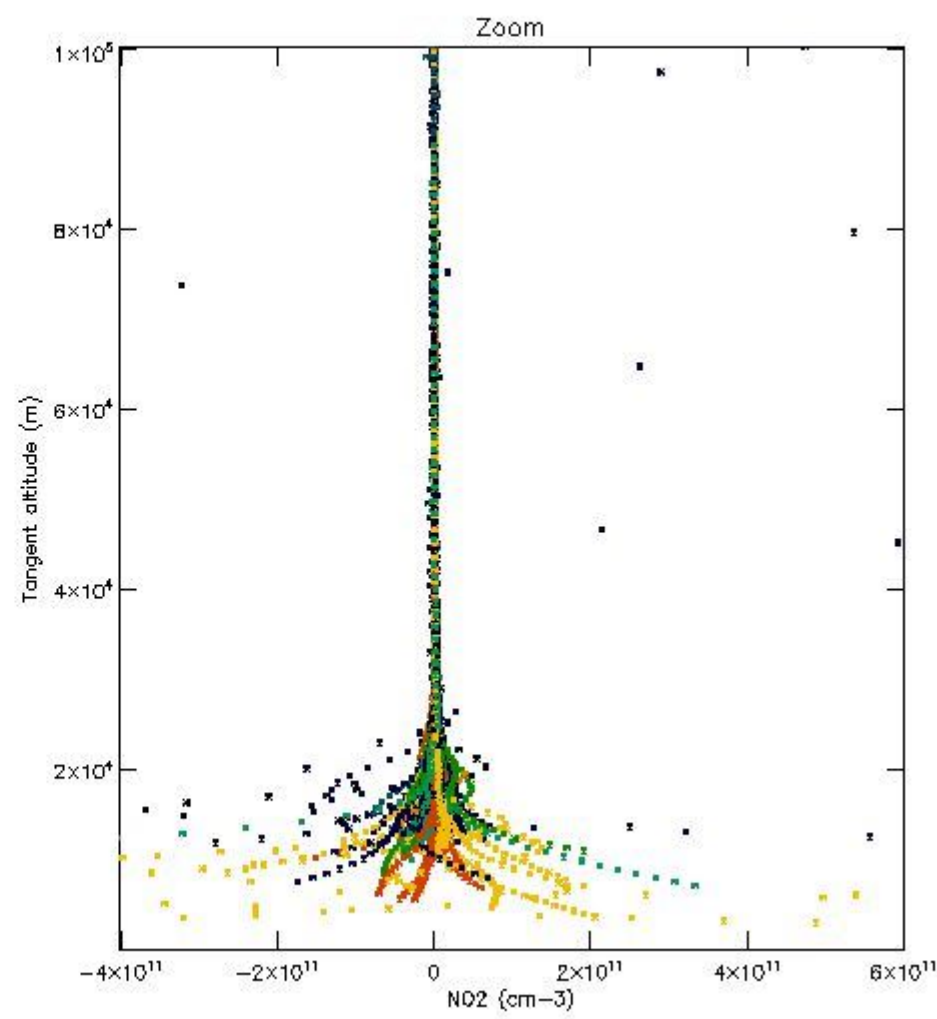
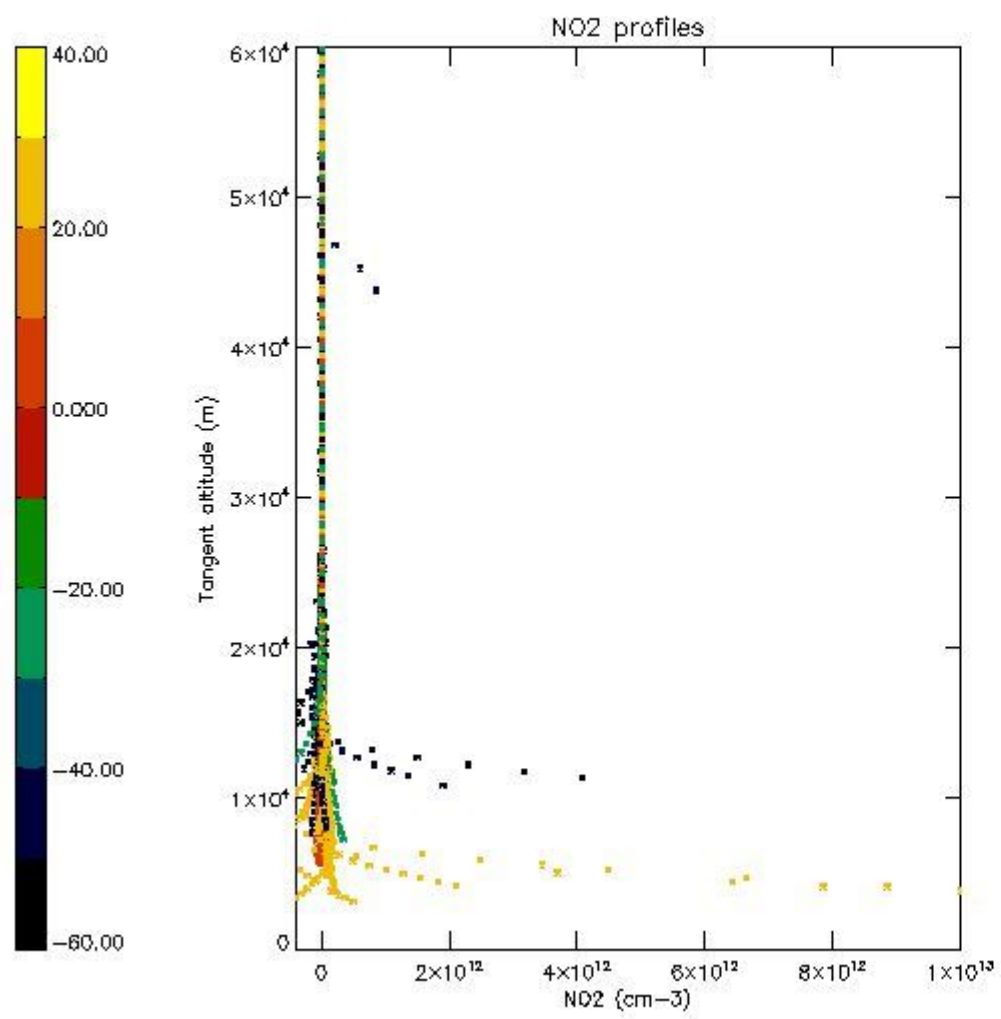
The colorbar represents the latitude.





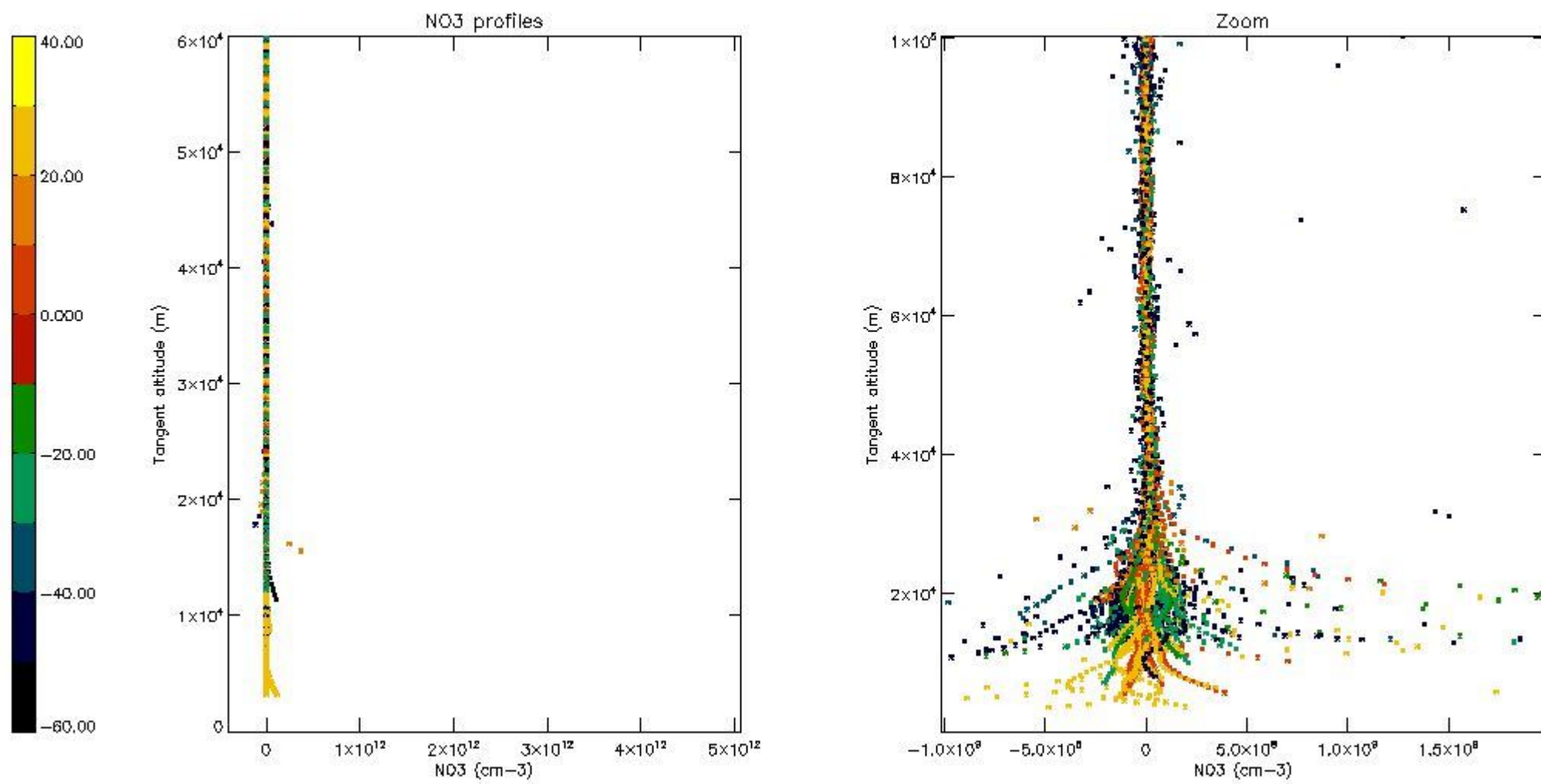
*5.6 Plot NO<sub>2</sub> profiles for all STD (dark without errors)*

The colorbar represents the latitude.



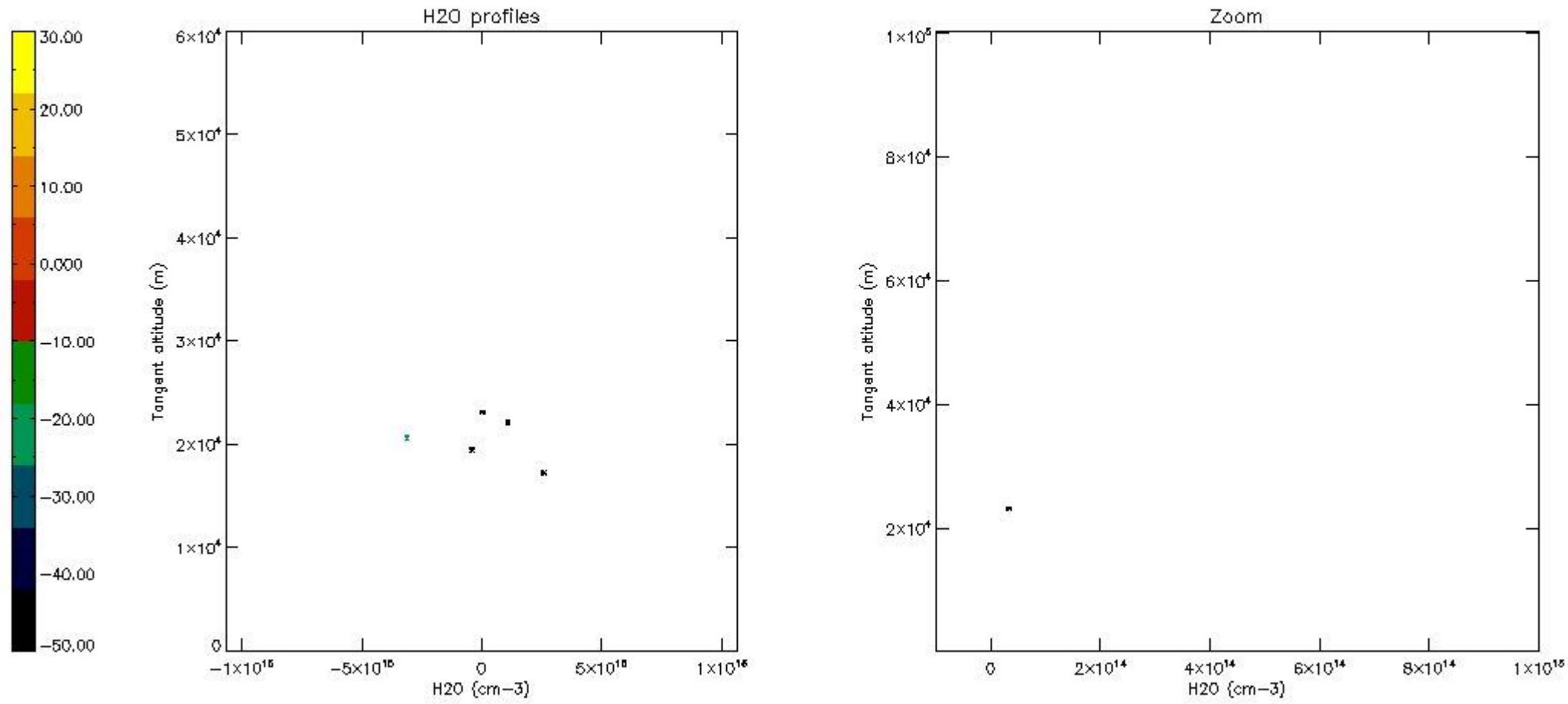
*5.7 Plot NO3 profiles for all STD (dark without errors)*

The colorbar represents the latitude.



*5.8 Plot H2O profiles for all STD (only for occultations of stars 1,2,3,4,13,14,16,26,63 dark without errors)*

The colorbar represents the latitude.



## 6. Auxiliary Data Files used for the production reported in section 2

The number reported in the third column indicates since which file (see list in section 2) the corresponding auxiliary file has been used. The fourth column is the date of those product files.

Type	Auxiliary Filename	Used since product	Used since product date
INST_PHYS_CHARACTERISTICS	GOM_INS_AXVIEC20091111_143220_20030716_120000_20500101_000000	1	27-FEB-2010 00:01:23
LEVEL-2_PROC_CONFIG	GOM_PR2_AXVIEC20091111_152718_20020301_000000_20500101_000000	1	27-FEB-2010 00:01:23
CROSS_SECTIONS_FILE	GOM_CRS_AXVIEC20091111_154832_20020301_000000_20500101_000000	1	27-FEB-2010 00:01:23



# GOMOS Level 2 Daily Report

## SUMMARY

### [1. General Info](#)

### [2. Summary of processed GOM\\_NL\\_2P products](#)

### [3. Level 2 Quality information per product](#)

#### [3.1 Plot of level 2 quality information per product \(time dependant\)](#)

#### [3.2 Plot of level 2 quality information per product \(world map\)](#)

### [4. Level 1 Quality information per product \(stored on level 2 products\)](#)

#### [4.1 Plot of level 1 quality information per product \(time dependant\)](#)

##### [4.1.1 Plot of level 1 quality information per product \(time dependant\): ASCENDING](#)

##### [4.1.2 Plot of level 1 quality information per product \(time dependant\): DESCENDING](#)

#### [4.2 Plot of level 1 quality information per product \(world map\)](#)

##### [4.2.1 Plot of level 1 quality information per product \(world map\): ASCENDING](#)

##### [4.2.2 Plot of level 1 quality information per product \(world map\): DESCENDING](#)

### [5. Ozone profiles based on quality statistics and other trace gas profiles](#)

#### [5.1 Ozone statistics based on quality of products](#)

#### [5.2 Plot ozone profiles for all STD \(dark without errors\)](#)

#### [5.3 Plot ozone profiles where STD < 20% \(dark without errors\)](#)

#### [5.4. Plot ozone profiles where STD < 10% \(dark without errors\)](#)

#### [5.5. Plot ozone profiles where STD < 5% \(dark without errors\)](#)

#### [5.6 Plot NO2 profiles for all STD \(dark without errors\)](#)

#### [5.7 Plot NO3 profiles for all STD \(dark without errors\)](#)

#### [5.8 Plot H2O profiles \(only for occultations of stars 1,2,3,4,13,14,16,26,63 dark without errors\) for all STD](#)

### [6. Auxiliary Data Files used for the production reported in section 2](#)

This report presents the daily analysis on parameters extracted from GOMOS level 2 data (GOM\_NL\_\_2P). It is intended to monitor some important parameters that will impact the quality of these products. A list of level 2 products (and content) that have arrived during the reporting day to the PCF is also given.

Item	Value
Time of report generation	26APR2013 17:41:31
Data source version	GOMOS/6.01
Start time of products	27-02-2010 (27FEB2010 00:00:00)
Stop time of products	28-02-2010 (28FEB2010 00:00:00)
Store outputs in DB	Yes
Nb of level 2 prods	310
Nb of prods with errors	0

## 2. Summary of processed GOM\_NL\_\_2P products.

Nr	Filename	UTC Start time	Limb	Duration	Star Id	Star Name	Star Mag	Star Temp	Nb Meas	Orbit	Prod. error
1	GOM_NL__2PRFIN20100227_000123_000000472087_00159_41796_6932.N1	27-FEB-2010 00:01:23	Bright	46.500	130	23Bet Dra	2.7990	5800.0	93	41796	No
2	GOM_NL__2PRFIN20100227_000408_000000342087_00159_41796_6933.N1	27-FEB-2010 00:04:08	Bright	34.000	144	18Del Cyg	2.8600	11000.	68	41796	No
3	GOM_NL__2PRFIN20100227_000618_000000392087_00159_41796_6934.N1	27-FEB-2010 00:06:18	Bright	39.000	5	3Alp Lyr	0.033000	11000.	78	41796	No
4	GOM_NL__2PRFIN20100227_001345_000000392087_00159_41796_6935.N1	27-FEB-2010 00:13:45	Bright	38.500	168	17Zet Aql	2.9860	11000.	77	41796	No
5	GOM_NL__2PRFIN20100227_001919_000000262087_00159_41796_6936.N1	27-FEB-2010 00:19:19	Straylight	25.500	126	60Bet Oph	2.7700	4250.0	51	41796	No
6	GOM_NL__2PRFIN20100227_002556_000000462087_00159_41796_6937.N1	27-FEB-2010 00:25:56	Dark	46.000	137	22Lam Sgr	2.8240	4400.0	92	41796	No
7	GOM_NL__2PRFIN20100227_002819_000000452087_00159_41796_6938.N1	27-FEB-2010 00:28:19	Dark	44.500	38	20Eps Sgr	1.8360	11000.	89	41796	No
8	GOM_NL__2PRFIN20100227_003102_000000492087_00159_41796_6939.N1	27-FEB-2010 00:31:02	Dark	49.000	25	35Lam Sco	1.6200	28000.	98	41796	No
9	GOM_NL__2PRFIN20100227_003300_000000572087_00159_41796_6940.N1	27-FEB-2010 00:33:00	Dark	57.000	75	26Eps Sco	2.2910	4250.0	114	41796	No
10	GOM_NL__2PRFIN20100227_003853_000000492087_00160_41797_6926.N1	27-FEB-2010 00:38:53	Dark	49.000	131	Gam Lup	2.8000	26000.	98	41797	No
11	GOM_NL__2PRFIN20100227_004128_000000472087_00160_41797_6927.N1	27-FEB-2010 00:41:28	Dark	47.000	4	Alp1Cen	-0.010000	5800.0	94	41797	No
12	GOM_NL__2PRFIN20100227_004247_000000542087_00160_41797_6928.N1	27-FEB-2010 00:42:47	Dark	53.500	10	Bet Cen	0.61000	28000.	107	41797	No
13	GOM_NL__2PRFIN20100227_004431_000000472087_00160_41797_6929.N1	27-FEB-2010 00:44:31	Dark	46.500	77	Eps Cen	2.3030	28000.	93	41797	No
14	GOM_NL__2PRFIN20100227_004626_000000532087_00160_41797_6930.N1	27-FEB-2010 00:46:26	Dark	52.500	26	Gam Cru	1.6240	2900.0	105	41797	No
15	GOM_NL__2PRFIN20100227_004747_000000482087_00160_41797_6931.N1	27-FEB-2010 00:47:47	Dark	48.000	64	Gam Cen	2.2000	10600.	96	41797	No
16	GOM_NL__2PRFIN20100227_010344_000000472087_00160_41797_6932.N1	27-FEB-2010 01:03:44	Twilight	46.500	48	30Alp Hya	1.9770	4100.0	93	41797	No
17	GOM_NL__2PRFIN20100227_011004_000000462087_00160_41797_6933.N1	27-FEB-2010 01:10:04	Bright	46.000	22	32Alp Leo	1.3600	15200.	92	41797	No
18	GOM_NL__2PRFIN20100227_011323_000000422087_00160_41797_6934.N1	27-FEB-2010 01:13:23	Bright	41.500	166	17Eps Leo	2.9800	6000.0	83	41797	No
19	GOM_NL__2PRFIN20100227_012153_000000462087_00160_41797_6935.N1	27-FEB-2010 01:21:53	Bright	46.000	174	52Psi UMa	3.0040	4400.0	92	41797	No
20	GOM_NL__2PRFIN20100227_012431_000000422087_00160_41797_6936.N1	27-FEB-2010 01:24:31	Bright	42.000	82	48Bet UMa	2.3650	10600.	84	41797	No
21	GOM_NL__2PRFIN20100227_012557_000000482087_00160_41797_6937.N1	27-FEB-2010 01:25:57	Bright	47.500	87	64Gam UMa	2.4330	11000.	95	41797	No
22	GOM_NL__2PRFIN20100227_013256_000000412087_00160_41797_6938.N1	27-FEB-2010 01:32:56	Bright	40.500	60	7Bet UMi	2.0810	3950.0	81	41797	No
23	GOM_NL__2PRFIN20100227_013741_000000472087_00160_41797_6939.N1	27-FEB-2010 01:37:41	Bright	47.000	119	14Eta Dra	2.7270	4700.0	94	41797	No
24	GOM_NL__2PRFIN20100227_014159_000000432087_00160_41797_6940.N1	27-FEB-2010 01:41:59	Bright	43.000	130	23Bet Dra	2.7990	5800.0	86	41797	No
25	GOM_NL__2PRFIN20100227_014443_000000352087_00160_41797_6941.N1	27-FEB-2010 01:44:43	Bright	34.500	144	18Del Cyg	2.8600	11000.	69	41797	No
26	GOM_NL__2PRFIN20100227_014654_000000412087_00160_41797_6942.N1	27-FEB-2010 01:46:54	Bright	40.500	5	3Alp Lyr	0.033000	11000.	81	41797	No
27	GOM_NL__2PRFIN20100227_015421_000000562087_00160_41797_6943.N1	27-FEB-2010 01:54:21	Bright	56.000	168	17Zet Aql	2.9860	11000.	112	41797	No
28	GOM_NL__2PRFIN20100227_015956_000000262087_00160_41797_6944.N1	27-FEB-2010 01:59:56	Straylight	25.500	126	60Bet Oph	2.7700	4250.0	51	41797	No
29	GOM_NL__2PRFIN20100227_020633_000000482087_00160_41797_6945.N1	27-FEB-2010 02:06:33	Dark	48.000	137	22Lam Sgr	2.8240	4400.0	96	41797	No
30	GOM_NL__2PRFIN20100227_020856_000000422087_00160_41797_6946.N1	27-FEB-2010 02:08:56	Dark	42.000	38	20Eps Sgr	1.8360	11000.	84	41797	No
31	GOM_NL__2PRFIN20100227_021139_000000442087_00160_41797_6947.N1	27-FEB-2010 02:11:39	Dark	43.500	25	35Lam Sco	1.6200	28000.	87	41797	No
32	GOM_NL__2PRFIN20100227_021337_000000602087_00160_41797_6948.N1	27-FEB-2010 02:13:37	Dark	59.500	75	26Eps Sco	2.2910	4250.0	119	41797	No
33	GOM_NL__2PRFIN20100227_021930_000000492087_00161_41798_6954.N1	27-FEB-2010 02:19:30	Dark	48.500	131	Gam Lup	2.8000	26000.	97	41798	No
34	GOM_NL__2PRFIN20100227_022204_000000442087_00161_41798_6955.N1	27-FEB-2010 02:22:04	Dark	44.000	4	Alp1Cen	-0.010000	5800.0	88	41798	No
35	GOM_NL__2PRFIN20100227_022324_000000412087_00161_41798_6956.N1	27-FEB-2010 02:23:24	Dark	41.000	10	Bet Cen	0.61000	28000.	82	41798	No
36	GOM_NL__2PRFIN20100227_022508_000000442087_00161_41798_6957.N1	27-FEB-2010 02:25:08	Dark	44.000	77	Eps Cen	2.3030	28000.	88	41798	No
37	GOM_NL__2PRFIN20100227_022703_000000552087_00161_41798_6958.N1	27-FEB-2010 02:27:03	Dark	54.500	26	Gam Cru	1.6240	2900.0	109	41798	No
38	GOM_NL__2PRFIN20100227_022823_000000522087_00161_41798_6959.N1	27-FEB-2010 02:28:23	Dark	51.500	64	Gam Cen	2.2000	10600.	103	41798	No
39	GOM_NL__2PRFIN20100227_024420_000000432087_00161_41798_6960.N1	27-FEB-2010 02:44:20	Twilight	43.000	48	30Alp Hya	1.9770	4100.0	86	41798	No
40	GOM_NL__2PRFIN20100227_025039_000000452087_00161_41798_6961.N1	27-FEB-2010 02:50:39	Bright	44.500	22	32Alp Leo	1.3600	15200.	89	41798	No
41	GOM_NL__2PRFIN20100227_025359_000000422087_00161_41798_6962.N1	27-FEB-2010 02:53:59	Bright	42.000	166	17Eps Leo	2.9800	6000.0	84	41798	No
42	GOM_NL__2PRFIN20100227_030228_000000462087_00161_41798_6963.N1	27-FEB-2010 03:02:28	Bright	46.000	174	52Psi UMa	3.0040	4400.0	92	41798	No









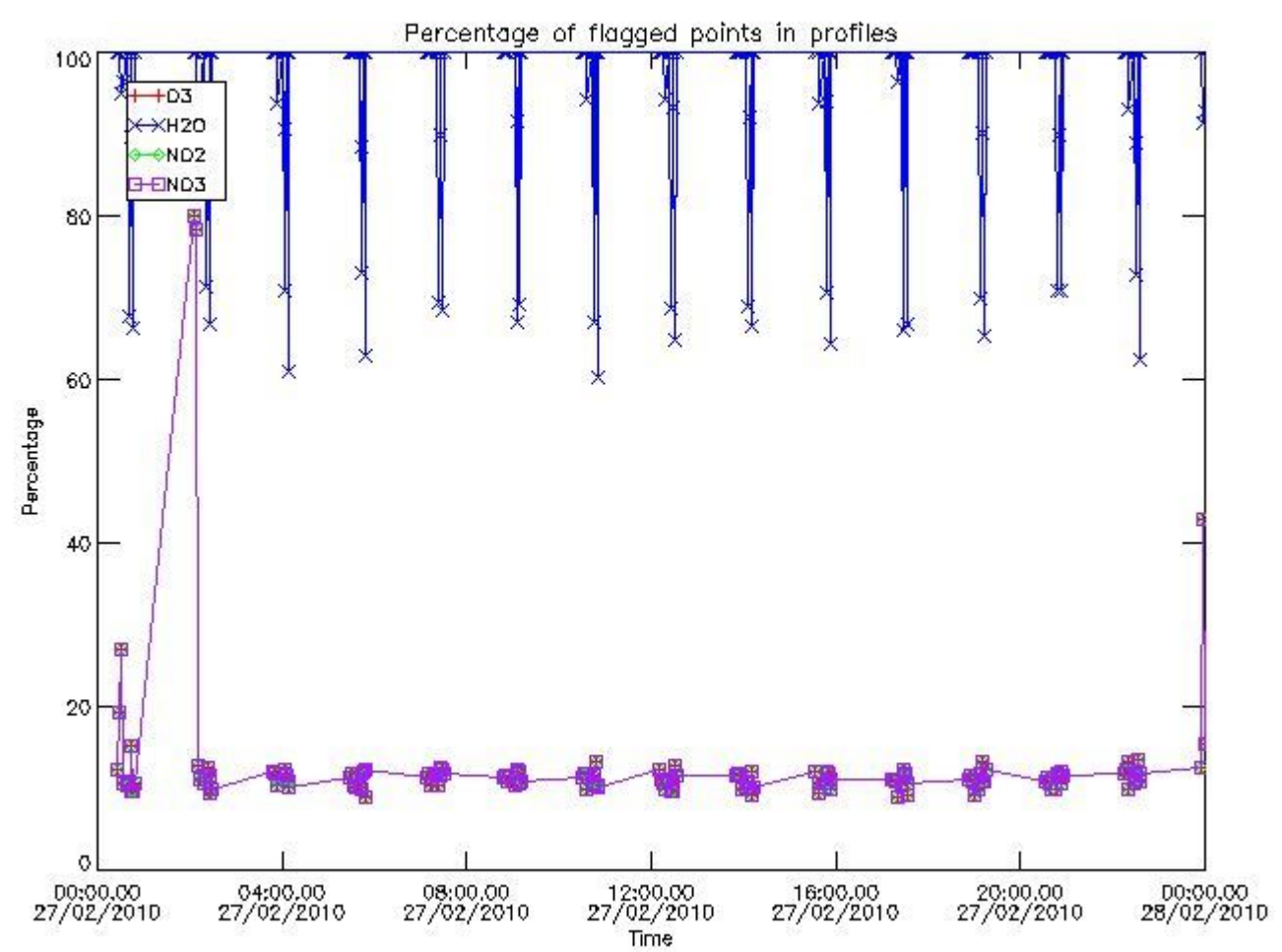


279	GOM_NL__2PRFIN20100227_213137_000000412087_00172_41809_7071.N1	27-FEB-2010 21:31:37	Bright	40.500	82	48Bet UMa	2.3650	10600.	81	41809	No
280	GOM_NL__2PRFIN20100227_213259_000000472087_00172_41809_7072.N1	27-FEB-2010 21:33:59	Bright	46.500	87	64Gam UMa	2.4330	11000.	93	41809	No
281	GOM_NL__2PRFIN20100227_214004_000000402087_00172_41809_7073.N1	27-FEB-2010 21:40:04	Bright	39.500	60	7Bet UMi	2.0810	3950.0	79	41809	No
282	GOM_NL__2PRFIN20100227_214448_000000482087_00172_41809_7074.N1	27-FEB-2010 21:44:48	Bright	47.500	119	14Eta Dra	2.7270	4700.0	95	41809	No
283	GOM_NL__2PRFIN20100227_214907_000000452087_00172_41809_7075.N1	27-FEB-2010 21:49:07	Bright	45.000	130	23Bet Dra	2.7990	5800.0	90	41809	No
284	GOM_NL__2PRFIN20100227_215156_000000362087_00172_41809_7076.N1	27-FEB-2010 21:51:56	Bright	35.500	144	18Del Cyg	2.8600	11000.	71	41809	No
285	GOM_NL__2PRFIN20100227_215406_000000452087_00172_41809_7077.N1	27-FEB-2010 21:54:06	Bright	45.000	5	3Alp Lyr	0.033000	11000.	90	41809	No
286	GOM_NL__2PRFIN20100227_220136_000000572087_00172_41809_7078.N1	27-FEB-2010 22:01:36	Bright	56.500	168	17Zet Aql	2.9860	11000.	113	41809	No
287	GOM_NL__2PRFIN20100227_221352_000000442087_00172_41809_7079.N1	27-FEB-2010 22:13:52	Dark	43.500	137	22Lam Sgr	2.8240	4400.0	87	41809	No
288	GOM_NL__2PRFIN20100227_221614_000000462087_00172_41809_7080.N1	27-FEB-2010 22:16:14	Dark	46.000	38	20Eps Sgr	1.8360	11000.	92	41809	No
289	GOM_NL__2PRFIN20100227_221900_000000502087_00172_41809_7081.N1	27-FEB-2010 22:19:00	Dark	49.500	25	35Lam Sco	1.6200	28000.	99	41809	No
290	GOM_NL__2PRFIN20100227_222101_000000512087_00172_41809_7082.N1	27-FEB-2010 22:21:01	Dark	51.000	75	26Eps Sco	2.2910	4250.0	102	41809	No
291	GOM_NL__2PRFIN20100227_222656_000000492087_00173_41810_7070.N1	27-FEB-2010 22:26:56	Dark	48.500	131	Gam Lup	2.8000	26000.	97	41810	No
292	GOM_NL__2PRFIN20100227_222923_000000452087_00173_41810_7071.N1	27-FEB-2010 22:29:23	Dark	44.500	4	Alp1Cen	-0.010000	5800.0	89	41810	No
293	GOM_NL__2PRFIN20100227_223042_000000462087_00173_41810_7072.N1	27-FEB-2010 22:30:42	Dark	46.000	10	Bet Cen	0.61000	28000.	92	41810	No
294	GOM_NL__2PRFIN20100227_223228_000000422087_00173_41810_7073.N1	27-FEB-2010 22:32:28	Dark	41.500	77	Eps Cen	2.3030	28000.	83	41810	No
295	GOM_NL__2PRFIN20100227_223420_000000472087_00173_41810_7074.N1	27-FEB-2010 22:34:20	Dark	47.000	26	Gam Cru	1.6240	2900.0	94	41810	No
296	GOM_NL__2PRFIN20100227_223542_000000442087_00173_41810_7075.N1	27-FEB-2010 22:35:42	Dark	43.500	64	Gam Cen	2.2000	10600.	87	41810	No
297	GOM_NL__2PRFIN20100227_225748_000000452087_00173_41810_7076.N1	27-FEB-2010 22:57:48	Bright	45.000	22	32Alp Leo	1.3600	15200.	90	41810	No
298	GOM_NL__2PRFIN20100227_230028_000000442087_00173_41810_7077.N1	27-FEB-2010 23:00:28	Bright	44.000	51	41Gam1Leo	2.0100	4500.0	88	41810	No
299	GOM_NL__2PRFIN20100227_230931_000000462087_00173_41810_7078.N1	27-FEB-2010 23:09:31	Bright	46.000	174	52Psi UMa	3.0040	4400.0	92	41810	No
300	GOM_NL__2PRFIN20100227_231212_000000422087_00173_41810_7079.N1	27-FEB-2010 23:12:12	Bright	41.500	82	48Bet UMa	2.3650	10600.	83	41810	No
301	GOM_NL__2PRFIN20100227_231334_000000492087_00173_41810_7080.N1	27-FEB-2010 23:13:34	Bright	48.500	87	64Gam UMa	2.4330	11000.	97	41810	No
302	GOM_NL__2PRFIN20100227_232039_000000402087_00173_41810_7081.N1	27-FEB-2010 23:20:39	Bright	39.500	60	7Bet UMi	2.0810	3950.0	79	41810	No
303	GOM_NL__2PRFIN20100227_232523_000000412087_00173_41810_7082.N1	27-FEB-2010 23:25:23	Bright	40.500	119	14Eta Dra	2.7270	4700.0	81	41810	No
304	GOM_NL__2PRFIN20100227_232943_000000452087_00173_41810_7083.N1	27-FEB-2010 23:29:43	Bright	44.500	130	23Bet Dra	2.7990	5800.0	89	41810	No
305	GOM_NL__2PRFIN20100227_233232_000000382087_00173_41810_7084.N1	27-FEB-2010 23:32:32	Bright	37.500	144	18Del Cyg	2.8600	11000.	75	41810	No
306	GOM_NL__2PRFIN20100227_233442_000000442087_00173_41810_7085.N1	27-FEB-2010 23:34:42	Bright	44.000	5	3Alp Lyr	0.033000	11000.	88	41810	No
307	GOM_NL__2PRFIN20100227_234212_000000572087_00173_41810_7086.N1	27-FEB-2010 23:42:12	Bright	56.500	168	17Zet Aql	2.9860	11000.	113	41810	No
308	GOM_NL__2PRFIN20100227_235346_000000452087_00173_41810_7087.N1	27-FEB-2010 23:53:46	Dark	45.000	57	34Sig Sgr	2.0660	26000.	90	41810	No
309	GOM_NL__2PRFIN20100227_235650_000000462087_00173_41810_7088.N1	27-FEB-2010 23:56:50	Dark	46.000	38	20Eps Sgr	1.8360	11000.	92	41810	No
310	GOM_NL__2PRFIN20100227_235937_000000502087_00173_41810_7089.N1	27-FEB-2010 23:59:37	Dark	49.500	25	35Lam Sco	1.6200	28000.	99	41810	No

### 3. Quality information per product

In this section it is plotted some information contained in the Quality Summary data set of the level 2 products. Only products in dark limb conditions and without errors (error flag in the MPH set to "0") are used.

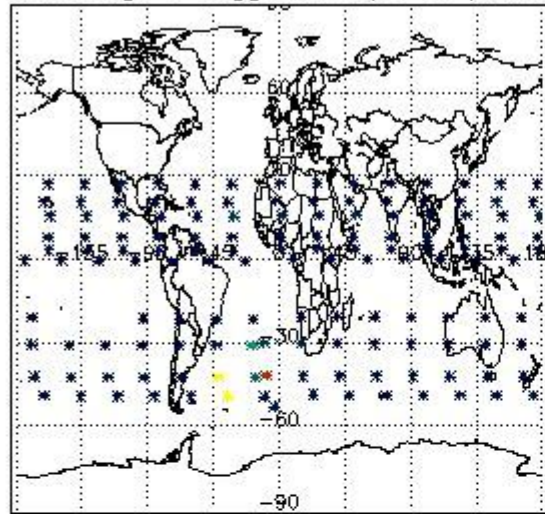
#### 3.1 Plot quality information per product (time dependant)



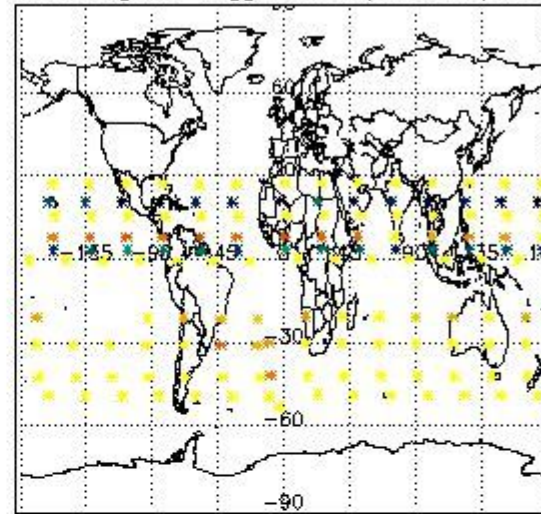
3.2 Plot quality information per product (world map)



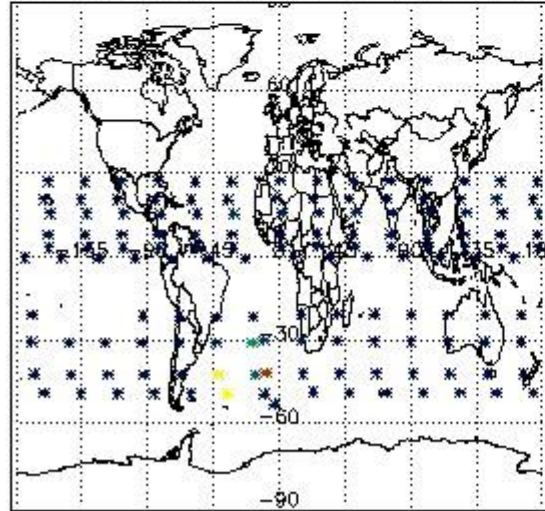
Percentage of flagged data per O3 profile



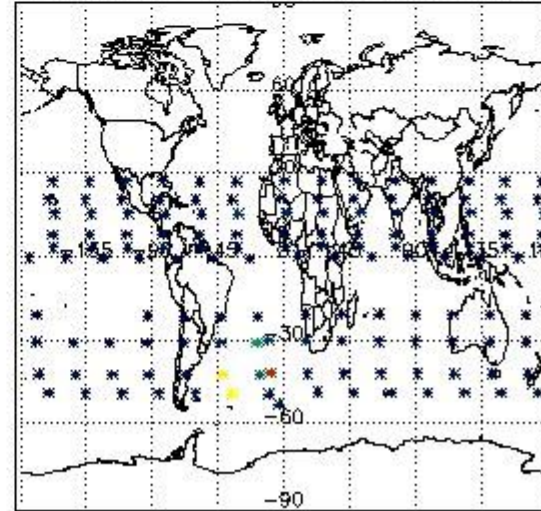
Percentage of flagged data per H2O profile



Percentage of flagged data per NO2 profile



Percentage of flagged data per NO3 profile

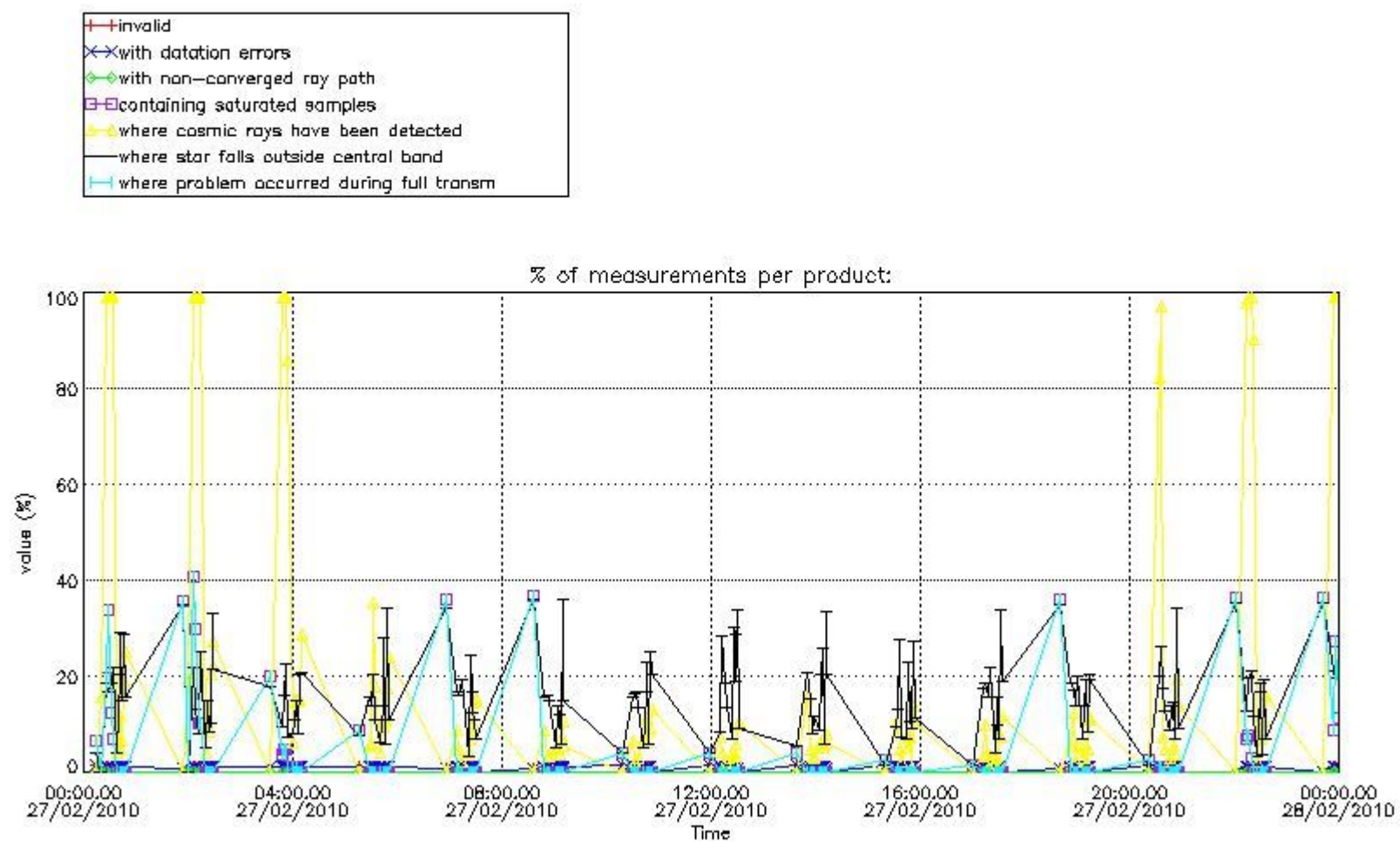


#### 4. Level 1 quality information per product

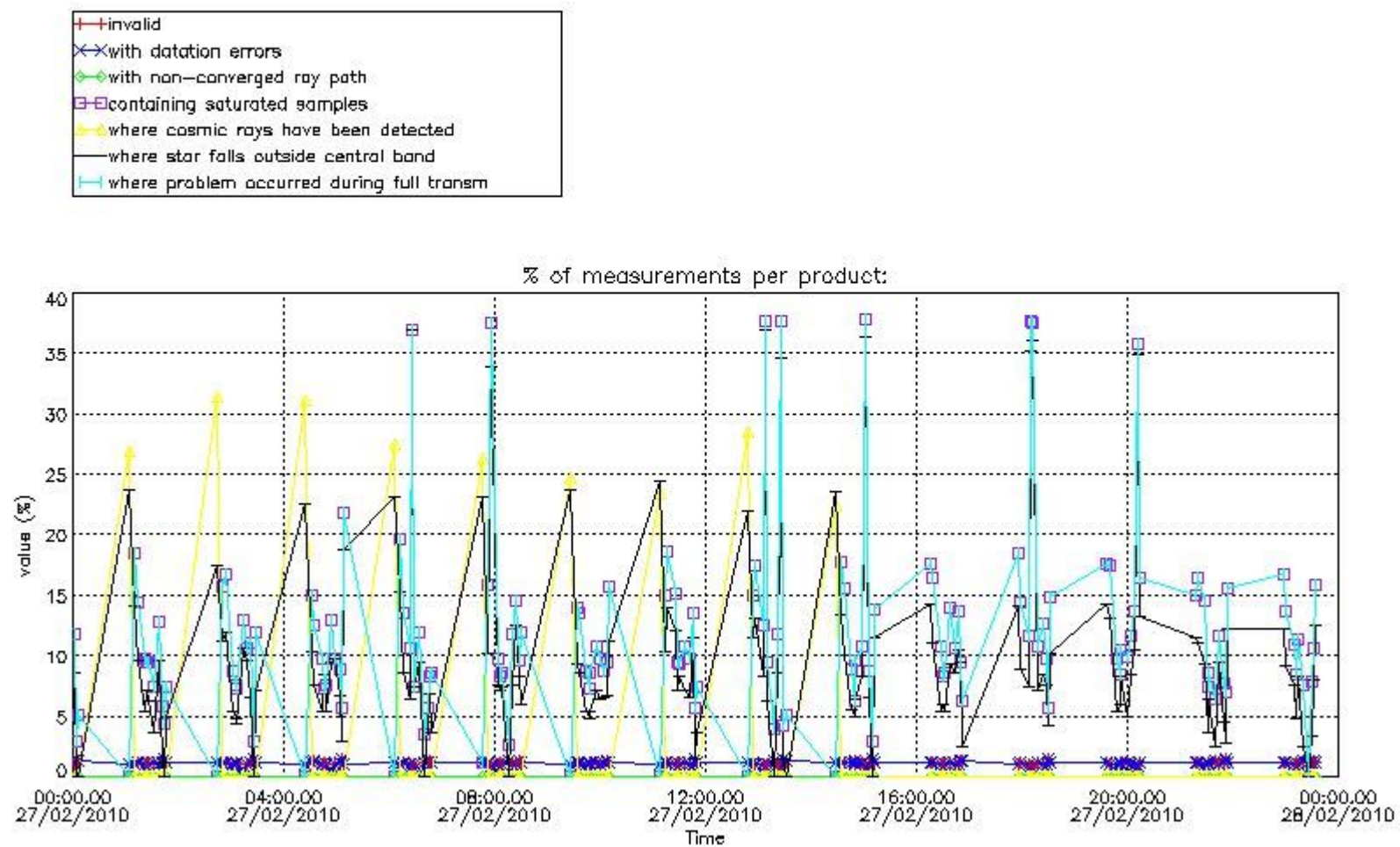
In this section it is plotted some information contained in the Quality Summary data set of the level 2 products that comes from the level 1b processing. Products without errors (error flag in the MPH set to "0") are used.

##### 4.1 Plot quality information per product (time dependant) coming from level 1b processing

###### 4.1.1 Plot level 1 quality information per product (time dependant): ENVISAT ASCENDING passes



4.1.2 Plot level 1 quality information per product (time dependant): ENVI SAT DESCENDING passes

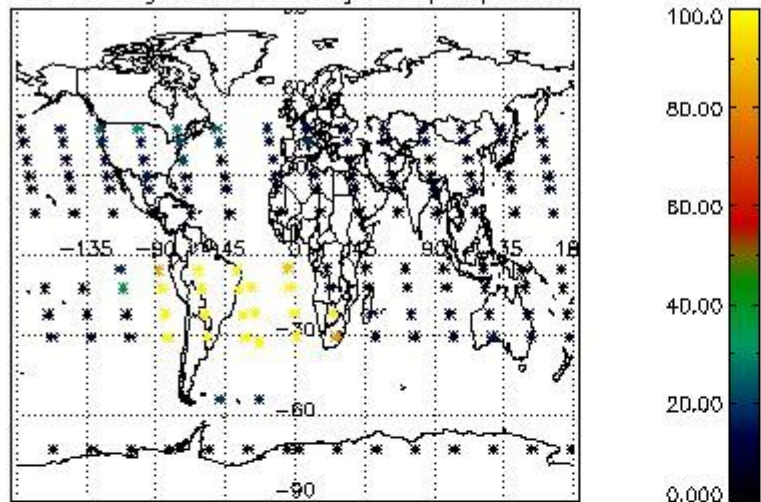


4.2 Plot quality information per product coming from level 1b processing (world map)

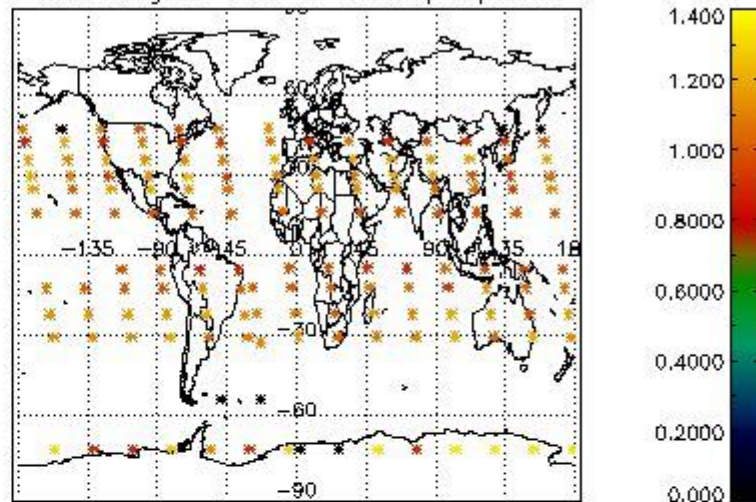
4.2.1 Plot level 1 quality information per product (world map): ENVISAT ASCENDING passes



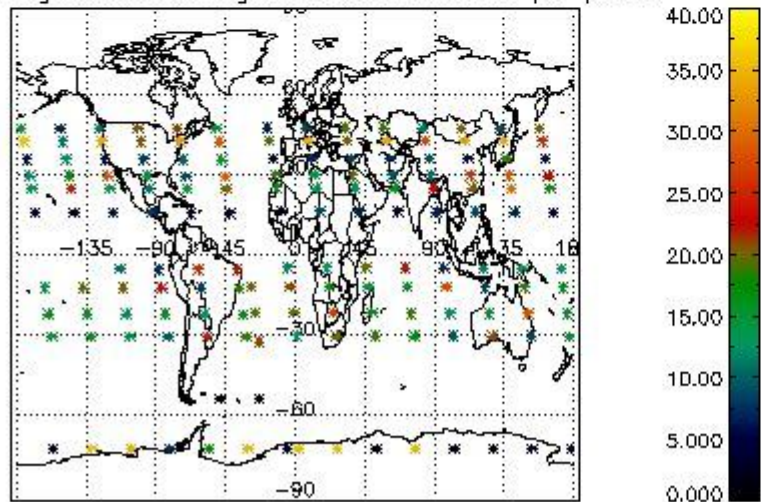
Percentage of cosmic ray hits per profile



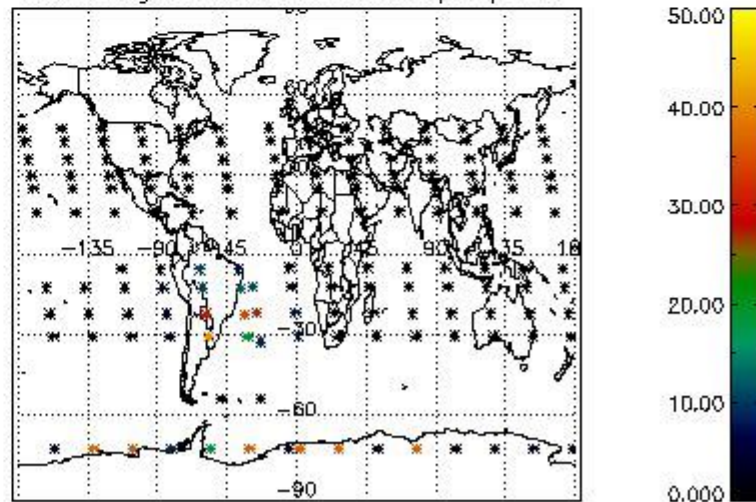
Percentage of datation errors per profile



Percentage of star falling outside central band per profile

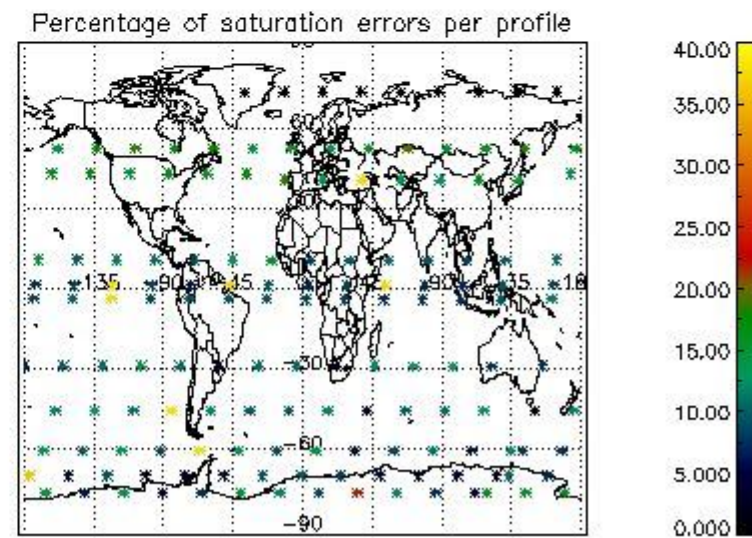
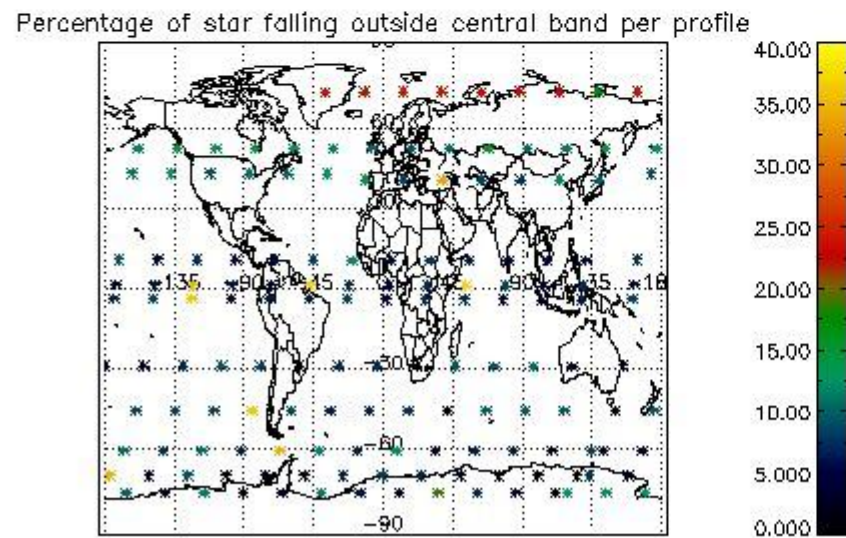
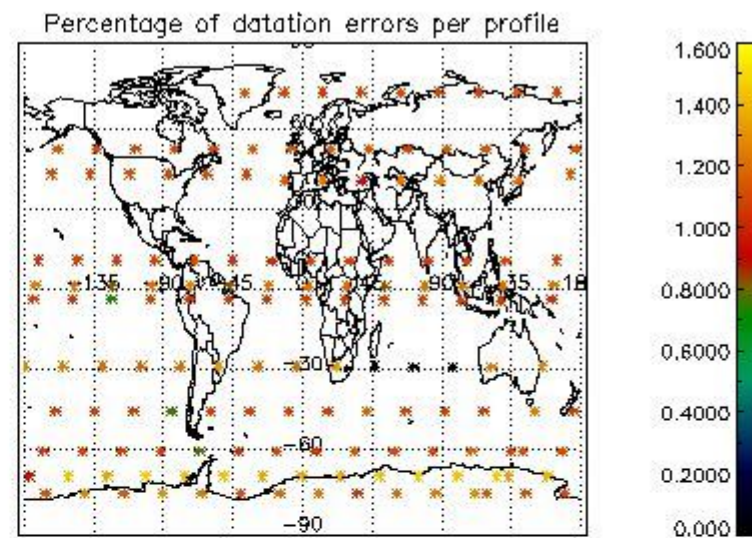
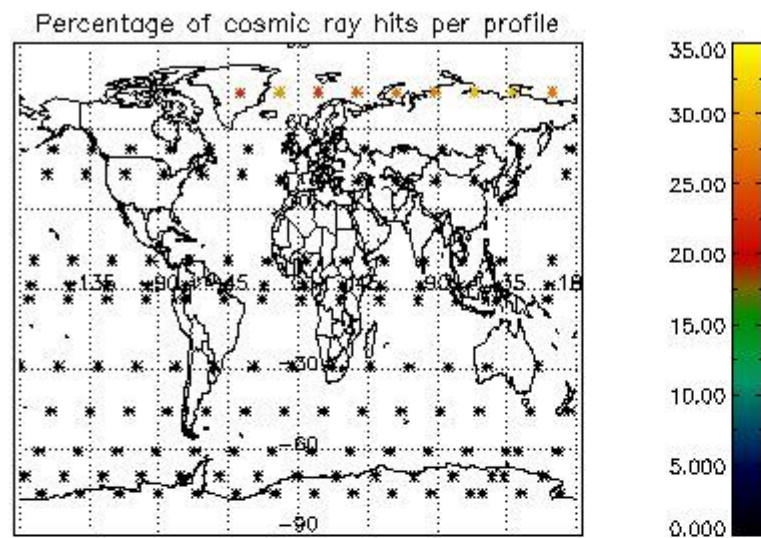


Percentage of saturation errors per profile



4.2.2 Plot level 1 quality information per product (world map): ENVISAT DESCENDING passes





## 5. Trace gas profiles

### 5.1 Ozone statistics based on quality of products

The final quality of the products can be "measured" using the STD (Standard Deviation) attached to every point profile. This information is written to the parameter GOM\_NL\_\_2P/NL\_LOCAL\_SPECIES\_DENSITY/o3\_std of the level 2 products. The table below shows the statistics for given STD ranges.

The statistics are given with respect to the overall valid production:

- Products without fatal errors: GOM\_NL\_\_2P/MPH/PRODUCT\_ERR=0
- Valid point profile: GOM\_NL\_\_2P/NL\_LOCAL\_SPECIES\_DENSITY/pcd(0)=0

The 'Criteria' is applied to valid points of dark limb products:

- Products in dark limb illumination condition: GOM\_NL\_\_2P/NL\_SUMMARY\_QUALITY/obs\_ill\_cond=0
- Products without fatal errors: GOM\_NL\_\_2P/MPH/PRODUCT\_ERR=0
- Valid point profile: GOM\_NL\_\_2P/NL\_LOCAL\_SPECIES\_DENSITY/pcd(0)=0

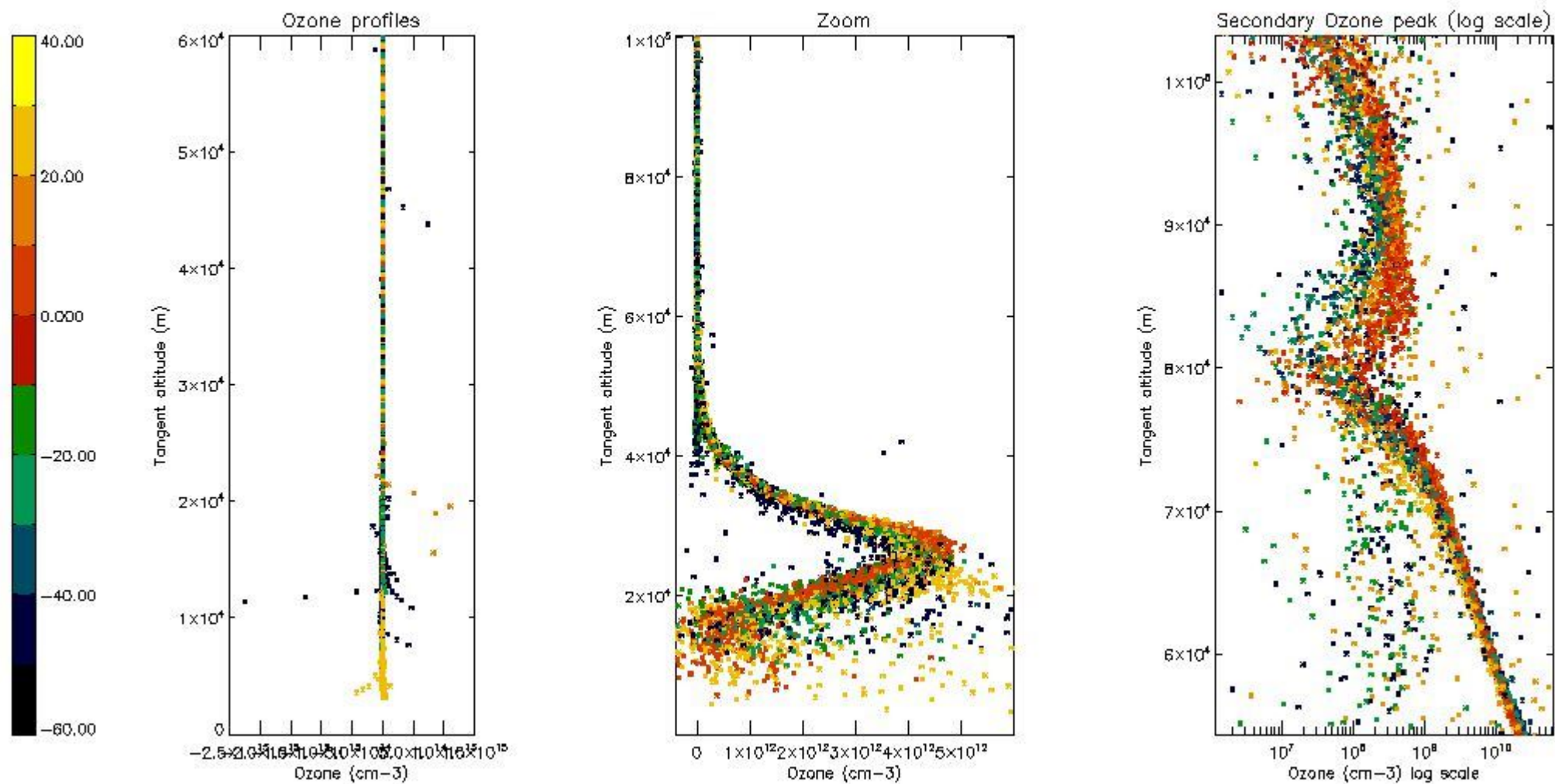
So, the table below shows the percentage of dark limb and valid observations for each criteria with respect to the overall valid daily observations.

Criteria	% of total production
All STD	48
STD < 20	24

STD < 10	19
STD < 5	13

5.2 Plot ozone profiles for all STD (dark without errors)

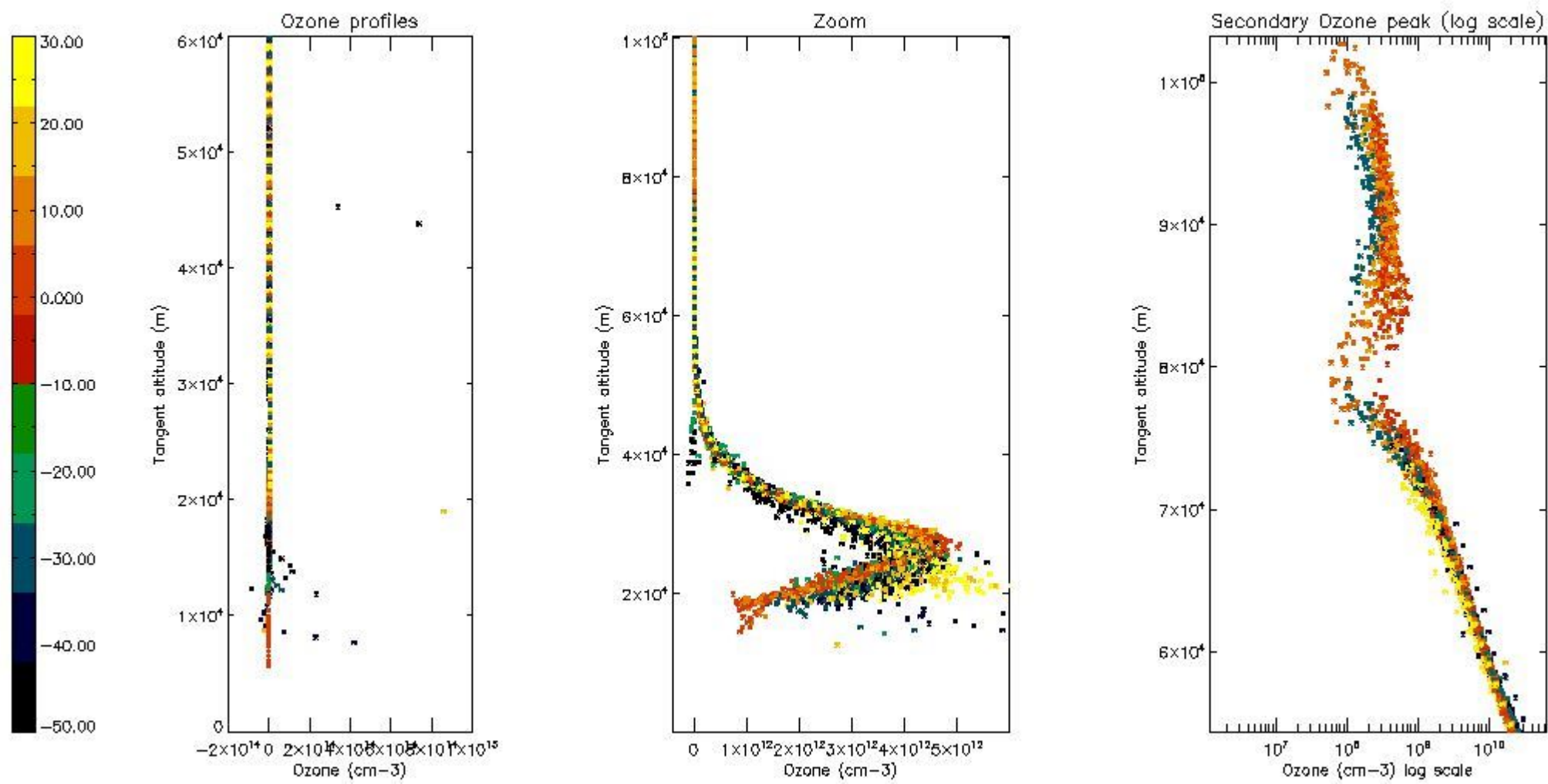
The colorbar represents the latitude.



5.3 Plot ozone profiles where STD < 20% (dark without errors)

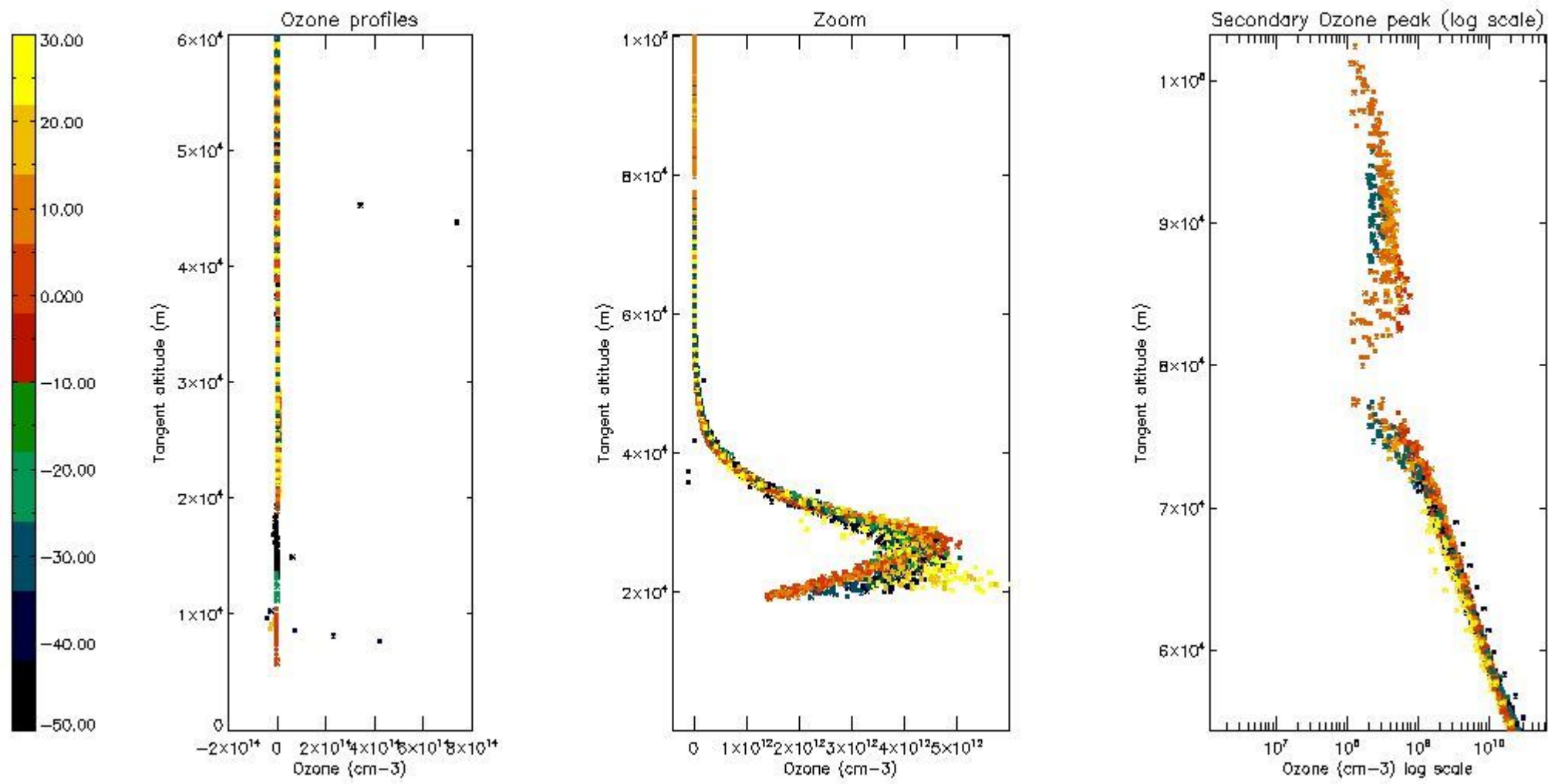
The colorbar represents the latitude.





5.4 Plot ozone profiles where  $STD < 10\%$  (dark without errors)

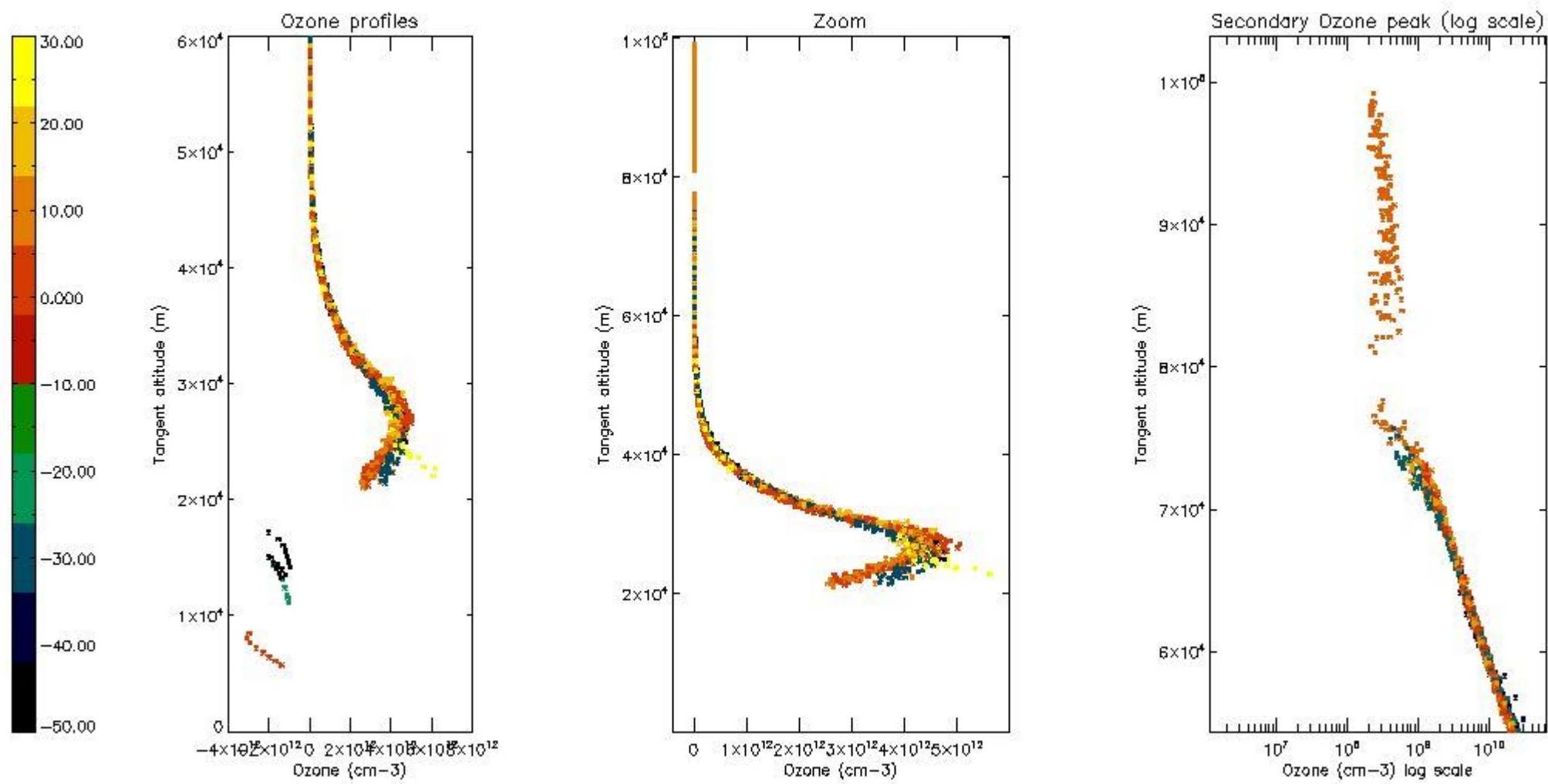
The colorbar represents the latitude.



*5.5 Plot ozone profiles where STD < 5% (dark without errors)*

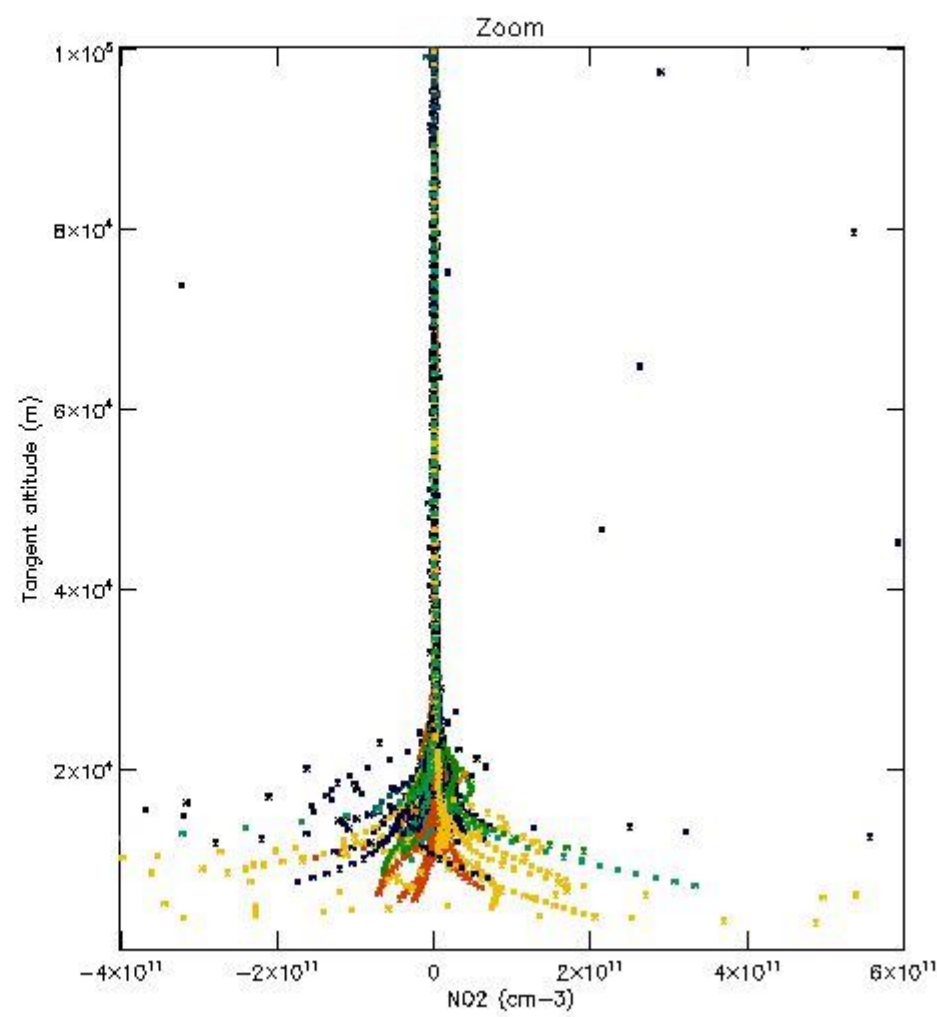
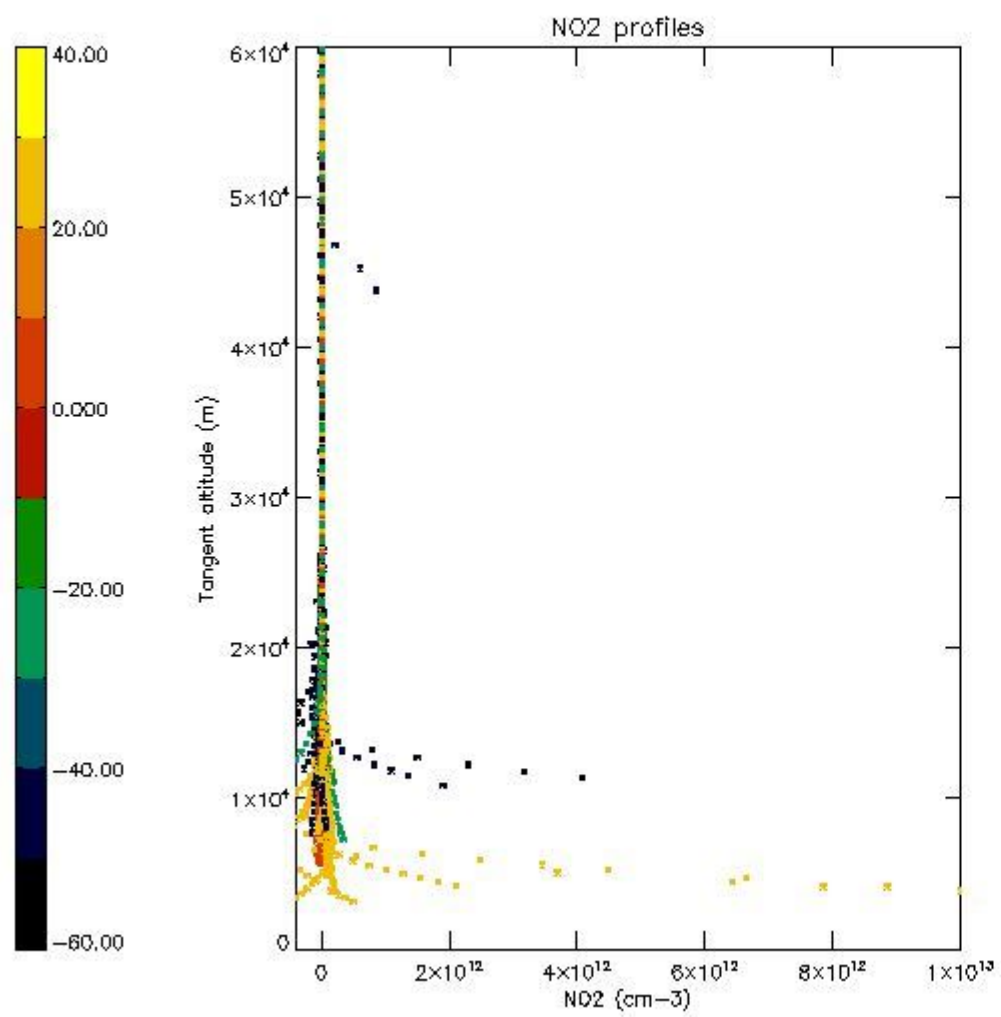
The colorbar represents the latitude.





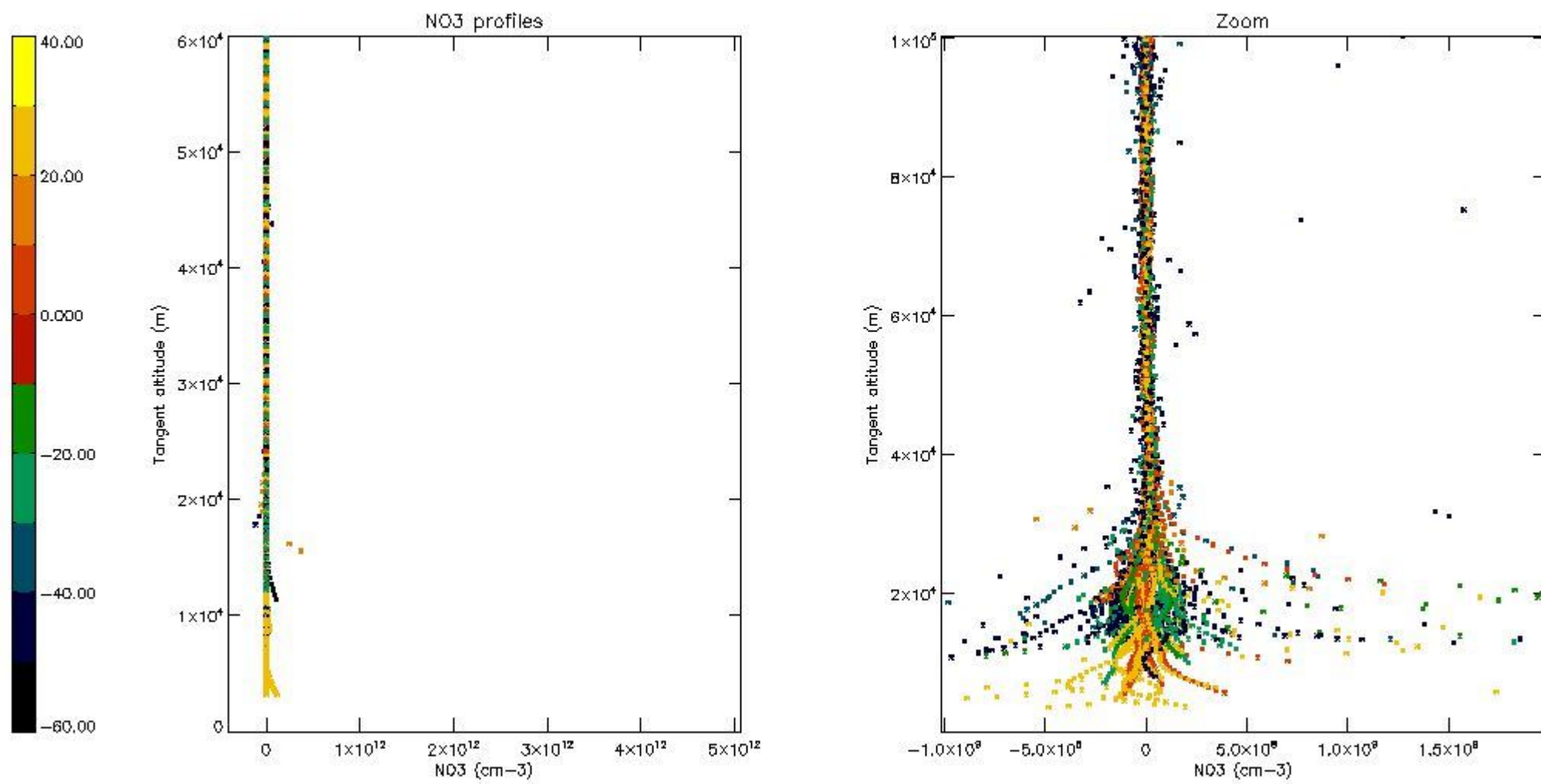
*5.6 Plot NO<sub>2</sub> profiles for all STD (dark without errors)*

The colorbar represents the latitude.



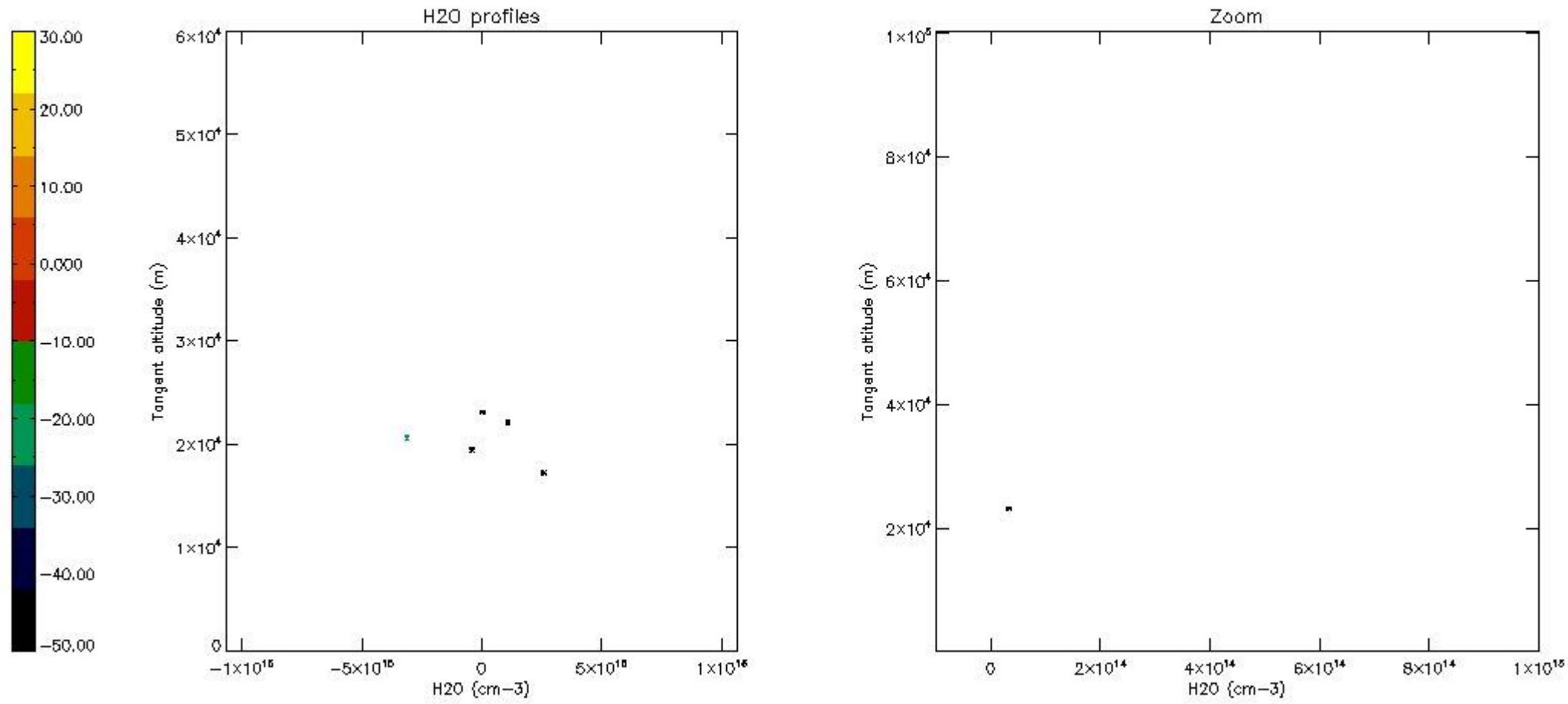
*5.7 Plot NO3 profiles for all STD (dark without errors)*

The colorbar represents the latitude.



5.8 Plot H<sub>2</sub>O profiles for all STD (only for occultations of stars 1,2,3,4,13,14,16,26,63 dark without errors)

The colorbar represents the latitude.

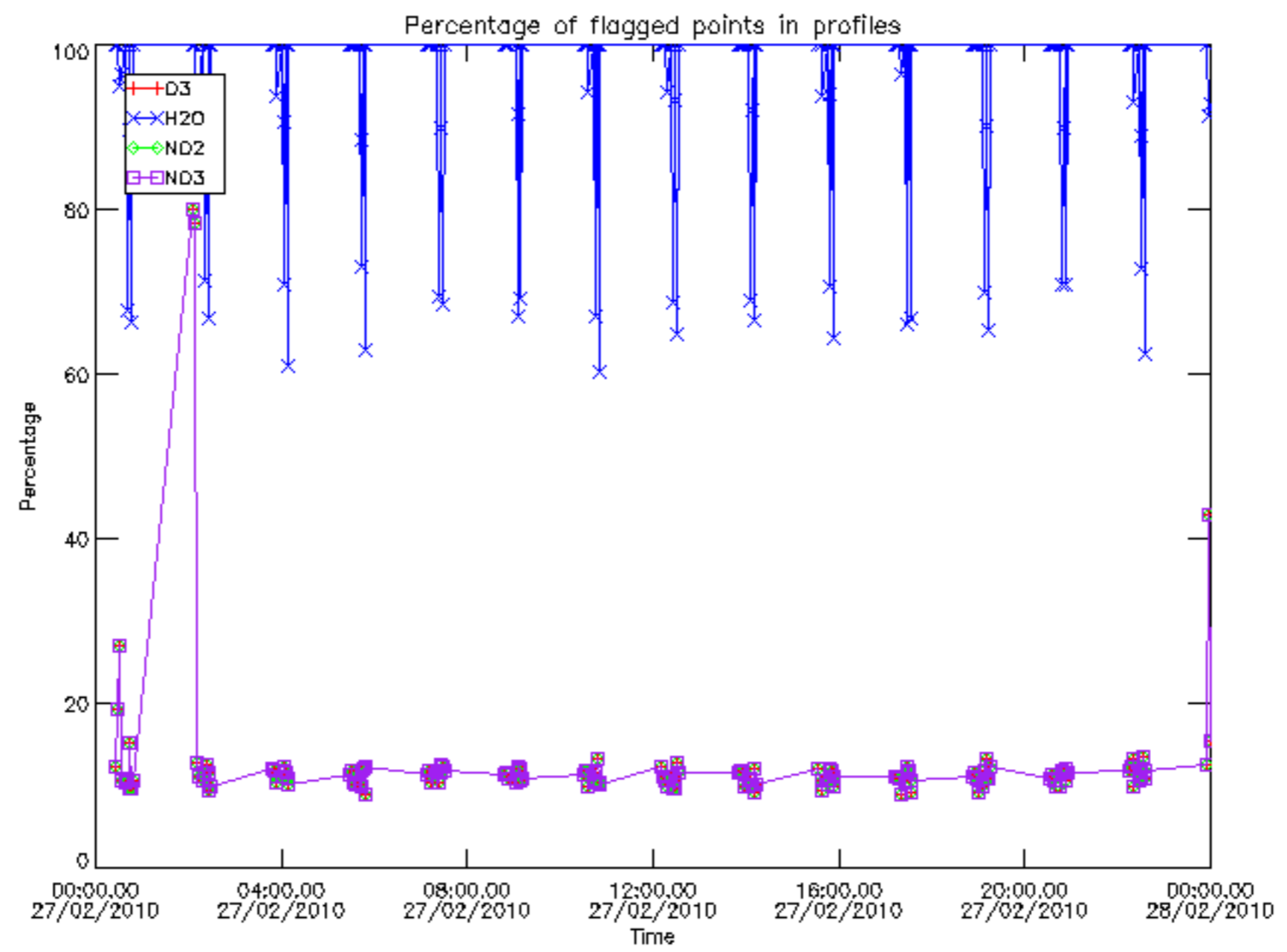


## 6. Auxiliary Data Files used for the production reported in section 2

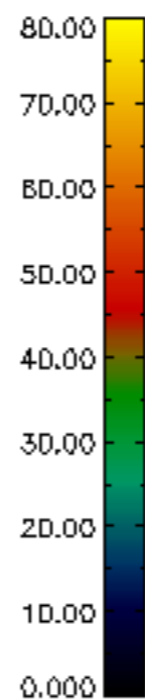
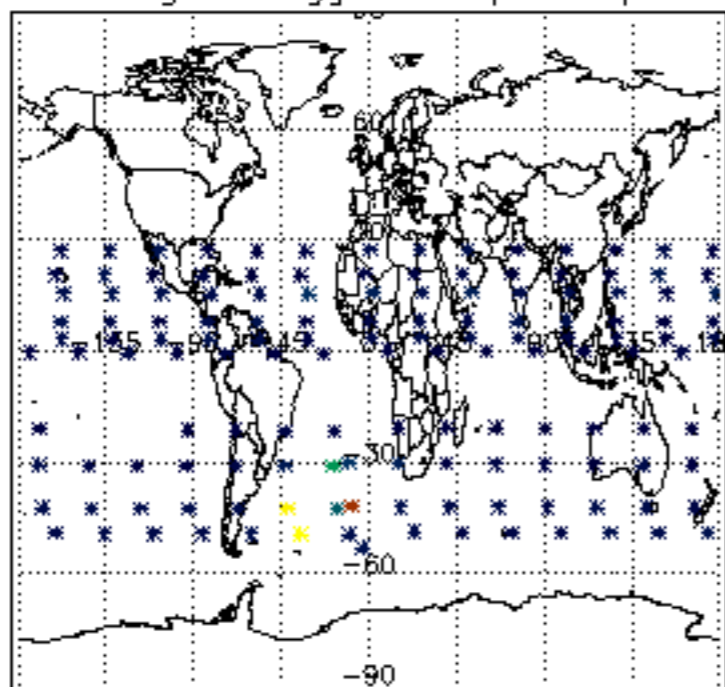
The number reported in the third column indicates since which file (see list in section 2) the corresponding auxiliary file has been used. The fourth column is the date of those product files.

Type	Auxiliary Filename	Used since product	Used since product date
INST_PHYS_CHARACTERISTICS	GOM_INS_AXVIEC20091111_143220_20030716_120000_20500101_000000	1	27-FEB-2010 00:01:23
LEVEL-2_PROC_CONFIG	GOM_PR2_AXVIEC20091111_152718_20020301_000000_20500101_000000	1	27-FEB-2010 00:01:23
CROSS_SECTIONS_FILE	GOM_CRS_AXVIEC20091111_154832_20020301_000000_20500101_000000	1	27-FEB-2010 00:01:23

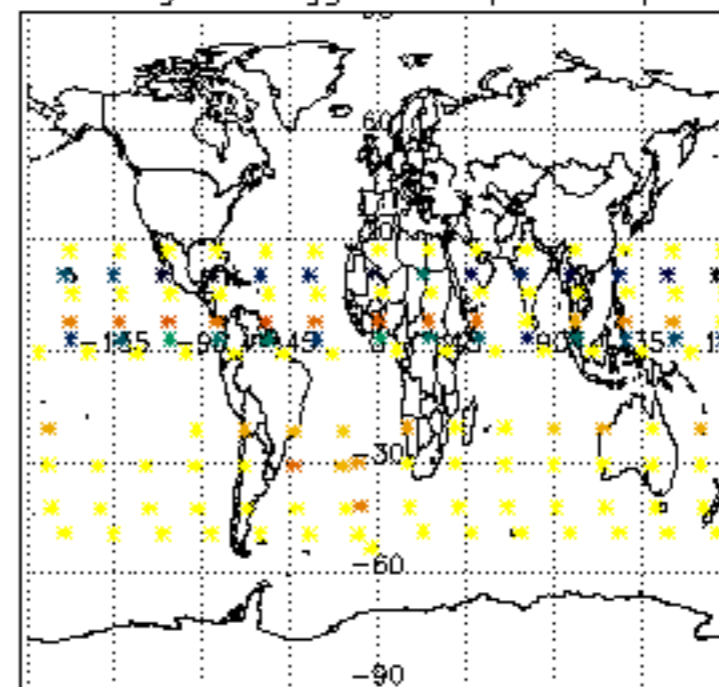




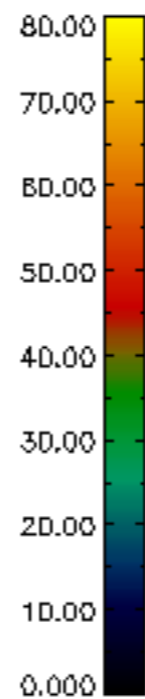
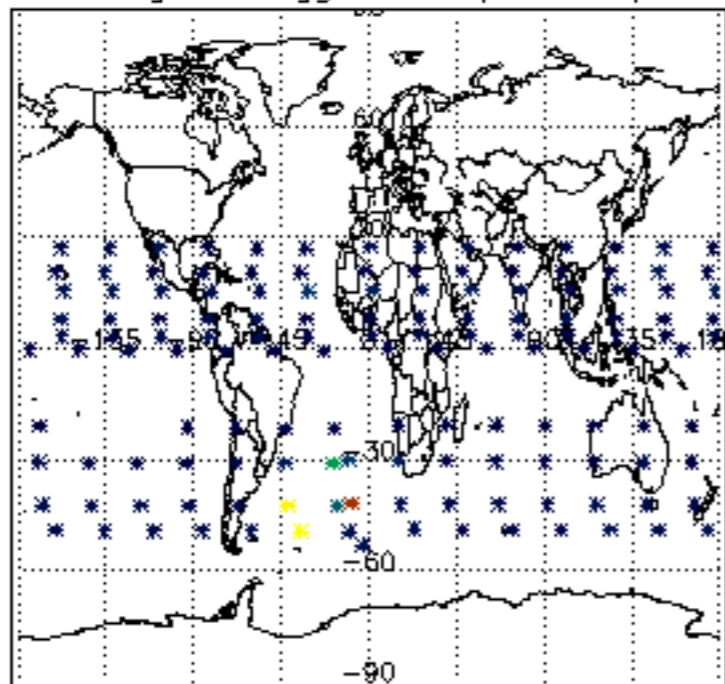
Percentage of flagged data per D3 profile



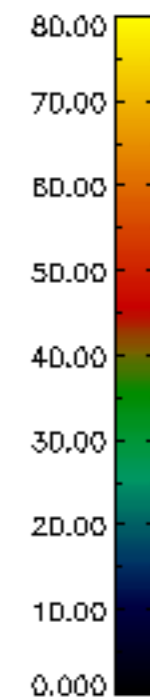
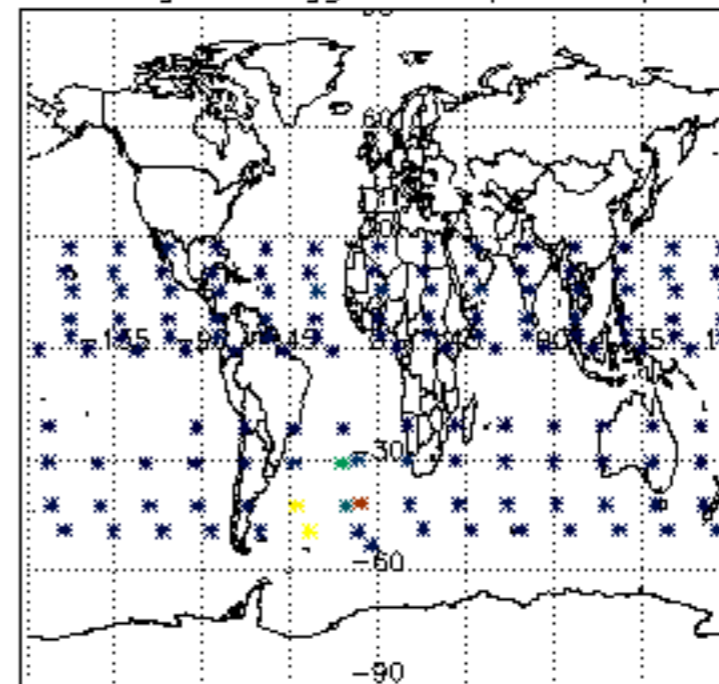
Percentage of flagged data per H2O profile

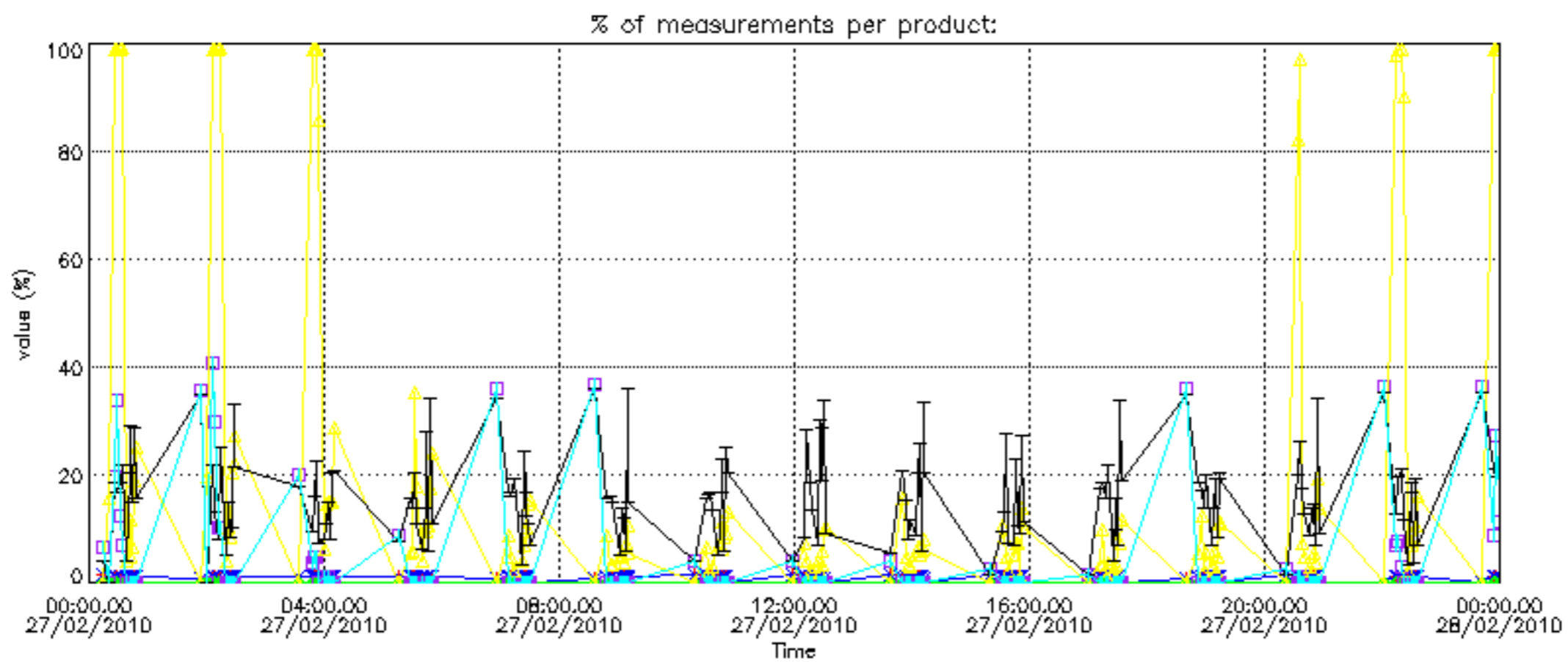


Percentage of flagged data per NO2 profile

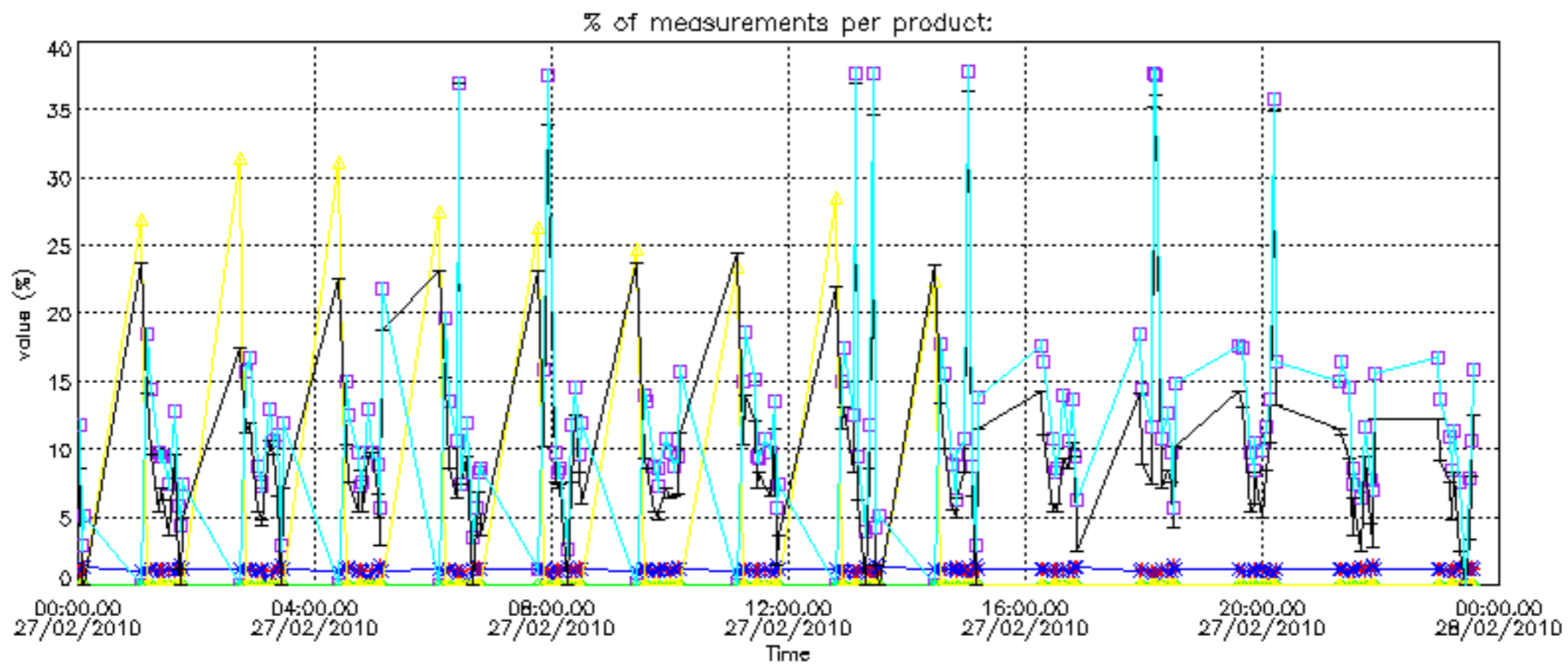


Percentage of flagged data per NO3 profile

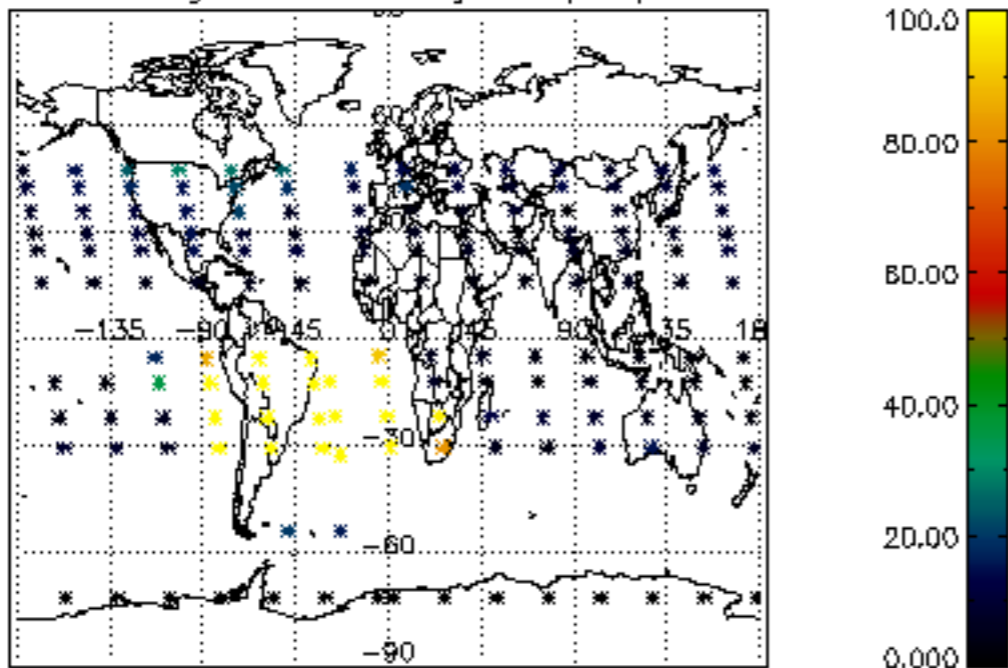




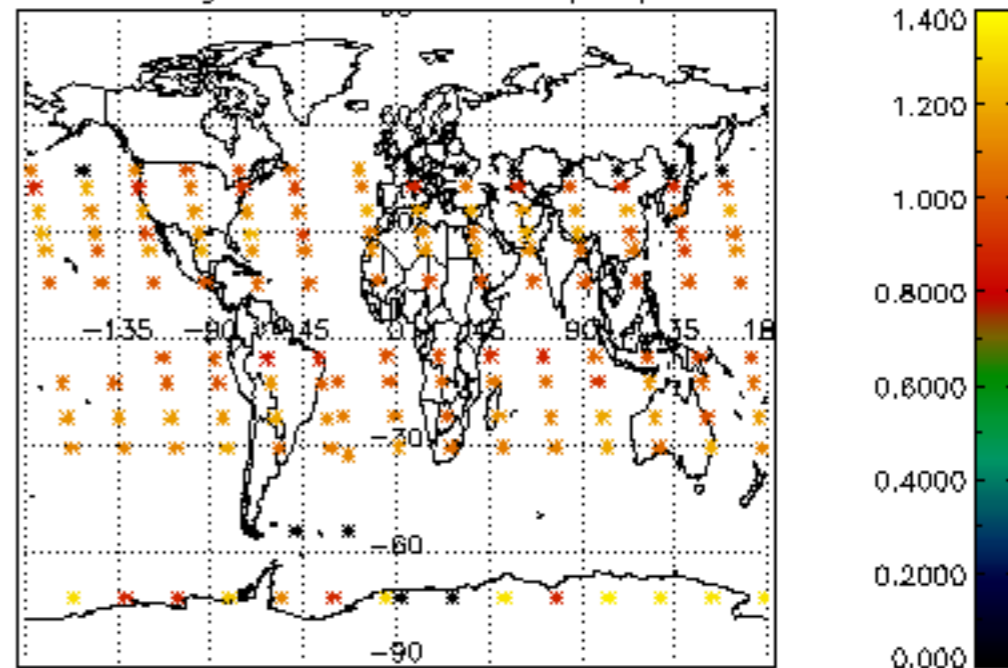




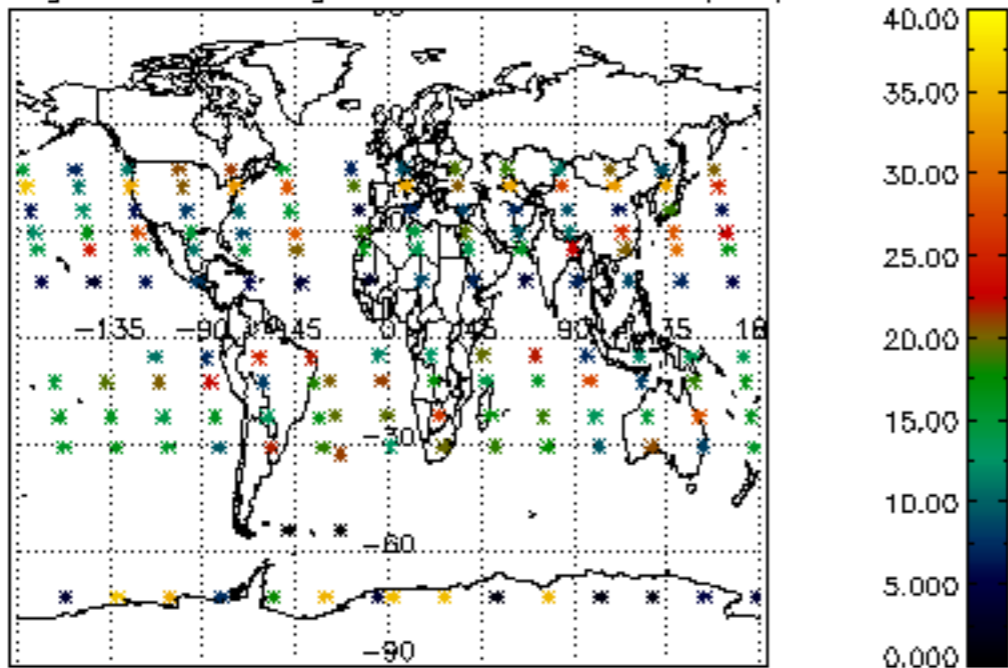
Percentage of cosmic ray hits per profile



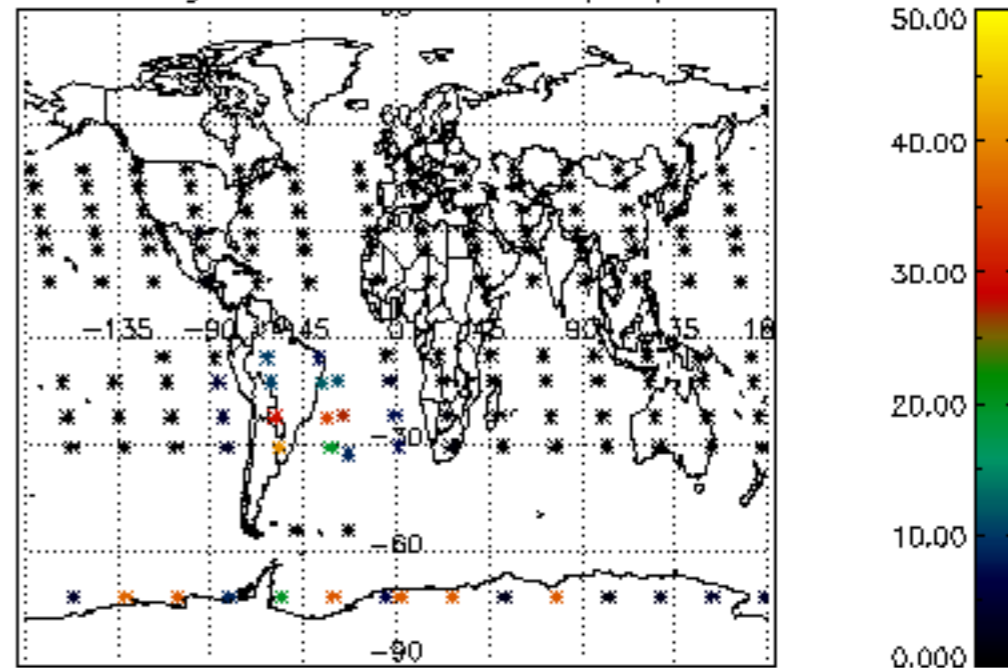
Percentage of datation errors per profile



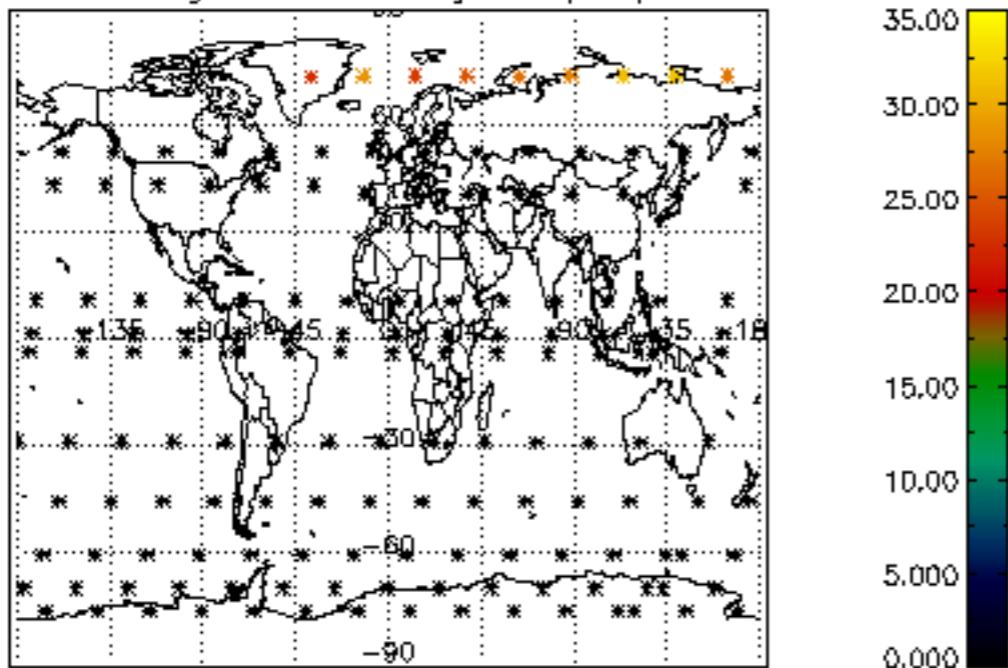
Percentage of star falling outside central band per profile



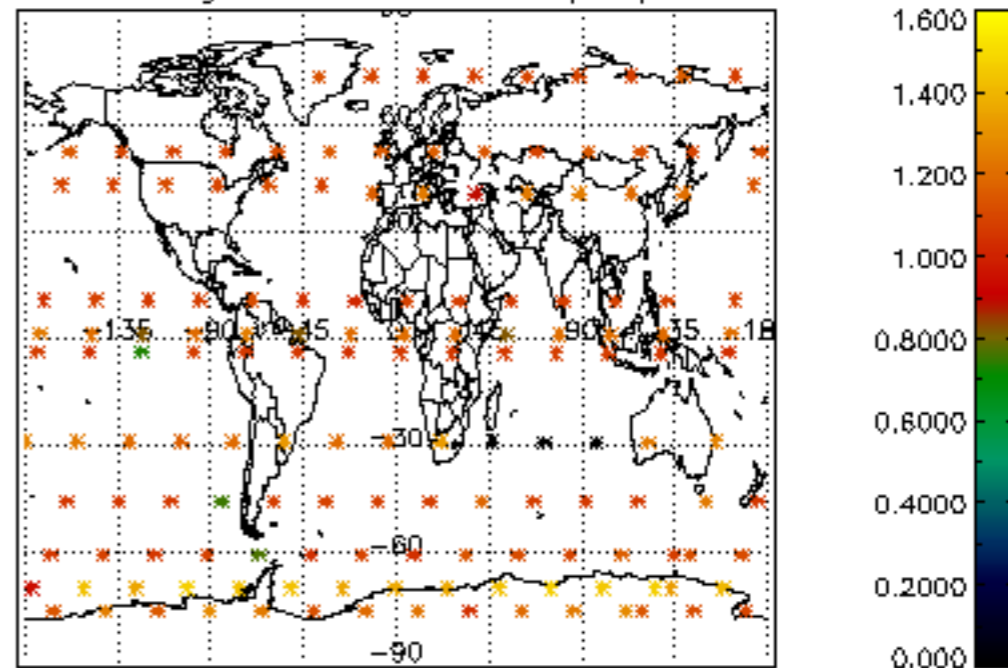
Percentage of saturation errors per profile



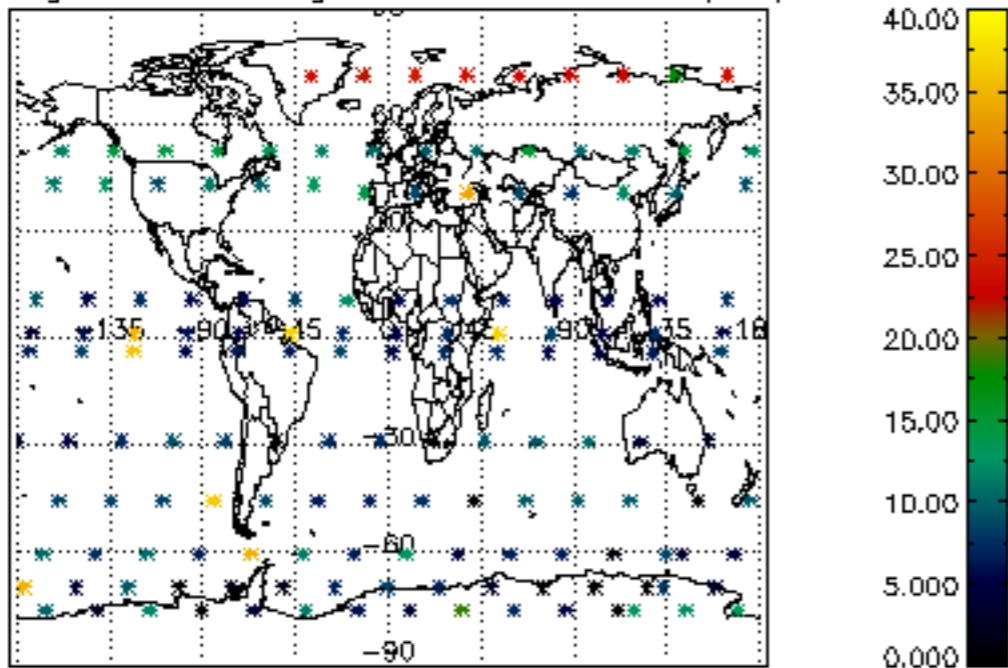
Percentage of cosmic ray hits per profile



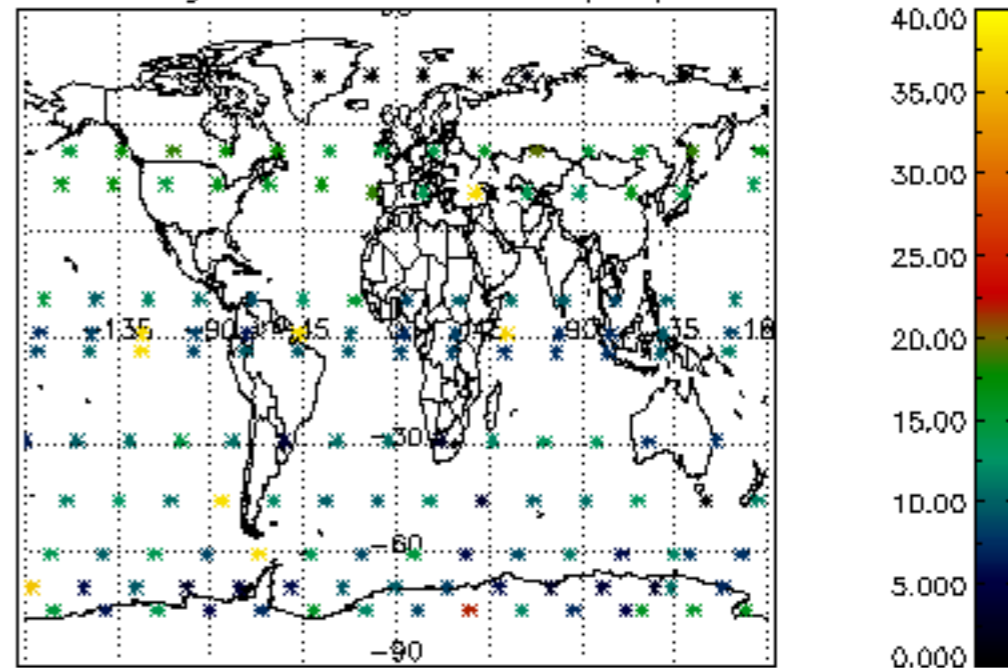
Percentage of datation errors per profile

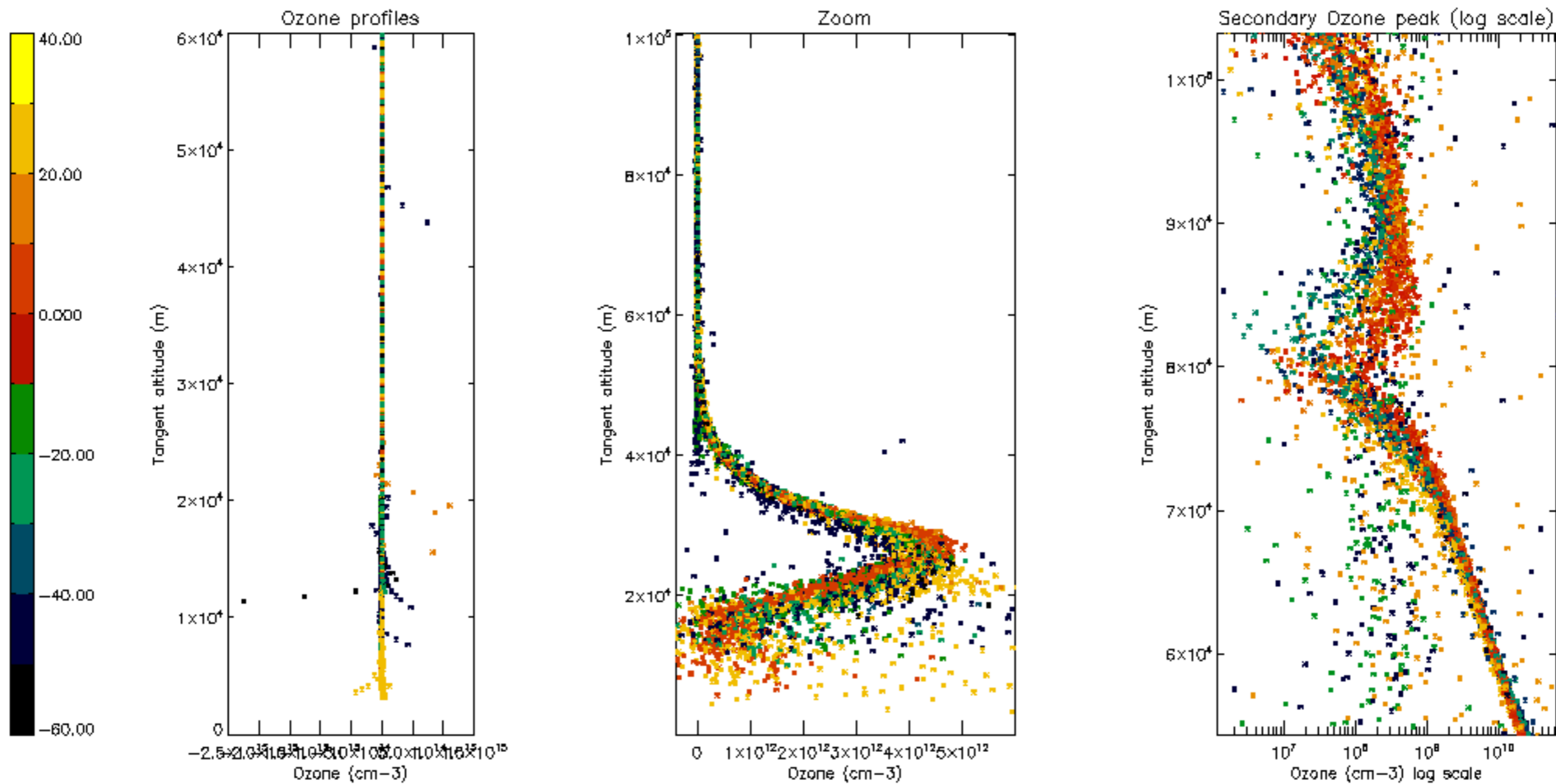


Percentage of star falling outside central band per profile

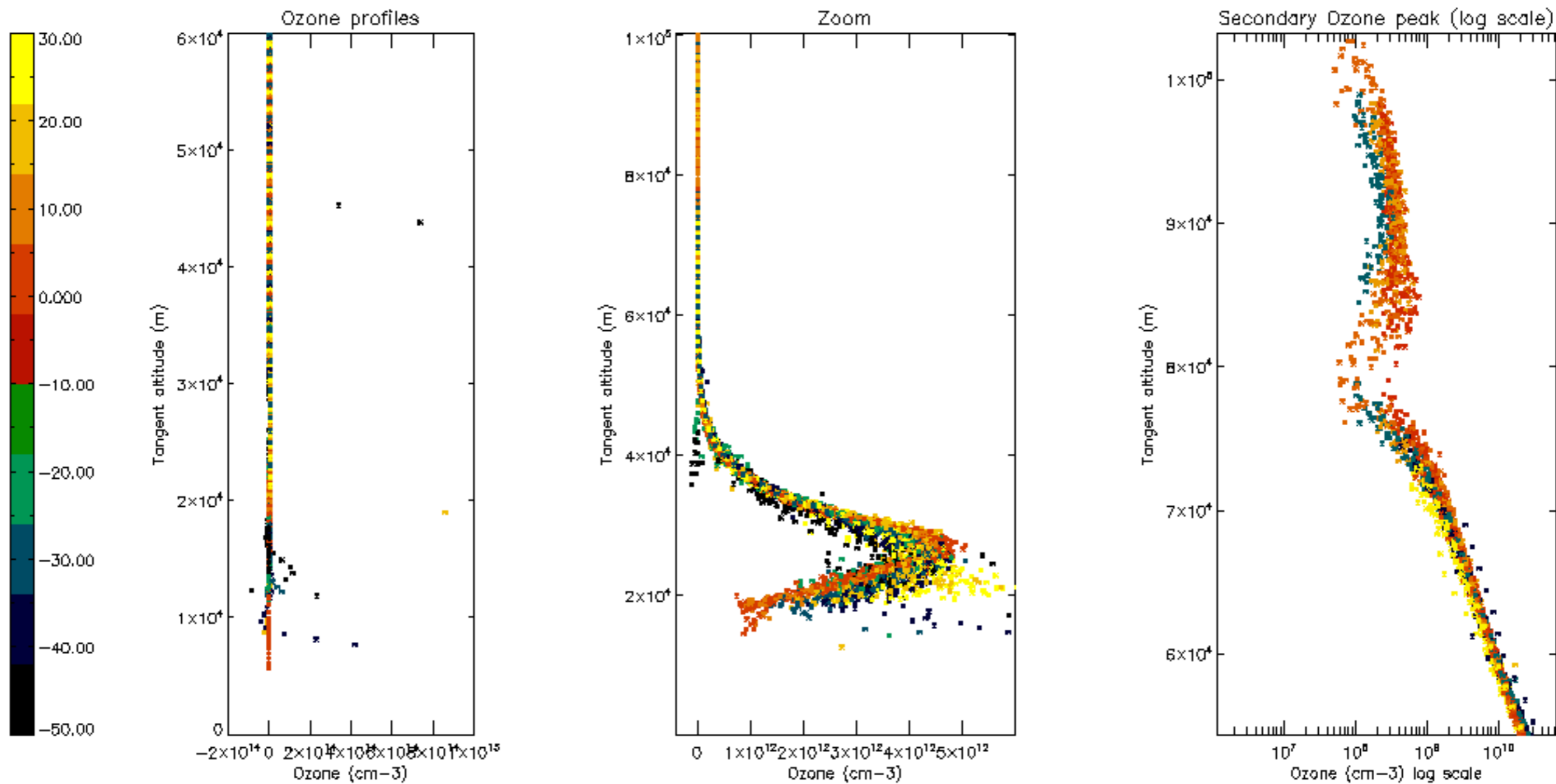


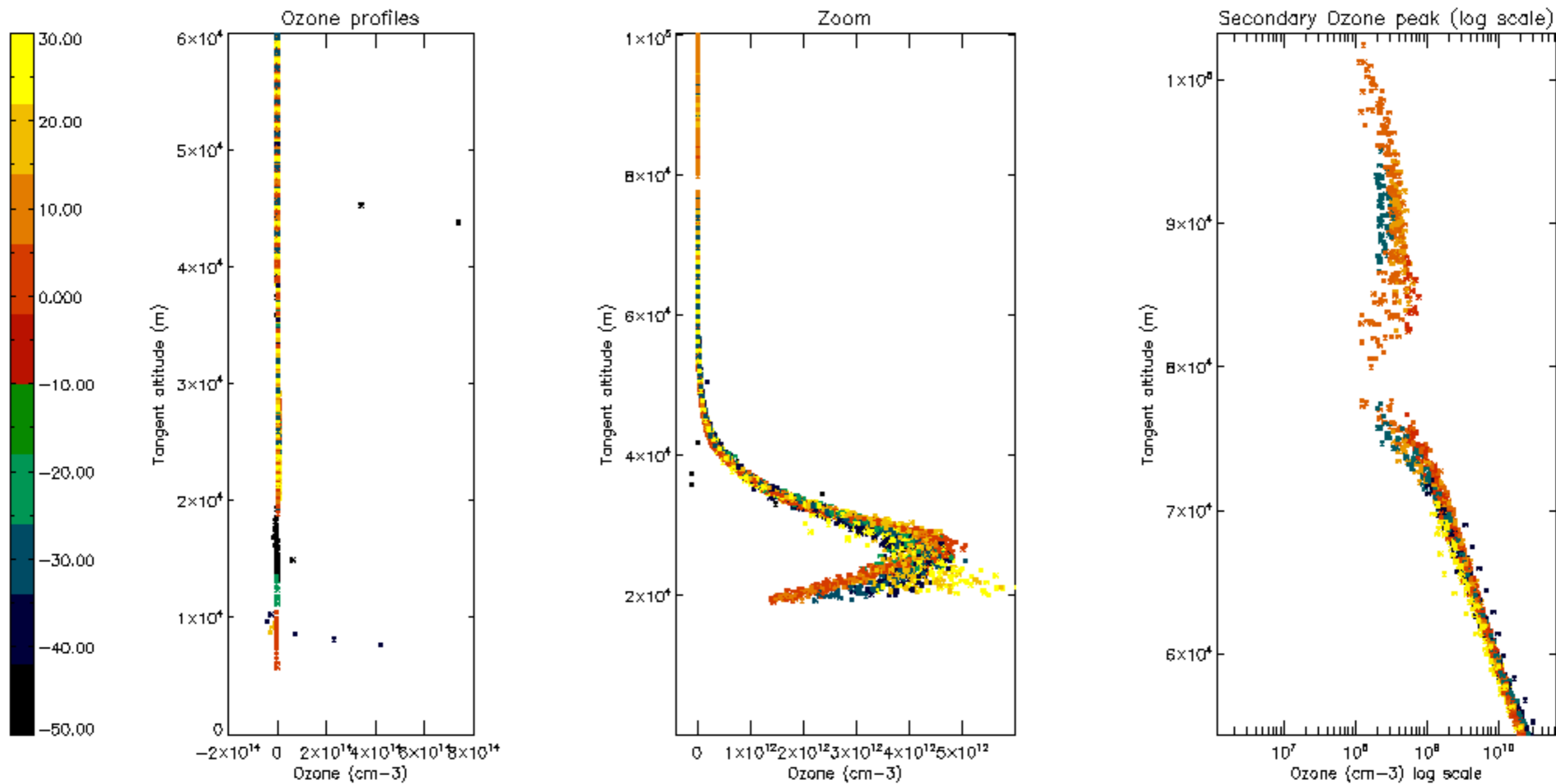
Percentage of saturation errors per profile

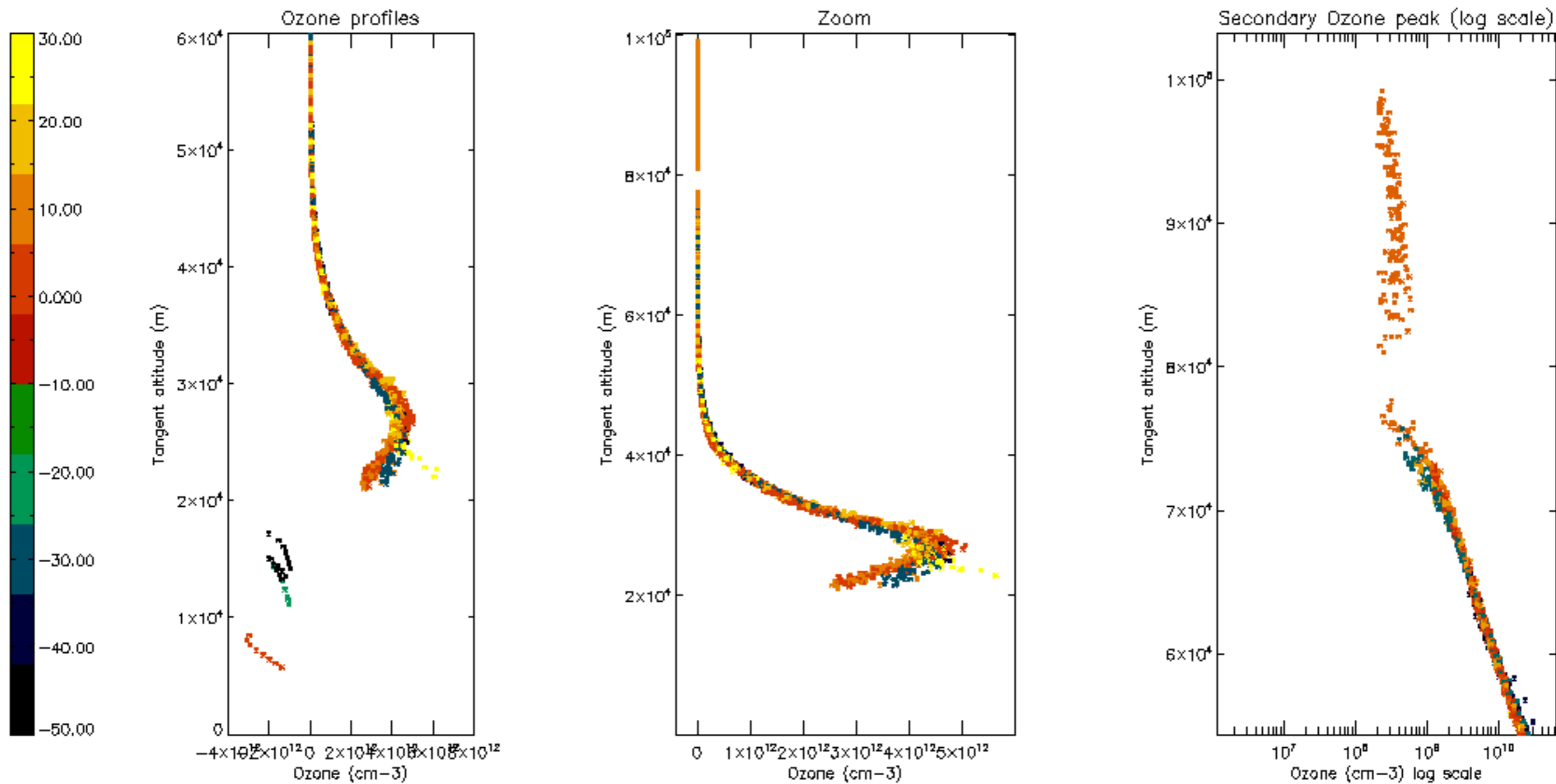


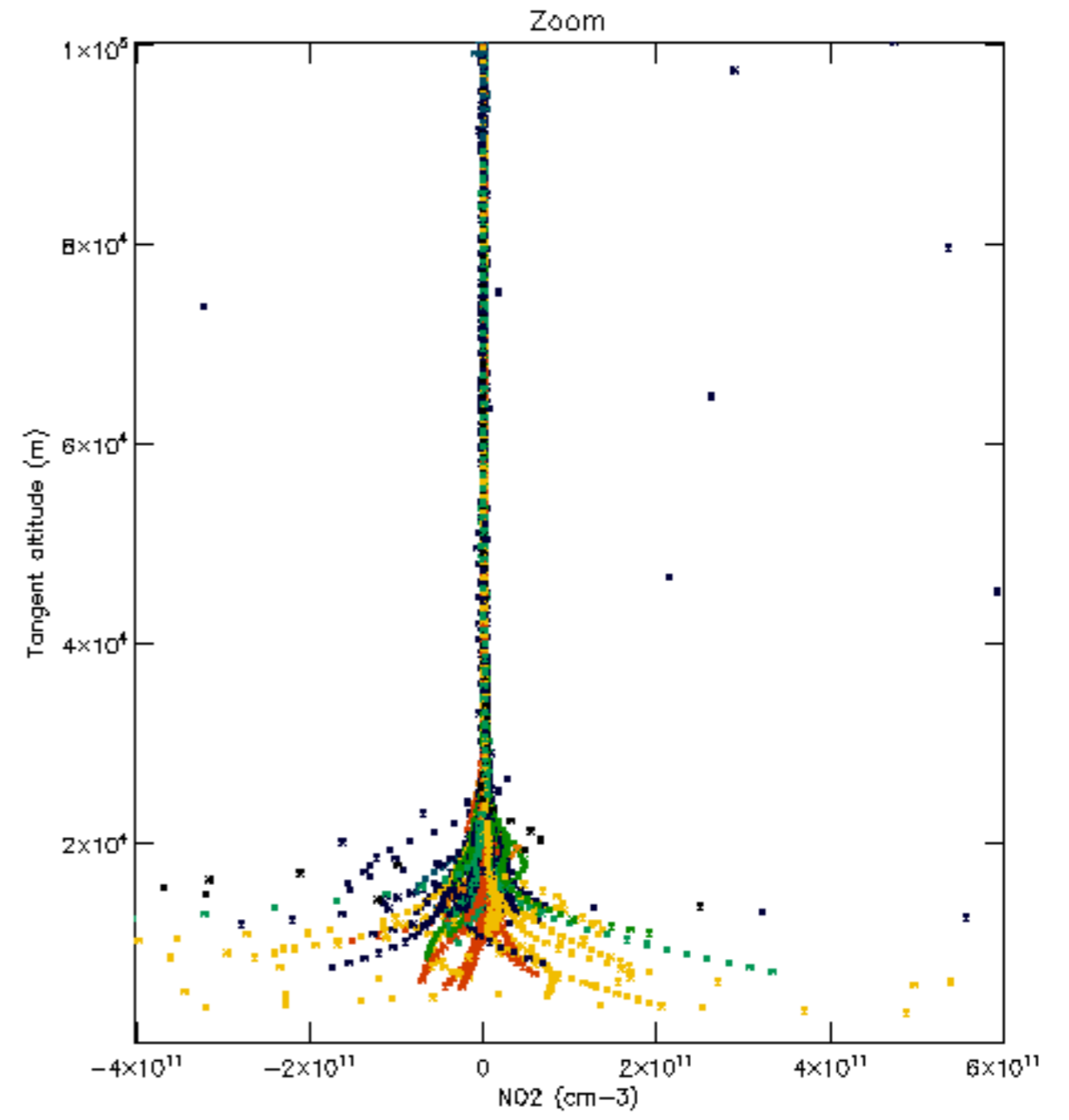
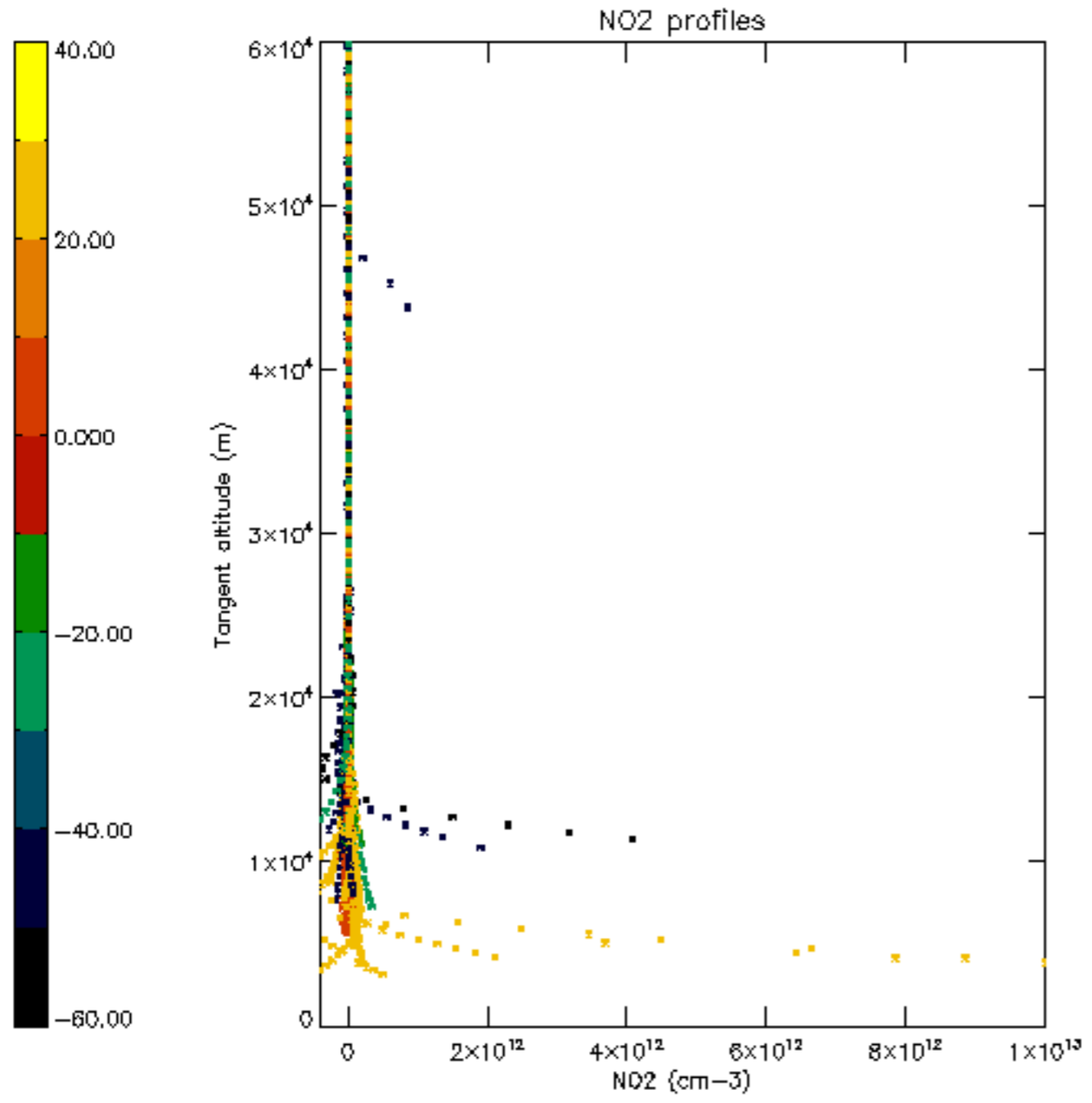




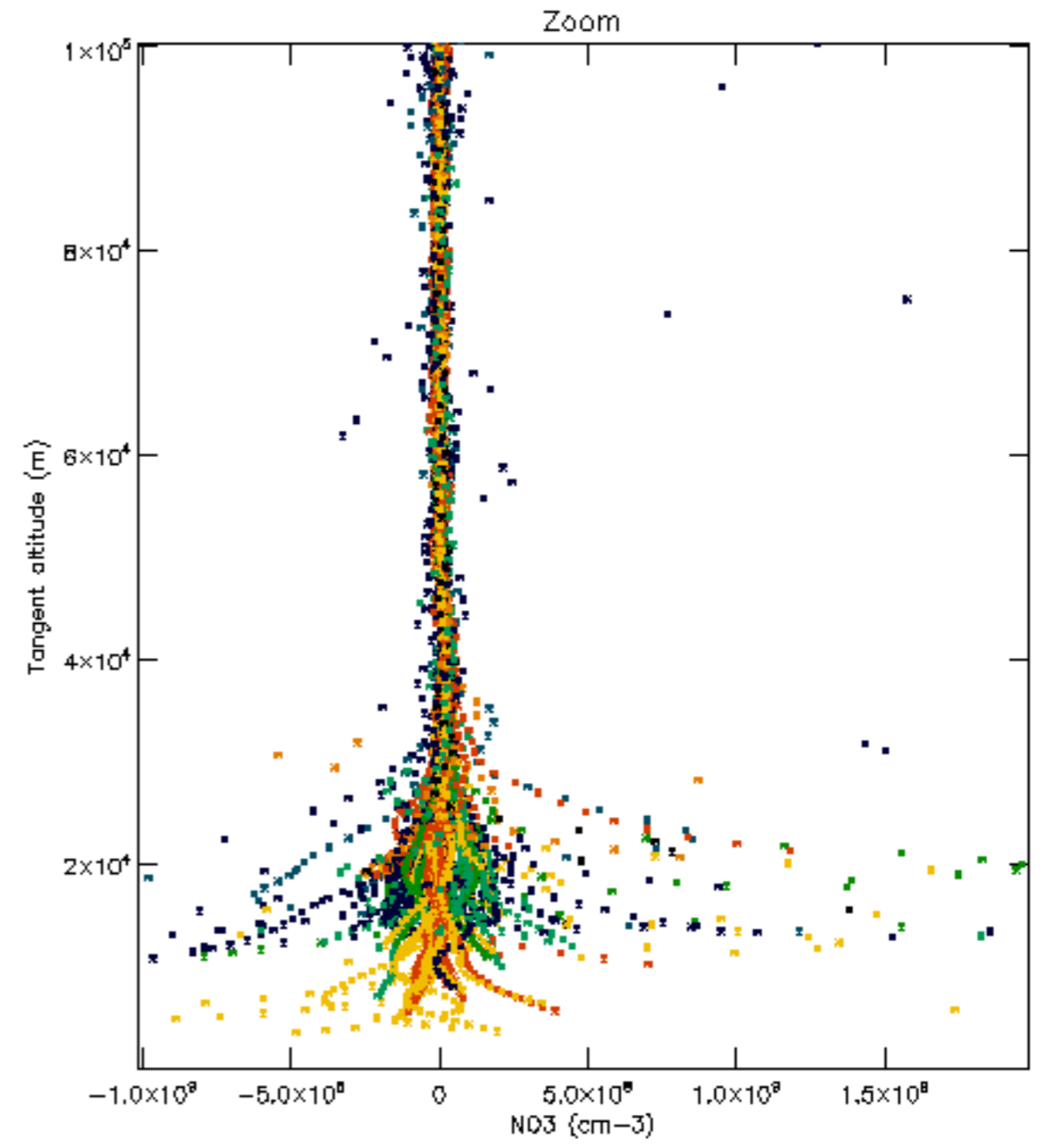
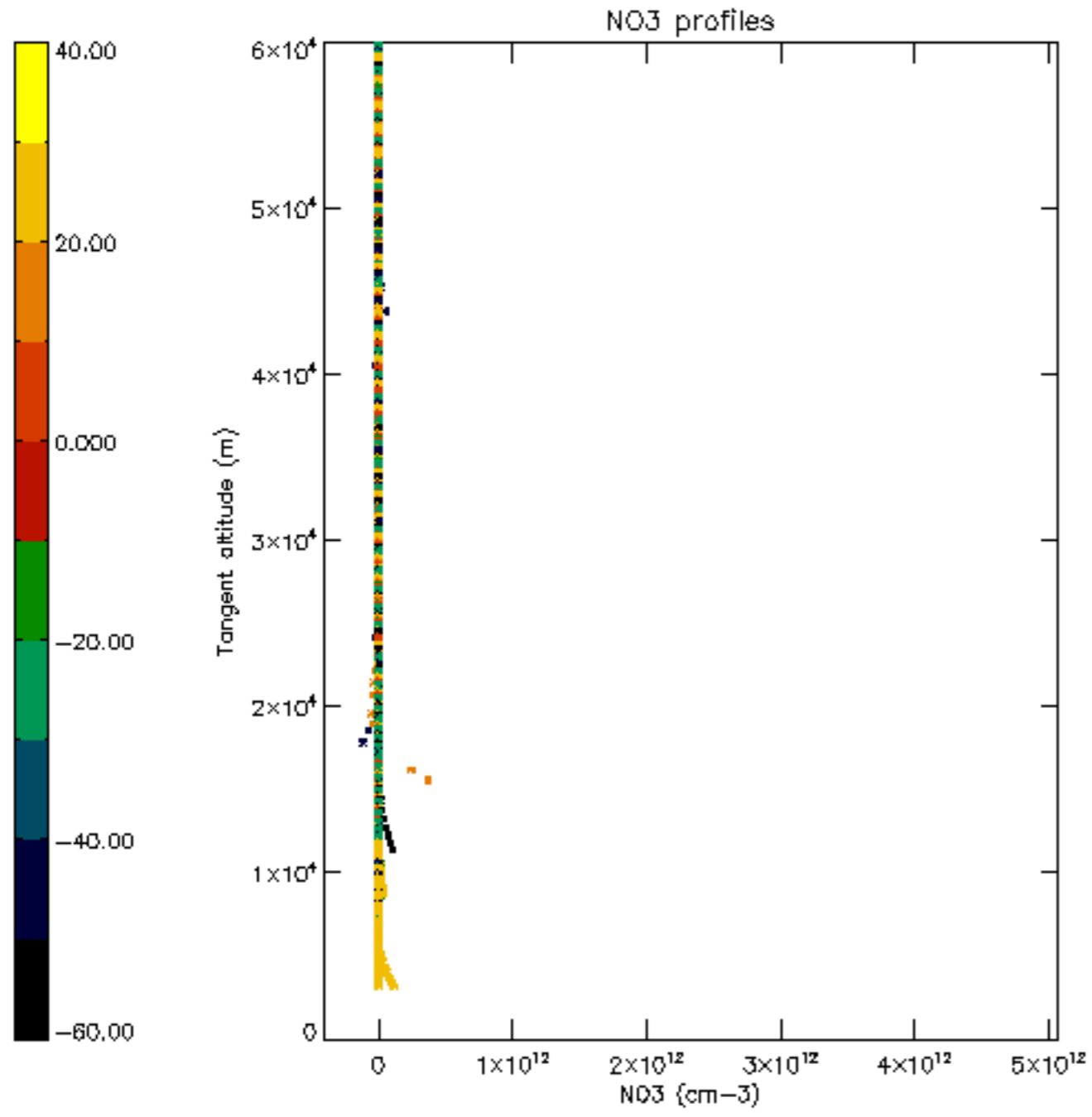


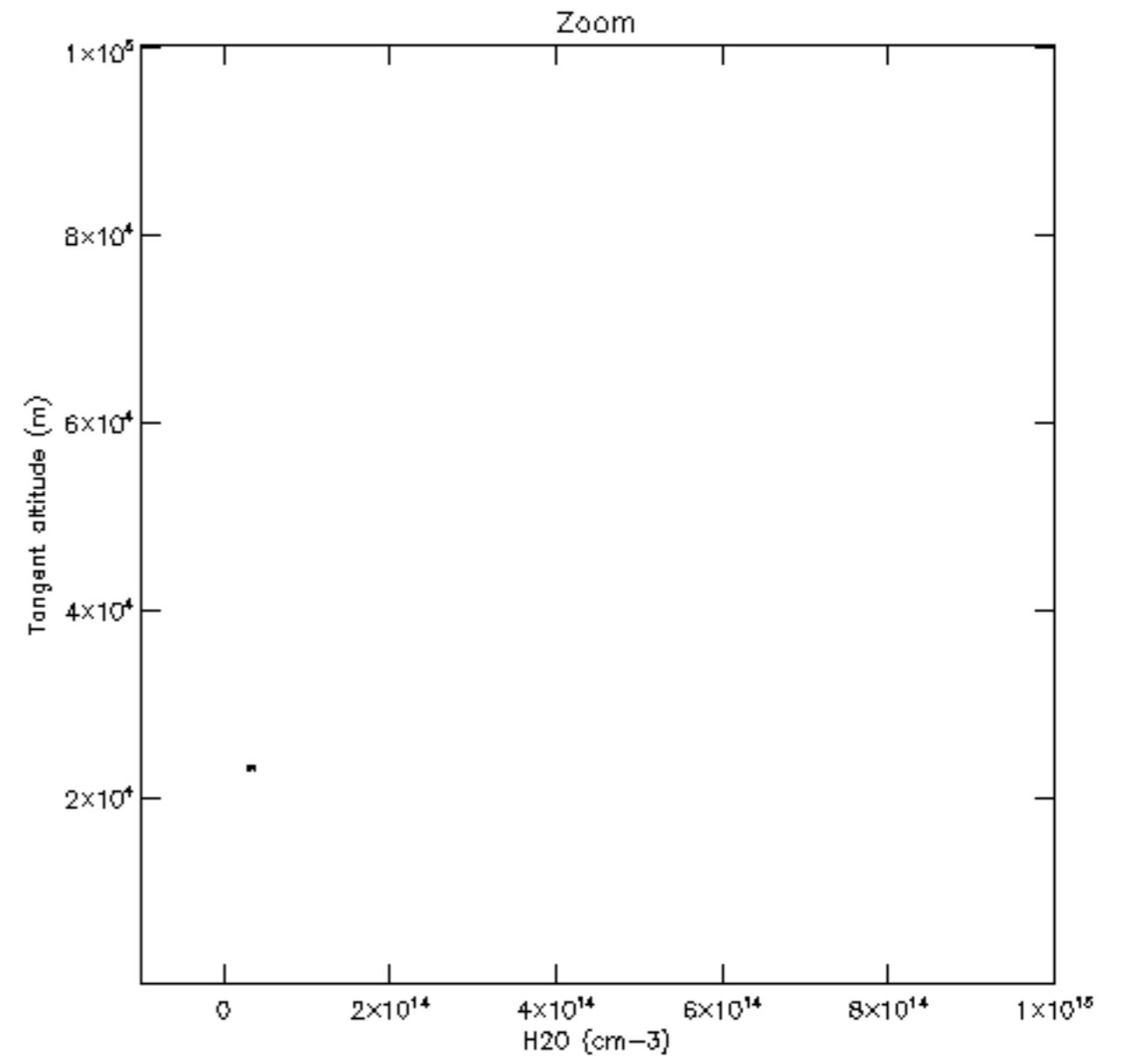
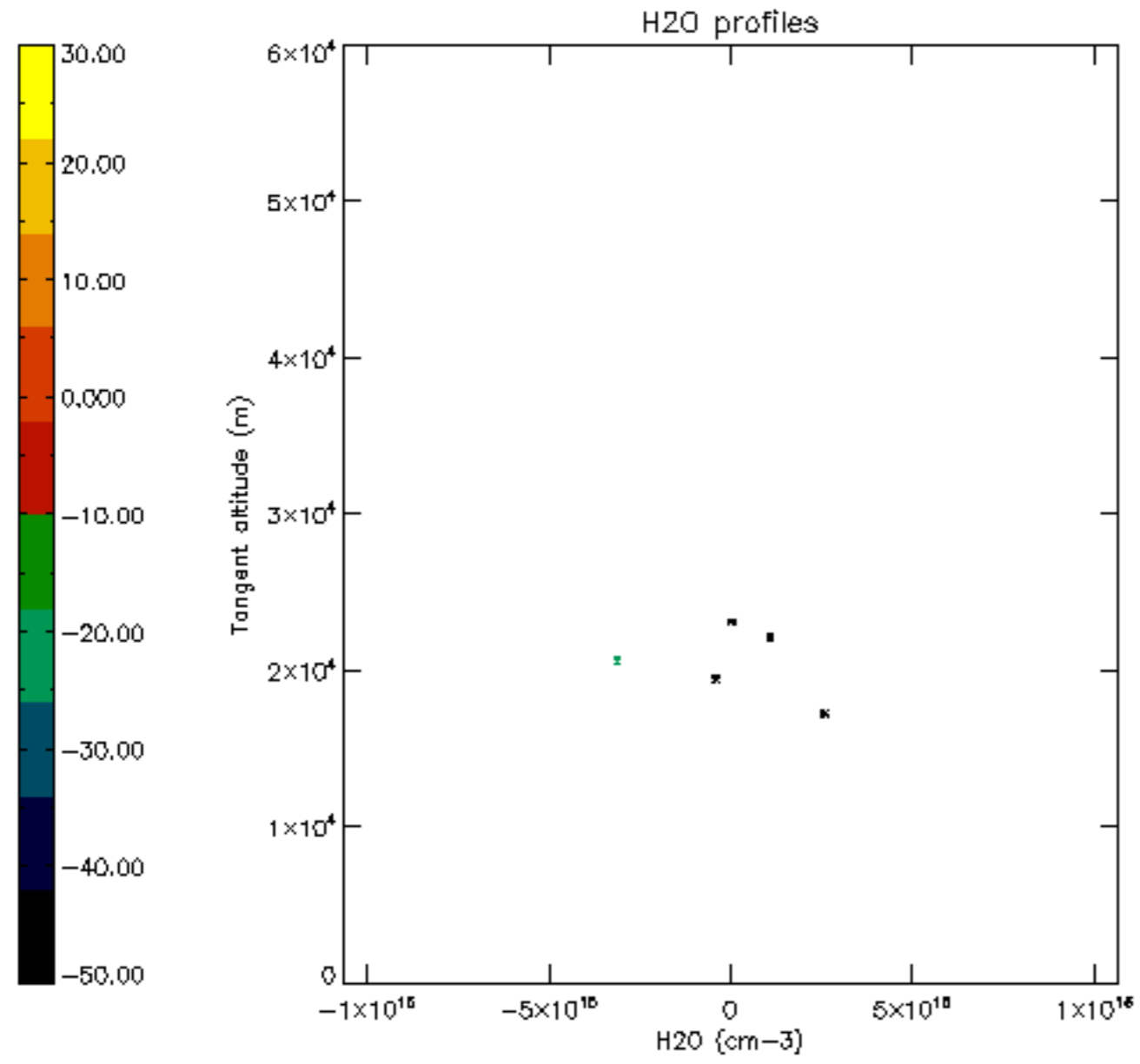


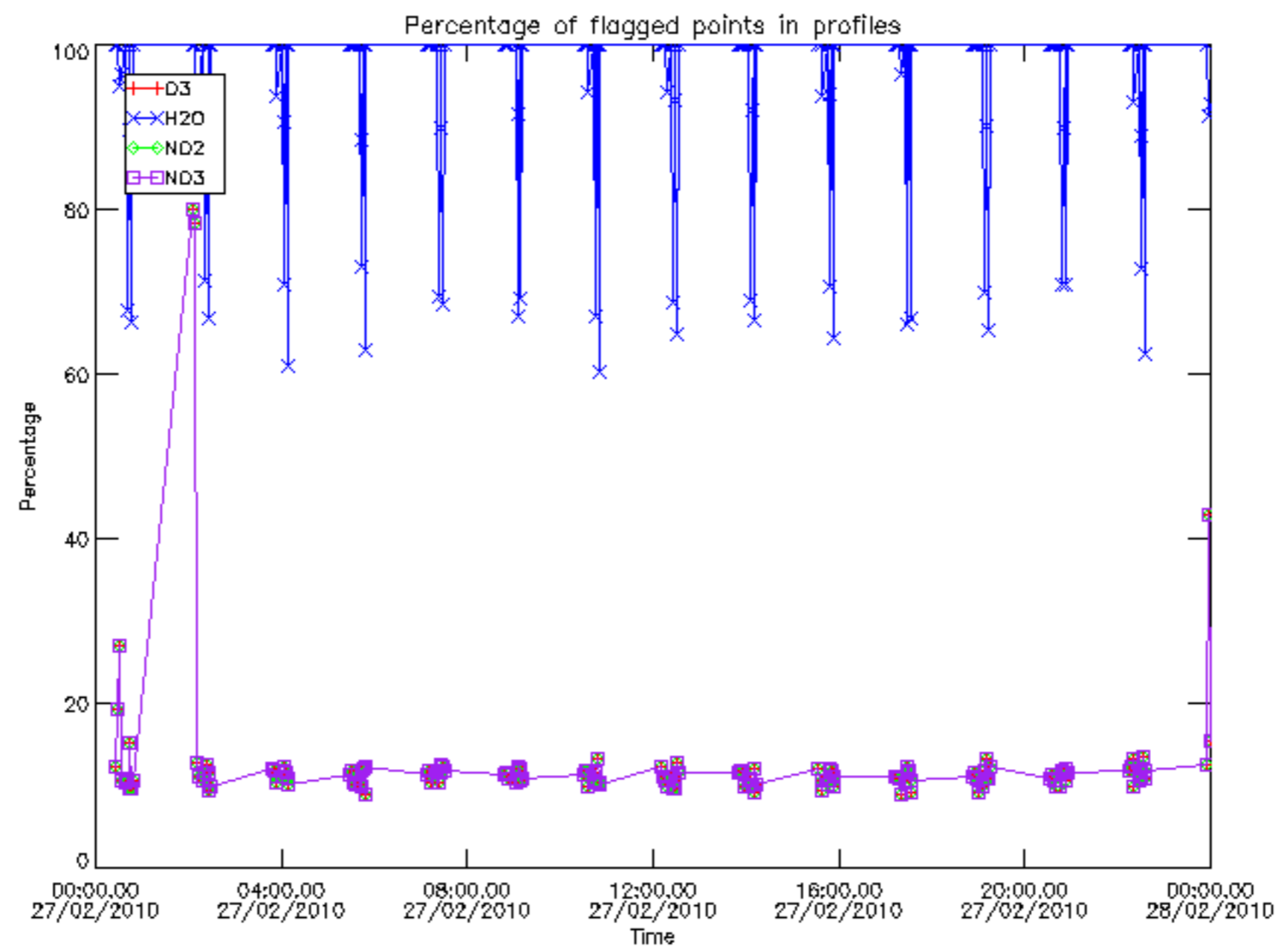




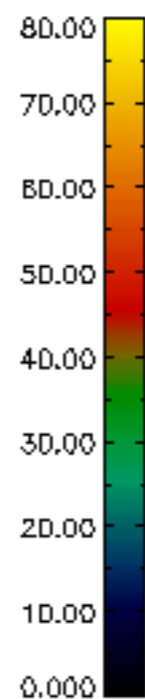
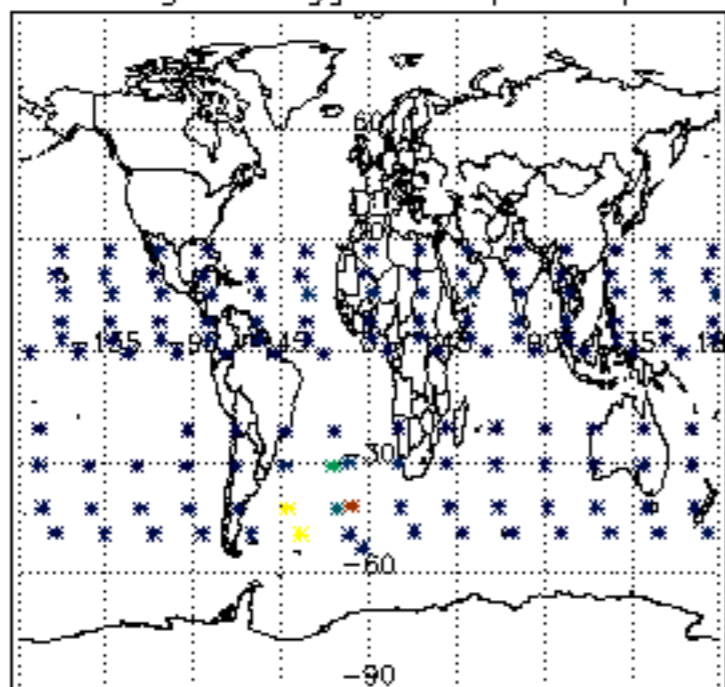




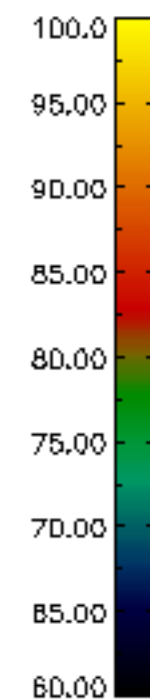
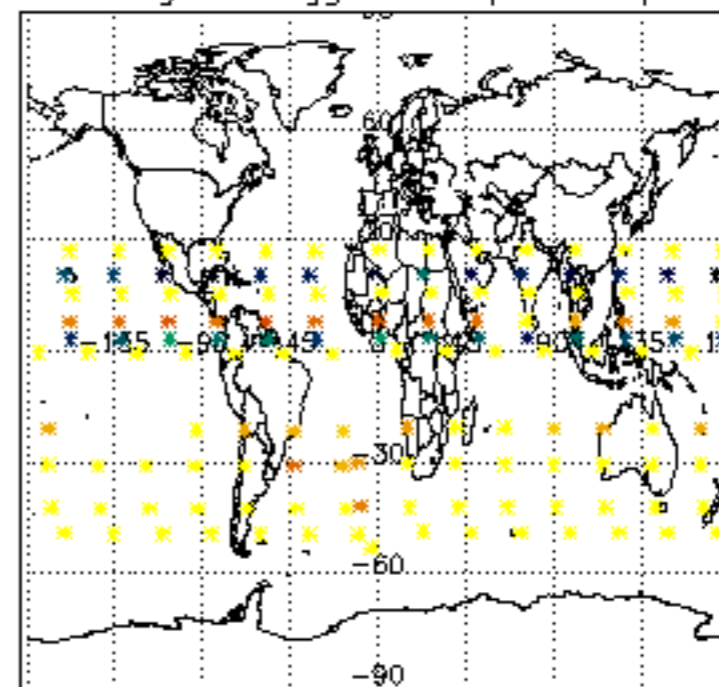




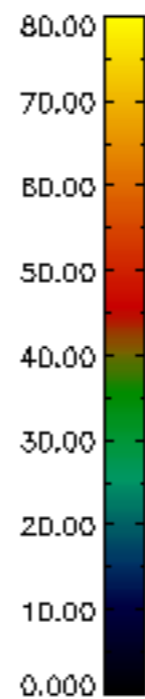
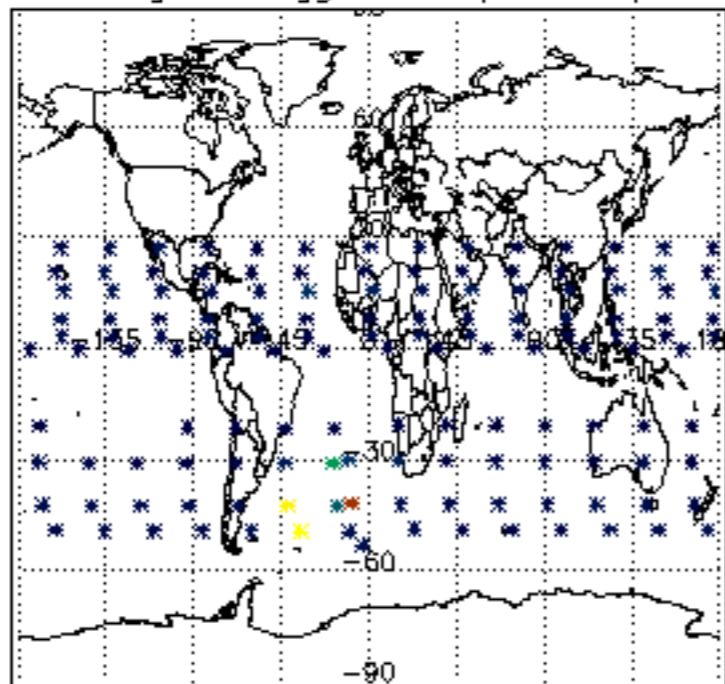
Percentage of flagged data per D3 profile



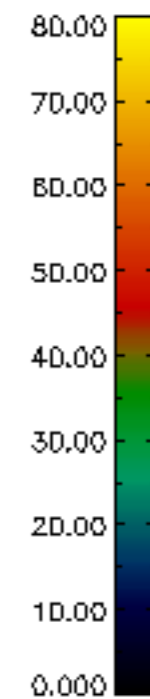
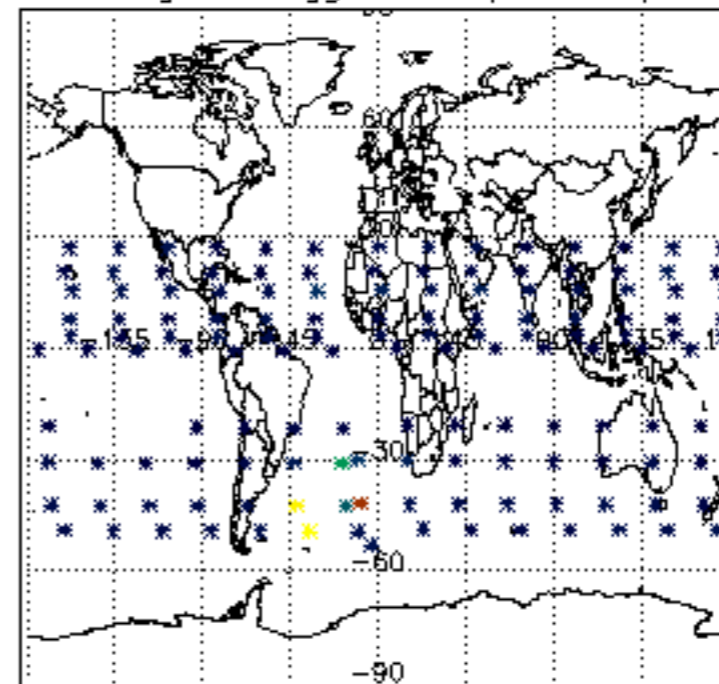
Percentage of flagged data per H2O profile



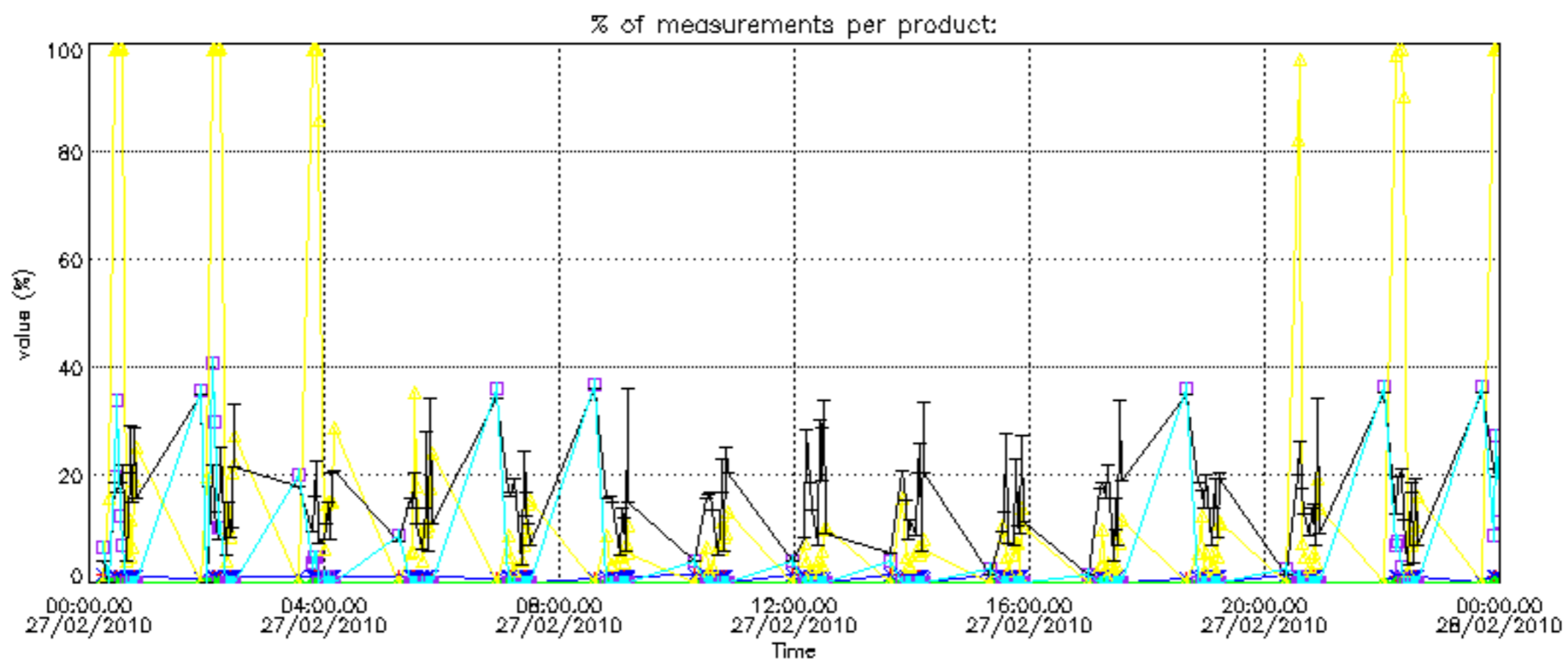
Percentage of flagged data per NO2 profile

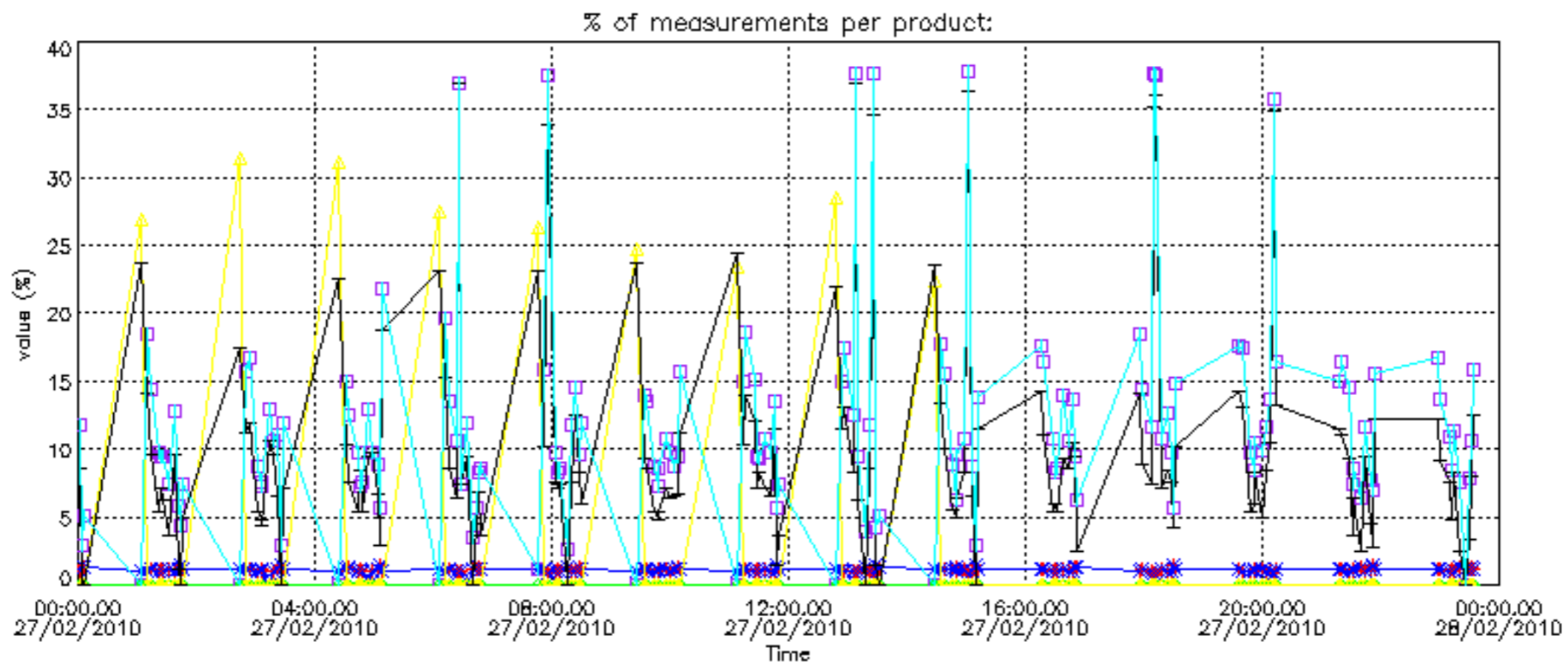


Percentage of flagged data per NO3 profile

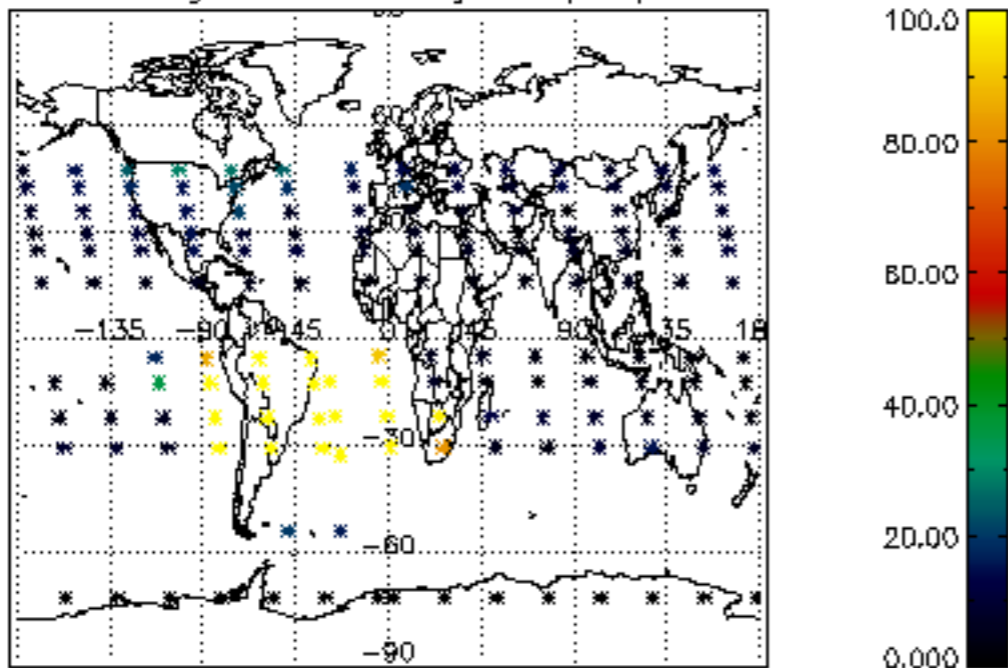




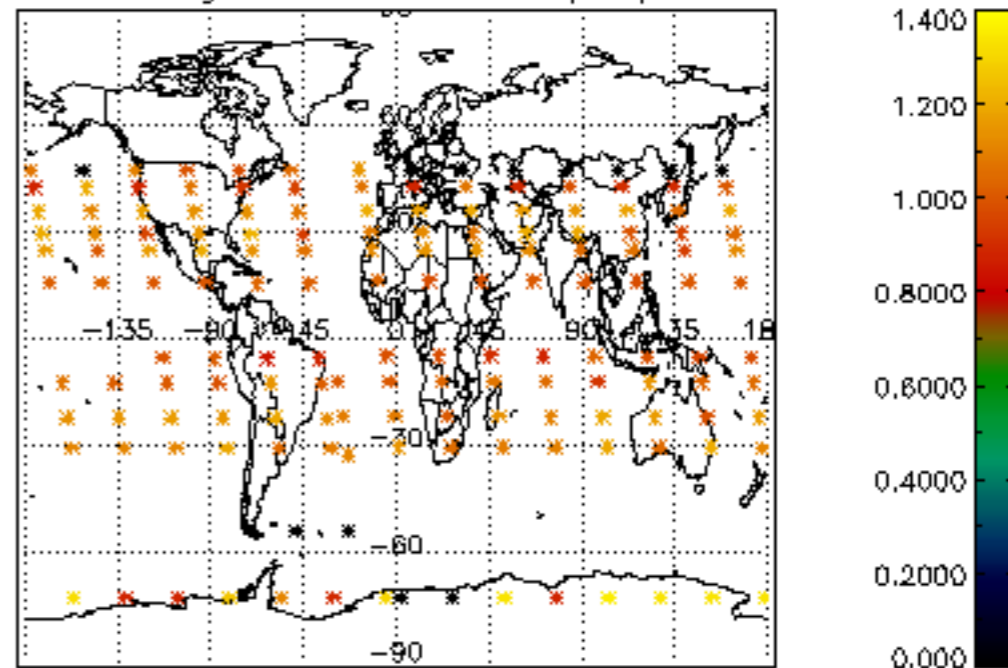




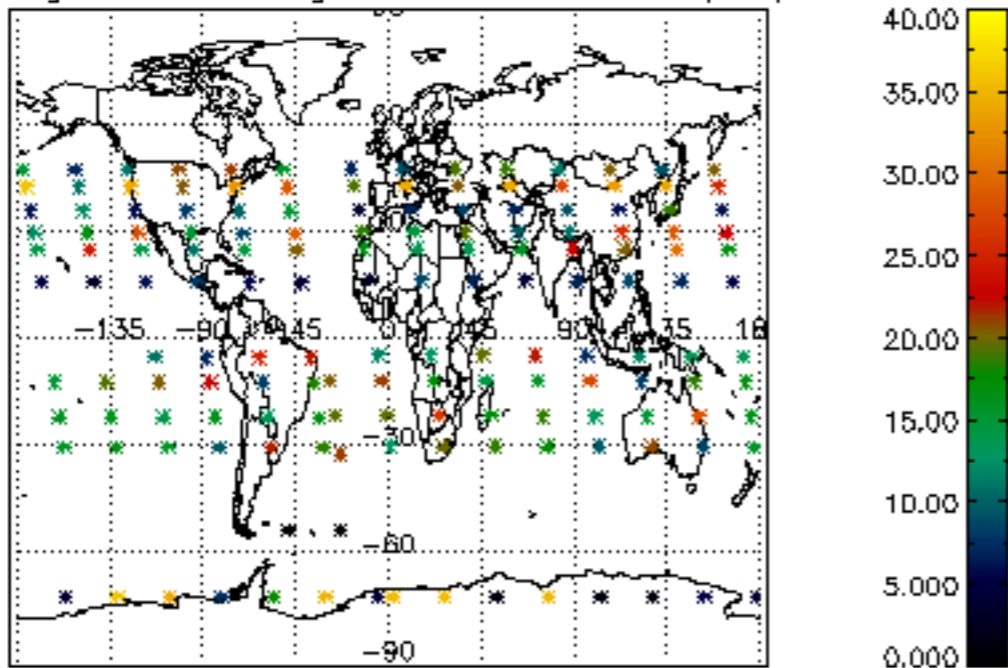
Percentage of cosmic ray hits per profile



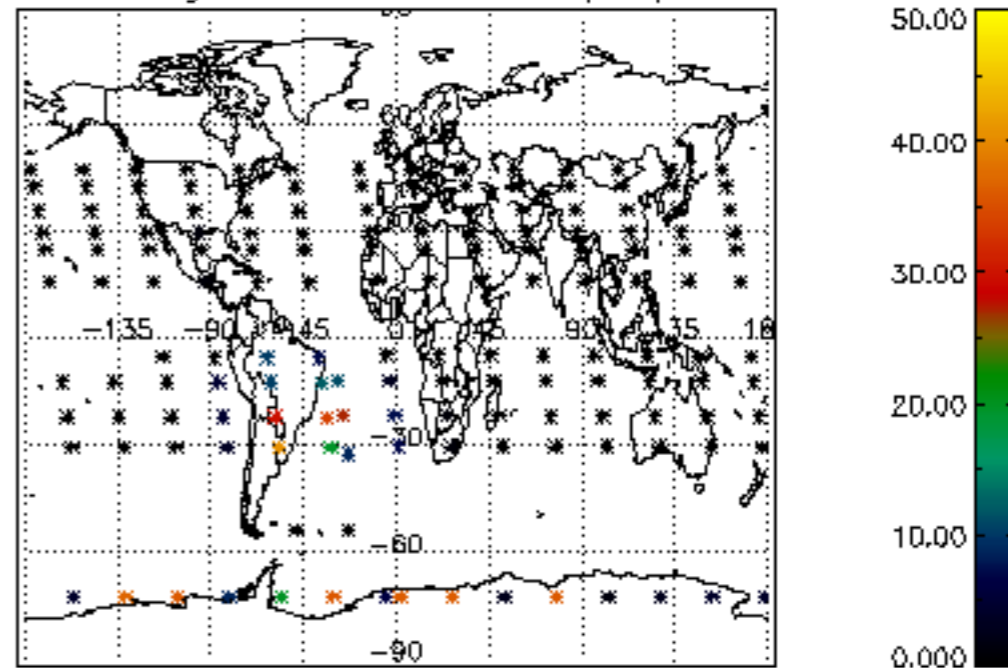
Percentage of datation errors per profile



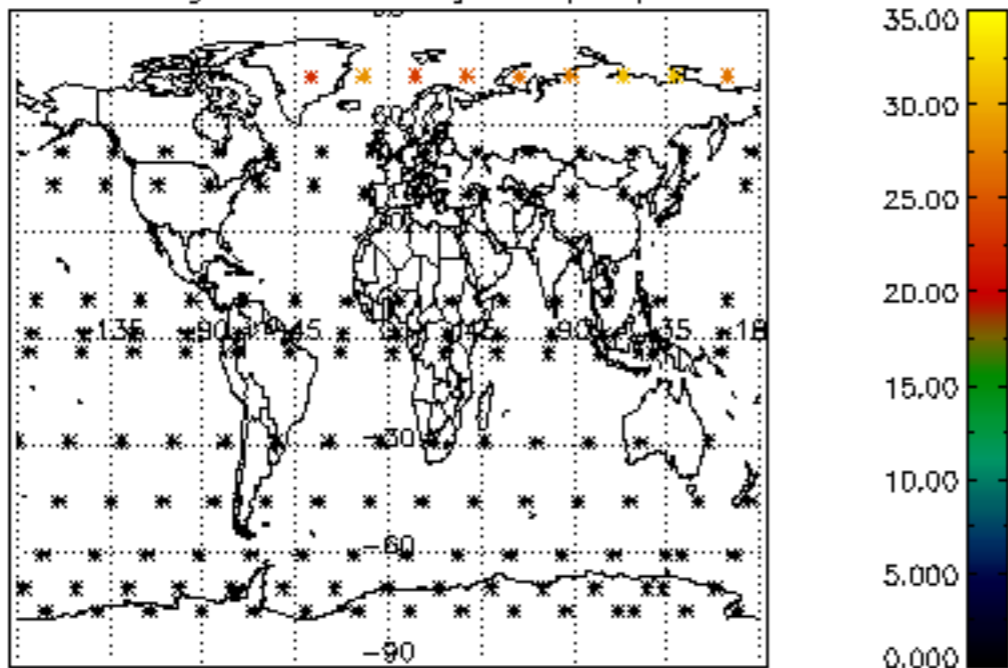
Percentage of star falling outside central band per profile



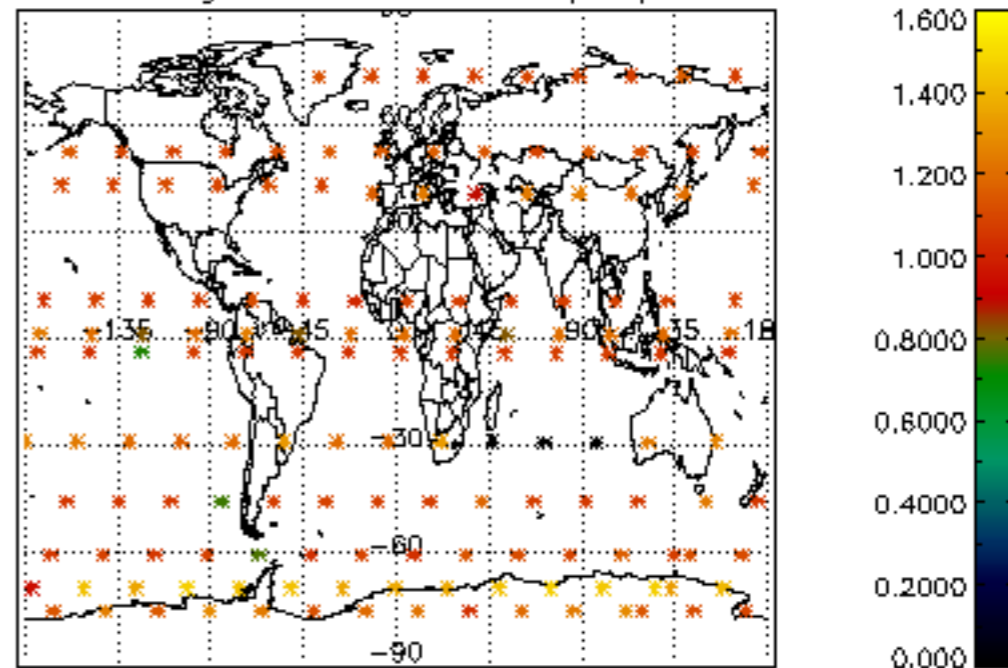
Percentage of saturation errors per profile



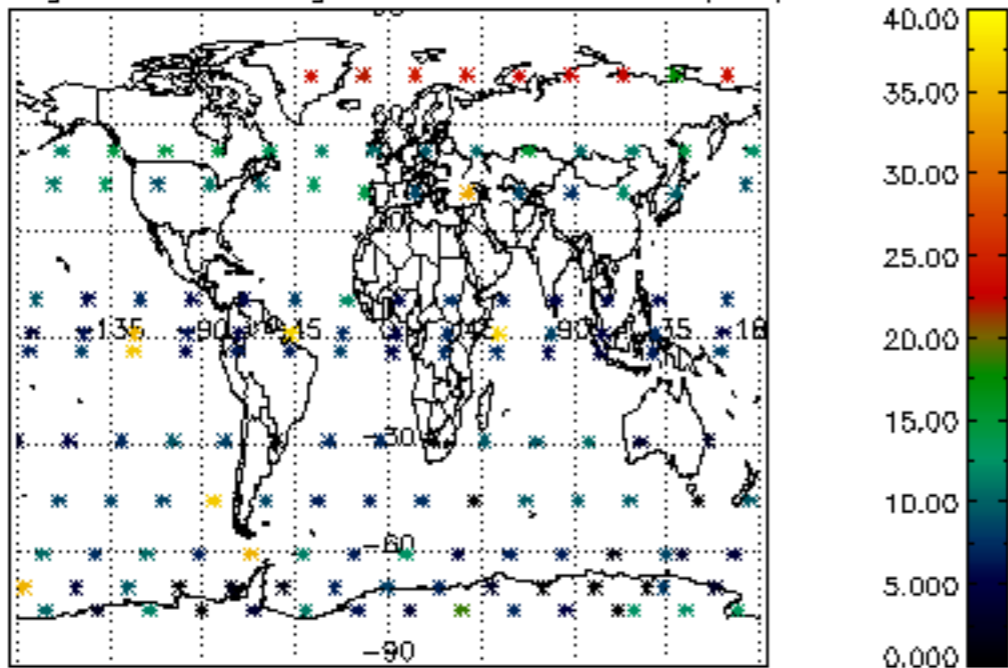
Percentage of cosmic ray hits per profile



Percentage of datation errors per profile



Percentage of star falling outside central band per profile



Percentage of saturation errors per profile

