

# GOMOS Level 2 Daily Report

## SUMMARY

### [1. General Info](#)

### [2. Summary of processed GOM\\_NL\\_2P products](#)

### [3. Level 2 Quality information per product](#)

#### [3.1 Plot of level 2 quality information per product \(time dependant\)](#)

#### [3.2 Plot of level 2 quality information per product \(world map\)](#)

### [4. Level 1 Quality information per product \(stored on level 2 products\)](#)

#### [4.1 Plot of level 1 quality information per product \(time dependant\)](#)

##### [4.1.1 Plot of level 1 quality information per product \(time dependant\): ASCENDING](#)

##### [4.1.2 Plot of level 1 quality information per product \(time dependant\): DESCENDING](#)

#### [4.2 Plot of level 1 quality information per product \(world map\)](#)

##### [4.2.1 Plot of level 1 quality information per product \(world map\): ASCENDING](#)

##### [4.2.2 Plot of level 1 quality information per product \(world map\): DESCENDING](#)

### [5. Ozone profiles based on quality statistics and other trace gas profiles](#)

#### [5.1 Ozone statistics based on quality of products](#)

#### [5.2 Plot ozone profiles for all STD \(dark without errors\)](#)

#### [5.3 Plot ozone profiles where STD < 20% \(dark without errors\)](#)

#### [5.4. Plot ozone profiles where STD < 10% \(dark without errors\)](#)

#### [5.5. Plot ozone profiles where STD < 5% \(dark without errors\)](#)

#### [5.6 Plot NO2 profiles for all STD \(dark without errors\)](#)

#### [5.7 Plot NO3 profiles for all STD \(dark without errors\)](#)

#### [5.8 Plot H2O profiles \(only for occultations of stars 1,2,3,4,13,14,16,26,63 dark without errors\) for all STD](#)

### [6. Auxiliary Data Files used for the production reported in section 2](#)

This report presents the daily analysis on parameters extracted from GOMOS level 2 data (GOM\_NL\_\_2P). It is intended to monitor some important parameters that will impact the quality of these products. A list of level 2 products (and content) that have arrived during the reporting day to the PCF is also given.

Item	Value
Time of report generation	26APR2013 17:39:09
Data source version	GOMOS/6.01
Start time of products	26-02-2010 (26FEB2010 00:00:00)
Stop time of products	27-02-2010 (27FEB2010 00:00:00)
Store outputs in DB	Yes
Nb of level 2 prods	300
Nb of prods with errors	0

## 2. Summary of processed GOM\_NL\_\_2P products.

Nr	Filename	UTC Start time	Limb	Duration	Star Id	Star Name	Star Mag	Star Temp	Nb Meas	Orbit	Prod. error
1	GOM_NL__2PRFIN20100226_000108_000000442087_00145_41782_6787.N1	26-FEB-2010 00:01:08	Bright	44.000	22	32Alp Leo	1.3600	15200.	88	41782	No
2	GOM_NL__2PRFIN20100226_000428_000000412087_00145_41782_6788.N1	26-FEB-2010 00:04:28	Bright	40.500	166	17Eps Leo	2.9800	6000.0	81	41782	No
3	GOM_NL__2PRFIN20100226_001305_000000462087_00145_41782_6789.N1	26-FEB-2010 00:13:05	Bright	46.000	174	52Psi UMa	3.0040	4400.0	92	41782	No
4	GOM_NL__2PRFIN20100226_001540_000000432087_00145_41782_6790.N1	26-FEB-2010 00:15:40	Bright	42.500	82	48Bet UMa	2.3650	10600.	85	41782	No
5	GOM_NL__2PRFIN20100226_002403_000000412087_00145_41782_6791.N1	26-FEB-2010 00:24:03	Bright	40.500	60	7Bet UMi	2.0810	3950.0	81	41782	No
6	GOM_NL__2PRFIN20100226_002849_000000462087_00145_41782_6792.N1	26-FEB-2010 00:28:49	Bright	45.500	119	14Eta Dra	2.7270	4700.0	91	41782	No
7	GOM_NL__2PRFIN20100226_003303_000000462087_00145_41782_6793.N1	26-FEB-2010 00:33:03	Bright	45.500	130	23Bet Dra	2.7990	5800.0	91	41782	No
8	GOM_NL__2PRFIN20100226_003754_000000442087_00145_41782_6794.N1	26-FEB-2010 00:37:54	Bright	44.000	5	3Alp Lyr	0.033000	11000.	88	41782	No
9	GOM_NL__2PRFIN20100226_004518_000000372087_00145_41782_6795.N1	26-FEB-2010 00:45:18	Bright	36.500	168	17Zet Aql	2.9860	11000.	73	41782	No
10	GOM_NL__2PRFIN20100226_005044_000000612087_00145_41782_6796.N1	26-FEB-2010 00:50:44	Twilight	61.000	126	60Bet Oph	2.7700	4250.0	122	41782	No
11	GOM_NL__2PRFIN20100226_005725_000000482087_00145_41782_6797.N1	26-FEB-2010 00:57:25	Dark	48.000	137	22Lam Sgr	2.8240	4400.0	96	41782	No
12	GOM_NL__2PRFIN20100226_005948_000000442087_00145_41782_6798.N1	26-FEB-2010 00:59:48	Dark	43.500	38	20Eps Sgr	1.8360	11000.	87	41782	No
13	GOM_NL__2PRFIN20100226_010421_000000642087_00145_41782_6799.N1	26-FEB-2010 01:04:21	Dark	63.500	75	26Eps Sco	2.2910	4250.0	127	41782	No
14	GOM_NL__2PRFIN20100226_011014_000000492087_00146_41783_6788.N1	26-FEB-2010 01:10:14	Dark	49.000	131	Gam Lup	2.8000	26000.	98	41783	No
15	GOM_NL__2PRFIN20100226_011256_000000432087_00146_41783_6789.N1	26-FEB-2010 01:12:56	Dark	43.000	4	Alp1Cen	-0.010000	5800.0	86	41783	No
16	GOM_NL__2PRFIN20100226_011416_000000532087_00146_41783_6790.N1	26-FEB-2010 01:14:16	Dark	53.000	10	Bet Cen	0.61000	28000.	106	41783	No
17	GOM_NL__2PRFIN20100226_011558_000000432087_00146_41783_6791.N1	26-FEB-2010 01:15:58	Dark	42.500	77	Eps Cen	2.3030	28000.	85	41783	No
18	GOM_NL__2PRFIN20100226_011756_000000452087_00146_41783_6792.N1	26-FEB-2010 01:17:56	Dark	45.000	26	Gam Cru	1.6240	2900.0	90	41783	No
19	GOM_NL__2PRFIN20100226_011915_000000452087_00146_41783_6793.N1	26-FEB-2010 01:19:15	Dark	45.000	64	Gam Cen	2.2000	10600.	90	41783	No
20	GOM_NL__2PRFIN20100226_013520_000000432087_00146_41783_6794.N1	26-FEB-2010 01:35:20	Twilight	42.500	48	30Alp Hya	1.9770	4100.0	85	41783	No
21	GOM_NL__2PRFIN20100226_014143_000000462087_00146_41783_6795.N1	26-FEB-2010 01:41:43	Bright	45.500	22	32Alp Leo	1.3600	15200.	91	41783	No
22	GOM_NL__2PRFIN20100226_014503_000000422087_00146_41783_6796.N1	26-FEB-2010 01:45:03	Bright	41.500	166	17Eps Leo	2.9800	6000.0	83	41783	No
23	GOM_NL__2PRFIN20100226_015340_000000462087_00146_41783_6797.N1	26-FEB-2010 01:53:40	Bright	46.000	174	52Psi UMa	3.0040	4400.0	92	41783	No
24	GOM_NL__2PRFIN20100226_015615_000000432087_00146_41783_6798.N1	26-FEB-2010 01:56:15	Bright	42.500	82	48Bet UMa	2.3650	10600.	85	41783	No
25	GOM_NL__2PRFIN20100226_020438_000000392087_00146_41783_6799.N1	26-FEB-2010 02:04:38	Bright	39.000	60	7Bet UMi	2.0810	3950.0	78	41783	No
26	GOM_NL__2PRFIN20100226_020924_000000462087_00146_41783_6800.N1	26-FEB-2010 02:09:24	Bright	46.000	119	14Eta Dra	2.7270	4700.0	92	41783	No
27	GOM_NL__2PRFIN20100226_021339_000000422087_00146_41783_6801.N1	26-FEB-2010 02:13:39	Bright	41.500	130	23Bet Dra	2.7990	5800.0	83	41783	No
28	GOM_NL__2PRFIN20100226_021830_000000432087_00146_41783_6802.N1	26-FEB-2010 02:18:30	Bright	43.000	5	3Alp Lyr	0.033000	11000.	86	41783	No
29	GOM_NL__2PRFIN20100226_022554_000000392087_00146_41783_6803.N1	26-FEB-2010 02:25:54	Bright	38.500	168	17Zet Aql	2.9860	11000.	77	41783	No
30	GOM_NL__2PRFIN20100226_023121_000000602087_00146_41783_6804.N1	26-FEB-2010 02:31:21	Twilight	60.000	126	60Bet Oph	2.7700	4250.0	120	41783	No
31	GOM_NL__2PRFIN20100226_024025_000000452087_00146_41783_6805.N1	26-FEB-2010 02:40:25	Dark	45.000	38	20Eps Sgr	1.8360	11000.	90	41783	No
32	GOM_NL__2PRFIN20100226_024305_000000452087_00146_41783_6806.N1	26-FEB-2010 02:43:05	Dark	45.000	25	35Lam Sco	1.6200	28000.	90	41783	No
33	GOM_NL__2PRFIN20100226_024459_000000512087_00146_41783_6807.N1	26-FEB-2010 02:44:59	Dark	51.000	75	26Eps Sco	2.2910	4250.0	102	41783	No
34	GOM_NL__2PRFIN20100226_025051_000000482087_00147_41784_6796.N1	26-FEB-2010 02:50:51	Dark	48.000	131	Gam Lup	2.8000	26000.	96	41784	No
35	GOM_NL__2PRFIN20100226_025332_000000422087_00147_41784_6797.N1	26-FEB-2010 02:53:32	Dark	42.000	4	Alp1Cen	-0.010000	5800.0	84	41784	No
36	GOM_NL__2PRFIN20100226_025452_000000432087_00147_41784_6798.N1	26-FEB-2010 02:54:52	Dark	42.500	10	Bet Cen	0.61000	28000.	85	41784	No
37	GOM_NL__2PRFIN20100226_025635_000000432087_00147_41784_6799.N1	26-FEB-2010 02:56:35	Dark	42.500	77	Eps Cen	2.3030	28000.	85	41784	No
38	GOM_NL__2PRFIN20100226_025832_000000472087_00147_41784_6800.N1	26-FEB-2010 02:58:32	Dark	46.500	26	Gam Cru	1.6240	2900.0	93	41784	No
39	GOM_NL__2PRFIN20100226_025951_000000452087_00147_41784_6801.N1	26-FEB-2010 02:59:51	Dark	45.000	64	Gam Cen	2.2000	10600.	90	41784	No
40	GOM_NL__2PRFIN20100226_031556_000000452087_00147_41784_6802.N1	26-FEB-2010 03:15:56	Twilight	45.000	48	30Alp Hya	1.9770	4100.0	90	41784	No
41	GOM_NL__2PRFIN20100226_032219_000000472087_00147_41784_6803.N1	26-FEB-2010 03:22:19	Bright	46.500	22	32Alp Leo	1.3600	15200.	93	41784	No
42	GOM_NL__2PRFIN20100226_032539_000000432087_00147_41784_6804.N1	26-FEB-2010 03:25:39	Bright	43.000	166	17Eps Leo	2.9800	6000.0	86	41784	No

43	GOM_NL__2PRFIN20100226_033415_000000482087_00147_41784_6805.N1	26-FEB-2010 03:34:15	Bright	48.000	174	52Psi UMa	3.0040	4400.0	96	41784	No
44	GOM_NL__2PRFIN20100226_033651_000000432087_00147_41784_6806.N1	26-FEB-2010 03:36:51	Bright	43.000	82	48Bet UMa	2.3650	10600.	86	41784	No
45	GOM_NL__2PRFIN20100226_033820_000000282087_00147_41784_6807.N1	26-FEB-2010 03:38:20	Twilight	28.000	87	64Gam UMa	2.4330	11000.	56	41784	No
46	GOM_NL__2PRFIN20100226_034514_000000432087_00147_41784_6808.N1	26-FEB-2010 03:45:14	Bright	43.000	60	7Bet UMi	2.0810	3950.0	86	41784	No
47	GOM_NL__2PRFIN20100226_035000_000000472087_00147_41784_6809.N1	26-FEB-2010 03:50:00	Bright	47.000	119	14Eta Dra	2.7270	4700.0	94	41784	No
48	GOM_NL__2PRFIN20100226_035415_000000442087_00147_41784_6810.N1	26-FEB-2010 03:54:15	Bright	43.500	130	23Bet Dra	2.7990	5800.0	87	41784	No
49	GOM_NL__2PRFIN20100226_035655_000000532087_00147_41784_6811.N1	26-FEB-2010 03:56:55	Bright	53.000	144	18Del Cyg	2.8600	11000.	106	41784	No
50	GOM_NL__2PRFIN20100226_035906_000000382087_00147_41784_6812.N1	26-FEB-2010 03:59:06	Bright	38.000	5	3Alp Lyr	0.033000	11000.	76	41784	No
51	GOM_NL__2PRFIN20100226_040630_000000492087_00147_41784_6813.N1	26-FEB-2010 04:06:30	Bright	49.000	168	17Zet Aql	2.9860	11000.	98	41784	No
52	GOM_NL__2PRFIN20100226_041157_000000602087_00147_41784_6814.N1	26-FEB-2010 04:11:57	Twilight	60.000	126	60Bet Oph	2.7700	4250.0	120	41784	No
53	GOM_NL__2PRFIN20100226_041838_000000472087_00147_41784_6815.N1	26-FEB-2010 04:18:38	Dark	46.500	137	22Lam Sgr	2.8240	4400.0	93	41784	No
54	GOM_NL__2PRFIN20100226_042101_000000432087_00147_41784_6816.N1	26-FEB-2010 04:21:01	Dark	42.500	38	20Eps Sgr	1.8360	11000.	85	41784	No
55	GOM_NL__2PRFIN20100226_042342_000000502087_00147_41784_6817.N1	26-FEB-2010 04:23:42	Dark	49.500	25	35Lam Sco	1.6200	28000.	99	41784	No
56	GOM_NL__2PRFIN20100226_042535_000000482087_00147_41784_6818.N1	26-FEB-2010 04:25:35	Dark	48.000	75	26Eps Sco	2.2910	4250.0	96	41784	No
57	GOM_NL__2PRFIN20100226_043128_000000502087_00148_41785_6804.N1	26-FEB-2010 04:31:28	Dark	50.000	131	Gam Lup	2.8000	26000.	100	41785	No
58	GOM_NL__2PRFIN20100226_043409_000000472087_00148_41785_6805.N1	26-FEB-2010 04:34:09	Dark	46.500	4	Alp1Cen	-0.010000	5800.0	93	41785	No
59	GOM_NL__2PRFIN20100226_043528_000000502087_00148_41785_6806.N1	26-FEB-2010 04:35:28	Dark	49.500	10	Bet Cen	0.61000	28000.	99	41785	No
60	GOM_NL__2PRFIN20100226_043711_000000432087_00148_41785_6807.N1	26-FEB-2010 04:37:11	Dark	43.000	77	Eps Cen	2.3030	28000.	86	41785	No
61	GOM_NL__2PRFIN20100226_043908_000000482087_00148_41785_6808.N1	26-FEB-2010 04:39:08	Dark	47.500	26	Gam Cru	1.6240	2900.0	95	41785	No
62	GOM_NL__2PRFIN20100226_044028_000000492087_00148_41785_6809.N1	26-FEB-2010 04:40:28	Dark	48.500	64	Gam Cen	2.2000	10600.	97	41785	No
63	GOM_NL__2PRFIN20100226_045631_000000452087_00148_41785_6810.N1	26-FEB-2010 04:56:31	Twilight	45.000	48	30Alp Hya	1.9770	4100.0	90	41785	No
64	GOM_NL__2PRFIN20100226_050255_000000472087_00148_41785_6811.N1	26-FEB-2010 05:02:55	Bright	47.000	22	32Alp Leo	1.3600	15200.	94	41785	No
65	GOM_NL__2PRFIN20100226_050615_000000402087_00148_41785_6812.N1	26-FEB-2010 05:06:15	Bright	40.000	166	17Eps Leo	2.9800	6000.0	80	41785	No
66	GOM_NL__2PRFIN20100226_051450_000000482087_00148_41785_6813.N1	26-FEB-2010 05:14:50	Bright	47.500	174	52Psi UMa	3.0040	4400.0	95	41785	No
67	GOM_NL__2PRFIN20100226_051726_000000432087_00148_41785_6814.N1	26-FEB-2010 05:17:26	Bright	42.500	82	48Bet UMa	2.3650	10600.	85	41785	No
68	GOM_NL__2PRFIN20100226_051856_000000282087_00148_41785_6815.N1	26-FEB-2010 05:18:56	Twilight	28.000	87	64Gam UMa	2.4330	11000.	56	41785	No
69	GOM_NL__2PRFIN20100226_052549_000000422087_00148_41785_6816.N1	26-FEB-2010 05:25:49	Bright	41.500	60	7Bet UMi	2.0810	3950.0	83	41785	No
70	GOM_NL__2PRFIN20100226_053035_000000462087_00148_41785_6817.N1	26-FEB-2010 05:30:35	Bright	45.500	119	14Eta Dra	2.7270	4700.0	91	41785	No
71	GOM_NL__2PRFIN20100226_053451_000000462087_00148_41785_6818.N1	26-FEB-2010 05:34:51	Bright	46.000	130	23Bet Dra	2.7990	5800.0	92	41785	No
72	GOM_NL__2PRFIN20100226_053731_000000342087_00148_41785_6819.N1	26-FEB-2010 05:37:31	Bright	34.000	144	18Del Cyg	2.8600	11000.	68	41785	No
73	GOM_NL__2PRFIN20100226_053942_000000392087_00148_41785_6820.N1	26-FEB-2010 05:39:42	Bright	39.000	5	3Alp Lyr	0.033000	11000.	78	41785	No
74	GOM_NL__2PRFIN20100226_054706_000000372087_00148_41785_6821.N1	26-FEB-2010 05:47:06	Bright	37.000	168	17Zet Aql	2.9860	11000.	74	41785	No
75	GOM_NL__2PRFIN20100226_055234_000000592087_00148_41785_6822.N1	26-FEB-2010 05:52:34	Straylight	59.000	126	60Bet Oph	2.7700	4250.0	118	41785	No
76	GOM_NL__2PRFIN20100226_055914_000000432087_00148_41785_6823.N1	26-FEB-2010 05:59:14	Dark	42.500	137	22Lam Sgr	2.8240	4400.0	85	41785	No
77	GOM_NL__2PRFIN20100226_060138_000000432087_00148_41785_6824.N1	26-FEB-2010 06:01:38	Dark	43.000	38	20Eps Sgr	1.8360	11000.	86	41785	No
78	GOM_NL__2PRFIN20100226_060419_000000452087_00148_41785_6825.N1	26-FEB-2010 06:04:19	Dark	44.500	25	35Lam Sco	1.6200	28000.	89	41785	No
79	GOM_NL__2PRFIN20100226_060613_000000522087_00148_41785_6826.N1	26-FEB-2010 06:06:13	Dark	52.000	75	26Eps Sco	2.2910	4250.0	104	41785	No
80	GOM_NL__2PRFIN20100226_061205_000000502087_00149_41786_6812.N1	26-FEB-2010 06:12:05	Dark	50.000	131	Gam Lup	2.8000	26000.	100	41786	No
81	GOM_NL__2PRFIN20100226_061446_000000432087_00149_41786_6813.N1	26-FEB-2010 06:14:46	Dark	43.000	4	Alp1Cen	-0.010000	5800.0	86	41786	No
82	GOM_NL__2PRFIN20100226_061605_000000522087_00149_41786_6814.N1	26-FEB-2010 06:16:05	Dark	52.000	10	Bet Cen	0.61000	28000.	104	41786	No
83	GOM_NL__2PRFIN20100226_061748_000000432087_00149_41786_6815.N1	26-FEB-2010 06:17:48	Dark	43.000	77	Eps Cen	2.3030	28000.	86	41786	No
84	GOM_NL__2PRFIN20100226_061945_000000572087_00149_41786_6816.N1	26-FEB-2010 06:19:45	Dark	56.500	26	Gam Cru	1.6240	2900.0	113	41786	No
85	GOM_NL__2PRFIN20100226_062104_000000482087_00149_41786_6817.N1	26-FEB-2010 06:21:04	Dark	47.500	64	Gam Cen	2.2000	10600.	95	41786	No
86	GOM_NL__2PRFIN20100226_063707_000000492087_00149_41786_6818.N1	26-FEB-2010 06:37:07	Twilight	48.500	48	30Alp Hya	1.9770	4100.0	97	41786	No
87	GOM_NL__2PRFIN20100226_064331_000000452087_00149_41786_6819.N1	26-FEB-2010 06:43:31	Bright	44.500	22	32Alp Leo	1.3600	15200.	89	41786	No
88	GOM_NL__2PRFIN20100226_064651_000000392087_00149_41786_6820.N1	26-FEB-2010 06:46:51	Bright	38.500	166	17Eps Leo	2.9800	6000.0	77	41786	No
89	GOM_NL__2PRFIN20100226_065526_000000492087_00149_41786_6821.N1	26-FEB-2010 06:55:26	Bright	48.500	174	52Psi UMa	3.0040	4400.0	97	41786	No
90	GOM_NL__2PRFIN20100226_065802_000000422087_00149_41786_6822.N1	26-FEB-2010 06:58:02	Bright	42.000	82	48Bet UMa	2.3650	10600.	84	41786	No
91	GOM_NL__2PRFIN20100226_065931_000000312087_00149_41786_6823.N1	26-FEB-2010 06:59:31	Twilight	31.000	87	64Gam UMa	2.4330	11000.	62	41786	No
92	GOM_NL__2PRFIN20100226_070625_000000372087_00149_41786_6824.N1	26-FEB-2010 07:06:25	Bright	36.500	60	7Bet UMi	2.0810	3950.0	73	41786	No
93	GOM_NL__2PRFIN20100226_071111_000000442087_00149_41786_6825.N1	26-FEB-2010 07:11:11	Bright	44.000	119	14Eta Dra	2.7270	4700.0	88	41786	No
94	GOM_NL__2PRFIN20100226_071526_000000462087_00149_41786_6826.N1	26-FEB-2010 07:15:26	Bright	45.500	130	23Bet Dra	2.7990	5800.0	91	41786	No
95	GOM_NL__2PRFIN20100226_071808_000000342087_00149_41786_6827.N1	26-FEB-2010 07:18:08	Bright	33.500	144	18Del Cyg	2.8600	11000.	67	41786	No
96	GOM_NL__2PRFIN20100226_072018_000000422087_00149_41786_6828.N1	26-FEB-2010 07:20:18	Bright	42.000	5	3Alp Lyr	0.033000	11000.	84	41786	No
97	GOM_NL__2PRFIN20100226_072743_000000562087_00149_41786_6829.N1	26-FEB-2010 07:27:43	Bright	56.000	168	17Zet Aql	2.9860	11000.	112	41786	No
98	GOM_NL__2PRFIN20100226_073311_000000622087_00149_41786_6830.N1	26-FEB-2010 07:33:11	Straylight	61.500	126	60Bet Oph	2.7700	4250.0	123	41786	No
99	GOM_NL__2PRFIN20100226_073951_000000462087_00149_41786_6831.N1	26-FEB-2010 07:39:51	Dark	45.500	137	22Lam Sgr	2.8240	4400.0	91	41786	No
100	GOM_NL__2PRFIN20100226_074214_000000442087_00149_41786_6832.N1	26-FEB-2010 07:42:14	Dark	44.000	38	20Eps Sgr	1.8360	11000.	88	41786	No
101	GOM_NL__2PRFIN20100226_074455_000000452087_00149_41786_6833.N1	26-FEB-2010 07:44:55	Dark	44.500	25	35Lam Sco	1.6200	28000.	89	41786	No

102	GOM_NL__2PRFIN20100226_074650_000000552087_00149_41786_6834.N1	26-FEB-2010 07:46:50	Dark	54.500	75	26Eps Sco	2.2910	4250.0	109	41786	No
103	GOM_NL__2PRFIN20100226_093319_000000492087_00151_41788_6849.N1	26-FEB-2010 09:33:19	Dark	48.500	131	Gam Lup	2.8000	26000.	97	41788	No
104	GOM_NL__2PRFIN20100226_093559_000000442087_00151_41788_6850.N1	26-FEB-2010 09:35:59	Dark	43.500	4	Alp1Cen	-0.010000	5800.0	87	41788	No
105	GOM_NL__2PRFIN20100226_093718_000000512087_00151_41788_6851.N1	26-FEB-2010 09:37:18	Dark	51.000	10	Bet Cen	0.61000	28000.	102	41788	No
106	GOM_NL__2PRFIN20100226_093901_000000432087_00151_41788_6852.N1	26-FEB-2010 09:39:01	Dark	42.500	77	Eps Cen	2.3030	28000.	85	41788	No
107	GOM_NL__2PRFIN20100226_094058_000000432087_00151_41788_6853.N1	26-FEB-2010 09:40:58	Dark	43.000	26	Gam Cru	1.6240	2900.0	86	41788	No
108	GOM_NL__2PRFIN20100226_094218_000000442087_00151_41788_6854.N1	26-FEB-2010 09:42:18	Dark	44.000	64	Gam Cen	2.2000	10600.	88	41788	No
109	GOM_NL__2PRFIN20100226_095820_000000472087_00151_41788_6855.N1	26-FEB-2010 09:58:20	Twilight	46.500	48	30Alp Hya	1.9770	4100.0	93	41788	No
110	GOM_NL__2PRFIN20100226_100442_000000452087_00151_41788_6856.N1	26-FEB-2010 10:04:42	Bright	45.000	22	32Alp Leo	1.3600	15200.	90	41788	No
111	GOM_NL__2PRFIN20100226_100802_000000422087_00151_41788_6857.N1	26-FEB-2010 10:08:02	Bright	41.500	166	17Eps Leo	2.9800	6000.0	83	41788	No
112	GOM_NL__2PRFIN20100226_101636_000000472087_00151_41788_6858.N1	26-FEB-2010 10:16:36	Bright	46.500	174	52Psi UMa	3.0040	4400.0	93	41788	No
113	GOM_NL__2PRFIN20100226_101912_000000462087_00151_41788_6859.N1	26-FEB-2010 10:19:12	Bright	46.000	82	48Bet UMa	2.3650	10600.	92	41788	No
114	GOM_NL__2PRFIN20100226_102041_000000352087_00151_41788_6860.N1	26-FEB-2010 10:20:41	Bright	35.000	87	64Gam UMa	2.4330	11000.	70	41788	No
115	GOM_NL__2PRFIN20100226_102736_000000422087_00151_41788_6861.N1	26-FEB-2010 10:27:36	Bright	42.000	60	7Bet UMi	2.0810	3950.0	84	41788	No
116	GOM_NL__2PRFIN20100226_103222_000000462087_00151_41788_6862.N1	26-FEB-2010 10:32:22	Bright	45.500	119	14Eta Dra	2.7270	4700.0	91	41788	No
117	GOM_NL__2PRFIN20100226_103638_000000472087_00151_41788_6863.N1	26-FEB-2010 10:36:38	Bright	46.500	130	23Bet Dra	2.7990	5800.0	93	41788	No
118	GOM_NL__2PRFIN20100226_103920_000000342087_00151_41788_6864.N1	26-FEB-2010 10:39:20	Bright	34.000	144	18Del Cyg	2.8600	11000.	68	41788	No
119	GOM_NL__2PRFIN20100226_104130_000000442087_00151_41788_6865.N1	26-FEB-2010 10:41:30	Bright	43.500	5	3Alp Lyr	0.033000	11000.	87	41788	No
120	GOM_NL__2PRFIN20100226_104855_000000562087_00151_41788_6866.N1	26-FEB-2010 10:48:55	Bright	56.000	168	17Zet Aql	2.9860	11000.	112	41788	No
121	GOM_NL__2PRFIN20100226_105425_000000592087_00151_41788_6867.N1	26-FEB-2010 10:54:25	Straylight	59.000	126	60Bet Oph	2.7700	4250.0	118	41788	No
122	GOM_NL__2PRFIN20100226_110104_000000472087_00151_41788_6868.N1	26-FEB-2010 11:01:04	Dark	46.500	137	22Lam Sgr	2.8240	4400.0	93	41788	No
123	GOM_NL__2PRFIN20100226_110327_000000472087_00151_41788_6869.N1	26-FEB-2010 11:03:27	Dark	47.000	38	20Eps Sgr	1.8360	11000.	94	41788	No
124	GOM_NL__2PRFIN20100226_110609_000000472087_00151_41788_6870.N1	26-FEB-2010 11:06:09	Dark	47.000	25	35Lam Sco	1.6200	28000.	94	41788	No
125	GOM_NL__2PRFIN20100226_110804_000000562087_00151_41788_6871.N1	26-FEB-2010 11:08:04	Dark	55.500	75	26Eps Sco	2.2910	4250.0	111	41788	No
126	GOM_NL__2PRFIN20100226_111356_000000492087_00152_41789_6862.N1	26-FEB-2010 11:13:56	Dark	49.000	131	Gam Lup	2.8000	26000.	98	41789	No
127	GOM_NL__2PRFIN20100226_111635_000000502087_00152_41789_6863.N1	26-FEB-2010 11:16:35	Dark	50.000	4	Alp1Cen	-0.010000	5800.0	100	41789	No
128	GOM_NL__2PRFIN20100226_111755_000000402087_00152_41789_6864.N1	26-FEB-2010 11:17:55	Dark	40.000	10	Bet Cen	0.61000	28000.	80	41789	No
129	GOM_NL__2PRFIN20100226_111938_000000432087_00152_41789_6865.N1	26-FEB-2010 11:19:38	Dark	43.000	77	Eps Cen	2.3030	28000.	86	41789	No
130	GOM_NL__2PRFIN20100226_112134_000000532087_00152_41789_6866.N1	26-FEB-2010 11:21:34	Dark	52.500	26	Gam Cru	1.6240	2900.0	105	41789	No
131	GOM_NL__2PRFIN20100226_112254_000000502087_00152_41789_6867.N1	26-FEB-2010 11:22:54	Dark	50.000	64	Gam Cen	2.2000	10600.	100	41789	No
132	GOM_NL__2PRFIN20100226_113855_000000452087_00152_41789_6868.N1	26-FEB-2010 11:38:55	Twilight	44.500	48	30Alp Hya	1.9770	4100.0	89	41789	No
133	GOM_NL__2PRFIN20100226_114518_000000452087_00152_41789_6869.N1	26-FEB-2010 11:45:18	Bright	45.000	22	32Alp Leo	1.3600	15200.	90	41789	No
134	GOM_NL__2PRFIN20100226_114838_000000412087_00152_41789_6870.N1	26-FEB-2010 11:48:38	Bright	41.000	166	17Eps Leo	2.9800	6000.0	82	41789	No
135	GOM_NL__2PRFIN20100226_115711_000000462087_00152_41789_6871.N1	26-FEB-2010 11:57:11	Bright	46.000	174	52Psi UMa	3.0040	4400.0	92	41789	No
136	GOM_NL__2PRFIN20100226_115948_000000442087_00152_41789_6872.N1	26-FEB-2010 11:59:48	Bright	43.500	82	48Bet UMa	2.3650	10600.	87	41789	No
137	GOM_NL__2PRFIN20100226_120116_000000352087_00152_41789_6873.N1	26-FEB-2010 12:01:16	Bright	35.000	87	64Gam UMa	2.4330	11000.	70	41789	No
138	GOM_NL__2PRFIN20100226_120812_000000422087_00152_41789_6874.N1	26-FEB-2010 12:08:12	Bright	42.000	60	7Bet UMi	2.0810	3950.0	84	41789	No
139	GOM_NL__2PRFIN20100226_121257_000000462087_00152_41789_6875.N1	26-FEB-2010 12:12:57	Bright	45.500	119	14Eta Dra	2.7270	4700.0	91	41789	No
140	GOM_NL__2PRFIN20100226_121713_000000462087_00152_41789_6876.N1	26-FEB-2010 12:17:13	Bright	45.500	130	23Bet Dra	2.7990	5800.0	91	41789	No
141	GOM_NL__2PRFIN20100226_121955_000000362087_00152_41789_6877.N1	26-FEB-2010 12:19:55	Bright	35.500	144	18Del Cyg	2.8600	11000.	71	41789	No
142	GOM_NL__2PRFIN20100226_122206_000000422087_00152_41789_6878.N1	26-FEB-2010 12:22:06	Bright	42.000	5	3Alp Lyr	0.033000	11000.	84	41789	No
143	GOM_NL__2PRFIN20100226_122931_000000562087_00152_41789_6879.N1	26-FEB-2010 12:29:31	Bright	56.000	168	17Zet Aql	2.9860	11000.	112	41789	No
144	GOM_NL__2PRFIN20100226_123502_000000612087_00152_41789_6880.N1	26-FEB-2010 12:35:02	Straylight	60.500	126	60Bet Oph	2.7700	4250.0	121	41789	No
145	GOM_NL__2PRFIN20100226_124141_000000462087_00152_41789_6881.N1	26-FEB-2010 12:41:41	Dark	46.000	137	22Lam Sgr	2.8240	4400.0	92	41789	No
146	GOM_NL__2PRFIN20100226_124404_000000452087_00152_41789_6882.N1	26-FEB-2010 12:44:04	Dark	45.000	38	20Eps Sgr	1.8360	11000.	90	41789	No
147	GOM_NL__2PRFIN20100226_124645_000000442087_00152_41789_6883.N1	26-FEB-2010 12:46:45	Dark	44.000	25	35Lam Sco	1.6200	28000.	88	41789	No
148	GOM_NL__2PRFIN20100226_124841_000000542087_00152_41789_6884.N1	26-FEB-2010 12:48:41	Dark	54.000	75	26Eps Sco	2.2910	4250.0	108	41789	No
149	GOM_NL__2PRFIN20100226_125433_000000492087_00153_41790_6870.N1	26-FEB-2010 12:54:33	Dark	48.500	131	Gam Lup	2.8000	26000.	97	41790	No
150	GOM_NL__2PRFIN20100226_125712_000000492087_00153_41790_6871.N1	26-FEB-2010 12:57:12	Dark	48.500	4	Alp1Cen	-0.010000	5800.0	97	41790	No
151	GOM_NL__2PRFIN20100226_125831_000000402087_00153_41790_6872.N1	26-FEB-2010 12:58:31	Dark	40.000	10	Bet Cen	0.61000	28000.	80	41790	No
152	GOM_NL__2PRFIN20100226_130014_000000432087_00153_41790_6873.N1	26-FEB-2010 13:00:14	Dark	43.000	77	Eps Cen	2.3030	28000.	86	41790	No
153	GOM_NL__2PRFIN20100226_130211_000000562087_00153_41790_6874.N1	26-FEB-2010 13:02:11	Dark	55.500	26	Gam Cru	1.6240	2900.0	111	41790	No
154	GOM_NL__2PRFIN20100226_130331_000000442087_00153_41790_6875.N1	26-FEB-2010 13:03:31	Dark	43.500	64	Gam Cen	2.2000	10600.	87	41790	No
155	GOM_NL__2PRFIN20100226_131931_000000462087_00153_41790_6876.N1	26-FEB-2010 13:19:31	Twilight	46.000	48	30Alp Hya	1.9770	4100.0	92	41790	No
156	GOM_NL__2PRFIN20100226_132553_000000472087_00153_41790_6877.N1	26-FEB-2010 13:25:53	Bright	46.500	22	32Alp Leo	1.3600	15200.	93	41790	No
157	GOM_NL__2PRFIN20100226_132913_000000402087_00153_41790_6878.N1	26-FEB-2010 13:29:13	Bright	40.000	166	17Eps Leo	2.9800	6000.0	80	41790	No
158	GOM_NL__2PRFIN20100226_133746_000000492087_00153_41790_6879.N1	26-FEB-2010 13:37:46	Bright	48.500	174	52Psi UMa	3.0040	4400.0	97	41790	No
159	GOM_NL__2PRFIN20100226_134024_000000422087_00153_41790_6880.N1	26-FEB-2010 13:40:24	Bright	42.000	82	48Bet UMa	2.3650	10600.	84	41790	No
160	GOM_NL__2PRFIN20100226_134151_000000392087_00153_41790_6881.N1	26-FEB-2010 13:41:51	Bright	39.000	87	64Gam UMa	2.4330	11000.	78	41790	No



161	GOM_NL__2PRFIN20100226_134847_000000422087_00153_41790_6882.N1	26-FEB-2010 13:48:47	Bright	42.000	60	7Bet UMi	2.0810	3950.0	84	41790	No
162	GOM_NL__2PRFIN20100226_135333_000000452087_00153_41790_6883.N1	26-FEB-2010 13:53:33	Bright	44.500	119	14Eta Dra	2.7270	4700.0	89	41790	No
163	GOM_NL__2PRFIN20100226_135749_000000492087_00153_41790_6884.N1	26-FEB-2010 13:57:49	Bright	49.000	130	23Bet Dra	2.7990	5800.0	98	41790	No
164	GOM_NL__2PRFIN20100226_140032_000000532087_00153_41790_6885.N1	26-FEB-2010 14:00:32	Bright	53.000	144	18Del Cyg	2.8600	11000.	106	41790	No
165	GOM_NL__2PRFIN20100226_140242_000000392087_00153_41790_6886.N1	26-FEB-2010 14:02:42	Bright	39.000	5	3Alp Lyr	0.033000	11000.	78	41790	No
166	GOM_NL__2PRFIN20100226_141007_000000562087_00153_41790_6887.N1	26-FEB-2010 14:10:07	Bright	56.000	168	17Zet Aql	2.9860	11000.	112	41790	No
167	GOM_NL__2PRFIN20100226_141538_000000522087_00153_41790_6888.N1	26-FEB-2010 14:15:38	Straylight	52.000	126	60Bet Oph	2.7700	4250.0	104	41790	No
168	GOM_NL__2PRFIN20100226_142217_000000492087_00153_41790_6889.N1	26-FEB-2010 14:22:17	Dark	48.500	137	22Lam Sgr	2.8240	4400.0	97	41790	No
169	GOM_NL__2PRFIN20100226_142440_000000442087_00153_41790_6890.N1	26-FEB-2010 14:24:40	Dark	43.500	38	20Eps Sgr	1.8360	11000.	87	41790	No
170	GOM_NL__2PRFIN20100226_142722_000000492087_00153_41790_6891.N1	26-FEB-2010 14:27:22	Dark	48.500	25	35Lam Sco	1.6200	28000.	97	41790	No
171	GOM_NL__2PRFIN20100226_142918_000000512087_00153_41790_6892.N1	26-FEB-2010 14:29:18	Dark	51.000	75	26Eps Sco	2.2910	4250.0	102	41790	No
172	GOM_NL__2PRFIN20100226_143510_000000502087_00154_41791_6878.N1	26-FEB-2010 14:35:10	Dark	49.500	131	Gam Lup	2.8000	26000.	99	41791	No
173	GOM_NL__2PRFIN20100226_143748_000000572087_00154_41791_6879.N1	26-FEB-2010 14:37:48	Dark	57.000	4	Alp1Cen	-0.010000	5800.0	114	41791	No
174	GOM_NL__2PRFIN20100226_143908_000000522087_00154_41791_6880.N1	26-FEB-2010 14:39:08	Dark	51.500	10	Bet Cen	0.61000	28000.	103	41791	No
175	GOM_NL__2PRFIN20100226_144051_000000432087_00154_41791_6881.N1	26-FEB-2010 14:40:51	Dark	42.500	77	Eps Cen	2.3030	28000.	85	41791	No
176	GOM_NL__2PRFIN20100226_144247_000000492087_00154_41791_6882.N1	26-FEB-2010 14:42:47	Dark	49.000	26	Gam Cru	1.6240	2900.0	98	41791	No
177	GOM_NL__2PRFIN20100226_144407_000000452087_00154_41791_6883.N1	26-FEB-2010 14:44:07	Dark	44.500	64	Gam Cen	2.2000	10600.	89	41791	No
178	GOM_NL__2PRFIN20100226_150008_000000472087_00154_41791_6884.N1	26-FEB-2010 15:00:08	Twi_and_stray	46.500	48	30Alp Hya	1.9770	4100.0	93	41791	No
179	GOM_NL__2PRFIN20100226_150629_000000462087_00154_41791_6885.N1	26-FEB-2010 15:06:29	Bright	45.500	22	32Alp Leo	1.3600	15200.	91	41791	No
180	GOM_NL__2PRFIN20100226_150949_000000412087_00154_41791_6886.N1	26-FEB-2010 15:09:49	Bright	41.000	166	17Eps Leo	2.9800	6000.0	82	41791	No
181	GOM_NL__2PRFIN20100226_151821_000000682087_00154_41791_6887.N1	26-FEB-2010 15:18:21	Bright	68.000	174	52Psi UMa	3.0040	4400.0	136	41791	No
182	GOM_NL__2PRFIN20100226_152059_000000422087_00154_41791_6888.N1	26-FEB-2010 15:20:59	Bright	41.500	82	48Bet UMa	2.3650	10600.	83	41791	No
183	GOM_NL__2PRFIN20100226_152226_000000392087_00154_41791_6889.N1	26-FEB-2010 15:22:26	Bright	39.000	87	64Gam UMa	2.4330	11000.	78	41791	No
184	GOM_NL__2PRFIN20100226_152923_000000432087_00154_41791_6890.N1	26-FEB-2010 15:29:23	Bright	42.500	60	7Bet UMi	2.0810	3950.0	85	41791	No
185	GOM_NL__2PRFIN20100226_153408_000000462087_00154_41791_6891.N1	26-FEB-2010 15:34:08	Bright	45.500	119	14Eta Dra	2.7270	4700.0	91	41791	No
186	GOM_NL__2PRFIN20100226_153825_000000442087_00154_41791_6892.N1	26-FEB-2010 15:38:25	Bright	43.500	130	23Bet Dra	2.7990	5800.0	87	41791	No
187	GOM_NL__2PRFIN20100226_154108_000000352087_00154_41791_6893.N1	26-FEB-2010 15:41:08	Bright	34.500	144	18Del Cyg	2.8600	11000.	69	41791	No
188	GOM_NL__2PRFIN20100226_154318_000000442087_00154_41791_6894.N1	26-FEB-2010 15:43:18	Bright	43.500	5	3Alp Lyr	0.033000	11000.	87	41791	No
189	GOM_NL__2PRFIN20100226_155044_000000372087_00154_41791_6895.N1	26-FEB-2010 15:50:44	Bright	37.000	168	17Zet Aql	2.9860	11000.	74	41791	No
190	GOM_NL__2PRFIN20100226_155615_000000522087_00154_41791_6896.N1	26-FEB-2010 15:56:15	Straylight	52.000	126	60Bet Oph	2.7700	4250.0	104	41791	No
191	GOM_NL__2PRFIN20100226_160253_000000432087_00154_41791_6897.N1	26-FEB-2010 16:02:53	Dark	43.000	137	22Lam Sgr	2.8240	4400.0	86	41791	No
192	GOM_NL__2PRFIN20100226_160517_000000442087_00154_41791_6898.N1	26-FEB-2010 16:05:17	Dark	44.000	38	20Eps Sgr	1.8360	11000.	88	41791	No
193	GOM_NL__2PRFIN20100226_160759_000000532087_00154_41791_6899.N1	26-FEB-2010 16:07:59	Dark	52.500	25	35Lam Sco	1.6200	28000.	105	41791	No
194	GOM_NL__2PRFIN20100226_160955_000000642087_00154_41791_6900.N1	26-FEB-2010 16:09:55	Dark	63.500	75	26Eps Sco	2.2910	4250.0	127	41791	No
195	GOM_NL__2PRFIN20100226_161548_000000482087_00155_41792_6886.N1	26-FEB-2010 16:15:48	Dark	48.000	131	Gam Lup	2.8000	26000.	96	41792	No
196	GOM_NL__2PRFIN20100226_161825_000000442087_00155_41792_6887.N1	26-FEB-2010 16:18:25	Dark	44.000	4	Alp1Cen	-0.010000	5800.0	88	41792	No
197	GOM_NL__2PRFIN20100226_161944_000000522087_00155_41792_6888.N1	26-FEB-2010 16:19:44	Dark	51.500	10	Bet Cen	0.61000	28000.	103	41792	No
198	GOM_NL__2PRFIN20100226_162128_000000432087_00155_41792_6889.N1	26-FEB-2010 16:21:28	Dark	43.000	77	Eps Cen	2.3030	28000.	86	41792	No
199	GOM_NL__2PRFIN20100226_162324_000000502087_00155_41792_6890.N1	26-FEB-2010 16:23:24	Dark	50.000	26	Gam Cru	1.6240	2900.0	100	41792	No
200	GOM_NL__2PRFIN20100226_162444_000000442087_00155_41792_6891.N1	26-FEB-2010 16:24:44	Dark	43.500	64	Gam Cen	2.2000	10600.	87	41792	No
201	GOM_NL__2PRFIN20100226_164044_000000502087_00155_41792_6892.N1	26-FEB-2010 16:40:44	Twi_and_stray	49.500	48	30Alp Hya	1.9770	4100.0	99	41792	No
202	GOM_NL__2PRFIN20100226_164705_000000462087_00155_41792_6893.N1	26-FEB-2010 16:47:05	Bright	45.500	22	32Alp Leo	1.3600	15200.	91	41792	No
203	GOM_NL__2PRFIN20100226_165025_000000402087_00155_41792_6894.N1	26-FEB-2010 16:50:25	Bright	40.000	166	17Eps Leo	2.9800	6000.0	80	41792	No
204	GOM_NL__2PRFIN20100226_165857_000000472087_00155_41792_6895.N1	26-FEB-2010 16:58:57	Bright	47.000	174	52Psi UMa	3.0040	4400.0	94	41792	No
205	GOM_NL__2PRFIN20100226_170135_000000622087_00155_41792_6896.N1	26-FEB-2010 17:01:35	Bright	62.000	82	48Bet UMa	2.3650	10600.	124	41792	No
206	GOM_NL__2PRFIN20100226_170302_000000432087_00155_41792_6897.N1	26-FEB-2010 17:03:02	Bright	43.000	87	64Gam UMa	2.4330	11000.	86	41792	No
207	GOM_NL__2PRFIN20100226_170958_000000422087_00155_41792_6898.N1	26-FEB-2010 17:09:58	Bright	42.000	60	7Bet UMi	2.0810	3950.0	84	41792	No
208	GOM_NL__2PRFIN20100226_171444_000000432087_00155_41792_6899.N1	26-FEB-2010 17:14:44	Bright	42.500	119	14Eta Dra	2.7270	4700.0	85	41792	No
209	GOM_NL__2PRFIN20100226_171900_000000462087_00155_41792_6900.N1	26-FEB-2010 17:19:00	Bright	46.000	130	23Bet Dra	2.7990	5800.0	92	41792	No
210	GOM_NL__2PRFIN20100226_172144_000000532087_00155_41792_6901.N1	26-FEB-2010 17:21:44	Bright	53.000	144	18Del Cyg	2.8600	11000.	106	41792	No
211	GOM_NL__2PRFIN20100226_172354_000000432087_00155_41792_6902.N1	26-FEB-2010 17:23:54	Bright	42.500	5	3Alp Lyr	0.033000	11000.	85	41792	No
212	GOM_NL__2PRFIN20100226_173120_000000562087_00155_41792_6903.N1	26-FEB-2010 17:31:20	Bright	56.000	168	17Zet Aql	2.9860	11000.	112	41792	No
213	GOM_NL__2PRFIN20100226_173652_000000442087_00155_41792_6904.N1	26-FEB-2010 17:36:52	Straylight	44.000	126	60Bet Oph	2.7700	4250.0	88	41792	No
214	GOM_NL__2PRFIN20100226_174330_000000452087_00155_41792_6905.N1	26-FEB-2010 17:43:30	Dark	44.500	137	22Lam Sgr	2.8240	4400.0	89	41792	No
215	GOM_NL__2PRFIN20100226_174553_000000452087_00155_41792_6906.N1	26-FEB-2010 17:45:53	Dark	45.000	38	20Eps Sgr	1.8360	11000.	90	41792	No
216	GOM_NL__2PRFIN20100226_174836_000000482087_00155_41792_6907.N1	26-FEB-2010 17:48:36	Dark	47.500	25	35Lam Sco	1.6200	28000.	95	41792	No
217	GOM_NL__2PRFIN20100226_175032_000000512087_00155_41792_6908.N1	26-FEB-2010 17:50:32	Dark	50.500	75	26Eps Sco	2.2910	4250.0	101	41792	No
218	GOM_NL__2PRFIN20100226_175625_000000502087_00156_41793_6894.N1	26-FEB-2010 17:56:25	Dark	49.500	131	Gam Lup	2.8000	26000.	99	41793	No
219	GOM_NL__2PRFIN20100226_175902_000000432087_00156_41793_6895.N1	26-FEB-2010 17:59:02	Dark	43.000	4	Alp1Cen	-0.010000	5800.0	86	41793	No

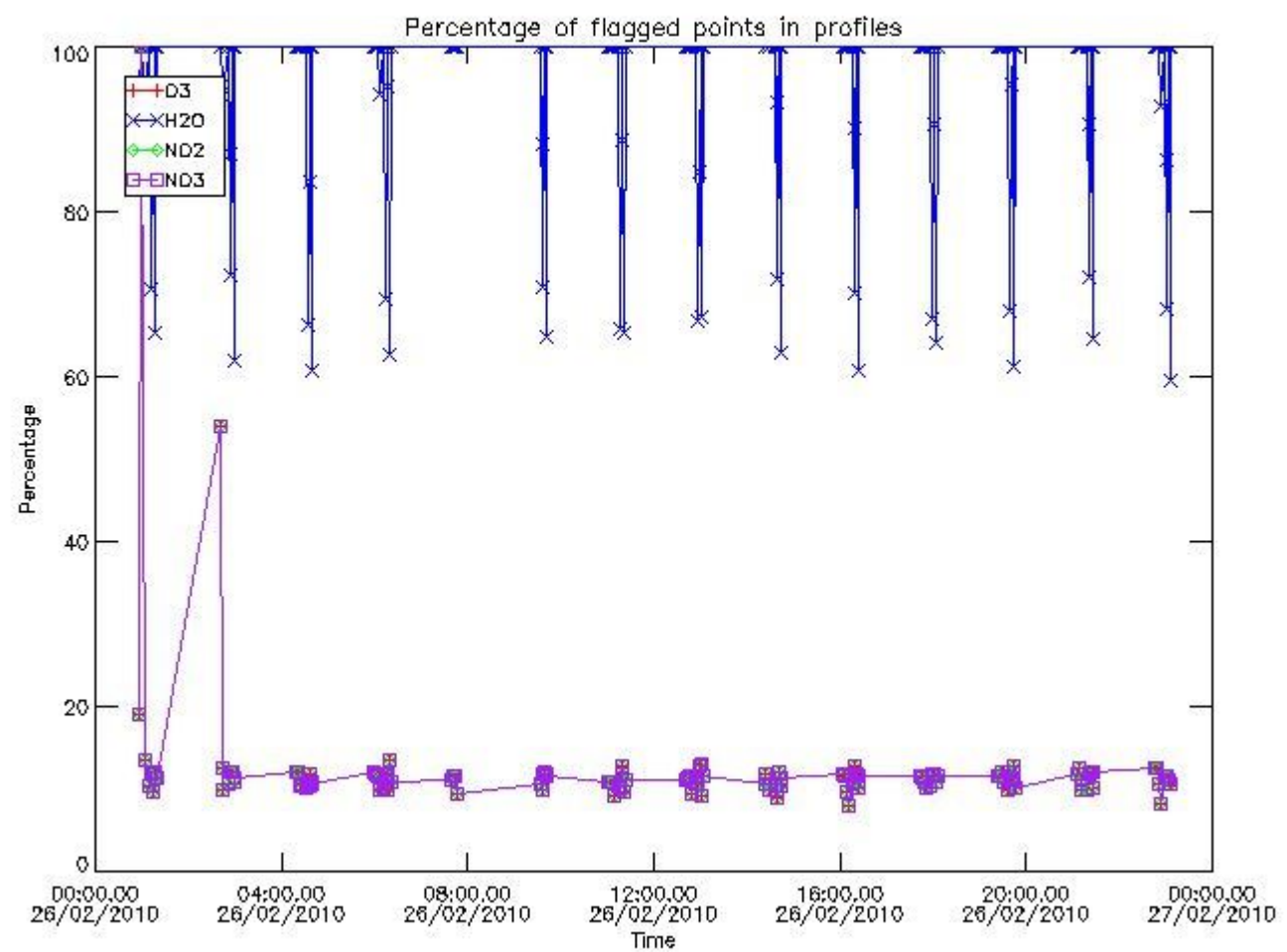
220	GOM_NL__2PRFIN20100226_180021_000000432087_00156_41793_6896.N1	26-FEB-2010 18:00:21	Dark	43.000	10	Bet Cen	0.61000	28000.	86	41793	No
221	GOM_NL__2PRFIN20100226_180205_000000442087_00156_41793_6897.N1	26-FEB-2010 18:02:05	Dark	44.000	77	Eps Cen	2.3030	28000.	88	41793	No
222	GOM_NL__2PRFIN20100226_180400_000000562087_00156_41793_6898.N1	26-FEB-2010 18:04:00	Dark	56.000	26	Gam Cru	1.6240	2900.0	112	41793	No
223	GOM_NL__2PRFIN20100226_180521_000000442087_00156_41793_6899.N1	26-FEB-2010 18:05:21	Dark	44.000	64	Gam Cen	2.2000	10600.	88	41793	No
224	GOM_NL__2PRFIN20100226_182120_000000482087_00156_41793_6900.N1	26-FEB-2010 18:21:20	Twi_and_stray	47.500	48	30Alp Hya	1.9770	4100.0	95	41793	No
225	GOM_NL__2PRFIN20100226_182741_000000452087_00156_41793_6901.N1	26-FEB-2010 18:27:41	Bright	45.000	22	32Alp Leo	1.3600	15200.	90	41793	No
226	GOM_NL__2PRFIN20100226_183101_000000412087_00156_41793_6902.N1	26-FEB-2010 18:31:01	Bright	40.500	166	17Eps Leo	2.9800	6000.0	81	41793	No
227	GOM_NL__2PRFIN20100226_183932_000000482087_00156_41793_6903.N1	26-FEB-2010 18:39:32	Bright	47.500	174	52Psi UMa	3.0040	4400.0	95	41793	No
228	GOM_NL__2PRFIN20100226_184210_000000422087_00156_41793_6904.N1	26-FEB-2010 18:42:10	Bright	42.000	82	48Bet UMa	2.3650	10600.	84	41793	No
229	GOM_NL__2PRFIN20100226_184337_000000432087_00156_41793_6905.N1	26-FEB-2010 18:43:37	Bright	43.000	87	64Gam UMa	2.4330	11000.	86	41793	No
230	GOM_NL__2PRFIN20100226_185034_000000412087_00156_41793_6906.N1	26-FEB-2010 18:50:34	Bright	40.500	60	7Bet UMi	2.0810	3950.0	81	41793	No
231	GOM_NL__2PRFIN20100226_185519_000000442087_00156_41793_6907.N1	26-FEB-2010 18:55:19	Bright	43.500	119	14Eta Dra	2.7270	4700.0	87	41793	No
232	GOM_NL__2PRFIN20100226_185936_000000472087_00156_41793_6908.N1	26-FEB-2010 18:59:36	Bright	46.500	130	23Bet Dra	2.7990	5800.0	93	41793	No
233	GOM_NL__2PRFIN20100226_190220_000000352087_00156_41793_6909.N1	26-FEB-2010 19:02:20	Bright	34.500	144	18Del Cyg	2.8600	11000.	69	41793	No
234	GOM_NL__2PRFIN20100226_190430_000000442087_00156_41793_6910.N1	26-FEB-2010 19:04:30	Bright	44.000	5	3Alp Lyr	0.033000	11000.	88	41793	No
235	GOM_NL__2PRFIN20100226_191156_000000562087_00156_41793_6911.N1	26-FEB-2010 19:11:56	Bright	56.000	168	17Zet Aql	2.9860	11000.	112	41793	No
236	GOM_NL__2PRFIN20100226_191729_000000442087_00156_41793_6912.N1	26-FEB-2010 19:17:29	Straylight	44.000	126	60Bet Oph	2.7700	4250.0	88	41793	No
237	GOM_NL__2PRFIN20100226_192407_000000452087_00156_41793_6913.N1	26-FEB-2010 19:24:07	Dark	44.500	137	22Lam Sgr	2.8240	4400.0	89	41793	No
238	GOM_NL__2PRFIN20100226_192630_000000442087_00156_41793_6914.N1	26-FEB-2010 19:26:30	Dark	44.000	38	20Eps Sgr	1.8360	11000.	88	41793	No
239	GOM_NL__2PRFIN20100226_192913_000000472087_00156_41793_6915.N1	26-FEB-2010 19:29:13	Dark	46.500	25	35Lam Sco	1.6200	28000.	93	41793	No
240	GOM_NL__2PRFIN20100226_193109_000000522087_00156_41793_6916.N1	26-FEB-2010 19:31:09	Dark	51.500	75	26Eps Sco	2.2910	4250.0	103	41793	No
241	GOM_NL__2PRFIN20100226_193702_000000512087_00157_41794_6902.N1	26-FEB-2010 19:37:02	Dark	51.000	131	Gam Lup	2.8000	26000.	102	41794	No
242	GOM_NL__2PRFIN20100226_193938_000000432087_00157_41794_6903.N1	26-FEB-2010 19:39:38	Dark	42.500	4	Alp1Cen	-0.010000	5800.0	85	41794	No
243	GOM_NL__2PRFIN20100226_194058_000000452087_00157_41794_6904.N1	26-FEB-2010 19:40:58	Dark	45.000	10	Bet Cen	0.61000	28000.	90	41794	No
244	GOM_NL__2PRFIN20100226_194241_000000442087_00157_41794_6905.N1	26-FEB-2010 19:42:41	Dark	44.000	77	Eps Cen	2.3030	28000.	88	41794	No
245	GOM_NL__2PRFIN20100226_194437_000000462087_00157_41794_6906.N1	26-FEB-2010 19:44:37	Dark	45.500	26	Gam Cru	1.6240	2900.0	91	41794	No
246	GOM_NL__2PRFIN20100226_194557_000000502087_00157_41794_6907.N1	26-FEB-2010 19:45:57	Dark	49.500	64	Gam Cen	2.2000	10600.	99	41794	No
247	GOM_NL__2PRFIN20100226_200156_000000492087_00157_41794_6908.N1	26-FEB-2010 20:01:56	Twi_and_stray	48.500	48	30Alp Hya	1.9770	4100.0	97	41794	No
248	GOM_NL__2PRFIN20100226_200817_000000462087_00157_41794_6909.N1	26-FEB-2010 20:08:17	Bright	46.000	22	32Alp Leo	1.3600	15200.	92	41794	No
249	GOM_NL__2PRFIN20100226_201137_000000412087_00157_41794_6910.N1	26-FEB-2010 20:11:37	Bright	40.500	166	17Eps Leo	2.9800	6000.0	81	41794	No
250	GOM_NL__2PRFIN20100226_202007_000000452087_00157_41794_6911.N1	26-FEB-2010 20:20:07	Bright	45.000	174	52Psi UMa	3.0040	4400.0	90	41794	No
251	GOM_NL__2PRFIN20100226_202245_000000422087_00157_41794_6912.N1	26-FEB-2010 20:22:45	Bright	42.000	82	48Bet UMa	2.3650	10600.	84	41794	No
252	GOM_NL__2PRFIN20100226_202412_000000462087_00157_41794_6913.N1	26-FEB-2010 20:24:12	Bright	46.000	87	64Gam UMa	2.4330	11000.	92	41794	No
253	GOM_NL__2PRFIN20100226_203110_000000592087_00157_41794_6914.N1	26-FEB-2010 20:31:10	Bright	59.000	60	7Bet UMi	2.0810	3950.0	118	41794	No
254	GOM_NL__2PRFIN20100226_203555_000000482087_00157_41794_6915.N1	26-FEB-2010 20:35:55	Bright	47.500	119	14Eta Dra	2.7270	4700.0	95	41794	No
255	GOM_NL__2PRFIN20100226_204012_000000452087_00157_41794_6916.N1	26-FEB-2010 20:40:12	Bright	45.000	130	23Bet Dra	2.7990	5800.0	90	41794	No
256	GOM_NL__2PRFIN20100226_204256_000000532087_00157_41794_6917.N1	26-FEB-2010 20:42:56	Bright	53.000	144	18Del Cyg	2.8600	11000.	106	41794	No
257	GOM_NL__2PRFIN20100226_204506_000000442087_00157_41794_6918.N1	26-FEB-2010 20:45:06	Bright	44.000	5	3Alp Lyr	0.033000	11000.	88	41794	No
258	GOM_NL__2PRFIN20100226_205232_000000382087_00157_41794_6919.N1	26-FEB-2010 20:52:32	Bright	38.000	168	17Zet Aql	2.9860	11000.	76	41794	No
259	GOM_NL__2PRFIN20100226_205805_000000352087_00157_41794_6920.N1	26-FEB-2010 20:58:05	Straylight	35.000	126	60Bet Oph	2.7700	4250.0	70	41794	No
260	GOM_NL__2PRFIN20100226_210443_000000442087_00157_41794_6921.N1	26-FEB-2010 21:04:43	Dark	43.500	137	22Lam Sgr	2.8240	4400.0	87	41794	No
261	GOM_NL__2PRFIN20100226_210706_000000452087_00157_41794_6922.N1	26-FEB-2010 21:07:06	Dark	45.000	38	20Eps Sgr	1.8360	11000.	90	41794	No
262	GOM_NL__2PRFIN20100226_210949_000000462087_00157_41794_6923.N1	26-FEB-2010 21:09:49	Dark	45.500	25	35Lam Sco	1.6200	28000.	91	41794	No
263	GOM_NL__2PRFIN20100226_211146_000000512087_00157_41794_6924.N1	26-FEB-2010 21:11:46	Dark	51.000	75	26Eps Sco	2.2910	4250.0	102	41794	No
264	GOM_NL__2PRFIN20100226_211739_000000522087_00158_41795_6910.N1	26-FEB-2010 21:17:39	Dark	51.500	131	Gam Lup	2.8000	26000.	103	41795	No
265	GOM_NL__2PRFIN20100226_212015_000000442087_00158_41795_6911.N1	26-FEB-2010 21:20:15	Dark	43.500	4	Alp1Cen	-0.010000	5800.0	87	41795	No
266	GOM_NL__2PRFIN20100226_212134_000000432087_00158_41795_6912.N1	26-FEB-2010 21:21:34	Dark	43.000	10	Bet Cen	0.61000	28000.	86	41795	No
267	GOM_NL__2PRFIN20100226_212318_000000432087_00158_41795_6913.N1	26-FEB-2010 21:23:18	Dark	42.500	77	Eps Cen	2.3030	28000.	85	41795	No
268	GOM_NL__2PRFIN20100226_212513_000000562087_00158_41795_6914.N1	26-FEB-2010 21:25:13	Dark	55.500	26	Gam Cru	1.6240	2900.0	111	41795	No
269	GOM_NL__2PRFIN20100226_212634_000000432087_00158_41795_6915.N1	26-FEB-2010 21:26:34	Dark	42.500	64	Gam Cen	2.2000	10600.	85	41795	No
270	GOM_NL__2PRFIN20100226_214232_000000462087_00158_41795_6916.N1	26-FEB-2010 21:42:32	Twi_and_stray	45.500	48	30Alp Hya	1.9770	4100.0	91	41795	No
271	GOM_NL__2PRFIN20100226_214852_000000452087_00158_41795_6917.N1	26-FEB-2010 21:48:52	Bright	45.000	22	32Alp Leo	1.3600	15200.	90	41795	No
272	GOM_NL__2PRFIN20100226_215212_000000412087_00158_41795_6918.N1	26-FEB-2010 21:52:12	Bright	40.500	166	17Eps Leo	2.9800	6000.0	81	41795	No
273	GOM_NL__2PRFIN20100226_220042_000000482087_00158_41795_6919.N1	26-FEB-2010 22:00:42	Bright	47.500	174	52Psi UMa	3.0040	4400.0	95	41795	No
274	GOM_NL__2PRFIN20100226_220321_000000412087_00158_41795_6920.N1	26-FEB-2010 22:03:21	Bright	40.500	82	48Bet UMa	2.3650	10600.	81	41795	No
275	GOM_NL__2PRFIN20100226_220447_000000462087_00158_41795_6921.N1	26-FEB-2010 22:04:47	Bright	46.000	87	64Gam UMa	2.4330	11000.	92	41795	No
276	GOM_NL__2PRFIN20100226_221145_000000372087_00158_41795_6922.N1	26-FEB-2010 22:11:45	Bright	36.500	60	7Bet UMi	2.0810	3950.0	73	41795	No
277	GOM_NL__2PRFIN20100226_221630_000000462087_00158_41795_6923.N1	26-FEB-2010 22:16:30	Bright	46.000	119	14Eta Dra	2.7270	4700.0	92	41795	No
278	GOM_NL__2PRFIN20100226_222048_000000422087_00158_41795_6924.N1	26-FEB-2010 22:20:48	Bright	42.000	130	23Bet Dra	2.7990	5800.0	84	41795	No

279	GOM_NL__2PRFIN20100226_222331_000000352087_00158_41795_6925.N1	26-FEB-2010 22:23:31	Bright	34.500	144	18Del Cyg	2.8600	11000.	69	41795	No
280	GOM_NL__2PRFIN20100226_222542_000000492087_00158_41795_6926.N1	26-FEB-2010 22:25:42	Bright	49.000	5	3Alp Lyr	0.033000	11000.	98	41795	No
281	GOM_NL__2PRFIN20100226_223308_000000562087_00158_41795_6927.N1	26-FEB-2010 22:33:08	Bright	56.000	168	17Zet Aql	2.9860	11000.	112	41795	No
282	GOM_NL__2PRFIN20100226_223842_000000352087_00158_41795_6928.N1	26-FEB-2010 22:38:42	Straylight	34.500	126	60Bet Oph	2.7700	4250.0	69	41795	No
283	GOM_NL__2PRFIN20100226_224520_000000452087_00158_41795_6929.N1	26-FEB-2010 22:45:20	Dark	44.500	137	22Lam Sgr	2.8240	4400.0	89	41795	No
284	GOM_NL__2PRFIN20100226_224743_000000412087_00158_41795_6930.N1	26-FEB-2010 22:47:43	Dark	40.500	38	20Eps Sgr	1.8360	11000.	81	41795	No
285	GOM_NL__2PRFIN20100226_225026_000000532087_00158_41795_6931.N1	26-FEB-2010 22:50:26	Dark	53.000	25	35Lam Sco	1.6200	28000.	106	41795	No
286	GOM_NL__2PRFIN20100226_225223_000000622087_00158_41795_6932.N1	26-FEB-2010 22:52:23	Dark	62.000	75	26Eps Sco	2.2910	4250.0	124	41795	No
287	GOM_NL__2PRFIN20100226_225816_000000482087_00159_41796_6918.N1	26-FEB-2010 22:58:16	Dark	48.000	131	Gam Lup	2.8000	26000.	96	41796	No
288	GOM_NL__2PRFIN20100226_230051_000000452087_00159_41796_6919.N1	26-FEB-2010 23:00:51	Dark	44.500	4	Alp1Cen	-0.010000	5800.0	89	41796	No
289	GOM_NL__2PRFIN20100226_230210_000000442087_00159_41796_6920.N1	26-FEB-2010 23:02:10	Dark	44.000	10	Bet Cen	0.610000	28000.	88	41796	No
290	GOM_NL__2PRFIN20100226_230355_000000462087_00159_41796_6921.N1	26-FEB-2010 23:03:55	Dark	45.500	77	Eps Cen	2.3030	28000.	91	41796	No
291	GOM_NL__2PRFIN20100226_230550_000000492087_00159_41796_6922.N1	26-FEB-2010 23:05:50	Dark	48.500	26	Gam Cru	1.6240	2900.0	97	41796	No
292	GOM_NL__2PRFIN20100226_230710_000000492087_00159_41796_6923.N1	26-FEB-2010 23:07:10	Dark	48.500	64	Gam Cen	2.2000	10600.	97	41796	No
293	GOM_NL__2PRFIN20100226_232308_000000462087_00159_41796_6924.N1	26-FEB-2010 23:23:08	Twilight_stray	46.000	48	30Alp Hya	1.9770	4100.0	92	41796	No
294	GOM_NL__2PRFIN20100226_232928_000000452087_00159_41796_6925.N1	26-FEB-2010 23:29:28	Bright	45.000	22	32Alp Leo	1.3600	15200.	90	41796	No
295	GOM_NL__2PRFIN20100226_233248_000000402087_00159_41796_6926.N1	26-FEB-2010 23:32:48	Bright	39.500	166	17Eps Leo	2.9800	6000.0	79	41796	No
296	GOM_NL__2PRFIN20100226_234117_000000472087_00159_41796_6927.N1	26-FEB-2010 23:41:17	Bright	46.500	174	52Psi UMa	3.0040	4400.0	93	41796	No
297	GOM_NL__2PRFIN20100226_234356_000000422087_00159_41796_6928.N1	26-FEB-2010 23:43:56	Bright	42.000	82	48Bet UMa	2.3650	10600.	84	41796	No
298	GOM_NL__2PRFIN20100226_234522_000000472087_00159_41796_6929.N1	26-FEB-2010 23:45:22	Bright	47.000	87	64Gam UMa	2.4330	11000.	94	41796	No
299	GOM_NL__2PRFIN20100226_235221_000000432087_00159_41796_6930.N1	26-FEB-2010 23:52:21	Bright	42.500	60	7Bet UMi	2.0810	3950.0	85	41796	No
300	GOM_NL__2PRFIN20100226_235706_000000422087_00159_41796_6931.N1	26-FEB-2010 23:57:06	Bright	42.000	119	14Eta Dra	2.7270	4700.0	84	41796	No

### 3. Quality information per product

In this section it is plotted some information contained in the Quality Summary data set of the level 2 products. Only products in dark limb conditions and without errors (error flag in the MPH set to "0") are used.

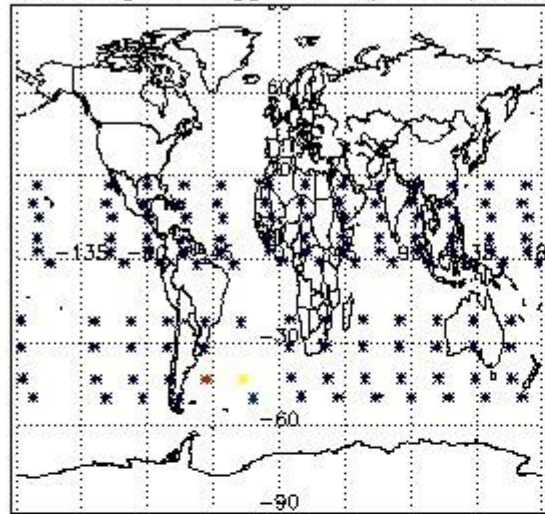
#### 3.1 Plot quality information per product (time dependant)



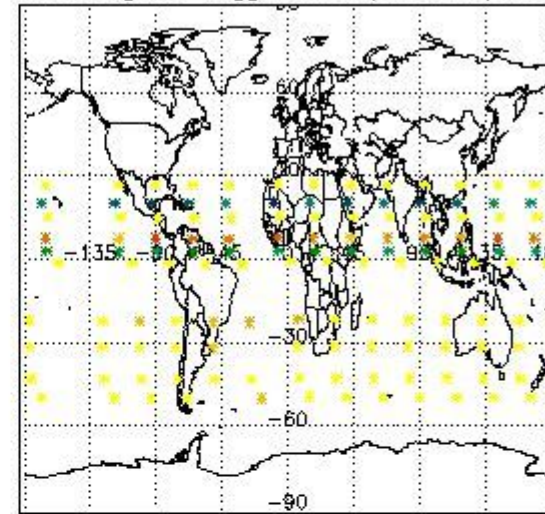
3.2 Plot quality information per product (world map)



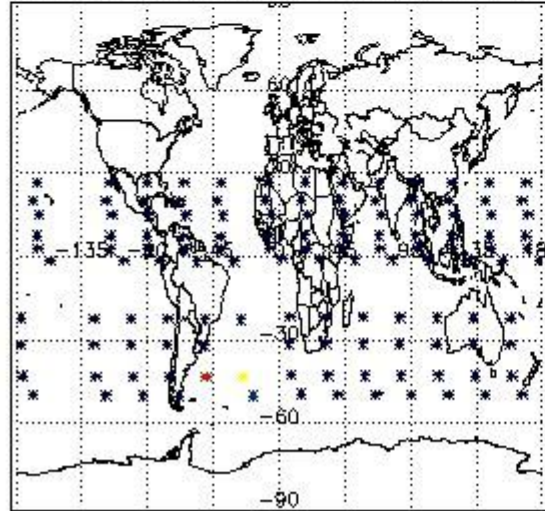
Percentage of flagged data per O3 profile



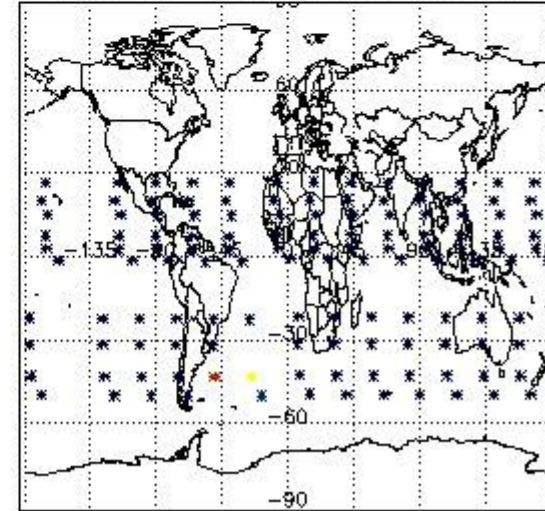
Percentage of flagged data per H2O profile



Percentage of flagged data per NO2 profile



Percentage of flagged data per NO3 profile

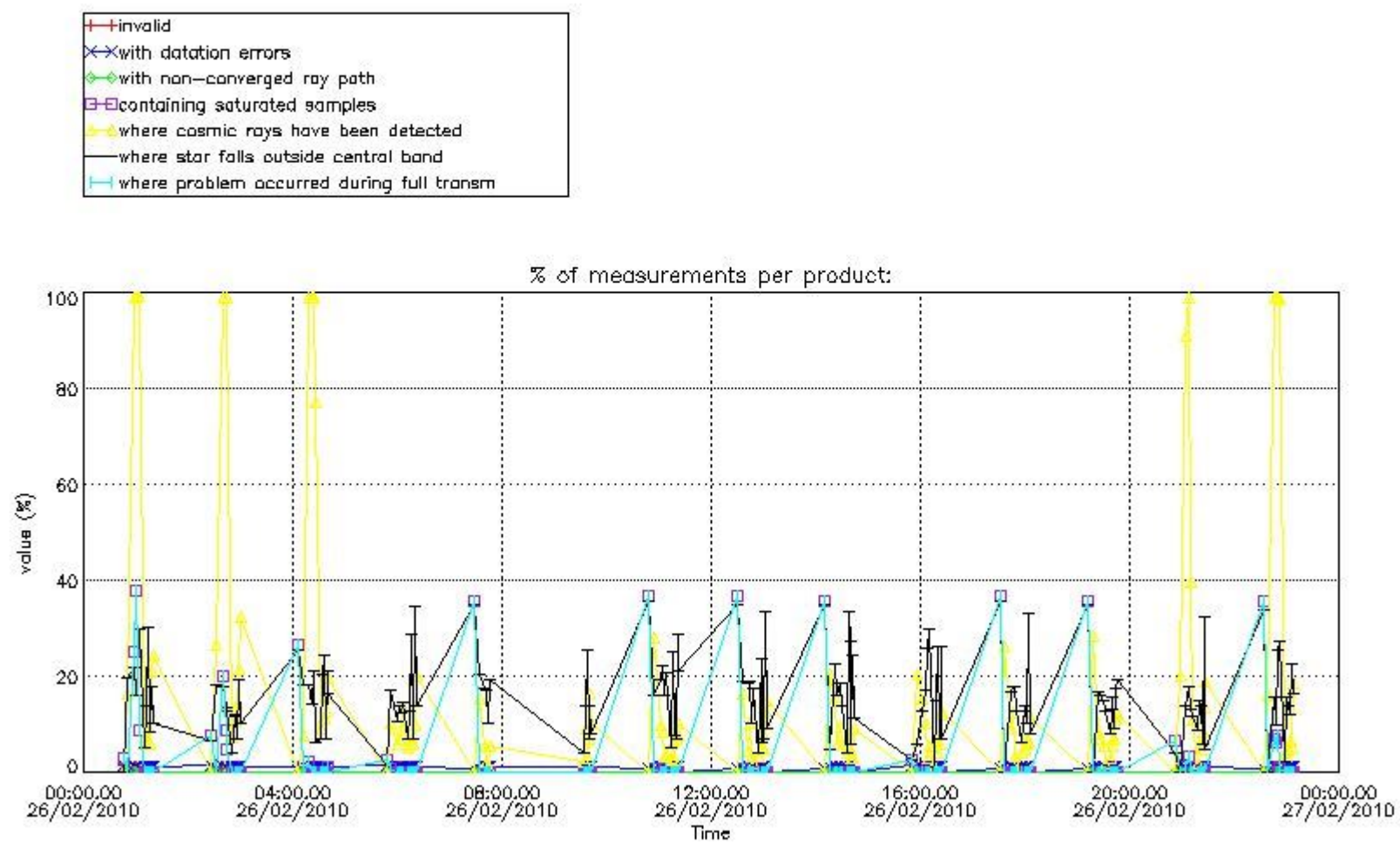


#### 4. Level 1 quality information per product

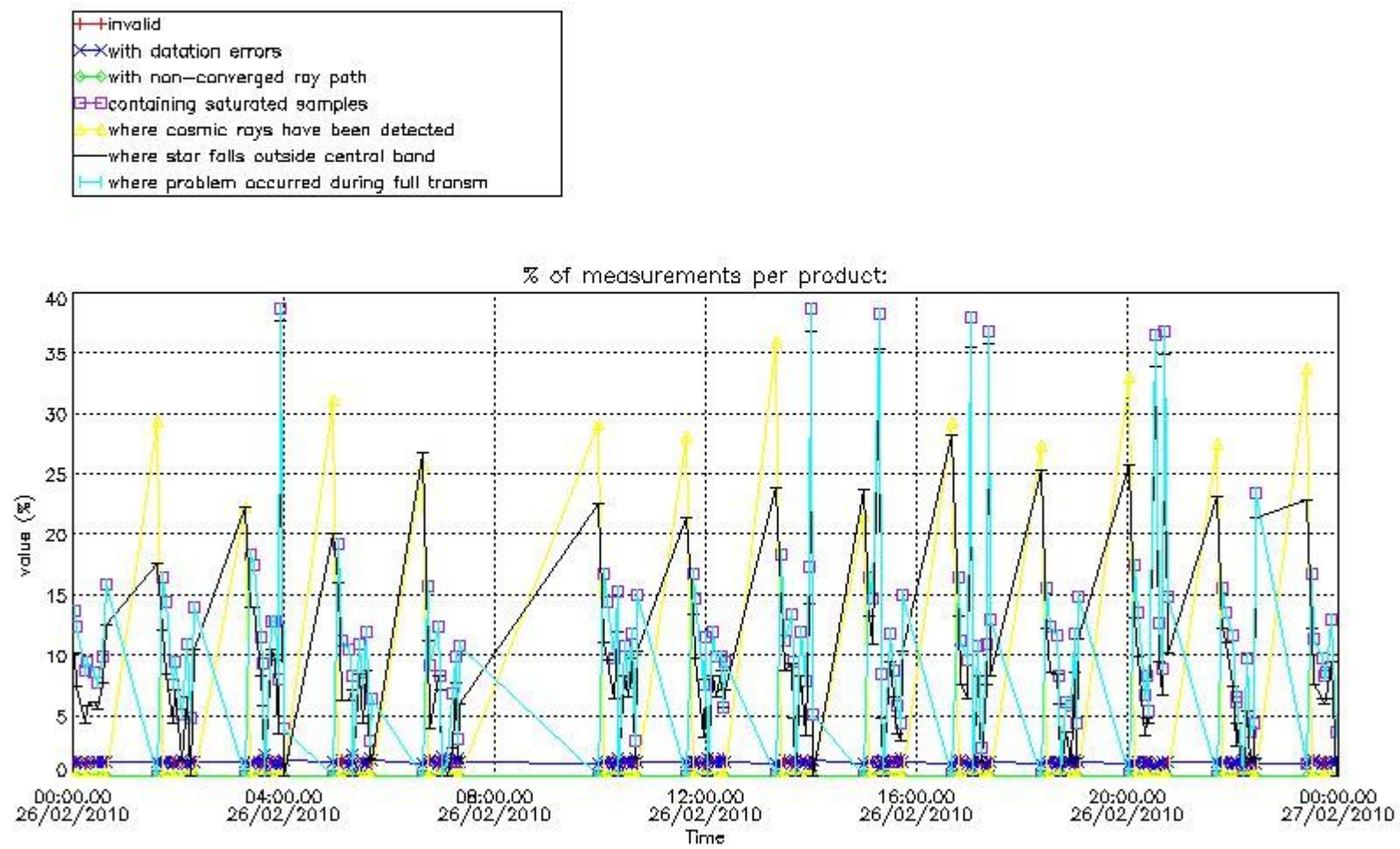
In this section it is plotted some information contained in the Quality Summary data set of the level 2 products that comes from the level 1b processing. Products without errors (error flag in the MPH set to "0") are used.

##### 4.1 Plot quality information per product (time dependant) coming from level 1b processing

###### 4.1.1 Plot level 1 quality information per product (time dependant): ENVISAT ASCENDING passes



4.1.2 Plot level 1 quality information per product (time dependant): ENVISAT DESCENDING passes

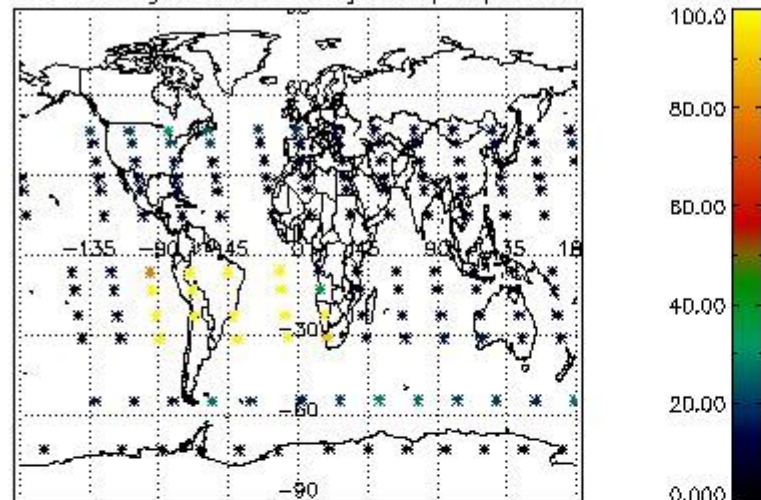


4.2 Plot quality information per product coming from level 1b processing (world map)

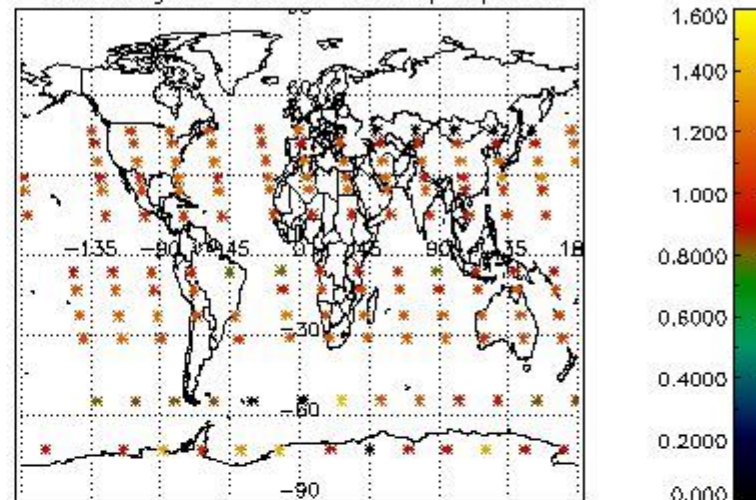
4.2.1 Plot level 1 quality information per product (world map): ENVISAT ASCENDING passes



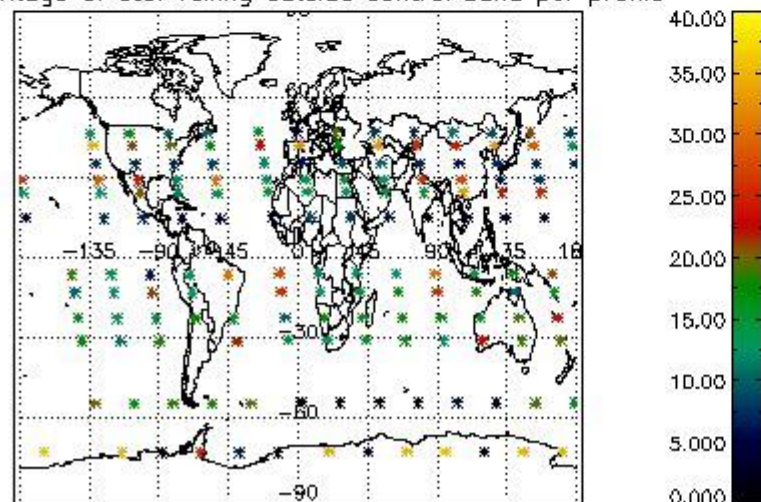
Percentage of cosmic ray hits per profile



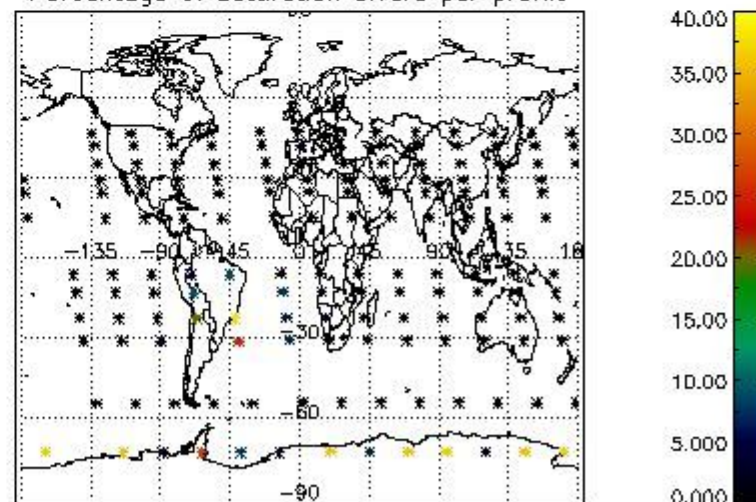
Percentage of datation errors per profile



Percentage of star falling outside central band per profile

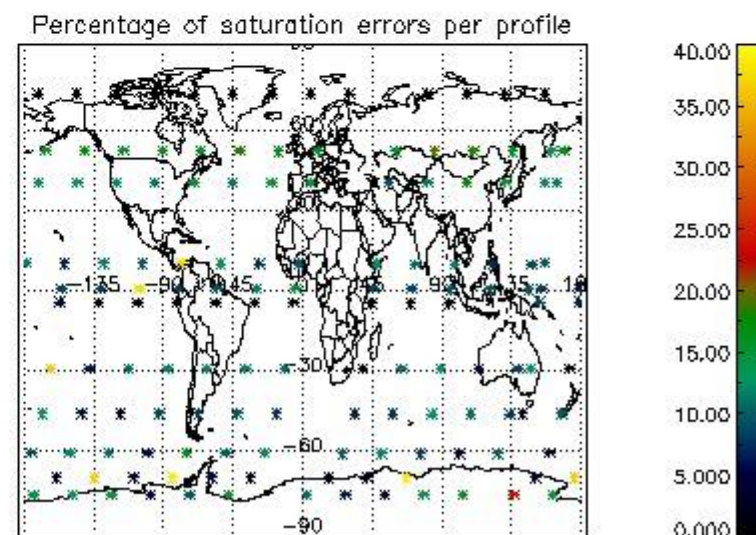
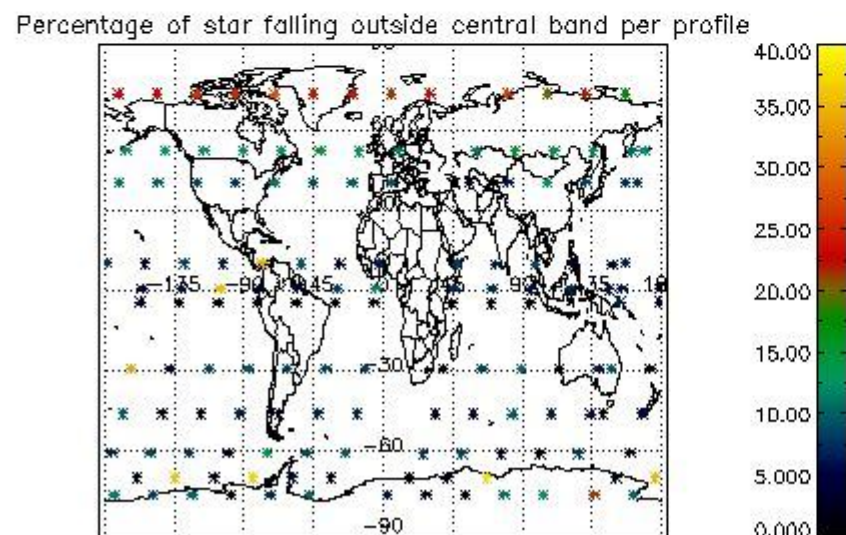
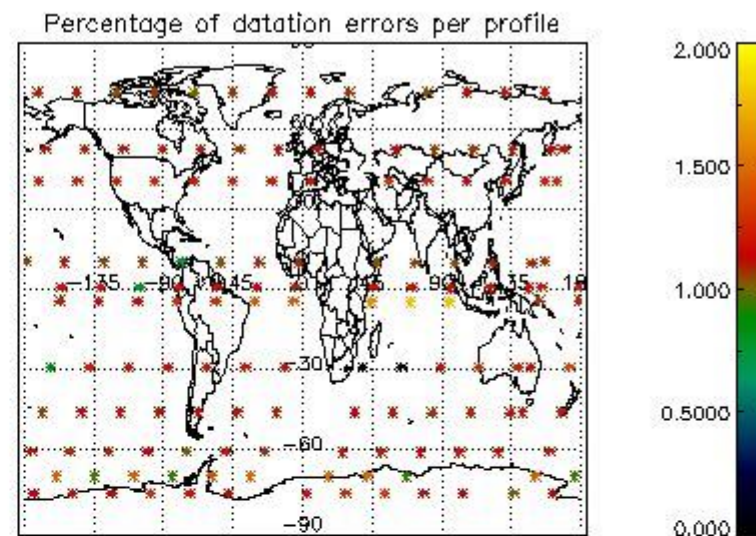
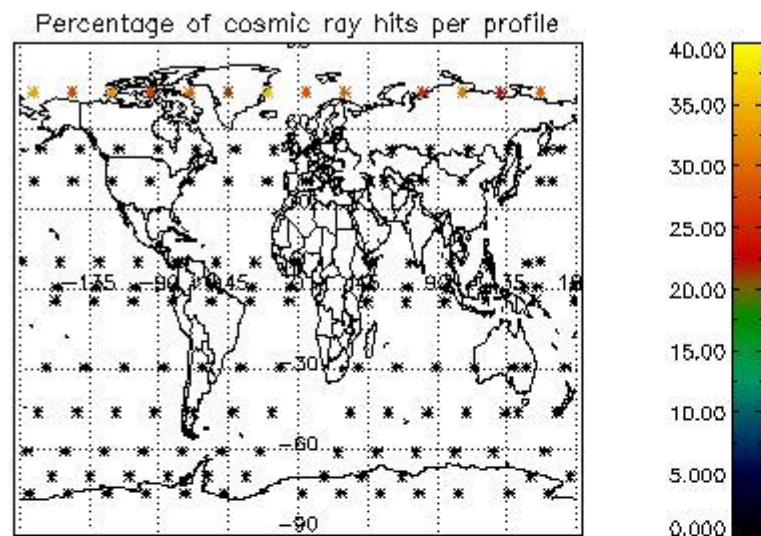


Percentage of saturation errors per profile



4.2.2 Plot level 1 quality information per product (world map): ENVISAT DESCENDING passes





## 5. Trace gas profiles

### 5.1 Ozone statistics based on quality of products

The final quality of the products can be "measured" using the STD (Standard Deviation) attached to every point profile. This information is written to the parameter GOM\_NL\_\_2P/NL\_LOCAL\_SPECIES\_DENSITY/o3\_std of the level 2 products. The table below shows the statistics for given STD ranges.

The statistics are given with respect to the overall valid production:

- Products without fatal errors: GOM\_NL\_\_2P/MPH/PRODUCT\_ERR=0
- Valid point profile: GOM\_NL\_\_2P/NL\_LOCAL\_SPECIES\_DENSITY/pcd(0)=0

The 'Criteria' is applied to valid points of dark limb products:

- Products in dark limb illumination condition: GOM\_NL\_\_2P/NL\_SUMMARY\_QUALITY/obs\_ill\_cond=0
- Products without fatal errors: GOM\_NL\_\_2P/MPH/PRODUCT\_ERR=0
- Valid point profile: GOM\_NL\_\_2P/NL\_LOCAL\_SPECIES\_DENSITY/pcd(0)=0

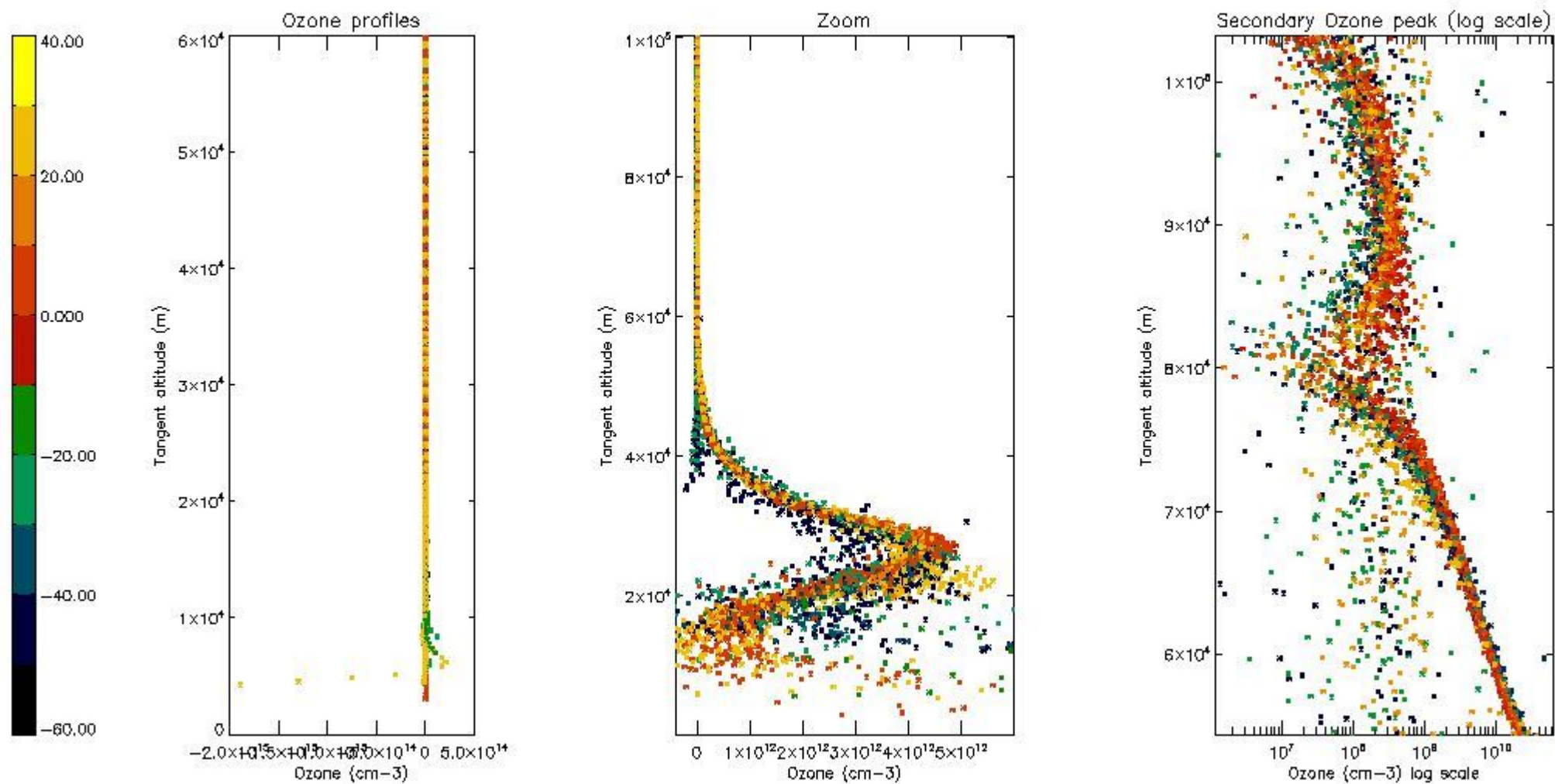
So, the table below shows the percentage of dark limb and valid observations for each criteria with respect to the overall valid daily observations.

Criteria	% of total production
All STD	45
STD < 20	23

STD < 10	18
STD < 5	12

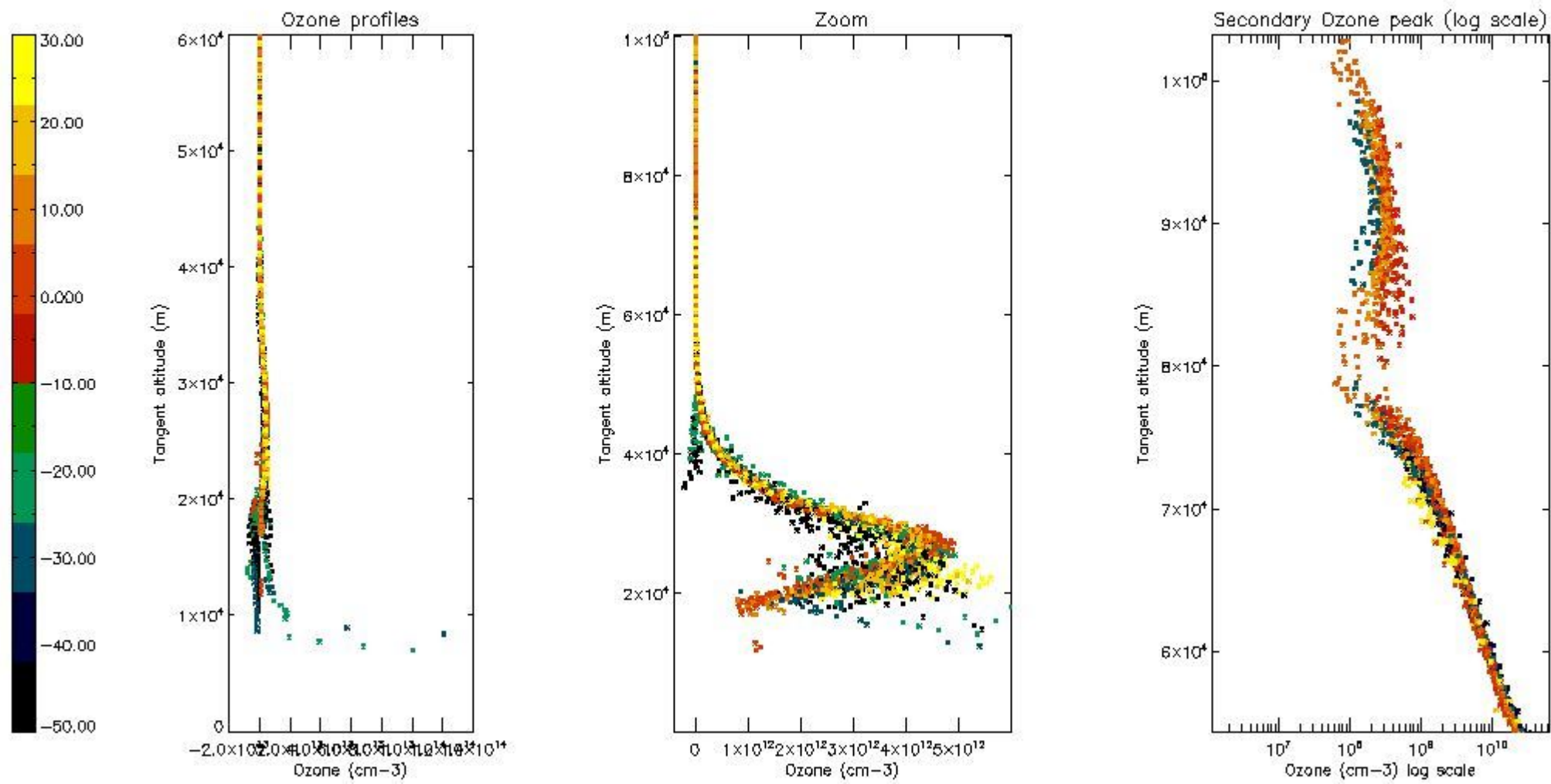
5.2 Plot ozone profiles for all STD (dark without errors)

The colorbar represents the latitude.



5.3 Plot ozone profiles where STD < 20% (dark without errors)

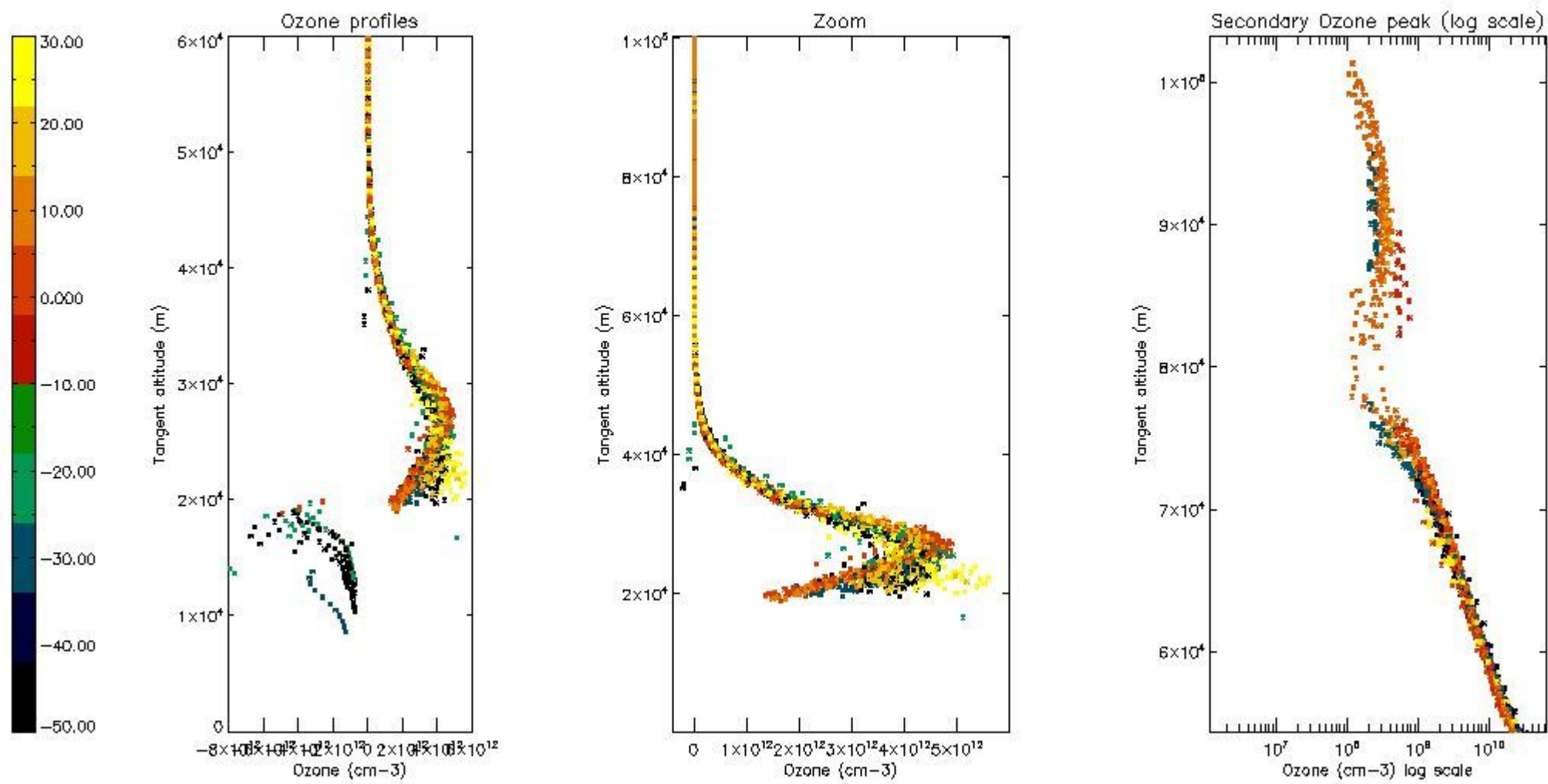
The colorbar represents the latitude.



5.4 Plot ozone profiles where  $STD < 10\%$  (dark without errors)

The colorbar represents the latitude.

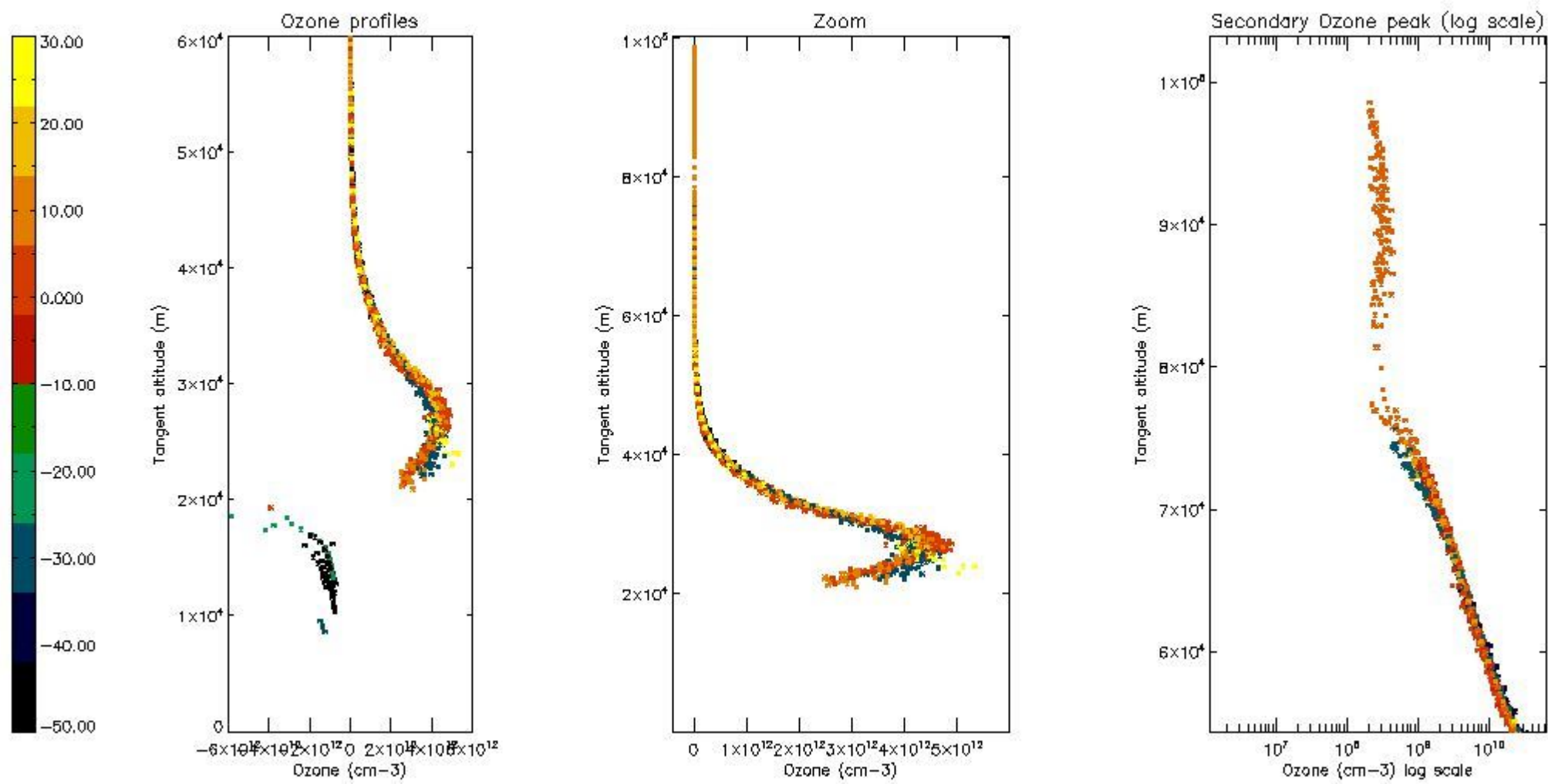




*5.5 Plot ozone profiles where STD < 5% (dark without errors)*

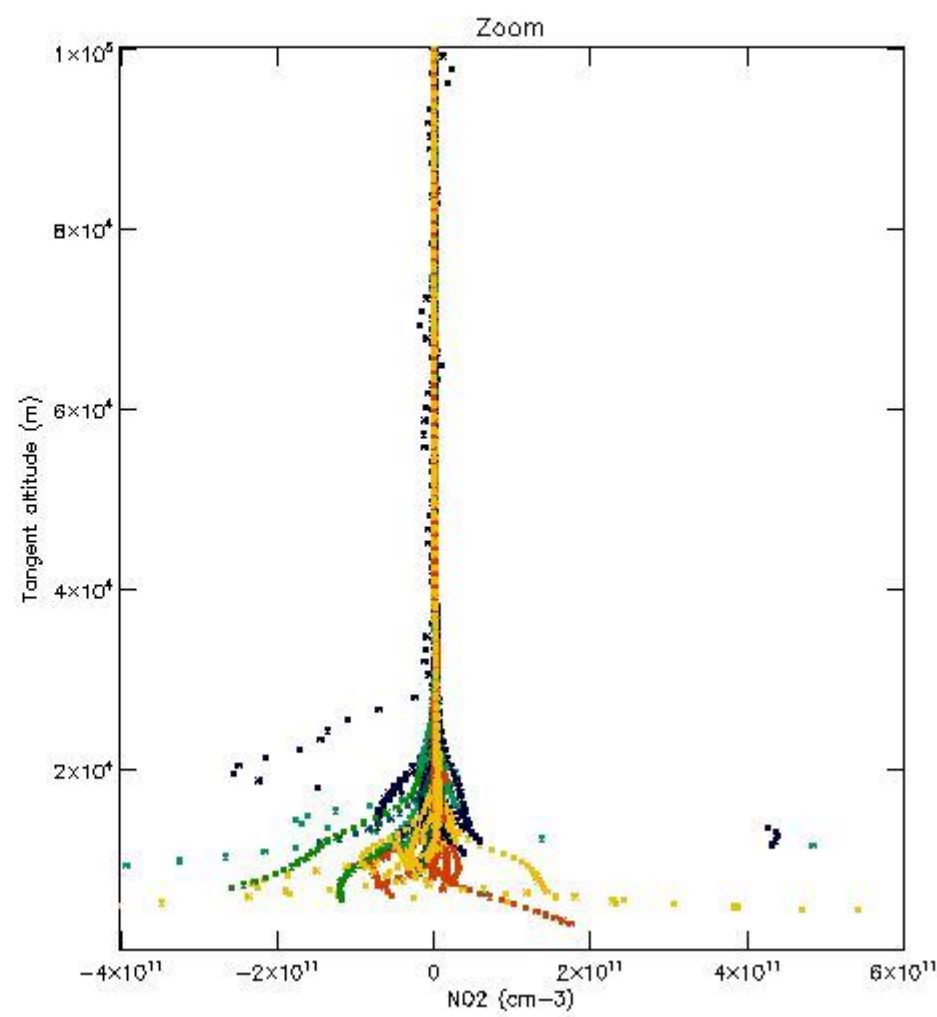
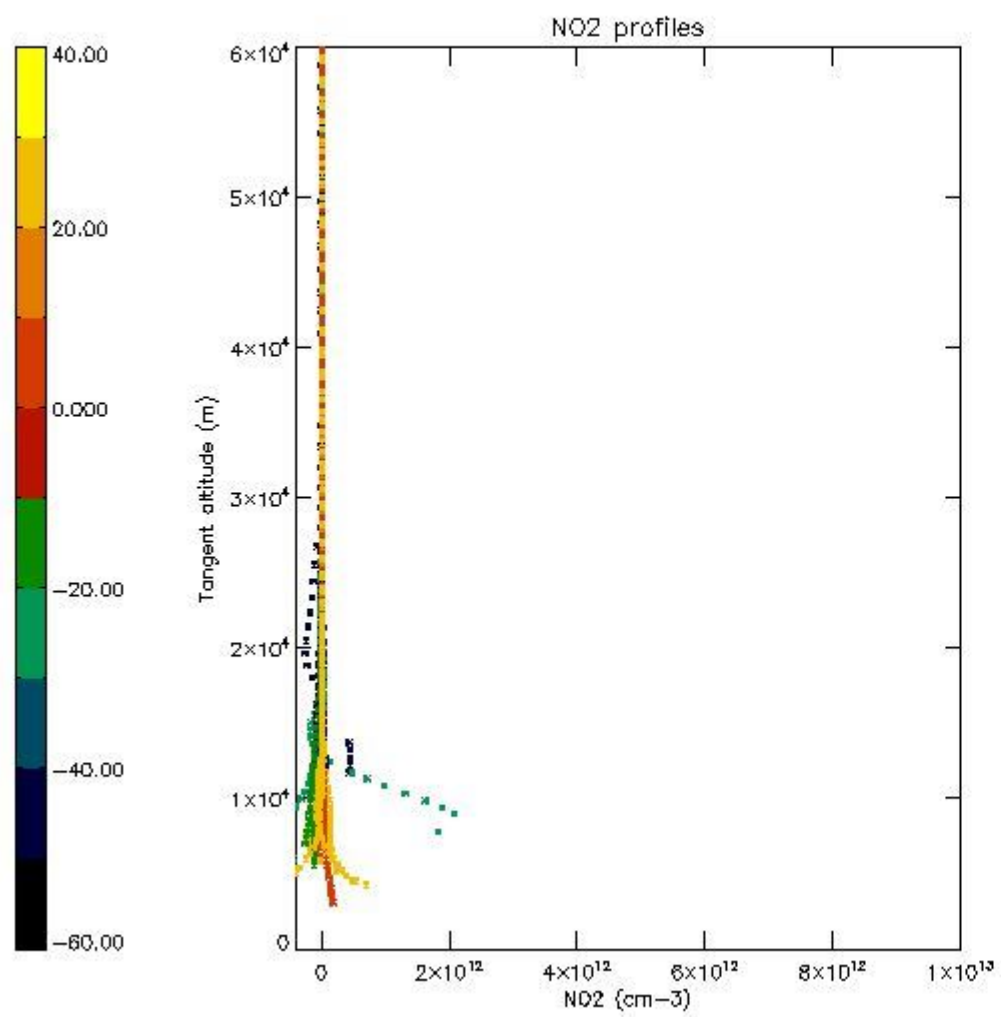
The colorbar represents the latitude.





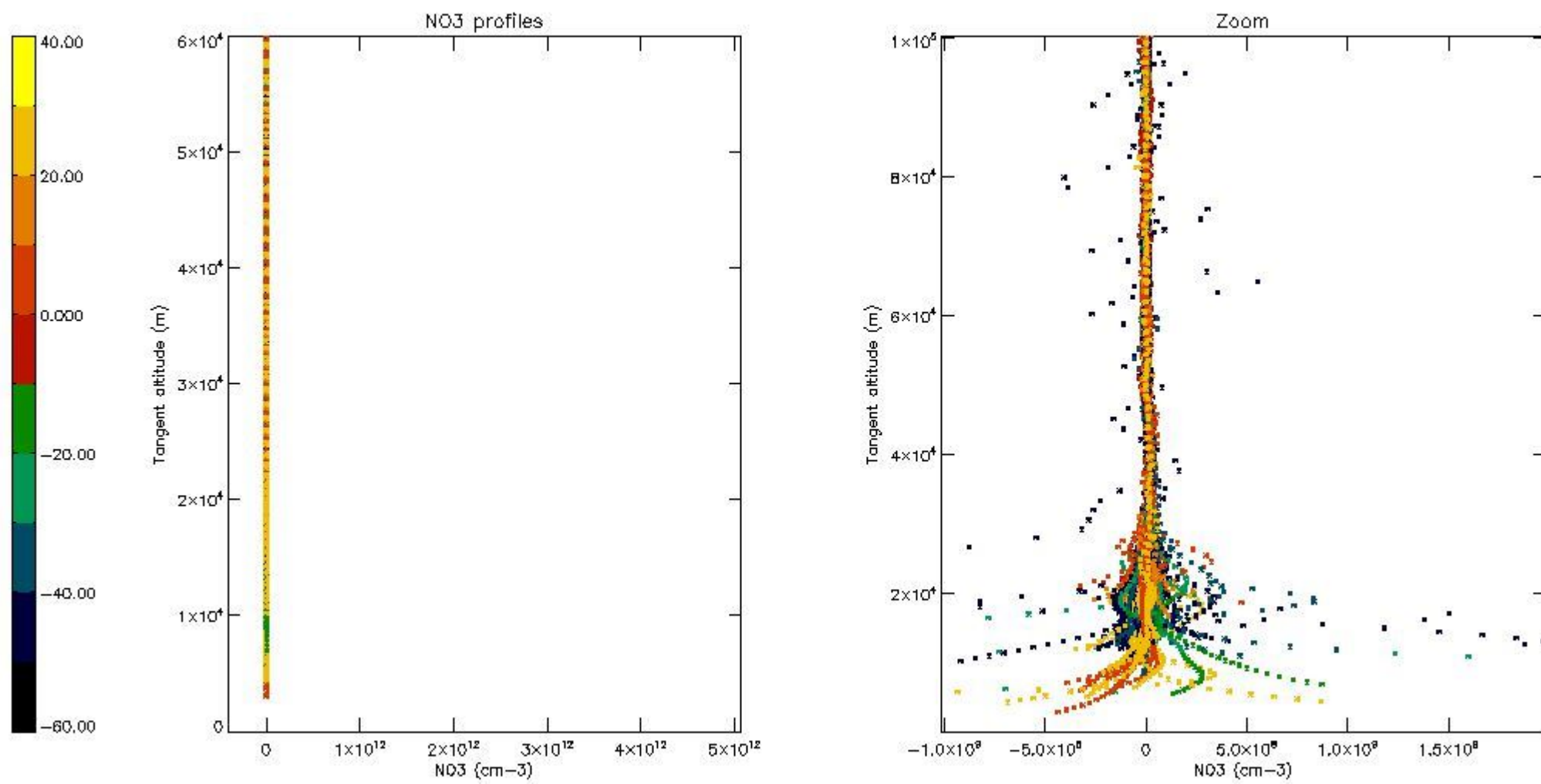
*5.6 Plot NO<sub>2</sub> profiles for all STD (dark without errors)*

The colorbar represents the latitude.



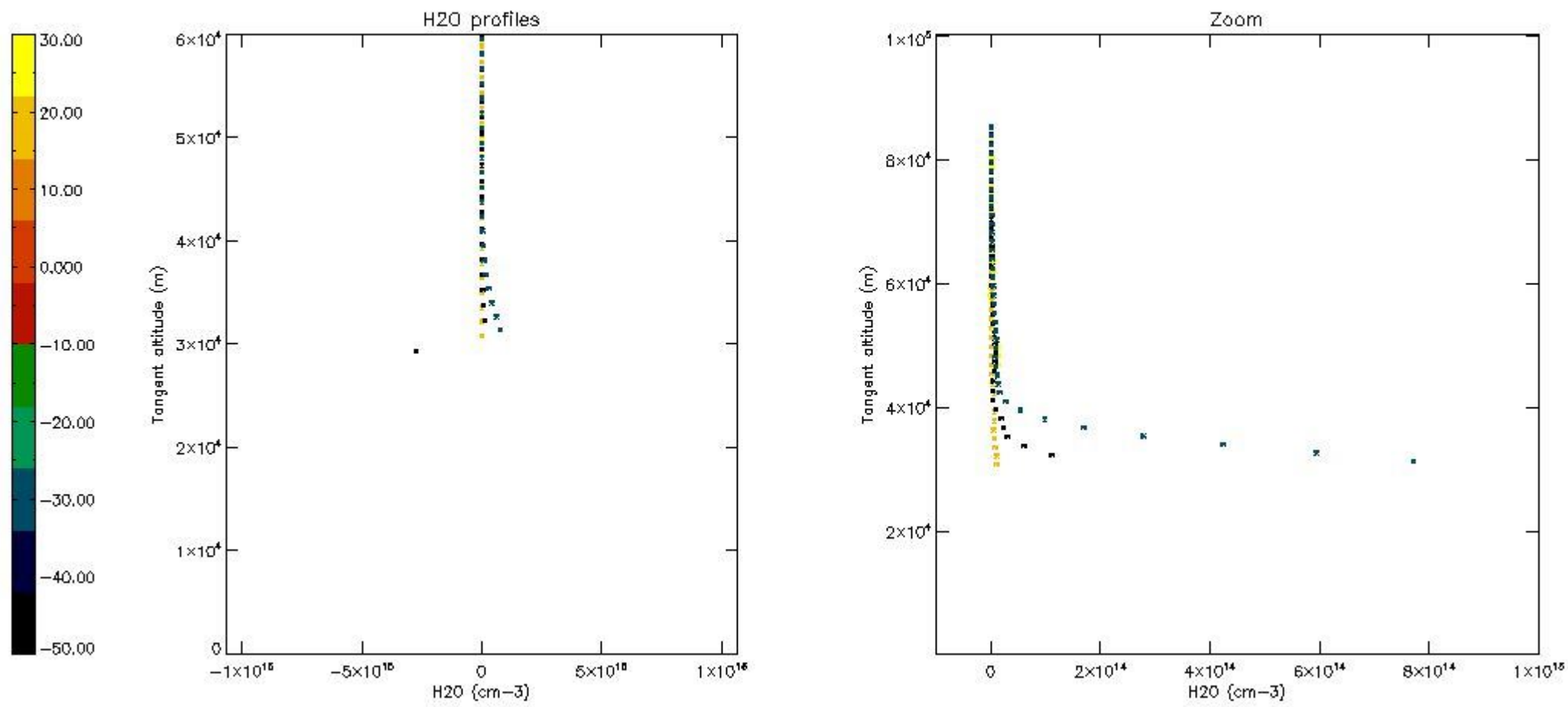
*5.7 Plot NO3 profiles for all STD (dark without errors)*

The colorbar represents the latitude.



5.8 Plot H2O profiles for all STD (only for occultations of stars 1,2,3,4,13,14,16,26,63 dark without errors)

The colorbar represents the latitude.



## 6. Auxiliary Data Files used for the production reported in section 2

The number reported in the third column indicates since which file (see list in section 2) the corresponding auxiliary file has been used. The fourth column is the date of those product files.

Type	Auxiliary Filename	Used since product	Used since product date
INST_PHYS_CHARACTERISTICS	GOM_INS_AXVIEC20091111_143220_20030716_120000_20500101_000000	1	26-FEB-2010 00:01:08
LEVEL-2_PROC_CONFIG	GOM_PR2_AXVIEC20091111_152718_20020301_000000_20500101_000000	1	26-FEB-2010 00:01:08
CROSS_SECTIONS_FILE	GOM_CRS_AXVIEC20091111_154832_20020301_000000_20500101_000000	1	26-FEB-2010 00:01:08



# GOMOS Level 2 Daily Report

## SUMMARY

### [1. General Info](#)

### [2. Summary of processed GOM\\_NL\\_2P products](#)

### [3. Level 2 Quality information per product](#)

#### [3.1 Plot of level 2 quality information per product \(time dependant\)](#)

#### [3.2 Plot of level 2 quality information per product \(world map\)](#)

### [4. Level 1 Quality information per product \(stored on level 2 products\)](#)

#### [4.1 Plot of level 1 quality information per product \(time dependant\)](#)

##### [4.1.1 Plot of level 1 quality information per product \(time dependant\): ASCENDING](#)

##### [4.1.2 Plot of level 1 quality information per product \(time dependant\): DESCENDING](#)

#### [4.2 Plot of level 1 quality information per product \(world map\)](#)

##### [4.2.1 Plot of level 1 quality information per product \(world map\): ASCENDING](#)

##### [4.2.2 Plot of level 1 quality information per product \(world map\): DESCENDING](#)

### [5. Ozone profiles based on quality statistics and other trace gas profiles](#)

#### [5.1 Ozone statistics based on quality of products](#)

#### [5.2 Plot ozone profiles for all STD \(dark without errors\)](#)

#### [5.3 Plot ozone profiles where STD < 20% \(dark without errors\)](#)

#### [5.4. Plot ozone profiles where STD < 10% \(dark without errors\)](#)

#### [5.5. Plot ozone profiles where STD < 5% \(dark without errors\)](#)

#### [5.6 Plot NO2 profiles for all STD \(dark without errors\)](#)

#### [5.7 Plot NO3 profiles for all STD \(dark without errors\)](#)

#### [5.8 Plot H2O profiles \(only for occultations of stars 1,2,3,4,13,14,16,26,63 dark without errors\) for all STD](#)

### [6. Auxiliary Data Files used for the production reported in section 2](#)

This report presents the daily analysis on parameters extracted from GOMOS level 2 data (GOM\_NL\_\_2P). It is intended to monitor some important parameters that will impact the quality of these products. A list of level 2 products (and content) that have arrived during the reporting day to the PCF is also given.

Item	Value
Time of report generation	26APR2013 17:39:09
Data source version	GOMOS/6.01
Start time of products	26-02-2010 (26FEB2010 00:00:00)
Stop time of products	27-02-2010 (27FEB2010 00:00:00)
Store outputs in DB	Yes
Nb of level 2 prods	300
Nb of prods with errors	0

## 2. Summary of processed GOM\_NL\_\_2P products.

Nr	Filename	UTC Start time	Limb	Duration	Star Id	Star Name	Star Mag	Star Temp	Nb Meas	Orbit	Prod. error
1	GOM_NL__2PRFIN20100226_000108_000000442087_00145_41782_6787.N1	26-FEB-2010 00:01:08	Bright	44.000	22	32Alp Leo	1.3600	15200.	88	41782	No
2	GOM_NL__2PRFIN20100226_000428_000000412087_00145_41782_6788.N1	26-FEB-2010 00:04:28	Bright	40.500	166	17Eps Leo	2.9800	6000.0	81	41782	No
3	GOM_NL__2PRFIN20100226_001305_000000462087_00145_41782_6789.N1	26-FEB-2010 00:13:05	Bright	46.000	174	52Psi UMa	3.0040	4400.0	92	41782	No
4	GOM_NL__2PRFIN20100226_001540_000000432087_00145_41782_6790.N1	26-FEB-2010 00:15:40	Bright	42.500	82	48Bet UMa	2.3650	10600.	85	41782	No
5	GOM_NL__2PRFIN20100226_002403_000000412087_00145_41782_6791.N1	26-FEB-2010 00:24:03	Bright	40.500	60	7Bet UMi	2.0810	3950.0	81	41782	No
6	GOM_NL__2PRFIN20100226_002849_000000462087_00145_41782_6792.N1	26-FEB-2010 00:28:49	Bright	45.500	119	14Eta Dra	2.7270	4700.0	91	41782	No
7	GOM_NL__2PRFIN20100226_003303_000000462087_00145_41782_6793.N1	26-FEB-2010 00:33:03	Bright	45.500	130	23Bet Dra	2.7990	5800.0	91	41782	No
8	GOM_NL__2PRFIN20100226_003754_000000442087_00145_41782_6794.N1	26-FEB-2010 00:37:54	Bright	44.000	5	3Alp Lyr	0.033000	11000.	88	41782	No
9	GOM_NL__2PRFIN20100226_004518_000000372087_00145_41782_6795.N1	26-FEB-2010 00:45:18	Bright	36.500	168	17Zet Aql	2.9860	11000.	73	41782	No
10	GOM_NL__2PRFIN20100226_005044_000000612087_00145_41782_6796.N1	26-FEB-2010 00:50:44	Twilight	61.000	126	60Bet Oph	2.7700	4250.0	122	41782	No
11	GOM_NL__2PRFIN20100226_005725_000000482087_00145_41782_6797.N1	26-FEB-2010 00:57:25	Dark	48.000	137	22Lam Sgr	2.8240	4400.0	96	41782	No
12	GOM_NL__2PRFIN20100226_005948_000000442087_00145_41782_6798.N1	26-FEB-2010 00:59:48	Dark	43.500	38	20Eps Sgr	1.8360	11000.	87	41782	No
13	GOM_NL__2PRFIN20100226_010421_000000642087_00145_41782_6799.N1	26-FEB-2010 01:04:21	Dark	63.500	75	26Eps Sco	2.2910	4250.0	127	41782	No
14	GOM_NL__2PRFIN20100226_011014_000000492087_00146_41783_6788.N1	26-FEB-2010 01:10:14	Dark	49.000	131	Gam Lup	2.8000	26000.	98	41783	No
15	GOM_NL__2PRFIN20100226_011256_000000432087_00146_41783_6789.N1	26-FEB-2010 01:12:56	Dark	43.000	4	Alp1Cen	-0.010000	5800.0	86	41783	No
16	GOM_NL__2PRFIN20100226_011416_000000532087_00146_41783_6790.N1	26-FEB-2010 01:14:16	Dark	53.000	10	Bet Cen	0.61000	28000.	106	41783	No
17	GOM_NL__2PRFIN20100226_011558_000000432087_00146_41783_6791.N1	26-FEB-2010 01:15:58	Dark	42.500	77	Eps Cen	2.3030	28000.	85	41783	No
18	GOM_NL__2PRFIN20100226_011756_000000452087_00146_41783_6792.N1	26-FEB-2010 01:17:56	Dark	45.000	26	Gam Cru	1.6240	2900.0	90	41783	No
19	GOM_NL__2PRFIN20100226_011915_000000452087_00146_41783_6793.N1	26-FEB-2010 01:19:15	Dark	45.000	64	Gam Cen	2.2000	10600.	90	41783	No
20	GOM_NL__2PRFIN20100226_013520_000000432087_00146_41783_6794.N1	26-FEB-2010 01:35:20	Twilight	42.500	48	30Alp Hya	1.9770	4100.0	85	41783	No
21	GOM_NL__2PRFIN20100226_014143_000000462087_00146_41783_6795.N1	26-FEB-2010 01:41:43	Bright	45.500	22	32Alp Leo	1.3600	15200.	91	41783	No
22	GOM_NL__2PRFIN20100226_014503_000000422087_00146_41783_6796.N1	26-FEB-2010 01:45:03	Bright	41.500	166	17Eps Leo	2.9800	6000.0	83	41783	No
23	GOM_NL__2PRFIN20100226_015340_000000462087_00146_41783_6797.N1	26-FEB-2010 01:53:40	Bright	46.000	174	52Psi UMa	3.0040	4400.0	92	41783	No
24	GOM_NL__2PRFIN20100226_015615_000000432087_00146_41783_6798.N1	26-FEB-2010 01:56:15	Bright	42.500	82	48Bet UMa	2.3650	10600.	85	41783	No
25	GOM_NL__2PRFIN20100226_020438_000000392087_00146_41783_6799.N1	26-FEB-2010 02:04:38	Bright	39.000	60	7Bet UMi	2.0810	3950.0	78	41783	No
26	GOM_NL__2PRFIN20100226_020924_000000462087_00146_41783_6800.N1	26-FEB-2010 02:09:24	Bright	46.000	119	14Eta Dra	2.7270	4700.0	92	41783	No
27	GOM_NL__2PRFIN20100226_021339_000000422087_00146_41783_6801.N1	26-FEB-2010 02:13:39	Bright	41.500	130	23Bet Dra	2.7990	5800.0	83	41783	No
28	GOM_NL__2PRFIN20100226_021830_000000432087_00146_41783_6802.N1	26-FEB-2010 02:18:30	Bright	43.000	5	3Alp Lyr	0.033000	11000.	86	41783	No
29	GOM_NL__2PRFIN20100226_022554_000000392087_00146_41783_6803.N1	26-FEB-2010 02:25:54	Bright	38.500	168	17Zet Aql	2.9860	11000.	77	41783	No
30	GOM_NL__2PRFIN20100226_023121_000000602087_00146_41783_6804.N1	26-FEB-2010 02:31:21	Twilight	60.000	126	60Bet Oph	2.7700	4250.0	120	41783	No
31	GOM_NL__2PRFIN20100226_024025_000000452087_00146_41783_6805.N1	26-FEB-2010 02:40:25	Dark	45.000	38	20Eps Sgr	1.8360	11000.	90	41783	No
32	GOM_NL__2PRFIN20100226_024305_000000452087_00146_41783_6806.N1	26-FEB-2010 02:43:05	Dark	45.000	25	35Lam Sco	1.6200	28000.	90	41783	No
33	GOM_NL__2PRFIN20100226_024459_000000512087_00146_41783_6807.N1	26-FEB-2010 02:44:59	Dark	51.000	75	26Eps Sco	2.2910	4250.0	102	41783	No
34	GOM_NL__2PRFIN20100226_025051_000000482087_00147_41784_6796.N1	26-FEB-2010 02:50:51	Dark	48.000	131	Gam Lup	2.8000	26000.	96	41784	No
35	GOM_NL__2PRFIN20100226_025332_000000422087_00147_41784_6797.N1	26-FEB-2010 02:53:32	Dark	42.000	4	Alp1Cen	-0.010000	5800.0	84	41784	No
36	GOM_NL__2PRFIN20100226_025452_000000432087_00147_41784_6798.N1	26-FEB-2010 02:54:52	Dark	42.500	10	Bet Cen	0.61000	28000.	85	41784	No
37	GOM_NL__2PRFIN20100226_025635_000000432087_00147_41784_6799.N1	26-FEB-2010 02:56:35	Dark	42.500	77	Eps Cen	2.3030	28000.	85	41784	No
38	GOM_NL__2PRFIN20100226_025832_000000472087_00147_41784_6800.N1	26-FEB-2010 02:58:32	Dark	46.500	26	Gam Cru	1.6240	2900.0	93	41784	No
39	GOM_NL__2PRFIN20100226_025951_000000452087_00147_41784_6801.N1	26-FEB-2010 02:59:51	Dark	45.000	64	Gam Cen	2.2000	10600.	90	41784	No
40	GOM_NL__2PRFIN20100226_031556_000000452087_00147_41784_6802.N1	26-FEB-2010 03:15:56	Twilight	45.000	48	30Alp Hya	1.9770	4100.0	90	41784	No
41	GOM_NL__2PRFIN20100226_032219_000000472087_00147_41784_6803.N1	26-FEB-2010 03:22:19	Bright	46.500	22	32Alp Leo	1.3600	15200.	93	41784	No
42	GOM_NL__2PRFIN20100226_032539_000000432087_00147_41784_6804.N1	26-FEB-2010 03:25:39	Bright	43.000	166	17Eps Leo	2.9800	6000.0	86	41784	No

43	GOM_NL__2PRFIN20100226_033415_000000482087_00147_41784_6805.N1	26-FEB-2010 03:34:15	Bright	48.000	174	52Psi UMa	3.0040	4400.0	96	41784	No
44	GOM_NL__2PRFIN20100226_033651_000000432087_00147_41784_6806.N1	26-FEB-2010 03:36:51	Bright	43.000	82	48Bet UMa	2.3650	10600.	86	41784	No
45	GOM_NL__2PRFIN20100226_033820_000000282087_00147_41784_6807.N1	26-FEB-2010 03:38:20	Tw_i_and_stray	28.000	87	64Gam UMa	2.4330	11000.	56	41784	No
46	GOM_NL__2PRFIN20100226_034514_000000432087_00147_41784_6808.N1	26-FEB-2010 03:45:14	Bright	43.000	60	7Bet UMi	2.0810	3950.0	86	41784	No
47	GOM_NL__2PRFIN20100226_035000_000000472087_00147_41784_6809.N1	26-FEB-2010 03:50:00	Bright	47.000	119	14Eta Dra	2.7270	4700.0	94	41784	No
48	GOM_NL__2PRFIN20100226_035415_000000442087_00147_41784_6810.N1	26-FEB-2010 03:54:15	Bright	43.500	130	23Bet Dra	2.7990	5800.0	87	41784	No
49	GOM_NL__2PRFIN20100226_035655_000000532087_00147_41784_6811.N1	26-FEB-2010 03:56:55	Bright	53.000	144	18Del Cyg	2.8600	11000.	106	41784	No
50	GOM_NL__2PRFIN20100226_035906_000000382087_00147_41784_6812.N1	26-FEB-2010 03:59:06	Bright	38.000	5	3Alp Lyr	0.033000	11000.	76	41784	No
51	GOM_NL__2PRFIN20100226_040630_000000492087_00147_41784_6813.N1	26-FEB-2010 04:06:30	Bright	49.000	168	17Zet Aql	2.9860	11000.	98	41784	No
52	GOM_NL__2PRFIN20100226_041157_000000602087_00147_41784_6814.N1	26-FEB-2010 04:11:57	Tw_i_and_stray	60.000	126	60Bet Oph	2.7700	4250.0	120	41784	No
53	GOM_NL__2PRFIN20100226_041838_000000472087_00147_41784_6815.N1	26-FEB-2010 04:18:38	Dark	46.500	137	22Lam Sgr	2.8240	4400.0	93	41784	No
54	GOM_NL__2PRFIN20100226_042101_000000432087_00147_41784_6816.N1	26-FEB-2010 04:21:01	Dark	42.500	38	20Eps Sgr	1.8360	11000.	85	41784	No
55	GOM_NL__2PRFIN20100226_042342_000000502087_00147_41784_6817.N1	26-FEB-2010 04:23:42	Dark	49.500	25	35Lam Sco	1.6200	28000.	99	41784	No
56	GOM_NL__2PRFIN20100226_042535_000000482087_00147_41784_6818.N1	26-FEB-2010 04:25:35	Dark	48.000	75	26Eps Sco	2.2910	4250.0	96	41784	No
57	GOM_NL__2PRFIN20100226_043128_000000502087_00148_41785_6804.N1	26-FEB-2010 04:31:28	Dark	50.000	131	Gam Lup	2.8000	26000.	100	41785	No
58	GOM_NL__2PRFIN20100226_043409_000000472087_00148_41785_6805.N1	26-FEB-2010 04:34:09	Dark	46.500	4	Alp1Cen	-0.010000	5800.0	93	41785	No
59	GOM_NL__2PRFIN20100226_043528_000000502087_00148_41785_6806.N1	26-FEB-2010 04:35:28	Dark	49.500	10	Bet Cen	0.61000	28000.	99	41785	No
60	GOM_NL__2PRFIN20100226_043711_000000432087_00148_41785_6807.N1	26-FEB-2010 04:37:11	Dark	43.000	77	Eps Cen	2.3030	28000.	86	41785	No
61	GOM_NL__2PRFIN20100226_043908_000000482087_00148_41785_6808.N1	26-FEB-2010 04:39:08	Dark	47.500	26	Gam Cru	1.6240	2900.0	95	41785	No
62	GOM_NL__2PRFIN20100226_044028_000000492087_00148_41785_6809.N1	26-FEB-2010 04:40:28	Dark	48.500	64	Gam Cen	2.2000	10600.	97	41785	No
63	GOM_NL__2PRFIN20100226_045631_000000452087_00148_41785_6810.N1	26-FEB-2010 04:56:31	Tw_i_and_stray	45.000	48	30Alp Hya	1.9770	4100.0	90	41785	No
64	GOM_NL__2PRFIN20100226_050255_000000472087_00148_41785_6811.N1	26-FEB-2010 05:02:55	Bright	47.000	22	32Alp Leo	1.3600	15200.	94	41785	No
65	GOM_NL__2PRFIN20100226_050615_000000402087_00148_41785_6812.N1	26-FEB-2010 05:06:15	Bright	40.000	166	17Eps Leo	2.9800	6000.0	80	41785	No
66	GOM_NL__2PRFIN20100226_051450_000000482087_00148_41785_6813.N1	26-FEB-2010 05:14:50	Bright	47.500	174	52Psi UMa	3.0040	4400.0	95	41785	No
67	GOM_NL__2PRFIN20100226_051726_000000432087_00148_41785_6814.N1	26-FEB-2010 05:17:26	Bright	42.500	82	48Bet UMa	2.3650	10600.	85	41785	No
68	GOM_NL__2PRFIN20100226_051856_000000282087_00148_41785_6815.N1	26-FEB-2010 05:18:56	Tw_i_and_stray	28.000	87	64Gam UMa	2.4330	11000.	56	41785	No
69	GOM_NL__2PRFIN20100226_052549_000000422087_00148_41785_6816.N1	26-FEB-2010 05:25:49	Bright	41.500	60	7Bet UMi	2.0810	3950.0	83	41785	No
70	GOM_NL__2PRFIN20100226_053035_000000462087_00148_41785_6817.N1	26-FEB-2010 05:30:35	Bright	45.500	119	14Eta Dra	2.7270	4700.0	91	41785	No
71	GOM_NL__2PRFIN20100226_053451_000000462087_00148_41785_6818.N1	26-FEB-2010 05:34:51	Bright	46.000	130	23Bet Dra	2.7990	5800.0	92	41785	No
72	GOM_NL__2PRFIN20100226_053731_000000342087_00148_41785_6819.N1	26-FEB-2010 05:37:31	Bright	34.000	144	18Del Cyg	2.8600	11000.	68	41785	No
73	GOM_NL__2PRFIN20100226_053942_000000392087_00148_41785_6820.N1	26-FEB-2010 05:39:42	Bright	39.000	5	3Alp Lyr	0.033000	11000.	78	41785	No
74	GOM_NL__2PRFIN20100226_054706_000000372087_00148_41785_6821.N1	26-FEB-2010 05:47:06	Bright	37.000	168	17Zet Aql	2.9860	11000.	74	41785	No
75	GOM_NL__2PRFIN20100226_055234_000000592087_00148_41785_6822.N1	26-FEB-2010 05:52:34	Straylight	59.000	126	60Bet Oph	2.7700	4250.0	118	41785	No
76	GOM_NL__2PRFIN20100226_055914_000000432087_00148_41785_6823.N1	26-FEB-2010 05:59:14	Dark	42.500	137	22Lam Sgr	2.8240	4400.0	85	41785	No
77	GOM_NL__2PRFIN20100226_060138_000000432087_00148_41785_6824.N1	26-FEB-2010 06:01:38	Dark	43.000	38	20Eps Sgr	1.8360	11000.	86	41785	No
78	GOM_NL__2PRFIN20100226_060419_000000452087_00148_41785_6825.N1	26-FEB-2010 06:04:19	Dark	44.500	25	35Lam Sco	1.6200	28000.	89	41785	No
79	GOM_NL__2PRFIN20100226_060613_000000522087_00148_41785_6826.N1	26-FEB-2010 06:06:13	Dark	52.000	75	26Eps Sco	2.2910	4250.0	104	41785	No
80	GOM_NL__2PRFIN20100226_061205_000000502087_00149_41786_6812.N1	26-FEB-2010 06:12:05	Dark	50.000	131	Gam Lup	2.8000	26000.	100	41786	No
81	GOM_NL__2PRFIN20100226_061446_000000432087_00149_41786_6813.N1	26-FEB-2010 06:14:46	Dark	43.000	4	Alp1Cen	-0.010000	5800.0	86	41786	No
82	GOM_NL__2PRFIN20100226_061605_000000522087_00149_41786_6814.N1	26-FEB-2010 06:16:05	Dark	52.000	10	Bet Cen	0.61000	28000.	104	41786	No
83	GOM_NL__2PRFIN20100226_061748_000000432087_00149_41786_6815.N1	26-FEB-2010 06:17:48	Dark	43.000	77	Eps Cen	2.3030	28000.	86	41786	No
84	GOM_NL__2PRFIN20100226_061945_000000572087_00149_41786_6816.N1	26-FEB-2010 06:19:45	Dark	56.500	26	Gam Cru	1.6240	2900.0	113	41786	No
85	GOM_NL__2PRFIN20100226_062104_000000482087_00149_41786_6817.N1	26-FEB-2010 06:21:04	Dark	47.500	64	Gam Cen	2.2000	10600.	95	41786	No
86	GOM_NL__2PRFIN20100226_063707_000000492087_00149_41786_6818.N1	26-FEB-2010 06:37:07	Tw_i_and_stray	48.500	48	30Alp Hya	1.9770	4100.0	97	41786	No
87	GOM_NL__2PRFIN20100226_064331_000000452087_00149_41786_6819.N1	26-FEB-2010 06:43:31	Bright	44.500	22	32Alp Leo	1.3600	15200.	89	41786	No
88	GOM_NL__2PRFIN20100226_064651_000000392087_00149_41786_6820.N1	26-FEB-2010 06:46:51	Bright	38.500	166	17Eps Leo	2.9800	6000.0	77	41786	No
89	GOM_NL__2PRFIN20100226_065526_000000492087_00149_41786_6821.N1	26-FEB-2010 06:55:26	Bright	48.500	174	52Psi UMa	3.0040	4400.0	97	41786	No
90	GOM_NL__2PRFIN20100226_065802_000000422087_00149_41786_6822.N1	26-FEB-2010 06:58:02	Bright	42.000	82	48Bet UMa	2.3650	10600.	84	41786	No
91	GOM_NL__2PRFIN20100226_065931_000000312087_00149_41786_6823.N1	26-FEB-2010 06:59:31	Tw_i_and_stray	31.000	87	64Gam UMa	2.4330	11000.	62	41786	No
92	GOM_NL__2PRFIN20100226_070625_000000372087_00149_41786_6824.N1	26-FEB-2010 07:06:25	Bright	36.500	60	7Bet UMi	2.0810	3950.0	73	41786	No
93	GOM_NL__2PRFIN20100226_071111_000000442087_00149_41786_6825.N1	26-FEB-2010 07:11:11	Bright	44.000	119	14Eta Dra	2.7270	4700.0	88	41786	No
94	GOM_NL__2PRFIN20100226_071526_000000462087_00149_41786_6826.N1	26-FEB-2010 07:15:26	Bright	45.500	130	23Bet Dra	2.7990	5800.0	91	41786	No
95	GOM_NL__2PRFIN20100226_071808_000000342087_00149_41786_6827.N1	26-FEB-2010 07:18:08	Bright	33.500	144	18Del Cyg	2.8600	11000.	67	41786	No
96	GOM_NL__2PRFIN20100226_072018_000000422087_00149_41786_6828.N1	26-FEB-2010 07:20:18	Bright	42.000	5	3Alp Lyr	0.033000	11000.	84	41786	No
97	GOM_NL__2PRFIN20100226_072743_000000562087_00149_41786_6829.N1	26-FEB-2010 07:27:43	Bright	56.000	168	17Zet Aql	2.9860	11000.	112	41786	No
98	GOM_NL__2PRFIN20100226_073311_000000622087_00149_41786_6830.N1	26-FEB-2010 07:33:11	Straylight	61.500	126	60Bet Oph	2.7700	4250.0	123	41786	No
99	GOM_NL__2PRFIN20100226_073951_000000462087_00149_41786_6831.N1	26-FEB-2010 07:39:51	Dark	45.500	137	22Lam Sgr	2.8240	4400.0	91	41786	No
100	GOM_NL__2PRFIN20100226_074214_000000442087_00149_41786_6832.N1	26-FEB-2010 07:42:14	Dark	44.000	38	20Eps Sgr	1.8360	11000.	88	41786	No
101	GOM_NL__2PRFIN20100226_074455_000000452087_00149_41786_6833.N1	26-FEB-2010 07:44:55	Dark	44.500	25	35Lam Sco	1.6200	28000.	89	41786	No

102	GOM_NL__2PRFIN20100226_074650_000000552087_00149_41786_6834.N1	26-FEB-2010 07:46:50	Dark	54.500	75	26Eps Sco	2.2910	4250.0	109	41786	No
103	GOM_NL__2PRFIN20100226_093319_000000492087_00151_41788_6849.N1	26-FEB-2010 09:33:19	Dark	48.500	131	Gam Lup	2.8000	26000.	97	41788	No
104	GOM_NL__2PRFIN20100226_093559_000000442087_00151_41788_6850.N1	26-FEB-2010 09:35:59	Dark	43.500	4	Alp1Cen	-0.010000	5800.0	87	41788	No
105	GOM_NL__2PRFIN20100226_093718_000000512087_00151_41788_6851.N1	26-FEB-2010 09:37:18	Dark	51.000	10	Bet Cen	0.61000	28000.	102	41788	No
106	GOM_NL__2PRFIN20100226_093901_000000432087_00151_41788_6852.N1	26-FEB-2010 09:39:01	Dark	42.500	77	Eps Cen	2.3030	28000.	85	41788	No
107	GOM_NL__2PRFIN20100226_094058_000000432087_00151_41788_6853.N1	26-FEB-2010 09:40:58	Dark	43.000	26	Gam Cru	1.6240	2900.0	86	41788	No
108	GOM_NL__2PRFIN20100226_094218_000000442087_00151_41788_6854.N1	26-FEB-2010 09:42:18	Dark	44.000	64	Gam Cen	2.2000	10600.	88	41788	No
109	GOM_NL__2PRFIN20100226_095820_000000472087_00151_41788_6855.N1	26-FEB-2010 09:58:20	Tw_i_and_stray	46.500	48	30Alp Hya	1.9770	4100.0	93	41788	No
110	GOM_NL__2PRFIN20100226_100442_000000452087_00151_41788_6856.N1	26-FEB-2010 10:04:42	Bright	45.000	22	32Alp Leo	1.3600	15200.	90	41788	No
111	GOM_NL__2PRFIN20100226_100802_000000422087_00151_41788_6857.N1	26-FEB-2010 10:08:02	Bright	41.500	166	17Eps Leo	2.9800	6000.0	83	41788	No
112	GOM_NL__2PRFIN20100226_101636_000000472087_00151_41788_6858.N1	26-FEB-2010 10:16:36	Bright	46.500	174	52Psi UMa	3.0040	4400.0	93	41788	No
113	GOM_NL__2PRFIN20100226_101912_000000462087_00151_41788_6859.N1	26-FEB-2010 10:19:12	Bright	46.000	82	48Bet UMa	2.3650	10600.	92	41788	No
114	GOM_NL__2PRFIN20100226_102041_000000352087_00151_41788_6860.N1	26-FEB-2010 10:20:41	Bright	35.000	87	64Gam UMa	2.4330	11000.	70	41788	No
115	GOM_NL__2PRFIN20100226_102736_000000422087_00151_41788_6861.N1	26-FEB-2010 10:27:36	Bright	42.000	60	7Bet UMi	2.0810	3950.0	84	41788	No
116	GOM_NL__2PRFIN20100226_103222_000000462087_00151_41788_6862.N1	26-FEB-2010 10:32:22	Bright	45.500	119	14Eta Dra	2.7270	4700.0	91	41788	No
117	GOM_NL__2PRFIN20100226_103638_000000472087_00151_41788_6863.N1	26-FEB-2010 10:36:38	Bright	46.500	130	23Bet Dra	2.7990	5800.0	93	41788	No
118	GOM_NL__2PRFIN20100226_103920_000000342087_00151_41788_6864.N1	26-FEB-2010 10:39:20	Bright	34.000	144	18Del Cyg	2.8600	11000.	68	41788	No
119	GOM_NL__2PRFIN20100226_104130_000000442087_00151_41788_6865.N1	26-FEB-2010 10:41:30	Bright	43.500	5	3Alp Lyr	0.033000	11000.	87	41788	No
120	GOM_NL__2PRFIN20100226_104855_000000562087_00151_41788_6866.N1	26-FEB-2010 10:48:55	Bright	56.000	168	17Zet Aql	2.9860	11000.	112	41788	No
121	GOM_NL__2PRFIN20100226_105425_000000592087_00151_41788_6867.N1	26-FEB-2010 10:54:25	Straylight	59.000	126	60Bet Oph	2.7700	4250.0	118	41788	No
122	GOM_NL__2PRFIN20100226_110104_000000472087_00151_41788_6868.N1	26-FEB-2010 11:01:04	Dark	46.500	137	22Lam Sgr	2.8240	4400.0	93	41788	No
123	GOM_NL__2PRFIN20100226_110327_000000472087_00151_41788_6869.N1	26-FEB-2010 11:03:27	Dark	47.000	38	20Eps Sgr	1.8360	11000.	94	41788	No
124	GOM_NL__2PRFIN20100226_110609_000000472087_00151_41788_6870.N1	26-FEB-2010 11:06:09	Dark	47.000	25	35Lam Sco	1.6200	28000.	94	41788	No
125	GOM_NL__2PRFIN20100226_110804_000000562087_00151_41788_6871.N1	26-FEB-2010 11:08:04	Dark	55.500	75	26Eps Sco	2.2910	4250.0	111	41788	No
126	GOM_NL__2PRFIN20100226_111356_000000492087_00152_41789_6862.N1	26-FEB-2010 11:13:56	Dark	49.000	131	Gam Lup	2.8000	26000.	98	41789	No
127	GOM_NL__2PRFIN20100226_111635_000000502087_00152_41789_6863.N1	26-FEB-2010 11:16:35	Dark	50.000	4	Alp1Cen	-0.010000	5800.0	100	41789	No
128	GOM_NL__2PRFIN20100226_111755_000000402087_00152_41789_6864.N1	26-FEB-2010 11:17:55	Dark	40.000	10	Bet Cen	0.61000	28000.	80	41789	No
129	GOM_NL__2PRFIN20100226_111938_000000432087_00152_41789_6865.N1	26-FEB-2010 11:19:38	Dark	43.000	77	Eps Cen	2.3030	28000.	86	41789	No
130	GOM_NL__2PRFIN20100226_112134_000000532087_00152_41789_6866.N1	26-FEB-2010 11:21:34	Dark	52.500	26	Gam Cru	1.6240	2900.0	105	41789	No
131	GOM_NL__2PRFIN20100226_112254_000000502087_00152_41789_6867.N1	26-FEB-2010 11:22:54	Dark	50.000	64	Gam Cen	2.2000	10600.	100	41789	No
132	GOM_NL__2PRFIN20100226_113855_000000452087_00152_41789_6868.N1	26-FEB-2010 11:38:55	Tw_i_and_stray	44.500	48	30Alp Hya	1.9770	4100.0	89	41789	No
133	GOM_NL__2PRFIN20100226_114518_000000452087_00152_41789_6869.N1	26-FEB-2010 11:45:18	Bright	45.000	22	32Alp Leo	1.3600	15200.	90	41789	No
134	GOM_NL__2PRFIN20100226_114838_000000412087_00152_41789_6870.N1	26-FEB-2010 11:48:38	Bright	41.000	166	17Eps Leo	2.9800	6000.0	82	41789	No
135	GOM_NL__2PRFIN20100226_115711_000000462087_00152_41789_6871.N1	26-FEB-2010 11:57:11	Bright	46.000	174	52Psi UMa	3.0040	4400.0	92	41789	No
136	GOM_NL__2PRFIN20100226_115948_000000442087_00152_41789_6872.N1	26-FEB-2010 11:59:48	Bright	43.500	82	48Bet UMa	2.3650	10600.	87	41789	No
137	GOM_NL__2PRFIN20100226_120116_000000352087_00152_41789_6873.N1	26-FEB-2010 12:01:16	Bright	35.000	87	64Gam UMa	2.4330	11000.	70	41789	No
138	GOM_NL__2PRFIN20100226_120812_000000422087_00152_41789_6874.N1	26-FEB-2010 12:08:12	Bright	42.000	60	7Bet UMi	2.0810	3950.0	84	41789	No
139	GOM_NL__2PRFIN20100226_121257_000000462087_00152_41789_6875.N1	26-FEB-2010 12:12:57	Bright	45.500	119	14Eta Dra	2.7270	4700.0	91	41789	No
140	GOM_NL__2PRFIN20100226_121713_000000462087_00152_41789_6876.N1	26-FEB-2010 12:17:13	Bright	45.500	130	23Bet Dra	2.7990	5800.0	91	41789	No
141	GOM_NL__2PRFIN20100226_121955_000000362087_00152_41789_6877.N1	26-FEB-2010 12:19:55	Bright	35.500	144	18Del Cyg	2.8600	11000.	71	41789	No
142	GOM_NL__2PRFIN20100226_122206_000000422087_00152_41789_6878.N1	26-FEB-2010 12:22:06	Bright	42.000	5	3Alp Lyr	0.033000	11000.	84	41789	No
143	GOM_NL__2PRFIN20100226_122931_000000562087_00152_41789_6879.N1	26-FEB-2010 12:29:31	Bright	56.000	168	17Zet Aql	2.9860	11000.	112	41789	No
144	GOM_NL__2PRFIN20100226_123502_000000612087_00152_41789_6880.N1	26-FEB-2010 12:35:02	Straylight	60.500	126	60Bet Oph	2.7700	4250.0	121	41789	No
145	GOM_NL__2PRFIN20100226_124141_000000462087_00152_41789_6881.N1	26-FEB-2010 12:41:41	Dark	46.000	137	22Lam Sgr	2.8240	4400.0	92	41789	No
146	GOM_NL__2PRFIN20100226_124404_000000452087_00152_41789_6882.N1	26-FEB-2010 12:44:04	Dark	45.000	38	20Eps Sgr	1.8360	11000.	90	41789	No
147	GOM_NL__2PRFIN20100226_124645_000000442087_00152_41789_6883.N1	26-FEB-2010 12:46:45	Dark	44.000	25	35Lam Sco	1.6200	28000.	88	41789	No
148	GOM_NL__2PRFIN20100226_124841_000000542087_00152_41789_6884.N1	26-FEB-2010 12:48:41	Dark	54.000	75	26Eps Sco	2.2910	4250.0	108	41789	No
149	GOM_NL__2PRFIN20100226_125433_000000492087_00153_41790_6870.N1	26-FEB-2010 12:54:33	Dark	48.500	131	Gam Lup	2.8000	26000.	97	41790	No
150	GOM_NL__2PRFIN20100226_125712_000000492087_00153_41790_6871.N1	26-FEB-2010 12:57:12	Dark	48.500	4	Alp1Cen	-0.010000	5800.0	97	41790	No
151	GOM_NL__2PRFIN20100226_125831_000000402087_00153_41790_6872.N1	26-FEB-2010 12:58:31	Dark	40.000	10	Bet Cen	0.61000	28000.	80	41790	No
152	GOM_NL__2PRFIN20100226_130014_000000432087_00153_41790_6873.N1	26-FEB-2010 13:00:14	Dark	43.000	77	Eps Cen	2.3030	28000.	86	41790	No
153	GOM_NL__2PRFIN20100226_130211_000000562087_00153_41790_6874.N1	26-FEB-2010 13:02:11	Dark	55.500	26	Gam Cru	1.6240	2900.0	111	41790	No
154	GOM_NL__2PRFIN20100226_130331_000000442087_00153_41790_6875.N1	26-FEB-2010 13:03:31	Dark	43.500	64	Gam Cen	2.2000	10600.	87	41790	No
155	GOM_NL__2PRFIN20100226_131931_000000462087_00153_41790_6876.N1	26-FEB-2010 13:19:31	Tw_i_and_stray	46.000	48	30Alp Hya	1.9770	4100.0	92	41790	No
156	GOM_NL__2PRFIN20100226_132553_000000472087_00153_41790_6877.N1	26-FEB-2010 13:25:53	Bright	46.500	22	32Alp Leo	1.3600	15200.	93	41790	No
157	GOM_NL__2PRFIN20100226_132913_000000402087_00153_41790_6878.N1	26-FEB-2010 13:29:13	Bright	40.000	166	17Eps Leo	2.9800	6000.0	80	41790	No
158	GOM_NL__2PRFIN20100226_133746_000000492087_00153_41790_6879.N1	26-FEB-2010 13:37:46	Bright	48.500	174	52Psi UMa	3.0040	4400.0	97	41790	No
159	GOM_NL__2PRFIN20100226_134024_000000422087_00153_41790_6880.N1	26-FEB-2010 13:40:24	Bright	42.000	82	48Bet UMa	2.3650	10600.	84	41790	No
160	GOM_NL__2PRFIN20100226_134151_000000392087_00153_41790_6881.N1	26-FEB-2010 13:41:51	Bright	39.000	87	64Gam UMa	2.4330	11000.	78	41790	No





161	GOM_NL__2PRFIN20100226_134847_000000422087_00153_41790_6882.N1	26-FEB-2010 13:48:47	Bright	42.000	60	7Bet UMi	2.0810	3950.0	84	41790	No
162	GOM_NL__2PRFIN20100226_135333_000000452087_00153_41790_6883.N1	26-FEB-2010 13:53:33	Bright	44.500	119	14Eta Dra	2.7270	4700.0	89	41790	No
163	GOM_NL__2PRFIN20100226_135749_000000492087_00153_41790_6884.N1	26-FEB-2010 13:57:49	Bright	49.000	130	23Bet Dra	2.7990	5800.0	98	41790	No
164	GOM_NL__2PRFIN20100226_140032_000000532087_00153_41790_6885.N1	26-FEB-2010 14:00:32	Bright	53.000	144	18Del Cyg	2.8600	11000.	106	41790	No
165	GOM_NL__2PRFIN20100226_140242_000000392087_00153_41790_6886.N1	26-FEB-2010 14:02:42	Bright	39.000	5	3Alp Lyr	0.033000	11000.	78	41790	No
166	GOM_NL__2PRFIN20100226_141007_000000562087_00153_41790_6887.N1	26-FEB-2010 14:10:07	Bright	56.000	168	17Zet Aql	2.9860	11000.	112	41790	No
167	GOM_NL__2PRFIN20100226_141538_000000522087_00153_41790_6888.N1	26-FEB-2010 14:15:38	Straylight	52.000	126	60Bet Oph	2.7700	4250.0	104	41790	No
168	GOM_NL__2PRFIN20100226_142217_000000492087_00153_41790_6889.N1	26-FEB-2010 14:22:17	Dark	48.500	137	22Lam Sgr	2.8240	4400.0	97	41790	No
169	GOM_NL__2PRFIN20100226_142440_000000442087_00153_41790_6890.N1	26-FEB-2010 14:24:40	Dark	43.500	38	20Eps Sgr	1.8360	11000.	87	41790	No
170	GOM_NL__2PRFIN20100226_142722_000000492087_00153_41790_6891.N1	26-FEB-2010 14:27:22	Dark	48.500	25	35Lam Sco	1.6200	28000.	97	41790	No
171	GOM_NL__2PRFIN20100226_142918_000000512087_00153_41790_6892.N1	26-FEB-2010 14:29:18	Dark	51.000	75	26Eps Sco	2.2910	4250.0	102	41790	No
172	GOM_NL__2PRFIN20100226_143510_000000502087_00154_41791_6878.N1	26-FEB-2010 14:35:10	Dark	49.500	131	Gam Lup	2.8000	26000.	99	41791	No
173	GOM_NL__2PRFIN20100226_143748_000000572087_00154_41791_6879.N1	26-FEB-2010 14:37:48	Dark	57.000	4	Alp1Cen	-0.010000	5800.0	114	41791	No
174	GOM_NL__2PRFIN20100226_143908_000000522087_00154_41791_6880.N1	26-FEB-2010 14:39:08	Dark	51.500	10	Bet Cen	0.61000	28000.	103	41791	No
175	GOM_NL__2PRFIN20100226_144051_000000432087_00154_41791_6881.N1	26-FEB-2010 14:40:51	Dark	42.500	77	Eps Cen	2.3030	28000.	85	41791	No
176	GOM_NL__2PRFIN20100226_144247_000000492087_00154_41791_6882.N1	26-FEB-2010 14:42:47	Dark	49.000	26	Gam Cru	1.6240	2900.0	98	41791	No
177	GOM_NL__2PRFIN20100226_144407_000000452087_00154_41791_6883.N1	26-FEB-2010 14:44:07	Dark	44.500	64	Gam Cen	2.2000	10600.	89	41791	No
178	GOM_NL__2PRFIN20100226_150008_000000472087_00154_41791_6884.N1	26-FEB-2010 15:00:08	Twi_and_stray	46.500	48	30Alp Hya	1.9770	4100.0	93	41791	No
179	GOM_NL__2PRFIN20100226_150629_000000462087_00154_41791_6885.N1	26-FEB-2010 15:06:29	Bright	45.500	22	32Alp Leo	1.3600	15200.	91	41791	No
180	GOM_NL__2PRFIN20100226_150949_000000412087_00154_41791_6886.N1	26-FEB-2010 15:09:49	Bright	41.000	166	17Eps Leo	2.9800	6000.0	82	41791	No
181	GOM_NL__2PRFIN20100226_151821_000000682087_00154_41791_6887.N1	26-FEB-2010 15:18:21	Bright	68.000	174	52Psi UMa	3.0040	4400.0	136	41791	No
182	GOM_NL__2PRFIN20100226_152059_000000422087_00154_41791_6888.N1	26-FEB-2010 15:20:59	Bright	41.500	82	48Bet UMa	2.3650	10600.	83	41791	No
183	GOM_NL__2PRFIN20100226_152226_000000392087_00154_41791_6889.N1	26-FEB-2010 15:22:26	Bright	39.000	87	64Gam UMa	2.4330	11000.	78	41791	No
184	GOM_NL__2PRFIN20100226_152923_000000432087_00154_41791_6890.N1	26-FEB-2010 15:29:23	Bright	42.500	60	7Bet UMi	2.0810	3950.0	85	41791	No
185	GOM_NL__2PRFIN20100226_153408_000000462087_00154_41791_6891.N1	26-FEB-2010 15:34:08	Bright	45.500	119	14Eta Dra	2.7270	4700.0	91	41791	No
186	GOM_NL__2PRFIN20100226_153825_000000442087_00154_41791_6892.N1	26-FEB-2010 15:38:25	Bright	43.500	130	23Bet Dra	2.7990	5800.0	87	41791	No
187	GOM_NL__2PRFIN20100226_154108_000000352087_00154_41791_6893.N1	26-FEB-2010 15:41:08	Bright	34.500	144	18Del Cyg	2.8600	11000.	69	41791	No
188	GOM_NL__2PRFIN20100226_154318_000000442087_00154_41791_6894.N1	26-FEB-2010 15:43:18	Bright	43.500	5	3Alp Lyr	0.033000	11000.	87	41791	No
189	GOM_NL__2PRFIN20100226_155044_000000372087_00154_41791_6895.N1	26-FEB-2010 15:50:44	Bright	37.000	168	17Zet Aql	2.9860	11000.	74	41791	No
190	GOM_NL__2PRFIN20100226_155615_000000522087_00154_41791_6896.N1	26-FEB-2010 15:56:15	Straylight	52.000	126	60Bet Oph	2.7700	4250.0	104	41791	No
191	GOM_NL__2PRFIN20100226_160253_000000432087_00154_41791_6897.N1	26-FEB-2010 16:02:53	Dark	43.000	137	22Lam Sgr	2.8240	4400.0	86	41791	No
192	GOM_NL__2PRFIN20100226_160517_000000442087_00154_41791_6898.N1	26-FEB-2010 16:05:17	Dark	44.000	38	20Eps Sgr	1.8360	11000.	88	41791	No
193	GOM_NL__2PRFIN20100226_160759_000000532087_00154_41791_6899.N1	26-FEB-2010 16:07:59	Dark	52.500	25	35Lam Sco	1.6200	28000.	105	41791	No
194	GOM_NL__2PRFIN20100226_160955_000000642087_00154_41791_6900.N1	26-FEB-2010 16:09:55	Dark	63.500	75	26Eps Sco	2.2910	4250.0	127	41791	No
195	GOM_NL__2PRFIN20100226_161548_000000482087_00155_41792_6886.N1	26-FEB-2010 16:15:48	Dark	48.000	131	Gam Lup	2.8000	26000.	96	41792	No
196	GOM_NL__2PRFIN20100226_161825_000000442087_00155_41792_6887.N1	26-FEB-2010 16:18:25	Dark	44.000	4	Alp1Cen	-0.010000	5800.0	88	41792	No
197	GOM_NL__2PRFIN20100226_161944_000000522087_00155_41792_6888.N1	26-FEB-2010 16:19:44	Dark	51.500	10	Bet Cen	0.61000	28000.	103	41792	No
198	GOM_NL__2PRFIN20100226_162128_000000432087_00155_41792_6889.N1	26-FEB-2010 16:21:28	Dark	43.000	77	Eps Cen	2.3030	28000.	86	41792	No
199	GOM_NL__2PRFIN20100226_162324_000000502087_00155_41792_6890.N1	26-FEB-2010 16:23:24	Dark	50.000	26	Gam Cru	1.6240	2900.0	100	41792	No
200	GOM_NL__2PRFIN20100226_162444_000000442087_00155_41792_6891.N1	26-FEB-2010 16:24:44	Dark	43.500	64	Gam Cen	2.2000	10600.	87	41792	No
201	GOM_NL__2PRFIN20100226_164044_000000502087_00155_41792_6892.N1	26-FEB-2010 16:40:44	Twi_and_stray	49.500	48	30Alp Hya	1.9770	4100.0	99	41792	No
202	GOM_NL__2PRFIN20100226_164705_000000462087_00155_41792_6893.N1	26-FEB-2010 16:47:05	Bright	45.500	22	32Alp Leo	1.3600	15200.	91	41792	No
203	GOM_NL__2PRFIN20100226_165025_000000402087_00155_41792_6894.N1	26-FEB-2010 16:50:25	Bright	40.000	166	17Eps Leo	2.9800	6000.0	80	41792	No
204	GOM_NL__2PRFIN20100226_165857_000000472087_00155_41792_6895.N1	26-FEB-2010 16:58:57	Bright	47.000	174	52Psi UMa	3.0040	4400.0	94	41792	No
205	GOM_NL__2PRFIN20100226_170135_000000622087_00155_41792_6896.N1	26-FEB-2010 17:01:35	Bright	62.000	82	48Bet UMa	2.3650	10600.	124	41792	No
206	GOM_NL__2PRFIN20100226_170302_000000432087_00155_41792_6897.N1	26-FEB-2010 17:03:02	Bright	43.000	87	64Gam UMa	2.4330	11000.	86	41792	No
207	GOM_NL__2PRFIN20100226_170958_000000422087_00155_41792_6898.N1	26-FEB-2010 17:09:58	Bright	42.000	60	7Bet UMi	2.0810	3950.0	84	41792	No
208	GOM_NL__2PRFIN20100226_171444_000000432087_00155_41792_6899.N1	26-FEB-2010 17:14:44	Bright	42.500	119	14Eta Dra	2.7270	4700.0	85	41792	No
209	GOM_NL__2PRFIN20100226_171900_000000462087_00155_41792_6900.N1	26-FEB-2010 17:19:00	Bright	46.000	130	23Bet Dra	2.7990	5800.0	92	41792	No
210	GOM_NL__2PRFIN20100226_172144_000000532087_00155_41792_6901.N1	26-FEB-2010 17:21:44	Bright	53.000	144	18Del Cyg	2.8600	11000.	106	41792	No
211	GOM_NL__2PRFIN20100226_172354_000000432087_00155_41792_6902.N1	26-FEB-2010 17:23:54	Bright	42.500	5	3Alp Lyr	0.033000	11000.	85	41792	No
212	GOM_NL__2PRFIN20100226_173120_000000562087_00155_41792_6903.N1	26-FEB-2010 17:31:20	Bright	56.000	168	17Zet Aql	2.9860	11000.	112	41792	No
213	GOM_NL__2PRFIN20100226_173652_000000442087_00155_41792_6904.N1	26-FEB-2010 17:36:52	Straylight	44.000	126	60Bet Oph	2.7700	4250.0	88	41792	No
214	GOM_NL__2PRFIN20100226_174330_000000452087_00155_41792_6905.N1	26-FEB-2010 17:43:30	Dark	44.500	137	22Lam Sgr	2.8240	4400.0	89	41792	No
215	GOM_NL__2PRFIN20100226_174553_000000452087_00155_41792_6906.N1	26-FEB-2010 17:45:53	Dark	45.000	38	20Eps Sgr	1.8360	11000.	90	41792	No
216	GOM_NL__2PRFIN20100226_174836_000000482087_00155_41792_6907.N1	26-FEB-2010 17:48:36	Dark	47.500	25	35Lam Sco	1.6200	28000.	95	41792	No
217	GOM_NL__2PRFIN20100226_175032_000000512087_00155_41792_6908.N1	26-FEB-2010 17:50:32	Dark	50.500	75	26Eps Sco	2.2910	4250.0	101	41792	No
218	GOM_NL__2PRFIN20100226_175625_000000502087_00156_41793_6894.N1	26-FEB-2010 17:56:25	Dark	49.500	131	Gam Lup	2.8000	26000.	99	41793	No
219	GOM_NL__2PRFIN20100226_175902_000000432087_00156_41793_6895.N1	26-FEB-2010 17:59:02	Dark	43.000	4	Alp1Cen	-0.010000	5800.0	86	41793	No

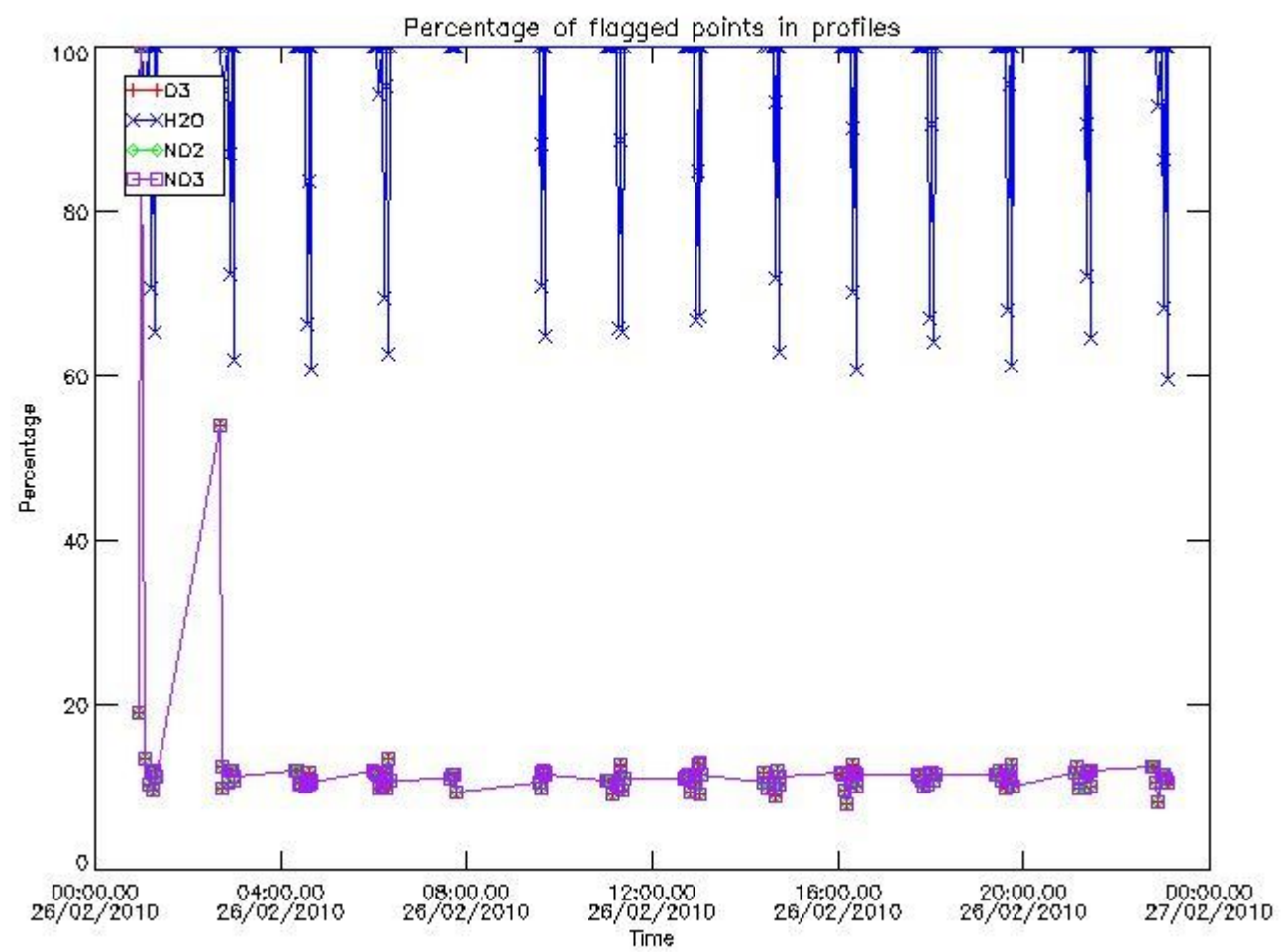
220	GOM_NL__2PRFIN20100226_180021_000000432087_00156_41793_6896.N1	26-FEB-2010 18:00:21	Dark	43.000	10	Bet Cen	0.61000	28000.	86	41793	No
221	GOM_NL__2PRFIN20100226_180205_000000442087_00156_41793_6897.N1	26-FEB-2010 18:02:05	Dark	44.000	77	Eps Cen	2.3030	28000.	88	41793	No
222	GOM_NL__2PRFIN20100226_180400_000000562087_00156_41793_6898.N1	26-FEB-2010 18:04:00	Dark	56.000	26	Gam Cru	1.6240	2900.0	112	41793	No
223	GOM_NL__2PRFIN20100226_180521_000000442087_00156_41793_6899.N1	26-FEB-2010 18:05:21	Dark	44.000	64	Gam Cen	2.2000	10600.	88	41793	No
224	GOM_NL__2PRFIN20100226_182120_000000482087_00156_41793_6900.N1	26-FEB-2010 18:21:20	Twilight	47.500	48	30Alp Hya	1.9770	4100.0	95	41793	No
225	GOM_NL__2PRFIN20100226_182741_000000452087_00156_41793_6901.N1	26-FEB-2010 18:27:41	Bright	45.000	22	32Alp Leo	1.3600	15200.	90	41793	No
226	GOM_NL__2PRFIN20100226_183101_000000412087_00156_41793_6902.N1	26-FEB-2010 18:31:01	Bright	40.500	166	17Eps Leo	2.9800	6000.0	81	41793	No
227	GOM_NL__2PRFIN20100226_183932_000000482087_00156_41793_6903.N1	26-FEB-2010 18:39:32	Bright	47.500	174	52Psi UMa	3.0040	4400.0	95	41793	No
228	GOM_NL__2PRFIN20100226_184210_000000422087_00156_41793_6904.N1	26-FEB-2010 18:42:10	Bright	42.000	82	48Bet UMa	2.3650	10600.	84	41793	No
229	GOM_NL__2PRFIN20100226_184337_000000432087_00156_41793_6905.N1	26-FEB-2010 18:43:37	Bright	43.000	87	64Gam UMa	2.4330	11000.	86	41793	No
230	GOM_NL__2PRFIN20100226_185034_000000412087_00156_41793_6906.N1	26-FEB-2010 18:50:34	Bright	40.500	60	7Bet UMi	2.0810	3950.0	81	41793	No
231	GOM_NL__2PRFIN20100226_185519_000000442087_00156_41793_6907.N1	26-FEB-2010 18:55:19	Bright	43.500	119	14Eta Dra	2.7270	4700.0	87	41793	No
232	GOM_NL__2PRFIN20100226_185936_000000472087_00156_41793_6908.N1	26-FEB-2010 18:59:36	Bright	46.500	130	23Bet Dra	2.7990	5800.0	93	41793	No
233	GOM_NL__2PRFIN20100226_190220_000000352087_00156_41793_6909.N1	26-FEB-2010 19:02:20	Bright	34.500	144	18Del Cyg	2.8600	11000.	69	41793	No
234	GOM_NL__2PRFIN20100226_190430_000000442087_00156_41793_6910.N1	26-FEB-2010 19:04:30	Bright	44.000	5	3Alp Lyr	0.033000	11000.	88	41793	No
235	GOM_NL__2PRFIN20100226_191156_000000562087_00156_41793_6911.N1	26-FEB-2010 19:11:56	Bright	56.000	168	17Zet Aql	2.9860	11000.	112	41793	No
236	GOM_NL__2PRFIN20100226_191729_000000442087_00156_41793_6912.N1	26-FEB-2010 19:17:29	Straylight	44.000	126	60Bet Oph	2.7700	4250.0	88	41793	No
237	GOM_NL__2PRFIN20100226_192407_000000452087_00156_41793_6913.N1	26-FEB-2010 19:24:07	Dark	44.500	137	22Lam Sgr	2.8240	4400.0	89	41793	No
238	GOM_NL__2PRFIN20100226_192630_000000442087_00156_41793_6914.N1	26-FEB-2010 19:26:30	Dark	44.000	38	20Eps Sgr	1.8360	11000.	88	41793	No
239	GOM_NL__2PRFIN20100226_192913_000000472087_00156_41793_6915.N1	26-FEB-2010 19:29:13	Dark	46.500	25	35Lam Sco	1.6200	28000.	93	41793	No
240	GOM_NL__2PRFIN20100226_193109_000000522087_00156_41793_6916.N1	26-FEB-2010 19:31:09	Dark	51.500	75	26Eps Sco	2.2910	4250.0	103	41793	No
241	GOM_NL__2PRFIN20100226_193702_000000512087_00157_41794_6902.N1	26-FEB-2010 19:37:02	Dark	51.000	131	Gam Lup	2.8000	26000.	102	41794	No
242	GOM_NL__2PRFIN20100226_193938_000000432087_00157_41794_6903.N1	26-FEB-2010 19:39:38	Dark	42.500	4	Alp1Cen	-0.010000	5800.0	85	41794	No
243	GOM_NL__2PRFIN20100226_194058_000000452087_00157_41794_6904.N1	26-FEB-2010 19:40:58	Dark	45.000	10	Bet Cen	0.61000	28000.	90	41794	No
244	GOM_NL__2PRFIN20100226_194241_000000442087_00157_41794_6905.N1	26-FEB-2010 19:42:41	Dark	44.000	77	Eps Cen	2.3030	28000.	88	41794	No
245	GOM_NL__2PRFIN20100226_194437_000000462087_00157_41794_6906.N1	26-FEB-2010 19:44:37	Dark	45.500	26	Gam Cru	1.6240	2900.0	91	41794	No
246	GOM_NL__2PRFIN20100226_194557_000000502087_00157_41794_6907.N1	26-FEB-2010 19:45:57	Dark	49.500	64	Gam Cen	2.2000	10600.	99	41794	No
247	GOM_NL__2PRFIN20100226_200156_000000492087_00157_41794_6908.N1	26-FEB-2010 20:01:56	Twilight	48.500	48	30Alp Hya	1.9770	4100.0	97	41794	No
248	GOM_NL__2PRFIN20100226_200817_000000462087_00157_41794_6909.N1	26-FEB-2010 20:08:17	Bright	46.000	22	32Alp Leo	1.3600	15200.	92	41794	No
249	GOM_NL__2PRFIN20100226_201137_000000412087_00157_41794_6910.N1	26-FEB-2010 20:11:37	Bright	40.500	166	17Eps Leo	2.9800	6000.0	81	41794	No
250	GOM_NL__2PRFIN20100226_202007_000000452087_00157_41794_6911.N1	26-FEB-2010 20:20:07	Bright	45.000	174	52Psi UMa	3.0040	4400.0	90	41794	No
251	GOM_NL__2PRFIN20100226_202245_000000422087_00157_41794_6912.N1	26-FEB-2010 20:22:45	Bright	42.000	82	48Bet UMa	2.3650	10600.	84	41794	No
252	GOM_NL__2PRFIN20100226_202412_000000462087_00157_41794_6913.N1	26-FEB-2010 20:24:12	Bright	46.000	87	64Gam UMa	2.4330	11000.	92	41794	No
253	GOM_NL__2PRFIN20100226_203110_000000592087_00157_41794_6914.N1	26-FEB-2010 20:31:10	Bright	59.000	60	7Bet UMi	2.0810	3950.0	118	41794	No
254	GOM_NL__2PRFIN20100226_203555_000000482087_00157_41794_6915.N1	26-FEB-2010 20:35:55	Bright	47.500	119	14Eta Dra	2.7270	4700.0	95	41794	No
255	GOM_NL__2PRFIN20100226_204012_000000452087_00157_41794_6916.N1	26-FEB-2010 20:40:12	Bright	45.000	130	23Bet Dra	2.7990	5800.0	90	41794	No
256	GOM_NL__2PRFIN20100226_204256_000000532087_00157_41794_6917.N1	26-FEB-2010 20:42:56	Bright	53.000	144	18Del Cyg	2.8600	11000.	106	41794	No
257	GOM_NL__2PRFIN20100226_204506_000000442087_00157_41794_6918.N1	26-FEB-2010 20:45:06	Bright	44.000	5	3Alp Lyr	0.033000	11000.	88	41794	No
258	GOM_NL__2PRFIN20100226_205232_000000382087_00157_41794_6919.N1	26-FEB-2010 20:52:32	Bright	38.000	168	17Zet Aql	2.9860	11000.	76	41794	No
259	GOM_NL__2PRFIN20100226_205805_000000352087_00157_41794_6920.N1	26-FEB-2010 20:58:05	Straylight	35.000	126	60Bet Oph	2.7700	4250.0	70	41794	No
260	GOM_NL__2PRFIN20100226_210443_000000442087_00157_41794_6921.N1	26-FEB-2010 21:04:43	Dark	43.500	137	22Lam Sgr	2.8240	4400.0	87	41794	No
261	GOM_NL__2PRFIN20100226_210706_000000452087_00157_41794_6922.N1	26-FEB-2010 21:07:06	Dark	45.000	38	20Eps Sgr	1.8360	11000.	90	41794	No
262	GOM_NL__2PRFIN20100226_210949_000000462087_00157_41794_6923.N1	26-FEB-2010 21:09:49	Dark	45.500	25	35Lam Sco	1.6200	28000.	91	41794	No
263	GOM_NL__2PRFIN20100226_211146_000000512087_00157_41794_6924.N1	26-FEB-2010 21:11:46	Dark	51.000	75	26Eps Sco	2.2910	4250.0	102	41794	No
264	GOM_NL__2PRFIN20100226_211739_000000522087_00158_41795_6910.N1	26-FEB-2010 21:17:39	Dark	51.500	131	Gam Lup	2.8000	26000.	103	41795	No
265	GOM_NL__2PRFIN20100226_212015_000000442087_00158_41795_6911.N1	26-FEB-2010 21:20:15	Dark	43.500	4	Alp1Cen	-0.010000	5800.0	87	41795	No
266	GOM_NL__2PRFIN20100226_212134_000000432087_00158_41795_6912.N1	26-FEB-2010 21:21:34	Dark	43.000	10	Bet Cen	0.61000	28000.	86	41795	No
267	GOM_NL__2PRFIN20100226_212318_000000432087_00158_41795_6913.N1	26-FEB-2010 21:23:18	Dark	42.500	77	Eps Cen	2.3030	28000.	85	41795	No
268	GOM_NL__2PRFIN20100226_212513_000000562087_00158_41795_6914.N1	26-FEB-2010 21:25:13	Dark	55.500	26	Gam Cru	1.6240	2900.0	111	41795	No
269	GOM_NL__2PRFIN20100226_212634_000000432087_00158_41795_6915.N1	26-FEB-2010 21:26:34	Dark	42.500	64	Gam Cen	2.2000	10600.	85	41795	No
270	GOM_NL__2PRFIN20100226_214232_000000462087_00158_41795_6916.N1	26-FEB-2010 21:42:32	Twilight	45.500	48	30Alp Hya	1.9770	4100.0	91	41795	No
271	GOM_NL__2PRFIN20100226_214852_000000452087_00158_41795_6917.N1	26-FEB-2010 21:48:52	Bright	45.000	22	32Alp Leo	1.3600	15200.	90	41795	No
272	GOM_NL__2PRFIN20100226_215212_000000412087_00158_41795_6918.N1	26-FEB-2010 21:52:12	Bright	40.500	166	17Eps Leo	2.9800	6000.0	81	41795	No
273	GOM_NL__2PRFIN20100226_220042_000000482087_00158_41795_6919.N1	26-FEB-2010 22:00:42	Bright	47.500	174	52Psi UMa	3.0040	4400.0	95	41795	No
274	GOM_NL__2PRFIN20100226_220321_000000412087_00158_41795_6920.N1	26-FEB-2010 22:03:21	Bright	40.500	82	48Bet UMa	2.3650	10600.	81	41795	No
275	GOM_NL__2PRFIN20100226_220447_000000462087_00158_41795_6921.N1	26-FEB-2010 22:04:47	Bright	46.000	87	64Gam UMa	2.4330	11000.	92	41795	No
276	GOM_NL__2PRFIN20100226_221145_000000372087_00158_41795_6922.N1	26-FEB-2010 22:11:45	Bright	36.500	60	7Bet UMi	2.0810	3950.0	73	41795	No
277	GOM_NL__2PRFIN20100226_221630_000000462087_00158_41795_6923.N1	26-FEB-2010 22:16:30	Bright	46.000	119	14Eta Dra	2.7270	4700.0	92	41795	No
278	GOM_NL__2PRFIN20100226_222048_000000422087_00158_41795_6924.N1	26-FEB-2010 22:20:48	Bright	42.000	130	23Bet Dra	2.7990	5800.0	84	41795	No

279	GOM_NL__2PRFIN20100226_222331_000000352087_00158_41795_6925.N1	26-FEB-2010 22:23:31	Bright	34.500	144	18Del Cyg	2.8600	11000.	69	41795	No
280	GOM_NL__2PRFIN20100226_222542_000000492087_00158_41795_6926.N1	26-FEB-2010 22:25:42	Bright	49.000	5	3Alp Lyr	0.033000	11000.	98	41795	No
281	GOM_NL__2PRFIN20100226_223308_000000562087_00158_41795_6927.N1	26-FEB-2010 22:33:08	Bright	56.000	168	17Zet Aql	2.9860	11000.	112	41795	No
282	GOM_NL__2PRFIN20100226_223842_000000352087_00158_41795_6928.N1	26-FEB-2010 22:38:42	Straylight	34.500	126	60Bet Oph	2.7700	4250.0	69	41795	No
283	GOM_NL__2PRFIN20100226_224520_000000452087_00158_41795_6929.N1	26-FEB-2010 22:45:20	Dark	44.500	137	22Lam Sgr	2.8240	4400.0	89	41795	No
284	GOM_NL__2PRFIN20100226_224743_000000412087_00158_41795_6930.N1	26-FEB-2010 22:47:43	Dark	40.500	38	20Eps Sgr	1.8360	11000.	81	41795	No
285	GOM_NL__2PRFIN20100226_225026_000000532087_00158_41795_6931.N1	26-FEB-2010 22:50:26	Dark	53.000	25	35Lam Sco	1.6200	28000.	106	41795	No
286	GOM_NL__2PRFIN20100226_225223_000000622087_00158_41795_6932.N1	26-FEB-2010 22:52:23	Dark	62.000	75	26Eps Sco	2.2910	4250.0	124	41795	No
287	GOM_NL__2PRFIN20100226_225816_000000482087_00159_41796_6918.N1	26-FEB-2010 22:58:16	Dark	48.000	131	Gam Lup	2.8000	26000.	96	41796	No
288	GOM_NL__2PRFIN20100226_230051_000000452087_00159_41796_6919.N1	26-FEB-2010 23:00:51	Dark	44.500	4	Alp1Cen	-0.010000	5800.0	89	41796	No
289	GOM_NL__2PRFIN20100226_230210_000000442087_00159_41796_6920.N1	26-FEB-2010 23:02:10	Dark	44.000	10	Bet Cen	0.610000	28000.	88	41796	No
290	GOM_NL__2PRFIN20100226_230355_000000462087_00159_41796_6921.N1	26-FEB-2010 23:03:55	Dark	45.500	77	Eps Cen	2.3030	28000.	91	41796	No
291	GOM_NL__2PRFIN20100226_230550_000000492087_00159_41796_6922.N1	26-FEB-2010 23:05:50	Dark	48.500	26	Gam Cru	1.6240	2900.0	97	41796	No
292	GOM_NL__2PRFIN20100226_230710_000000492087_00159_41796_6923.N1	26-FEB-2010 23:07:10	Dark	48.500	64	Gam Cen	2.2000	10600.	97	41796	No
293	GOM_NL__2PRFIN20100226_232308_000000462087_00159_41796_6924.N1	26-FEB-2010 23:23:08	Twilight_stray	46.000	48	30Alp Hya	1.9770	4100.0	92	41796	No
294	GOM_NL__2PRFIN20100226_232928_000000452087_00159_41796_6925.N1	26-FEB-2010 23:29:28	Bright	45.000	22	32Alp Leo	1.3600	15200.	90	41796	No
295	GOM_NL__2PRFIN20100226_233248_000000402087_00159_41796_6926.N1	26-FEB-2010 23:32:48	Bright	39.500	166	17Eps Leo	2.9800	6000.0	79	41796	No
296	GOM_NL__2PRFIN20100226_234117_000000472087_00159_41796_6927.N1	26-FEB-2010 23:41:17	Bright	46.500	174	52Psi UMa	3.0040	4400.0	93	41796	No
297	GOM_NL__2PRFIN20100226_234356_000000422087_00159_41796_6928.N1	26-FEB-2010 23:43:56	Bright	42.000	82	48Bet UMa	2.3650	10600.	84	41796	No
298	GOM_NL__2PRFIN20100226_234522_000000472087_00159_41796_6929.N1	26-FEB-2010 23:45:22	Bright	47.000	87	64Gam UMa	2.4330	11000.	94	41796	No
299	GOM_NL__2PRFIN20100226_235221_000000432087_00159_41796_6930.N1	26-FEB-2010 23:52:21	Bright	42.500	60	7Bet UMi	2.0810	3950.0	85	41796	No
300	GOM_NL__2PRFIN20100226_235706_000000422087_00159_41796_6931.N1	26-FEB-2010 23:57:06	Bright	42.000	119	14Eta Dra	2.7270	4700.0	84	41796	No

### 3. Quality information per product

In this section it is plotted some information contained in the Quality Summary data set of the level 2 products. Only products in dark limb conditions and without errors (error flag in the MPH set to "0") are used.

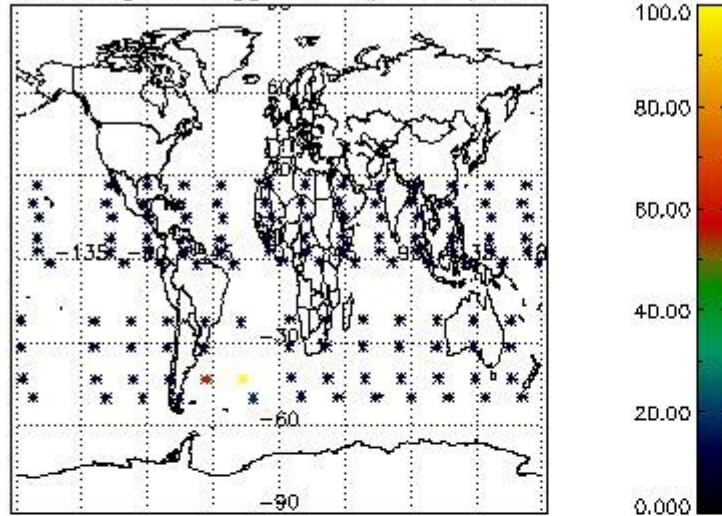
#### 3.1 Plot quality information per product (time dependant)



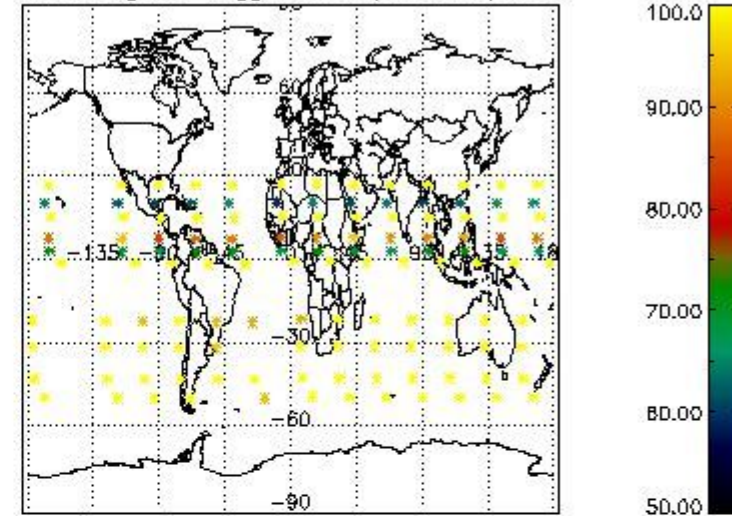
3.2 Plot quality information per product (world map)



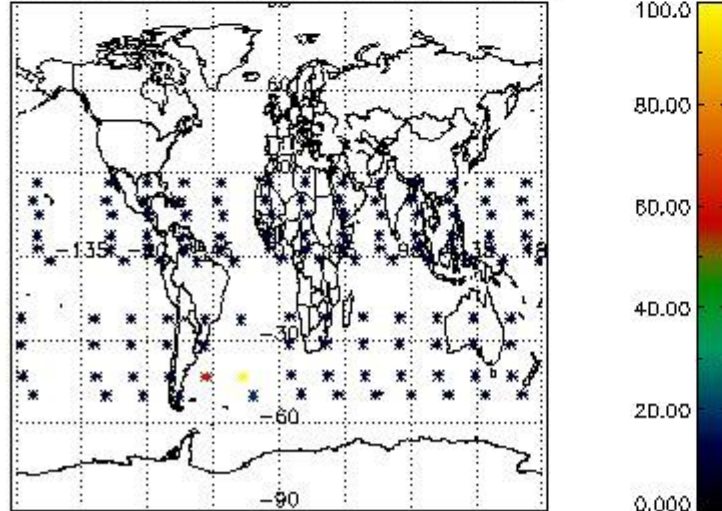
Percentage of flagged data per O3 profile



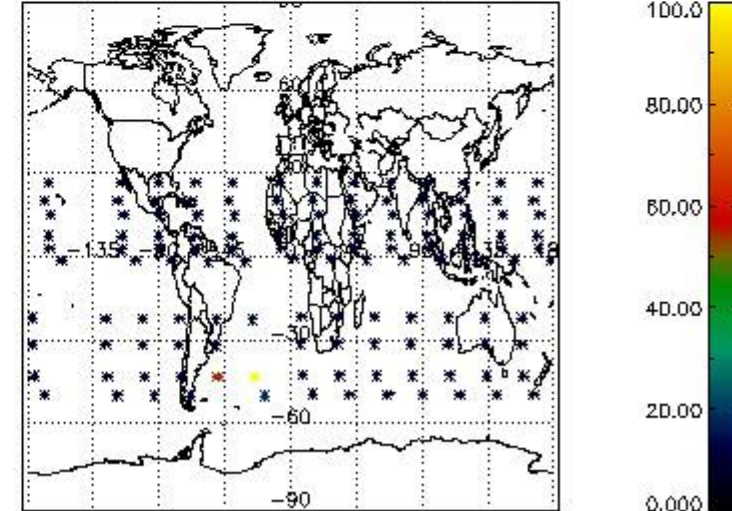
Percentage of flagged data per H2O profile



Percentage of flagged data per NO2 profile



Percentage of flagged data per NO3 profile

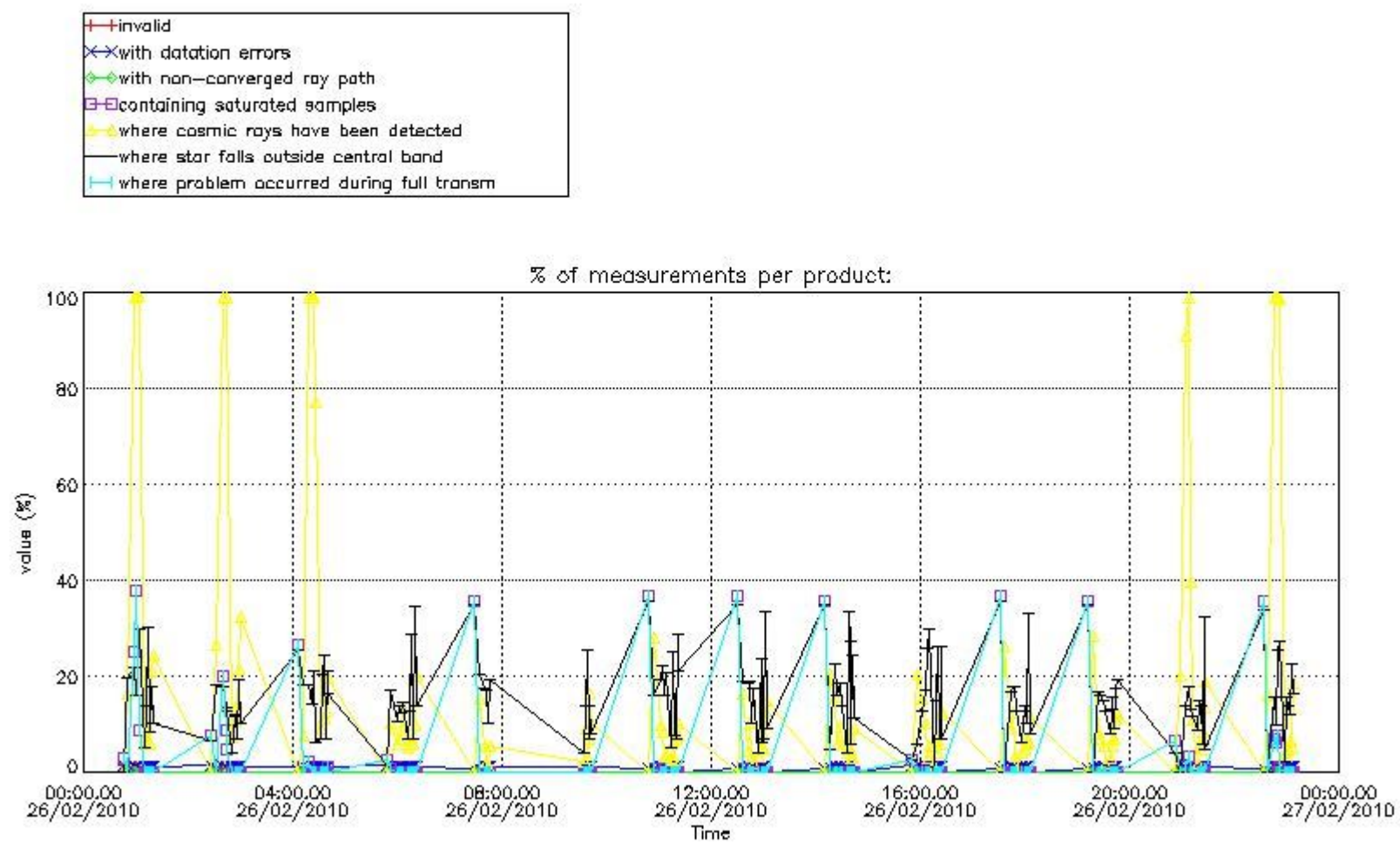


#### 4. Level 1 quality information per product

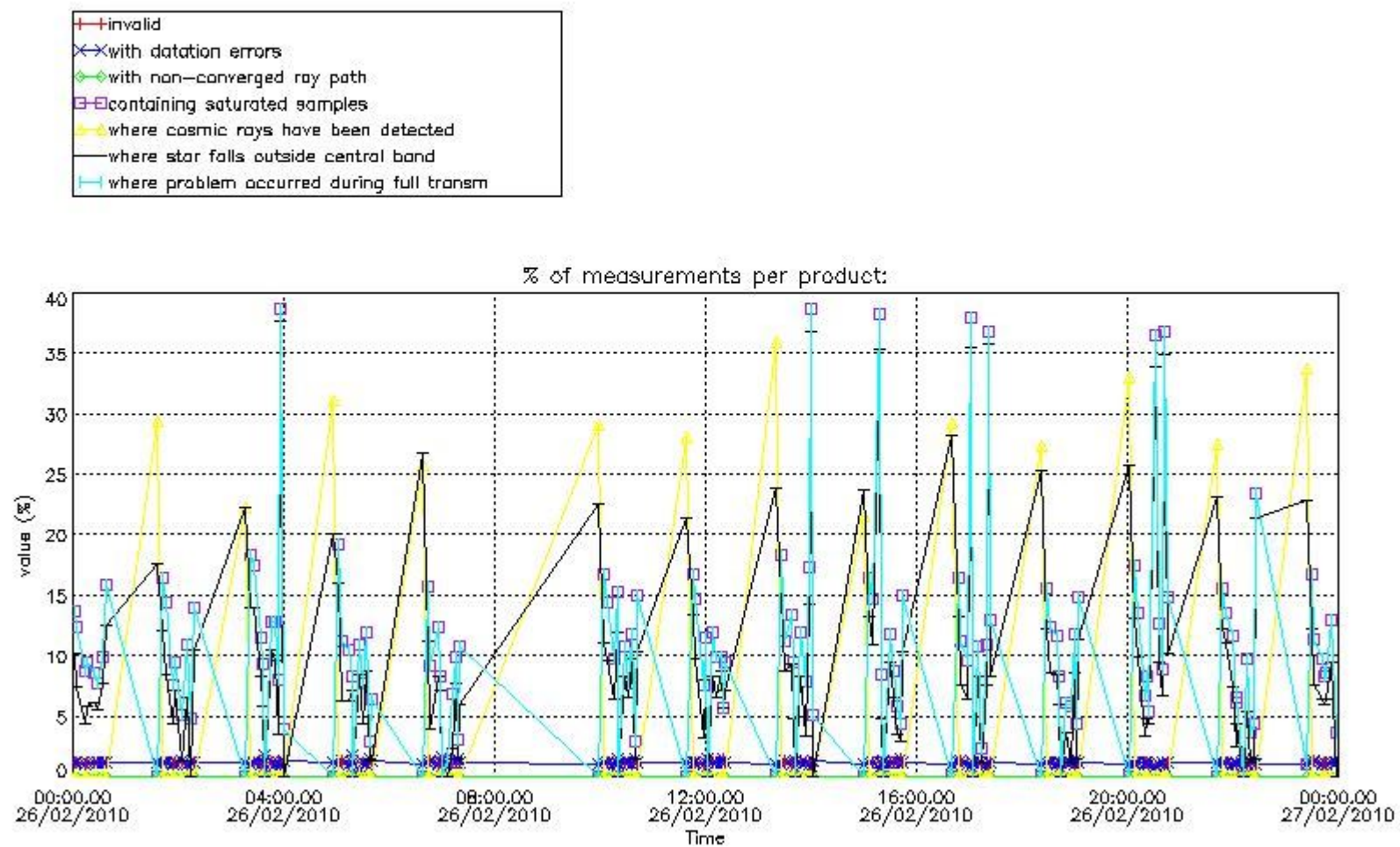
In this section it is plotted some information contained in the Quality Summary data set of the level 2 products that comes from the level 1b processing. Products without errors (error flag in the MPH set to "0") are used.

##### 4.1 Plot quality information per product (time dependant) coming from level 1b processing

##### 4.1.1 Plot level 1 quality information per product (time dependant): ENVISAT ASCENDING passes



4.1.2 Plot level 1 quality information per product (time dependant): ENVISAT DESCENDING passes

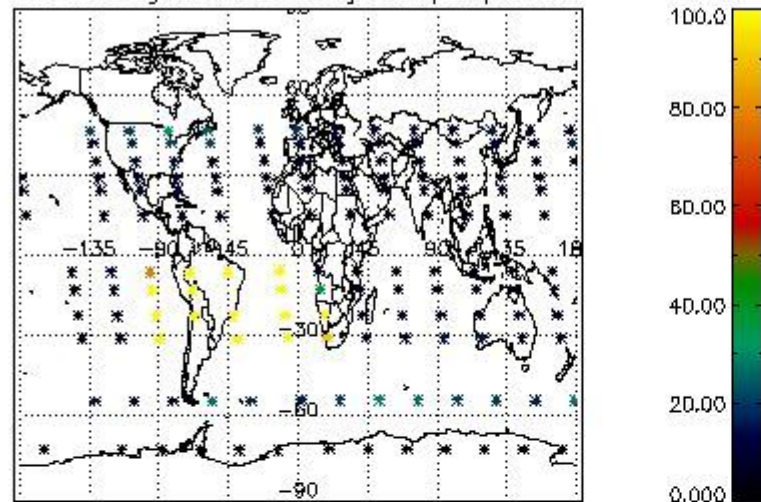


4.2 Plot quality information per product coming from level 1b processing (world map)

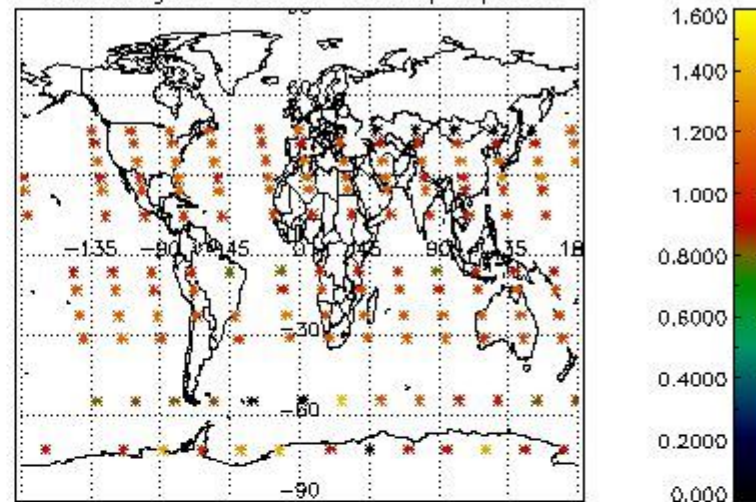
4.2.1 Plot level 1 quality information per product (world map): ENVISAT ASCENDING passes



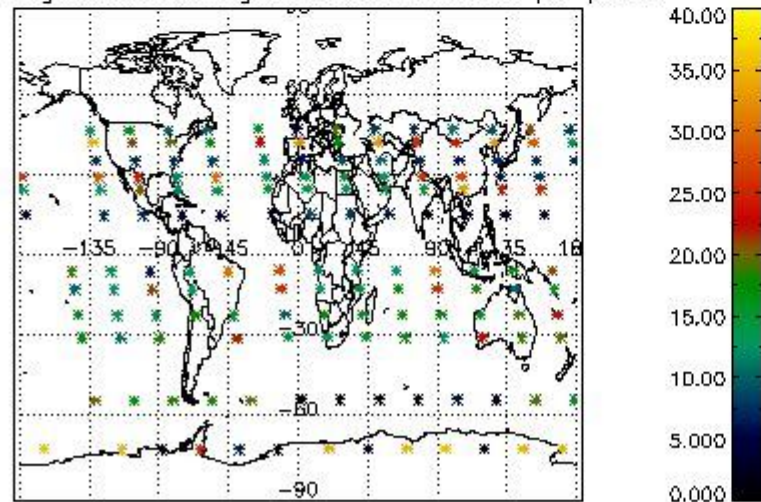
Percentage of cosmic ray hits per profile



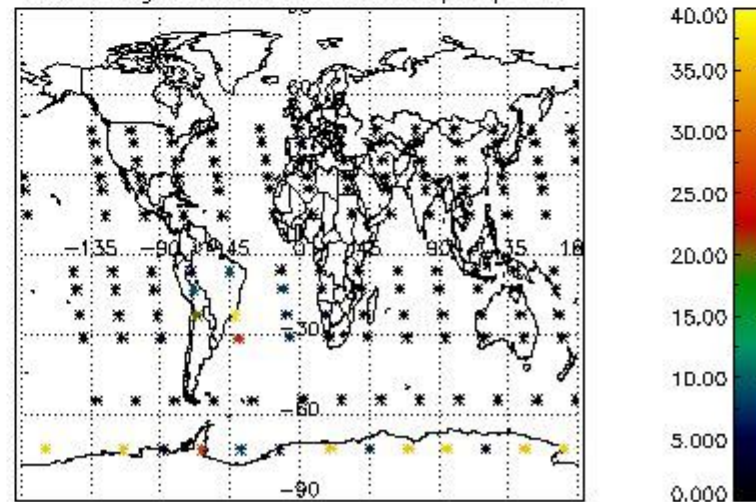
Percentage of datation errors per profile



Percentage of star falling outside central band per profile

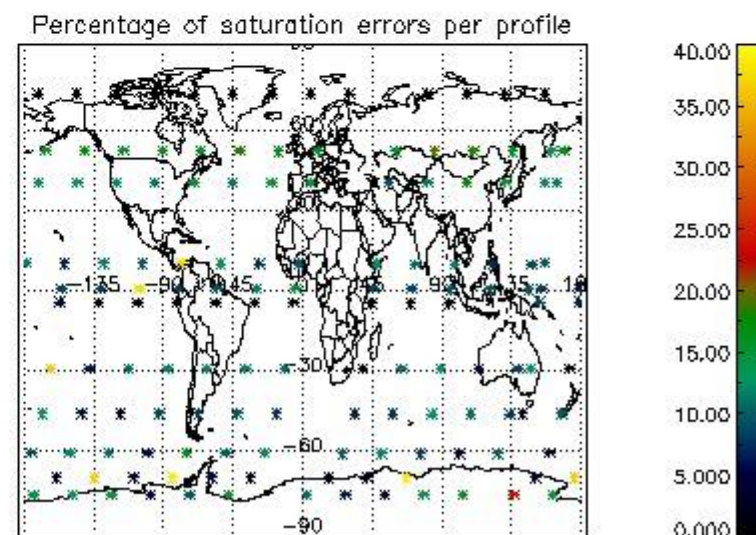
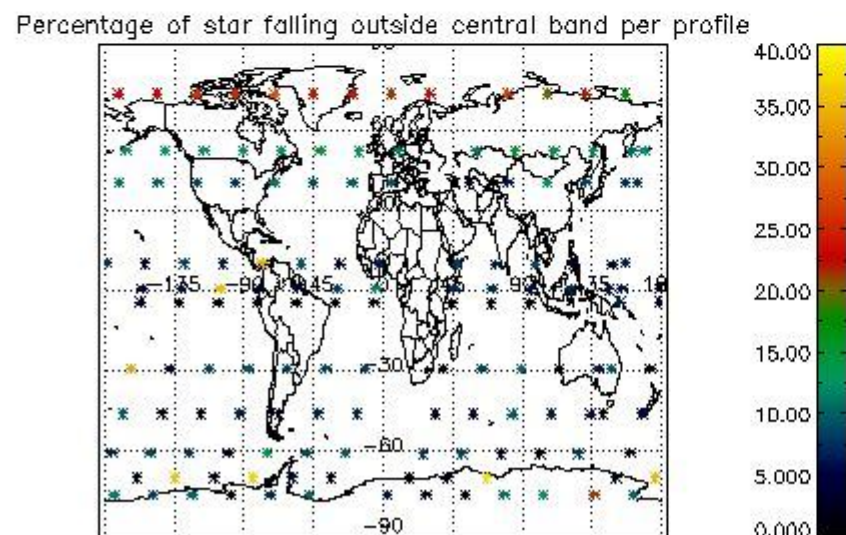
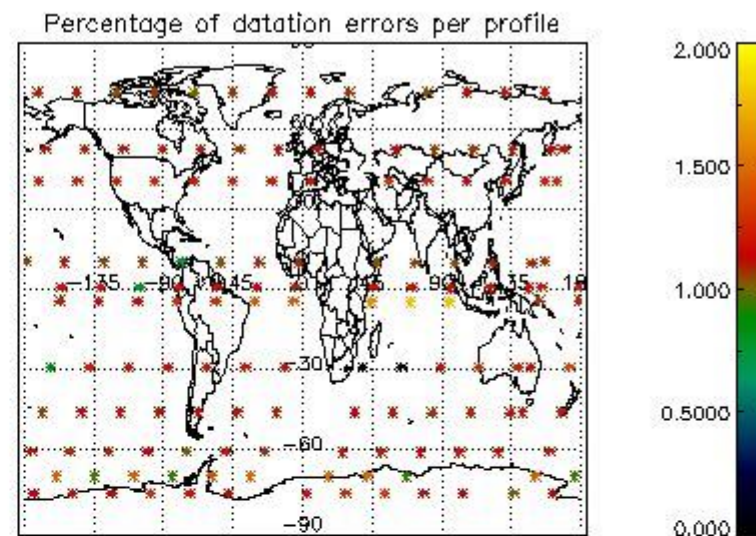
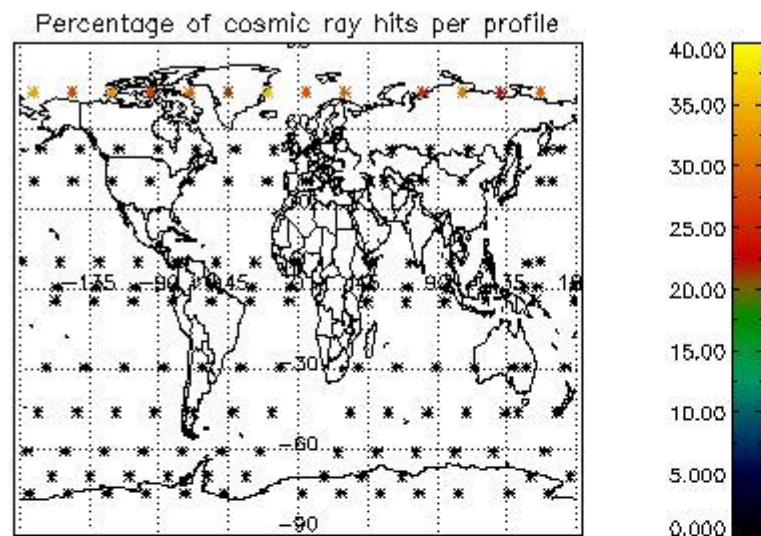


Percentage of saturation errors per profile



4.2.2 Plot level 1 quality information per product (world map): ENVISAT DESCENDING passes





## 5. Trace gas profiles

### 5.1 Ozone statistics based on quality of products

The final quality of the products can be "measured" using the STD (Standard Deviation) attached to every point profile. This information is written to the parameter GOM\_NL\_\_2P/NL\_LOCAL\_SPECIES\_DENSITY/o3\_std of the level 2 products. The table below shows the statistics for given STD ranges.

The statistics are given with respect to the overall valid production:

- Products without fatal errors: GOM\_NL\_\_2P/MPH/PRODUCT\_ERR=0
- Valid point profile: GOM\_NL\_\_2P/NL\_LOCAL\_SPECIES\_DENSITY/pcd(0)=0

The 'Criteria' is applied to valid points of dark limb products:

- Products in dark limb illumination condition: GOM\_NL\_\_2P/NL\_SUMMARY\_QUALITY/obs\_ill\_cond=0
- Products without fatal errors: GOM\_NL\_\_2P/MPH/PRODUCT\_ERR=0
- Valid point profile: GOM\_NL\_\_2P/NL\_LOCAL\_SPECIES\_DENSITY/pcd(0)=0

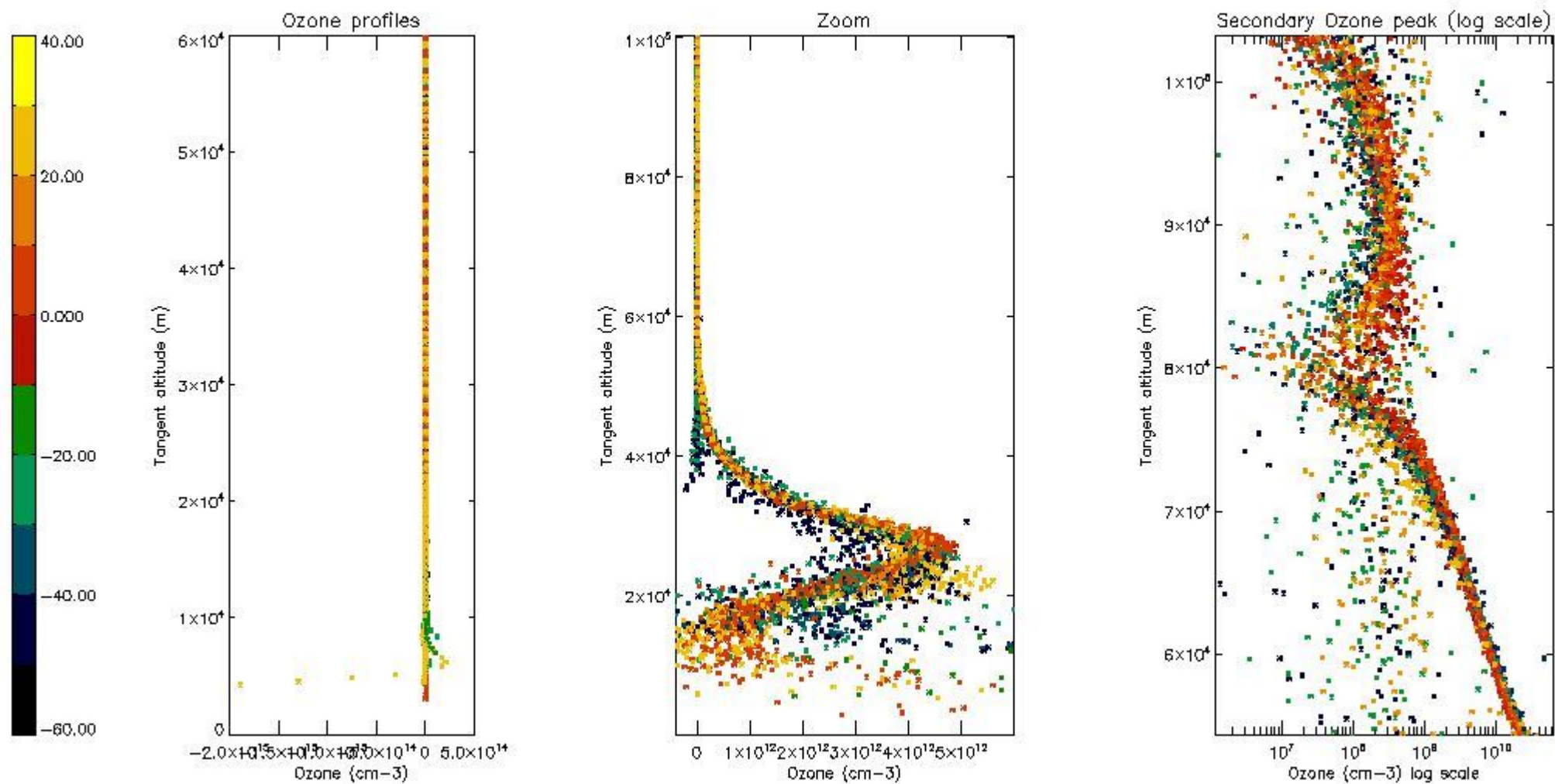
So, the table below shows the percentage of dark limb and valid observations for each criteria with respect to the overall valid daily observations.

Criteria	% of total production
All STD	45
STD < 20	23

STD < 10	18
STD < 5	12

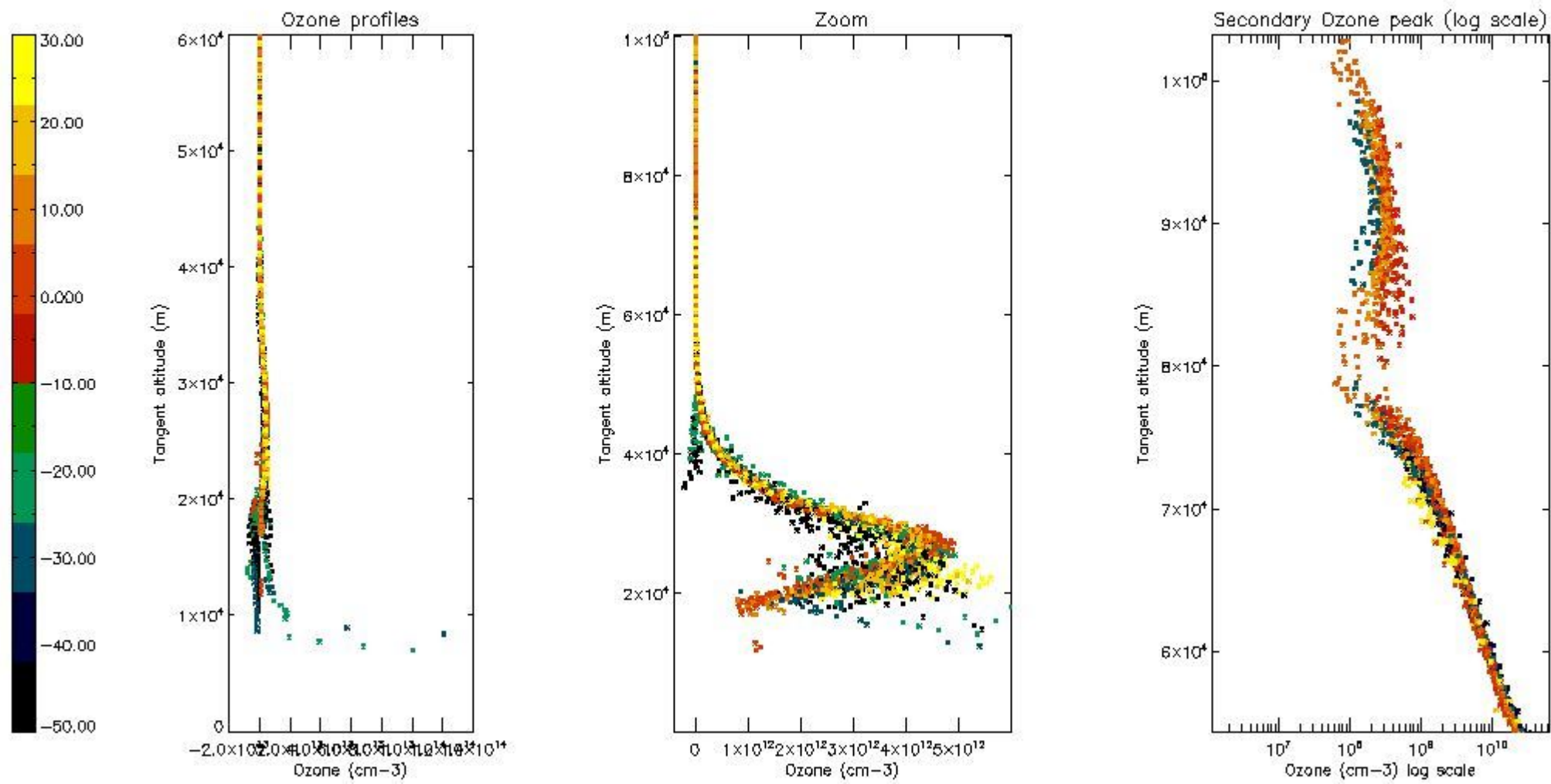
5.2 Plot ozone profiles for all STD (dark without errors)

The colorbar represents the latitude.



5.3 Plot ozone profiles where STD < 20% (dark without errors)

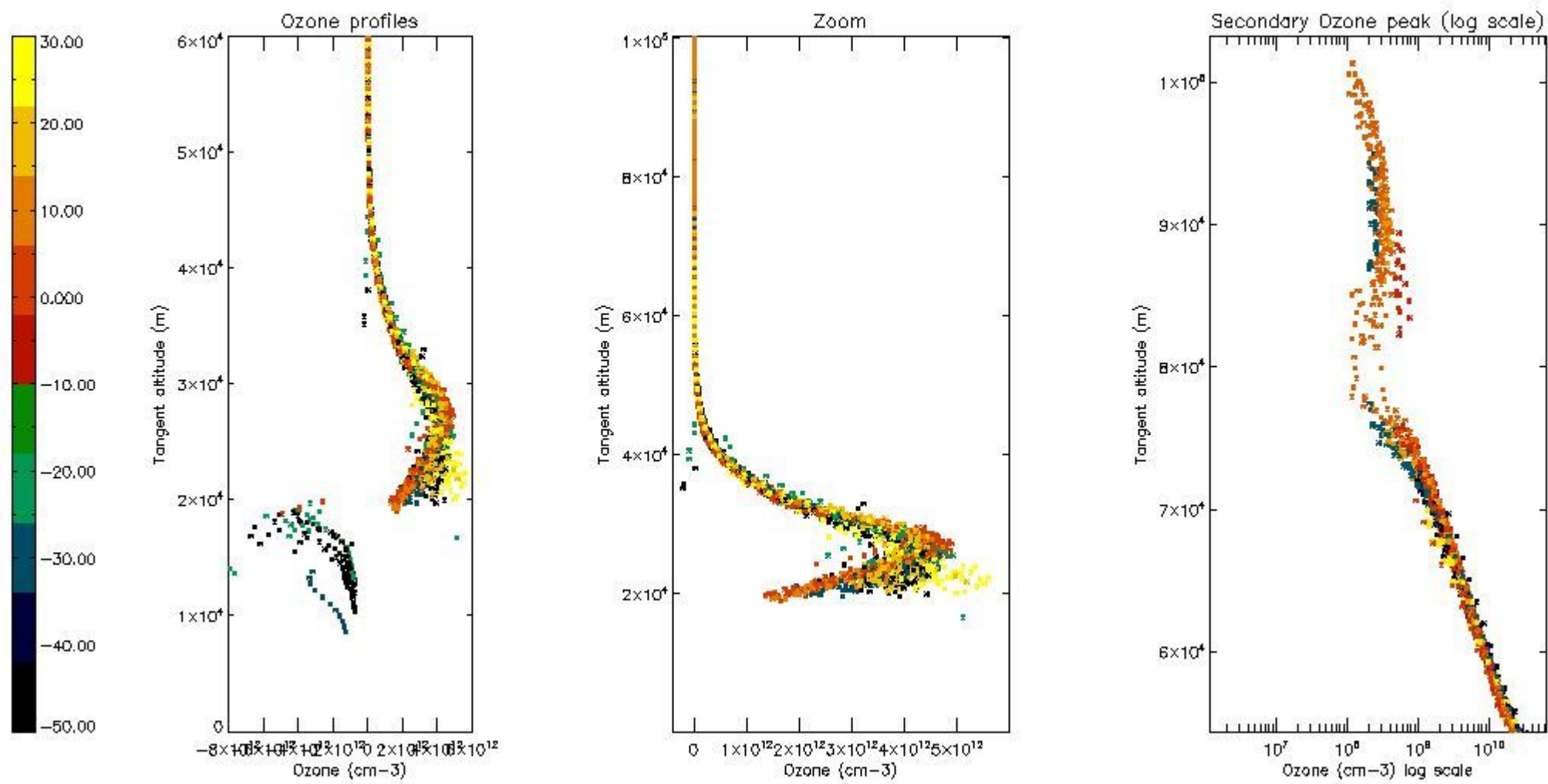
The colorbar represents the latitude.



5.4 Plot ozone profiles where STD < 10% (dark without errors)

The colorbar represents the latitude.

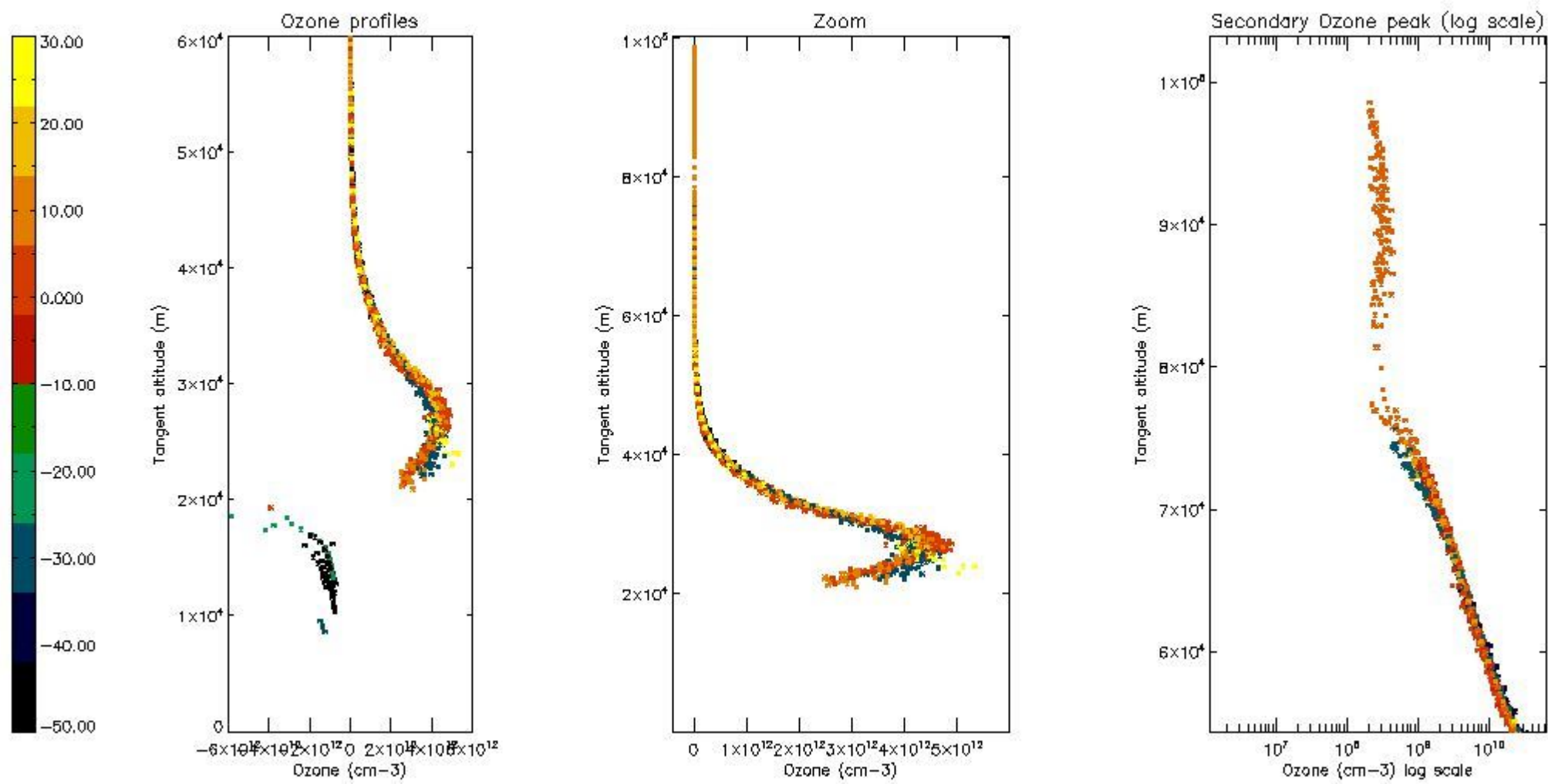




*5.5 Plot ozone profiles where STD < 5% (dark without errors)*

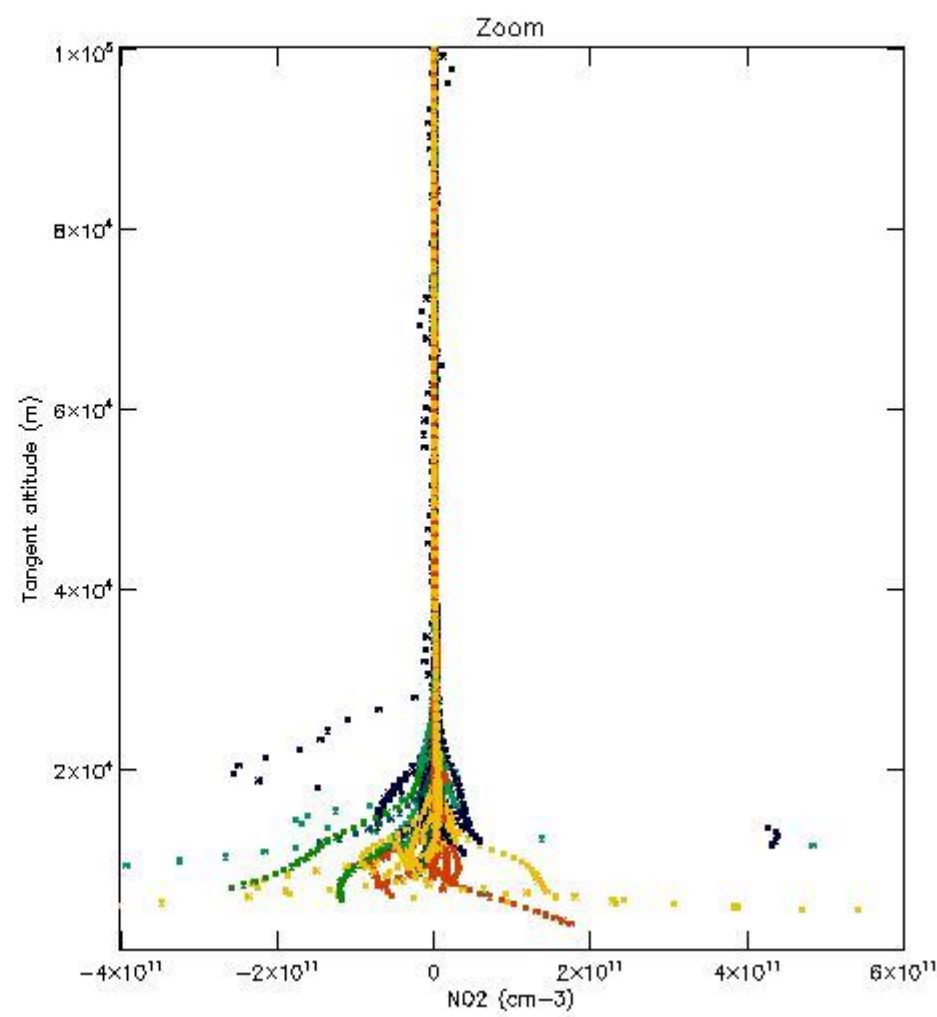
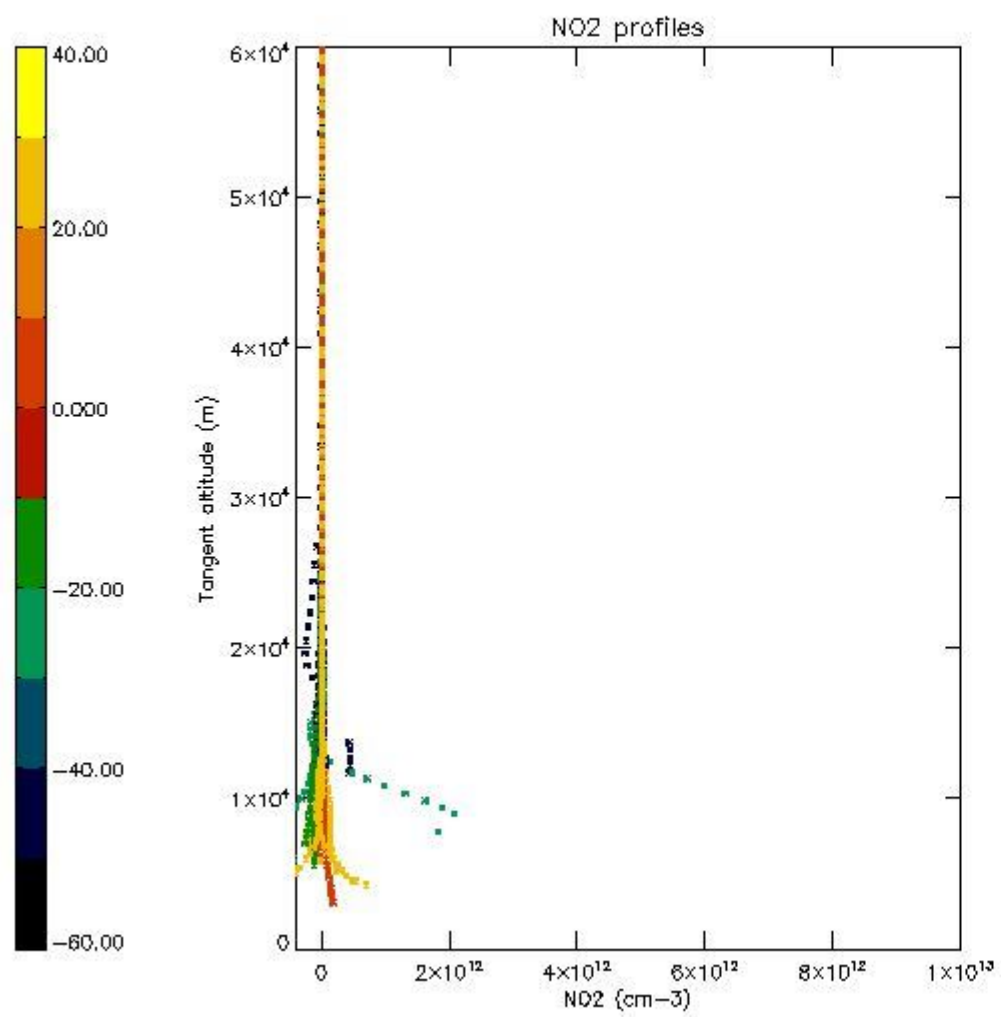
The colorbar represents the latitude.





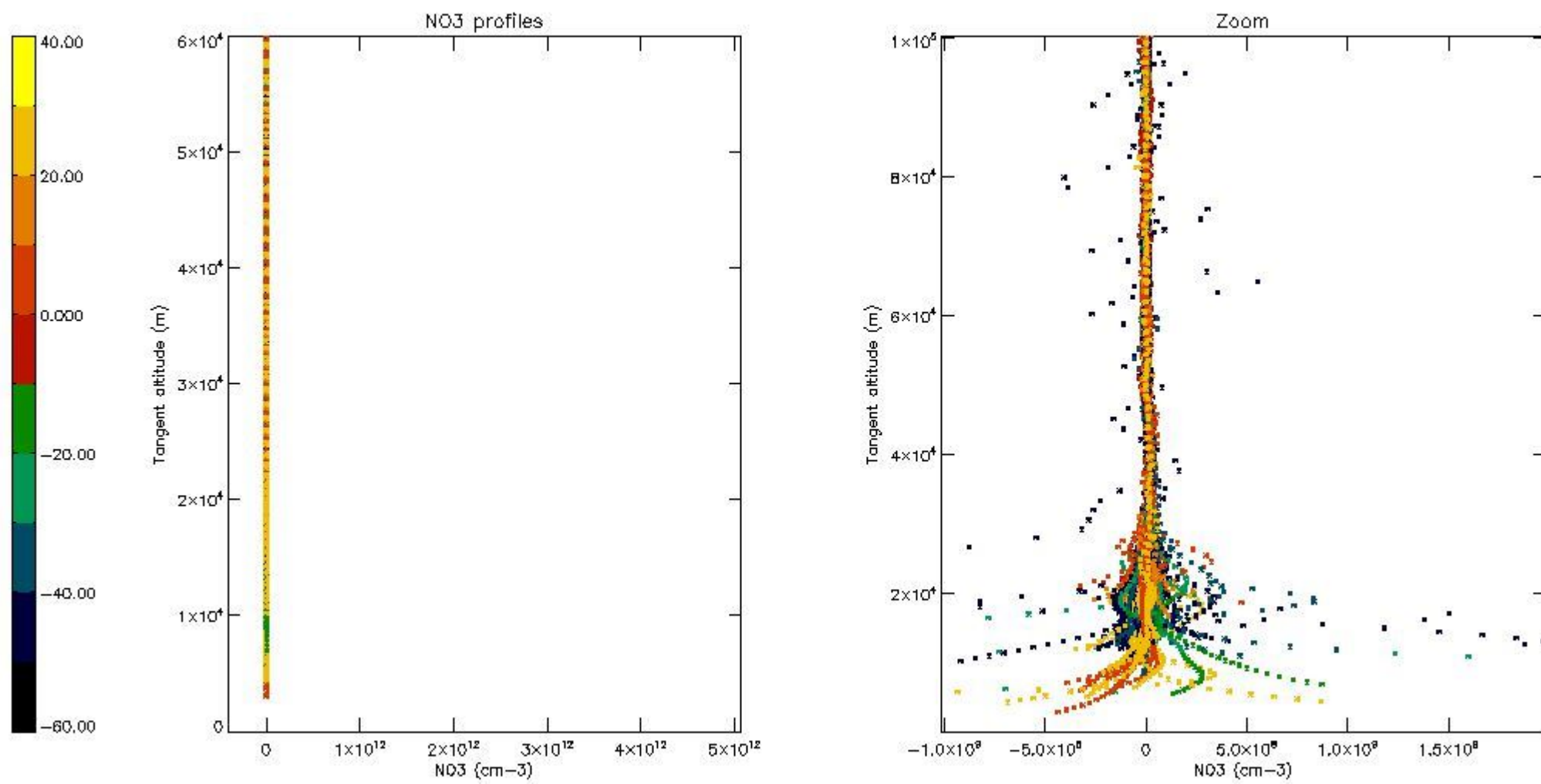
*5.6 Plot NO<sub>2</sub> profiles for all STD (dark without errors)*

The colorbar represents the latitude.



*5.7 Plot NO3 profiles for all STD (dark without errors)*

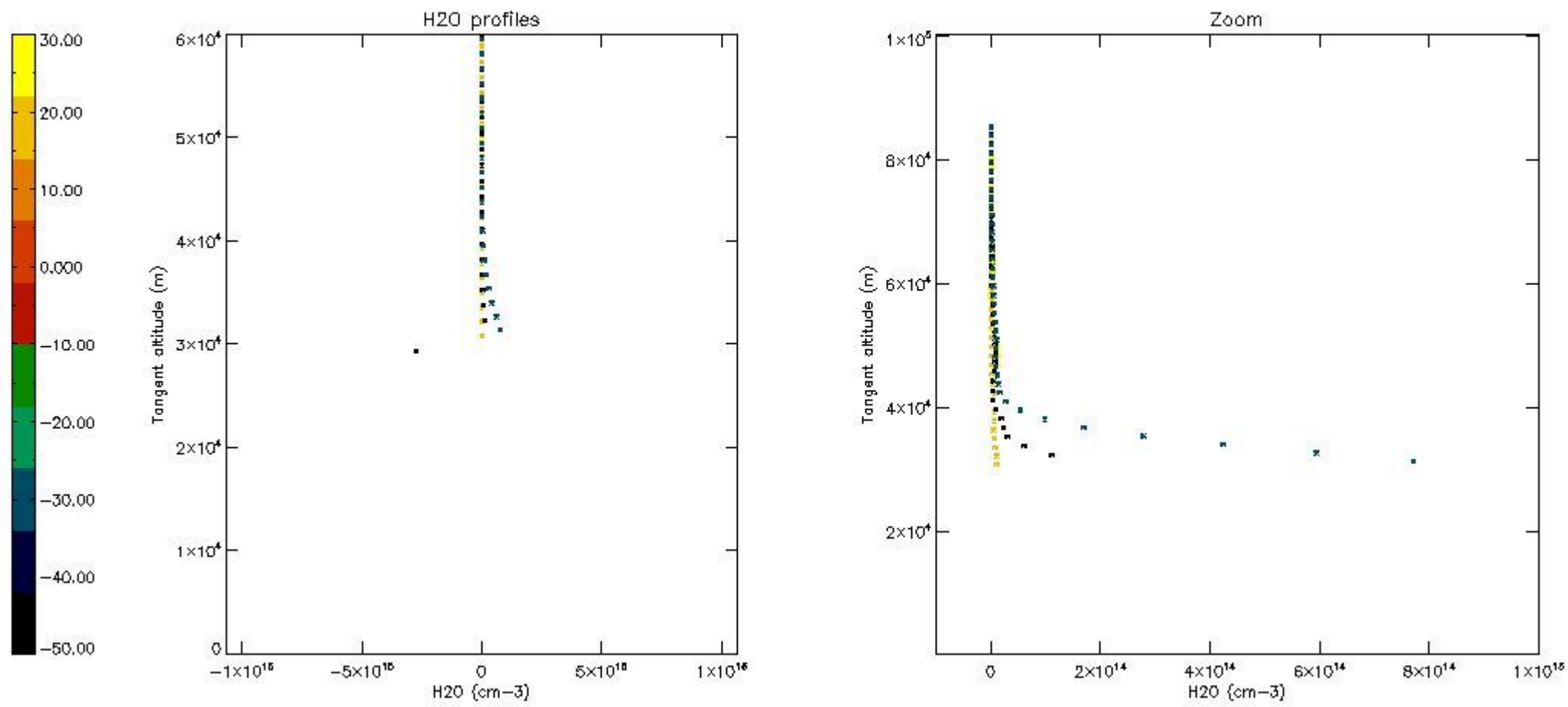
The colorbar represents the latitude.



*5.8 Plot H2O profiles for all STD (only for occultations of stars 1,2,3,4,13,14,16,26,63 dark without errors)*

The colorbar represents the latitude.

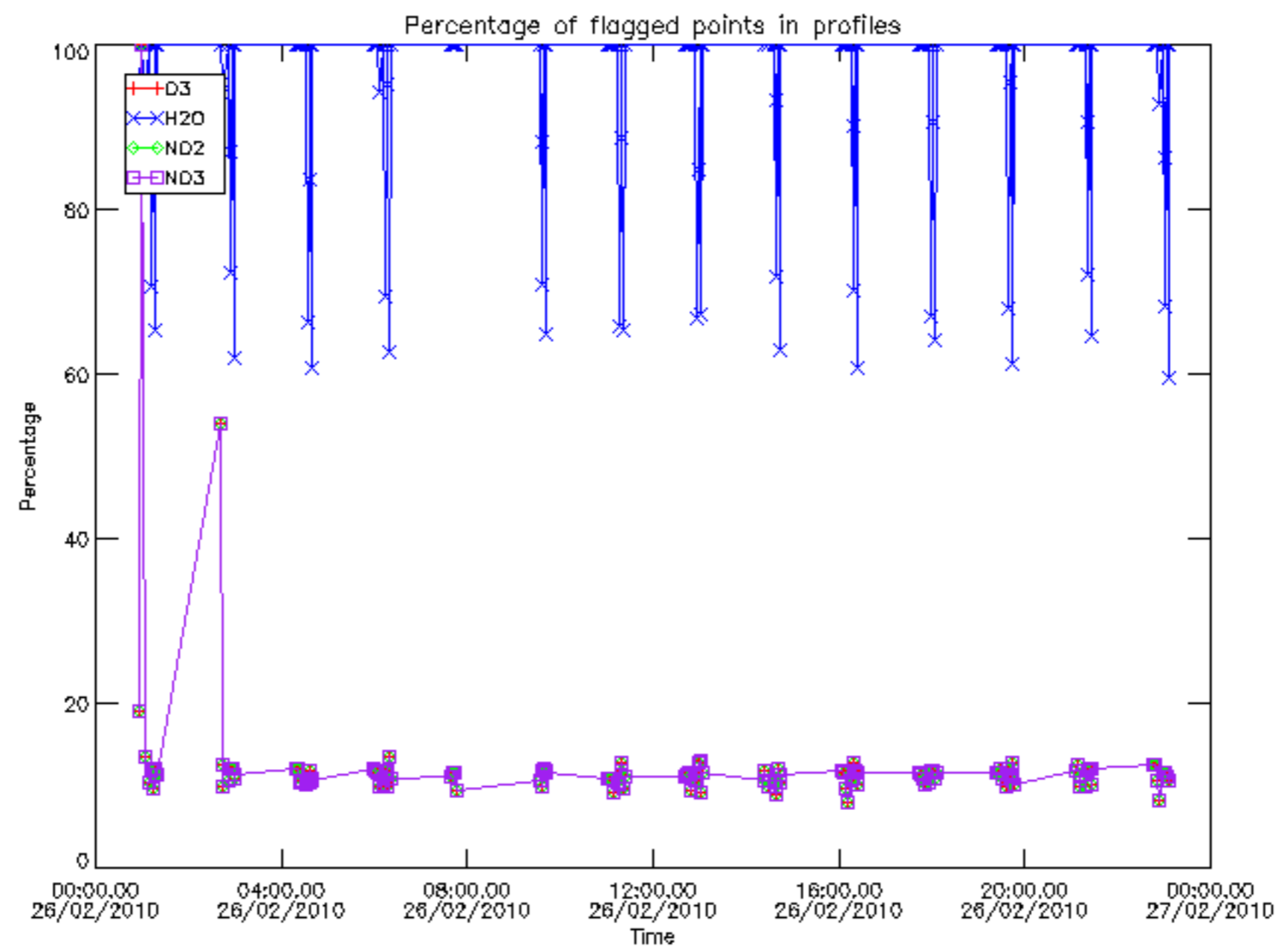




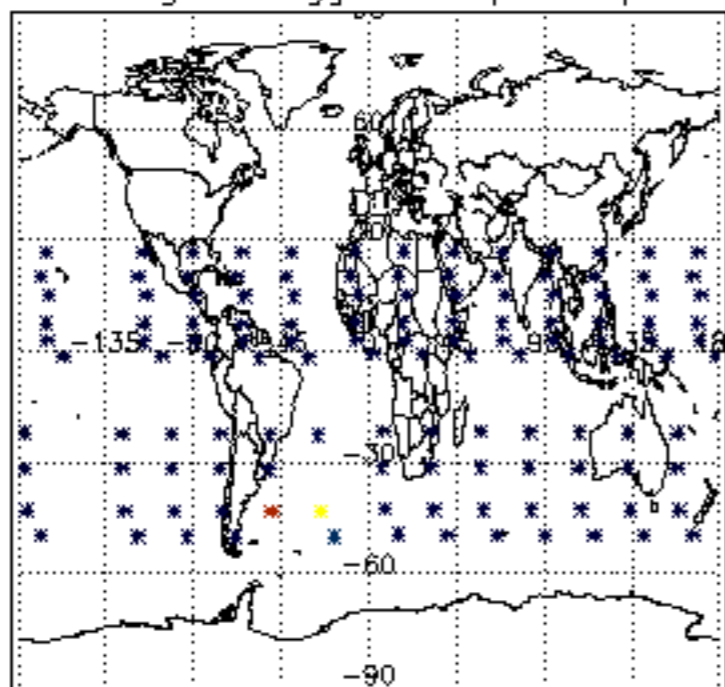
## 6. Auxiliary Data Files used for the production reported in section 2

The number reported in the third column indicates since which file (see list in section 2) the corresponding auxiliary file has been used. The fourth column is the date of those product files.

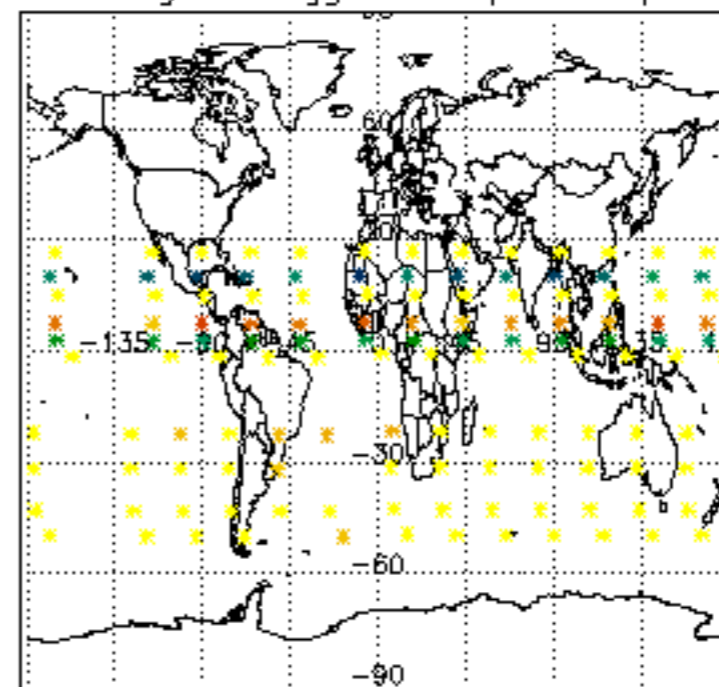
Type	Auxiliary Filename	Used since product	Used since product date
INST_PHYS_CHARACTERISTICS	GOM_INS_AXVIEC20091111_143220_20030716_120000_20500101_000000	1	26-FEB-2010 00:01:08
LEVEL-2_PROC_CONFIG	GOM_PR2_AXVIEC20091111_152718_20020301_000000_20500101_000000	1	26-FEB-2010 00:01:08
CROSS_SECTIONS_FILE	GOM_CRS_AXVIEC20091111_154832_20020301_000000_20500101_000000	1	26-FEB-2010 00:01:08



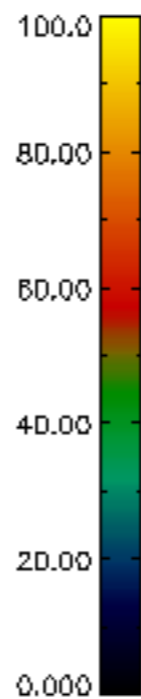
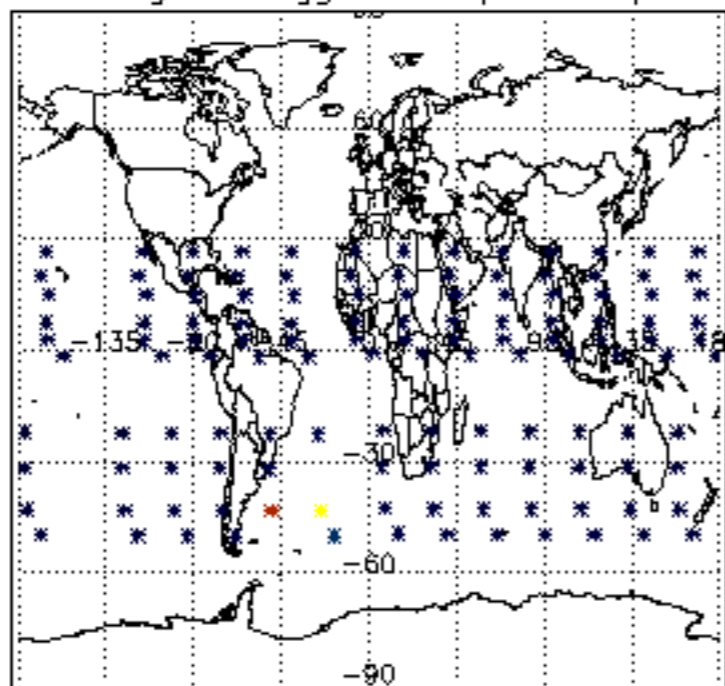
Percentage of flagged data per D3 profile



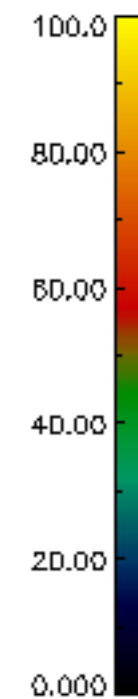
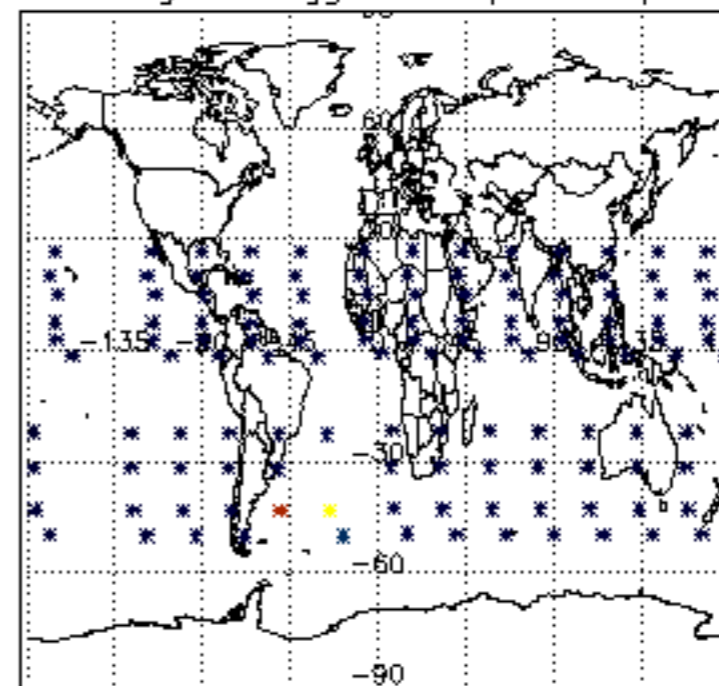
Percentage of flagged data per H2O profile



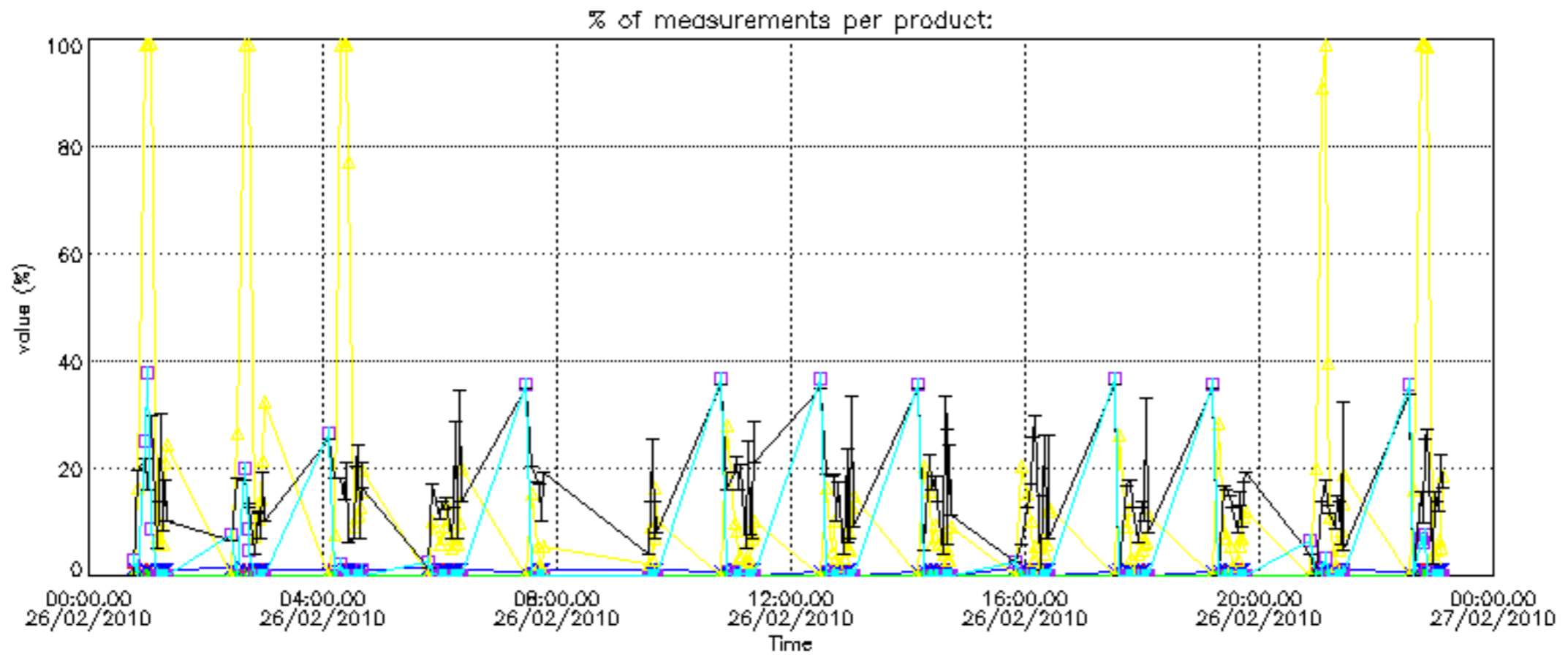
Percentage of flagged data per NO2 profile

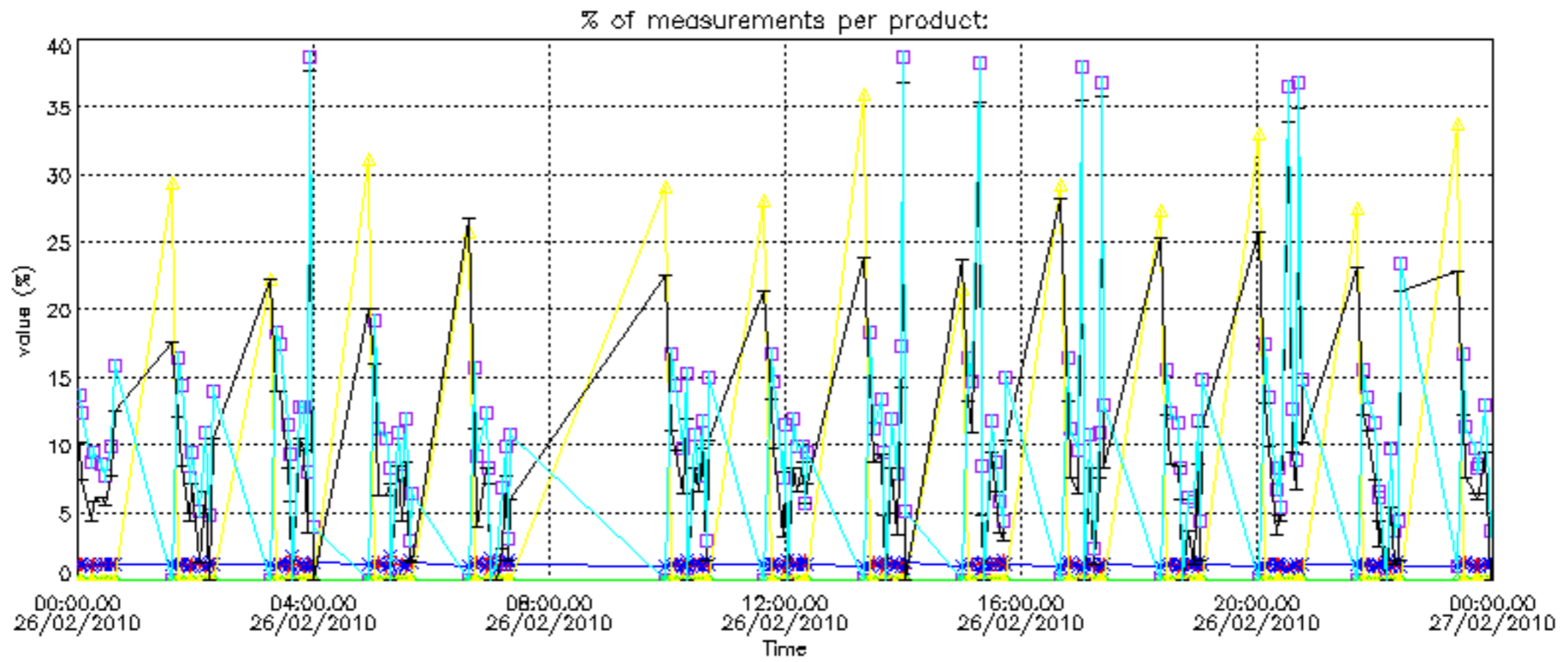


Percentage of flagged data per NO3 profile

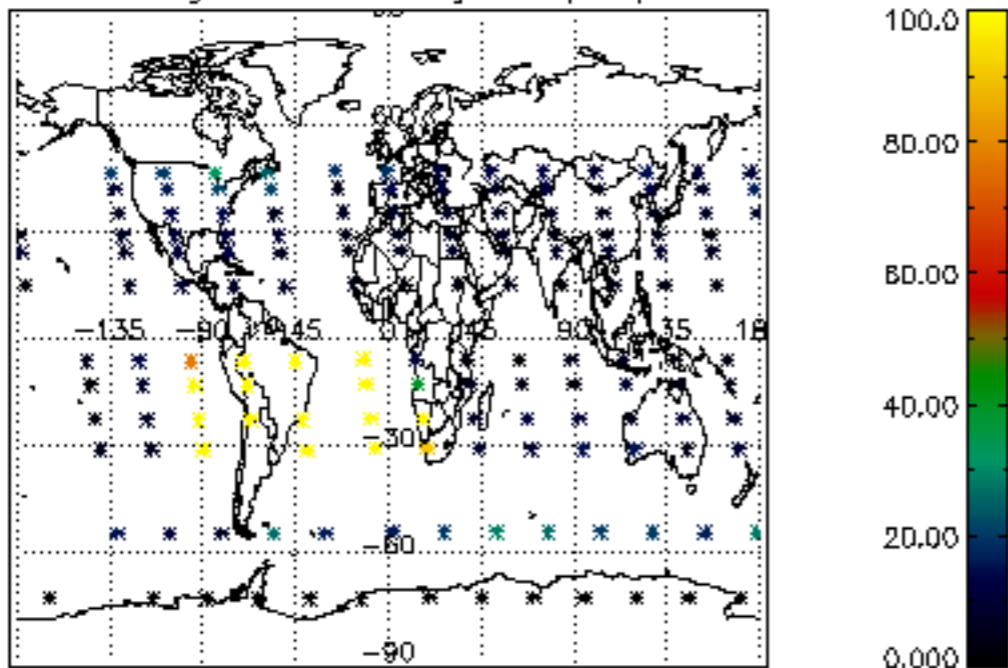




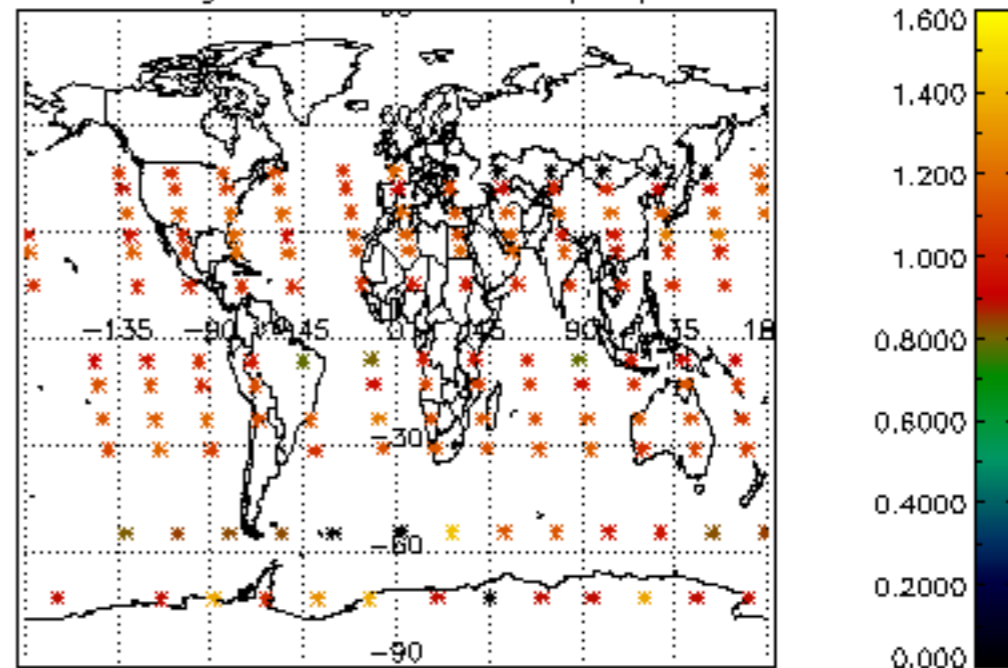




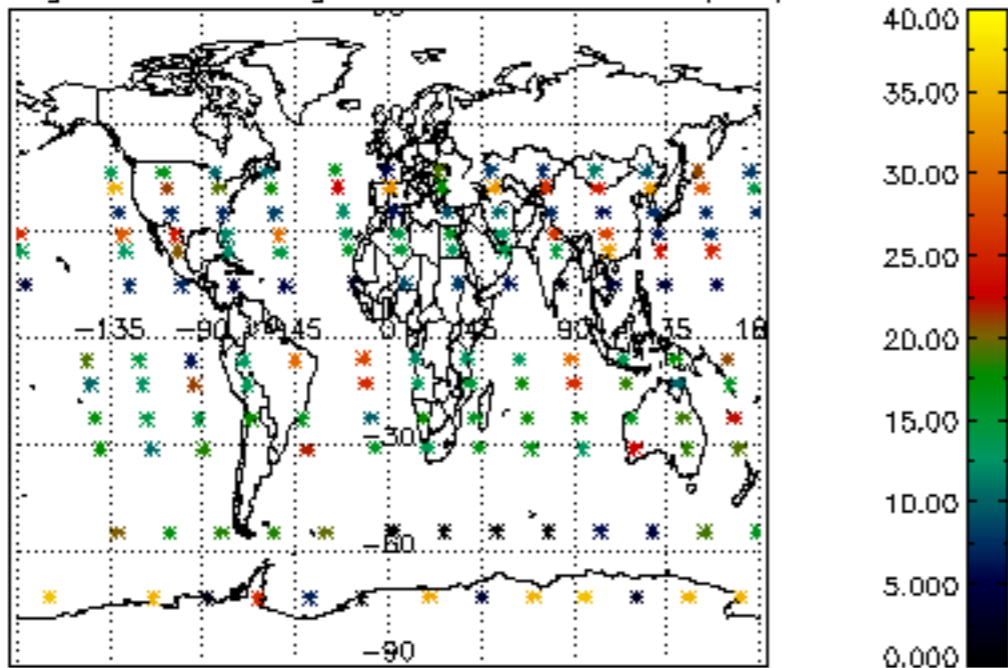
Percentage of cosmic ray hits per profile



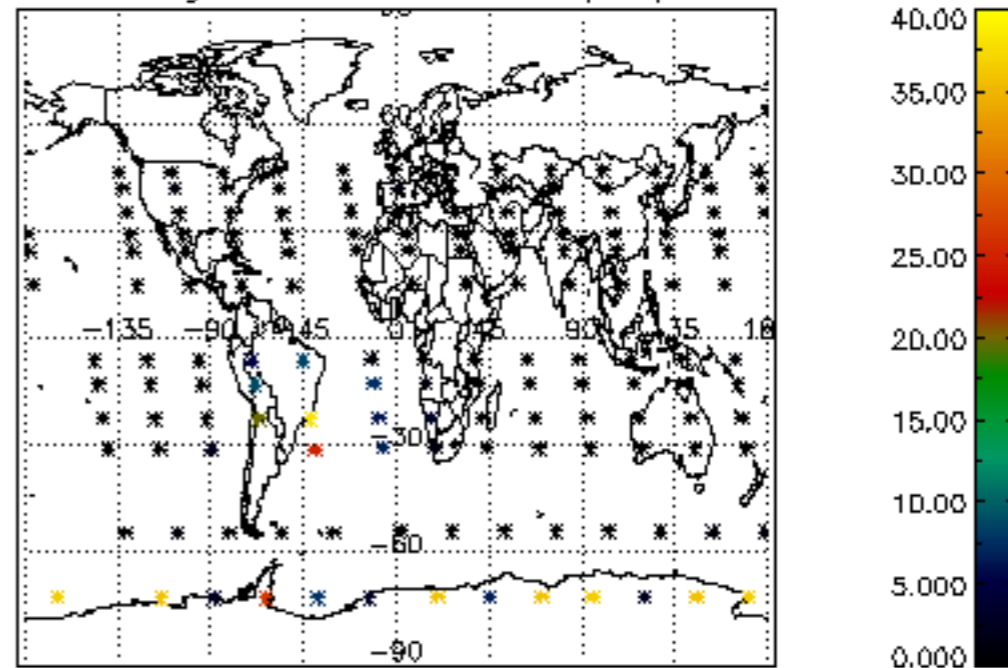
Percentage of datation errors per profile



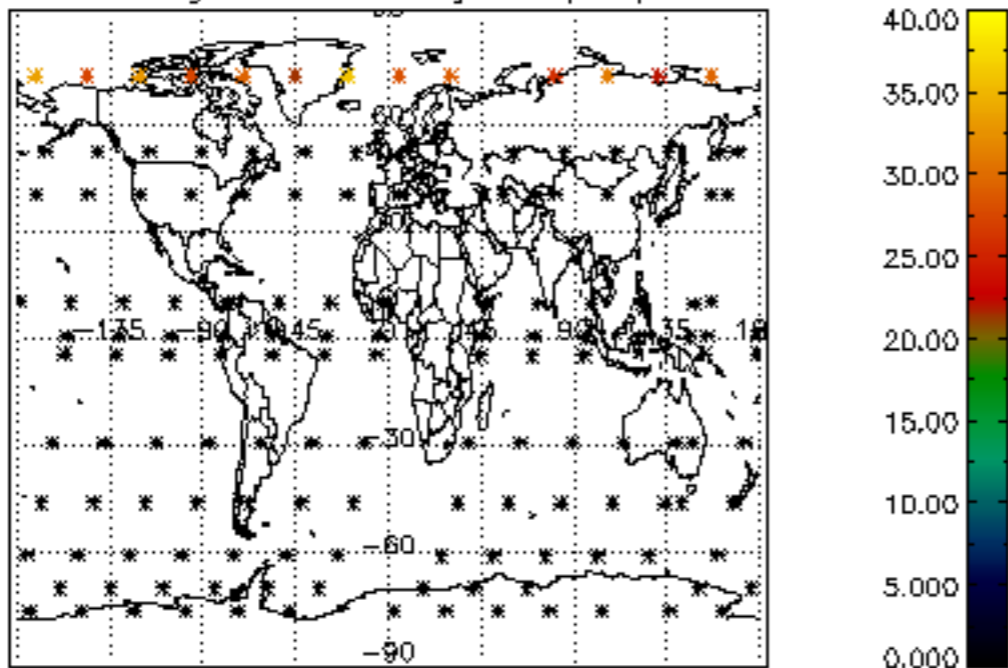
Percentage of star falling outside central band per profile



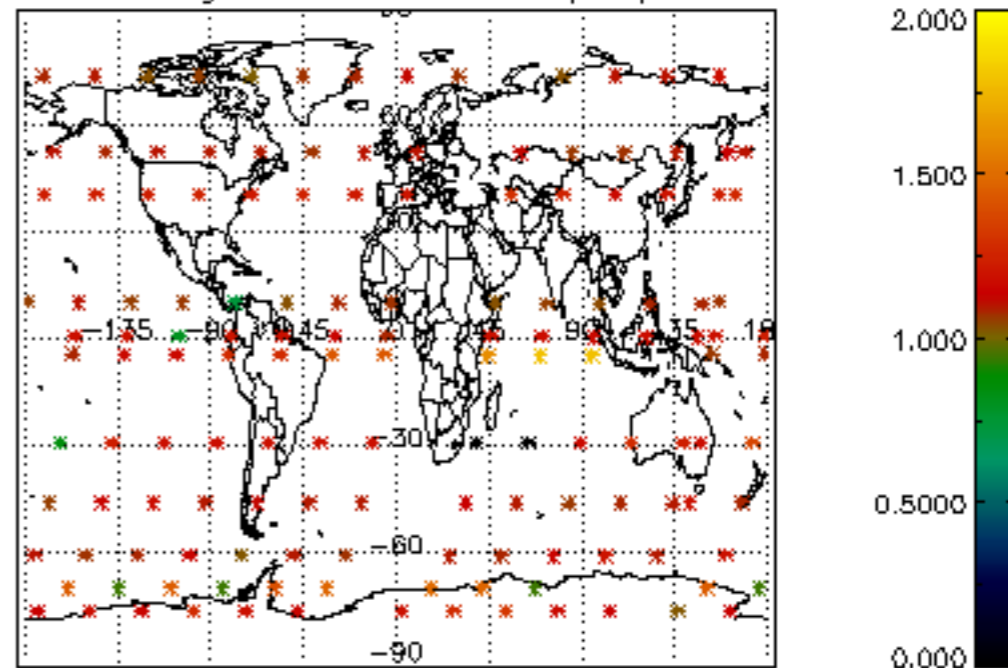
Percentage of saturation errors per profile



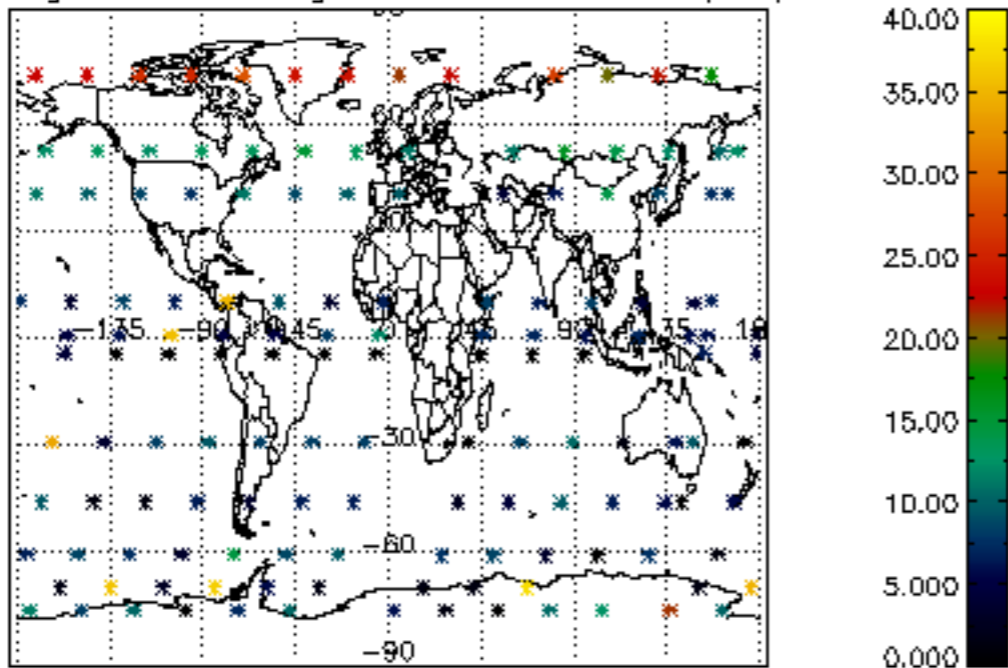
Percentage of cosmic ray hits per profile



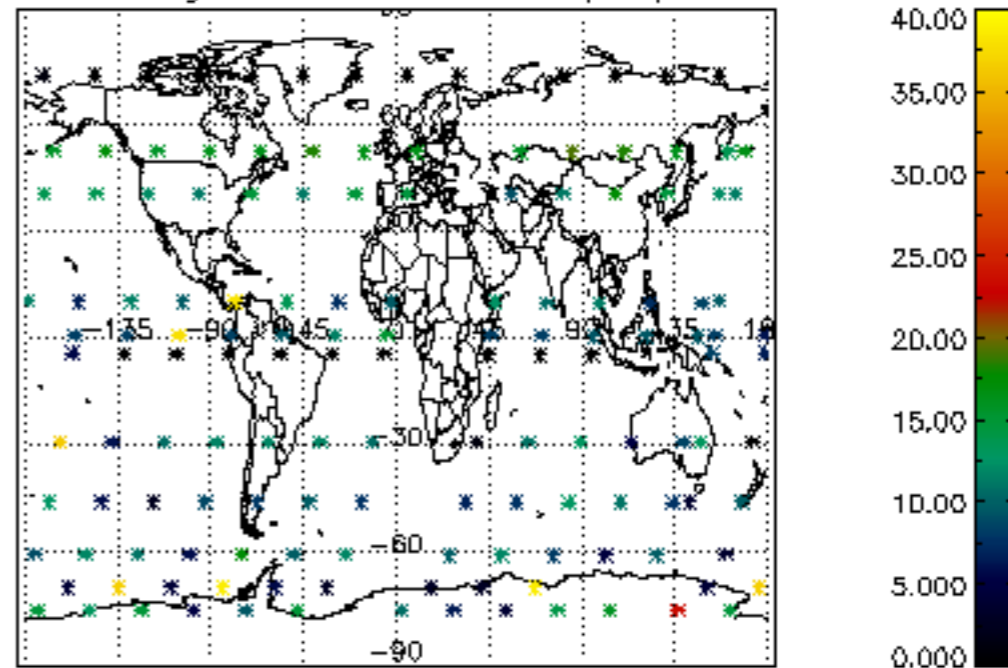
Percentage of datation errors per profile



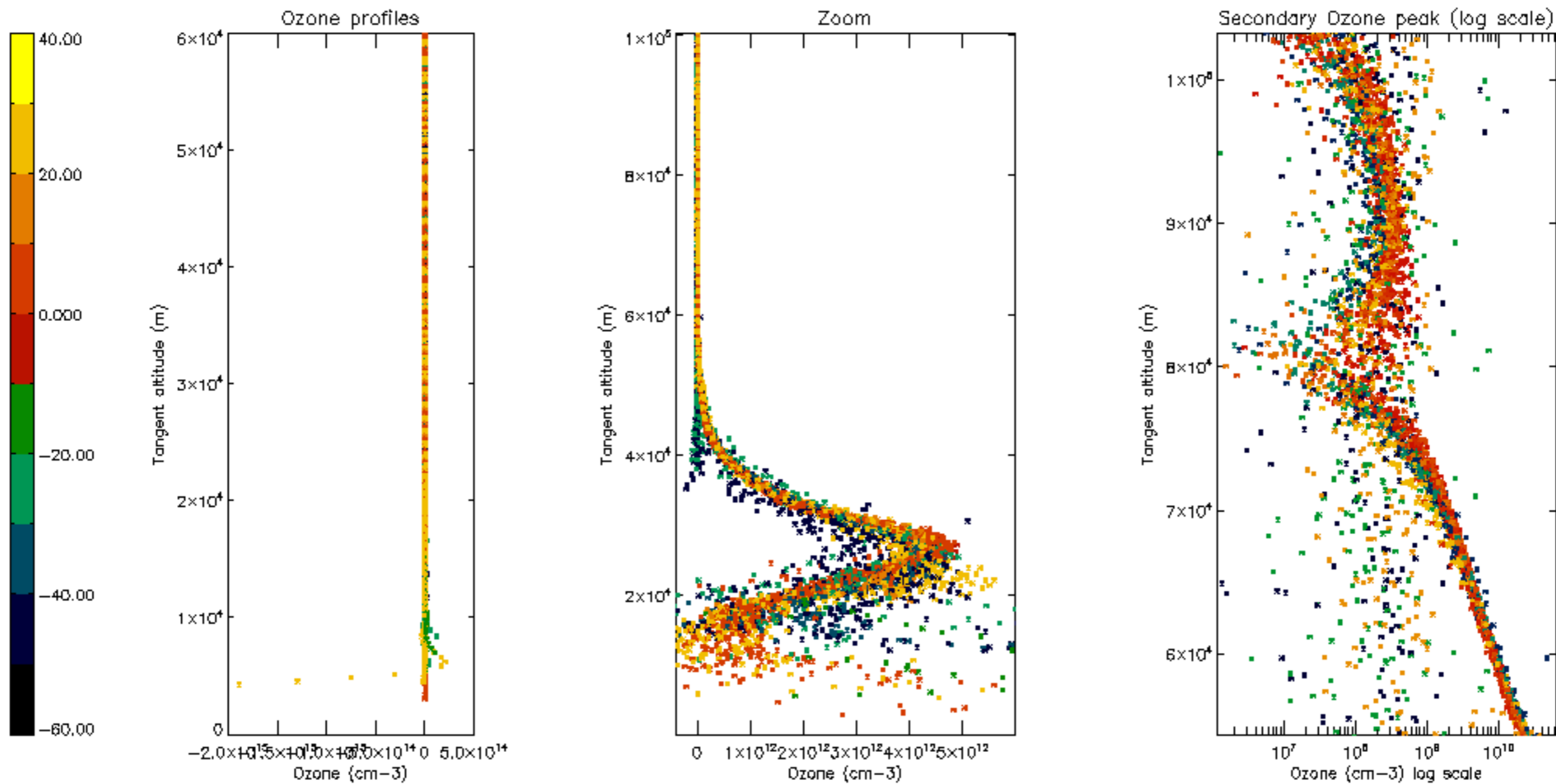
Percentage of star falling outside central band per profile

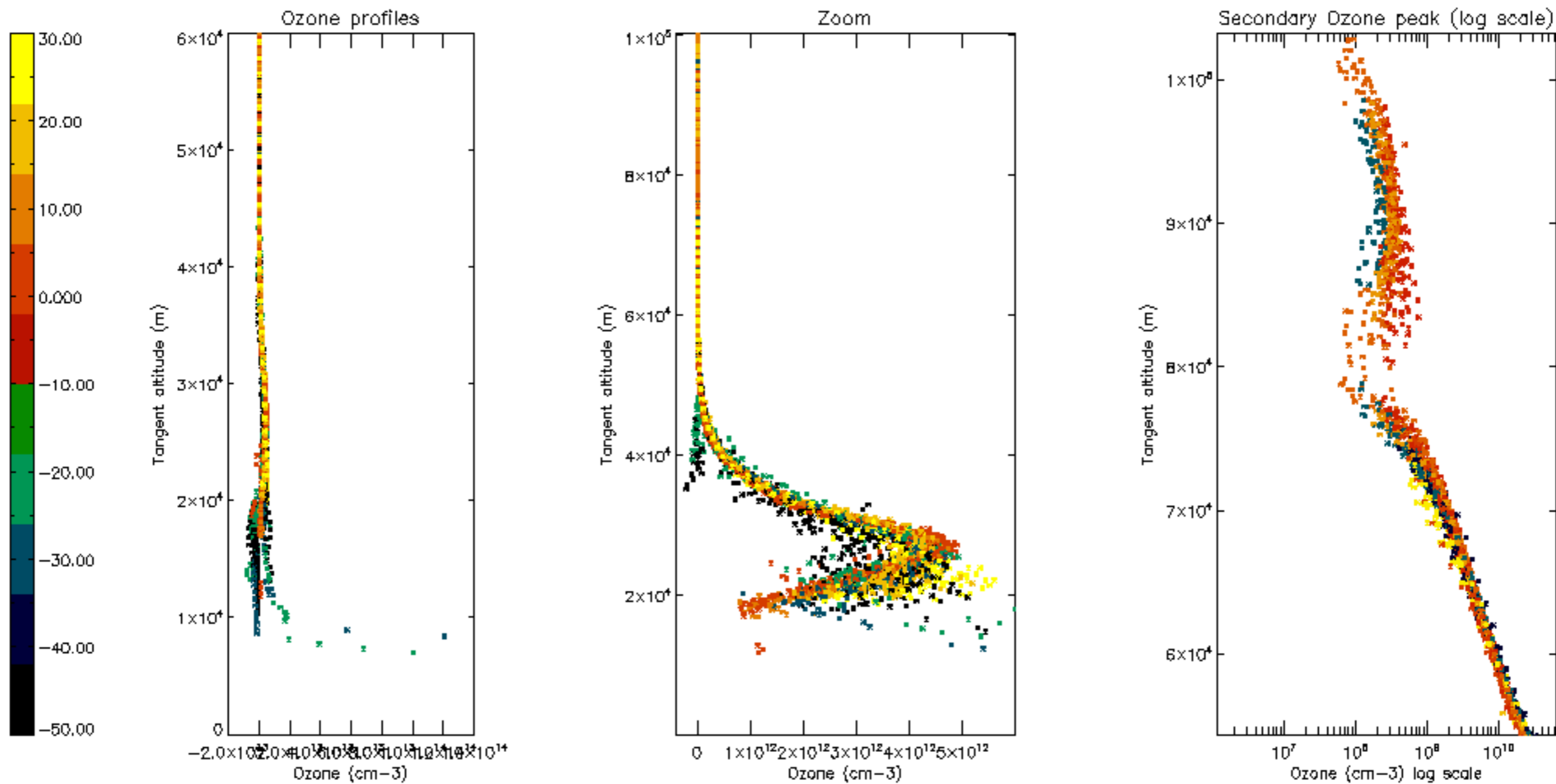


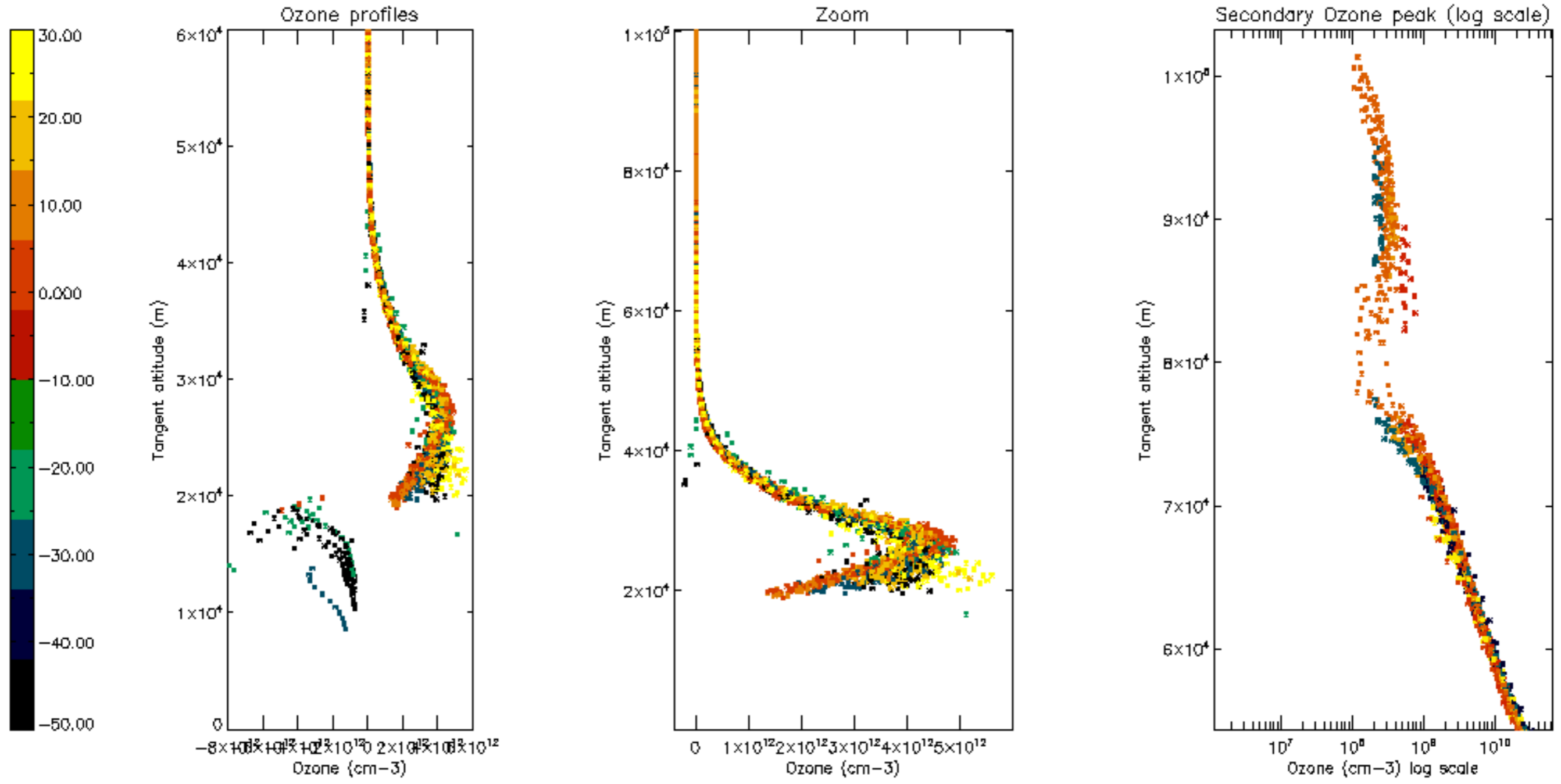
Percentage of saturation errors per profile

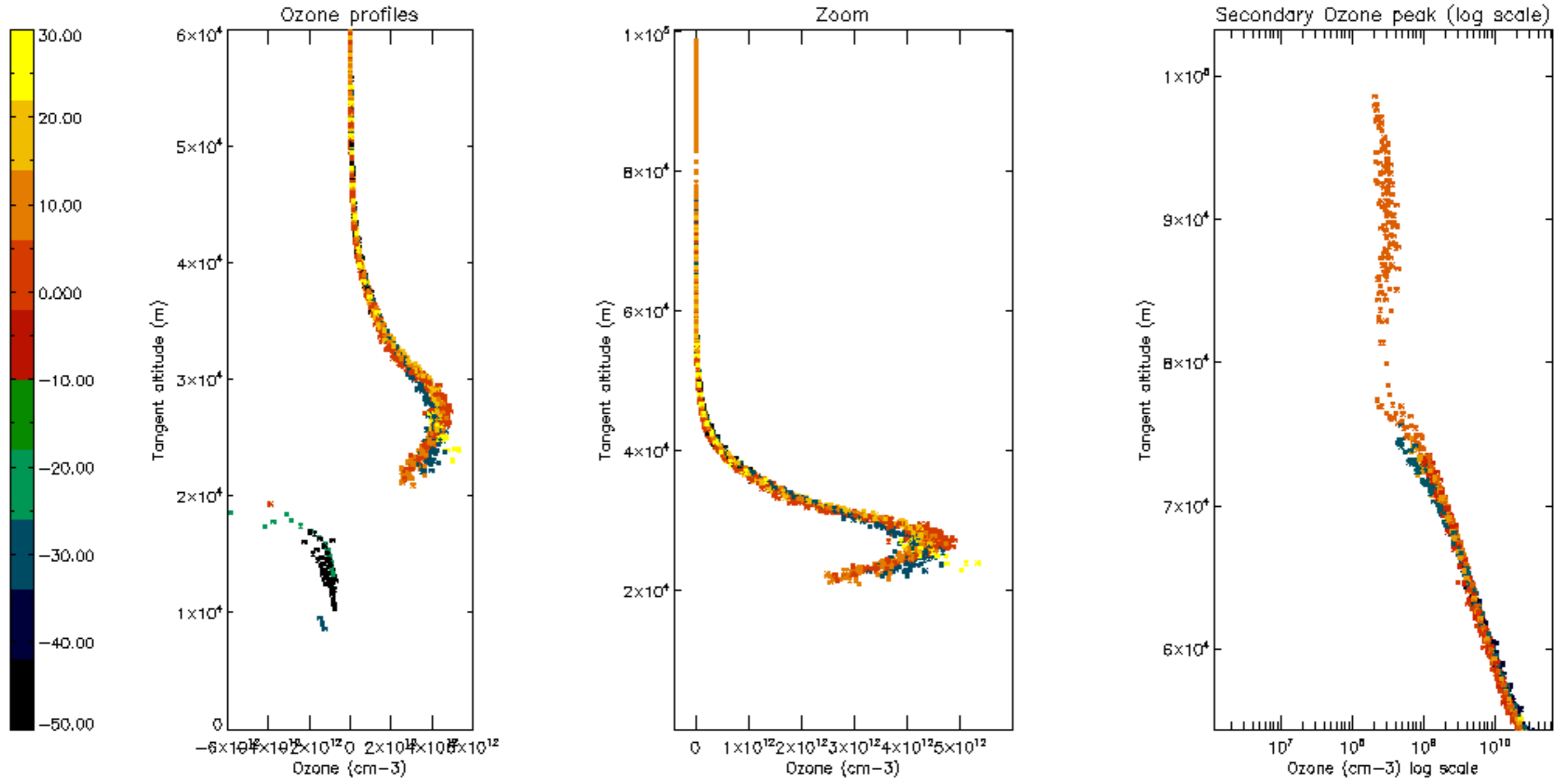




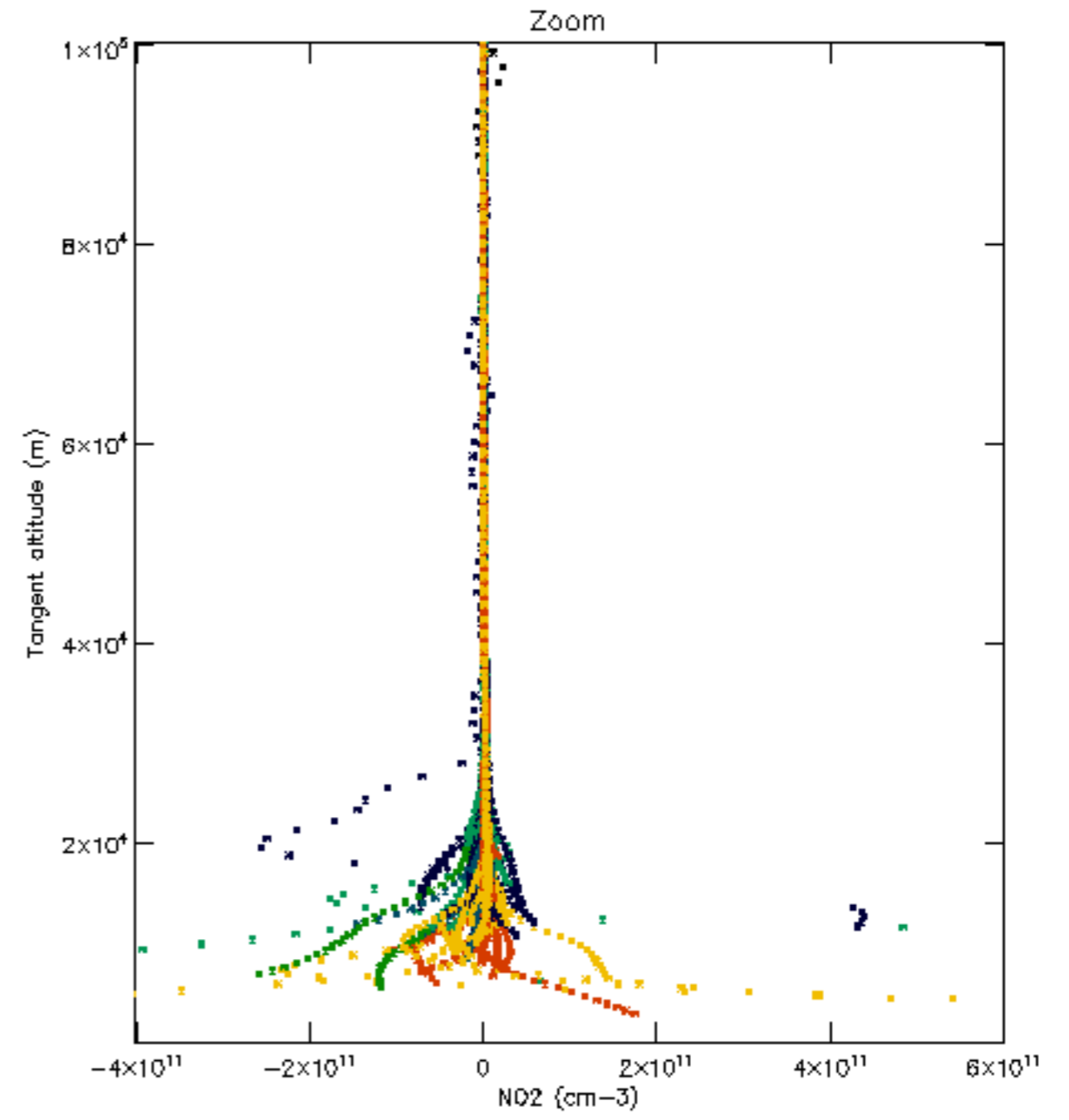
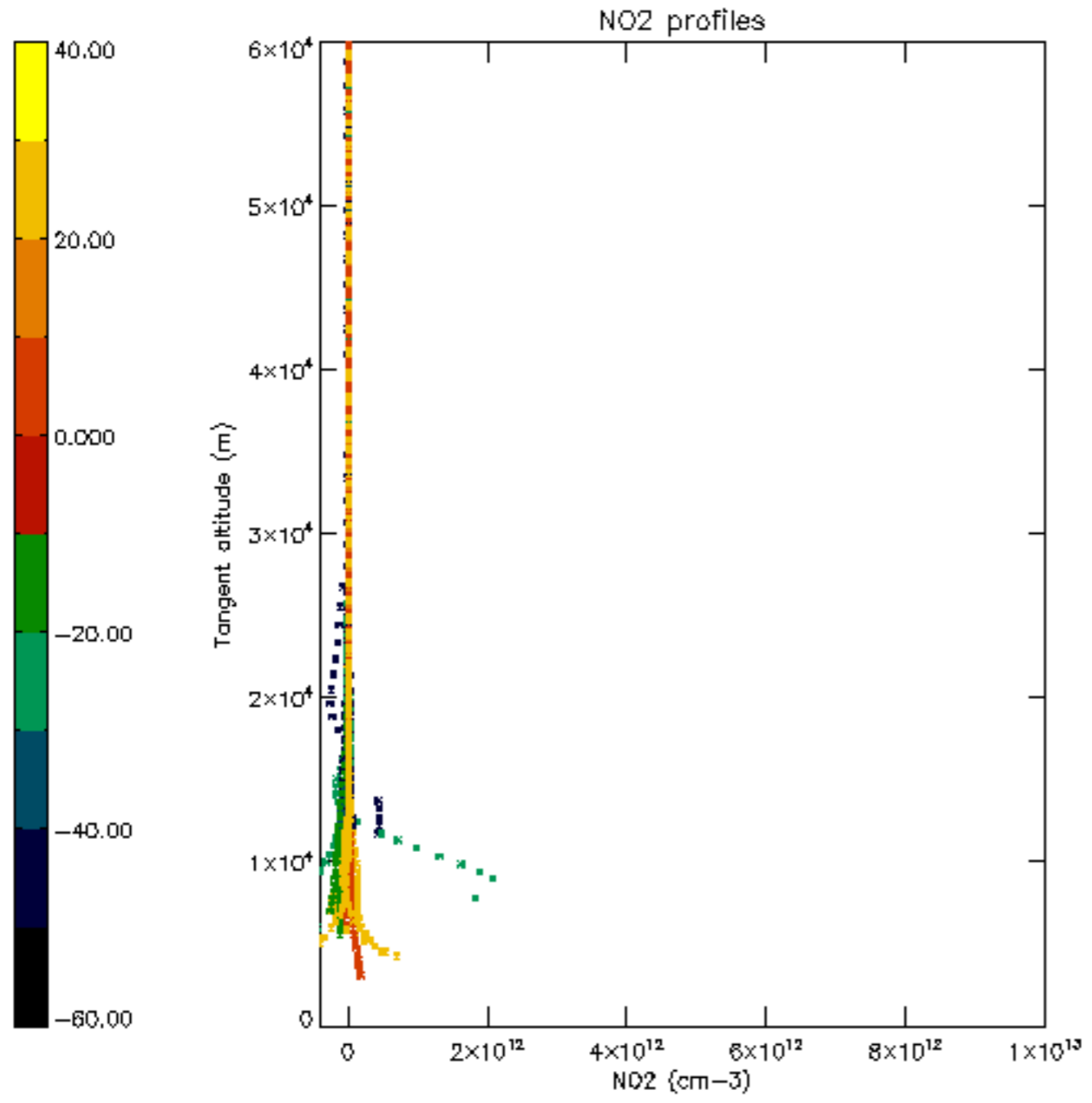


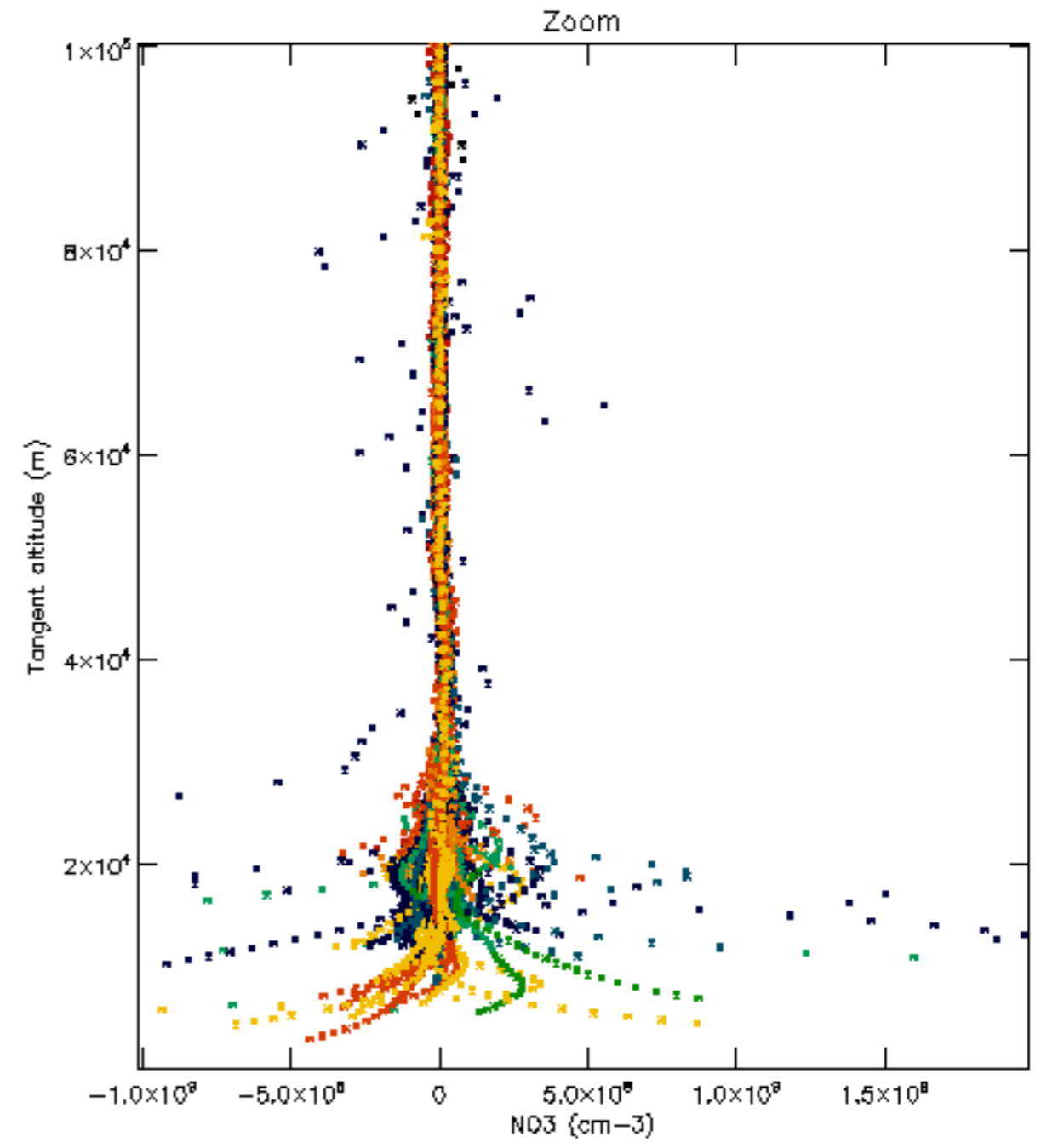
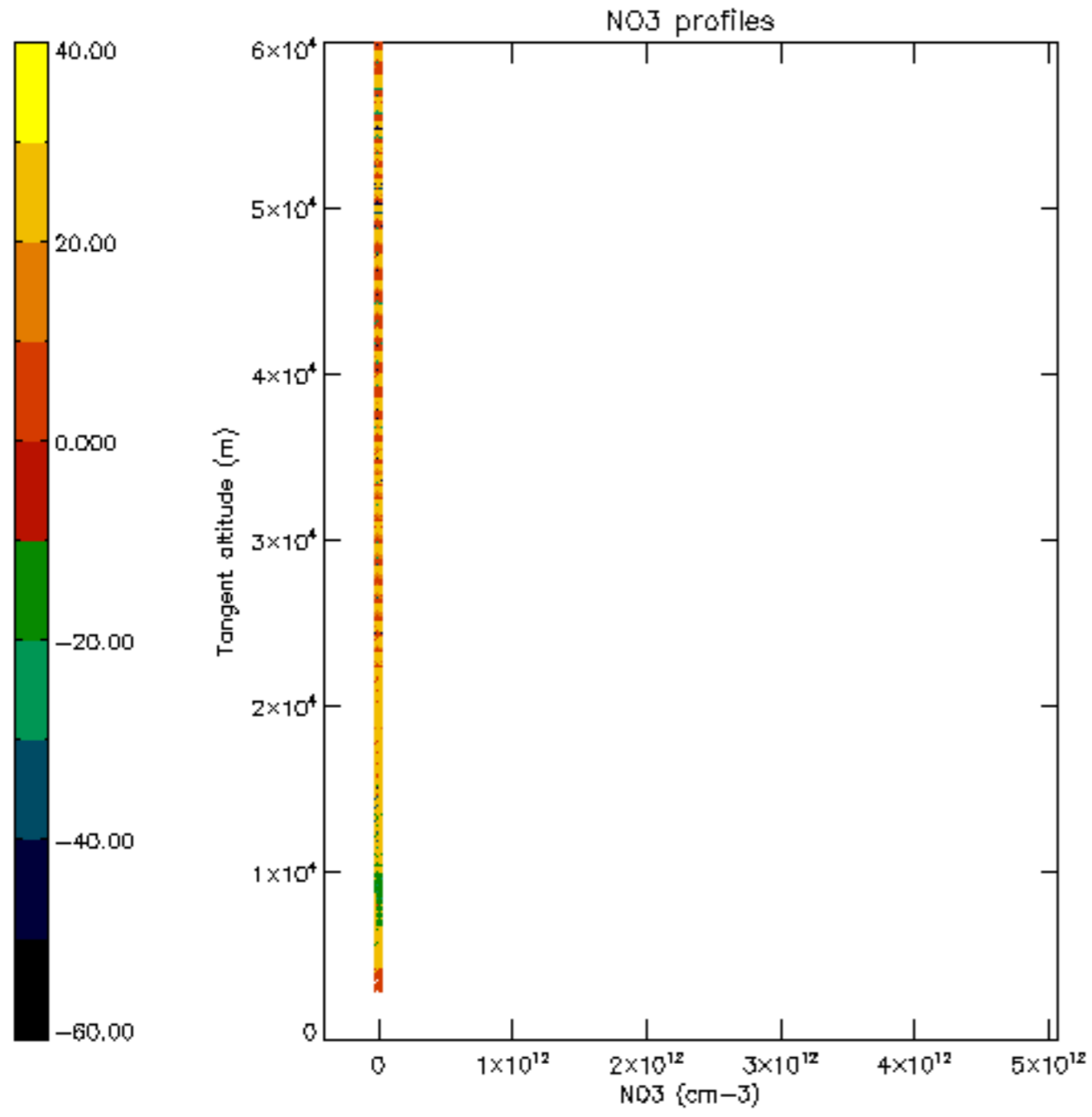


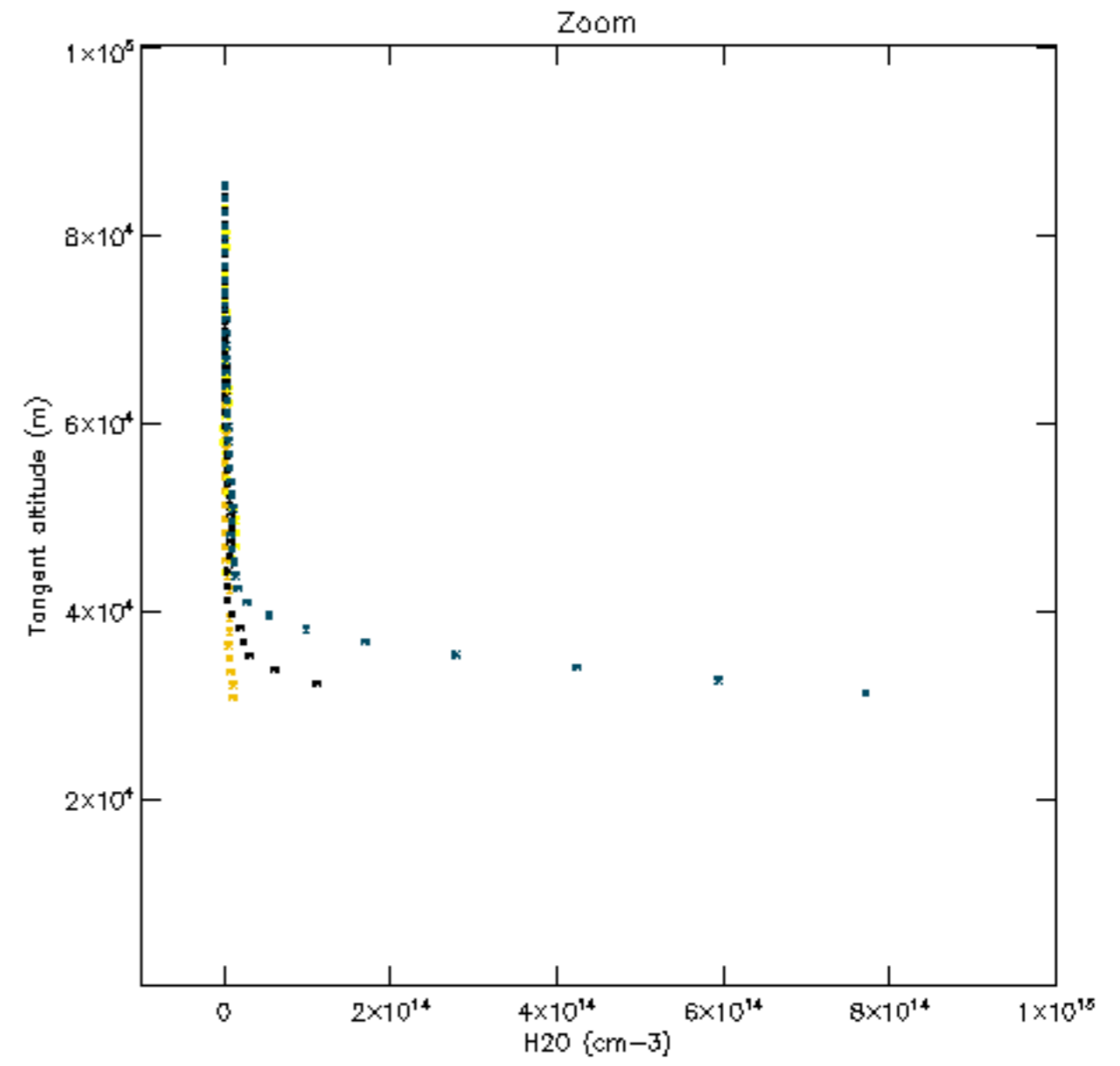
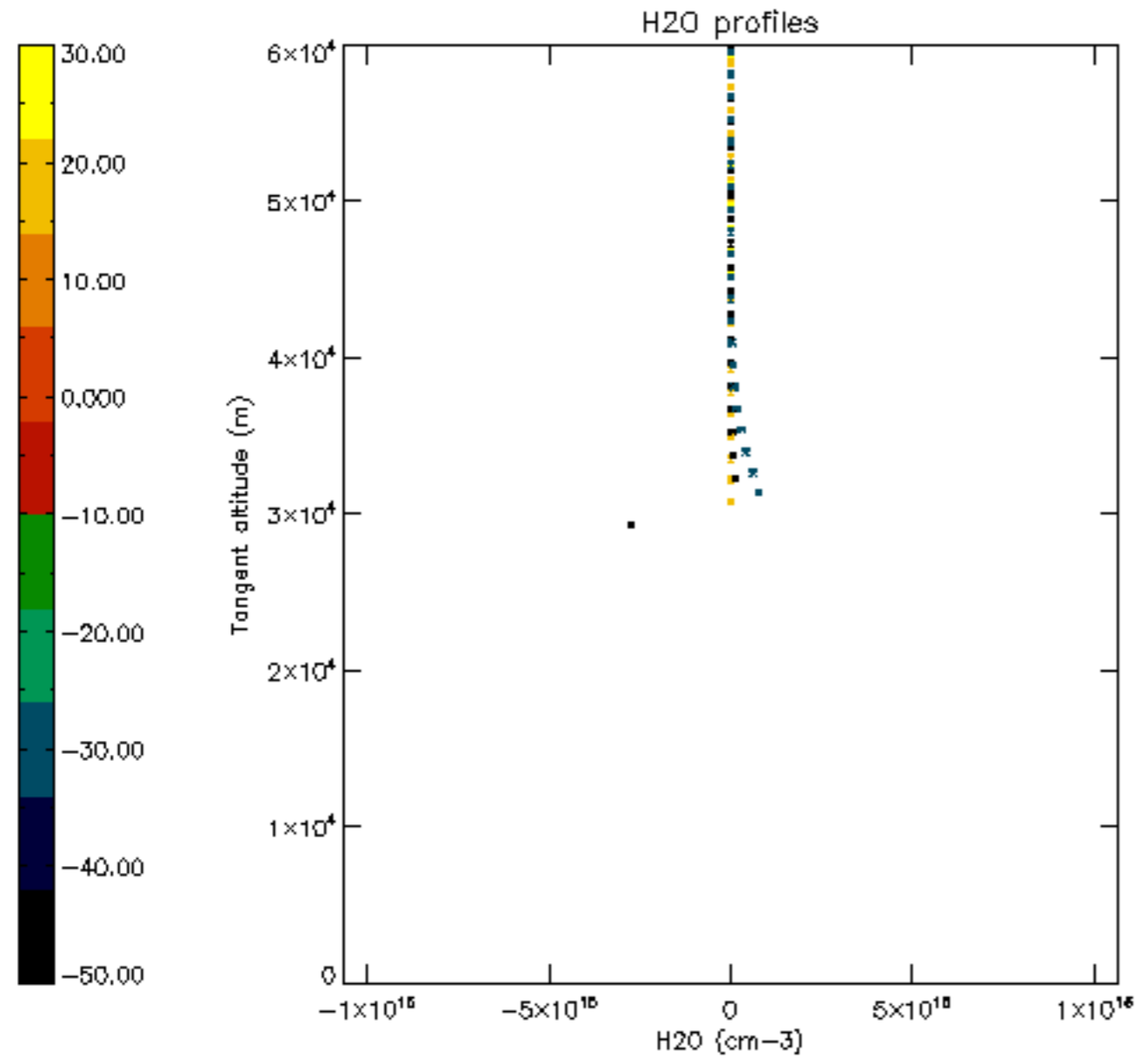


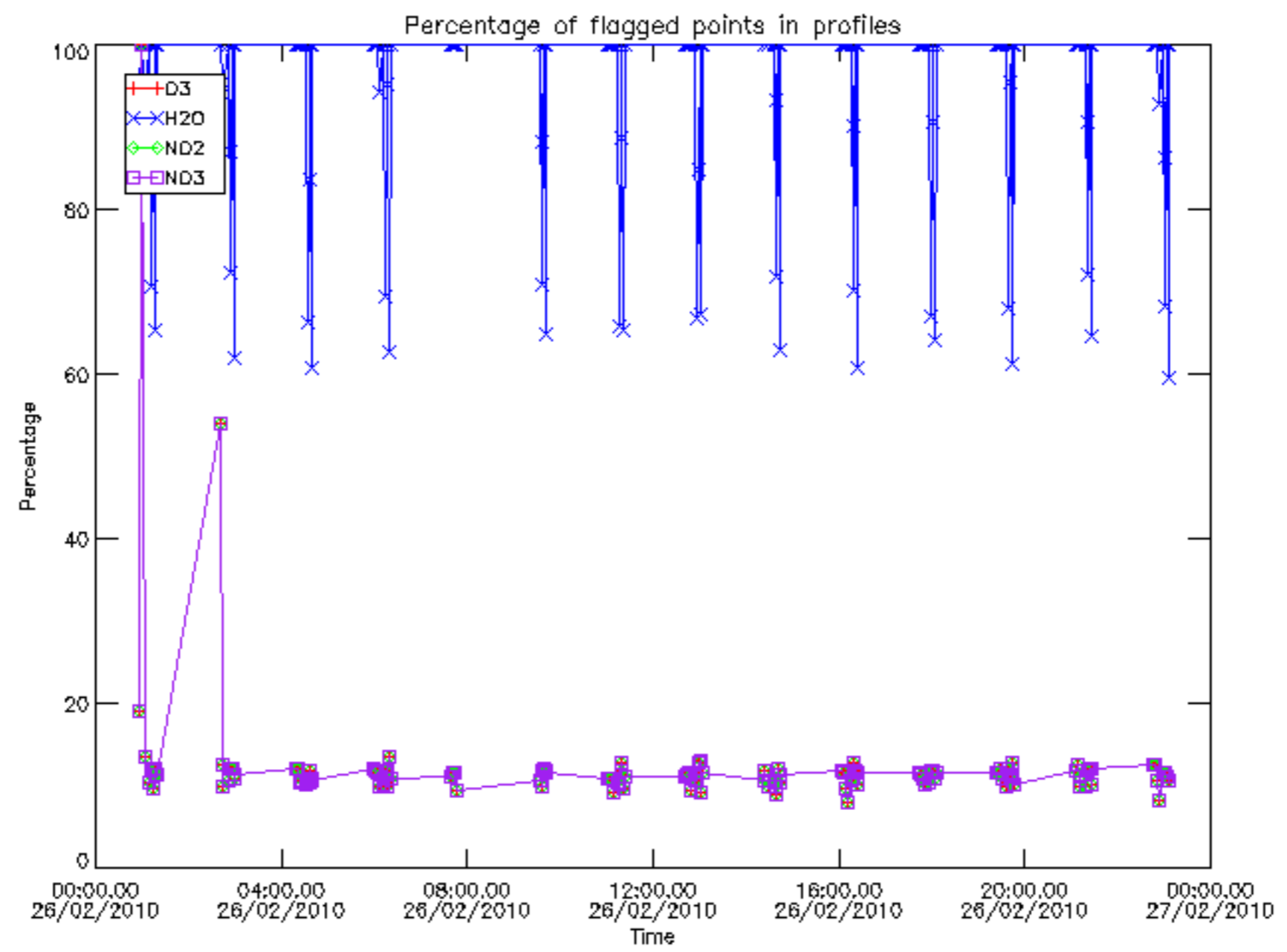






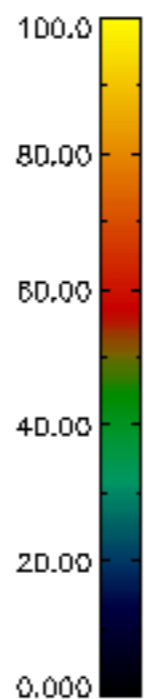
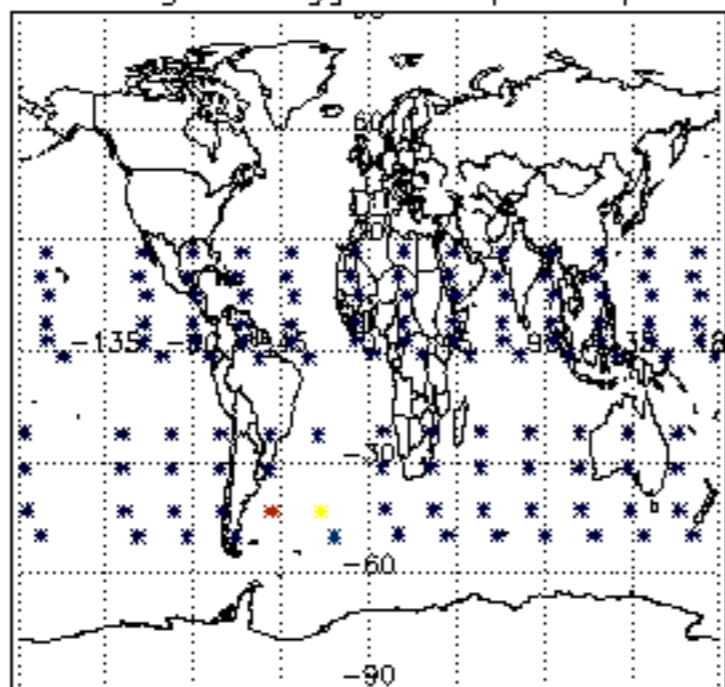




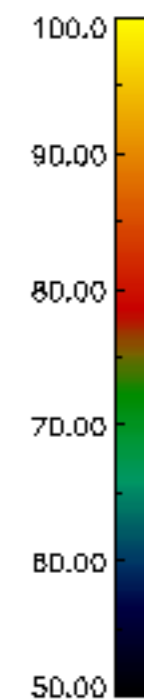
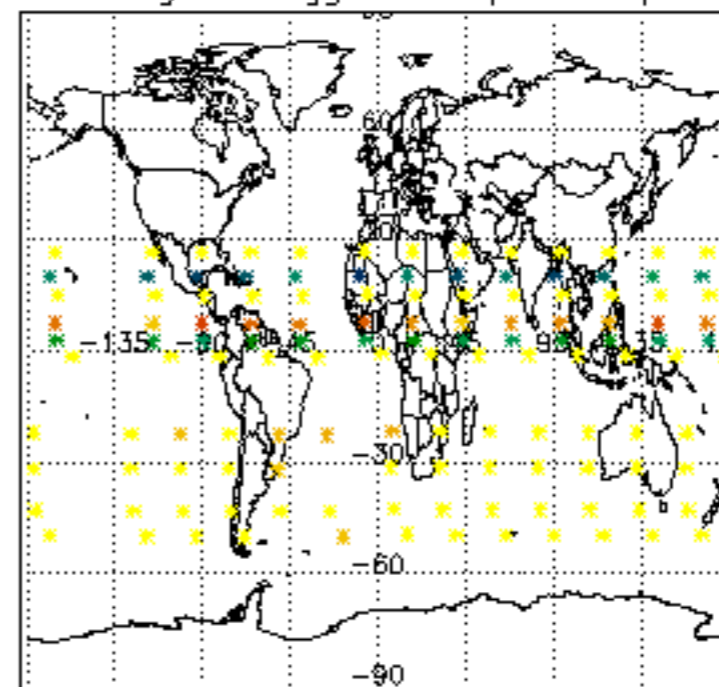




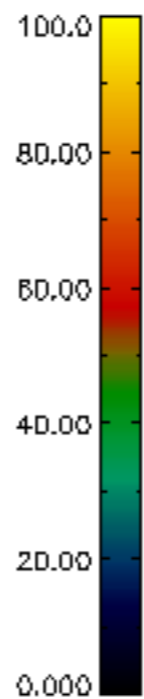
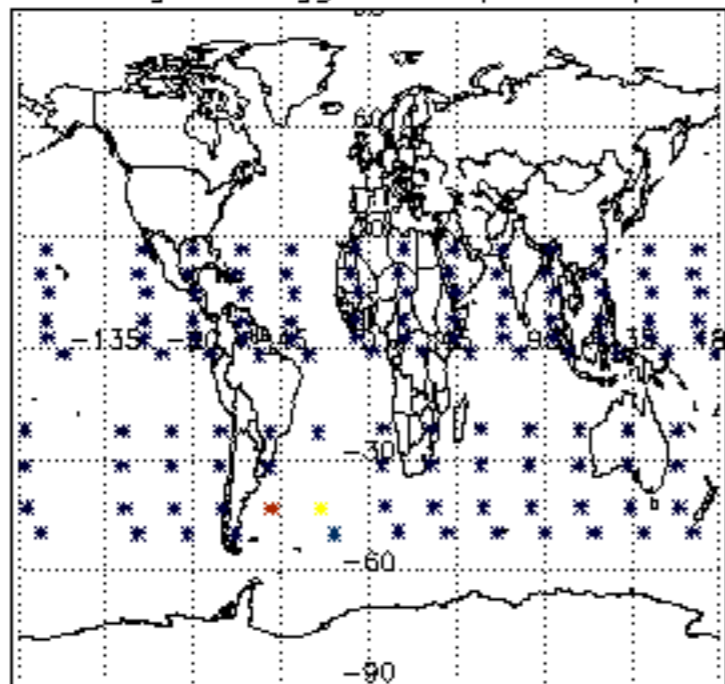
Percentage of flagged data per D3 profile



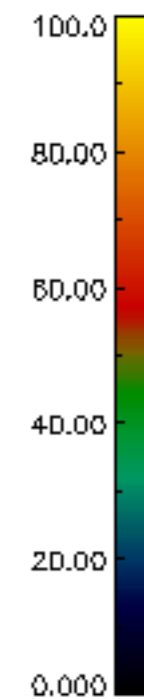
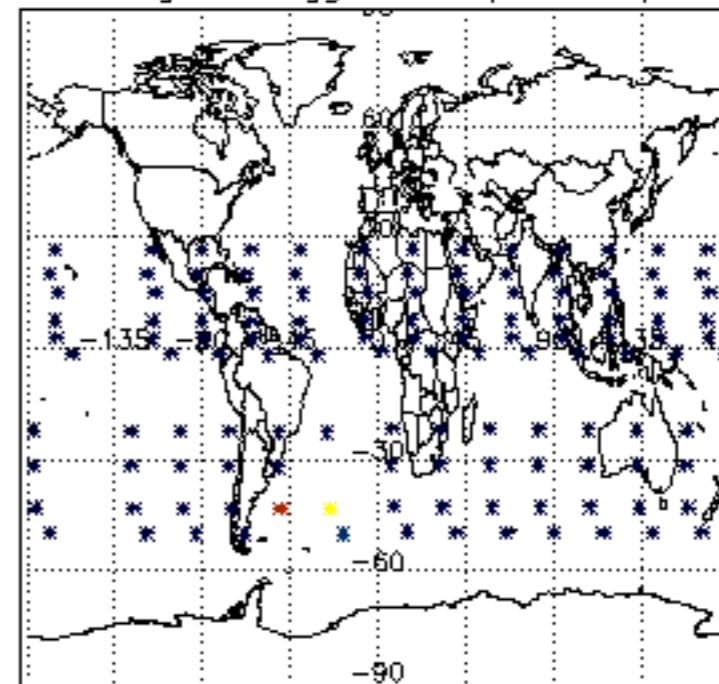
Percentage of flagged data per H2O profile

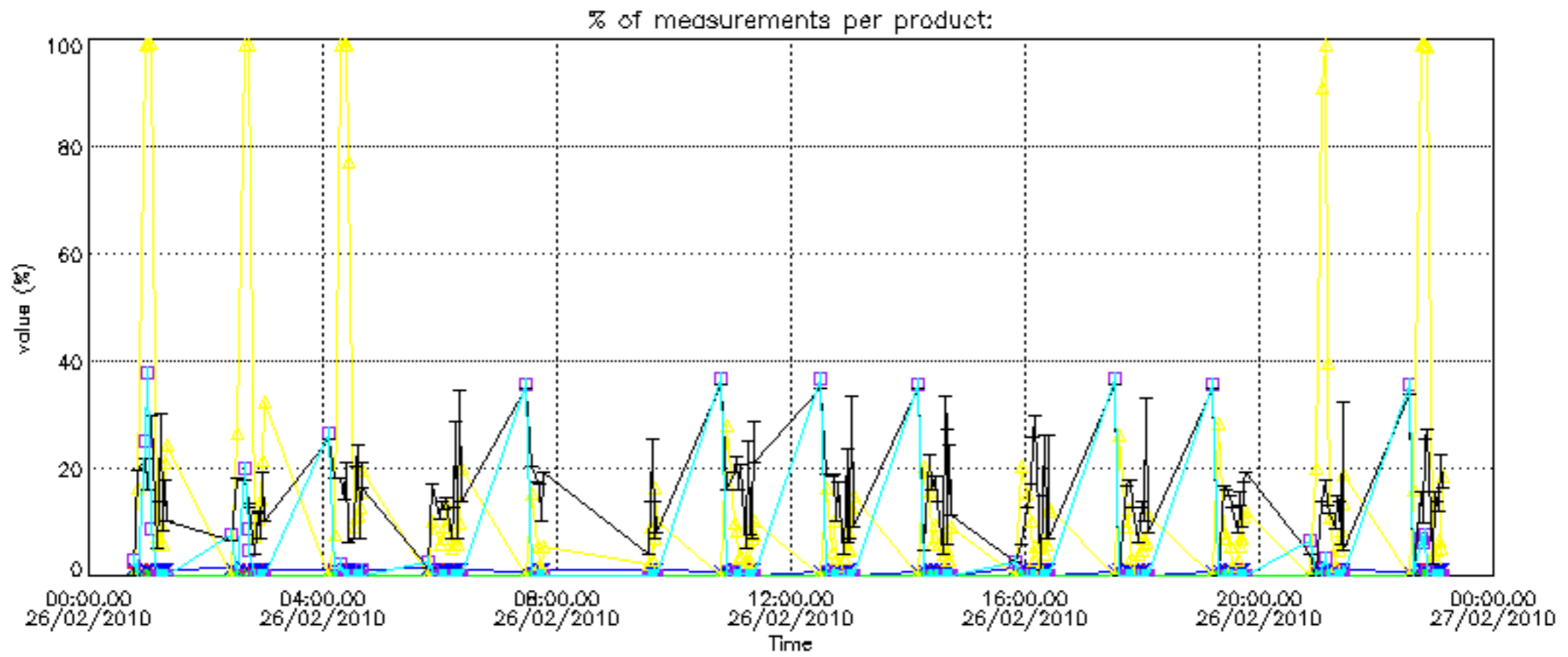


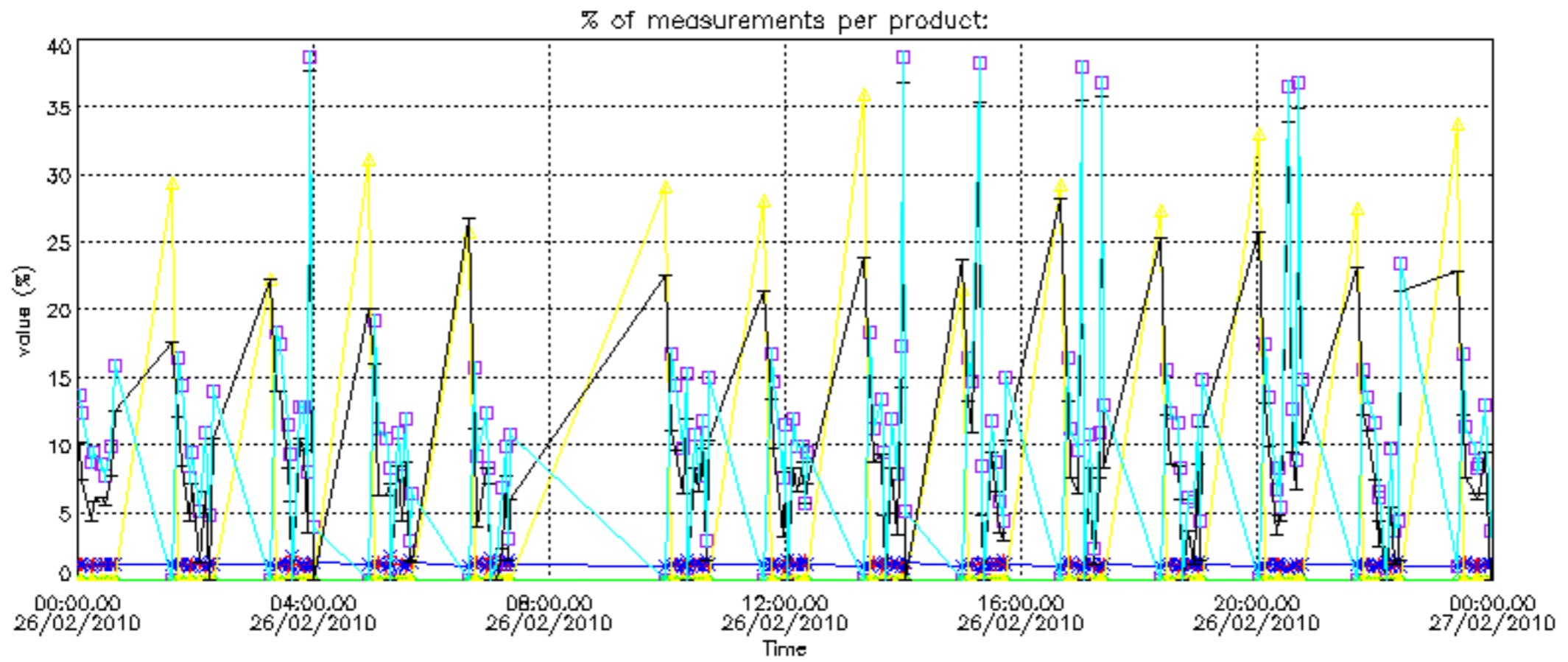
Percentage of flagged data per NO2 profile



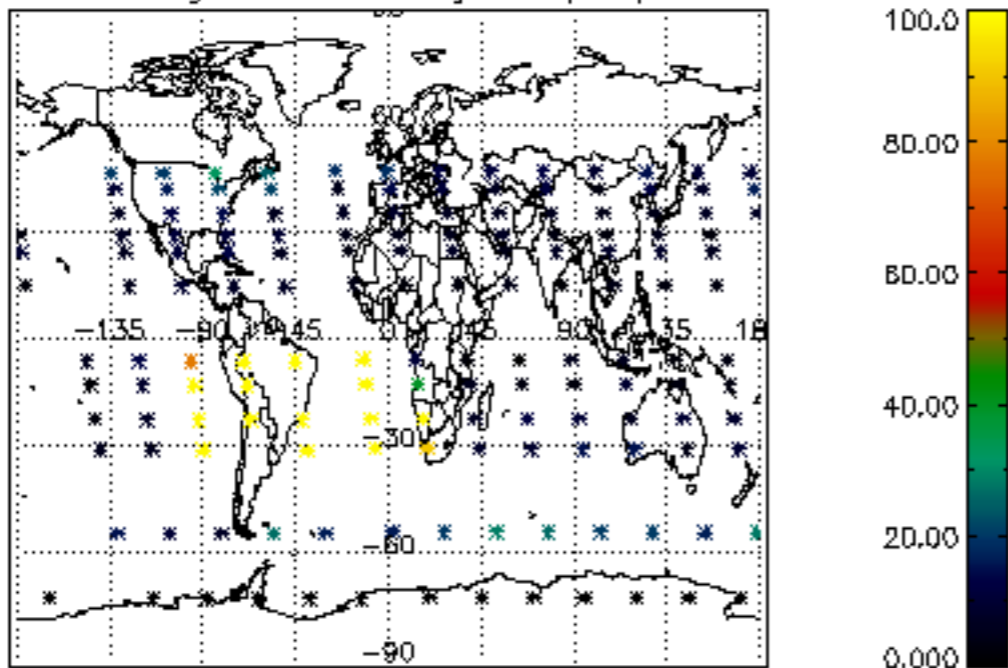
Percentage of flagged data per NO3 profile



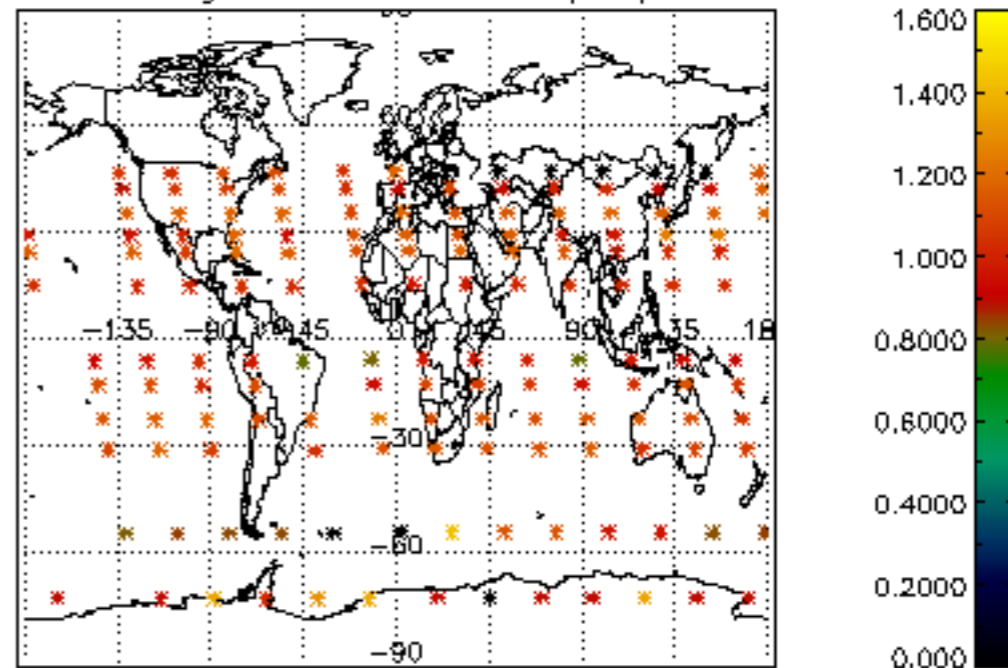




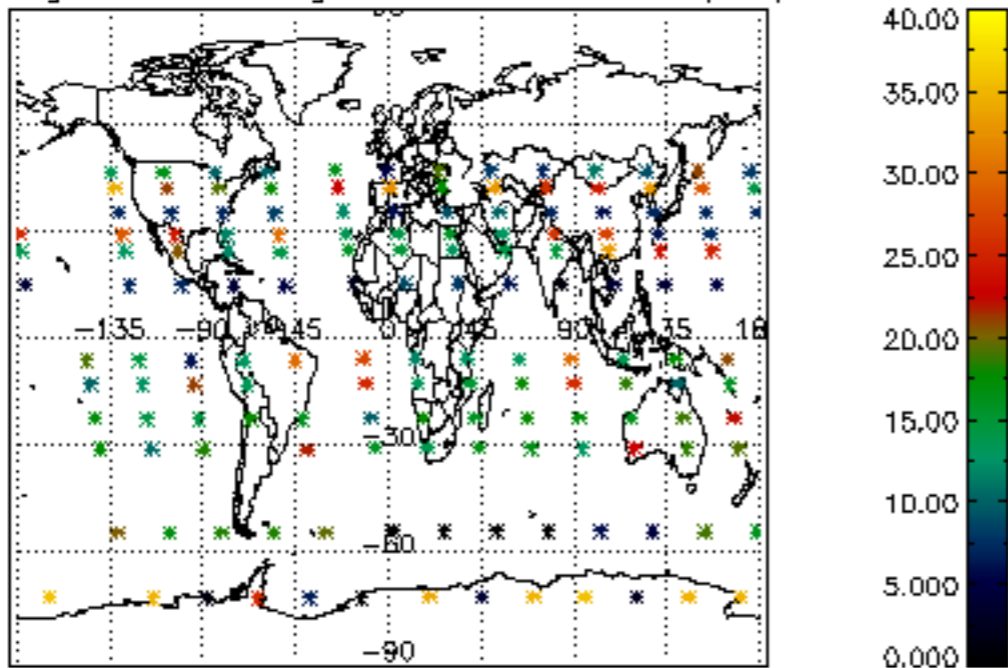
Percentage of cosmic ray hits per profile



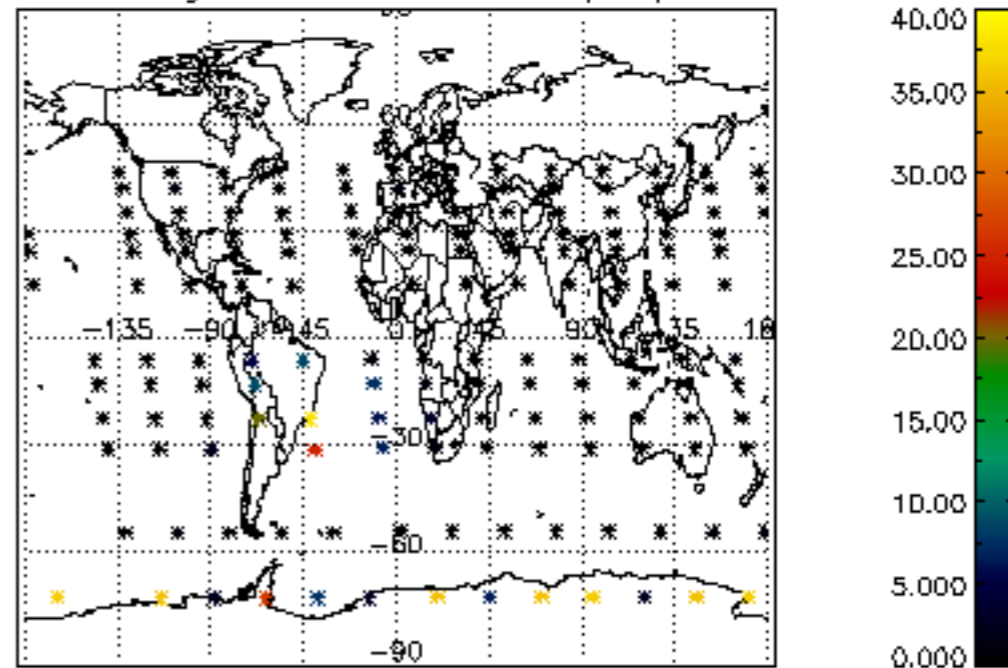
Percentage of datation errors per profile



Percentage of star falling outside central band per profile

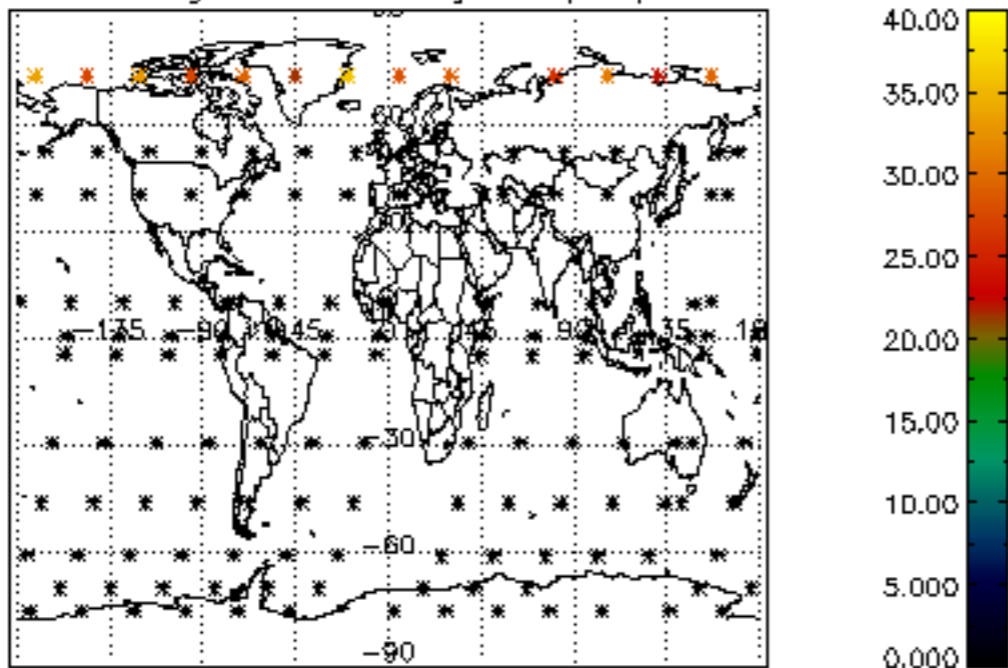


Percentage of saturation errors per profile

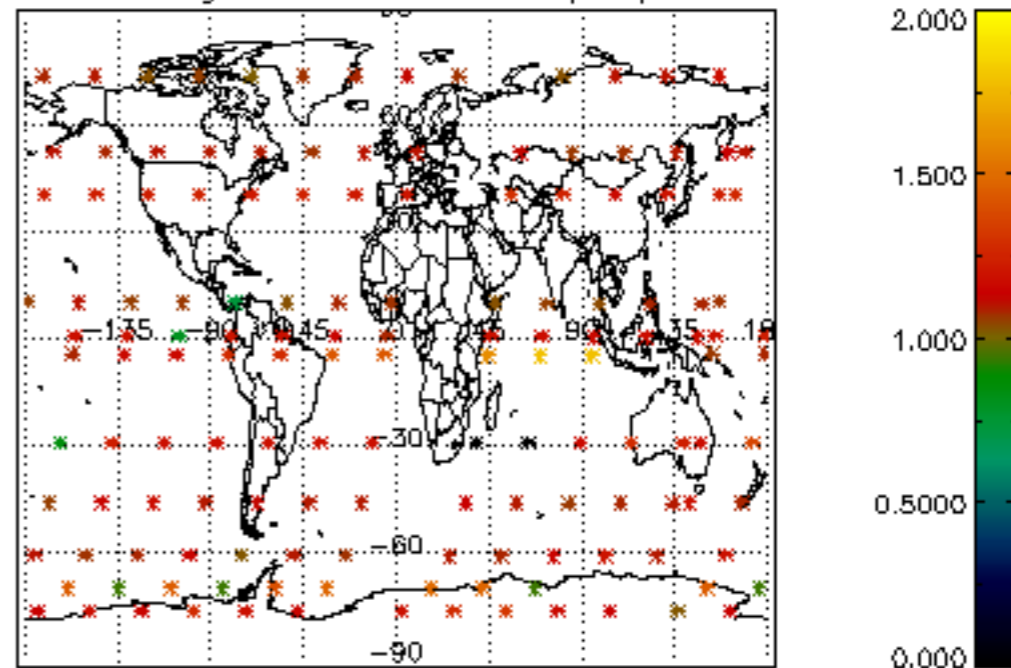




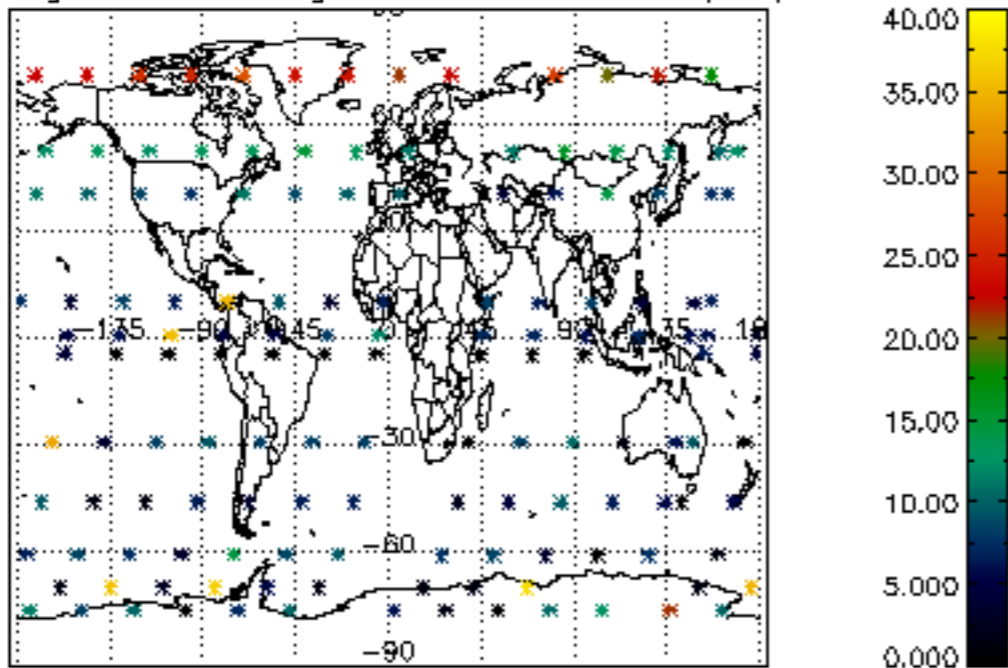
Percentage of cosmic ray hits per profile



Percentage of datation errors per profile



Percentage of star falling outside central band per profile



Percentage of saturation errors per profile

