

GOMOS Level 2 Daily Report

SUMMARY

[1. General Info](#)

[2. Summary of processed GOM_NL_2P products](#)

[3. Level 2 Quality information per product](#)

[3.1 Plot of level 2 quality information per product \(time dependant\)](#)

[3.2 Plot of level 2 quality information per product \(world map\)](#)

[4. Level 1 Quality information per product \(stored on level 2 products\)](#)

[4.1 Plot of level 1 quality information per product \(time dependant\)](#)

[4.1.1 Plot of level 1 quality information per product \(time dependant\): ASCENDING](#)

[4.1.2 Plot of level 1 quality information per product \(time dependant\): DESCENDING](#)

[4.2 Plot of level 1 quality information per product \(world map\)](#)

[4.2.1 Plot of level 1 quality information per product \(world map\): ASCENDING](#)

[4.2.2 Plot of level 1 quality information per product \(world map\): DESCENDING](#)

[5. Ozone profiles based on quality statistics and other trace gas profiles](#)

[5.1 Ozone statistics based on quality of products](#)

[5.2 Plot ozone profiles for all STD \(dark without errors\)](#)

[5.3 Plot ozone profiles where STD < 20% \(dark without errors\)](#)

[5.4. Plot ozone profiles where STD < 10% \(dark without errors\)](#)

[5.5. Plot ozone profiles where STD < 5% \(dark without errors\)](#)

[5.6 Plot NO2 profiles for all STD \(dark without errors\)](#)

[5.7 Plot NO3 profiles for all STD \(dark without errors\)](#)

[5.8 Plot H2O profiles \(only for occultations of stars 1,2,3,4,13,14,16,26,63 dark without errors\) for all STD](#)

[6. Auxiliary Data Files used for the production reported in section 2](#)

This report presents the daily analysis on parameters extracted from GOMOS level 2 data (GOM_NL__2P). It is intended to monitor some important parameters that will impact the quality of these products. A list of level 2 products (and content) that have arrived during the reporting day to the PCF is also given.

Item	Value
Time of report generation	26APR2013 17:29:56
Data source version	GOMOS/6.01
Start time of products	18-02-2010 (18FEB2010 00:00:00)
Stop time of products	19-02-2010 (19FEB2010 00:00:00)
Store outputs in DB	Yes
Nb of level 2 prods	166
Nb of prods with errors	0

2. Summary of processed GOM_NL__2P products.

Nr	Filename	UTC Start time	Limb	Duration	Star Id	Star Name	Star Mag	Star Temp	Nb Meas	Orbit	Prod. error
1	GOM_NL__2PRFIN20100218_000033_00000402087_00030_41667_5626.N1	18-FEB-2010 00:00:33	Twilight	39.500	126	60Bet Oph	2.7700	4250.0	79	41667	No
2	GOM_NL__2PRFIN20100218_001216_00000422087_00030_41667_5627.N1	18-FEB-2010 00:12:16	Dark	42.000	25	35Lam Sco	1.6200	28000.	84	41667	No
3	GOM_NL__2PRFIN20100218_001337_00000592087_00030_41667_5628.N1	18-FEB-2010 00:13:37	Dark	58.500	75	26Eps Sco	2.2910	4250.0	117	41667	No
4	GOM_NL__2PRFIN20100218_002254_00000502087_00031_41668_5624.N1	18-FEB-2010 00:22:54	Dark	49.500	4	Alp1Cen	-0.010000	5800.0	99	41668	No
5	GOM_NL__2PRFIN20100218_002414_00000512087_00031_41668_5625.N1	18-FEB-2010 00:24:14	Dark	50.500	10	Bet Cen	0.61000	28000.	101	41668	No
6	GOM_NL__2PRFIN20100218_002540_00000472087_00031_41668_5626.N1	18-FEB-2010 00:25:40	Dark	46.500	77	Eps Cen	2.3030	28000.	93	41668	No
7	GOM_NL__2PRFIN20100218_002713_00000522087_00031_41668_5627.N1	18-FEB-2010 00:27:13	Dark	51.500	12	Alp1Cru	0.77500	30000.	103	41668	No
8	GOM_NL__2PRFIN20100218_002902_00000482087_00031_41668_5628.N1	18-FEB-2010 00:29:02	Dark	47.500	64	Gam Cen	2.2000	10600.	95	41668	No
9	GOM_NL__2PRFIN20100218_003257_00000442087_00031_41668_5629.N1	18-FEB-2010 00:32:57	Dark	43.500	113	Mu Vel	2.6920	5000.0	87	41668	No
10	GOM_NL__2PRFIN20100218_004619_00000502087_00031_41668_5630.N1	18-FEB-2010 00:46:19	Straylight	50.000	48	30Alp Hya	1.9770	4100.0	100	41668	No
11	GOM_NL__2PRFIN20100218_011623_00000412087_00031_41668_5631.N1	18-FEB-2010 01:16:23	Bright	41.000	60	7Bet UMi	2.0810	3950.0	82	41668	No
12	GOM_NL__2PRFIN20100218_012508_00000412087_00031_41668_5632.N1	18-FEB-2010 01:25:08	Bright	41.000	130	23Bet Dra	2.7990	5800.0	82	41668	No
13	GOM_NL__2PRFIN20100218_012930_00000382087_00031_41668_5633.N1	18-FEB-2010 01:29:30	Bright	37.500	5	3Alp Lyr	0.033000	11000.	75	41668	No
14	GOM_NL__2PRFIN20100218_014109_00000302087_00031_41668_5634.N1	18-FEB-2010 01:41:09	Twilight	29.500	126	60Bet Oph	2.7700	4250.0	59	41668	No
15	GOM_NL__2PRFIN20100218_015252_00000452087_00031_41668_5635.N1	18-FEB-2010 01:52:52	Dark	45.000	25	35Lam Sco	1.6200	28000.	90	41668	No
16	GOM_NL__2PRFIN20100218_015414_00000472087_00031_41668_5636.N1	18-FEB-2010 01:54:14	Dark	47.000	75	26Eps Sco	2.2910	4250.0	94	41668	No
17	GOM_NL__2PRFIN20100218_020331_00000422087_00032_41669_5632.N1	18-FEB-2010 02:03:31	Dark	41.500	4	Alp1Cen	-0.010000	5800.0	83	41669	No
18	GOM_NL__2PRFIN20100218_020450_00000442087_00032_41669_5633.N1	18-FEB-2010 02:04:50	Dark	44.000	10	Bet Cen	0.61000	28000.	88	41669	No
19	GOM_NL__2PRFIN20100218_020617_00000412087_00032_41669_5634.N1	18-FEB-2010 02:06:17	Dark	41.000	77	Eps Cen	2.3030	28000.	82	41669	No
20	GOM_NL__2PRFIN20100218_020750_00000502087_00032_41669_5635.N1	18-FEB-2010 02:07:50	Dark	49.500	12	Alp1Cru	0.77500	30000.	99	41669	No
21	GOM_NL__2PRFIN20100218_020939_00000512087_00032_41669_5636.N1	18-FEB-2010 02:09:39	Dark	50.500	64	Gam Cen	2.2000	10600.	101	41669	No
22	GOM_NL__2PRFIN20100218_021333_00000432087_00032_41669_5637.N1	18-FEB-2010 02:13:33	Dark	43.000	113	Mu Vel	2.6920	5000.0	86	41669	No
23	GOM_NL__2PRFIN20100218_022655_00000482087_00032_41669_5638.N1	18-FEB-2010 02:26:55	Straylight	48.000	48	30Alp Hya	1.9770	4100.0	96	41669	No
24	GOM_NL__2PRFIN20100218_025659_00000432087_00032_41669_5639.N1	18-FEB-2010 02:56:59	Bright	43.000	60	7Bet UMi	2.0810	3950.0	86	41669	No
25	GOM_NL__2PRFIN20100218_030544_00000442087_00032_41669_5640.N1	18-FEB-2010 03:05:44	Bright	44.000	130	23Bet Dra	2.7990	5800.0	88	41669	No
26	GOM_NL__2PRFIN20100218_031006_00000372087_00032_41669_5641.N1	18-FEB-2010 03:10:06	Bright	37.000	5	3Alp Lyr	0.033000	11000.	74	41669	No
27	GOM_NL__2PRFIN20100218_032146_00000302087_00032_41669_5642.N1	18-FEB-2010 03:21:46	Twilight	30.000	126	60Bet Oph	2.7700	4250.0	60	41669	No
28	GOM_NL__2PRFIN20100218_033329_00000502087_00032_41669_5643.N1	18-FEB-2010 03:33:29	Dark	50.000	25	35Lam Sco	1.6200	28000.	100	41669	No
29	GOM_NL__2PRFIN20100218_033450_00000572087_00032_41669_5644.N1	18-FEB-2010 03:34:50	Dark	57.000	75	26Eps Sco	2.2910	4250.0	114	41669	No
30	GOM_NL__2PRFIN20100218_034407_00000432087_00033_41670_5640.N1	18-FEB-2010 03:44:07	Dark	42.500	4	Alp1Cen	-0.010000	5800.0	85	41670	No
31	GOM_NL__2PRFIN20100218_034527_00000432087_00033_41670_5641.N1	18-FEB-2010 03:45:27	Dark	43.000	10	Bet Cen	0.61000	28000.	86	41670	No
32	GOM_NL__2PRFIN20100218_034654_00000442087_00033_41670_5642.N1	18-FEB-2010 03:46:54	Dark	44.000	77	Eps Cen	2.3030	28000.	88	41670	No
33	GOM_NL__2PRFIN20100218_034826_00000402087_00033_41670_5643.N1	18-FEB-2010 03:48:26	Dark	39.500	12	Alp1Cru	0.77500	30000.	79	41670	No
34	GOM_NL__2PRFIN20100218_035016_00000452087_00033_41670_5644.N1	18-FEB-2010 03:50:16	Dark	44.500	64	Gam Cen	2.2000	10600.	89	41670	No
35	GOM_NL__2PRFIN20100218_035410_00000442087_00033_41670_5645.N1	18-FEB-2010 03:54:10	Dark	44.000	113	Mu Vel	2.6920	5000.0	88	41670	No
36	GOM_NL__2PRFIN20100218_040731_00000492087_00033_41670_5646.N1	18-FEB-2010 04:07:31	Twilight	49.000	48	30Alp Hya	1.9770	4100.0	98	41670	No
37	GOM_NL__2PRFIN20100218_043734_00000372087_00033_41670_5647.N1	18-FEB-2010 04:37:34	Bright	37.000	60	7Bet UMi	2.0810	3950.0	74	41670	No
38	GOM_NL__2PRFIN20100218_044619_00000432087_00033_41670_5648.N1	18-FEB-2010 04:46:19	Bright	42.500	130	23Bet Dra	2.7990	5800.0	85	41670	No
39	GOM_NL__2PRFIN20100218_045042_00000392087_00033_41670_5649.N1	18-FEB-2010 04:50:42	Bright	39.000	5	3Alp Lyr	0.033000	11000.	78	41670	No
40	GOM_NL__2PRFIN20100218_051406_00000452087_00033_41670_5650.N1	18-FEB-2010 05:14:06	Dark	45.000	25	35Lam Sco	1.6200	28000.	90	41670	No
41	GOM_NL__2PRFIN20100218_051528_00000492087_00033_41670_5651.N1	18-FEB-2010 05:15:28	Dark	49.000	75	26Eps Sco	2.2910	4250.0	98	41670	No
42	GOM_NL__2PRFIN20100218_052444_00000422087_00034_41671_5648.N1	18-FEB-2010 05:24:44	Dark	42.000	4	Alp1Cen	-0.010000	5800.0	84	41671	No

43	GOM_NL__2PRFIN20100218_052604_000000432087_00034_41671_5649.N1	18-FEB-2010 05:26:04	Dark	42.500	10	Bet Cen	0.61000	28000.	85	41671	No
44	GOM_NL__2PRFIN20100218_052731_000000452087_00034_41671_5650.N1	18-FEB-2010 05:27:31	Dark	45.000	77	Eps Cen	2.3030	28000.	90	41671	No
45	GOM_NL__2PRFIN20100218_052903_000000402087_00034_41671_5651.N1	18-FEB-2010 05:29:03	Dark	40.000	12	Alp1Cru	0.77500	30000.	80	41671	No
46	GOM_NL__2PRFIN20100218_053052_000000462087_00034_41671_5652.N1	18-FEB-2010 05:30:52	Dark	46.000	64	Gam Cen	2.2000	10600.	92	41671	No
47	GOM_NL__2PRFIN20100218_053446_000000452087_00034_41671_5653.N1	18-FEB-2010 05:34:46	Dark	44.500	113	Mu Vel	2.6920	5000.0	89	41671	No
48	GOM_NL__2PRFIN20100218_054807_000000512087_00034_41671_5654.N1	18-FEB-2010 05:48:07	Tw_i_and_stray	50.500	48	30Alp Hya	1.9770	4100.0	101	41671	No
49	GOM_NL__2PRFIN20100218_061810_000000372087_00034_41671_5655.N1	18-FEB-2010 06:18:10	Bright	37.000	60	7Bet UMi	2.0810	3950.0	74	41671	No
50	GOM_NL__2PRFIN20100218_062655_000000432087_00034_41671_5656.N1	18-FEB-2010 06:26:55	Bright	42.500	130	23Bet Dra	2.7990	5800.0	85	41671	No
51	GOM_NL__2PRFIN20100218_063119_000000372087_00034_41671_5657.N1	18-FEB-2010 06:31:19	Bright	37.000	5	3Alp Lyr	0.033000	11000.	74	41671	No
52	GOM_NL__2PRFIN20100218_065442_000000522087_00034_41671_5658.N1	18-FEB-2010 06:54:42	Dark	52.000	25	35Lam Sco	1.6200	28000.	104	41671	No
53	GOM_NL__2PRFIN20100218_065605_000000492087_00034_41671_5659.N1	18-FEB-2010 06:56:05	Dark	49.000	75	26Eps Sco	2.2910	4250.0	98	41671	No
54	GOM_NL__2PRFIN20100218_070521_000000432087_00035_41672_5676.N1	18-FEB-2010 07:05:21	Dark	43.000	4	Alp1Cen	-0.010000	5800.0	86	41672	No
55	GOM_NL__2PRFIN20100218_070640_000000422087_00035_41672_5677.N1	18-FEB-2010 07:06:40	Dark	41.500	10	Bet Cen	0.61000	28000.	83	41672	No
56	GOM_NL__2PRFIN20100218_070807_000000422087_00035_41672_5678.N1	18-FEB-2010 07:08:07	Dark	42.000	77	Eps Cen	2.3030	28000.	84	41672	No
57	GOM_NL__2PRFIN20100218_070939_000000442087_00035_41672_5679.N1	18-FEB-2010 07:09:39	Dark	44.000	12	Alp1Cru	0.77500	30000.	88	41672	No
58	GOM_NL__2PRFIN20100218_071129_000000462087_00035_41672_5680.N1	18-FEB-2010 07:11:29	Dark	45.500	64	Gam Cen	2.2000	10600.	91	41672	No
59	GOM_NL__2PRFIN20100218_071522_000000442087_00035_41672_5681.N1	18-FEB-2010 07:15:22	Dark	44.000	113	Mu Vel	2.6920	5000.0	88	41672	No
60	GOM_NL__2PRFIN20100218_072843_000000492087_00035_41672_5682.N1	18-FEB-2010 07:28:43	Tw_i_and_stray	49.000	48	30Alp Hya	1.9770	4100.0	98	41672	No
61	GOM_NL__2PRFIN20100218_075846_000000432087_00035_41672_5683.N1	18-FEB-2010 07:58:46	Bright	43.000	60	7Bet UMi	2.0810	3950.0	86	41672	No
62	GOM_NL__2PRFIN20100218_080731_000000422087_00035_41672_5684.N1	18-FEB-2010 08:07:31	Bright	41.500	130	23Bet Dra	2.7990	5800.0	83	41672	No
63	GOM_NL__2PRFIN20100218_081154_000000372087_00035_41672_5685.N1	18-FEB-2010 08:11:54	Bright	37.000	5	3Alp Lyr	0.033000	11000.	74	41672	No
64	GOM_NL__2PRFIN20100218_083519_000000462087_00035_41672_5686.N1	18-FEB-2010 08:35:19	Dark	45.500	25	35Lam Sco	1.6200	28000.	91	41672	No
65	GOM_NL__2PRFIN20100218_083641_000000512087_00035_41672_5687.N1	18-FEB-2010 08:36:41	Dark	50.500	75	26Eps Sco	2.2910	4250.0	101	41672	No
66	GOM_NL__2PRFIN20100218_084557_000000442087_00036_41673_5684.N1	18-FEB-2010 08:45:57	Dark	44.000	4	Alp1Cen	-0.010000	5800.0	88	41673	No
67	GOM_NL__2PRFIN20100218_084717_000000442087_00036_41673_5685.N1	18-FEB-2010 08:47:17	Dark	44.000	10	Bet Cen	0.61000	28000.	88	41673	No
68	GOM_NL__2PRFIN20100218_084844_000000452087_00036_41673_5686.N1	18-FEB-2010 08:48:44	Dark	44.500	77	Eps Cen	2.3030	28000.	89	41673	No
69	GOM_NL__2PRFIN20100218_085016_000000422087_00036_41673_5687.N1	18-FEB-2010 08:50:16	Dark	41.500	12	Alp1Cru	0.77500	30000.	83	41673	No
70	GOM_NL__2PRFIN20100218_085206_000000532087_00036_41673_5688.N1	18-FEB-2010 08:52:06	Dark	53.000	64	Gam Cen	2.2000	10600.	106	41673	No
71	GOM_NL__2PRFIN20100218_085559_000000442087_00036_41673_5689.N1	18-FEB-2010 08:55:59	Dark	43.500	113	Mu Vel	2.6920	5000.0	87	41673	No
72	GOM_NL__2PRFIN20100218_090919_000000502087_00036_41673_5690.N1	18-FEB-2010 09:09:19	Tw_i_and_stray	50.000	48	30Alp Hya	1.9770	4100.0	100	41673	No
73	GOM_NL__2PRFIN20100218_093921_000000422087_00036_41673_5691.N1	18-FEB-2010 09:39:21	Bright	41.500	60	7Bet UMi	2.0810	3950.0	83	41673	No
74	GOM_NL__2PRFIN20100218_094807_000000392087_00036_41673_5692.N1	18-FEB-2010 09:48:07	Bright	38.500	130	23Bet Dra	2.7990	5800.0	77	41673	No
75	GOM_NL__2PRFIN20100218_095230_000000382087_00036_41673_5693.N1	18-FEB-2010 09:52:30	Bright	37.500	5	3Alp Lyr	0.033000	11000.	75	41673	No
76	GOM_NL__2PRFIN20100218_101555_000000462087_00036_41673_5694.N1	18-FEB-2010 10:15:55	Dark	46.000	25	35Lam Sco	1.6200	28000.	92	41673	No
77	GOM_NL__2PRFIN20100218_101718_000000472087_00036_41673_5695.N1	18-FEB-2010 10:17:18	Dark	46.500	75	26Eps Sco	2.2910	4250.0	93	41673	No
78	GOM_NL__2PRFIN20100218_102634_000000432087_00037_41674_5692.N1	18-FEB-2010 10:26:34	Dark	43.000	4	Alp1Cen	-0.010000	5800.0	86	41674	No
79	GOM_NL__2PRFIN20100218_102753_000000442087_00037_41674_5693.N1	18-FEB-2010 10:27:53	Dark	44.000	10	Bet Cen	0.61000	28000.	88	41674	No
80	GOM_NL__2PRFIN20100218_102921_000000422087_00037_41674_5694.N1	18-FEB-2010 10:29:21	Dark	42.000	77	Eps Cen	2.3030	28000.	84	41674	No
81	GOM_NL__2PRFIN20100218_103052_000000482087_00037_41674_5695.N1	18-FEB-2010 10:30:52	Dark	47.500	12	Alp1Cru	0.77500	30000.	95	41674	No
82	GOM_NL__2PRFIN20100218_103243_000000452087_00037_41674_5696.N1	18-FEB-2010 10:32:43	Dark	45.000	64	Gam Cen	2.2000	10600.	90	41674	No
83	GOM_NL__2PRFIN20100218_103635_000000432087_00037_41674_5697.N1	18-FEB-2010 10:36:35	Dark	42.500	113	Mu Vel	2.6920	5000.0	85	41674	No
84	GOM_NL__2PRFIN20100218_104955_000000492087_00037_41674_5698.N1	18-FEB-2010 10:49:55	Tw_i_and_stray	48.500	48	30Alp Hya	1.9770	4100.0	97	41674	No
85	GOM_NL__2PRFIN20100218_111957_000000382087_00037_41674_5699.N1	18-FEB-2010 11:19:57	Bright	37.500	60	7Bet UMi	2.0810	3950.0	75	41674	No
86	GOM_NL__2PRFIN20100218_112842_000000432087_00037_41674_5700.N1	18-FEB-2010 11:28:42	Bright	43.000	130	23Bet Dra	2.7990	5800.0	86	41674	No
87	GOM_NL__2PRFIN20100218_113306_000000362087_00037_41674_5701.N1	18-FEB-2010 11:33:06	Bright	36.000	5	3Alp Lyr	0.033000	11000.	72	41674	No
88	GOM_NL__2PRFIN20100218_115632_000000462087_00037_41674_5702.N1	18-FEB-2010 11:56:32	Dark	45.500	25	35Lam Sco	1.6200	28000.	91	41674	No
89	GOM_NL__2PRFIN20100218_115755_000000512087_00037_41674_5703.N1	18-FEB-2010 11:57:55	Dark	51.000	75	26Eps Sco	2.2910	4250.0	102	41674	No
90	GOM_NL__2PRFIN20100218_120710_000000472087_00038_41675_5700.N1	18-FEB-2010 12:07:10	Dark	47.000	4	Alp1Cen	-0.010000	5800.0	94	41675	No
91	GOM_NL__2PRFIN20100218_120829_000000452087_00038_41675_5701.N1	18-FEB-2010 12:08:29	Dark	44.500	10	Bet Cen	0.61000	28000.	89	41675	No
92	GOM_NL__2PRFIN20100218_120957_000000422087_00038_41675_5702.N1	18-FEB-2010 12:09:57	Dark	41.500	77	Eps Cen	2.3030	28000.	83	41675	No
93	GOM_NL__2PRFIN20100218_121128_000000472087_00038_41675_5703.N1	18-FEB-2010 12:11:28	Dark	46.500	12	Alp1Cru	0.77500	30000.	93	41675	No
94	GOM_NL__2PRFIN20100218_121319_000000452087_00038_41675_5704.N1	18-FEB-2010 12:13:19	Dark	45.000	64	Gam Cen	2.2000	10600.	90	41675	No
95	GOM_NL__2PRFIN20100218_121711_000000432087_00038_41675_5705.N1	18-FEB-2010 12:17:11	Dark	43.000	113	Mu Vel	2.6920	5000.0	86	41675	No
96	GOM_NL__2PRFIN20100218_123031_000000482087_00038_41675_5706.N1	18-FEB-2010 12:30:31	Tw_i_and_stray	47.500	48	30Alp Hya	1.9770	4100.0	95	41675	No
97	GOM_NL__2PRFIN20100218_130033_000000402087_00038_41675_5707.N1	18-FEB-2010 13:00:33	Bright	39.500	60	7Bet UMi	2.0810	3950.0	79	41675	No
98	GOM_NL__2PRFIN20100218_130918_000000422087_00038_41675_5708.N1	18-FEB-2010 13:09:18	Bright	42.000	130	23Bet Dra	2.7990	5800.0	84	41675	No
99	GOM_NL__2PRFIN20100218_131342_000000372087_00038_41675_5709.N1	18-FEB-2010 13:13:42	Bright	36.500	5	3Alp Lyr	0.033000	11000.	73	41675	No
100	GOM_NL__2PRFIN20100218_133708_000000512087_00038_41675_5710.N1	18-FEB-2010 13:37:08	Dark	51.000	25	35Lam Sco	1.6200	28000.	102	41675	No
101	GOM_NL__2PRFIN20100218_133832_000000552087_00038_41675_5711.N1	18-FEB-2010 13:38:32	Dark	55.000	75	26Eps Sco	2.2910	4250.0	110	41675	No

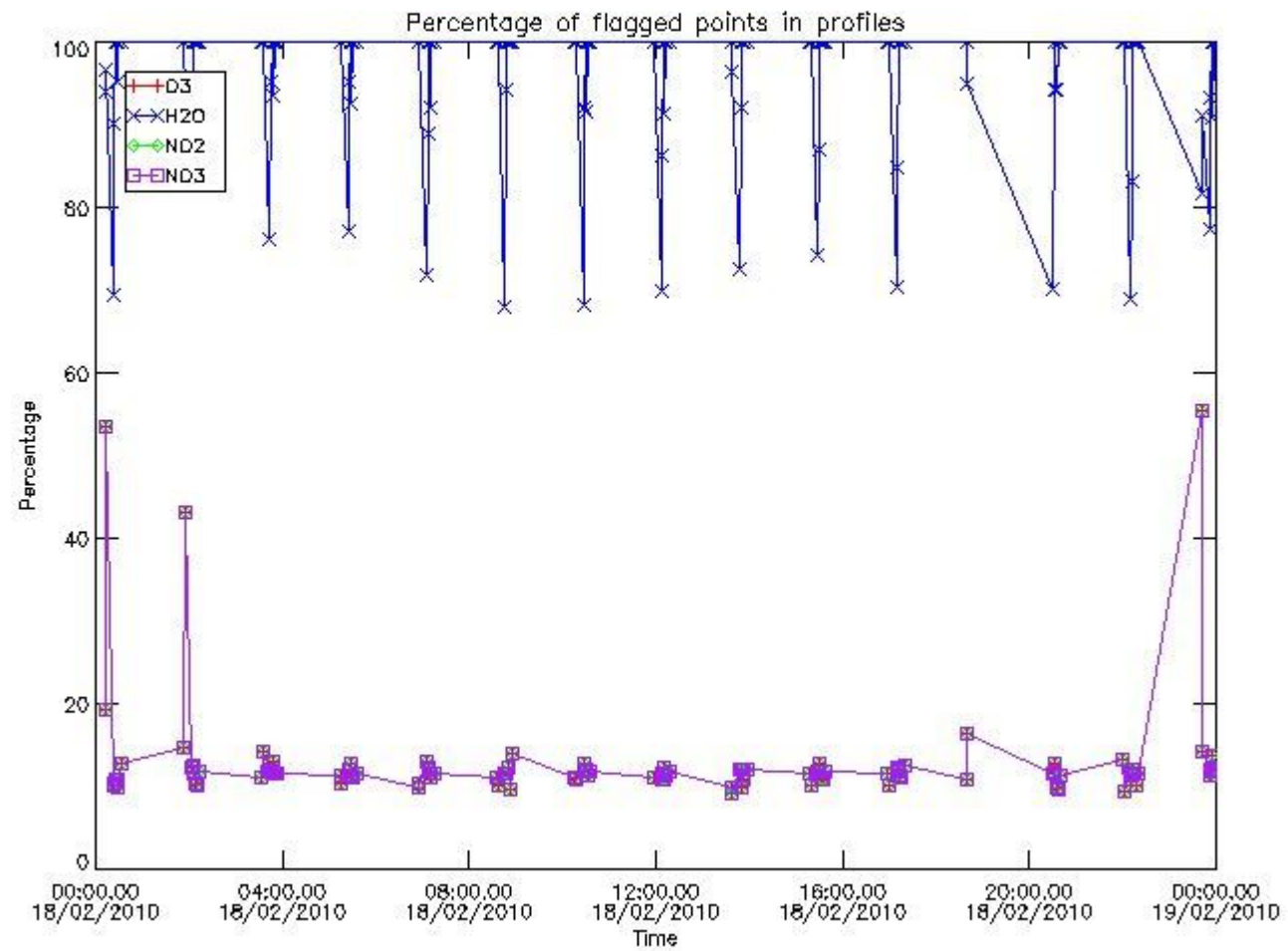
102	GOM_NL__2PRFIN20100218_134747_000000432087_00039_41676_5708.N1	18-FEB-2010 13:47:47	Dark	42.500	4	Alp1Cen	-0.010000	5800.0	85	41676	No
103	GOM_NL__2PRFIN20100218_134906_000000522087_00039_41676_5709.N1	18-FEB-2010 13:49:06	Dark	51.500	10	Bet Cen	0.61000	28000.	103	41676	No
104	GOM_NL__2PRFIN20100218_135034_000000432087_00039_41676_5710.N1	18-FEB-2010 13:50:34	Dark	42.500	77	Eps Cen	2.3030	28000.	85	41676	No
105	GOM_NL__2PRFIN20100218_135205_000000432087_00039_41676_5711.N1	18-FEB-2010 13:52:05	Dark	42.500	12	Alp1Cru	0.77500	30000.	85	41676	No
106	GOM_NL__2PRFIN20100218_135356_000000482087_00039_41676_5712.N1	18-FEB-2010 13:53:56	Dark	47.500	64	Gam Cen	2.2000	10600.	95	41676	No
107	GOM_NL__2PRFIN20100218_135748_000000422087_00039_41676_5713.N1	18-FEB-2010 13:57:48	Dark	42.000	113	Mu Vel	2.6920	5000.0	84	41676	No
108	GOM_NL__2PRFIN20100218_141107_000000502087_00039_41676_5714.N1	18-FEB-2010 14:11:07	Tw_i_and_stray	49.500	48	30Alp Hya	1.9770	4100.0	99	41676	No
109	GOM_NL__2PRFIN20100218_144108_000000432087_00039_41676_5715.N1	18-FEB-2010 14:41:08	Bright	43.000	60	7Bet UMi	2.0810	3950.0	86	41676	No
110	GOM_NL__2PRFIN20100218_144954_000000422087_00039_41676_5716.N1	18-FEB-2010 14:49:54	Bright	41.500	130	23Bet Dra	2.7990	5800.0	83	41676	No
111	GOM_NL__2PRFIN20100218_145418_000000392087_00039_41676_5717.N1	18-FEB-2010 14:54:18	Bright	38.500	5	3Alp Lyr	0.033000	11000.	77	41676	No
112	GOM_NL__2PRFIN20100218_151745_000000452087_00039_41676_5718.N1	18-FEB-2010 15:17:45	Dark	44.500	25	35Lam Sco	1.6200	28000.	89	41676	No
113	GOM_NL__2PRFIN20100218_151908_000000552087_00039_41676_5719.N1	18-FEB-2010 15:19:08	Dark	55.000	75	26Eps Sco	2.2910	4250.0	110	41676	No
114	GOM_NL__2PRFIN20100218_152823_000000432087_00040_41677_5716.N1	18-FEB-2010 15:28:23	Dark	43.000	4	Alp1Cen	-0.010000	5800.0	86	41677	No
115	GOM_NL__2PRFIN20100218_152943_000000432087_00040_41677_5717.N1	18-FEB-2010 15:29:43	Dark	43.000	10	Bet Cen	0.61000	28000.	86	41677	No
116	GOM_NL__2PRFIN20100218_153110_000000442087_00040_41677_5718.N1	18-FEB-2010 15:31:10	Dark	43.500	77	Eps Cen	2.3030	28000.	87	41677	No
117	GOM_NL__2PRFIN20100218_153241_000000482087_00040_41677_5719.N1	18-FEB-2010 15:32:41	Dark	47.500	12	Alp1Cru	0.77500	30000.	95	41677	No
118	GOM_NL__2PRFIN20100218_153432_000000472087_00040_41677_5720.N1	18-FEB-2010 15:34:32	Dark	46.500	64	Gam Cen	2.2000	10600.	93	41677	No
119	GOM_NL__2PRFIN20100218_153824_000000432087_00040_41677_5721.N1	18-FEB-2010 15:38:24	Dark	43.000	113	Mu Vel	2.6920	5000.0	86	41677	No
120	GOM_NL__2PRFIN20100218_155143_000000482087_00040_41677_5722.N1	18-FEB-2010 15:51:43	Tw_i_and_stray	48.000	48	30Alp Hya	1.9770	4100.0	96	41677	No
121	GOM_NL__2PRFIN20100218_162144_000000422087_00040_41677_5723.N1	18-FEB-2010 16:21:44	Bright	41.500	60	7Bet UMi	2.0810	3950.0	83	41677	No
122	GOM_NL__2PRFIN20100218_163030_000000432087_00040_41677_5724.N1	18-FEB-2010 16:30:30	Bright	43.000	130	23Bet Dra	2.7990	5800.0	86	41677	No
123	GOM_NL__2PRFIN20100218_163454_000000382087_00040_41677_5725.N1	18-FEB-2010 16:34:54	Bright	38.000	5	3Alp Lyr	0.033000	11000.	76	41677	No
124	GOM_NL__2PRFIN20100218_165822_000000442087_00040_41677_5726.N1	18-FEB-2010 16:58:22	Dark	44.000	25	35Lam Sco	1.6200	28000.	88	41677	No
125	GOM_NL__2PRFIN20100218_165945_000000502087_00040_41677_5727.N1	18-FEB-2010 16:59:45	Dark	50.000	75	26Eps Sco	2.2910	4250.0	100	41677	No
126	GOM_NL__2PRFIN20100218_170859_000000462087_00041_41678_5724.N1	18-FEB-2010 17:08:59	Dark	46.000	4	Alp1Cen	-0.010000	5800.0	92	41678	No
127	GOM_NL__2PRFIN20100218_171019_000000432087_00041_41678_5725.N1	18-FEB-2010 17:10:19	Dark	43.000	10	Bet Cen	0.61000	28000.	86	41678	No
128	GOM_NL__2PRFIN20100218_171147_000000432087_00041_41678_5726.N1	18-FEB-2010 17:11:47	Dark	42.500	77	Eps Cen	2.3030	28000.	85	41678	No
129	GOM_NL__2PRFIN20100218_171317_000000452087_00041_41678_5727.N1	18-FEB-2010 17:13:17	Dark	45.000	12	Alp1Cru	0.77500	30000.	90	41678	No
130	GOM_NL__2PRFIN20100218_171509_000000462087_00041_41678_5728.N1	18-FEB-2010 17:15:09	Dark	45.500	64	Gam Cen	2.2000	10600.	91	41678	No
131	GOM_NL__2PRFIN20100218_171900_000000412087_00041_41678_5729.N1	18-FEB-2010 17:19:00	Dark	40.500	113	Mu Vel	2.6920	5000.0	81	41678	No
132	GOM_NL__2PRFIN20100218_173219_000000502087_00041_41678_5730.N1	18-FEB-2010 17:32:19	Tw_i_and_stray	50.000	48	30Alp Hya	1.9770	4100.0	100	41678	No
133	GOM_NL__2PRFIN20100218_180219_000000422087_00041_41678_5731.N1	18-FEB-2010 18:02:19	Bright	42.000	60	7Bet UMi	2.0810	3950.0	84	41678	No
134	GOM_NL__2PRFIN20100218_181105_000000442087_00041_41678_5732.N1	18-FEB-2010 18:11:05	Bright	44.000	130	23Bet Dra	2.7990	5800.0	88	41678	No
135	GOM_NL__2PRFIN20100218_181530_000000422087_00041_41678_5733.N1	18-FEB-2010 18:15:30	Bright	41.500	5	3Alp Lyr	0.033000	11000.	83	41678	No
136	GOM_NL__2PRFIN20100218_183858_000000482087_00041_41678_5734.N1	18-FEB-2010 18:38:58	Dark	47.500	25	35Lam Sco	1.6200	28000.	95	41678	No
137	GOM_NL__2PRFIN20100218_184022_000000592087_00041_41678_5735.N1	18-FEB-2010 18:40:22	Dark	58.500	75	26Eps Sco	2.2910	4250.0	117	41678	No
138	GOM_NL__2PRFIN20100218_203013_000000442087_00043_41680_5741.N1	18-FEB-2010 20:30:13	Dark	44.000	4	Alp1Cen	-0.010000	5800.0	88	41680	No
139	GOM_NL__2PRFIN20100218_203132_000000442087_00043_41680_5742.N1	18-FEB-2010 20:31:32	Dark	43.500	10	Bet Cen	0.61000	28000.	87	41680	No
140	GOM_NL__2PRFIN20100218_203301_000000442087_00043_41680_5743.N1	18-FEB-2010 20:33:01	Dark	43.500	77	Eps Cen	2.3030	28000.	87	41680	No
141	GOM_NL__2PRFIN20100218_203430_000000522087_00043_41680_5744.N1	18-FEB-2010 20:34:30	Dark	52.000	12	Alp1Cru	0.77500	30000.	104	41680	No
142	GOM_NL__2PRFIN20100218_203623_000000532087_00043_41680_5745.N1	18-FEB-2010 20:36:23	Dark	52.500	64	Gam Cen	2.2000	10600.	105	41680	No
143	GOM_NL__2PRFIN20100218_204013_000000452087_00043_41680_5746.N1	18-FEB-2010 20:40:13	Dark	45.000	113	Mu Vel	2.6920	5000.0	90	41680	No
144	GOM_NL__2PRFIN20100218_205331_000000472087_00043_41680_5747.N1	18-FEB-2010 20:53:31	Tw_i_and_stray	46.500	48	30Alp Hya	1.9770	4100.0	93	41680	No
145	GOM_NL__2PRFIN20100218_212331_000000402087_00043_41680_5748.N1	18-FEB-2010 21:23:31	Bright	39.500	60	7Bet UMi	2.0810	3950.0	79	41680	No
146	GOM_NL__2PRFIN20100218_213217_000000612087_00043_41680_5749.N1	18-FEB-2010 21:32:17	Bright	60.500	130	23Bet Dra	2.7990	5800.0	121	41680	No
147	GOM_NL__2PRFIN20100218_213642_000000372087_00043_41680_5750.N1	18-FEB-2010 21:36:42	Bright	37.000	5	3Alp Lyr	0.033000	11000.	74	41680	No
148	GOM_NL__2PRFIN20100218_220011_000000432087_00043_41680_5751.N1	18-FEB-2010 22:00:11	Dark	42.500	25	35Lam Sco	1.6200	28000.	85	41680	No
149	GOM_NL__2PRFIN20100218_220136_000000592087_00043_41680_5752.N1	18-FEB-2010 22:01:36	Dark	59.000	75	26Eps Sco	2.2910	4250.0	118	41680	No
150	GOM_NL__2PRFIN20100218_221049_000000442087_00044_41681_5749.N1	18-FEB-2010 22:10:49	Dark	44.000	4	Alp1Cen	-0.010000	5800.0	88	41681	No
151	GOM_NL__2PRFIN20100218_221209_000000422087_00044_41681_5750.N1	18-FEB-2010 22:12:09	Dark	42.000	10	Bet Cen	0.61000	28000.	84	41681	No
152	GOM_NL__2PRFIN20100218_221337_000000452087_00044_41681_5751.N1	18-FEB-2010 22:13:37	Dark	45.000	77	Eps Cen	2.3030	28000.	90	41681	No
153	GOM_NL__2PRFIN20100218_221506_000000492087_00044_41681_5752.N1	18-FEB-2010 22:15:06	Dark	48.500	12	Alp1Cru	0.77500	30000.	97	41681	No
154	GOM_NL__2PRFIN20100218_221659_000000512087_00044_41681_5753.N1	18-FEB-2010 22:16:59	Dark	50.500	64	Gam Cen	2.2000	10600.	101	41681	No
155	GOM_NL__2PRFIN20100218_222049_000000452087_00044_41681_5754.N1	18-FEB-2010 22:20:49	Dark	44.500	113	Mu Vel	2.6920	5000.0	89	41681	No
156	GOM_NL__2PRFIN20100218_223407_000000492087_00044_41681_5755.N1	18-FEB-2010 22:34:07	Tw_i_and_stray	48.500	48	30Alp Hya	1.9770	4100.0	97	41681	No
157	GOM_NL__2PRFIN20100218_230406_000000372087_00044_41681_5756.N1	18-FEB-2010 23:04:06	Bright	36.500	60	7Bet UMi	2.0810	3950.0	73	41681	No
158	GOM_NL__2PRFIN20100218_231253_000000442087_00044_41681_5757.N1	18-FEB-2010 23:12:53	Bright	43.500	130	23Bet Dra	2.7990	5800.0	87	41681	No
159	GOM_NL__2PRFIN20100218_231718_000000392087_00044_41681_5758.N1	18-FEB-2010 23:17:18	Bright	39.000	5	3Alp Lyr	0.033000	11000.	78	41681	No
160	GOM_NL__2PRFIN20100218_234048_000000522087_00044_41681_5759.N1	18-FEB-2010 23:40:48	Dark	52.000	25	35Lam Sco	1.6200	28000.	104	41681	No

161	GOM_NL__2PRFIN20100218_234212_000000572087_00044_41681_5760.N1	18-FEB-2010 23:42:12	Dark	57.000	75	26Eps Sco	2.2910	4250.0	114	41681	No
162	GOM_NL__2PRFIN20100218_235126_000000432087_00045_41682_5757.N1	18-FEB-2010 23:51:26	Dark	42.500	4	Alp1Cen	-0.010000	5800.0	85	41682	No
163	GOM_NL__2PRFIN20100218_235245_000000452087_00045_41682_5758.N1	18-FEB-2010 23:52:45	Dark	45.000	10	Bet Cen	0.610000	28000.	90	41682	No
164	GOM_NL__2PRFIN20100218_235414_000000432087_00045_41682_5759.N1	18-FEB-2010 23:54:14	Dark	43.000	77	Eps Cen	2.3030	28000.	86	41682	No
165	GOM_NL__2PRFIN20100218_235543_000000452087_00045_41682_5760.N1	18-FEB-2010 23:55:43	Dark	44.500	12	Alp1Cru	0.77500	30000.	89	41682	No
166	GOM_NL__2PRFIN20100218_235736_000000442087_00045_41682_5761.N1	18-FEB-2010 23:57:36	Dark	43.500	64	Gam Cen	2.2000	10600.	87	41682	No

3. Quality information per product

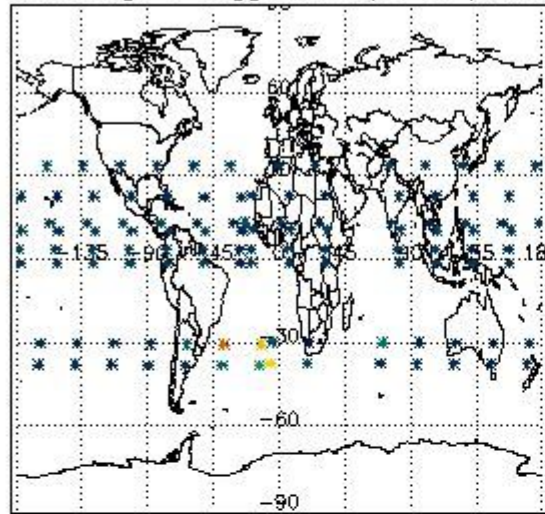
In this section it is plotted some information contained in the Quality Summary data set of the level 2 products. Only products in dark limb conditions and without errors (error flag in the MPH set to "0") are used.

3.1 Plot quality information per product (time dependant)

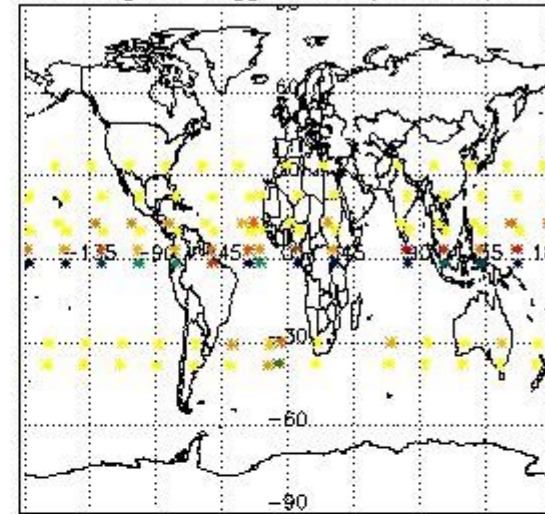


3.2 Plot quality information per product (world map)


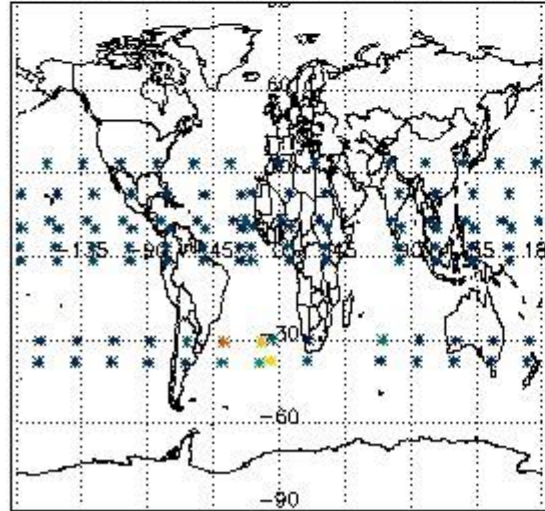
Percentage of flagged data per O3 profile



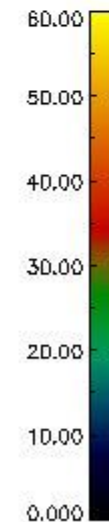
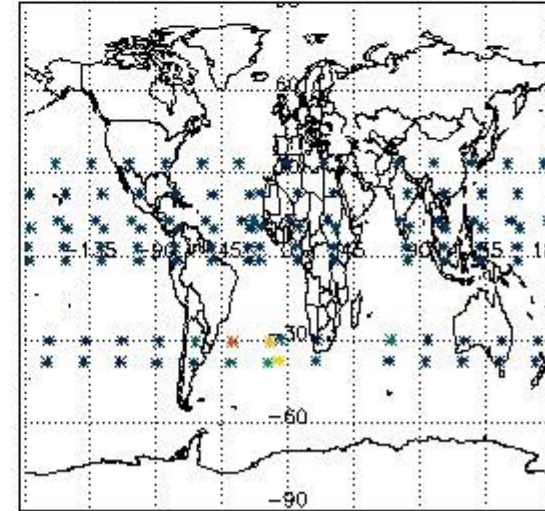
Percentage of flagged data per H2O profile



Percentage of flagged data per NO2 profile



Percentage of flagged data per NO3 profile

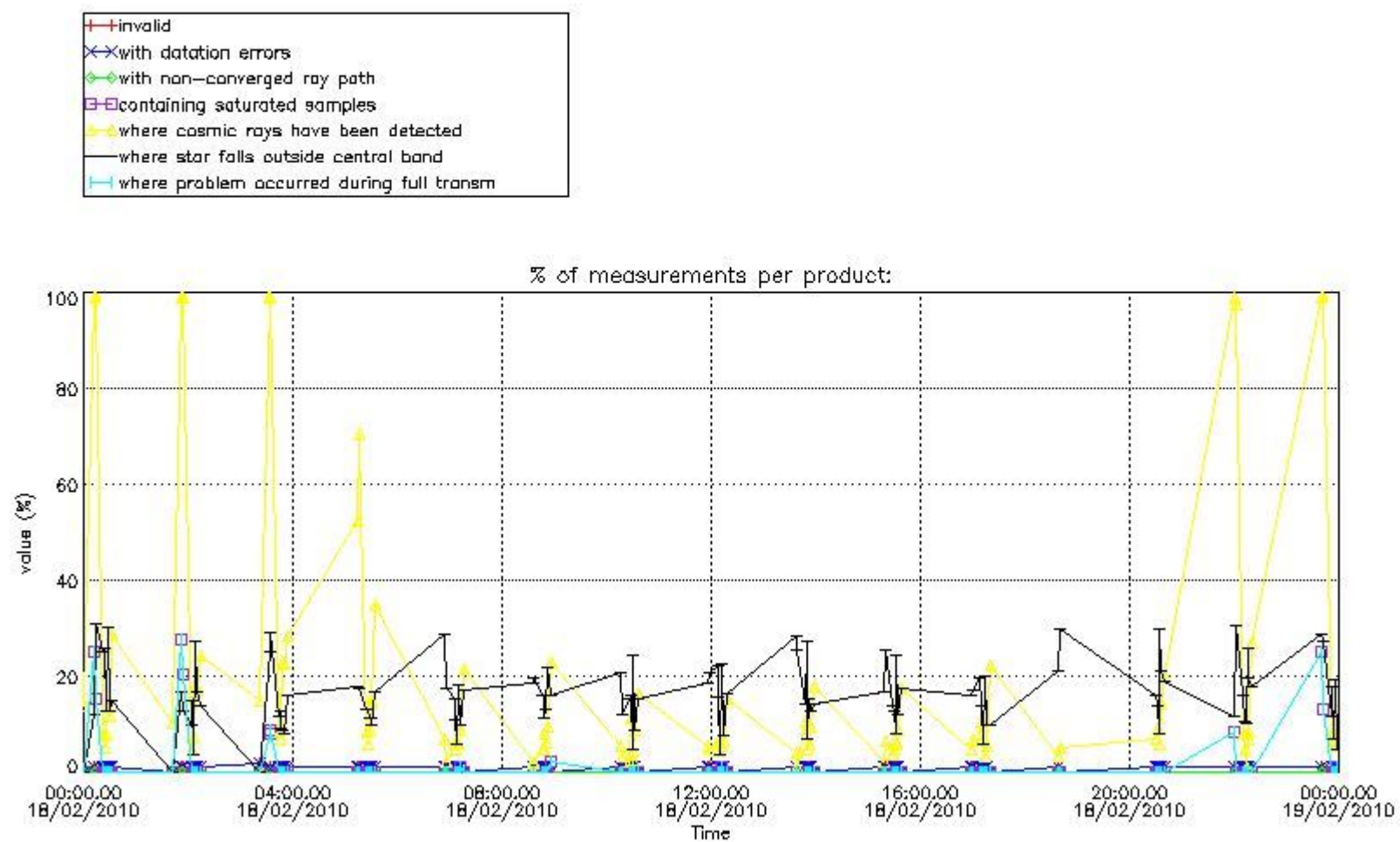


4. Level 1 quality information per product

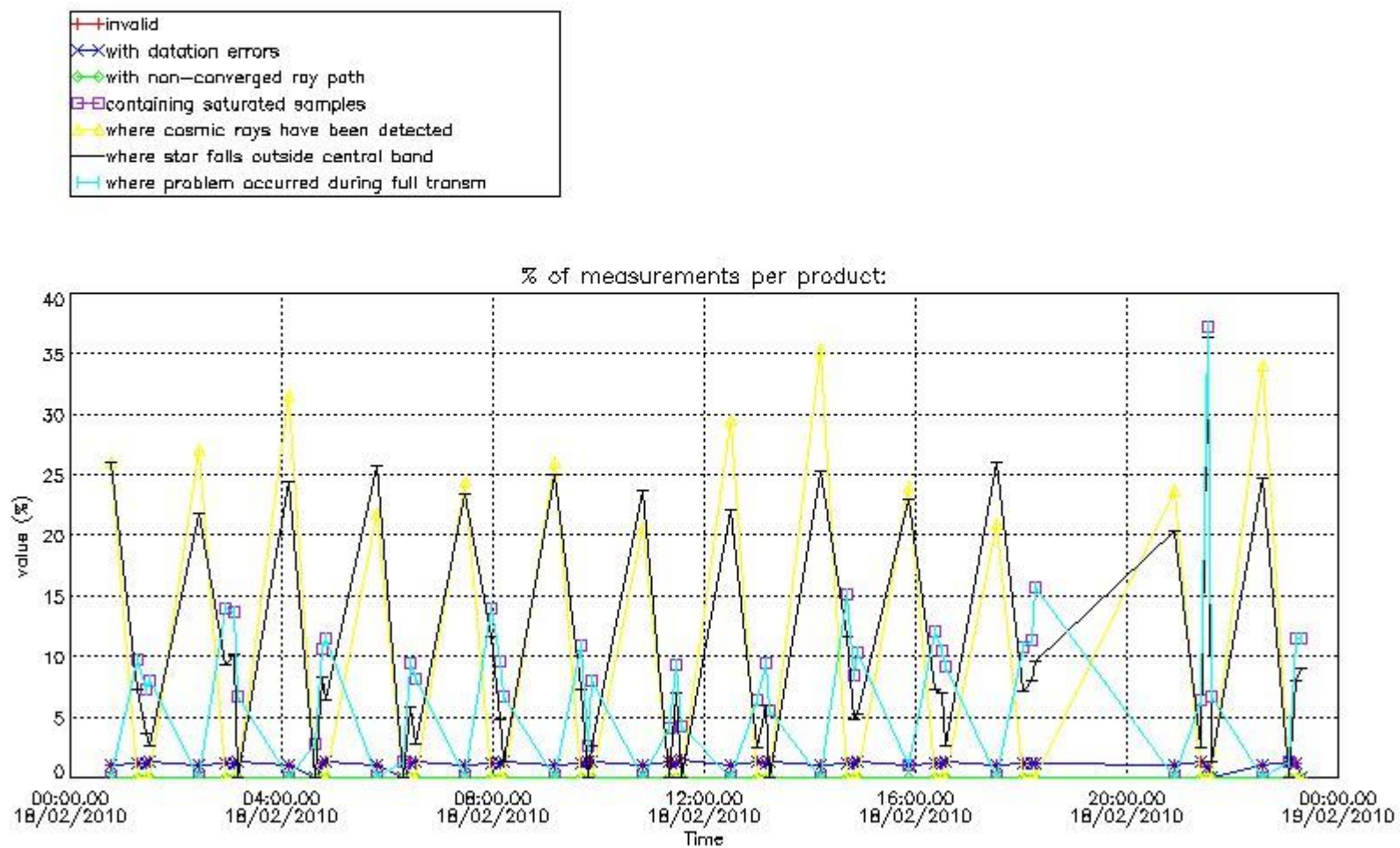
In this section it is plotted some information contained in the Quality Summary data set of the level 2 products that comes from the level 1b processing. Products without errors (error flag in the MPH set to "0") are used.

4.1 Plot quality information per product (time dependant) coming from level 1b processing

4.1.1 Plot level 1 quality information per product (time dependant): ENVISAT ASCENDING passes



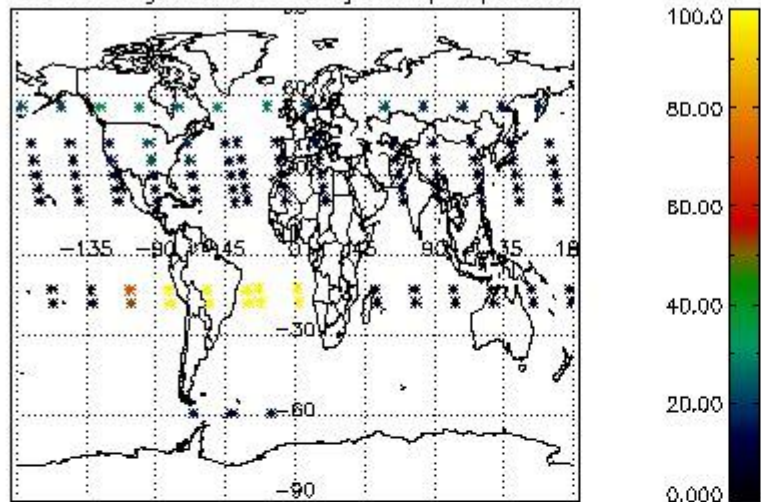
4.1.2 Plot level 1 quality information per product (time dependant): ENVI SAT DESCENDING passes



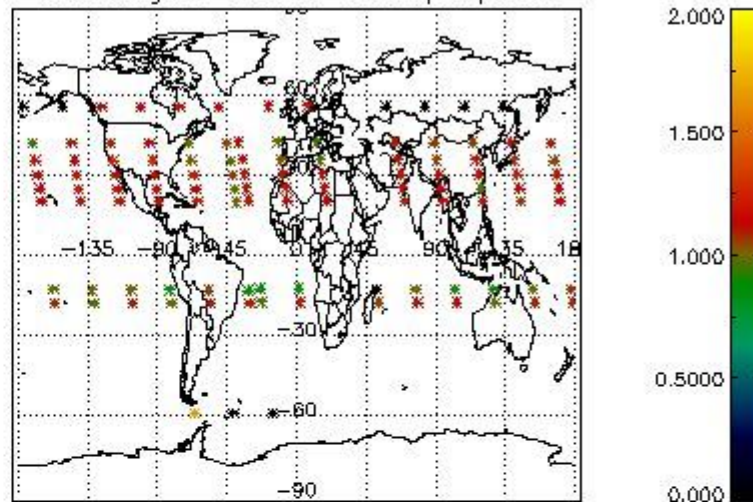
4.2 Plot quality information per product coming from level 1b processing (world map)

4.2.1 Plot level 1 quality information per product (world map): ENVISAT ASCENDING passes

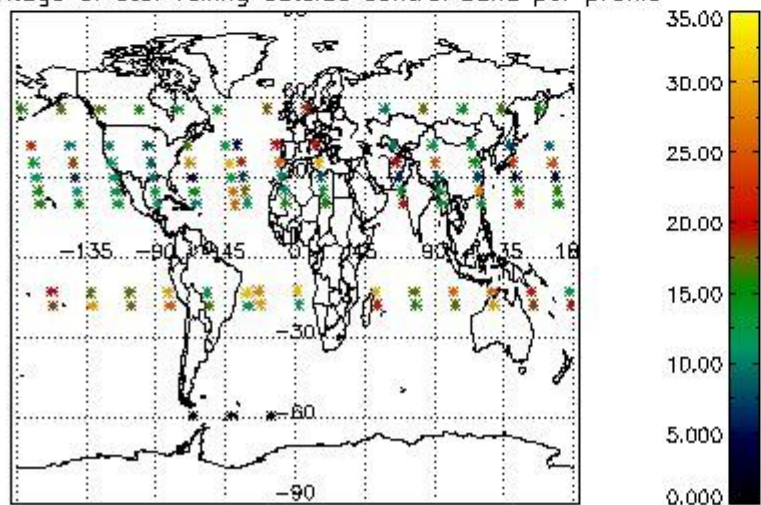
Percentage of cosmic ray hits per profile



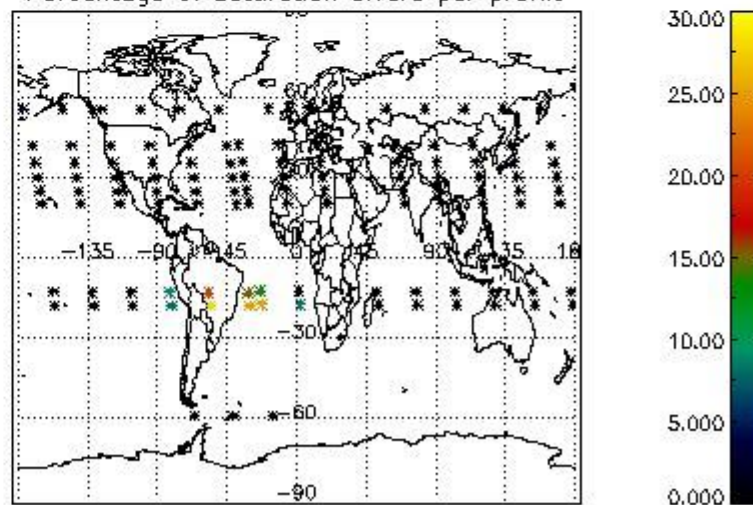
Percentage of datation errors per profile



Percentage of star falling outside central band per profile

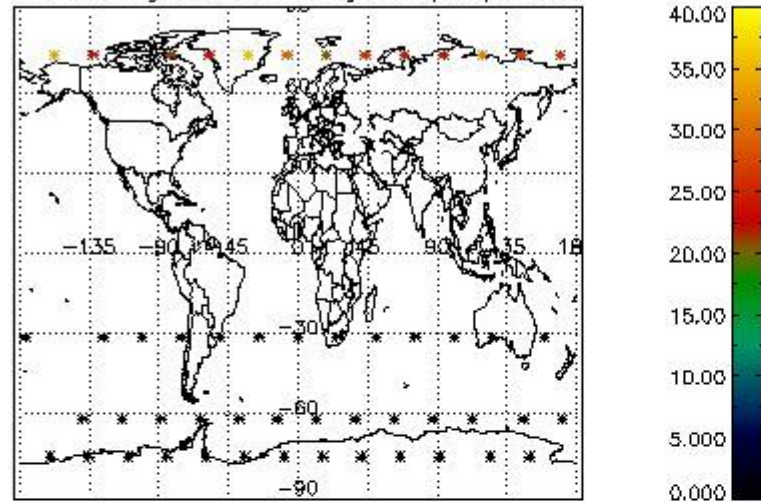


Percentage of saturation errors per profile

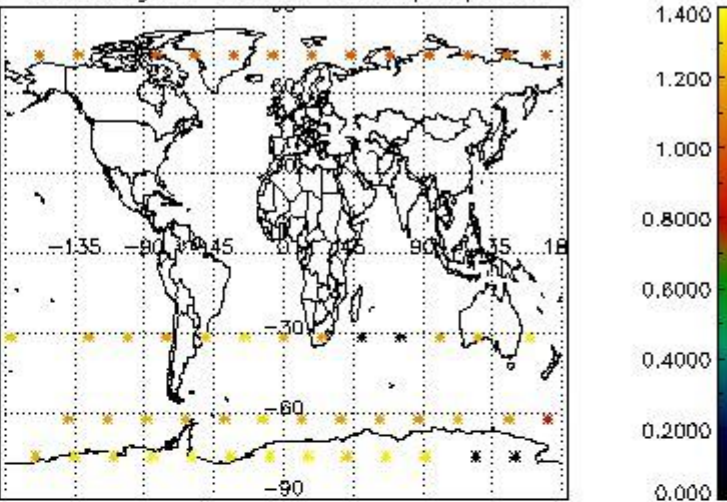


4.2.2 Plot level 1 quality information per product (world map): ENVISAT DESCENDING passes

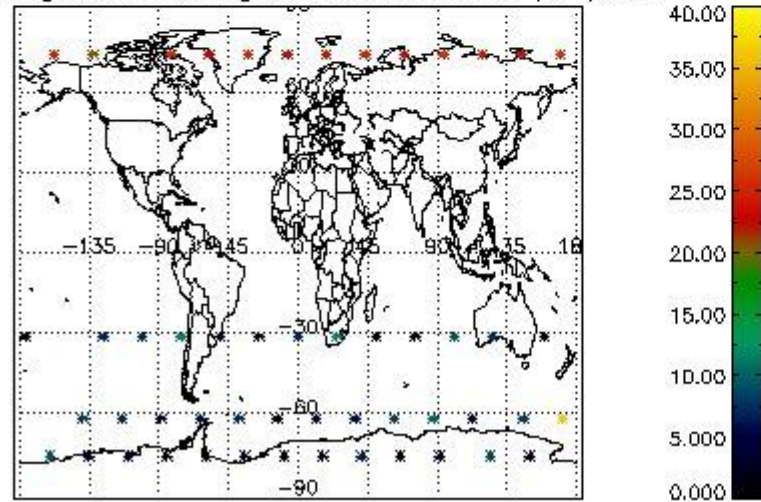
Percentage of cosmic ray hits per profile



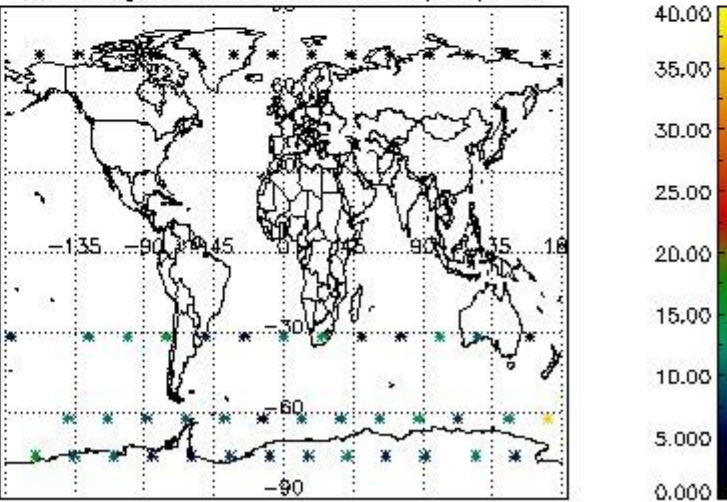
Percentage of datation errors per profile



Percentage of star falling outside central band per profile



Percentage of saturation errors per profile



5. Trace gas profiles

5.1 Ozone statistics based on quality of products

The final quality of the products can be "measured" using the STD (Standard Deviation) attached to every point profile. This information is written to the parameter GOM_NL__2P/NL_LOCAL_SPECIES_DENSITY/o3_std of the level 2 products. The table below shows the statistics for given STD ranges.

The statistics are given with respect to the overall valid production:

- Products without fatal errors: GOM_NL__2P/MPH/PRODUCT_ERR=0
- Valid point profile: GOM_NL__2P/NL_LOCAL_SPECIES_DENSITY/pcd(0)=0

The 'Criteria' is applied to valid points of dark limb products:

- Products in dark limb illumination condition: GOM_NL__2P/NL_SUMMARY_QUALITY/obs_ill_cond=0
- Products without fatal errors: GOM_NL__2P/MPH/PRODUCT_ERR=0
- Valid point profile: GOM_NL__2P/NL_LOCAL_SPECIES_DENSITY/pcd(0)=0

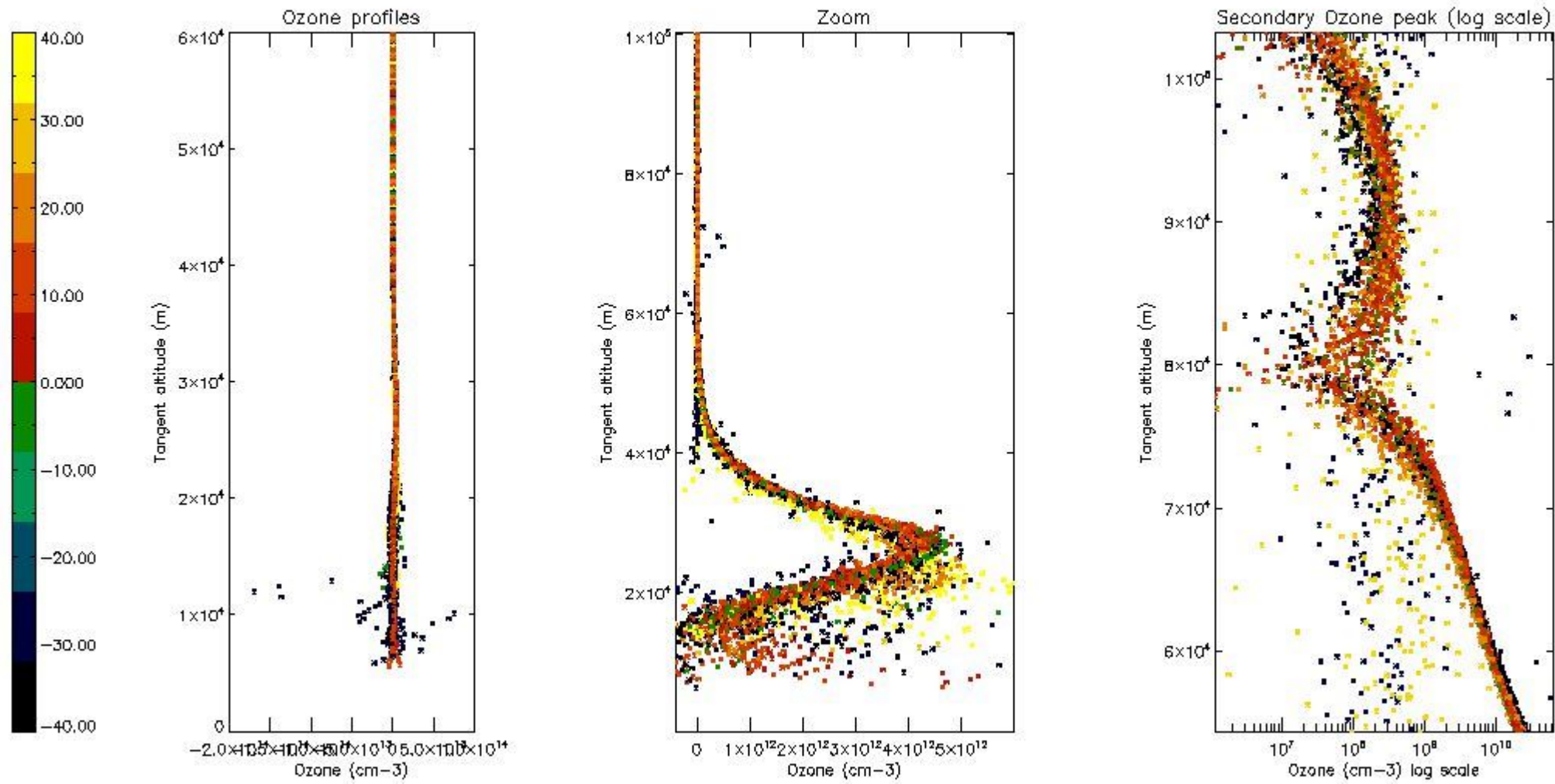
So, the table below shows the percentage of dark limb and valid observations for each criteria with respect to the overall valid daily observations.

Criteria	% of total production
All STD	69
STD < 20	37

STD < 10	30
STD < 5	23

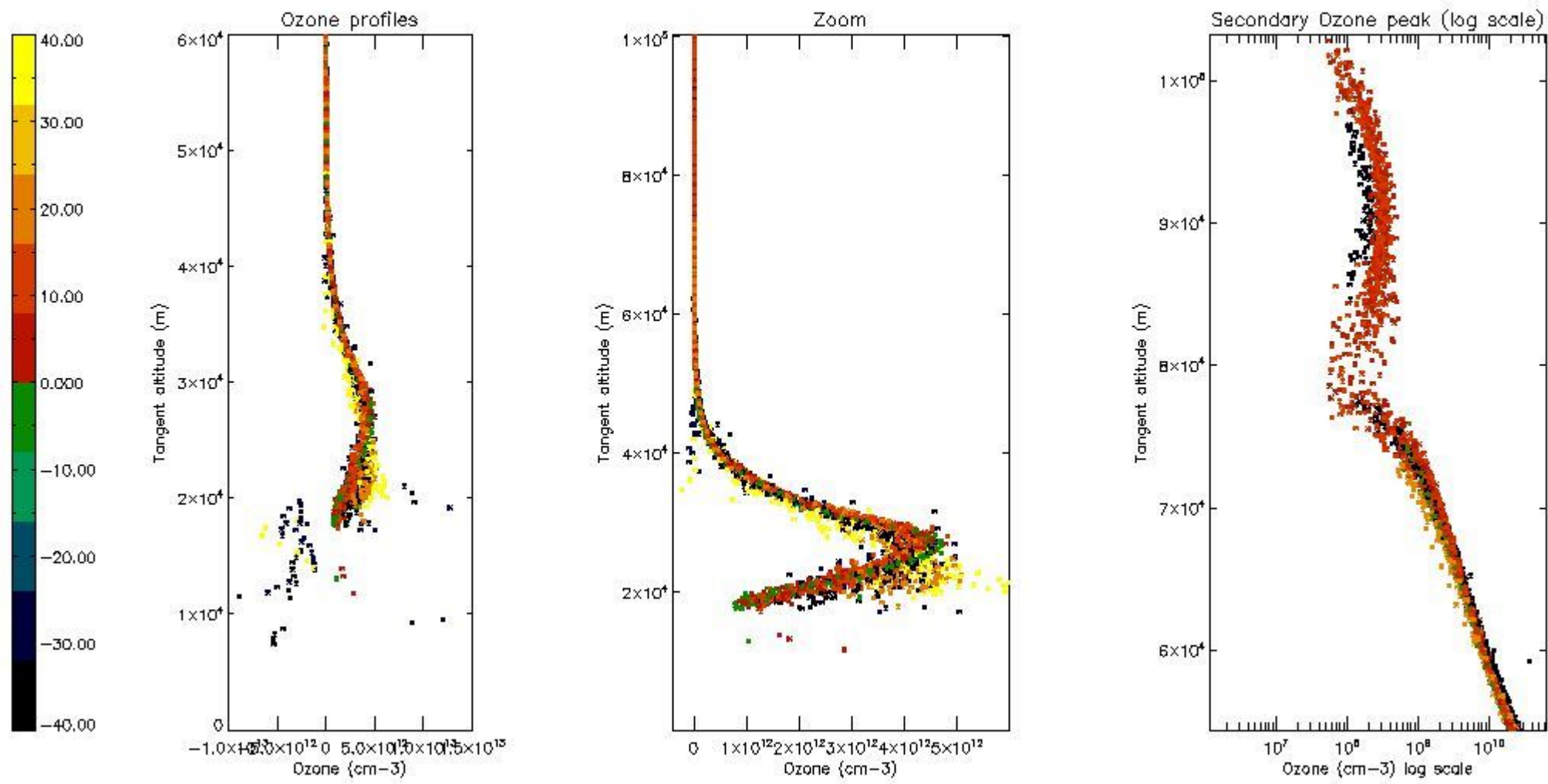
5.2 Plot ozone profiles for all STD (dark without errors)

The colorbar represents the latitude.



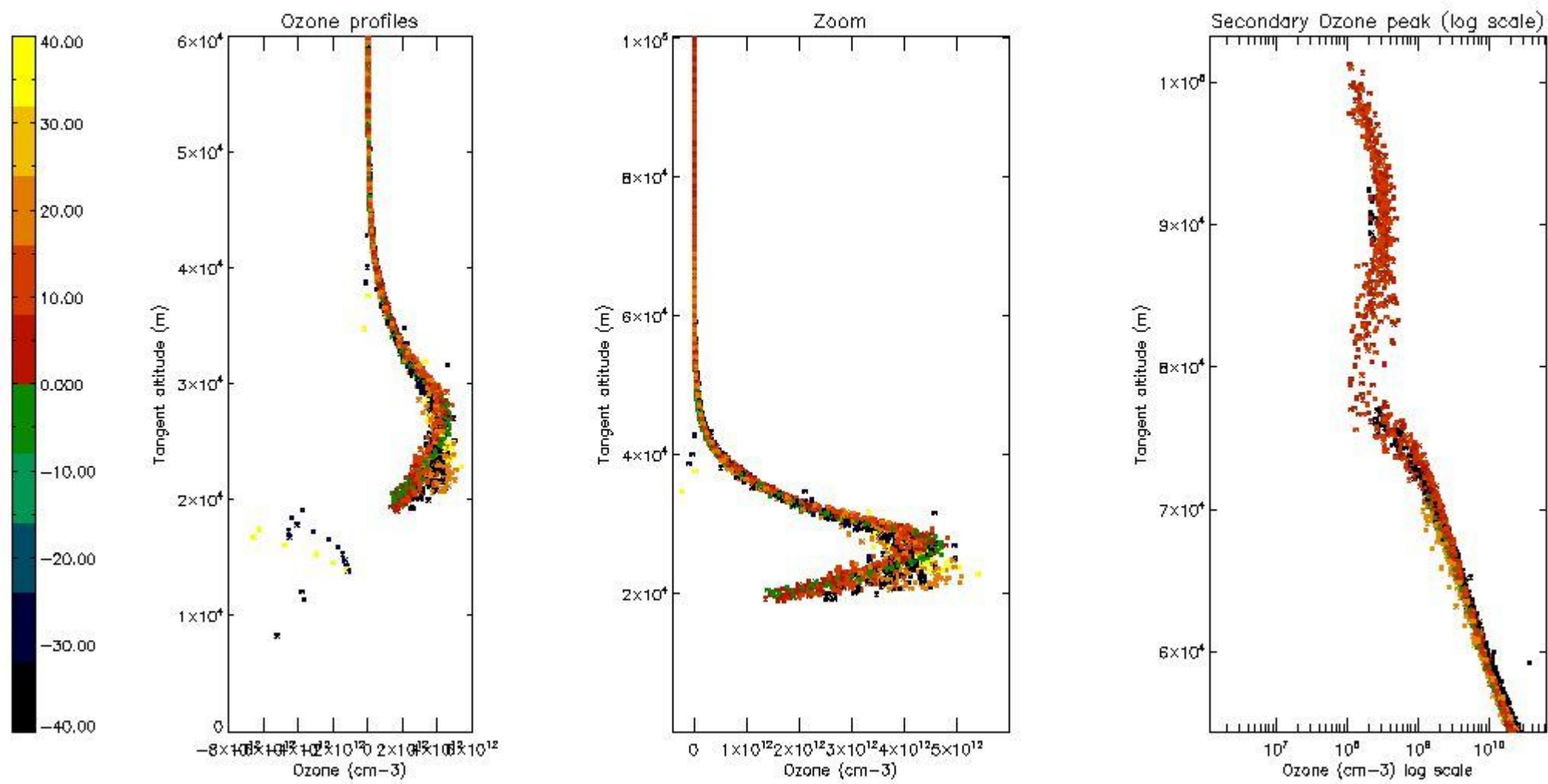
5.3 Plot ozone profiles where STD < 20% (dark without errors)

The colorbar represents the latitude.



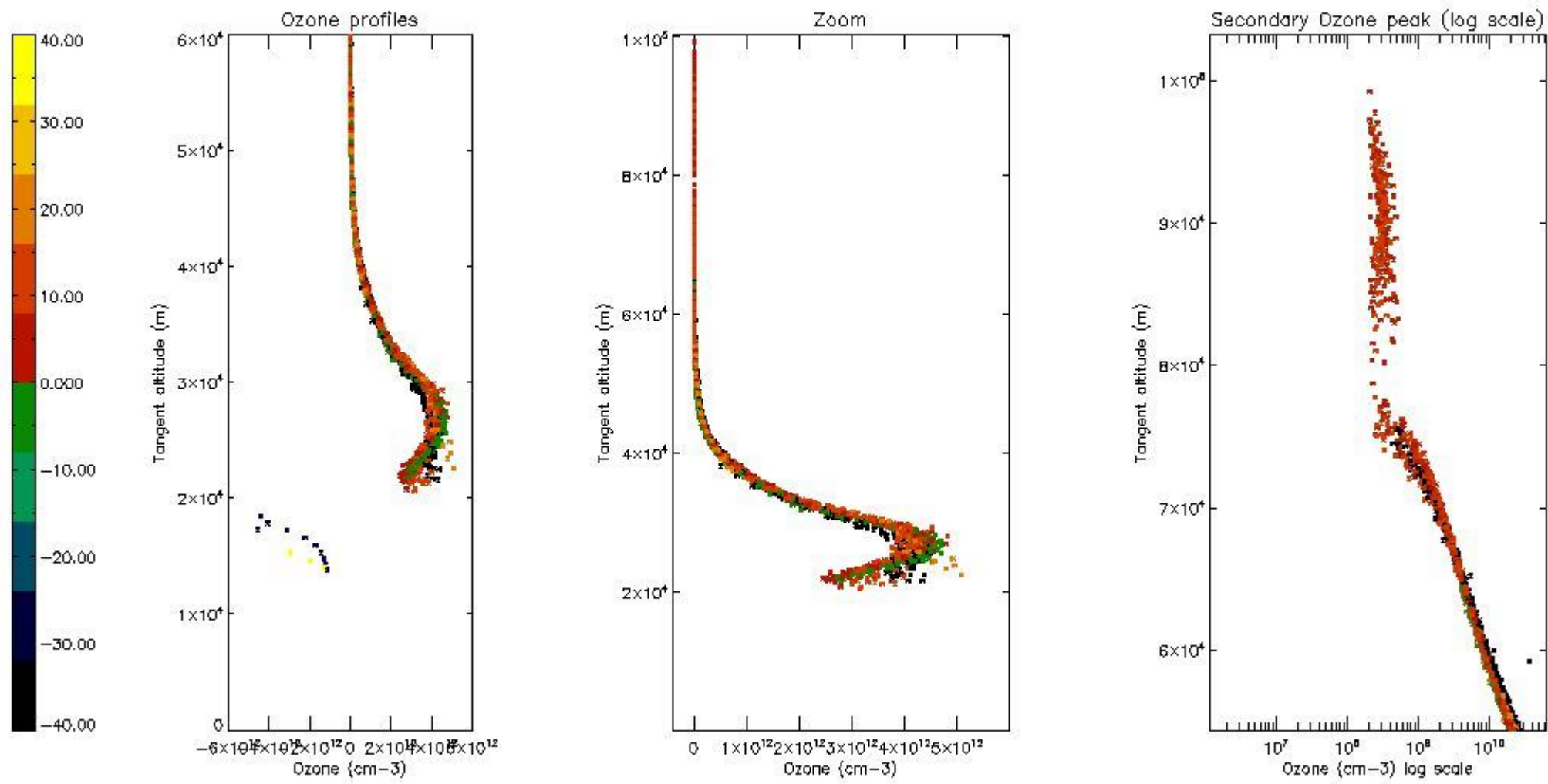
5.4 Plot ozone profiles where STD < 10% (dark without errors)

The colorbar represents the latitude.



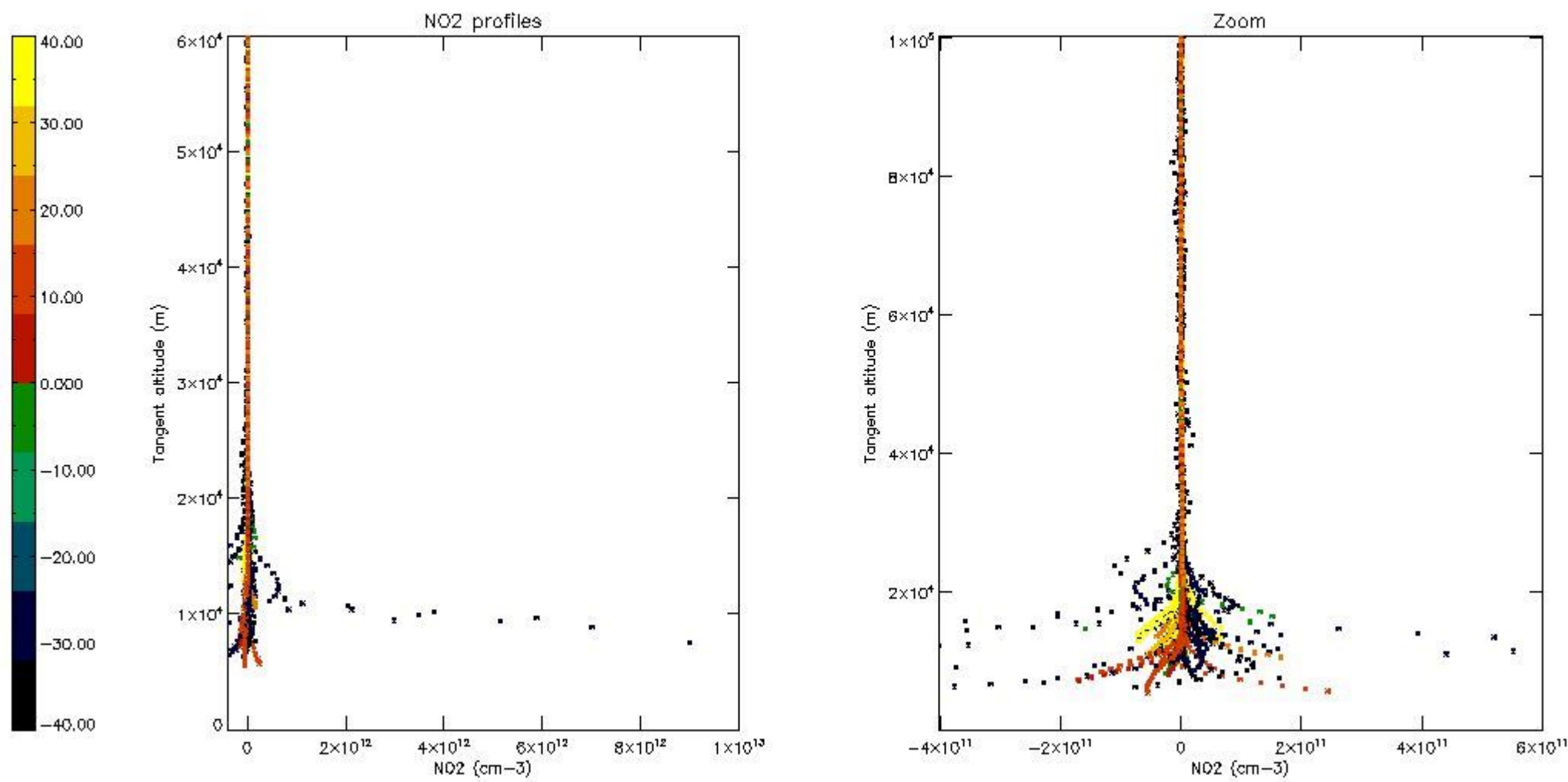
5.5 Plot ozone profiles where STD < 5% (dark without errors)

The colorbar represents the latitude.



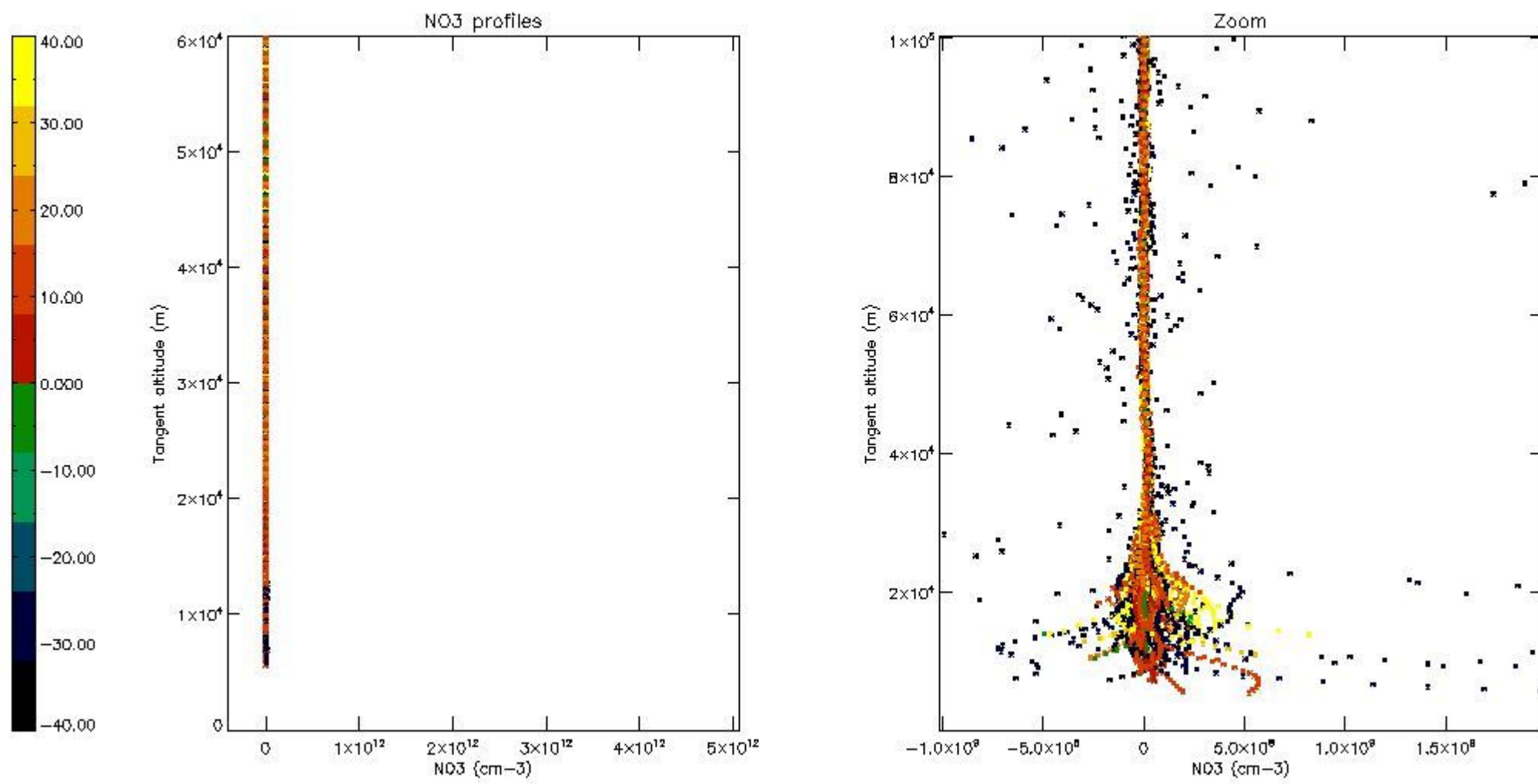
5.6 Plot NO₂ profiles for all STD (dark without errors)

The colorbar represents the latitude.



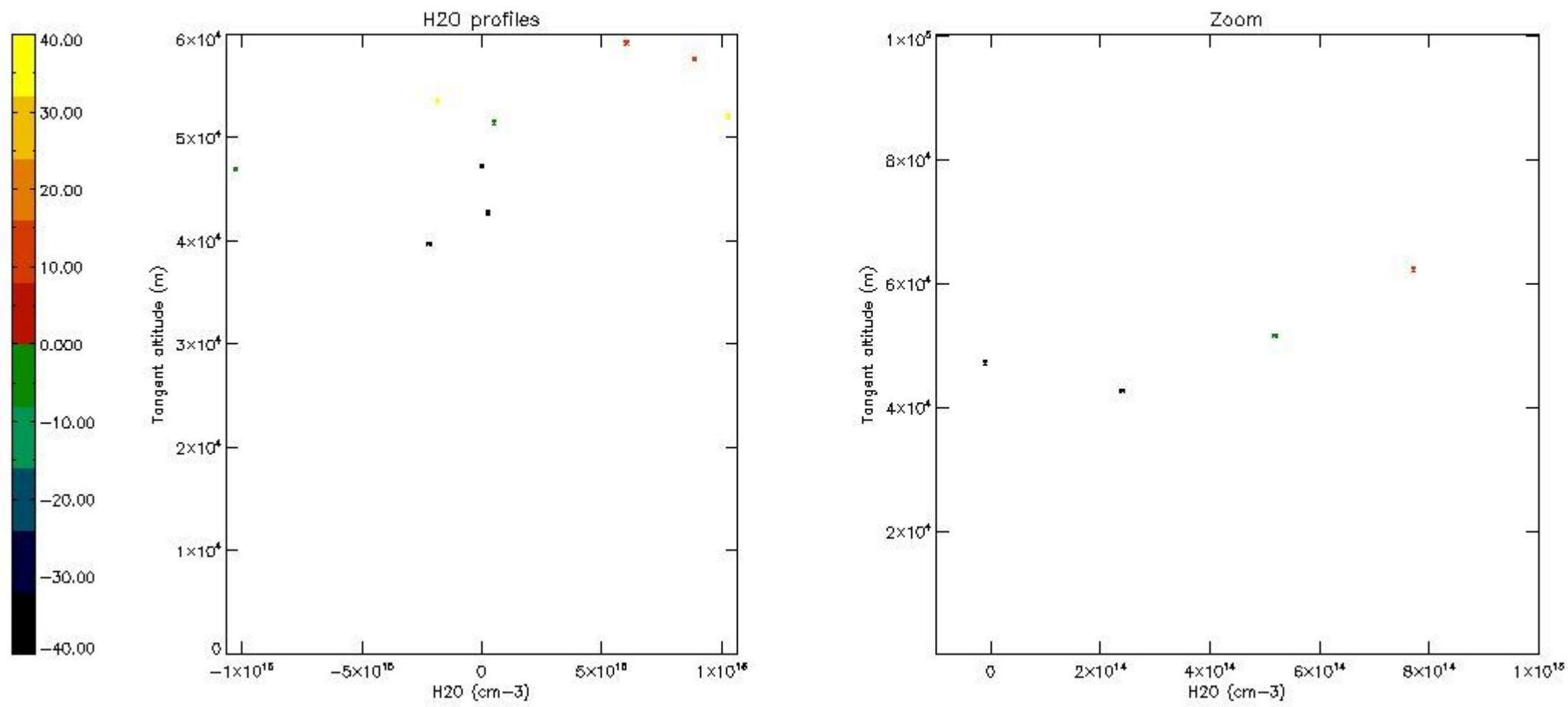
5.7 Plot NO3 profiles for all STD (dark without errors)

The colorbar represents the latitude.



5.8 Plot H2O profiles for all STD (only for occultations of stars 1,2,3,4,13,14,16,26,63 dark without errors)

The colorbar represents the latitude.



6. Auxiliary Data Files used for the production reported in section 2

The number reported in the third column indicates since which file (see list in section 2) the corresponding auxiliary file has been used. The fourth column is the date of those product files.

Type	Auxiliary Filename	Used since product	Used since product date
INST_PHYS_CHARACTERISTICS	GOM_INS_AXVIEC20091111_143220_20030716_120000_20500101_000000	1	18-FEB-2010 00:00:33
LEVEL-2_PROC_CONFIG	GOM_PR2_AXVIEC20091111_152718_20020301_000000_20500101_000000	1	18-FEB-2010 00:00:33
CROSS_SECTIONS_FILE	GOM_CRS_AXVIEC20091111_154832_20020301_000000_20500101_000000	1	18-FEB-2010 00:00:33

GOMOS Level 2 Daily Report

SUMMARY

[1. General Info](#)

[2. Summary of processed GOM_NL_2P products](#)

[3. Level 2 Quality information per product](#)

[3.1 Plot of level 2 quality information per product \(time dependant\)](#)

[3.2 Plot of level 2 quality information per product \(world map\)](#)

[4. Level 1 Quality information per product \(stored on level 2 products\)](#)

[4.1 Plot of level 1 quality information per product \(time dependant\)](#)

[4.1.1 Plot of level 1 quality information per product \(time dependant\): ASCENDING](#)

[4.1.2 Plot of level 1 quality information per product \(time dependant\): DESCENDING](#)

[4.2 Plot of level 1 quality information per product \(world map\)](#)

[4.2.1 Plot of level 1 quality information per product \(world map\): ASCENDING](#)

[4.2.2 Plot of level 1 quality information per product \(world map\): DESCENDING](#)

[5. Ozone profiles based on quality statistics and other trace gas profiles](#)

[5.1 Ozone statistics based on quality of products](#)

[5.2 Plot ozone profiles for all STD \(dark without errors\)](#)

[5.3 Plot ozone profiles where STD < 20% \(dark without errors\)](#)

[5.4. Plot ozone profiles where STD < 10% \(dark without errors\)](#)

[5.5. Plot ozone profiles where STD < 5% \(dark without errors\)](#)

[5.6 Plot NO2 profiles for all STD \(dark without errors\)](#)

[5.7 Plot NO3 profiles for all STD \(dark without errors\)](#)

[5.8 Plot H2O profiles \(only for occultations of stars 1,2,3,4,13,14,16,26,63 dark without errors\) for all STD](#)

[6. Auxiliary Data Files used for the production reported in section 2](#)

This report presents the daily analysis on parameters extracted from GOMOS level 2 data (GOM_NL__2P). It is intended to monitor some important parameters that will impact the quality of these products. A list of level 2 products (and content) that have arrived during the reporting day to the PCF is also given.

Item	Value
Time of report generation	26APR2013 17:29:56
Data source version	GOMOS/6.01
Start time of products	18-02-2010 (18FEB2010 00:00:00)
Stop time of products	19-02-2010 (19FEB2010 00:00:00)
Store outputs in DB	Yes
Nb of level 2 prods	166
Nb of prods with errors	0

2. Summary of processed GOM_NL__2P products.

Nr	Filename	UTC Start time	Limb	Duration	Star Id	Star Name	Star Mag	Star Temp	Nb Meas	Orbit	Prod. error
1	GOM_NL__2PRFIN20100218_000033_00000402087_00030_41667_5626.N1	18-FEB-2010 00:00:33	Twilight	39.500	126	60Bet Oph	2.7700	4250.0	79	41667	No
2	GOM_NL__2PRFIN20100218_001216_00000422087_00030_41667_5627.N1	18-FEB-2010 00:12:16	Dark	42.000	25	35Lam Sco	1.6200	28000.	84	41667	No
3	GOM_NL__2PRFIN20100218_001337_00000592087_00030_41667_5628.N1	18-FEB-2010 00:13:37	Dark	58.500	75	26Eps Sco	2.2910	4250.0	117	41667	No
4	GOM_NL__2PRFIN20100218_002254_00000502087_00031_41668_5624.N1	18-FEB-2010 00:22:54	Dark	49.500	4	Alp1Cen	-0.010000	5800.0	99	41668	No
5	GOM_NL__2PRFIN20100218_002414_00000512087_00031_41668_5625.N1	18-FEB-2010 00:24:14	Dark	50.500	10	Bet Cen	0.61000	28000.	101	41668	No
6	GOM_NL__2PRFIN20100218_002540_00000472087_00031_41668_5626.N1	18-FEB-2010 00:25:40	Dark	46.500	77	Eps Cen	2.3030	28000.	93	41668	No
7	GOM_NL__2PRFIN20100218_002713_00000522087_00031_41668_5627.N1	18-FEB-2010 00:27:13	Dark	51.500	12	Alp1Cru	0.77500	30000.	103	41668	No
8	GOM_NL__2PRFIN20100218_002902_00000482087_00031_41668_5628.N1	18-FEB-2010 00:29:02	Dark	47.500	64	Gam Cen	2.2000	10600.	95	41668	No
9	GOM_NL__2PRFIN20100218_003257_00000442087_00031_41668_5629.N1	18-FEB-2010 00:32:57	Dark	43.500	113	Mu Vel	2.6920	5000.0	87	41668	No
10	GOM_NL__2PRFIN20100218_004619_00000502087_00031_41668_5630.N1	18-FEB-2010 00:46:19	Straylight	50.000	48	30Alp Hya	1.9770	4100.0	100	41668	No
11	GOM_NL__2PRFIN20100218_011623_00000412087_00031_41668_5631.N1	18-FEB-2010 01:16:23	Bright	41.000	60	7Bet UMi	2.0810	3950.0	82	41668	No
12	GOM_NL__2PRFIN20100218_012508_00000412087_00031_41668_5632.N1	18-FEB-2010 01:25:08	Bright	41.000	130	23Bet Dra	2.7990	5800.0	82	41668	No
13	GOM_NL__2PRFIN20100218_012930_00000382087_00031_41668_5633.N1	18-FEB-2010 01:29:30	Bright	37.500	5	3Alp Lyr	0.033000	11000.	75	41668	No
14	GOM_NL__2PRFIN20100218_014109_00000302087_00031_41668_5634.N1	18-FEB-2010 01:41:09	Twilight	29.500	126	60Bet Oph	2.7700	4250.0	59	41668	No
15	GOM_NL__2PRFIN20100218_015252_00000452087_00031_41668_5635.N1	18-FEB-2010 01:52:52	Dark	45.000	25	35Lam Sco	1.6200	28000.	90	41668	No
16	GOM_NL__2PRFIN20100218_015414_00000472087_00031_41668_5636.N1	18-FEB-2010 01:54:14	Dark	47.000	75	26Eps Sco	2.2910	4250.0	94	41668	No
17	GOM_NL__2PRFIN20100218_020331_00000422087_00032_41669_5632.N1	18-FEB-2010 02:03:31	Dark	41.500	4	Alp1Cen	-0.010000	5800.0	83	41669	No
18	GOM_NL__2PRFIN20100218_020450_00000442087_00032_41669_5633.N1	18-FEB-2010 02:04:50	Dark	44.000	10	Bet Cen	0.61000	28000.	88	41669	No
19	GOM_NL__2PRFIN20100218_020617_00000412087_00032_41669_5634.N1	18-FEB-2010 02:06:17	Dark	41.000	77	Eps Cen	2.3030	28000.	82	41669	No
20	GOM_NL__2PRFIN20100218_020750_00000502087_00032_41669_5635.N1	18-FEB-2010 02:07:50	Dark	49.500	12	Alp1Cru	0.77500	30000.	99	41669	No
21	GOM_NL__2PRFIN20100218_020939_00000512087_00032_41669_5636.N1	18-FEB-2010 02:09:39	Dark	50.500	64	Gam Cen	2.2000	10600.	101	41669	No
22	GOM_NL__2PRFIN20100218_021333_00000432087_00032_41669_5637.N1	18-FEB-2010 02:13:33	Dark	43.000	113	Mu Vel	2.6920	5000.0	86	41669	No
23	GOM_NL__2PRFIN20100218_022655_00000482087_00032_41669_5638.N1	18-FEB-2010 02:26:55	Straylight	48.000	48	30Alp Hya	1.9770	4100.0	96	41669	No
24	GOM_NL__2PRFIN20100218_025659_00000432087_00032_41669_5639.N1	18-FEB-2010 02:56:59	Bright	43.000	60	7Bet UMi	2.0810	3950.0	86	41669	No
25	GOM_NL__2PRFIN20100218_030544_00000442087_00032_41669_5640.N1	18-FEB-2010 03:05:44	Bright	44.000	130	23Bet Dra	2.7990	5800.0	88	41669	No
26	GOM_NL__2PRFIN20100218_031006_00000372087_00032_41669_5641.N1	18-FEB-2010 03:10:06	Bright	37.000	5	3Alp Lyr	0.033000	11000.	74	41669	No
27	GOM_NL__2PRFIN20100218_032146_00000302087_00032_41669_5642.N1	18-FEB-2010 03:21:46	Twilight	30.000	126	60Bet Oph	2.7700	4250.0	60	41669	No
28	GOM_NL__2PRFIN20100218_033329_00000502087_00032_41669_5643.N1	18-FEB-2010 03:33:29	Dark	50.000	25	35Lam Sco	1.6200	28000.	100	41669	No
29	GOM_NL__2PRFIN20100218_033450_00000572087_00032_41669_5644.N1	18-FEB-2010 03:34:50	Dark	57.000	75	26Eps Sco	2.2910	4250.0	114	41669	No
30	GOM_NL__2PRFIN20100218_034407_00000432087_00033_41670_5640.N1	18-FEB-2010 03:44:07	Dark	42.500	4	Alp1Cen	-0.010000	5800.0	85	41670	No
31	GOM_NL__2PRFIN20100218_034527_00000432087_00033_41670_5641.N1	18-FEB-2010 03:45:27	Dark	43.000	10	Bet Cen	0.61000	28000.	86	41670	No
32	GOM_NL__2PRFIN20100218_034654_00000442087_00033_41670_5642.N1	18-FEB-2010 03:46:54	Dark	44.000	77	Eps Cen	2.3030	28000.	88	41670	No
33	GOM_NL__2PRFIN20100218_034826_00000402087_00033_41670_5643.N1	18-FEB-2010 03:48:26	Dark	39.500	12	Alp1Cru	0.77500	30000.	79	41670	No
34	GOM_NL__2PRFIN20100218_035016_00000452087_00033_41670_5644.N1	18-FEB-2010 03:50:16	Dark	44.500	64	Gam Cen	2.2000	10600.	89	41670	No
35	GOM_NL__2PRFIN20100218_035410_00000442087_00033_41670_5645.N1	18-FEB-2010 03:54:10	Dark	44.000	113	Mu Vel	2.6920	5000.0	88	41670	No
36	GOM_NL__2PRFIN20100218_040731_00000492087_00033_41670_5646.N1	18-FEB-2010 04:07:31	Twilight	49.000	48	30Alp Hya	1.9770	4100.0	98	41670	No
37	GOM_NL__2PRFIN20100218_043734_00000372087_00033_41670_5647.N1	18-FEB-2010 04:37:34	Bright	37.000	60	7Bet UMi	2.0810	3950.0	74	41670	No
38	GOM_NL__2PRFIN20100218_044619_00000432087_00033_41670_5648.N1	18-FEB-2010 04:46:19	Bright	42.500	130	23Bet Dra	2.7990	5800.0	85	41670	No
39	GOM_NL__2PRFIN20100218_045042_00000392087_00033_41670_5649.N1	18-FEB-2010 04:50:42	Bright	39.000	5	3Alp Lyr	0.033000	11000.	78	41670	No
40	GOM_NL__2PRFIN20100218_051406_00000452087_00033_41670_5650.N1	18-FEB-2010 05:14:06	Dark	45.000	25	35Lam Sco	1.6200	28000.	90	41670	No
41	GOM_NL__2PRFIN20100218_051528_00000492087_00033_41670_5651.N1	18-FEB-2010 05:15:28	Dark	49.000	75	26Eps Sco	2.2910	4250.0	98	41670	No
42	GOM_NL__2PRFIN20100218_052444_00000422087_00034_41671_5648.N1	18-FEB-2010 05:24:44	Dark	42.000	4	Alp1Cen	-0.010000	5800.0	84	41671	No

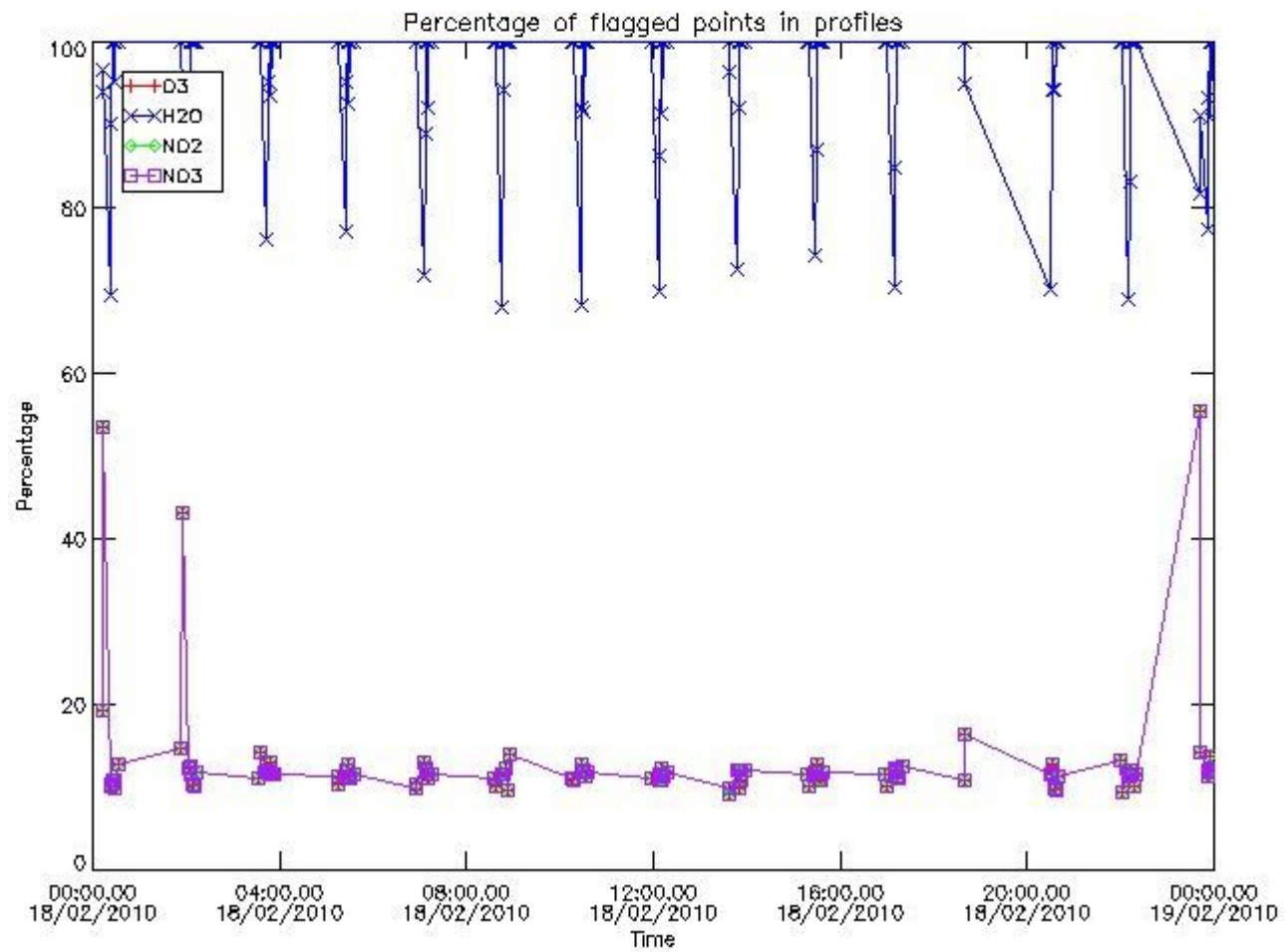
43	GOM_NL__2PRFIN20100218_052604_000000432087_00034_41671_5649.N1	18-FEB-2010 05:26:04	Dark	42.500	10	Bet Cen	0.61000	28000.	85	41671	No
44	GOM_NL__2PRFIN20100218_052731_000000452087_00034_41671_5650.N1	18-FEB-2010 05:27:31	Dark	45.000	77	Eps Cen	2.3030	28000.	90	41671	No
45	GOM_NL__2PRFIN20100218_052903_000000402087_00034_41671_5651.N1	18-FEB-2010 05:29:03	Dark	40.000	12	Alp1Cru	0.77500	30000.	80	41671	No
46	GOM_NL__2PRFIN20100218_053052_000000462087_00034_41671_5652.N1	18-FEB-2010 05:30:52	Dark	46.000	64	Gam Cen	2.2000	10600.	92	41671	No
47	GOM_NL__2PRFIN20100218_053446_000000452087_00034_41671_5653.N1	18-FEB-2010 05:34:46	Dark	44.500	113	Mu Vel	2.6920	5000.0	89	41671	No
48	GOM_NL__2PRFIN20100218_054807_000000512087_00034_41671_5654.N1	18-FEB-2010 05:48:07	Tw_i_and_stray	50.500	48	30Alp Hya	1.9770	4100.0	101	41671	No
49	GOM_NL__2PRFIN20100218_061810_000000372087_00034_41671_5655.N1	18-FEB-2010 06:18:10	Bright	37.000	60	7Bet UMi	2.0810	3950.0	74	41671	No
50	GOM_NL__2PRFIN20100218_062655_000000432087_00034_41671_5656.N1	18-FEB-2010 06:26:55	Bright	42.500	130	23Bet Dra	2.7990	5800.0	85	41671	No
51	GOM_NL__2PRFIN20100218_063119_000000372087_00034_41671_5657.N1	18-FEB-2010 06:31:19	Bright	37.000	5	3Alp Lyr	0.033000	11000.	74	41671	No
52	GOM_NL__2PRFIN20100218_065442_000000522087_00034_41671_5658.N1	18-FEB-2010 06:54:42	Dark	52.000	25	35Lam Sco	1.6200	28000.	104	41671	No
53	GOM_NL__2PRFIN20100218_065605_000000492087_00034_41671_5659.N1	18-FEB-2010 06:56:05	Dark	49.000	75	26Eps Sco	2.2910	4250.0	98	41671	No
54	GOM_NL__2PRFIN20100218_070521_000000432087_00035_41672_5676.N1	18-FEB-2010 07:05:21	Dark	43.000	4	Alp1Cen	-0.010000	5800.0	86	41672	No
55	GOM_NL__2PRFIN20100218_070640_000000422087_00035_41672_5677.N1	18-FEB-2010 07:06:40	Dark	41.500	10	Bet Cen	0.61000	28000.	83	41672	No
56	GOM_NL__2PRFIN20100218_070807_000000422087_00035_41672_5678.N1	18-FEB-2010 07:08:07	Dark	42.000	77	Eps Cen	2.3030	28000.	84	41672	No
57	GOM_NL__2PRFIN20100218_070939_000000442087_00035_41672_5679.N1	18-FEB-2010 07:09:39	Dark	44.000	12	Alp1Cru	0.77500	30000.	88	41672	No
58	GOM_NL__2PRFIN20100218_071129_000000462087_00035_41672_5680.N1	18-FEB-2010 07:11:29	Dark	45.500	64	Gam Cen	2.2000	10600.	91	41672	No
59	GOM_NL__2PRFIN20100218_071522_000000442087_00035_41672_5681.N1	18-FEB-2010 07:15:22	Dark	44.000	113	Mu Vel	2.6920	5000.0	88	41672	No
60	GOM_NL__2PRFIN20100218_072843_000000492087_00035_41672_5682.N1	18-FEB-2010 07:28:43	Tw_i_and_stray	49.000	48	30Alp Hya	1.9770	4100.0	98	41672	No
61	GOM_NL__2PRFIN20100218_075846_000000432087_00035_41672_5683.N1	18-FEB-2010 07:58:46	Bright	43.000	60	7Bet UMi	2.0810	3950.0	86	41672	No
62	GOM_NL__2PRFIN20100218_080731_000000422087_00035_41672_5684.N1	18-FEB-2010 08:07:31	Bright	41.500	130	23Bet Dra	2.7990	5800.0	83	41672	No
63	GOM_NL__2PRFIN20100218_081154_000000372087_00035_41672_5685.N1	18-FEB-2010 08:11:54	Bright	37.000	5	3Alp Lyr	0.033000	11000.	74	41672	No
64	GOM_NL__2PRFIN20100218_083519_000000462087_00035_41672_5686.N1	18-FEB-2010 08:35:19	Dark	45.500	25	35Lam Sco	1.6200	28000.	91	41672	No
65	GOM_NL__2PRFIN20100218_083641_000000512087_00035_41672_5687.N1	18-FEB-2010 08:36:41	Dark	50.500	75	26Eps Sco	2.2910	4250.0	101	41672	No
66	GOM_NL__2PRFIN20100218_084557_000000442087_00036_41673_5684.N1	18-FEB-2010 08:45:57	Dark	44.000	4	Alp1Cen	-0.010000	5800.0	88	41673	No
67	GOM_NL__2PRFIN20100218_084717_000000442087_00036_41673_5685.N1	18-FEB-2010 08:47:17	Dark	44.000	10	Bet Cen	0.61000	28000.	88	41673	No
68	GOM_NL__2PRFIN20100218_084844_000000452087_00036_41673_5686.N1	18-FEB-2010 08:48:44	Dark	44.500	77	Eps Cen	2.3030	28000.	89	41673	No
69	GOM_NL__2PRFIN20100218_085016_000000422087_00036_41673_5687.N1	18-FEB-2010 08:50:16	Dark	41.500	12	Alp1Cru	0.77500	30000.	83	41673	No
70	GOM_NL__2PRFIN20100218_085206_000000532087_00036_41673_5688.N1	18-FEB-2010 08:52:06	Dark	53.000	64	Gam Cen	2.2000	10600.	106	41673	No
71	GOM_NL__2PRFIN20100218_085559_000000442087_00036_41673_5689.N1	18-FEB-2010 08:55:59	Dark	43.500	113	Mu Vel	2.6920	5000.0	87	41673	No
72	GOM_NL__2PRFIN20100218_090919_000000502087_00036_41673_5690.N1	18-FEB-2010 09:09:19	Tw_i_and_stray	50.000	48	30Alp Hya	1.9770	4100.0	100	41673	No
73	GOM_NL__2PRFIN20100218_093921_000000422087_00036_41673_5691.N1	18-FEB-2010 09:39:21	Bright	41.500	60	7Bet UMi	2.0810	3950.0	83	41673	No
74	GOM_NL__2PRFIN20100218_094807_000000392087_00036_41673_5692.N1	18-FEB-2010 09:48:07	Bright	38.500	130	23Bet Dra	2.7990	5800.0	77	41673	No
75	GOM_NL__2PRFIN20100218_095230_000000382087_00036_41673_5693.N1	18-FEB-2010 09:52:30	Bright	37.500	5	3Alp Lyr	0.033000	11000.	75	41673	No
76	GOM_NL__2PRFIN20100218_101555_000000462087_00036_41673_5694.N1	18-FEB-2010 10:15:55	Dark	46.000	25	35Lam Sco	1.6200	28000.	92	41673	No
77	GOM_NL__2PRFIN20100218_101718_000000472087_00036_41673_5695.N1	18-FEB-2010 10:17:18	Dark	46.500	75	26Eps Sco	2.2910	4250.0	93	41673	No
78	GOM_NL__2PRFIN20100218_102634_000000432087_00037_41674_5692.N1	18-FEB-2010 10:26:34	Dark	43.000	4	Alp1Cen	-0.010000	5800.0	86	41674	No
79	GOM_NL__2PRFIN20100218_102753_000000442087_00037_41674_5693.N1	18-FEB-2010 10:27:53	Dark	44.000	10	Bet Cen	0.61000	28000.	88	41674	No
80	GOM_NL__2PRFIN20100218_102921_000000422087_00037_41674_5694.N1	18-FEB-2010 10:29:21	Dark	42.000	77	Eps Cen	2.3030	28000.	84	41674	No
81	GOM_NL__2PRFIN20100218_103052_000000482087_00037_41674_5695.N1	18-FEB-2010 10:30:52	Dark	47.500	12	Alp1Cru	0.77500	30000.	95	41674	No
82	GOM_NL__2PRFIN20100218_103243_000000452087_00037_41674_5696.N1	18-FEB-2010 10:32:43	Dark	45.000	64	Gam Cen	2.2000	10600.	90	41674	No
83	GOM_NL__2PRFIN20100218_103635_000000432087_00037_41674_5697.N1	18-FEB-2010 10:36:35	Dark	42.500	113	Mu Vel	2.6920	5000.0	85	41674	No
84	GOM_NL__2PRFIN20100218_104955_000000492087_00037_41674_5698.N1	18-FEB-2010 10:49:55	Tw_i_and_stray	48.500	48	30Alp Hya	1.9770	4100.0	97	41674	No
85	GOM_NL__2PRFIN20100218_111957_000000382087_00037_41674_5699.N1	18-FEB-2010 11:19:57	Bright	37.500	60	7Bet UMi	2.0810	3950.0	75	41674	No
86	GOM_NL__2PRFIN20100218_112842_000000432087_00037_41674_5700.N1	18-FEB-2010 11:28:42	Bright	43.000	130	23Bet Dra	2.7990	5800.0	86	41674	No
87	GOM_NL__2PRFIN20100218_113306_000000362087_00037_41674_5701.N1	18-FEB-2010 11:33:06	Bright	36.000	5	3Alp Lyr	0.033000	11000.	72	41674	No
88	GOM_NL__2PRFIN20100218_115632_000000462087_00037_41674_5702.N1	18-FEB-2010 11:56:32	Dark	45.500	25	35Lam Sco	1.6200	28000.	91	41674	No
89	GOM_NL__2PRFIN20100218_115755_000000512087_00037_41674_5703.N1	18-FEB-2010 11:57:55	Dark	51.000	75	26Eps Sco	2.2910	4250.0	102	41674	No
90	GOM_NL__2PRFIN20100218_120710_000000472087_00038_41675_5700.N1	18-FEB-2010 12:07:10	Dark	47.000	4	Alp1Cen	-0.010000	5800.0	94	41675	No
91	GOM_NL__2PRFIN20100218_120829_000000452087_00038_41675_5701.N1	18-FEB-2010 12:08:29	Dark	44.500	10	Bet Cen	0.61000	28000.	89	41675	No
92	GOM_NL__2PRFIN20100218_120957_000000422087_00038_41675_5702.N1	18-FEB-2010 12:09:57	Dark	41.500	77	Eps Cen	2.3030	28000.	83	41675	No
93	GOM_NL__2PRFIN20100218_121128_000000472087_00038_41675_5703.N1	18-FEB-2010 12:11:28	Dark	46.500	12	Alp1Cru	0.77500	30000.	93	41675	No
94	GOM_NL__2PRFIN20100218_121319_000000452087_00038_41675_5704.N1	18-FEB-2010 12:13:19	Dark	45.000	64	Gam Cen	2.2000	10600.	90	41675	No
95	GOM_NL__2PRFIN20100218_121711_000000432087_00038_41675_5705.N1	18-FEB-2010 12:17:11	Dark	43.000	113	Mu Vel	2.6920	5000.0	86	41675	No
96	GOM_NL__2PRFIN20100218_123031_000000482087_00038_41675_5706.N1	18-FEB-2010 12:30:31	Tw_i_and_stray	47.500	48	30Alp Hya	1.9770	4100.0	95	41675	No
97	GOM_NL__2PRFIN20100218_130033_000000402087_00038_41675_5707.N1	18-FEB-2010 13:00:33	Bright	39.500	60	7Bet UMi	2.0810	3950.0	79	41675	No
98	GOM_NL__2PRFIN20100218_130918_000000422087_00038_41675_5708.N1	18-FEB-2010 13:09:18	Bright	42.000	130	23Bet Dra	2.7990	5800.0	84	41675	No
99	GOM_NL__2PRFIN20100218_131342_000000372087_00038_41675_5709.N1	18-FEB-2010 13:13:42	Bright	36.500	5	3Alp Lyr	0.033000	11000.	73	41675	No
100	GOM_NL__2PRFIN20100218_133708_000000512087_00038_41675_5710.N1	18-FEB-2010 13:37:08	Dark	51.000	25	35Lam Sco	1.6200	28000.	102	41675	No
101	GOM_NL__2PRFIN20100218_133832_000000552087_00038_41675_5711.N1	18-FEB-2010 13:38:32	Dark	55.000	75	26Eps Sco	2.2910	4250.0	110	41675	No

161	GOM_NL__2PRFIN20100218_234212_000000572087_00044_41681_5760.N1	18-FEB-2010 23:42:12	Dark	57.000	75	26Eps Sco	2.2910	4250.0	114	41681	No
162	GOM_NL__2PRFIN20100218_235126_000000432087_00045_41682_5757.N1	18-FEB-2010 23:51:26	Dark	42.500	4	Alp1Cen	-0.010000	5800.0	85	41682	No
163	GOM_NL__2PRFIN20100218_235245_000000452087_00045_41682_5758.N1	18-FEB-2010 23:52:45	Dark	45.000	10	Bet Cen	0.610000	28000.	90	41682	No
164	GOM_NL__2PRFIN20100218_235414_000000432087_00045_41682_5759.N1	18-FEB-2010 23:54:14	Dark	43.000	77	Eps Cen	2.3030	28000.	86	41682	No
165	GOM_NL__2PRFIN20100218_235543_000000452087_00045_41682_5760.N1	18-FEB-2010 23:55:43	Dark	44.500	12	Alp1Cru	0.77500	30000.	89	41682	No
166	GOM_NL__2PRFIN20100218_235736_000000442087_00045_41682_5761.N1	18-FEB-2010 23:57:36	Dark	43.500	64	Gam Cen	2.2000	10600.	87	41682	No

3. Quality information per product

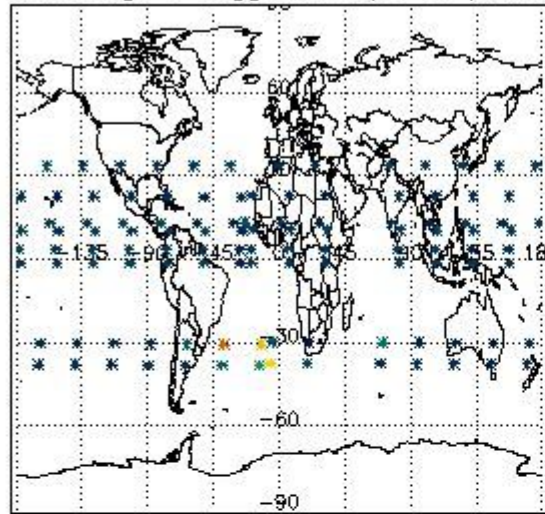
In this section it is plotted some information contained in the Quality Summary data set of the level 2 products. Only products in dark limb conditions and without errors (error flag in the MPH set to "0") are used.

3.1 Plot quality information per product (time dependant)

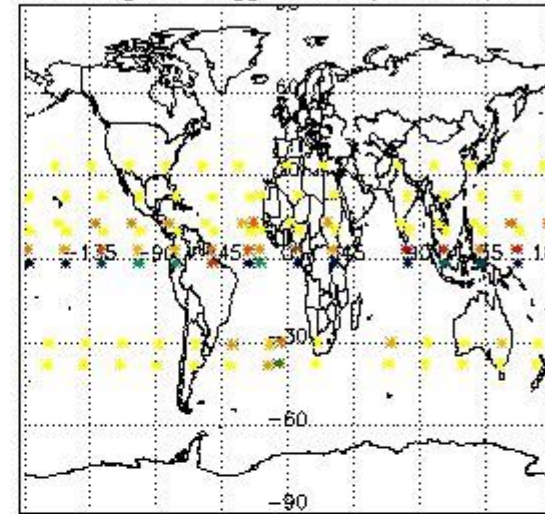


3.2 Plot quality information per product (world map)


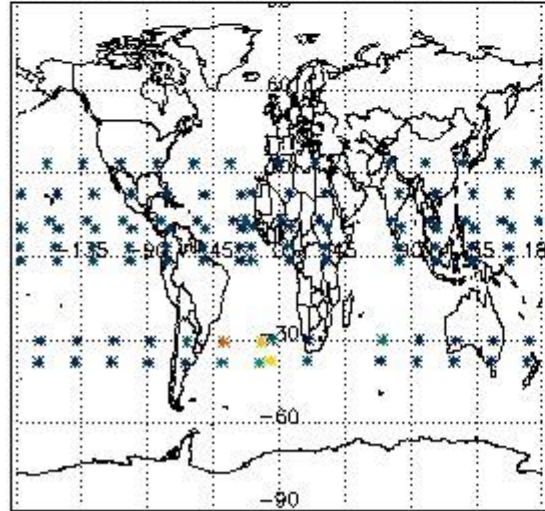
Percentage of flagged data per O3 profile



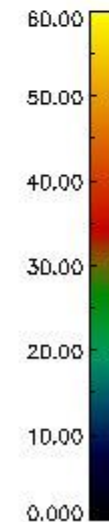
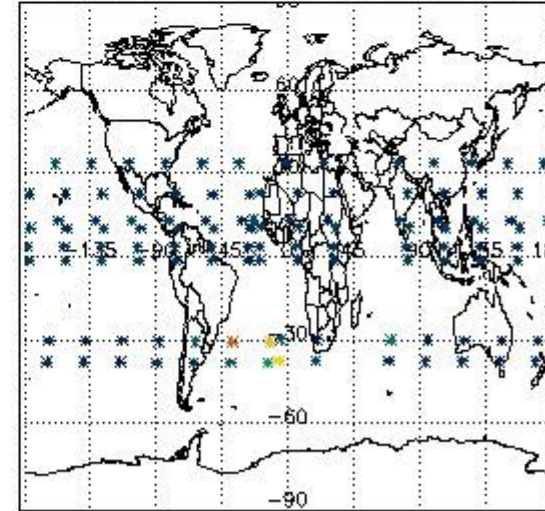
Percentage of flagged data per H2O profile



Percentage of flagged data per NO2 profile



Percentage of flagged data per NO3 profile

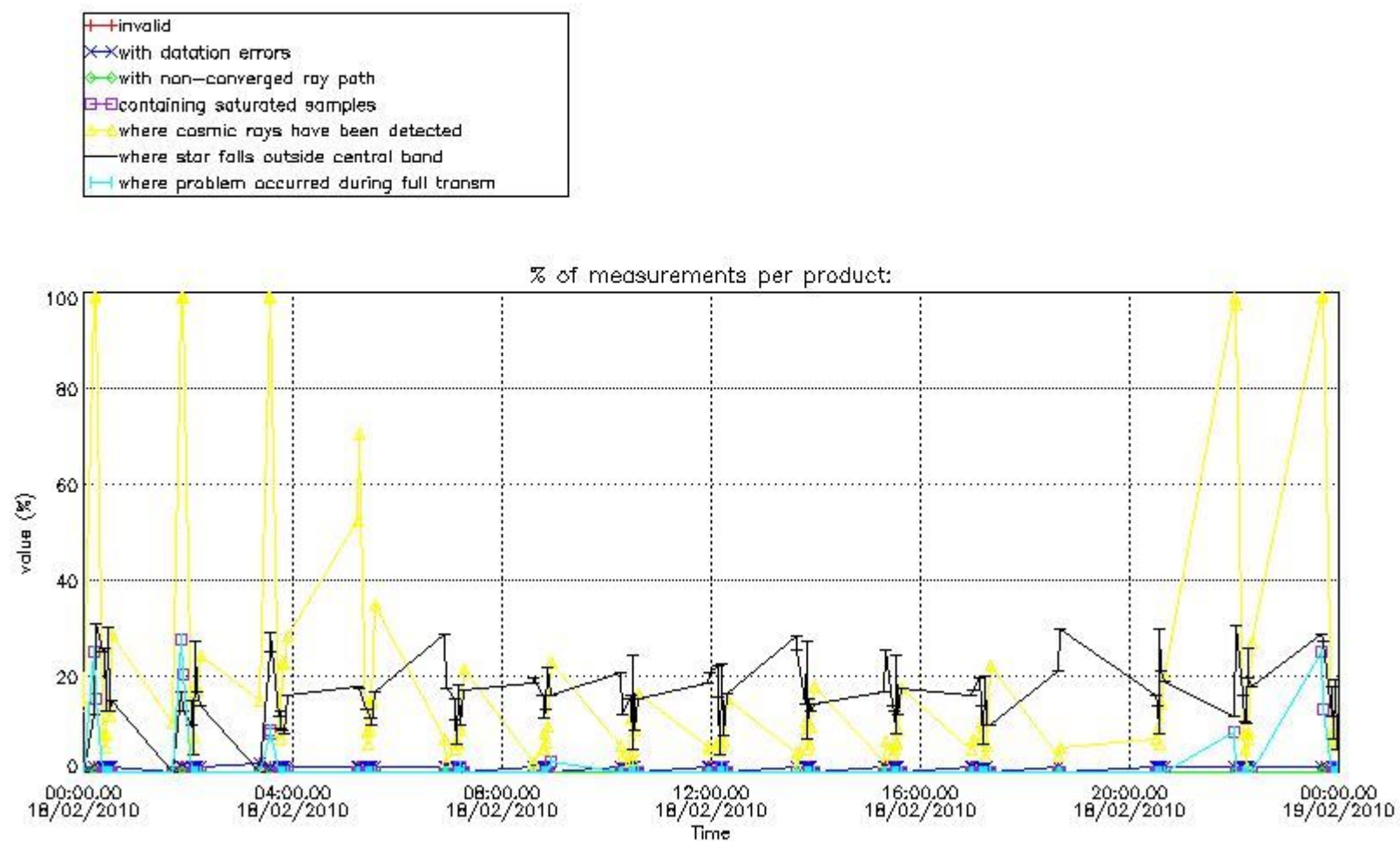


4. Level 1 quality information per product

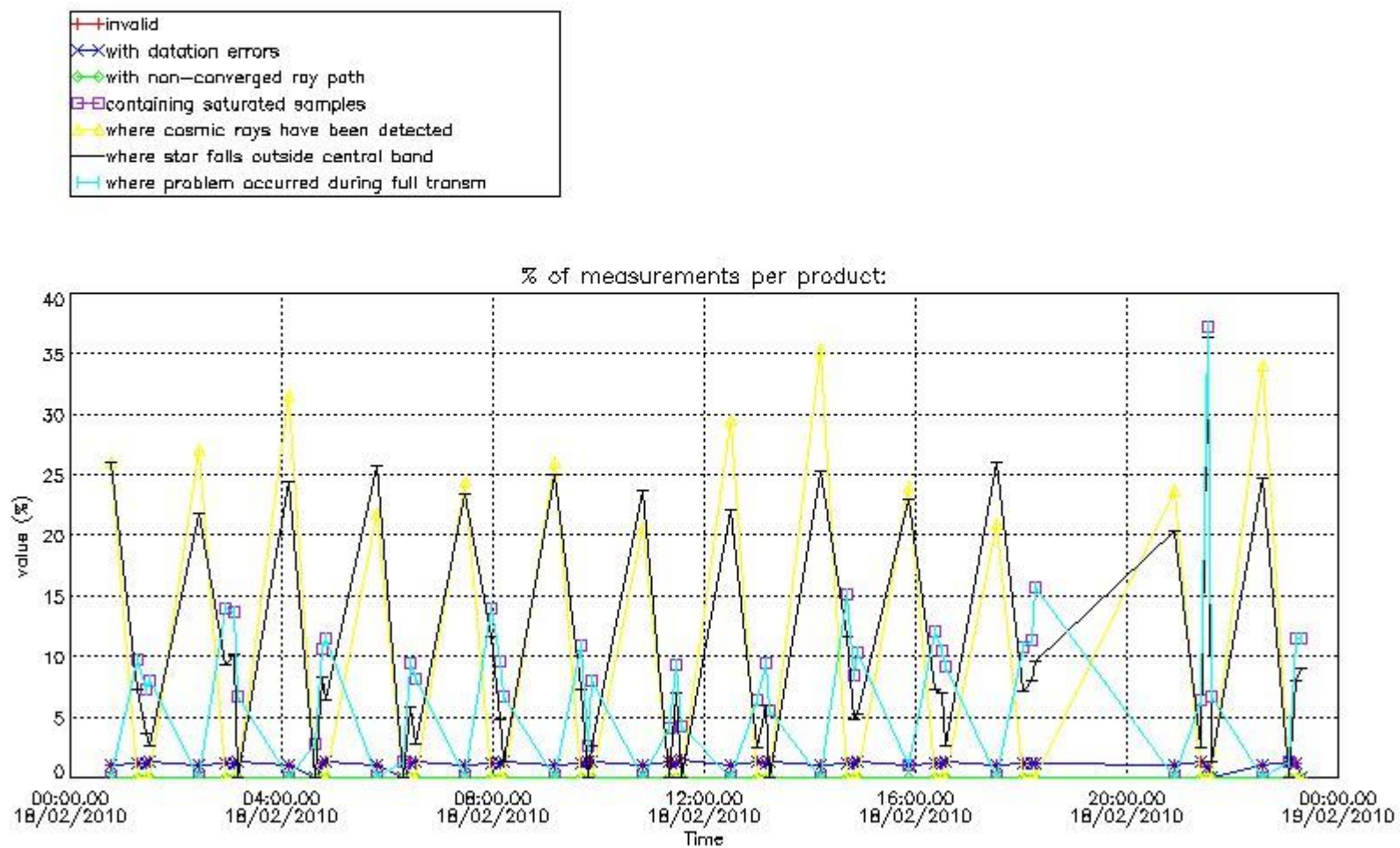
In this section it is plotted some information contained in the Quality Summary data set of the level 2 products that comes from the level 1b processing. Products without errors (error flag in the MPH set to "0") are used.

4.1 Plot quality information per product (time dependant) coming from level 1b processing

4.1.1 Plot level 1 quality information per product (time dependant): ENVISAT ASCENDING passes



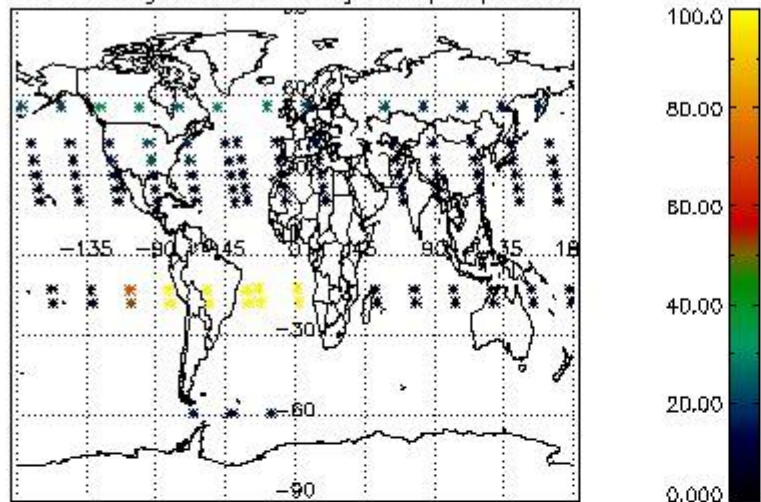
4.1.2 Plot level 1 quality information per product (time dependant): ENVI SAT DESCENDING passes



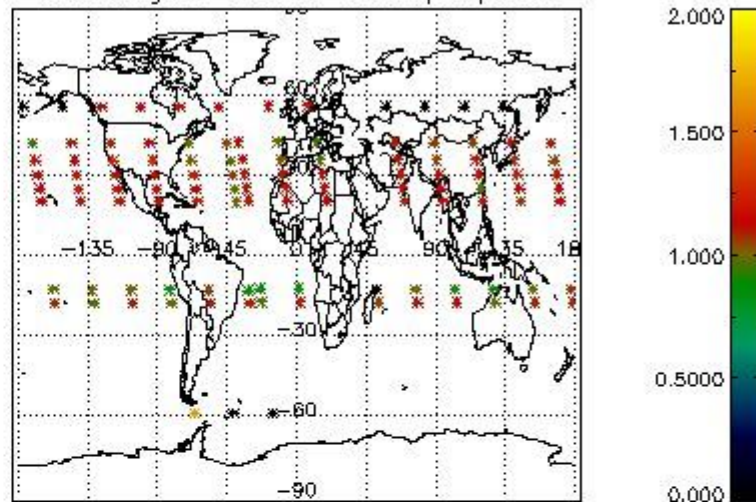
4.2 Plot quality information per product coming from level 1b processing (world map)

4.2.1 Plot level 1 quality information per product (world map): ENVISAT ASCENDING passes

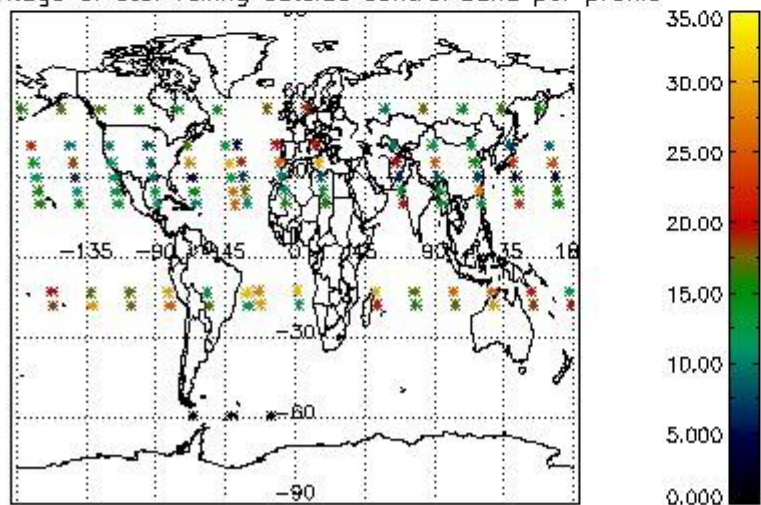
Percentage of cosmic ray hits per profile



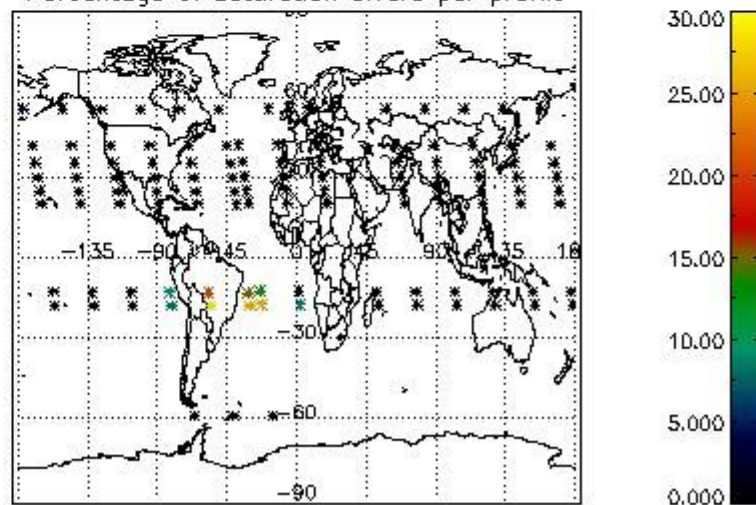
Percentage of datation errors per profile



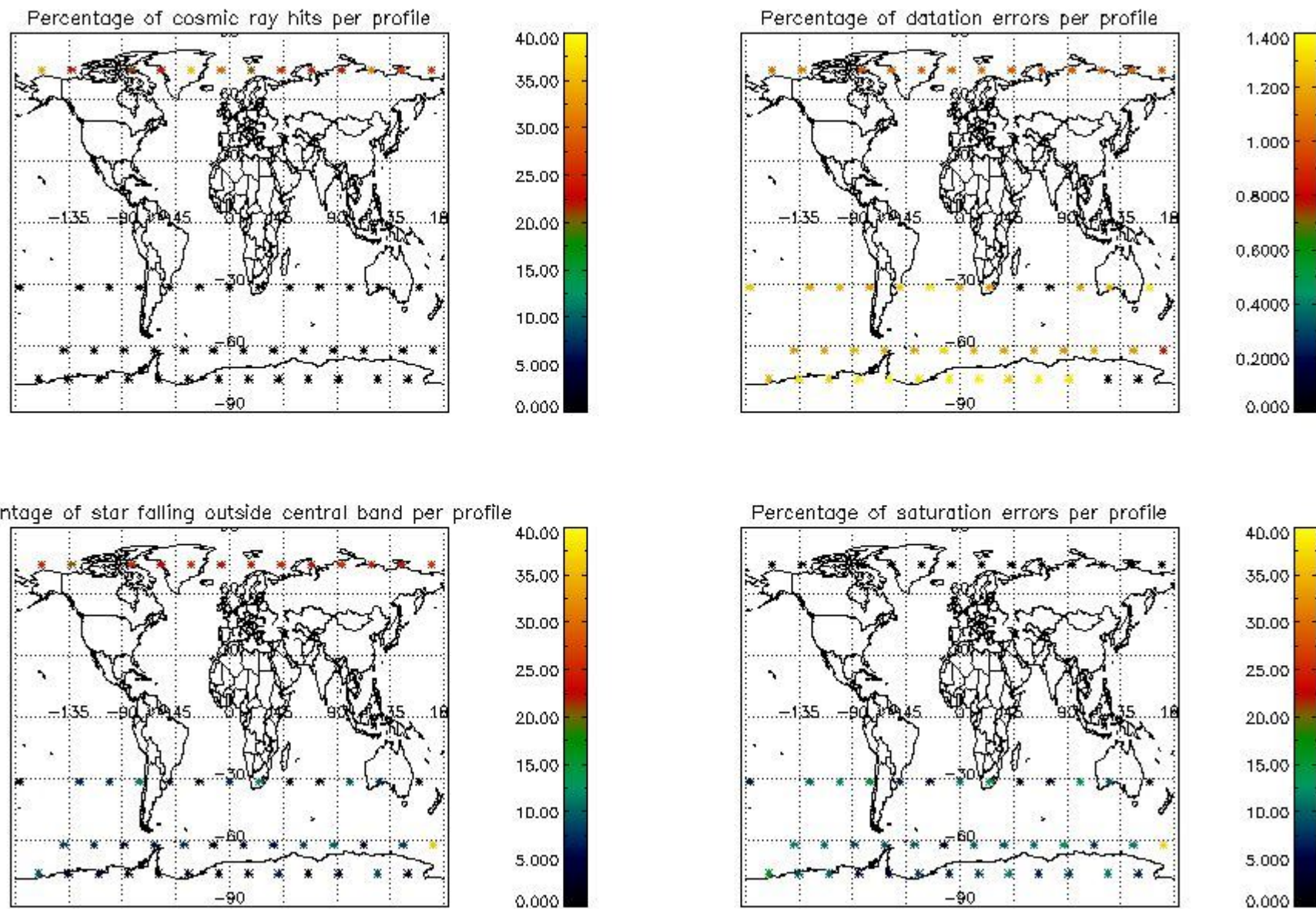
Percentage of star falling outside central band per profile



Percentage of saturation errors per profile



4.2.2 Plot level 1 quality information per product (world map): ENVISAT DESCENDING passes



5. Trace gas profiles

5.1 Ozone statistics based on quality of products

The final quality of the products can be "measured" using the STD (Standard Deviation) attached to every point profile. This information is written to the parameter GOM_NL__2P/NL_LOCAL_SPECIES_DENSITY/o3_std of the level 2 products. The table below shows the statistics for given STD ranges.

The statistics are given with respect to the overall valid production:

- Products without fatal errors: GOM_NL__2P/MPH/PRODUCT_ERR=0
- Valid point profile: GOM_NL__2P/NL_LOCAL_SPECIES_DENSITY/pcd(0)=0

The 'Criteria' is applied to valid points of dark limb products:

- Products in dark limb illumination condition: GOM_NL__2P/NL_SUMMARY_QUALITY/obs_ill_cond=0
- Products without fatal errors: GOM_NL__2P/MPH/PRODUCT_ERR=0
- Valid point profile: GOM_NL__2P/NL_LOCAL_SPECIES_DENSITY/pcd(0)=0

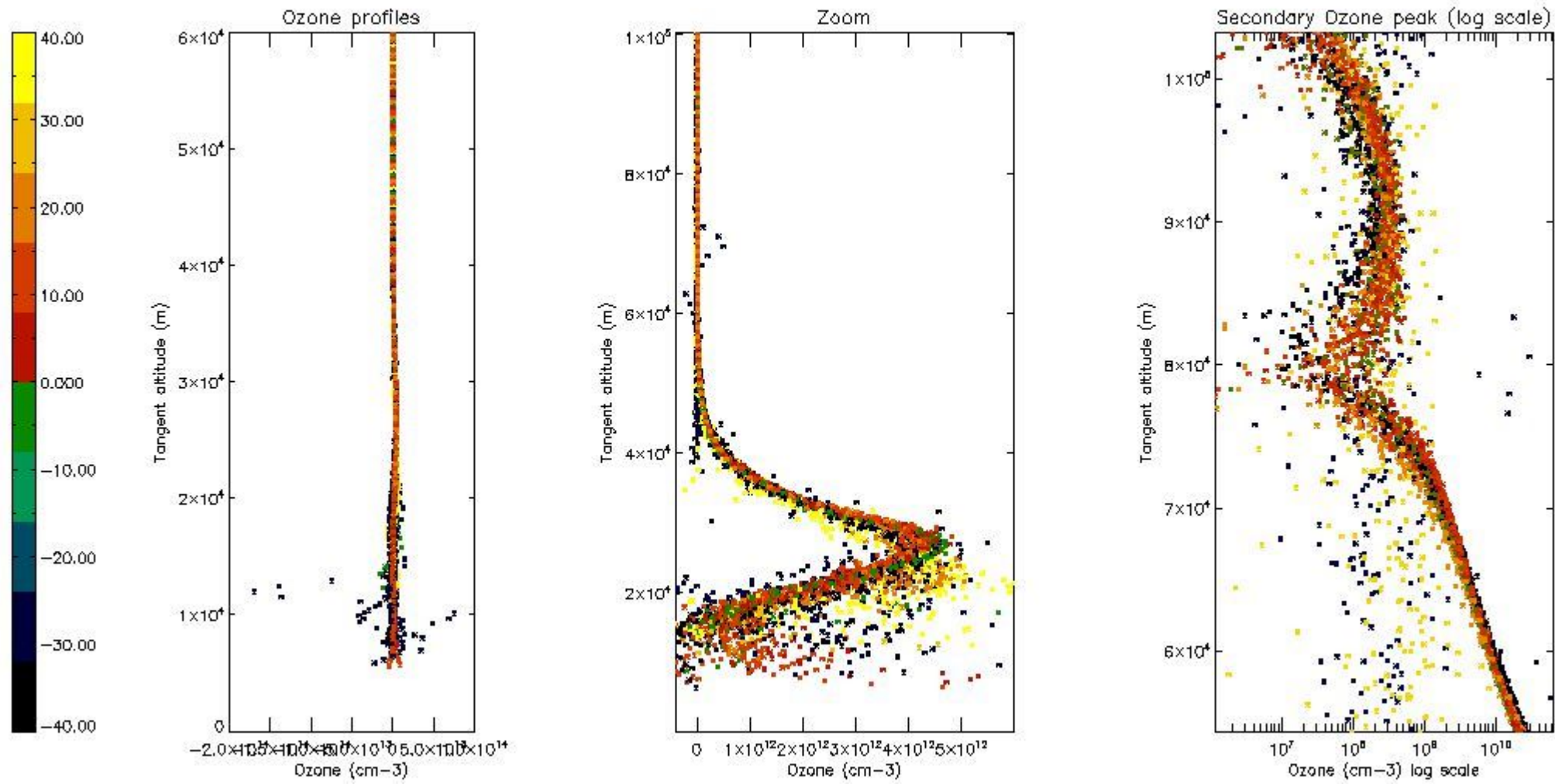
So, the table below shows the percentage of dark limb and valid observations for each criteria with respect to the overall valid daily observations.

Criteria	% of total production
All STD	69
STD < 20	37

STD < 10	30
STD < 5	23

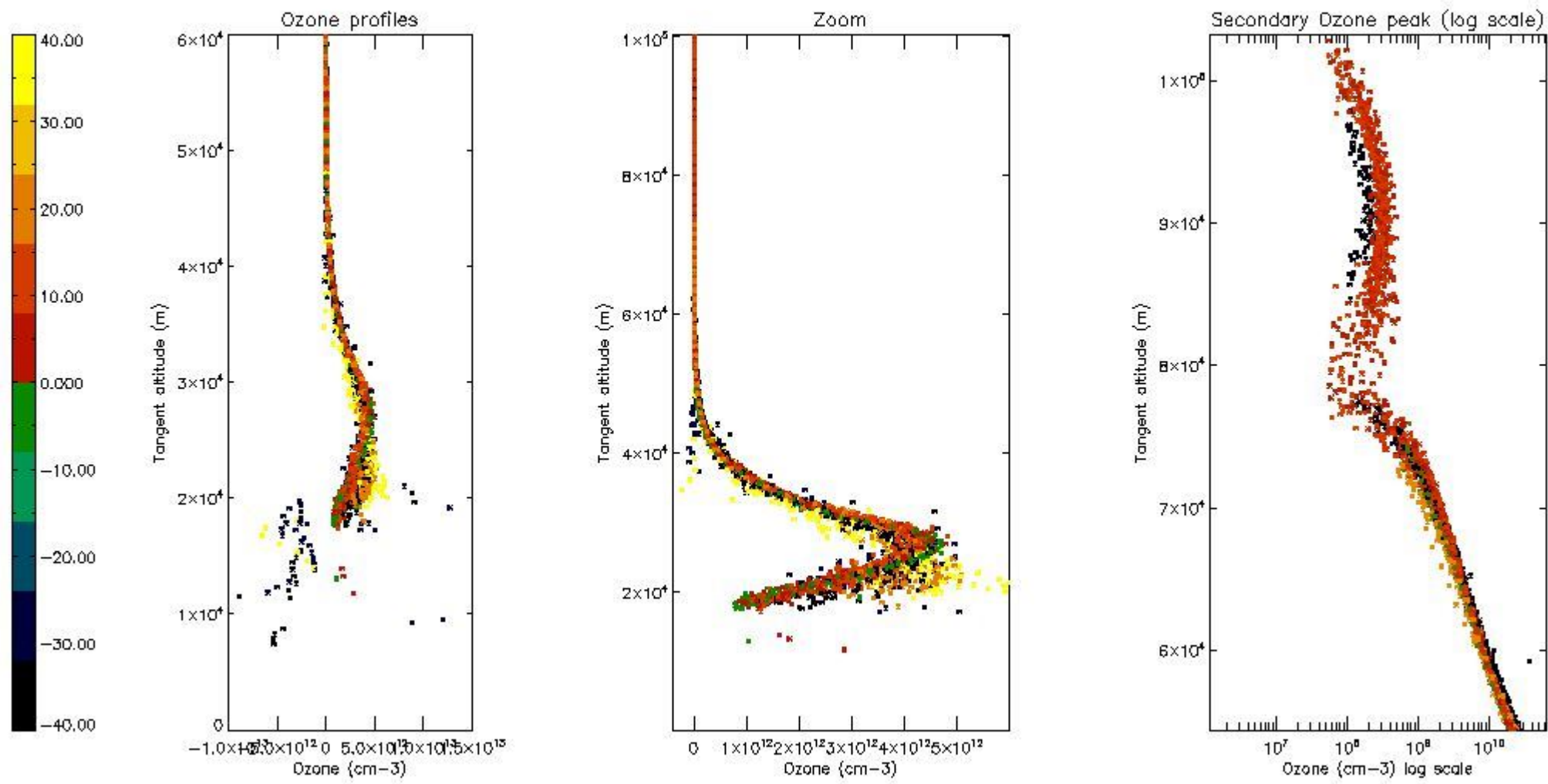
5.2 Plot ozone profiles for all STD (dark without errors)

The colorbar represents the latitude.



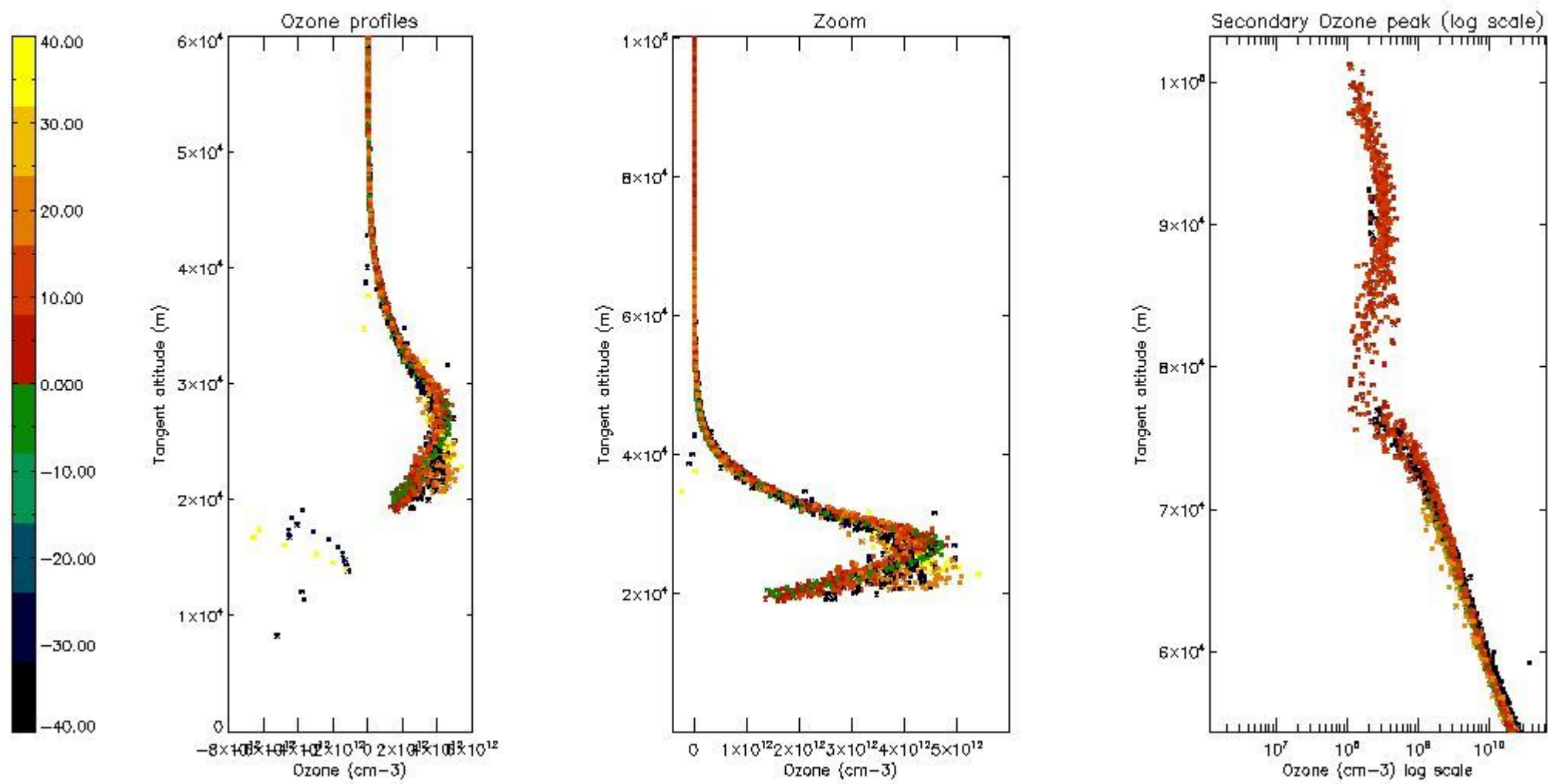
5.3 Plot ozone profiles where STD < 20% (dark without errors)

The colorbar represents the latitude.



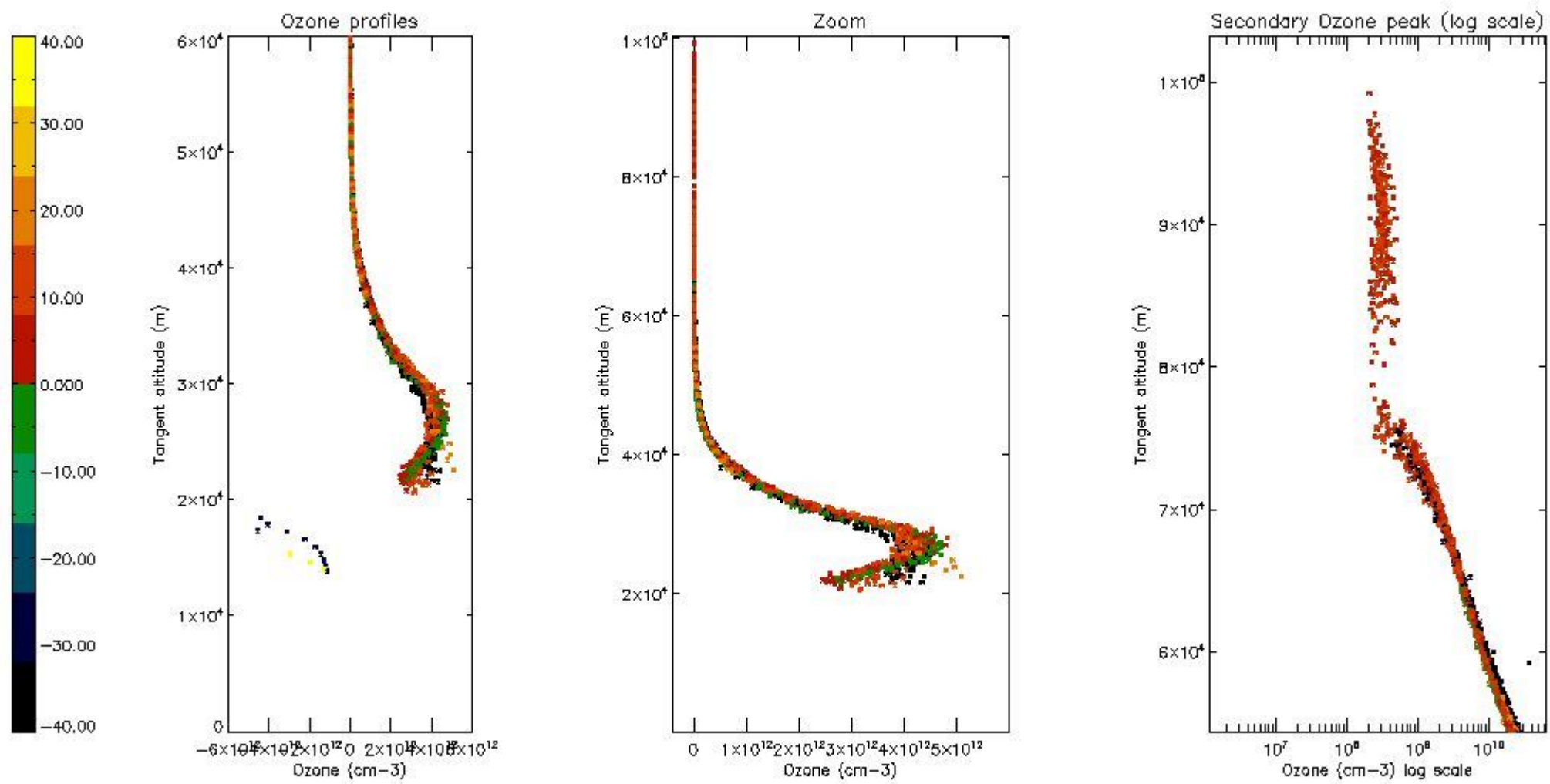
5.4 Plot ozone profiles where STD < 10% (dark without errors)

The colorbar represents the latitude.



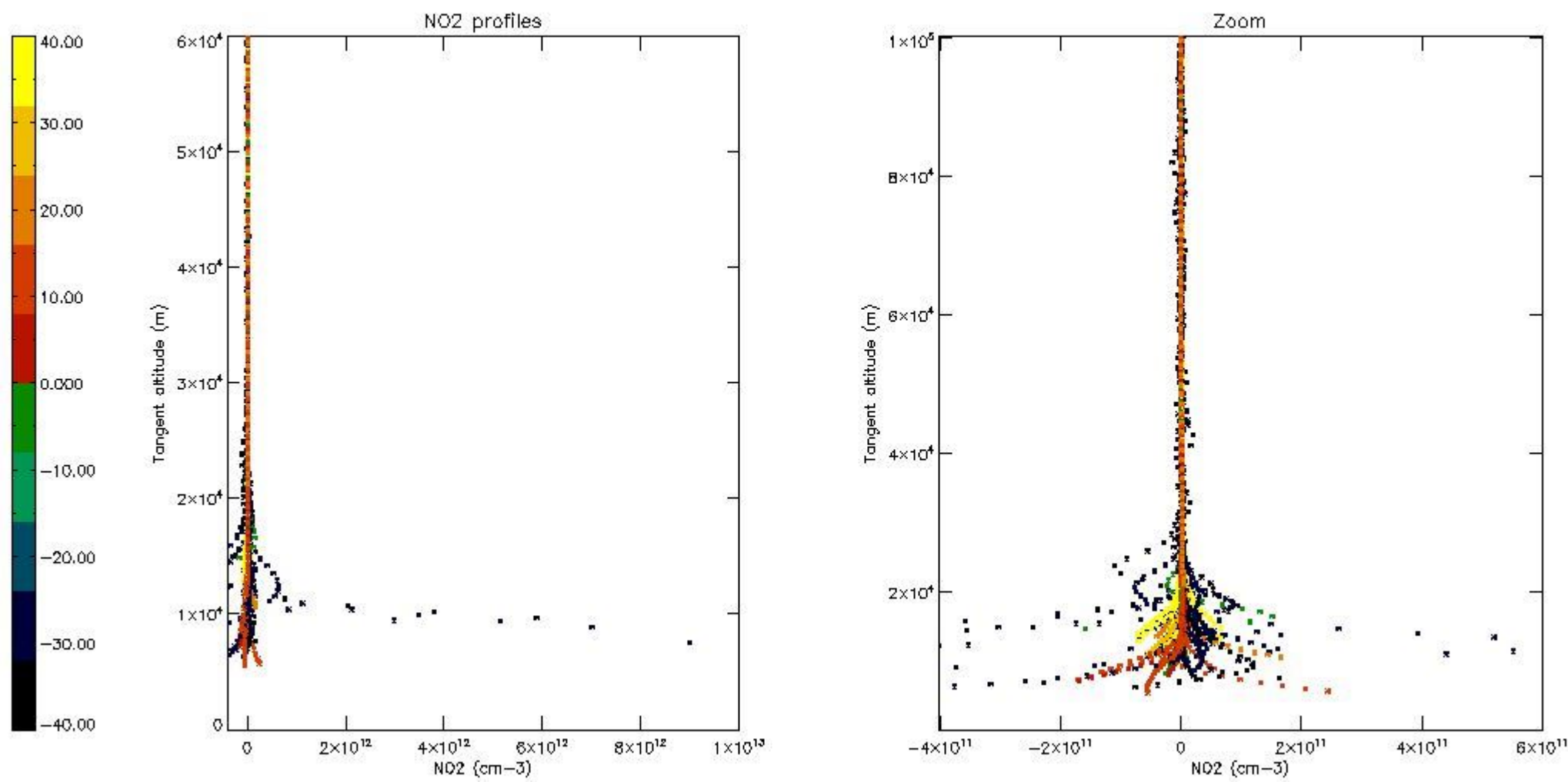
5.5 Plot ozone profiles where STD < 5% (dark without errors)

The colorbar represents the latitude.



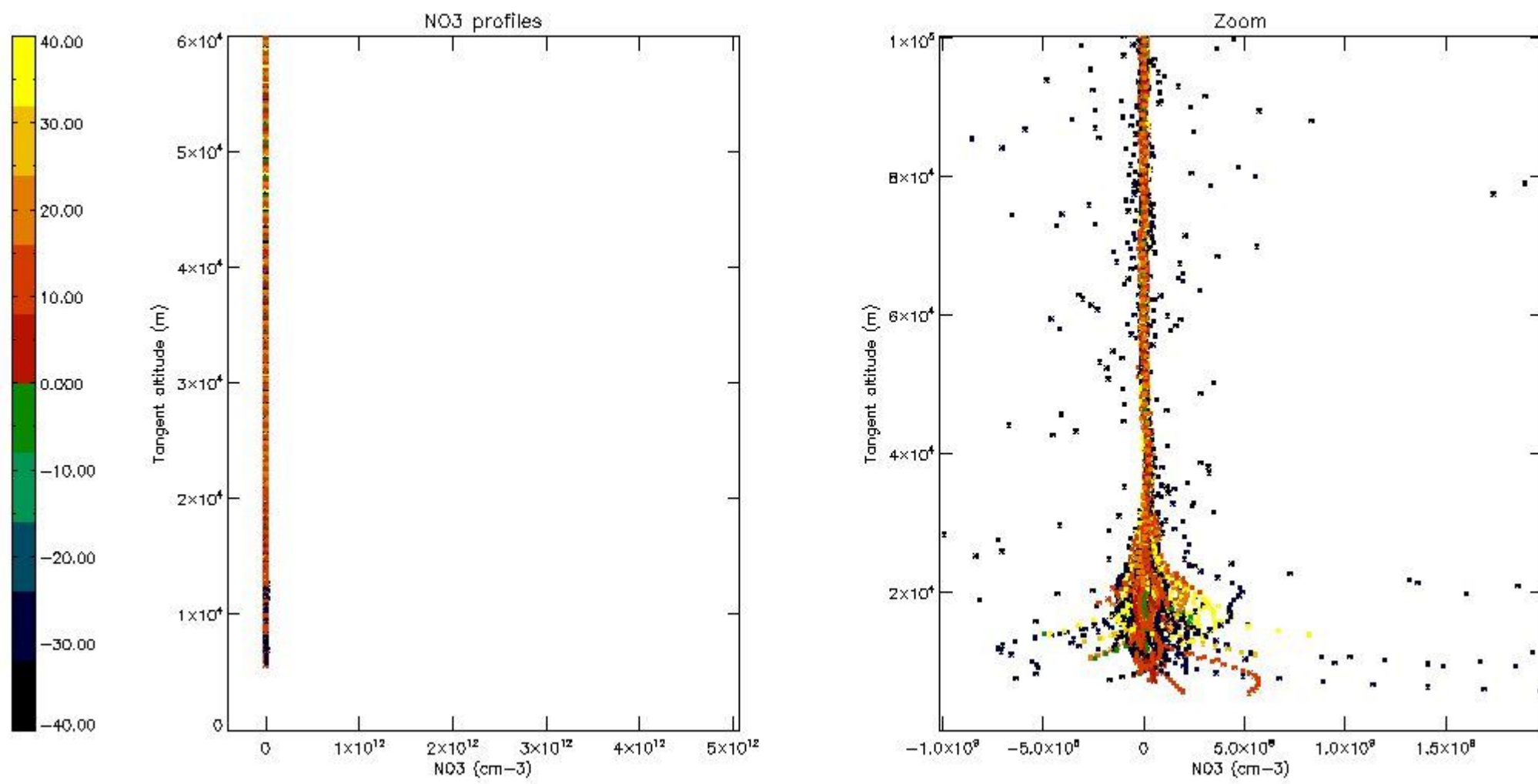
5.6 Plot NO₂ profiles for all STD (dark without errors)

The colorbar represents the latitude.



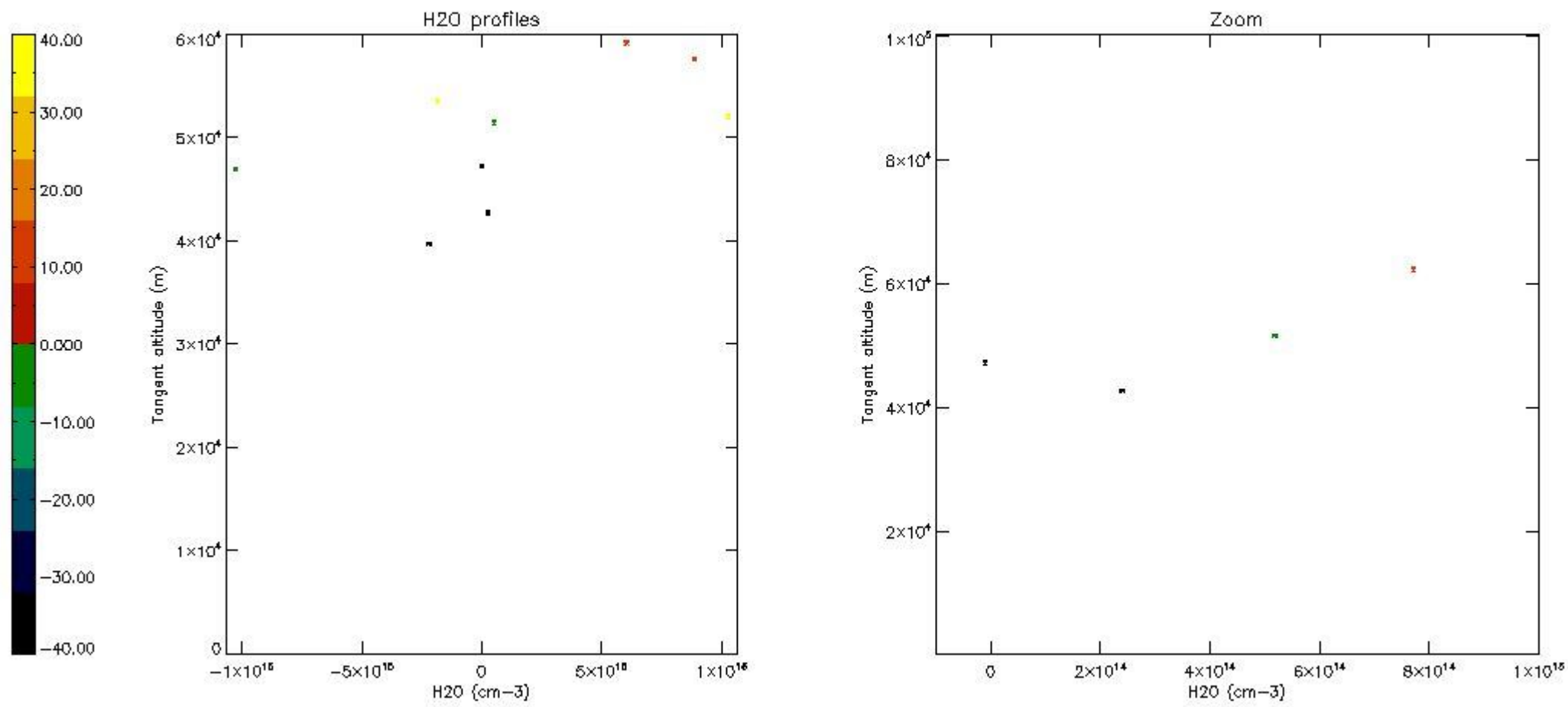
5.7 Plot NO3 profiles for all STD (dark without errors)

The colorbar represents the latitude.



5.8 Plot H2O profiles for all STD (only for occultations of stars 1,2,3,4,13,14,16,26,63 dark without errors)

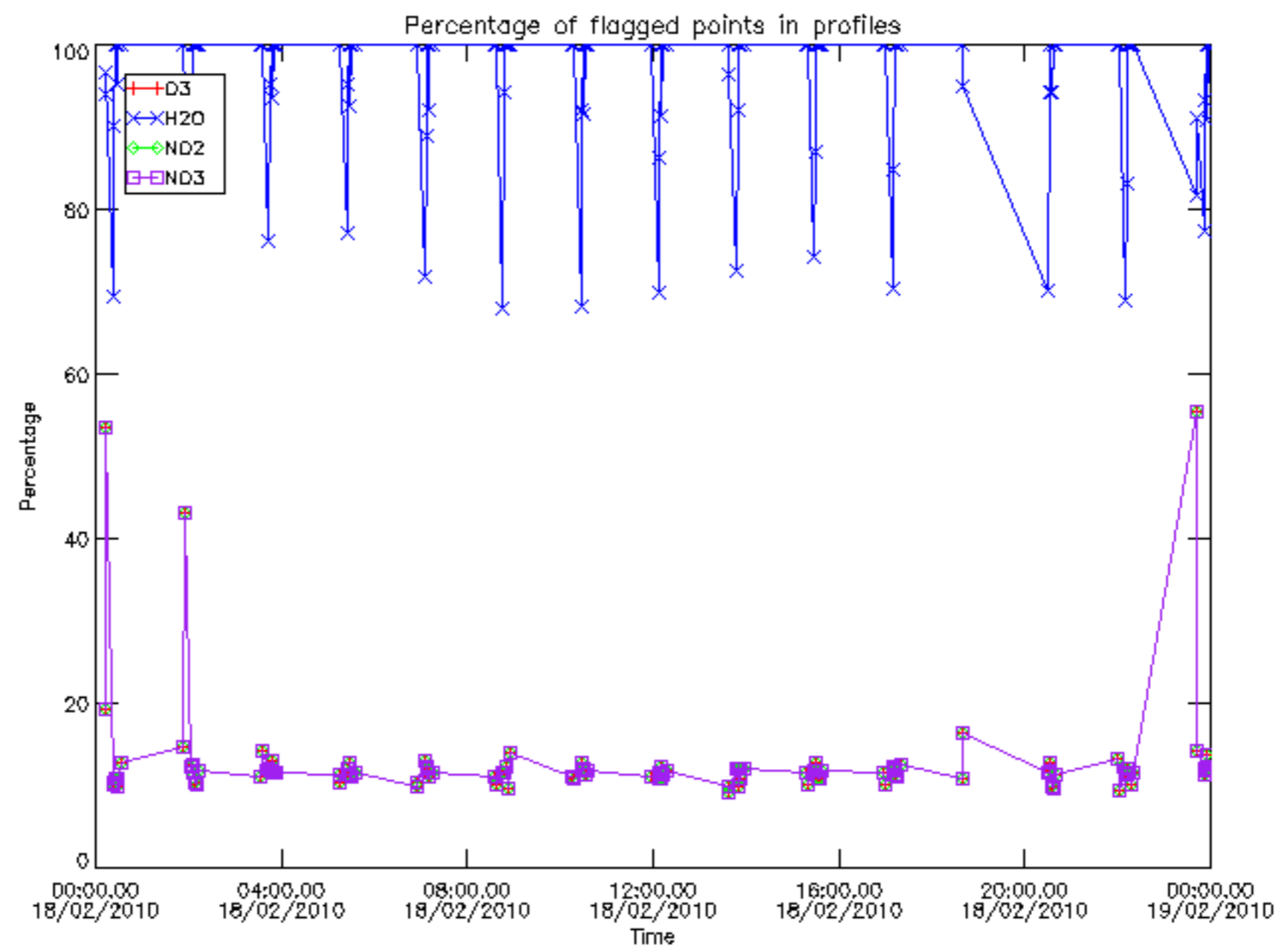
The colorbar represents the latitude.



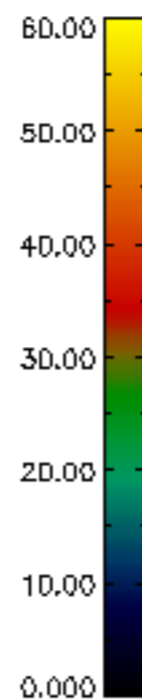
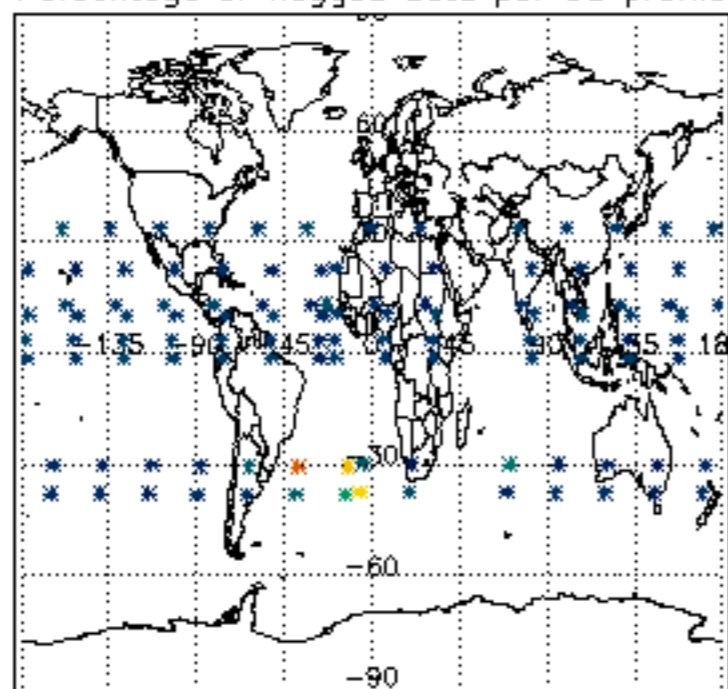
6. Auxiliary Data Files used for the production reported in section 2

The number reported in the third column indicates since which file (see list in section 2) the corresponding auxiliary file has been used. The fourth column is the date of those product files.

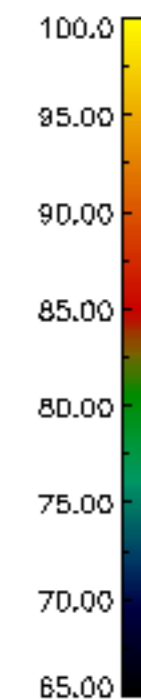
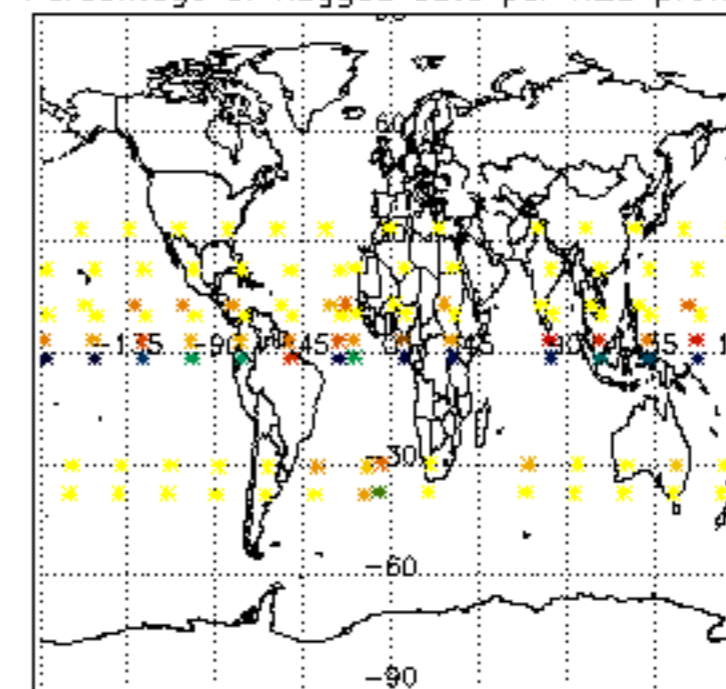
Type	Auxiliary Filename	Used since product	Used since product date
INST_PHYS_CHARACTERISTICS	GOM_INS_AXVIEC20091111_143220_20030716_120000_20500101_000000	1	18-FEB-2010 00:00:33
LEVEL-2_PROC_CONFIG	GOM_PR2_AXVIEC20091111_152718_20020301_000000_20500101_000000	1	18-FEB-2010 00:00:33
CROSS_SECTIONS_FILE	GOM_CRS_AXVIEC20091111_154832_20020301_000000_20500101_000000	1	18-FEB-2010 00:00:33



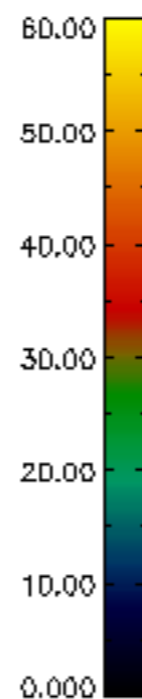
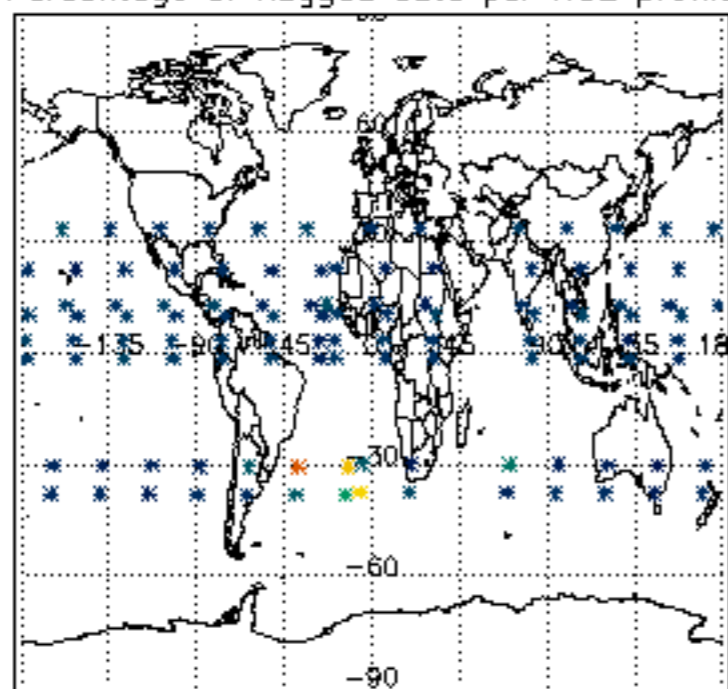
Percentage of flagged data per D3 profile



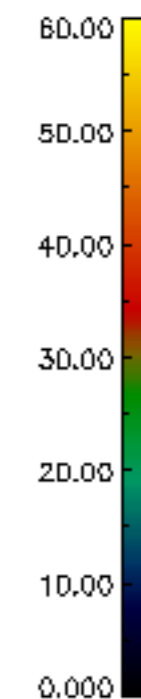
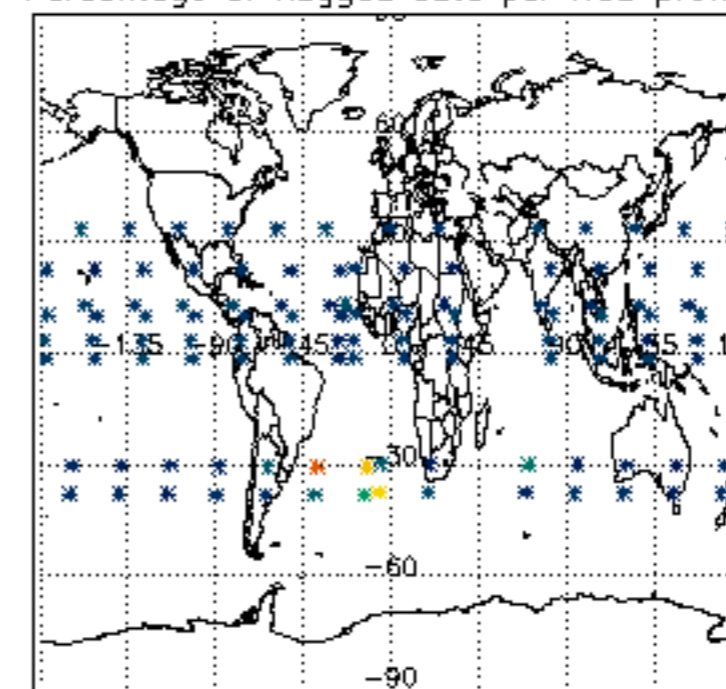
Percentage of flagged data per H2O profile

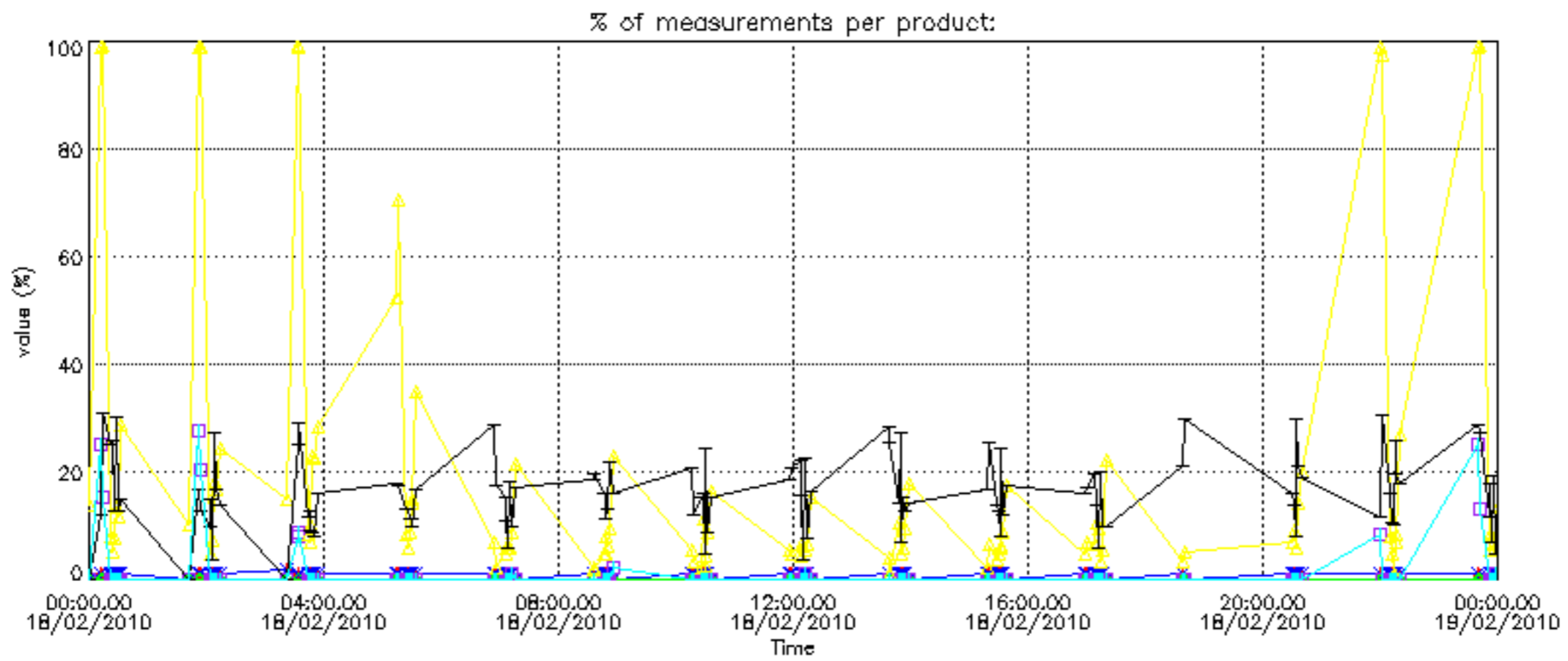


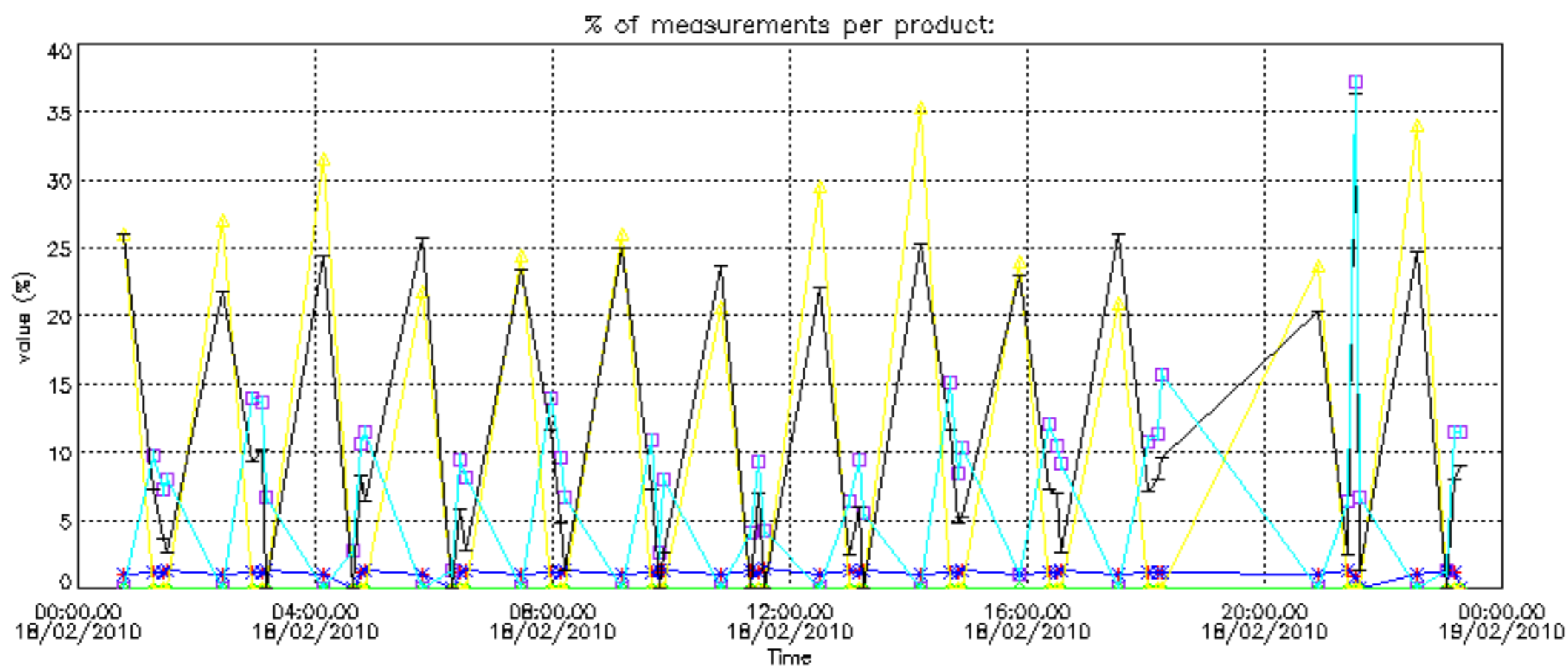
Percentage of flagged data per NO2 profile



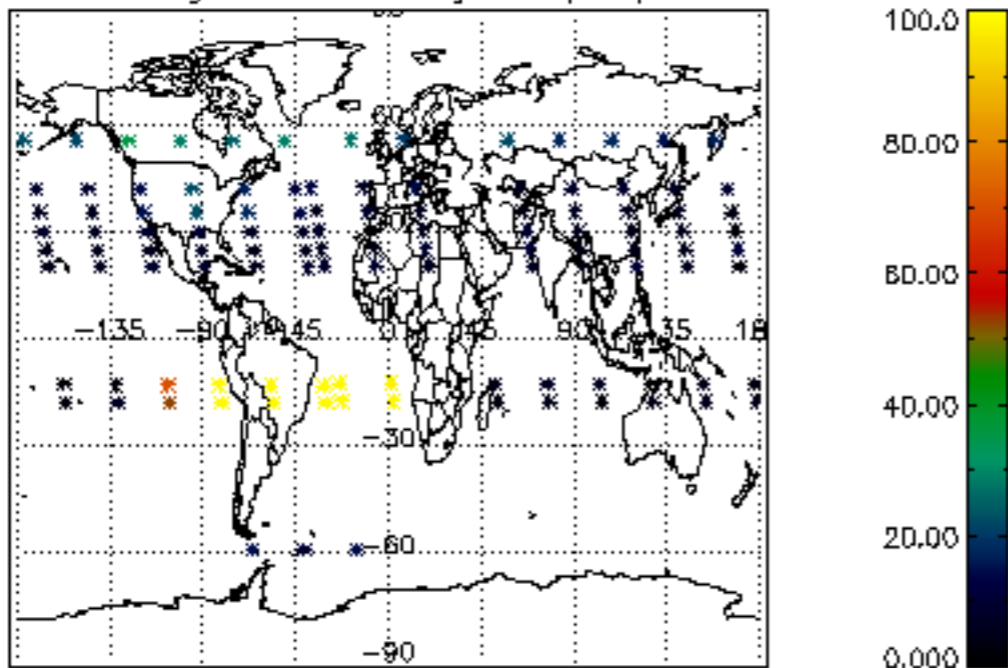
Percentage of flagged data per NO3 profile



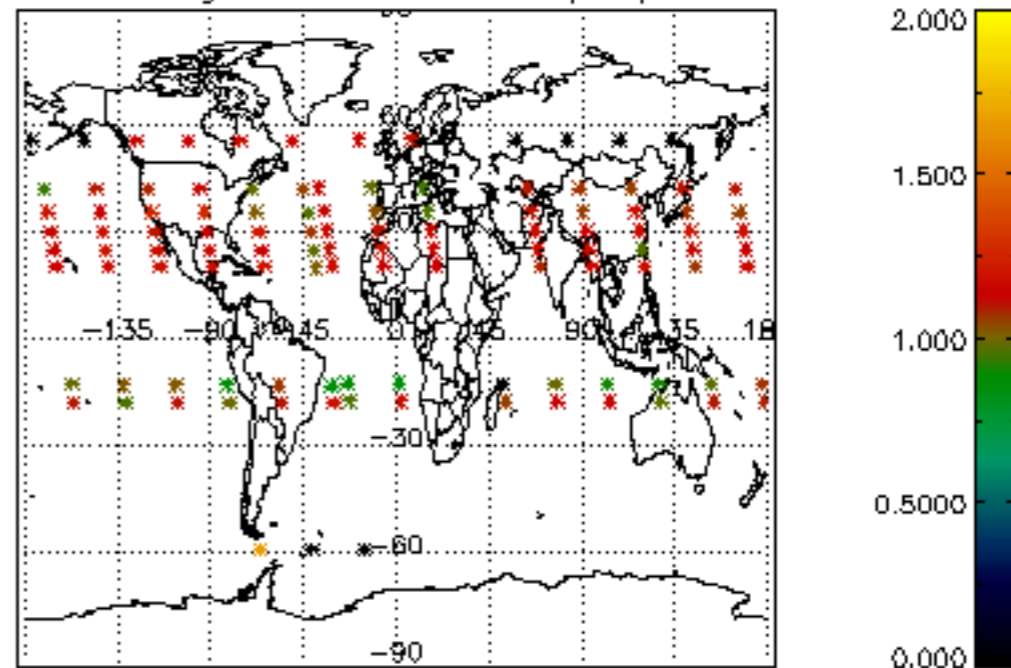




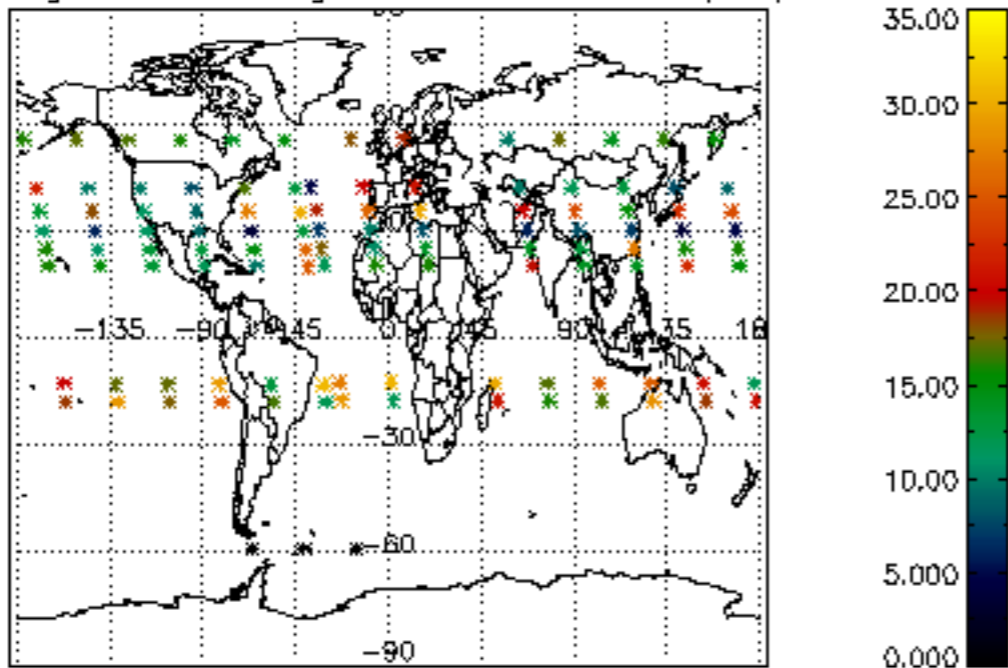
Percentage of cosmic ray hits per profile



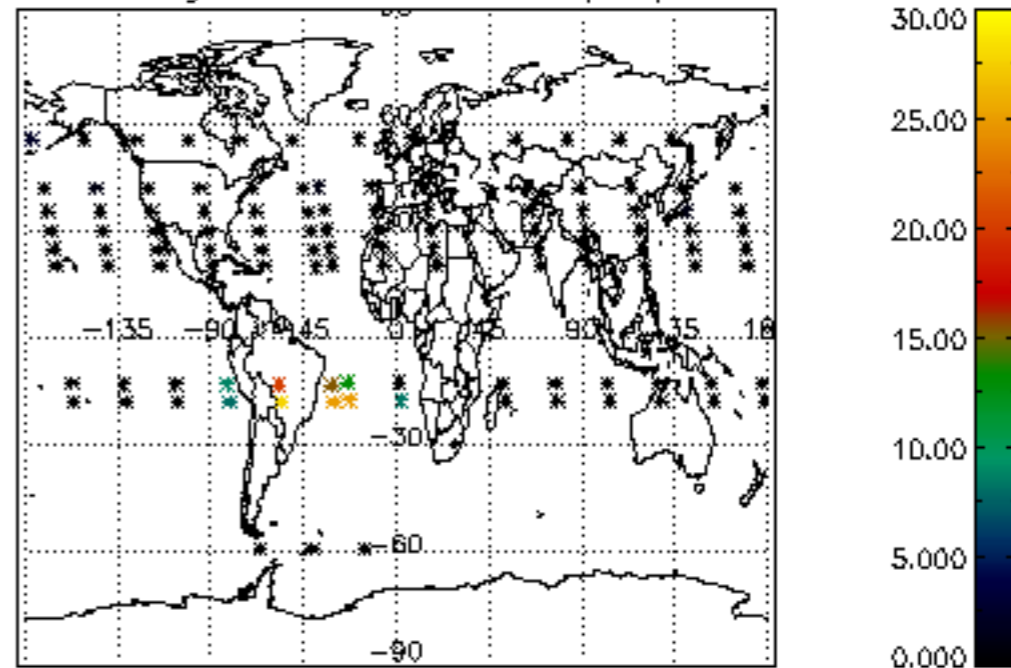
Percentage of datation errors per profile



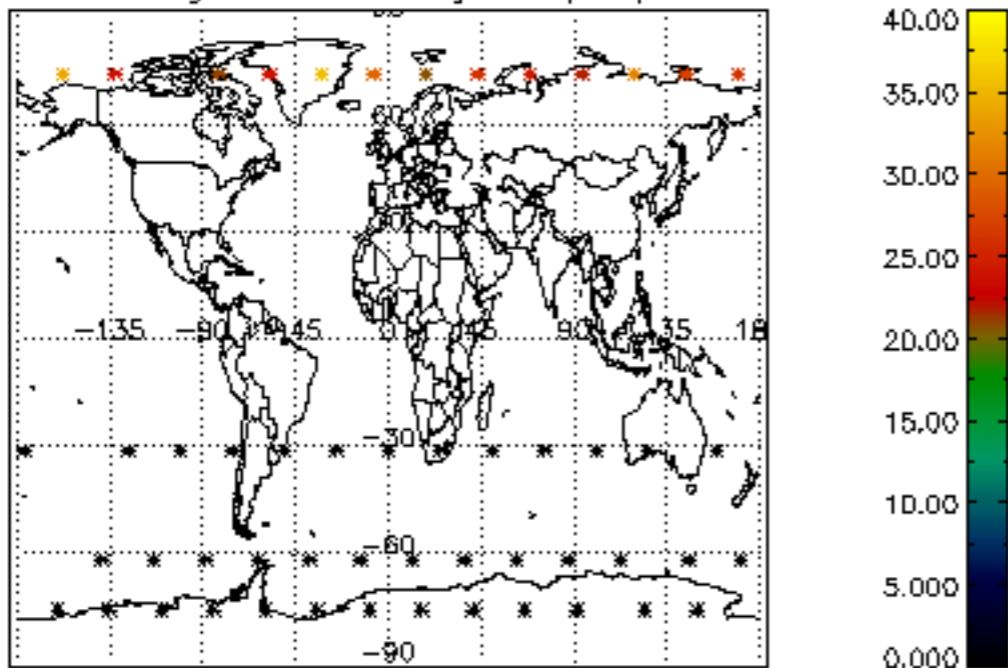
Percentage of star falling outside central band per profile



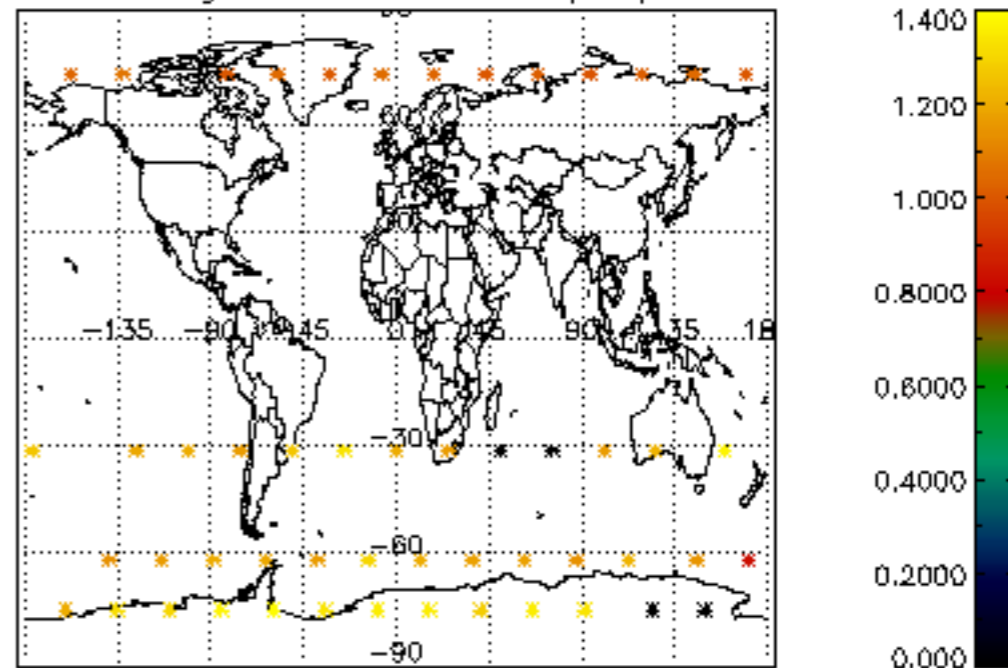
Percentage of saturation errors per profile



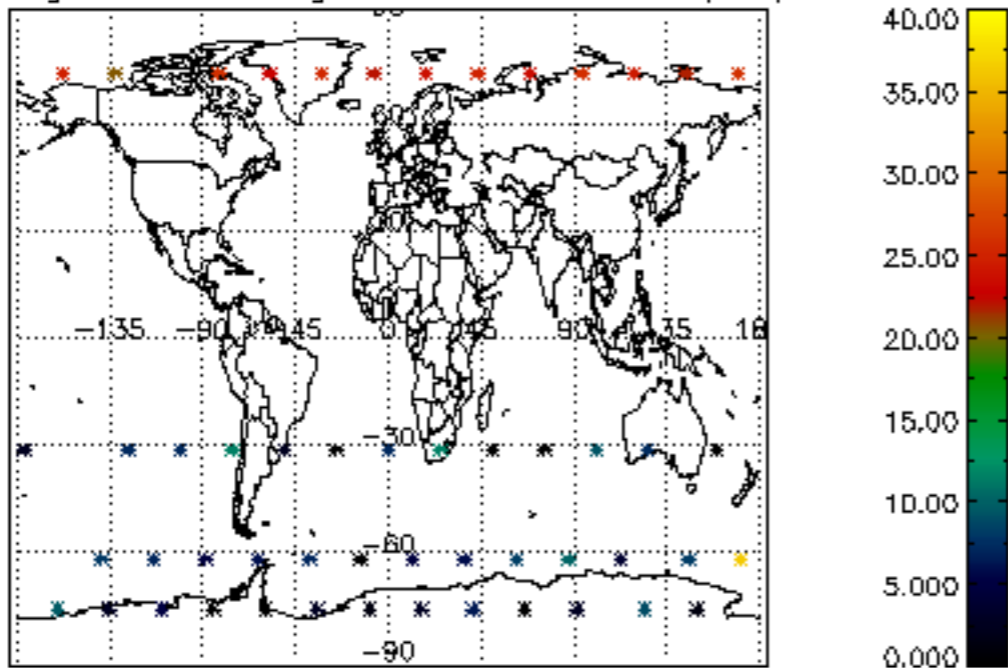
Percentage of cosmic ray hits per profile



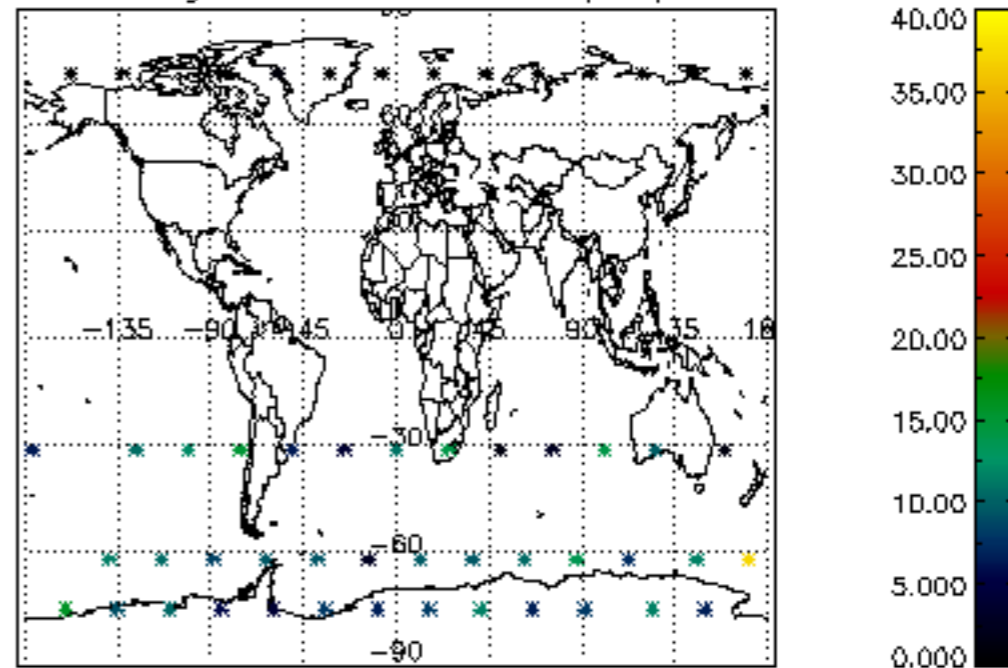
Percentage of datation errors per profile

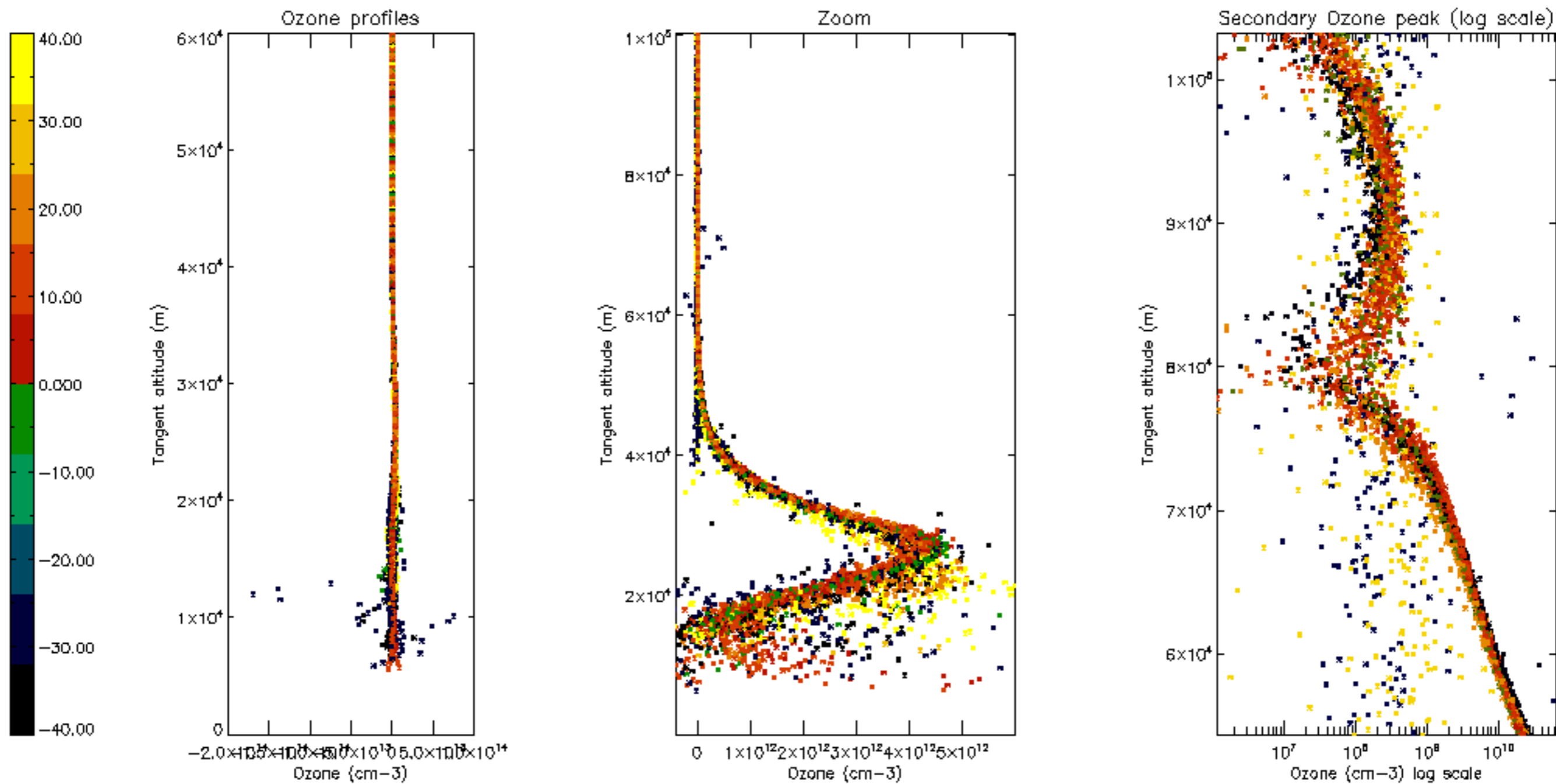


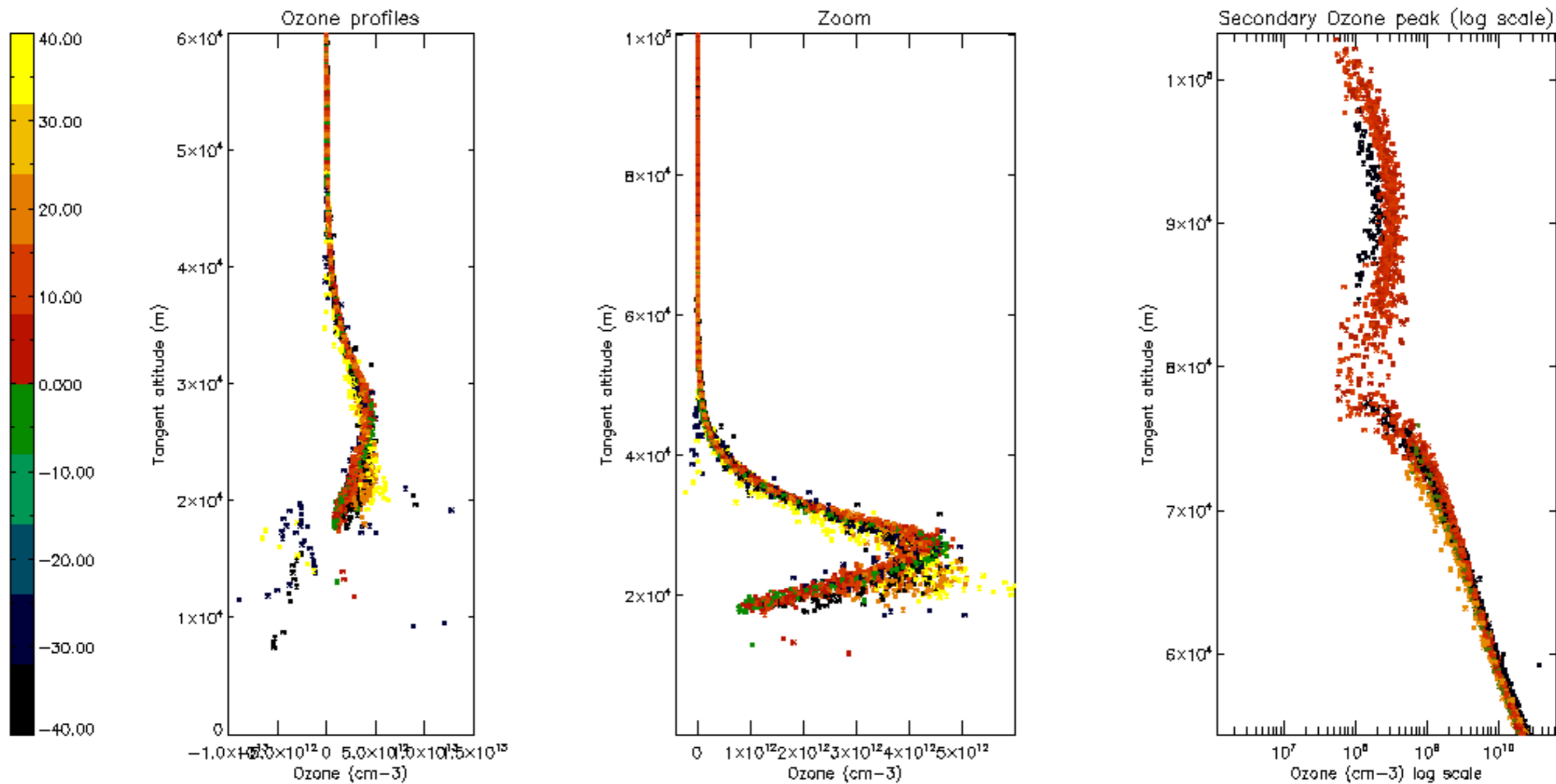
Percentage of star falling outside central band per profile

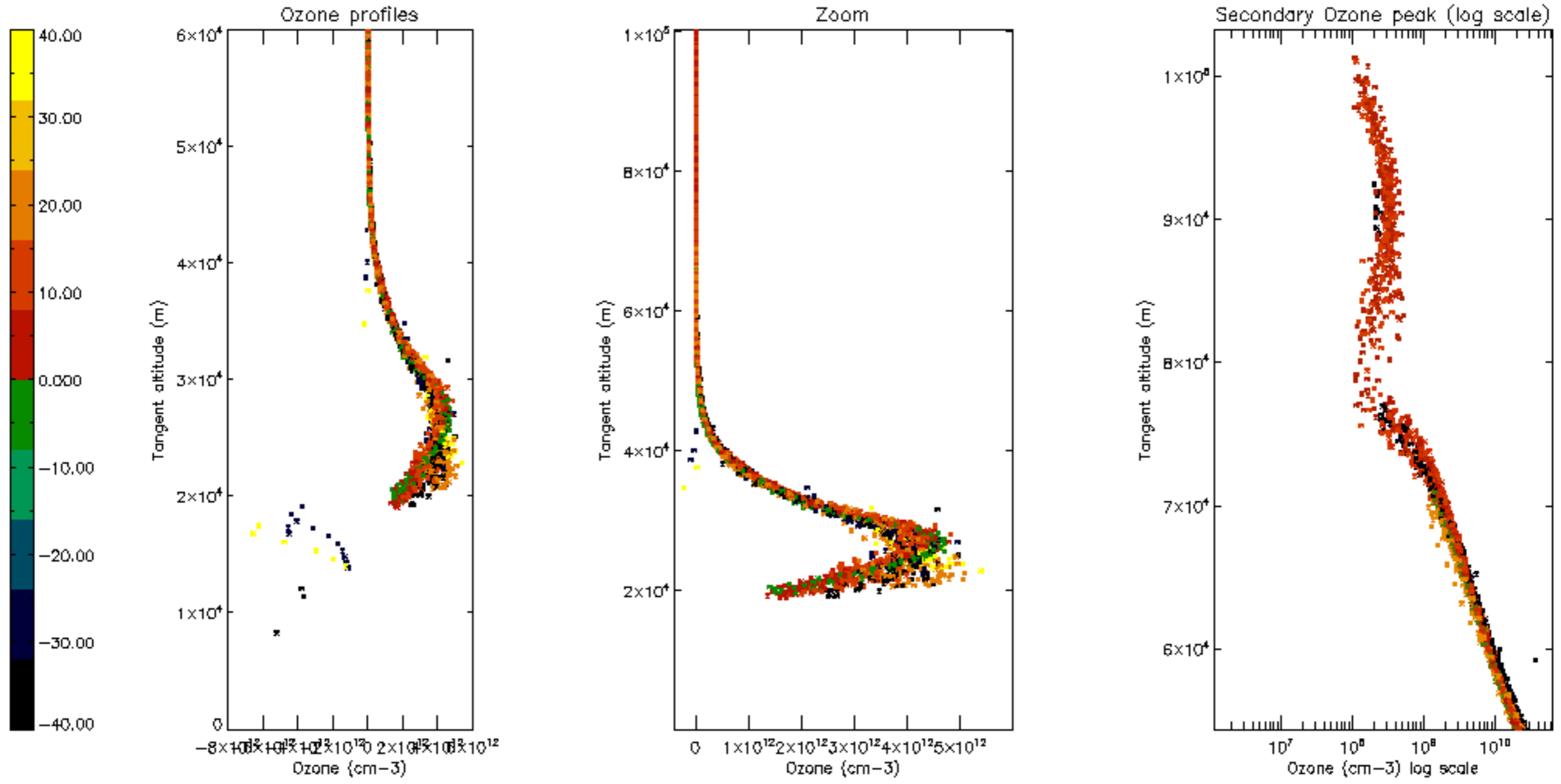


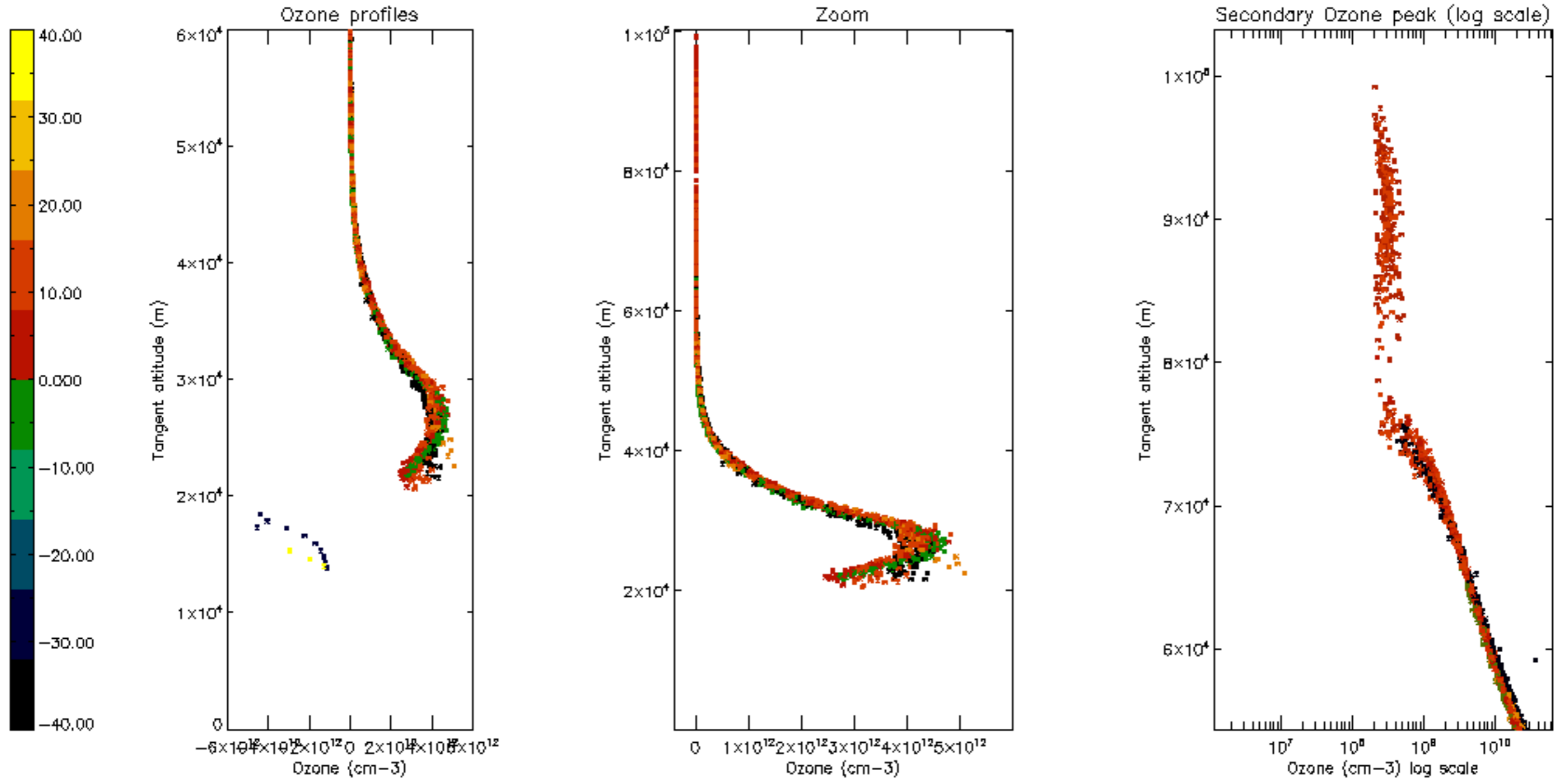
Percentage of saturation errors per profile

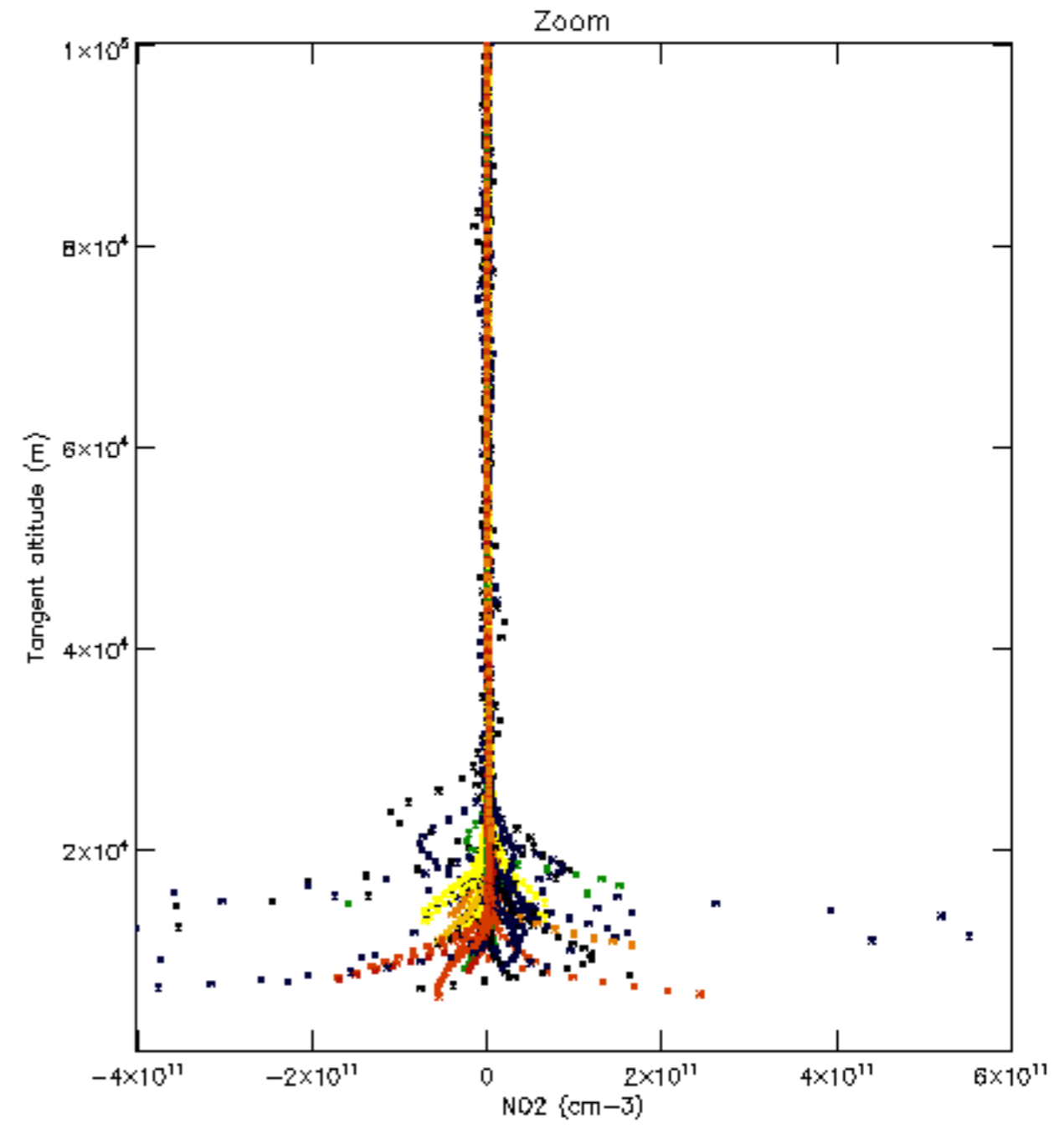
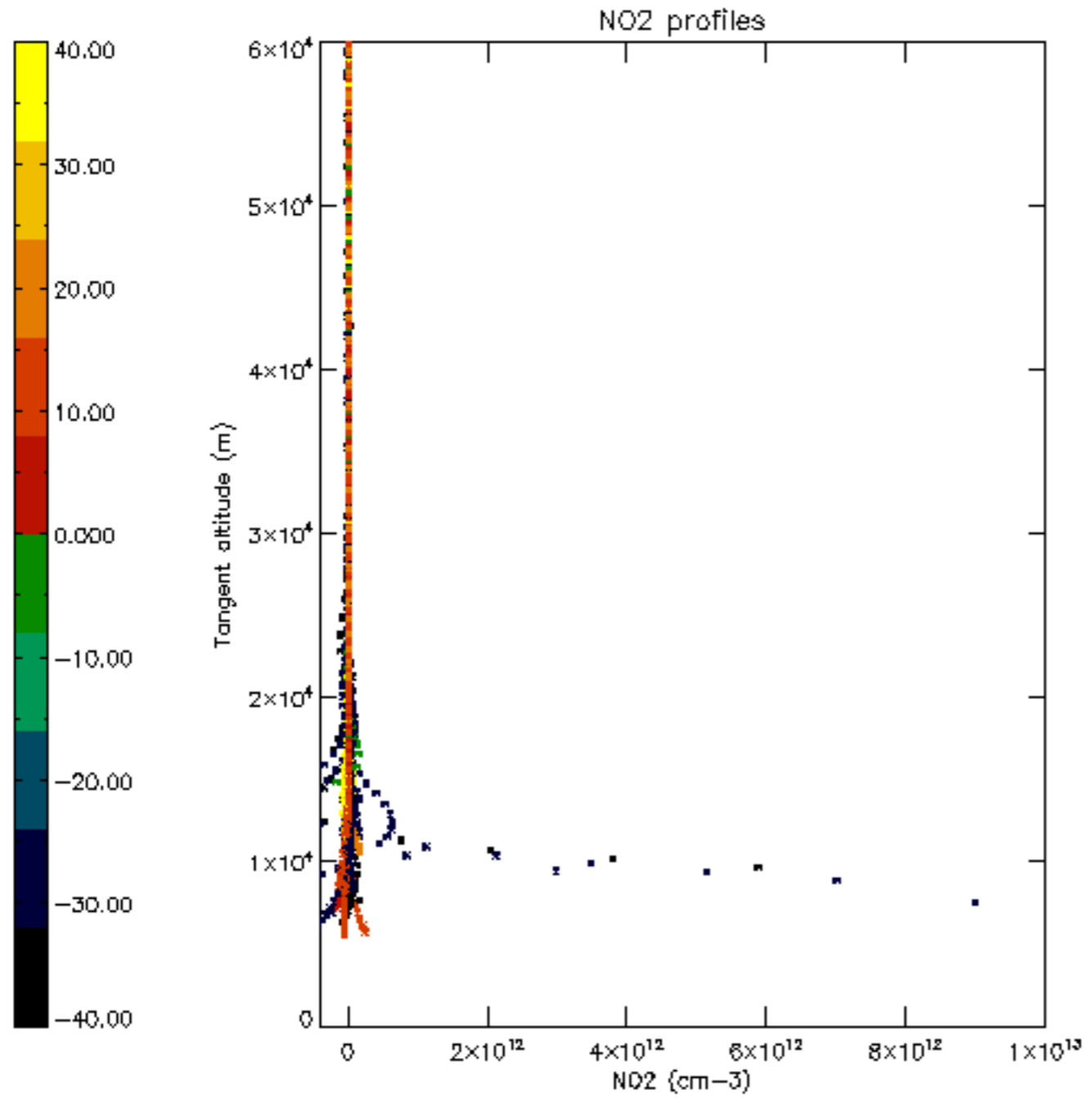


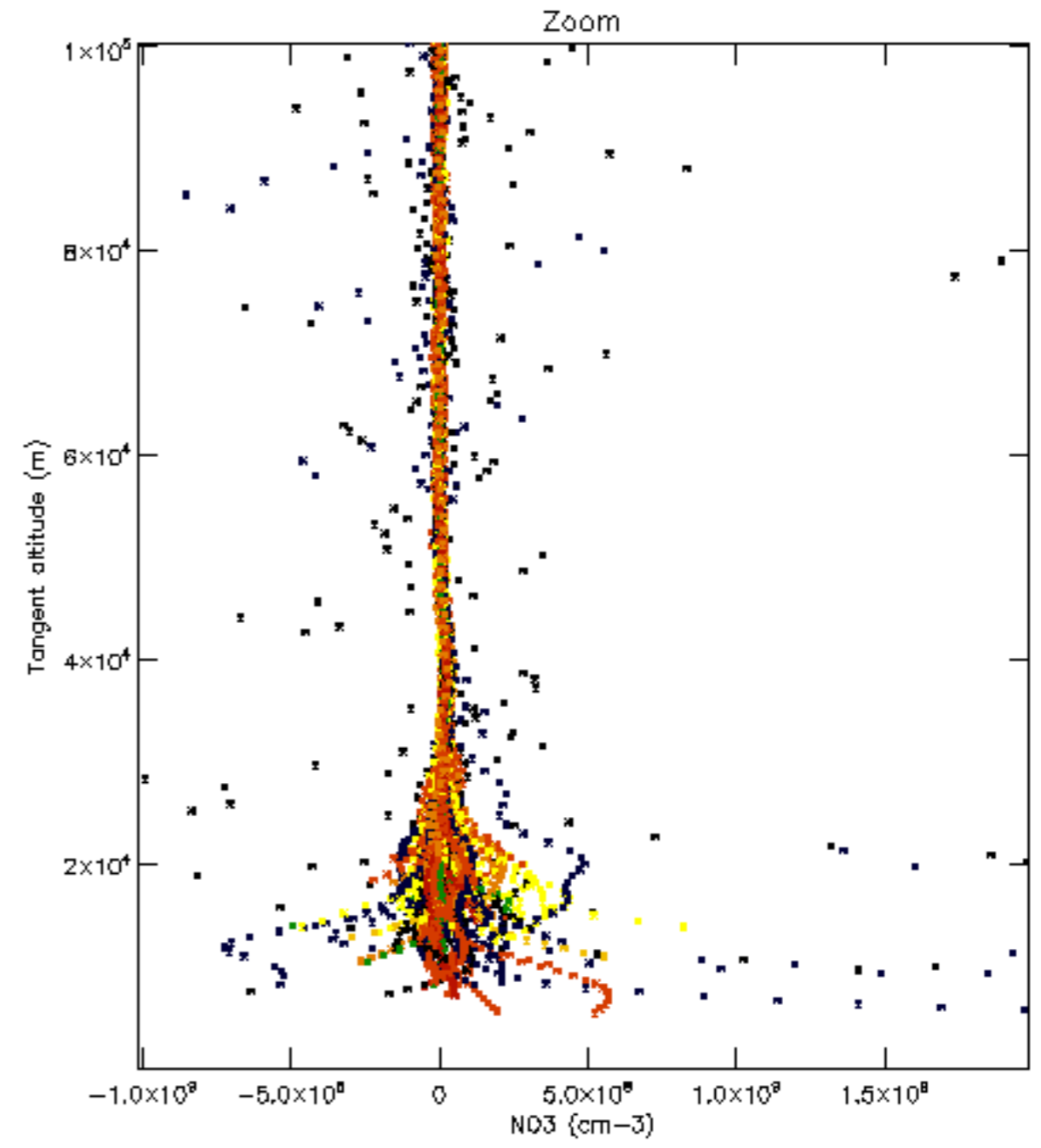
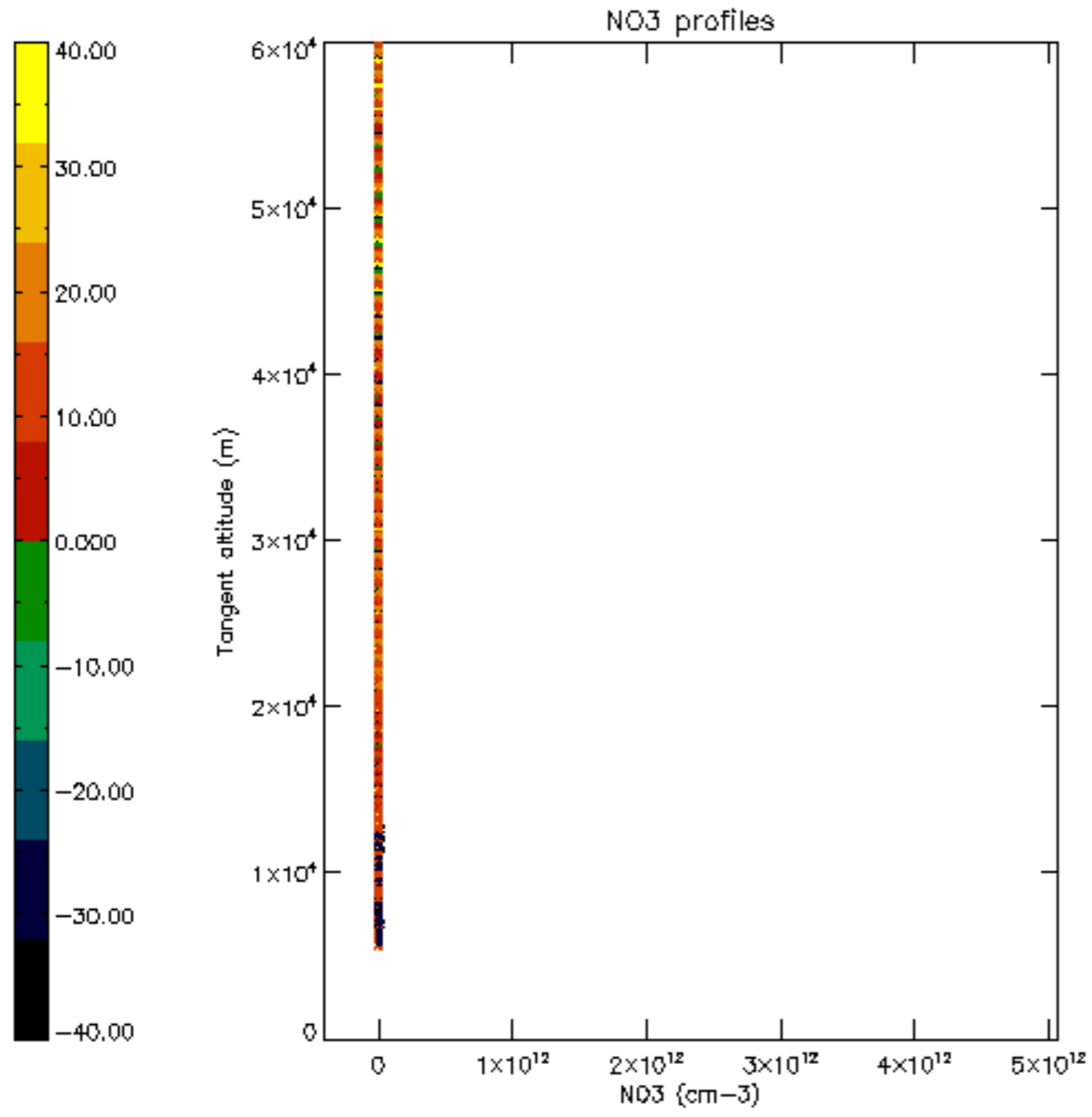


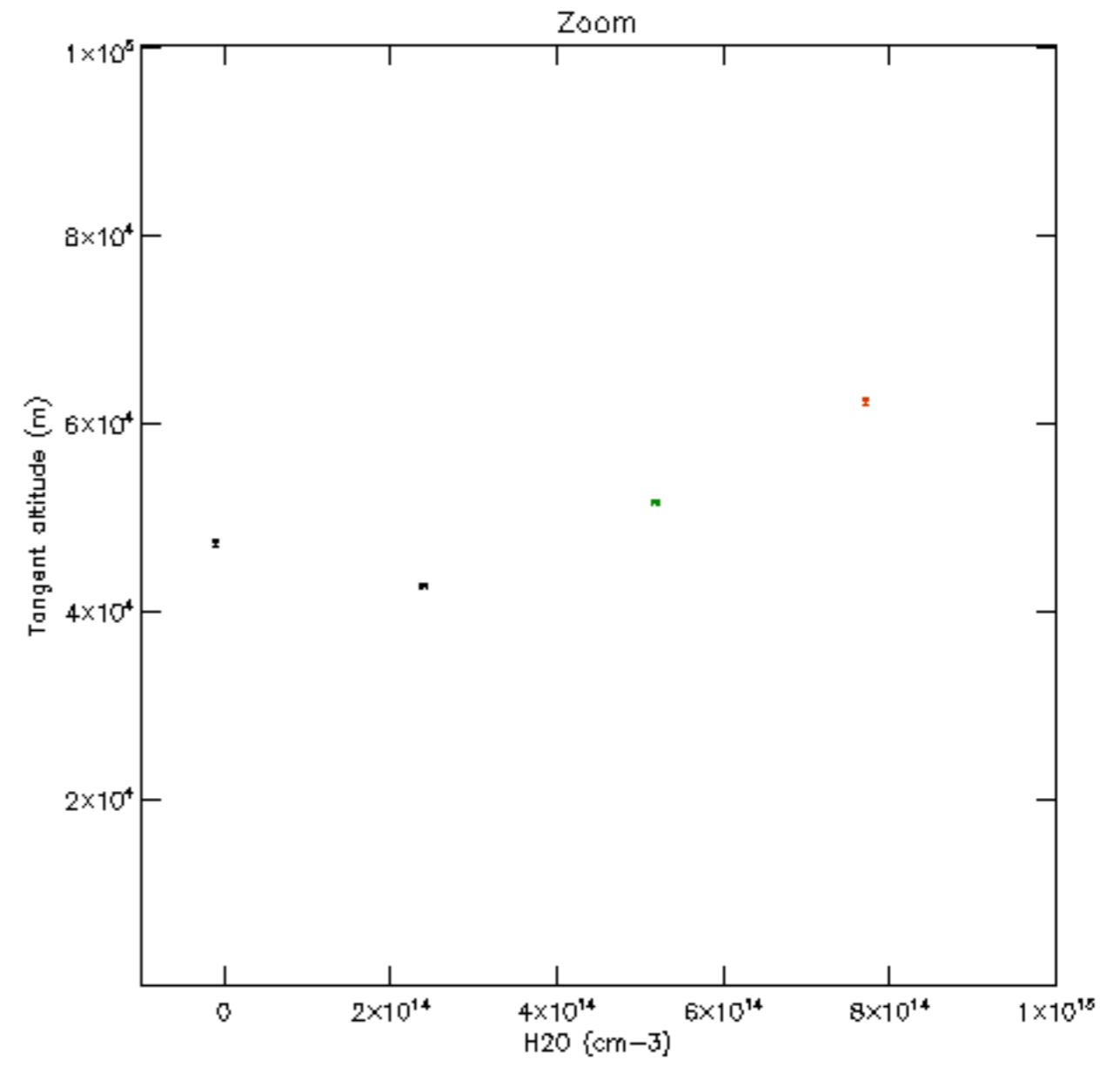
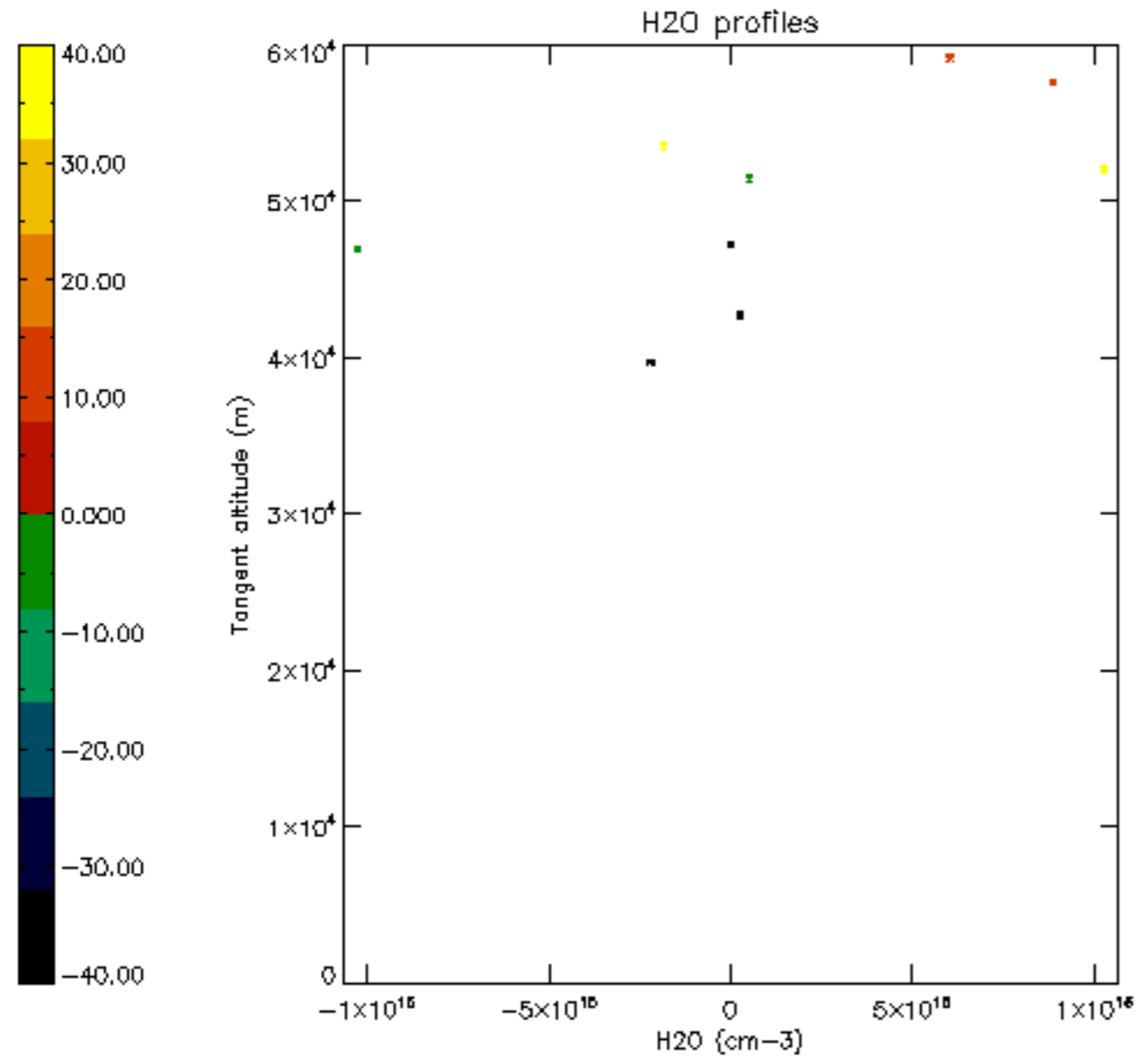


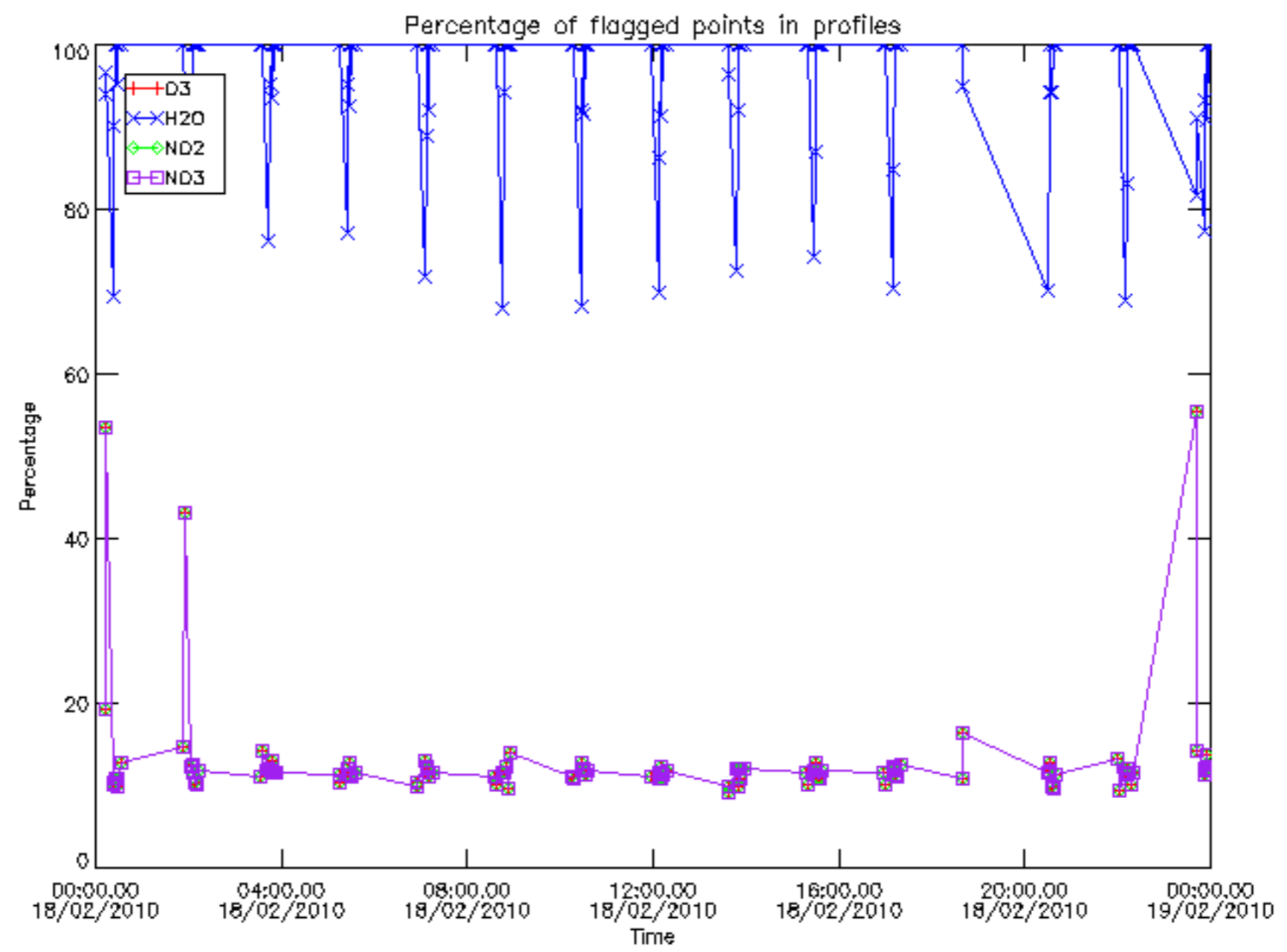




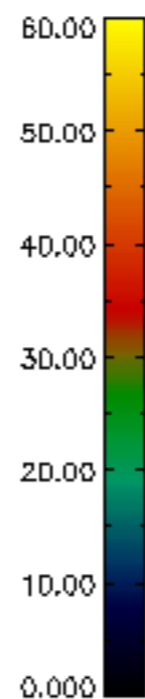
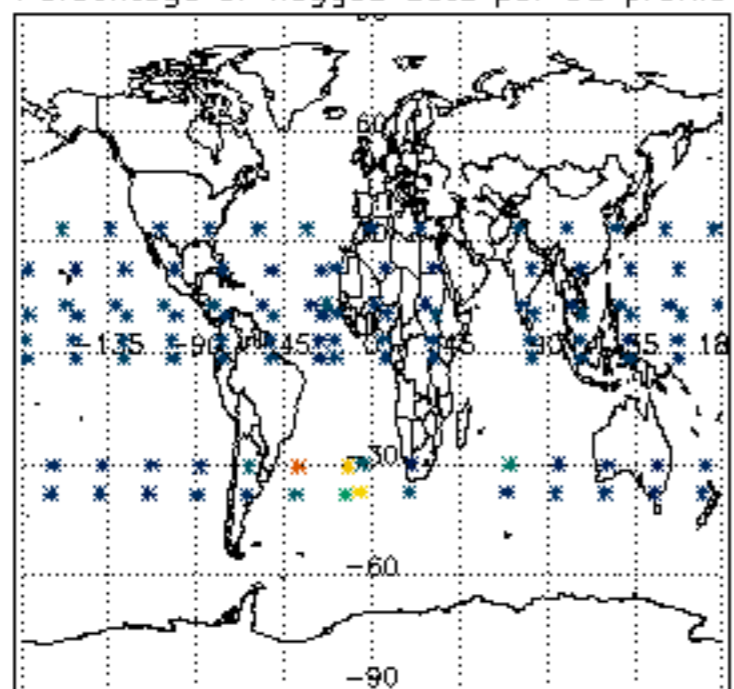




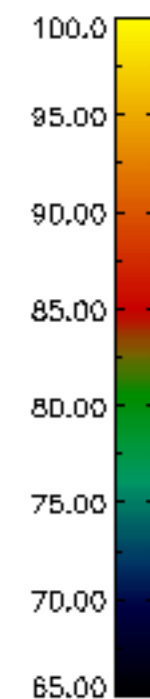
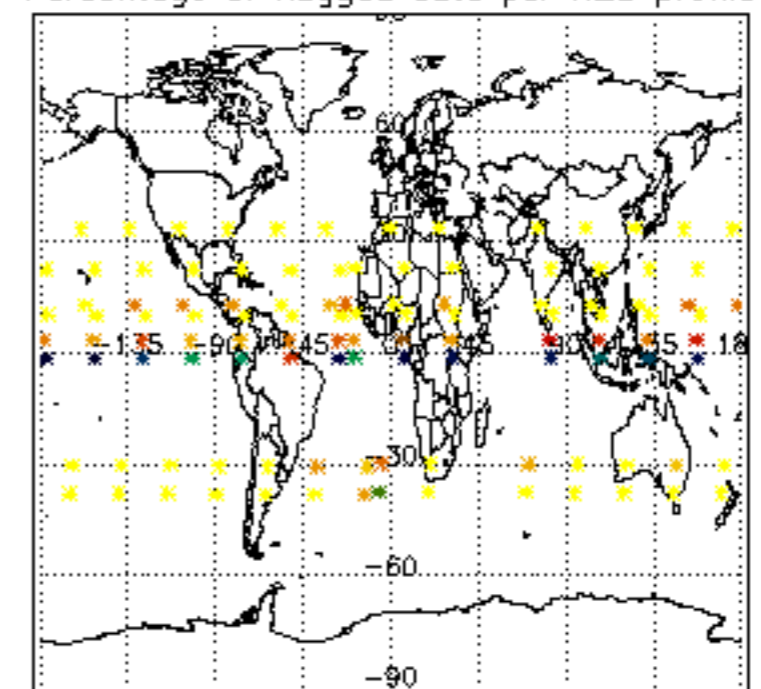




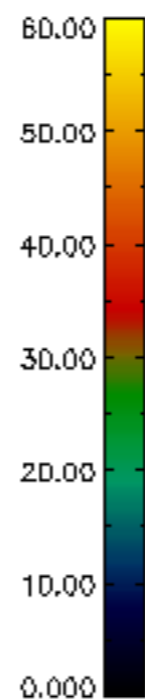
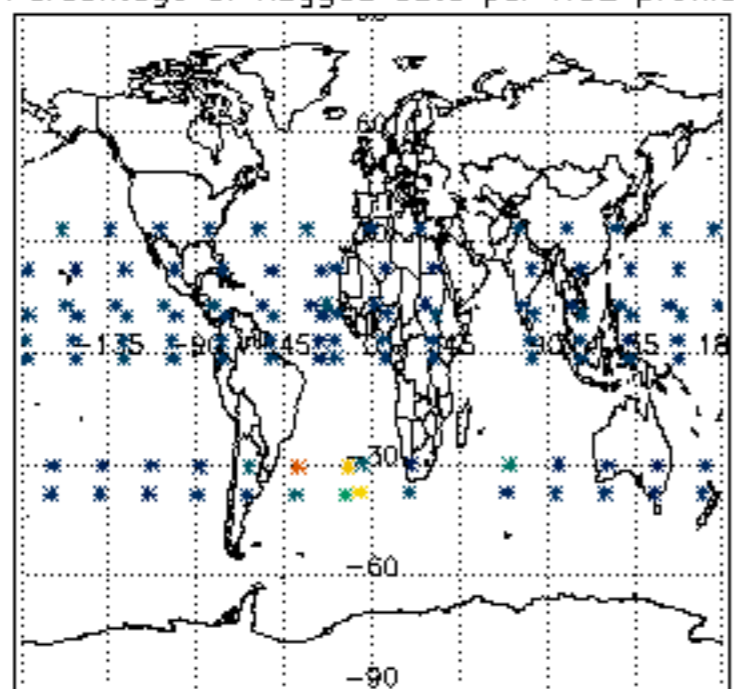
Percentage of flagged data per D3 profile



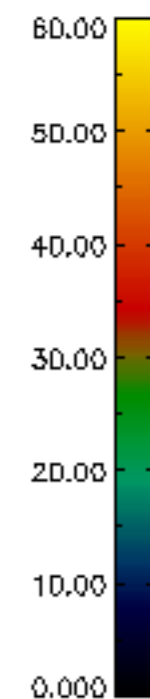
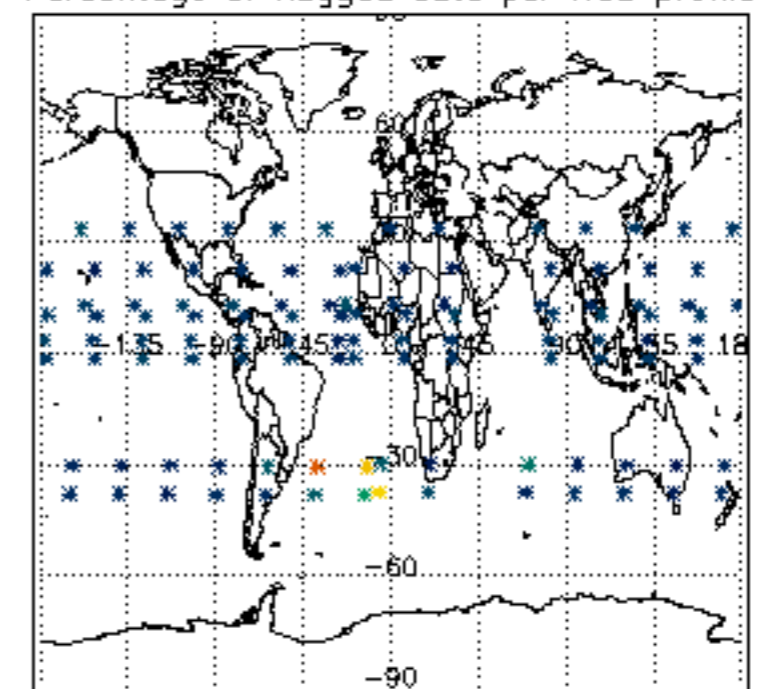
Percentage of flagged data per H2O profile

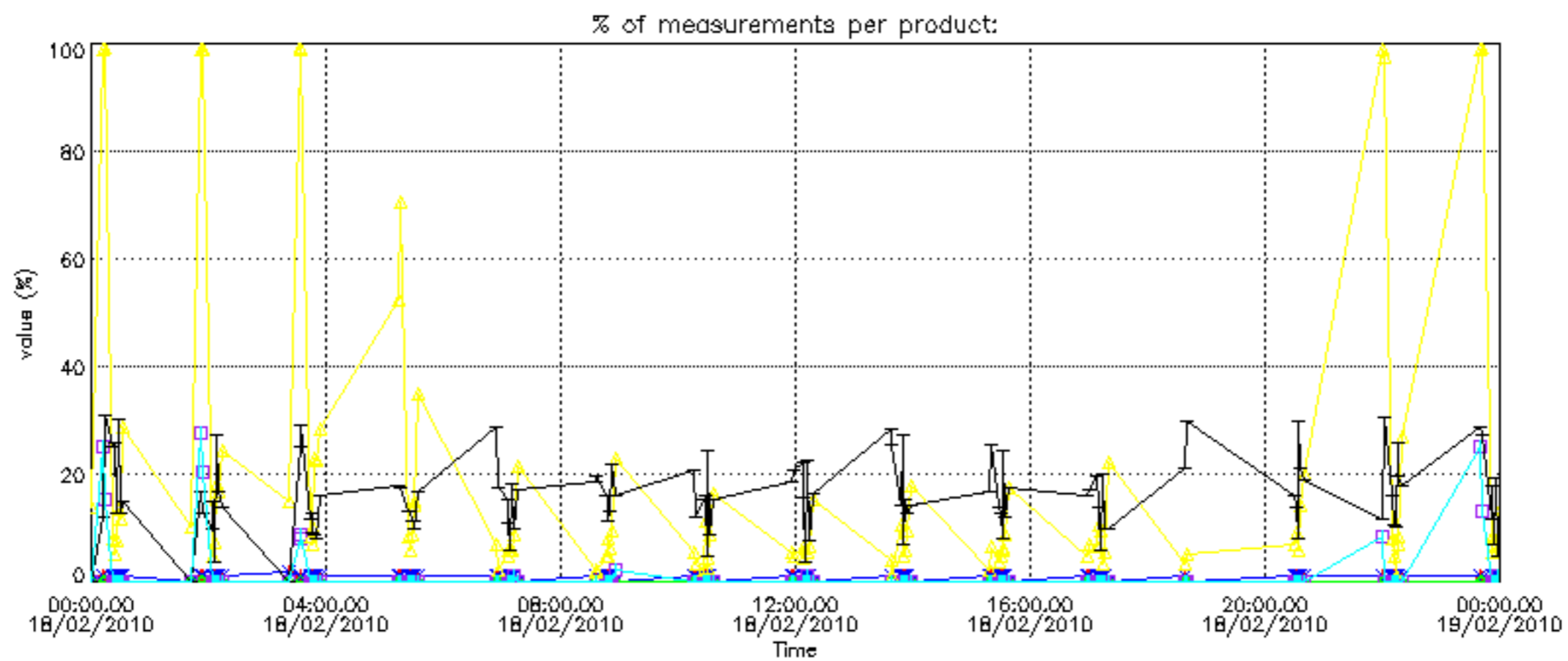


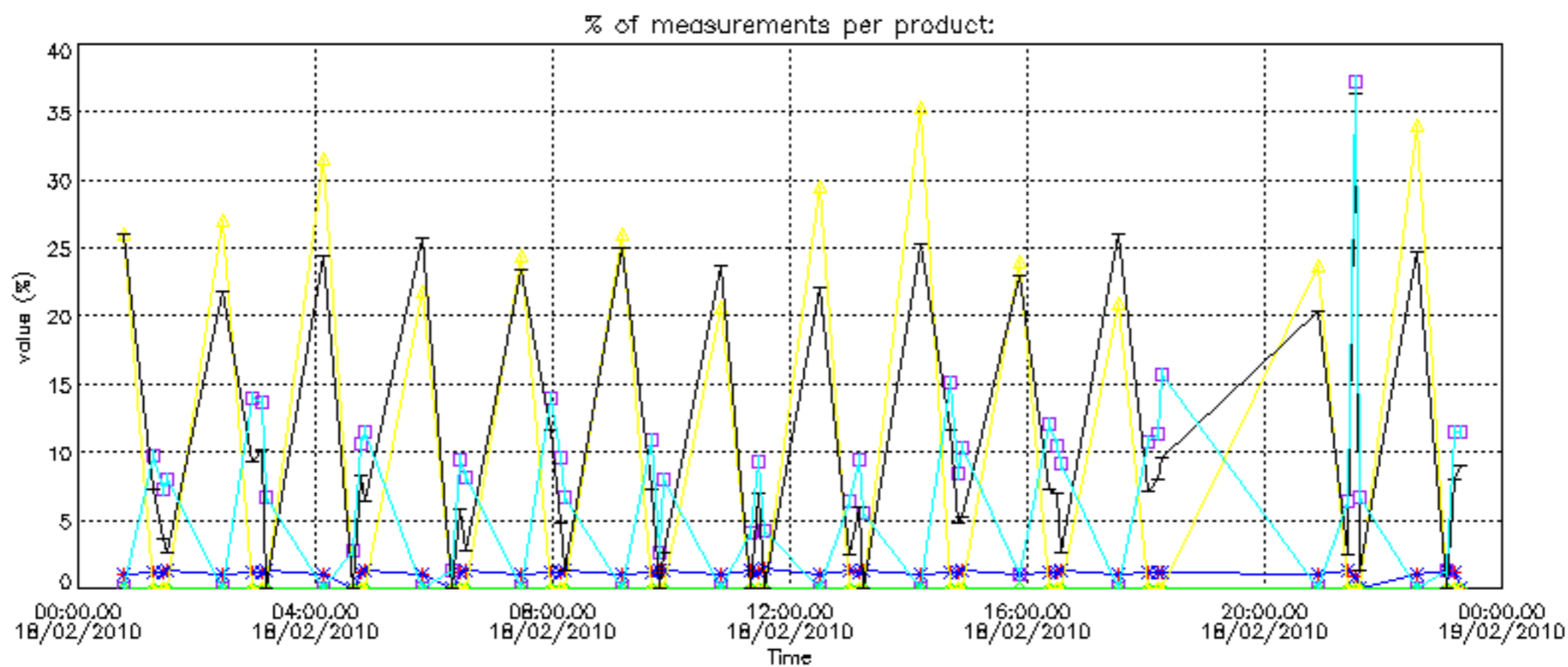
Percentage of flagged data per NO2 profile



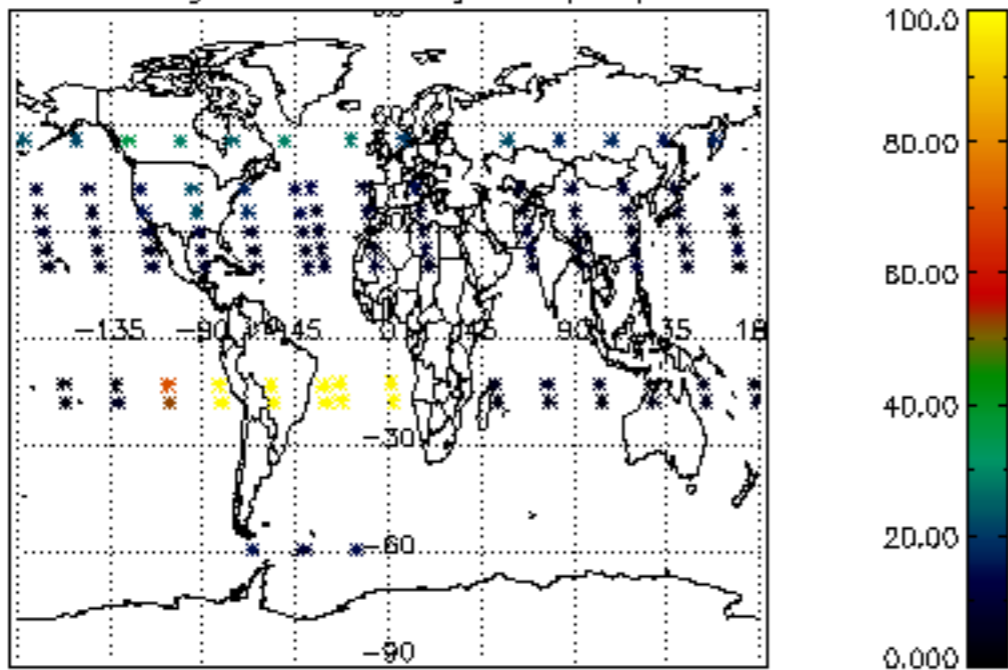
Percentage of flagged data per NO3 profile



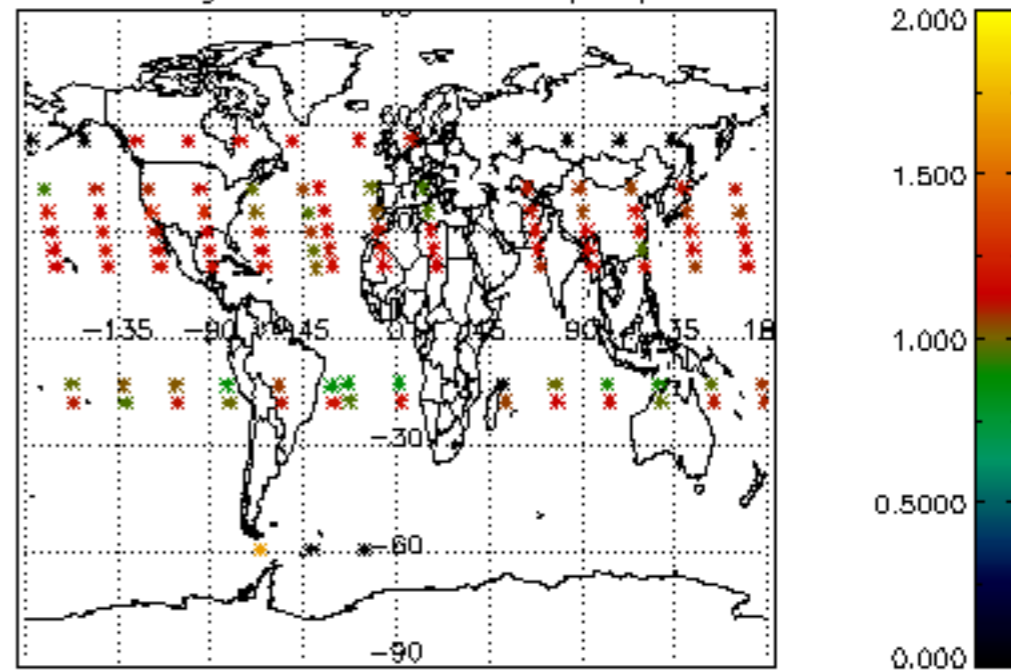




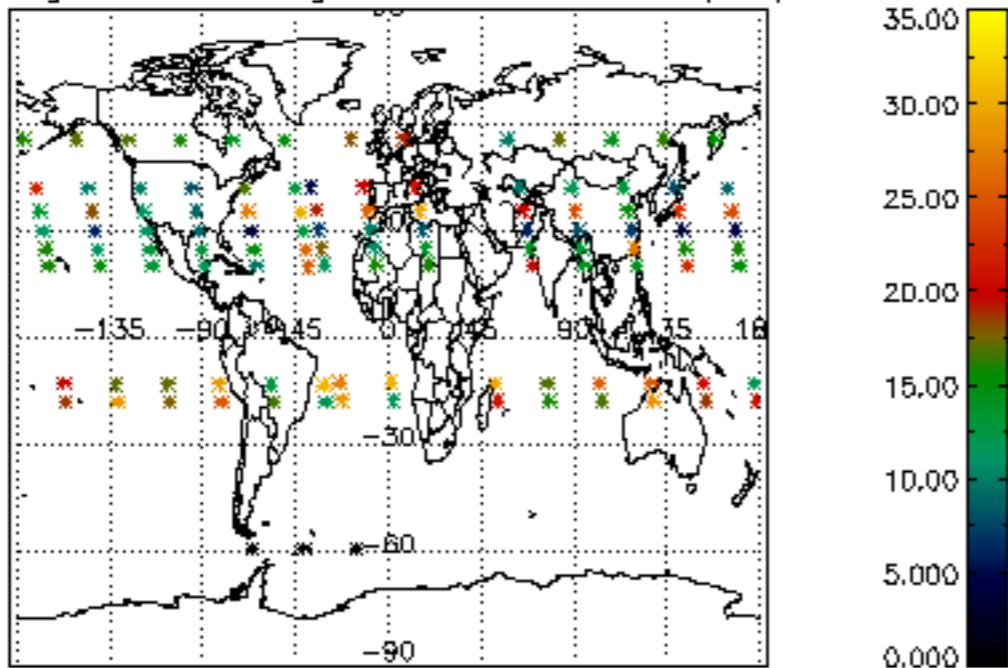
Percentage of cosmic ray hits per profile



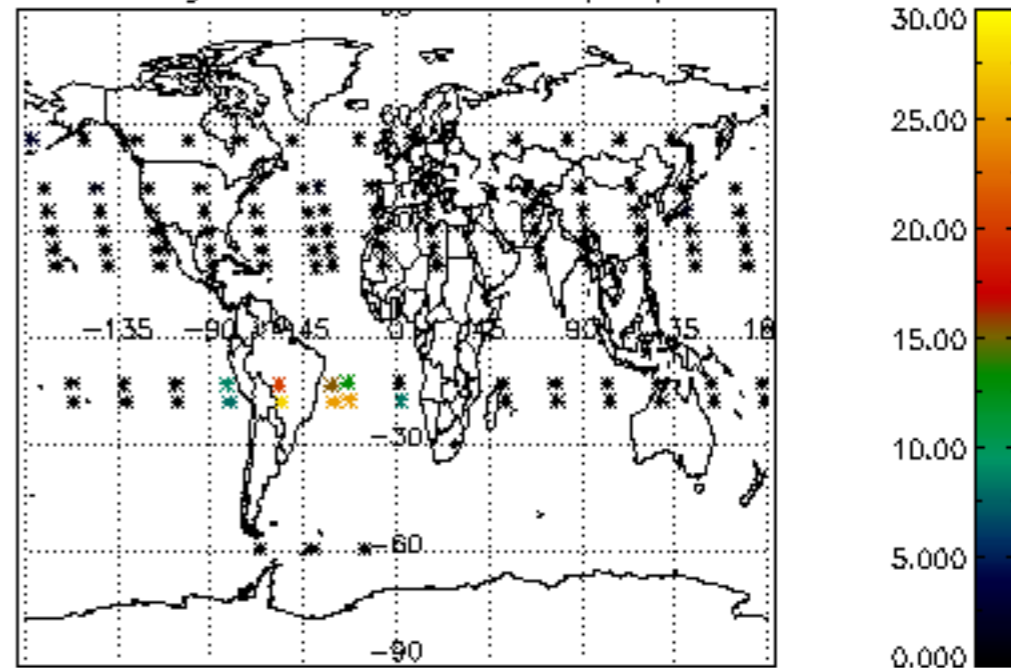
Percentage of datation errors per profile



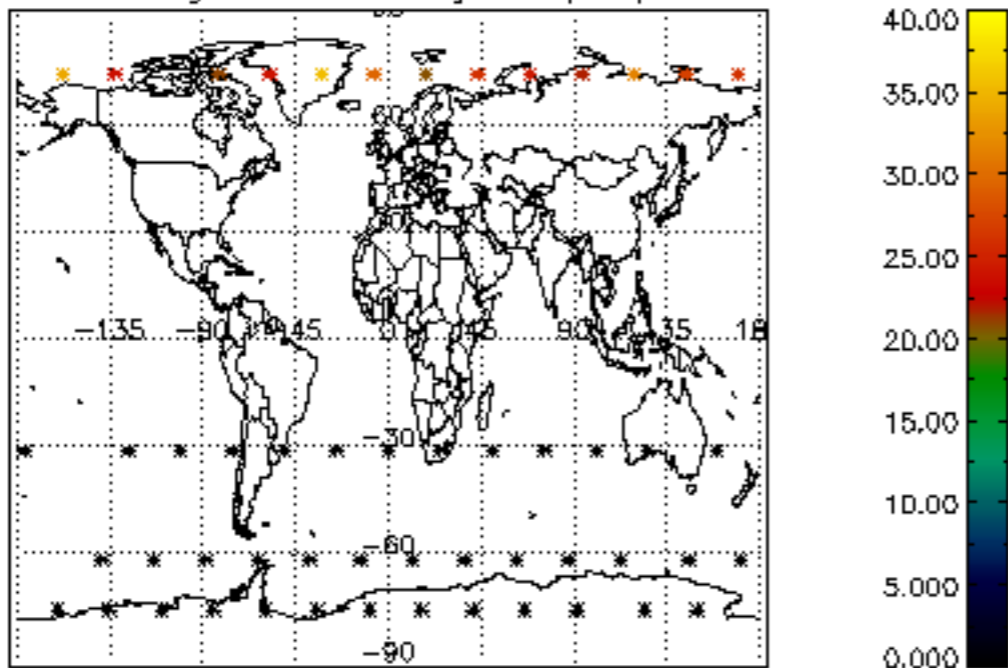
Percentage of star falling outside central band per profile



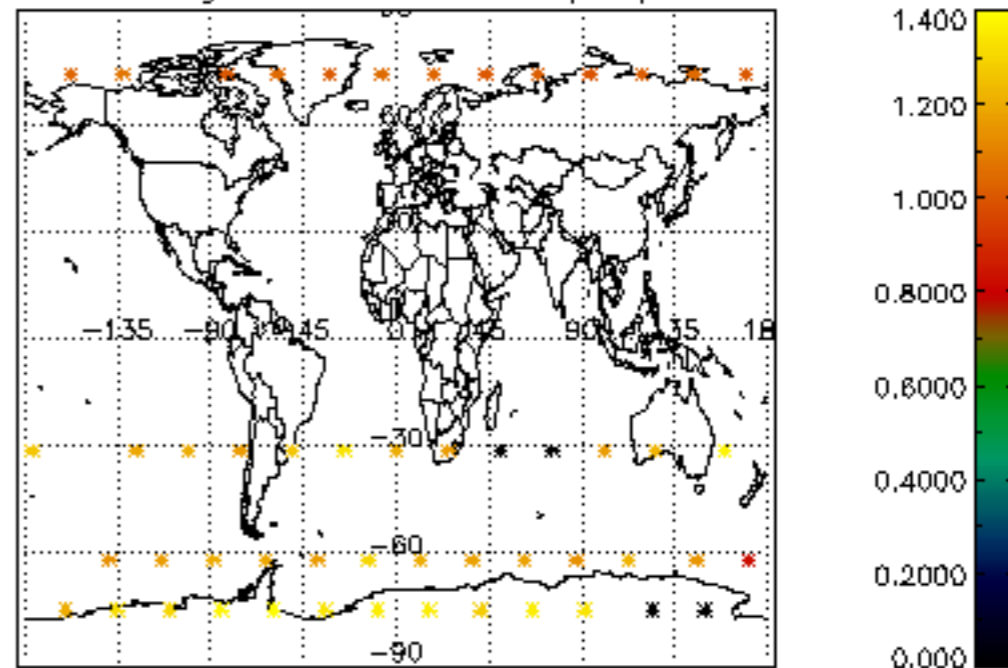
Percentage of saturation errors per profile



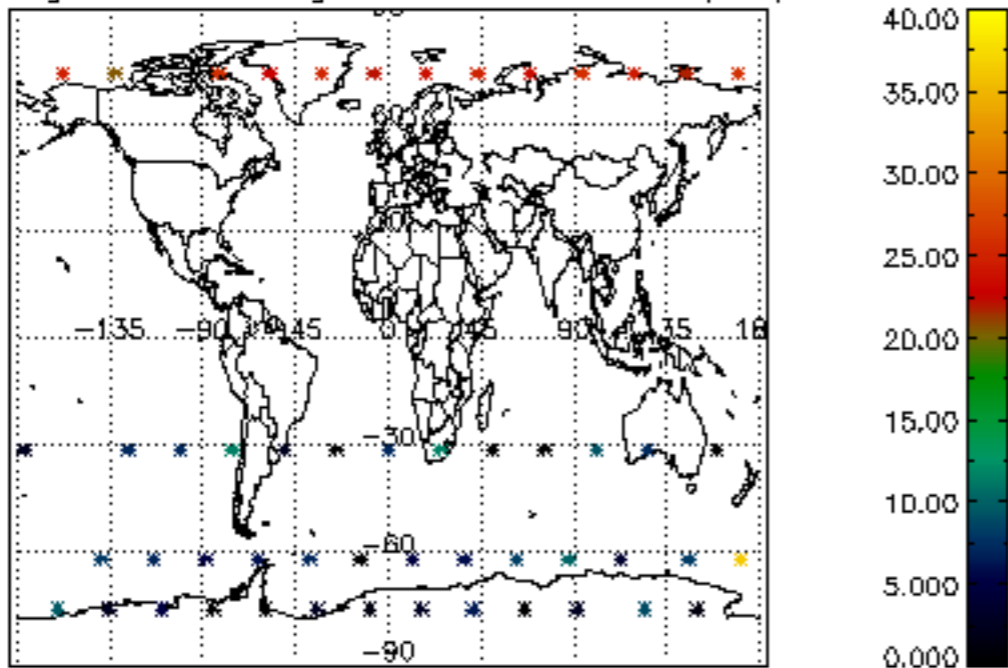
Percentage of cosmic ray hits per profile



Percentage of datation errors per profile



Percentage of star falling outside central band per profile



Percentage of saturation errors per profile

