

GOMOS Level 2 Daily Report

SUMMARY

[1. General Info](#)

[2. Summary of processed GOM_NL_2P products](#)

[3. Level 2 Quality information per product](#)

[3.1 Plot of level 2 quality information per product \(time dependant\)](#)

[3.2 Plot of level 2 quality information per product \(world map\)](#)

[4. Level 1 Quality information per product \(stored on level 2 products\)](#)

[4.1 Plot of level 1 quality information per product \(time dependant\)](#)

[4.1.1 Plot of level 1 quality information per product \(time dependant\): ASCENDING](#)

[4.1.2 Plot of level 1 quality information per product \(time dependant\): DESCENDING](#)

[4.2 Plot of level 1 quality information per product \(world map\)](#)

[4.2.1 Plot of level 1 quality information per product \(world map\): ASCENDING](#)

[4.2.2 Plot of level 1 quality information per product \(world map\): DESCENDING](#)

[5. Ozone profiles based on quality statistics and other trace gas profiles](#)

[5.1 Ozone statistics based on quality of products](#)

[5.2 Plot ozone profiles for all STD \(dark without errors\)](#)

[5.3 Plot ozone profiles where STD < 20% \(dark without errors\)](#)

[5.4. Plot ozone profiles where STD < 10% \(dark without errors\)](#)

[5.5. Plot ozone profiles where STD < 5% \(dark without errors\)](#)

[5.6 Plot NO2 profiles for all STD \(dark without errors\)](#)

[5.7 Plot NO3 profiles for all STD \(dark without errors\)](#)

[5.8 Plot H2O profiles \(only for occultations of stars 1,2,3,4,13,14,16,26,63 dark without errors\) for all STD](#)

[6. Auxiliary Data Files used for the production reported in section 2](#)

This report presents the daily analysis on parameters extracted from GOMOS level 2 data (GOM_NL__2P). It is intended to monitor some important parameters that will impact the quality of these products. A list of level 2 products (and content) that have arrived during the reporting day to the PCF is also given.

Item	Value
Time of report generation	26APR2013 17:26:56
Data source version	GOMOS/6.01
Start time of products	16-02-2010 (16FEB2010 00:00:00)
Stop time of products	17-02-2010 (17FEB2010 00:00:00)
Store outputs in DB	Yes
Nb of level 2 prods	101
Nb of prods with errors	0

2. Summary of processed GOM_NL__2P products.

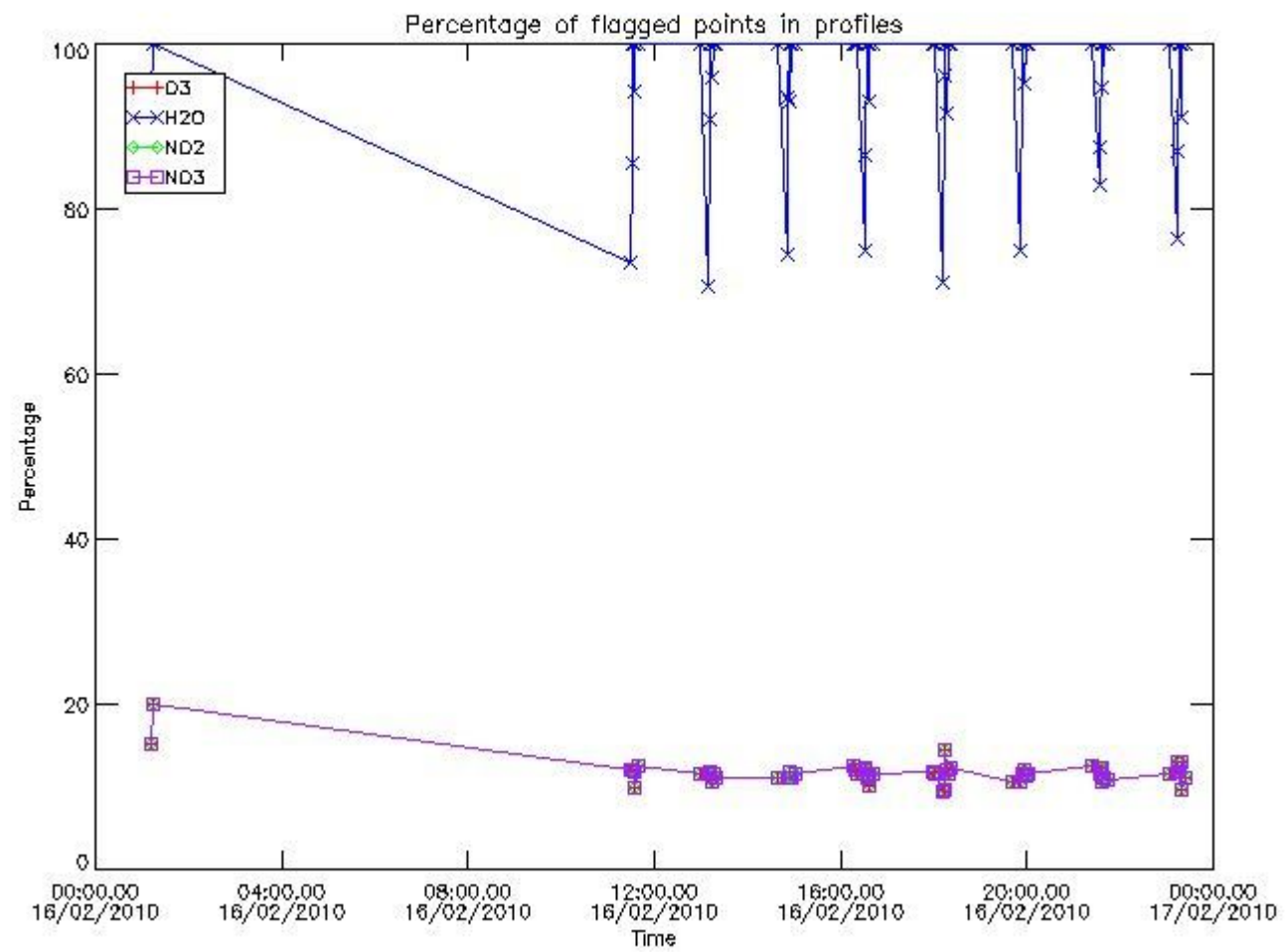
Nr	Filename	UTC Start time	Limb	Duration	Star Id	Star Name	Star Mag	Star Temp	Nb Meas	Orbit	Prod. error
1	GOM_NL__2PRFIN20100216_000856_00000522087_00002_41639_5340.N1	16-FEB-2010 00:08:56	Straylight	51.500	48	30Alp Hya	1.9770	4100.0	103	41639	No
2	GOM_NL__2PRFIN20100216_003910_00000412087_00002_41639_5341.N1	16-FEB-2010 00:39:10	Bright	40.500	60	7Bet UMi	2.0810	3950.0	81	41639	No
3	GOM_NL__2PRFIN20100216_004750_00000432087_00002_41639_5342.N1	16-FEB-2010 00:47:50	Bright	43.000	130	23Bet Dra	2.7990	5800.0	86	41639	No
4	GOM_NL__2PRFIN20100216_005206_00000362087_00002_41639_5343.N1	16-FEB-2010 00:52:06	Bright	36.000	5	3Alp Lyr	0.033000	11000.	72	41639	No
5	GOM_NL__2PRFIN20100216_010331_00000512087_00002_41639_5344.N1	16-FEB-2010 01:03:31	Twilight_stray	50.500	126	60Bet Oph	2.7700	4250.0	101	41639	No
6	GOM_NL__2PRFIN20100216_011055_00000402087_00002_41639_5345.N1	16-FEB-2010 01:10:55	Dark	40.000	86	35Eta Oph	2.4300	10200.	80	41639	No
7	GOM_NL__2PRFIN20100216_011513_00000402087_00002_41639_5346.N1	16-FEB-2010 01:15:13	Dark	40.000	25	35Lam Sco	1.6200	28000.	80	41639	No
8	GOM_NL__2PRFIN20100216_112931_00000422087_00009_41646_5408.N1	16-FEB-2010 11:29:31	Dark	42.000	4	Alp1Cen	-0.010000	5800.0	84	41646	No
9	GOM_NL__2PRFIN20100216_113050_00000422087_00009_41646_5409.N1	16-FEB-2010 11:30:50	Dark	42.000	10	Bet Cen	0.61000	28000.	84	41646	No
10	GOM_NL__2PRFIN20100216_113214_00000432087_00009_41646_5410.N1	16-FEB-2010 11:32:14	Dark	42.500	77	Eps Cen	2.3030	28000.	85	41646	No
11	GOM_NL__2PRFIN20100216_113353_00000522087_00009_41646_5411.N1	16-FEB-2010 11:33:53	Dark	51.500	12	Alp1Cru	0.77500	30000.	103	41646	No
12	GOM_NL__2PRFIN20100216_113536_00000522087_00009_41646_5412.N1	16-FEB-2010 11:35:36	Dark	51.500	64	Gam Cen	2.2000	10600.	103	41646	No
13	GOM_NL__2PRFIN20100216_113938_00000412087_00009_41646_5413.N1	16-FEB-2010 11:39:38	Dark	40.500	113	Mu Vel	2.6920	5000.0	81	41646	No
14	GOM_NL__2PRFIN20100216_115308_00000512087_00009_41646_5414.N1	16-FEB-2010 11:53:08	Straylight	50.500	48	30Alp Hya	1.9770	4100.0	101	41646	No
15	GOM_NL__2PRFIN20100216_122320_00000402087_00009_41646_5415.N1	16-FEB-2010 12:23:20	Bright	40.000	60	7Bet UMi	2.0810	3950.0	80	41646	No
16	GOM_NL__2PRFIN20100216_123200_00000402087_00009_41646_5416.N1	16-FEB-2010 12:32:00	Bright	39.500	130	23Bet Dra	2.7990	5800.0	79	41646	No
17	GOM_NL__2PRFIN20100216_123618_00000422087_00009_41646_5417.N1	16-FEB-2010 12:36:18	Bright	41.500	5	3Alp Lyr	0.033000	11000.	83	41646	No
18	GOM_NL__2PRFIN20100216_124746_00000522087_00009_41646_5418.N1	16-FEB-2010 12:47:46	Twilight_stray	51.500	126	60Bet Oph	2.7700	4250.0	103	41646	No
19	GOM_NL__2PRFIN20100216_125928_00000452087_00009_41646_5419.N1	16-FEB-2010 12:59:28	Dark	44.500	25	35Lam Sco	1.6200	28000.	89	41646	No
20	GOM_NL__2PRFIN20100216_131007_00000452087_00010_41647_5416.N1	16-FEB-2010 13:10:07	Dark	44.500	4	Alp1Cen	-0.010000	5800.0	89	41647	No
21	GOM_NL__2PRFIN20100216_131126_00000452087_00010_41647_5417.N1	16-FEB-2010 13:11:26	Dark	44.500	10	Bet Cen	0.61000	28000.	89	41647	No
22	GOM_NL__2PRFIN20100216_131250_00000432087_00010_41647_5418.N1	16-FEB-2010 13:12:50	Dark	43.000	77	Eps Cen	2.3030	28000.	86	41647	No
23	GOM_NL__2PRFIN20100216_131429_00000492087_00010_41647_5419.N1	16-FEB-2010 13:14:29	Dark	48.500	12	Alp1Cru	0.77500	30000.	97	41647	No
24	GOM_NL__2PRFIN20100216_131612_00000482087_00010_41647_5420.N1	16-FEB-2010 13:16:12	Dark	48.000	64	Gam Cen	2.2000	10600.	96	41647	No
25	GOM_NL__2PRFIN20100216_132013_00000452087_00010_41647_5421.N1	16-FEB-2010 13:20:13	Dark	45.000	113	Mu Vel	2.6920	5000.0	90	41647	No
26	GOM_NL__2PRFIN20100216_133344_00000482087_00010_41647_5422.N1	16-FEB-2010 13:33:44	Straylight	47.500	48	30Alp Hya	1.9770	4100.0	95	41647	No
27	GOM_NL__2PRFIN20100216_140355_00000372087_00010_41647_5423.N1	16-FEB-2010 14:03:55	Bright	36.500	60	7Bet UMi	2.0810	3950.0	73	41647	No
28	GOM_NL__2PRFIN20100216_141236_00000432087_00010_41647_5424.N1	16-FEB-2010 14:12:36	Bright	43.000	130	23Bet Dra	2.7990	5800.0	86	41647	No
29	GOM_NL__2PRFIN20100216_141654_00000382087_00010_41647_5425.N1	16-FEB-2010 14:16:54	Bright	37.500	5	3Alp Lyr	0.033000	11000.	75	41647	No
30	GOM_NL__2PRFIN20100216_142823_00000512087_00010_41647_5426.N1	16-FEB-2010 14:28:23	Twilight_stray	50.500	126	60Bet Oph	2.7700	4250.0	101	41647	No
31	GOM_NL__2PRFIN20100216_144005_00000462087_00010_41647_5427.N1	16-FEB-2010 14:40:05	Dark	45.500	25	35Lam Sco	1.6200	28000.	91	41647	No
32	GOM_NL__2PRFIN20100216_145044_00000462087_00011_41648_5424.N1	16-FEB-2010 14:50:44	Dark	45.500	4	Alp1Cen	-0.010000	5800.0	91	41648	No
33	GOM_NL__2PRFIN20100216_145203_00000462087_00011_41648_5425.N1	16-FEB-2010 14:52:03	Dark	46.000	10	Bet Cen	0.61000	28000.	92	41648	No
34	GOM_NL__2PRFIN20100216_145326_00000462087_00011_41648_5426.N1	16-FEB-2010 14:53:26	Dark	46.000	77	Eps Cen	2.3030	28000.	92	41648	No
35	GOM_NL__2PRFIN20100216_145505_00000432087_00011_41648_5427.N1	16-FEB-2010 14:55:05	Dark	43.000	12	Alp1Cru	0.77500	30000.	86	41648	No
36	GOM_NL__2PRFIN20100216_145649_00000462087_00011_41648_5428.N1	16-FEB-2010 14:56:49	Dark	45.500	64	Gam Cen	2.2000	10600.	91	41648	No
37	GOM_NL__2PRFIN20100216_150049_00000442087_00011_41648_5429.N1	16-FEB-2010 15:00:49	Dark	43.500	113	Mu Vel	2.6920	5000.0	87	41648	No
38	GOM_NL__2PRFIN20100216_151420_00000492087_00011_41648_5430.N1	16-FEB-2010 15:14:20	Straylight	49.000	48	30Alp Hya	1.9770	4100.0	98	41648	No
39	GOM_NL__2PRFIN20100216_154431_00000422087_00011_41648_5431.N1	16-FEB-2010 15:44:31	Bright	42.000	60	7Bet UMi	2.0810	3950.0	84	41648	No
40	GOM_NL__2PRFIN20100216_155312_00000392087_00011_41648_5432.N1	16-FEB-2010 15:53:12	Bright	38.500	130	23Bet Dra	2.7990	5800.0	77	41648	No
41	GOM_NL__2PRFIN20100216_155730_00000362087_00011_41648_5433.N1	16-FEB-2010 15:57:30	Bright	35.500	5	3Alp Lyr	0.033000	11000.	71	41648	No
42	GOM_NL__2PRFIN20100216_160859_00000512087_00011_41648_5434.N1	16-FEB-2010 16:08:59	Twilight_stray	50.500	126	60Bet Oph	2.7700	4250.0	101	41648	No

43	GOM_NL__2PRFIN20100216_161603_000000412087_00011_41648_5435.N1	16-FEB-2010 16:16:03	Dark	41.000	137	22Lam Sgr	2.8240	4400.0	82	41648	No
44	GOM_NL__2PRFIN20100216_161829_000000432087_00011_41648_5436.N1	16-FEB-2010 16:18:29	Dark	42.500	38	20Eps Sgr	1.8360	11000.	85	41648	No
45	GOM_NL__2PRFIN20100216_162041_000000442087_00011_41648_5437.N1	16-FEB-2010 16:20:41	Dark	44.000	25	35Lam Sco	1.6200	28000.	88	41648	No
46	GOM_NL__2PRFIN20100216_163120_000000432087_00012_41649_5432.N1	16-FEB-2010 16:31:20	Dark	42.500	4	Alp1Cen	-0.010000	5800.0	85	41649	No
47	GOM_NL__2PRFIN20100216_163239_000000422087_00012_41649_5433.N1	16-FEB-2010 16:32:39	Dark	41.500	10	Bet Cen	0.61000	28000.	83	41649	No
48	GOM_NL__2PRFIN20100216_163403_000000462087_00012_41649_5434.N1	16-FEB-2010 16:34:03	Dark	45.500	77	Eps Cen	2.3030	28000.	91	41649	No
49	GOM_NL__2PRFIN20100216_163541_000000512087_00012_41649_5435.N1	16-FEB-2010 16:35:41	Dark	50.500	12	Alp1Cru	0.77500	30000.	101	41649	No
50	GOM_NL__2PRFIN20100216_163725_000000452087_00012_41649_5436.N1	16-FEB-2010 16:37:25	Dark	45.000	64	Gam Cen	2.2000	10600.	90	41649	No
51	GOM_NL__2PRFIN20100216_164126_000000442087_00012_41649_5437.N1	16-FEB-2010 16:41:26	Dark	43.500	113	Mu Vel	2.6920	5000.0	87	41649	No
52	GOM_NL__2PRFIN20100216_165456_000000502087_00012_41649_5438.N1	16-FEB-2010 16:54:56	Straylight	50.000	48	30Alp Hya	1.9770	4100.0	100	41649	No
53	GOM_NL__2PRFIN20100216_172506_000000452087_00012_41649_5439.N1	16-FEB-2010 17:25:06	Bright	44.500	60	7Bet UMi	2.0810	3950.0	89	41649	No
54	GOM_NL__2PRFIN20100216_173348_000000412087_00012_41649_5440.N1	16-FEB-2010 17:33:48	Bright	41.000	130	23Bet Dra	2.7990	5800.0	82	41649	No
55	GOM_NL__2PRFIN20100216_173806_000000422087_00012_41649_5441.N1	16-FEB-2010 17:38:06	Bright	42.000	5	3Alp Lyr	0.033000	11000.	84	41649	No
56	GOM_NL__2PRFIN20100216_174936_000000532087_00012_41649_5442.N1	16-FEB-2010 17:49:36	Tw_i_and_stray	52.500	126	60Bet Oph	2.7700	4250.0	105	41649	No
57	GOM_NL__2PRFIN20100216_175906_000000442087_00012_41649_5443.N1	16-FEB-2010 17:59:06	Dark	43.500	38	20Eps Sgr	1.8360	11000.	87	41649	No
58	GOM_NL__2PRFIN20100216_180118_000000442087_00012_41649_5444.N1	16-FEB-2010 18:01:18	Dark	44.000	25	35Lam Sco	1.6200	28000.	88	41649	No
59	GOM_NL__2PRFIN20100216_181157_000000542087_00013_41650_5440.N1	16-FEB-2010 18:11:57	Dark	54.000	4	Alp1Cen	-0.010000	5800.0	108	41650	No
60	GOM_NL__2PRFIN20100216_181316_000000532087_00013_41650_5441.N1	16-FEB-2010 18:13:16	Dark	52.500	10	Bet Cen	0.61000	28000.	105	41650	No
61	GOM_NL__2PRFIN20100216_181440_000000432087_00013_41650_5442.N1	16-FEB-2010 18:14:40	Dark	42.500	77	Eps Cen	2.3030	28000.	85	41650	No
62	GOM_NL__2PRFIN20100216_181618_000000432087_00013_41650_5443.N1	16-FEB-2010 18:16:18	Dark	42.500	12	Alp1Cru	0.77500	30000.	85	41650	No
63	GOM_NL__2PRFIN20100216_181802_000000482087_00013_41650_5444.N1	16-FEB-2010 18:18:02	Dark	48.000	64	Gam Cen	2.2000	10600.	96	41650	No
64	GOM_NL__2PRFIN20100216_182202_000000412087_00013_41650_5445.N1	16-FEB-2010 18:22:02	Dark	41.000	113	Mu Vel	2.6920	5000.0	82	41650	No
65	GOM_NL__2PRFIN20100216_183532_000000512087_00013_41650_5446.N1	16-FEB-2010 18:35:32	Straylight	51.000	48	30Alp Hya	1.9770	4100.0	102	41650	No
66	GOM_NL__2PRFIN20100216_190542_000000432087_00013_41650_5447.N1	16-FEB-2010 19:05:42	Bright	42.500	60	7Bet UMi	2.0810	3950.0	85	41650	No
67	GOM_NL__2PRFIN20100216_191423_000000422087_00013_41650_5448.N1	16-FEB-2010 19:14:23	Bright	41.500	130	23Bet Dra	2.7990	5800.0	83	41650	No
68	GOM_NL__2PRFIN20100216_191842_000000412087_00013_41650_5449.N1	16-FEB-2010 19:18:42	Bright	41.000	5	3Alp Lyr	0.033000	11000.	82	41650	No
69	GOM_NL__2PRFIN20100216_193012_000000522087_00013_41650_5450.N1	16-FEB-2010 19:30:12	Tw_i_and_stray	51.500	126	60Bet Oph	2.7700	4250.0	103	41650	No
70	GOM_NL__2PRFIN20100216_194155_000000492087_00013_41650_5451.N1	16-FEB-2010 19:41:55	Dark	48.500	25	35Lam Sco	1.6200	28000.	97	41650	No
71	GOM_NL__2PRFIN20100216_195233_000000492087_00014_41651_5448.N1	16-FEB-2010 19:52:33	Dark	48.500	4	Alp1Cen	-0.010000	5800.0	97	41651	No
72	GOM_NL__2PRFIN20100216_195352_000000442087_00014_41651_5449.N1	16-FEB-2010 19:53:52	Dark	44.000	10	Bet Cen	0.61000	28000.	88	41651	No
73	GOM_NL__2PRFIN20100216_195517_000000442087_00014_41651_5450.N1	16-FEB-2010 19:55:17	Dark	44.000	77	Eps Cen	2.3030	28000.	88	41651	No
74	GOM_NL__2PRFIN20100216_195654_000000432087_00014_41651_5451.N1	16-FEB-2010 19:56:54	Dark	42.500	12	Alp1Cru	0.77500	30000.	85	41651	No
75	GOM_NL__2PRFIN20100216_195839_000000452087_00014_41651_5452.N1	16-FEB-2010 19:58:39	Dark	45.000	64	Gam Cen	2.2000	10600.	90	41651	No
76	GOM_NL__2PRFIN20100216_200239_000000442087_00014_41651_5453.N1	16-FEB-2010 20:02:39	Dark	44.000	113	Mu Vel	2.6920	5000.0	88	41651	No
77	GOM_NL__2PRFIN20100216_201608_000000502087_00014_41651_5454.N1	16-FEB-2010 20:16:08	Straylight	49.500	48	30Alp Hya	1.9770	4100.0	99	41651	No
78	GOM_NL__2PRFIN20100216_204618_000000392087_00014_41651_5455.N1	16-FEB-2010 20:46:18	Bright	39.000	60	7Bet UMi	2.0810	3950.0	78	41651	No
79	GOM_NL__2PRFIN20100216_205459_000000442087_00014_41651_5456.N1	16-FEB-2010 20:54:59	Bright	44.000	130	23Bet Dra	2.7990	5800.0	88	41651	No
80	GOM_NL__2PRFIN20100216_205918_000000372087_00014_41651_5457.N1	16-FEB-2010 20:59:18	Bright	37.000	5	3Alp Lyr	0.033000	11000.	74	41651	No
81	GOM_NL__2PRFIN20100216_211049_000000512087_00014_41651_5458.N1	16-FEB-2010 21:10:49	Tw_i_and_stray	51.000	126	60Bet Oph	2.7700	4250.0	102	41651	No
82	GOM_NL__2PRFIN20100216_212231_000000412087_00014_41651_5459.N1	16-FEB-2010 21:22:31	Dark	41.000	25	35Lam Sco	1.6200	28000.	82	41651	No
83	GOM_NL__2PRFIN20100216_213309_000000422087_00015_41652_5476.N1	16-FEB-2010 21:33:09	Dark	41.500	4	Alp1Cen	-0.010000	5800.0	83	41652	No
84	GOM_NL__2PRFIN20100216_213429_000000452087_00015_41652_5477.N1	16-FEB-2010 21:34:29	Dark	44.500	10	Bet Cen	0.61000	28000.	89	41652	No
85	GOM_NL__2PRFIN20100216_213553_000000422087_00015_41652_5478.N1	16-FEB-2010 21:35:53	Dark	41.500	77	Eps Cen	2.3030	28000.	83	41652	No
86	GOM_NL__2PRFIN20100216_213731_000000482087_00015_41652_5479.N1	16-FEB-2010 21:37:31	Dark	48.000	12	Alp1Cru	0.77500	30000.	96	41652	No
87	GOM_NL__2PRFIN20100216_213915_000000462087_00015_41652_5480.N1	16-FEB-2010 21:39:15	Dark	45.500	64	Gam Cen	2.2000	10600.	91	41652	No
88	GOM_NL__2PRFIN20100216_214315_000000472087_00015_41652_5481.N1	16-FEB-2010 21:43:15	Dark	46.500	113	Mu Vel	2.6920	5000.0	93	41652	No
89	GOM_NL__2PRFIN20100216_215644_000000482087_00015_41652_5482.N1	16-FEB-2010 21:56:44	Straylight	48.000	48	30Alp Hya	1.9770	4100.0	96	41652	No
90	GOM_NL__2PRFIN20100216_222653_000000432087_00015_41652_5483.N1	16-FEB-2010 22:26:53	Bright	42.500	60	7Bet UMi	2.0810	3950.0	85	41652	No
91	GOM_NL__2PRFIN20100216_223535_000000442087_00015_41652_5484.N1	16-FEB-2010 22:35:35	Bright	43.500	130	23Bet Dra	2.7990	5800.0	87	41652	No
92	GOM_NL__2PRFIN20100216_223954_000000412087_00015_41652_5485.N1	16-FEB-2010 22:39:54	Bright	41.000	5	3Alp Lyr	0.033000	11000.	82	41652	No
93	GOM_NL__2PRFIN20100216_225125_000000532087_00015_41652_5486.N1	16-FEB-2010 22:51:25	Tw_i_and_stray	53.000	126	60Bet Oph	2.7700	4250.0	106	41652	No
94	GOM_NL__2PRFIN20100216_230308_000000452087_00015_41652_5487.N1	16-FEB-2010 23:03:08	Dark	44.500	25	35Lam Sco	1.6200	28000.	89	41652	No
95	GOM_NL__2PRFIN20100216_231346_000000432087_00016_41653_5484.N1	16-FEB-2010 23:13:46	Dark	43.000	4	Alp1Cen	-0.010000	5800.0	86	41653	No
96	GOM_NL__2PRFIN20100216_231505_000000432087_00016_41653_5485.N1	16-FEB-2010 23:15:05	Dark	43.000	10	Bet Cen	0.61000	28000.	86	41653	No
97	GOM_NL__2PRFIN20100216_231630_000000442087_00016_41653_5486.N1	16-FEB-2010 23:16:30	Dark	43.500	77	Eps Cen	2.3030	28000.	87	41653	No
98	GOM_NL__2PRFIN20100216_231807_000000402087_00016_41653_5487.N1	16-FEB-2010 23:18:07	Dark	39.500	12	Alp1Cru	0.77500	30000.	79	41653	No
99	GOM_NL__2PRFIN20100216_231952_000000532087_00016_41653_5488.N1	16-FEB-2010 23:19:52	Dark	52.500	64	Gam Cen	2.2000	10600.	105	41653	No
100	GOM_NL__2PRFIN20100216_232351_000000462087_00016_41653_5489.N1	16-FEB-2010 23:23:51	Dark	45.500	113	Mu Vel	2.6920	5000.0	91	41653	No
101	GOM_NL__2PRFIN20100216_233719_000000512087_00016_41653_5490.N1	16-FEB-2010 23:37:19	Straylight	50.500	48	30Alp Hya	1.9770	4100.0	101	41653	No

3. Quality information per product

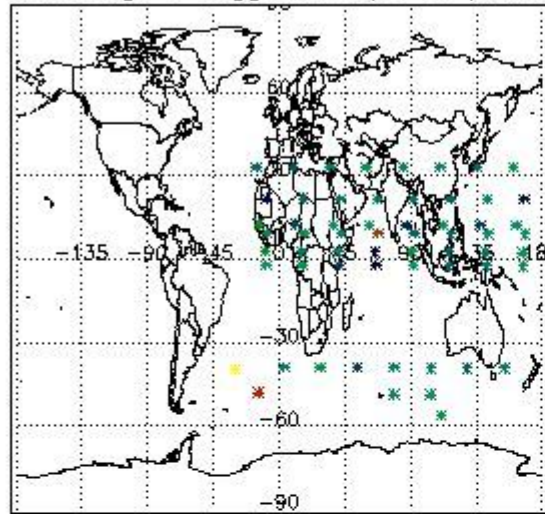
In this section it is plotted some information contained in the Quality Summary data set of the level 2 products. Only products in dark limb conditions and without errors (error flag in the MPH set to "0") are used.

3.1 Plot quality information per product (time dependant)

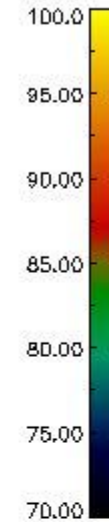
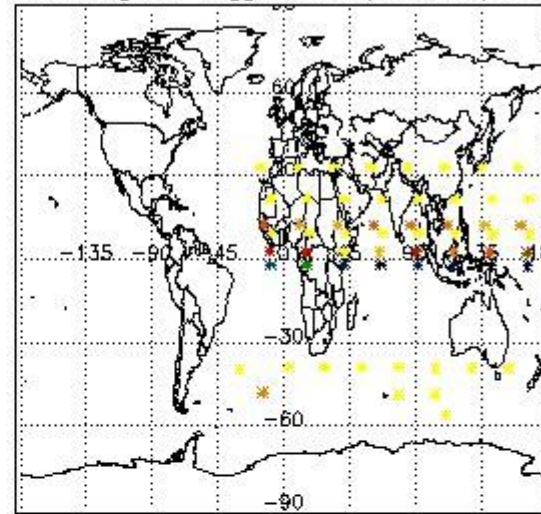


3.2 Plot quality information per product (world map)

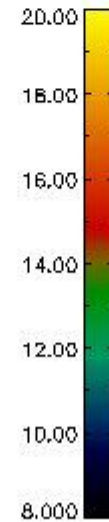
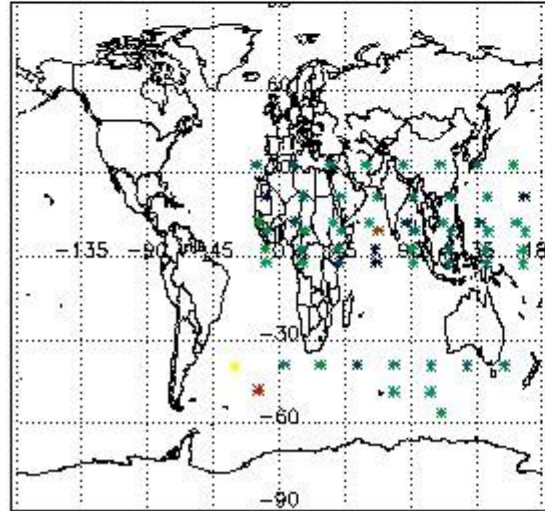
Percentage of flagged data per O3 profile



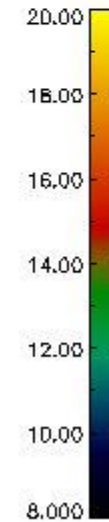
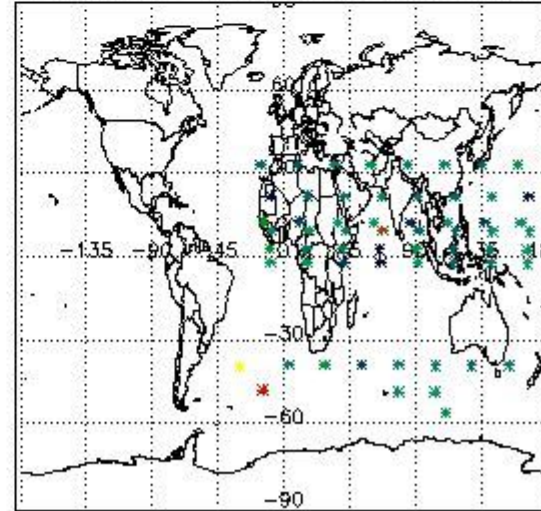
Percentage of flagged data per H2O profile



Percentage of flagged data per NO2 profile



Percentage of flagged data per NO3 profile

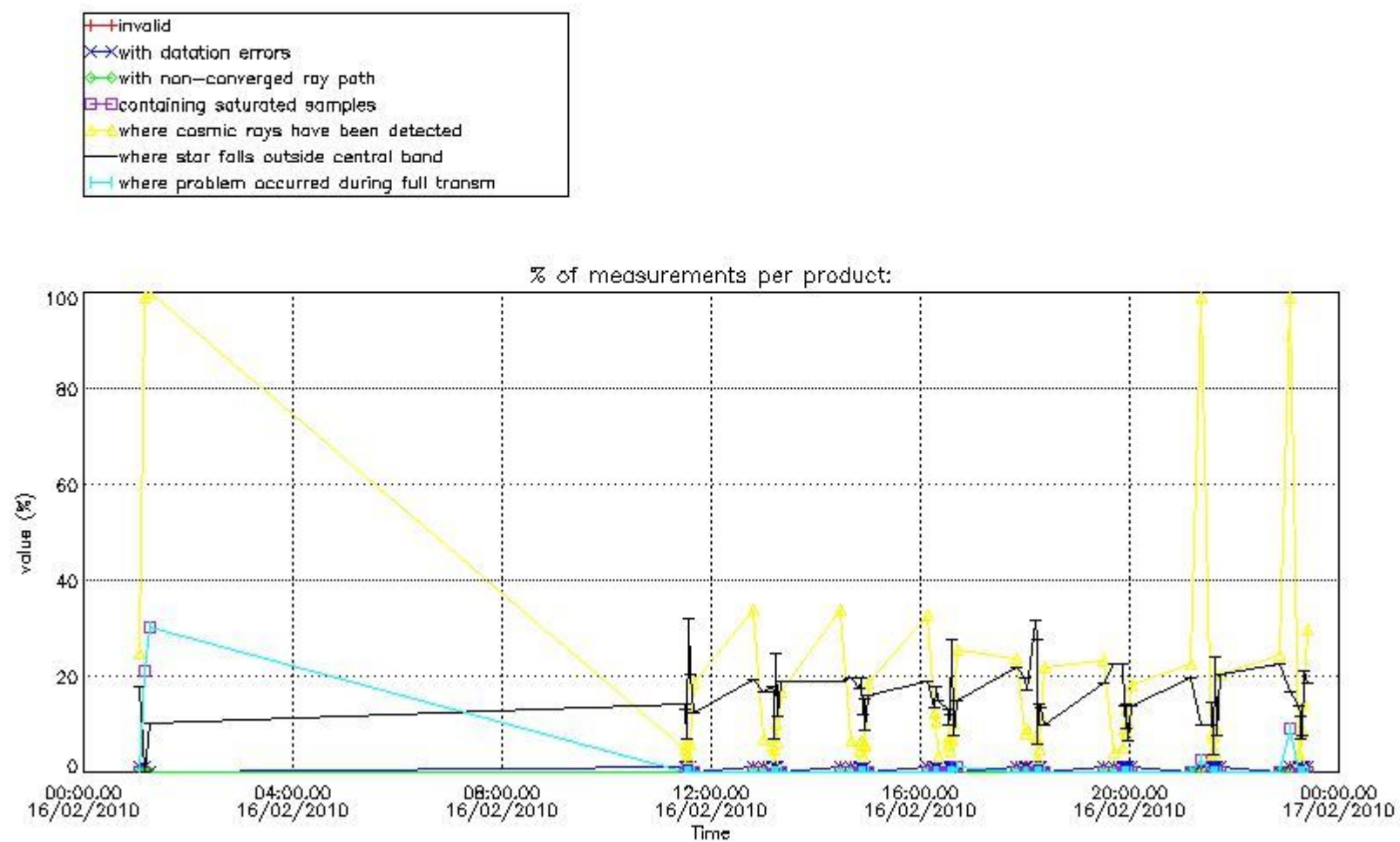


4. Level 1 quality information per product

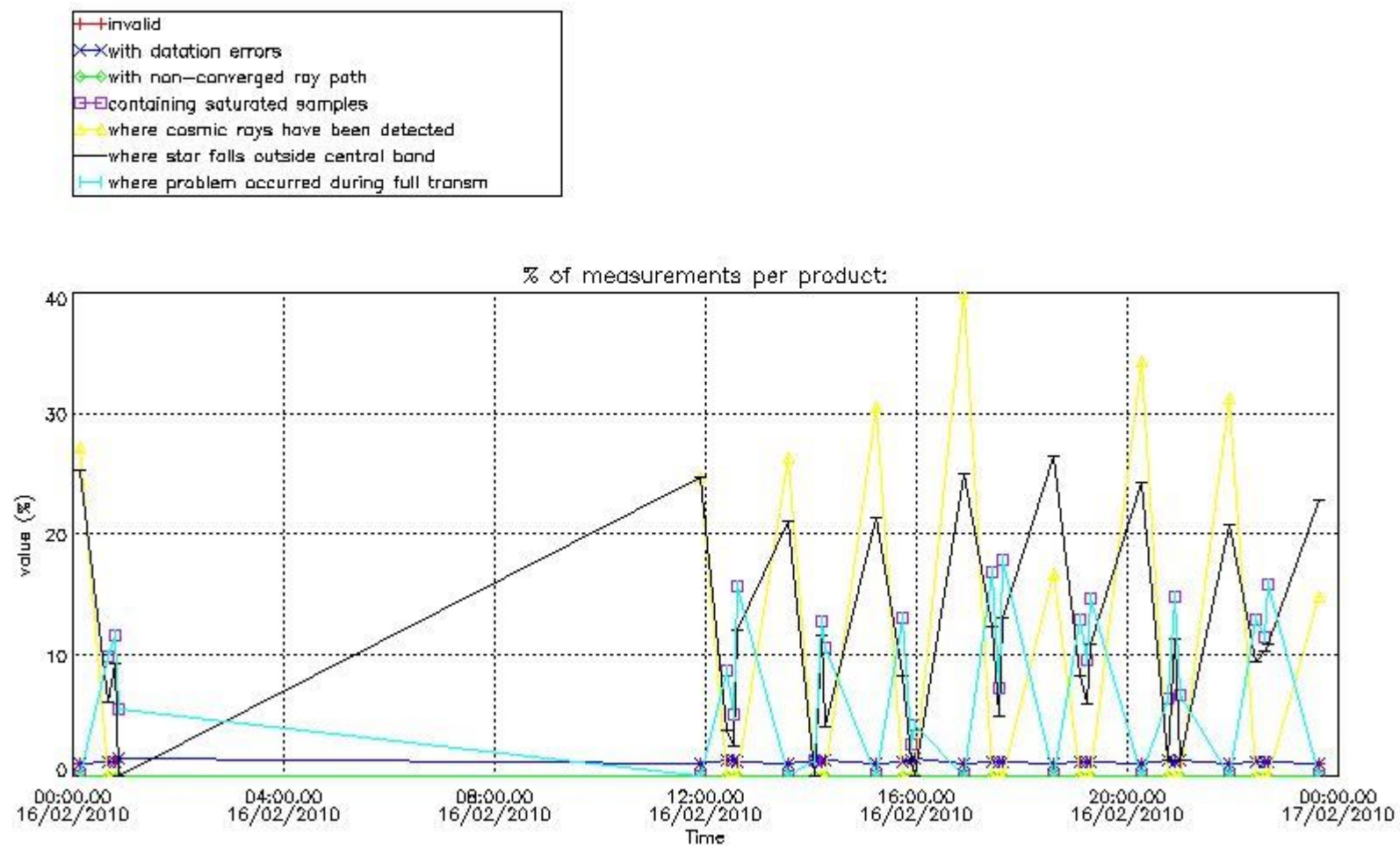
In this section it is plotted some information contained in the Quality Summary data set of the level 2 products that comes from the level 1b processing. Products without errors (error flag in the MPH set to "0") are used.

4.1 Plot quality information per product (time dependant) coming from level 1b processing

4.1.1 Plot level 1 quality information per product (time dependant): ENVISAT ASCENDING passes



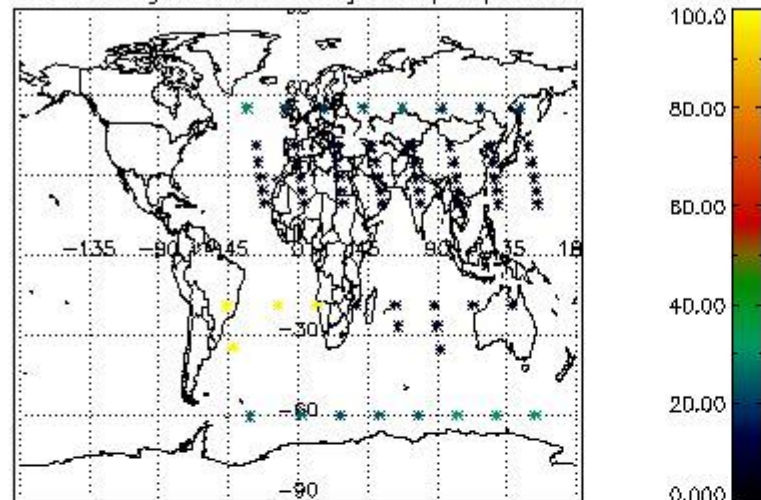
4.1.2 Plot level 1 quality information per product (time dependant): ENVI SAT DESCENDING passes



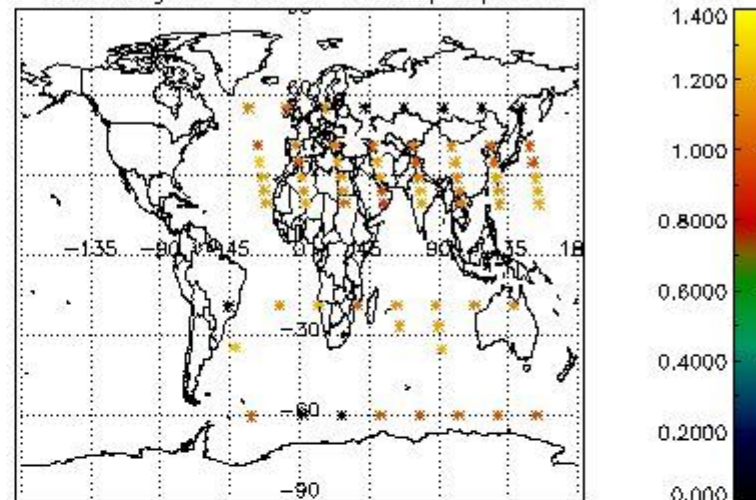
4.2 Plot quality information per product coming from level 1b processing (world map)

4.2.1 Plot level 1 quality information per product (world map): ENVISAT ASCENDING passes

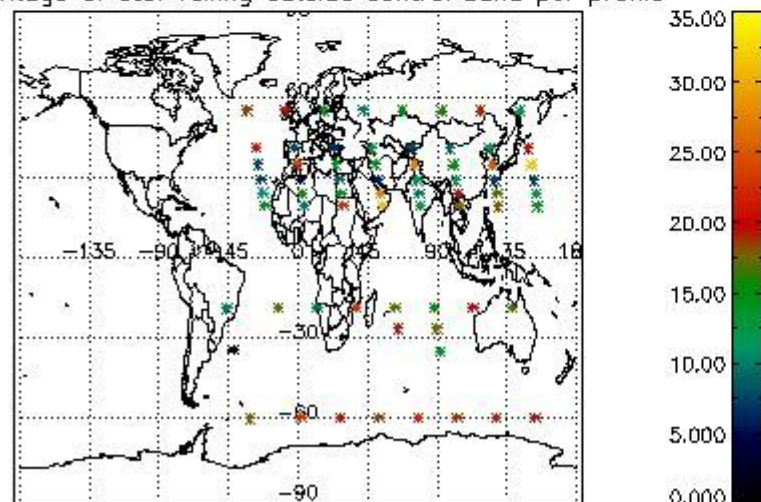
Percentage of cosmic ray hits per profile



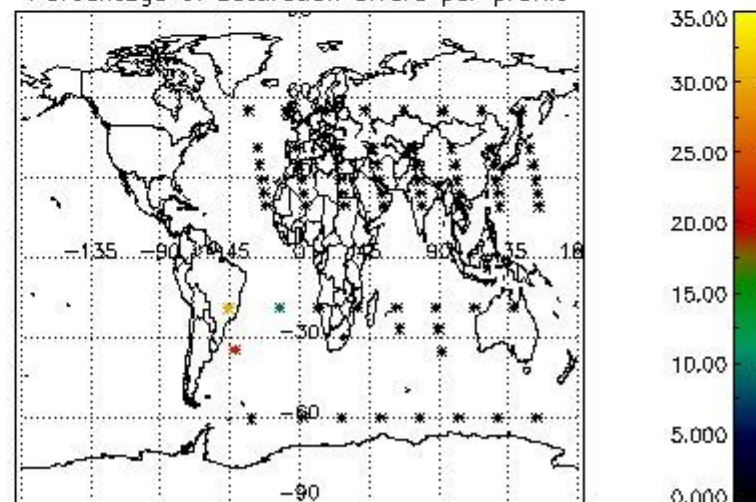
Percentage of datation errors per profile



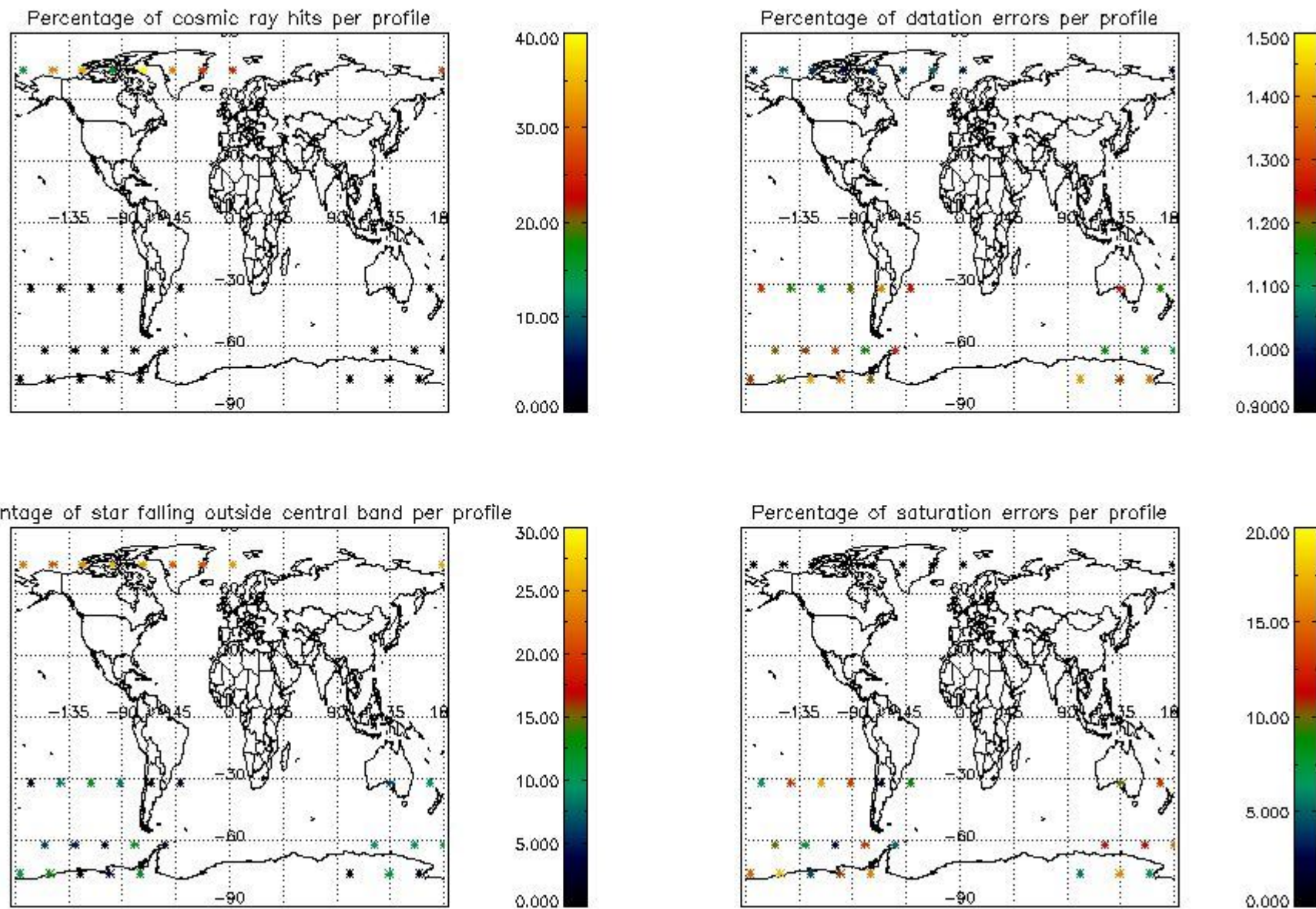
Percentage of star falling outside central band per profile



Percentage of saturation errors per profile



4.2.2 Plot level 1 quality information per product (world map): ENVISAT DESCENDING passes



5. Trace gas profiles

5.1 Ozone statistics based on quality of products

The final quality of the products can be "measured" using the STD (Standard Deviation) attached to every point profile. This information is written to the parameter GOM_NL__2P/NL_LOCAL_SPECIES_DENSITY/o3_std of the level 2 products. The table below shows the statistics for given STD ranges.

The statistics are given with respect to the overall valid production:

- Products without fatal errors: GOM_NL__2P/MPH/PRODUCT_ERR=0
- Valid point profile: GOM_NL__2P/NL_LOCAL_SPECIES_DENSITY/pcd(0)=0

The 'Criteria' is applied to valid points of dark limb products:

- Products in dark limb illumination condition: GOM_NL__2P/NL_SUMMARY_QUALITY/obs_ill_cond=0
- Products without fatal errors: GOM_NL__2P/MPH/PRODUCT_ERR=0
- Valid point profile: GOM_NL__2P/NL_LOCAL_SPECIES_DENSITY/pcd(0)=0

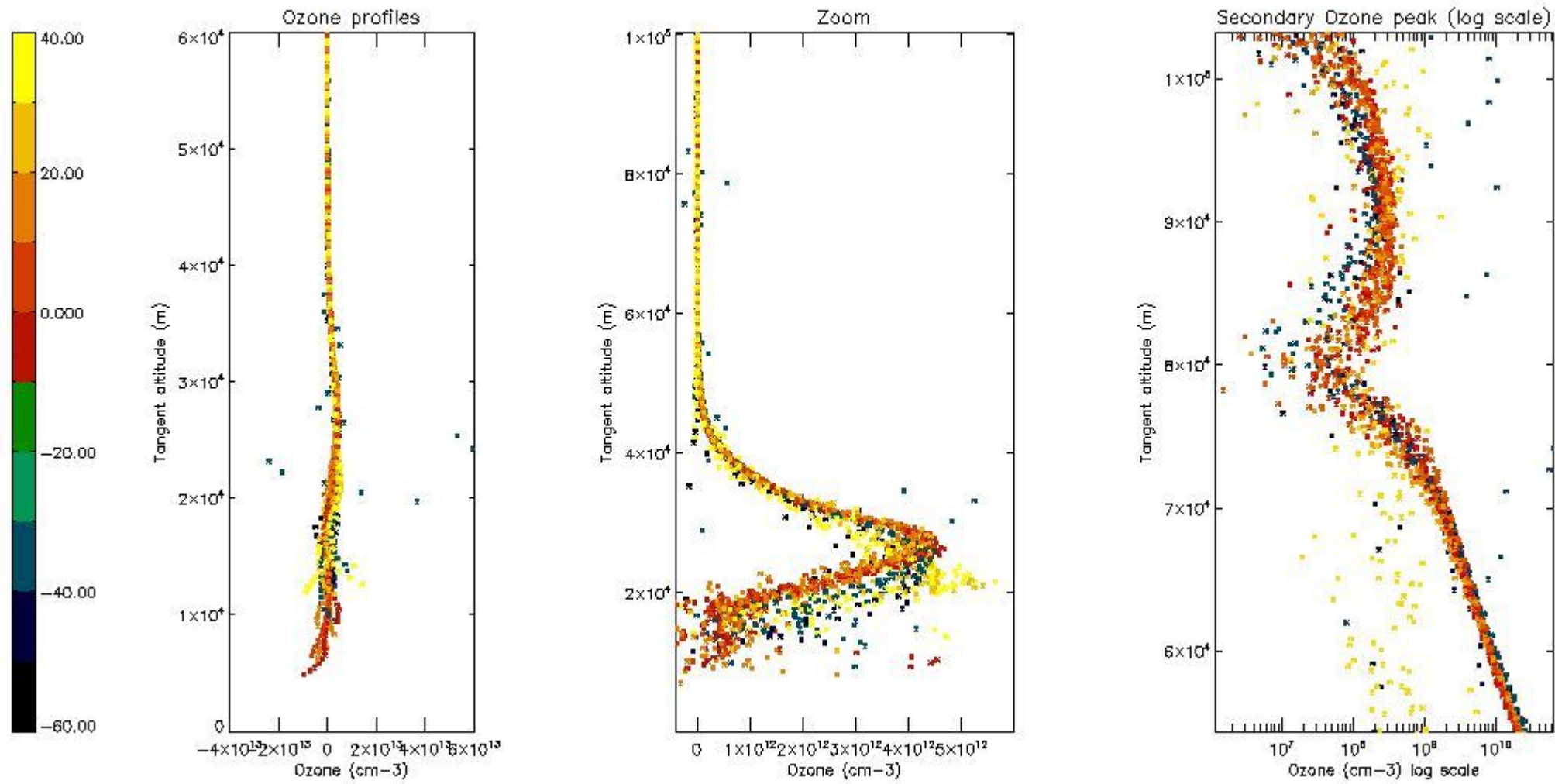
So, the table below shows the percentage of dark limb and valid observations for each criteria with respect to the overall valid daily observations.

Criteria	% of total production
All STD	60
STD < 20	34

STD < 10	28
STD < 5	21

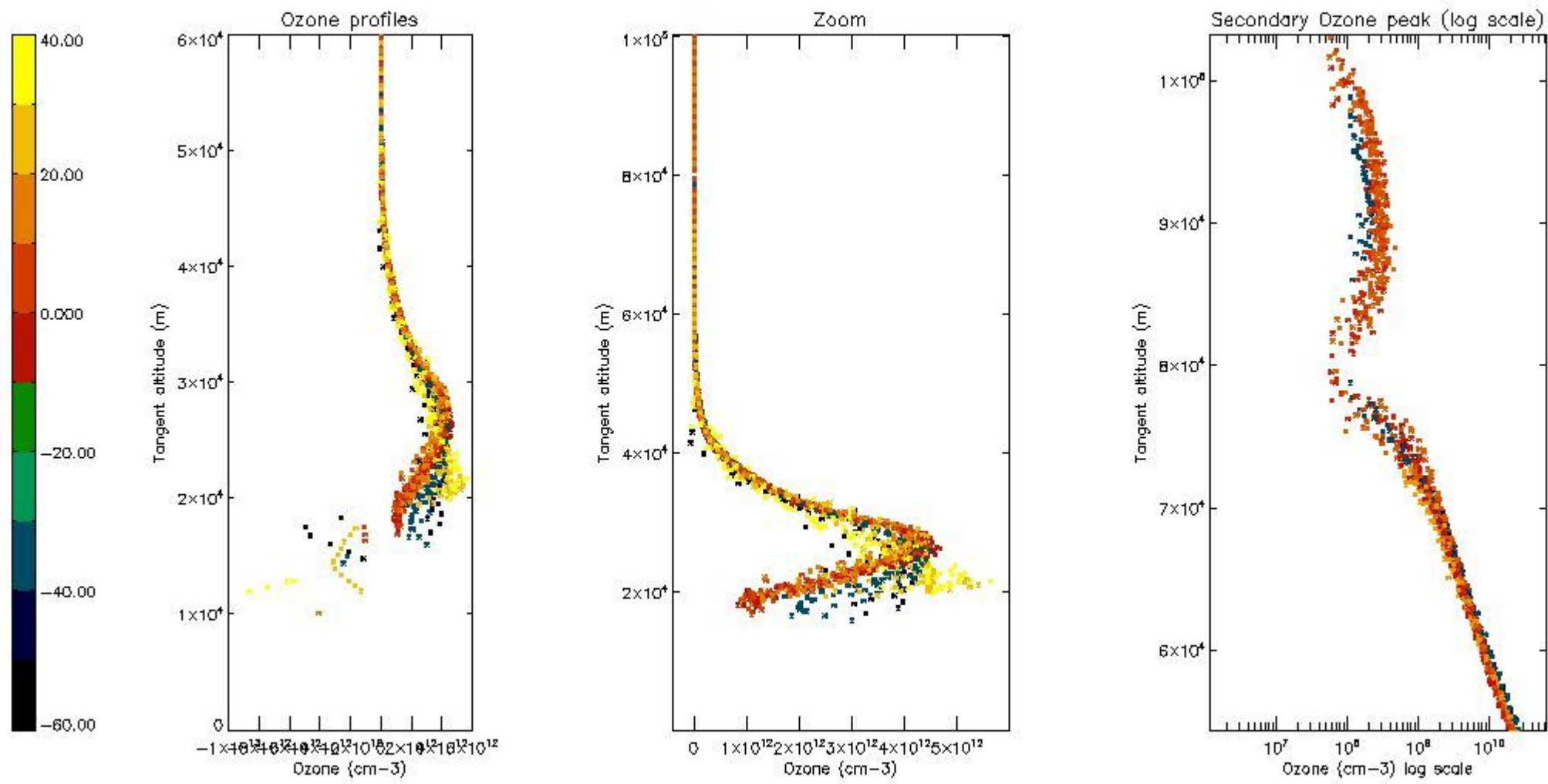
5.2 Plot ozone profiles for all STD (dark without errors)

The colorbar represents the latitude.



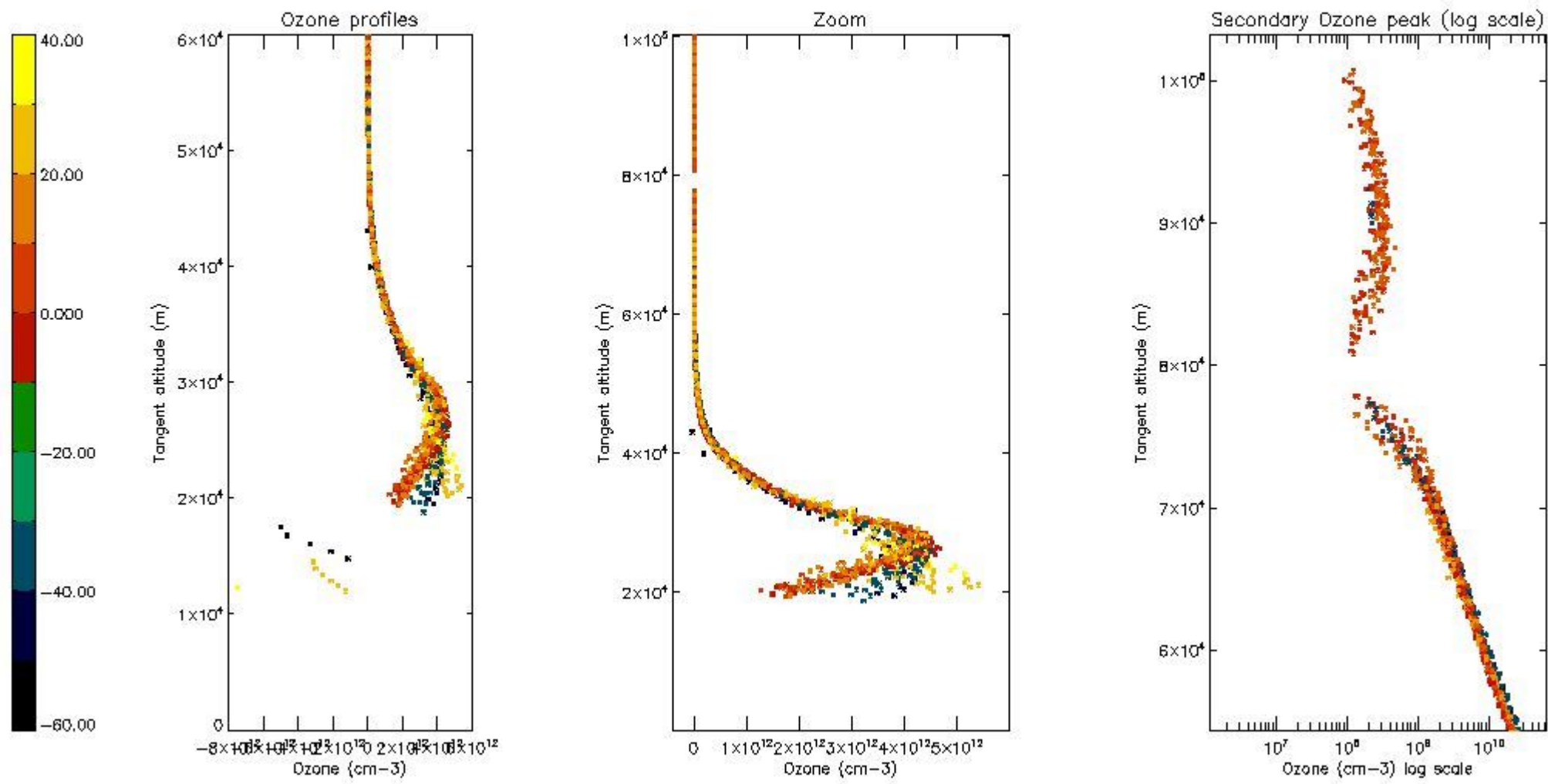
5.3 Plot ozone profiles where STD < 20% (dark without errors)

The colorbar represents the latitude.



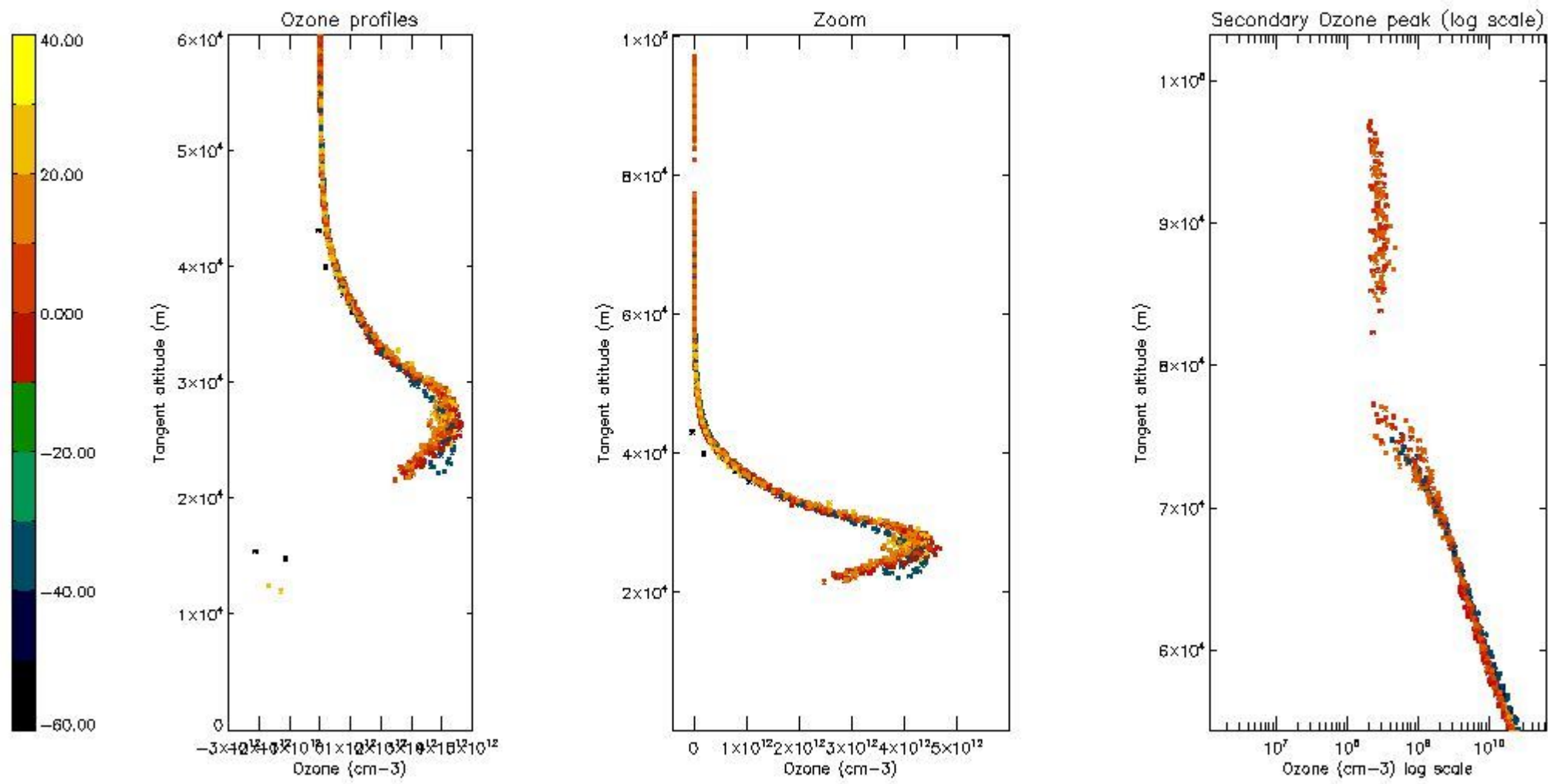
5.4 Plot ozone profiles where STD < 10% (dark without errors)

The colorbar represents the latitude.



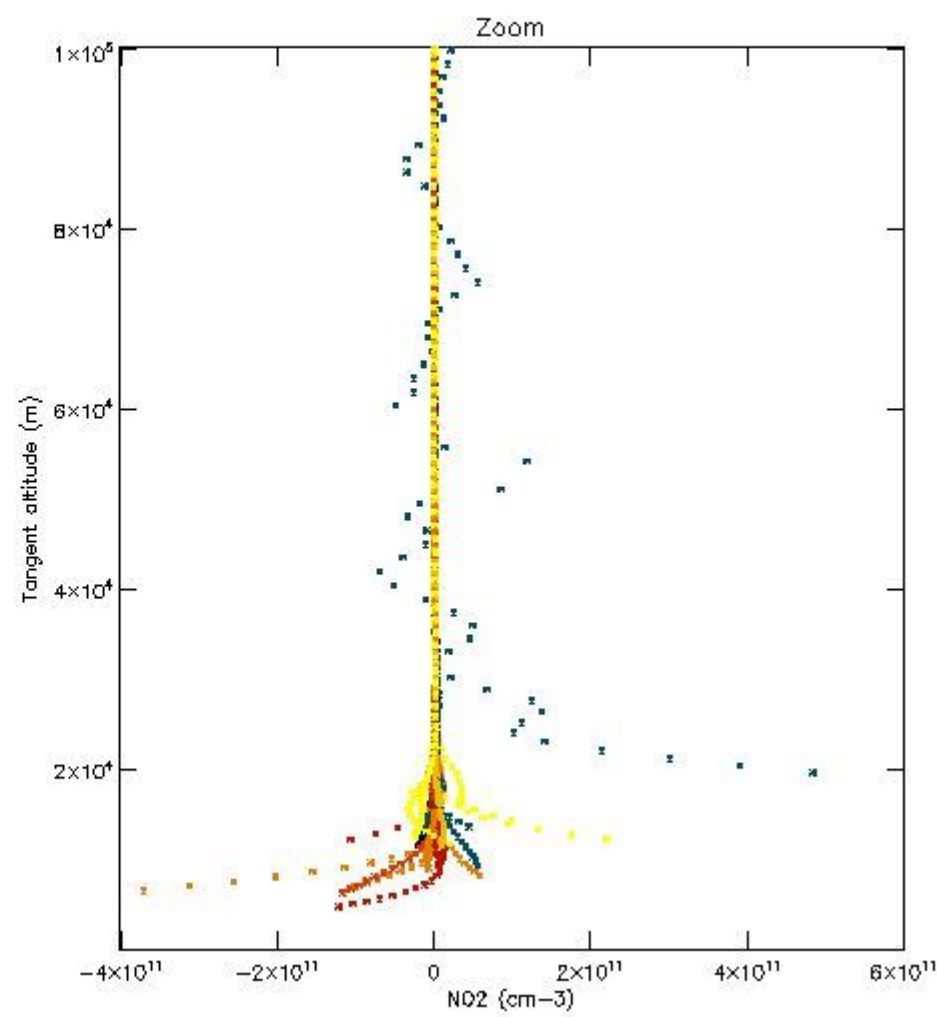
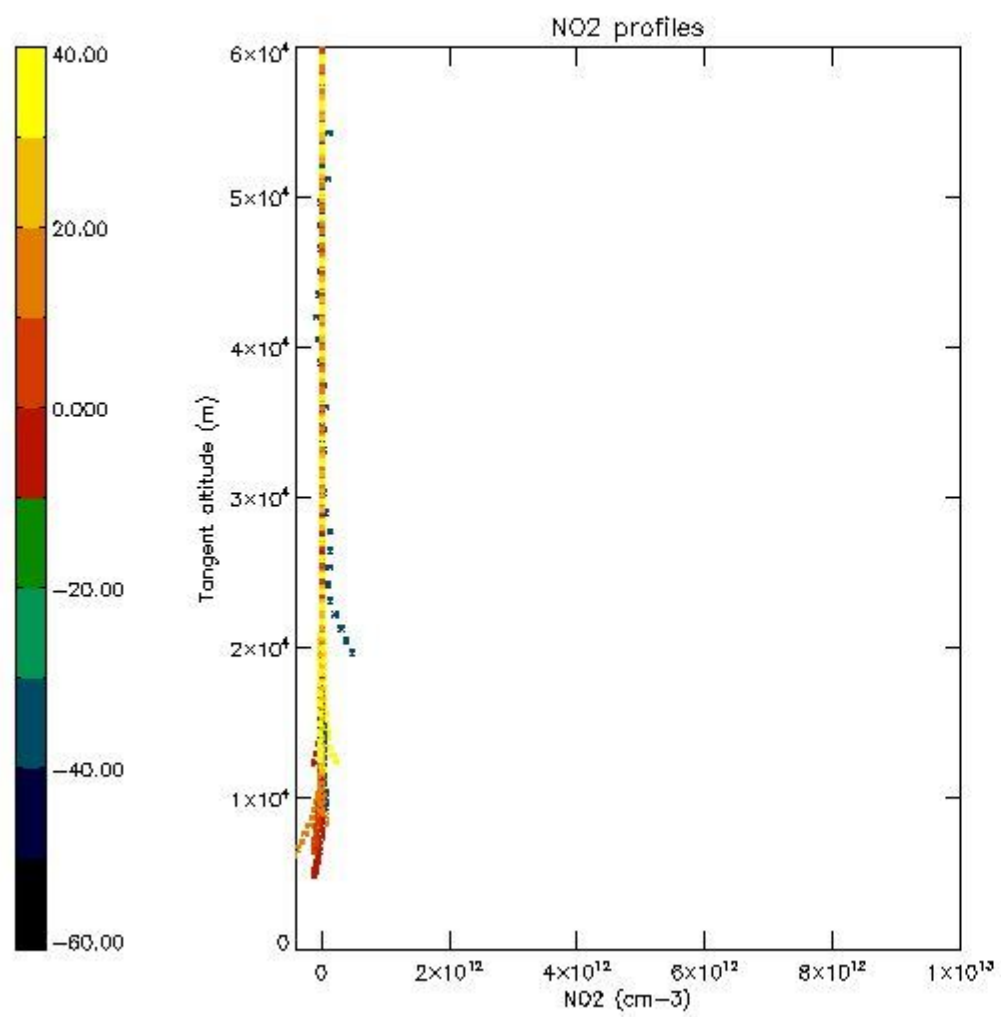
5.5 Plot ozone profiles where STD < 5% (dark without errors)

The colorbar represents the latitude.



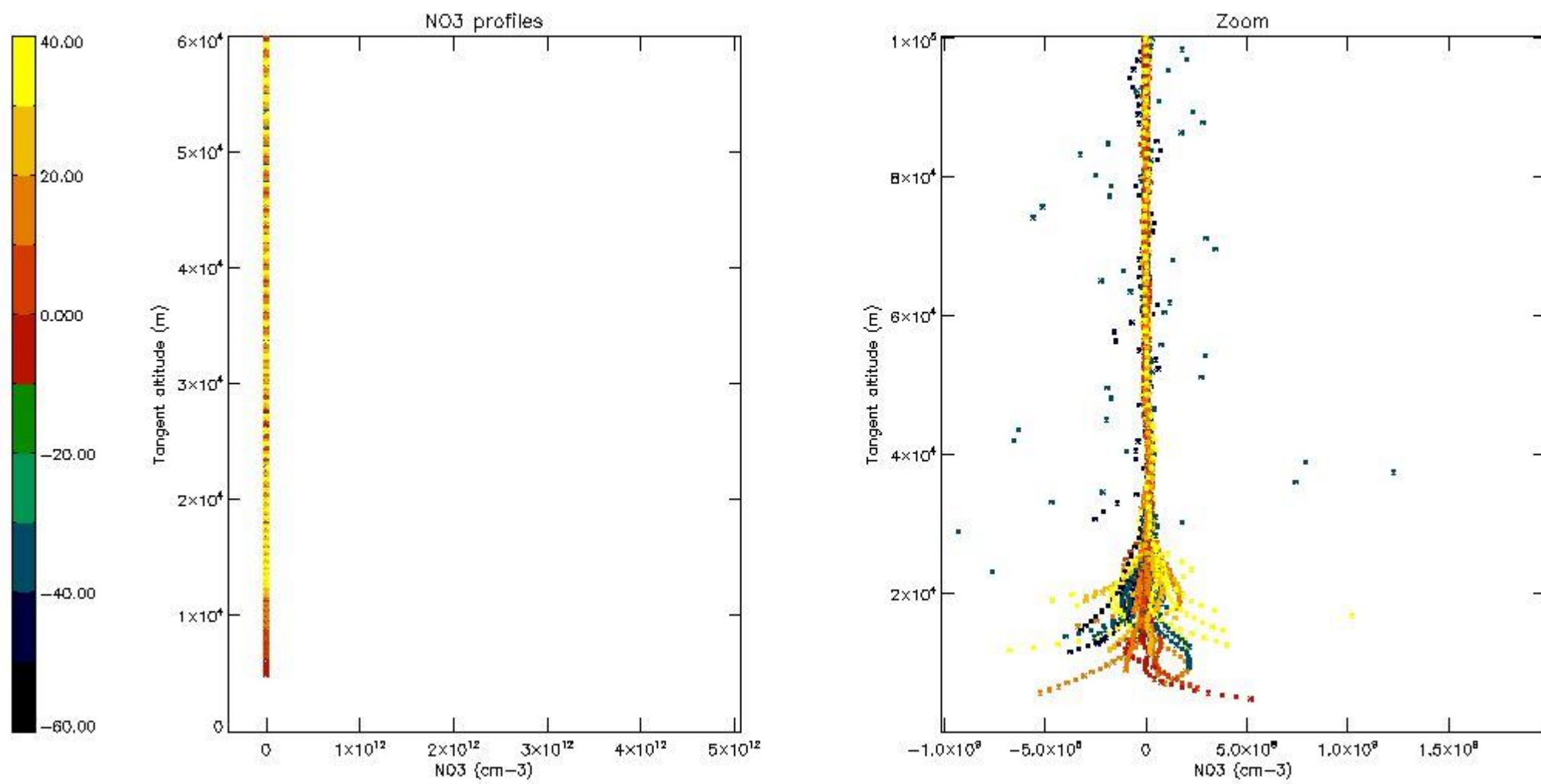
5.6 Plot NO₂ profiles for all STD (dark without errors)

The colorbar represents the latitude.



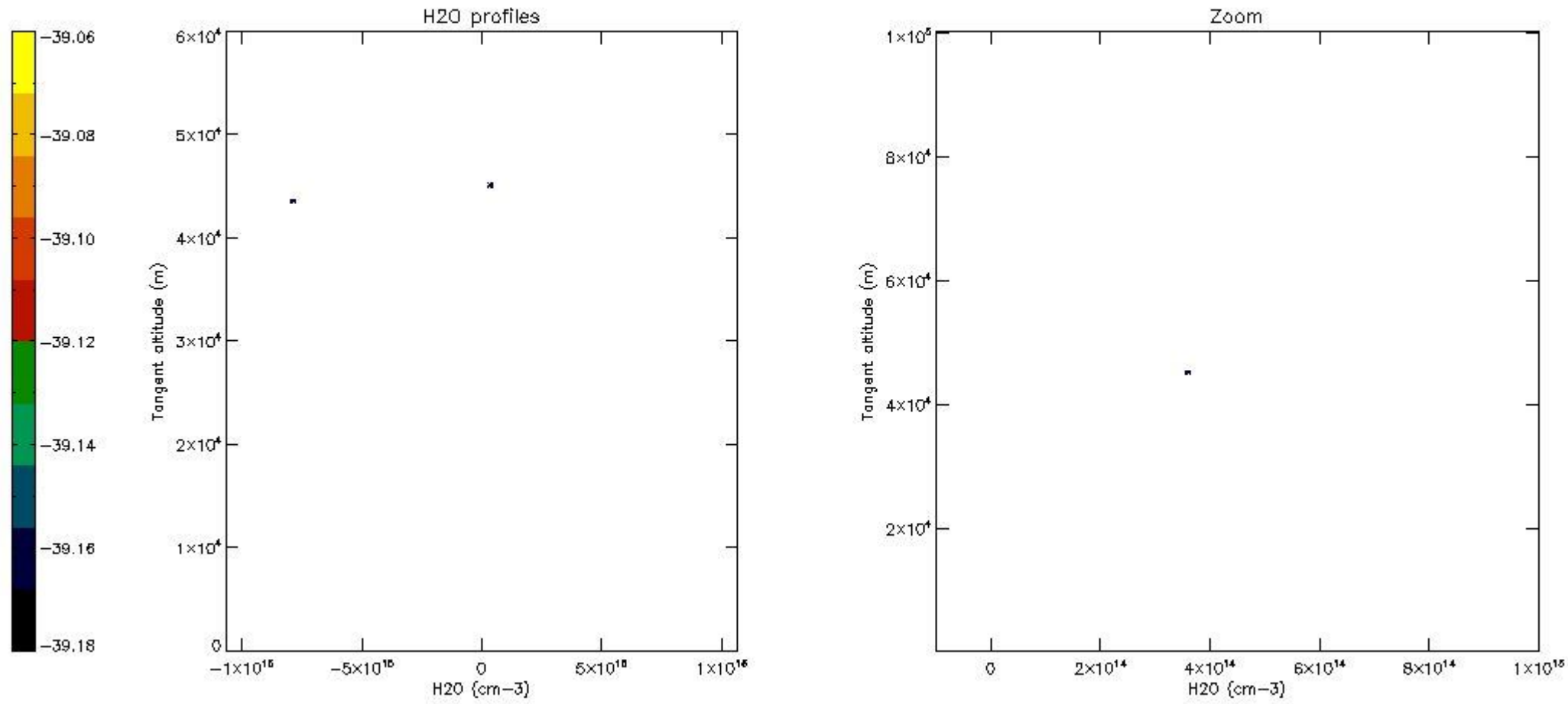
5.7 Plot NO3 profiles for all STD (dark without errors)

The colorbar represents the latitude.



5.8 Plot H2O profiles for all STD (only for occultations of stars 1,2,3,4,13,14,16,26,63 dark without errors)

The colorbar represents the latitude.



6. Auxiliary Data Files used for the production reported in section 2

The number reported in the third column indicates since which file (see list in section 2) the corresponding auxiliary file has been used. The fourth column is the date of those product files.

Type	Auxiliary Filename	Used since product	Used since product date
INST_PHYS_CHARACTERISTICS	GOM_INS_AXVIEC20091111_143220_20030716_120000_20500101_000000	1	16-FEB-2010 00:08:56
LEVEL-2_PROC_CONFIG	GOM_PR2_AXVIEC20091111_152718_20020301_000000_20500101_000000	1	16-FEB-2010 00:08:56
CROSS_SECTIONS_FILE	GOM_CRS_AXVIEC20091111_154832_20020301_000000_20500101_000000	1	16-FEB-2010 00:08:56

GOMOS Level 2 Daily Report

SUMMARY

[1. General Info](#)

[2. Summary of processed GOM_NL_2P products](#)

[3. Level 2 Quality information per product](#)

[3.1 Plot of level 2 quality information per product \(time dependant\)](#)

[3.2 Plot of level 2 quality information per product \(world map\)](#)

[4. Level 1 Quality information per product \(stored on level 2 products\)](#)

[4.1 Plot of level 1 quality information per product \(time dependant\)](#)

[4.1.1 Plot of level 1 quality information per product \(time dependant\): ASCENDING](#)

[4.1.2 Plot of level 1 quality information per product \(time dependant\): DESCENDING](#)

[4.2 Plot of level 1 quality information per product \(world map\)](#)

[4.2.1 Plot of level 1 quality information per product \(world map\): ASCENDING](#)

[4.2.2 Plot of level 1 quality information per product \(world map\): DESCENDING](#)

[5. Ozone profiles based on quality statistics and other trace gas profiles](#)

[5.1 Ozone statistics based on quality of products](#)

[5.2 Plot ozone profiles for all STD \(dark without errors\)](#)

[5.3 Plot ozone profiles where STD < 20% \(dark without errors\)](#)

[5.4. Plot ozone profiles where STD < 10% \(dark without errors\)](#)

[5.5. Plot ozone profiles where STD < 5% \(dark without errors\)](#)

[5.6 Plot NO2 profiles for all STD \(dark without errors\)](#)

[5.7 Plot NO3 profiles for all STD \(dark without errors\)](#)

[5.8 Plot H2O profiles \(only for occultations of stars 1,2,3,4,13,14,16,26,63 dark without errors\) for all STD](#)

[6. Auxiliary Data Files used for the production reported in section 2](#)

This report presents the daily analysis on parameters extracted from GOMOS level 2 data (GOM_NL__2P). It is intended to monitor some important parameters that will impact the quality of these products. A list of level 2 products (and content) that have arrived during the reporting day to the PCF is also given.

Item	Value
Time of report generation	26APR2013 17:26:56
Data source version	GOMOS/6.01
Start time of products	16-02-2010 (16FEB2010 00:00:00)
Stop time of products	17-02-2010 (17FEB2010 00:00:00)
Store outputs in DB	Yes
Nb of level 2 prods	101
Nb of prods with errors	0

2. Summary of processed GOM_NL__2P products.

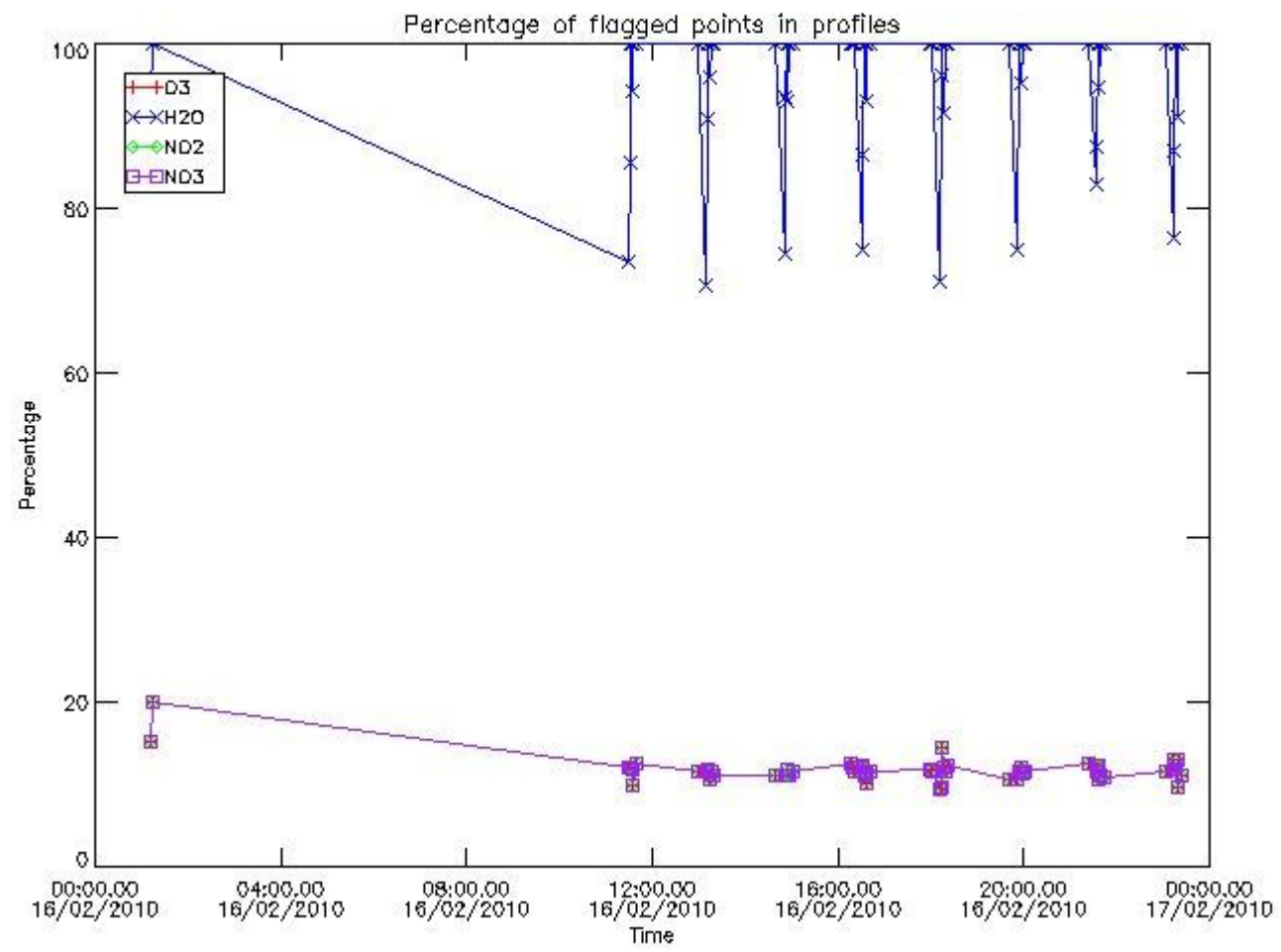
Nr	Filename	UTC Start time	Limb	Duration	Star Id	Star Name	Star Mag	Star Temp	Nb Meas	Orbit	Prod. error
1	GOM_NL__2PRFIN20100216_000856_00000522087_00002_41639_5340.N1	16-FEB-2010 00:08:56	Straylight	51.500	48	30Alp Hya	1.9770	4100.0	103	41639	No
2	GOM_NL__2PRFIN20100216_003910_00000412087_00002_41639_5341.N1	16-FEB-2010 00:39:10	Bright	40.500	60	7Bet UMi	2.0810	3950.0	81	41639	No
3	GOM_NL__2PRFIN20100216_004750_00000432087_00002_41639_5342.N1	16-FEB-2010 00:47:50	Bright	43.000	130	23Bet Dra	2.7990	5800.0	86	41639	No
4	GOM_NL__2PRFIN20100216_005206_00000362087_00002_41639_5343.N1	16-FEB-2010 00:52:06	Bright	36.000	5	3Alp Lyr	0.033000	11000.	72	41639	No
5	GOM_NL__2PRFIN20100216_010331_00000512087_00002_41639_5344.N1	16-FEB-2010 01:03:31	Twilight_stray	50.500	126	60Bet Oph	2.7700	4250.0	101	41639	No
6	GOM_NL__2PRFIN20100216_011055_00000402087_00002_41639_5345.N1	16-FEB-2010 01:10:55	Dark	40.000	86	35Eta Oph	2.4300	10200.	80	41639	No
7	GOM_NL__2PRFIN20100216_011513_00000402087_00002_41639_5346.N1	16-FEB-2010 01:15:13	Dark	40.000	25	35Lam Sco	1.6200	28000.	80	41639	No
8	GOM_NL__2PRFIN20100216_112931_00000422087_00009_41646_5408.N1	16-FEB-2010 11:29:31	Dark	42.000	4	Alp1Cen	-0.010000	5800.0	84	41646	No
9	GOM_NL__2PRFIN20100216_113050_00000422087_00009_41646_5409.N1	16-FEB-2010 11:30:50	Dark	42.000	10	Bet Cen	0.61000	28000.	84	41646	No
10	GOM_NL__2PRFIN20100216_113214_00000432087_00009_41646_5410.N1	16-FEB-2010 11:32:14	Dark	42.500	77	Eps Cen	2.3030	28000.	85	41646	No
11	GOM_NL__2PRFIN20100216_113353_00000522087_00009_41646_5411.N1	16-FEB-2010 11:33:53	Dark	51.500	12	Alp1Cru	0.77500	30000.	103	41646	No
12	GOM_NL__2PRFIN20100216_113536_00000522087_00009_41646_5412.N1	16-FEB-2010 11:35:36	Dark	51.500	64	Gam Cen	2.2000	10600.	103	41646	No
13	GOM_NL__2PRFIN20100216_113938_00000412087_00009_41646_5413.N1	16-FEB-2010 11:39:38	Dark	40.500	113	Mu Vel	2.6920	5000.0	81	41646	No
14	GOM_NL__2PRFIN20100216_115308_00000512087_00009_41646_5414.N1	16-FEB-2010 11:53:08	Straylight	50.500	48	30Alp Hya	1.9770	4100.0	101	41646	No
15	GOM_NL__2PRFIN20100216_122320_00000402087_00009_41646_5415.N1	16-FEB-2010 12:23:20	Bright	40.000	60	7Bet UMi	2.0810	3950.0	80	41646	No
16	GOM_NL__2PRFIN20100216_123200_00000402087_00009_41646_5416.N1	16-FEB-2010 12:32:00	Bright	39.500	130	23Bet Dra	2.7990	5800.0	79	41646	No
17	GOM_NL__2PRFIN20100216_123618_00000422087_00009_41646_5417.N1	16-FEB-2010 12:36:18	Bright	41.500	5	3Alp Lyr	0.033000	11000.	83	41646	No
18	GOM_NL__2PRFIN20100216_124746_00000522087_00009_41646_5418.N1	16-FEB-2010 12:47:46	Twilight_stray	51.500	126	60Bet Oph	2.7700	4250.0	103	41646	No
19	GOM_NL__2PRFIN20100216_125928_00000452087_00009_41646_5419.N1	16-FEB-2010 12:59:28	Dark	44.500	25	35Lam Sco	1.6200	28000.	89	41646	No
20	GOM_NL__2PRFIN20100216_131007_00000452087_00010_41647_5416.N1	16-FEB-2010 13:10:07	Dark	44.500	4	Alp1Cen	-0.010000	5800.0	89	41647	No
21	GOM_NL__2PRFIN20100216_131126_00000452087_00010_41647_5417.N1	16-FEB-2010 13:11:26	Dark	44.500	10	Bet Cen	0.61000	28000.	89	41647	No
22	GOM_NL__2PRFIN20100216_131250_00000432087_00010_41647_5418.N1	16-FEB-2010 13:12:50	Dark	43.000	77	Eps Cen	2.3030	28000.	86	41647	No
23	GOM_NL__2PRFIN20100216_131429_00000492087_00010_41647_5419.N1	16-FEB-2010 13:14:29	Dark	48.500	12	Alp1Cru	0.77500	30000.	97	41647	No
24	GOM_NL__2PRFIN20100216_131612_00000482087_00010_41647_5420.N1	16-FEB-2010 13:16:12	Dark	48.000	64	Gam Cen	2.2000	10600.	96	41647	No
25	GOM_NL__2PRFIN20100216_132013_00000452087_00010_41647_5421.N1	16-FEB-2010 13:20:13	Dark	45.000	113	Mu Vel	2.6920	5000.0	90	41647	No
26	GOM_NL__2PRFIN20100216_133344_00000482087_00010_41647_5422.N1	16-FEB-2010 13:33:44	Straylight	47.500	48	30Alp Hya	1.9770	4100.0	95	41647	No
27	GOM_NL__2PRFIN20100216_140355_00000372087_00010_41647_5423.N1	16-FEB-2010 14:03:55	Bright	36.500	60	7Bet UMi	2.0810	3950.0	73	41647	No
28	GOM_NL__2PRFIN20100216_141236_00000432087_00010_41647_5424.N1	16-FEB-2010 14:12:36	Bright	43.000	130	23Bet Dra	2.7990	5800.0	86	41647	No
29	GOM_NL__2PRFIN20100216_141654_00000382087_00010_41647_5425.N1	16-FEB-2010 14:16:54	Bright	37.500	5	3Alp Lyr	0.033000	11000.	75	41647	No
30	GOM_NL__2PRFIN20100216_142823_00000512087_00010_41647_5426.N1	16-FEB-2010 14:28:23	Twilight_stray	50.500	126	60Bet Oph	2.7700	4250.0	101	41647	No
31	GOM_NL__2PRFIN20100216_144005_00000462087_00010_41647_5427.N1	16-FEB-2010 14:40:05	Dark	45.500	25	35Lam Sco	1.6200	28000.	91	41647	No
32	GOM_NL__2PRFIN20100216_145044_00000462087_00011_41648_5424.N1	16-FEB-2010 14:50:44	Dark	45.500	4	Alp1Cen	-0.010000	5800.0	91	41648	No
33	GOM_NL__2PRFIN20100216_145203_00000462087_00011_41648_5425.N1	16-FEB-2010 14:52:03	Dark	46.000	10	Bet Cen	0.61000	28000.	92	41648	No
34	GOM_NL__2PRFIN20100216_145326_00000462087_00011_41648_5426.N1	16-FEB-2010 14:53:26	Dark	46.000	77	Eps Cen	2.3030	28000.	92	41648	No
35	GOM_NL__2PRFIN20100216_145505_00000432087_00011_41648_5427.N1	16-FEB-2010 14:55:05	Dark	43.000	12	Alp1Cru	0.77500	30000.	86	41648	No
36	GOM_NL__2PRFIN20100216_145649_00000462087_00011_41648_5428.N1	16-FEB-2010 14:56:49	Dark	45.500	64	Gam Cen	2.2000	10600.	91	41648	No
37	GOM_NL__2PRFIN20100216_150049_00000442087_00011_41648_5429.N1	16-FEB-2010 15:00:49	Dark	43.500	113	Mu Vel	2.6920	5000.0	87	41648	No
38	GOM_NL__2PRFIN20100216_151420_00000492087_00011_41648_5430.N1	16-FEB-2010 15:14:20	Straylight	49.000	48	30Alp Hya	1.9770	4100.0	98	41648	No
39	GOM_NL__2PRFIN20100216_154431_00000422087_00011_41648_5431.N1	16-FEB-2010 15:44:31	Bright	42.000	60	7Bet UMi	2.0810	3950.0	84	41648	No
40	GOM_NL__2PRFIN20100216_155312_00000392087_00011_41648_5432.N1	16-FEB-2010 15:53:12	Bright	38.500	130	23Bet Dra	2.7990	5800.0	77	41648	No
41	GOM_NL__2PRFIN20100216_155730_00000362087_00011_41648_5433.N1	16-FEB-2010 15:57:30	Bright	35.500	5	3Alp Lyr	0.033000	11000.	71	41648	No
42	GOM_NL__2PRFIN20100216_160859_00000512087_00011_41648_5434.N1	16-FEB-2010 16:08:59	Twilight_stray	50.500	126	60Bet Oph	2.7700	4250.0	101	41648	No

43	GOM_NL__2PRFIN20100216_161603_000000412087_00011_41648_5435.N1	16-FEB-2010 16:16:03	Dark	41.000	137	22Lam Sgr	2.8240	4400.0	82	41648	No
44	GOM_NL__2PRFIN20100216_161829_000000432087_00011_41648_5436.N1	16-FEB-2010 16:18:29	Dark	42.500	38	20Eps Sgr	1.8360	11000.	85	41648	No
45	GOM_NL__2PRFIN20100216_162041_000000442087_00011_41648_5437.N1	16-FEB-2010 16:20:41	Dark	44.000	25	35Lam Sco	1.6200	28000.	88	41648	No
46	GOM_NL__2PRFIN20100216_163120_000000432087_00012_41649_5432.N1	16-FEB-2010 16:31:20	Dark	42.500	4	Alp1Cen	-0.010000	5800.0	85	41649	No
47	GOM_NL__2PRFIN20100216_163239_000000422087_00012_41649_5433.N1	16-FEB-2010 16:32:39	Dark	41.500	10	Bet Cen	0.61000	28000.	83	41649	No
48	GOM_NL__2PRFIN20100216_163403_000000462087_00012_41649_5434.N1	16-FEB-2010 16:34:03	Dark	45.500	77	Eps Cen	2.3030	28000.	91	41649	No
49	GOM_NL__2PRFIN20100216_163541_000000512087_00012_41649_5435.N1	16-FEB-2010 16:35:41	Dark	50.500	12	Alp1Cru	0.77500	30000.	101	41649	No
50	GOM_NL__2PRFIN20100216_163725_000000452087_00012_41649_5436.N1	16-FEB-2010 16:37:25	Dark	45.000	64	Gam Cen	2.2000	10600.	90	41649	No
51	GOM_NL__2PRFIN20100216_164126_000000442087_00012_41649_5437.N1	16-FEB-2010 16:41:26	Dark	43.500	113	Mu Vel	2.6920	5000.0	87	41649	No
52	GOM_NL__2PRFIN20100216_165456_000000502087_00012_41649_5438.N1	16-FEB-2010 16:54:56	Straylight	50.000	48	30Alp Hya	1.9770	4100.0	100	41649	No
53	GOM_NL__2PRFIN20100216_172506_000000452087_00012_41649_5439.N1	16-FEB-2010 17:25:06	Bright	44.500	60	7Bet UMi	2.0810	3950.0	89	41649	No
54	GOM_NL__2PRFIN20100216_173348_000000412087_00012_41649_5440.N1	16-FEB-2010 17:33:48	Bright	41.000	130	23Bet Dra	2.7990	5800.0	82	41649	No
55	GOM_NL__2PRFIN20100216_173806_000000422087_00012_41649_5441.N1	16-FEB-2010 17:38:06	Bright	42.000	5	3Alp Lyr	0.033000	11000.	84	41649	No
56	GOM_NL__2PRFIN20100216_174936_000000532087_00012_41649_5442.N1	16-FEB-2010 17:49:36	Tw_i_and_stray	52.500	126	60Bet Oph	2.7700	4250.0	105	41649	No
57	GOM_NL__2PRFIN20100216_175906_000000442087_00012_41649_5443.N1	16-FEB-2010 17:59:06	Dark	43.500	38	20Eps Sgr	1.8360	11000.	87	41649	No
58	GOM_NL__2PRFIN20100216_180118_000000442087_00012_41649_5444.N1	16-FEB-2010 18:01:18	Dark	44.000	25	35Lam Sco	1.6200	28000.	88	41649	No
59	GOM_NL__2PRFIN20100216_181157_000000542087_00013_41650_5440.N1	16-FEB-2010 18:11:57	Dark	54.000	4	Alp1Cen	-0.010000	5800.0	108	41650	No
60	GOM_NL__2PRFIN20100216_181316_000000532087_00013_41650_5441.N1	16-FEB-2010 18:13:16	Dark	52.500	10	Bet Cen	0.61000	28000.	105	41650	No
61	GOM_NL__2PRFIN20100216_181440_000000432087_00013_41650_5442.N1	16-FEB-2010 18:14:40	Dark	42.500	77	Eps Cen	2.3030	28000.	85	41650	No
62	GOM_NL__2PRFIN20100216_181618_000000432087_00013_41650_5443.N1	16-FEB-2010 18:16:18	Dark	42.500	12	Alp1Cru	0.77500	30000.	85	41650	No
63	GOM_NL__2PRFIN20100216_181802_000000482087_00013_41650_5444.N1	16-FEB-2010 18:18:02	Dark	48.000	64	Gam Cen	2.2000	10600.	96	41650	No
64	GOM_NL__2PRFIN20100216_182202_000000412087_00013_41650_5445.N1	16-FEB-2010 18:22:02	Dark	41.000	113	Mu Vel	2.6920	5000.0	82	41650	No
65	GOM_NL__2PRFIN20100216_183532_000000512087_00013_41650_5446.N1	16-FEB-2010 18:35:32	Straylight	51.000	48	30Alp Hya	1.9770	4100.0	102	41650	No
66	GOM_NL__2PRFIN20100216_190542_000000432087_00013_41650_5447.N1	16-FEB-2010 19:05:42	Bright	42.500	60	7Bet UMi	2.0810	3950.0	85	41650	No
67	GOM_NL__2PRFIN20100216_191423_000000422087_00013_41650_5448.N1	16-FEB-2010 19:14:23	Bright	41.500	130	23Bet Dra	2.7990	5800.0	83	41650	No
68	GOM_NL__2PRFIN20100216_191842_000000412087_00013_41650_5449.N1	16-FEB-2010 19:18:42	Bright	41.000	5	3Alp Lyr	0.033000	11000.	82	41650	No
69	GOM_NL__2PRFIN20100216_193012_000000522087_00013_41650_5450.N1	16-FEB-2010 19:30:12	Tw_i_and_stray	51.500	126	60Bet Oph	2.7700	4250.0	103	41650	No
70	GOM_NL__2PRFIN20100216_194155_000000492087_00013_41650_5451.N1	16-FEB-2010 19:41:55	Dark	48.500	25	35Lam Sco	1.6200	28000.	97	41650	No
71	GOM_NL__2PRFIN20100216_195233_000000492087_00014_41651_5448.N1	16-FEB-2010 19:52:33	Dark	48.500	4	Alp1Cen	-0.010000	5800.0	97	41651	No
72	GOM_NL__2PRFIN20100216_195352_000000442087_00014_41651_5449.N1	16-FEB-2010 19:53:52	Dark	44.000	10	Bet Cen	0.61000	28000.	88	41651	No
73	GOM_NL__2PRFIN20100216_195517_000000442087_00014_41651_5450.N1	16-FEB-2010 19:55:17	Dark	44.000	77	Eps Cen	2.3030	28000.	88	41651	No
74	GOM_NL__2PRFIN20100216_195654_000000432087_00014_41651_5451.N1	16-FEB-2010 19:56:54	Dark	42.500	12	Alp1Cru	0.77500	30000.	85	41651	No
75	GOM_NL__2PRFIN20100216_195839_000000452087_00014_41651_5452.N1	16-FEB-2010 19:58:39	Dark	45.000	64	Gam Cen	2.2000	10600.	90	41651	No
76	GOM_NL__2PRFIN20100216_200239_000000442087_00014_41651_5453.N1	16-FEB-2010 20:02:39	Dark	44.000	113	Mu Vel	2.6920	5000.0	88	41651	No
77	GOM_NL__2PRFIN20100216_201608_000000502087_00014_41651_5454.N1	16-FEB-2010 20:16:08	Straylight	49.500	48	30Alp Hya	1.9770	4100.0	99	41651	No
78	GOM_NL__2PRFIN20100216_204618_000000392087_00014_41651_5455.N1	16-FEB-2010 20:46:18	Bright	39.000	60	7Bet UMi	2.0810	3950.0	78	41651	No
79	GOM_NL__2PRFIN20100216_205459_000000442087_00014_41651_5456.N1	16-FEB-2010 20:54:59	Bright	44.000	130	23Bet Dra	2.7990	5800.0	88	41651	No
80	GOM_NL__2PRFIN20100216_205918_000000372087_00014_41651_5457.N1	16-FEB-2010 20:59:18	Bright	37.000	5	3Alp Lyr	0.033000	11000.	74	41651	No
81	GOM_NL__2PRFIN20100216_211049_000000512087_00014_41651_5458.N1	16-FEB-2010 21:10:49	Tw_i_and_stray	51.000	126	60Bet Oph	2.7700	4250.0	102	41651	No
82	GOM_NL__2PRFIN20100216_212231_000000412087_00014_41651_5459.N1	16-FEB-2010 21:22:31	Dark	41.000	25	35Lam Sco	1.6200	28000.	82	41651	No
83	GOM_NL__2PRFIN20100216_213309_000000422087_00015_41652_5476.N1	16-FEB-2010 21:33:09	Dark	41.500	4	Alp1Cen	-0.010000	5800.0	83	41652	No
84	GOM_NL__2PRFIN20100216_213429_000000452087_00015_41652_5477.N1	16-FEB-2010 21:34:29	Dark	44.500	10	Bet Cen	0.61000	28000.	89	41652	No
85	GOM_NL__2PRFIN20100216_213553_000000422087_00015_41652_5478.N1	16-FEB-2010 21:35:53	Dark	41.500	77	Eps Cen	2.3030	28000.	83	41652	No
86	GOM_NL__2PRFIN20100216_213731_000000482087_00015_41652_5479.N1	16-FEB-2010 21:37:31	Dark	48.000	12	Alp1Cru	0.77500	30000.	96	41652	No
87	GOM_NL__2PRFIN20100216_213915_000000462087_00015_41652_5480.N1	16-FEB-2010 21:39:15	Dark	45.500	64	Gam Cen	2.2000	10600.	91	41652	No
88	GOM_NL__2PRFIN20100216_214315_000000472087_00015_41652_5481.N1	16-FEB-2010 21:43:15	Dark	46.500	113	Mu Vel	2.6920	5000.0	93	41652	No
89	GOM_NL__2PRFIN20100216_215644_000000482087_00015_41652_5482.N1	16-FEB-2010 21:56:44	Straylight	48.000	48	30Alp Hya	1.9770	4100.0	96	41652	No
90	GOM_NL__2PRFIN20100216_222653_000000432087_00015_41652_5483.N1	16-FEB-2010 22:26:53	Bright	42.500	60	7Bet UMi	2.0810	3950.0	85	41652	No
91	GOM_NL__2PRFIN20100216_223535_000000442087_00015_41652_5484.N1	16-FEB-2010 22:35:35	Bright	43.500	130	23Bet Dra	2.7990	5800.0	87	41652	No
92	GOM_NL__2PRFIN20100216_223954_000000412087_00015_41652_5485.N1	16-FEB-2010 22:39:54	Bright	41.000	5	3Alp Lyr	0.033000	11000.	82	41652	No
93	GOM_NL__2PRFIN20100216_225125_000000532087_00015_41652_5486.N1	16-FEB-2010 22:51:25	Tw_i_and_stray	53.000	126	60Bet Oph	2.7700	4250.0	106	41652	No
94	GOM_NL__2PRFIN20100216_230308_000000452087_00015_41652_5487.N1	16-FEB-2010 23:03:08	Dark	44.500	25	35Lam Sco	1.6200	28000.	89	41652	No
95	GOM_NL__2PRFIN20100216_231346_000000432087_00016_41653_5484.N1	16-FEB-2010 23:13:46	Dark	43.000	4	Alp1Cen	-0.010000	5800.0	86	41653	No
96	GOM_NL__2PRFIN20100216_231505_000000432087_00016_41653_5485.N1	16-FEB-2010 23:15:05	Dark	43.000	10	Bet Cen	0.61000	28000.	86	41653	No
97	GOM_NL__2PRFIN20100216_231630_000000442087_00016_41653_5486.N1	16-FEB-2010 23:16:30	Dark	43.500	77	Eps Cen	2.3030	28000.	87	41653	No
98	GOM_NL__2PRFIN20100216_231807_000000402087_00016_41653_5487.N1	16-FEB-2010 23:18:07	Dark	39.500	12	Alp1Cru	0.77500	30000.	79	41653	No
99	GOM_NL__2PRFIN20100216_231952_000000532087_00016_41653_5488.N1	16-FEB-2010 23:19:52	Dark	52.500	64	Gam Cen	2.2000	10600.	105	41653	No
100	GOM_NL__2PRFIN20100216_232351_000000462087_00016_41653_5489.N1	16-FEB-2010 23:23:51	Dark	45.500	113	Mu Vel	2.6920	5000.0	91	41653	No
101	GOM_NL__2PRFIN20100216_233719_000000512087_00016_41653_5490.N1	16-FEB-2010 23:37:19	Straylight	50.500	48	30Alp Hya	1.9770	4100.0	101	41653	No

3. Quality information per product

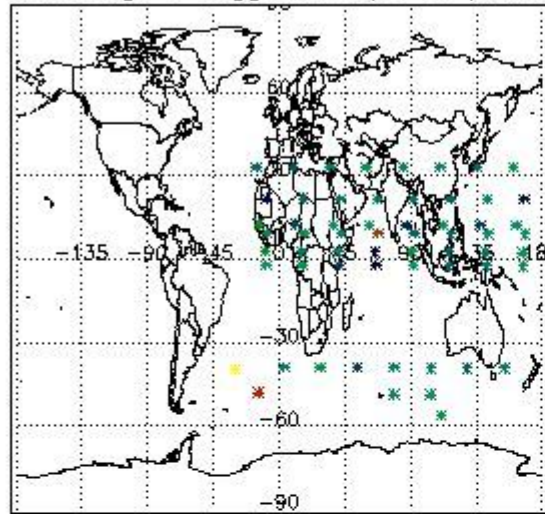
In this section it is plotted some information contained in the Quality Summary data set of the level 2 products. Only products in dark limb conditions and without errors (error flag in the MPH set to "0") are used.

3.1 Plot quality information per product (time dependant)

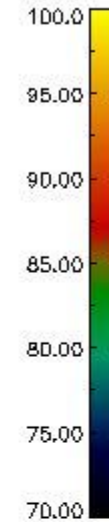
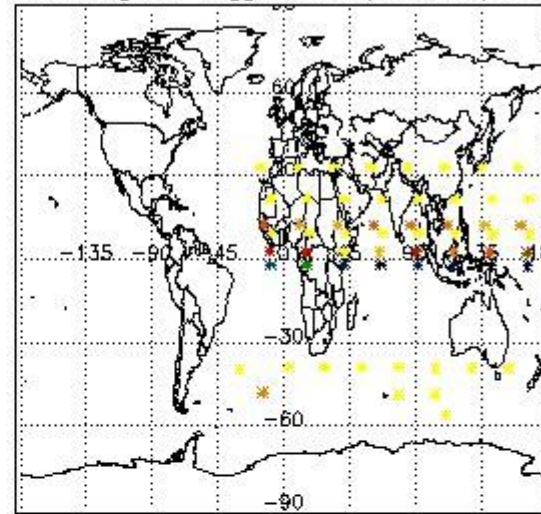


3.2 Plot quality information per product (world map)

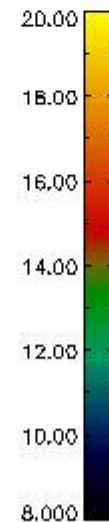
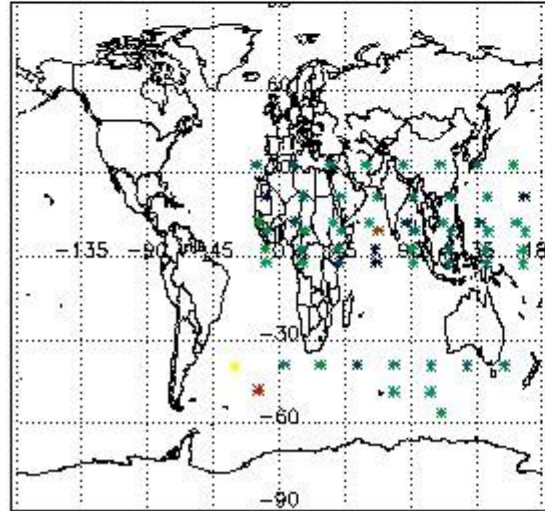
Percentage of flagged data per O3 profile



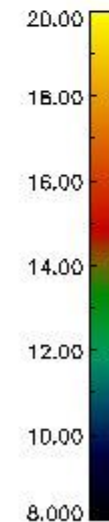
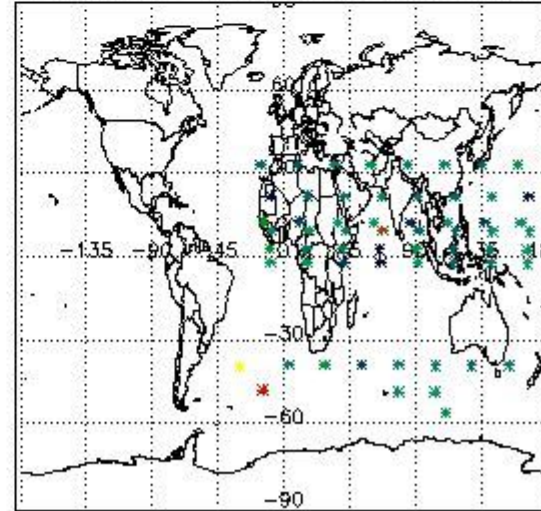
Percentage of flagged data per H2O profile



Percentage of flagged data per NO2 profile



Percentage of flagged data per NO3 profile

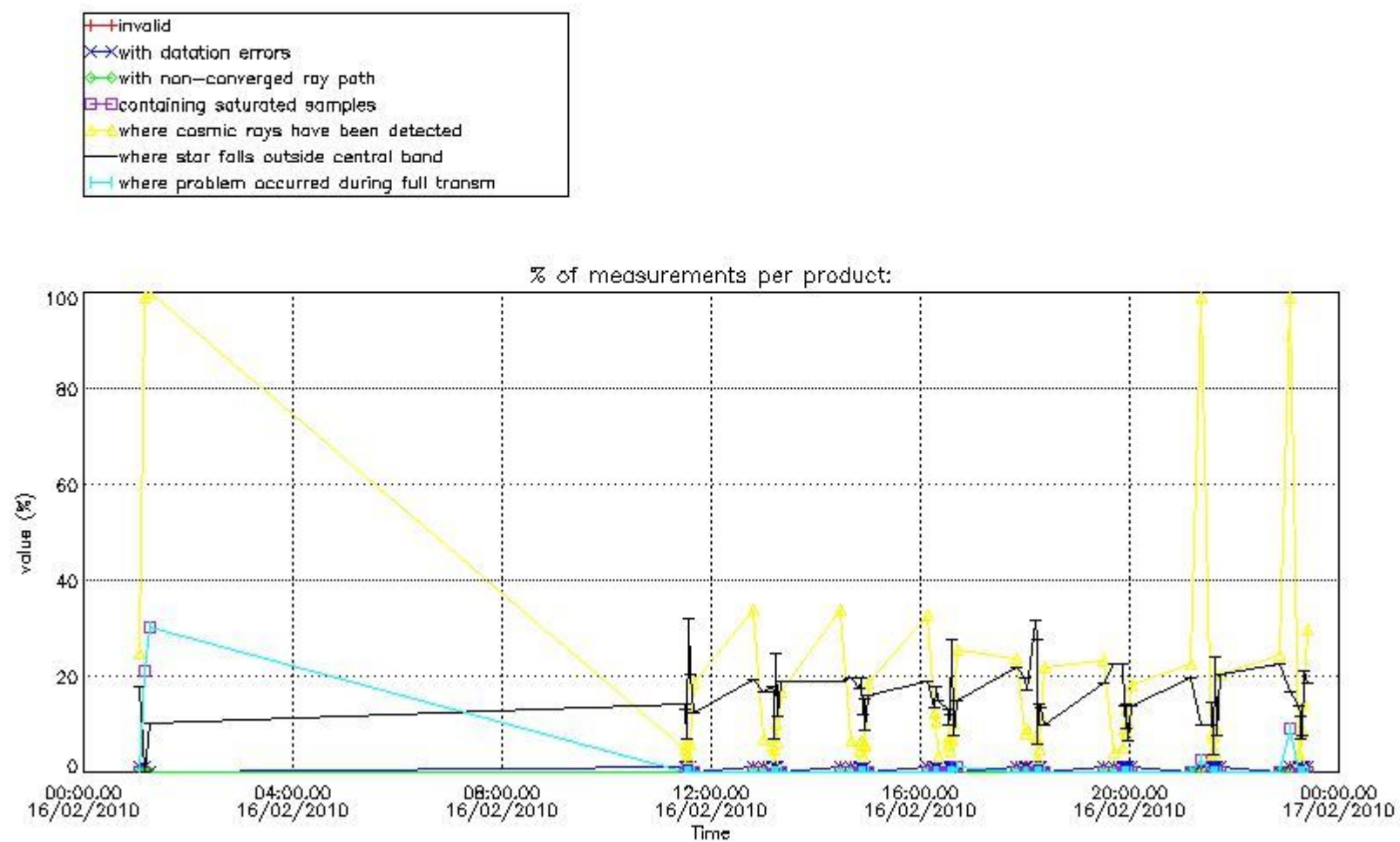


4. Level 1 quality information per product

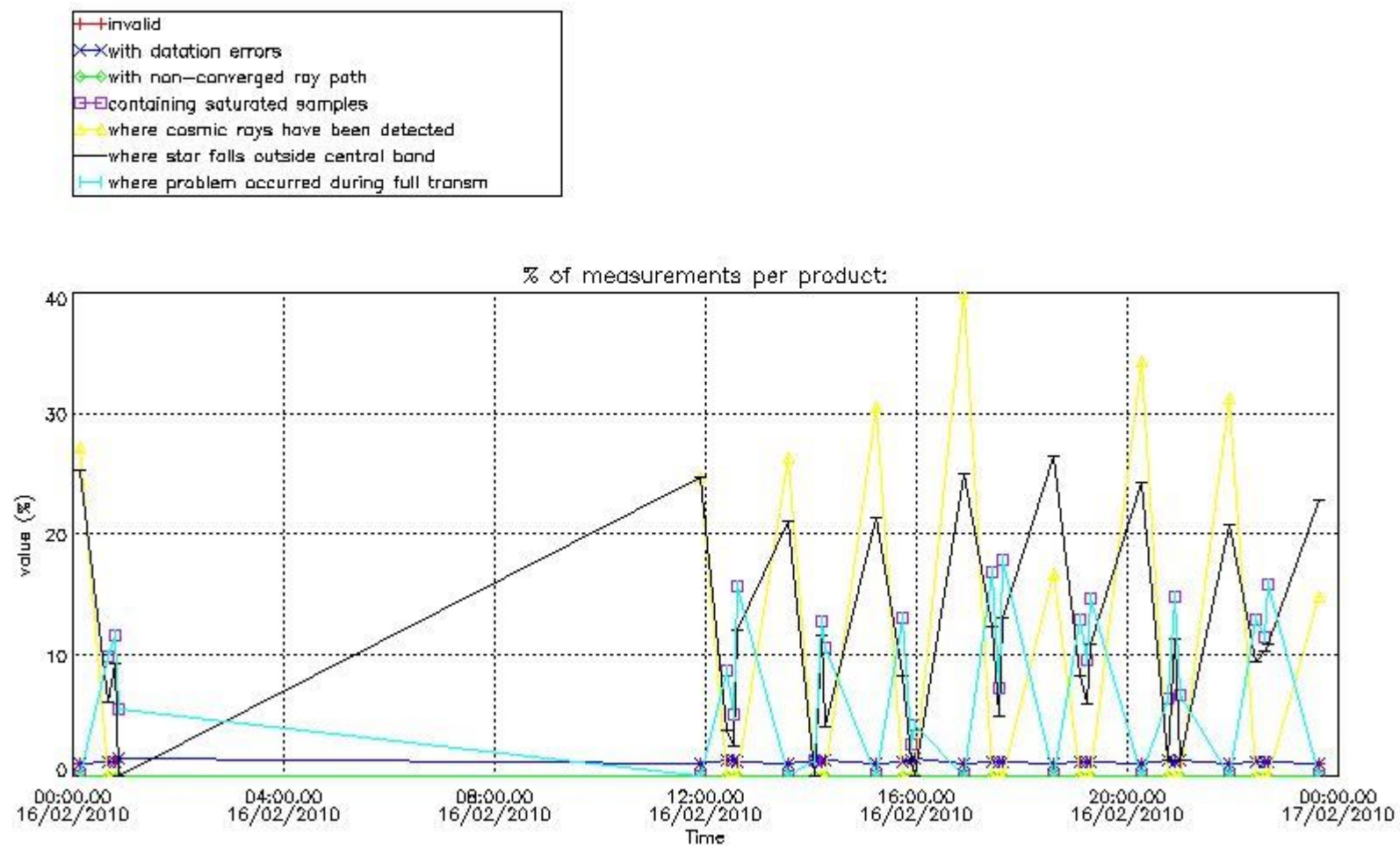
In this section it is plotted some information contained in the Quality Summary data set of the level 2 products that comes from the level 1b processing. Products without errors (error flag in the MPH set to "0") are used.

4.1 Plot quality information per product (time dependant) coming from level 1b processing

4.1.1 Plot level 1 quality information per product (time dependant): ENVISAT ASCENDING passes



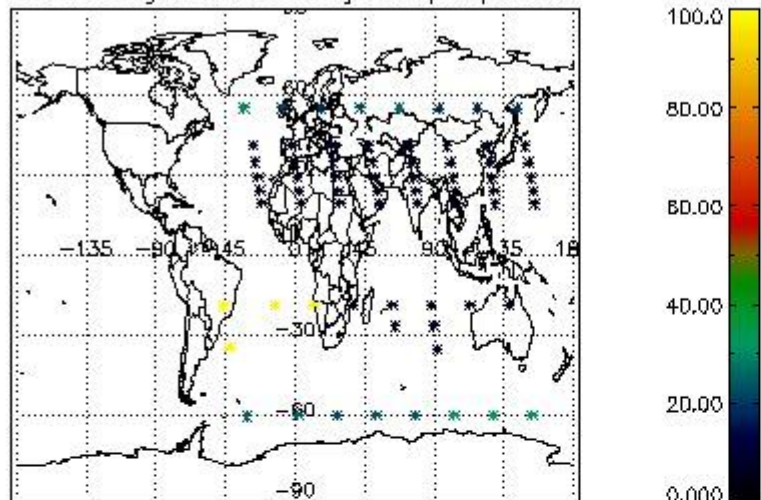
4.1.2 Plot level 1 quality information per product (time dependant): ENVI SAT DESCENDING passes



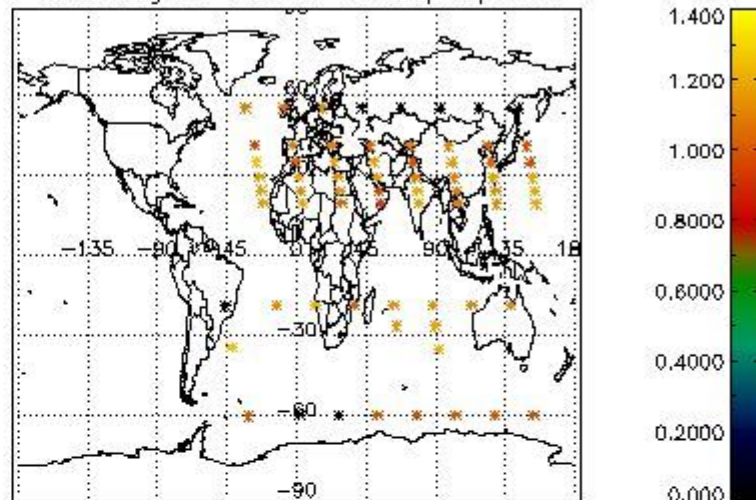
4.2 Plot quality information per product coming from level 1b processing (world map)

4.2.1 Plot level 1 quality information per product (world map): ENVISAT ASCENDING passes

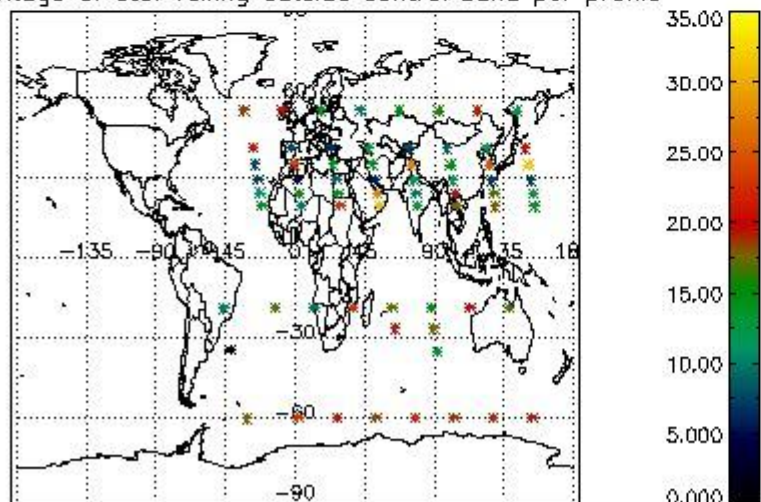
Percentage of cosmic ray hits per profile



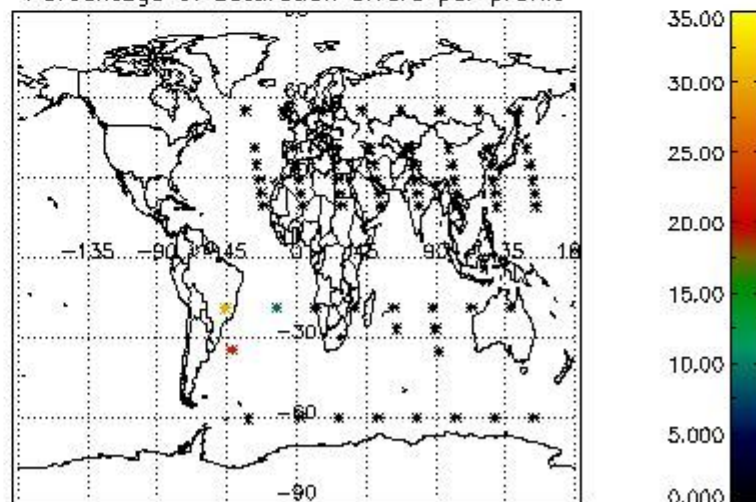
Percentage of datation errors per profile



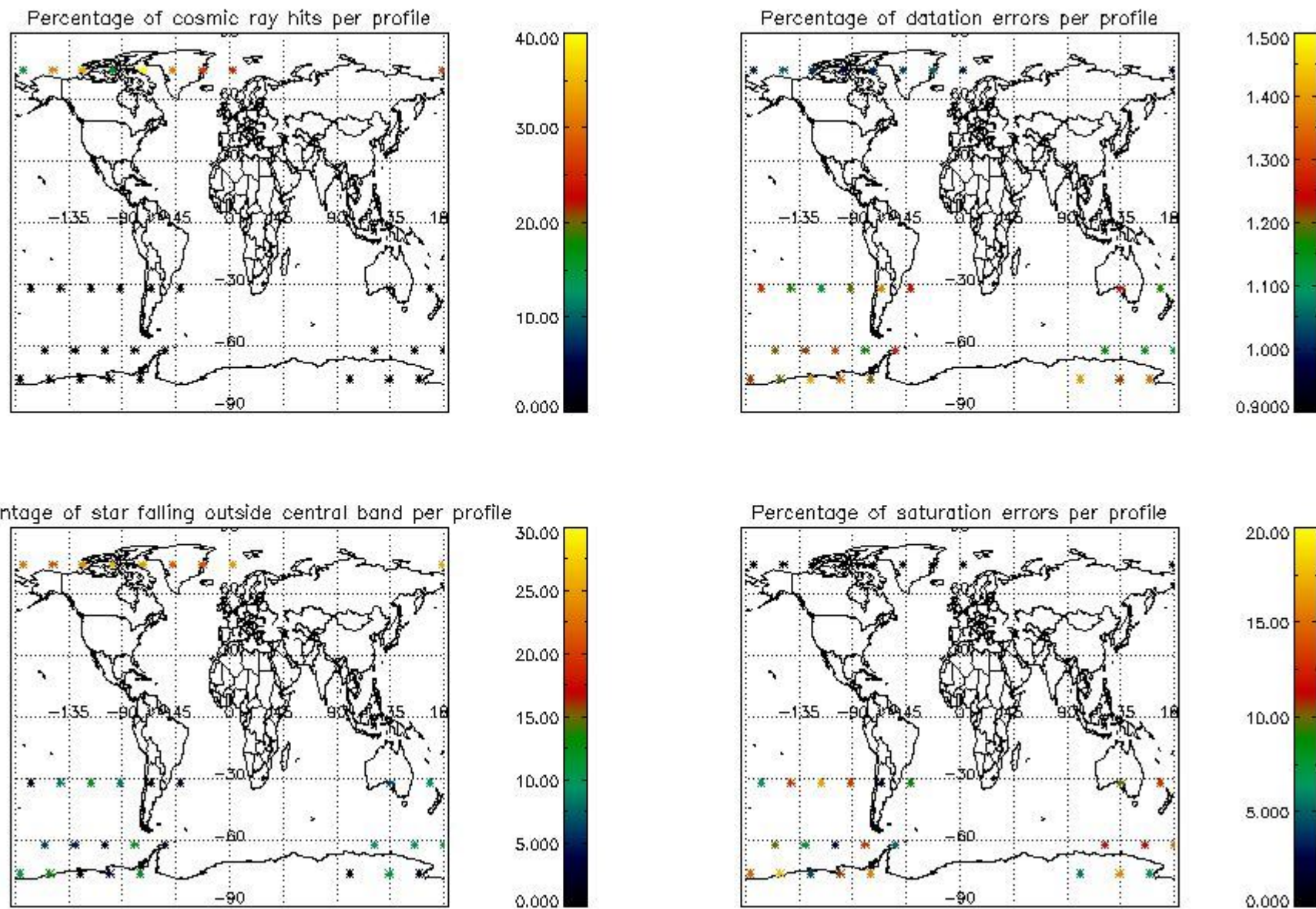
Percentage of star falling outside central band per profile



Percentage of saturation errors per profile



4.2.2 Plot level 1 quality information per product (world map): ENVISAT DESCENDING passes



5. Trace gas profiles

5.1 Ozone statistics based on quality of products

The final quality of the products can be "measured" using the STD (Standard Deviation) attached to every point profile. This information is written to the parameter GOM_NL__2P/NL_LOCAL_SPECIES_DENSITY/o3_std of the level 2 products. The table below shows the statistics for given STD ranges.

The statistics are given with respect to the overall valid production:

- Products without fatal errors: GOM_NL__2P/MPH/PRODUCT_ERR=0
- Valid point profile: GOM_NL__2P/NL_LOCAL_SPECIES_DENSITY/pcd(0)=0

The 'Criteria' is applied to valid points of dark limb products:

- Products in dark limb illumination condition: GOM_NL__2P/NL_SUMMARY_QUALITY/obs_ill_cond=0
- Products without fatal errors: GOM_NL__2P/MPH/PRODUCT_ERR=0
- Valid point profile: GOM_NL__2P/NL_LOCAL_SPECIES_DENSITY/pcd(0)=0

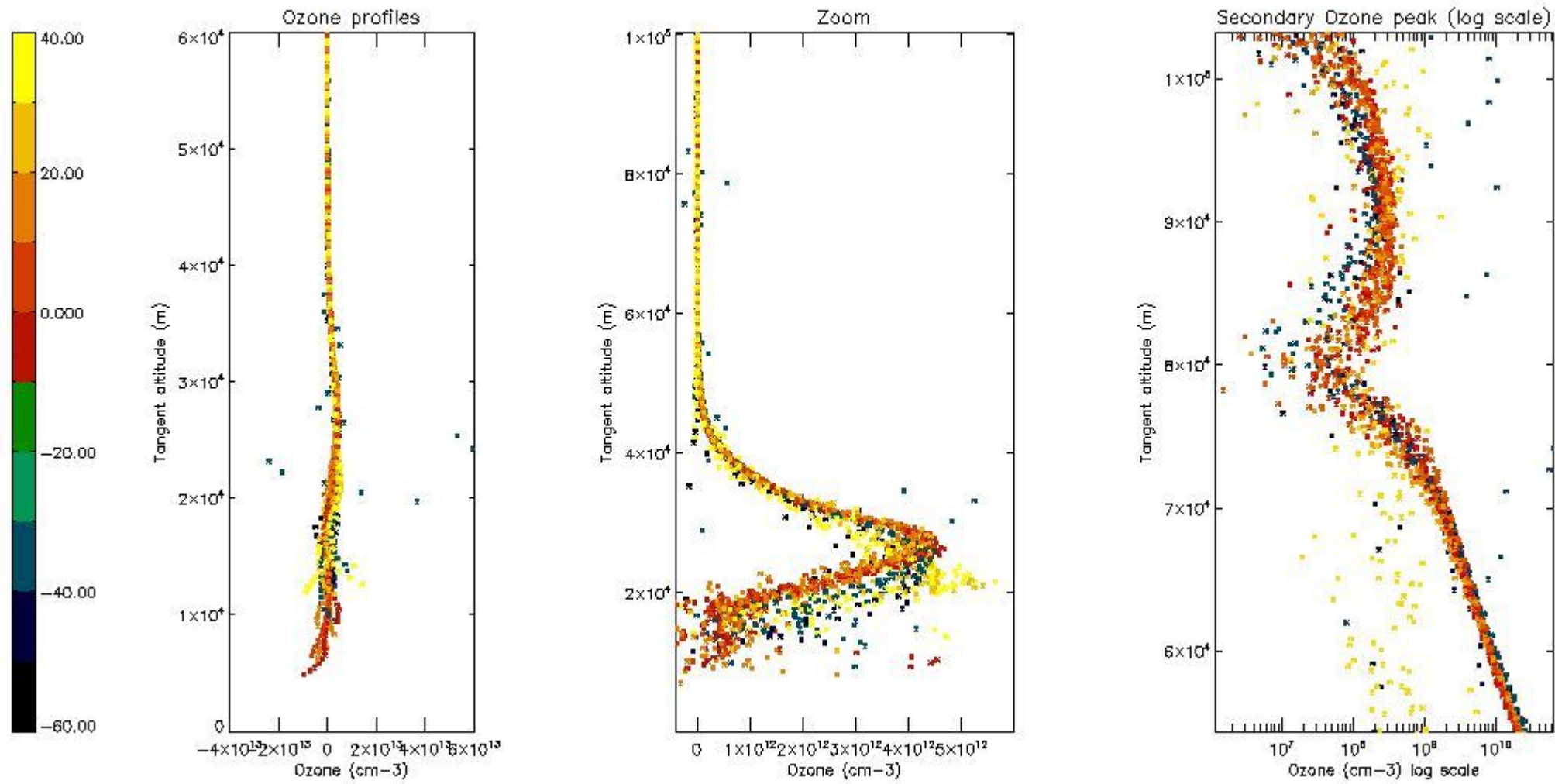
So, the table below shows the percentage of dark limb and valid observations for each criteria with respect to the overall valid daily observations.

Criteria	% of total production
All STD	60
STD < 20	34

STD < 10	28
STD < 5	21

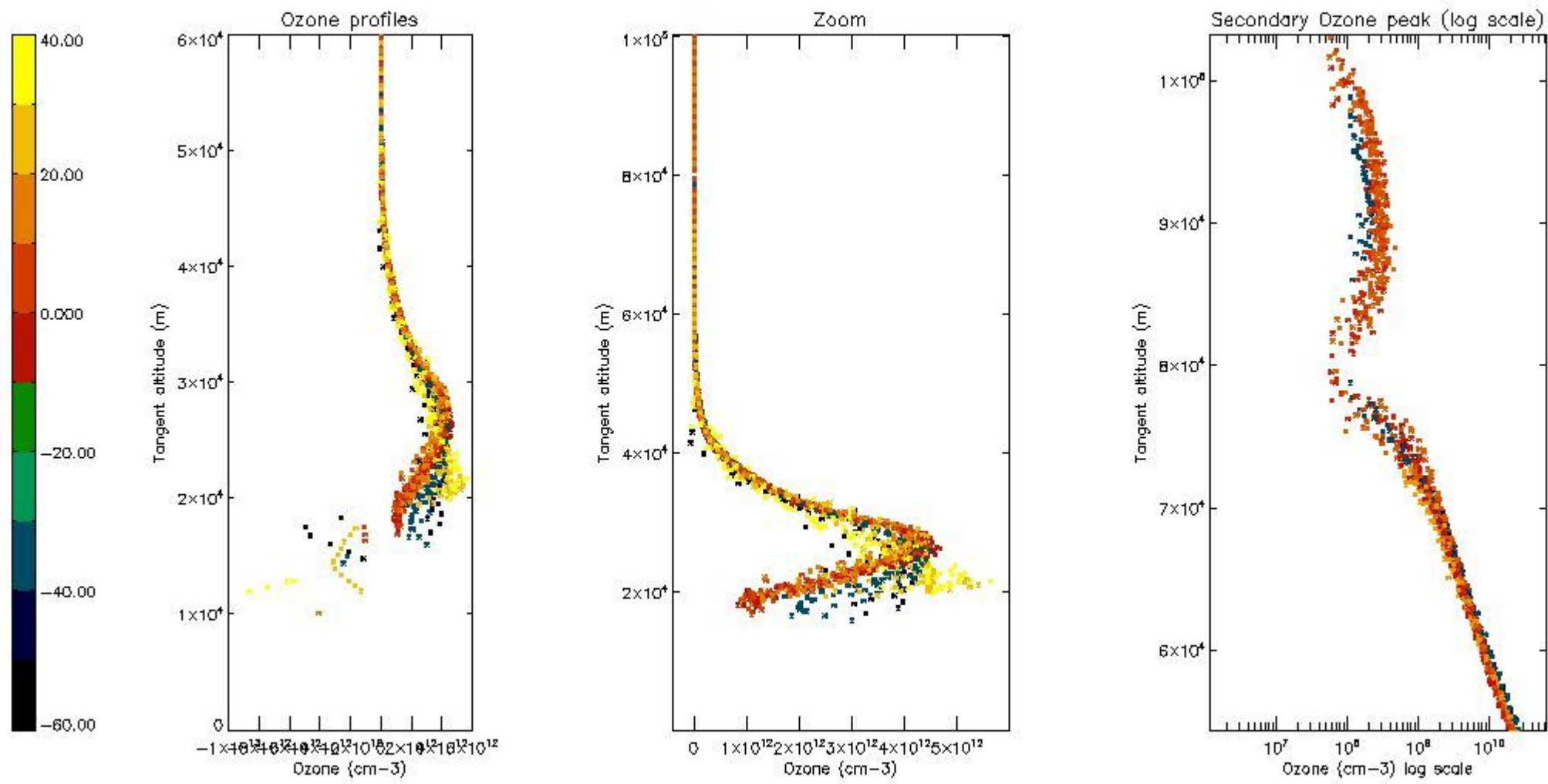
5.2 Plot ozone profiles for all STD (dark without errors)

The colorbar represents the latitude.



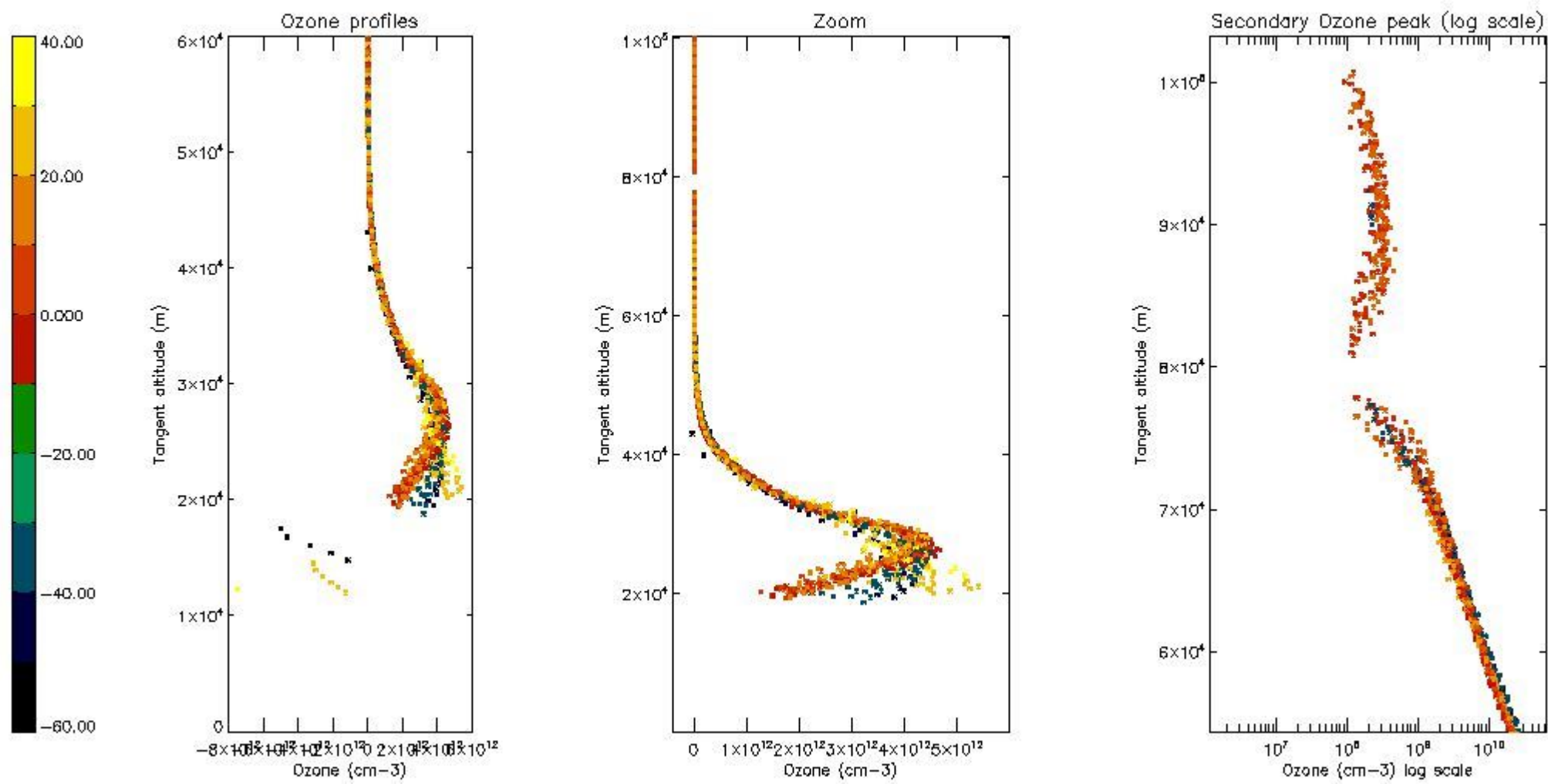
5.3 Plot ozone profiles where STD < 20% (dark without errors)

The colorbar represents the latitude.



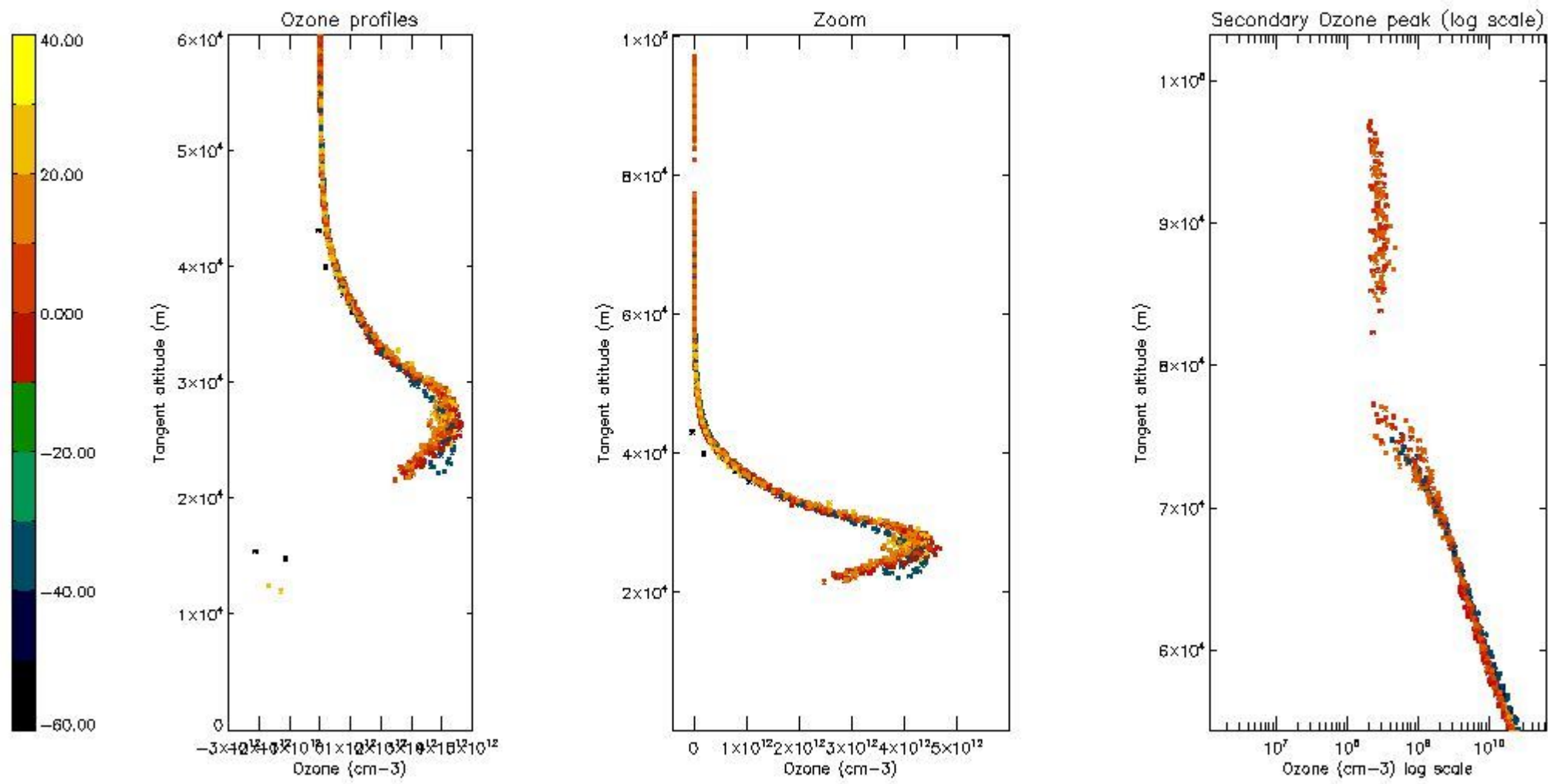
5.4 Plot ozone profiles where STD < 10% (dark without errors)

The colorbar represents the latitude.



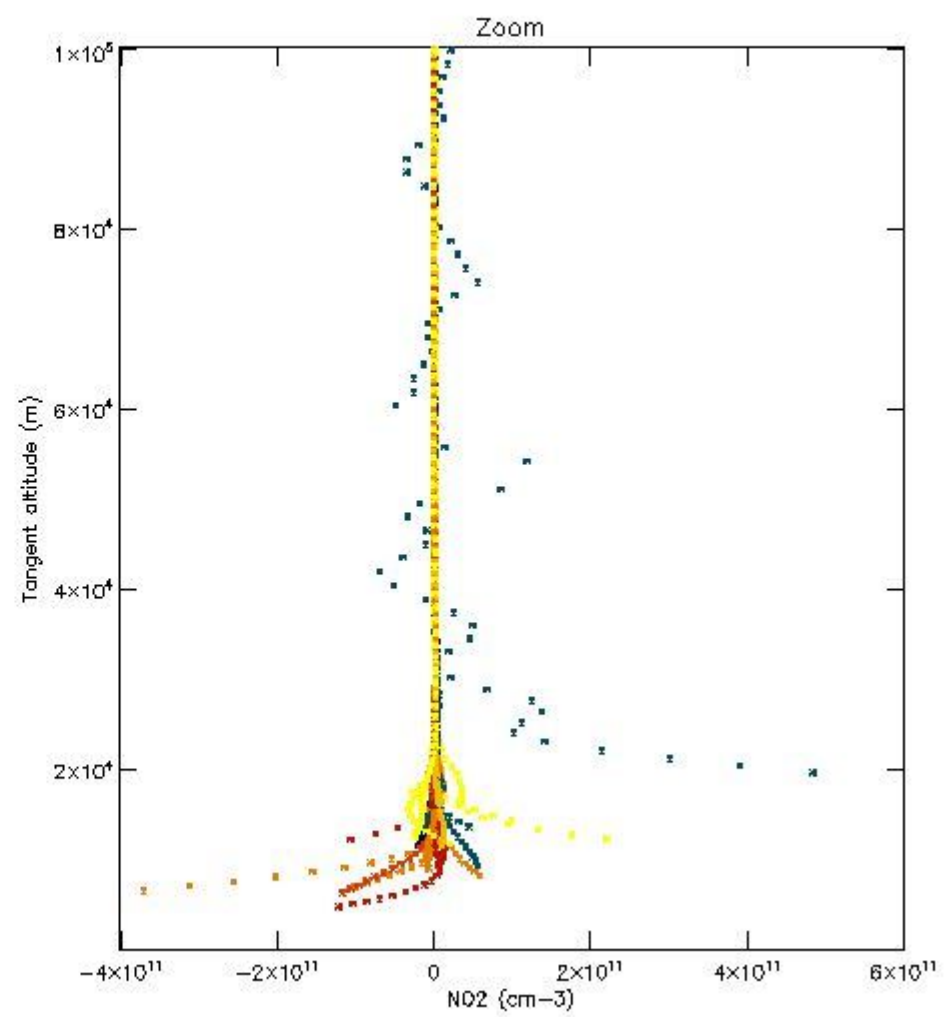
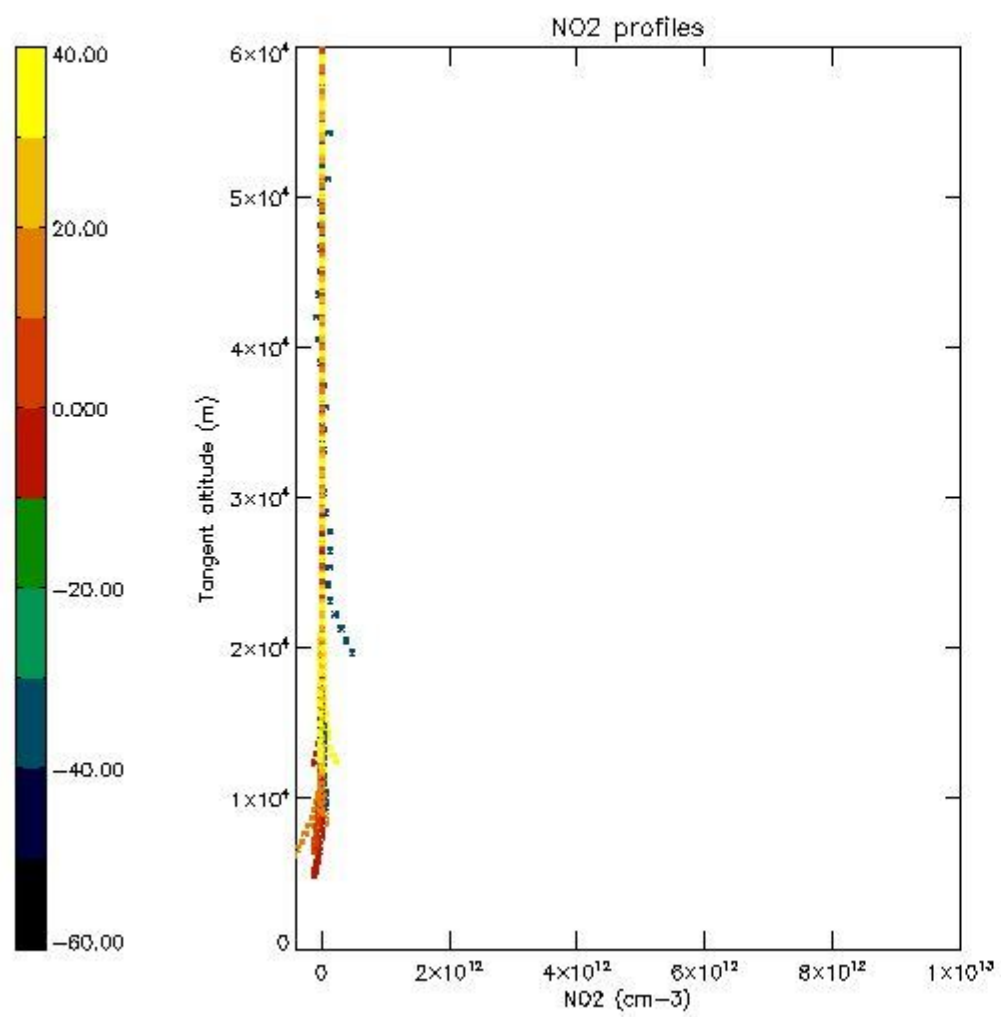
5.5 Plot ozone profiles where STD < 5% (dark without errors)

The colorbar represents the latitude.



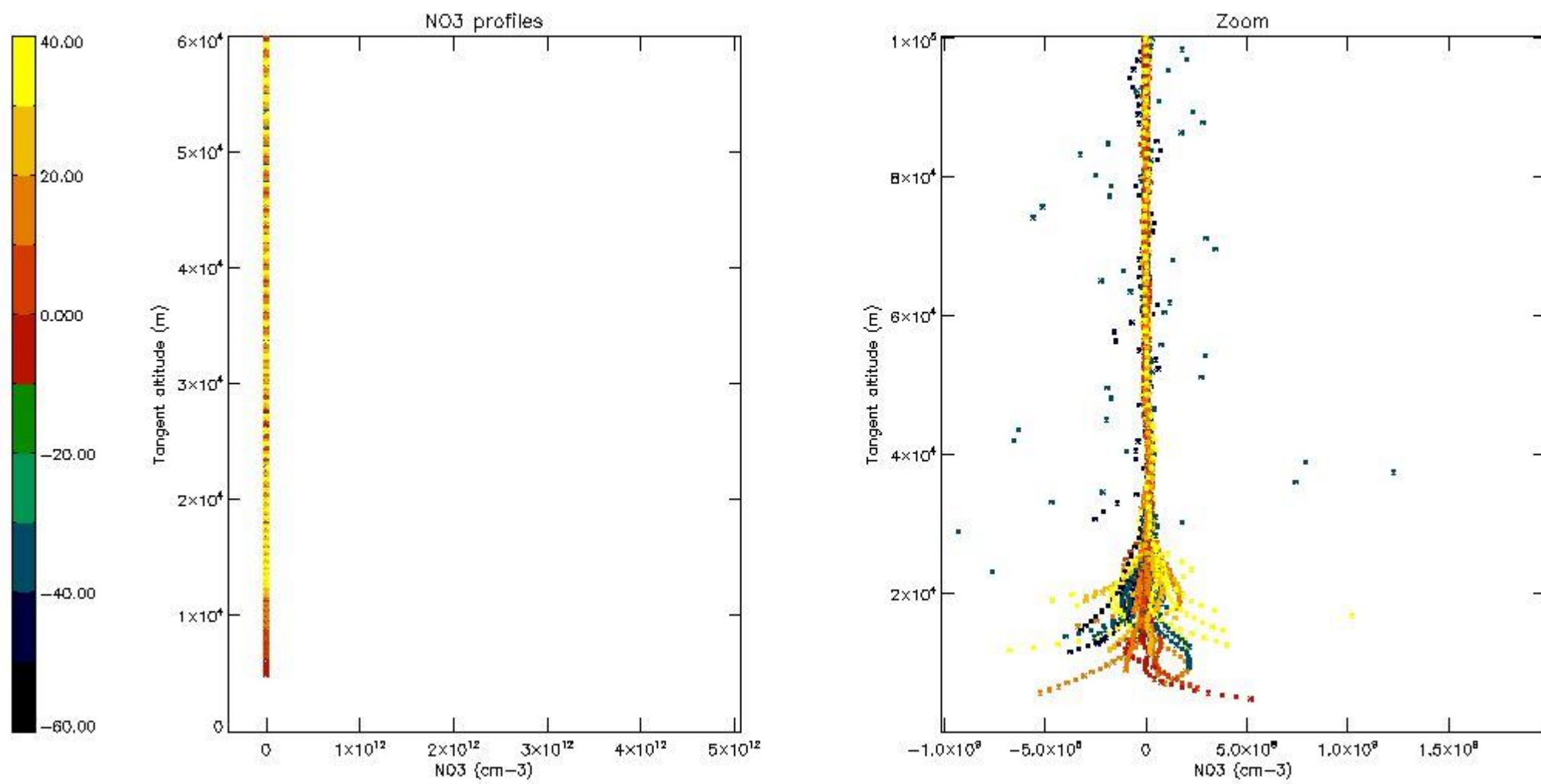
5.6 Plot NO₂ profiles for all STD (dark without errors)

The colorbar represents the latitude.



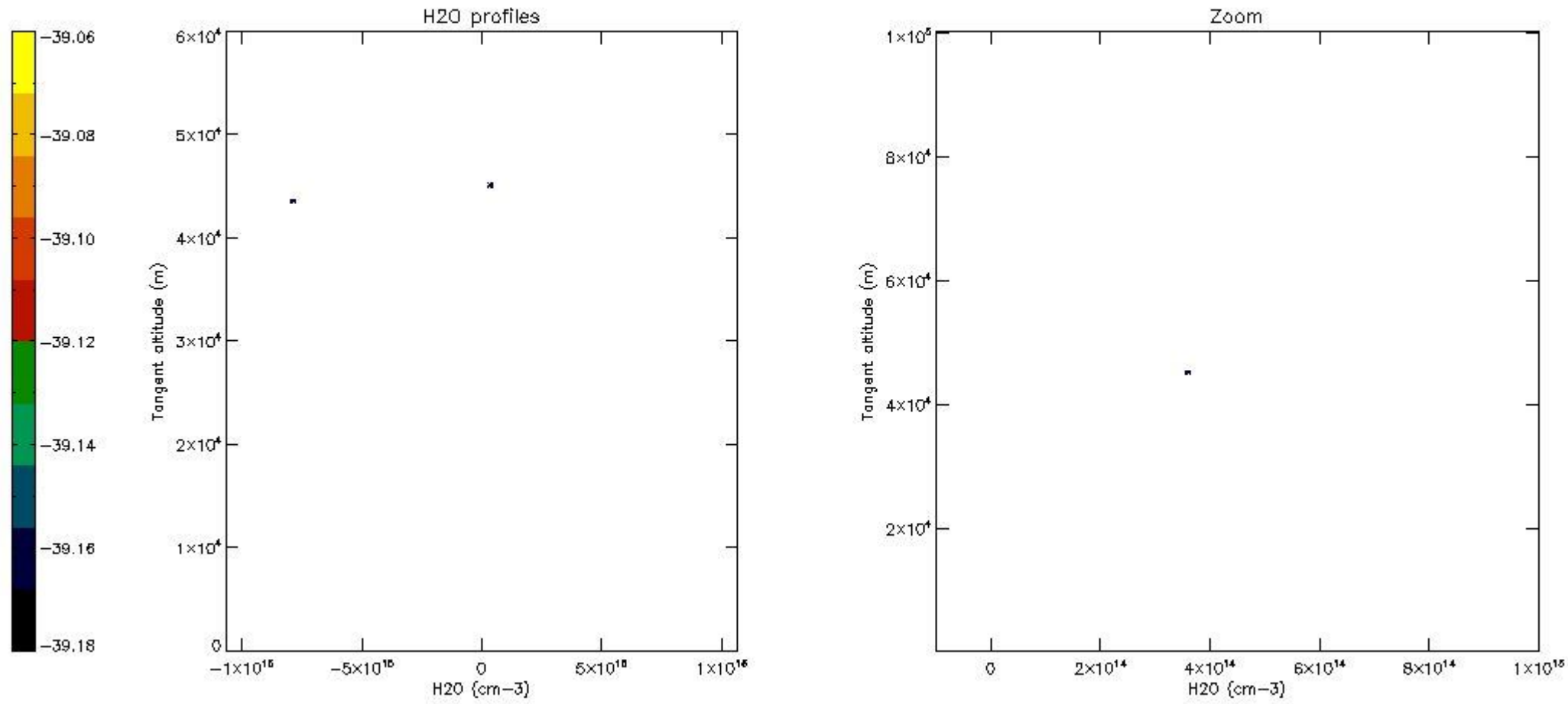
5.7 Plot NO3 profiles for all STD (dark without errors)

The colorbar represents the latitude.



5.8 Plot H₂O profiles for all STD (only for occultations of stars 1,2,3,4,13,14,16,26,63 dark without errors)

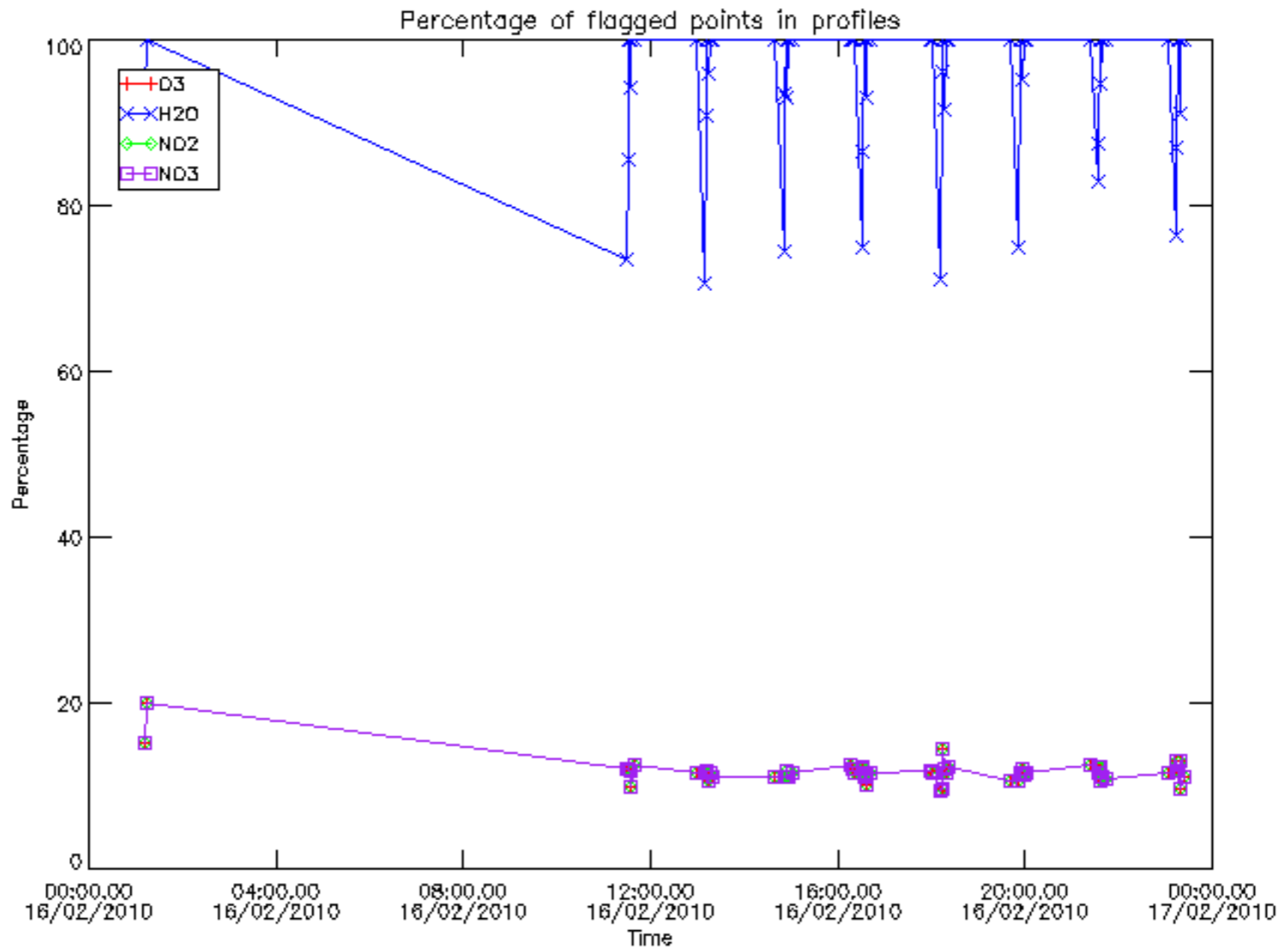
The colorbar represents the latitude.



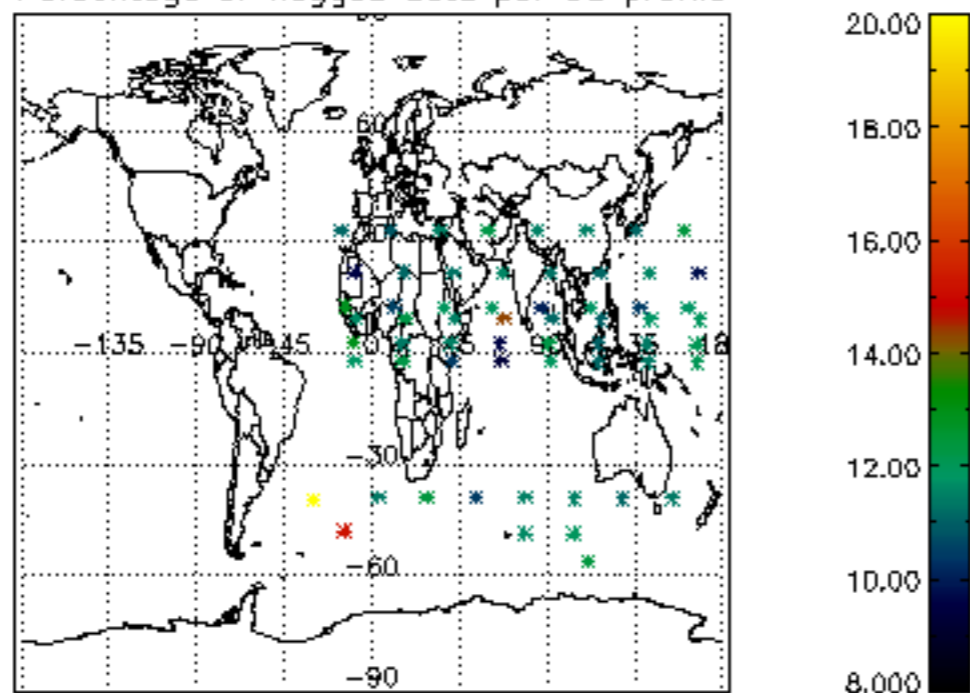
6. Auxiliary Data Files used for the production reported in section 2

The number reported in the third column indicates since which file (see list in section 2) the corresponding auxiliary file has been used. The fourth column is the date of those product files.

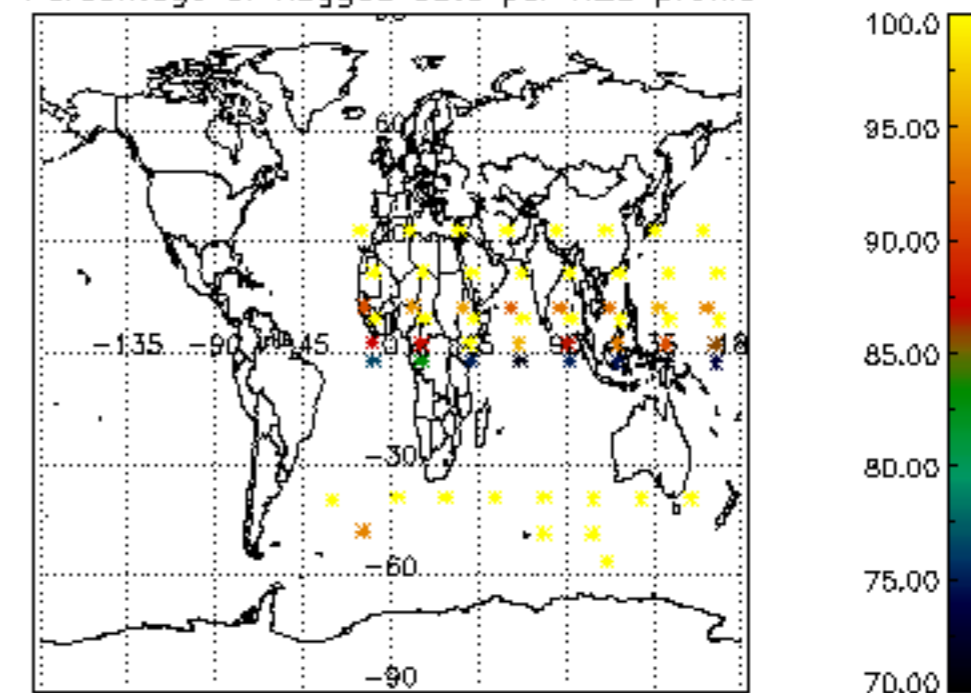
Type	Auxiliary Filename	Used since product	Used since product date
INST_PHYS_CHARACTERISTICS	GOM_INS_AXVIEC20091111_143220_20030716_120000_20500101_000000	1	16-FEB-2010 00:08:56
LEVEL-2_PROC_CONFIG	GOM_PR2_AXVIEC20091111_152718_20020301_000000_20500101_000000	1	16-FEB-2010 00:08:56
CROSS_SECTIONS_FILE	GOM_CRS_AXVIEC20091111_154832_20020301_000000_20500101_000000	1	16-FEB-2010 00:08:56



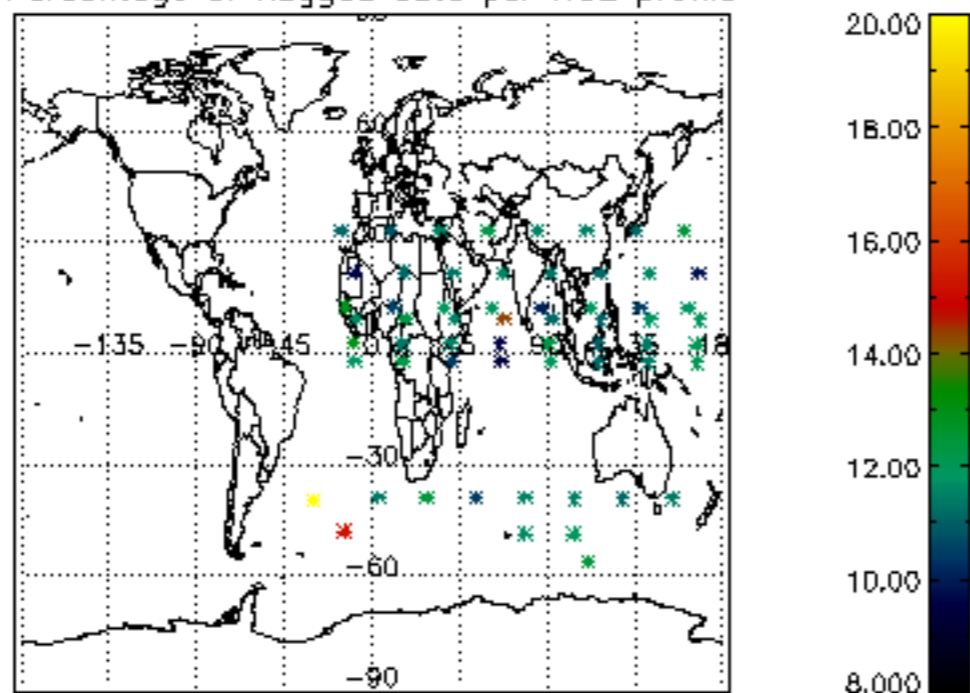
Percentage of flagged data per D3 profile



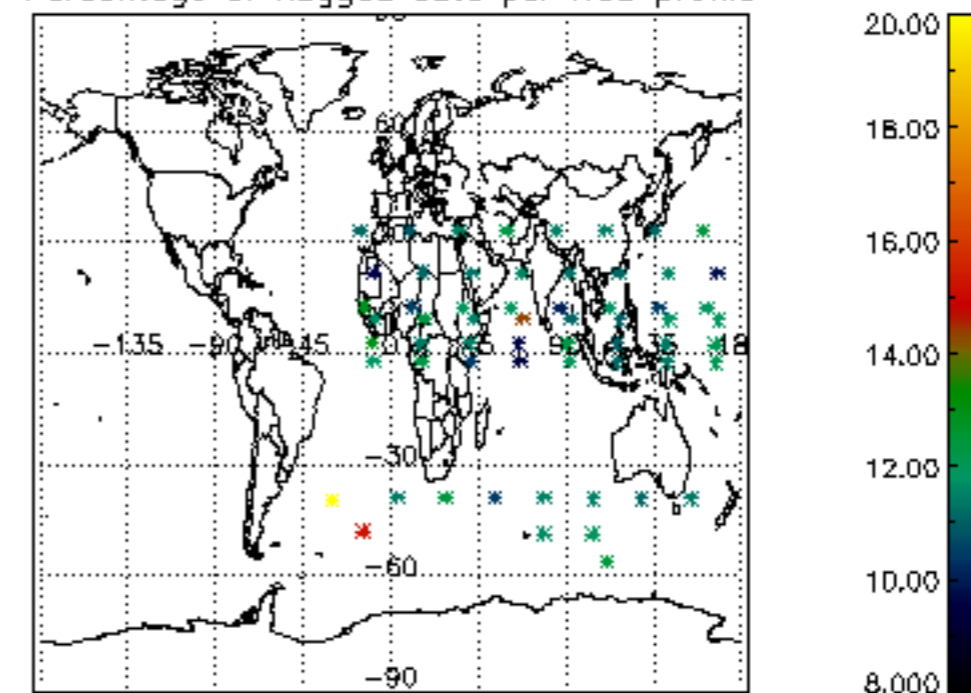
Percentage of flagged data per H2O profile

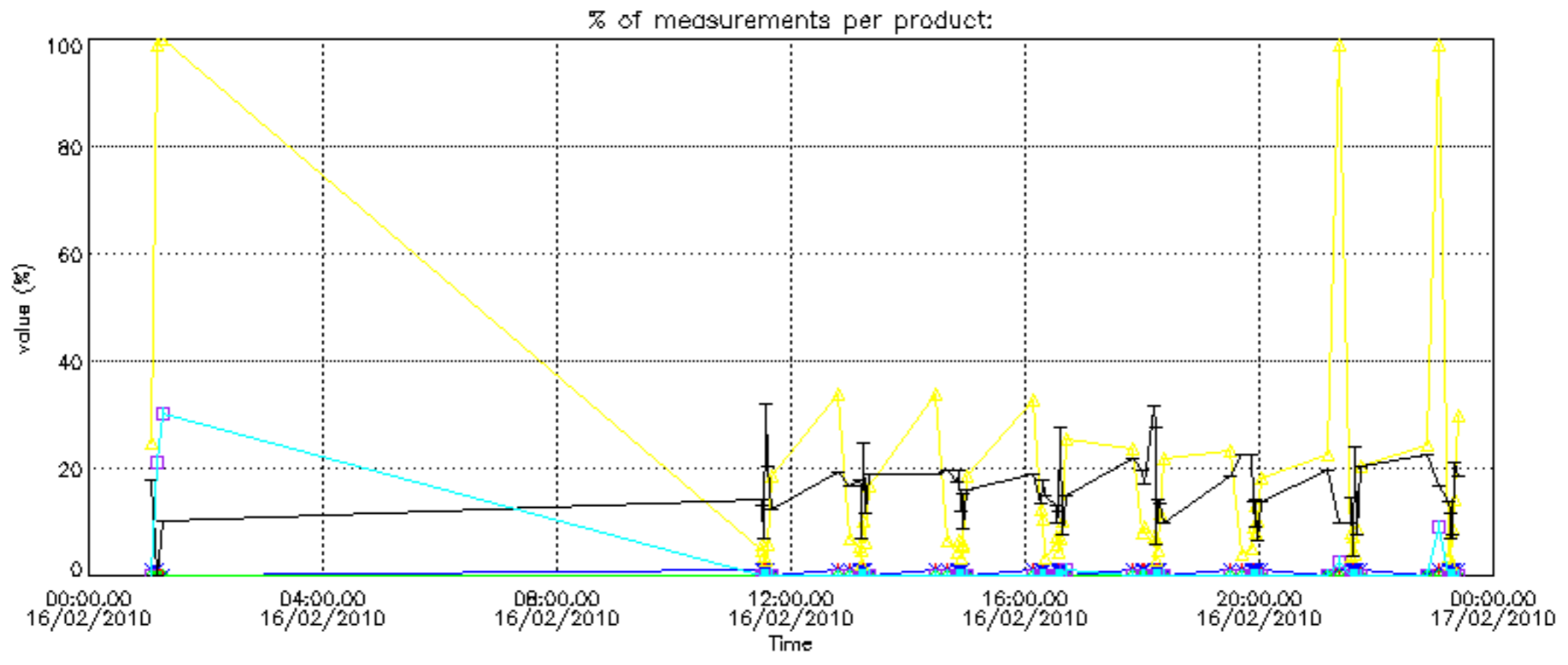


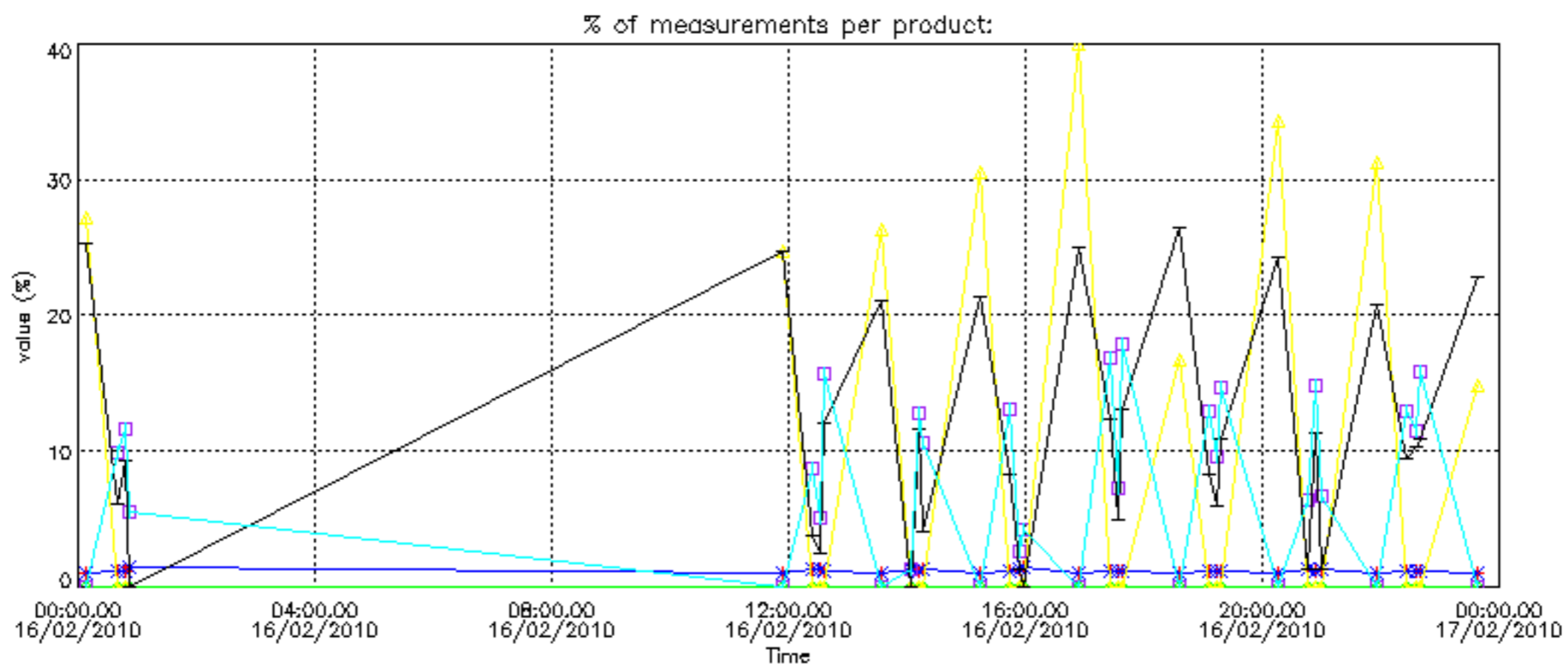
Percentage of flagged data per NO2 profile



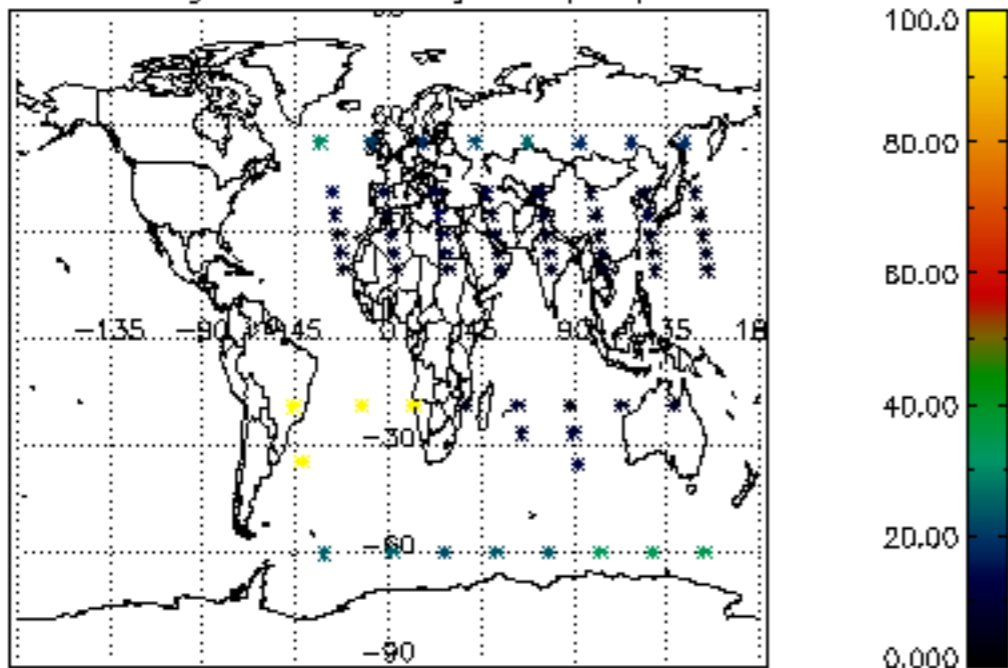
Percentage of flagged data per NO3 profile



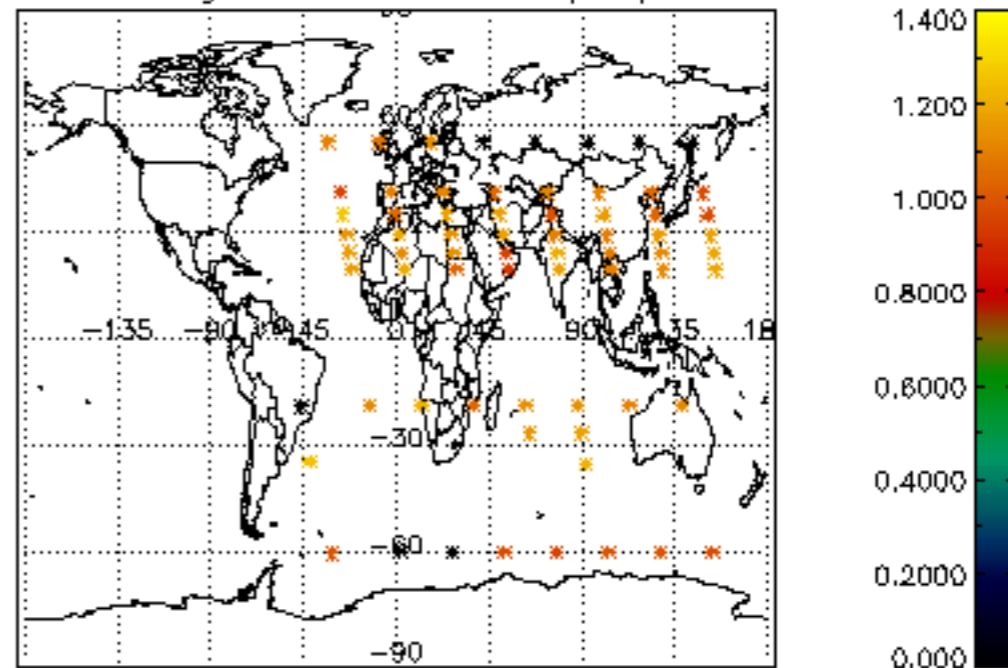




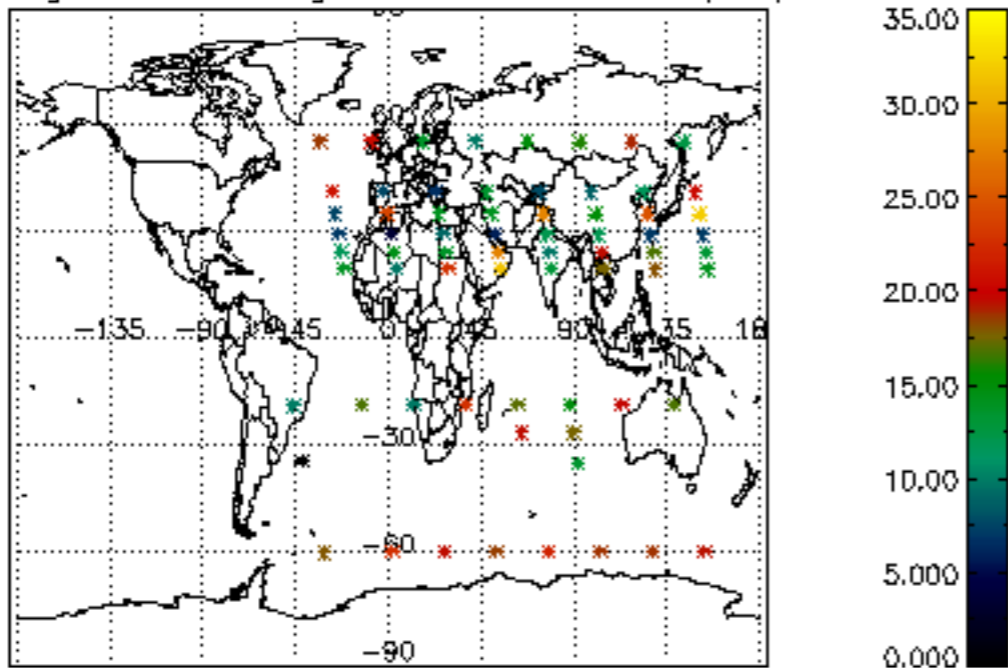
Percentage of cosmic ray hits per profile



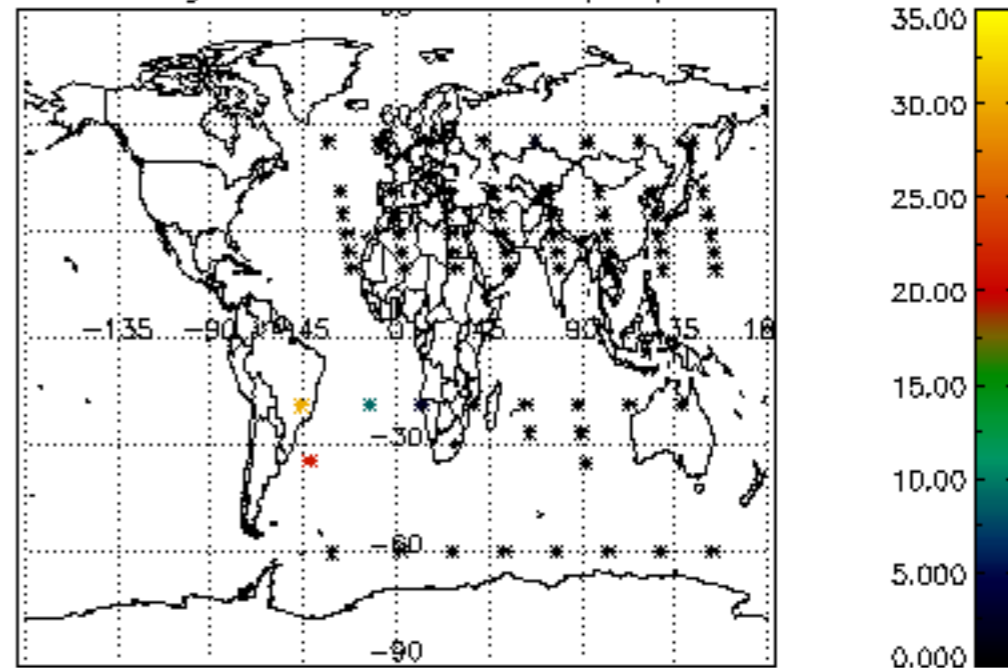
Percentage of datation errors per profile



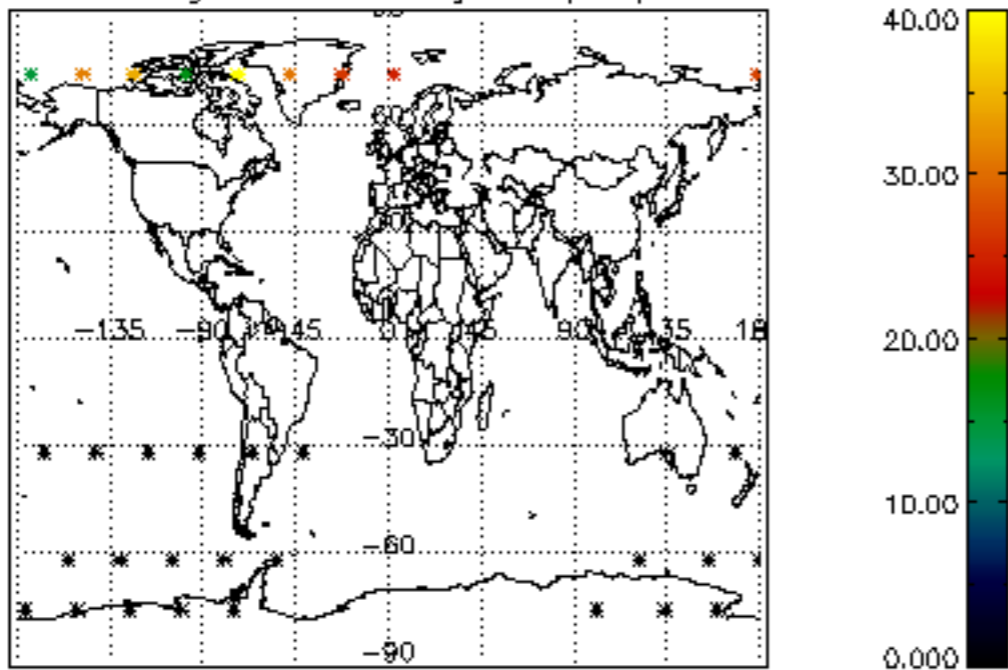
Percentage of star falling outside central band per profile



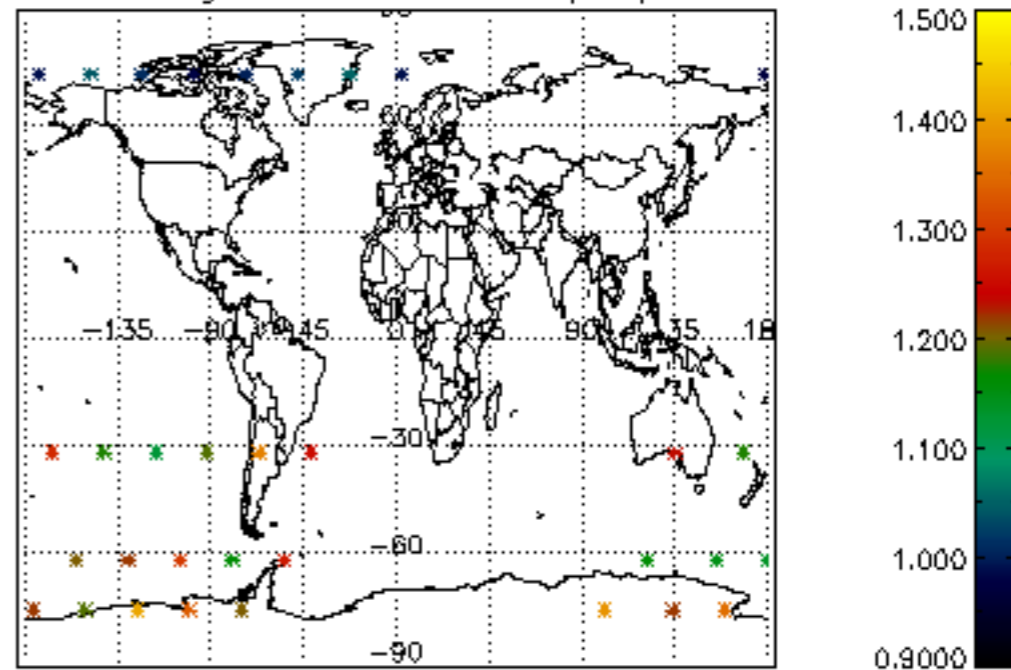
Percentage of saturation errors per profile



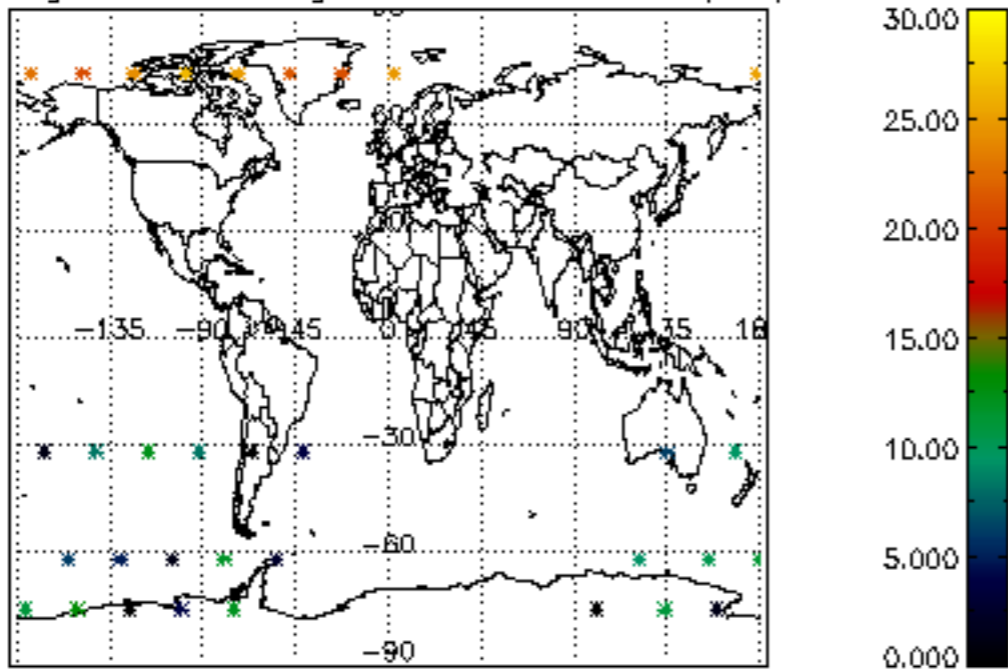
Percentage of cosmic ray hits per profile



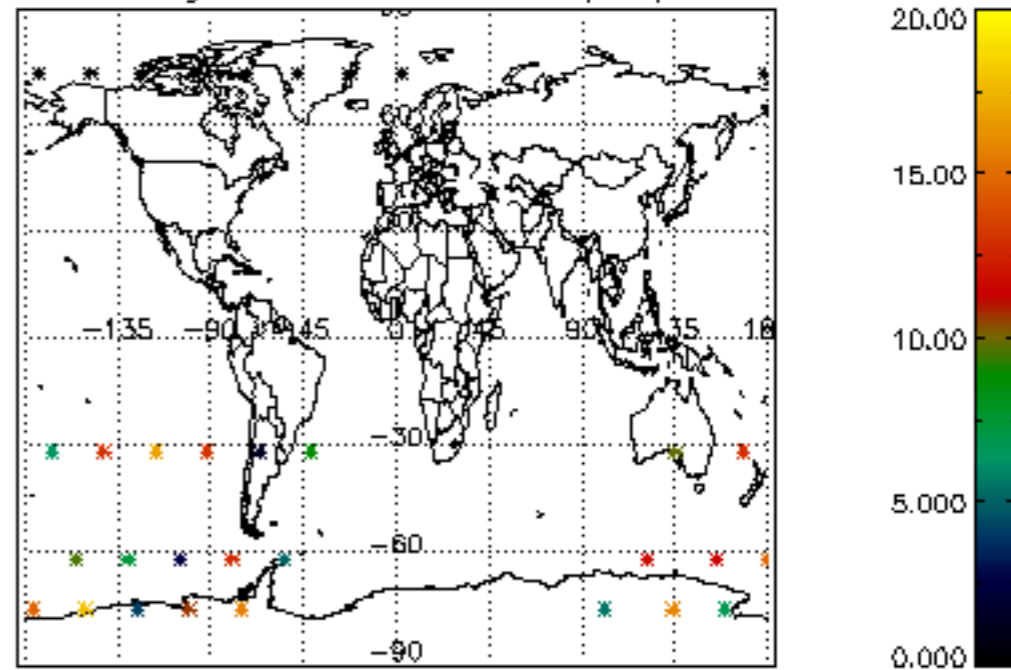
Percentage of datation errors per profile

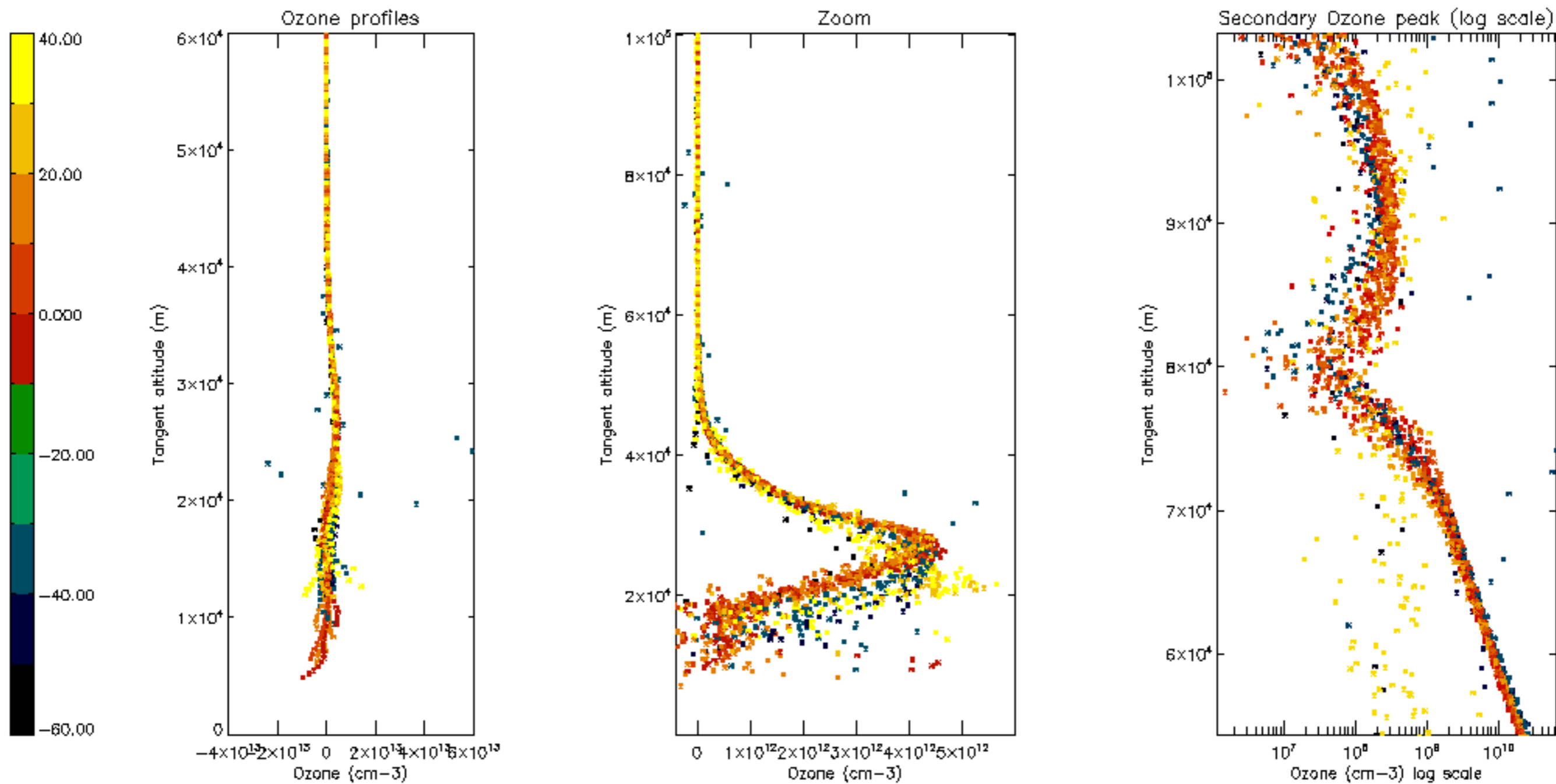


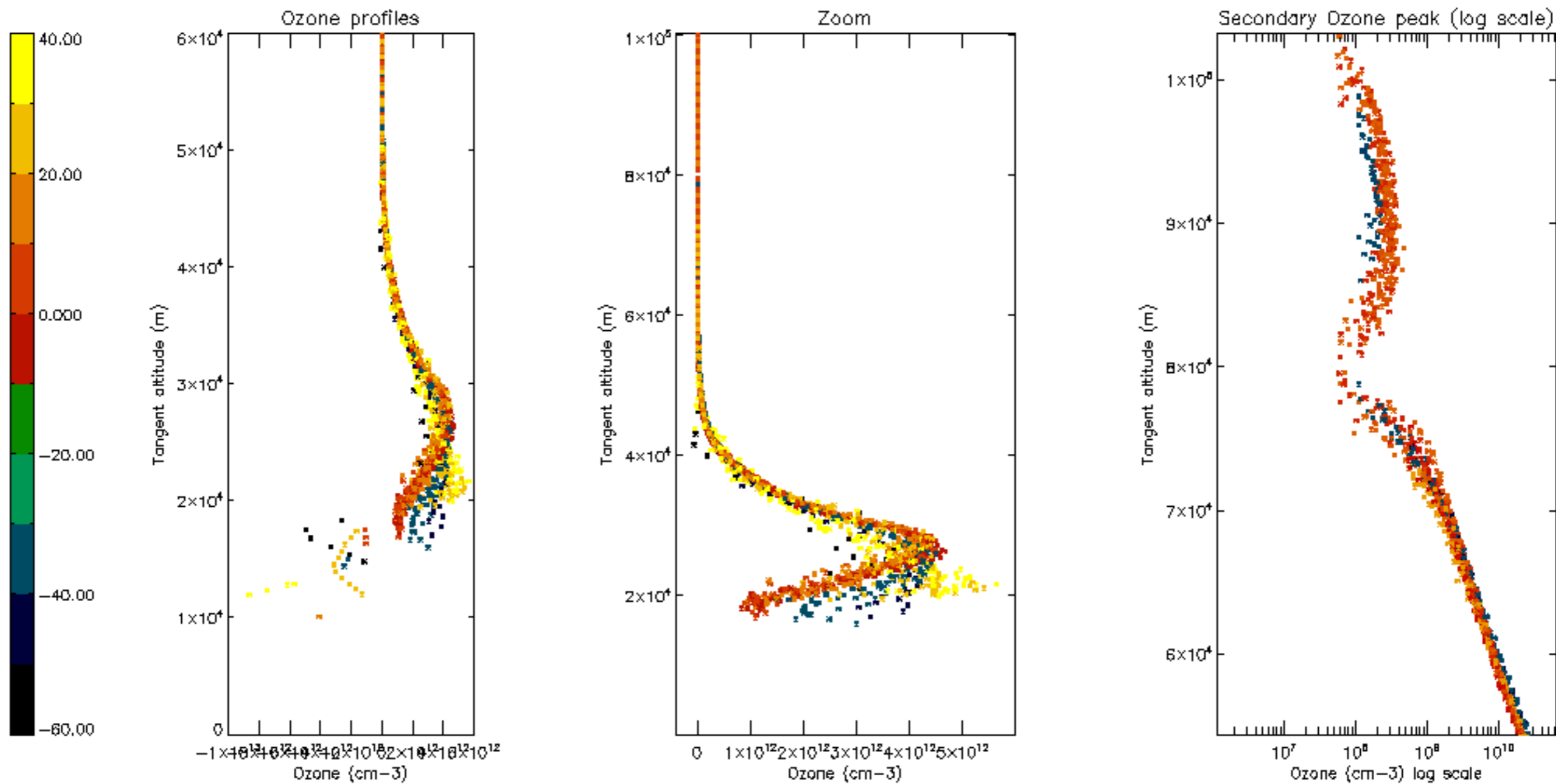
Percentage of star falling outside central band per profile

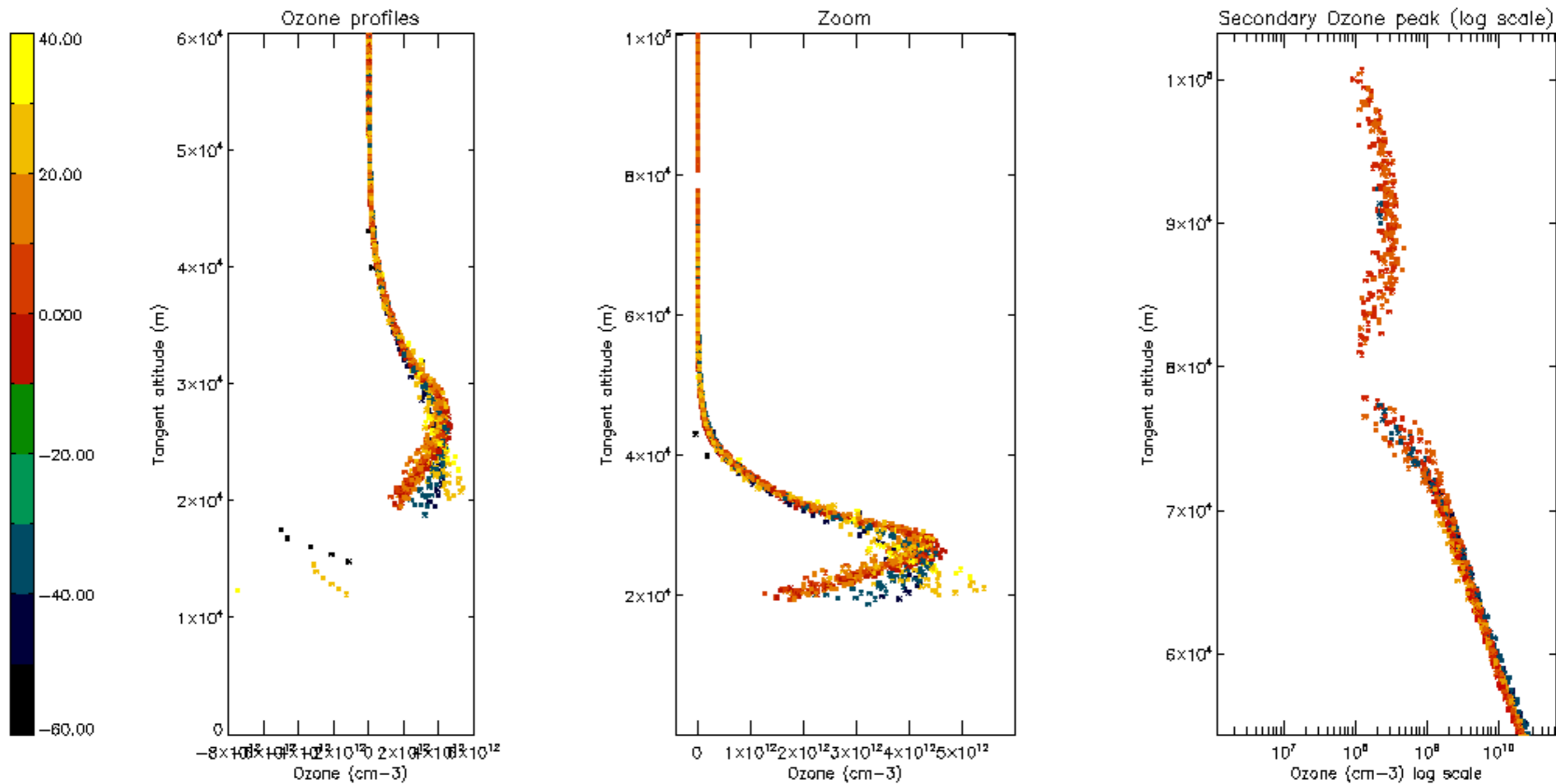


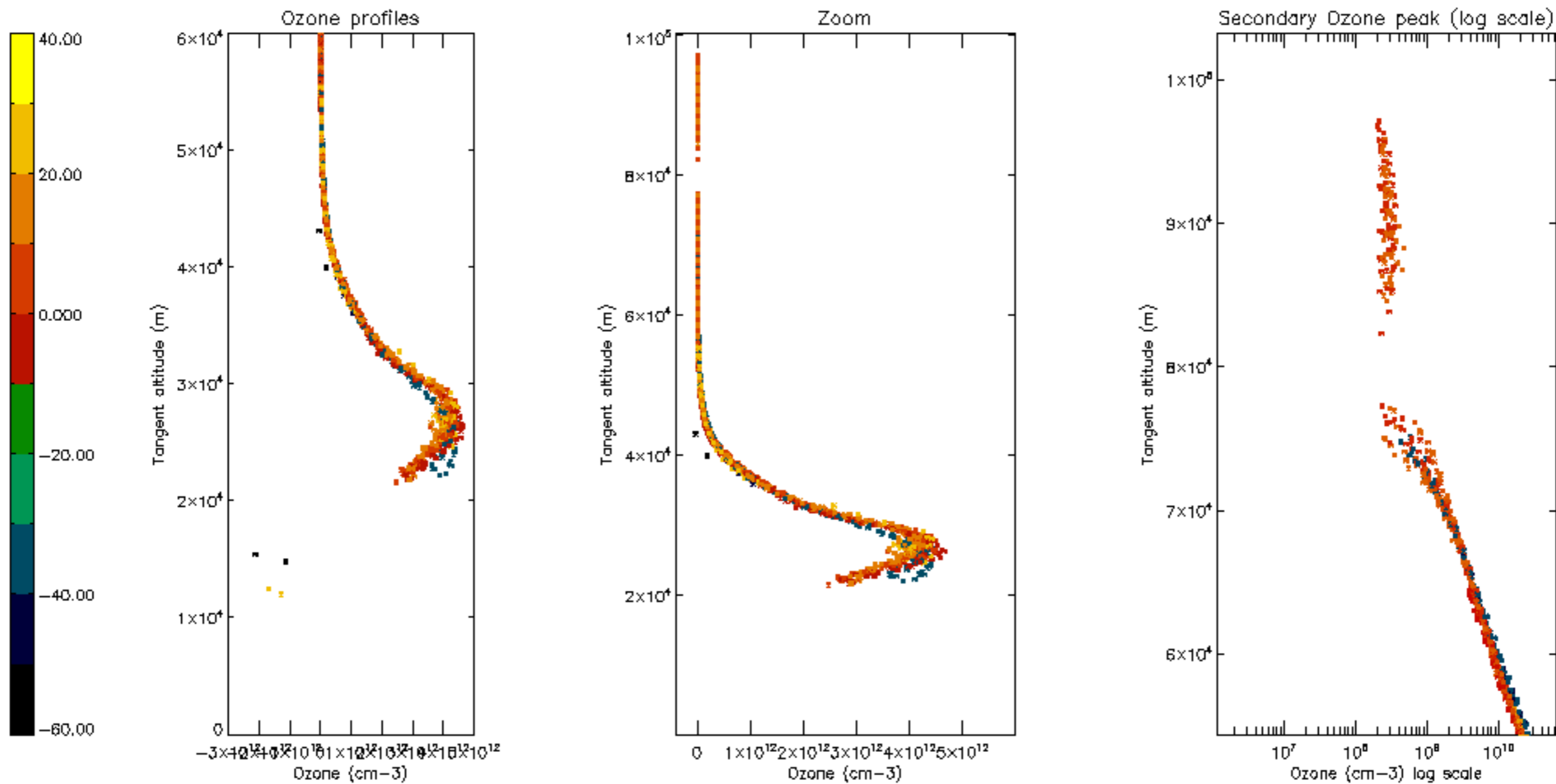
Percentage of saturation errors per profile

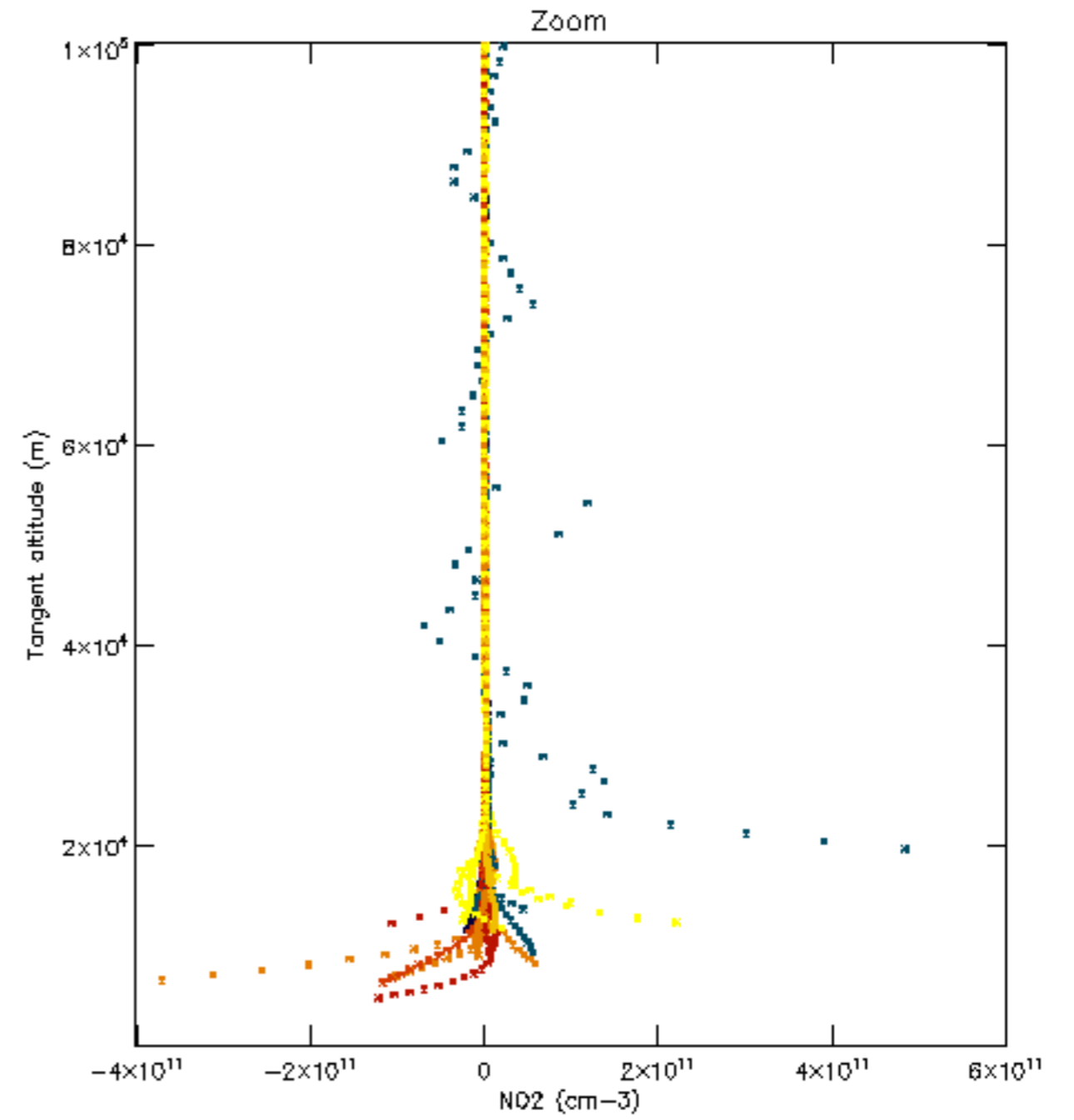
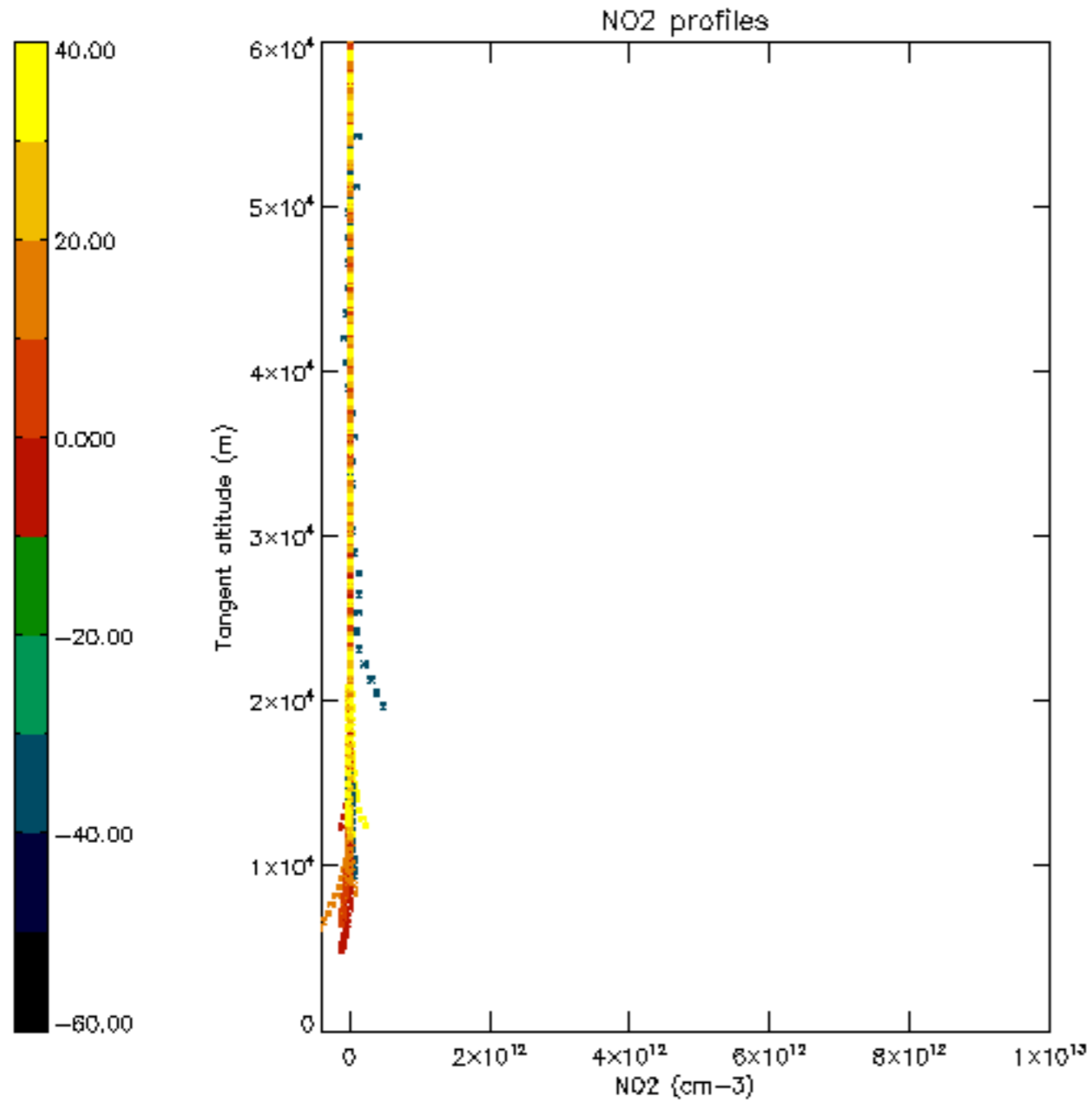


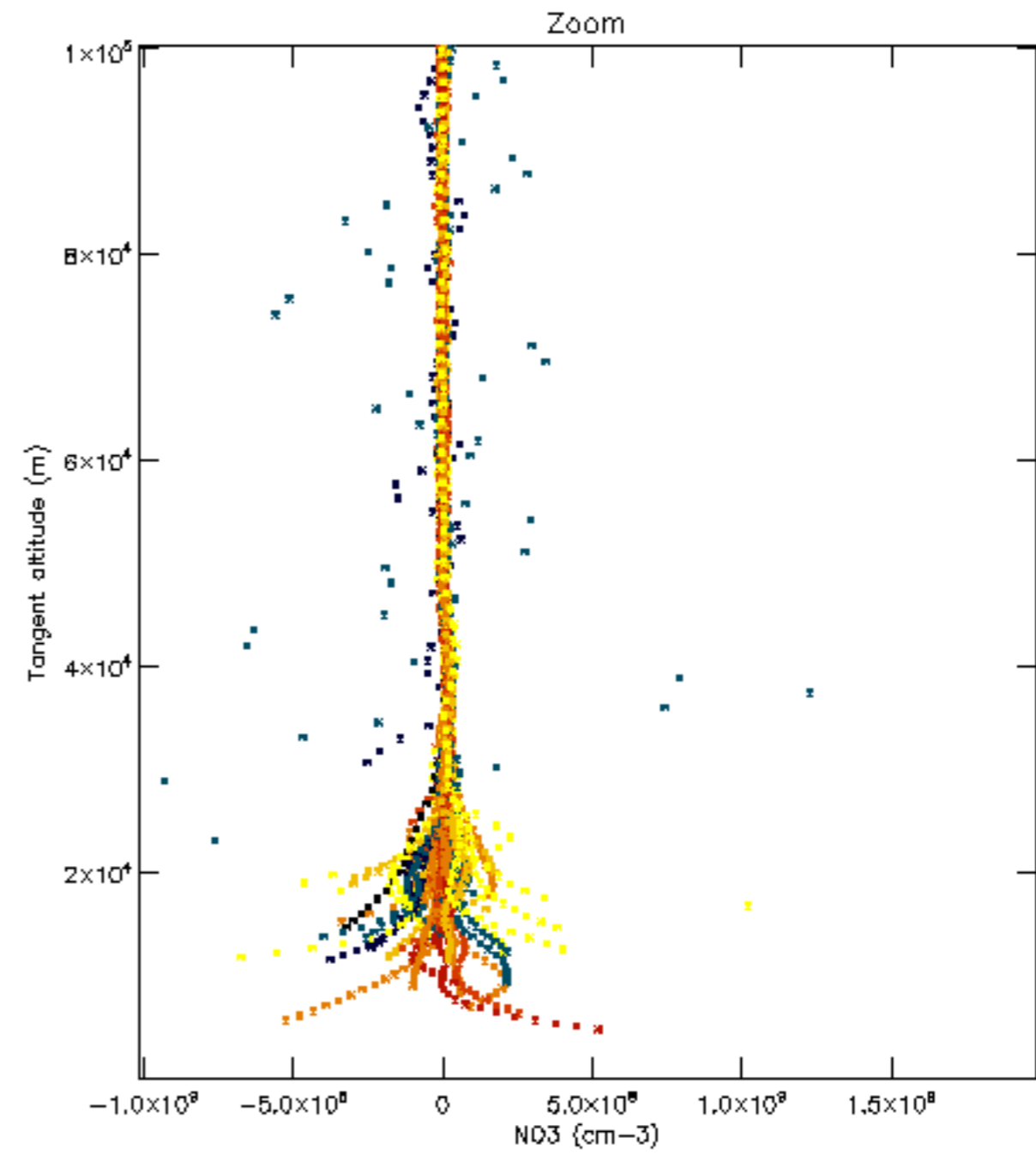
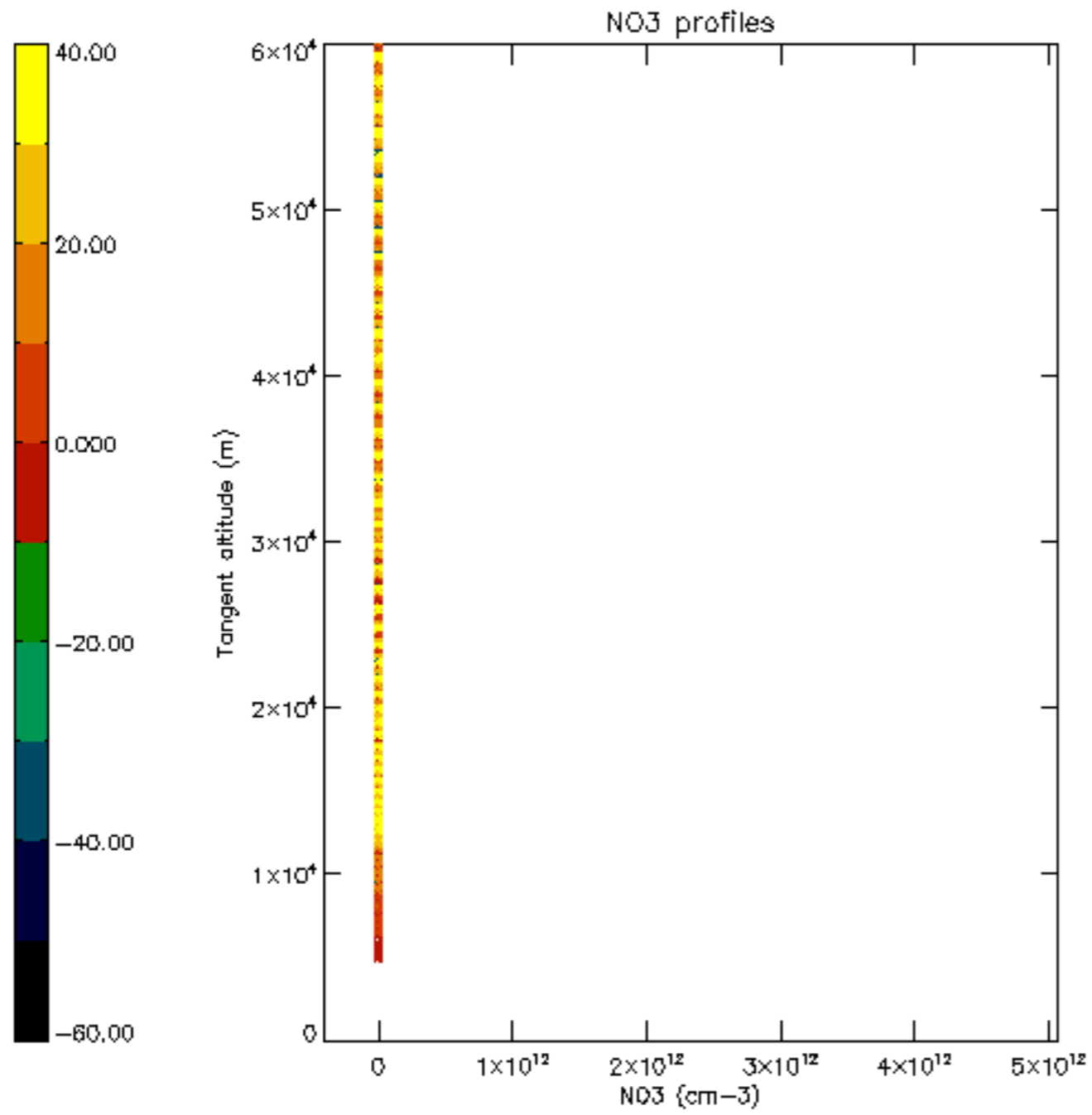


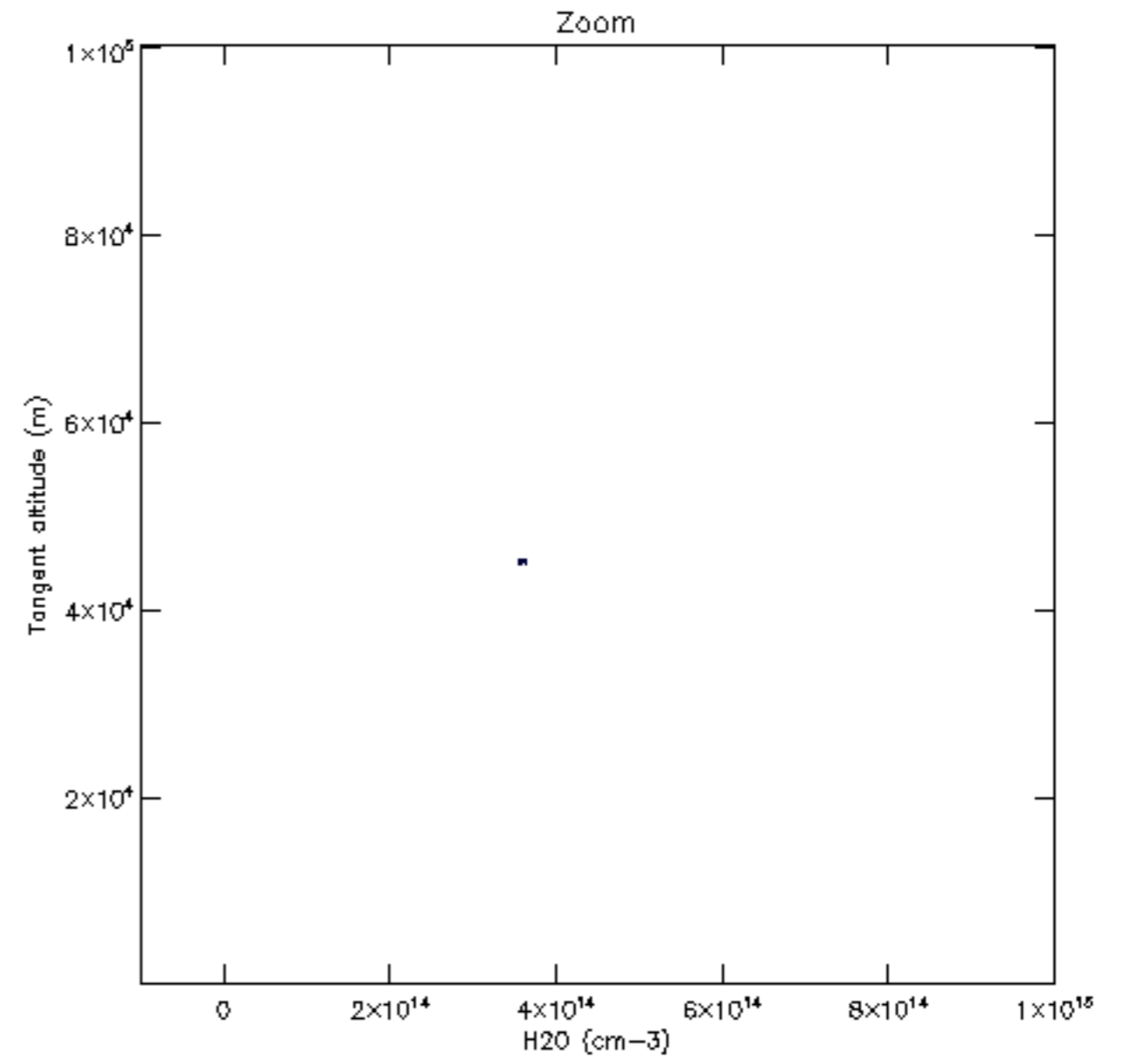
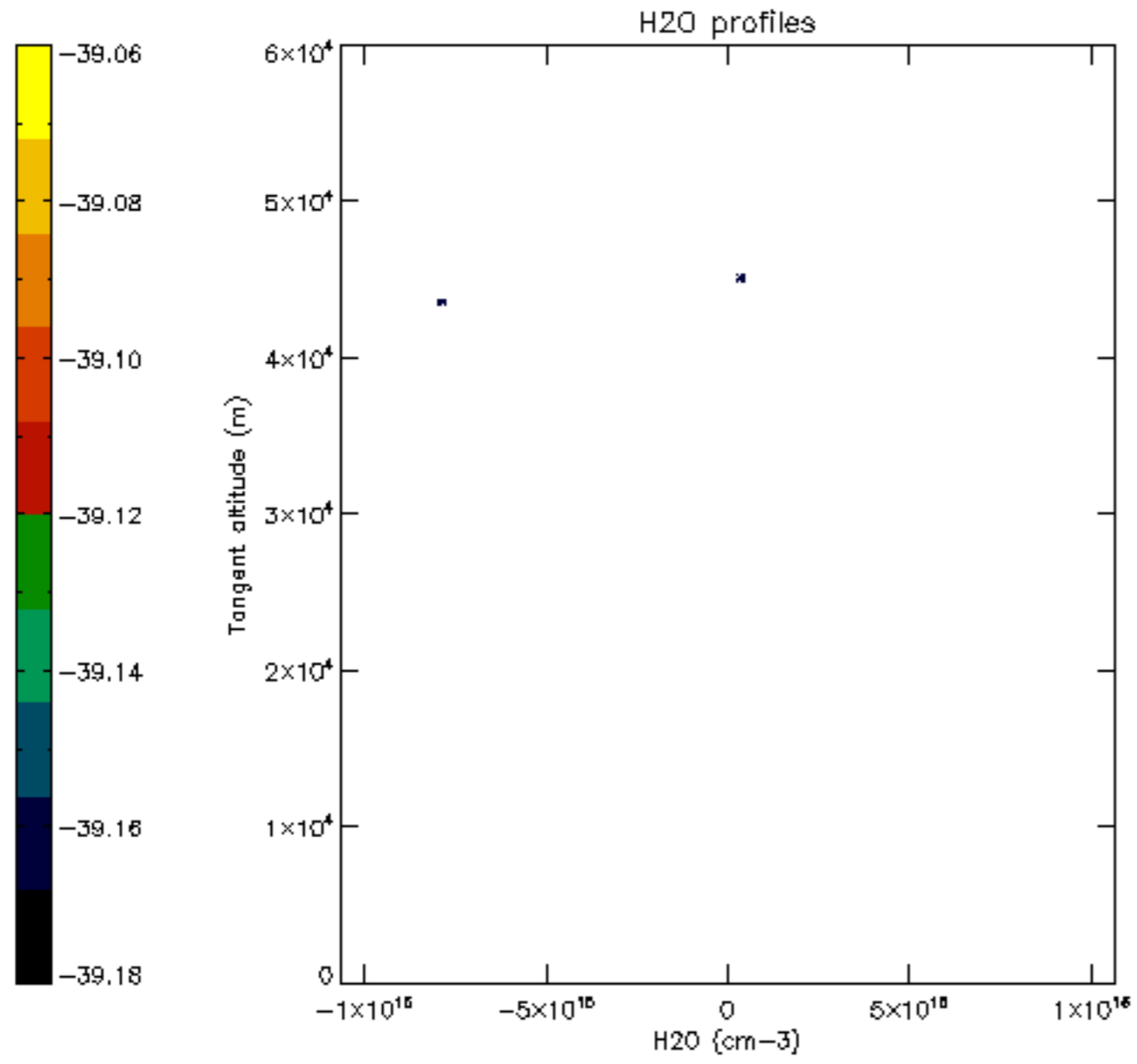


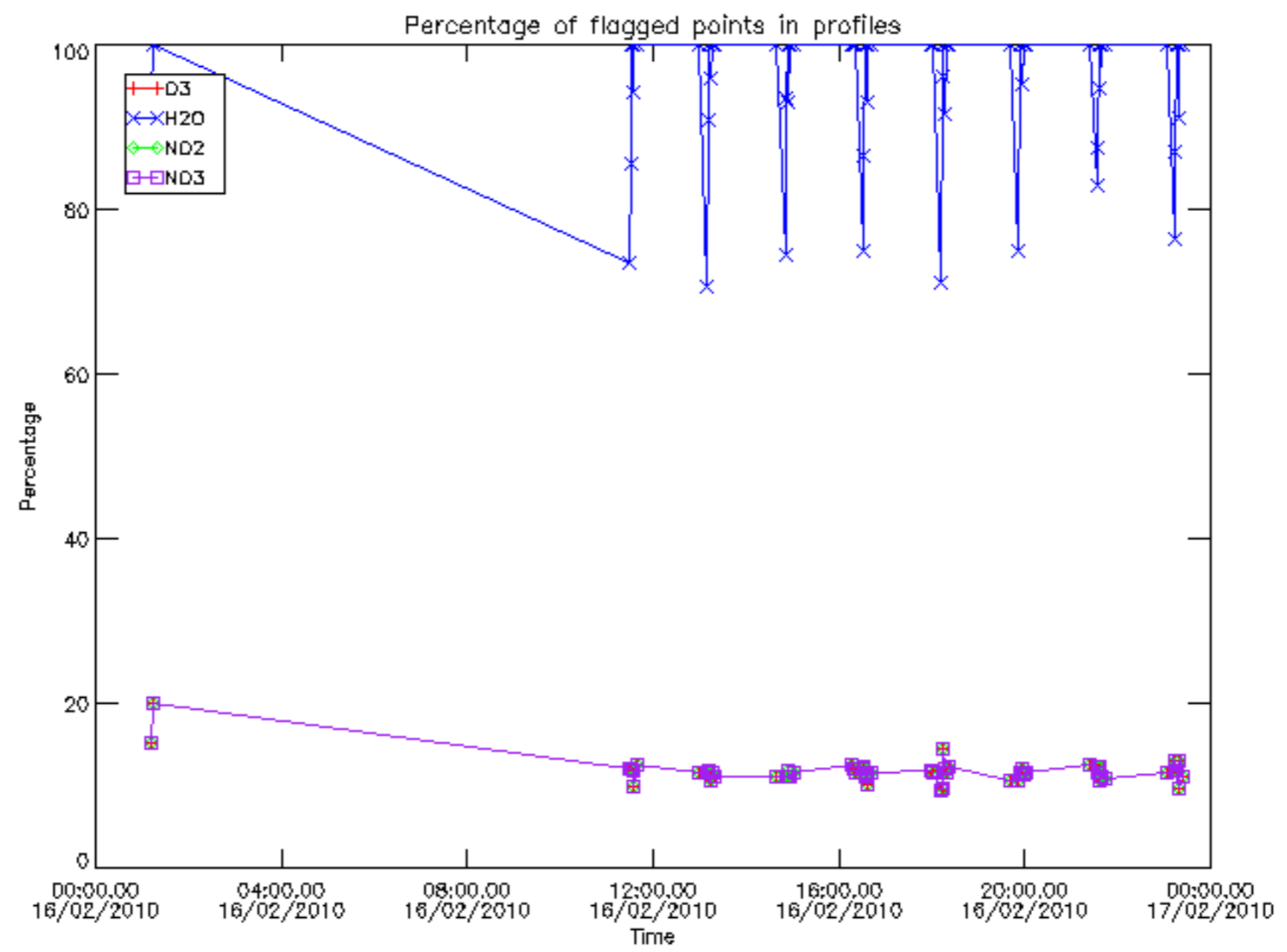




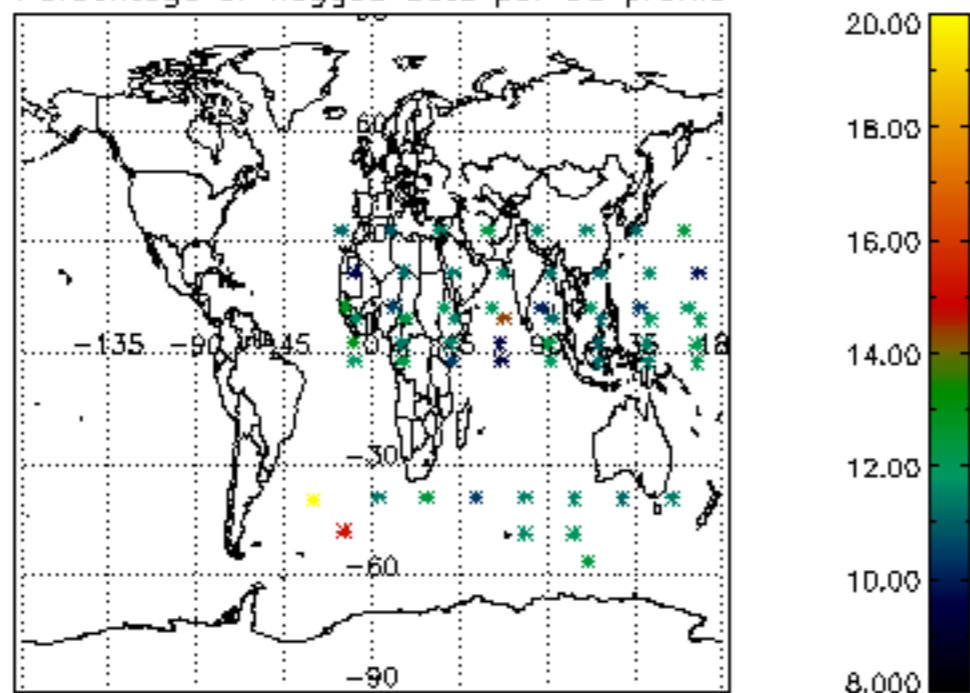




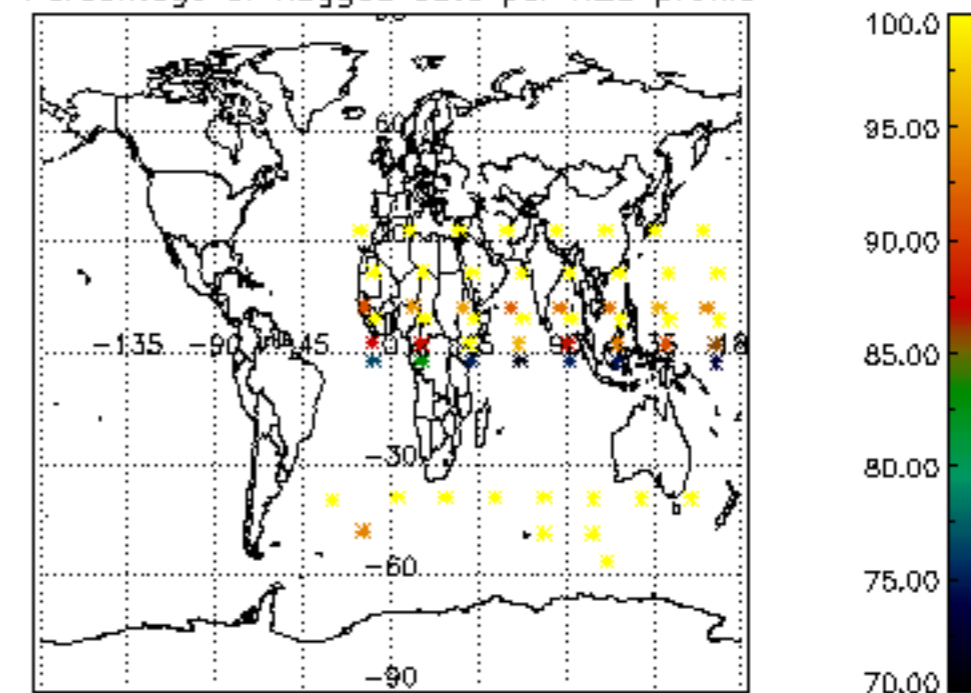




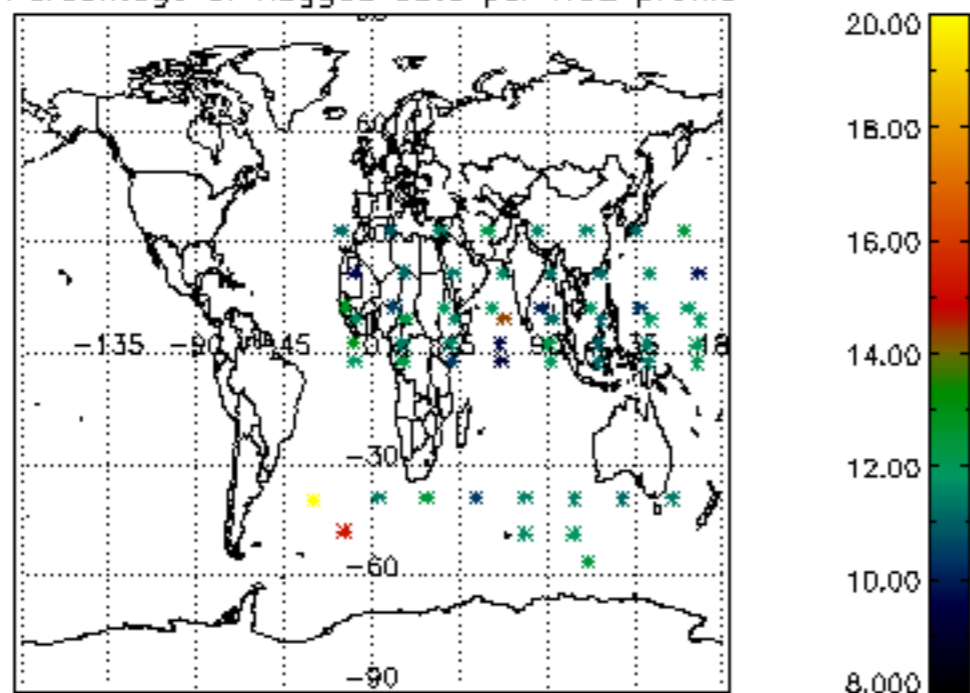
Percentage of flagged data per D3 profile



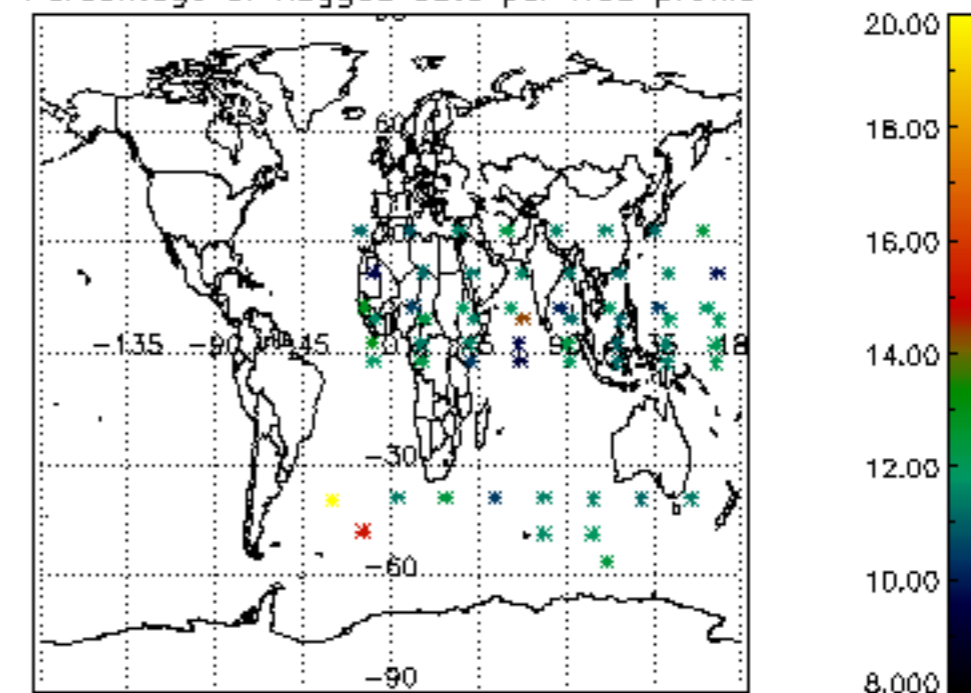
Percentage of flagged data per H2O profile

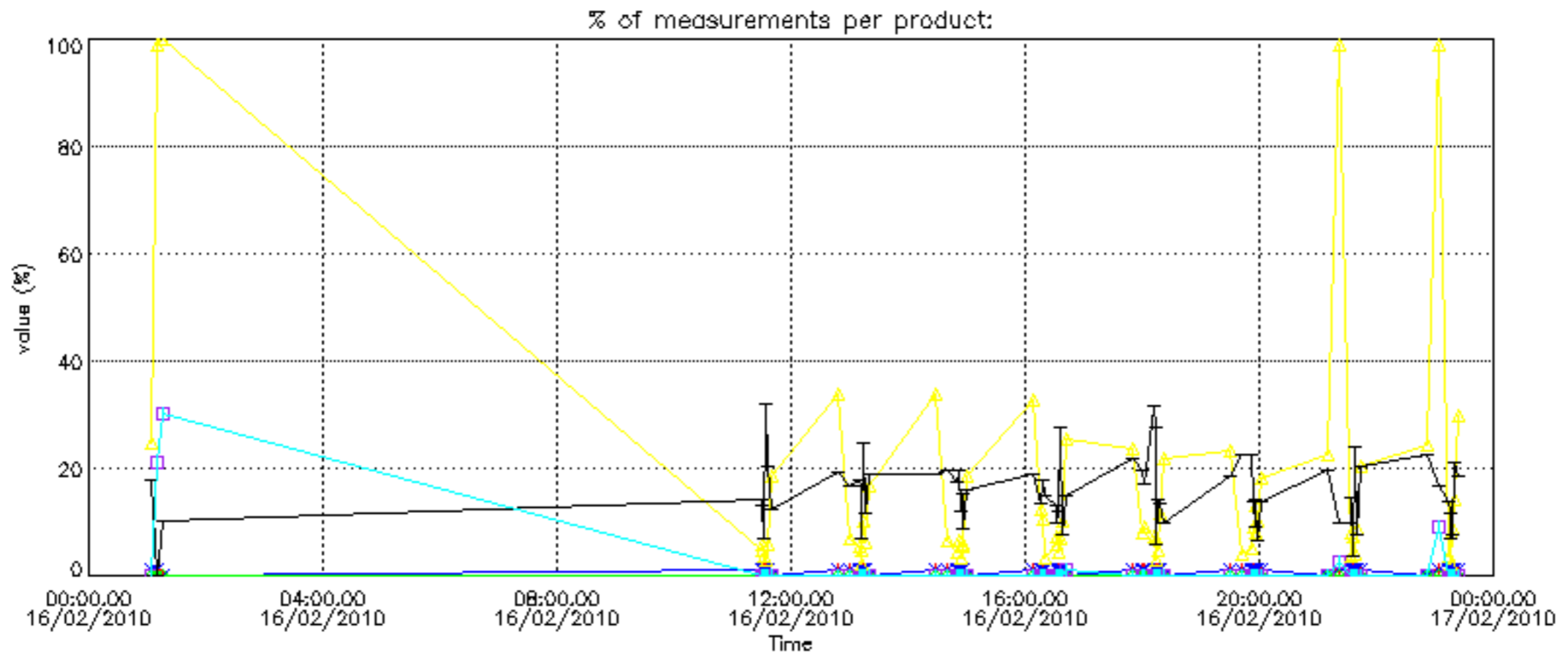


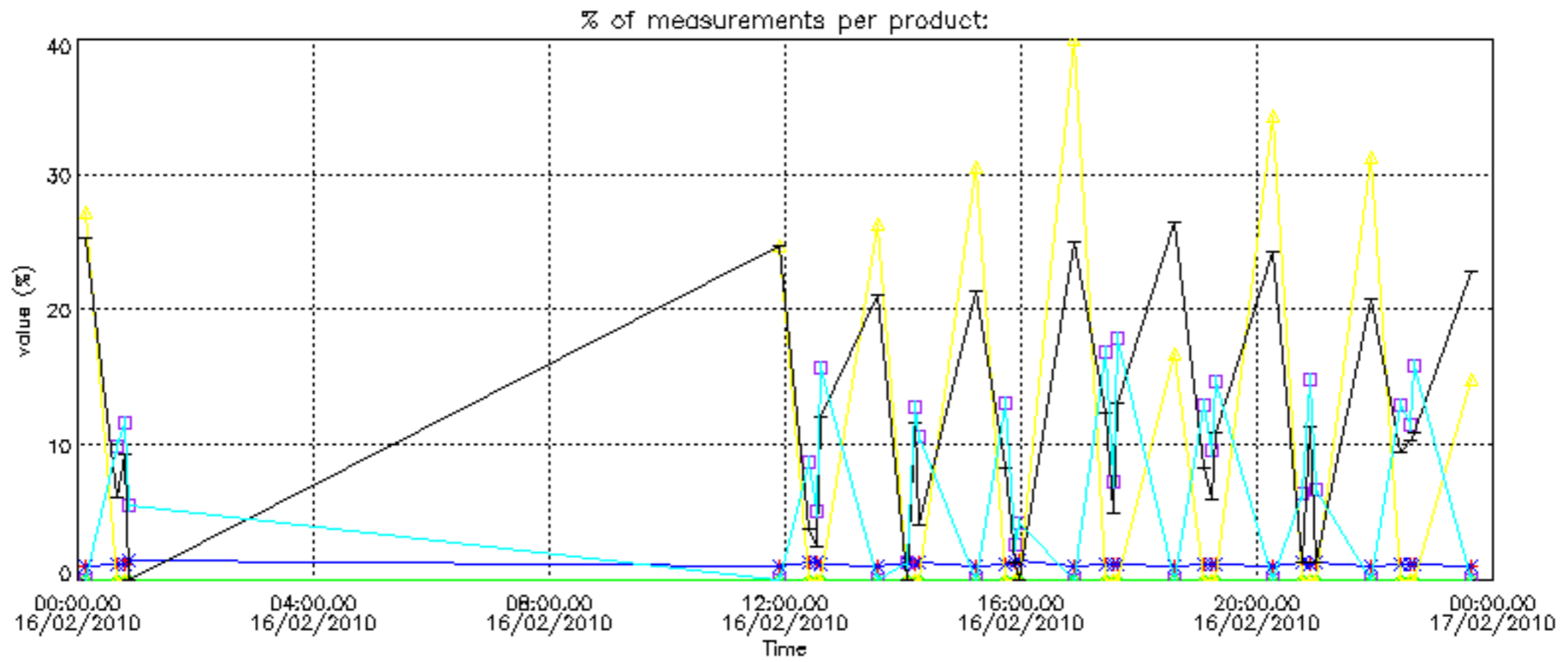
Percentage of flagged data per NO2 profile



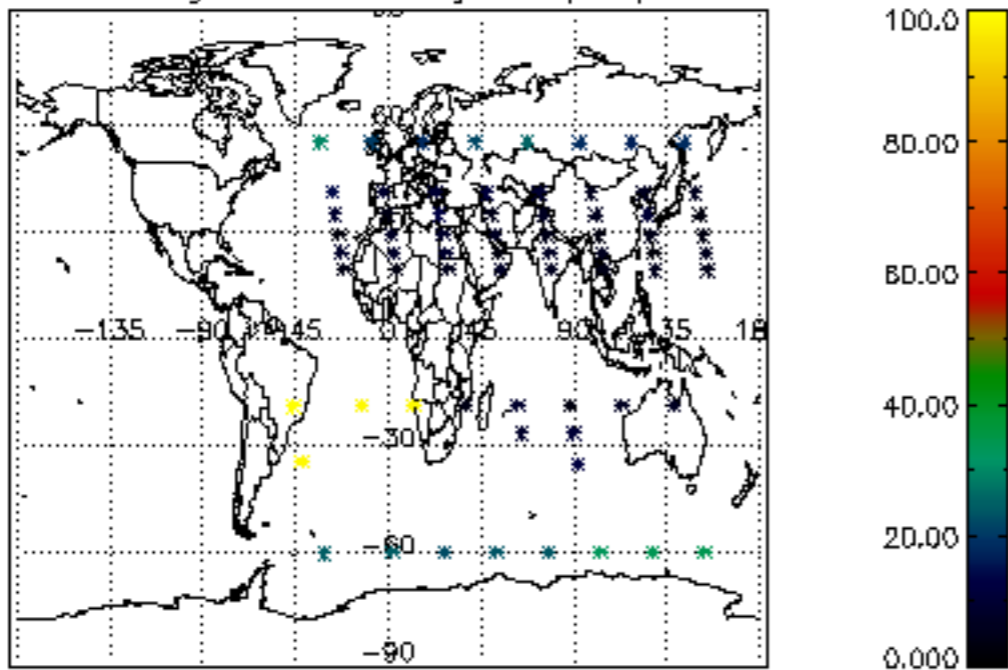
Percentage of flagged data per NO3 profile



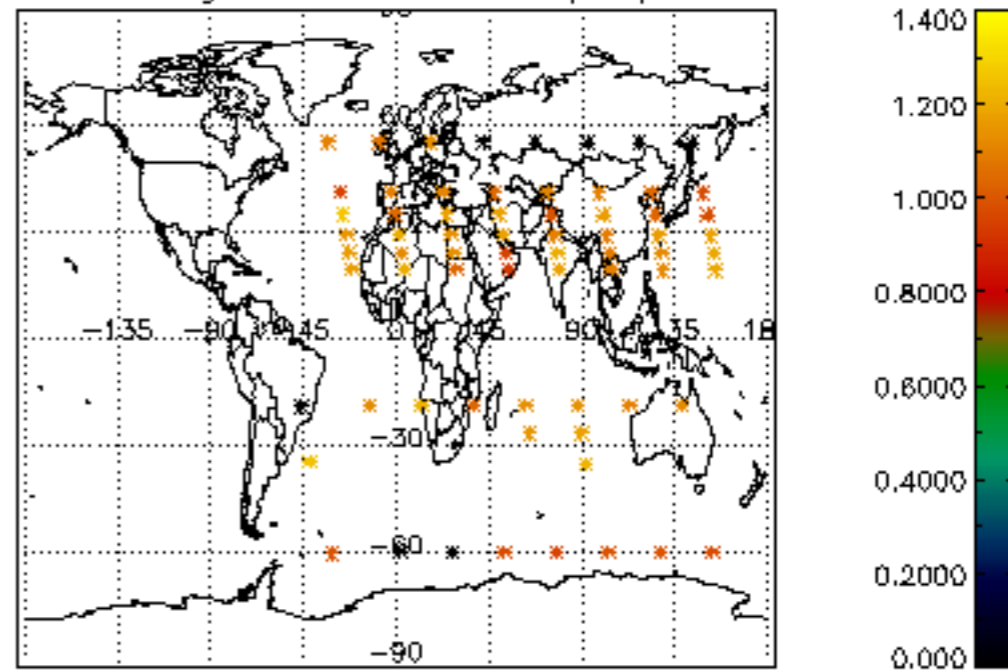




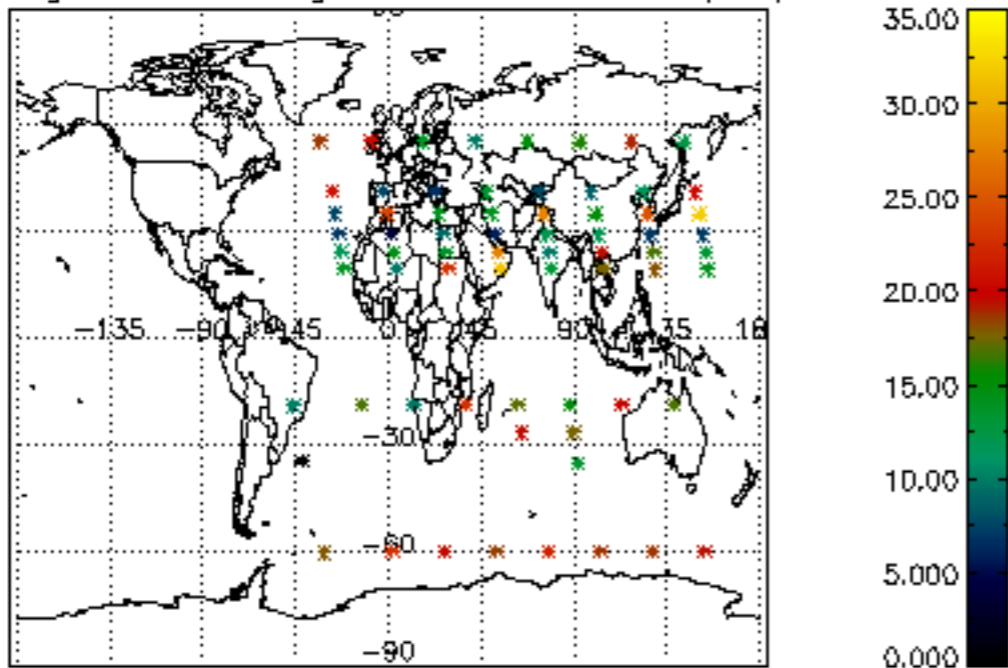
Percentage of cosmic ray hits per profile



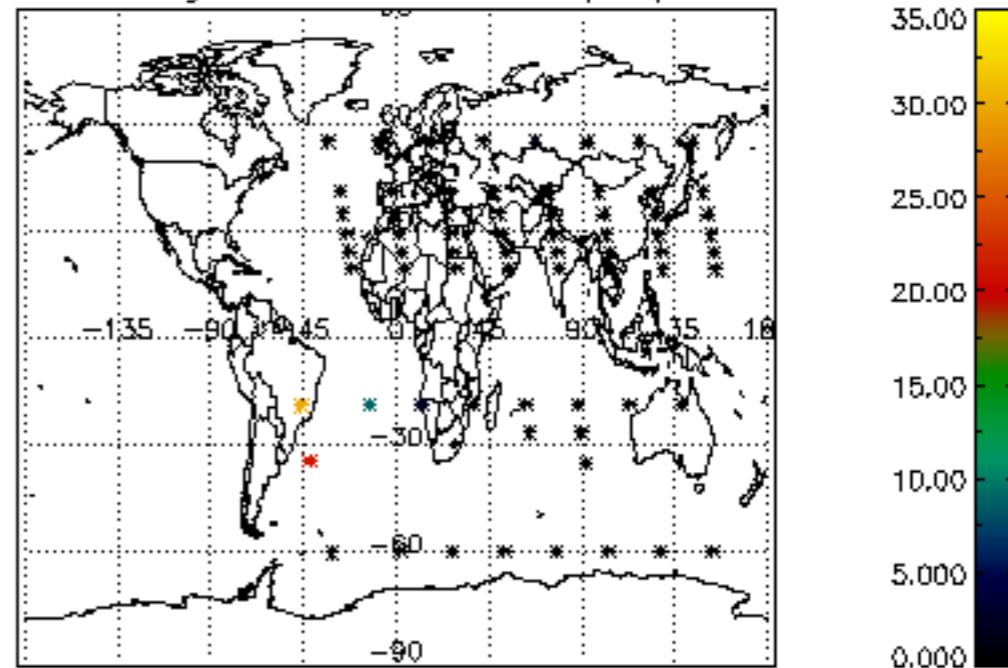
Percentage of datation errors per profile



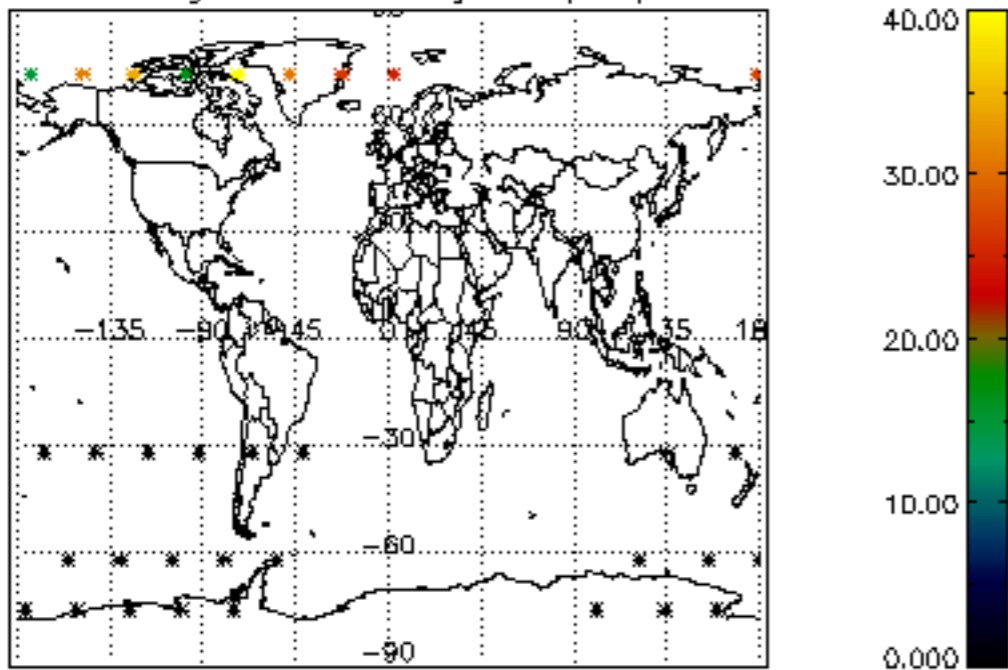
Percentage of star falling outside central band per profile



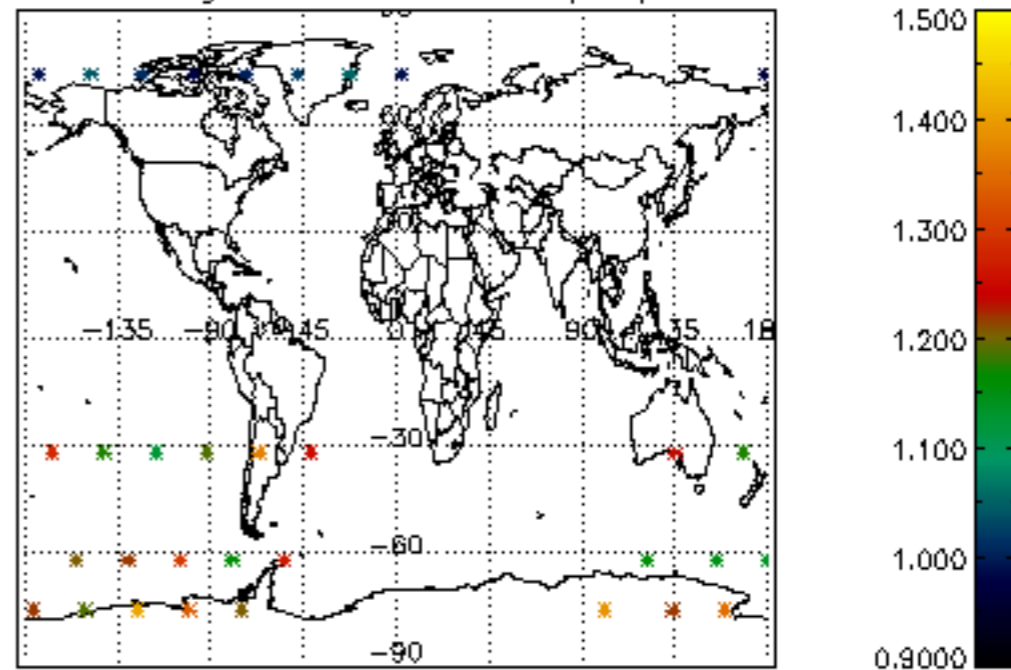
Percentage of saturation errors per profile



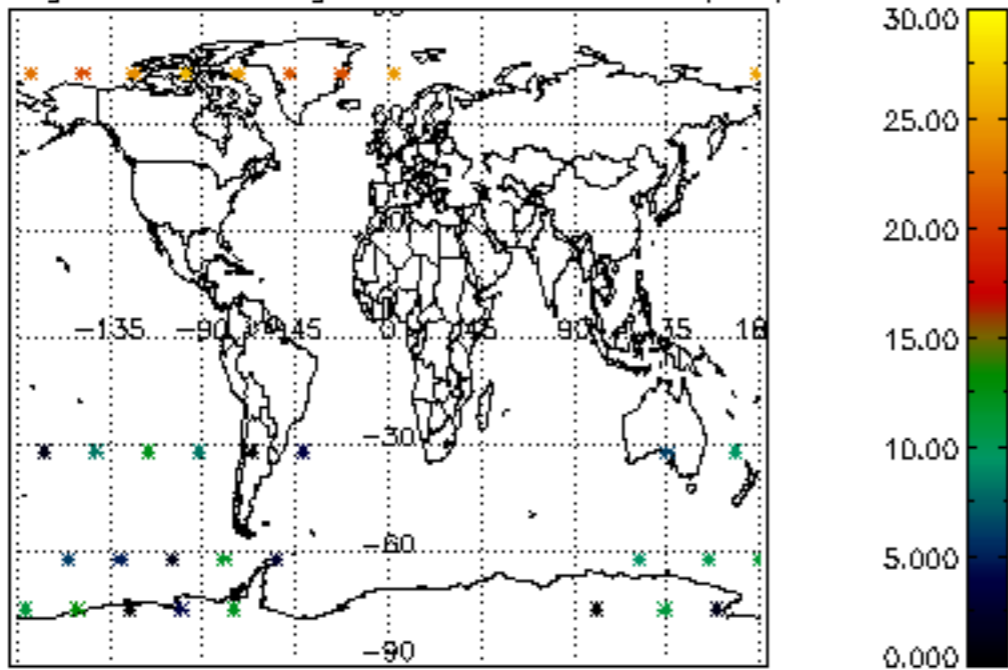
Percentage of cosmic ray hits per profile



Percentage of datation errors per profile



Percentage of star falling outside central band per profile



Percentage of saturation errors per profile

