

GOMOS Level 2 Daily Report

SUMMARY

[1. General Info](#)

[2. Summary of processed GOM_NL_2P products](#)

[3. Level 2 Quality information per product](#)

[3.1 Plot of level 2 quality information per product \(time dependant\)](#)

[3.2 Plot of level 2 quality information per product \(world map\)](#)

[4. Level 1 Quality information per product \(stored on level 2 products\)](#)

[4.1 Plot of level 1 quality information per product \(time dependant\)](#)

[4.1.1 Plot of level 1 quality information per product \(time dependant\): ASCENDING](#)

[4.1.2 Plot of level 1 quality information per product \(time dependant\): DESCENDING](#)

[4.2 Plot of level 1 quality information per product \(world map\)](#)

[4.2.1 Plot of level 1 quality information per product \(world map\): ASCENDING](#)

[4.2.2 Plot of level 1 quality information per product \(world map\): DESCENDING](#)

[5. Ozone profiles based on quality statistics and other trace gas profiles](#)

[5.1 Ozone statistics based on quality of products](#)

[5.2 Plot ozone profiles for all STD \(dark without errors\)](#)

[5.3 Plot ozone profiles where STD < 20% \(dark without errors\)](#)

[5.4. Plot ozone profiles where STD < 10% \(dark without errors\)](#)

[5.5. Plot ozone profiles where STD < 5% \(dark without errors\)](#)

[5.6 Plot NO2 profiles for all STD \(dark without errors\)](#)

[5.7 Plot NO3 profiles for all STD \(dark without errors\)](#)

[5.8 Plot H2O profiles \(only for occultations of stars 1,2,3,4,13,14,16,26,63 dark without errors\) for all STD](#)

[6. Auxiliary Data Files used for the production reported in section 2](#)

This report presents the daily analysis on parameters extracted from GOMOS level 2 data (GOM_NL__2P). It is intended to monitor some important parameters that will impact the quality of these products. A list of level 2 products (and content) that have arrived during the reporting day to the PCF is also given.

Item	Value
Time of report generation	26APR2013 17:19:13
Data source version	GOMOS/6.01
Start time of products	11-02-2010 (11FEB2010 00:00:00)
Stop time of products	12-02-2010 (12FEB2010 00:00:00)
Store outputs in DB	Yes
Nb of level 2 prods	200
Nb of prods with errors	0

2. Summary of processed GOM_NL__2P products.

Nr	Filename	UTC Start time	Limb	Duration	Star Id	Star Name	Star Mag	Star Temp	Nb Meas	Orbit	Prod. error
1	GOM_NL__2PRFIN20100211_000116_000000432086_00431_41567_4592.N1	11-FEB-2010 00:01:16	Bright	43.000	119	14Eta Dra	2.7270	4700.0	86	41567	No
2	GOM_NL__2PRFIN20100211_000451_000000572086_00431_41567_4593.N1	11-FEB-2010 00:04:51	Bright	57.000	130	23Bet Dra	2.7990	5800.0	114	41567	No
3	GOM_NL__2PRFIN20100211_001541_000000442086_00431_41567_4594.N1	11-FEB-2010 00:15:41	Bright	44.000	168	17Zet Aql	2.9860	11000.	88	41567	No
4	GOM_NL__2PRFIN20100211_001736_000000442086_00431_41567_4595.N1	11-FEB-2010 00:17:36	Bright	44.000	59	55Alp Oph	2.0800	8900.0	88	41567	No
5	GOM_NL__2PRFIN20100211_001950_000000422086_00431_41567_4596.N1	11-FEB-2010 00:19:50	Bright	42.000	126	60Bet Oph	2.7700	4250.0	84	41567	No
6	GOM_NL__2PRFIN20100211_002651_000000512086_00431_41567_4597.N1	11-FEB-2010 00:26:51	Dark	50.500	86	35Eta Oph	2.4300	10200.	101	41567	No
7	GOM_NL__2PRFIN20100211_002822_000000452086_00431_41567_4598.N1	11-FEB-2010 00:28:22	Dark	44.500	116	19Del Sgr	2.7000	4100.0	89	41567	No
8	GOM_NL__2PRFIN20100211_003127_000000442086_00431_41567_4599.N1	11-FEB-2010 00:31:27	Dark	44.000	25	35Lam Sco	1.6200	28000.	88	41567	No
9	GOM_NL__2PRFIN20100211_003248_000000482086_00431_41567_4600.N1	11-FEB-2010 00:32:48	Dark	48.000	40	The Sco	1.8590	7100.0	96	41567	No
10	GOM_NL__2PRFIN20100211_003606_000000422086_00431_41567_4601.N1	11-FEB-2010 00:36:06	Dark	41.500	141	Bet Ara	2.8400	4600.0	83	41567	No
11	GOM_NL__2PRFIN20100211_003737_000000452086_00432_41568_4590.N1	11-FEB-2010 00:37:37	Dark	44.500	131	Gam Lup	2.8000	26000.	89	41568	No
12	GOM_NL__2PRFIN20100211_004004_000000292086_00432_41568_4591.N1	11-FEB-2010 00:40:04	Dark	29.000	109	Bet Lup	2.6770	26000.	58	41568	No
13	GOM_NL__2PRFIN20100211_004320_000000502086_00432_41568_4592.N1	11-FEB-2010 00:43:20	Dark	49.500	10	Bet Cen	0.61000	28000.	99	41568	No
14	GOM_NL__2PRFIN20100211_004632_000000492086_00432_41568_4593.N1	11-FEB-2010 00:46:32	Dark	49.000	12	Alp1Cru	0.77500	30000.	98	41568	No
15	GOM_NL__2PRFIN20100211_004904_000000452086_00432_41568_4594.N1	11-FEB-2010 00:49:04	Dark	44.500	99	Del Cen	2.5750	26000.	89	41568	No
16	GOM_NL__2PRFIN20100211_005611_000000452086_00432_41568_4595.N1	11-FEB-2010 00:56:11	Straylight	45.000	65	Lam Vel	2.2040	4400.0	90	41568	No
17	GOM_NL__2PRFIN20100211_010219_000000412086_00432_41568_4596.N1	11-FEB-2010 01:02:19	Straylight	40.500	132	15Rho Pup	2.8030	6900.0	81	41568	No
18	GOM_NL__2PRFIN20100211_010625_000000532086_00432_41568_4597.N1	11-FEB-2010 01:06:25	Straylight	52.500	48	30Alp Hya	1.9770	4100.0	105	41568	No
19	GOM_NL__2PRFIN20100211_013701_000000412086_00432_41568_4598.N1	11-FEB-2010 01:37:01	Bright	41.000	60	7Bet UMi	2.0810	3950.0	82	41568	No
20	GOM_NL__2PRFIN20100211_014151_000000442086_00432_41568_4599.N1	11-FEB-2010 01:41:51	Bright	43.500	119	14Eta Dra	2.7270	4700.0	87	41568	No
21	GOM_NL__2PRFIN20100211_014527_000000422086_00432_41568_4600.N1	11-FEB-2010 01:45:27	Bright	42.000	130	23Bet Dra	2.7990	5800.0	84	41568	No
22	GOM_NL__2PRFIN20100211_014929_000000352086_00432_41568_4601.N1	11-FEB-2010 01:49:29	Bright	35.000	5	3Alp Lyr	0.033000	11000.	70	41568	No
23	GOM_NL__2PRFIN20100211_015617_000000522086_00432_41568_4602.N1	11-FEB-2010 01:56:17	Bright	52.000	168	17Zet Aql	2.9860	11000.	104	41568	No
24	GOM_NL__2PRFIN20100211_015812_000000412086_00432_41568_4603.N1	11-FEB-2010 01:58:12	Bright	40.500	59	55Alp Oph	2.0800	8900.0	81	41568	No
25	GOM_NL__2PRFIN20100211_020026_000000472086_00432_41568_4604.N1	11-FEB-2010 02:00:26	Bright	46.500	126	60Bet Oph	2.7700	4250.0	93	41568	No
26	GOM_NL__2PRFIN20100211_020728_000000462086_00432_41568_4605.N1	11-FEB-2010 02:07:28	Dark	45.500	86	35Eta Oph	2.4300	10200.	91	41568	No
27	GOM_NL__2PRFIN20100211_021324_000000452086_00432_41568_4606.N1	11-FEB-2010 02:13:24	Dark	44.500	40	The Sco	1.8590	7100.0	89	41568	No
28	GOM_NL__2PRFIN20100211_021513_000000392086_00432_41568_4607.N1	11-FEB-2010 02:15:13	Dark	38.500	147	Alp Ara	2.8770	26000.	77	41568	No
29	GOM_NL__2PRFIN20100211_021642_000000412086_00432_41568_4608.N1	11-FEB-2010 02:16:42	Dark	40.500	141	Bet Ara	2.8400	4600.0	81	41568	No
30	GOM_NL__2PRFIN20100211_021814_000000462086_00433_41569_4598.N1	11-FEB-2010 02:18:14	Dark	46.000	131	Gam Lup	2.8000	26000.	92	41569	No
31	GOM_NL__2PRFIN20100211_022041_000000292086_00433_41569_4599.N1	11-FEB-2010 02:20:41	Dark	29.000	109	Bet Lup	2.6770	26000.	58	41569	No
32	GOM_NL__2PRFIN20100211_022356_000000432086_00433_41569_4600.N1	11-FEB-2010 02:23:56	Dark	42.500	10	Bet Cen	0.61000	28000.	85	41569	No
33	GOM_NL__2PRFIN20100211_022708_000000472086_00433_41569_4601.N1	11-FEB-2010 02:27:08	Dark	47.000	12	Alp1Cru	0.77500	30000.	94	41569	No
34	GOM_NL__2PRFIN20100211_022941_000000452086_00433_41569_4602.N1	11-FEB-2010 02:29:41	Dark	44.500	99	Del Cen	2.5750	26000.	89	41569	No
35	GOM_NL__2PRFIN20100211_023328_000000422086_00433_41569_4603.N1	11-FEB-2010 02:33:28	Dark	41.500	91	Kap Vel	2.4900	26000.	83	41569	No
36	GOM_NL__2PRFIN20100211_023647_000000472086_00433_41569_4604.N1	11-FEB-2010 02:36:47	Straylight	46.500	65	Lam Vel	2.2040	4400.0	93	41569	No
37	GOM_NL__2PRFIN20100211_024255_000000432086_00433_41569_4605.N1	11-FEB-2010 02:42:55	Straylight	42.500	132	15Rho Pup	2.8030	6900.0	85	41569	No
38	GOM_NL__2PRFIN20100211_024701_000000512086_00433_41569_4606.N1	11-FEB-2010 02:47:01	Straylight	51.000	48	30Alp Hya	1.9770	4100.0	102	41569	No
39	GOM_NL__2PRFIN20100211_025125_000000472086_00433_41569_4607.N1	11-FEB-2010 02:51:25	Bright	47.000	8	10Alp CMi	0.40000	6500.0	94	41569	No
40	GOM_NL__2PRFIN20100211_025747_000000402086_00433_41569_4608.N1	11-FEB-2010 02:57:47	Bright	40.000	17	78Bet Gem	1.1610	4500.0	80	41569	No
41	GOM_NL__2PRFIN20100211_031512_000000372086_00433_41569_4609.N1	11-FEB-2010 03:15:12	Bright	36.500	49	1Alp UMi	1.9900	6300.0	73	41569	No
42	GOM_NL__2PRFIN20100211_031737_000000382086_00433_41569_4610.N1	11-FEB-2010 03:17:37	Bright	37.500	60	7Bet UMi	2.0810	3950.0	75	41569	No

43	GOM_NL__2PRFIN20100211_032227_000000432086_00433_41569_4611.N1	11-FEB-2010 03:22:27	Bright	43.000	119	14Eta Dra	2.7270	4700.0	86	41569	No
44	GOM_NL__2PRFIN20100211_032602_000000392086_00433_41569_4612.N1	11-FEB-2010 03:26:02	Bright	39.000	130	23Bet Dra	2.7990	5800.0	78	41569	No
45	GOM_NL__2PRFIN20100211_033653_000000522086_00433_41569_4613.N1	11-FEB-2010 03:36:53	Bright	52.000	168	17Zet Aql	2.9860	11000.	104	41569	No
46	GOM_NL__2PRFIN20100211_033849_000000432086_00433_41569_4614.N1	11-FEB-2010 03:38:49	Bright	43.000	59	55Alp Oph	2.0800	8900.0	86	41569	No
47	GOM_NL__2PRFIN20100211_034102_000000462086_00433_41569_4615.N1	11-FEB-2010 03:41:02	Bright	46.000	126	60Bet Oph	2.7700	4250.0	92	41569	No
48	GOM_NL__2PRFIN20100211_034805_000000462086_00433_41569_4616.N1	11-FEB-2010 03:48:05	Dark	45.500	86	35Eta Oph	2.4300	10200.	91	41569	No
49	GOM_NL__2PRFIN20100211_035240_000000452086_00433_41569_4617.N1	11-FEB-2010 03:52:40	Dark	44.500	25	35Lam Sco	1.6200	28000.	89	41569	No
50	GOM_NL__2PRFIN20100211_035401_000000452086_00433_41569_4618.N1	11-FEB-2010 03:54:01	Dark	45.000	40	The Sco	1.8590	7100.0	90	41569	No
51	GOM_NL__2PRFIN20100211_035549_000000392086_00433_41569_4619.N1	11-FEB-2010 03:55:49	Dark	38.500	147	Alp Ara	2.8770	26000.	77	41569	No
52	GOM_NL__2PRFIN20100211_035719_000000502086_00433_41569_4620.N1	11-FEB-2010 03:57:19	Dark	50.000	141	Bet Ara	2.8400	4600.0	100	41569	No
53	GOM_NL__2PRFIN20100211_035851_000000472086_00434_41570_4606.N1	11-FEB-2010 03:58:51	Dark	47.000	131	Gam Lup	2.8000	26000.	94	41570	No
54	GOM_NL__2PRFIN20100211_040118_000000262086_00434_41570_4607.N1	11-FEB-2010 04:01:18	Dark	26.000	109	Bet Lup	2.6770	26000.	52	41570	No
55	GOM_NL__2PRFIN20100211_040433_000000432086_00434_41570_4608.N1	11-FEB-2010 04:04:33	Dark	43.000	10	Bet Cen	0.61000	28000.	86	41570	No
56	GOM_NL__2PRFIN20100211_040745_000000452086_00434_41570_4609.N1	11-FEB-2010 04:07:45	Dark	44.500	12	Alp1Cru	0.77500	30000.	89	41570	No
57	GOM_NL__2PRFIN20100211_040906_000000482086_00434_41570_4610.N1	11-FEB-2010 04:09:06	Dark	47.500	64	Gam Cen	2.2000	10600.	95	41570	No
58	GOM_NL__2PRFIN20100211_041724_000000462086_00434_41570_4611.N1	11-FEB-2010 04:17:24	Straylight	46.000	65	Lam Vel	2.2040	4400.0	92	41570	No
59	GOM_NL__2PRFIN20100211_042331_000000422086_00434_41570_4612.N1	11-FEB-2010 04:23:31	Straylight	41.500	132	15Rho Pup	2.8030	6900.0	83	41570	No
60	GOM_NL__2PRFIN20100211_042737_000000542086_00434_41570_4613.N1	11-FEB-2010 04:27:37	Straylight	53.500	48	30Alp Hya	1.9770	4100.0	107	41570	No
61	GOM_NL__2PRFIN20100211_043823_000000402086_00434_41570_4614.N1	11-FEB-2010 04:38:23	Bright	40.000	17	78Bet Gem	1.1610	4500.0	80	41570	No
62	GOM_NL__2PRFIN20100211_045548_000000362086_00434_41570_4615.N1	11-FEB-2010 04:55:48	Bright	35.500	49	1Alp UMi	1.9900	6300.0	71	41570	No
63	GOM_NL__2PRFIN20100211_045813_000000432086_00434_41570_4616.N1	11-FEB-2010 04:58:13	Bright	42.500	60	7Bet UMi	2.0810	3950.0	85	41570	No
64	GOM_NL__2PRFIN20100211_050303_000000432086_00434_41570_4617.N1	11-FEB-2010 05:03:03	Bright	42.500	119	14Eta Dra	2.7270	4700.0	85	41570	No
65	GOM_NL__2PRFIN20100211_050638_000000432086_00434_41570_4618.N1	11-FEB-2010 05:06:38	Bright	43.000	130	23Bet Dra	2.7990	5800.0	86	41570	No
66	GOM_NL__2PRFIN20100211_051925_000000612086_00434_41570_4619.N1	11-FEB-2010 05:19:25	Bright	61.000	59	55Alp Oph	2.0800	8900.0	122	41570	No
67	GOM_NL__2PRFIN20100211_052139_000000592086_00434_41570_4620.N1	11-FEB-2010 05:21:39	Bright	59.000	126	60Bet Oph	2.7700	4250.0	118	41570	No
68	GOM_NL__2PRFIN20100211_052842_000000502086_00434_41570_4621.N1	11-FEB-2010 05:28:42	Dark	49.500	86	35Eta Oph	2.4300	10200.	99	41570	No
69	GOM_NL__2PRFIN20100211_053317_000000522086_00434_41570_4622.N1	11-FEB-2010 05:33:17	Dark	51.500	25	35Lam Sco	1.6200	28000.	103	41570	No
70	GOM_NL__2PRFIN20100211_053626_000000402086_00434_41570_4623.N1	11-FEB-2010 05:36:26	Dark	39.500	147	Alp Ara	2.8770	26000.	79	41570	No
71	GOM_NL__2PRFIN20100211_053755_000000442086_00434_41570_4624.N1	11-FEB-2010 05:37:55	Dark	43.500	141	Bet Ara	2.8400	4600.0	87	41570	No
72	GOM_NL__2PRFIN20100211_053928_000000452086_00435_41571_4614.N1	11-FEB-2010 05:39:28	Dark	44.500	131	Gam Lup	2.8000	26000.	89	41571	No
73	GOM_NL__2PRFIN20100211_054155_000000262086_00435_41571_4615.N1	11-FEB-2010 05:41:55	Dark	26.000	109	Bet Lup	2.6770	26000.	52	41571	No
74	GOM_NL__2PRFIN20100211_054821_000000412086_00435_41571_4616.N1	11-FEB-2010 05:48:21	Dark	40.500	12	Alp1Cru	0.77500	30000.	81	41571	No
75	GOM_NL__2PRFIN20100211_054943_000000492086_00435_41571_4617.N1	11-FEB-2010 05:49:43	Dark	48.500	64	Gam Cen	2.2000	10600.	97	41571	No
76	GOM_NL__2PRFIN20100211_055800_000000442086_00435_41571_4618.N1	11-FEB-2010 05:58:00	Straylight	44.000	65	Lam Vel	2.2040	4400.0	88	41571	No
77	GOM_NL__2PRFIN20100211_060408_000000412086_00435_41571_4619.N1	11-FEB-2010 06:04:08	Straylight	41.000	132	15Rho Pup	2.8030	6900.0	82	41571	No
78	GOM_NL__2PRFIN20100211_060813_000000522086_00435_41571_4620.N1	11-FEB-2010 06:08:13	Straylight	52.000	48	30Alp Hya	1.9770	4100.0	104	41571	No
79	GOM_NL__2PRFIN20100211_063849_000000422086_00435_41571_4621.N1	11-FEB-2010 06:38:49	Bright	41.500	60	7Bet UMi	2.0810	3950.0	83	41571	No
80	GOM_NL__2PRFIN20100211_064339_000000412086_00435_41571_4622.N1	11-FEB-2010 06:43:39	Bright	41.000	119	14Eta Dra	2.7270	4700.0	82	41571	No
81	GOM_NL__2PRFIN20100211_064714_000000432086_00435_41571_4623.N1	11-FEB-2010 06:47:14	Bright	43.000	130	23Bet Dra	2.7990	5800.0	86	41571	No
82	GOM_NL__2PRFIN20100211_065117_000000472086_00435_41571_4624.N1	11-FEB-2010 06:51:17	Bright	46.500	5	3Alp Lyr	0.033000	11000.	93	41571	No
83	GOM_NL__2PRFIN20100211_065805_000000332086_00435_41571_4625.N1	11-FEB-2010 06:58:05	Bright	33.000	168	17Zet Aql	2.9860	11000.	66	41571	No
84	GOM_NL__2PRFIN20100211_070002_000000452086_00435_41571_4626.N1	11-FEB-2010 07:00:02	Bright	45.000	59	55Alp Oph	2.0800	8900.0	90	41571	No
85	GOM_NL__2PRFIN20100211_070215_000000462086_00435_41571_4627.N1	11-FEB-2010 07:02:15	Bright	46.000	126	60Bet Oph	2.7700	4250.0	92	41571	No
86	GOM_NL__2PRFIN20100211_070918_000000472086_00435_41571_4628.N1	11-FEB-2010 07:09:18	Dark	47.000	86	35Eta Oph	2.4300	10200.	94	41571	No
87	GOM_NL__2PRFIN20100211_071118_000000432086_00435_41571_4629.N1	11-FEB-2010 07:11:18	Dark	43.000	167	10Gam2Sgr	2.9840	4500.0	86	41571	No
88	GOM_NL__2PRFIN20100211_071514_000000442086_00435_41571_4630.N1	11-FEB-2010 07:15:14	Dark	44.000	40	The Sco	1.8590	7100.0	88	41571	No
89	GOM_NL__2PRFIN20100211_071702_000000402086_00435_41571_4631.N1	11-FEB-2010 07:17:02	Dark	40.000	147	Alp Ara	2.8770	26000.	80	41571	No
90	GOM_NL__2PRFIN20100211_071831_000000442086_00435_41571_4632.N1	11-FEB-2010 07:18:31	Dark	43.500	141	Bet Ara	2.8400	4600.0	87	41571	No
91	GOM_NL__2PRFIN20100211_072005_000000462086_00436_41572_4622.N1	11-FEB-2010 07:20:05	Dark	46.000	131	Gam Lup	2.8000	26000.	92	41572	No
92	GOM_NL__2PRFIN20100211_072546_000000512086_00436_41572_4623.N1	11-FEB-2010 07:25:46	Dark	50.500	10	Bet Cen	0.61000	28000.	101	41572	No
93	GOM_NL__2PRFIN20100211_072858_000000512086_00436_41572_4624.N1	11-FEB-2010 07:28:58	Dark	50.500	12	Alp1Cru	0.77500	30000.	101	41572	No
94	GOM_NL__2PRFIN20100211_073019_000000462086_00436_41572_4625.N1	11-FEB-2010 07:30:19	Dark	45.500	64	Gam Cen	2.2000	10600.	91	41572	No
95	GOM_NL__2PRFIN20100211_073517_000000402086_00436_41572_4626.N1	11-FEB-2010 07:35:17	Dark	40.000	91	Kap Vel	2.4900	26000.	80	41572	No
96	GOM_NL__2PRFIN20100211_073836_000000502086_00436_41572_4627.N1	11-FEB-2010 07:38:36	Straylight	49.500	65	Lam Vel	2.2040	4400.0	99	41572	No
97	GOM_NL__2PRFIN20100211_074444_000000402086_00436_41572_4628.N1	11-FEB-2010 07:44:44	Straylight	39.500	132	15Rho Pup	2.8030	6900.0	79	41572	No
98	GOM_NL__2PRFIN20100211_074849_000000512086_00436_41572_4629.N1	11-FEB-2010 07:48:49	Straylight	51.000	48	30Alp Hya	1.9770	4100.0	102	41572	No
99	GOM_NL__2PRFIN20100211_075313_000000522086_00436_41572_4630.N1	11-FEB-2010 07:53:13	Bright	52.000	8	10Alp CMi	0.40000	6500.0	104	41572	No
100	GOM_NL__2PRFIN20100211_075935_000000392086_00436_41572_4631.N1	11-FEB-2010 07:59:35	Bright	38.500	17	78Bet Gem	1.1610	4500.0	77	41572	No
101	GOM_NL__2PRFIN20100211_140812_000000522086_00440_41576_4657.N1	11-FEB-2010 14:08:12	Dark	51.500	10	Bet Cen	0.61000	28000.	103	41576	No

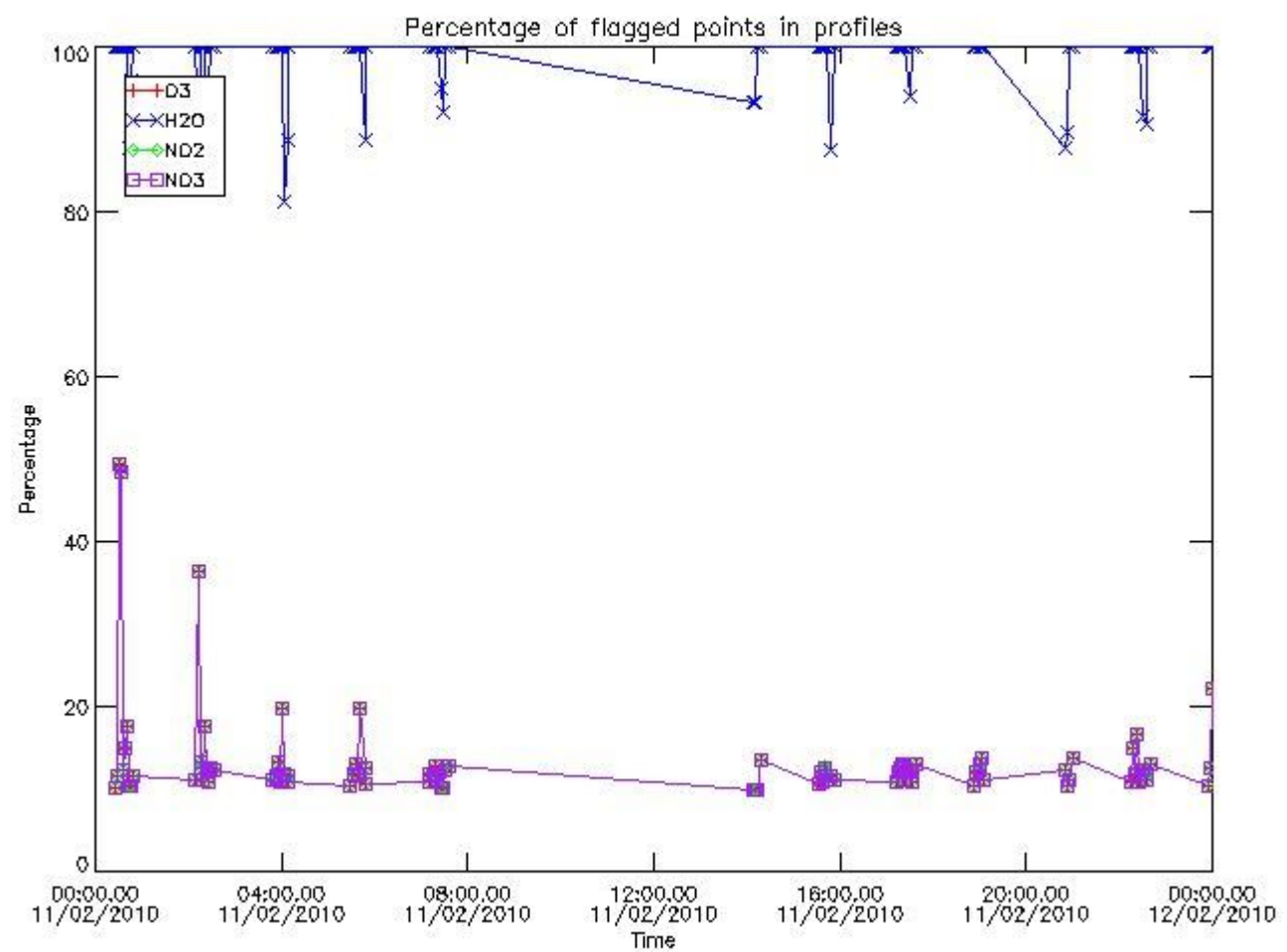
102	GOM_NL__2PRFIN20100211_141123_000000522086_00440_41576_4658.N1	11-FEB-2010 14:11:23	Dark	52.000	12	Alp1Cru	0.77500	30000.	104	41576	No
103	GOM_NL__2PRFIN20100211_141246_000000522086_00440_41576_4659.N1	11-FEB-2010 14:12:46	Dark	52.000	64	Gam Cen	2.2000	10600.	104	41576	No
104	GOM_NL__2PRFIN20100211_141742_000000422086_00440_41576_4660.N1	11-FEB-2010 14:17:42	Dark	41.500	91	Kap Vel	2.4900	26000.	83	41576	No
105	GOM_NL__2PRFIN20100211_142101_000000442086_00440_41576_4661.N1	11-FEB-2010 14:21:01	Straylight	44.000	65	Lam Vel	2.2040	4400.0	88	41576	No
106	GOM_NL__2PRFIN20100211_142708_000000422086_00440_41576_4662.N1	11-FEB-2010 14:27:08	Straylight	41.500	132	15Rho Pup	2.8030	6900.0	83	41576	No
107	GOM_NL__2PRFIN20100211_143112_000000522086_00440_41576_4663.N1	11-FEB-2010 14:31:12	Straylight	51.500	48	30Alp Hya	1.9770	4100.0	103	41576	No
108	GOM_NL__2PRFIN20100211_144158_000000382086_00440_41576_4664.N1	11-FEB-2010 14:41:58	Bright	38.000	17	78Bet Gem	1.1610	4500.0	76	41576	No
109	GOM_NL__2PRFIN20100211_145923_000000352086_00440_41576_4665.N1	11-FEB-2010 14:59:23	Bright	35.000	49	1Alp UMi	1.9900	6300.0	70	41576	No
110	GOM_NL__2PRFIN20100211_150146_000000422086_00440_41576_4666.N1	11-FEB-2010 15:01:46	Bright	41.500	60	7Bet UMi	2.0810	3950.0	83	41576	No
111	GOM_NL__2PRFIN20100211_150637_000000452086_00440_41576_4667.N1	11-FEB-2010 15:06:37	Bright	45.000	119	14Eta Dra	2.7270	4700.0	90	41576	No
112	GOM_NL__2PRFIN20100211_151013_000000392086_00440_41576_4668.N1	11-FEB-2010 15:10:13	Bright	38.500	130	23Bet Dra	2.7990	5800.0	77	41576	No
113	GOM_NL__2PRFIN20100211_151417_000000402086_00440_41576_4669.N1	11-FEB-2010 15:14:17	Bright	39.500	5	3Alp Lyr	0.033000	11000.	79	41576	No
114	GOM_NL__2PRFIN20100211_152106_000000522086_00440_41576_4670.N1	11-FEB-2010 15:21:06	Bright	52.000	168	17Zet Aql	2.9860	11000.	104	41576	No
115	GOM_NL__2PRFIN20100211_152303_000000452086_00440_41576_4671.N1	11-FEB-2010 15:23:03	Bright	45.000	59	55Alp Oph	2.0800	8900.0	90	41576	No
116	GOM_NL__2PRFIN20100211_152517_000000482086_00440_41576_4672.N1	11-FEB-2010 15:25:17	Bright	47.500	126	60Bet Oph	2.7700	4250.0	95	41576	No
117	GOM_NL__2PRFIN20100211_153221_000000482086_00440_41576_4673.N1	11-FEB-2010 15:32:21	Dark	48.000	86	35Eta Oph	2.4300	10200.	96	41576	No
118	GOM_NL__2PRFIN20100211_153419_000000422086_00440_41576_4674.N1	11-FEB-2010 15:34:19	Dark	42.000	167	10Gam2Sgr	2.9840	4500.0	84	41576	No
119	GOM_NL__2PRFIN20100211_153816_000000472086_00440_41576_4675.N1	11-FEB-2010 15:38:16	Dark	46.500	40	The Sco	1.8590	7100.0	93	41576	No
120	GOM_NL__2PRFIN20100211_154004_000000412086_00440_41576_4676.N1	11-FEB-2010 15:40:04	Dark	41.000	147	Alp Ara	2.8770	26000.	82	41576	No
121	GOM_NL__2PRFIN20100211_154133_000000482086_00440_41576_4677.N1	11-FEB-2010 15:41:33	Dark	48.000	141	Bet Ara	2.8400	4600.0	96	41576	No
122	GOM_NL__2PRFIN20100211_154309_000000462086_00441_41577_4665.N1	11-FEB-2010 15:43:09	Dark	46.000	131	Gam Lup	2.8000	26000.	92	41577	No
123	GOM_NL__2PRFIN20100211_154849_000000442086_00441_41577_4666.N1	11-FEB-2010 15:48:49	Dark	44.000	10	Bet Cen	0.61000	28000.	88	41577	No
124	GOM_NL__2PRFIN20100211_155323_000000462086_00441_41577_4667.N1	11-FEB-2010 15:53:23	Dark	45.500	64	Gam Cen	2.2000	10600.	91	41577	No
125	GOM_NL__2PRFIN20100211_160137_000000492086_00441_41577_4668.N1	11-FEB-2010 16:01:37	Straylight	49.000	65	Lam Vel	2.2040	4400.0	98	41577	No
126	GOM_NL__2PRFIN20100211_160744_000000412086_00441_41577_4669.N1	11-FEB-2010 16:07:44	Straylight	41.000	132	15Rho Pup	2.8030	6900.0	82	41577	No
127	GOM_NL__2PRFIN20100211_161148_000000562086_00441_41577_4670.N1	11-FEB-2010 16:11:48	Straylight	55.500	48	30Alp Hya	1.9770	4100.0	111	41577	No
128	GOM_NL__2PRFIN20100211_161613_000000522086_00441_41577_4671.N1	11-FEB-2010 16:16:13	Bright	52.000	8	10Alp CMi	0.40000	6500.0	104	41577	No
129	GOM_NL__2PRFIN20100211_164222_000000412086_00441_41577_4672.N1	11-FEB-2010 16:42:22	Bright	41.000	60	7Bet UMi	2.0810	3950.0	82	41577	No
130	GOM_NL__2PRFIN20100211_164713_000000452086_00441_41577_4673.N1	11-FEB-2010 16:47:13	Bright	44.500	119	14Eta Dra	2.7270	4700.0	89	41577	No
131	GOM_NL__2PRFIN20100211_165049_000000412086_00441_41577_4674.N1	11-FEB-2010 16:50:49	Bright	41.000	130	23Bet Dra	2.7990	5800.0	82	41577	No
132	GOM_NL__2PRFIN20100211_165453_000000362086_00441_41577_4675.N1	11-FEB-2010 16:54:53	Bright	35.500	5	3Alp Lyr	0.033000	11000.	71	41577	No
133	GOM_NL__2PRFIN20100211_170340_000000452086_00441_41577_4676.N1	11-FEB-2010 17:03:40	Bright	45.000	59	55Alp Oph	2.0800	8900.0	90	41577	No
134	GOM_NL__2PRFIN20100211_170553_000000462086_00441_41577_4677.N1	11-FEB-2010 17:05:53	Bright	46.000	126	60Bet Oph	2.7700	4250.0	92	41577	No
135	GOM_NL__2PRFIN20100211_171258_000000472086_00441_41577_4678.N1	11-FEB-2010 17:12:58	Dark	47.000	86	35Eta Oph	2.4300	10200.	94	41577	No
136	GOM_NL__2PRFIN20100211_171456_000000422086_00441_41577_4679.N1	11-FEB-2010 17:14:56	Dark	42.000	167	10Gam2Sgr	2.9840	4500.0	84	41577	No
137	GOM_NL__2PRFIN20100211_171732_000000412086_00441_41577_4680.N1	11-FEB-2010 17:17:32	Dark	41.000	25	35Lam Sco	1.6200	28000.	82	41577	No
138	GOM_NL__2PRFIN20100211_172040_000000392086_00441_41577_4681.N1	11-FEB-2010 17:20:40	Dark	39.000	147	Alp Ara	2.8770	26000.	78	41577	No
139	GOM_NL__2PRFIN20100211_172209_000000482086_00441_41577_4682.N1	11-FEB-2010 17:22:09	Dark	47.500	141	Bet Ara	2.8400	4600.0	95	41577	No
140	GOM_NL__2PRFIN20100211_172346_000000462086_00442_41578_4693.N1	11-FEB-2010 17:23:46	Dark	46.000	131	Gam Lup	2.8000	26000.	92	41578	No
141	GOM_NL__2PRFIN20100211_172925_000000422086_00442_41578_4694.N1	11-FEB-2010 17:29:25	Dark	41.500	10	Bet Cen	0.61000	28000.	83	41578	No
142	GOM_NL__2PRFIN20100211_173236_000000422086_00442_41578_4695.N1	11-FEB-2010 17:32:36	Dark	42.000	12	Alp1Cru	0.77500	30000.	84	41578	No
143	GOM_NL__2PRFIN20100211_173400_000000472086_00442_41578_4696.N1	11-FEB-2010 17:34:00	Dark	46.500	64	Gam Cen	2.2000	10600.	93	41578	No
144	GOM_NL__2PRFIN20100211_173854_000000392086_00442_41578_4697.N1	11-FEB-2010 17:38:54	Dark	38.500	91	Kap Vel	2.4900	26000.	77	41578	No
145	GOM_NL__2PRFIN20100211_174214_000000462086_00442_41578_4698.N1	11-FEB-2010 17:42:14	Straylight	46.000	65	Lam Vel	2.2040	4400.0	92	41578	No
146	GOM_NL__2PRFIN20100211_174820_000000412086_00442_41578_4699.N1	11-FEB-2010 17:48:20	Straylight	40.500	132	15Rho Pup	2.8030	6900.0	81	41578	No
147	GOM_NL__2PRFIN20100211_175224_000000532086_00442_41578_4700.N1	11-FEB-2010 17:52:24	Straylight	52.500	48	30Alp Hya	1.9770	4100.0	105	41578	No
148	GOM_NL__2PRFIN20100211_175649_000000522086_00442_41578_4701.N1	11-FEB-2010 17:56:49	Bright	52.000	8	10Alp CMi	0.40000	6500.0	104	41578	No
149	GOM_NL__2PRFIN20100211_180311_000000392086_00442_41578_4702.N1	11-FEB-2010 18:03:11	Bright	39.000	17	78Bet Gem	1.1610	4500.0	78	41578	No
150	GOM_NL__2PRFIN20100211_182035_000000382086_00442_41578_4703.N1	11-FEB-2010 18:20:35	Bright	37.500	49	1Alp UMi	1.9900	6300.0	75	41578	No
151	GOM_NL__2PRFIN20100211_182258_000000422086_00442_41578_4704.N1	11-FEB-2010 18:22:58	Bright	41.500	60	7Bet UMi	2.0810	3950.0	83	41578	No
152	GOM_NL__2PRFIN20100211_182748_000000612086_00442_41578_4705.N1	11-FEB-2010 18:27:48	Bright	61.000	119	14Eta Dra	2.7270	4700.0	122	41578	No
153	GOM_NL__2PRFIN20100211_183125_000000422086_00442_41578_4706.N1	11-FEB-2010 18:31:25	Bright	42.000	130	23Bet Dra	2.7990	5800.0	84	41578	No
154	GOM_NL__2PRFIN20100211_183529_000000392086_00442_41578_4707.N1	11-FEB-2010 18:35:29	Bright	38.500	5	3Alp Lyr	0.033000	11000.	77	41578	No
155	GOM_NL__2PRFIN20100211_184218_000000492086_00442_41578_4708.N1	11-FEB-2010 18:42:18	Bright	48.500	168	17Zet Aql	2.9860	11000.	97	41578	No
156	GOM_NL__2PRFIN20100211_184416_000000612086_00442_41578_4709.N1	11-FEB-2010 18:44:16	Bright	61.000	59	55Alp Oph	2.0800	8900.0	122	41578	No
157	GOM_NL__2PRFIN20100211_184630_000000452086_00442_41578_4710.N1	11-FEB-2010 18:46:30	Bright	44.500	126	60Bet Oph	2.7700	4250.0	89	41578	No
158	GOM_NL__2PRFIN20100211_185335_000000492086_00442_41578_4711.N1	11-FEB-2010 18:53:35	Dark	49.000	86	35Eta Oph	2.4300	10200.	98	41578	No
159	GOM_NL__2PRFIN20100211_185532_000000422086_00442_41578_4712.N1	11-FEB-2010 18:55:32	Dark	42.000	167	10Gam2Sgr	2.9840	4500.0	84	41578	No
160	GOM_NL__2PRFIN20100211_185928_000000422086_00442_41578_4713.N1	11-FEB-2010 18:59:28	Dark	41.500	40	The Sco	1.8590	7100.0	83	41578	No

161	GOM_NL__2PRFIN20100211_190116_000000392086_00442_41578_4714.N1	11-FEB-2010 19:01:16	Dark	39.000	147	Alp Ara	2.8770	26000.	78	41578	No
162	GOM_NL__2PRFIN20100211_190245_000000482086_00442_41578_4715.N1	11-FEB-2010 19:02:45	Dark	48.000	141	Bet Ara	2.8400	4600.0	96	41578	No
163	GOM_NL__2PRFIN20100211_190424_000000452086_00443_41579_4701.N1	11-FEB-2010 19:04:24	Dark	45.000	131	Gam Lup	2.8000	26000.	90	41579	No
164	GOM_NL__2PRFIN20100211_205039_000000422086_00444_41580_4710.N1	11-FEB-2010 20:50:39	Dark	41.500	10	Bet Cen	0.61000	28000.	83	41580	No
165	GOM_NL__2PRFIN20100211_205349_000000492086_00444_41580_4711.N1	11-FEB-2010 20:53:49	Dark	49.000	12	Alp1Cru	0.77500	30000.	98	41580	No
166	GOM_NL__2PRFIN20100211_205513_000000462086_00444_41580_4712.N1	11-FEB-2010 20:55:13	Dark	46.000	64	Gam Cen	2.2000	10600.	92	41580	No
167	GOM_NL__2PRFIN20100211_210006_000000412086_00444_41580_4713.N1	11-FEB-2010 21:00:06	Dark	41.000	91	Kap Vel	2.4900	26000.	82	41580	No
168	GOM_NL__2PRFIN20100211_210326_000000462086_00444_41580_4714.N1	11-FEB-2010 21:03:26	Straylight	45.500	65	Lam Vel	2.2040	4400.0	91	41580	No
169	GOM_NL__2PRFIN20100211_210932_000000402086_00444_41580_4715.N1	11-FEB-2010 21:09:32	Straylight	40.000	132	15Rho Pup	2.8030	6900.0	80	41580	No
170	GOM_NL__2PRFIN20100211_211336_000000532086_00444_41580_4716.N1	11-FEB-2010 21:13:36	Straylight	53.000	48	30Alp Hya	1.9770	4100.0	106	41580	No
171	GOM_NL__2PRFIN20100211_214147_000000332086_00444_41580_4717.N1	11-FEB-2010 21:41:47	Bright	32.500	49	1Alp UMi	1.9900	6300.0	65	41580	No
172	GOM_NL__2PRFIN20100211_214900_000000452086_00444_41580_4718.N1	11-FEB-2010 21:49:00	Bright	44.500	119	14Eta Dra	2.7270	4700.0	89	41580	No
173	GOM_NL__2PRFIN20100211_215237_000000382086_00444_41580_4719.N1	11-FEB-2010 21:52:37	Bright	38.000	130	23Bet Dra	2.7990	5800.0	76	41580	No
174	GOM_NL__2PRFIN20100211_215641_000000372086_00444_41580_4720.N1	11-FEB-2010 21:56:41	Bright	37.000	5	3Alp Lyr	0.033000	11000.	74	41580	No
175	GOM_NL__2PRFIN20100211_220330_000000522086_00444_41580_4721.N1	11-FEB-2010 22:03:30	Bright	52.000	168	17Zet Aql	2.9860	11000.	104	41580	No
176	GOM_NL__2PRFIN20100211_220529_000000442086_00444_41580_4722.N1	11-FEB-2010 22:05:29	Bright	44.000	59	55Alp Oph	2.0800	8900.0	88	41580	No
177	GOM_NL__2PRFIN20100211_220742_000000442086_00444_41580_4723.N1	11-FEB-2010 22:07:42	Bright	43.500	126	60Bet Oph	2.7700	4250.0	87	41580	No
178	GOM_NL__2PRFIN20100211_221448_000000482086_00444_41580_4724.N1	11-FEB-2010 22:14:48	Dark	47.500	86	35Eta Oph	2.4300	10200.	95	41580	No
179	GOM_NL__2PRFIN20100211_221645_000000442086_00444_41580_4725.N1	11-FEB-2010 22:16:45	Dark	44.000	167	10Gam2Sgr	2.9840	4500.0	88	41580	No
180	GOM_NL__2PRFIN20100211_221921_000000482086_00444_41580_4726.N1	11-FEB-2010 22:19:21	Dark	47.500	25	35Lam Sco	1.6200	28000.	95	41580	No
181	GOM_NL__2PRFIN20100211_222229_000000372086_00444_41580_4727.N1	11-FEB-2010 22:22:29	Dark	37.000	147	Alp Ara	2.8770	26000.	74	41580	No
182	GOM_NL__2PRFIN20100211_222358_000000472086_00444_41580_4728.N1	11-FEB-2010 22:23:58	Dark	46.500	141	Bet Ara	2.8400	4600.0	93	41580	No
183	GOM_NL__2PRFIN20100211_222537_000000472086_00445_41581_4718.N1	11-FEB-2010 22:25:37	Dark	46.500	131	Gam Lup	2.8000	26000.	93	41581	No
184	GOM_NL__2PRFIN20100211_223115_000000422086_00445_41581_4719.N1	11-FEB-2010 22:31:15	Dark	41.500	10	Bet Cen	0.61000	28000.	83	41581	No
185	GOM_NL__2PRFIN20100211_223425_000000442086_00445_41581_4720.N1	11-FEB-2010 22:34:25	Dark	43.500	12	Alp1Cru	0.77500	30000.	87	41581	No
186	GOM_NL__2PRFIN20100211_223550_000000462086_00445_41581_4721.N1	11-FEB-2010 22:35:50	Dark	45.500	64	Gam Cen	2.2000	10600.	91	41581	No
187	GOM_NL__2PRFIN20100211_224043_000000392086_00445_41581_4722.N1	11-FEB-2010 22:40:43	Dark	39.000	91	Kap Vel	2.4900	26000.	78	41581	No
188	GOM_NL__2PRFIN20100211_225009_000000422086_00445_41581_4723.N1	11-FEB-2010 22:50:09	Straylight	41.500	132	15Rho Pup	2.8030	6900.0	83	41581	No
189	GOM_NL__2PRFIN20100211_225412_000000532086_00445_41581_4724.N1	11-FEB-2010 22:54:12	Straylight	53.000	48	30Alp Hya	1.9770	4100.0	106	41581	No
190	GOM_NL__2PRFIN20100211_230458_000000402086_00445_41581_4725.N1	11-FEB-2010 23:04:58	Bright	39.500	17	78Bet Gem	1.1610	4500.0	79	41581	No
191	GOM_NL__2PRFIN20100211_232223_000000372086_00445_41581_4726.N1	11-FEB-2010 23:22:23	Bright	36.500	49	1Alp UMi	1.9900	6300.0	73	41581	No
192	GOM_NL__2PRFIN20100211_232445_000000422086_00445_41581_4727.N1	11-FEB-2010 23:24:45	Bright	42.000	60	7Bet UMi	2.0810	3950.0	84	41581	No
193	GOM_NL__2PRFIN20100211_232935_000000402086_00445_41581_4728.N1	11-FEB-2010 23:29:35	Bright	39.500	119	14Eta Dra	2.7270	4700.0	79	41581	No
194	GOM_NL__2PRFIN20100211_233313_000000402086_00445_41581_4729.N1	11-FEB-2010 23:33:13	Bright	40.000	130	23Bet Dra	2.7990	5800.0	80	41581	No
195	GOM_NL__2PRFIN20100211_234406_000000432086_00445_41581_4730.N1	11-FEB-2010 23:44:06	Bright	42.500	168	17Zet Aql	2.9860	11000.	85	41581	No
196	GOM_NL__2PRFIN20100211_234605_000000452086_00445_41581_4731.N1	11-FEB-2010 23:46:05	Bright	45.000	59	55Alp Oph	2.0800	8900.0	90	41581	No
197	GOM_NL__2PRFIN20100211_234819_000000492086_00445_41581_4732.N1	11-FEB-2010 23:48:19	Bright	48.500	126	60Bet Oph	2.7700	4250.0	97	41581	No
198	GOM_NL__2PRFIN20100211_235524_000000492086_00445_41581_4733.N1	11-FEB-2010 23:55:24	Dark	49.000	86	35Eta Oph	2.4300	10200.	98	41581	No
199	GOM_NL__2PRFIN20100211_235721_000000412086_00445_41581_4734.N1	11-FEB-2010 23:57:21	Dark	40.500	167	10Gam2Sgr	2.9840	4500.0	81	41581	No
200	GOM_NL__2PRFIN20100211_235958_000000442086_00445_41581_4735.N1	11-FEB-2010 23:59:58	Dark	43.500	25	35Lam Sco	1.6200	28000.	87	41581	No

3. Quality information per product

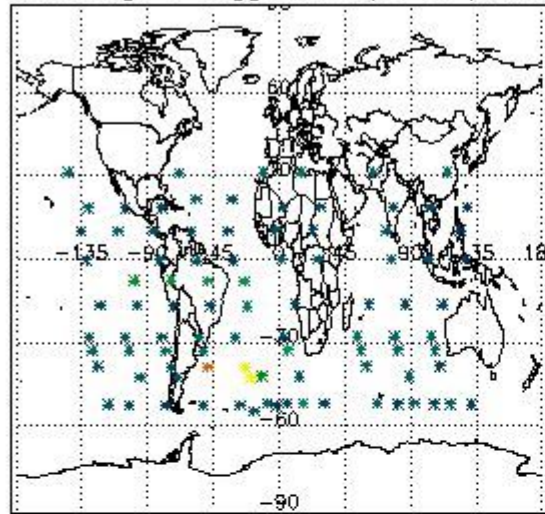
In this section it is plotted some information contained in the Quality Summary data set of the level 2 products. Only products in dark limb conditions and without errors (error flag in the MPH set to "0") are used.

3.1 Plot quality information per product (time dependant)

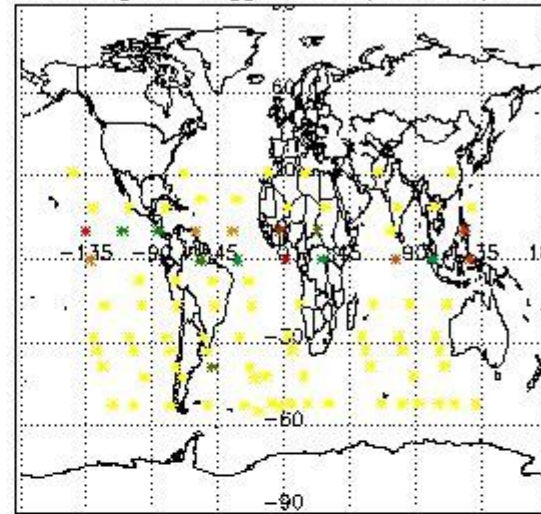


3.2 Plot quality information per product (world map)

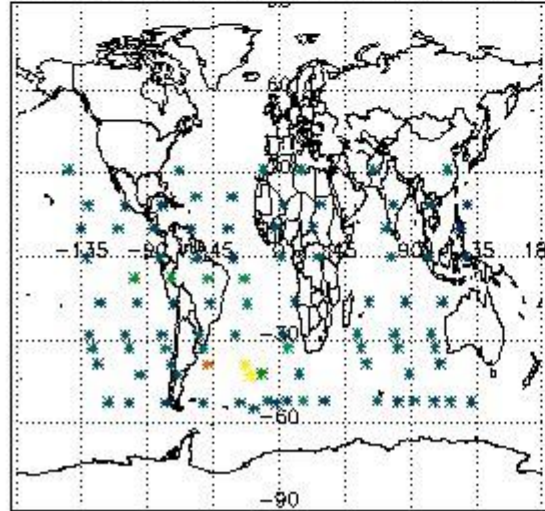
Percentage of flagged data per O3 profile



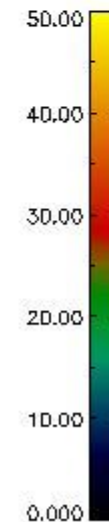
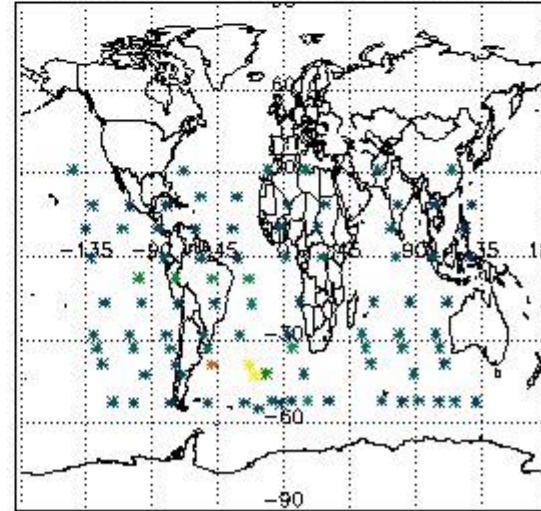
Percentage of flagged data per H2O profile



Percentage of flagged data per NO2 profile



Percentage of flagged data per NO3 profile

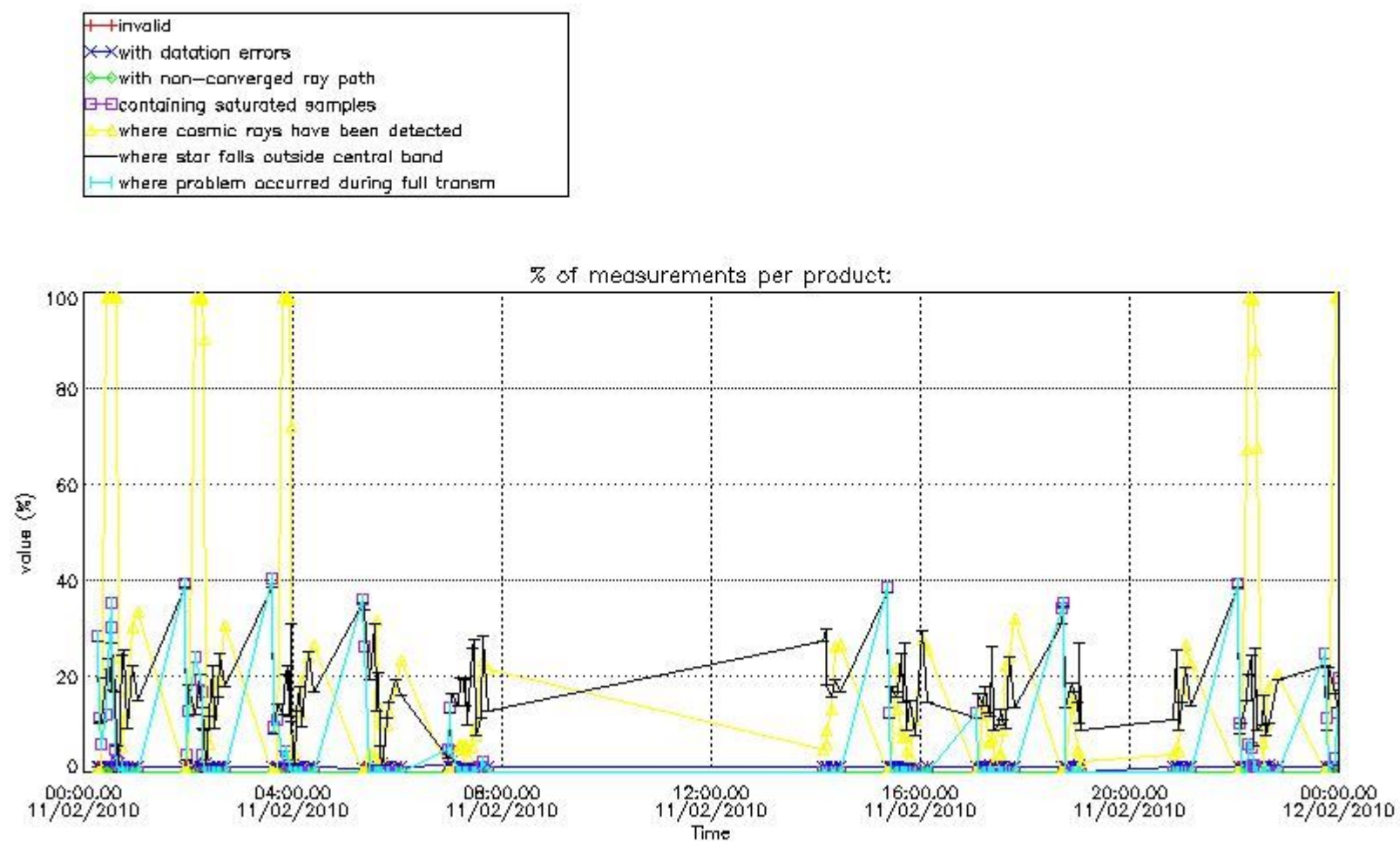


4. Level 1 quality information per product

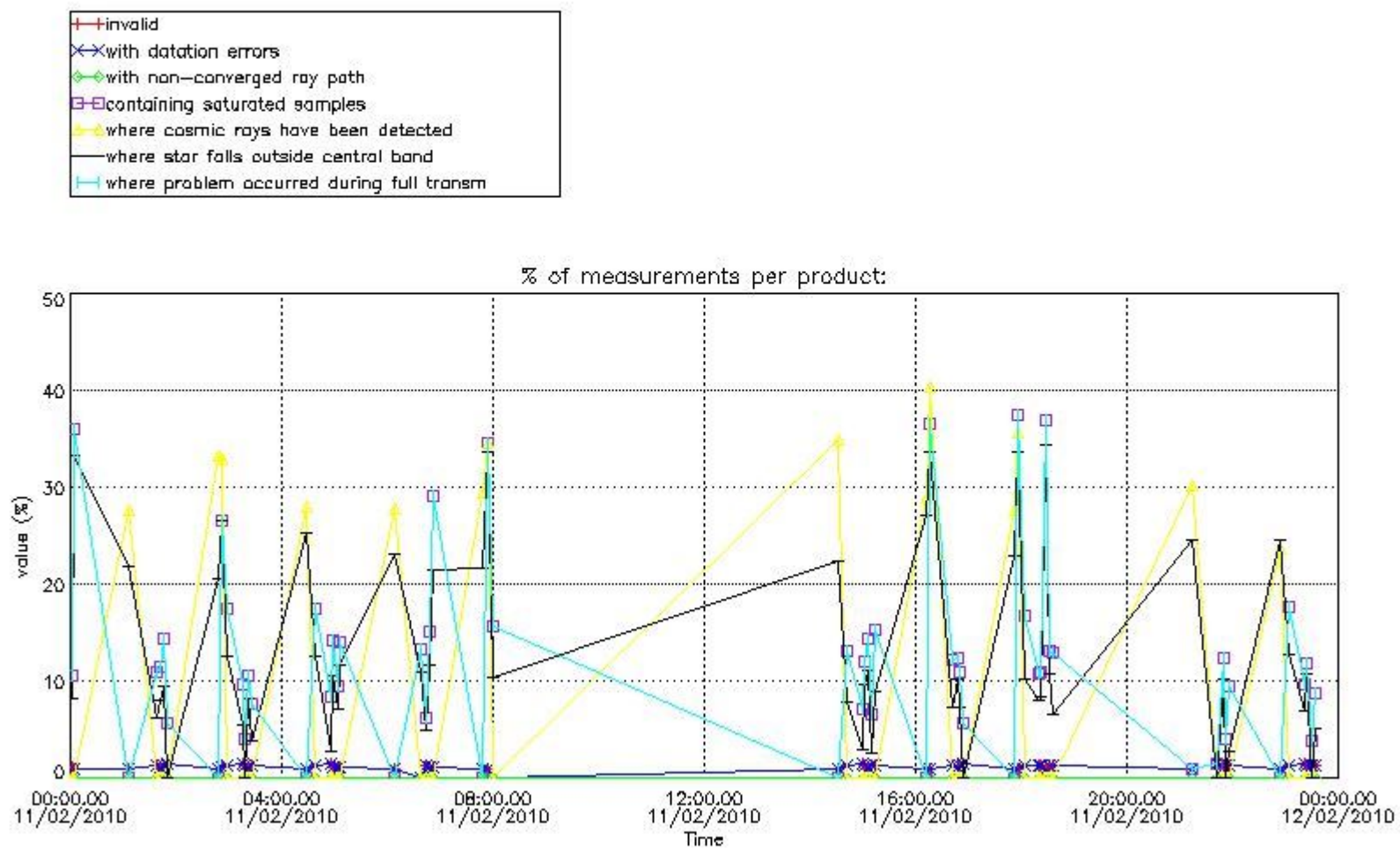
In this section it is plotted some information contained in the Quality Summary data set of the level 2 products that comes from the level 1b processing. Products without errors (error flag in the MPH set to "0") are used.

4.1 Plot quality information per product (time dependant) coming from level 1b processing

4.1.1 Plot level 1 quality information per product (time dependant): ENVISAT ASCENDING passes

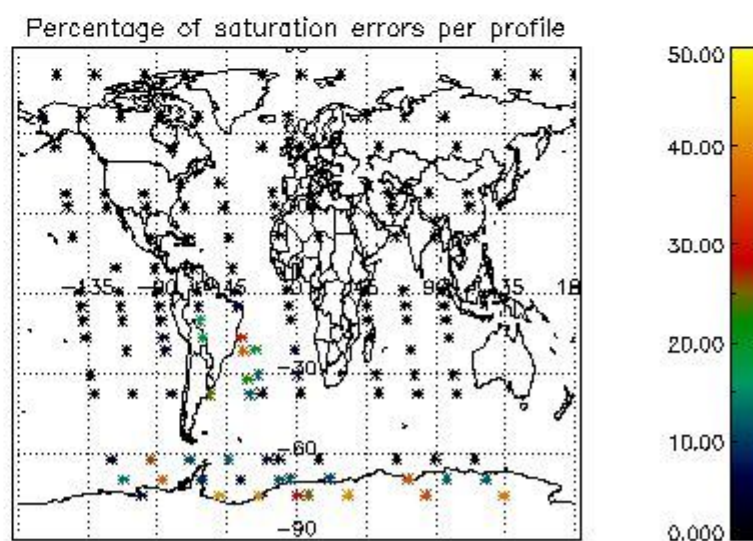
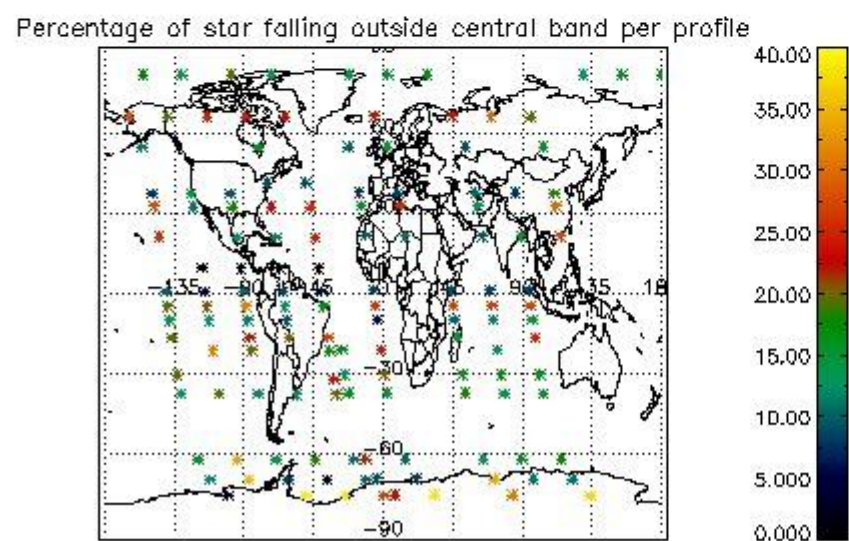
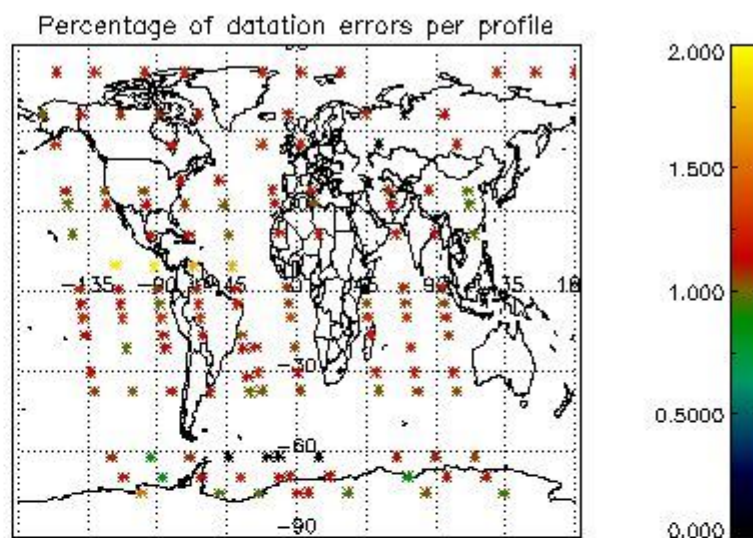
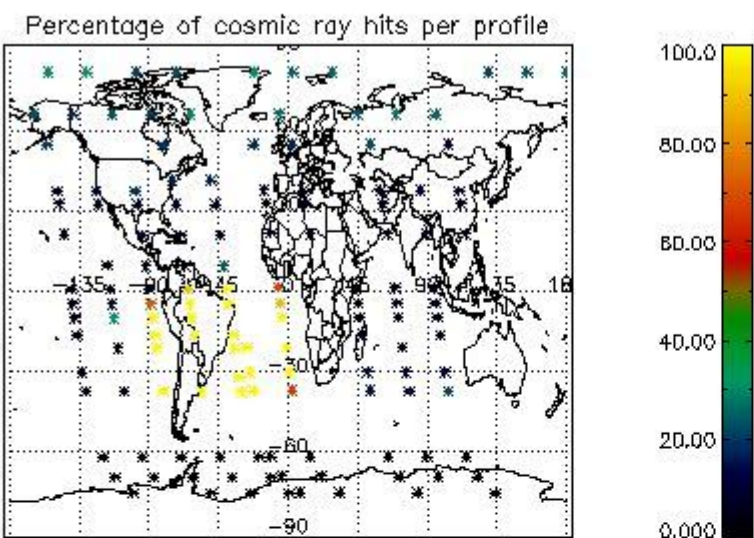


4.1.2 Plot level 1 quality information per product (time dependant): ENVISAT DESCENDING passes

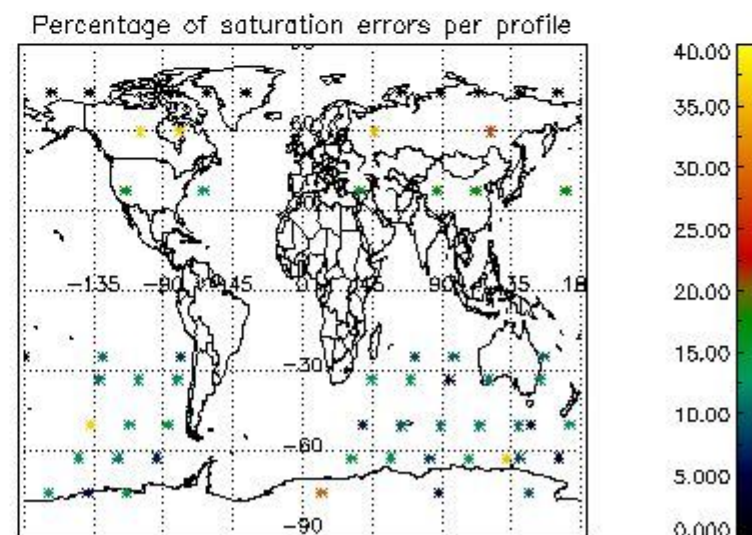
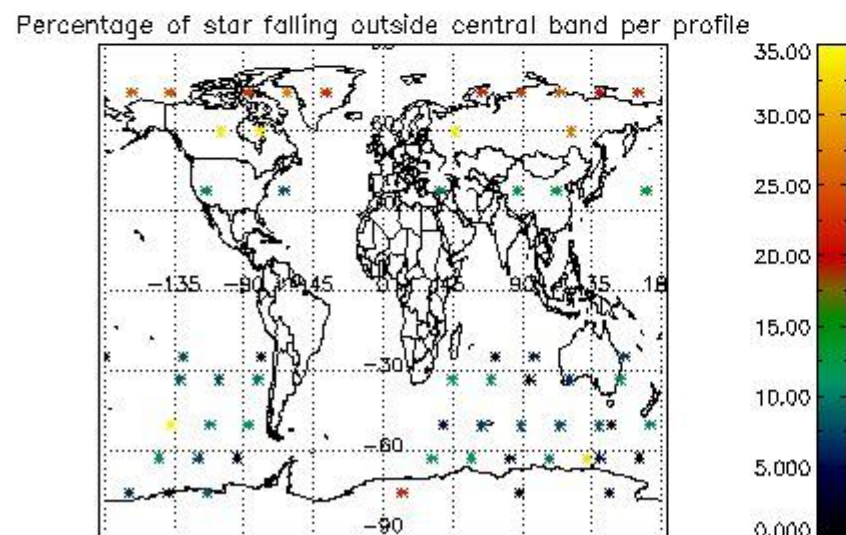
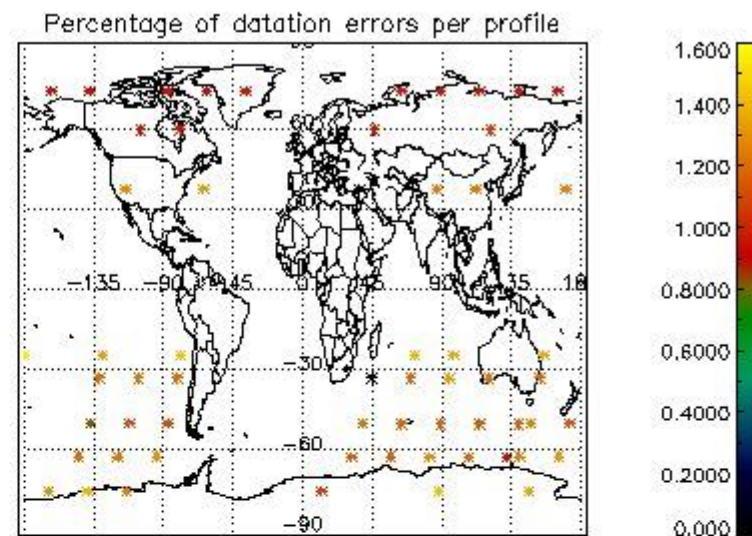
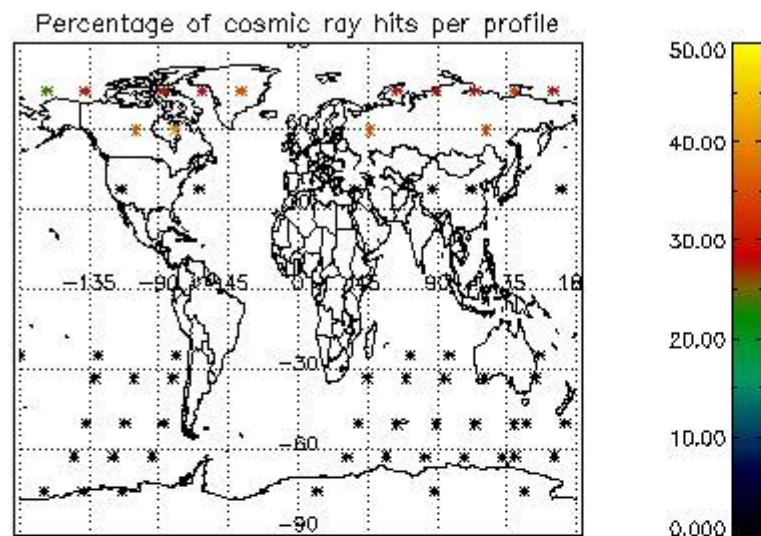


4.2 Plot quality information per product coming from level 1b processing (world map)

4.2.1 Plot level 1 quality information per product (world map): ENVISAT ASCENDING passes



4.2.2 Plot level 1 quality information per product (world map): ENVISAT DESCENDING passes



5. Trace gas profiles

5.1 Ozone statistics based on quality of products

The final quality of the products can be "measured" using the STD (Standard Deviation) attached to every point profile. This information is written to the parameter GOM_NL__2P/NL_LOCAL_SPECIES_DENSITY/o3_std of the level 2 products. The table below shows the statistics for given STD ranges.

The statistics are given with respect to the overall valid production:

- Products without fatal errors: GOM_NL__2P/MPH/PRODUCT_ERR=0
- Valid point profile: GOM_NL__2P/NL_LOCAL_SPECIES_DENSITY/pcd(0)=0

The 'Criteria' is applied to valid points of dark limb products:

- Products in dark limb illumination condition: GOM_NL__2P/NL_SUMMARY_QUALITY/obs_ill_cond=0
- Products without fatal errors: GOM_NL__2P/MPH/PRODUCT_ERR=0
- Valid point profile: GOM_NL__2P/NL_LOCAL_SPECIES_DENSITY/pcd(0)=0

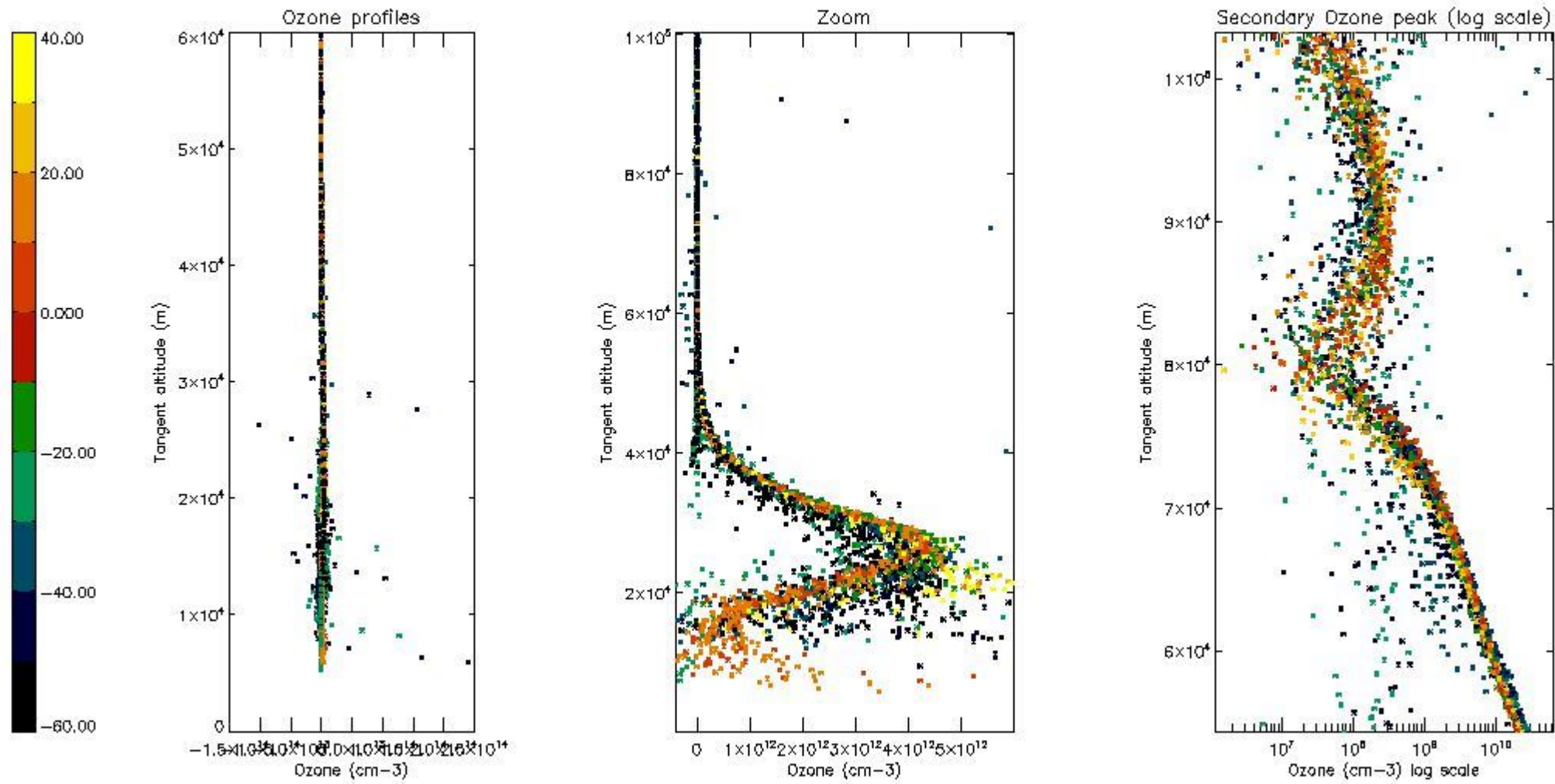
So, the table below shows the percentage of dark limb and valid observations for each criteria with respect to the overall valid daily observations.

Criteria	% of total production
All STD	46
STD < 20	23

STD < 10	19
STD < 5	12

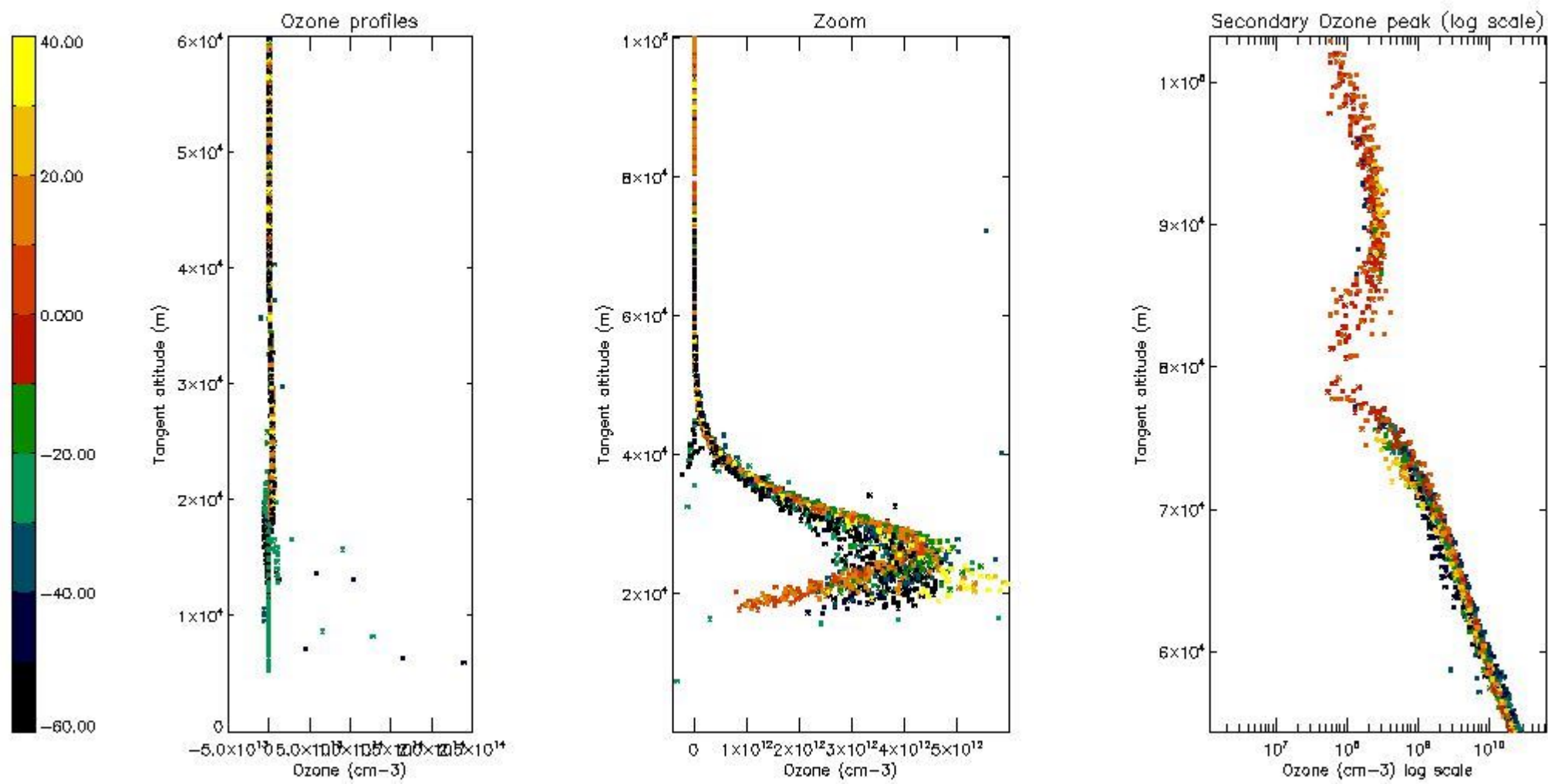
5.2 Plot ozone profiles for all STD (dark without errors)

The colorbar represents the latitude.



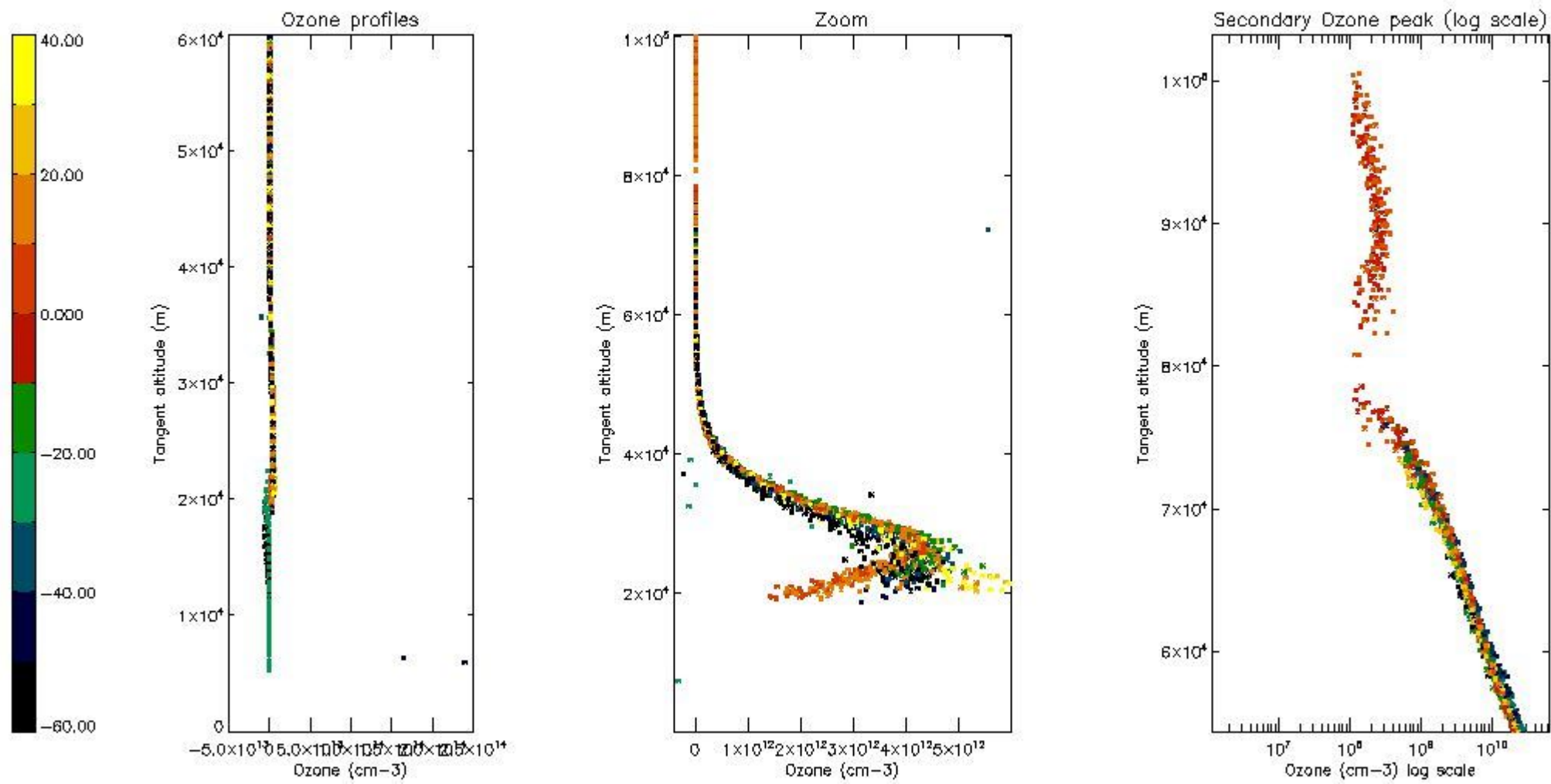
5.3 Plot ozone profiles where STD < 20% (dark without errors)

The colorbar represents the latitude.



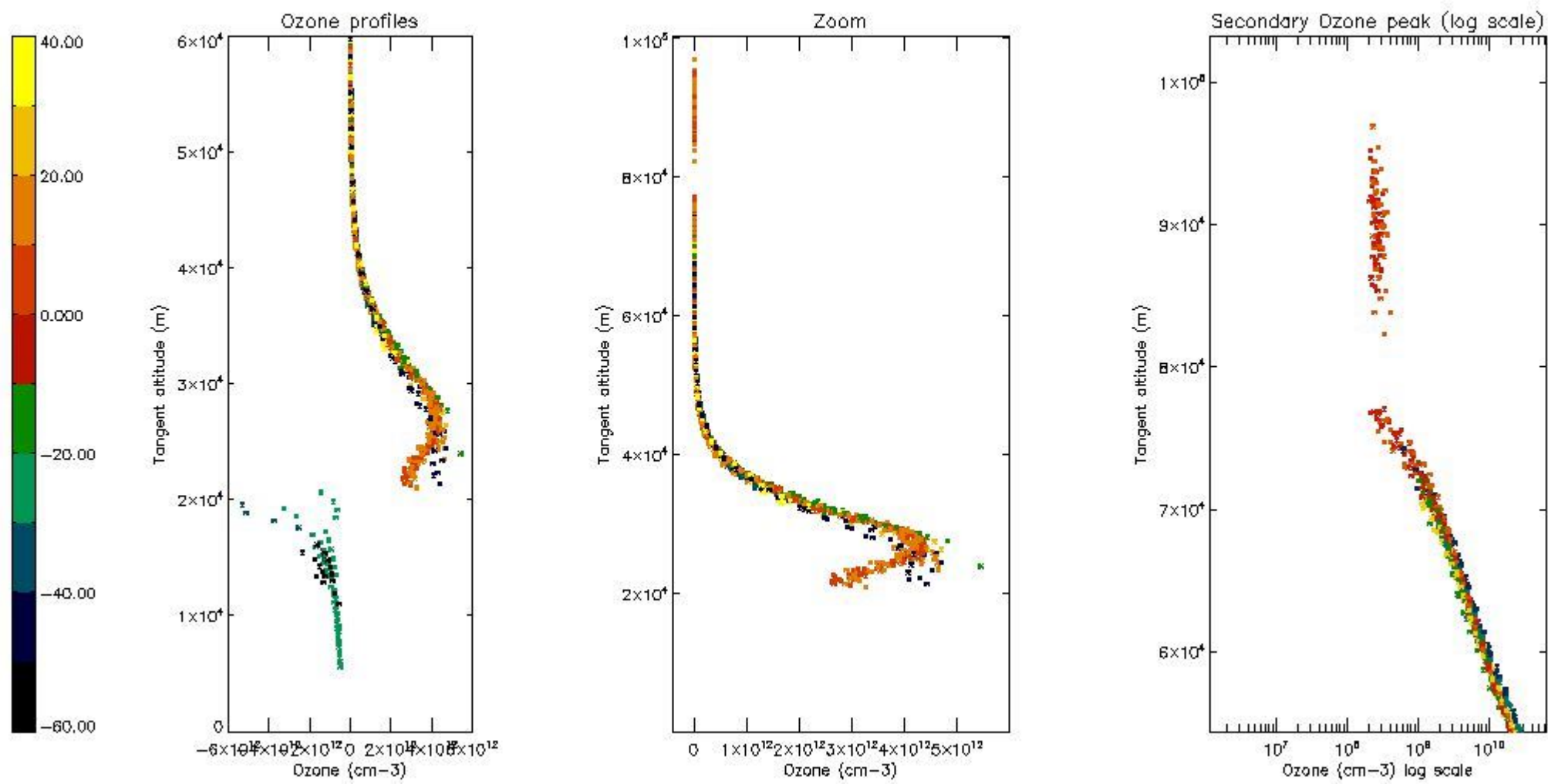
5.4 Plot ozone profiles where $STD < 10\%$ (dark without errors)

The colorbar represents the latitude.



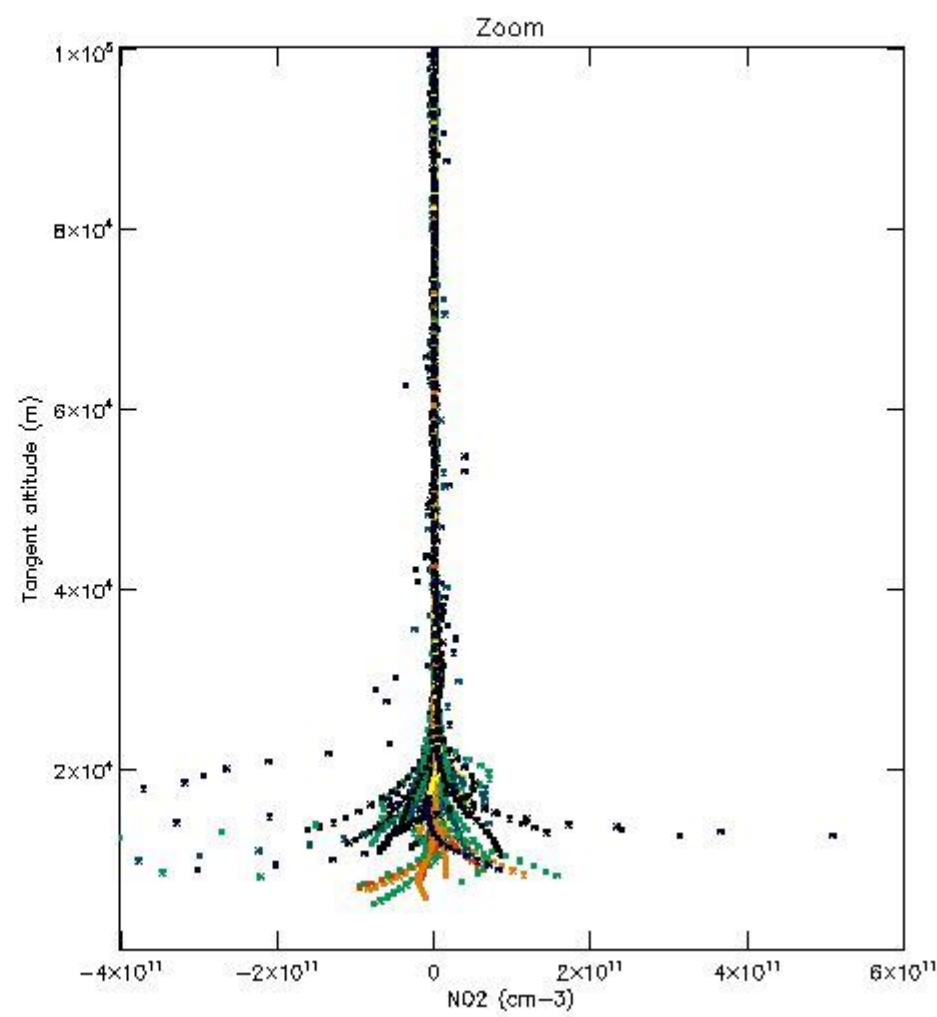
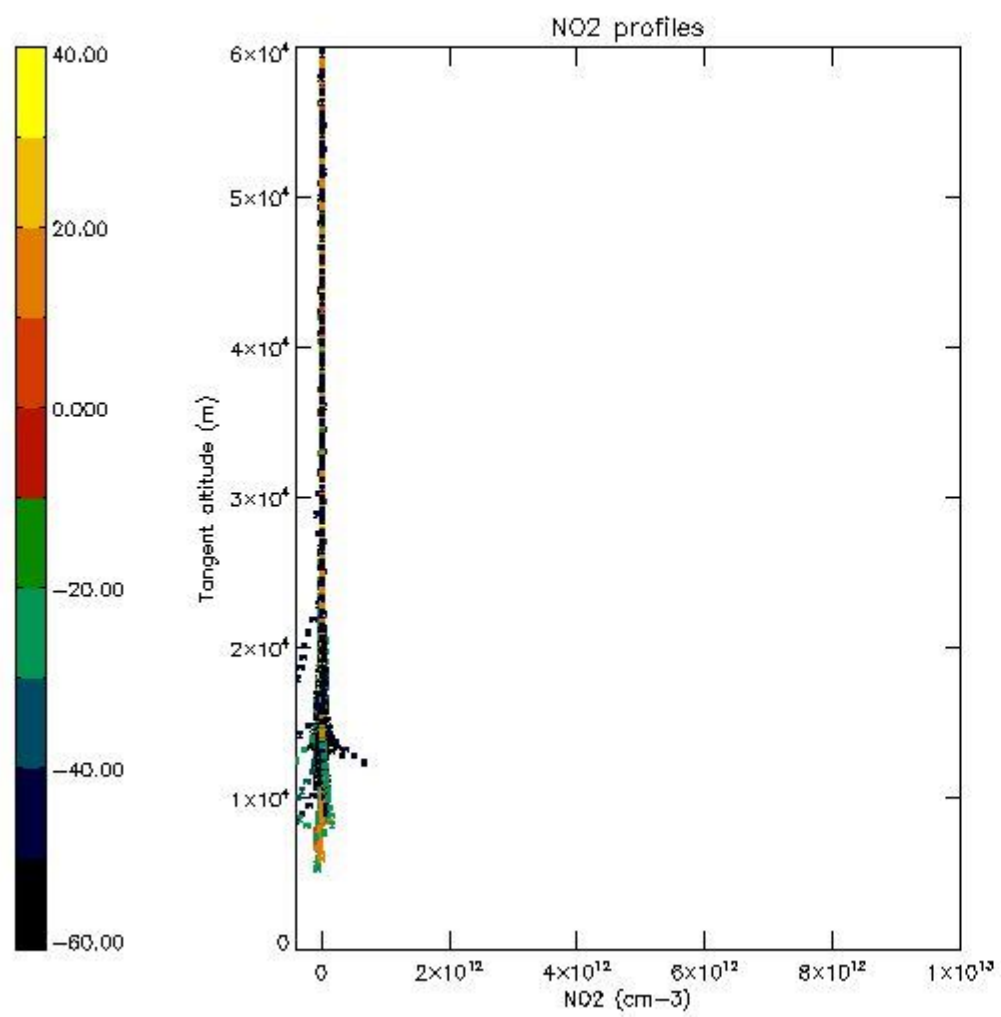
5.5 Plot ozone profiles where $STD < 5\%$ (dark without errors)

The colorbar represents the latitude.



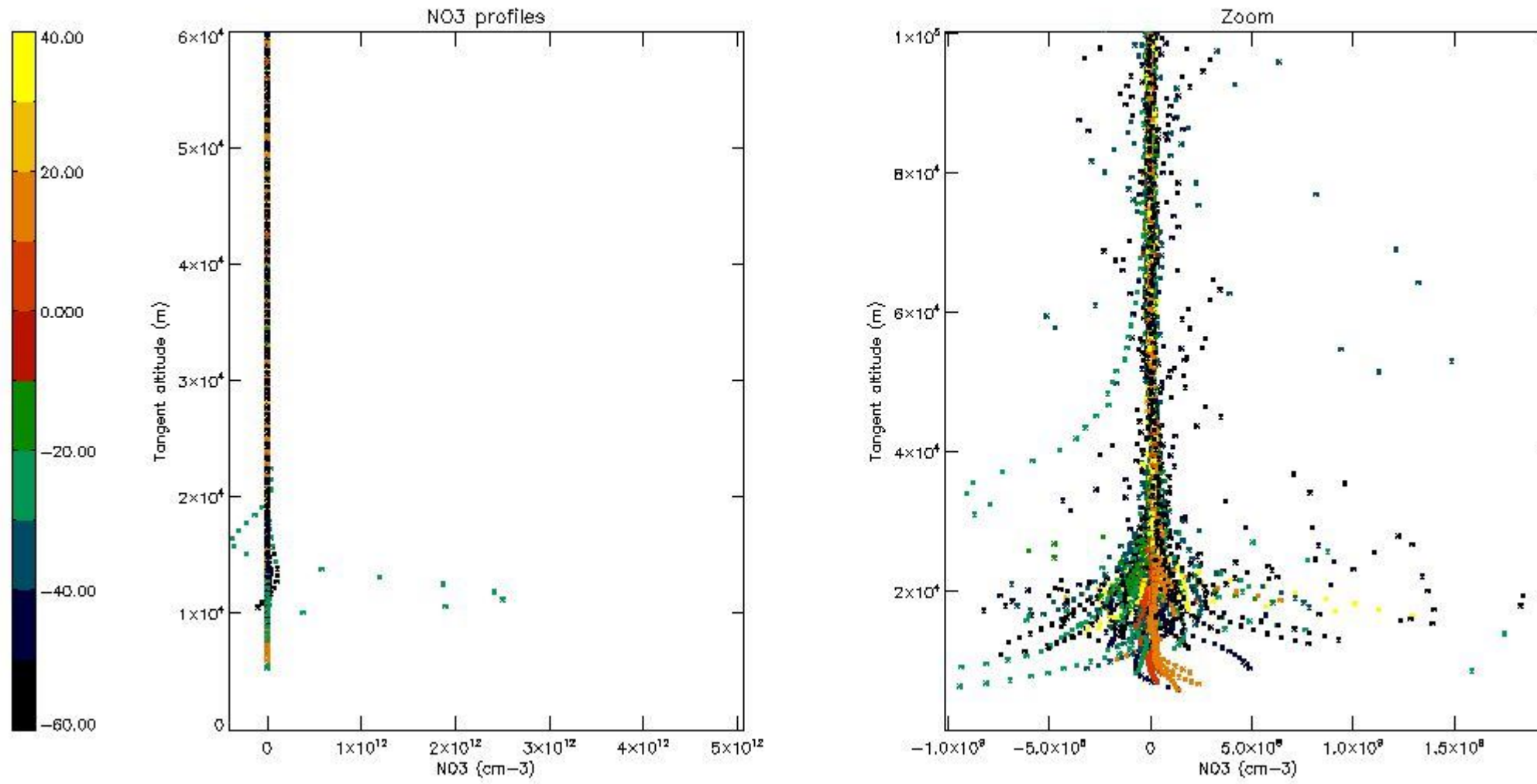
5.6 Plot NO₂ profiles for all STD (dark without errors)

The colorbar represents the latitude.



5.7 Plot NO3 profiles for all STD (dark without errors)

The colorbar represents the latitude.



6. Auxiliary Data Files used for the production reported in section 2

The number reported in the third column indicates since which file (see list in section 2) the corresponding auxiliary file has been used. The fourth column is the date of those product files.

Type	Auxiliary Filename	Used since product	Used since product date
INST_PHYS_CHARACTERISTICS	GOM_INS_AXVIEC20091111_143220_20030716_120000_20500101_000000	1	11-FEB-2010 00:01:16
LEVEL-2_PROC_CONFIG	GOM_PR2_AXVIEC20091111_152718_20020301_000000_20500101_000000	1	11-FEB-2010 00:01:16
CROSS_SECTIONS_FILE	GOM_CRS_AXVIEC20091111_154832_20020301_000000_20500101_000000	1	11-FEB-2010 00:01:16

GOMOS Level 2 Daily Report

SUMMARY

[1. General Info](#)

[2. Summary of processed GOM_NL_2P products](#)

[3. Level 2 Quality information per product](#)

[3.1 Plot of level 2 quality information per product \(time dependant\)](#)

[3.2 Plot of level 2 quality information per product \(world map\)](#)

[4. Level 1 Quality information per product \(stored on level 2 products\)](#)

[4.1 Plot of level 1 quality information per product \(time dependant\)](#)

[4.1.1 Plot of level 1 quality information per product \(time dependant\): ASCENDING](#)

[4.1.2 Plot of level 1 quality information per product \(time dependant\): DESCENDING](#)

[4.2 Plot of level 1 quality information per product \(world map\)](#)

[4.2.1 Plot of level 1 quality information per product \(world map\): ASCENDING](#)

[4.2.2 Plot of level 1 quality information per product \(world map\): DESCENDING](#)

[5. Ozone profiles based on quality statistics and other trace gas profiles](#)

[5.1 Ozone statistics based on quality of products](#)

[5.2 Plot ozone profiles for all STD \(dark without errors\)](#)

[5.3 Plot ozone profiles where STD < 20% \(dark without errors\)](#)

[5.4. Plot ozone profiles where STD < 10% \(dark without errors\)](#)

[5.5. Plot ozone profiles where STD < 5% \(dark without errors\)](#)

[5.6 Plot NO2 profiles for all STD \(dark without errors\)](#)

[5.7 Plot NO3 profiles for all STD \(dark without errors\)](#)

[5.8 Plot H2O profiles \(only for occultations of stars 1,2,3,4,13,14,16,26,63 dark without errors\) for all STD](#)

[6. Auxiliary Data Files used for the production reported in section 2](#)

This report presents the daily analysis on parameters extracted from GOMOS level 2 data (GOM_NL__2P). It is intended to monitor some important parameters that will impact the quality of these products. A list of level 2 products (and content) that have arrived during the reporting day to the PCF is also given.

Item	Value
Time of report generation	26APR2013 17:19:13
Data source version	GOMOS/6.01
Start time of products	11-02-2010 (11FEB2010 00:00:00)
Stop time of products	12-02-2010 (12FEB2010 00:00:00)
Store outputs in DB	Yes
Nb of level 2 prods	200
Nb of prods with errors	0

2. Summary of processed GOM_NL__2P products.

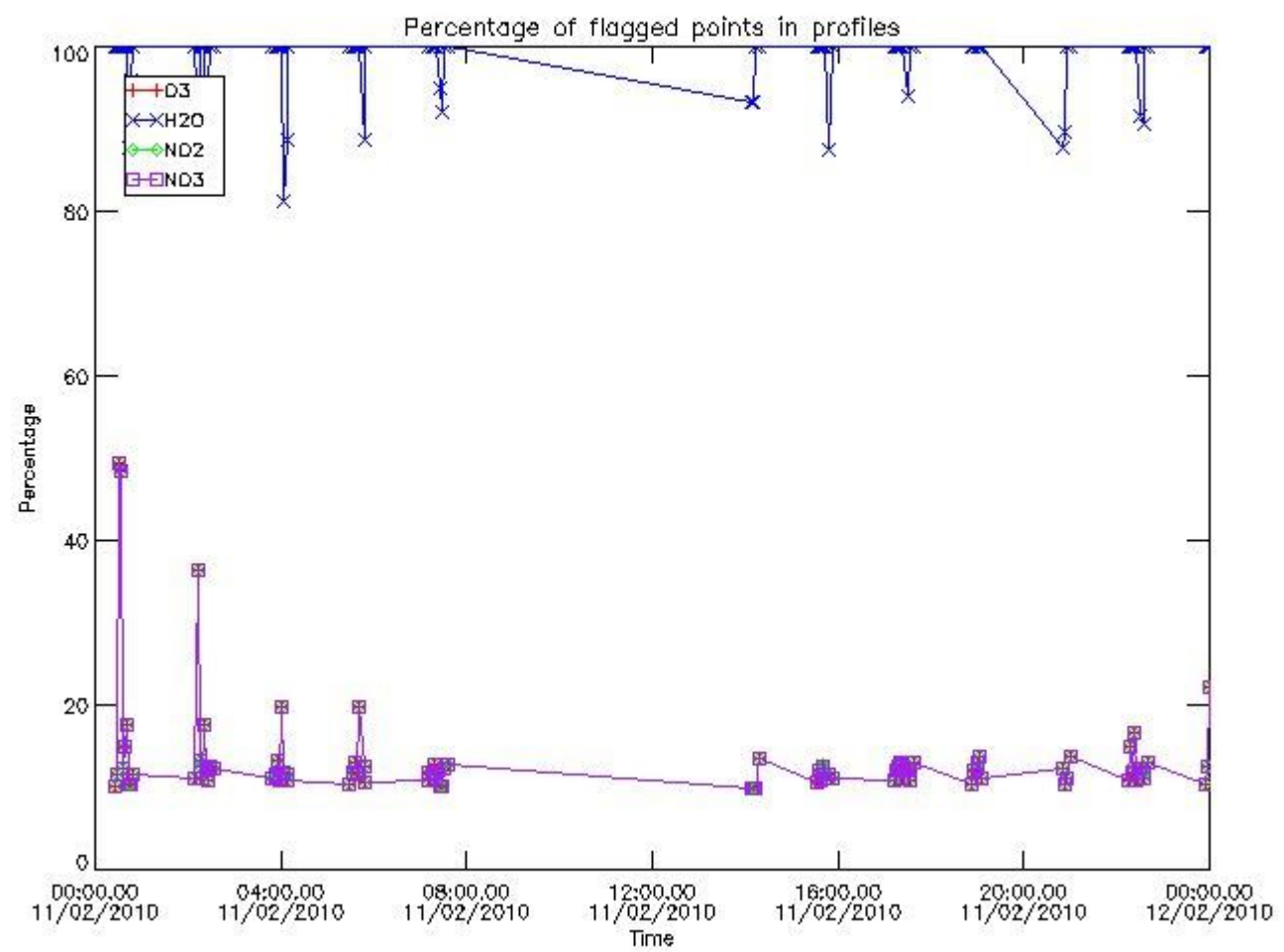
Nr	Filename	UTC Start time	Limb	Duration	Star Id	Star Name	Star Mag	Star Temp	Nb Meas	Orbit	Prod. error
1	GOM_NL__2PRFIN20100211_000116_000000432086_00431_41567_4592.N1	11-FEB-2010 00:01:16	Bright	43.000	119	14Eta Dra	2.7270	4700.0	86	41567	No
2	GOM_NL__2PRFIN20100211_000451_000000572086_00431_41567_4593.N1	11-FEB-2010 00:04:51	Bright	57.000	130	23Bet Dra	2.7990	5800.0	114	41567	No
3	GOM_NL__2PRFIN20100211_001541_000000442086_00431_41567_4594.N1	11-FEB-2010 00:15:41	Bright	44.000	168	17Zet Aql	2.9860	11000.	88	41567	No
4	GOM_NL__2PRFIN20100211_001736_000000442086_00431_41567_4595.N1	11-FEB-2010 00:17:36	Bright	44.000	59	55Alp Oph	2.0800	8900.0	88	41567	No
5	GOM_NL__2PRFIN20100211_001950_000000422086_00431_41567_4596.N1	11-FEB-2010 00:19:50	Bright	42.000	126	60Bet Oph	2.7700	4250.0	84	41567	No
6	GOM_NL__2PRFIN20100211_002651_000000512086_00431_41567_4597.N1	11-FEB-2010 00:26:51	Dark	50.500	86	35Eta Oph	2.4300	10200.	101	41567	No
7	GOM_NL__2PRFIN20100211_002822_000000452086_00431_41567_4598.N1	11-FEB-2010 00:28:22	Dark	44.500	116	19Del Sgr	2.7000	4100.0	89	41567	No
8	GOM_NL__2PRFIN20100211_003127_000000442086_00431_41567_4599.N1	11-FEB-2010 00:31:27	Dark	44.000	25	35Lam Sco	1.6200	28000.	88	41567	No
9	GOM_NL__2PRFIN20100211_003248_000000482086_00431_41567_4600.N1	11-FEB-2010 00:32:48	Dark	48.000	40	The Sco	1.8590	7100.0	96	41567	No
10	GOM_NL__2PRFIN20100211_003606_000000422086_00431_41567_4601.N1	11-FEB-2010 00:36:06	Dark	41.500	141	Bet Ara	2.8400	4600.0	83	41567	No
11	GOM_NL__2PRFIN20100211_003737_000000452086_00432_41568_4590.N1	11-FEB-2010 00:37:37	Dark	44.500	131	Gam Lup	2.8000	26000.	89	41568	No
12	GOM_NL__2PRFIN20100211_004004_000000292086_00432_41568_4591.N1	11-FEB-2010 00:40:04	Dark	29.000	109	Bet Lup	2.6770	26000.	58	41568	No
13	GOM_NL__2PRFIN20100211_004320_000000502086_00432_41568_4592.N1	11-FEB-2010 00:43:20	Dark	49.500	10	Bet Cen	0.61000	28000.	99	41568	No
14	GOM_NL__2PRFIN20100211_004632_000000492086_00432_41568_4593.N1	11-FEB-2010 00:46:32	Dark	49.000	12	Alp1Cru	0.77500	30000.	98	41568	No
15	GOM_NL__2PRFIN20100211_004904_000000452086_00432_41568_4594.N1	11-FEB-2010 00:49:04	Dark	44.500	99	Del Cen	2.5750	26000.	89	41568	No
16	GOM_NL__2PRFIN20100211_005611_000000452086_00432_41568_4595.N1	11-FEB-2010 00:56:11	Straylight	45.000	65	Lam Vel	2.2040	4400.0	90	41568	No
17	GOM_NL__2PRFIN20100211_010219_000000412086_00432_41568_4596.N1	11-FEB-2010 01:02:19	Straylight	40.500	132	15Rho Pup	2.8030	6900.0	81	41568	No
18	GOM_NL__2PRFIN20100211_010625_000000532086_00432_41568_4597.N1	11-FEB-2010 01:06:25	Straylight	52.500	48	30Alp Hya	1.9770	4100.0	105	41568	No
19	GOM_NL__2PRFIN20100211_013701_000000412086_00432_41568_4598.N1	11-FEB-2010 01:37:01	Bright	41.000	60	7Bet UMi	2.0810	3950.0	82	41568	No
20	GOM_NL__2PRFIN20100211_014151_000000442086_00432_41568_4599.N1	11-FEB-2010 01:41:51	Bright	43.500	119	14Eta Dra	2.7270	4700.0	87	41568	No
21	GOM_NL__2PRFIN20100211_014527_000000422086_00432_41568_4600.N1	11-FEB-2010 01:45:27	Bright	42.000	130	23Bet Dra	2.7990	5800.0	84	41568	No
22	GOM_NL__2PRFIN20100211_014929_000000352086_00432_41568_4601.N1	11-FEB-2010 01:49:29	Bright	35.000	5	3Alp Lyr	0.033000	11000.	70	41568	No
23	GOM_NL__2PRFIN20100211_015617_000000522086_00432_41568_4602.N1	11-FEB-2010 01:56:17	Bright	52.000	168	17Zet Aql	2.9860	11000.	104	41568	No
24	GOM_NL__2PRFIN20100211_015812_000000412086_00432_41568_4603.N1	11-FEB-2010 01:58:12	Bright	40.500	59	55Alp Oph	2.0800	8900.0	81	41568	No
25	GOM_NL__2PRFIN20100211_020026_000000472086_00432_41568_4604.N1	11-FEB-2010 02:00:26	Bright	46.500	126	60Bet Oph	2.7700	4250.0	93	41568	No
26	GOM_NL__2PRFIN20100211_020728_000000462086_00432_41568_4605.N1	11-FEB-2010 02:07:28	Dark	45.500	86	35Eta Oph	2.4300	10200.	91	41568	No
27	GOM_NL__2PRFIN20100211_021324_000000452086_00432_41568_4606.N1	11-FEB-2010 02:13:24	Dark	44.500	40	The Sco	1.8590	7100.0	89	41568	No
28	GOM_NL__2PRFIN20100211_021513_000000392086_00432_41568_4607.N1	11-FEB-2010 02:15:13	Dark	38.500	147	Alp Ara	2.8770	26000.	77	41568	No
29	GOM_NL__2PRFIN20100211_021642_000000412086_00432_41568_4608.N1	11-FEB-2010 02:16:42	Dark	40.500	141	Bet Ara	2.8400	4600.0	81	41568	No
30	GOM_NL__2PRFIN20100211_021814_000000462086_00433_41569_4598.N1	11-FEB-2010 02:18:14	Dark	46.000	131	Gam Lup	2.8000	26000.	92	41569	No
31	GOM_NL__2PRFIN20100211_022041_000000292086_00433_41569_4599.N1	11-FEB-2010 02:20:41	Dark	29.000	109	Bet Lup	2.6770	26000.	58	41569	No
32	GOM_NL__2PRFIN20100211_022356_000000432086_00433_41569_4600.N1	11-FEB-2010 02:23:56	Dark	42.500	10	Bet Cen	0.61000	28000.	85	41569	No
33	GOM_NL__2PRFIN20100211_022708_000000472086_00433_41569_4601.N1	11-FEB-2010 02:27:08	Dark	47.000	12	Alp1Cru	0.77500	30000.	94	41569	No
34	GOM_NL__2PRFIN20100211_022941_000000452086_00433_41569_4602.N1	11-FEB-2010 02:29:41	Dark	44.500	99	Del Cen	2.5750	26000.	89	41569	No
35	GOM_NL__2PRFIN20100211_023328_000000422086_00433_41569_4603.N1	11-FEB-2010 02:33:28	Dark	41.500	91	Kap Vel	2.4900	26000.	83	41569	No
36	GOM_NL__2PRFIN20100211_023647_000000472086_00433_41569_4604.N1	11-FEB-2010 02:36:47	Straylight	46.500	65	Lam Vel	2.2040	4400.0	93	41569	No
37	GOM_NL__2PRFIN20100211_024255_000000432086_00433_41569_4605.N1	11-FEB-2010 02:42:55	Straylight	42.500	132	15Rho Pup	2.8030	6900.0	85	41569	No
38	GOM_NL__2PRFIN20100211_024701_000000512086_00433_41569_4606.N1	11-FEB-2010 02:47:01	Straylight	51.000	48	30Alp Hya	1.9770	4100.0	102	41569	No
39	GOM_NL__2PRFIN20100211_025125_000000472086_00433_41569_4607.N1	11-FEB-2010 02:51:25	Bright	47.000	8	10Alp CMi	0.40000	6500.0	94	41569	No
40	GOM_NL__2PRFIN20100211_025747_000000402086_00433_41569_4608.N1	11-FEB-2010 02:57:47	Bright	40.000	17	78Bet Gem	1.1610	4500.0	80	41569	No
41	GOM_NL__2PRFIN20100211_031512_000000372086_00433_41569_4609.N1	11-FEB-2010 03:15:12	Bright	36.500	49	1Alp UMi	1.9900	6300.0	73	41569	No
42	GOM_NL__2PRFIN20100211_031737_000000382086_00433_41569_4610.N1	11-FEB-2010 03:17:37	Bright	37.500	60	7Bet UMi	2.0810	3950.0	75	41569	No

161	GOM_NL__2PRFIN20100211_190116_000000392086_00442_41578_4714.N1	11-FEB-2010 19:01:16	Dark	39.000	147	Alp Ara	2.8770	26000.	78	41578	No
162	GOM_NL__2PRFIN20100211_190245_000000482086_00442_41578_4715.N1	11-FEB-2010 19:02:45	Dark	48.000	141	Bet Ara	2.8400	4600.0	96	41578	No
163	GOM_NL__2PRFIN20100211_190424_000000452086_00443_41579_4701.N1	11-FEB-2010 19:04:24	Dark	45.000	131	Gam Lup	2.8000	26000.	90	41579	No
164	GOM_NL__2PRFIN20100211_205039_000000422086_00444_41580_4710.N1	11-FEB-2010 20:50:39	Dark	41.500	10	Bet Cen	0.61000	28000.	83	41580	No
165	GOM_NL__2PRFIN20100211_205349_000000492086_00444_41580_4711.N1	11-FEB-2010 20:53:49	Dark	49.000	12	Alp1Cru	0.77500	30000.	98	41580	No
166	GOM_NL__2PRFIN20100211_205513_000000462086_00444_41580_4712.N1	11-FEB-2010 20:55:13	Dark	46.000	64	Gam Cen	2.2000	10600.	92	41580	No
167	GOM_NL__2PRFIN20100211_210006_000000412086_00444_41580_4713.N1	11-FEB-2010 21:00:06	Dark	41.000	91	Kap Vel	2.4900	26000.	82	41580	No
168	GOM_NL__2PRFIN20100211_210326_000000462086_00444_41580_4714.N1	11-FEB-2010 21:03:26	Straylight	45.500	65	Lam Vel	2.2040	4400.0	91	41580	No
169	GOM_NL__2PRFIN20100211_210932_000000402086_00444_41580_4715.N1	11-FEB-2010 21:09:32	Straylight	40.000	132	15Rho Pup	2.8030	6900.0	80	41580	No
170	GOM_NL__2PRFIN20100211_211336_000000532086_00444_41580_4716.N1	11-FEB-2010 21:13:36	Straylight	53.000	48	30Alp Hya	1.9770	4100.0	106	41580	No
171	GOM_NL__2PRFIN20100211_214147_000000332086_00444_41580_4717.N1	11-FEB-2010 21:41:47	Bright	32.500	49	1Alp UMi	1.9900	6300.0	65	41580	No
172	GOM_NL__2PRFIN20100211_214900_000000452086_00444_41580_4718.N1	11-FEB-2010 21:49:00	Bright	44.500	119	14Eta Dra	2.7270	4700.0	89	41580	No
173	GOM_NL__2PRFIN20100211_215237_000000382086_00444_41580_4719.N1	11-FEB-2010 21:52:37	Bright	38.000	130	23Bet Dra	2.7990	5800.0	76	41580	No
174	GOM_NL__2PRFIN20100211_215641_000000372086_00444_41580_4720.N1	11-FEB-2010 21:56:41	Bright	37.000	5	3Alp Lyr	0.033000	11000.	74	41580	No
175	GOM_NL__2PRFIN20100211_220330_000000522086_00444_41580_4721.N1	11-FEB-2010 22:03:30	Bright	52.000	168	17Zet Aql	2.9860	11000.	104	41580	No
176	GOM_NL__2PRFIN20100211_220529_000000442086_00444_41580_4722.N1	11-FEB-2010 22:05:29	Bright	44.000	59	55Alp Oph	2.0800	8900.0	88	41580	No
177	GOM_NL__2PRFIN20100211_220742_000000442086_00444_41580_4723.N1	11-FEB-2010 22:07:42	Bright	43.500	126	60Bet Oph	2.7700	4250.0	87	41580	No
178	GOM_NL__2PRFIN20100211_221448_000000482086_00444_41580_4724.N1	11-FEB-2010 22:14:48	Dark	47.500	86	35Eta Oph	2.4300	10200.	95	41580	No
179	GOM_NL__2PRFIN20100211_221645_000000442086_00444_41580_4725.N1	11-FEB-2010 22:16:45	Dark	44.000	167	10Gam2Sgr	2.9840	4500.0	88	41580	No
180	GOM_NL__2PRFIN20100211_221921_000000482086_00444_41580_4726.N1	11-FEB-2010 22:19:21	Dark	47.500	25	35Lam Sco	1.6200	28000.	95	41580	No
181	GOM_NL__2PRFIN20100211_222229_000000372086_00444_41580_4727.N1	11-FEB-2010 22:22:29	Dark	37.000	147	Alp Ara	2.8770	26000.	74	41580	No
182	GOM_NL__2PRFIN20100211_222358_000000472086_00444_41580_4728.N1	11-FEB-2010 22:23:58	Dark	46.500	141	Bet Ara	2.8400	4600.0	93	41580	No
183	GOM_NL__2PRFIN20100211_222537_000000472086_00445_41581_4718.N1	11-FEB-2010 22:25:37	Dark	46.500	131	Gam Lup	2.8000	26000.	93	41581	No
184	GOM_NL__2PRFIN20100211_223115_000000422086_00445_41581_4719.N1	11-FEB-2010 22:31:15	Dark	41.500	10	Bet Cen	0.61000	28000.	83	41581	No
185	GOM_NL__2PRFIN20100211_223425_000000442086_00445_41581_4720.N1	11-FEB-2010 22:34:25	Dark	43.500	12	Alp1Cru	0.77500	30000.	87	41581	No
186	GOM_NL__2PRFIN20100211_223550_000000462086_00445_41581_4721.N1	11-FEB-2010 22:35:50	Dark	45.500	64	Gam Cen	2.2000	10600.	91	41581	No
187	GOM_NL__2PRFIN20100211_224043_000000392086_00445_41581_4722.N1	11-FEB-2010 22:40:43	Dark	39.000	91	Kap Vel	2.4900	26000.	78	41581	No
188	GOM_NL__2PRFIN20100211_225009_000000422086_00445_41581_4723.N1	11-FEB-2010 22:50:09	Straylight	41.500	132	15Rho Pup	2.8030	6900.0	83	41581	No
189	GOM_NL__2PRFIN20100211_225412_000000532086_00445_41581_4724.N1	11-FEB-2010 22:54:12	Straylight	53.000	48	30Alp Hya	1.9770	4100.0	106	41581	No
190	GOM_NL__2PRFIN20100211_230458_000000402086_00445_41581_4725.N1	11-FEB-2010 23:04:58	Bright	39.500	17	78Bet Gem	1.1610	4500.0	79	41581	No
191	GOM_NL__2PRFIN20100211_232223_000000372086_00445_41581_4726.N1	11-FEB-2010 23:22:23	Bright	36.500	49	1Alp UMi	1.9900	6300.0	73	41581	No
192	GOM_NL__2PRFIN20100211_232445_000000422086_00445_41581_4727.N1	11-FEB-2010 23:24:45	Bright	42.000	60	7Bet UMi	2.0810	3950.0	84	41581	No
193	GOM_NL__2PRFIN20100211_232935_000000402086_00445_41581_4728.N1	11-FEB-2010 23:29:35	Bright	39.500	119	14Eta Dra	2.7270	4700.0	79	41581	No
194	GOM_NL__2PRFIN20100211_233313_000000402086_00445_41581_4729.N1	11-FEB-2010 23:33:13	Bright	40.000	130	23Bet Dra	2.7990	5800.0	80	41581	No
195	GOM_NL__2PRFIN20100211_234406_000000432086_00445_41581_4730.N1	11-FEB-2010 23:44:06	Bright	42.500	168	17Zet Aql	2.9860	11000.	85	41581	No
196	GOM_NL__2PRFIN20100211_234605_000000452086_00445_41581_4731.N1	11-FEB-2010 23:46:05	Bright	45.000	59	55Alp Oph	2.0800	8900.0	90	41581	No
197	GOM_NL__2PRFIN20100211_234819_000000492086_00445_41581_4732.N1	11-FEB-2010 23:48:19	Bright	48.500	126	60Bet Oph	2.7700	4250.0	97	41581	No
198	GOM_NL__2PRFIN20100211_235524_000000492086_00445_41581_4733.N1	11-FEB-2010 23:55:24	Dark	49.000	86	35Eta Oph	2.4300	10200.	98	41581	No
199	GOM_NL__2PRFIN20100211_235721_000000412086_00445_41581_4734.N1	11-FEB-2010 23:57:21	Dark	40.500	167	10Gam2Sgr	2.9840	4500.0	81	41581	No
200	GOM_NL__2PRFIN20100211_235958_000000442086_00445_41581_4735.N1	11-FEB-2010 23:59:58	Dark	43.500	25	35Lam Sco	1.6200	28000.	87	41581	No

3. Quality information per product

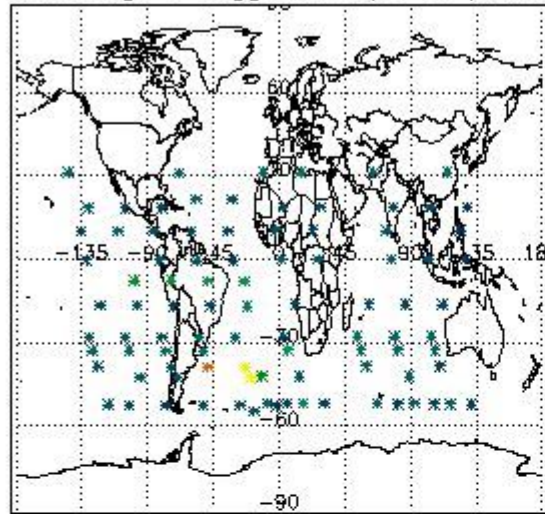
In this section it is plotted some information contained in the Quality Summary data set of the level 2 products. Only products in dark limb conditions and without errors (error flag in the MPH set to "0") are used.

3.1 Plot quality information per product (time dependant)

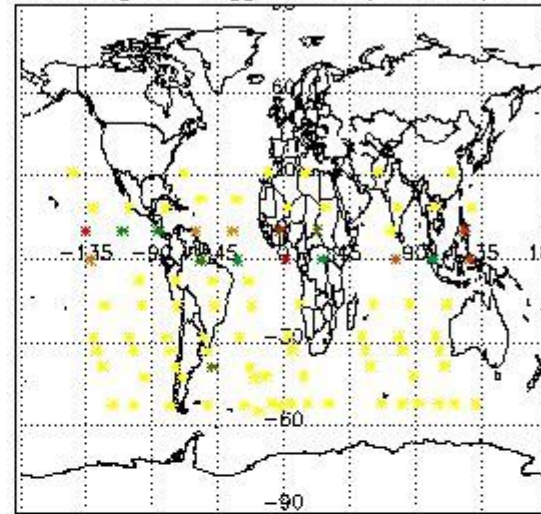


3.2 Plot quality information per product (world map)


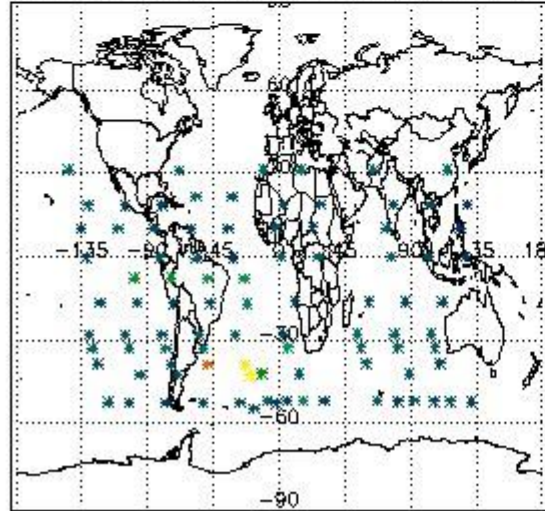
Percentage of flagged data per O3 profile



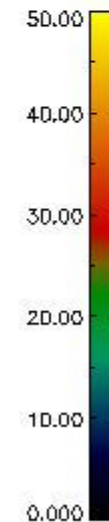
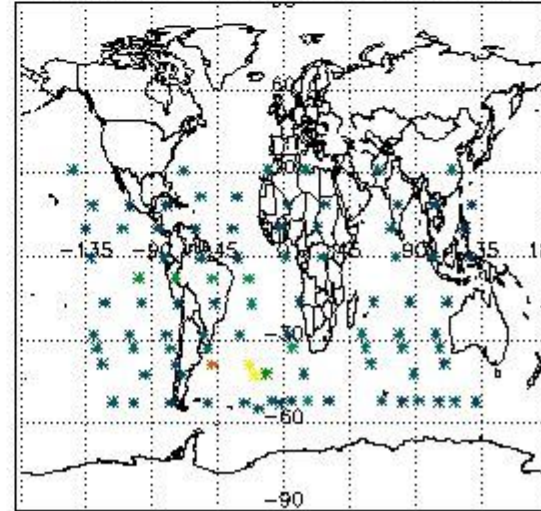
Percentage of flagged data per H2O profile



Percentage of flagged data per NO2 profile



Percentage of flagged data per NO3 profile

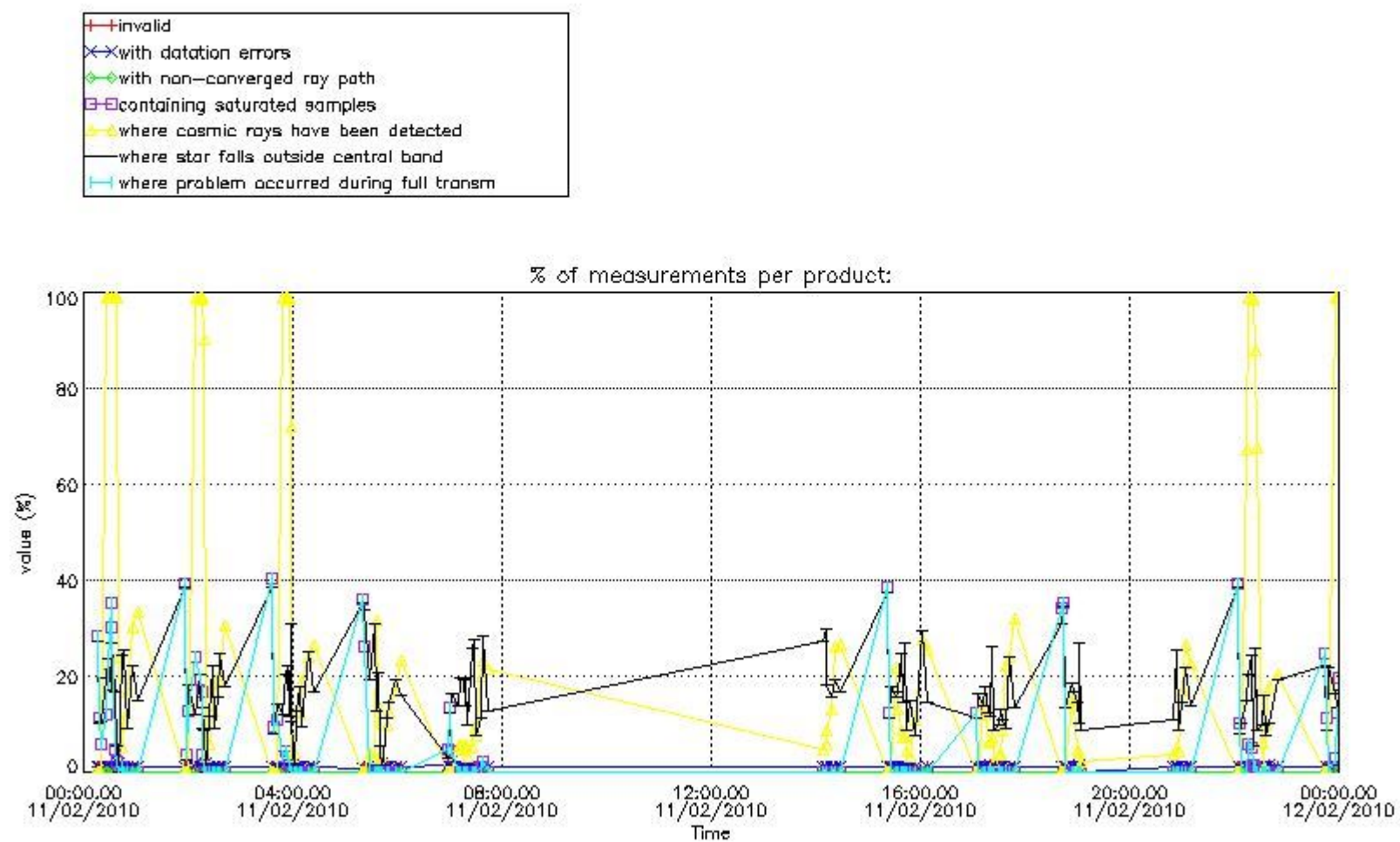


4. Level 1 quality information per product

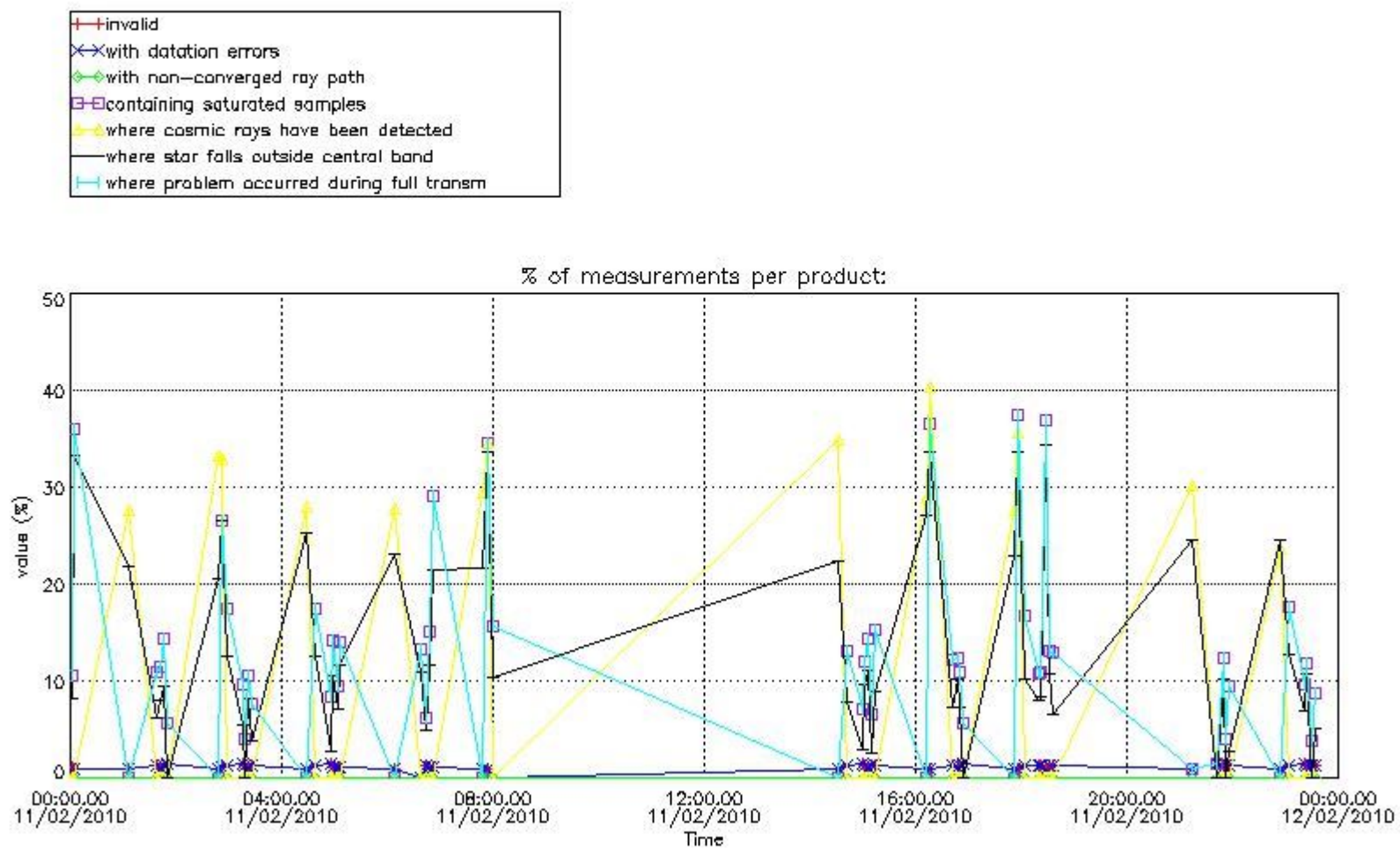
In this section it is plotted some information contained in the Quality Summary data set of the level 2 products that comes from the level 1b processing. Products without errors (error flag in the MPH set to "0") are used.

4.1 Plot quality information per product (time dependant) coming from level 1b processing

4.1.1 Plot level 1 quality information per product (time dependant): ENVISAT ASCENDING passes

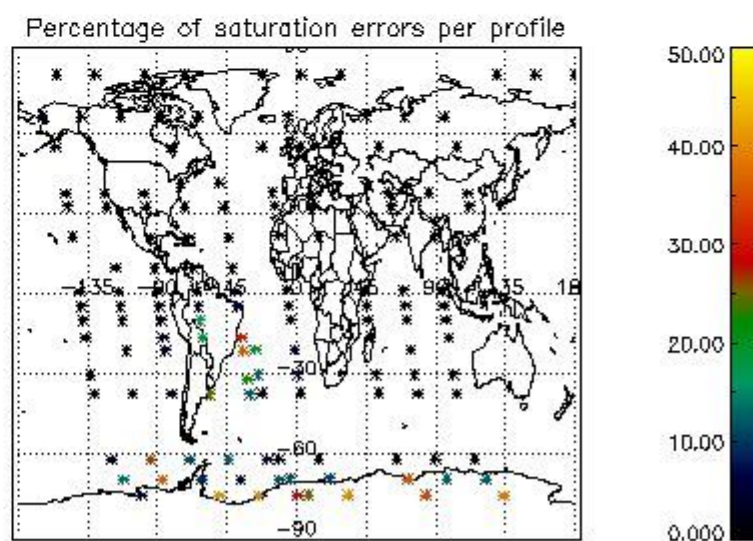
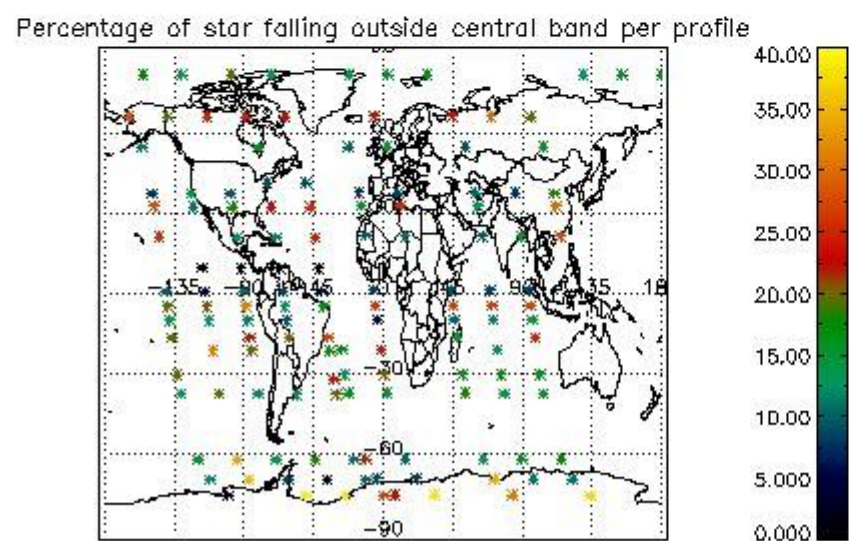
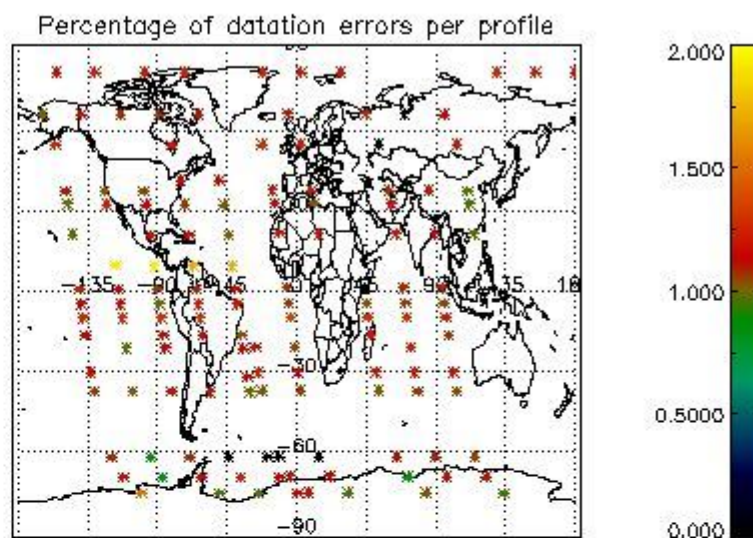
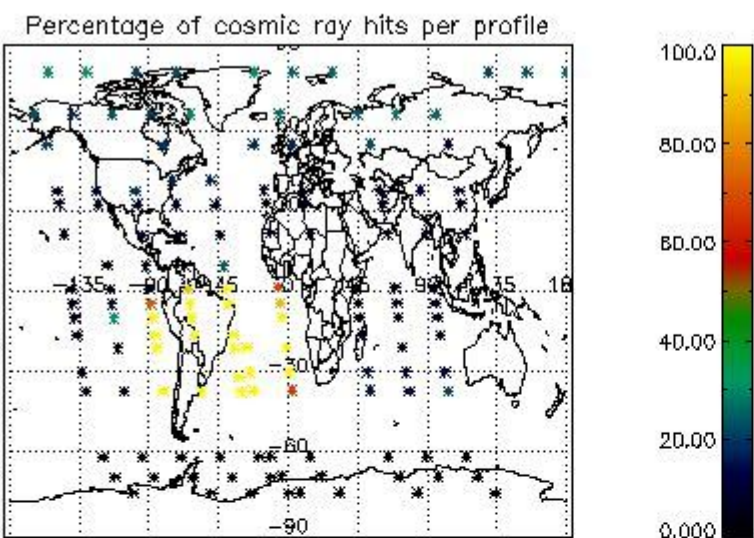


4.1.2 Plot level 1 quality information per product (time dependant): ENVI SAT DESCENDING passes

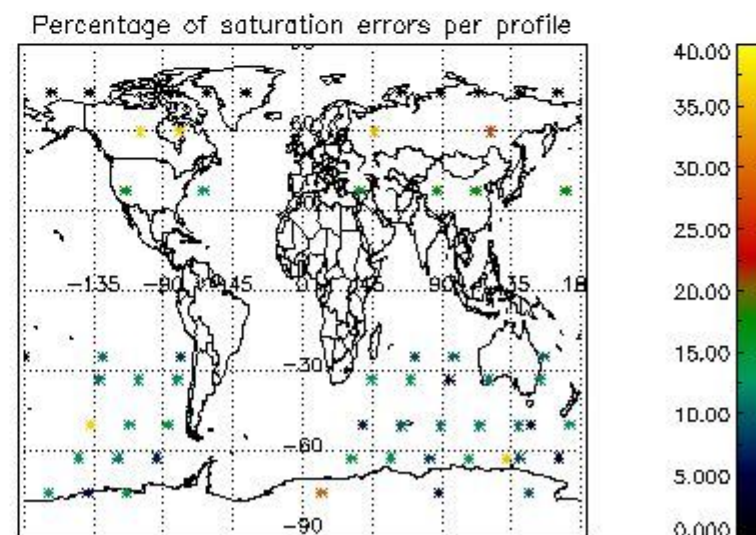
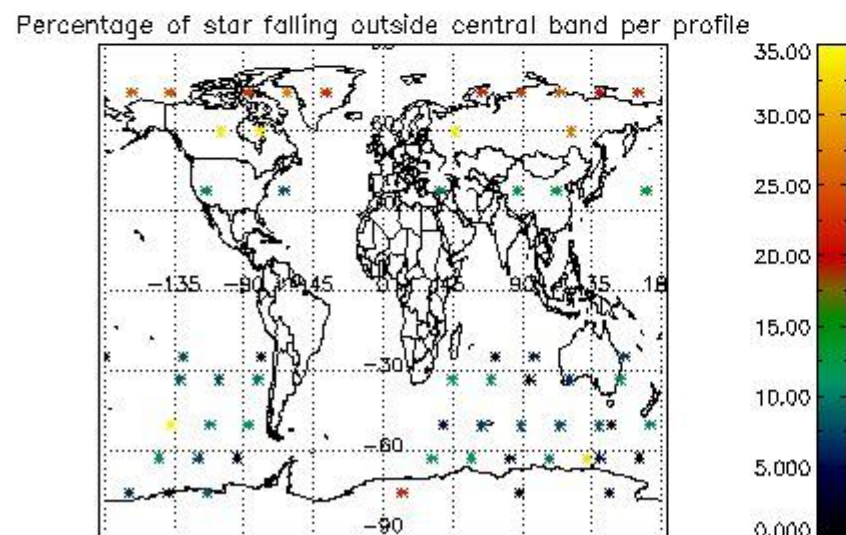
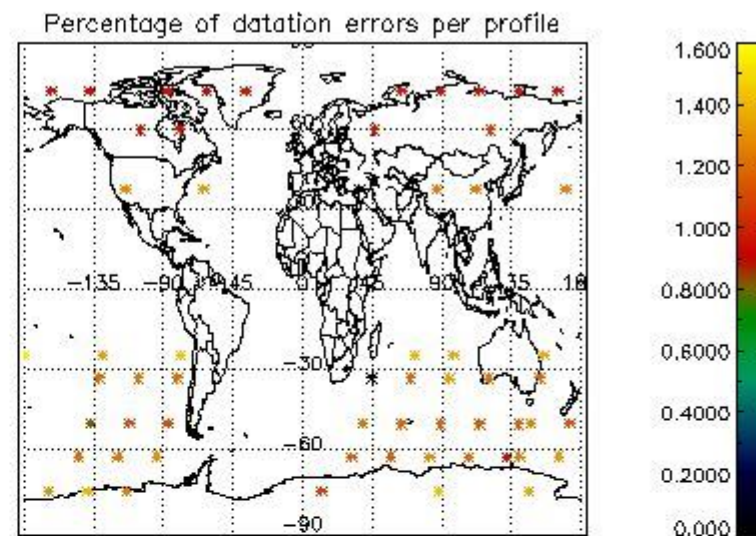
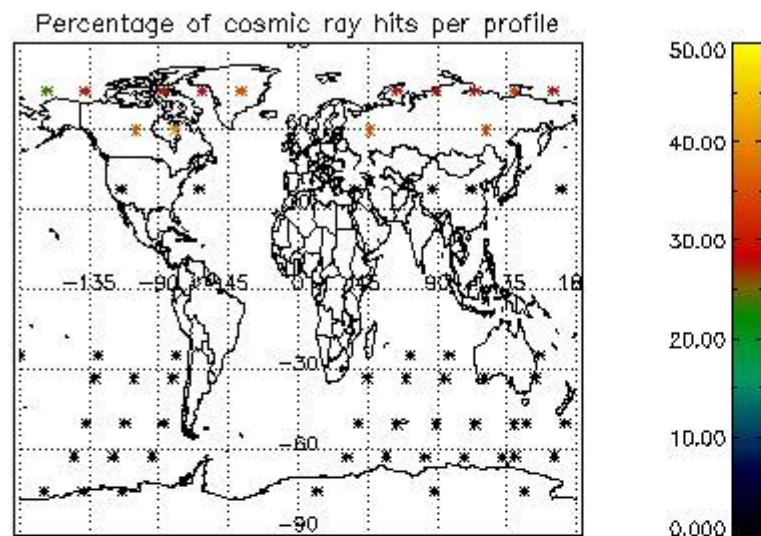


4.2 Plot quality information per product coming from level 1b processing (world map)

4.2.1 Plot level 1 quality information per product (world map): ENVISAT ASCENDING passes



4.2.2 Plot level 1 quality information per product (world map): ENVISAT DESCENDING passes



5. Trace gas profiles

5.1 Ozone statistics based on quality of products

The final quality of the products can be "measured" using the STD (Standard Deviation) attached to every point profile. This information is written to the parameter GOM_NL__2P/NL_LOCAL_SPECIES_DENSITY/o3_std of the level 2 products. The table below shows the statistics for given STD ranges.

The statistics are given with respect to the overall valid production:

- Products without fatal errors: GOM_NL__2P/MPH/PRODUCT_ERR=0
- Valid point profile: GOM_NL__2P/NL_LOCAL_SPECIES_DENSITY/pcd(0)=0

The 'Criteria' is applied to valid points of dark limb products:

- Products in dark limb illumination condition: GOM_NL__2P/NL_SUMMARY_QUALITY/obs_ill_cond=0
- Products without fatal errors: GOM_NL__2P/MPH/PRODUCT_ERR=0
- Valid point profile: GOM_NL__2P/NL_LOCAL_SPECIES_DENSITY/pcd(0)=0

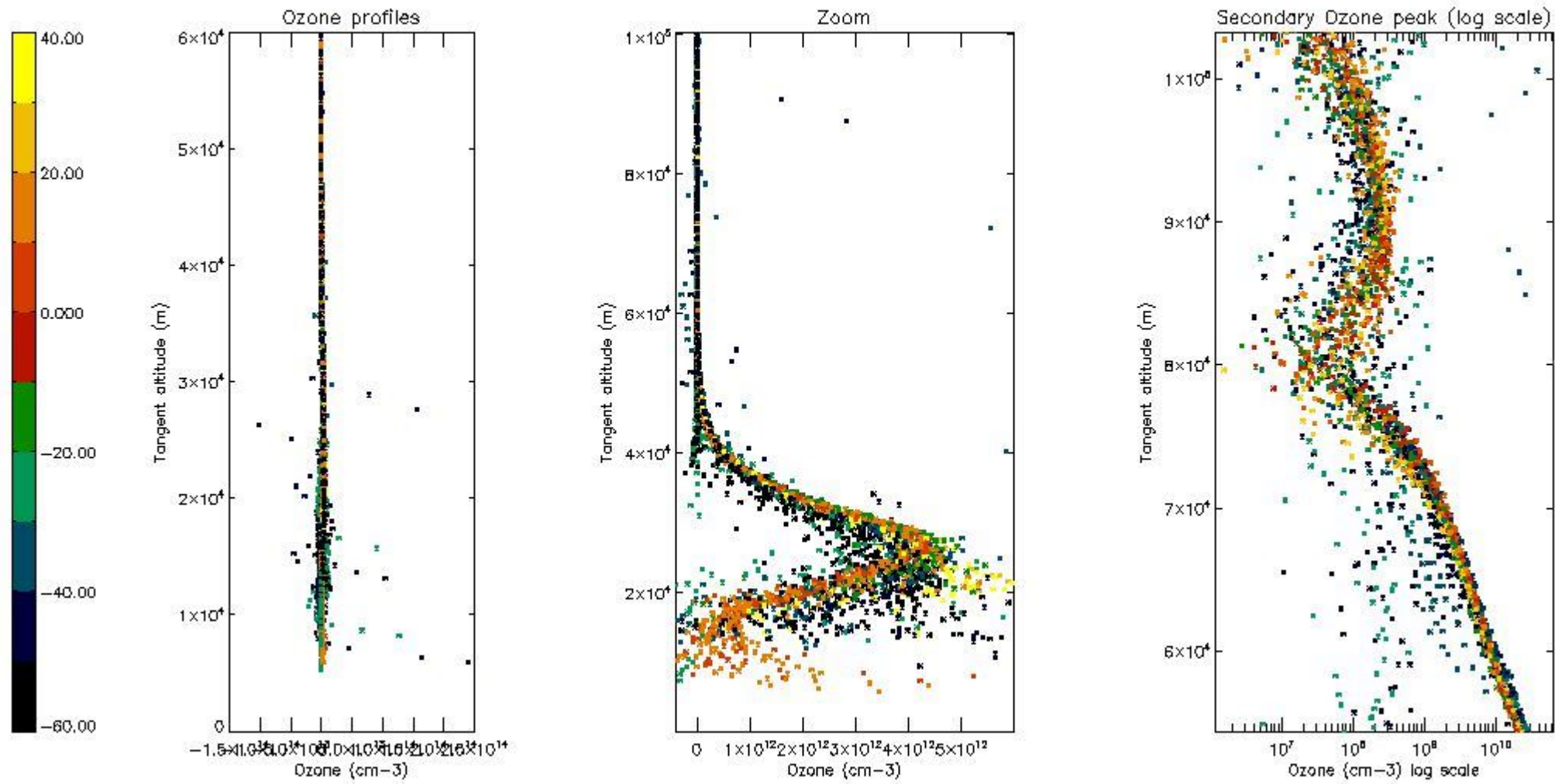
So, the table below shows the percentage of dark limb and valid observations for each criteria with respect to the overall valid daily observations.

Criteria	% of total production
All STD	46
STD < 20	23

STD < 10	19
STD < 5	12

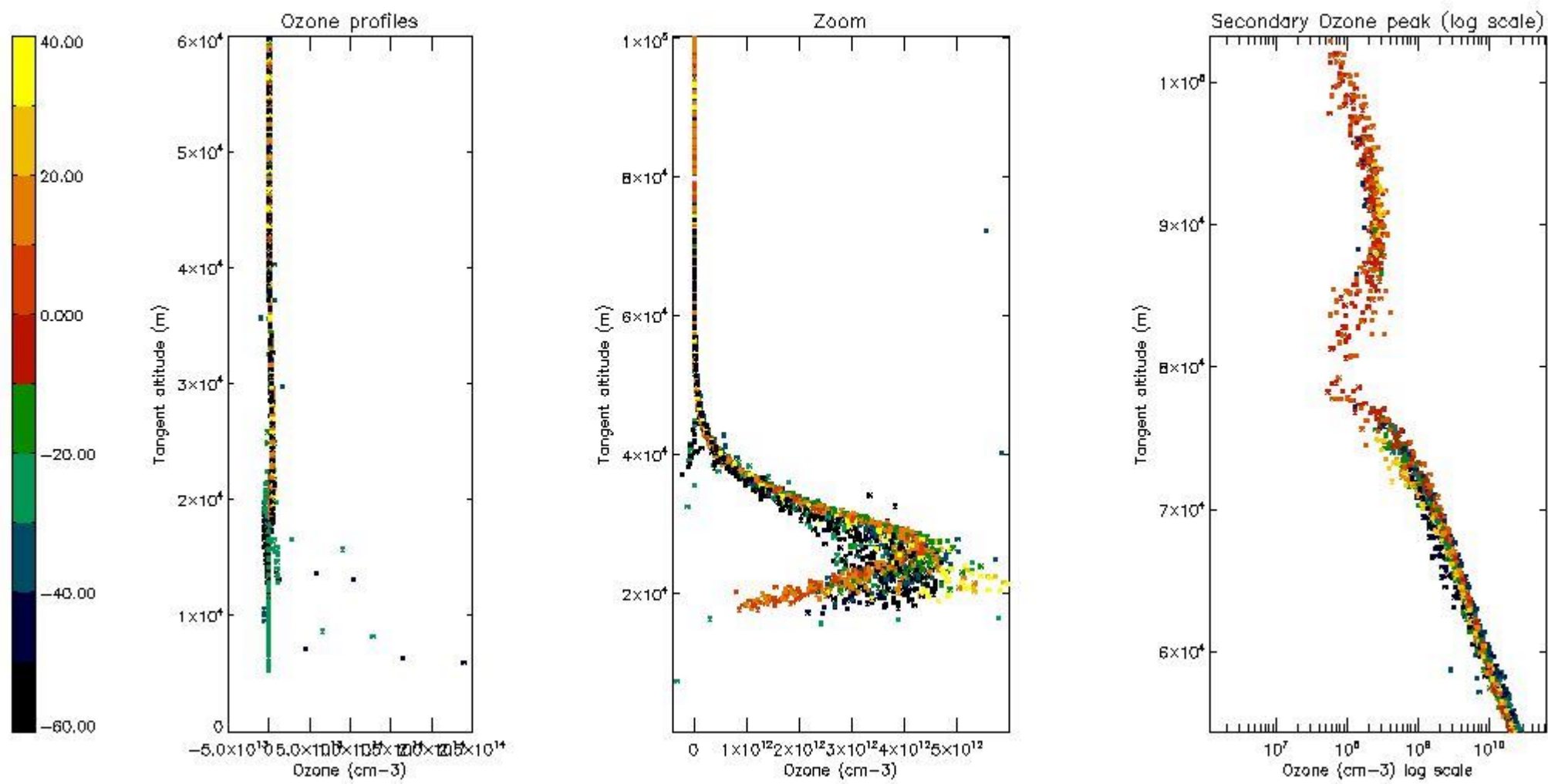
5.2 Plot ozone profiles for all STD (dark without errors)

The colorbar represents the latitude.



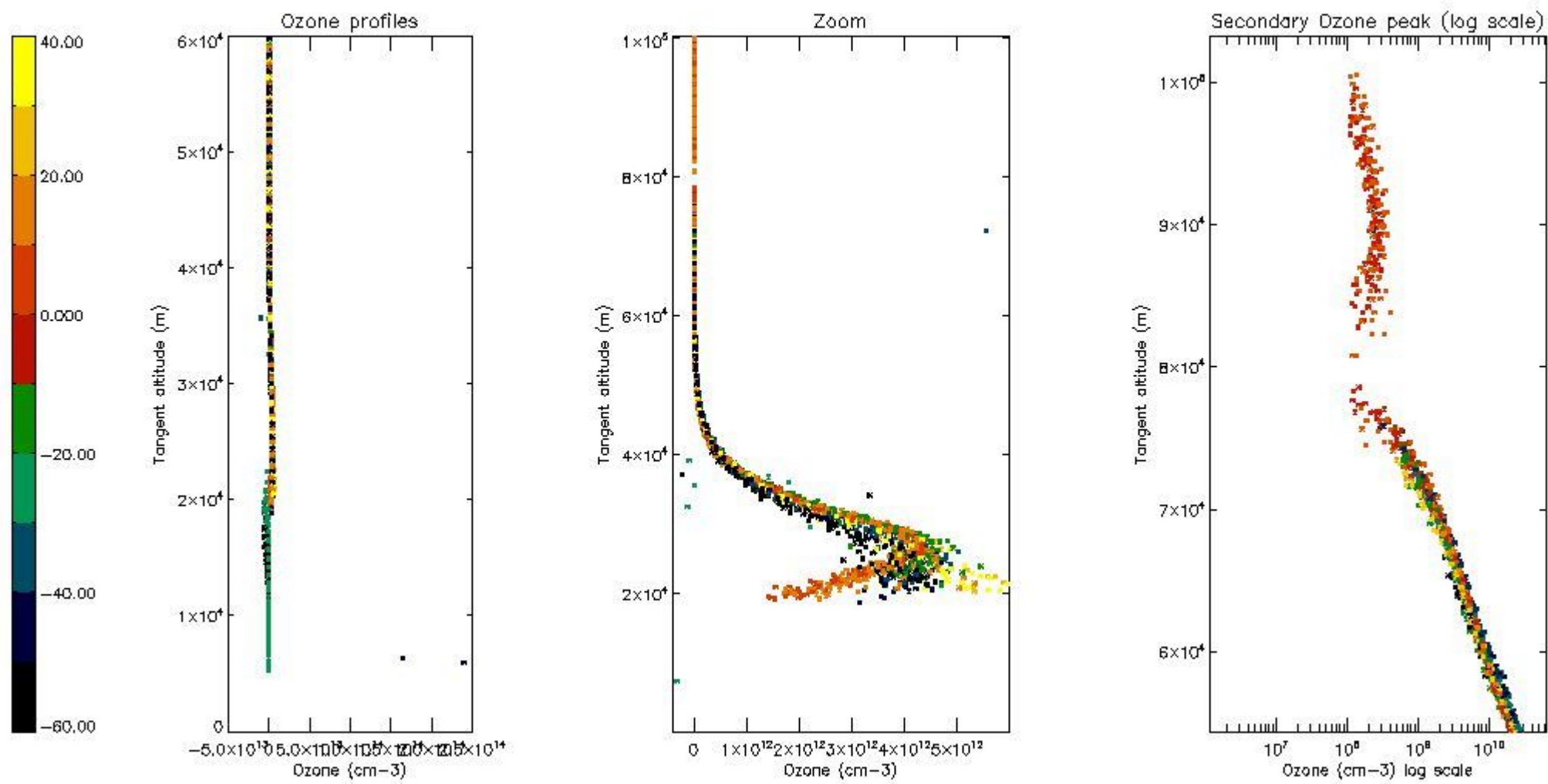
5.3 Plot ozone profiles where STD < 20% (dark without errors)

The colorbar represents the latitude.



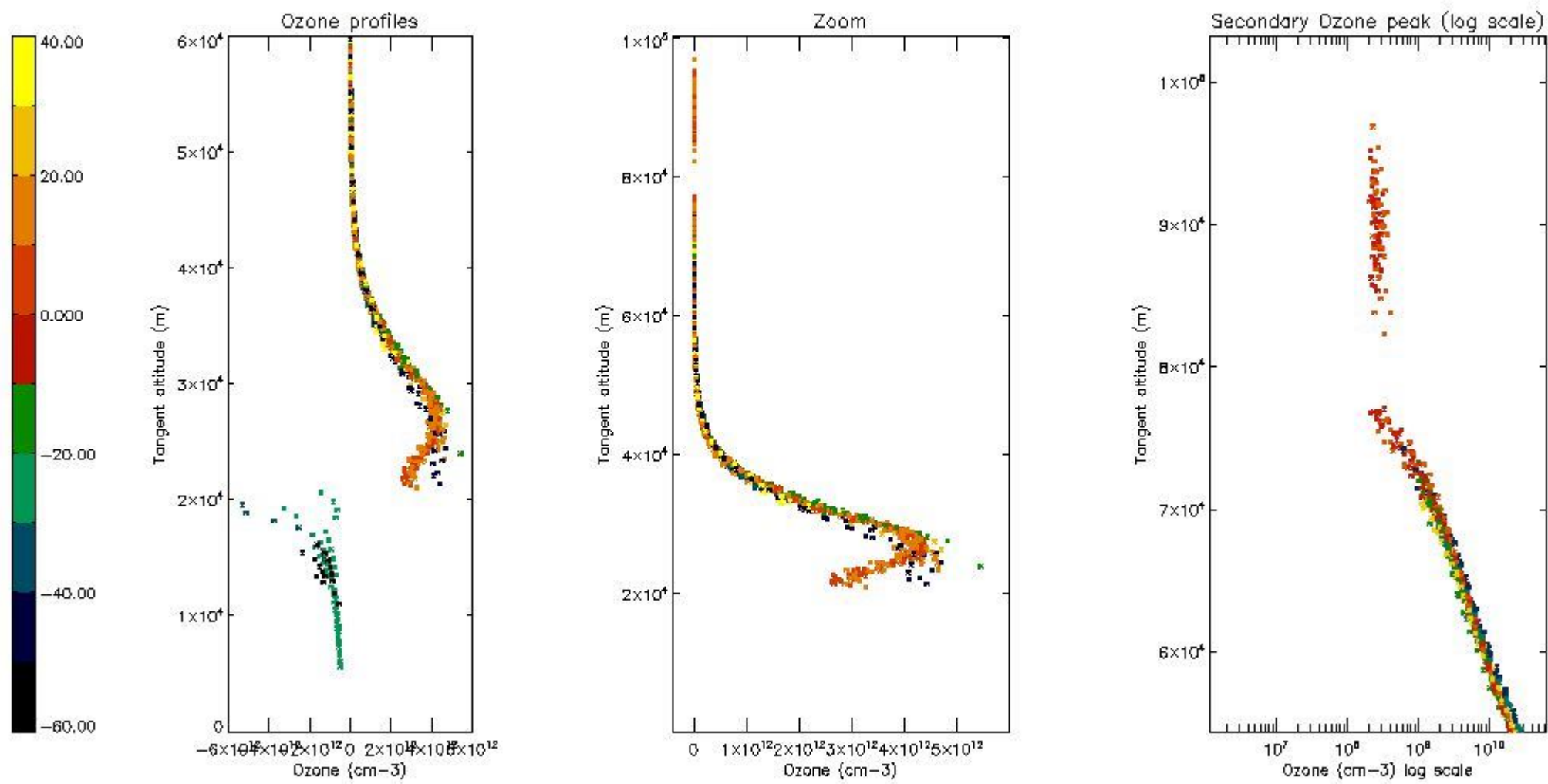
5.4 Plot ozone profiles where $STD < 10\%$ (dark without errors)

The colorbar represents the latitude.



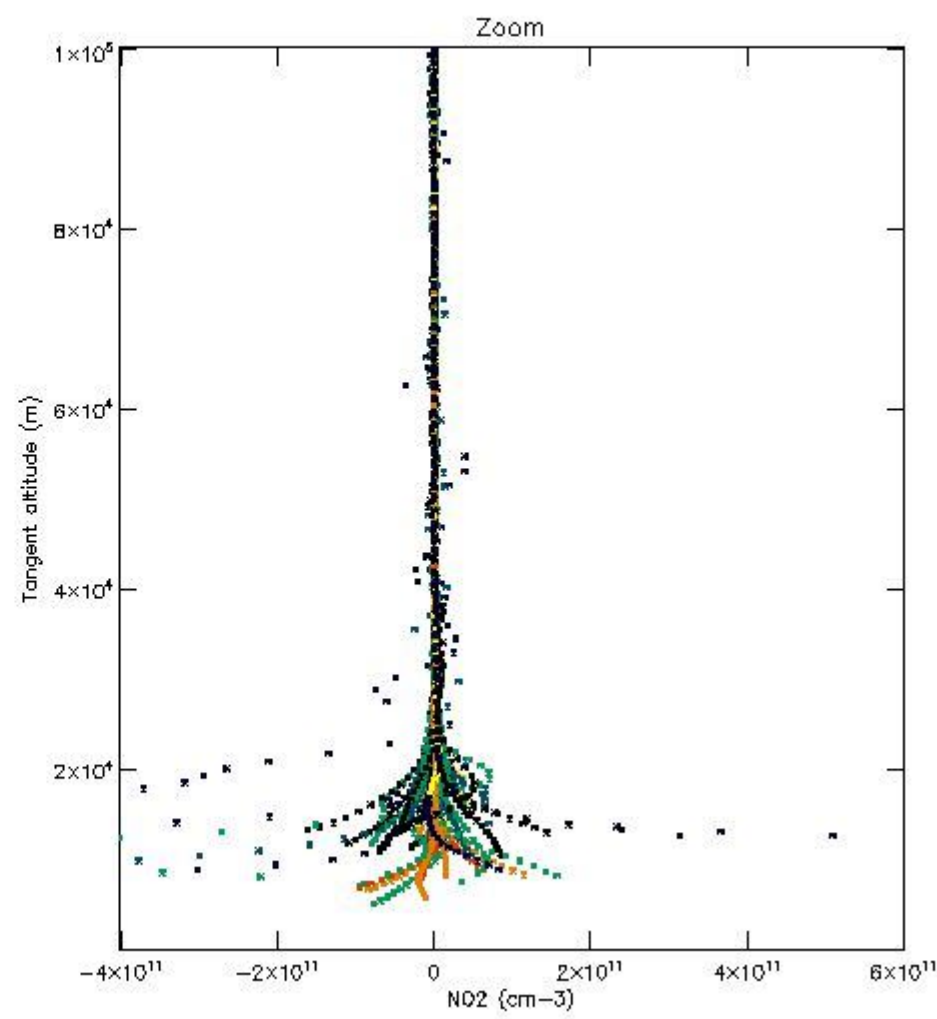
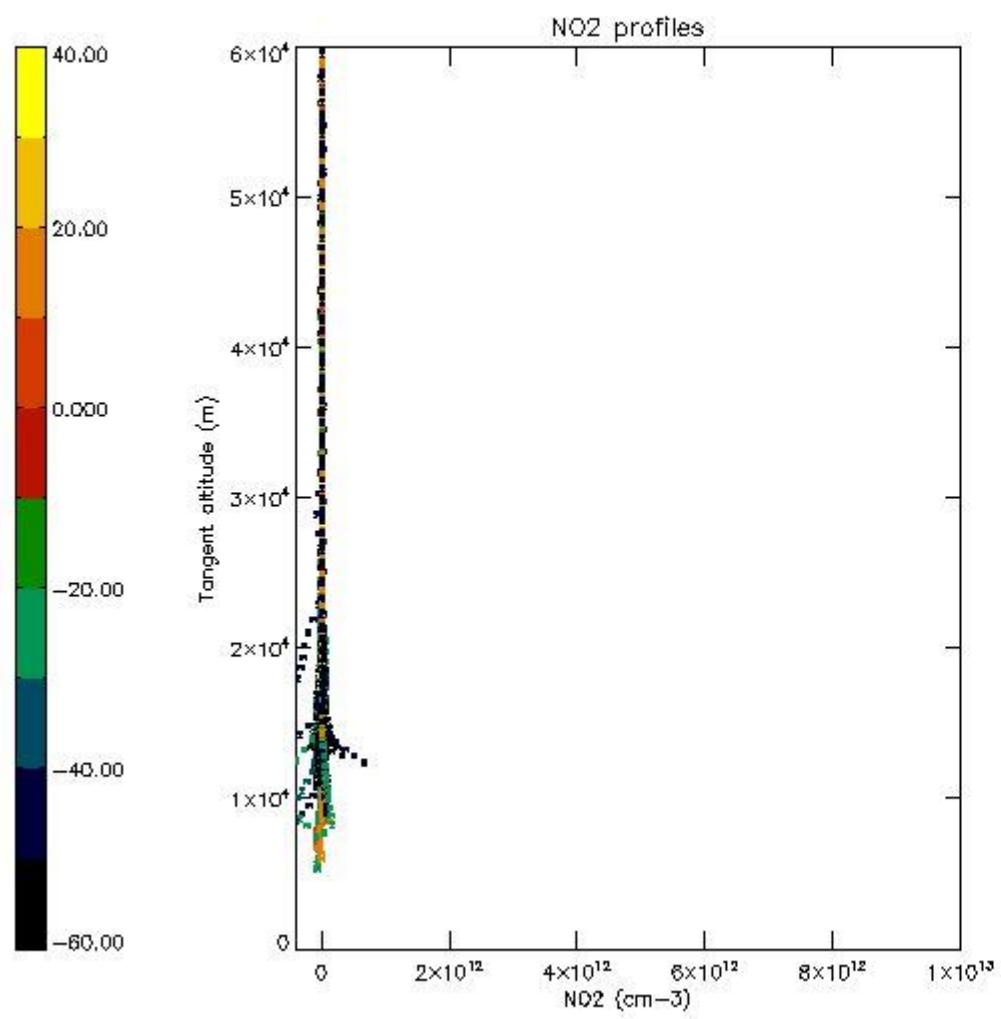
5.5 Plot ozone profiles where $STD < 5\%$ (dark without errors)

The colorbar represents the latitude.



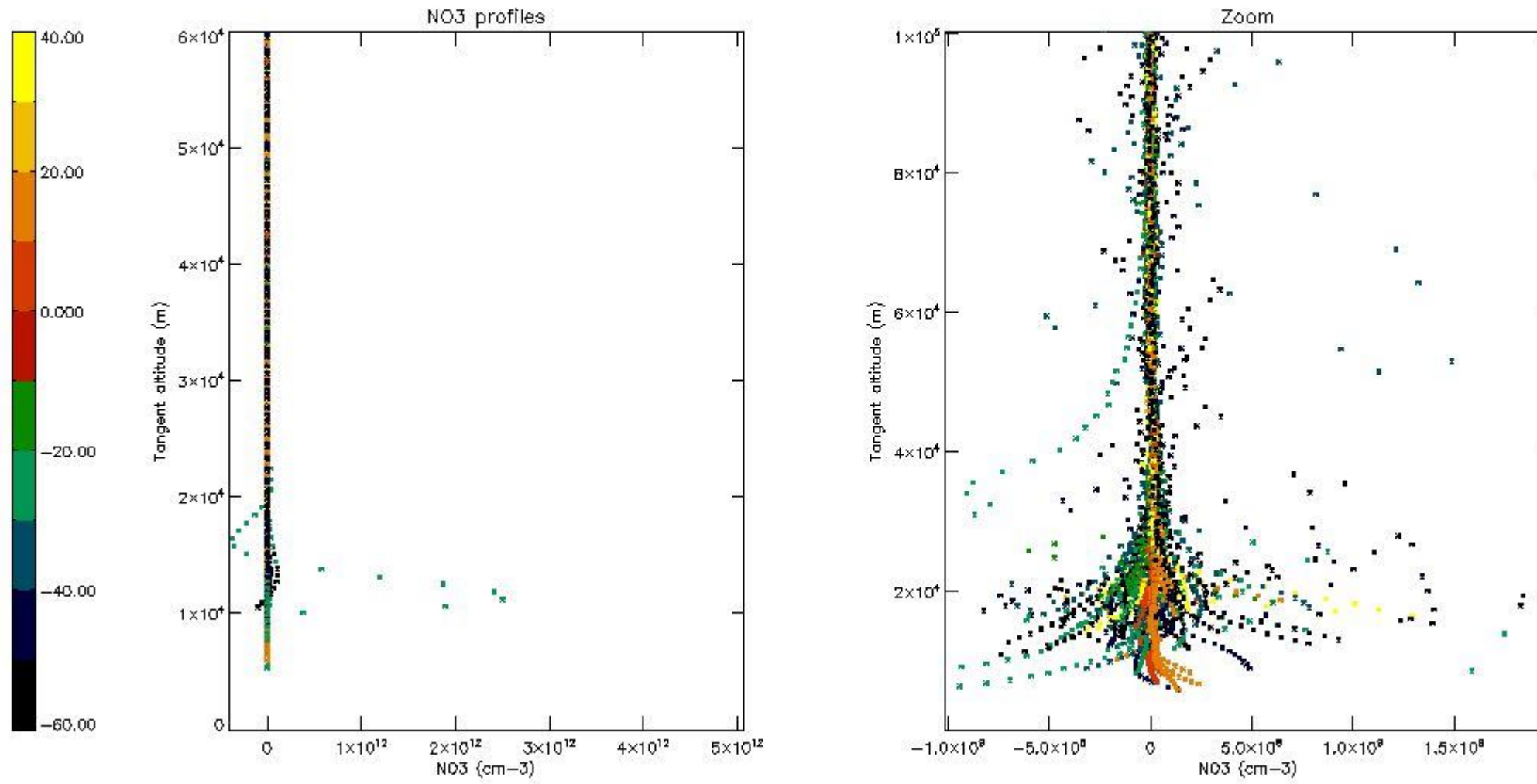
5.6 Plot NO₂ profiles for all STD (dark without errors)

The colorbar represents the latitude.



5.7 Plot NO3 profiles for all STD (dark without errors)

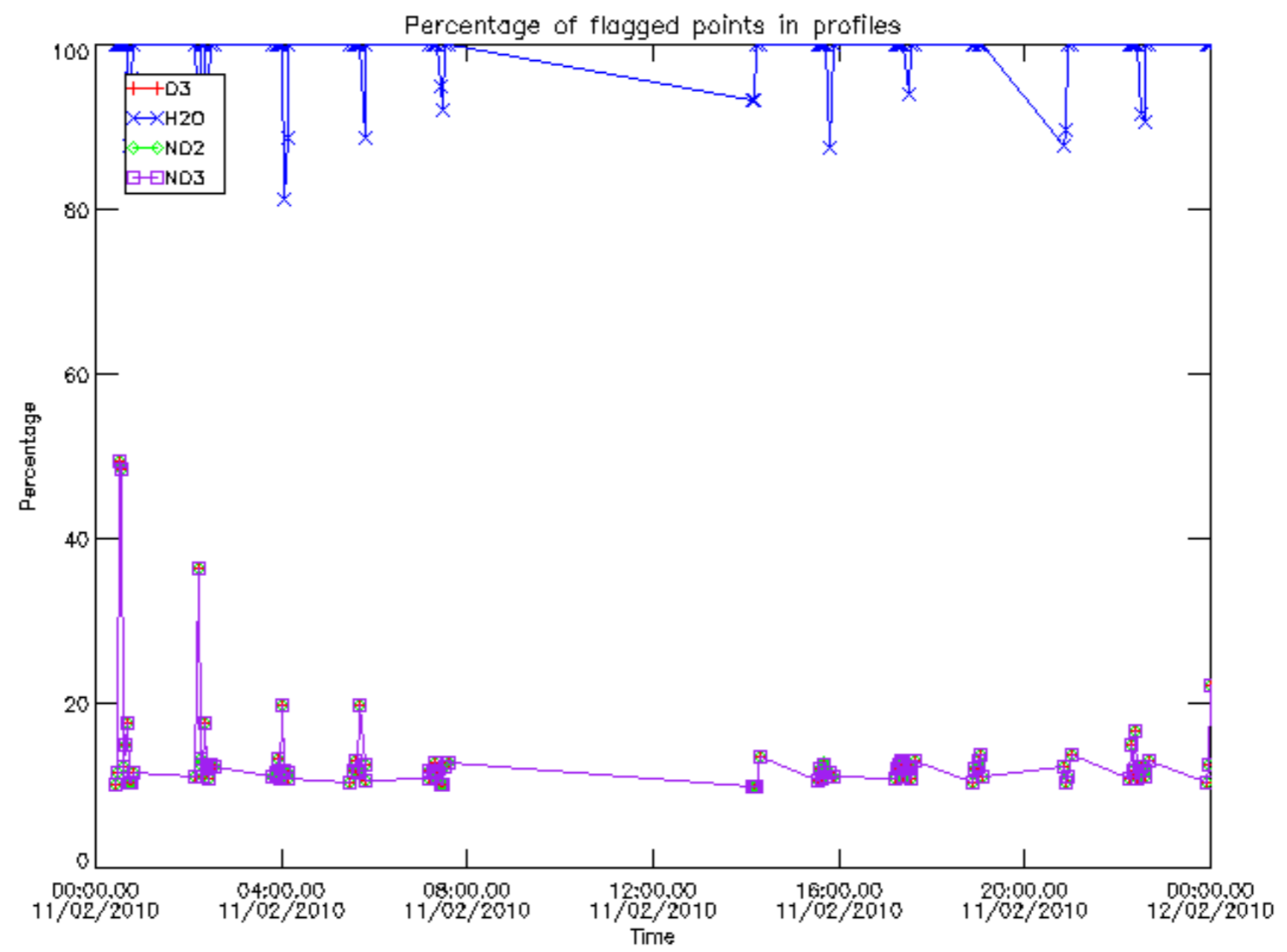
The colorbar represents the latitude.



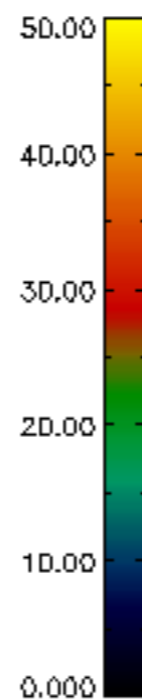
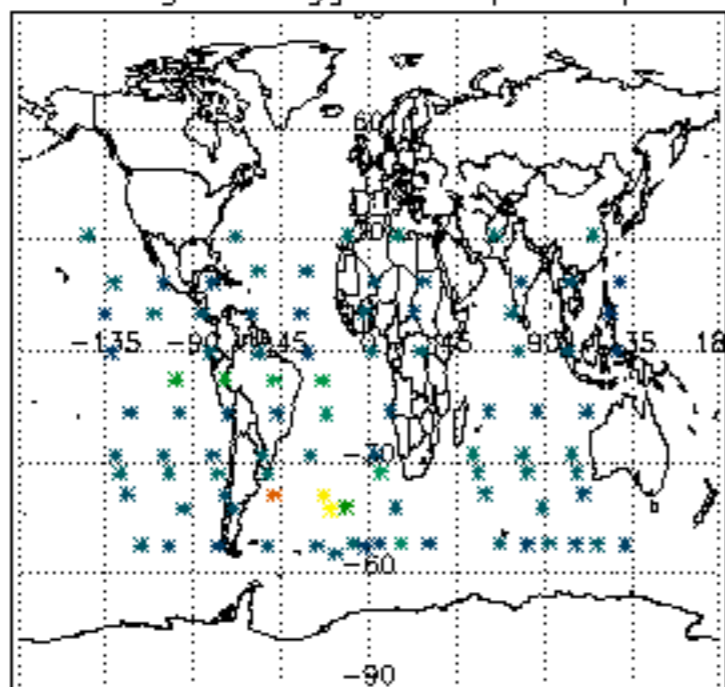
6. Auxiliary Data Files used for the production reported in section 2

The number reported in the third column indicates since which file (see list in section 2) the corresponding auxiliary file has been used. The fourth column is the date of those product files.

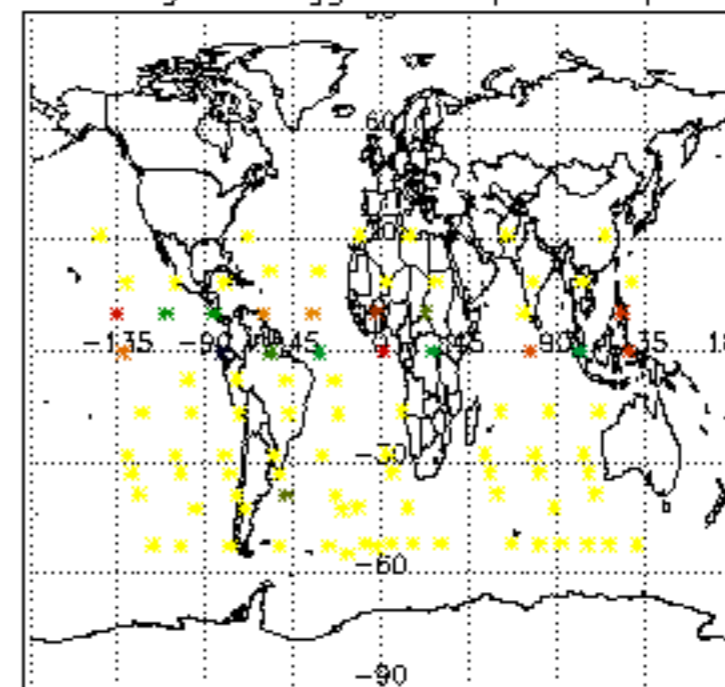
Type	Auxiliary Filename	Used since product	Used since product date
INST_PHYS_CHARACTERISTICS	GOM_INS_AXVIEC20091111_143220_20030716_120000_20500101_000000	1	11-FEB-2010 00:01:16
LEVEL-2_PROC_CONFIG	GOM_PR2_AXVIEC20091111_152718_20020301_000000_20500101_000000	1	11-FEB-2010 00:01:16
CROSS_SECTIONS_FILE	GOM_CRS_AXVIEC20091111_154832_20020301_000000_20500101_000000	1	11-FEB-2010 00:01:16



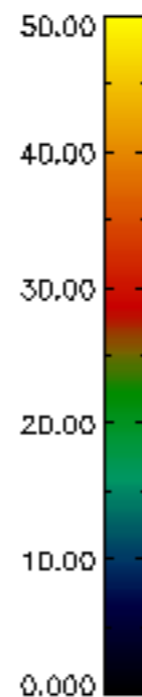
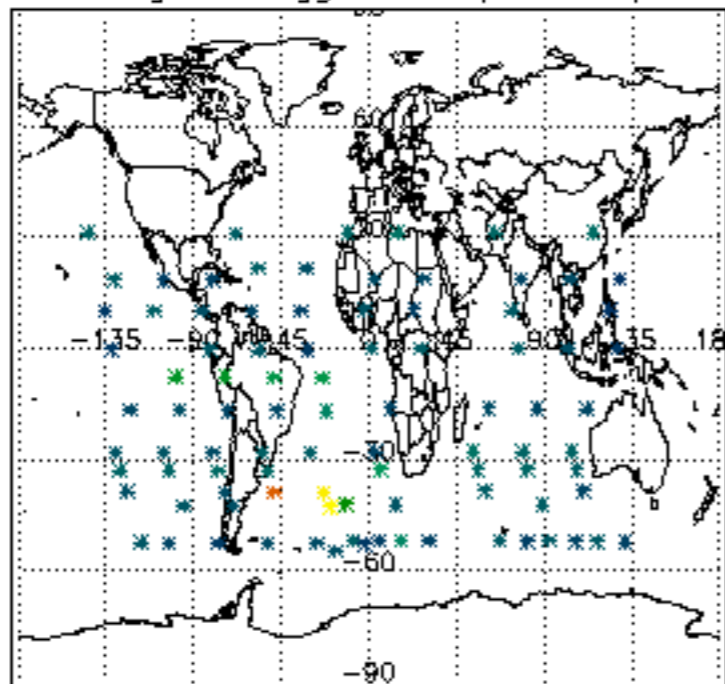
Percentage of flagged data per D3 profile



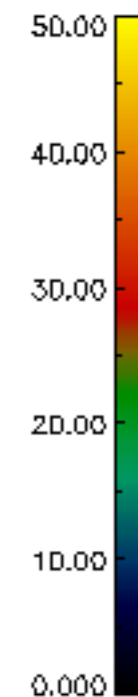
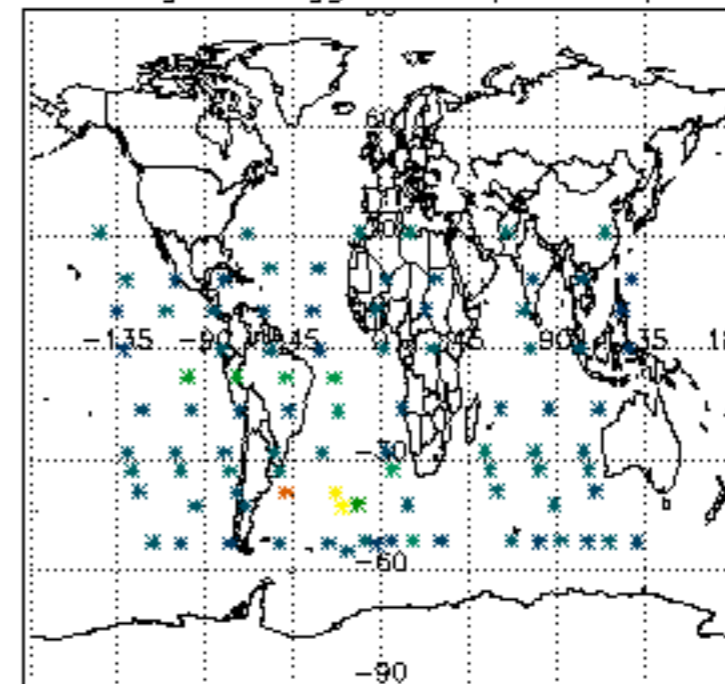
Percentage of flagged data per H2O profile

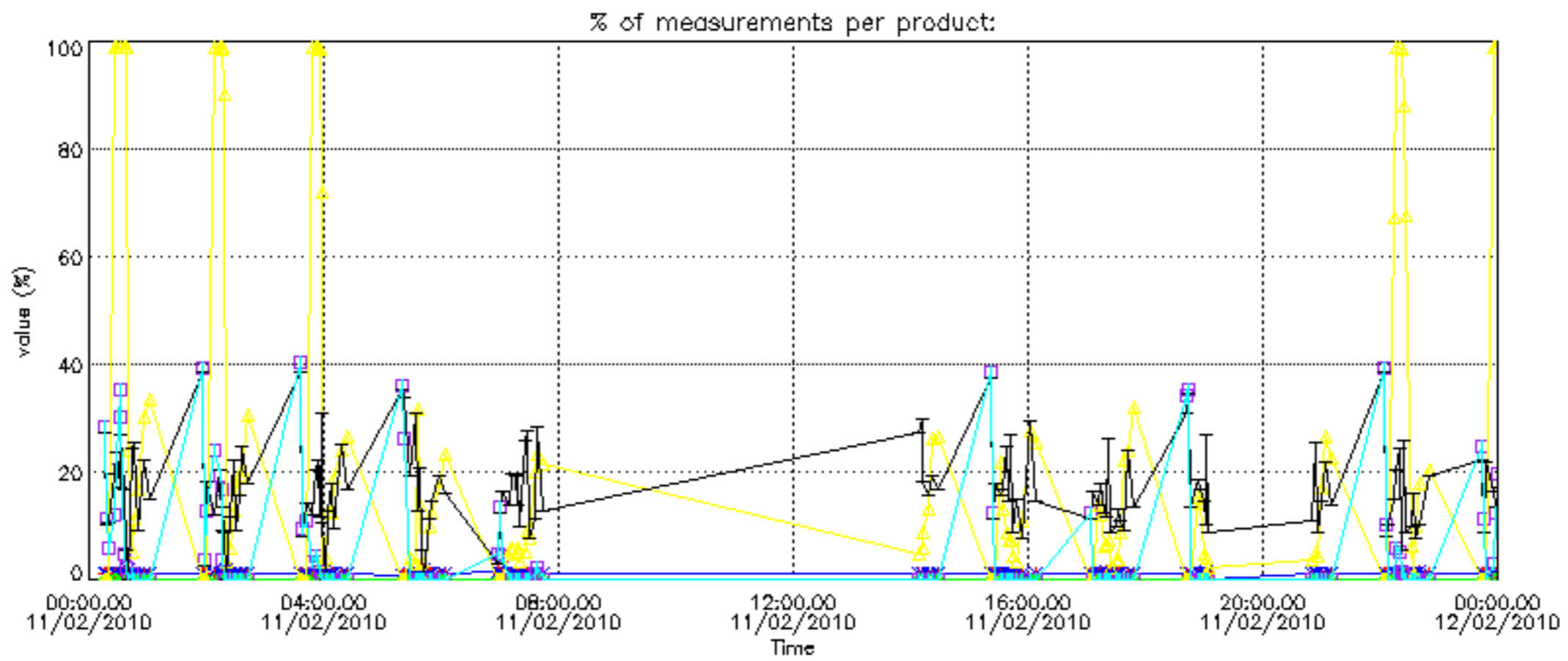


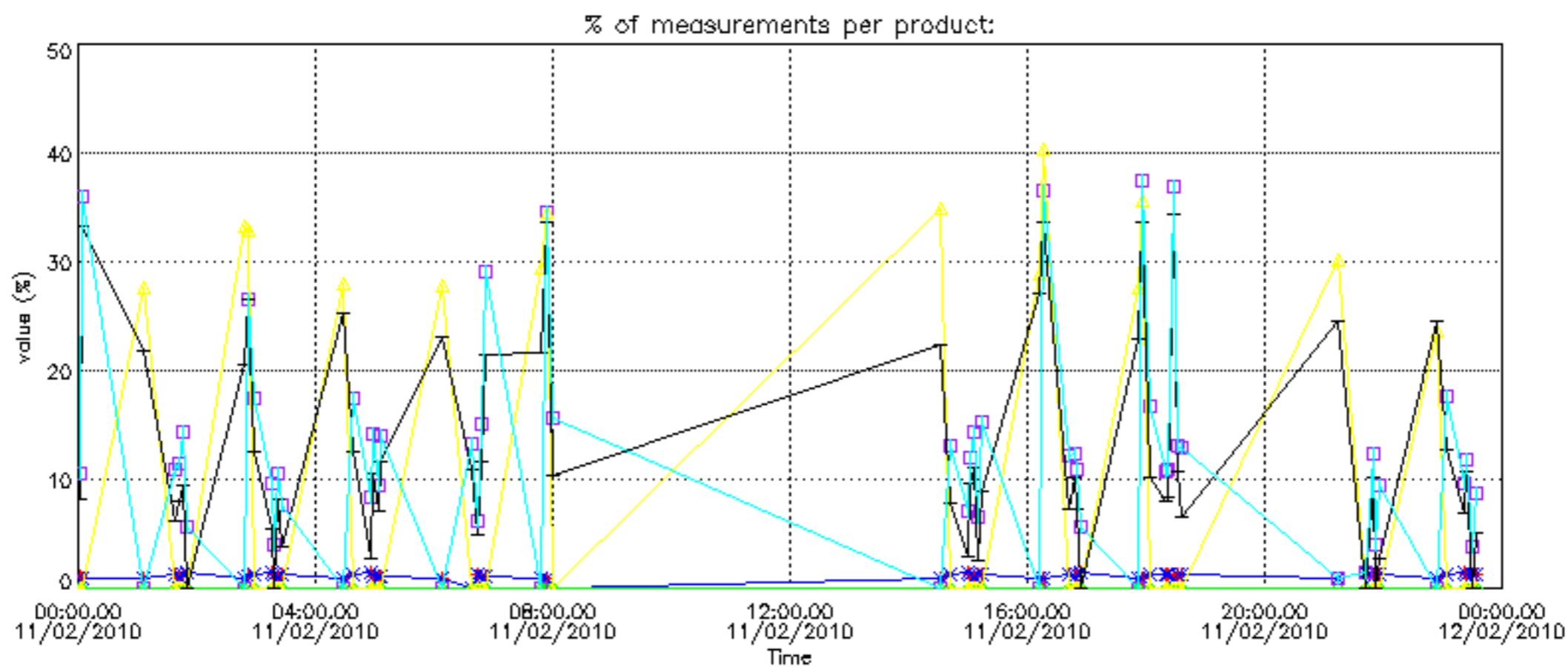
Percentage of flagged data per NO2 profile



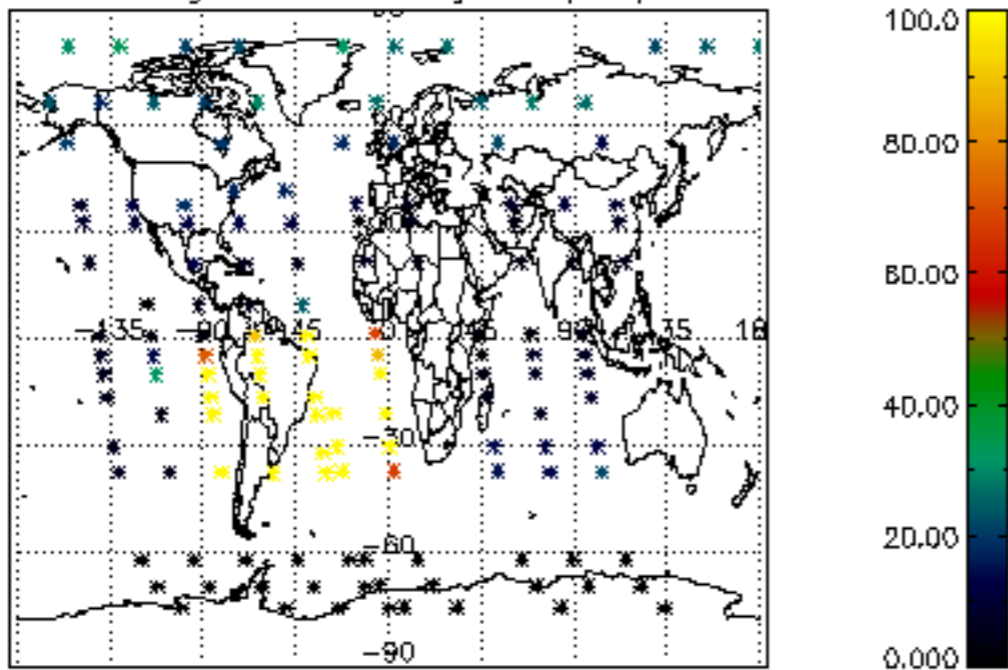
Percentage of flagged data per NO3 profile



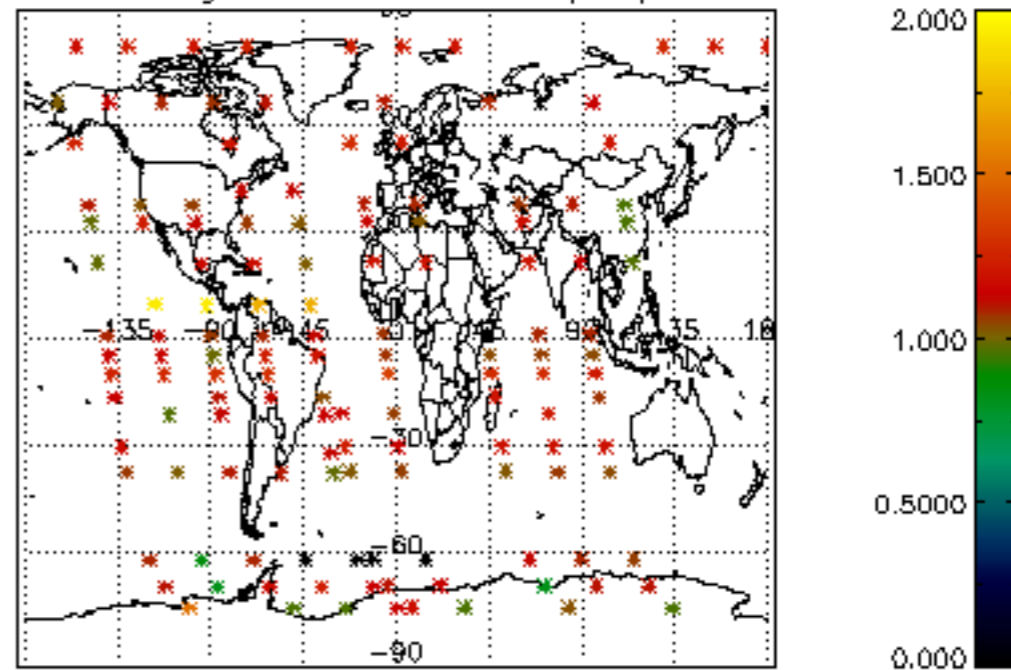




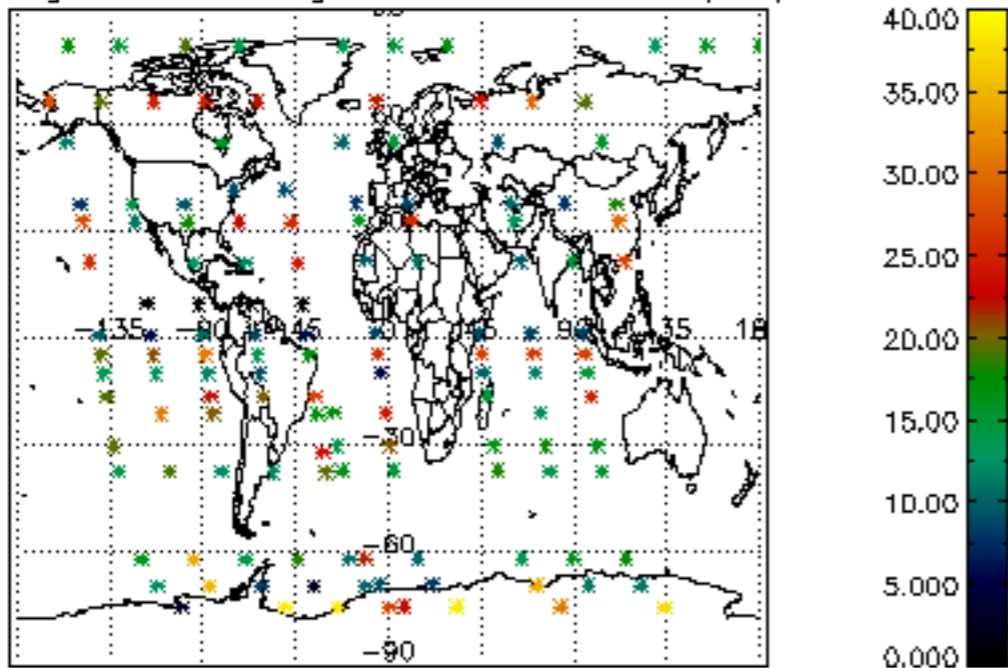
Percentage of cosmic ray hits per profile



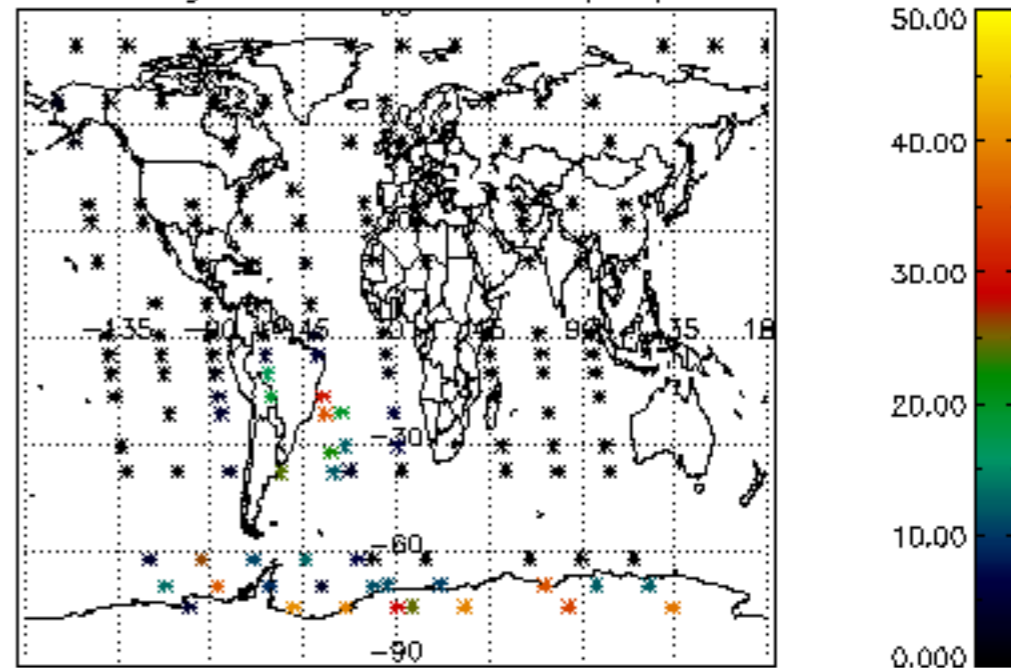
Percentage of datation errors per profile



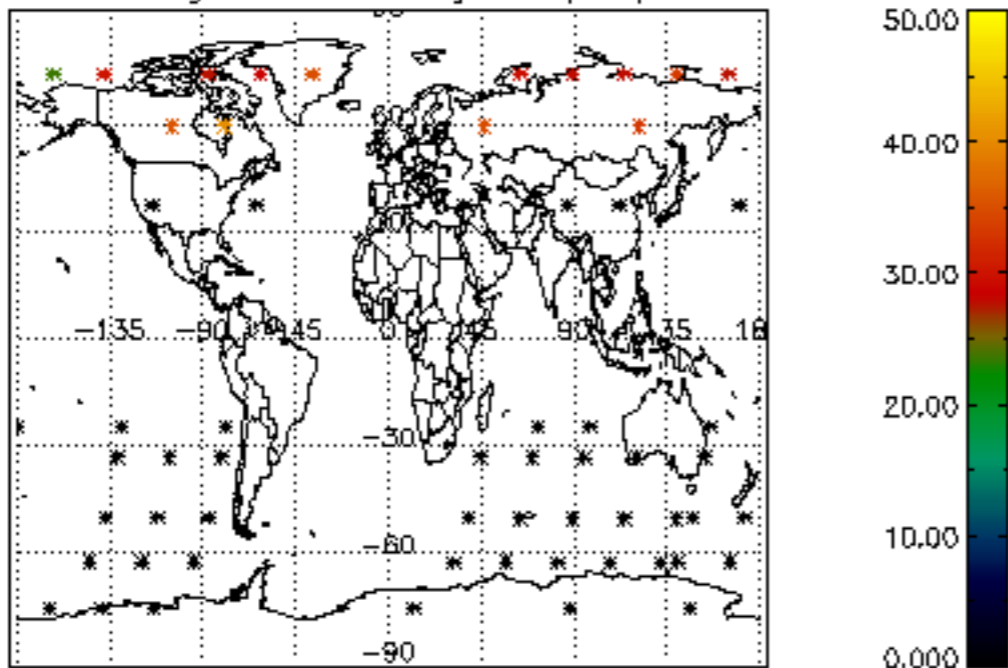
Percentage of star falling outside central band per profile



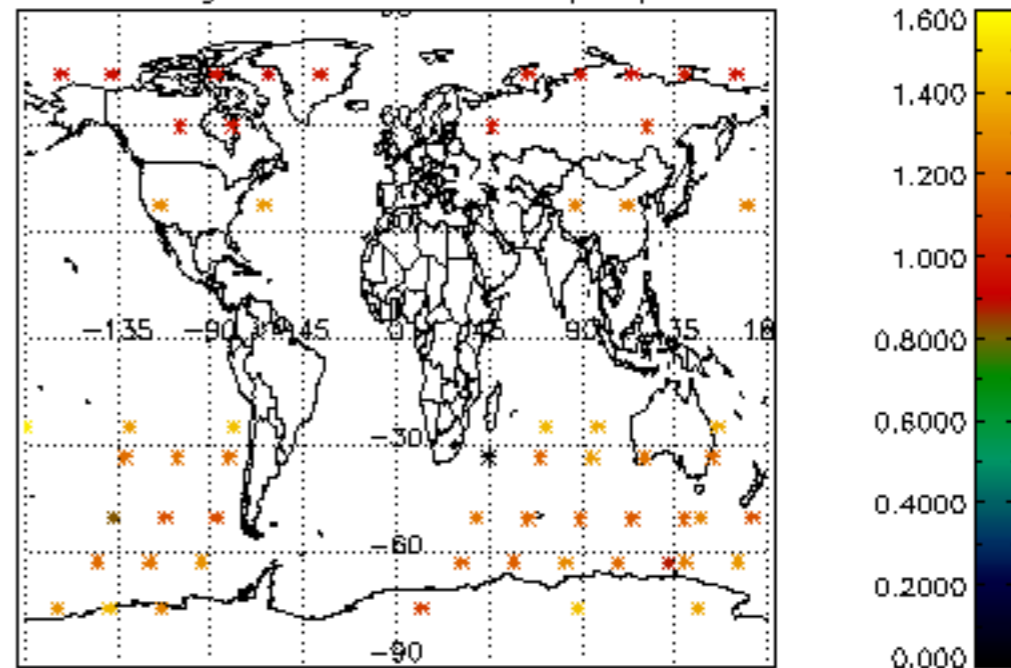
Percentage of saturation errors per profile



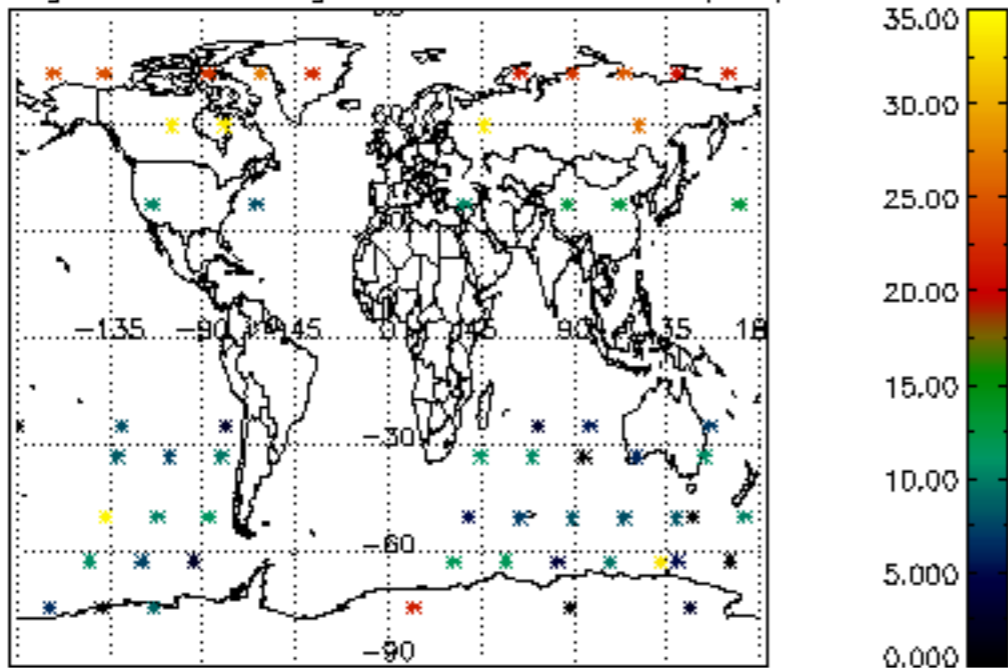
Percentage of cosmic ray hits per profile



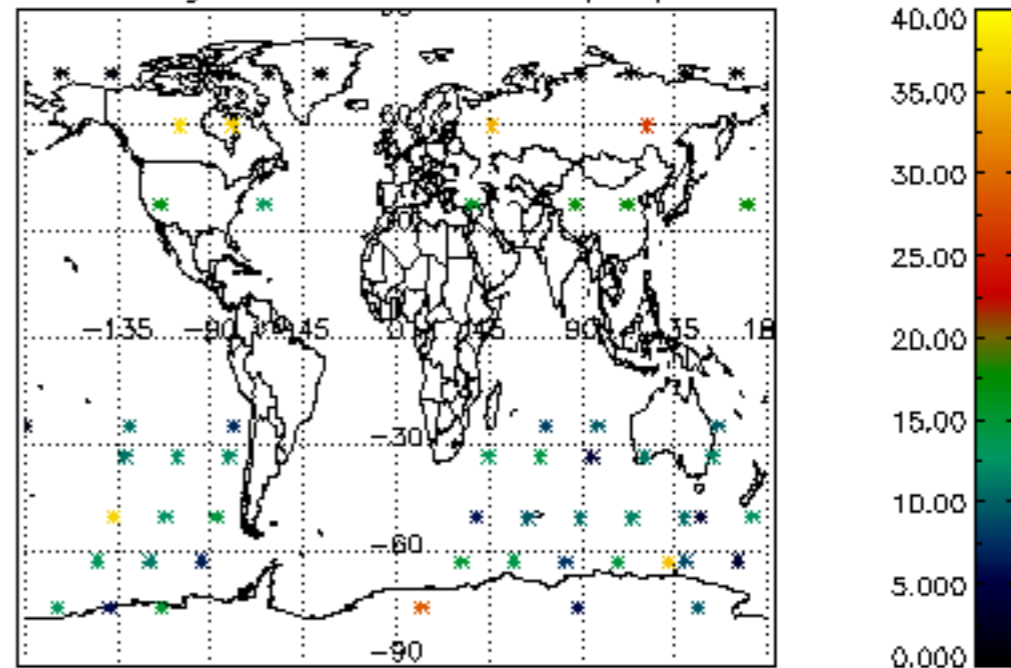
Percentage of datation errors per profile

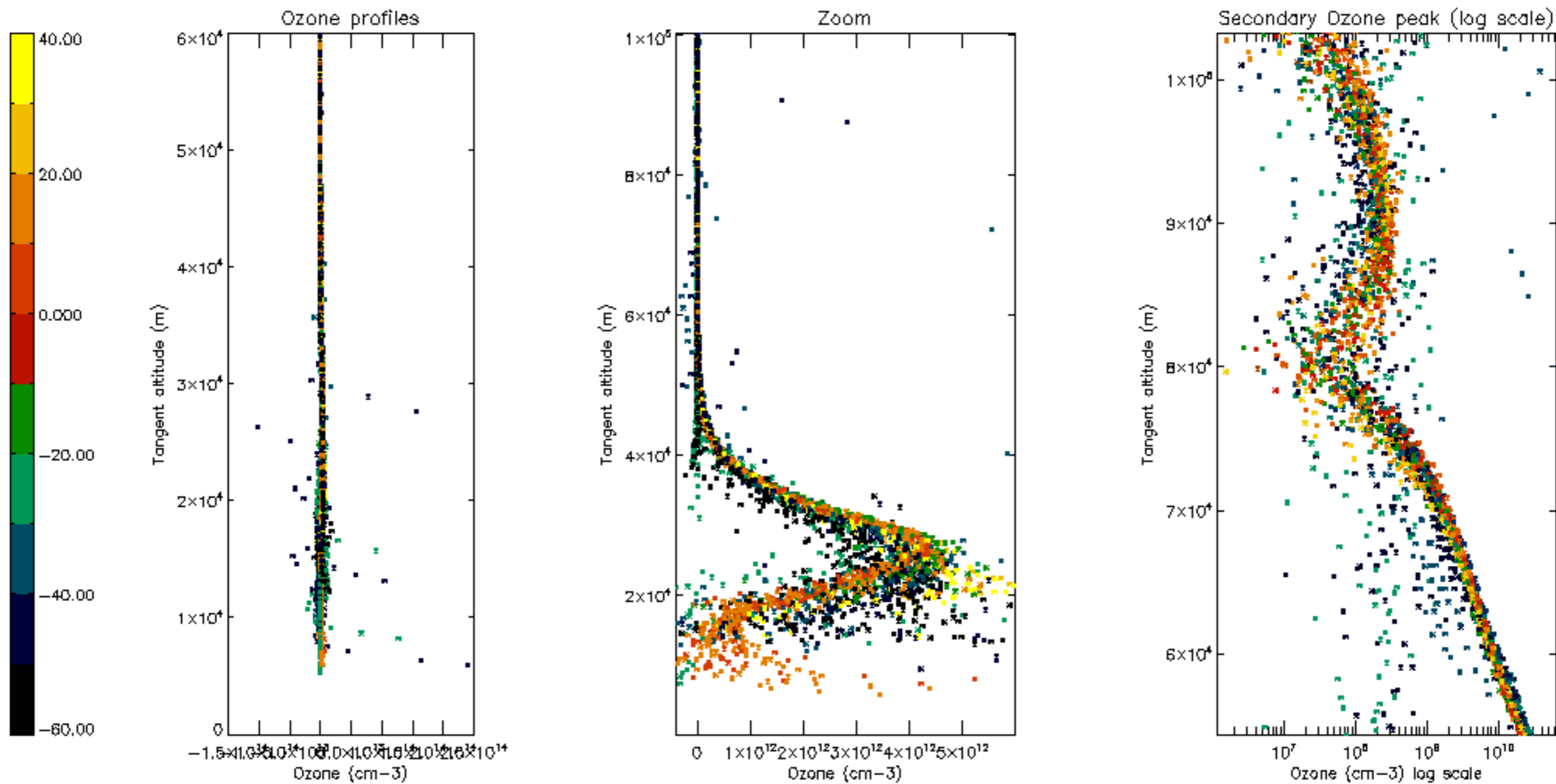


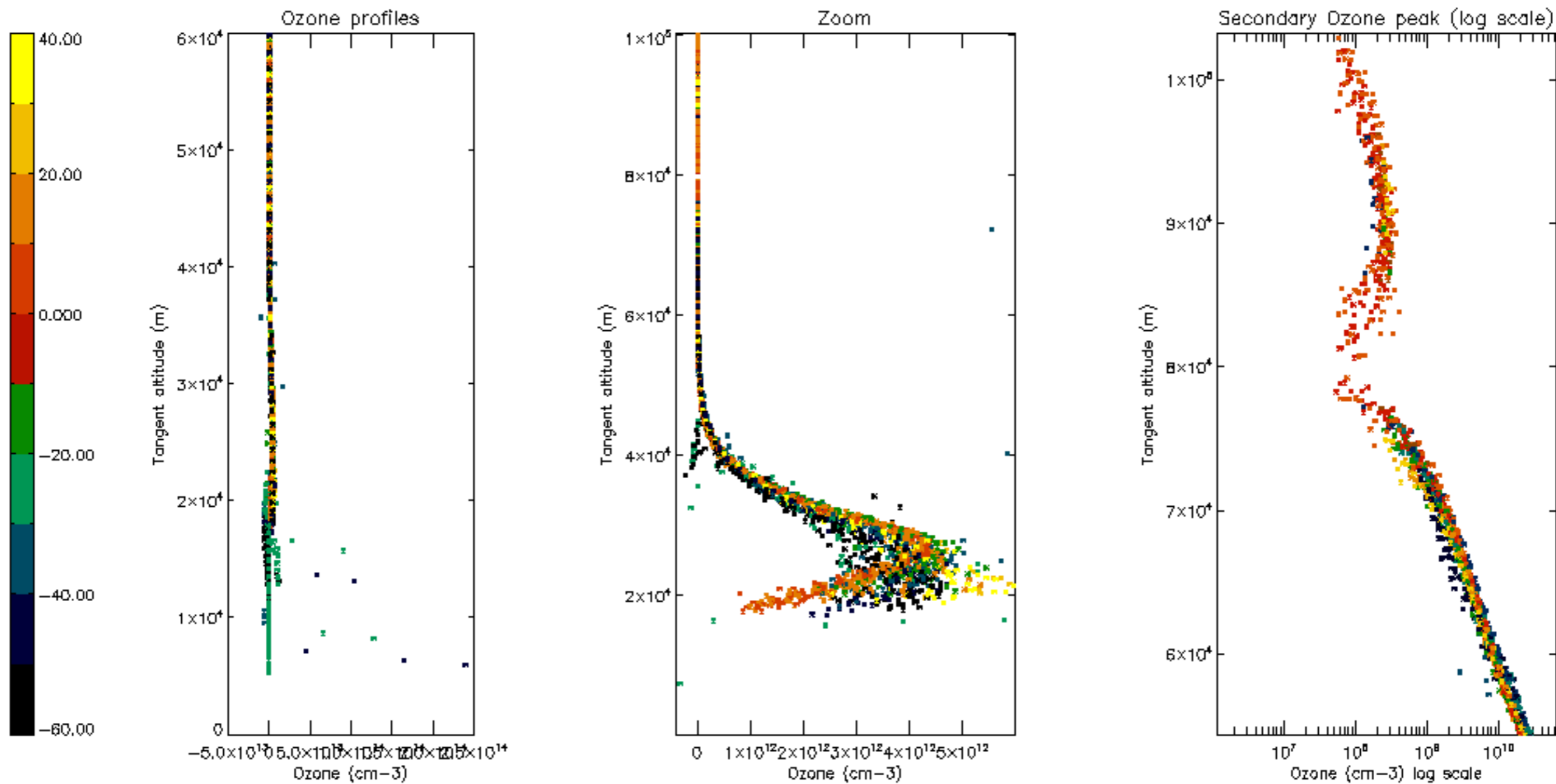
Percentage of star falling outside central band per profile

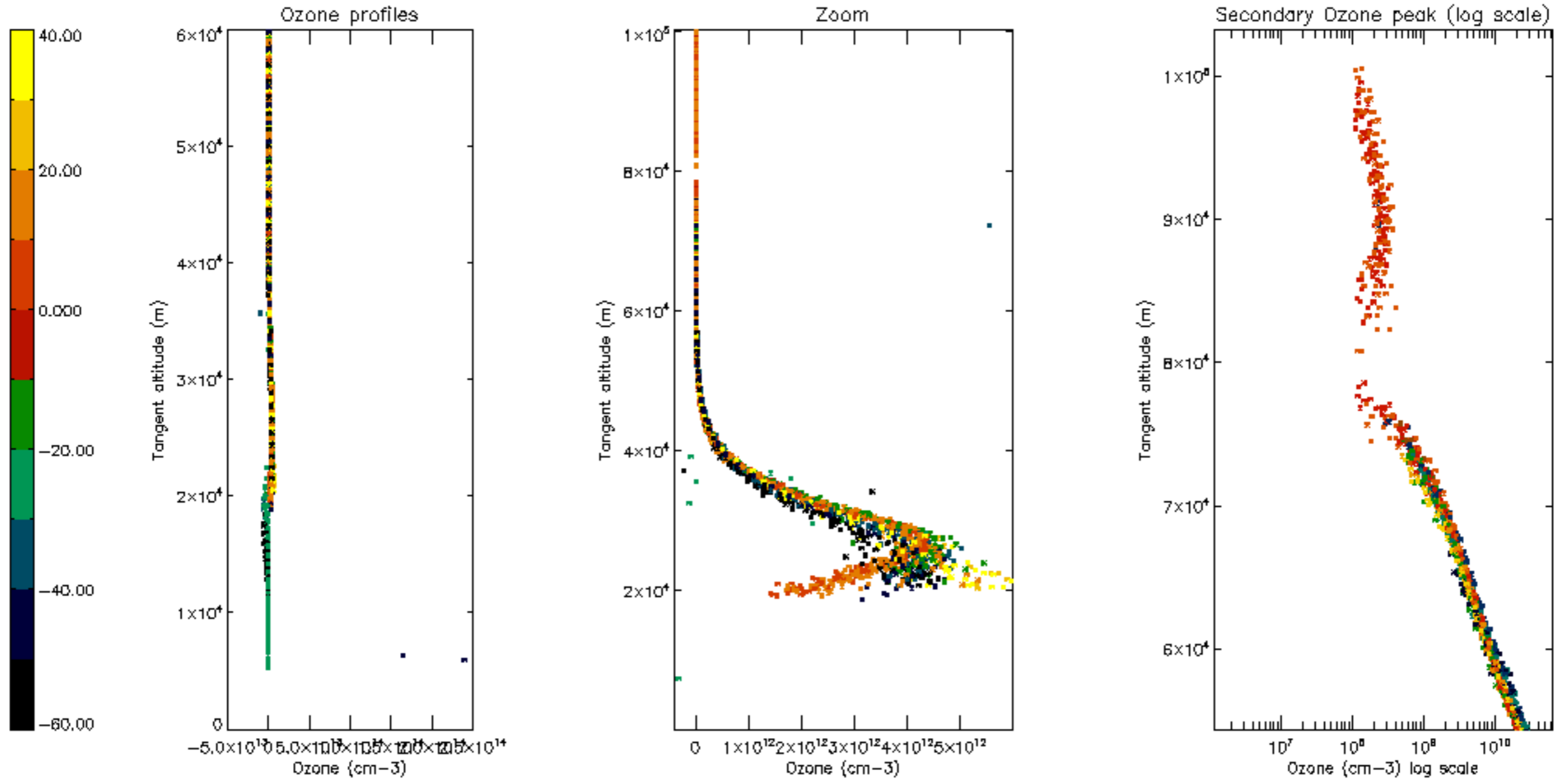


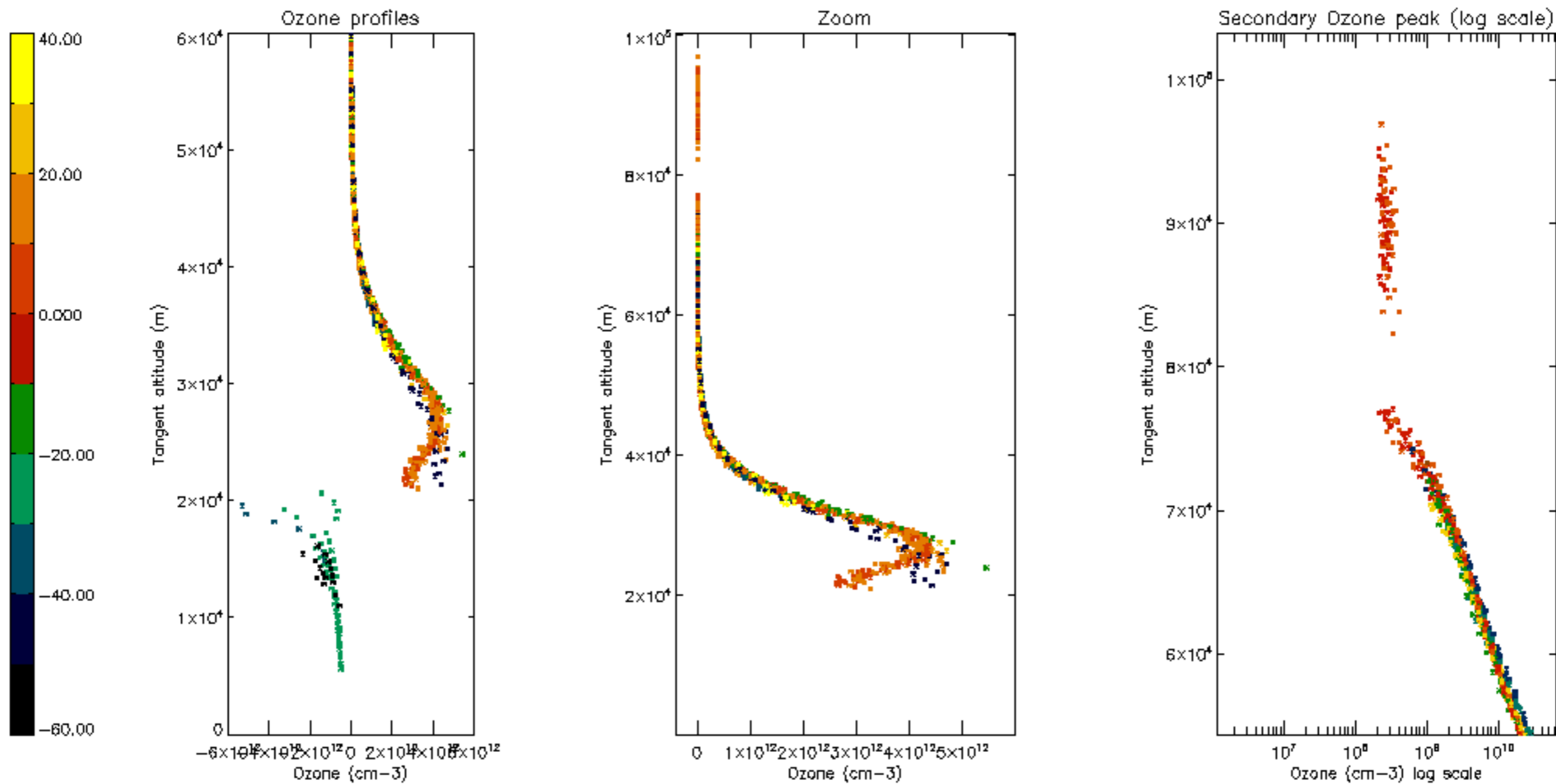
Percentage of saturation errors per profile

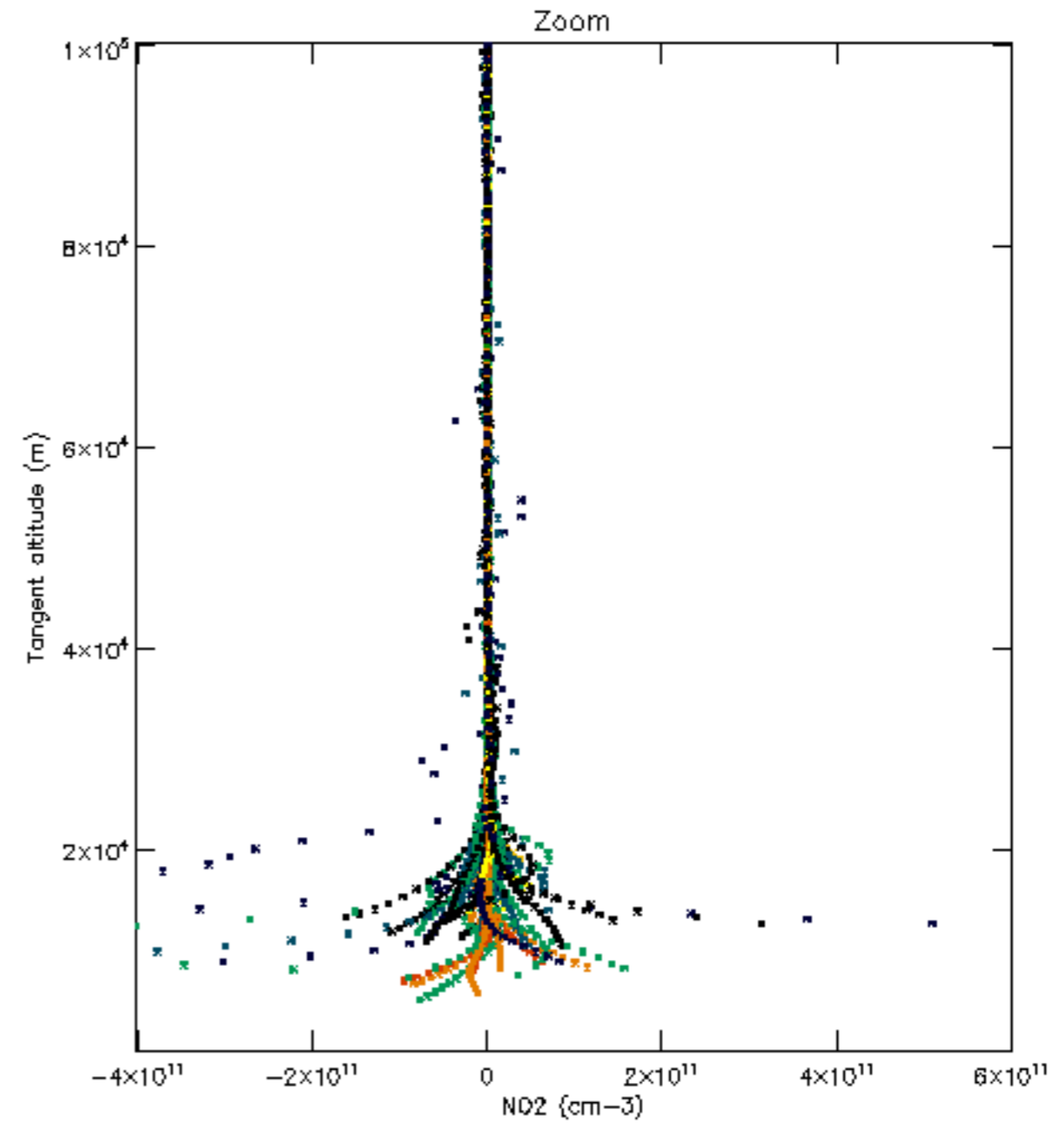
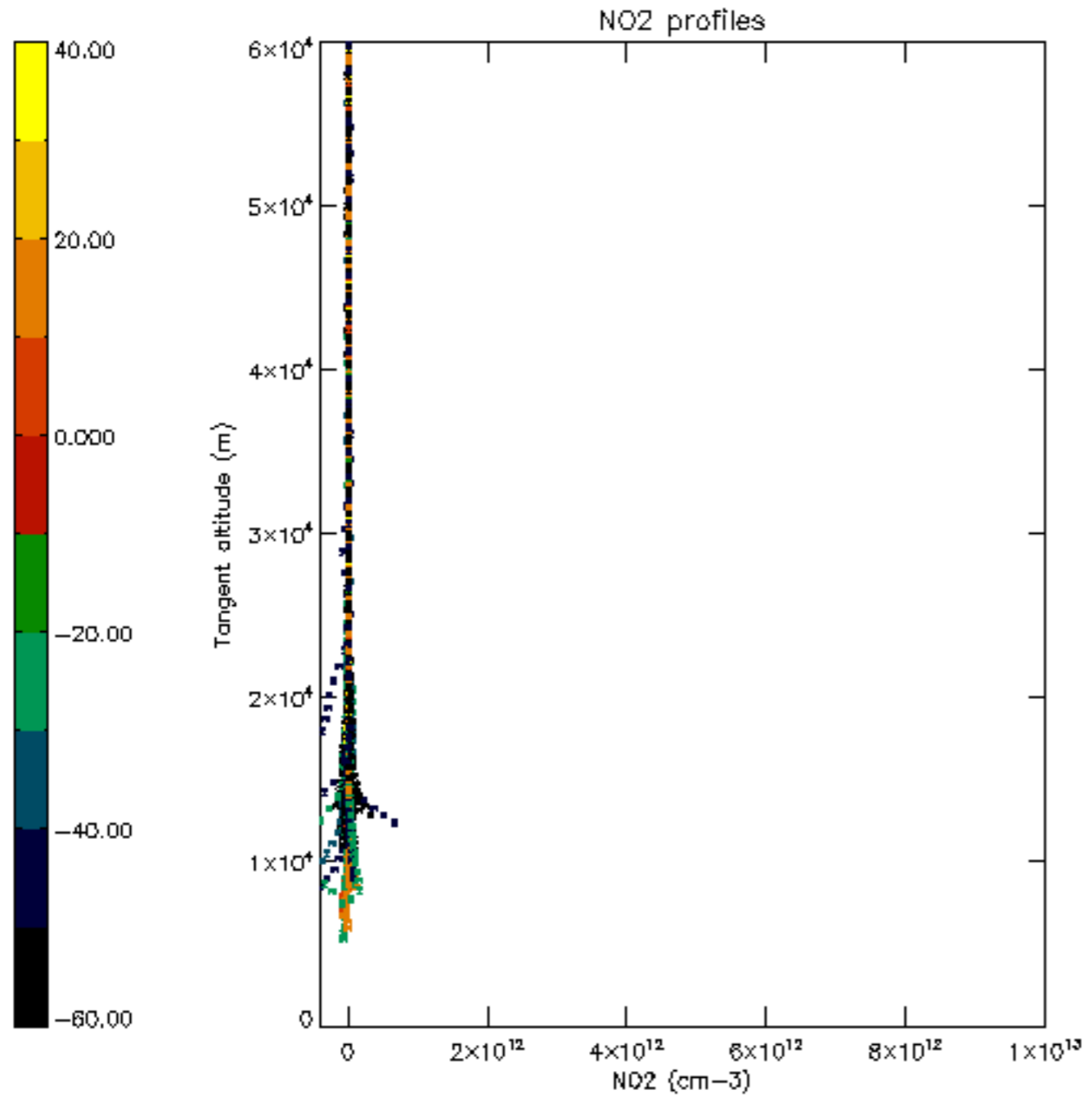


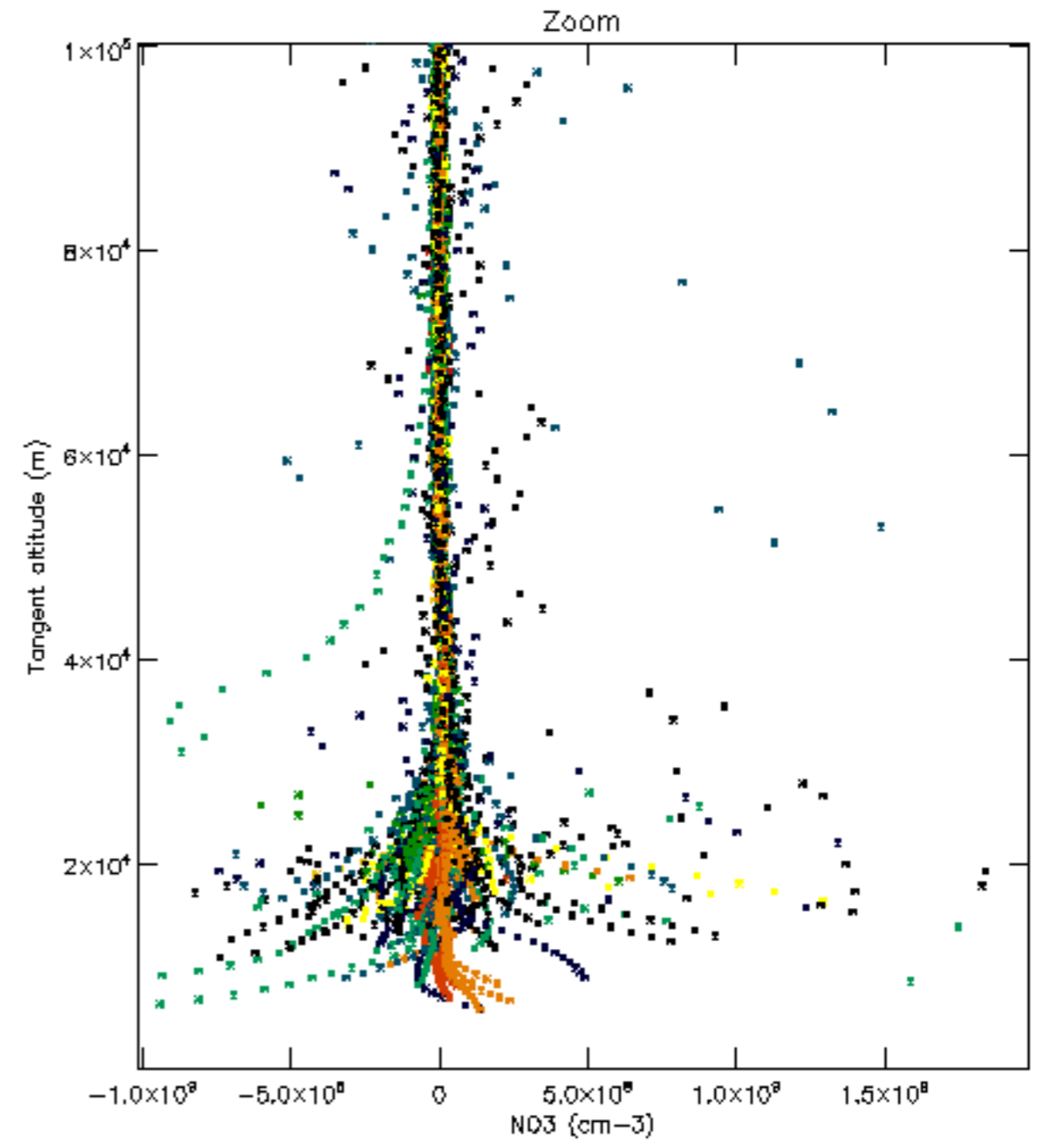
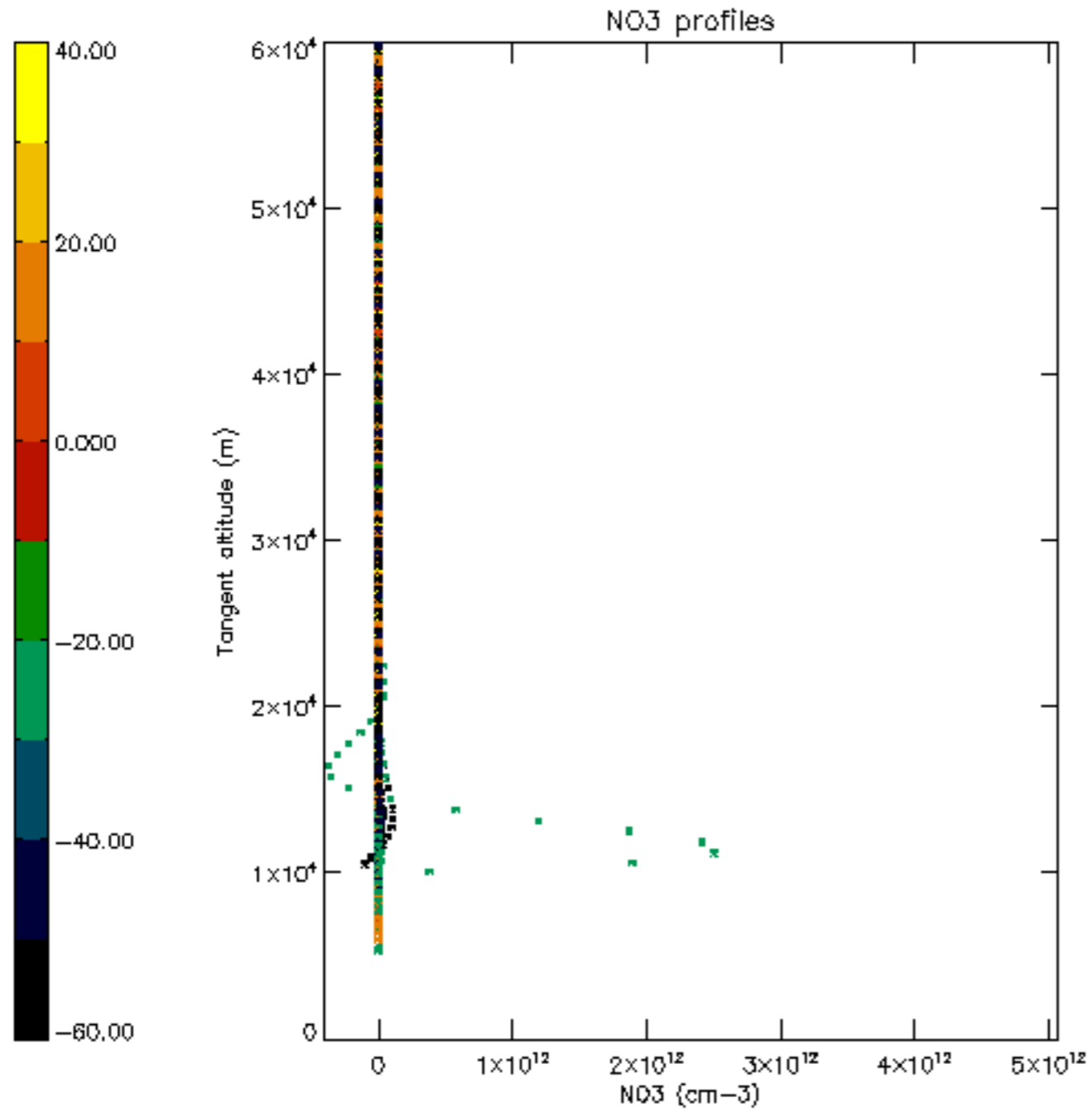


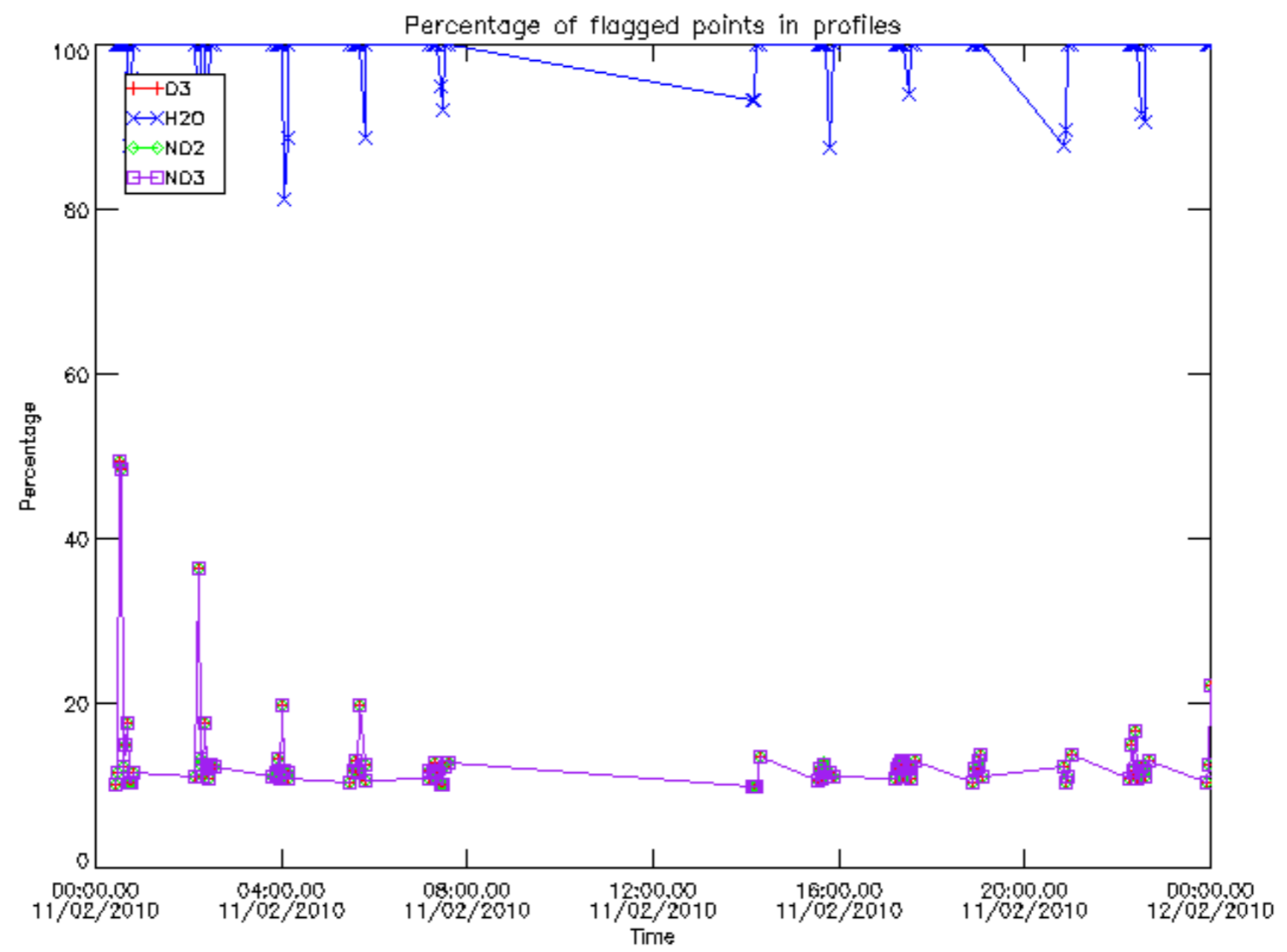




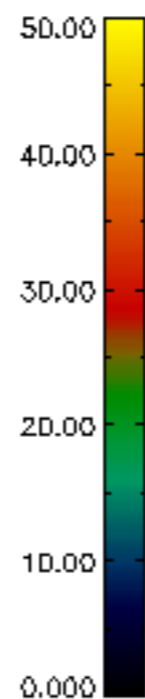
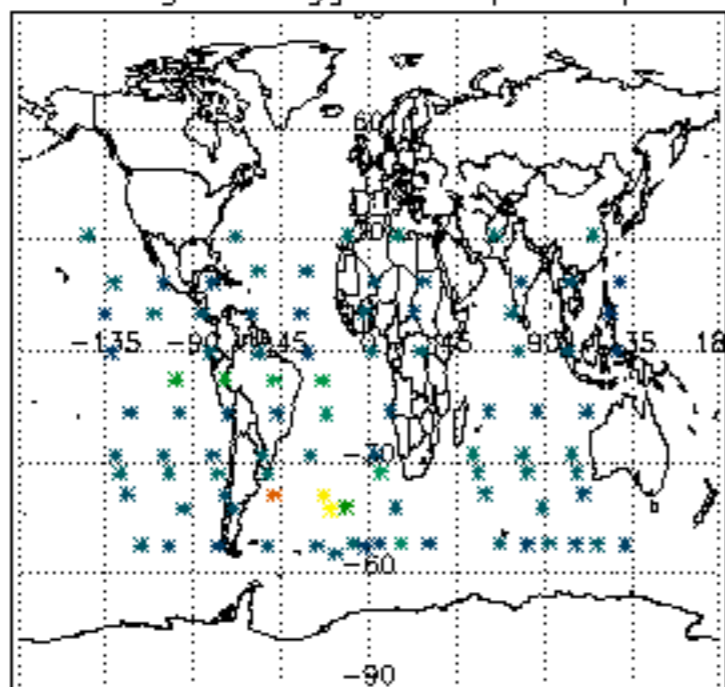




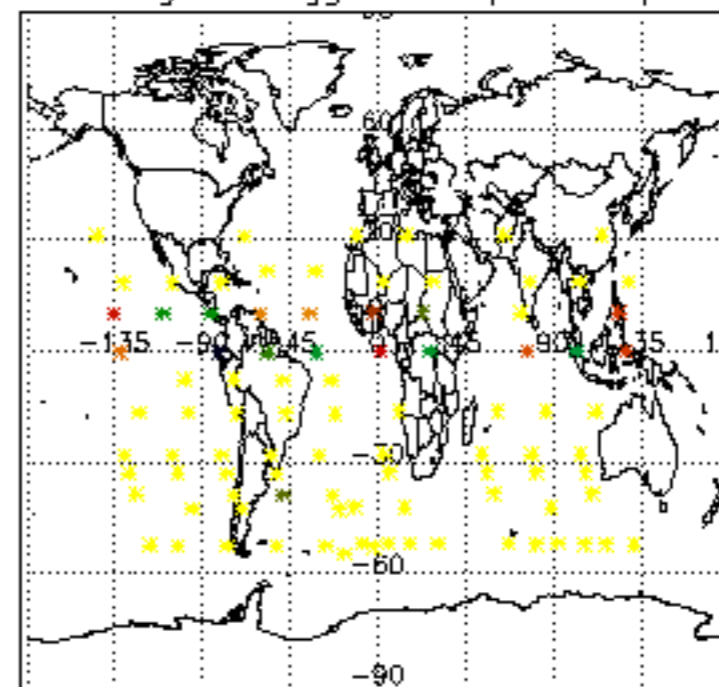




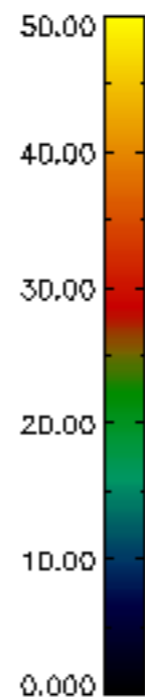
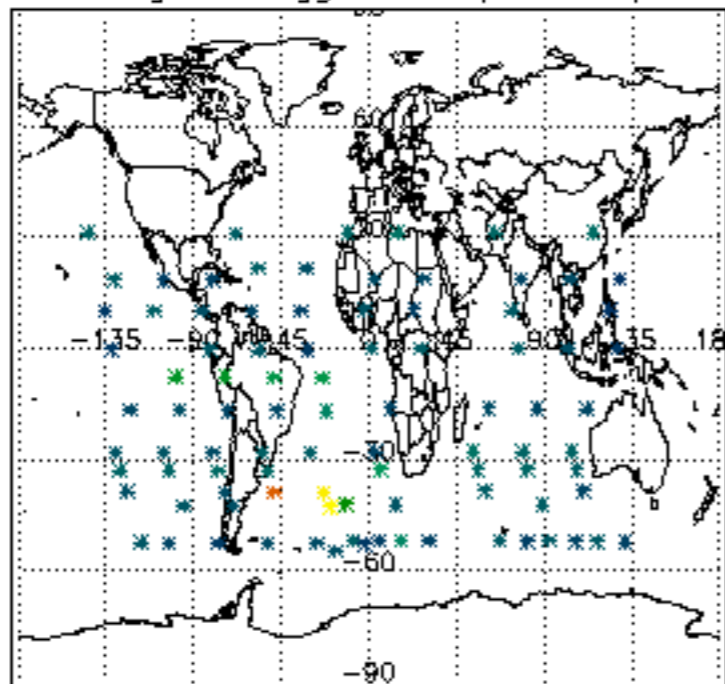
Percentage of flagged data per D3 profile



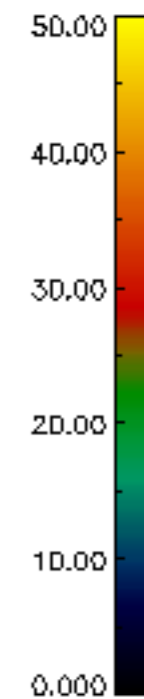
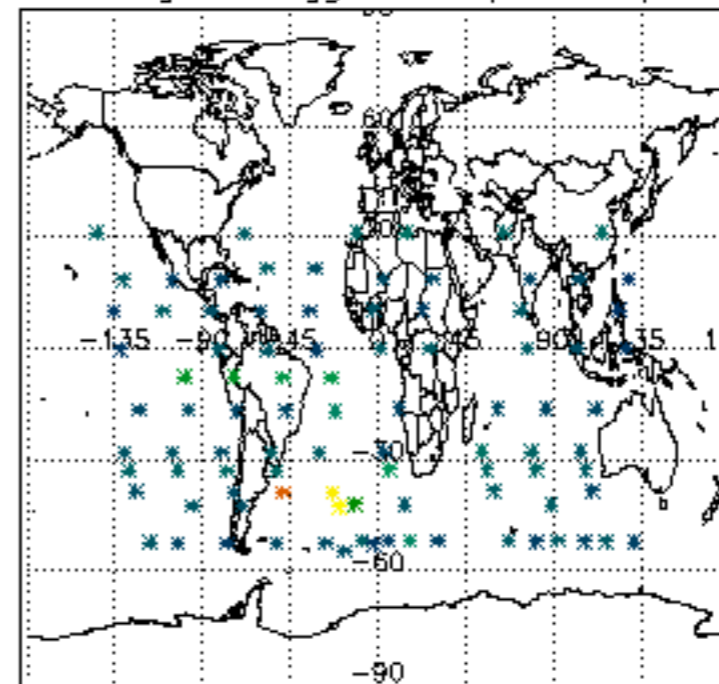
Percentage of flagged data per H2O profile

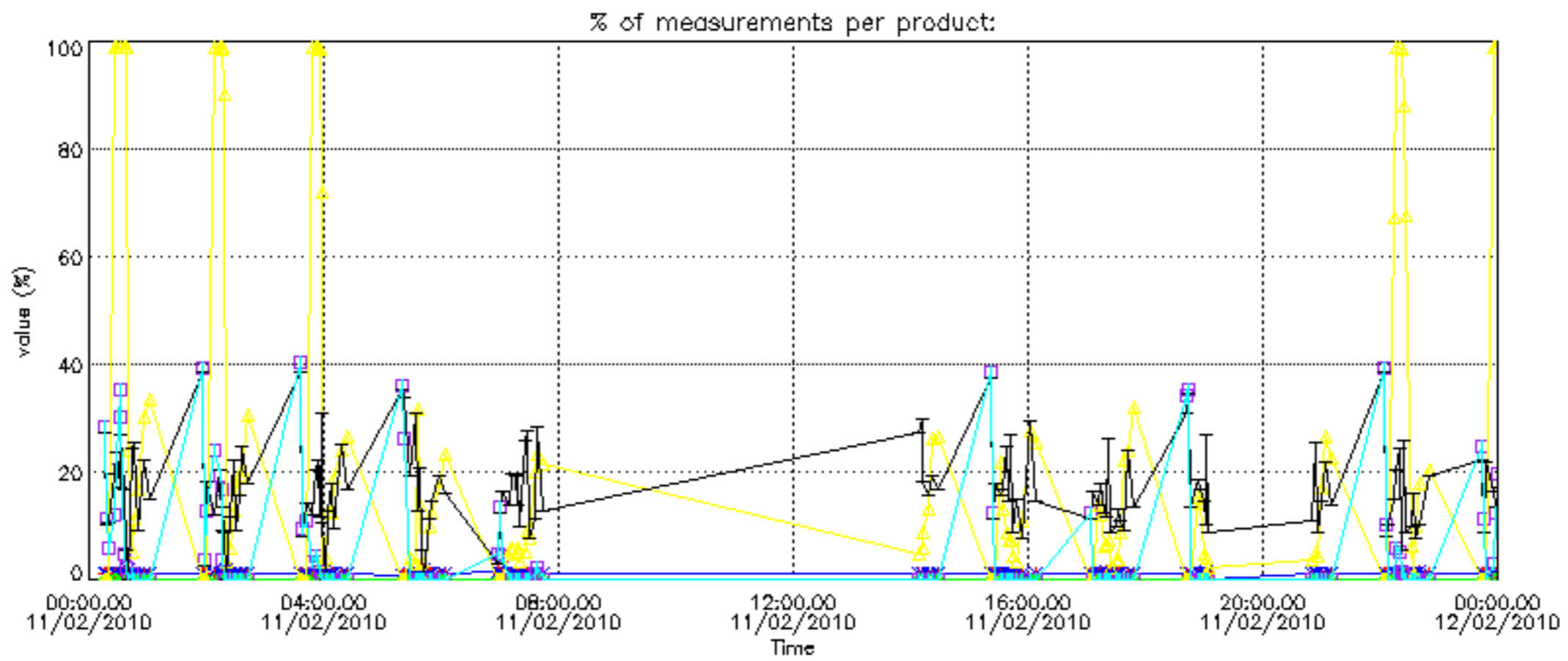


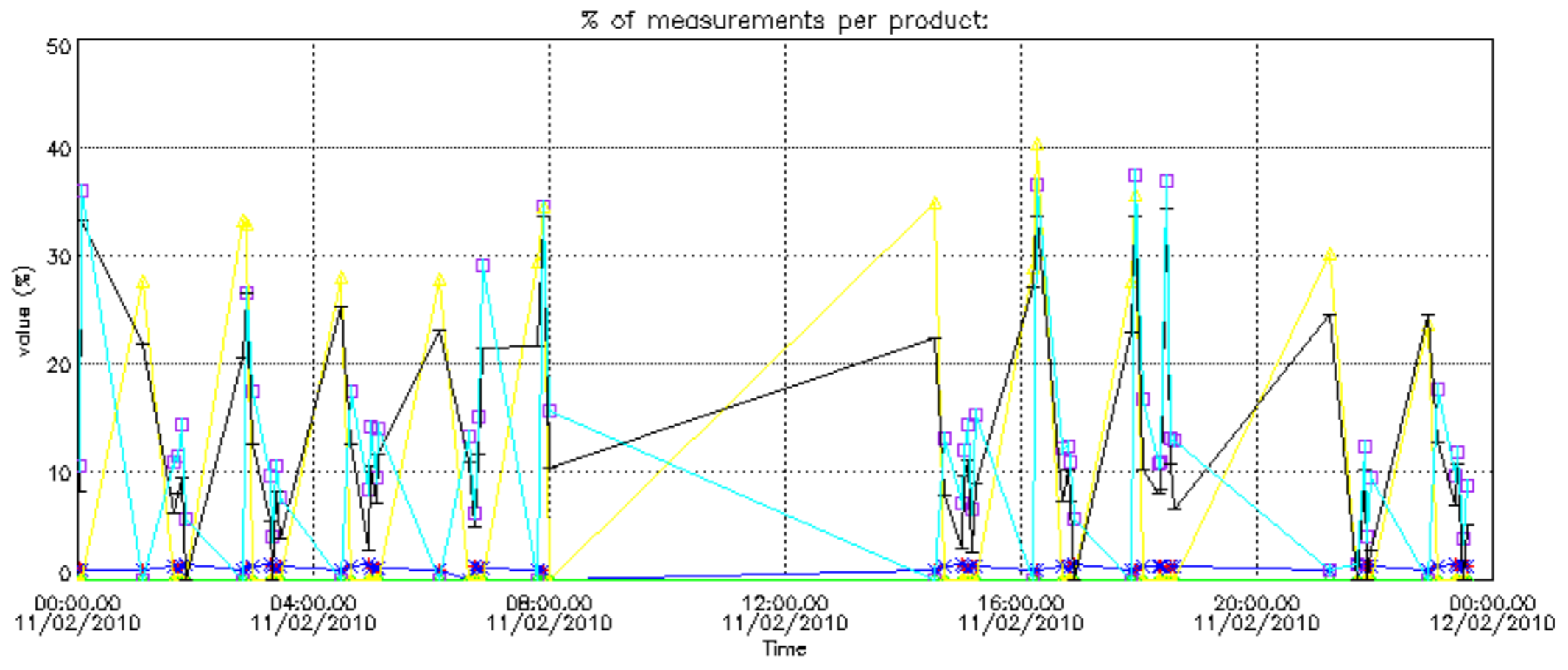
Percentage of flagged data per NO2 profile



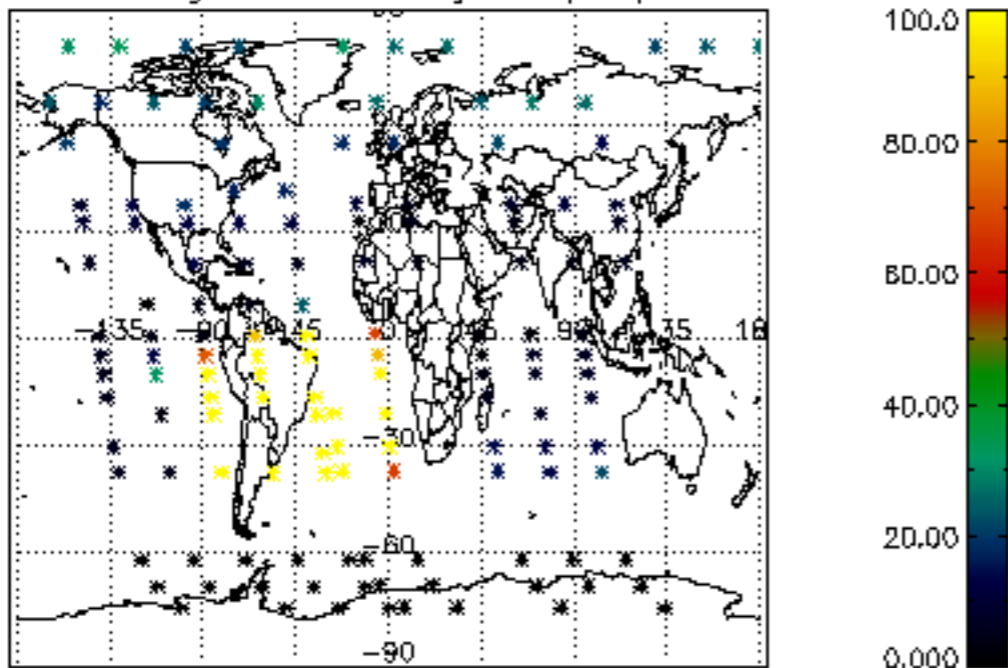
Percentage of flagged data per NO3 profile



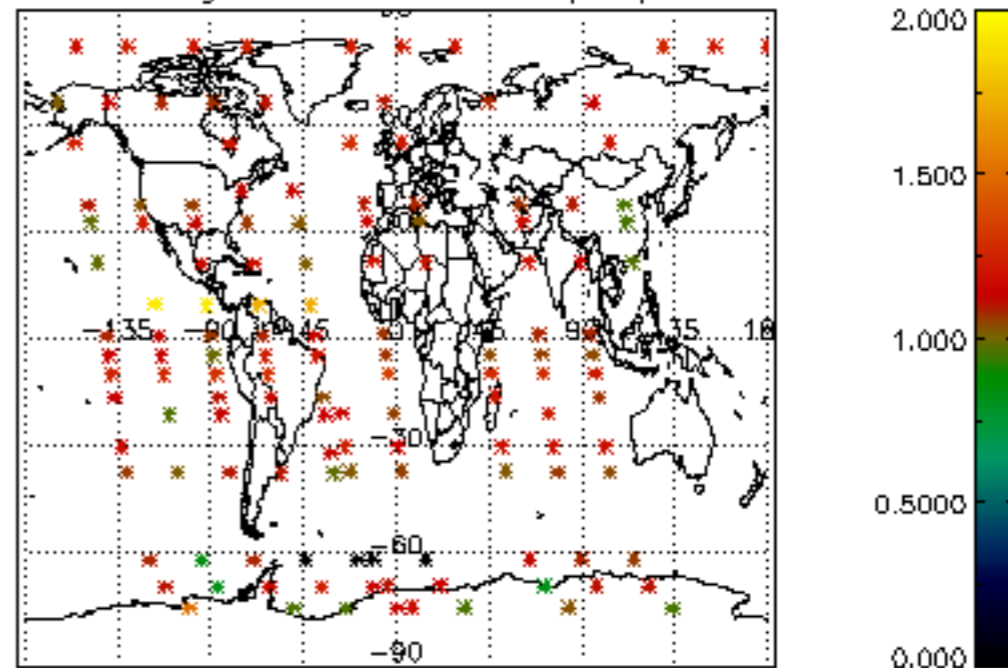




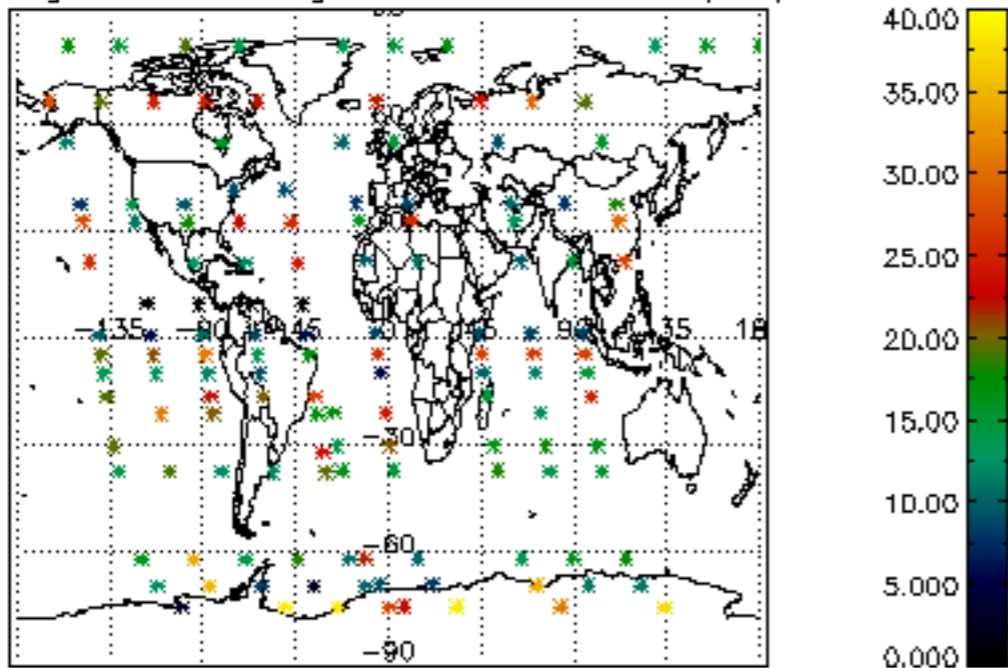
Percentage of cosmic ray hits per profile



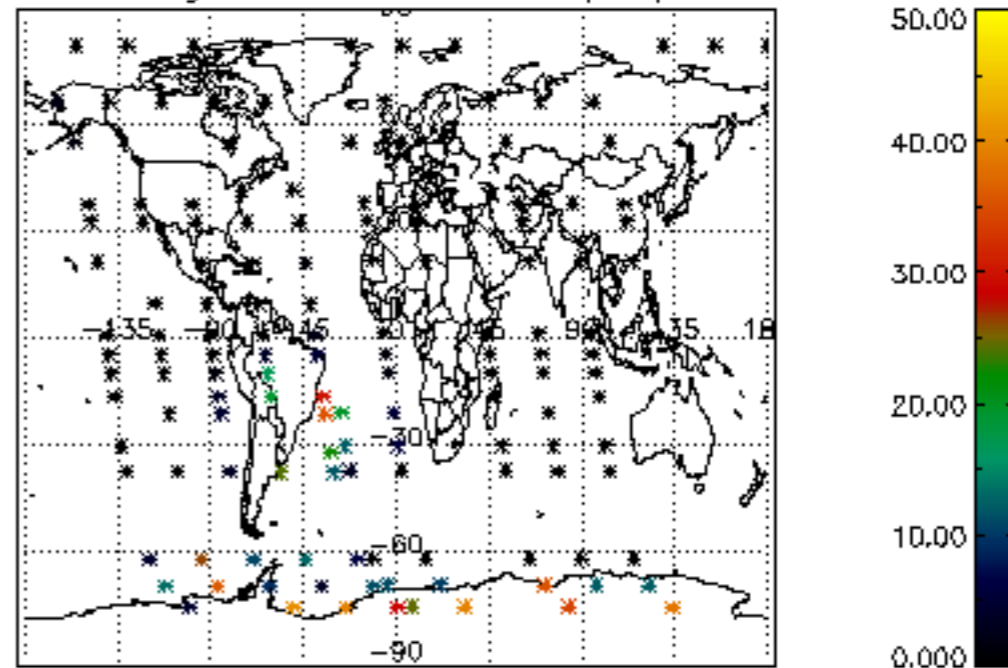
Percentage of datation errors per profile



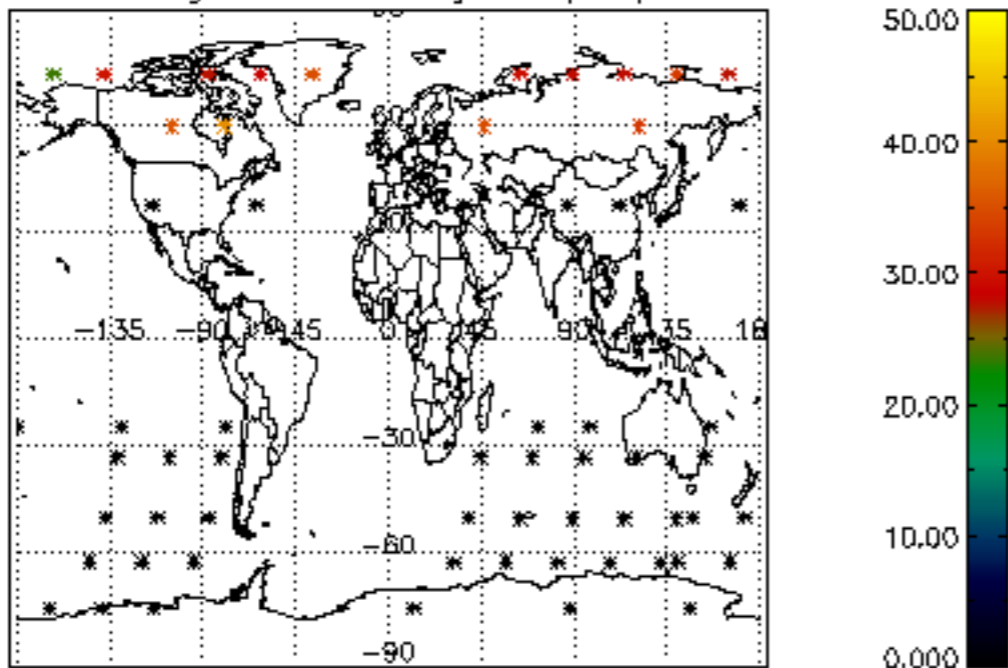
Percentage of star falling outside central band per profile



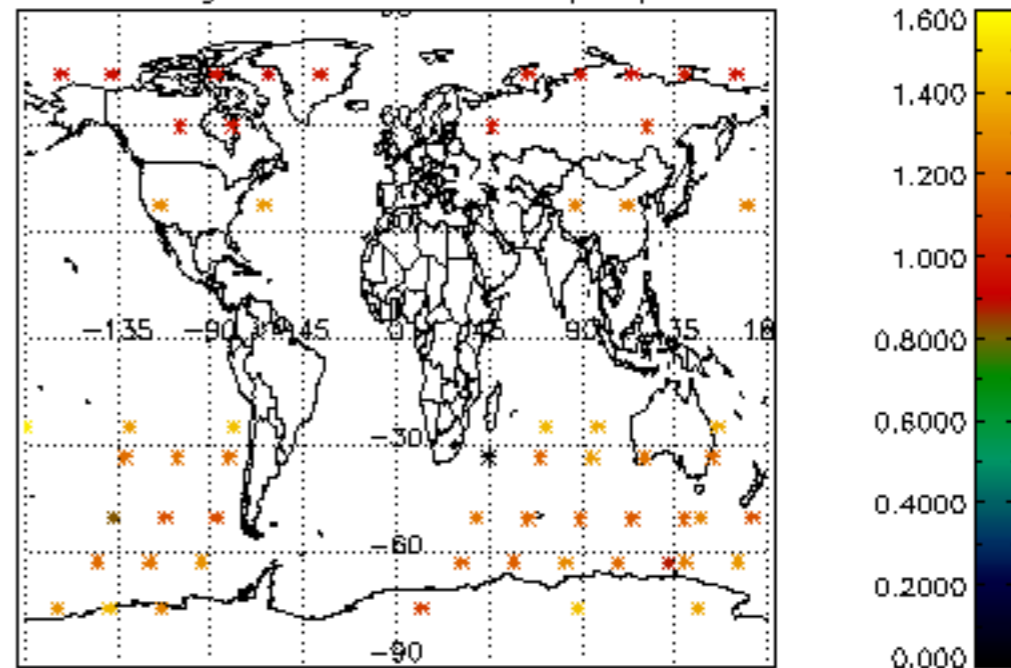
Percentage of saturation errors per profile



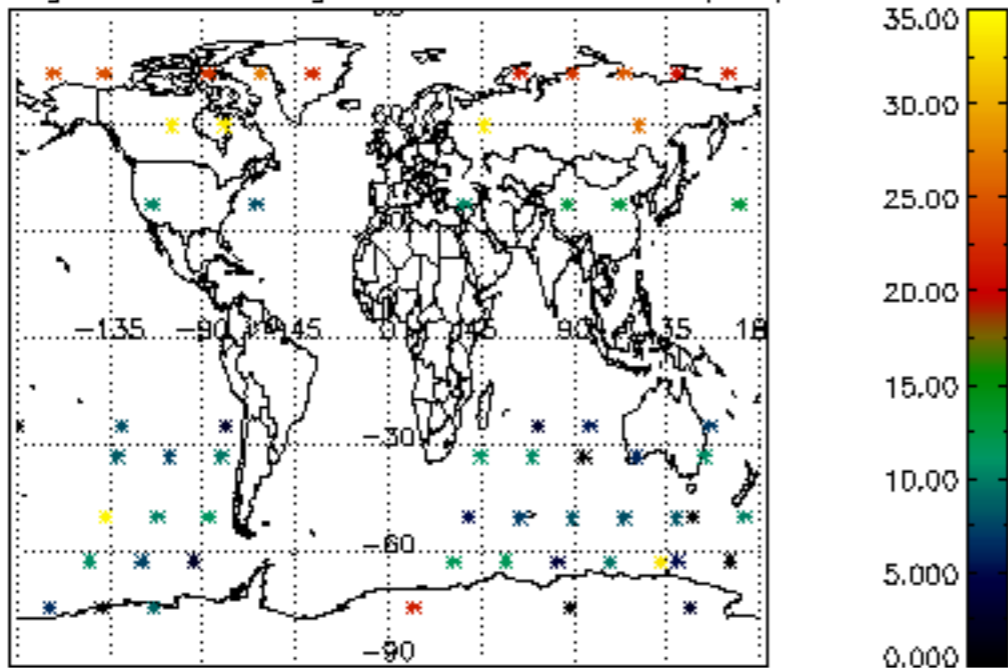
Percentage of cosmic ray hits per profile



Percentage of datation errors per profile



Percentage of star falling outside central band per profile



Percentage of saturation errors per profile

