

GOMOS Level 2 Daily Report

SUMMARY

[1. General Info](#)

[2. Summary of processed GOM_NL_2P products](#)

[3. Level 2 Quality information per product](#)

[3.1 Plot of level 2 quality information per product \(time dependant\)](#)

[3.2 Plot of level 2 quality information per product \(world map\)](#)

[4. Level 1 Quality information per product \(stored on level 2 products\)](#)

[4.1 Plot of level 1 quality information per product \(time dependant\)](#)

[4.1.1 Plot of level 1 quality information per product \(time dependant\): ASCENDING](#)

[4.1.2 Plot of level 1 quality information per product \(time dependant\): DESCENDING](#)

[4.2 Plot of level 1 quality information per product \(world map\)](#)

[4.2.1 Plot of level 1 quality information per product \(world map\): ASCENDING](#)

[4.2.2 Plot of level 1 quality information per product \(world map\): DESCENDING](#)

[5. Ozone profiles based on quality statistics and other trace gas profiles](#)

[5.1 Ozone statistics based on quality of products](#)

[5.2 Plot ozone profiles for all STD \(dark without errors\)](#)

[5.3 Plot ozone profiles where STD < 20% \(dark without errors\)](#)

[5.4. Plot ozone profiles where STD < 10% \(dark without errors\)](#)

[5.5. Plot ozone profiles where STD < 5% \(dark without errors\)](#)

[5.6 Plot NO2 profiles for all STD \(dark without errors\)](#)

[5.7 Plot NO3 profiles for all STD \(dark without errors\)](#)

[5.8 Plot H2O profiles \(only for occultations of stars 1,2,3,4,13,14,16,26,63 dark without errors\) for all STD](#)

[6. Auxiliary Data Files used for the production reported in section 2](#)

This report presents the daily analysis on parameters extracted from GOMOS level 2 data (GOM_NL__2P). It is intended to monitor some important parameters that will impact the quality of these products. A list of level 2 products (and content) that have arrived during the reporting day to the PCF is also given.

Item	Value
Time of report generation	26APR2013 17:13:39
Data source version	GOMOS/6.01
Start time of products	07-02-2010 (07FEB2010 00:00:00)
Stop time of products	08-02-2010 (08FEB2010 00:00:00)
Store outputs in DB	Yes
Nb of level 2 prods	127
Nb of prods with errors	0

2. Summary of processed GOM_NL__2P products.

Nr	Filename	UTC Start time	Limb	Duration	Star Id	Star Name	Star Mag	Star Temp	Nb Meas	Orbit	Prod. error
1	GOM_NL__2PRFIN20100207_070945_000000422086_00378_41514_3936.N1	07-FEB-2010 07:09:45	Bright	41.500	119	14Eta Dra	2.7270	4700.0	83	41514	No
2	GOM_NL__2PRFIN20100207_071311_000000392086_00378_41514_3937.N1	07-FEB-2010 07:13:11	Bright	39.000	130	23Bet Dra	2.7990	5800.0	78	41514	No
3	GOM_NL__2PRFIN20100207_072744_000000572086_00378_41514_3938.N1	07-FEB-2010 07:27:44	Bright	57.000	126	60Bet Oph	2.7700	4250.0	114	41514	No
4	GOM_NL__2PRFIN20100207_073432_000000452086_00378_41514_3939.N1	07-FEB-2010 07:34:32	Twilight	44.500	86	35Eta Oph	2.4300	10200.	89	41514	No
5	GOM_NL__2PRFIN20100207_073650_000000452086_00378_41514_3940.N1	07-FEB-2010 07:36:50	Twilight	45.000	167	10Gam2Sgr	2.9840	4500.0	90	41514	No
6	GOM_NL__2PRFIN20100207_074233_000000402086_00378_41514_3941.N1	07-FEB-2010 07:42:33	Dark	39.500	147	Alp Ara	2.8770	26000.	79	41514	No
7	GOM_NL__2PRFIN20100207_074504_000000482086_00378_41514_3942.N1	07-FEB-2010 07:45:04	Dark	48.000	131	Gam Lup	2.8000	26000.	96	41514	No
8	GOM_NL__2PRFIN20100207_075104_000000412086_00379_41515_3944.N1	07-FEB-2010 07:51:04	Dark	41.000	10	Bet Cen	0.61000	28000.	82	41515	No
9	GOM_NL__2PRFIN20100207_075356_000000422086_00379_41515_3945.N1	07-FEB-2010 07:53:56	Dark	41.500	20	Bet Cru	1.2530	30000.	83	41515	No
10	GOM_NL__2PRFIN20100207_075525_000000572086_00379_41515_3946.N1	07-FEB-2010 07:55:25	Dark	56.500	64	Gam Cen	2.2000	10600.	113	41515	No
11	GOM_NL__2PRFIN20100207_075954_000000462086_00379_41515_3947.N1	07-FEB-2010 07:59:54	Dark	45.500	71	lot Car	2.2460	7700.0	91	41515	No
12	GOM_NL__2PRFIN20100207_081026_000000432086_00379_41515_3948.N1	07-FEB-2010 08:10:26	Straylight	42.500	132	15Rho Pup	2.8030	6900.0	85	41515	No
13	GOM_NL__2PRFIN20100207_082528_000000402086_00379_41515_3949.N1	07-FEB-2010 08:25:28	Bright	40.000	17	78Bet Gem	1.1610	4500.0	80	41515	No
14	GOM_NL__2PRFIN20100207_084252_000000362086_00379_41515_3950.N1	07-FEB-2010 08:42:52	Bright	35.500	49	1Alp UMi	1.9900	6300.0	71	41515	No
15	GOM_NL__2PRFIN20100207_084533_000000432086_00379_41515_3951.N1	07-FEB-2010 08:45:33	Bright	42.500	60	7Bet UMi	2.0810	3950.0	85	41515	No
16	GOM_NL__2PRFIN20100207_085021_000000422086_00379_41515_3952.N1	07-FEB-2010 08:50:21	Bright	42.000	119	14Eta Dra	2.7270	4700.0	84	41515	No
17	GOM_NL__2PRFIN20100207_085347_000000392086_00379_41515_3953.N1	07-FEB-2010 08:53:47	Bright	39.000	130	23Bet Dra	2.7990	5800.0	78	41515	No
18	GOM_NL__2PRFIN20100207_090609_000000432086_00379_41515_3954.N1	07-FEB-2010 09:06:09	Bright	42.500	59	55Alp Oph	2.0800	8900.0	85	41515	No
19	GOM_NL__2PRFIN20100207_090820_000000442086_00379_41515_3955.N1	07-FEB-2010 09:08:20	Bright	44.000	126	60Bet Oph	2.7700	4250.0	88	41515	No
20	GOM_NL__2PRFIN20100207_091509_000000492086_00379_41515_3956.N1	07-FEB-2010 09:15:09	Twilight	48.500	86	35Eta Oph	2.4300	10200.	97	41515	No
21	GOM_NL__2PRFIN20100207_092119_000000512086_00379_41515_3957.N1	07-FEB-2010 09:21:19	Dark	50.500	40	The Sco	1.8590	7100.0	101	41515	No
22	GOM_NL__2PRFIN20100207_092309_000000422086_00379_41515_3958.N1	07-FEB-2010 09:23:09	Dark	41.500	147	Alp Ara	2.8770	26000.	83	41515	No
23	GOM_NL__2PRFIN20100207_093140_000000422086_00380_41516_3952.N1	07-FEB-2010 09:31:40	Dark	42.000	10	Bet Cen	0.61000	28000.	84	41516	No
24	GOM_NL__2PRFIN20100207_093433_000000432086_00380_41516_3953.N1	07-FEB-2010 09:34:33	Dark	43.000	20	Bet Cru	1.2530	30000.	86	41516	No
25	GOM_NL__2PRFIN20100207_093602_000000462086_00380_41516_3954.N1	07-FEB-2010 09:36:02	Dark	46.000	64	Gam Cen	2.2000	10600.	92	41516	No
26	GOM_NL__2PRFIN20100207_094030_000000472086_00380_41516_3955.N1	07-FEB-2010 09:40:30	Dark	47.000	71	lot Car	2.2460	7700.0	94	41516	No
27	GOM_NL__2PRFIN20100207_095102_000000402086_00380_41516_3956.N1	07-FEB-2010 09:51:02	Straylight	39.500	132	15Rho Pup	2.8030	6900.0	79	41516	No
28	GOM_NL__2PRFIN20100207_100604_000000402086_00380_41516_3957.N1	07-FEB-2010 10:06:04	Bright	40.000	17	78Bet Gem	1.1610	4500.0	80	41516	No
29	GOM_NL__2PRFIN20100207_102609_000000412086_00380_41516_3958.N1	07-FEB-2010 10:26:09	Bright	40.500	60	7Bet UMi	2.0810	3950.0	81	41516	No
30	GOM_NL__2PRFIN20100207_103057_000000432086_00380_41516_3959.N1	07-FEB-2010 10:30:57	Bright	43.000	119	14Eta Dra	2.7270	4700.0	86	41516	No
31	GOM_NL__2PRFIN20100207_103422_000000372086_00380_41516_3960.N1	07-FEB-2010 10:34:22	Bright	36.500	130	23Bet Dra	2.7990	5800.0	73	41516	No
32	GOM_NL__2PRFIN20100207_104646_000000412086_00380_41516_3961.N1	07-FEB-2010 10:46:46	Bright	40.500	59	55Alp Oph	2.0800	8900.0	81	41516	No
33	GOM_NL__2PRFIN20100207_104856_000000432086_00380_41516_3962.N1	07-FEB-2010 10:48:56	Bright	42.500	126	60Bet Oph	2.7700	4250.0	85	41516	No
34	GOM_NL__2PRFIN20100207_105545_000000472086_00380_41516_3963.N1	07-FEB-2010 10:55:45	Twilight	46.500	86	35Eta Oph	2.4300	10200.	93	41516	No
35	GOM_NL__2PRFIN20100207_105802_000000452086_00380_41516_3964.N1	07-FEB-2010 10:58:02	Twilight	44.500	167	10Gam2Sgr	2.9840	4500.0	89	41516	No
36	GOM_NL__2PRFIN20100207_110346_000000412086_00380_41516_3965.N1	07-FEB-2010 11:03:46	Dark	40.500	147	Alp Ara	2.8770	26000.	81	41516	No
37	GOM_NL__2PRFIN20100207_110617_000000482086_00380_41516_3966.N1	07-FEB-2010 11:06:17	Dark	47.500	131	Gam Lup	2.8000	26000.	95	41516	No
38	GOM_NL__2PRFIN20100207_111217_000000452086_00381_41517_3960.N1	07-FEB-2010 11:12:17	Dark	45.000	10	Bet Cen	0.61000	28000.	90	41517	No
39	GOM_NL__2PRFIN20100207_111509_000000442086_00381_41517_3961.N1	07-FEB-2010 11:15:09	Dark	43.500	20	Bet Cru	1.2530	30000.	87	41517	No
40	GOM_NL__2PRFIN20100207_111638_000000482086_00381_41517_3962.N1	07-FEB-2010 11:16:38	Dark	47.500	64	Gam Cen	2.2000	10600.	95	41517	No
41	GOM_NL__2PRFIN20100207_112106_000000472086_00381_41517_3963.N1	07-FEB-2010 11:21:06	Dark	47.000	71	lot Car	2.2460	7700.0	94	41517	No
42	GOM_NL__2PRFIN20100207_113138_000000412086_00381_41517_3964.N1	07-FEB-2010 11:31:38	Straylight	40.500	132	15Rho Pup	2.8030	6900.0	81	41517	No

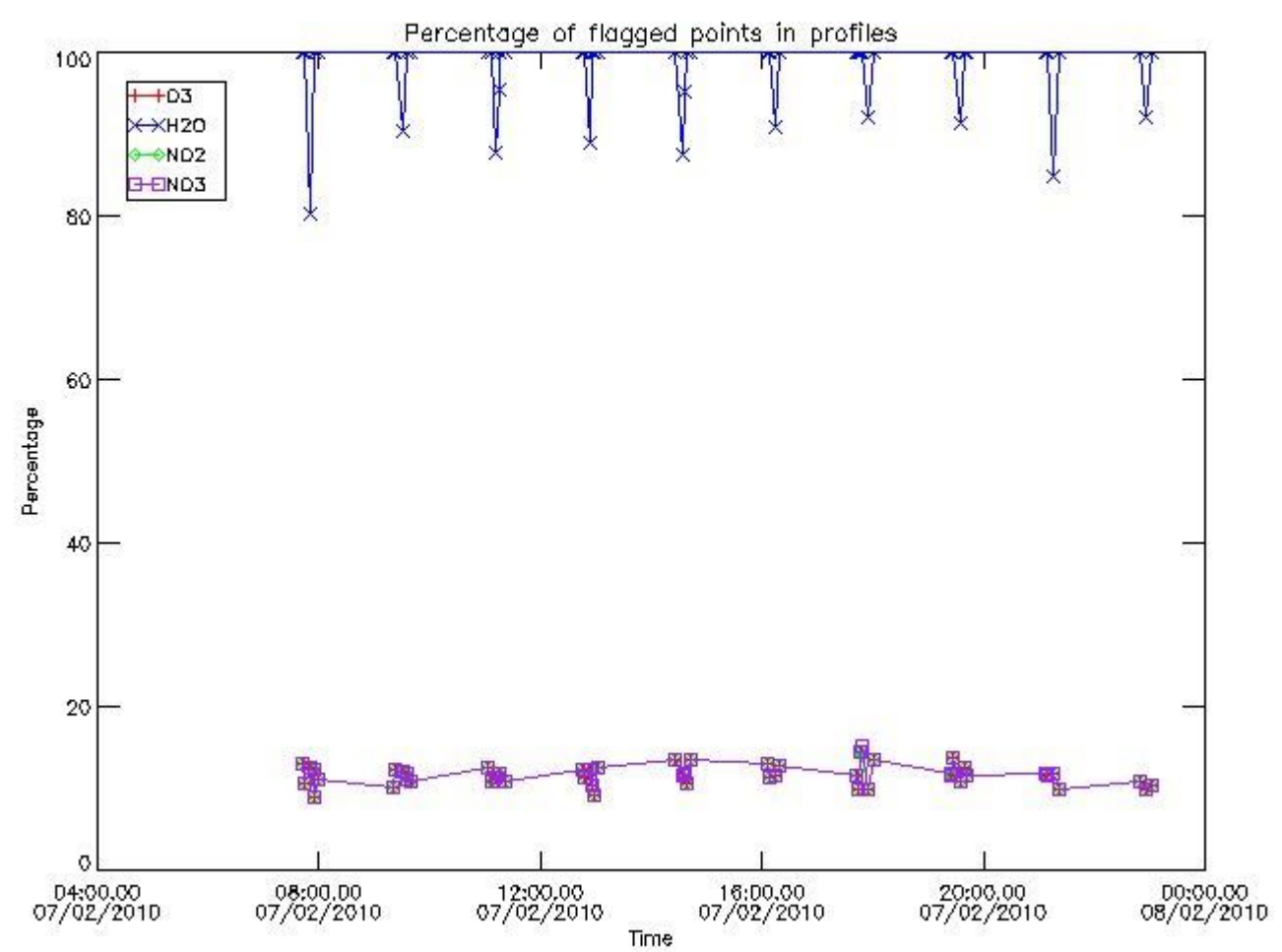
43	GOM_NL__2PRFIN20100207_114012_000000522086_00381_41517_3965.N1	07-FEB-2010 11:40:12	Twilight	52.000	8	10Alp CMI	0.40000	6500.0	104	41517	No
44	GOM_NL__2PRFIN20100207_120644_000000382086_00381_41517_3966.N1	07-FEB-2010 12:06:44	Bright	37.500	60	7Bet UMi	2.0810	3950.0	75	41517	No
45	GOM_NL__2PRFIN20100207_121132_000000422086_00381_41517_3967.N1	07-FEB-2010 12:11:32	Bright	41.500	119	14Eta Dra	2.7270	4700.0	83	41517	No
46	GOM_NL__2PRFIN20100207_121458_000000412086_00381_41517_3968.N1	07-FEB-2010 12:14:58	Bright	40.500	130	23Bet Dra	2.7990	5800.0	81	41517	No
47	GOM_NL__2PRFIN20100207_122722_000000582086_00381_41517_3969.N1	07-FEB-2010 12:27:22	Bright	58.000	59	55Alp Oph	2.0800	8900.0	116	41517	No
48	GOM_NL__2PRFIN20100207_122932_000000432086_00381_41517_3970.N1	07-FEB-2010 12:29:32	Bright	42.500	126	60Bet Oph	2.7700	4250.0	85	41517	No
49	GOM_NL__2PRFIN20100207_123621_000000462086_00381_41517_3971.N1	07-FEB-2010 12:36:21	Twilight	45.500	86	35Eta Oph	2.4300	10200.	91	41517	No
50	GOM_NL__2PRFIN20100207_123838_000000422086_00381_41517_3972.N1	07-FEB-2010 12:38:38	Twilight	41.500	167	10Gam2Sgr	2.9840	4500.0	83	41517	No
51	GOM_NL__2PRFIN20100207_124422_000000422086_00381_41517_3973.N1	07-FEB-2010 12:44:22	Dark	41.500	147	Alp Ara	2.8770	26000.	83	41517	No
52	GOM_NL__2PRFIN20100207_124654_000000452086_00381_41517_3974.N1	07-FEB-2010 12:46:54	Dark	45.000	131	Gam Lup	2.8000	26000.	90	41517	No
53	GOM_NL__2PRFIN20100207_125253_000000422086_00382_41518_3968.N1	07-FEB-2010 12:52:53	Dark	41.500	10	Bet Cen	0.61000	28000.	83	41518	No
54	GOM_NL__2PRFIN20100207_125546_000000492086_00382_41518_3969.N1	07-FEB-2010 12:55:46	Dark	49.000	20	Bet Cru	1.2530	30000.	98	41518	No
55	GOM_NL__2PRFIN20100207_125715_000000552086_00382_41518_3970.N1	07-FEB-2010 12:57:15	Dark	55.000	64	Gam Cen	2.2000	10600.	110	41518	No
56	GOM_NL__2PRFIN20100207_130142_000000412086_00382_41518_3971.N1	07-FEB-2010 13:01:42	Dark	40.500	71	lot Car	2.2460	7700.0	81	41518	No
57	GOM_NL__2PRFIN20100207_132048_000000522086_00382_41518_3972.N1	07-FEB-2010 13:20:48	Twilight	52.000	8	10Alp CMI	0.40000	6500.0	104	41518	No
58	GOM_NL__2PRFIN20100207_135927_000000352086_00382_41518_3973.N1	07-FEB-2010 13:59:27	Bright	35.000	5	3Alp Lyr	0.033000	11000.	70	41518	No
59	GOM_NL__2PRFIN20100207_140758_000000402086_00382_41518_3974.N1	07-FEB-2010 14:07:58	Bright	40.000	59	55Alp Oph	2.0800	8900.0	80	41518	No
60	GOM_NL__2PRFIN20100207_141009_000000482086_00382_41518_3975.N1	07-FEB-2010 14:10:09	Bright	47.500	126	60Bet Oph	2.7700	4250.0	95	41518	No
61	GOM_NL__2PRFIN20100207_141658_000000452086_00382_41518_3976.N1	07-FEB-2010 14:16:58	Twilight	45.000	86	35Eta Oph	2.4300	10200.	90	41518	No
62	GOM_NL__2PRFIN20100207_142459_000000382086_00382_41518_3977.N1	07-FEB-2010 14:24:59	Dark	37.500	147	Alp Ara	2.8770	26000.	75	41518	No
63	GOM_NL__2PRFIN20100207_143330_000000452086_00383_41519_3976.N1	07-FEB-2010 14:33:30	Dark	44.500	10	Bet Cen	0.61000	28000.	89	41519	No
64	GOM_NL__2PRFIN20100207_143622_000000432086_00383_41519_3977.N1	07-FEB-2010 14:36:22	Dark	43.000	20	Bet Cru	1.2530	30000.	86	41519	No
65	GOM_NL__2PRFIN20100207_143752_000000482086_00383_41519_3978.N1	07-FEB-2010 14:37:52	Dark	48.000	64	Gam Cen	2.2000	10600.	96	41519	No
66	GOM_NL__2PRFIN20100207_144218_000000382086_00383_41519_3979.N1	07-FEB-2010 14:42:18	Dark	37.500	71	lot Car	2.2460	7700.0	75	41519	No
67	GOM_NL__2PRFIN20100207_150124_000000512086_00383_41519_3980.N1	07-FEB-2010 15:01:24	Twilight	50.500	8	10Alp CMI	0.40000	6500.0	101	41519	No
68	GOM_NL__2PRFIN20100207_152755_000000432086_00383_41519_3981.N1	07-FEB-2010 15:27:55	Bright	43.000	60	7Bet UMi	2.0810	3950.0	86	41519	No
69	GOM_NL__2PRFIN20100207_153244_000000432086_00383_41519_3982.N1	07-FEB-2010 15:32:44	Bright	43.000	119	14Eta Dra	2.7270	4700.0	86	41519	No
70	GOM_NL__2PRFIN20100207_153610_000000412086_00383_41519_3983.N1	07-FEB-2010 15:36:10	Bright	41.000	130	23Bet Dra	2.7990	5800.0	82	41519	No
71	GOM_NL__2PRFIN20100207_154834_000000432086_00383_41519_3984.N1	07-FEB-2010 15:48:34	Bright	43.000	59	55Alp Oph	2.0800	8900.0	86	41519	No
72	GOM_NL__2PRFIN20100207_155045_000000422086_00383_41519_3985.N1	07-FEB-2010 15:50:45	Bright	42.000	126	60Bet Oph	2.7700	4250.0	84	41519	No
73	GOM_NL__2PRFIN20100207_155734_000000462086_00383_41519_3986.N1	07-FEB-2010 15:57:34	Twilight	46.000	86	35Eta Oph	2.4300	10200.	92	41519	No
74	GOM_NL__2PRFIN20100207_155950_000000442086_00383_41519_3987.N1	07-FEB-2010 15:59:50	Twilight	44.000	167	10Gam2Sgr	2.9840	4500.0	88	41519	No
75	GOM_NL__2PRFIN20100207_160535_000000402086_00383_41519_3988.N1	07-FEB-2010 16:05:35	Dark	39.500	147	Alp Ara	2.8770	26000.	79	41519	No
76	GOM_NL__2PRFIN20100207_160808_000000452086_00383_41519_3989.N1	07-FEB-2010 16:08:08	Dark	45.000	131	Gam Lup	2.8000	26000.	90	41519	No
77	GOM_NL__2PRFIN20100207_161407_000000442086_00384_41520_3984.N1	07-FEB-2010 16:14:07	Dark	44.000	10	Bet Cen	0.61000	28000.	88	41520	No
78	GOM_NL__2PRFIN20100207_161946_000000442086_00384_41520_3985.N1	07-FEB-2010 16:19:46	Dark	43.500	99	Del Cen	2.5750	26000.	87	41520	No
79	GOM_NL__2PRFIN20100207_164828_000000392086_00384_41520_3986.N1	07-FEB-2010 16:48:28	Bright	39.000	17	78Bet Gem	1.1610	4500.0	78	41520	No
80	GOM_NL__2PRFIN20100207_171320_000000442086_00384_41520_3987.N1	07-FEB-2010 17:13:20	Bright	43.500	119	14Eta Dra	2.7270	4700.0	87	41520	No
81	GOM_NL__2PRFIN20100207_171646_000000362086_00384_41520_3988.N1	07-FEB-2010 17:16:46	Bright	36.000	130	23Bet Dra	2.7990	5800.0	72	41520	No
82	GOM_NL__2PRFIN20100207_172910_000000432086_00384_41520_3989.N1	07-FEB-2010 17:29:10	Bright	42.500	59	55Alp Oph	2.0800	8900.0	85	41520	No
83	GOM_NL__2PRFIN20100207_173122_000000572086_00384_41520_3990.N1	07-FEB-2010 17:31:22	Bright	57.000	126	60Bet Oph	2.7700	4250.0	114	41520	No
84	GOM_NL__2PRFIN20100207_173811_000000502086_00384_41520_3991.N1	07-FEB-2010 17:38:11	Twilight	50.000	86	35Eta Oph	2.4300	10200.	100	41520	No
85	GOM_NL__2PRFIN20100207_174257_000000482086_00384_41520_3992.N1	07-FEB-2010 17:42:57	Dark	48.000	25	35Lam Sco	1.6200	28000.	96	41520	No
86	GOM_NL__2PRFIN20100207_174421_000000522086_00384_41520_3993.N1	07-FEB-2010 17:44:21	Dark	52.000	40	The Sco	1.8590	7100.0	104	41520	No
87	GOM_NL__2PRFIN20100207_174611_000000422086_00384_41520_3994.N1	07-FEB-2010 17:46:11	Dark	42.000	147	Alp Ara	2.8770	26000.	84	41520	No
88	GOM_NL__2PRFIN20100207_174845_000000472086_00384_41520_3995.N1	07-FEB-2010 17:48:45	Dark	47.000	131	Gam Lup	2.8000	26000.	94	41520	No
89	GOM_NL__2PRFIN20100207_175443_000000512086_00385_41521_3992.N1	07-FEB-2010 17:54:43	Dark	51.000	10	Bet Cen	0.61000	28000.	102	41521	No
90	GOM_NL__2PRFIN20100207_180023_000000452086_00385_41521_3993.N1	07-FEB-2010 18:00:23	Dark	44.500	99	Del Cen	2.5750	26000.	89	41521	No
91	GOM_NL__2PRFIN20100207_182903_000000412086_00385_41521_3994.N1	07-FEB-2010 18:29:03	Bright	40.500	17	78Bet Gem	1.1610	4500.0	81	41521	No
92	GOM_NL__2PRFIN20100207_184906_000000372086_00385_41521_3995.N1	07-FEB-2010 18:49:06	Bright	36.500	60	7Bet UMi	2.0810	3950.0	73	41521	No
93	GOM_NL__2PRFIN20100207_185355_000000452086_00385_41521_3996.N1	07-FEB-2010 18:53:55	Bright	44.500	119	14Eta Dra	2.7270	4700.0	89	41521	No
94	GOM_NL__2PRFIN20100207_185722_000000412086_00385_41521_3997.N1	07-FEB-2010 18:57:22	Bright	41.000	130	23Bet Dra	2.7990	5800.0	82	41521	No
95	GOM_NL__2PRFIN20100207_190947_000000582086_00385_41521_3998.N1	07-FEB-2010 19:09:47	Bright	58.000	59	55Alp Oph	2.0800	8900.0	116	41521	No
96	GOM_NL__2PRFIN20100207_191158_000000572086_00385_41521_3999.N1	07-FEB-2010 19:11:58	Bright	57.000	126	60Bet Oph	2.7700	4250.0	114	41521	No
97	GOM_NL__2PRFIN20100207_191848_000000472086_00385_41521_4000.N1	07-FEB-2010 19:18:48	Twilight	46.500	86	35Eta Oph	2.4300	10200.	93	41521	No
98	GOM_NL__2PRFIN20100207_192333_000000442086_00385_41521_4001.N1	07-FEB-2010 19:23:33	Dark	43.500	25	35Lam Sco	1.6200	28000.	87	41521	No
99	GOM_NL__2PRFIN20100207_192457_000000442086_00385_41521_4002.N1	07-FEB-2010 19:24:57	Dark	44.000	40	The Sco	1.8590	7100.0	88	41521	No
100	GOM_NL__2PRFIN20100207_192647_000000412086_00385_41521_4003.N1	07-FEB-2010 19:26:47	Dark	41.000	147	Alp Ara	2.8770	26000.	82	41521	No
101	GOM_NL__2PRFIN20100207_193520_000000472086_00386_41522_4000.N1	07-FEB-2010 19:35:20	Dark	47.000	10	Bet Cen	0.61000	28000.	94	41522	No

102	GOM_NL__2PRFIN20100207_193836_000000412086_00386_41522_4001.N1	07-FEB-2010 19:38:36	Dark	41.000	12	Alp1Cru	0.77500	30000.	82	41522	No
103	GOM_NL__2PRFIN20100207_194059_000000442086_00386_41522_4002.N1	07-FEB-2010 19:40:59	Dark	44.000	99	Del Cen	2.5750	26000.	88	41522	No
104	GOM_NL__2PRFIN20100207_194826_000000452086_00386_41522_4003.N1	07-FEB-2010 19:48:26	Straylight	45.000	65	Lam Vel	2.2040	4400.0	90	41522	No
105	GOM_NL__2PRFIN20100207_203431_000000422086_00386_41522_4004.N1	07-FEB-2010 20:34:31	Bright	41.500	119	14Eta Dra	2.7270	4700.0	83	41522	No
106	GOM_NL__2PRFIN20100207_203758_000000392086_00386_41522_4005.N1	07-FEB-2010 20:37:58	Bright	39.000	130	23Bet Dra	2.7990	5800.0	78	41522	No
107	GOM_NL__2PRFIN20100207_205023_000000582086_00386_41522_4006.N1	07-FEB-2010 20:50:23	Bright	58.000	59	55Alp Oph	2.0800	8900.0	116	41522	No
108	GOM_NL__2PRFIN20100207_205234_000000572086_00386_41522_4007.N1	07-FEB-2010 20:52:34	Bright	56.500	126	60Bet Oph	2.7700	4250.0	113	41522	No
109	GOM_NL__2PRFIN20100207_205924_000000482086_00386_41522_4008.N1	07-FEB-2010 20:59:24	Twilight	47.500	86	35Eta Oph	2.4300	10200.	95	41522	No
110	GOM_NL__2PRFIN20100207_210724_000000432086_00386_41522_4009.N1	07-FEB-2010 21:07:24	Dark	43.000	147	Alp Ara	2.8770	26000.	86	41522	No
111	GOM_NL__2PRFIN20100207_210959_000000452086_00386_41522_4010.N1	07-FEB-2010 21:09:59	Dark	44.500	131	Gam Lup	2.8000	26000.	89	41522	No
112	GOM_NL__2PRFIN20100207_211556_000000432086_00387_41523_4028.N1	07-FEB-2010 21:15:56	Dark	43.000	10	Bet Cen	0.61000	28000.	86	41523	No
113	GOM_NL__2PRFIN20100207_212136_000000512086_00387_41523_4029.N1	07-FEB-2010 21:21:36	Dark	51.000	99	Del Cen	2.5750	26000.	102	41523	No
114	GOM_NL__2PRFIN20100207_215015_000000402086_00387_41523_4030.N1	07-FEB-2010 21:50:15	Bright	39.500	17	78Bet Gem	1.1610	4500.0	79	41523	No
115	GOM_NL__2PRFIN20100207_221018_000000412086_00387_41523_4031.N1	07-FEB-2010 22:10:18	Bright	41.000	60	7Bet UMi	2.0810	3950.0	82	41523	No
116	GOM_NL__2PRFIN20100207_221507_000000432086_00387_41523_4032.N1	07-FEB-2010 22:15:07	Bright	43.000	119	14Eta Dra	2.7270	4700.0	86	41523	No
117	GOM_NL__2PRFIN20100207_221834_000000412086_00387_41523_4033.N1	07-FEB-2010 22:18:34	Bright	41.000	130	23Bet Dra	2.7990	5800.0	82	41523	No
118	GOM_NL__2PRFIN20100207_223059_000000582086_00387_41523_4034.N1	07-FEB-2010 22:30:59	Bright	58.000	59	55Alp Oph	2.0800	8900.0	116	41523	No
119	GOM_NL__2PRFIN20100207_223311_000000412086_00387_41523_4035.N1	07-FEB-2010 22:33:11	Bright	40.500	126	60Bet Oph	2.7700	4250.0	81	41523	No
120	GOM_NL__2PRFIN20100207_224001_000000462086_00387_41523_4036.N1	07-FEB-2010 22:40:01	Twilight	45.500	86	35Eta Oph	2.4300	10200.	91	41523	No
121	GOM_NL__2PRFIN20100207_225035_000000472086_00387_41523_4037.N1	07-FEB-2010 22:50:35	Dark	47.000	131	Gam Lup	2.8000	26000.	94	41523	No
122	GOM_NL__2PRFIN20100207_225632_000000512086_00388_41524_4036.N1	07-FEB-2010 22:56:32	Dark	51.000	10	Bet Cen	0.61000	28000.	102	41524	No
123	GOM_NL__2PRFIN20100207_230212_000000492086_00388_41524_4037.N1	07-FEB-2010 23:02:12	Dark	49.000	99	Del Cen	2.5750	26000.	98	41524	No
124	GOM_NL__2PRFIN20100207_233051_000000402086_00388_41524_4038.N1	07-FEB-2010 23:30:51	Bright	39.500	17	78Bet Gem	1.1610	4500.0	79	41524	No
125	GOM_NL__2PRFIN20100207_235053_000000422086_00388_41524_4039.N1	07-FEB-2010 23:50:53	Bright	42.000	60	7Bet UMi	2.0810	3950.0	84	41524	No
126	GOM_NL__2PRFIN20100207_235542_000000462086_00388_41524_4040.N1	07-FEB-2010 23:55:42	Bright	45.500	119	14Eta Dra	2.7270	4700.0	91	41524	No
127	GOM_NL__2PRFIN20100207_235910_000000382086_00388_41524_4041.N1	07-FEB-2010 23:59:10	Bright	37.500	130	23Bet Dra	2.7990	5800.0	75	41524	No

3. Quality information per product

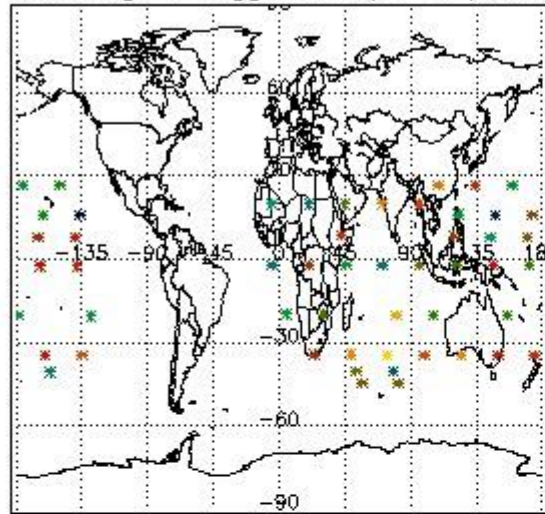
In this section it is plotted some information contained in the Quality Summary data set of the level 2 products. Only products in dark limb conditions and without errors (error flag in the MPH set to "0") are used.

3.1 Plot quality information per product (time dependant)

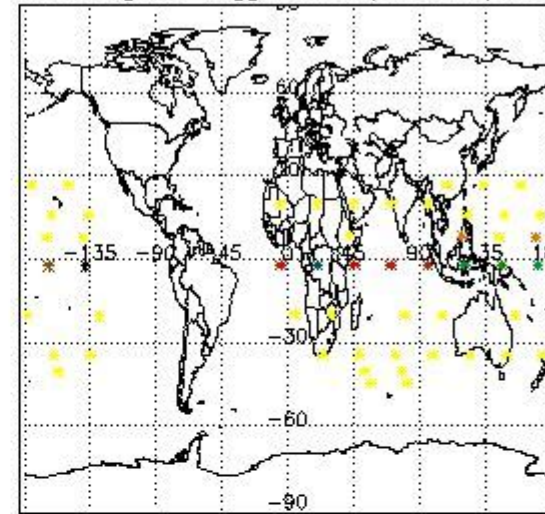


3.2 Plot quality information per product (world map)

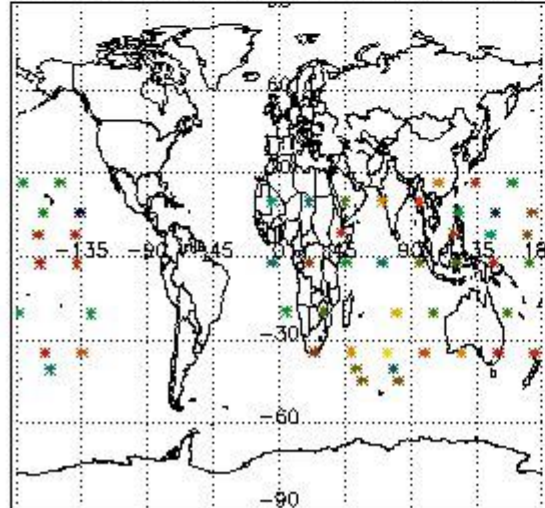
Percentage of flagged data per O3 profile



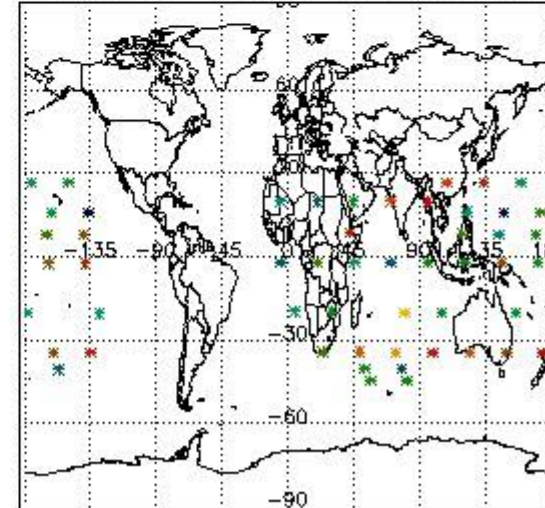
Percentage of flagged data per H2O profile



Percentage of flagged data per NO2 profile



Percentage of flagged data per NO3 profile

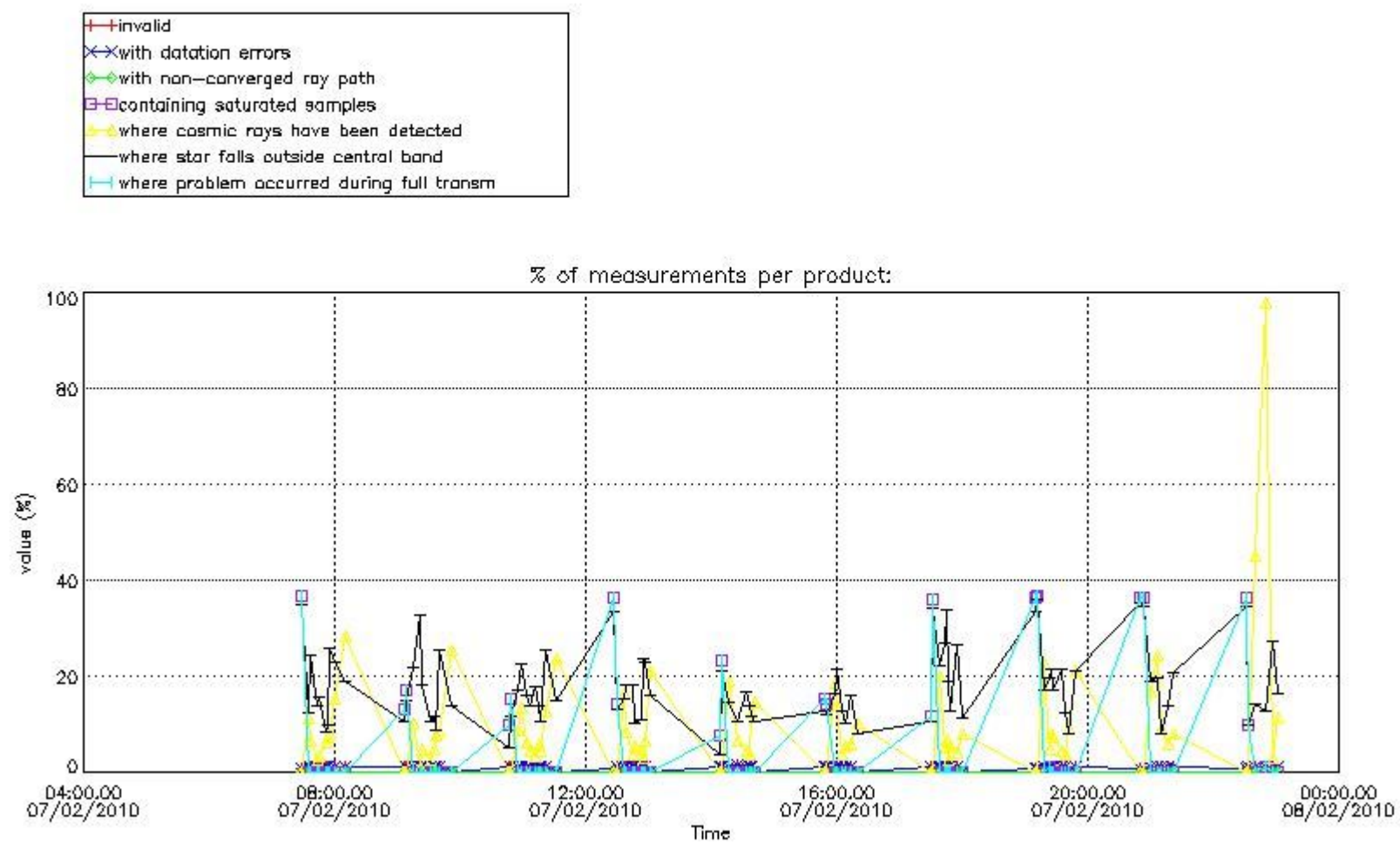


4. Level 1 quality information per product

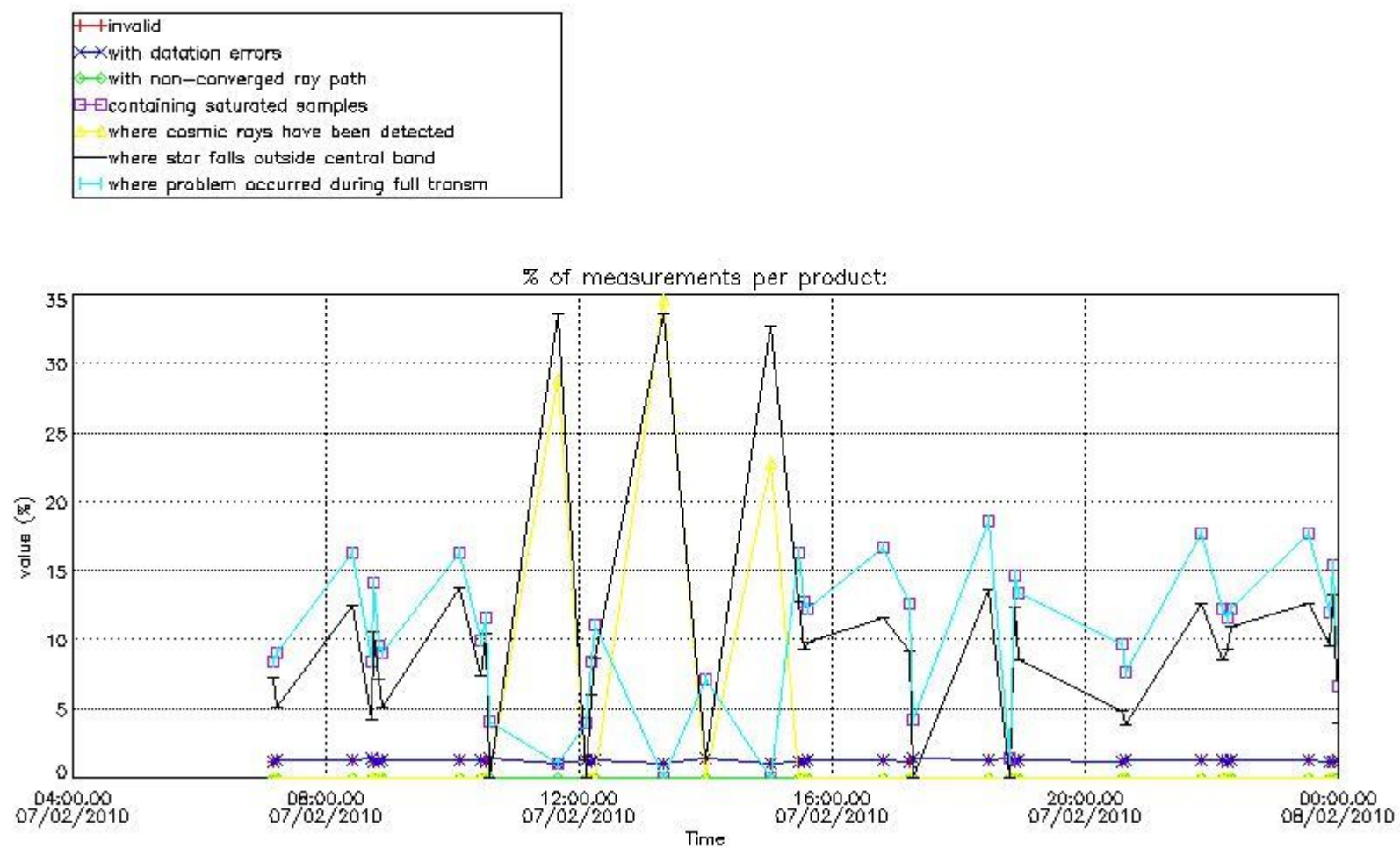
In this section it is plotted some information contained in the Quality Summary data set of the level 2 products that comes from the level 1b processing. Products without errors (error flag in the MPH set to "0") are used.

4.1 Plot quality information per product (time dependant) coming from level 1b processing

4.1.1 Plot level 1 quality information per product (time dependant): ENVISAT ASCENDING passes

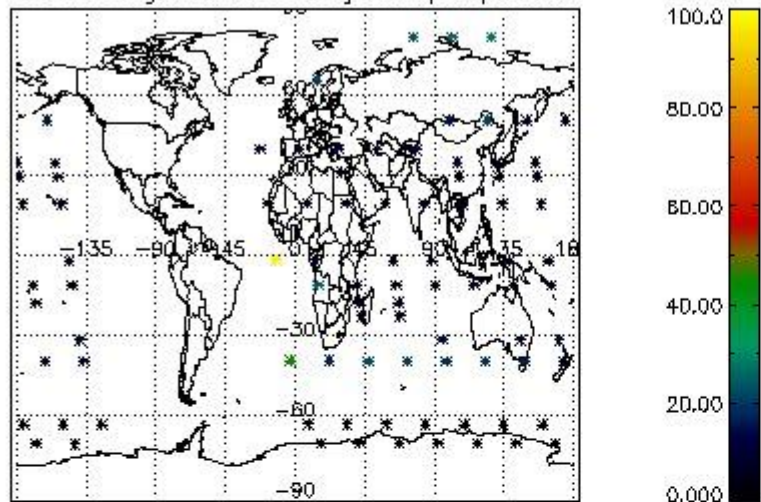


4.1.2 Plot level 1 quality information per product (time dependant): ENVI SAT DESCENDING passes

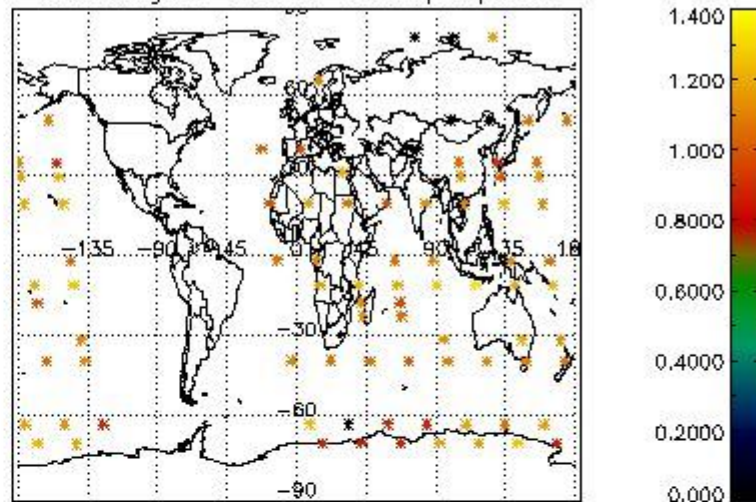


4.2 Plot quality information per product coming from level 1b processing (world map)
 4.2.1 Plot level 1 quality information per product (world map): ENVISAT ASCENDING passes

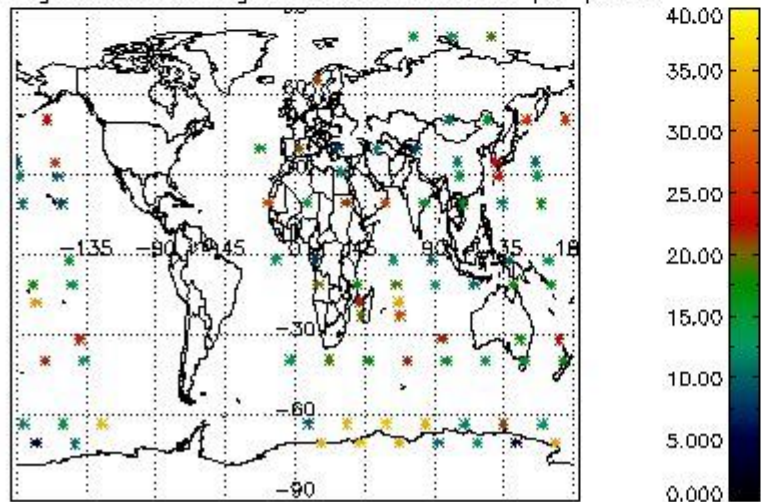
Percentage of cosmic ray hits per profile



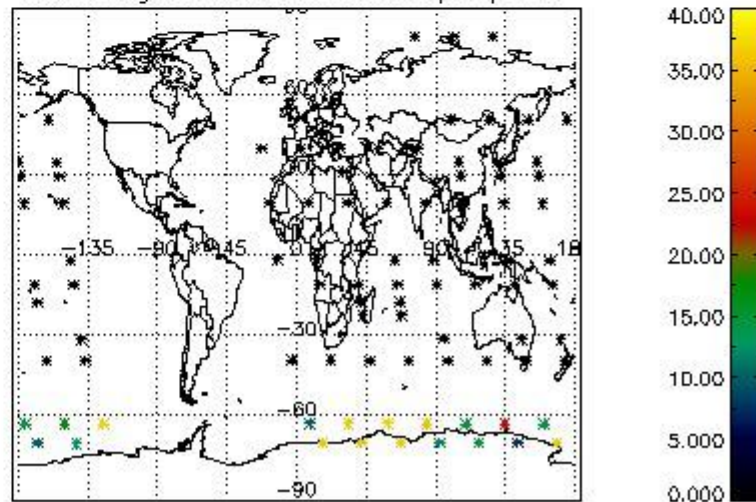
Percentage of datation errors per profile



Percentage of star falling outside central band per profile

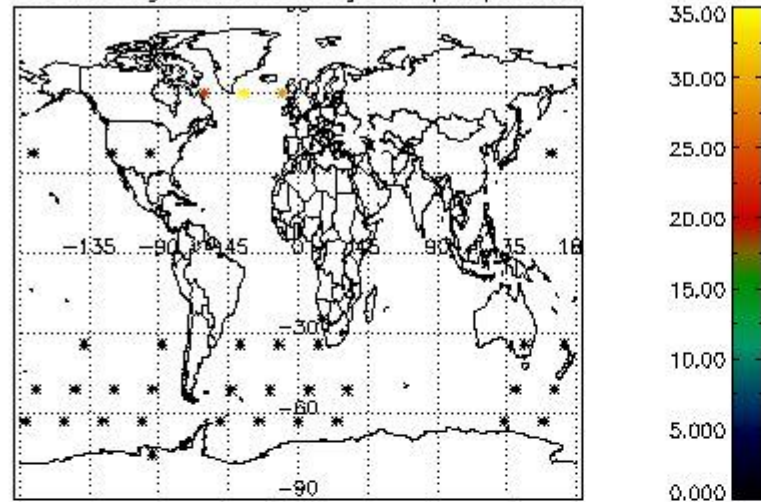


Percentage of saturation errors per profile

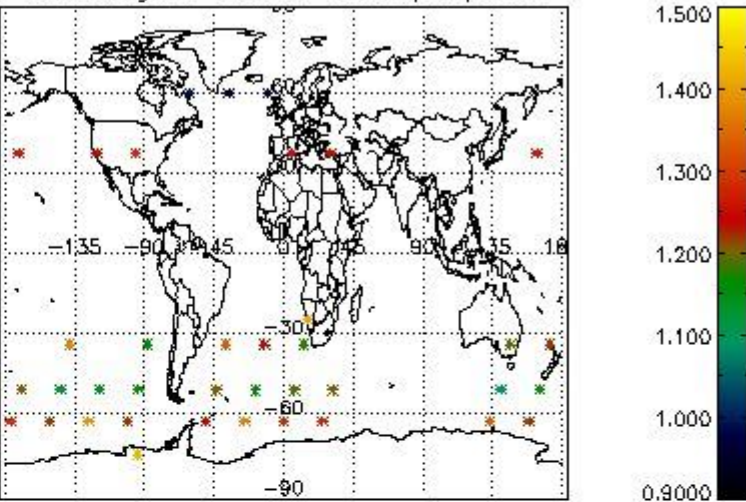


4.2.2 Plot level 1 quality information per product (world map): ENVISAT DESCENDING passes

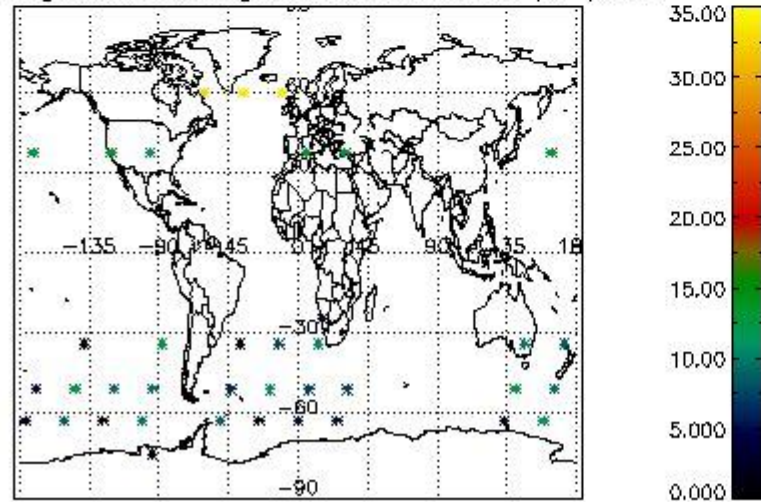
Percentage of cosmic ray hits per profile



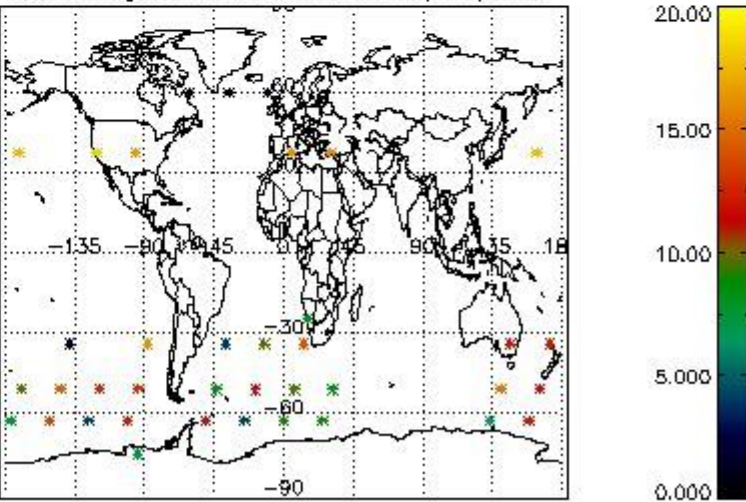
Percentage of datation errors per profile



Percentage of star falling outside central band per profile



Percentage of saturation errors per profile



5. Trace gas profiles

5.1 Ozone statistics based on quality of products

The final quality of the products can be "measured" using the STD (Standard Deviation) attached to every point profile. This information is written to the parameter GOM_NL__2P/NL_LOCAL_SPECIES_DENSITY/o3_std of the level 2 products. The table below shows the statistics for given STD ranges.

The statistics are given with respect to the overall valid production:

- Products without fatal errors: GOM_NL__2P/MPH/PRODUCT_ERR=0
- Valid point profile: GOM_NL__2P/NL_LOCAL_SPECIES_DENSITY/pcd(0)=0

The 'Criteria' is applied to valid points of dark limb products:

- Products in dark limb illumination condition: GOM_NL__2P/NL_SUMMARY_QUALITY/obs_ill_cond=0
- Products without fatal errors: GOM_NL__2P/MPH/PRODUCT_ERR=0
- Valid point profile: GOM_NL__2P/NL_LOCAL_SPECIES_DENSITY/pcd(0)=0

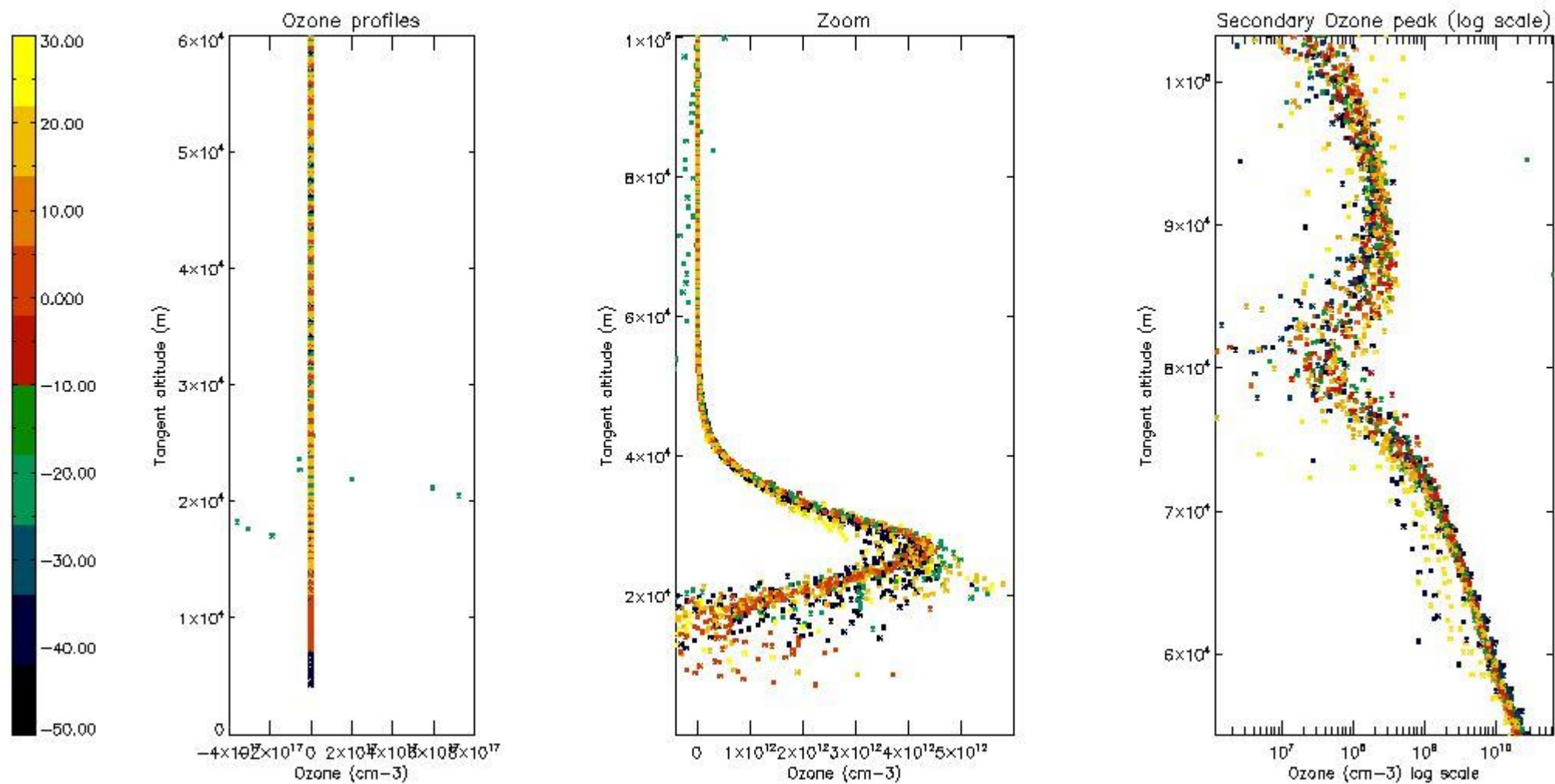
So, the table below shows the percentage of dark limb and valid observations for each criteria with respect to the overall valid daily observations.

Criteria	% of total production
All STD	42
STD < 20	24

STD < 10	21
STD < 5	14

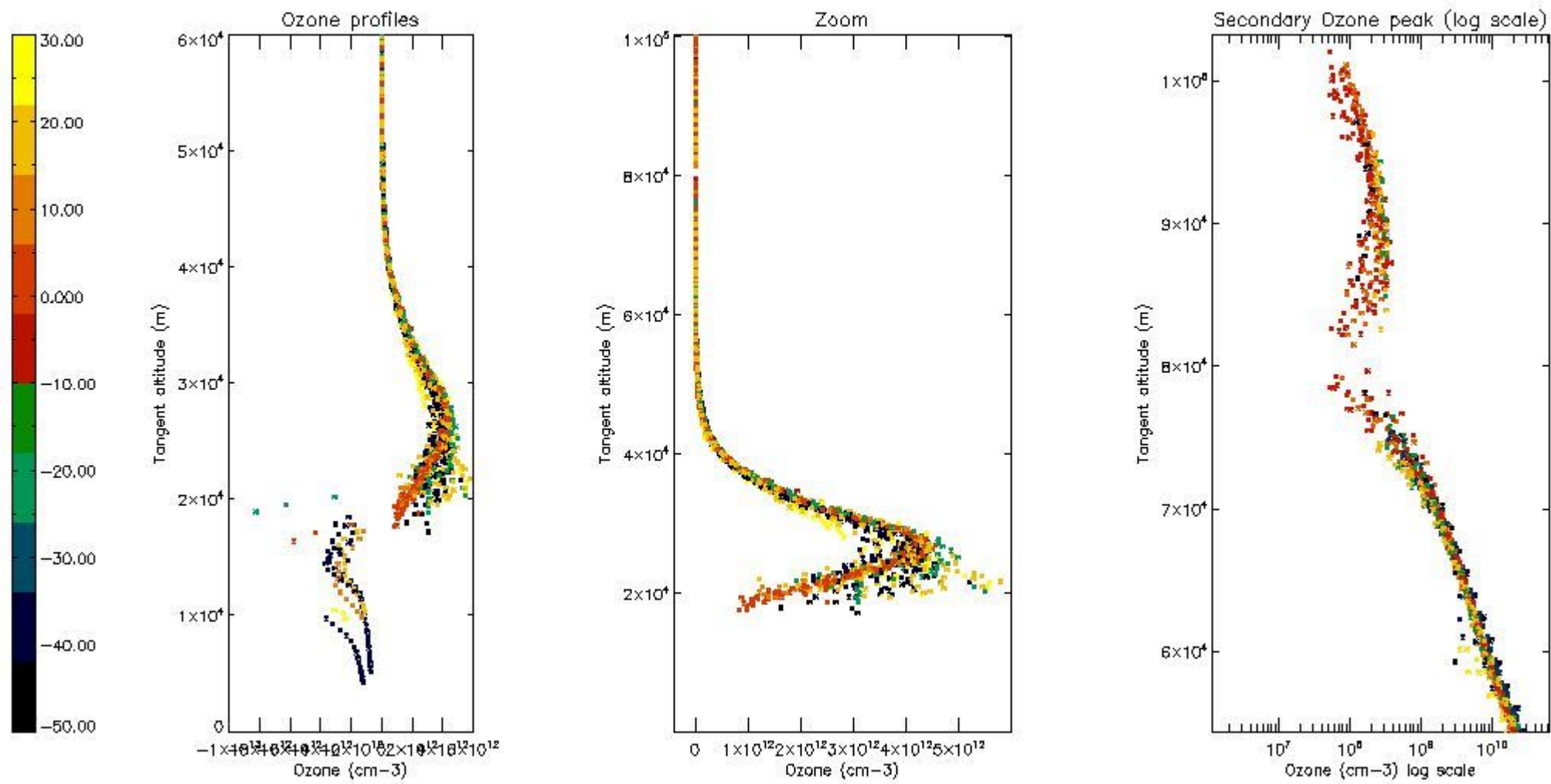
5.2 Plot ozone profiles for all STD (dark without errors)

The colorbar represents the latitude.



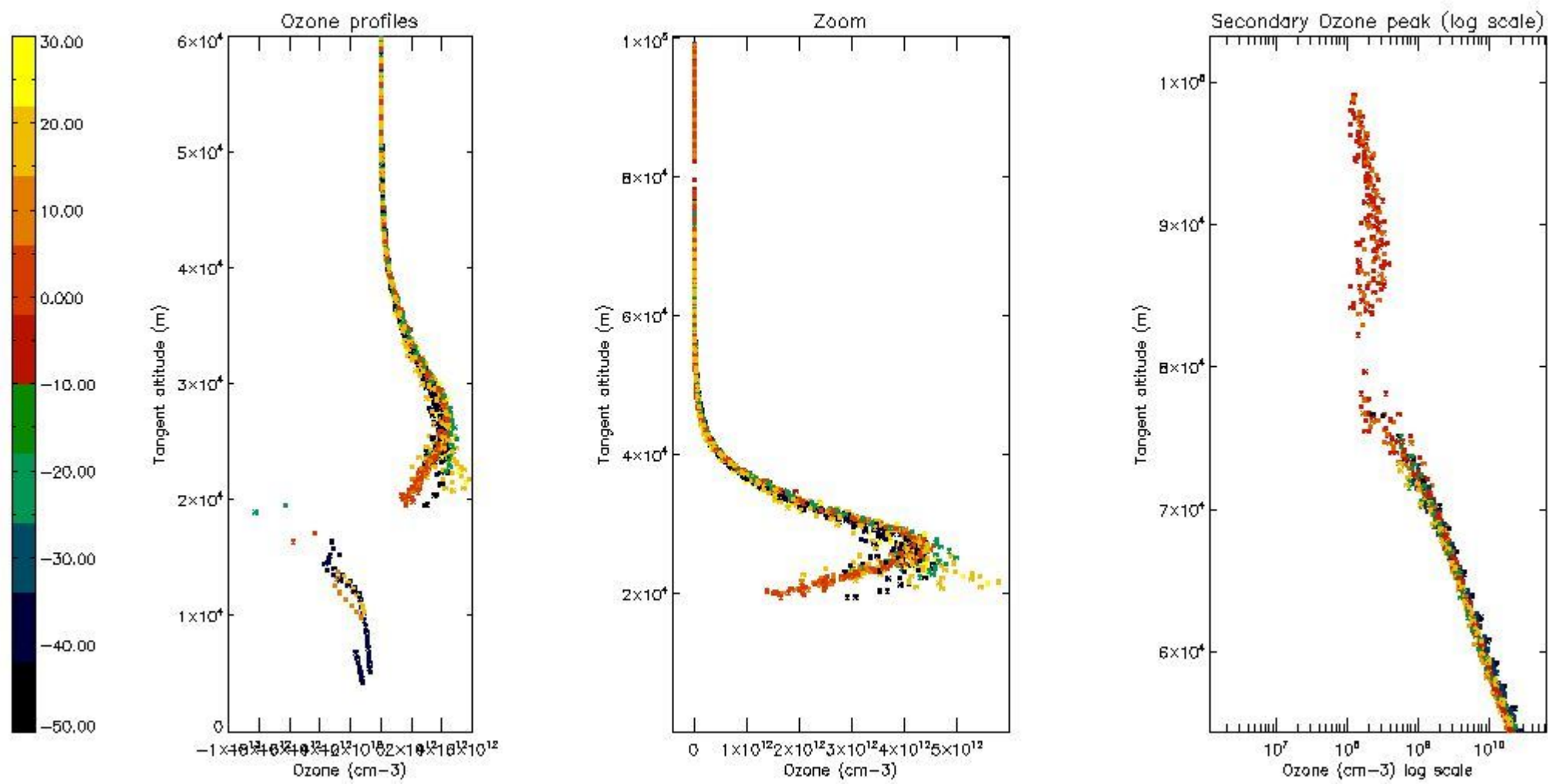
5.3 Plot ozone profiles where STD < 20% (dark without errors)

The colorbar represents the latitude.



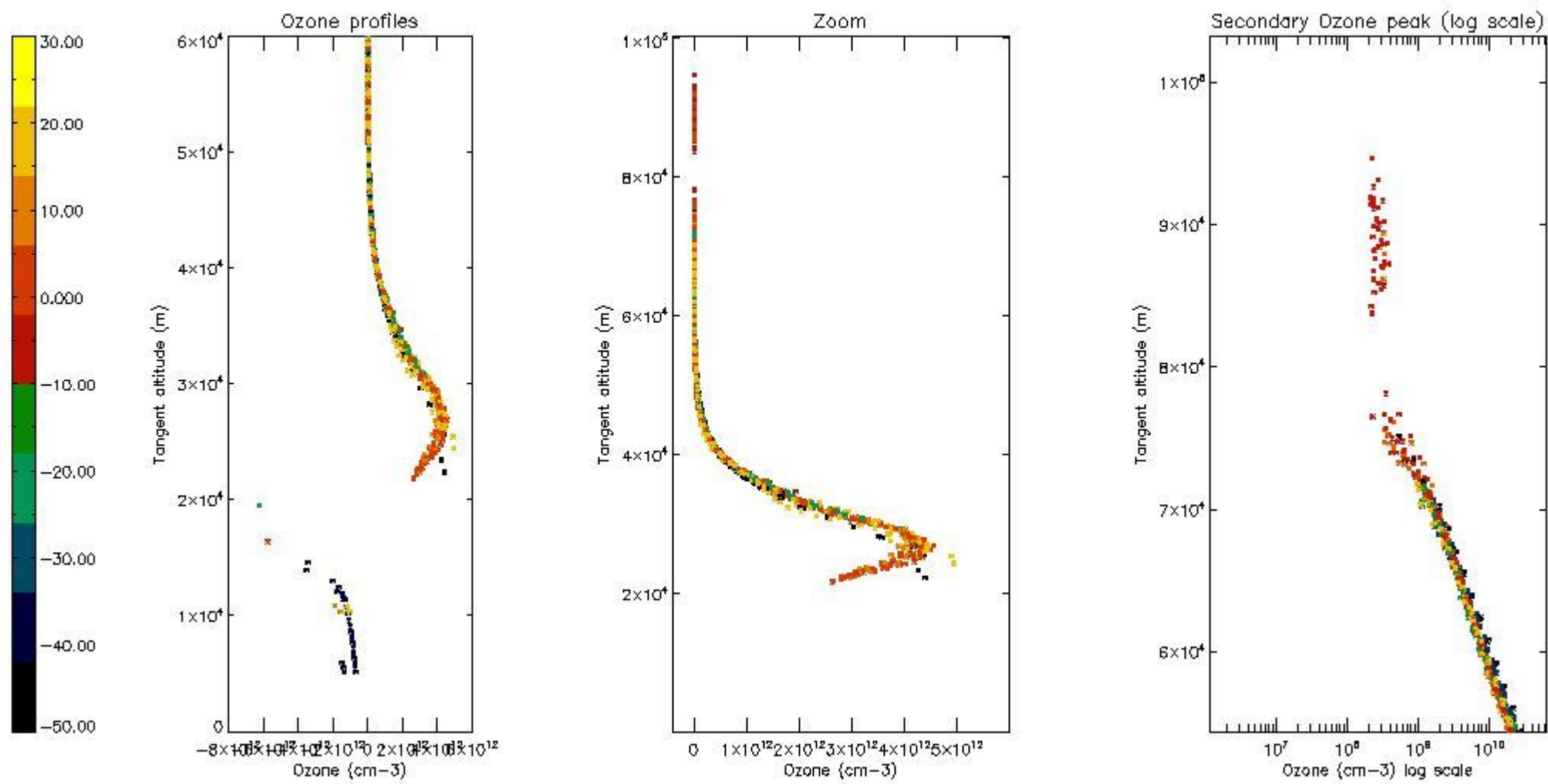
5.4 Plot ozone profiles where STD < 10% (dark without errors)

The colorbar represents the latitude.



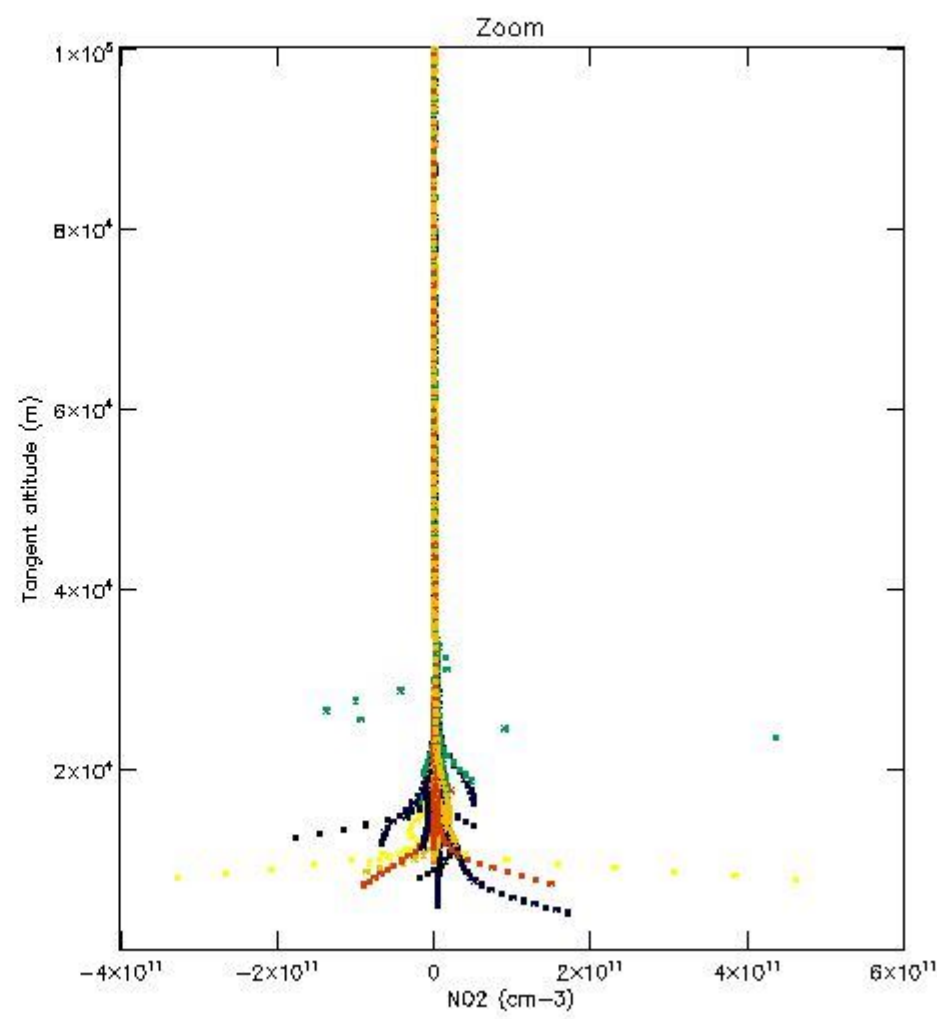
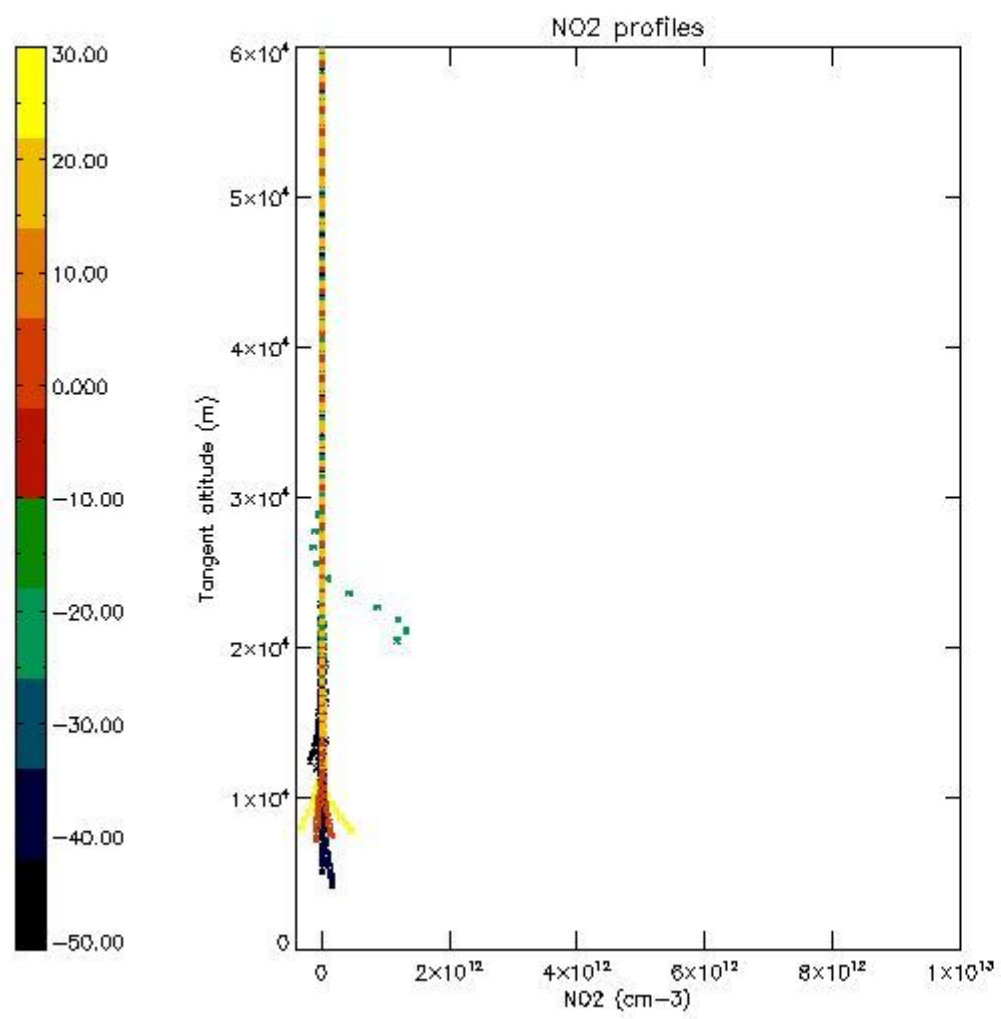
5.5 Plot ozone profiles where STD < 5% (dark without errors)

The colorbar represents the latitude.



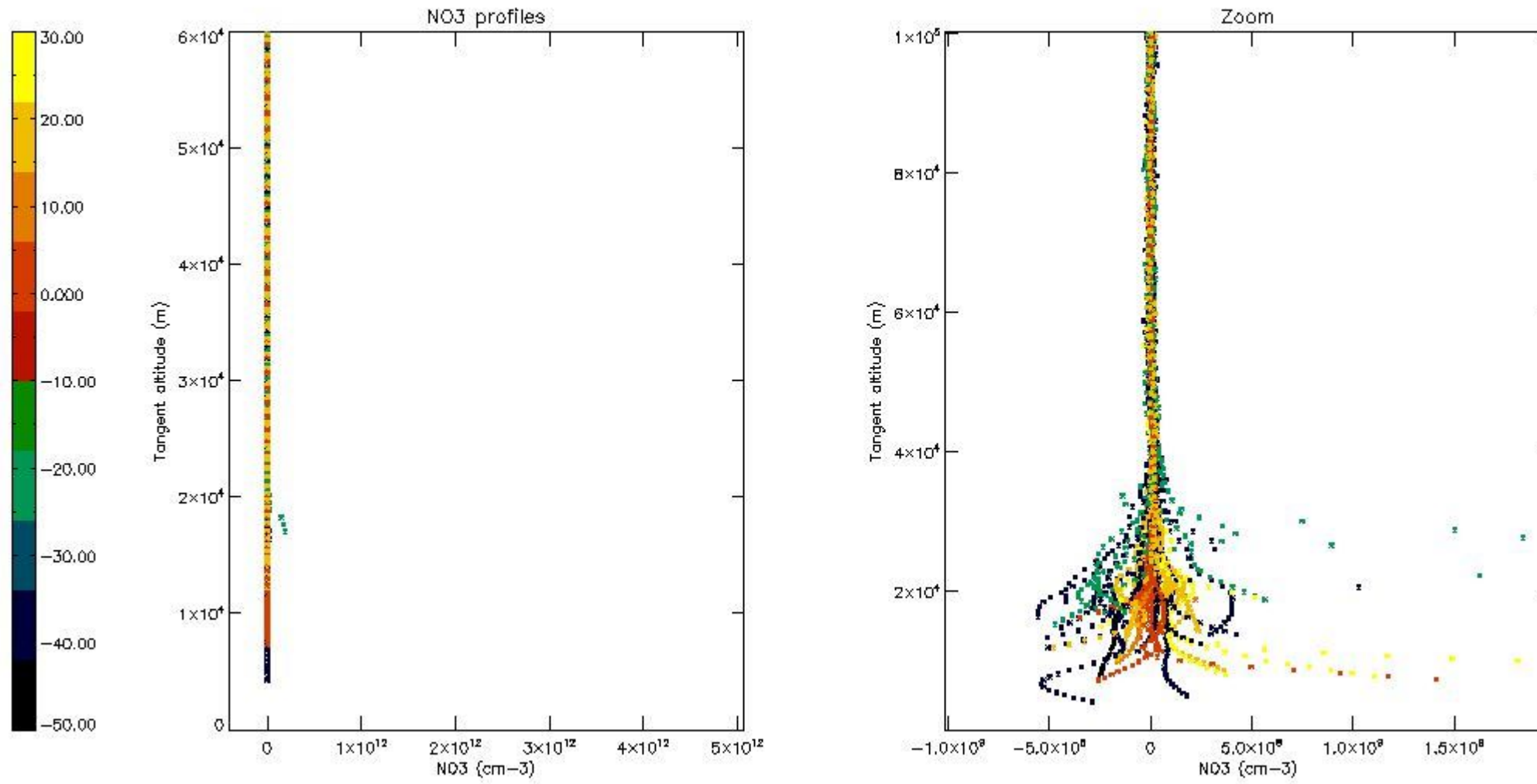
5.6 Plot NO₂ profiles for all STD (dark without errors)

The colorbar represents the latitude.



5.7 Plot NO3 profiles for all STD (dark without errors)

The colorbar represents the latitude.



6. Auxiliary Data Files used for the production reported in section 2

The number reported in the third column indicates since which file (see list in section 2) the corresponding auxiliary file has been used. The fourth column is the date of those product files.

Type	Auxiliary Filename	Used since product	Used since product date
INST_PHYS_CHARACTERISTICS	GOM_INS_AXVIEC20091111_143220_20030716_120000_20500101_000000	1	07-FEB-2010 07:09:45
LEVEL-2_PROC_CONFIG	GOM_PR2_AXVIEC20091111_152718_20020301_000000_20500101_000000	1	07-FEB-2010 07:09:45
CROSS_SECTIONS_FILE	GOM_CRS_AXVIEC20091111_154832_20020301_000000_20500101_000000	1	07-FEB-2010 07:09:45

GOMOS Level 2 Daily Report

SUMMARY

[1. General Info](#)

[2. Summary of processed GOM_NL_2P products](#)

[3. Level 2 Quality information per product](#)

[3.1 Plot of level 2 quality information per product \(time dependant\)](#)

[3.2 Plot of level 2 quality information per product \(world map\)](#)

[4. Level 1 Quality information per product \(stored on level 2 products\)](#)

[4.1 Plot of level 1 quality information per product \(time dependant\)](#)

[4.1.1 Plot of level 1 quality information per product \(time dependant\): ASCENDING](#)

[4.1.2 Plot of level 1 quality information per product \(time dependant\): DESCENDING](#)

[4.2 Plot of level 1 quality information per product \(world map\)](#)

[4.2.1 Plot of level 1 quality information per product \(world map\): ASCENDING](#)

[4.2.2 Plot of level 1 quality information per product \(world map\): DESCENDING](#)

[5. Ozone profiles based on quality statistics and other trace gas profiles](#)

[5.1 Ozone statistics based on quality of products](#)

[5.2 Plot ozone profiles for all STD \(dark without errors\)](#)

[5.3 Plot ozone profiles where STD < 20% \(dark without errors\)](#)

[5.4. Plot ozone profiles where STD < 10% \(dark without errors\)](#)

[5.5. Plot ozone profiles where STD < 5% \(dark without errors\)](#)

[5.6 Plot NO2 profiles for all STD \(dark without errors\)](#)

[5.7 Plot NO3 profiles for all STD \(dark without errors\)](#)

[5.8 Plot H2O profiles \(only for occultations of stars 1,2,3,4,13,14,16,26,63 dark without errors\) for all STD](#)

[6. Auxiliary Data Files used for the production reported in section 2](#)

This report presents the daily analysis on parameters extracted from GOMOS level 2 data (GOM_NL__2P). It is intended to monitor some important parameters that will impact the quality of these products. A list of level 2 products (and content) that have arrived during the reporting day to the PCF is also given.

Item	Value
Time of report generation	26APR2013 17:13:39
Data source version	GOMOS/6.01
Start time of products	07-02-2010 (07FEB2010 00:00:00)
Stop time of products	08-02-2010 (08FEB2010 00:00:00)
Store outputs in DB	Yes
Nb of level 2 prods	127
Nb of prods with errors	0

2. Summary of processed GOM_NL__2P products.

Nr	Filename	UTC Start time	Limb	Duration	Star Id	Star Name	Star Mag	Star Temp	Nb Meas	Orbit	Prod. error
1	GOM_NL__2PRFIN20100207_070945_000000422086_00378_41514_3936.N1	07-FEB-2010 07:09:45	Bright	41.500	119	14Eta Dra	2.7270	4700.0	83	41514	No
2	GOM_NL__2PRFIN20100207_071311_000000392086_00378_41514_3937.N1	07-FEB-2010 07:13:11	Bright	39.000	130	23Bet Dra	2.7990	5800.0	78	41514	No
3	GOM_NL__2PRFIN20100207_072744_000000572086_00378_41514_3938.N1	07-FEB-2010 07:27:44	Bright	57.000	126	60Bet Oph	2.7700	4250.0	114	41514	No
4	GOM_NL__2PRFIN20100207_073432_000000452086_00378_41514_3939.N1	07-FEB-2010 07:34:32	Twilight	44.500	86	35Eta Oph	2.4300	10200.	89	41514	No
5	GOM_NL__2PRFIN20100207_073650_000000452086_00378_41514_3940.N1	07-FEB-2010 07:36:50	Twilight	45.000	167	10Gam2Sgr	2.9840	4500.0	90	41514	No
6	GOM_NL__2PRFIN20100207_074233_000000402086_00378_41514_3941.N1	07-FEB-2010 07:42:33	Dark	39.500	147	Alp Ara	2.8770	26000.	79	41514	No
7	GOM_NL__2PRFIN20100207_074504_000000482086_00378_41514_3942.N1	07-FEB-2010 07:45:04	Dark	48.000	131	Gam Lup	2.8000	26000.	96	41514	No
8	GOM_NL__2PRFIN20100207_075104_000000412086_00379_41515_3944.N1	07-FEB-2010 07:51:04	Dark	41.000	10	Bet Cen	0.61000	28000.	82	41515	No
9	GOM_NL__2PRFIN20100207_075356_000000422086_00379_41515_3945.N1	07-FEB-2010 07:53:56	Dark	41.500	20	Bet Cru	1.2530	30000.	83	41515	No
10	GOM_NL__2PRFIN20100207_075525_000000572086_00379_41515_3946.N1	07-FEB-2010 07:55:25	Dark	56.500	64	Gam Cen	2.2000	10600.	113	41515	No
11	GOM_NL__2PRFIN20100207_075954_000000462086_00379_41515_3947.N1	07-FEB-2010 07:59:54	Dark	45.500	71	lot Car	2.2460	7700.0	91	41515	No
12	GOM_NL__2PRFIN20100207_081026_000000432086_00379_41515_3948.N1	07-FEB-2010 08:10:26	Straylight	42.500	132	15Rho Pup	2.8030	6900.0	85	41515	No
13	GOM_NL__2PRFIN20100207_082528_000000402086_00379_41515_3949.N1	07-FEB-2010 08:25:28	Bright	40.000	17	78Bet Gem	1.1610	4500.0	80	41515	No
14	GOM_NL__2PRFIN20100207_084252_000000362086_00379_41515_3950.N1	07-FEB-2010 08:42:52	Bright	35.500	49	1Alp UMi	1.9900	6300.0	71	41515	No
15	GOM_NL__2PRFIN20100207_084533_000000432086_00379_41515_3951.N1	07-FEB-2010 08:45:33	Bright	42.500	60	7Bet UMi	2.0810	3950.0	85	41515	No
16	GOM_NL__2PRFIN20100207_085021_000000422086_00379_41515_3952.N1	07-FEB-2010 08:50:21	Bright	42.000	119	14Eta Dra	2.7270	4700.0	84	41515	No
17	GOM_NL__2PRFIN20100207_085347_000000392086_00379_41515_3953.N1	07-FEB-2010 08:53:47	Bright	39.000	130	23Bet Dra	2.7990	5800.0	78	41515	No
18	GOM_NL__2PRFIN20100207_090609_000000432086_00379_41515_3954.N1	07-FEB-2010 09:06:09	Bright	42.500	59	55Alp Oph	2.0800	8900.0	85	41515	No
19	GOM_NL__2PRFIN20100207_090820_000000442086_00379_41515_3955.N1	07-FEB-2010 09:08:20	Bright	44.000	126	60Bet Oph	2.7700	4250.0	88	41515	No
20	GOM_NL__2PRFIN20100207_091509_000000492086_00379_41515_3956.N1	07-FEB-2010 09:15:09	Twilight	48.500	86	35Eta Oph	2.4300	10200.	97	41515	No
21	GOM_NL__2PRFIN20100207_092119_000000512086_00379_41515_3957.N1	07-FEB-2010 09:21:19	Dark	50.500	40	The Sco	1.8590	7100.0	101	41515	No
22	GOM_NL__2PRFIN20100207_092309_000000422086_00379_41515_3958.N1	07-FEB-2010 09:23:09	Dark	41.500	147	Alp Ara	2.8770	26000.	83	41515	No
23	GOM_NL__2PRFIN20100207_093140_000000422086_00380_41516_3952.N1	07-FEB-2010 09:31:40	Dark	42.000	10	Bet Cen	0.61000	28000.	84	41516	No
24	GOM_NL__2PRFIN20100207_093433_000000432086_00380_41516_3953.N1	07-FEB-2010 09:34:33	Dark	43.000	20	Bet Cru	1.2530	30000.	86	41516	No
25	GOM_NL__2PRFIN20100207_093602_000000462086_00380_41516_3954.N1	07-FEB-2010 09:36:02	Dark	46.000	64	Gam Cen	2.2000	10600.	92	41516	No
26	GOM_NL__2PRFIN20100207_094030_000000472086_00380_41516_3955.N1	07-FEB-2010 09:40:30	Dark	47.000	71	lot Car	2.2460	7700.0	94	41516	No
27	GOM_NL__2PRFIN20100207_095102_000000402086_00380_41516_3956.N1	07-FEB-2010 09:51:02	Straylight	39.500	132	15Rho Pup	2.8030	6900.0	79	41516	No
28	GOM_NL__2PRFIN20100207_100604_000000402086_00380_41516_3957.N1	07-FEB-2010 10:06:04	Bright	40.000	17	78Bet Gem	1.1610	4500.0	80	41516	No
29	GOM_NL__2PRFIN20100207_102609_000000412086_00380_41516_3958.N1	07-FEB-2010 10:26:09	Bright	40.500	60	7Bet UMi	2.0810	3950.0	81	41516	No
30	GOM_NL__2PRFIN20100207_103057_000000432086_00380_41516_3959.N1	07-FEB-2010 10:30:57	Bright	43.000	119	14Eta Dra	2.7270	4700.0	86	41516	No
31	GOM_NL__2PRFIN20100207_103422_000000372086_00380_41516_3960.N1	07-FEB-2010 10:34:22	Bright	36.500	130	23Bet Dra	2.7990	5800.0	73	41516	No
32	GOM_NL__2PRFIN20100207_104646_000000412086_00380_41516_3961.N1	07-FEB-2010 10:46:46	Bright	40.500	59	55Alp Oph	2.0800	8900.0	81	41516	No
33	GOM_NL__2PRFIN20100207_104856_000000432086_00380_41516_3962.N1	07-FEB-2010 10:48:56	Bright	42.500	126	60Bet Oph	2.7700	4250.0	85	41516	No
34	GOM_NL__2PRFIN20100207_105545_000000472086_00380_41516_3963.N1	07-FEB-2010 10:55:45	Twilight	46.500	86	35Eta Oph	2.4300	10200.	93	41516	No
35	GOM_NL__2PRFIN20100207_105802_000000452086_00380_41516_3964.N1	07-FEB-2010 10:58:02	Twilight	44.500	167	10Gam2Sgr	2.9840	4500.0	89	41516	No
36	GOM_NL__2PRFIN20100207_110346_000000412086_00380_41516_3965.N1	07-FEB-2010 11:03:46	Dark	40.500	147	Alp Ara	2.8770	26000.	81	41516	No
37	GOM_NL__2PRFIN20100207_110617_000000482086_00380_41516_3966.N1	07-FEB-2010 11:06:17	Dark	47.500	131	Gam Lup	2.8000	26000.	95	41516	No
38	GOM_NL__2PRFIN20100207_111217_000000452086_00381_41517_3960.N1	07-FEB-2010 11:12:17	Dark	45.000	10	Bet Cen	0.61000	28000.	90	41517	No
39	GOM_NL__2PRFIN20100207_111509_000000442086_00381_41517_3961.N1	07-FEB-2010 11:15:09	Dark	43.500	20	Bet Cru	1.2530	30000.	87	41517	No
40	GOM_NL__2PRFIN20100207_111638_000000482086_00381_41517_3962.N1	07-FEB-2010 11:16:38	Dark	47.500	64	Gam Cen	2.2000	10600.	95	41517	No
41	GOM_NL__2PRFIN20100207_112106_000000472086_00381_41517_3963.N1	07-FEB-2010 11:21:06	Dark	47.000	71	lot Car	2.2460	7700.0	94	41517	No
42	GOM_NL__2PRFIN20100207_113138_000000412086_00381_41517_3964.N1	07-FEB-2010 11:31:38	Straylight	40.500	132	15Rho Pup	2.8030	6900.0	81	41517	No

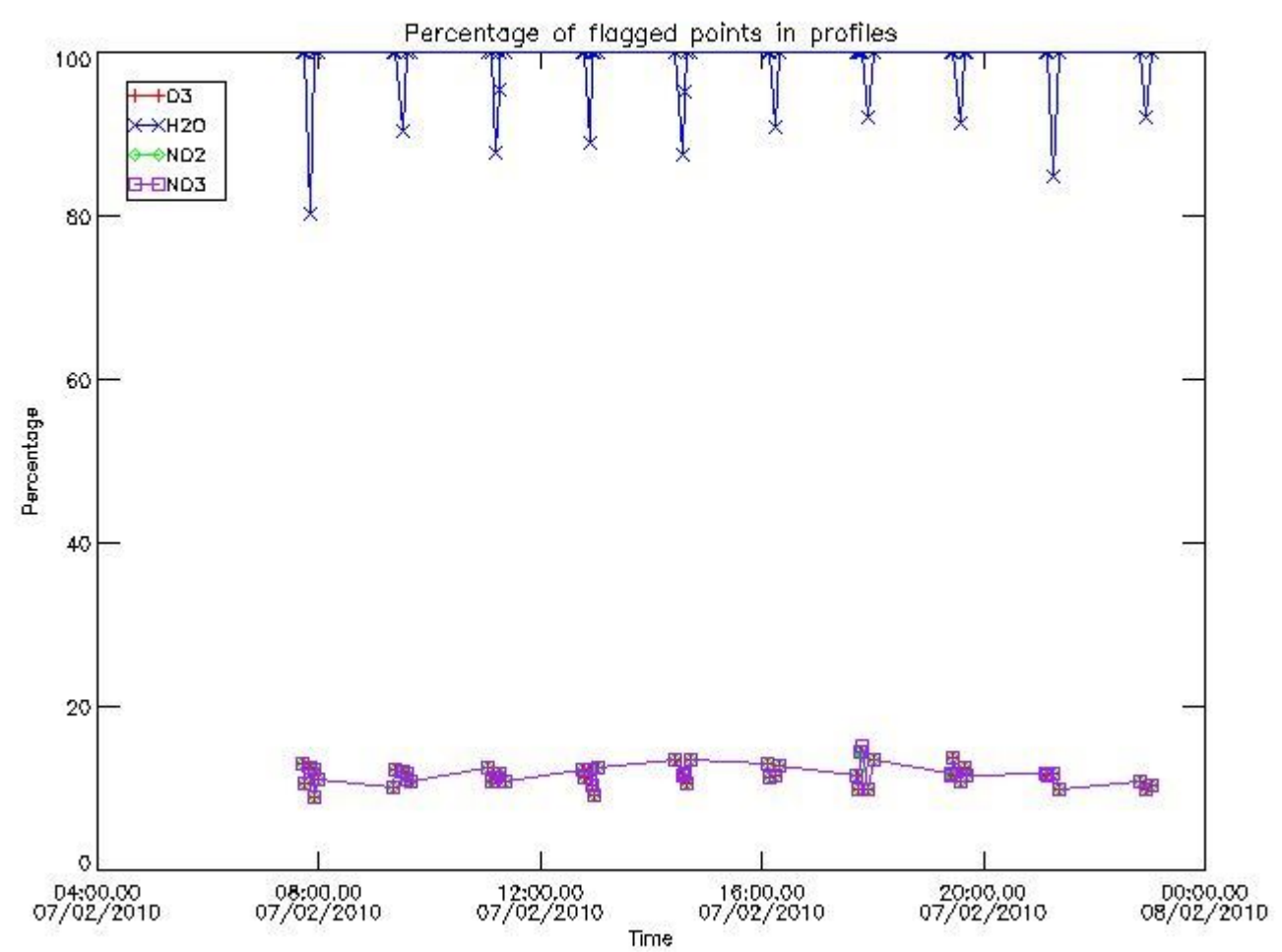
43	GOM_NL__2PRFIN20100207_114012_000000522086_00381_41517_3965.N1	07-FEB-2010 11:40:12	Twilight	52.000	8	10Alp CMI	0.40000	6500.0	104	41517	No
44	GOM_NL__2PRFIN20100207_120644_000000382086_00381_41517_3966.N1	07-FEB-2010 12:06:44	Bright	37.500	60	7Bet UMi	2.0810	3950.0	75	41517	No
45	GOM_NL__2PRFIN20100207_121132_000000422086_00381_41517_3967.N1	07-FEB-2010 12:11:32	Bright	41.500	119	14Eta Dra	2.7270	4700.0	83	41517	No
46	GOM_NL__2PRFIN20100207_121458_000000412086_00381_41517_3968.N1	07-FEB-2010 12:14:58	Bright	40.500	130	23Bet Dra	2.7990	5800.0	81	41517	No
47	GOM_NL__2PRFIN20100207_122722_000000582086_00381_41517_3969.N1	07-FEB-2010 12:27:22	Bright	58.000	59	55Alp Oph	2.0800	8900.0	116	41517	No
48	GOM_NL__2PRFIN20100207_122932_000000432086_00381_41517_3970.N1	07-FEB-2010 12:29:32	Bright	42.500	126	60Bet Oph	2.7700	4250.0	85	41517	No
49	GOM_NL__2PRFIN20100207_123621_000000462086_00381_41517_3971.N1	07-FEB-2010 12:36:21	Twilight	45.500	86	35Eta Oph	2.4300	10200.	91	41517	No
50	GOM_NL__2PRFIN20100207_123838_000000422086_00381_41517_3972.N1	07-FEB-2010 12:38:38	Twilight	41.500	167	10Gam2Sgr	2.9840	4500.0	83	41517	No
51	GOM_NL__2PRFIN20100207_124422_000000422086_00381_41517_3973.N1	07-FEB-2010 12:44:22	Dark	41.500	147	Alp Ara	2.8770	26000.	83	41517	No
52	GOM_NL__2PRFIN20100207_124654_000000452086_00381_41517_3974.N1	07-FEB-2010 12:46:54	Dark	45.000	131	Gam Lup	2.8000	26000.	90	41517	No
53	GOM_NL__2PRFIN20100207_125253_000000422086_00382_41518_3968.N1	07-FEB-2010 12:52:53	Dark	41.500	10	Bet Cen	0.61000	28000.	83	41518	No
54	GOM_NL__2PRFIN20100207_125546_000000492086_00382_41518_3969.N1	07-FEB-2010 12:55:46	Dark	49.000	20	Bet Cru	1.2530	30000.	98	41518	No
55	GOM_NL__2PRFIN20100207_125715_000000552086_00382_41518_3970.N1	07-FEB-2010 12:57:15	Dark	55.000	64	Gam Cen	2.2000	10600.	110	41518	No
56	GOM_NL__2PRFIN20100207_130142_000000412086_00382_41518_3971.N1	07-FEB-2010 13:01:42	Dark	40.500	71	lot Car	2.2460	7700.0	81	41518	No
57	GOM_NL__2PRFIN20100207_132048_000000522086_00382_41518_3972.N1	07-FEB-2010 13:20:48	Twilight	52.000	8	10Alp CMI	0.40000	6500.0	104	41518	No
58	GOM_NL__2PRFIN20100207_135927_000000352086_00382_41518_3973.N1	07-FEB-2010 13:59:27	Bright	35.000	5	3Alp Lyr	0.033000	11000.	70	41518	No
59	GOM_NL__2PRFIN20100207_140758_000000402086_00382_41518_3974.N1	07-FEB-2010 14:07:58	Bright	40.000	59	55Alp Oph	2.0800	8900.0	80	41518	No
60	GOM_NL__2PRFIN20100207_141009_000000482086_00382_41518_3975.N1	07-FEB-2010 14:10:09	Bright	47.500	126	60Bet Oph	2.7700	4250.0	95	41518	No
61	GOM_NL__2PRFIN20100207_141658_000000452086_00382_41518_3976.N1	07-FEB-2010 14:16:58	Twilight	45.000	86	35Eta Oph	2.4300	10200.	90	41518	No
62	GOM_NL__2PRFIN20100207_142459_000000382086_00382_41518_3977.N1	07-FEB-2010 14:24:59	Dark	37.500	147	Alp Ara	2.8770	26000.	75	41518	No
63	GOM_NL__2PRFIN20100207_143330_000000452086_00383_41519_3976.N1	07-FEB-2010 14:33:30	Dark	44.500	10	Bet Cen	0.61000	28000.	89	41519	No
64	GOM_NL__2PRFIN20100207_143622_000000432086_00383_41519_3977.N1	07-FEB-2010 14:36:22	Dark	43.000	20	Bet Cru	1.2530	30000.	86	41519	No
65	GOM_NL__2PRFIN20100207_143752_000000482086_00383_41519_3978.N1	07-FEB-2010 14:37:52	Dark	48.000	64	Gam Cen	2.2000	10600.	96	41519	No
66	GOM_NL__2PRFIN20100207_144218_000000382086_00383_41519_3979.N1	07-FEB-2010 14:42:18	Dark	37.500	71	lot Car	2.2460	7700.0	75	41519	No
67	GOM_NL__2PRFIN20100207_150124_000000512086_00383_41519_3980.N1	07-FEB-2010 15:01:24	Twilight	50.500	8	10Alp CMI	0.40000	6500.0	101	41519	No
68	GOM_NL__2PRFIN20100207_152755_000000432086_00383_41519_3981.N1	07-FEB-2010 15:27:55	Bright	43.000	60	7Bet UMi	2.0810	3950.0	86	41519	No
69	GOM_NL__2PRFIN20100207_153244_000000432086_00383_41519_3982.N1	07-FEB-2010 15:32:44	Bright	43.000	119	14Eta Dra	2.7270	4700.0	86	41519	No
70	GOM_NL__2PRFIN20100207_153610_000000412086_00383_41519_3983.N1	07-FEB-2010 15:36:10	Bright	41.000	130	23Bet Dra	2.7990	5800.0	82	41519	No
71	GOM_NL__2PRFIN20100207_154834_000000432086_00383_41519_3984.N1	07-FEB-2010 15:48:34	Bright	43.000	59	55Alp Oph	2.0800	8900.0	86	41519	No
72	GOM_NL__2PRFIN20100207_155045_000000422086_00383_41519_3985.N1	07-FEB-2010 15:50:45	Bright	42.000	126	60Bet Oph	2.7700	4250.0	84	41519	No
73	GOM_NL__2PRFIN20100207_155734_000000462086_00383_41519_3986.N1	07-FEB-2010 15:57:34	Twilight	46.000	86	35Eta Oph	2.4300	10200.	92	41519	No
74	GOM_NL__2PRFIN20100207_155950_000000442086_00383_41519_3987.N1	07-FEB-2010 15:59:50	Twilight	44.000	167	10Gam2Sgr	2.9840	4500.0	88	41519	No
75	GOM_NL__2PRFIN20100207_160535_000000402086_00383_41519_3988.N1	07-FEB-2010 16:05:35	Dark	39.500	147	Alp Ara	2.8770	26000.	79	41519	No
76	GOM_NL__2PRFIN20100207_160808_000000452086_00383_41519_3989.N1	07-FEB-2010 16:08:08	Dark	45.000	131	Gam Lup	2.8000	26000.	90	41519	No
77	GOM_NL__2PRFIN20100207_161407_000000442086_00384_41520_3984.N1	07-FEB-2010 16:14:07	Dark	44.000	10	Bet Cen	0.61000	28000.	88	41520	No
78	GOM_NL__2PRFIN20100207_161946_000000442086_00384_41520_3985.N1	07-FEB-2010 16:19:46	Dark	43.500	99	Del Cen	2.5750	26000.	87	41520	No
79	GOM_NL__2PRFIN20100207_164828_000000392086_00384_41520_3986.N1	07-FEB-2010 16:48:28	Bright	39.000	17	78Bet Gem	1.1610	4500.0	78	41520	No
80	GOM_NL__2PRFIN20100207_171320_000000442086_00384_41520_3987.N1	07-FEB-2010 17:13:20	Bright	43.500	119	14Eta Dra	2.7270	4700.0	87	41520	No
81	GOM_NL__2PRFIN20100207_171646_000000362086_00384_41520_3988.N1	07-FEB-2010 17:16:46	Bright	36.000	130	23Bet Dra	2.7990	5800.0	72	41520	No
82	GOM_NL__2PRFIN20100207_172910_000000432086_00384_41520_3989.N1	07-FEB-2010 17:29:10	Bright	42.500	59	55Alp Oph	2.0800	8900.0	85	41520	No
83	GOM_NL__2PRFIN20100207_173122_000000572086_00384_41520_3990.N1	07-FEB-2010 17:31:22	Bright	57.000	126	60Bet Oph	2.7700	4250.0	114	41520	No
84	GOM_NL__2PRFIN20100207_173811_000000502086_00384_41520_3991.N1	07-FEB-2010 17:38:11	Twilight	50.000	86	35Eta Oph	2.4300	10200.	100	41520	No
85	GOM_NL__2PRFIN20100207_174257_000000482086_00384_41520_3992.N1	07-FEB-2010 17:42:57	Dark	48.000	25	35Lam Sco	1.6200	28000.	96	41520	No
86	GOM_NL__2PRFIN20100207_174421_000000522086_00384_41520_3993.N1	07-FEB-2010 17:44:21	Dark	52.000	40	The Sco	1.8590	7100.0	104	41520	No
87	GOM_NL__2PRFIN20100207_174611_000000422086_00384_41520_3994.N1	07-FEB-2010 17:46:11	Dark	42.000	147	Alp Ara	2.8770	26000.	84	41520	No
88	GOM_NL__2PRFIN20100207_174845_000000472086_00384_41520_3995.N1	07-FEB-2010 17:48:45	Dark	47.000	131	Gam Lup	2.8000	26000.	94	41520	No
89	GOM_NL__2PRFIN20100207_175443_000000512086_00385_41521_3992.N1	07-FEB-2010 17:54:43	Dark	51.000	10	Bet Cen	0.61000	28000.	102	41521	No
90	GOM_NL__2PRFIN20100207_180023_000000452086_00385_41521_3993.N1	07-FEB-2010 18:00:23	Dark	44.500	99	Del Cen	2.5750	26000.	89	41521	No
91	GOM_NL__2PRFIN20100207_182903_000000412086_00385_41521_3994.N1	07-FEB-2010 18:29:03	Bright	40.500	17	78Bet Gem	1.1610	4500.0	81	41521	No
92	GOM_NL__2PRFIN20100207_184906_000000372086_00385_41521_3995.N1	07-FEB-2010 18:49:06	Bright	36.500	60	7Bet UMi	2.0810	3950.0	73	41521	No
93	GOM_NL__2PRFIN20100207_185355_000000452086_00385_41521_3996.N1	07-FEB-2010 18:53:55	Bright	44.500	119	14Eta Dra	2.7270	4700.0	89	41521	No
94	GOM_NL__2PRFIN20100207_185722_000000412086_00385_41521_3997.N1	07-FEB-2010 18:57:22	Bright	41.000	130	23Bet Dra	2.7990	5800.0	82	41521	No
95	GOM_NL__2PRFIN20100207_190947_000000582086_00385_41521_3998.N1	07-FEB-2010 19:09:47	Bright	58.000	59	55Alp Oph	2.0800	8900.0	116	41521	No
96	GOM_NL__2PRFIN20100207_191158_000000572086_00385_41521_3999.N1	07-FEB-2010 19:11:58	Bright	57.000	126	60Bet Oph	2.7700	4250.0	114	41521	No
97	GOM_NL__2PRFIN20100207_191848_000000472086_00385_41521_4000.N1	07-FEB-2010 19:18:48	Twilight	46.500	86	35Eta Oph	2.4300	10200.	93	41521	No
98	GOM_NL__2PRFIN20100207_192333_000000442086_00385_41521_4001.N1	07-FEB-2010 19:23:33	Dark	43.500	25	35Lam Sco	1.6200	28000.	87	41521	No
99	GOM_NL__2PRFIN20100207_192457_000000442086_00385_41521_4002.N1	07-FEB-2010 19:24:57	Dark	44.000	40	The Sco	1.8590	7100.0	88	41521	No
100	GOM_NL__2PRFIN20100207_192647_000000412086_00385_41521_4003.N1	07-FEB-2010 19:26:47	Dark	41.000	147	Alp Ara	2.8770	26000.	82	41521	No
101	GOM_NL__2PRFIN20100207_193520_000000472086_00386_41522_4000.N1	07-FEB-2010 19:35:20	Dark	47.000	10	Bet Cen	0.61000	28000.	94	41522	No

102	GOM_NL__2PRFIN20100207_193836_000000412086_00386_41522_4001.N1	07-FEB-2010 19:38:36	Dark	41.000	12	Alp1Cru	0.77500	30000.	82	41522	No
103	GOM_NL__2PRFIN20100207_194059_000000442086_00386_41522_4002.N1	07-FEB-2010 19:40:59	Dark	44.000	99	Del Cen	2.5750	26000.	88	41522	No
104	GOM_NL__2PRFIN20100207_194826_000000452086_00386_41522_4003.N1	07-FEB-2010 19:48:26	Straylight	45.000	65	Lam Vel	2.2040	4400.0	90	41522	No
105	GOM_NL__2PRFIN20100207_203431_000000422086_00386_41522_4004.N1	07-FEB-2010 20:34:31	Bright	41.500	119	14Eta Dra	2.7270	4700.0	83	41522	No
106	GOM_NL__2PRFIN20100207_203758_000000392086_00386_41522_4005.N1	07-FEB-2010 20:37:58	Bright	39.000	130	23Bet Dra	2.7990	5800.0	78	41522	No
107	GOM_NL__2PRFIN20100207_205023_000000582086_00386_41522_4006.N1	07-FEB-2010 20:50:23	Bright	58.000	59	55Alp Oph	2.0800	8900.0	116	41522	No
108	GOM_NL__2PRFIN20100207_205234_000000572086_00386_41522_4007.N1	07-FEB-2010 20:52:34	Bright	56.500	126	60Bet Oph	2.7700	4250.0	113	41522	No
109	GOM_NL__2PRFIN20100207_205924_000000482086_00386_41522_4008.N1	07-FEB-2010 20:59:24	Twilight	47.500	86	35Eta Oph	2.4300	10200.	95	41522	No
110	GOM_NL__2PRFIN20100207_210724_000000432086_00386_41522_4009.N1	07-FEB-2010 21:07:24	Dark	43.000	147	Alp Ara	2.8770	26000.	86	41522	No
111	GOM_NL__2PRFIN20100207_210959_000000452086_00386_41522_4010.N1	07-FEB-2010 21:09:59	Dark	44.500	131	Gam Lup	2.8000	26000.	89	41522	No
112	GOM_NL__2PRFIN20100207_211556_000000432086_00387_41523_4028.N1	07-FEB-2010 21:15:56	Dark	43.000	10	Bet Cen	0.61000	28000.	86	41523	No
113	GOM_NL__2PRFIN20100207_212136_000000512086_00387_41523_4029.N1	07-FEB-2010 21:21:36	Dark	51.000	99	Del Cen	2.5750	26000.	102	41523	No
114	GOM_NL__2PRFIN20100207_215015_000000402086_00387_41523_4030.N1	07-FEB-2010 21:50:15	Bright	39.500	17	78Bet Gem	1.1610	4500.0	79	41523	No
115	GOM_NL__2PRFIN20100207_221018_000000412086_00387_41523_4031.N1	07-FEB-2010 22:10:18	Bright	41.000	60	7Bet UMi	2.0810	3950.0	82	41523	No
116	GOM_NL__2PRFIN20100207_221507_000000432086_00387_41523_4032.N1	07-FEB-2010 22:15:07	Bright	43.000	119	14Eta Dra	2.7270	4700.0	86	41523	No
117	GOM_NL__2PRFIN20100207_221834_000000412086_00387_41523_4033.N1	07-FEB-2010 22:18:34	Bright	41.000	130	23Bet Dra	2.7990	5800.0	82	41523	No
118	GOM_NL__2PRFIN20100207_223059_000000582086_00387_41523_4034.N1	07-FEB-2010 22:30:59	Bright	58.000	59	55Alp Oph	2.0800	8900.0	116	41523	No
119	GOM_NL__2PRFIN20100207_223311_000000412086_00387_41523_4035.N1	07-FEB-2010 22:33:11	Bright	40.500	126	60Bet Oph	2.7700	4250.0	81	41523	No
120	GOM_NL__2PRFIN20100207_224001_000000462086_00387_41523_4036.N1	07-FEB-2010 22:40:01	Twilight	45.500	86	35Eta Oph	2.4300	10200.	91	41523	No
121	GOM_NL__2PRFIN20100207_225035_000000472086_00387_41523_4037.N1	07-FEB-2010 22:50:35	Dark	47.000	131	Gam Lup	2.8000	26000.	94	41523	No
122	GOM_NL__2PRFIN20100207_225632_000000512086_00388_41524_4036.N1	07-FEB-2010 22:56:32	Dark	51.000	10	Bet Cen	0.61000	28000.	102	41524	No
123	GOM_NL__2PRFIN20100207_230212_000000492086_00388_41524_4037.N1	07-FEB-2010 23:02:12	Dark	49.000	99	Del Cen	2.5750	26000.	98	41524	No
124	GOM_NL__2PRFIN20100207_233051_000000402086_00388_41524_4038.N1	07-FEB-2010 23:30:51	Bright	39.500	17	78Bet Gem	1.1610	4500.0	79	41524	No
125	GOM_NL__2PRFIN20100207_235053_000000422086_00388_41524_4039.N1	07-FEB-2010 23:50:53	Bright	42.000	60	7Bet UMi	2.0810	3950.0	84	41524	No
126	GOM_NL__2PRFIN20100207_235542_000000462086_00388_41524_4040.N1	07-FEB-2010 23:55:42	Bright	45.500	119	14Eta Dra	2.7270	4700.0	91	41524	No
127	GOM_NL__2PRFIN20100207_235910_000000382086_00388_41524_4041.N1	07-FEB-2010 23:59:10	Bright	37.500	130	23Bet Dra	2.7990	5800.0	75	41524	No

3. Quality information per product

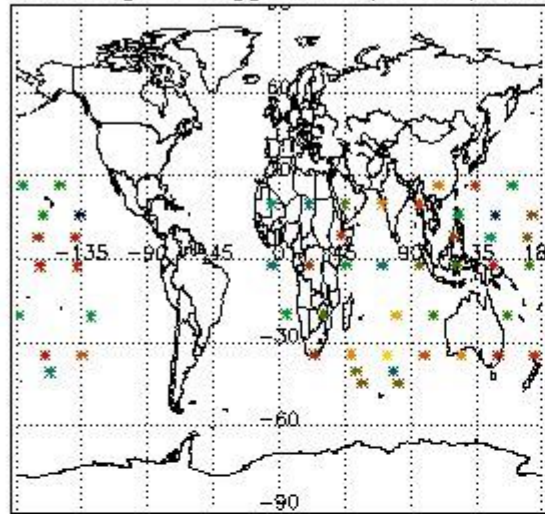
In this section it is plotted some information contained in the Quality Summary data set of the level 2 products. Only products in dark limb conditions and without errors (error flag in the MPH set to "0") are used.

3.1 Plot quality information per product (time dependant)

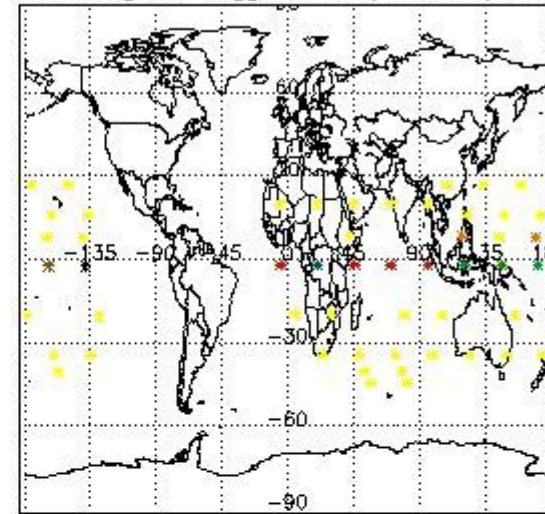


3.2 Plot quality information per product (world map)

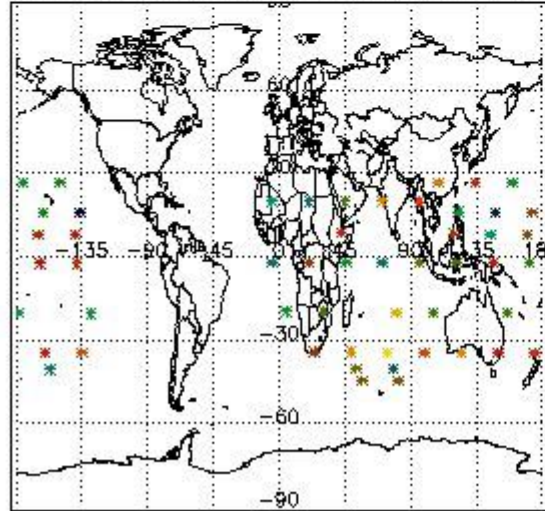
Percentage of flagged data per O3 profile



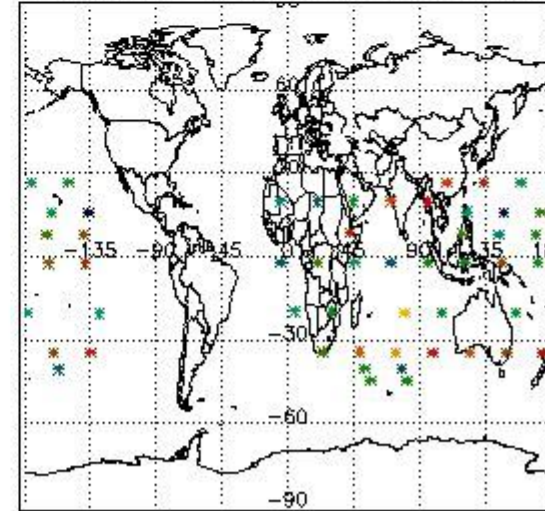
Percentage of flagged data per H2O profile



Percentage of flagged data per NO2 profile



Percentage of flagged data per NO3 profile

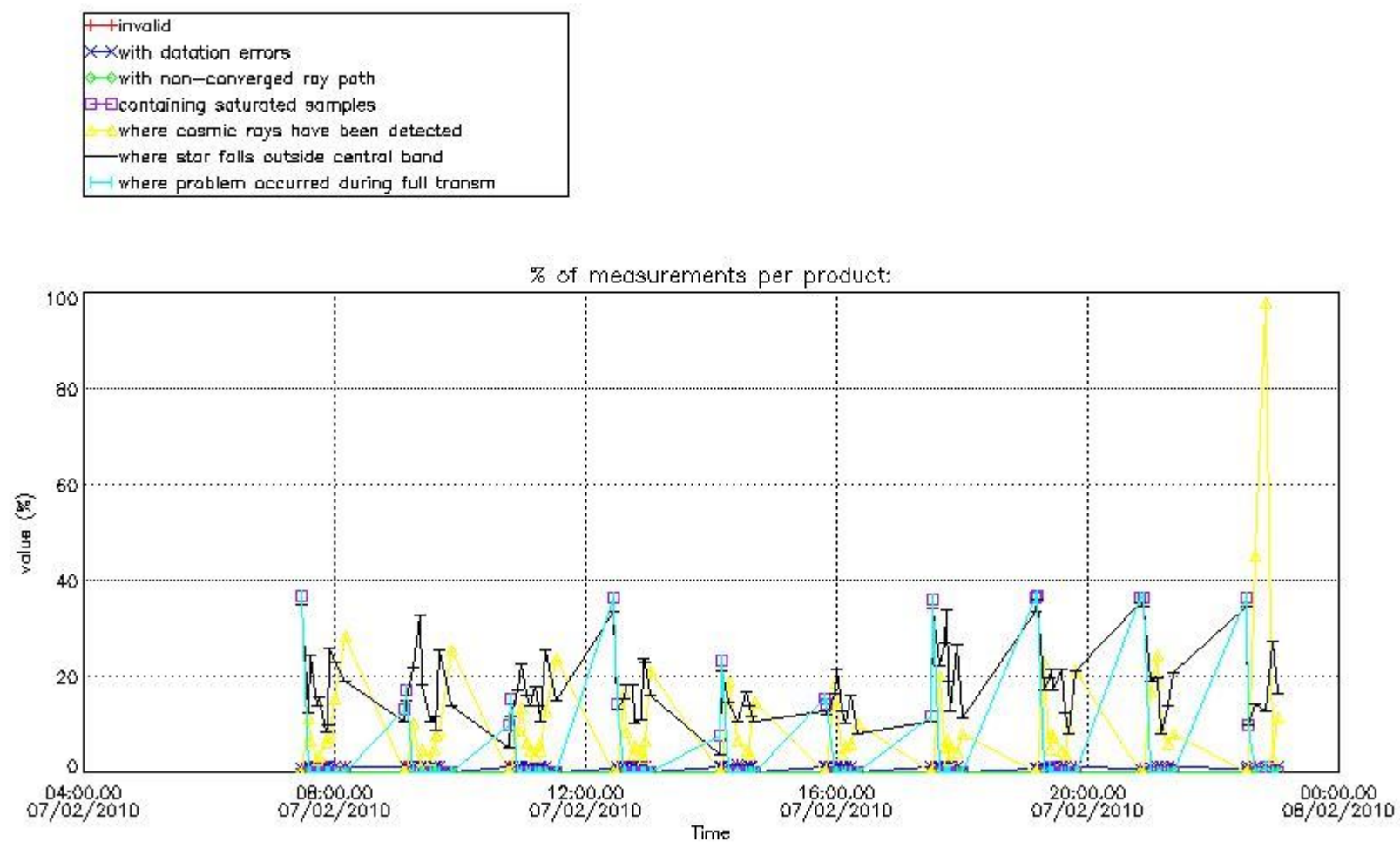


4. Level 1 quality information per product

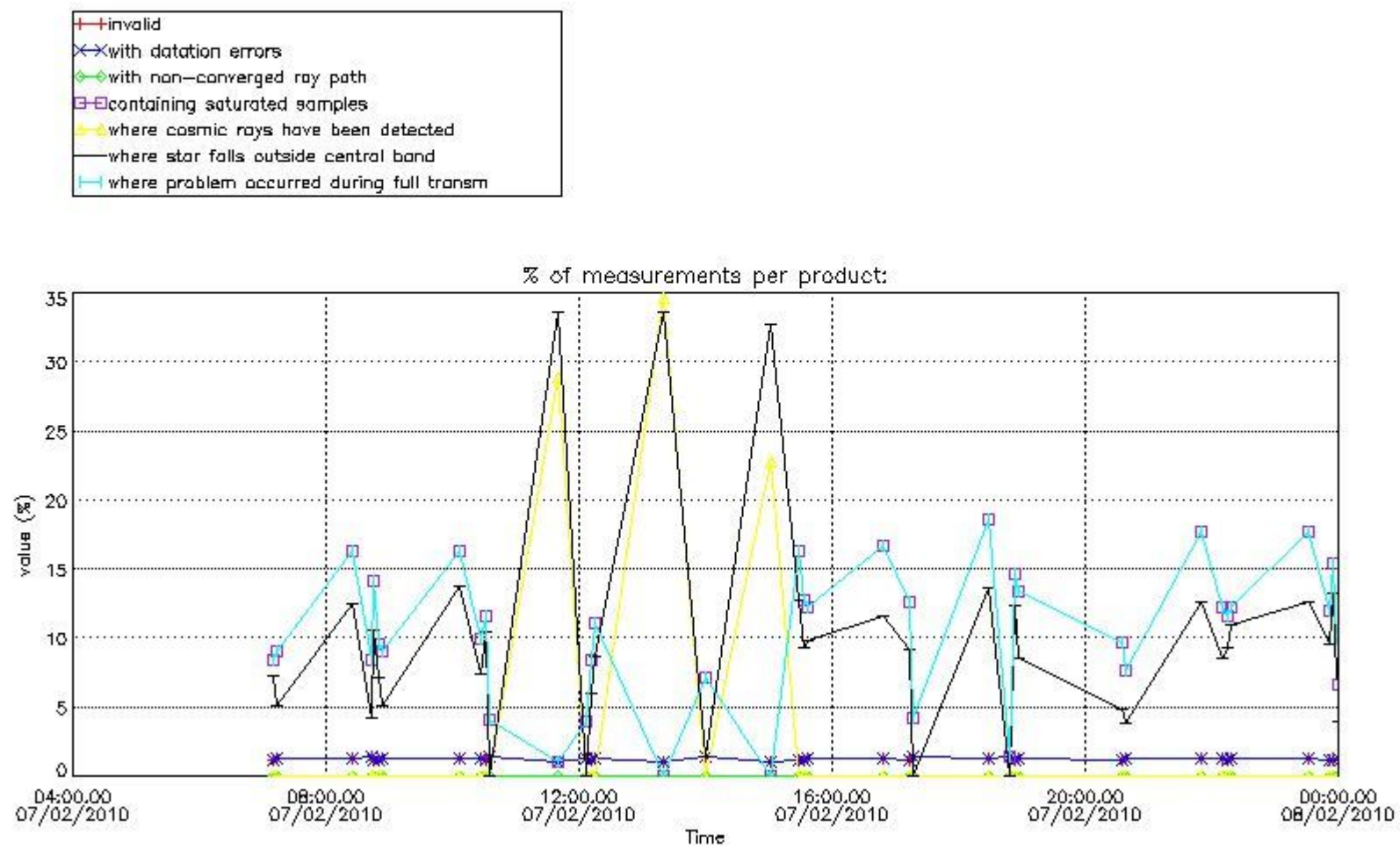
In this section it is plotted some information contained in the Quality Summary data set of the level 2 products that comes from the level 1b processing. Products without errors (error flag in the MPH set to "0") are used.

4.1 Plot quality information per product (time dependant) coming from level 1b processing

4.1.1 Plot level 1 quality information per product (time dependant): ENVISAT ASCENDING passes



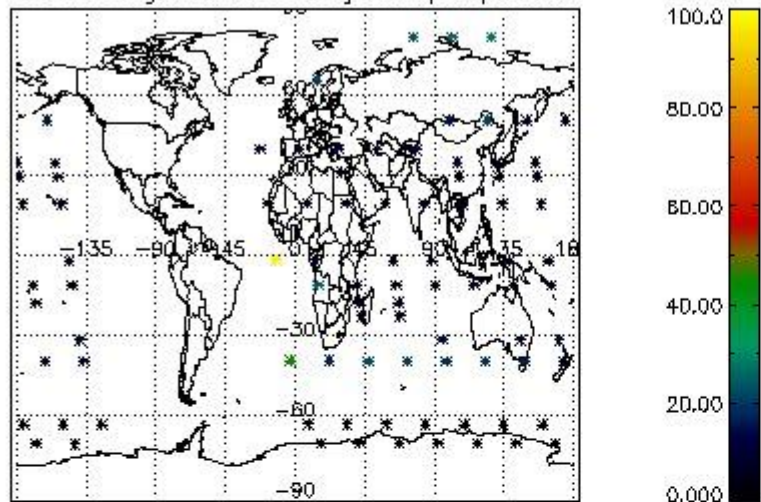
4.1.2 Plot level 1 quality information per product (time dependant): ENVI SAT DESCENDING passes



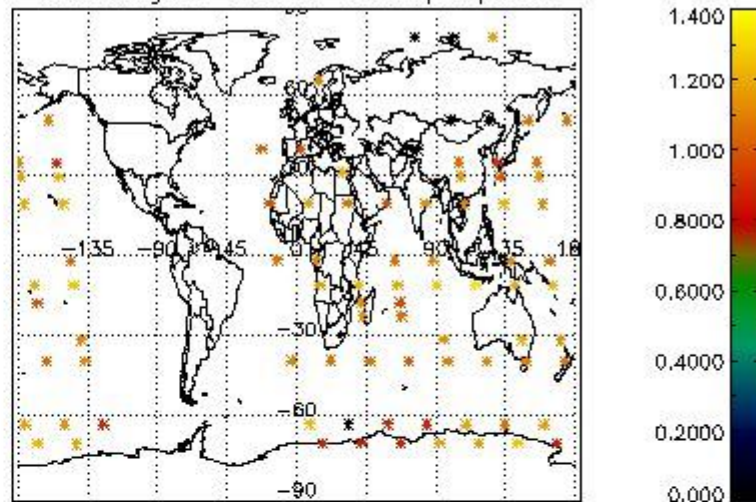
4.2 Plot quality information per product coming from level 1b processing (world map)

4.2.1 Plot level 1 quality information per product (world map): ENVISAT ASCENDING passes

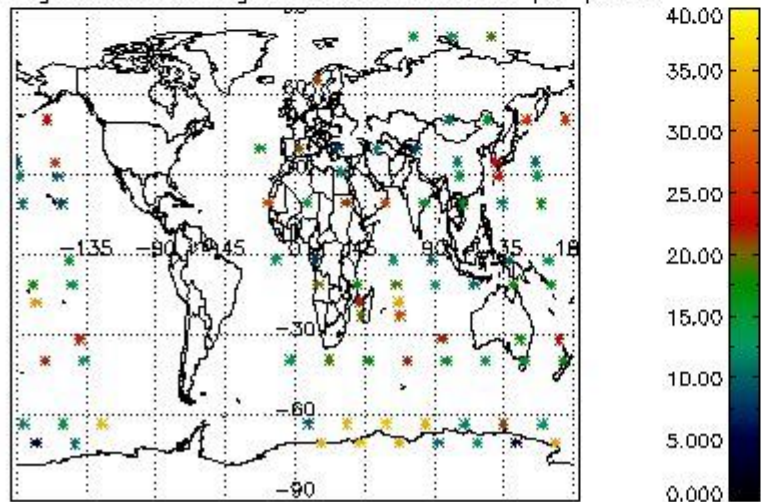
Percentage of cosmic ray hits per profile



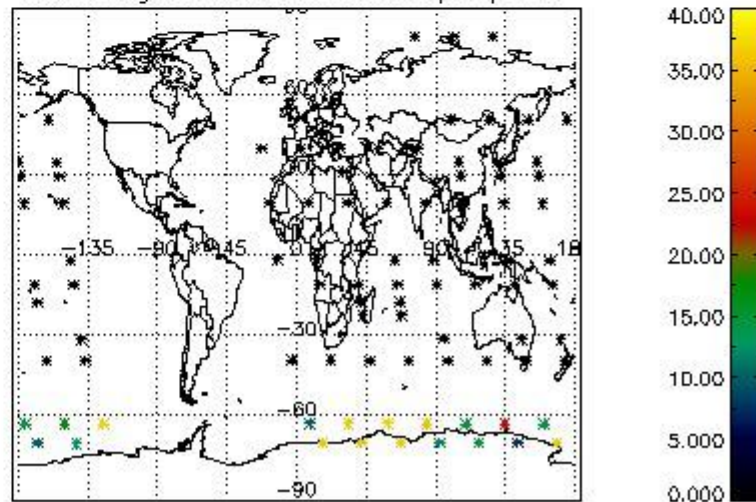
Percentage of datation errors per profile



Percentage of star falling outside central band per profile

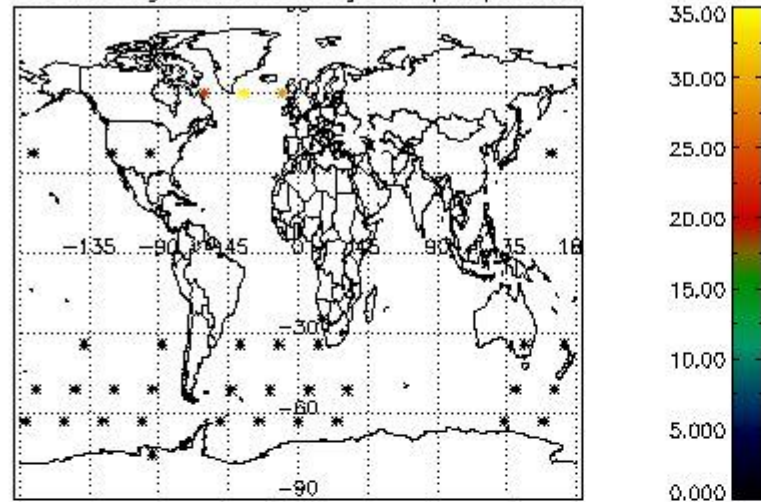


Percentage of saturation errors per profile

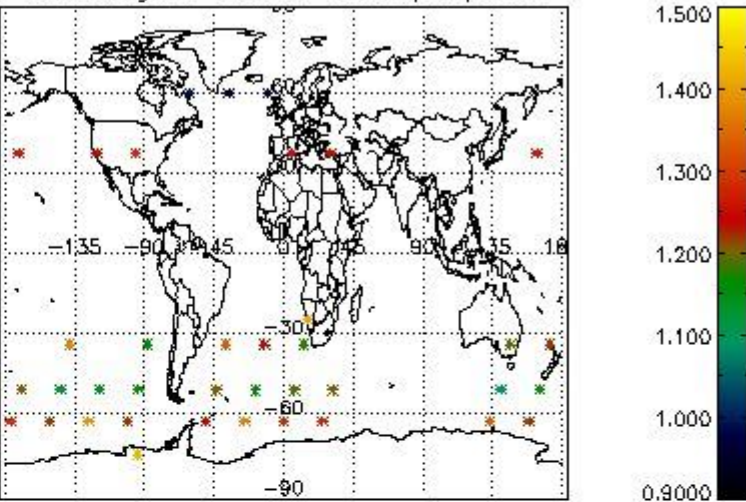


4.2.2 Plot level 1 quality information per product (world map): ENVISAT DESCENDING passes

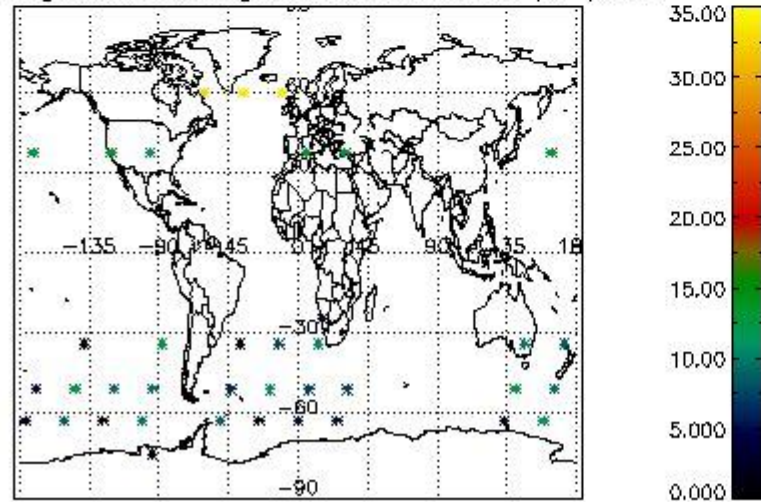
Percentage of cosmic ray hits per profile



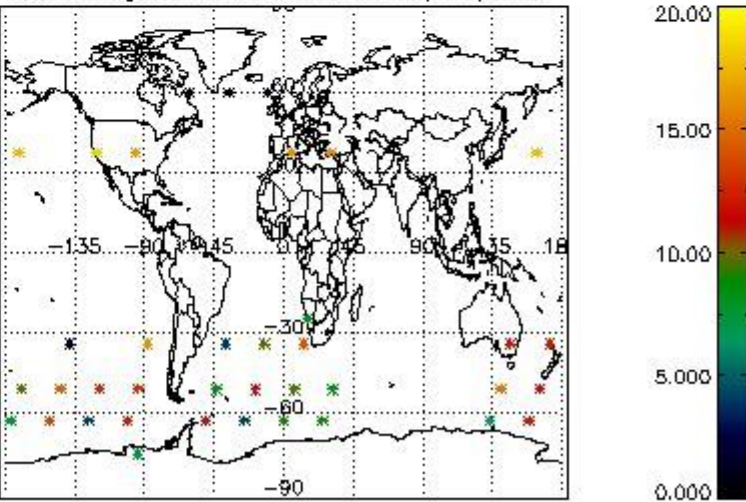
Percentage of datation errors per profile



Percentage of star falling outside central band per profile



Percentage of saturation errors per profile



5. Trace gas profiles

5.1 Ozone statistics based on quality of products

The final quality of the products can be "measured" using the STD (Standard Deviation) attached to every point profile. This information is written to the parameter GOM_NL__2P/NL_LOCAL_SPECIES_DENSITY/o3_std of the level 2 products. The table below shows the statistics for given STD ranges.

The statistics are given with respect to the overall valid production:

- Products without fatal errors: GOM_NL__2P/MPH/PRODUCT_ERR=0
- Valid point profile: GOM_NL__2P/NL_LOCAL_SPECIES_DENSITY/pcd(0)=0

The 'Criteria' is applied to valid points of dark limb products:

- Products in dark limb illumination condition: GOM_NL__2P/NL_SUMMARY_QUALITY/obs_ill_cond=0
- Products without fatal errors: GOM_NL__2P/MPH/PRODUCT_ERR=0
- Valid point profile: GOM_NL__2P/NL_LOCAL_SPECIES_DENSITY/pcd(0)=0

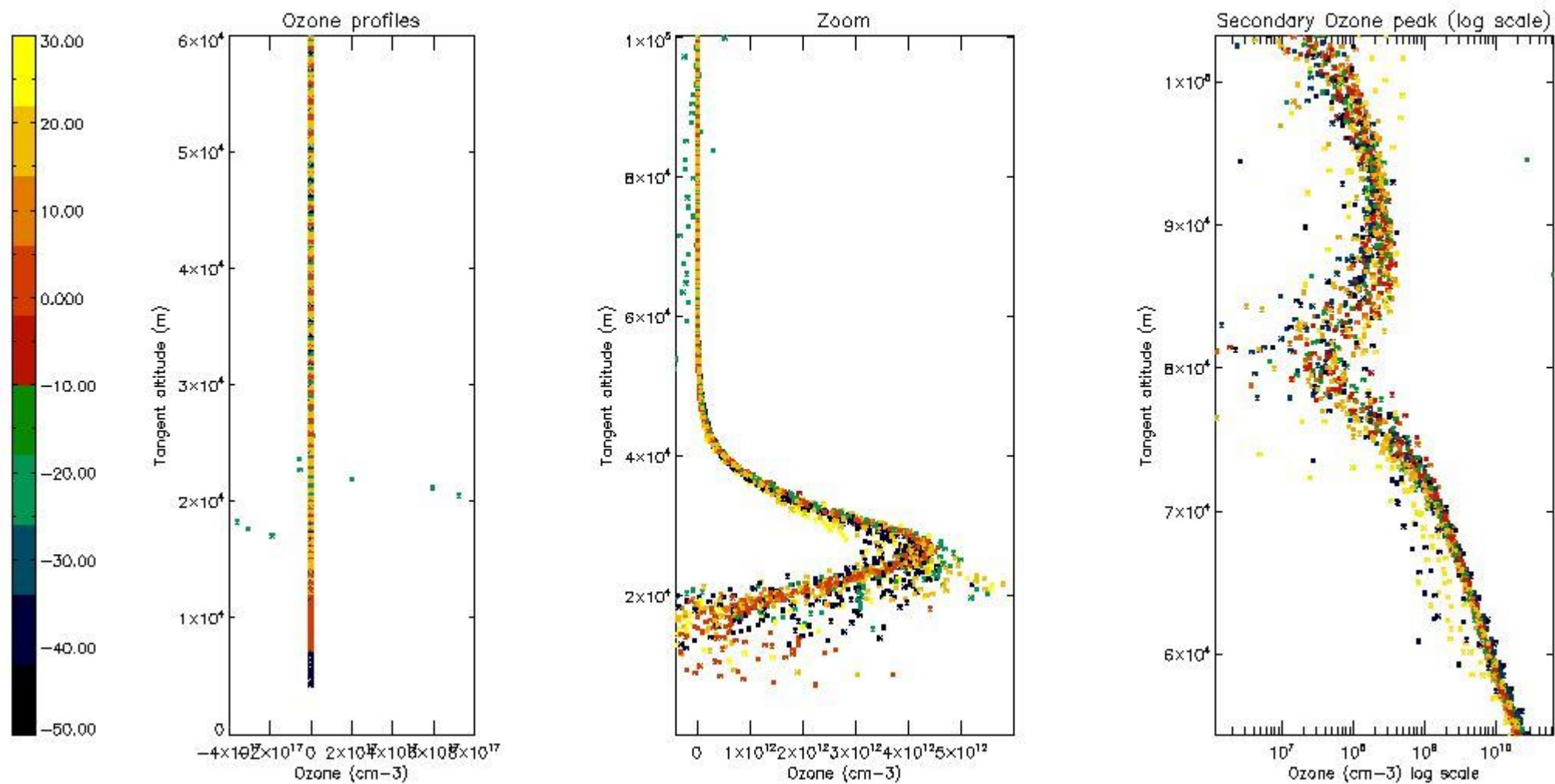
So, the table below shows the percentage of dark limb and valid observations for each criteria with respect to the overall valid daily observations.

Criteria	% of total production
All STD	42
STD < 20	24

STD < 10	21
STD < 5	14

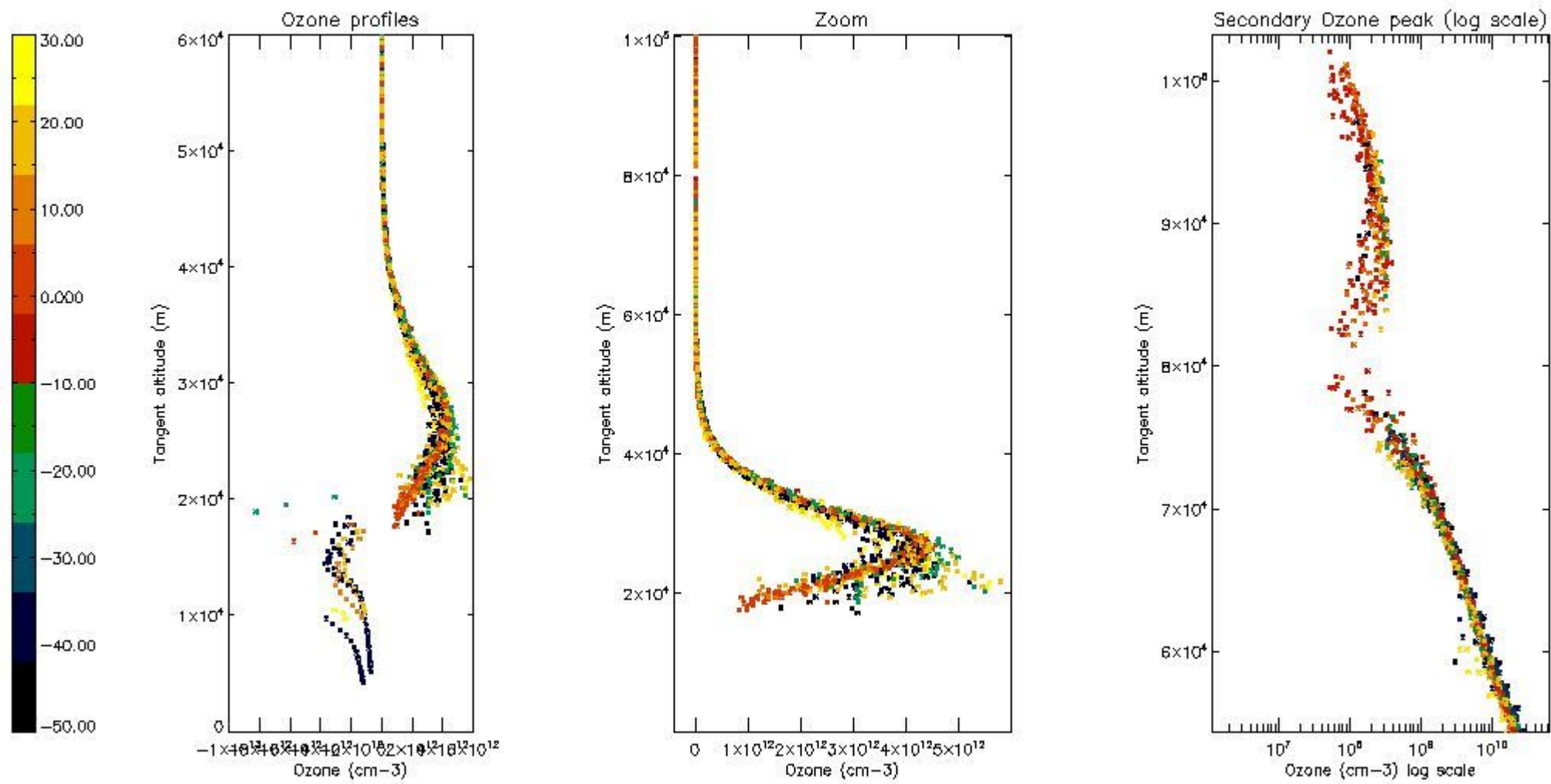
5.2 Plot ozone profiles for all STD (dark without errors)

The colorbar represents the latitude.



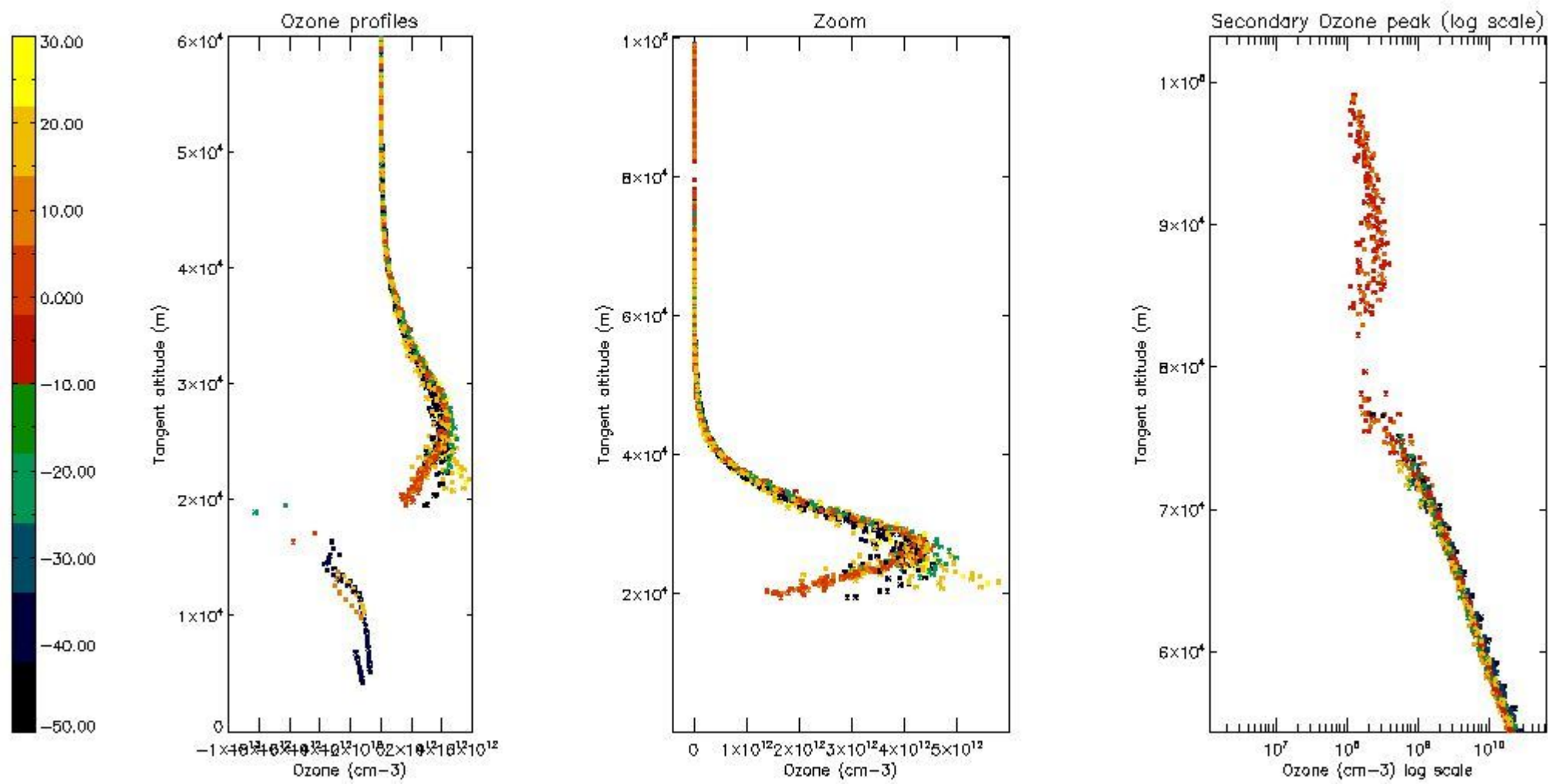
5.3 Plot ozone profiles where STD < 20% (dark without errors)

The colorbar represents the latitude.



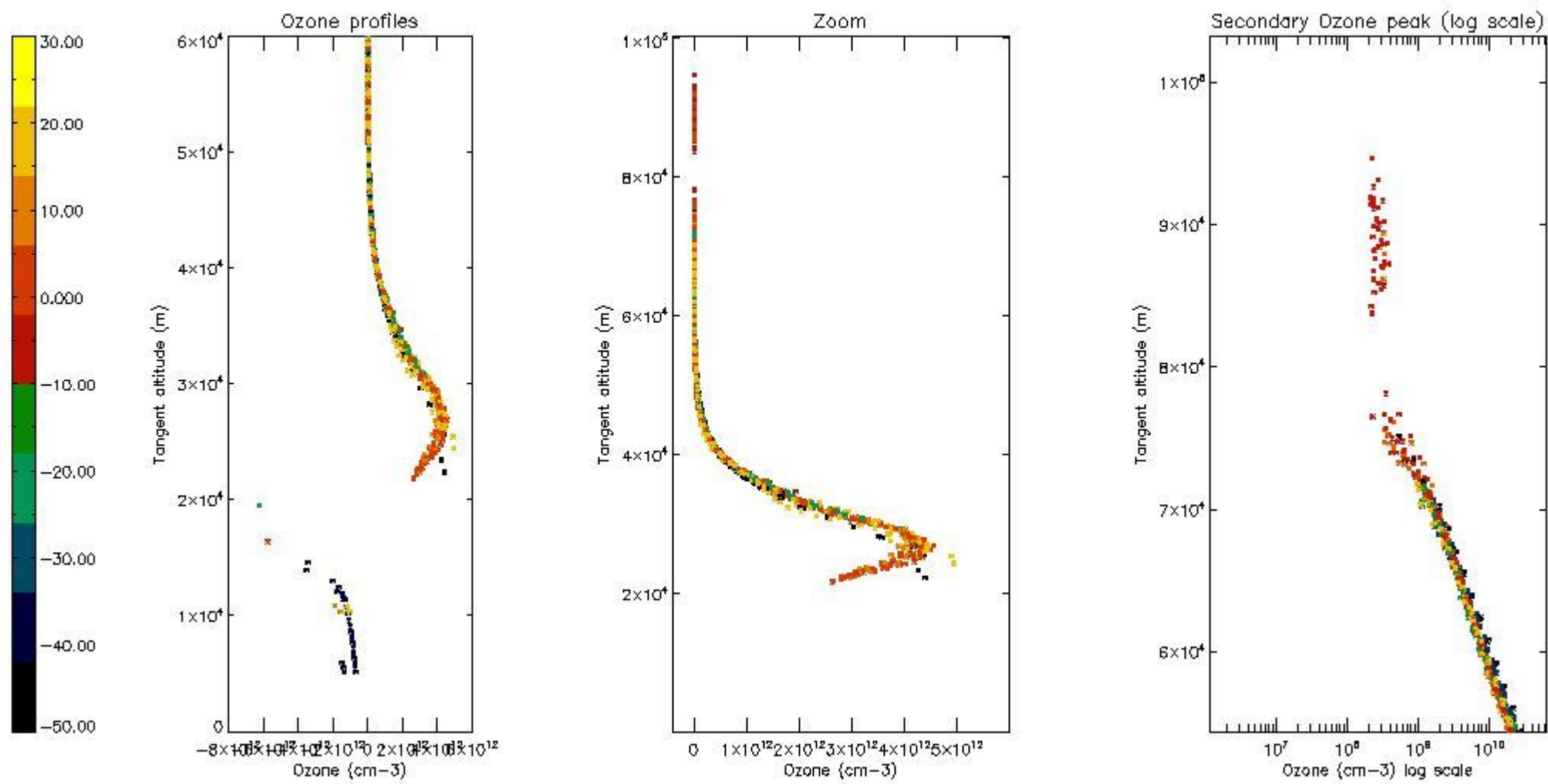
5.4 Plot ozone profiles where STD < 10% (dark without errors)

The colorbar represents the latitude.



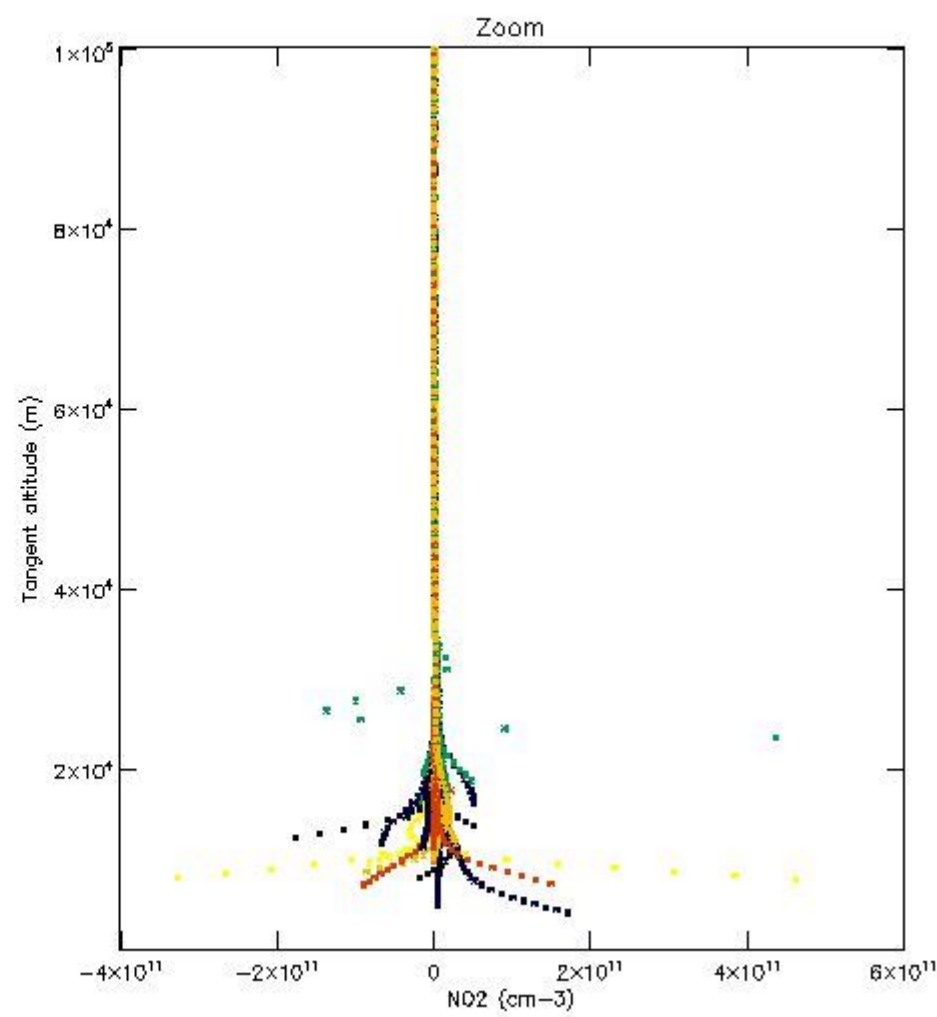
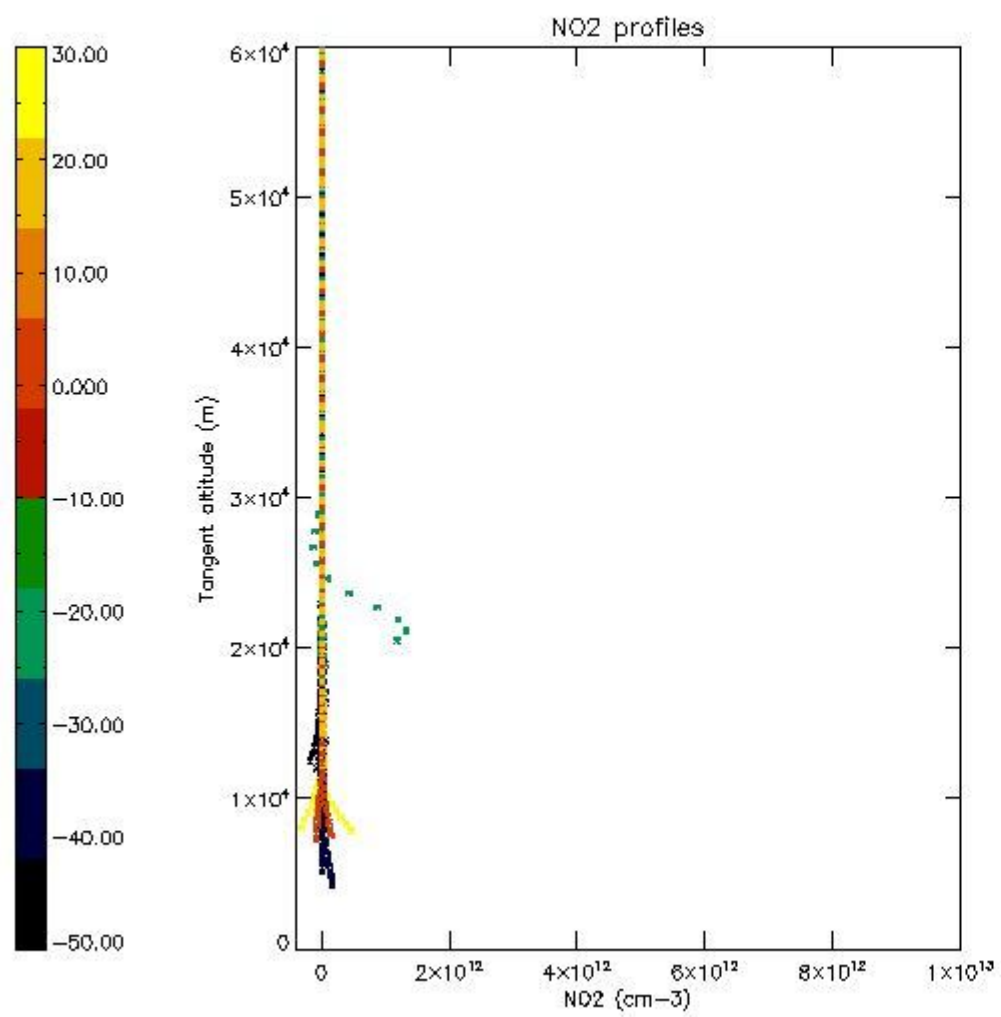
5.5 Plot ozone profiles where STD < 5% (dark without errors)

The colorbar represents the latitude.



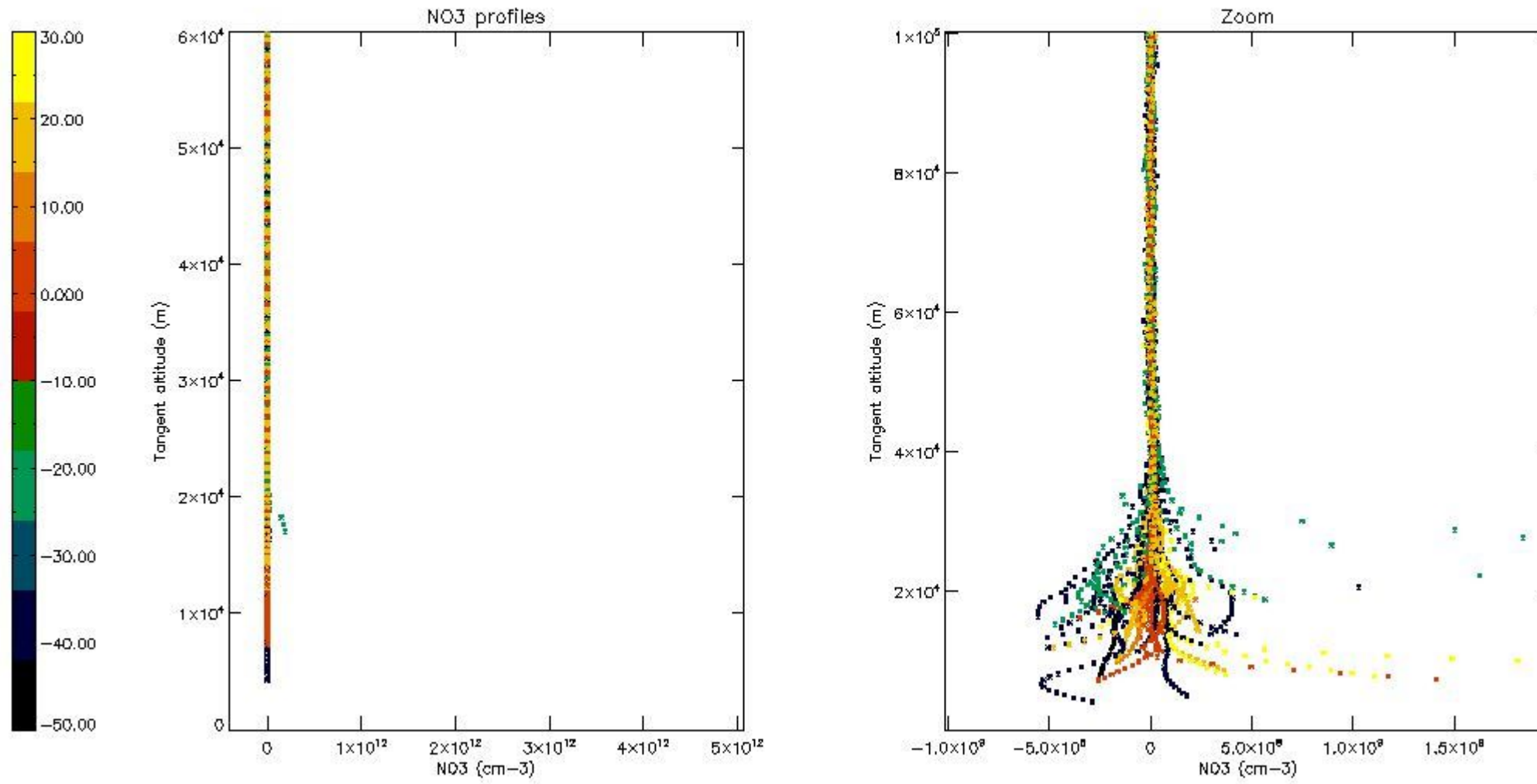
5.6 Plot NO₂ profiles for all STD (dark without errors)

The colorbar represents the latitude.



5.7 Plot NO3 profiles for all STD (dark without errors)

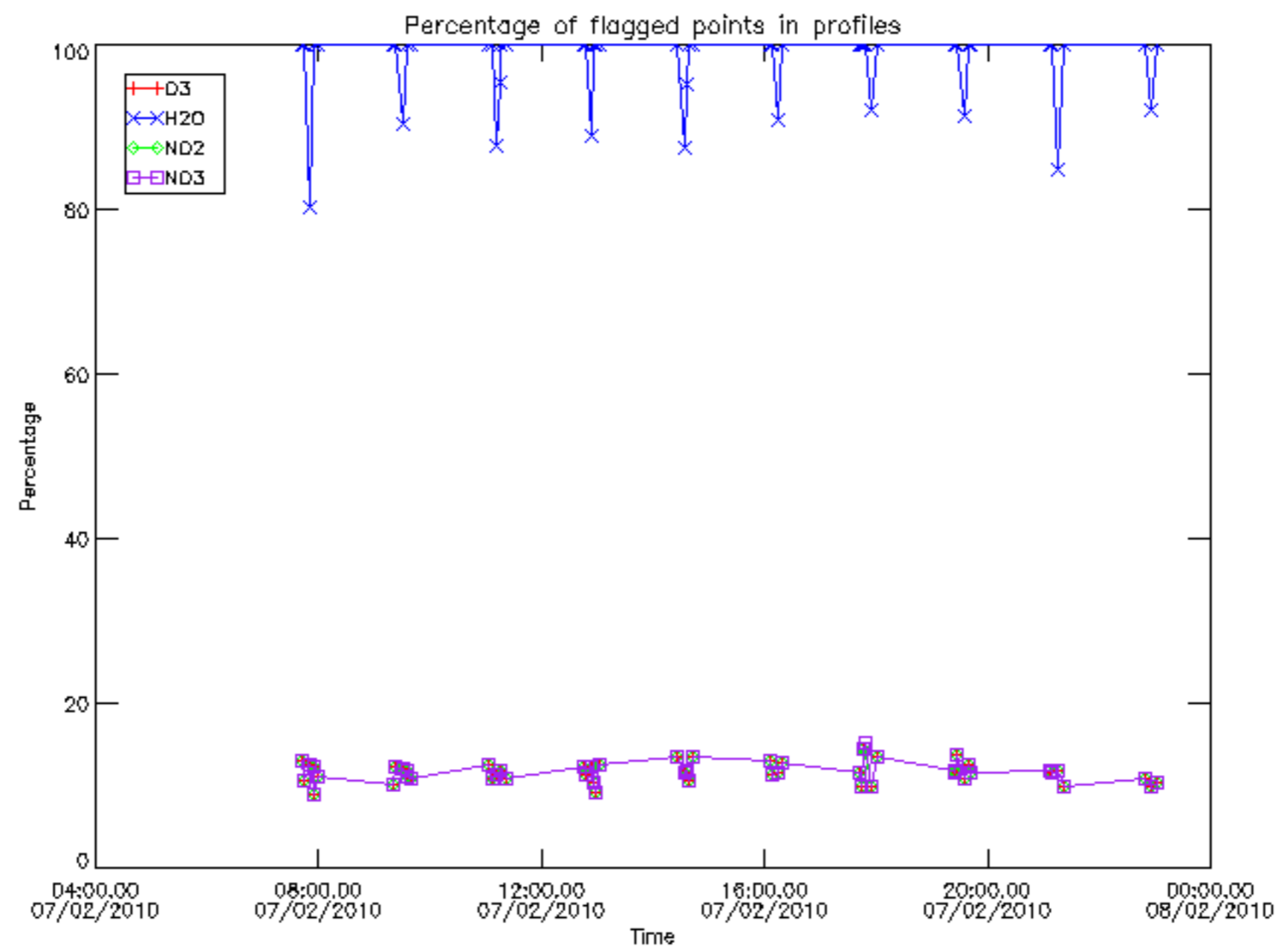
The colorbar represents the latitude.



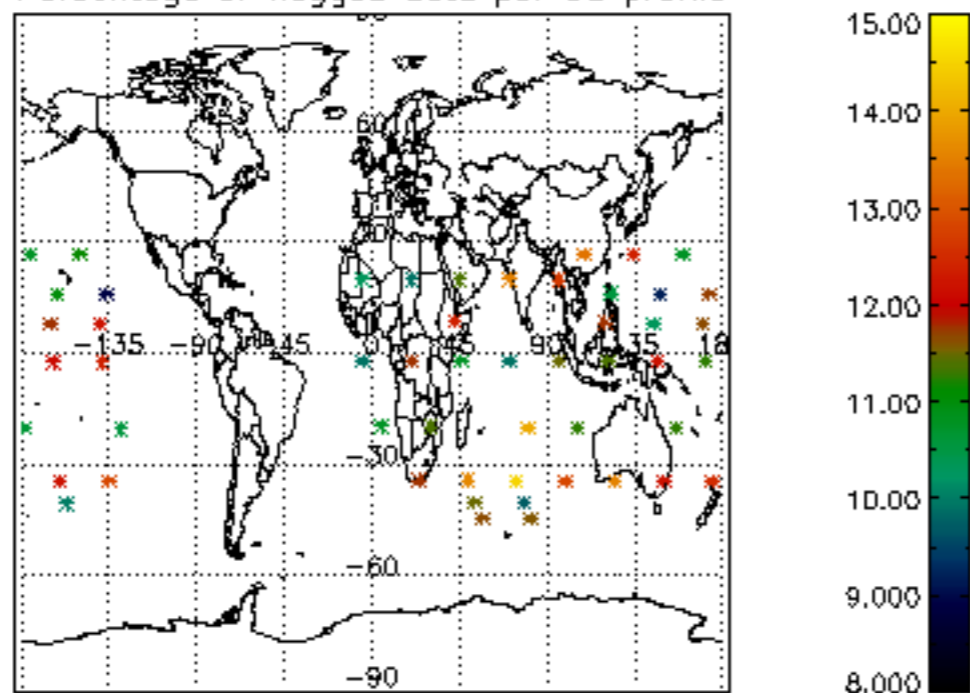
6. Auxiliary Data Files used for the production reported in section 2

The number reported in the third column indicates since which file (see list in section 2) the corresponding auxiliary file has been used. The fourth column is the date of those product files.

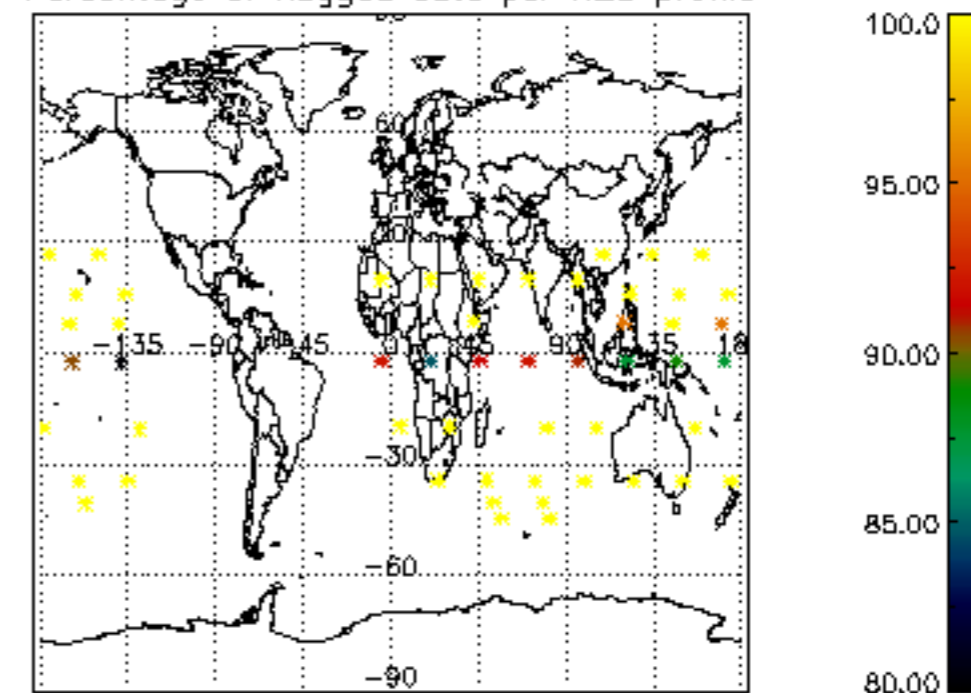
Type	Auxiliary Filename	Used since product	Used since product date
INST_PHYS_CHARACTERISTICS	GOM_INS_AXVIEC20091111_143220_20030716_120000_20500101_000000	1	07-FEB-2010 07:09:45
LEVEL-2_PROC_CONFIG	GOM_PR2_AXVIEC20091111_152718_20020301_000000_20500101_000000	1	07-FEB-2010 07:09:45
CROSS_SECTIONS_FILE	GOM_CRS_AXVIEC20091111_154832_20020301_000000_20500101_000000	1	07-FEB-2010 07:09:45



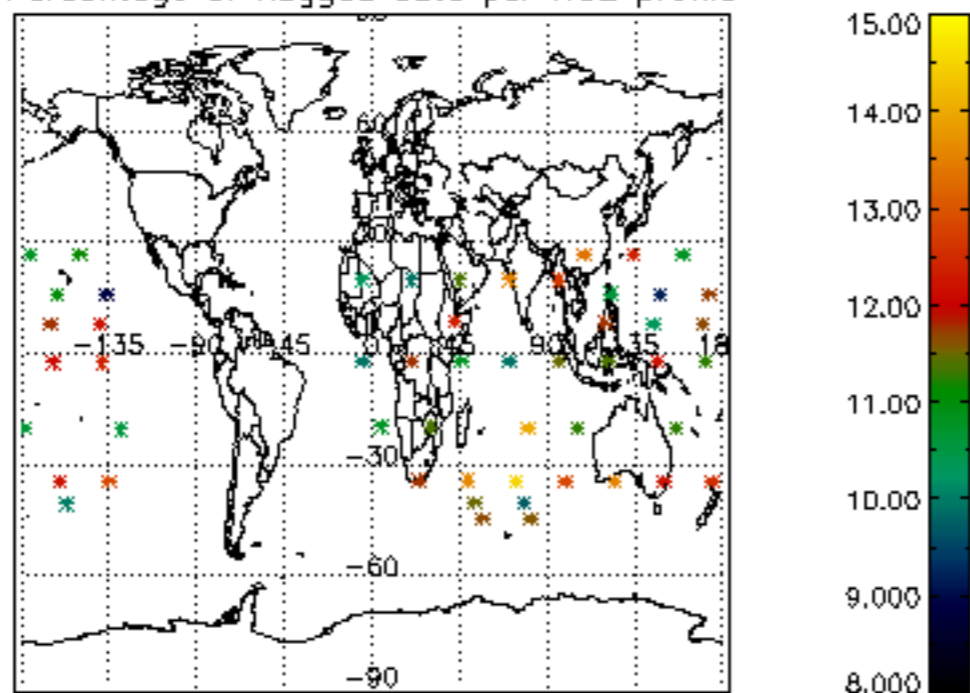
Percentage of flagged data per D3 profile



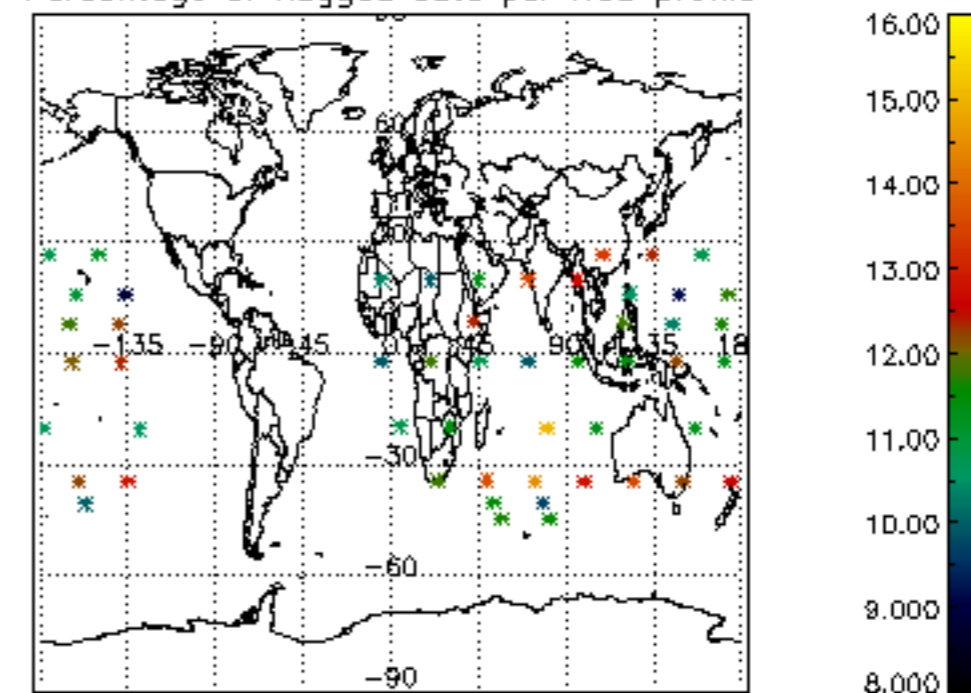
Percentage of flagged data per H2O profile

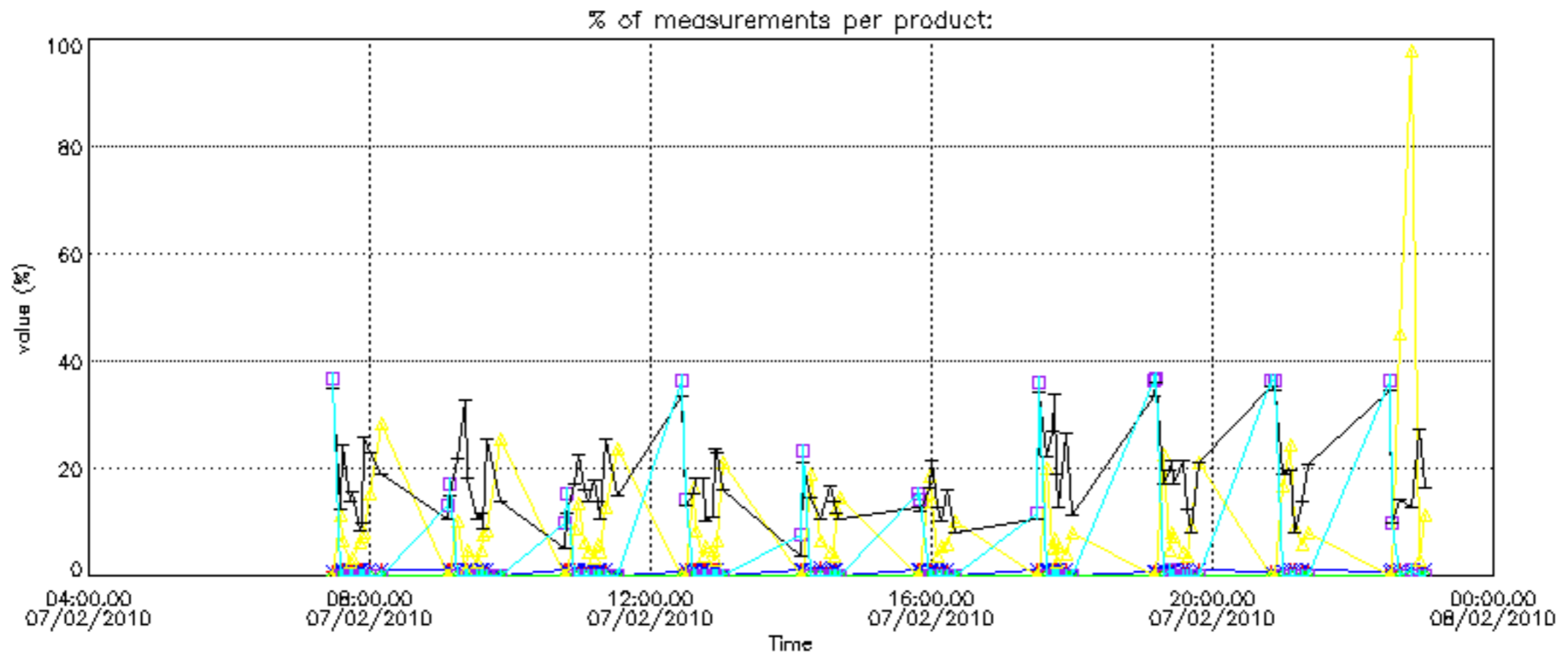


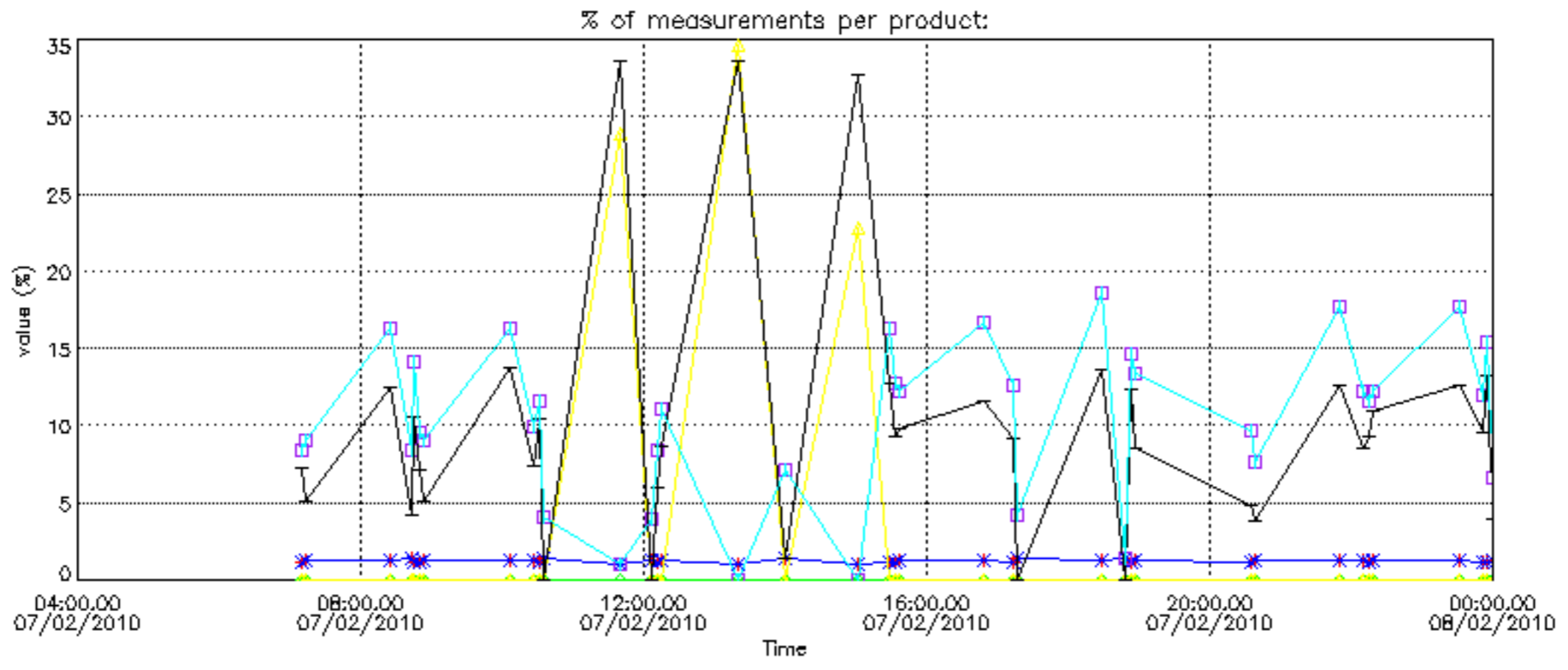
Percentage of flagged data per NO2 profile



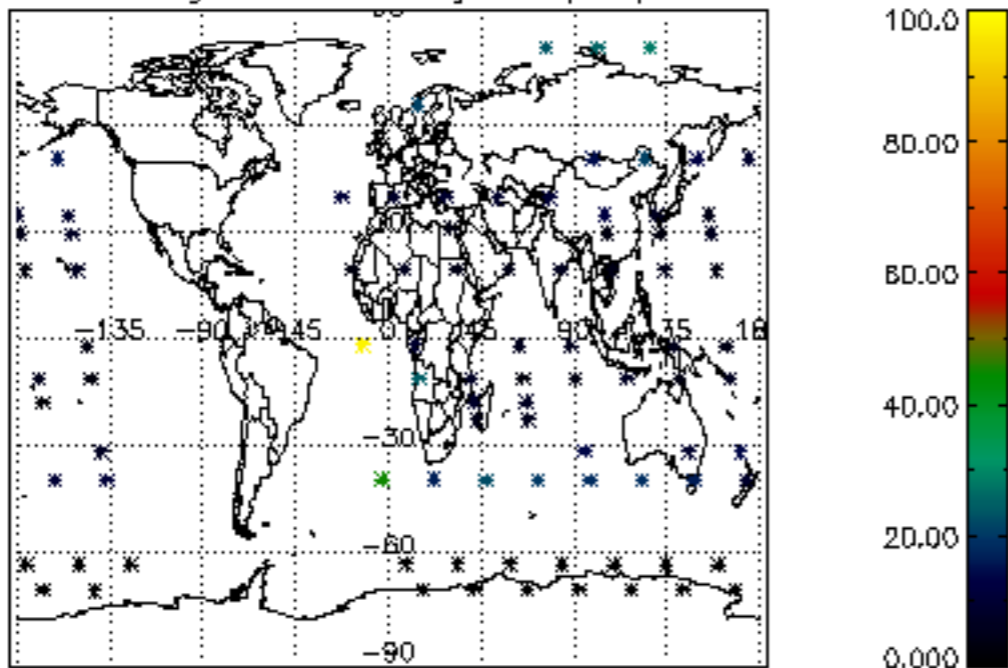
Percentage of flagged data per NO3 profile



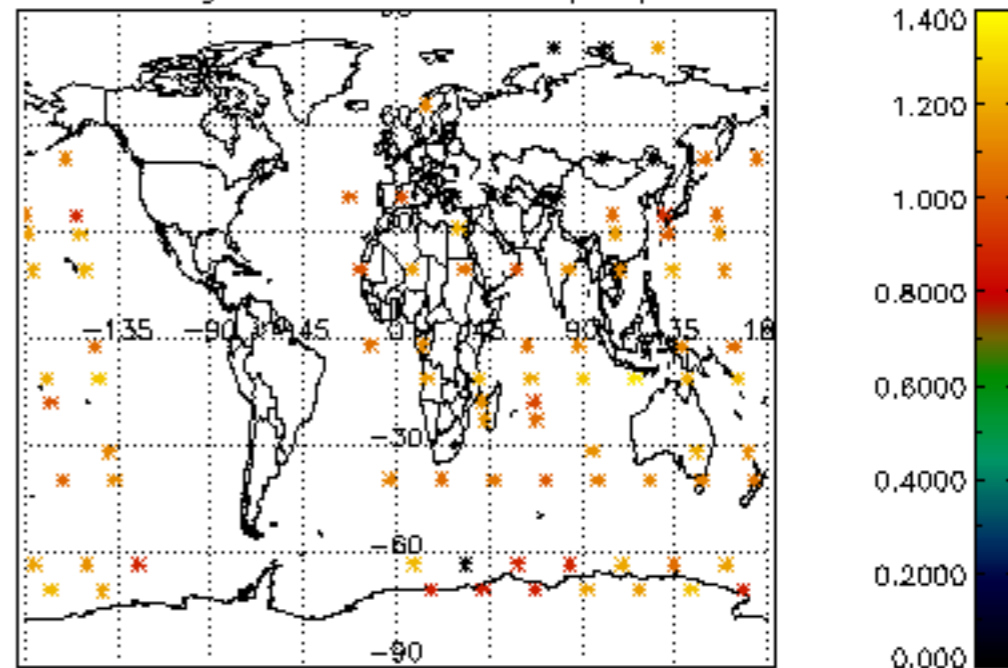




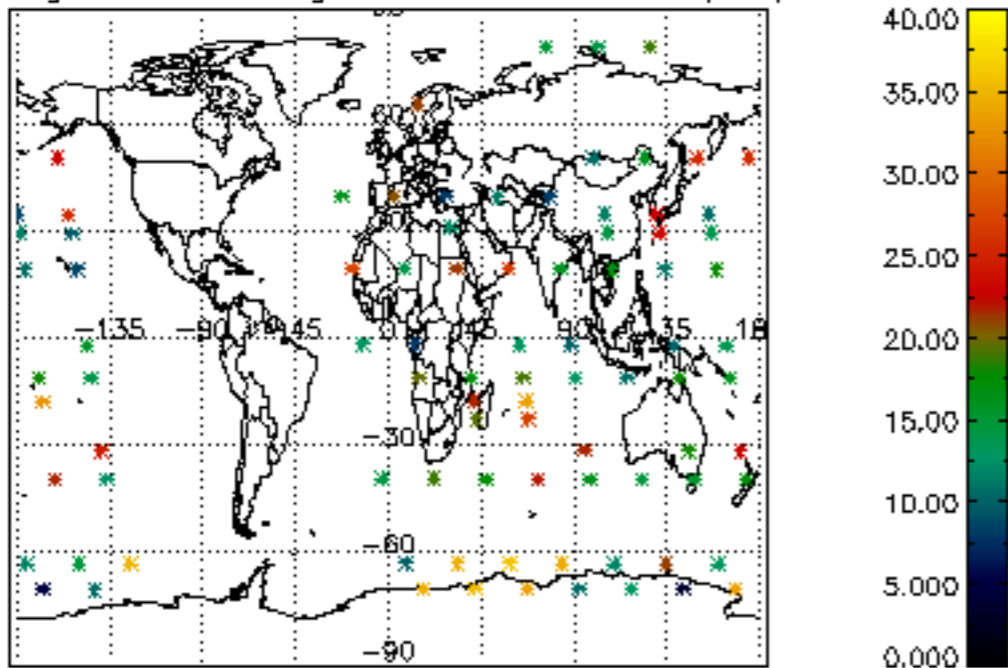
Percentage of cosmic ray hits per profile



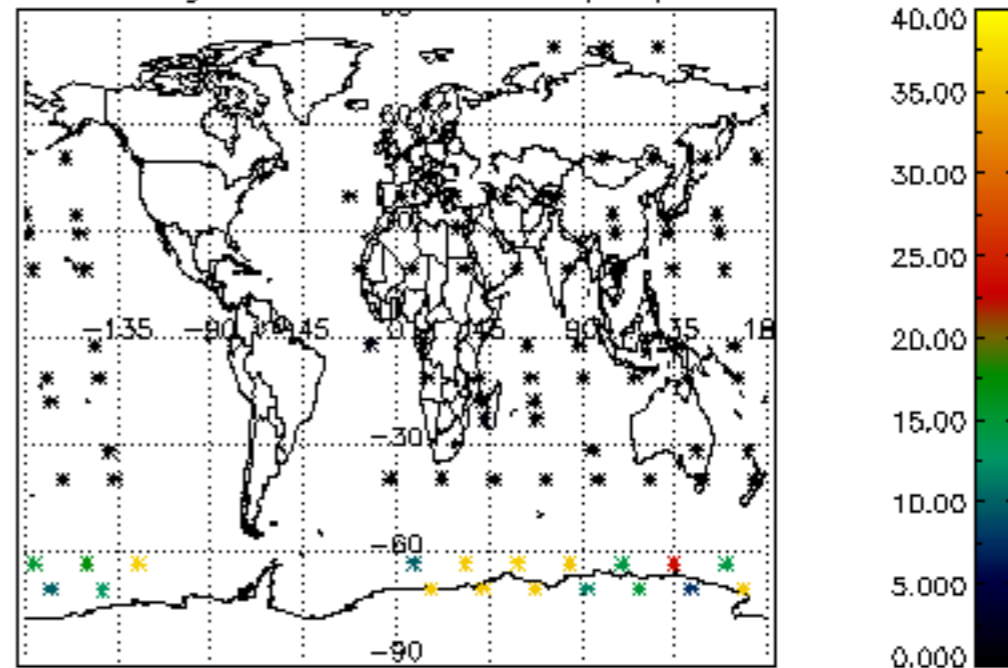
Percentage of datation errors per profile



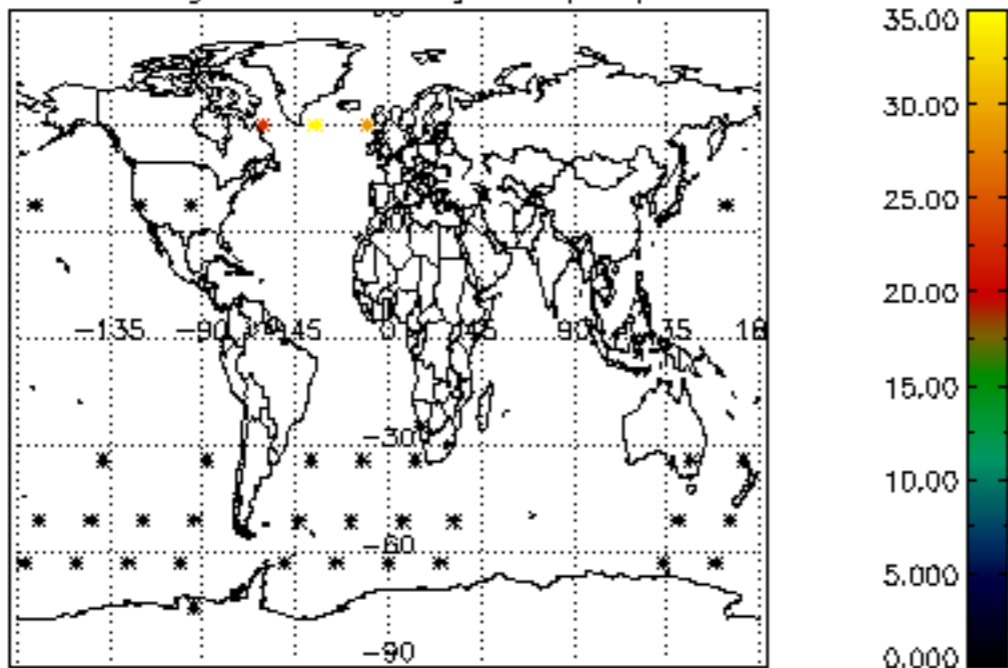
Percentage of star falling outside central band per profile



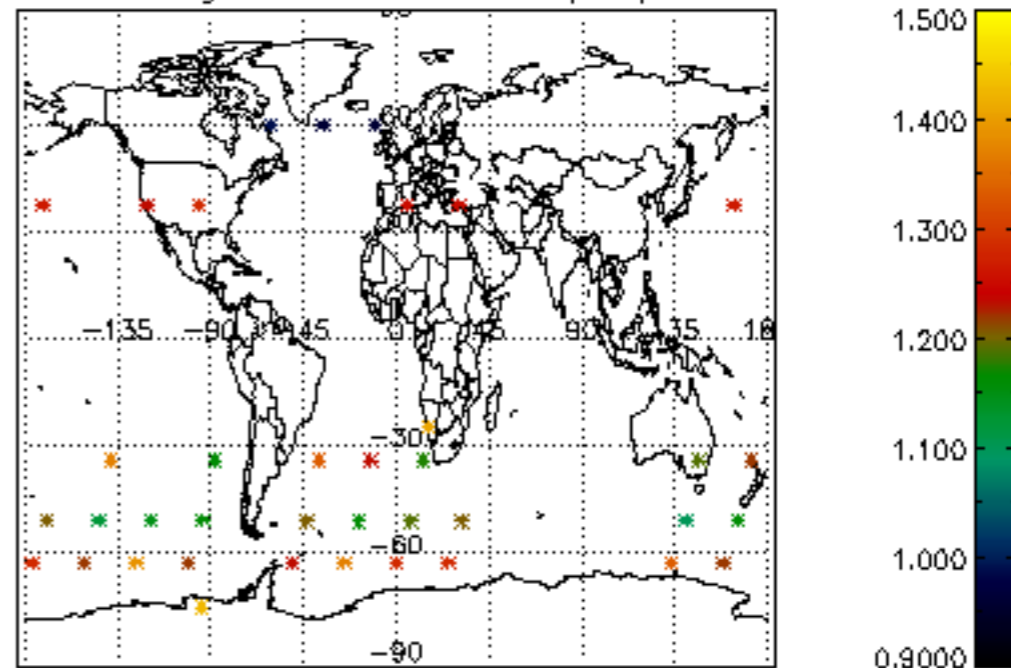
Percentage of saturation errors per profile



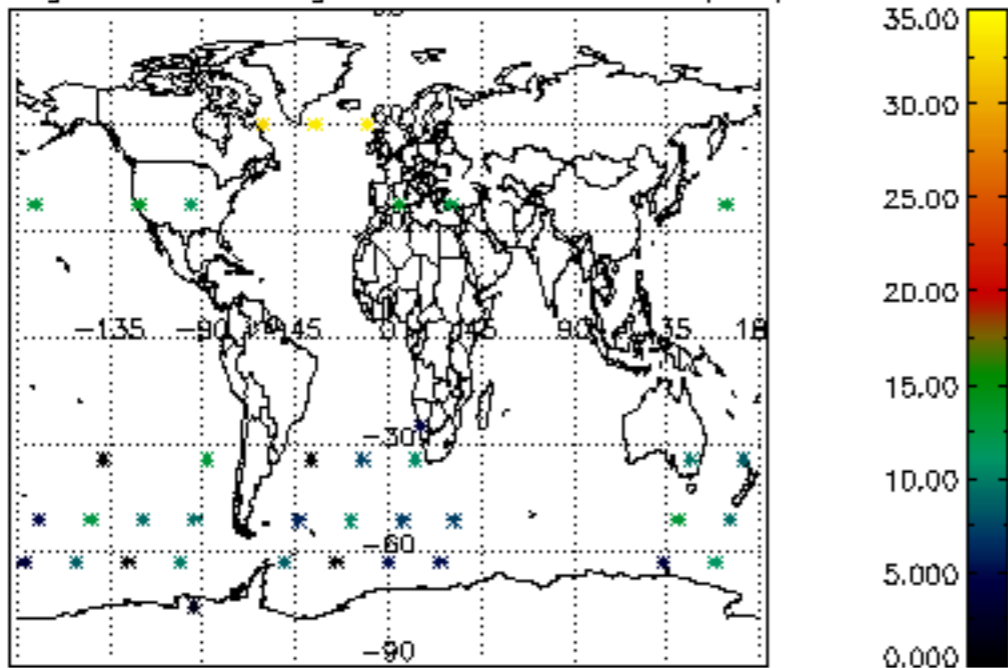
Percentage of cosmic ray hits per profile



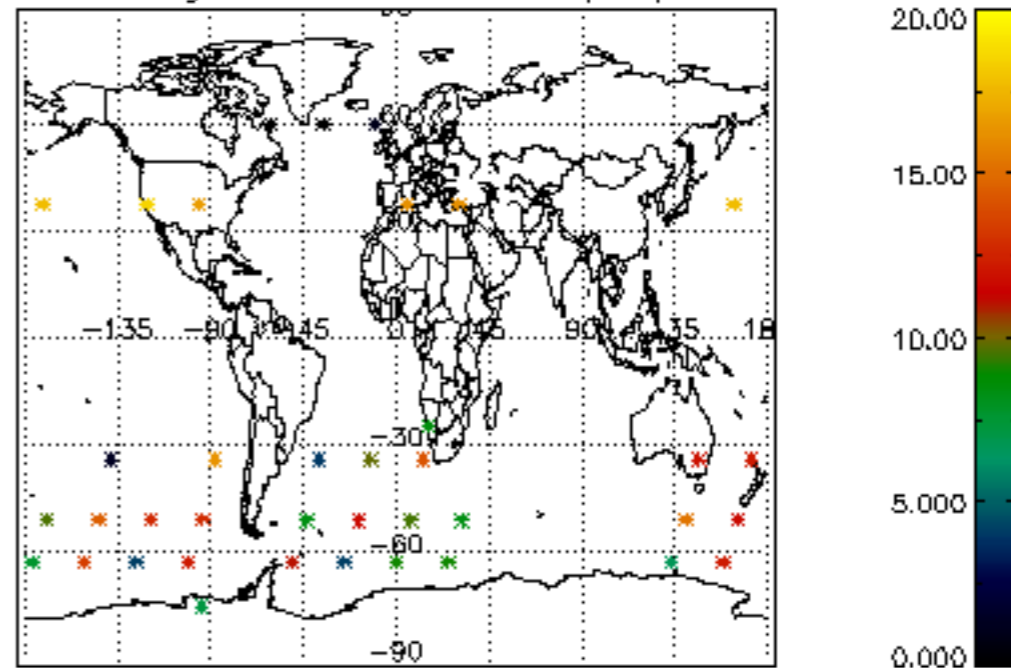
Percentage of datation errors per profile

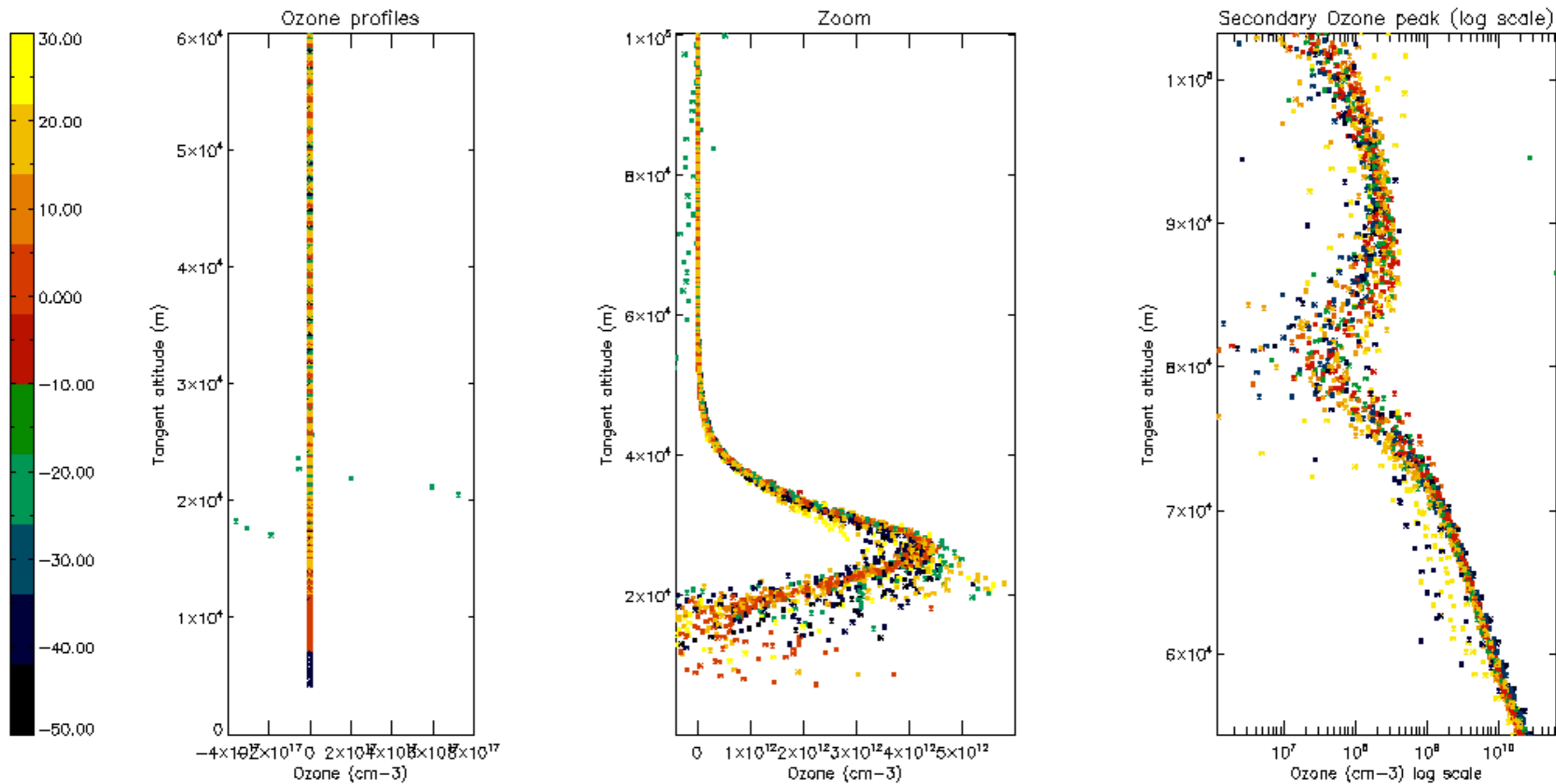


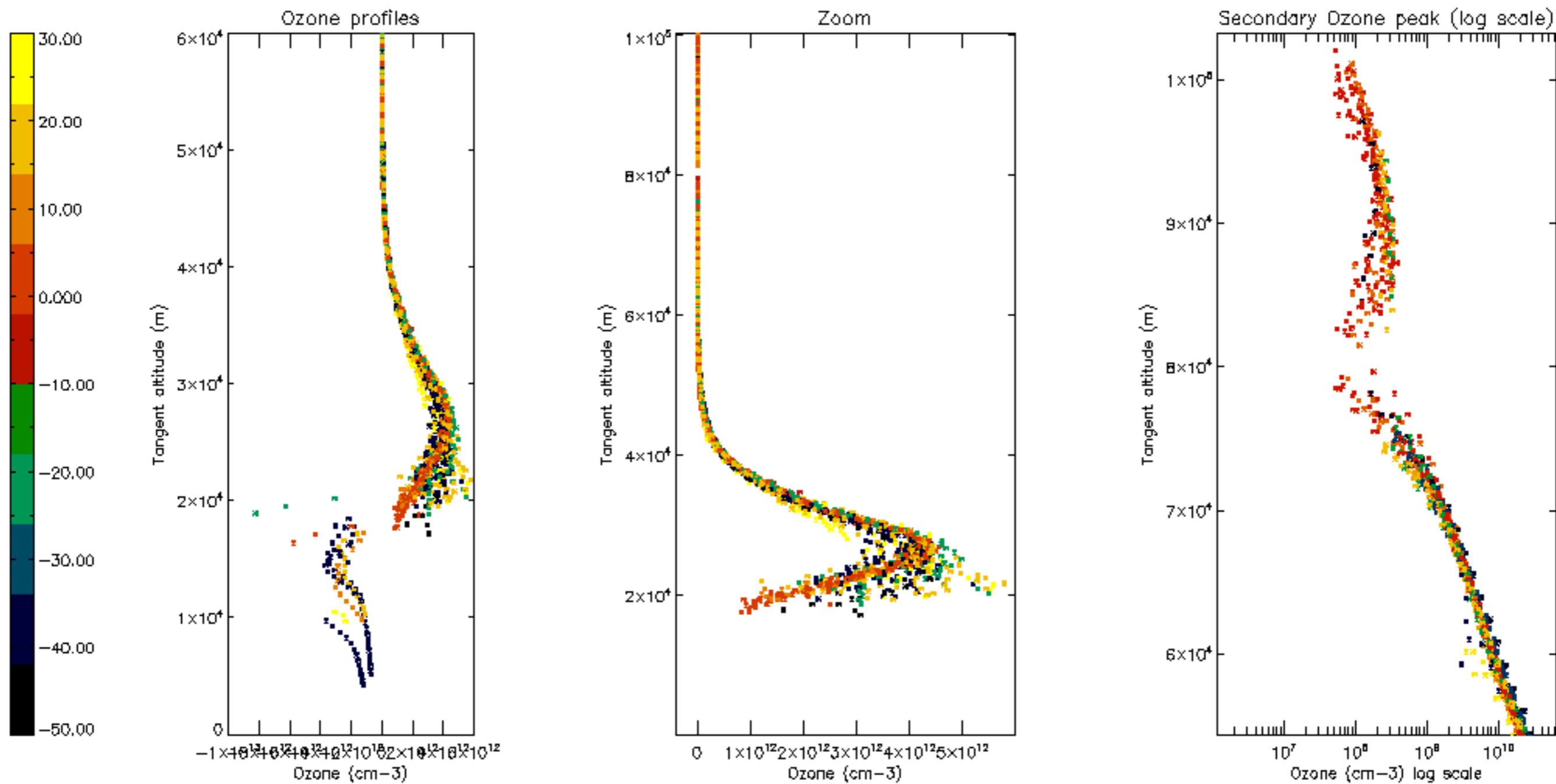
Percentage of star falling outside central band per profile

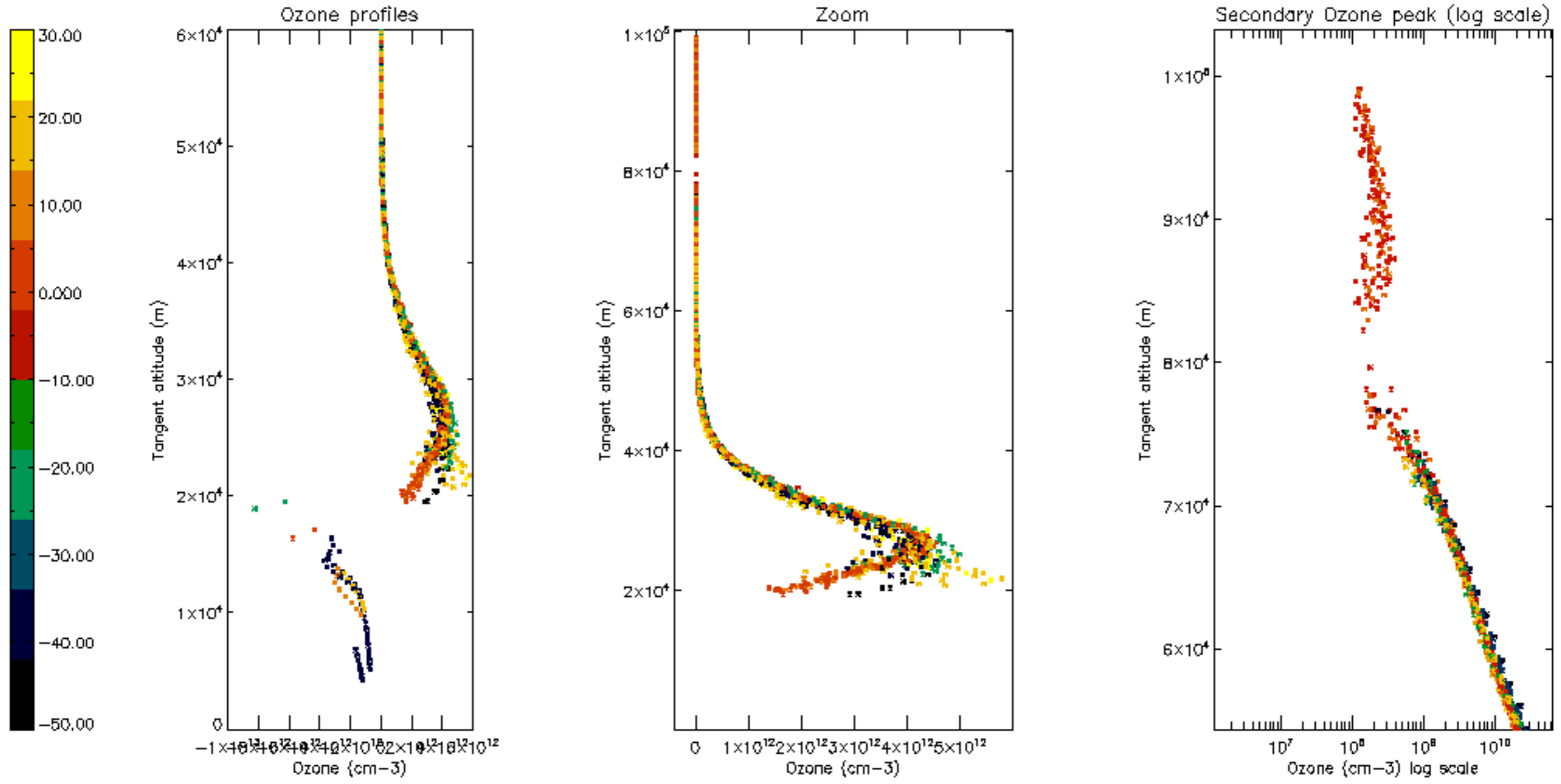


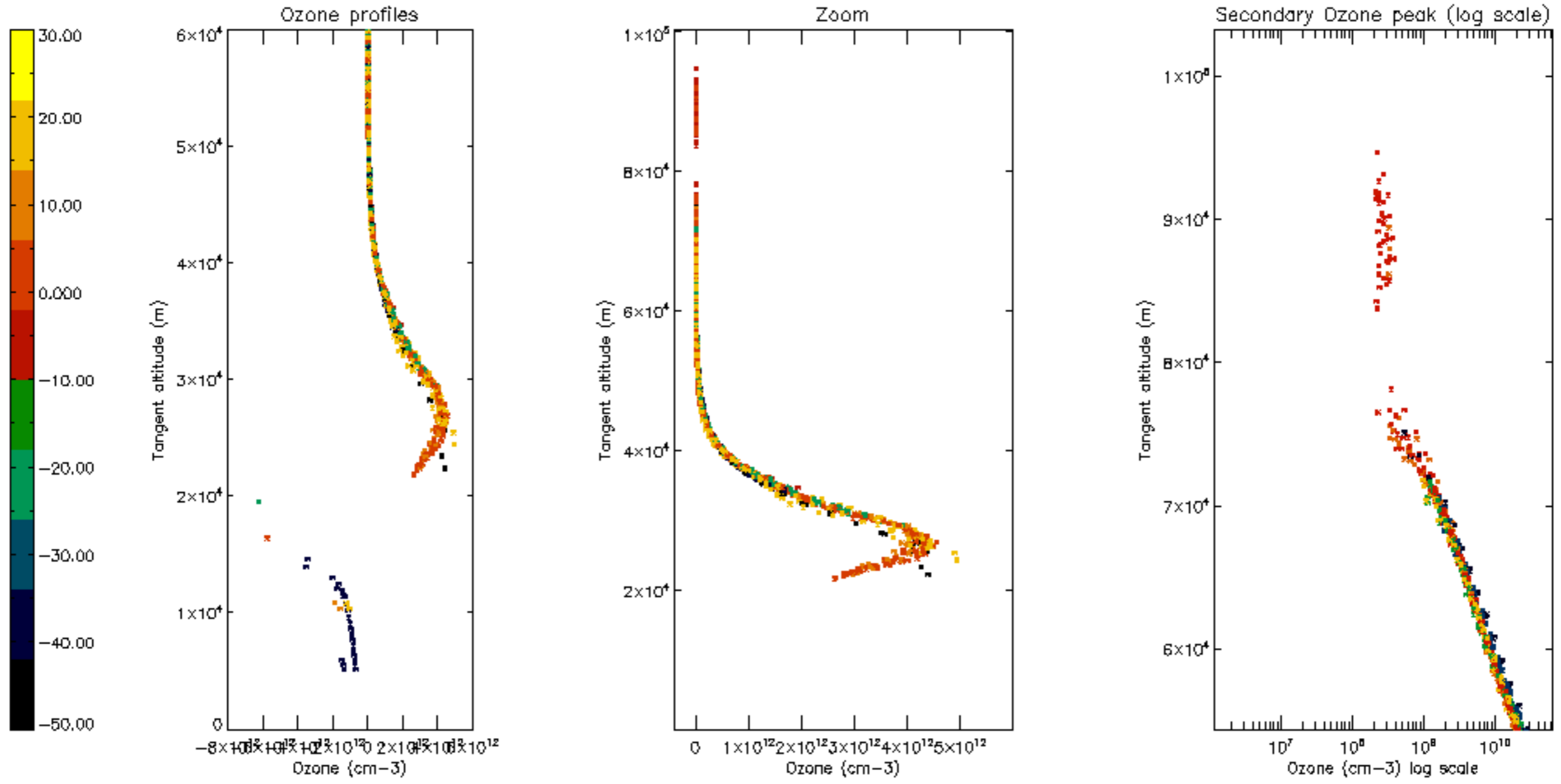
Percentage of saturation errors per profile

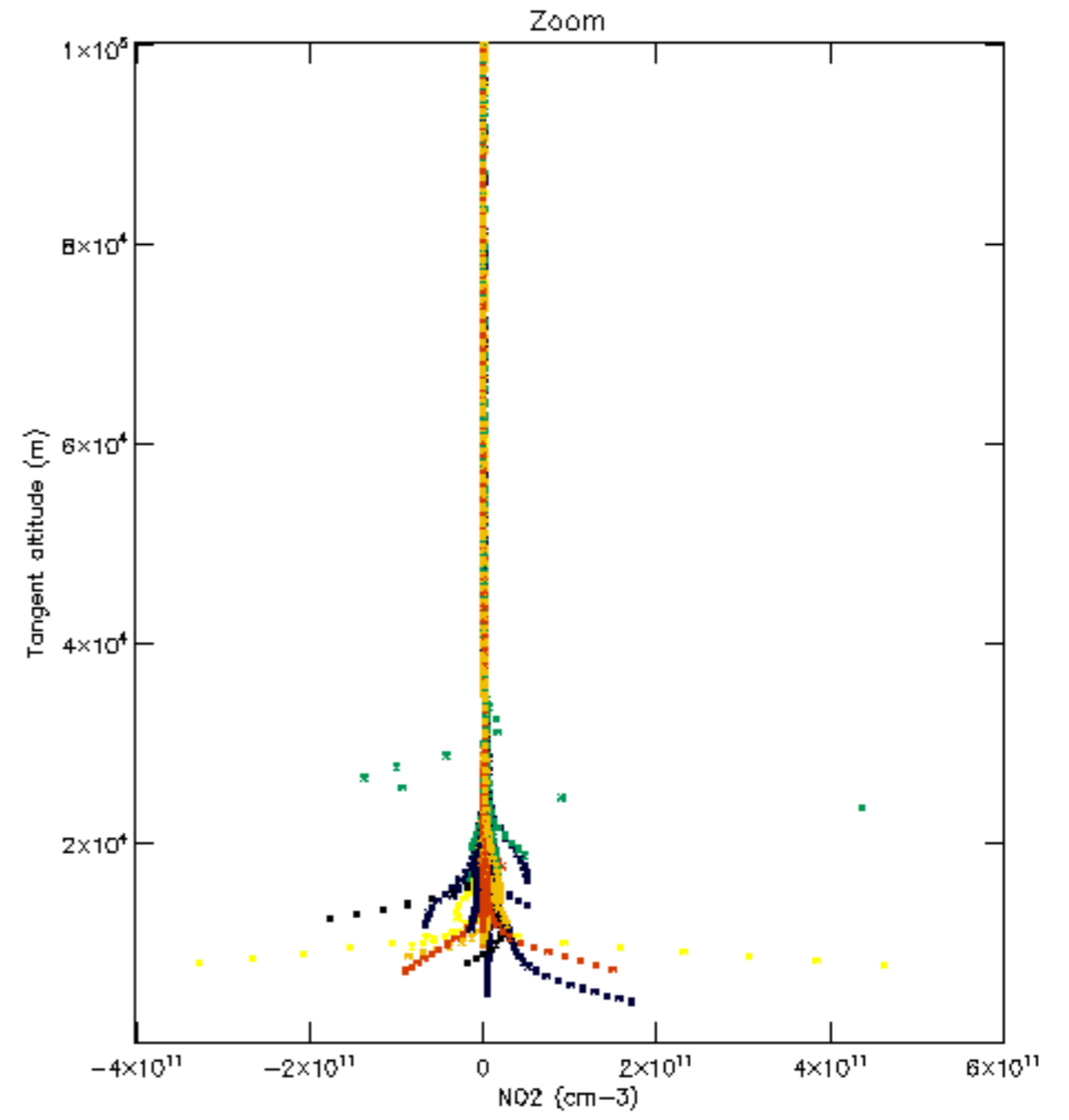
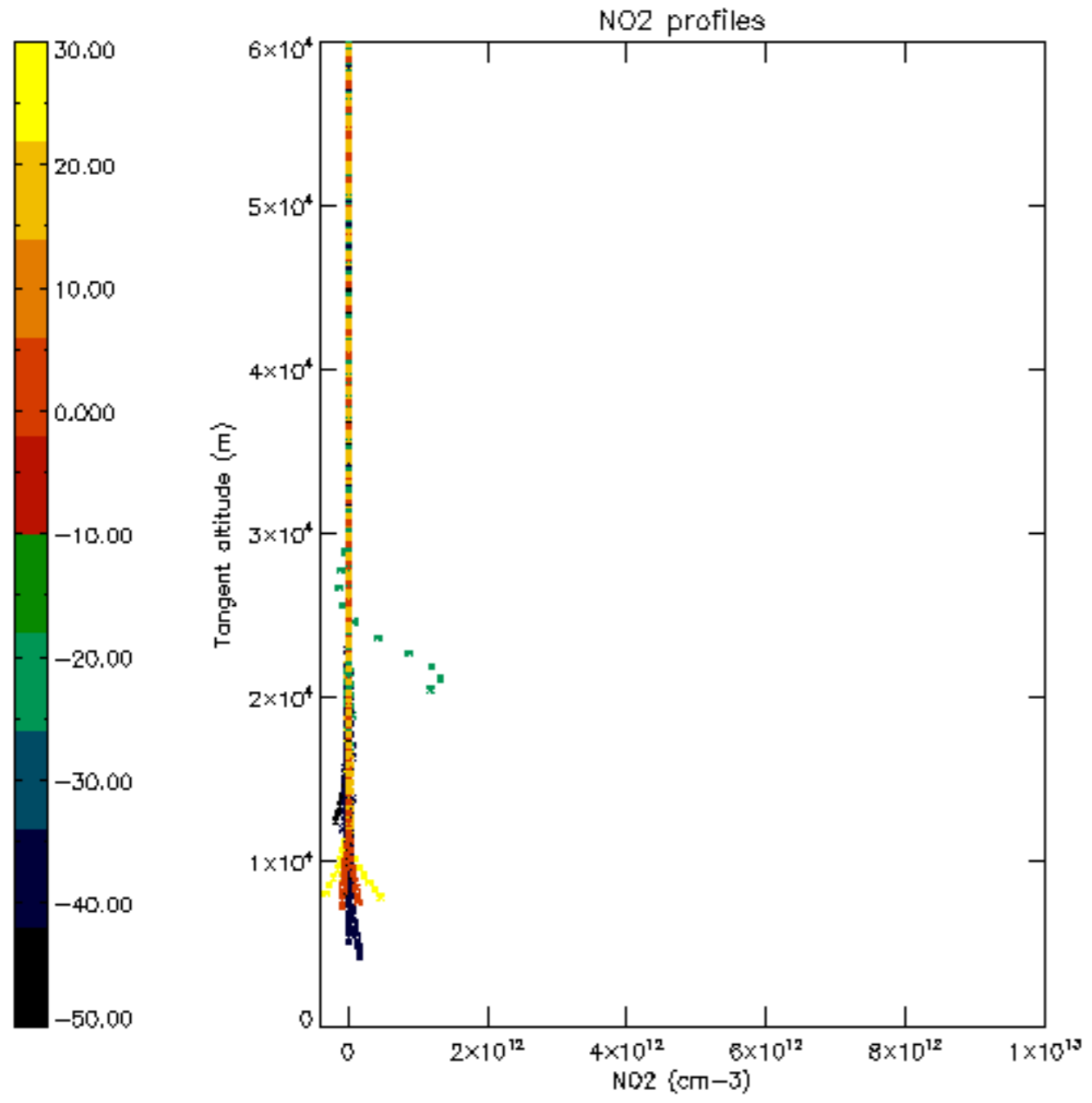


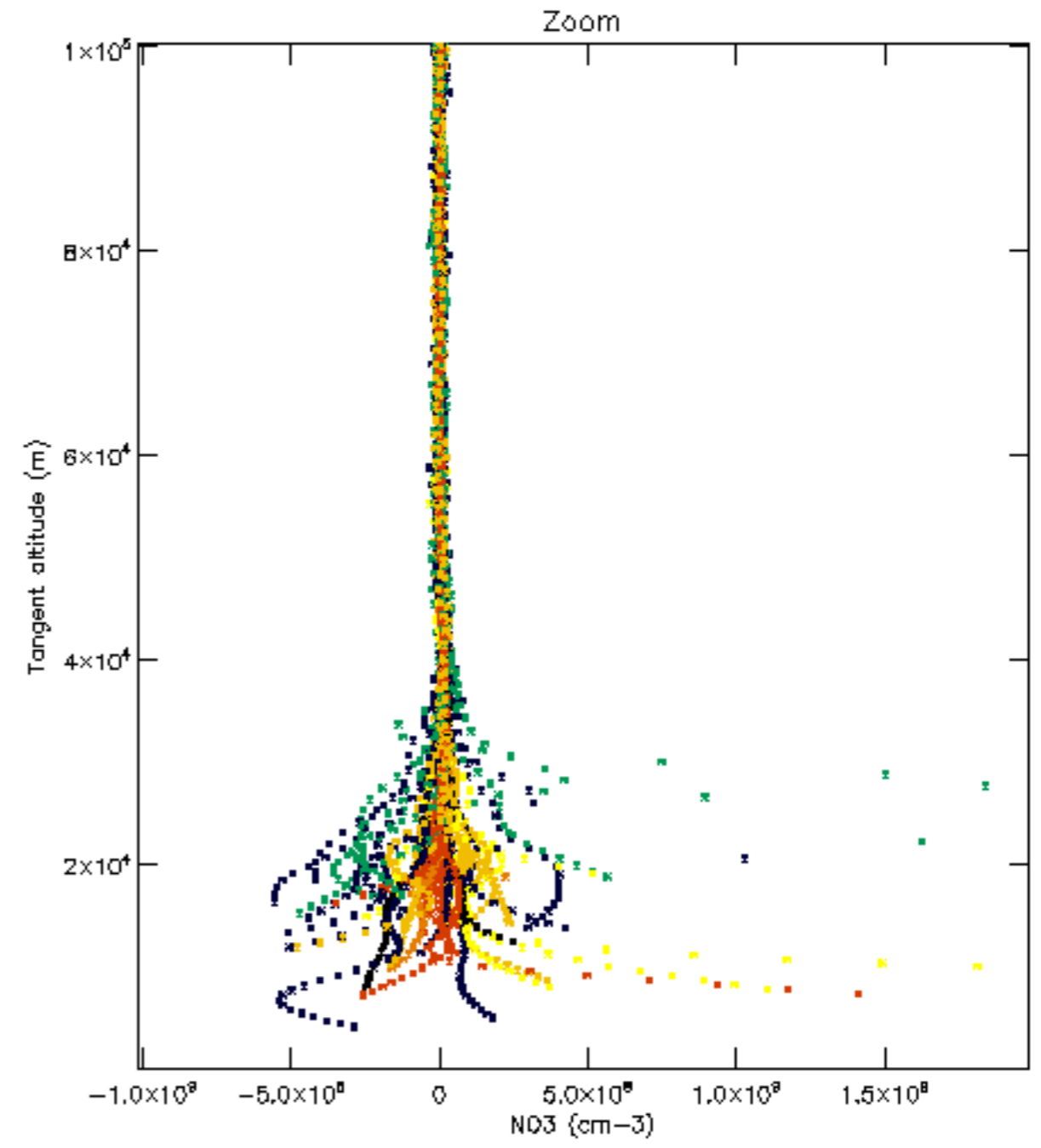
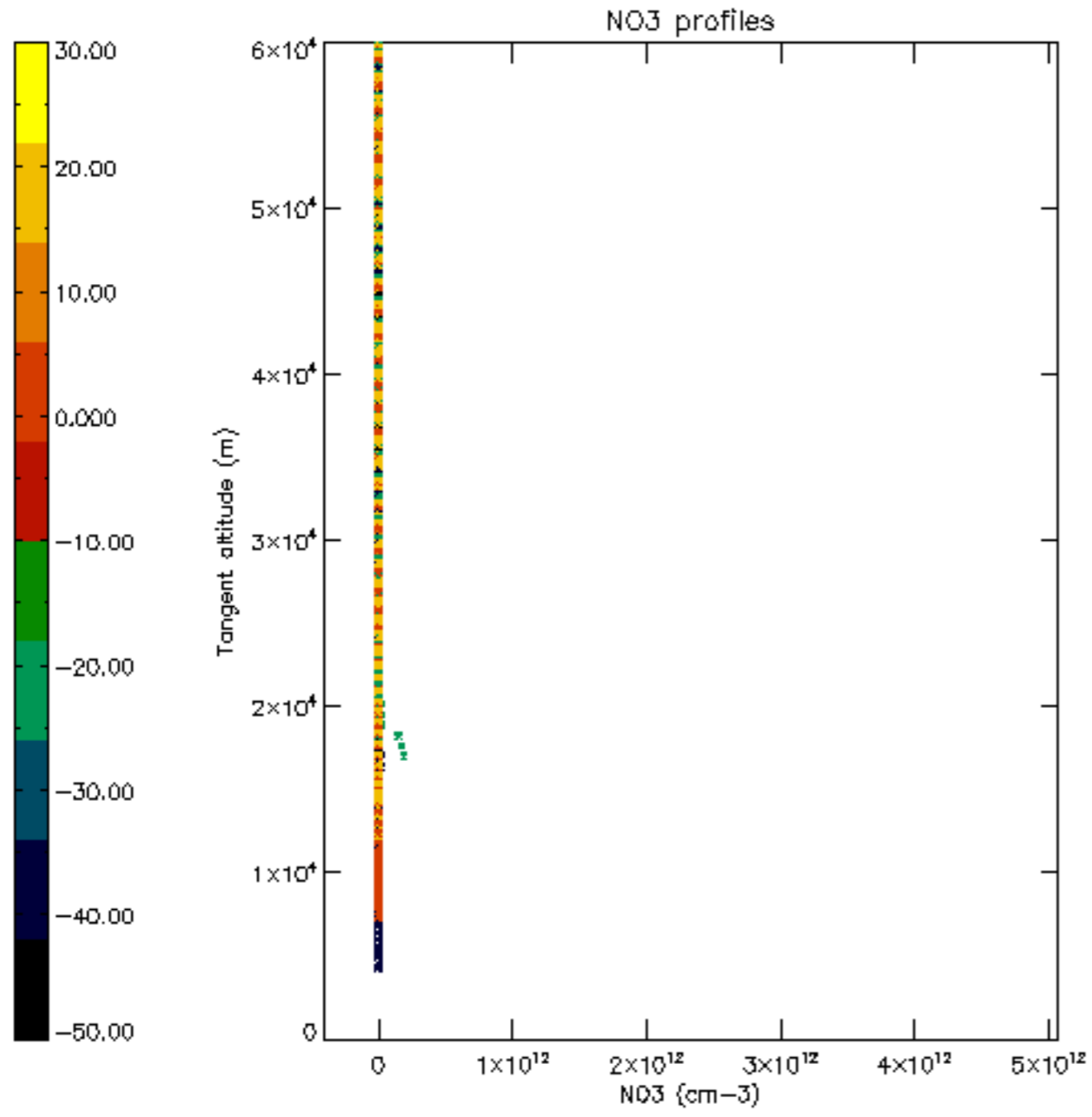


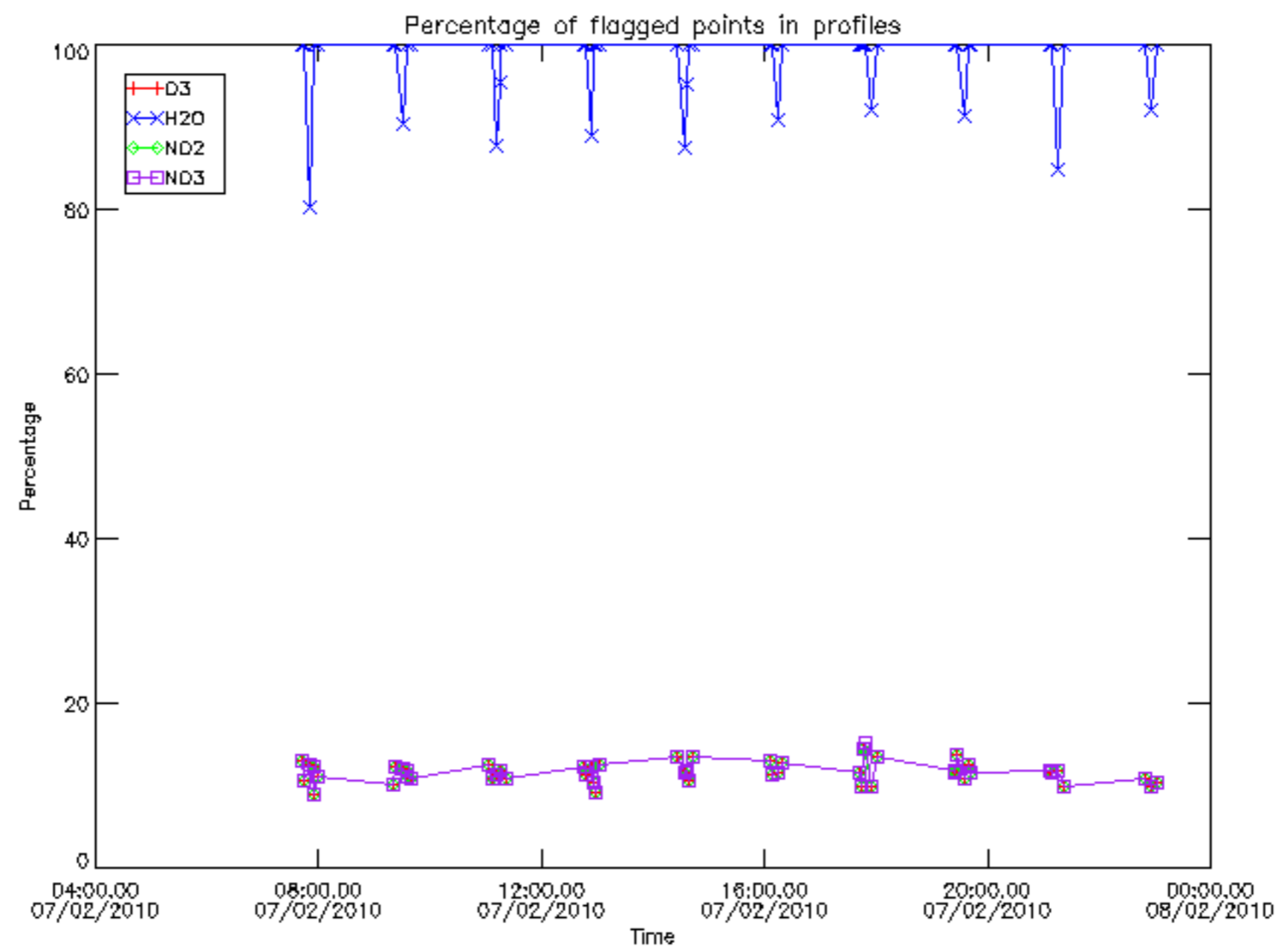




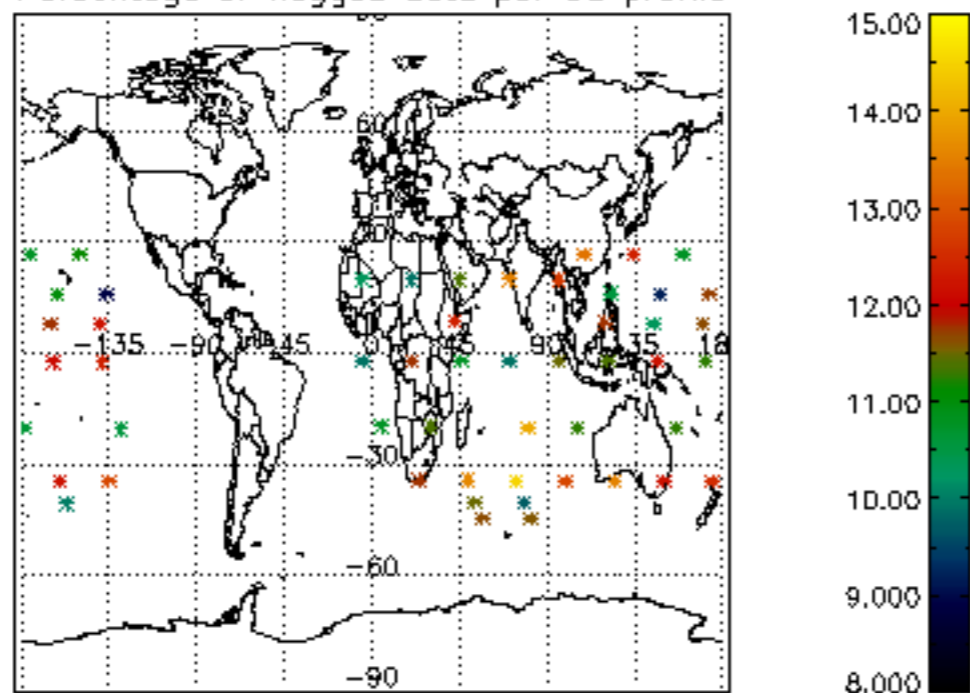




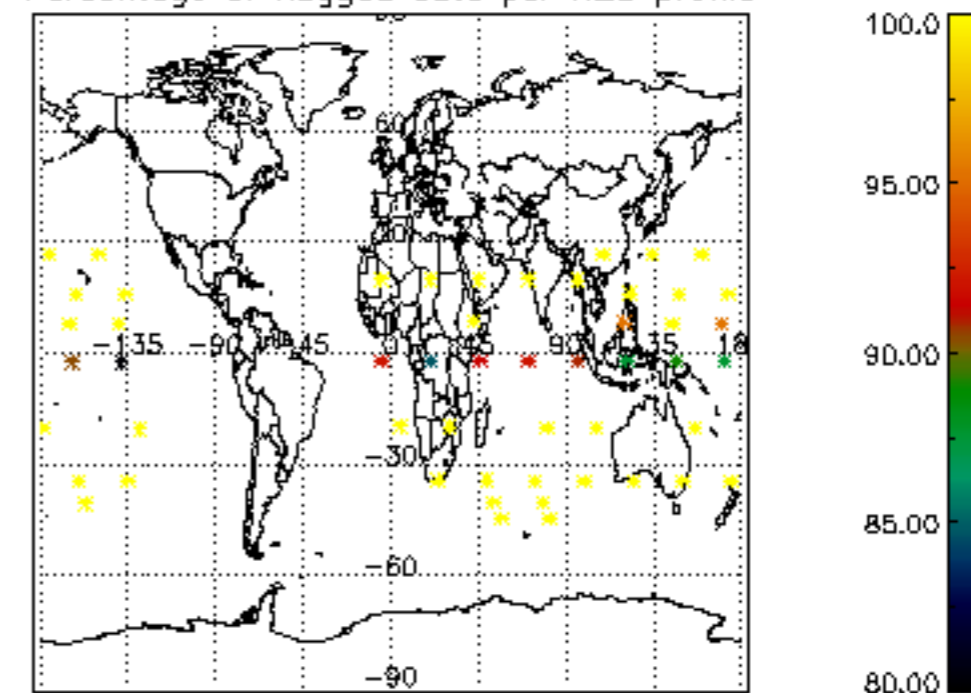




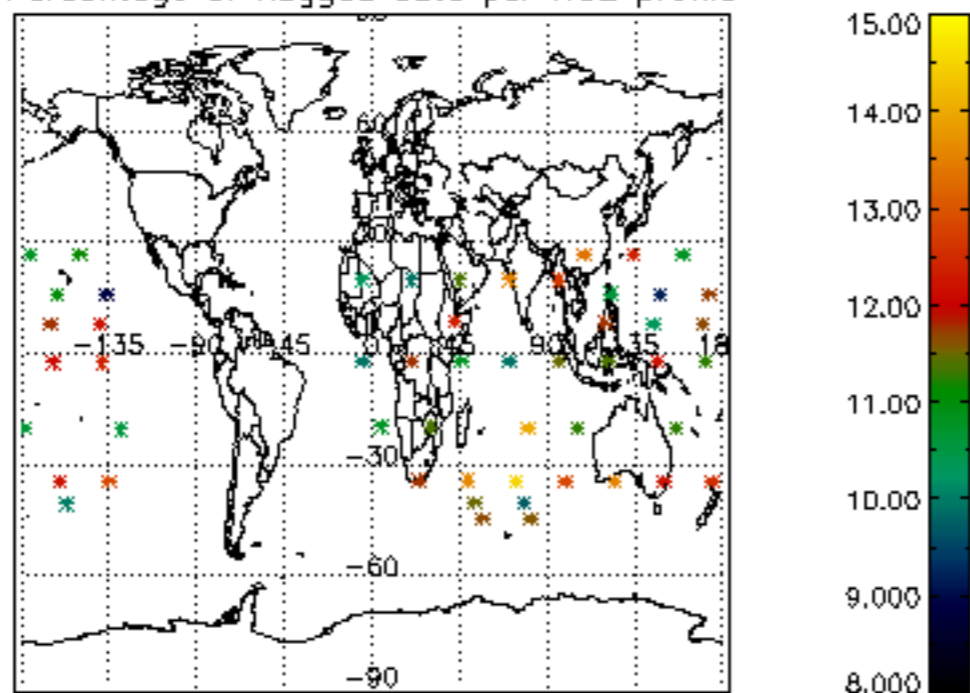
Percentage of flagged data per D3 profile



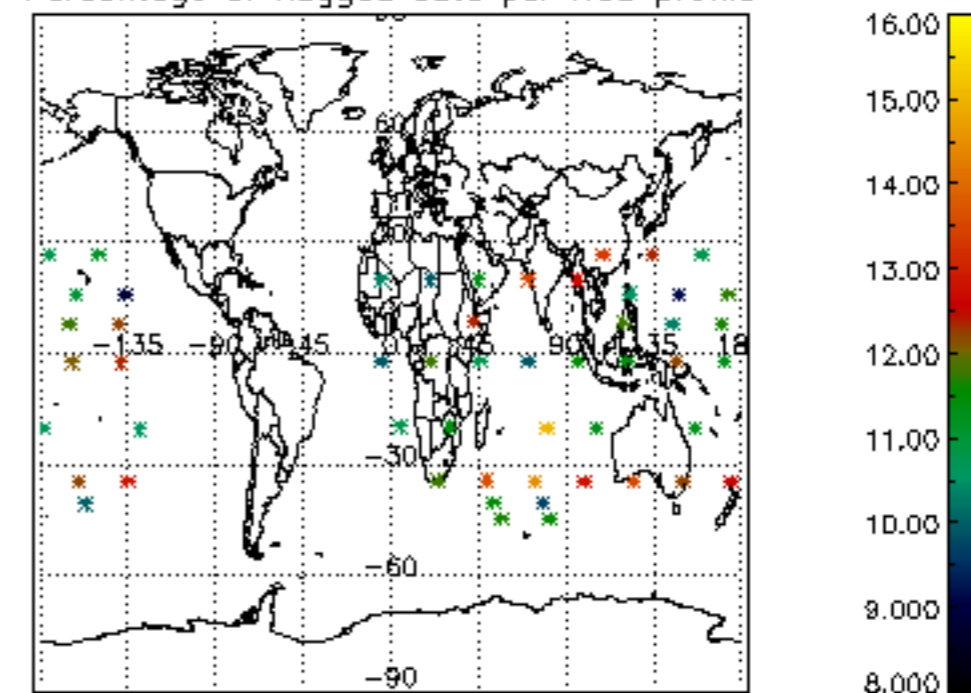
Percentage of flagged data per H2O profile

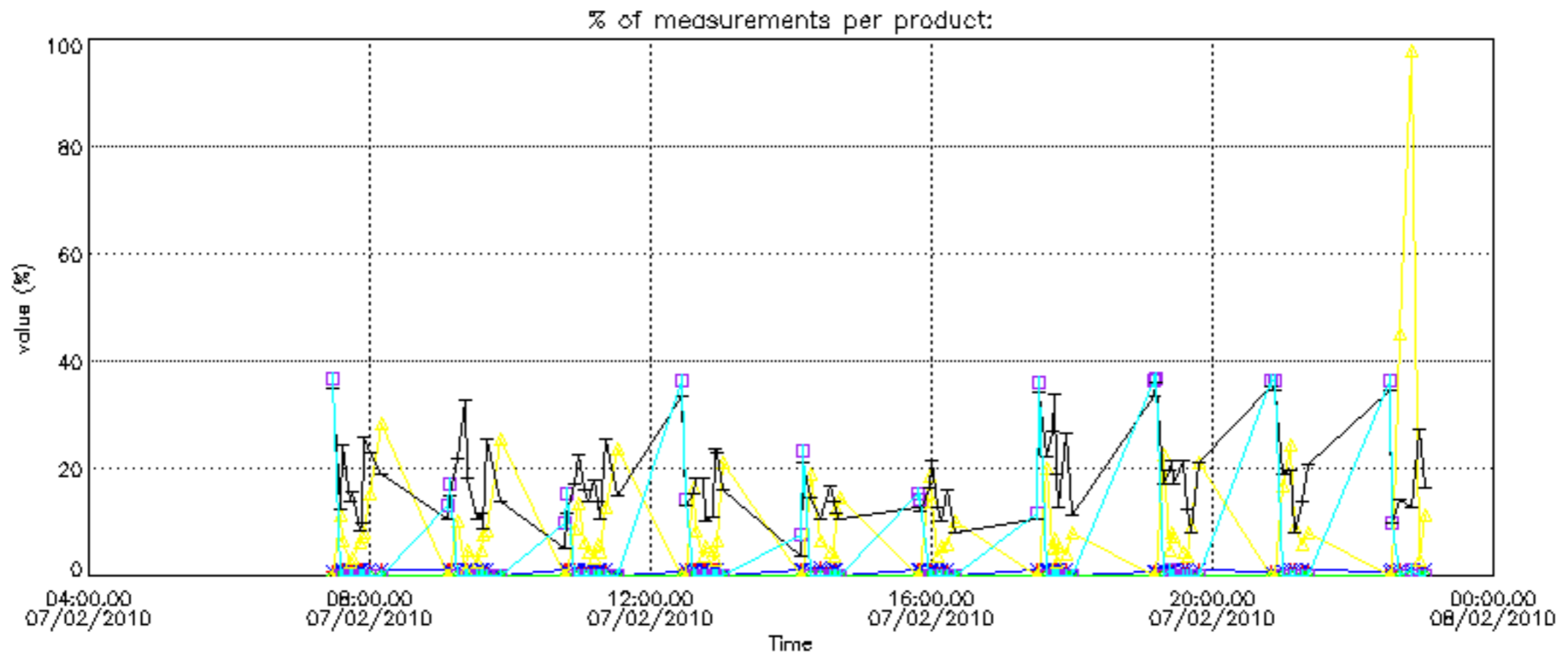


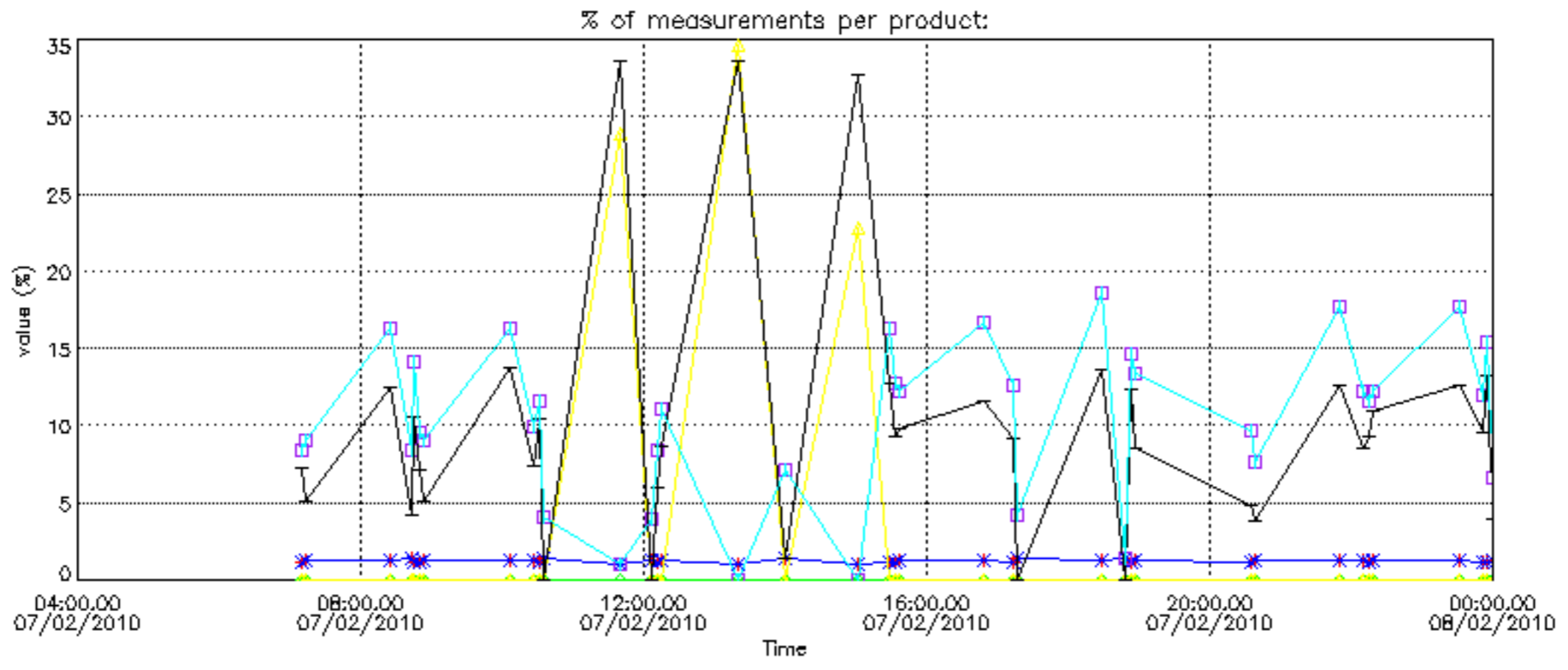
Percentage of flagged data per NO2 profile



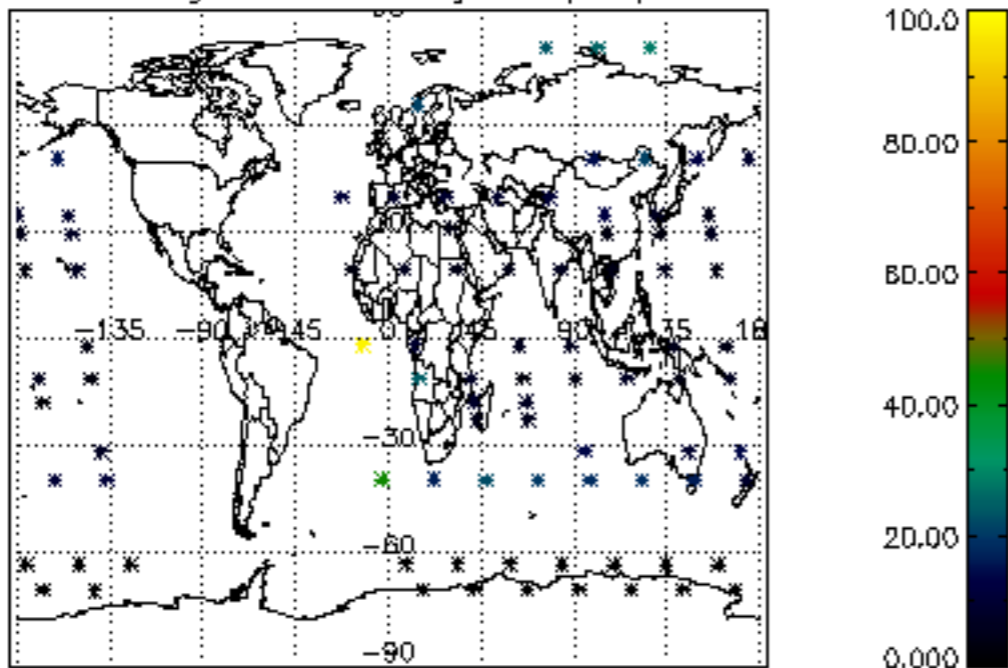
Percentage of flagged data per NO3 profile



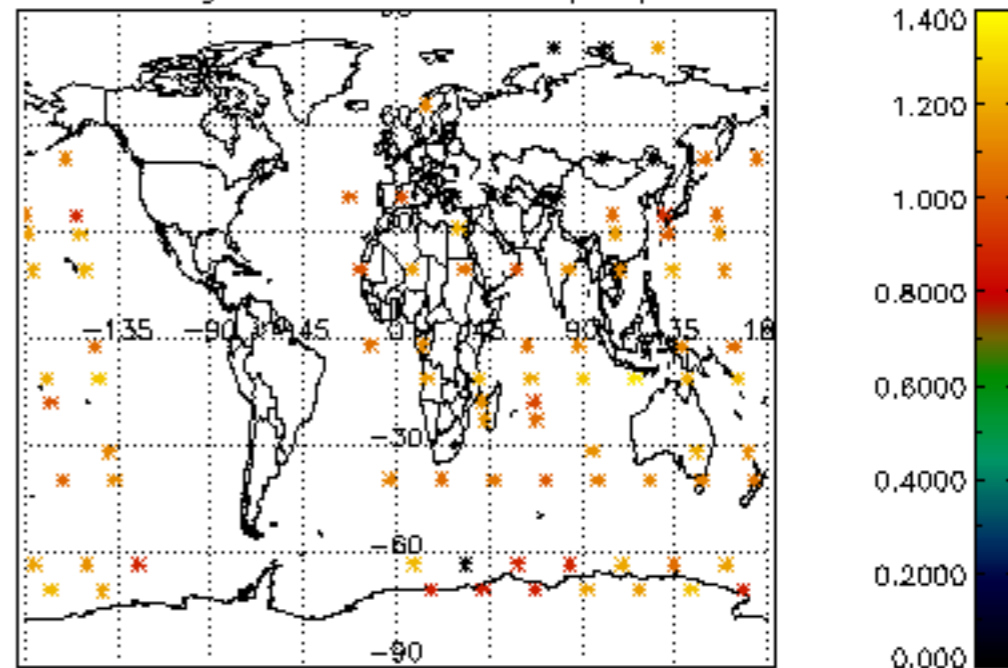




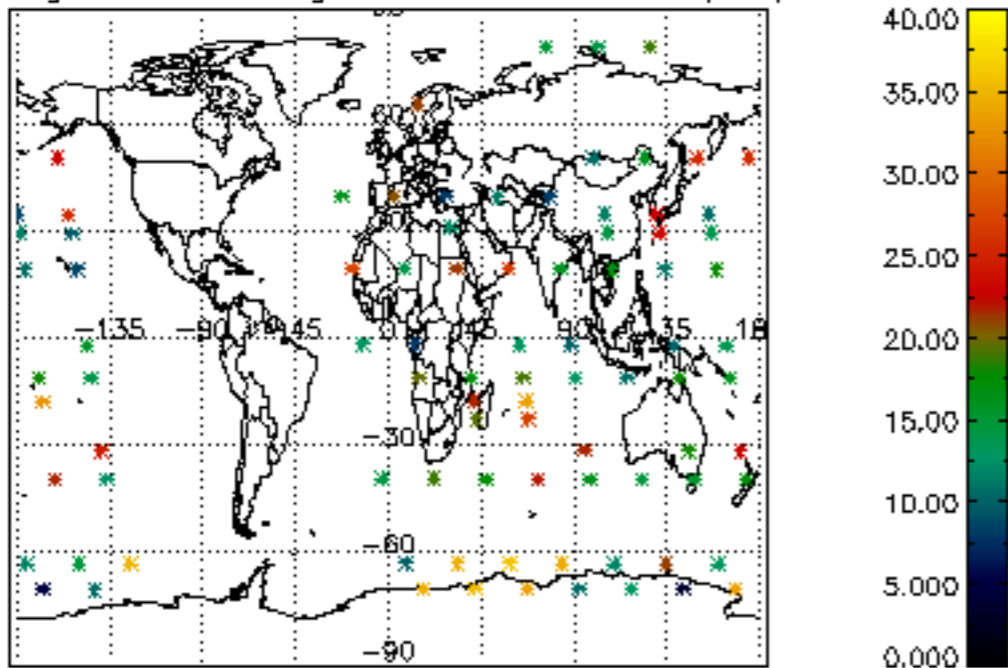
Percentage of cosmic ray hits per profile



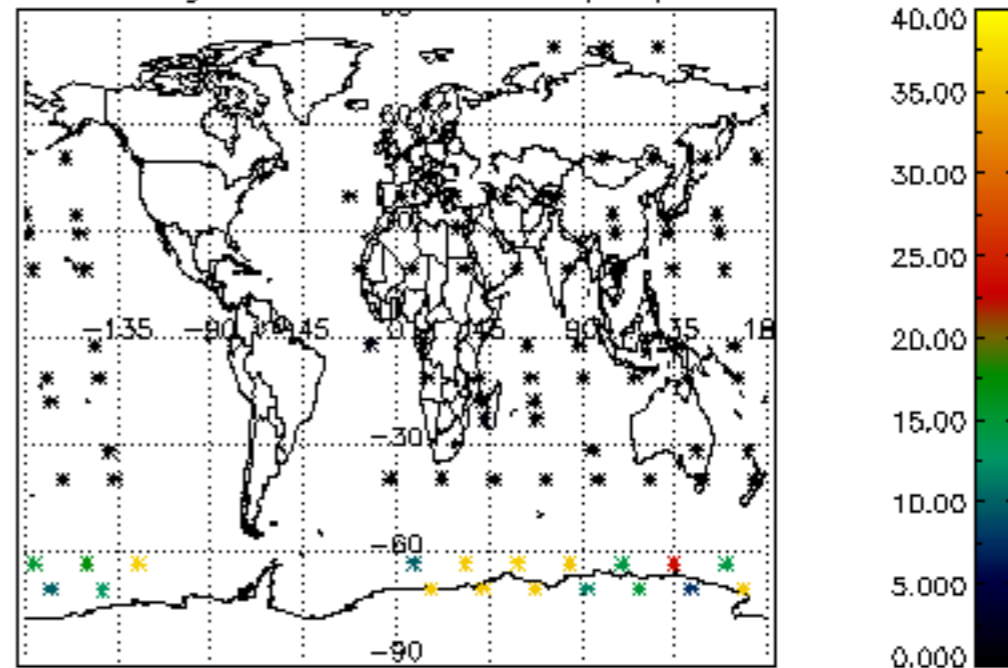
Percentage of datation errors per profile



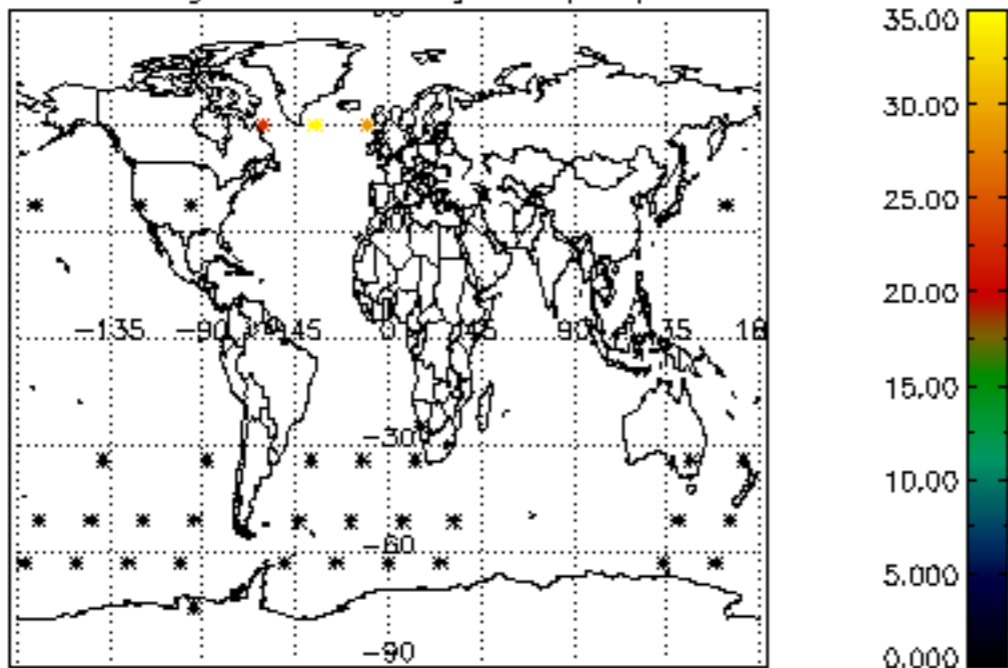
Percentage of star falling outside central band per profile



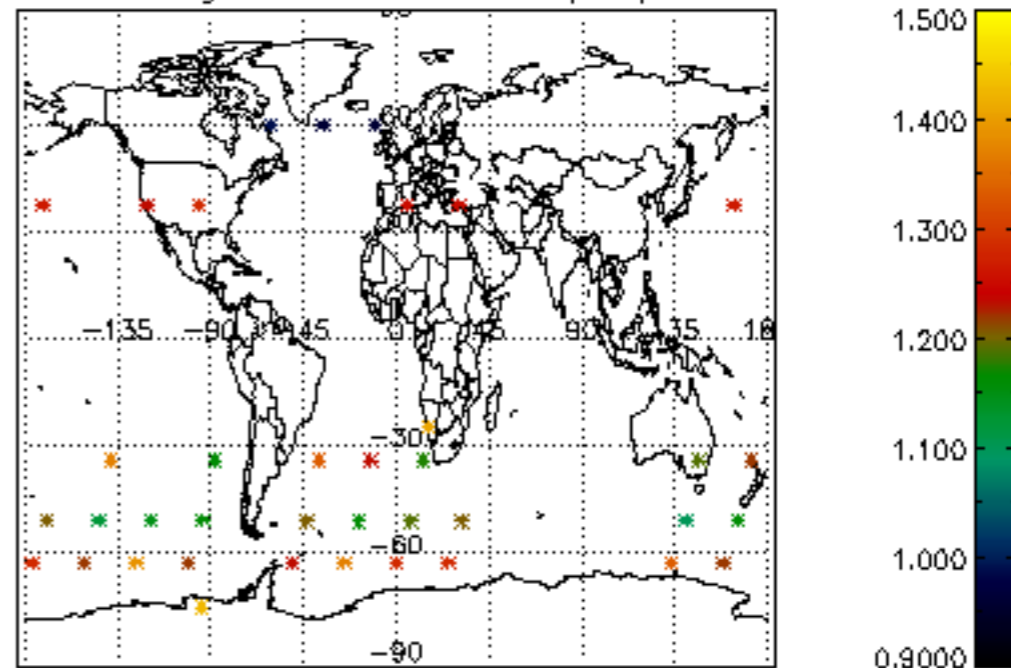
Percentage of saturation errors per profile



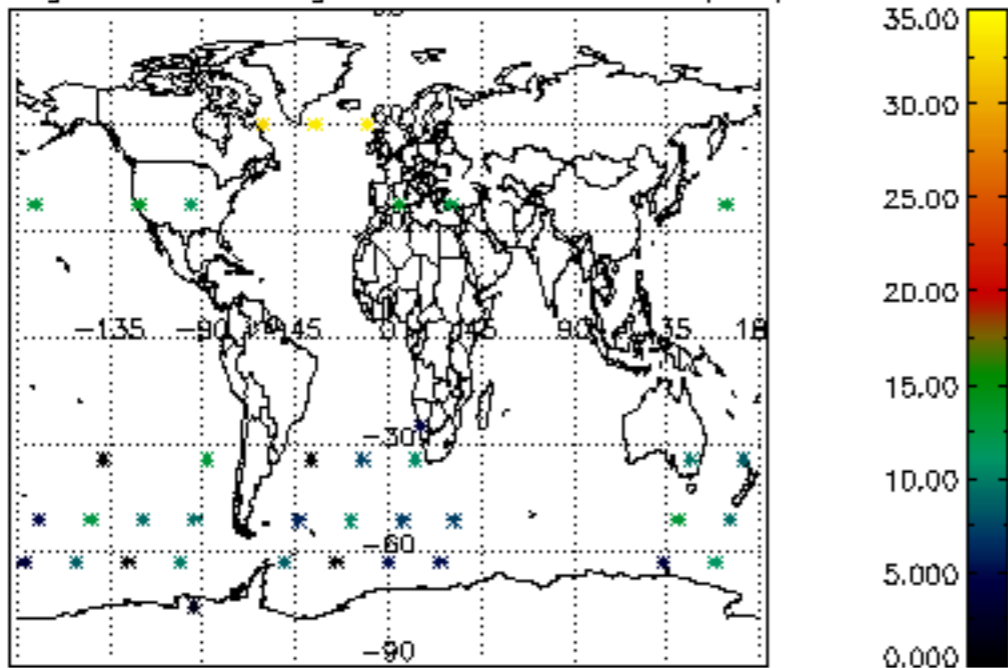
Percentage of cosmic ray hits per profile



Percentage of datation errors per profile



Percentage of star falling outside central band per profile



Percentage of saturation errors per profile

