

GOMOS Level 2 Daily Report

SUMMARY

[1. General Info](#)

[2. Summary of processed GOM_NL_2P products](#)

[3. Level 2 Quality information per product](#)

[3.1 Plot of level 2 quality information per product \(time dependant\)](#)

[3.2 Plot of level 2 quality information per product \(world map\)](#)

[4. Level 1 Quality information per product \(stored on level 2 products\)](#)

[4.1 Plot of level 1 quality information per product \(time dependant\)](#)

[4.1.1 Plot of level 1 quality information per product \(time dependant\): ASCENDING](#)

[4.1.2 Plot of level 1 quality information per product \(time dependant\): DESCENDING](#)

[4.2 Plot of level 1 quality information per product \(world map\)](#)

[4.2.1 Plot of level 1 quality information per product \(world map\): ASCENDING](#)

[4.2.2 Plot of level 1 quality information per product \(world map\): DESCENDING](#)

[5. Ozone profiles based on quality statistics and other trace gas profiles](#)

[5.1 Ozone statistics based on quality of products](#)

[5.2 Plot ozone profiles for all STD \(dark without errors\)](#)

[5.3 Plot ozone profiles where STD < 20% \(dark without errors\)](#)

[5.4. Plot ozone profiles where STD < 10% \(dark without errors\)](#)

[5.5. Plot ozone profiles where STD < 5% \(dark without errors\)](#)

[5.6 Plot NO2 profiles for all STD \(dark without errors\)](#)

[5.7 Plot NO3 profiles for all STD \(dark without errors\)](#)

[5.8 Plot H2O profiles \(only for occultations of stars 1,2,3,4,13,14,16,26,63 dark without errors\) for all STD](#)

[6. Auxiliary Data Files used for the production reported in section 2](#)

This report presents the daily analysis on parameters extracted from GOMOS level 2 data (GOM_NL__2P). It is intended to monitor some important parameters that will impact the quality of these products. A list of level 2 products (and content) that have arrived during the reporting day to the PCF is also given.

Item	Value
Time of report generation	26APR2013 17:12:26
Data source version	GOMOS/6.01
Start time of products	06-02-2010 (06FEB2010 00:00:00)
Stop time of products	07-02-2010 (07FEB2010 00:00:00)
Store outputs in DB	Yes
Nb of level 2 prods	130
Nb of prods with errors	0

2. Summary of processed GOM_NL__2P products.

Nr	Filename	UTC Start time	Limb	Duration	Star Id	Star Name	Star Mag	Star Temp	Nb Meas	Orbit	Prod. error
1	GOM_NL__2PRFIN20100206_000222_000000492086_00360_41496_3766.N1	06-FEB-2010 00:02:22	Dark	49.000	20	Bet Cru	1.2530	30000.	98	41496	No
2	GOM_NL__2PRFIN20100206_000346_000000462086_00360_41496_3767.N1	06-FEB-2010 00:03:46	Dark	46.000	64	Gam Cen	2.2000	10600.	92	41496	No
3	GOM_NL__2PRFIN20100206_000826_000000412086_00360_41496_3768.N1	06-FEB-2010 00:08:26	Dark	40.500	71	lot Car	2.2460	7700.0	81	41496	No
4	GOM_NL__2PRFIN20100206_001008_000000412086_00360_41496_3769.N1	06-FEB-2010 00:10:08	Dark	40.500	46	Del Vel	1.9540	10600.	81	41496	No
5	GOM_NL__2PRFIN20100206_001244_000000452086_00360_41496_3770.N1	06-FEB-2010 00:12:44	Straylight	45.000	65	Lam Vel	2.2040	4400.0	90	41496	No
6	GOM_NL__2PRFIN20100206_003407_000000392086_00360_41496_3771.N1	06-FEB-2010 00:34:07	Bright	39.000	17	78Bet Gem	1.1610	4500.0	78	41496	No
7	GOM_NL__2PRFIN20100206_005129_000000382086_00360_41496_3772.N1	06-FEB-2010 00:51:29	Bright	38.000	49	1Alp UMi	1.9900	6300.0	76	41496	No
8	GOM_NL__2PRFIN20100206_005903_000000412086_00360_41496_3773.N1	06-FEB-2010 00:59:03	Bright	41.000	119	14Eta Dra	2.7270	4700.0	82	41496	No
9	GOM_NL__2PRFIN20100206_010225_000000412086_00360_41496_3774.N1	06-FEB-2010 01:02:25	Bright	41.000	130	23Bet Dra	2.7990	5800.0	82	41496	No
10	GOM_NL__2PRFIN20100206_011440_000000412086_00360_41496_3775.N1	06-FEB-2010 01:14:40	Bright	41.000	59	55Alp Oph	2.0800	8900.0	82	41496	No
11	GOM_NL__2PRFIN20100206_011651_000000402086_00360_41496_3776.N1	06-FEB-2010 01:16:51	Bright	39.500	126	60Bet Oph	2.7700	4250.0	79	41496	No
12	GOM_NL__2PRFIN20100206_012334_000000442086_00360_41496_3777.N1	06-FEB-2010 01:23:34	Twilight	44.000	86	35Eta Oph	2.4300	10200.	88	41496	No
13	GOM_NL__2PRFIN20100206_012949_000000482086_00360_41496_3778.N1	06-FEB-2010 01:29:49	Dark	47.500	40	The Sco	1.8590	7100.0	95	41496	No
14	GOM_NL__2PRFIN20100206_014006_000000452086_00361_41497_3773.N1	06-FEB-2010 01:40:06	Dark	45.000	10	Bet Cen	0.61000	28000.	90	41497	No
15	GOM_NL__2PRFIN20100206_014259_000000422086_00361_41497_3774.N1	06-FEB-2010 01:42:59	Dark	41.500	20	Bet Cru	1.2530	30000.	83	41497	No
16	GOM_NL__2PRFIN20100206_014422_000000492086_00361_41497_3775.N1	06-FEB-2010 01:44:22	Dark	48.500	64	Gam Cen	2.2000	10600.	97	41497	No
17	GOM_NL__2PRFIN20100206_014902_000000422086_00361_41497_3776.N1	06-FEB-2010 01:49:02	Dark	42.000	71	lot Car	2.2460	7700.0	84	41497	No
18	GOM_NL__2PRFIN20100206_015045_000000402086_00361_41497_3777.N1	06-FEB-2010 01:50:45	Dark	40.000	46	Del Vel	1.9540	10600.	80	41497	No
19	GOM_NL__2PRFIN20100206_015320_000000472086_00361_41497_3778.N1	06-FEB-2010 01:53:20	Straylight	47.000	65	Lam Vel	2.2040	4400.0	94	41497	No
20	GOM_NL__2PRFIN20100206_021442_000000412086_00361_41497_3779.N1	06-FEB-2010 02:14:42	Bright	41.000	17	78Bet Gem	1.1610	4500.0	82	41497	No
21	GOM_NL__2PRFIN20100206_023451_000000422086_00361_41497_3780.N1	06-FEB-2010 02:34:51	Bright	42.000	60	7Bet UMi	2.0810	3950.0	84	41497	No
22	GOM_NL__2PRFIN20100206_023938_000000592086_00361_41497_3781.N1	06-FEB-2010 02:39:38	Bright	59.000	119	14Eta Dra	2.7270	4700.0	118	41497	No
23	GOM_NL__2PRFIN20100206_024301_000000402086_00361_41497_3782.N1	06-FEB-2010 02:43:01	Bright	40.000	130	23Bet Dra	2.7990	5800.0	80	41497	No
24	GOM_NL__2PRFIN20100206_025517_000000412086_00361_41497_3783.N1	06-FEB-2010 02:55:17	Bright	41.000	59	55Alp Oph	2.0800	8900.0	82	41497	No
25	GOM_NL__2PRFIN20100206_025727_000000412086_00361_41497_3784.N1	06-FEB-2010 02:57:27	Bright	41.000	126	60Bet Oph	2.7700	4250.0	82	41497	No
26	GOM_NL__2PRFIN20100206_030411_000000482086_00361_41497_3785.N1	06-FEB-2010 03:04:11	Twilight	48.000	86	35Eta Oph	2.4300	10200.	96	41497	No
27	GOM_NL__2PRFIN20100206_031026_000000442086_00361_41497_3786.N1	06-FEB-2010 03:10:26	Dark	44.000	40	The Sco	1.8590	7100.0	88	41497	No
28	GOM_NL__2PRFIN20100206_032043_000000422086_00362_41498_3781.N1	06-FEB-2010 03:20:43	Dark	41.500	10	Bet Cen	0.61000	28000.	83	41498	No
29	GOM_NL__2PRFIN20100206_032335_000000462086_00362_41498_3782.N1	06-FEB-2010 03:23:35	Dark	45.500	20	Bet Cru	1.2530	30000.	91	41498	No
30	GOM_NL__2PRFIN20100206_032459_000000472086_00362_41498_3783.N1	06-FEB-2010 03:24:59	Dark	46.500	64	Gam Cen	2.2000	10600.	93	41498	No
31	GOM_NL__2PRFIN20100206_032938_000000382086_00362_41498_3784.N1	06-FEB-2010 03:29:38	Dark	37.500	71	lot Car	2.2460	7700.0	75	41498	No
32	GOM_NL__2PRFIN20100206_033121_000000442086_00362_41498_3785.N1	06-FEB-2010 03:31:21	Dark	44.000	46	Del Vel	1.9540	10600.	88	41498	No
33	GOM_NL__2PRFIN20100206_033357_000000462086_00362_41498_3786.N1	06-FEB-2010 03:33:57	Straylight	46.000	65	Lam Vel	2.2040	4400.0	92	41498	No
34	GOM_NL__2PRFIN20100206_035518_000000422086_00362_41498_3787.N1	06-FEB-2010 03:55:18	Bright	41.500	17	78Bet Gem	1.1610	4500.0	83	41498	No
35	GOM_NL__2PRFIN20100206_041241_000000322086_00362_41498_3788.N1	06-FEB-2010 04:12:41	Bright	32.000	49	1Alp UMi	1.9900	6300.0	64	41498	No
36	GOM_NL__2PRFIN20100206_042014_000000382086_00362_41498_3789.N1	06-FEB-2010 04:20:14	Bright	38.000	119	14Eta Dra	2.7270	4700.0	76	41498	No
37	GOM_NL__2PRFIN20100206_042337_000000432086_00362_41498_3790.N1	06-FEB-2010 04:23:37	Bright	42.500	130	23Bet Dra	2.7990	5800.0	85	41498	No
38	GOM_NL__2PRFIN20100206_043553_000000422086_00362_41498_3791.N1	06-FEB-2010 04:35:53	Bright	42.000	59	55Alp Oph	2.0800	8900.0	84	41498	No
39	GOM_NL__2PRFIN20100206_043803_000000552086_00362_41498_3792.N1	06-FEB-2010 04:38:03	Bright	55.000	126	60Bet Oph	2.7700	4250.0	110	41498	No
40	GOM_NL__2PRFIN20100206_044447_000000482086_00362_41498_3793.N1	06-FEB-2010 04:44:47	Twilight	47.500	86	35Eta Oph	2.4300	10200.	95	41498	No
41	GOM_NL__2PRFIN20100206_044709_000000432086_00362_41498_3794.N1	06-FEB-2010 04:47:09	Twilight	43.000	167	10Gam2Sgr	2.9840	4500.0	86	41498	No
42	GOM_NL__2PRFIN20100206_044920_000000512086_00362_41498_3795.N1	06-FEB-2010 04:49:20	Dark	50.500	16	21Alp Sco	1.0200	3000.0	101	41498	No

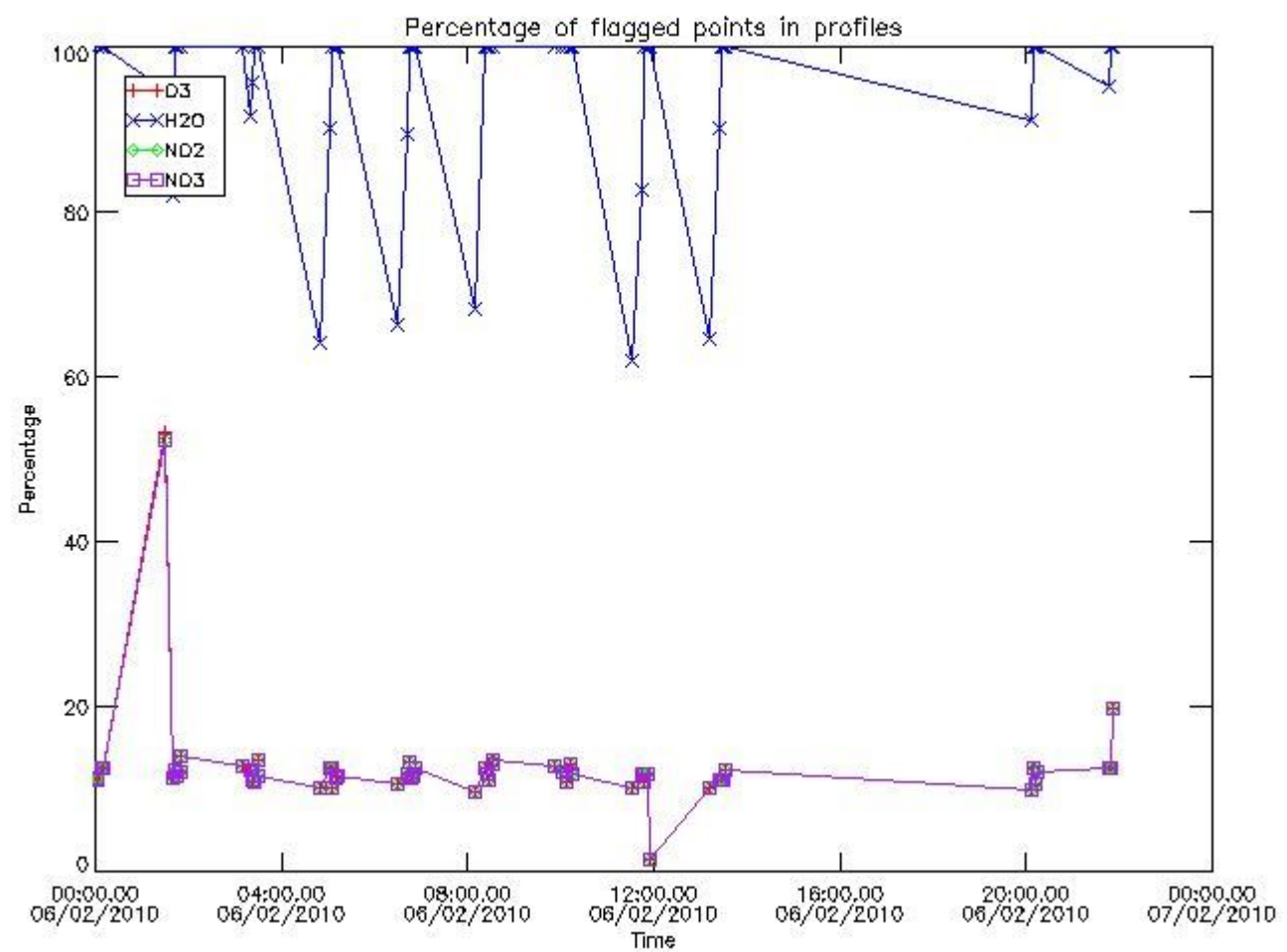
43	GOM_NL__2PRFIN20100206_050119_000000412086_00363_41499_3789.N1	06-FEB-2010 05:01:19	Dark	41.000	10	Bet Cen	0.61000	28000.	82	41499	No
44	GOM_NL__2PRFIN20100206_050412_000000412086_00363_41499_3790.N1	06-FEB-2010 05:04:12	Dark	41.000	20	Bet Cru	1.2530	30000.	82	41499	No
45	GOM_NL__2PRFIN20100206_050536_000000512086_00363_41499_3791.N1	06-FEB-2010 05:05:36	Dark	50.500	64	Gam Cen	2.2000	10600.	101	41499	No
46	GOM_NL__2PRFIN20100206_051015_000000452086_00363_41499_3792.N1	06-FEB-2010 05:10:15	Dark	45.000	71	lot Car	2.2460	7700.0	90	41499	No
47	GOM_NL__2PRFIN20100206_051157_000000452086_00363_41499_3793.N1	06-FEB-2010 05:11:57	Dark	44.500	46	Del Vel	1.9540	10600.	89	41499	No
48	GOM_NL__2PRFIN20100206_051433_000000462086_00363_41499_3794.N1	06-FEB-2010 05:14:33	Straylight	45.500	65	Lam Vel	2.2040	4400.0	91	41499	No
49	GOM_NL__2PRFIN20100206_053554_000000412086_00363_41499_3795.N1	06-FEB-2010 05:35:54	Bright	40.500	17	78Bet Gem	1.1610	4500.0	81	41499	No
50	GOM_NL__2PRFIN20100206_055317_000000352086_00363_41499_3796.N1	06-FEB-2010 05:53:17	Bright	35.000	49	1Alp UMi	1.9900	6300.0	70	41499	No
51	GOM_NL__2PRFIN20100206_060050_000000592086_00363_41499_3797.N1	06-FEB-2010 06:00:50	Bright	59.000	119	14Eta Dra	2.7270	4700.0	118	41499	No
52	GOM_NL__2PRFIN20100206_060413_000000422086_00363_41499_3798.N1	06-FEB-2010 06:04:13	Bright	41.500	130	23Bet Dra	2.7990	5800.0	83	41499	No
53	GOM_NL__2PRFIN20100206_061629_000000572086_00363_41499_3799.N1	06-FEB-2010 06:16:29	Bright	57.000	59	55Alp Oph	2.0800	8900.0	114	41499	No
54	GOM_NL__2PRFIN20100206_061839_000000562086_00363_41499_3800.N1	06-FEB-2010 06:18:39	Bright	56.000	126	60Bet Oph	2.7700	4250.0	112	41499	No
55	GOM_NL__2PRFIN20100206_062524_000000452086_00363_41499_3801.N1	06-FEB-2010 06:25:24	Tw_i_and_stray	44.500	86	35Eta Oph	2.4300	10200.	89	41499	No
56	GOM_NL__2PRFIN20100206_062958_000000482086_00363_41499_3802.N1	06-FEB-2010 06:29:58	Dark	48.000	16	21Alp Sco	1.0200	3000.0	96	41499	No
57	GOM_NL__2PRFIN20100206_064156_000000432086_00364_41500_3797.N1	06-FEB-2010 06:41:56	Dark	43.000	10	Bet Cen	0.61000	28000.	86	41500	No
58	GOM_NL__2PRFIN20100206_064448_000000422086_00364_41500_3798.N1	06-FEB-2010 06:44:48	Dark	42.000	20	Bet Cru	1.2530	30000.	84	41500	No
59	GOM_NL__2PRFIN20100206_064613_000000452086_00364_41500_3799.N1	06-FEB-2010 06:46:13	Dark	45.000	64	Gam Cen	2.2000	10600.	90	41500	No
60	GOM_NL__2PRFIN20100206_065051_000000452086_00364_41500_3800.N1	06-FEB-2010 06:50:51	Dark	44.500	71	lot Car	2.2460	7700.0	89	41500	No
61	GOM_NL__2PRFIN20100206_065233_000000412086_00364_41500_3801.N1	06-FEB-2010 06:52:33	Dark	40.500	46	Del Vel	1.9540	10600.	81	41500	No
62	GOM_NL__2PRFIN20100206_065509_000000452086_00364_41500_3802.N1	06-FEB-2010 06:55:09	Straylight	44.500	65	Lam Vel	2.2040	4400.0	89	41500	No
63	GOM_NL__2PRFIN20100206_074126_000000432086_00364_41500_3803.N1	06-FEB-2010 07:41:26	Bright	43.000	119	14Eta Dra	2.7270	4700.0	86	41500	No
64	GOM_NL__2PRFIN20100206_074449_000000362086_00364_41500_3804.N1	06-FEB-2010 07:44:49	Bright	35.500	130	23Bet Dra	2.7990	5800.0	71	41500	No
65	GOM_NL__2PRFIN20100206_075705_000000582086_00364_41500_3805.N1	06-FEB-2010 07:57:05	Bright	58.000	59	55Alp Oph	2.0800	8900.0	116	41500	No
66	GOM_NL__2PRFIN20100206_075916_000000552086_00364_41500_3806.N1	06-FEB-2010 07:59:16	Bright	54.500	126	60Bet Oph	2.7700	4250.0	109	41500	No
67	GOM_NL__2PRFIN20100206_080600_000000462086_00364_41500_3807.N1	06-FEB-2010 08:06:00	Tw_i_and_stray	45.500	86	35Eta Oph	2.4300	10200.	91	41500	No
68	GOM_NL__2PRFIN20100206_080822_000000442086_00364_41500_3808.N1	06-FEB-2010 08:08:22	Twilight	43.500	167	10Gam2Sgr	2.9840	4500.0	87	41500	No
69	GOM_NL__2PRFIN20100206_081034_000000532086_00364_41500_3809.N1	06-FEB-2010 08:10:34	Dark	52.500	16	21Alp Sco	1.0200	3000.0	105	41500	No
70	GOM_NL__2PRFIN20100206_082232_000000412086_00365_41501_3805.N1	06-FEB-2010 08:22:32	Dark	41.000	10	Bet Cen	0.61000	28000.	82	41501	No
71	GOM_NL__2PRFIN20100206_082525_000000432086_00365_41501_3806.N1	06-FEB-2010 08:25:25	Dark	43.000	20	Bet Cru	1.2530	30000.	86	41501	No
72	GOM_NL__2PRFIN20100206_082650_000000462086_00365_41501_3807.N1	06-FEB-2010 08:26:50	Dark	45.500	64	Gam Cen	2.2000	10600.	91	41501	No
73	GOM_NL__2PRFIN20100206_083127_000000392086_00365_41501_3808.N1	06-FEB-2010 08:31:27	Dark	39.000	71	lot Car	2.2460	7700.0	78	41501	No
74	GOM_NL__2PRFIN20100206_083309_000000382086_00365_41501_3809.N1	06-FEB-2010 08:33:09	Dark	38.000	46	Del Vel	1.9540	10600.	76	41501	No
75	GOM_NL__2PRFIN20100206_083545_000000452086_00365_41501_3810.N1	06-FEB-2010 08:35:45	Straylight	44.500	65	Lam Vel	2.2040	4400.0	89	41501	No
76	GOM_NL__2PRFIN20100206_085706_000000402086_00365_41501_3811.N1	06-FEB-2010 08:57:06	Bright	40.000	17	78Bet Gem	1.1610	4500.0	80	41501	No
77	GOM_NL__2PRFIN20100206_091429_000000382086_00365_41501_3812.N1	06-FEB-2010 09:14:29	Bright	38.000	49	1Alp UMi	1.9900	6300.0	76	41501	No
78	GOM_NL__2PRFIN20100206_092201_000000422086_00365_41501_3813.N1	06-FEB-2010 09:22:01	Bright	41.500	119	14Eta Dra	2.7270	4700.0	83	41501	No
79	GOM_NL__2PRFIN20100206_092525_000000402086_00365_41501_3814.N1	06-FEB-2010 09:25:25	Bright	40.000	130	23Bet Dra	2.7990	5800.0	80	41501	No
80	GOM_NL__2PRFIN20100206_093742_000000582086_00365_41501_3815.N1	06-FEB-2010 09:37:42	Bright	58.000	59	55Alp Oph	2.0800	8900.0	116	41501	No
81	GOM_NL__2PRFIN20100206_093952_000000422086_00365_41501_3816.N1	06-FEB-2010 09:39:52	Bright	41.500	126	60Bet Oph	2.7700	4250.0	83	41501	No
82	GOM_NL__2PRFIN20100206_094637_000000492086_00365_41501_3817.N1	06-FEB-2010 09:46:37	Tw_i_and_stray	49.000	86	35Eta Oph	2.4300	10200.	98	41501	No
83	GOM_NL__2PRFIN20100206_095251_000000482086_00365_41501_3818.N1	06-FEB-2010 09:52:51	Dark	48.000	40	The Sco	1.8590	7100.0	96	41501	No
84	GOM_NL__2PRFIN20100206_100309_000000422086_00366_41502_3813.N1	06-FEB-2010 10:03:09	Dark	42.000	10	Bet Cen	0.61000	28000.	84	41502	No
85	GOM_NL__2PRFIN20100206_100601_000000422086_00366_41502_3814.N1	06-FEB-2010 10:06:01	Dark	42.000	20	Bet Cru	1.2530	30000.	84	41502	No
86	GOM_NL__2PRFIN20100206_100726_000000482086_00366_41502_3815.N1	06-FEB-2010 10:07:26	Dark	47.500	64	Gam Cen	2.2000	10600.	95	41502	No
87	GOM_NL__2PRFIN20100206_101203_000000392086_00366_41502_3816.N1	06-FEB-2010 10:12:03	Dark	39.000	71	lot Car	2.2460	7700.0	78	41502	No
88	GOM_NL__2PRFIN20100206_101347_000000432086_00366_41502_3817.N1	06-FEB-2010 10:13:47	Dark	43.000	46	Del Vel	1.9540	10600.	86	41502	No
89	GOM_NL__2PRFIN20100206_101621_000000492086_00366_41502_3818.N1	06-FEB-2010 10:16:21	Straylight	48.500	65	Lam Vel	2.2040	4400.0	97	41502	No
90	GOM_NL__2PRFIN20100206_103742_000000402086_00366_41502_3819.N1	06-FEB-2010 10:37:42	Bright	40.000	17	78Bet Gem	1.1610	4500.0	80	41502	No
91	GOM_NL__2PRFIN20100206_105505_000000362086_00366_41502_3820.N1	06-FEB-2010 10:55:05	Bright	36.000	49	1Alp UMi	1.9900	6300.0	72	41502	No
92	GOM_NL__2PRFIN20100206_110237_000000452086_00366_41502_3821.N1	06-FEB-2010 11:02:37	Bright	44.500	119	14Eta Dra	2.7270	4700.0	89	41502	No
93	GOM_NL__2PRFIN20100206_110600_000000422086_00366_41502_3822.N1	06-FEB-2010 11:06:00	Bright	42.000	130	23Bet Dra	2.7990	5800.0	84	41502	No
94	GOM_NL__2PRFIN20100206_111818_000000422086_00366_41502_3823.N1	06-FEB-2010 11:18:18	Bright	42.000	59	55Alp Oph	2.0800	8900.0	84	41502	No
95	GOM_NL__2PRFIN20100206_112028_000000562086_00366_41502_3824.N1	06-FEB-2010 11:20:28	Bright	56.000	126	60Bet Oph	2.7700	4250.0	112	41502	No
96	GOM_NL__2PRFIN20100206_112713_000000452086_00366_41502_3825.N1	06-FEB-2010 11:27:13	Tw_i_and_stray	44.500	86	35Eta Oph	2.4300	10200.	89	41502	No
97	GOM_NL__2PRFIN20100206_113148_000000512086_00366_41502_3826.N1	06-FEB-2010 11:31:48	Dark	50.500	16	21Alp Sco	1.0200	3000.0	101	41502	No
98	GOM_NL__2PRFIN20100206_114345_000000442086_00367_41503_3821.N1	06-FEB-2010 11:43:45	Dark	43.500	10	Bet Cen	0.61000	28000.	87	41503	No
99	GOM_NL__2PRFIN20100206_114638_000000432086_00367_41503_3822.N1	06-FEB-2010 11:46:38	Dark	43.000	20	Bet Cru	1.2530	30000.	86	41503	No
100	GOM_NL__2PRFIN20100206_114803_000000472086_00367_41503_3823.N1	06-FEB-2010 11:48:03	Dark	47.000	64	Gam Cen	2.2000	10600.	94	41503	No
101	GOM_NL__2PRFIN20100206_115240_000000442086_00367_41503_3824.N1	06-FEB-2010 11:52:40	Dark	43.500	71	lot Car	2.2460	7700.0	87	41503	No

102	GOM_NL__2PRFIN20100206_115428_000000362086_00367_41503_3825.N1	06-FEB-2010 11:54:28	Dark	35.500	46	Del Vel	1.9540	10600.	71	41503	No
103	GOM_NL__2PRFIN20100206_115657_000000452086_00367_41503_3826.N1	06-FEB-2010 11:56:57	Straylight	44.500	65	Lam Vel	2.2040	4400.0	89	41503	No
104	GOM_NL__2PRFIN20100206_123825_000000502086_00367_41503_3827.N1	06-FEB-2010 12:38:25	Bright	49.500	60	7Bet UMi	2.0810	3950.0	99	41503	No
105	GOM_NL__2PRFIN20100206_124313_000000412086_00367_41503_3828.N1	06-FEB-2010 12:43:13	Bright	41.000	119	14Eta Dra	2.7270	4700.0	82	41503	No
106	GOM_NL__2PRFIN20100206_124636_000000412086_00367_41503_3829.N1	06-FEB-2010 12:46:36	Bright	40.500	130	23Bet Dra	2.7990	5800.0	81	41503	No
107	GOM_NL__2PRFIN20100206_125854_000000582086_00367_41503_3830.N1	06-FEB-2010 12:58:54	Bright	58.000	59	55Alp Oph	2.0800	8900.0	116	41503	No
108	GOM_NL__2PRFIN20100206_130104_000000392086_00367_41503_3831.N1	06-FEB-2010 13:01:04	Bright	38.500	126	60Bet Oph	2.7700	4250.0	77	41503	No
109	GOM_NL__2PRFIN20100206_130750_000000452086_00367_41503_3832.N1	06-FEB-2010 13:07:50	Twilight	45.000	86	35Eta Oph	2.4300	10200.	90	41503	No
110	GOM_NL__2PRFIN20100206_131011_000000432086_00367_41503_3833.N1	06-FEB-2010 13:10:11	Twilight	42.500	167	10Gam2Sgr	2.9840	4500.0	85	41503	No
111	GOM_NL__2PRFIN20100206_131224_000000502086_00367_41503_3834.N1	06-FEB-2010 13:12:24	Dark	50.000	16	21Alp Sco	1.0200	3000.0	100	41503	No
112	GOM_NL__2PRFIN20100206_132422_000000462086_00368_41504_3829.N1	06-FEB-2010 13:24:22	Dark	45.500	10	Bet Cen	0.61000	28000.	91	41504	No
113	GOM_NL__2PRFIN20100206_132714_000000462086_00368_41504_3830.N1	06-FEB-2010 13:27:14	Dark	46.000	20	Bet Cru	1.2530	30000.	92	41504	No
114	GOM_NL__2PRFIN20100206_132840_000000462086_00368_41504_3831.N1	06-FEB-2010 13:28:40	Dark	45.500	64	Gam Cen	2.2000	10600.	91	41504	No
115	GOM_NL__2PRFIN20100206_133315_000000412086_00368_41504_3832.N1	06-FEB-2010 13:33:15	Dark	41.000	71	lot Car	2.2460	7700.0	82	41504	No
116	GOM_NL__2PRFIN20100206_135224_000000512086_00368_41504_3833.N1	06-FEB-2010 13:52:24	Twilight	50.500	8	10Alp CMi	0.40000	6500.0	101	41504	No
117	GOM_NL__2PRFIN20100206_141901_000000372086_00368_41504_3834.N1	06-FEB-2010 14:19:01	Bright	36.500	60	7Bet UMi	2.0810	3950.0	73	41504	No
118	GOM_NL__2PRFIN20100206_142348_000000382086_00368_41504_3835.N1	06-FEB-2010 14:23:48	Bright	38.000	119	14Eta Dra	2.7270	4700.0	76	41504	No
119	GOM_NL__2PRFIN20100206_142712_000000402086_00368_41504_3836.N1	06-FEB-2010 14:27:12	Bright	39.500	130	23Bet Dra	2.7990	5800.0	79	41504	No
120	GOM_NL__2PRFIN20100206_200648_000000522086_00372_41508_3864.N1	06-FEB-2010 20:06:48	Dark	51.500	10	Bet Cen	0.61000	28000.	103	41508	No
121	GOM_NL__2PRFIN20100206_200940_000000412086_00372_41508_3865.N1	06-FEB-2010 20:09:40	Dark	41.000	20	Bet Cru	1.2530	30000.	82	41508	No
122	GOM_NL__2PRFIN20100206_201107_000000492086_00372_41508_3866.N1	06-FEB-2010 20:11:07	Dark	48.500	64	Gam Cen	2.2000	10600.	97	41508	No
123	GOM_NL__2PRFIN20100206_201541_000000422086_00372_41508_3867.N1	06-FEB-2010 20:15:41	Dark	41.500	71	lot Car	2.2460	7700.0	83	41508	No
124	GOM_NL__2PRFIN20100206_201958_000000462086_00372_41508_3868.N1	06-FEB-2010 20:19:58	Straylight	45.500	65	Lam Vel	2.2040	4400.0	91	41508	No
125	GOM_NL__2PRFIN20100206_203448_000000492086_00372_41508_3869.N1	06-FEB-2010 20:34:48	Twilight	49.000	8	10Alp CMi	0.40000	6500.0	98	41508	No
126	GOM_NL__2PRFIN20100206_210936_000000412086_00372_41508_3870.N1	06-FEB-2010 21:09:36	Bright	40.500	130	23Bet Dra	2.7990	5800.0	81	41508	No
127	GOM_NL__2PRFIN20100206_211327_000000372086_00372_41508_3871.N1	06-FEB-2010 21:13:27	Bright	36.500	5	3Alp Lyr	0.033000	11000.	73	41508	No
128	GOM_NL__2PRFIN20100206_214725_000000412086_00373_41509_3892.N1	06-FEB-2010 21:47:25	Dark	41.000	10	Bet Cen	0.61000	28000.	82	41509	No
129	GOM_NL__2PRFIN20100206_215017_000000412086_00373_41509_3893.N1	06-FEB-2010 21:50:17	Dark	40.500	20	Bet Cru	1.2530	30000.	81	41509	No
130	GOM_NL__2PRFIN20100206_215144_000000382086_00373_41509_3894.N1	06-FEB-2010 21:51:44	Dark	38.000	64	Gam Cen	2.2000	10600.	76	41509	No

3. Quality information per product

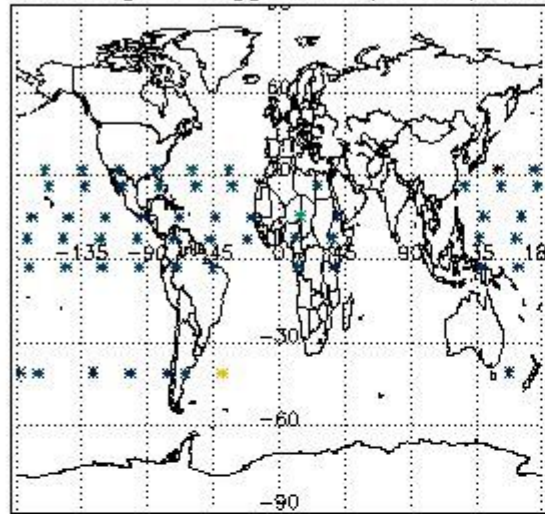
In this section it is plotted some information contained in the Quality Summary data set of the level 2 products. Only products in dark limb conditions and without errors (error flag in the MPH set to "0") are used.

3.1 Plot quality information per product (time dependant)

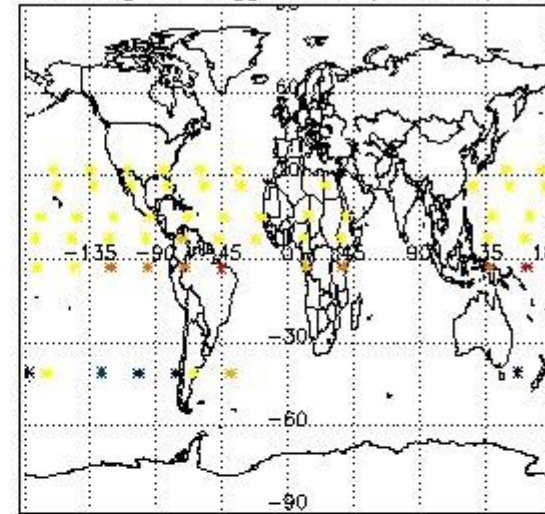


3.2 Plot quality information per product (world map)


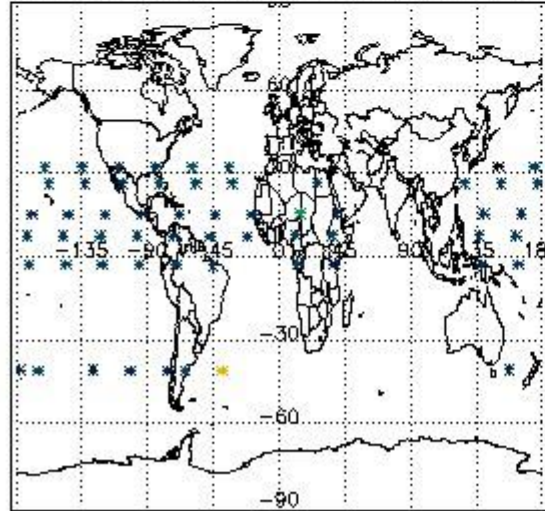
Percentage of flagged data per O3 profile



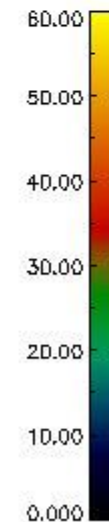
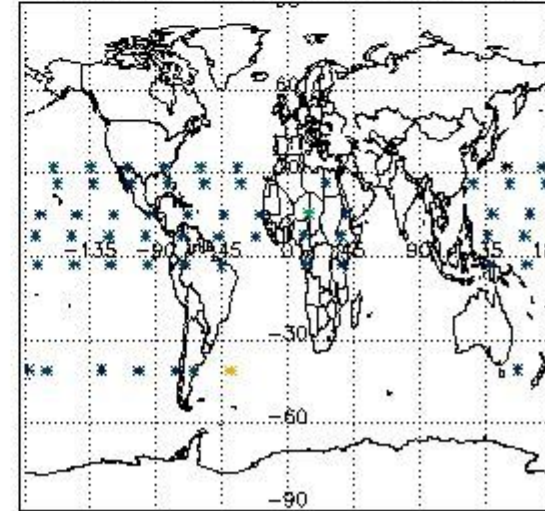
Percentage of flagged data per H2O profile



Percentage of flagged data per NO2 profile



Percentage of flagged data per NO3 profile

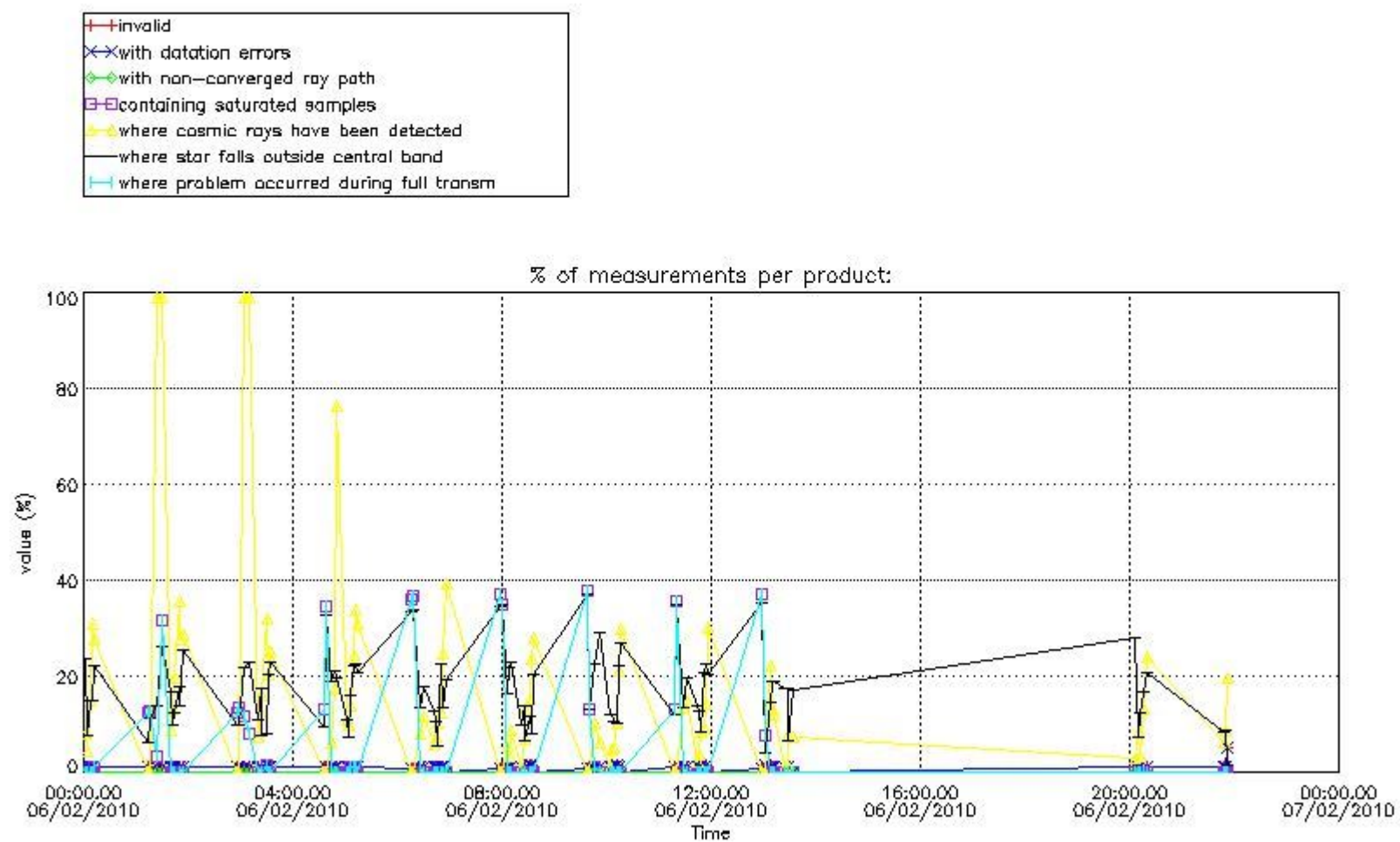


4. Level 1 quality information per product

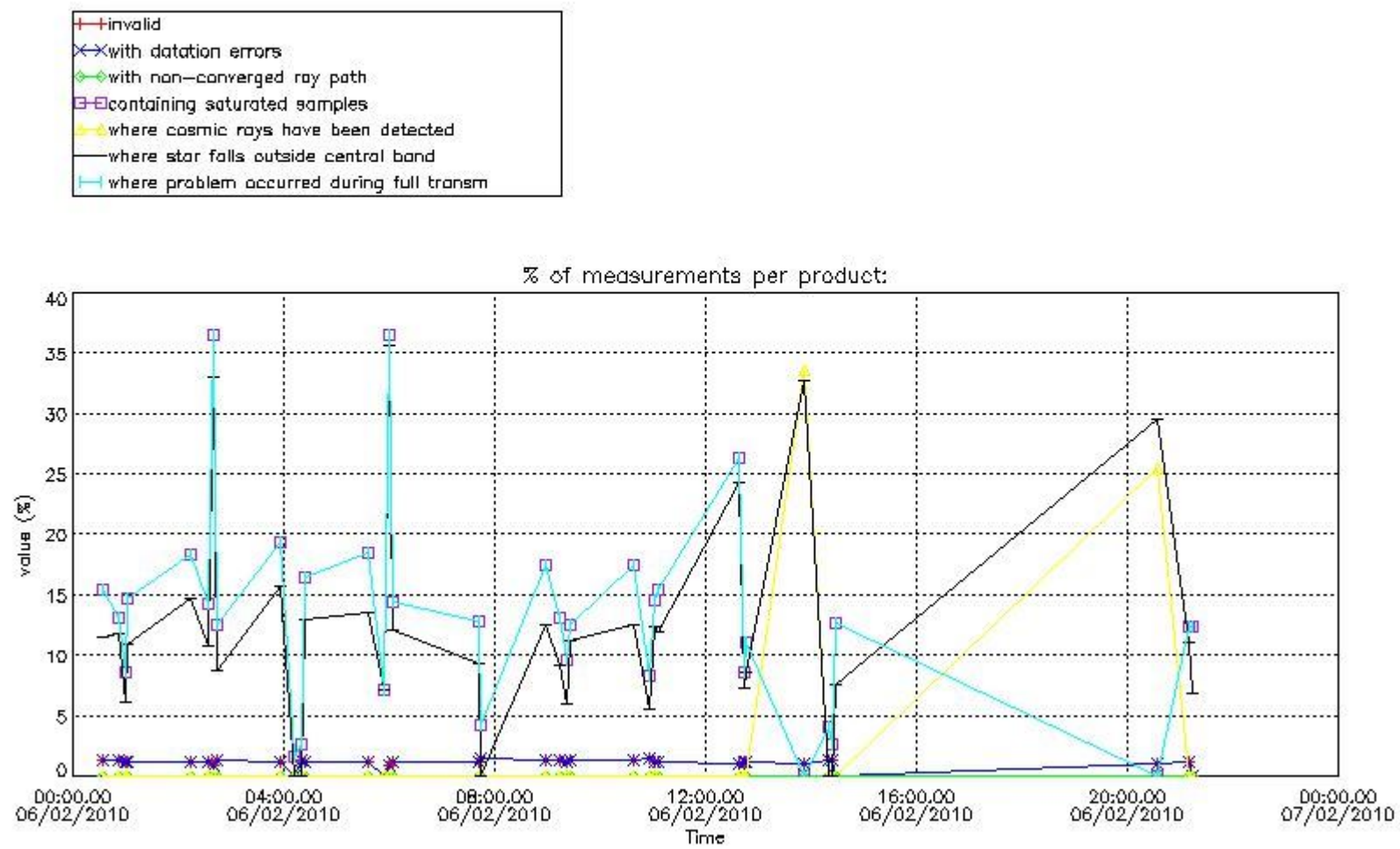
In this section it is plotted some information contained in the Quality Summary data set of the level 2 products that comes from the level 1b processing. Products without errors (error flag in the MPH set to "0") are used.

4.1 Plot quality information per product (time dependant) coming from level 1b processing

4.1.1 Plot level 1 quality information per product (time dependant): ENVISAT ASCENDING passes

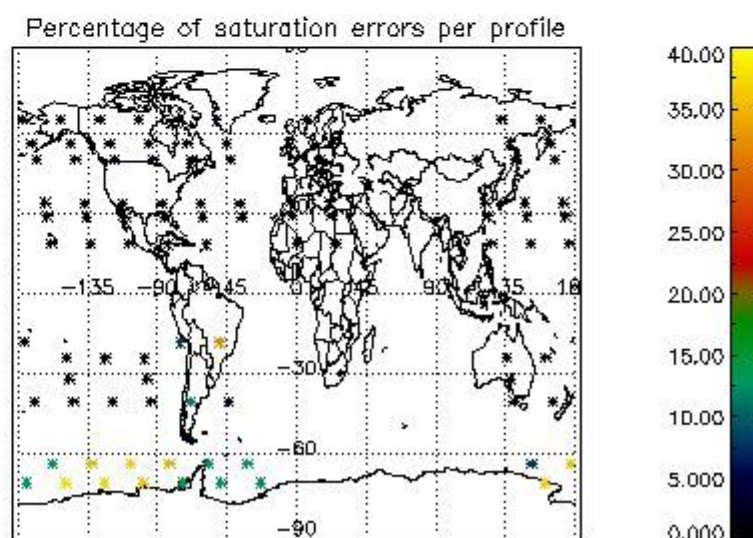
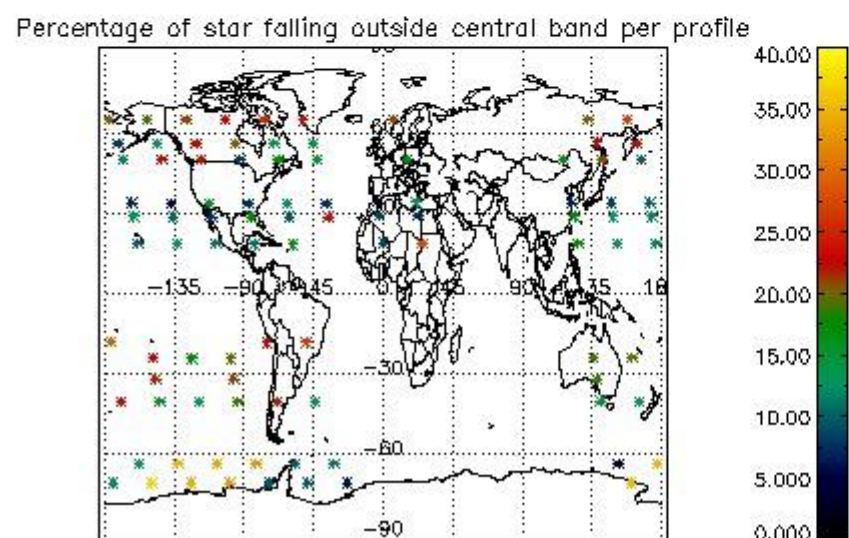
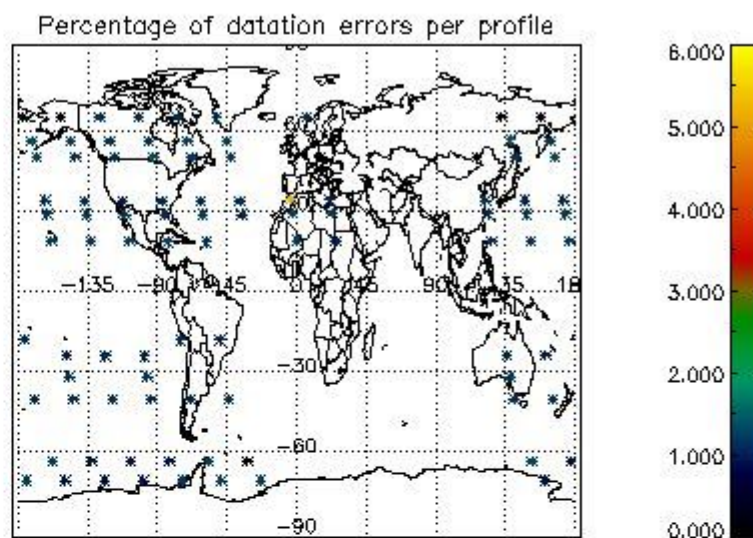
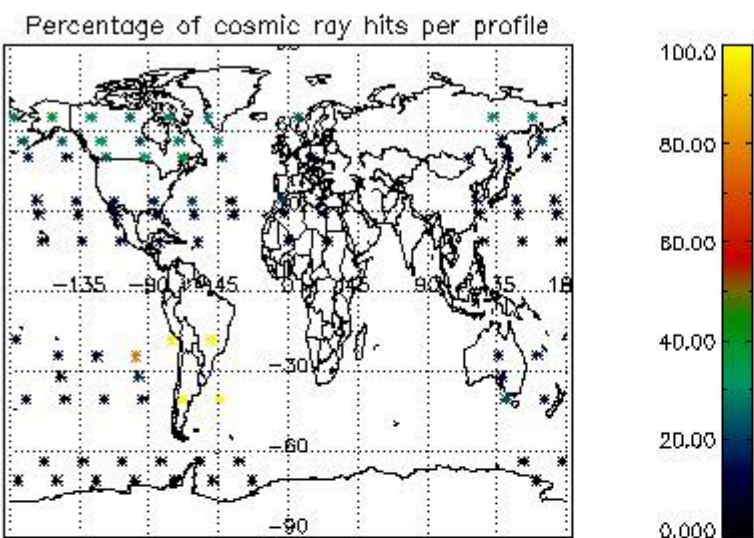


4.1.2 Plot level 1 quality information per product (time dependant): ENVI SAT DESCENDING passes

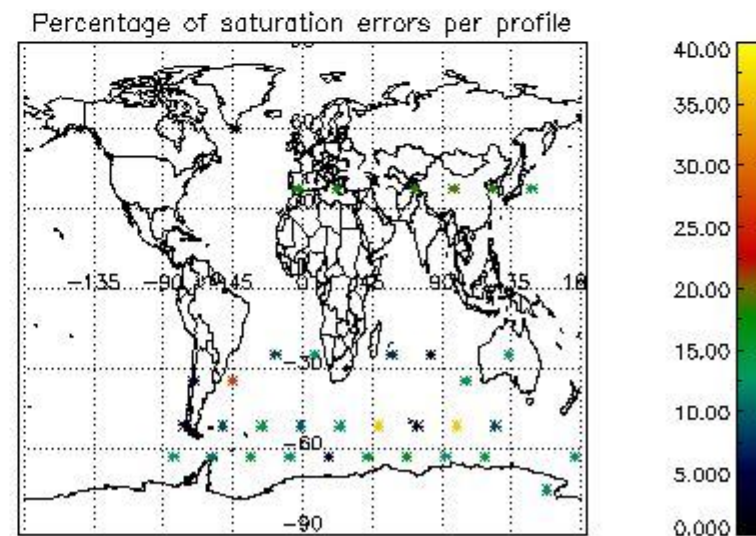
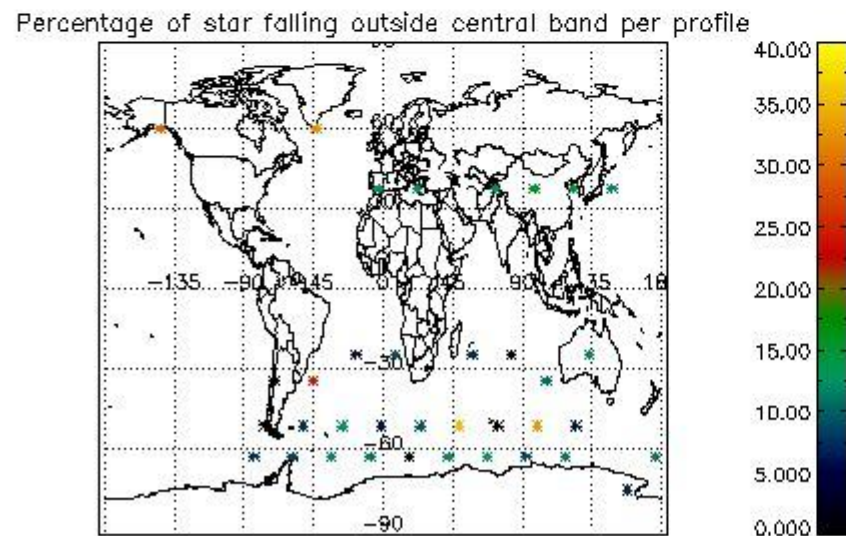
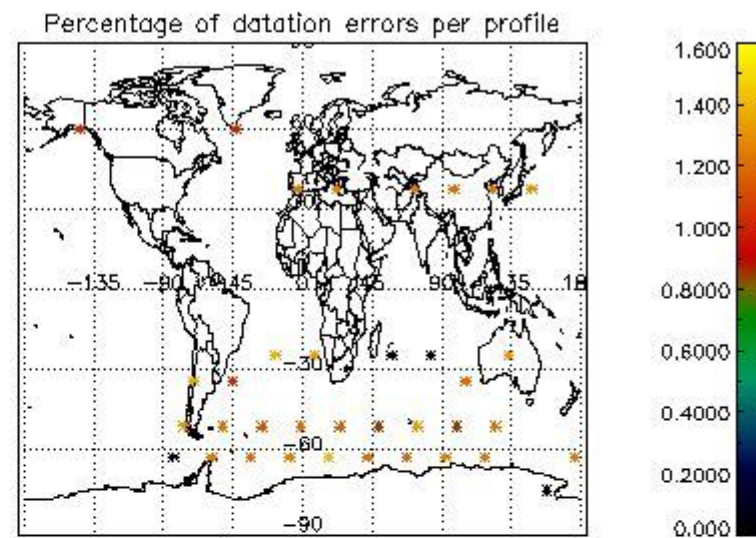
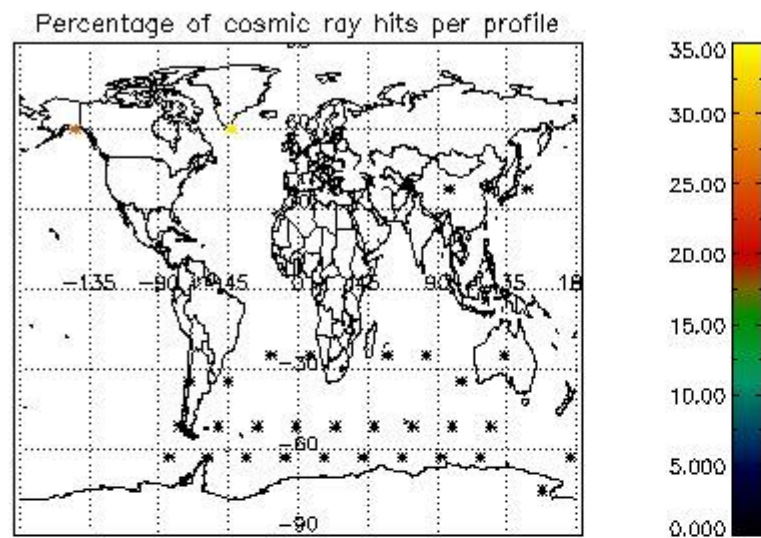


4.2 Plot quality information per product coming from level 1b processing (world map)

4.2.1 Plot level 1 quality information per product (world map): ENVISAT ASCENDING passes



4.2.2 Plot level 1 quality information per product (world map): ENVISAT DESCENDING passes



5. Trace gas profiles

5.1 Ozone statistics based on quality of products

The final quality of the products can be "measured" using the STD (Standard Deviation) attached to every point profile. This information is written to the parameter GOM_NL__2P/NL_LOCAL_SPECIES_DENSITY/o3_std of the level 2 products. The table below shows the statistics for given STD ranges.

The statistics are given with respect to the overall valid production:

- Products without fatal errors: GOM_NL__2P/MPH/PRODUCT_ERR=0
- Valid point profile: GOM_NL__2P/NL_LOCAL_SPECIES_DENSITY/pcd(0)=0

The 'Criteria' is applied to valid points of dark limb products:

- Products in dark limb illumination condition: GOM_NL__2P/NL_SUMMARY_QUALITY/obs_ill_cond=0
- Products without fatal errors: GOM_NL__2P/MPH/PRODUCT_ERR=0
- Valid point profile: GOM_NL__2P/NL_LOCAL_SPECIES_DENSITY/pcd(0)=0

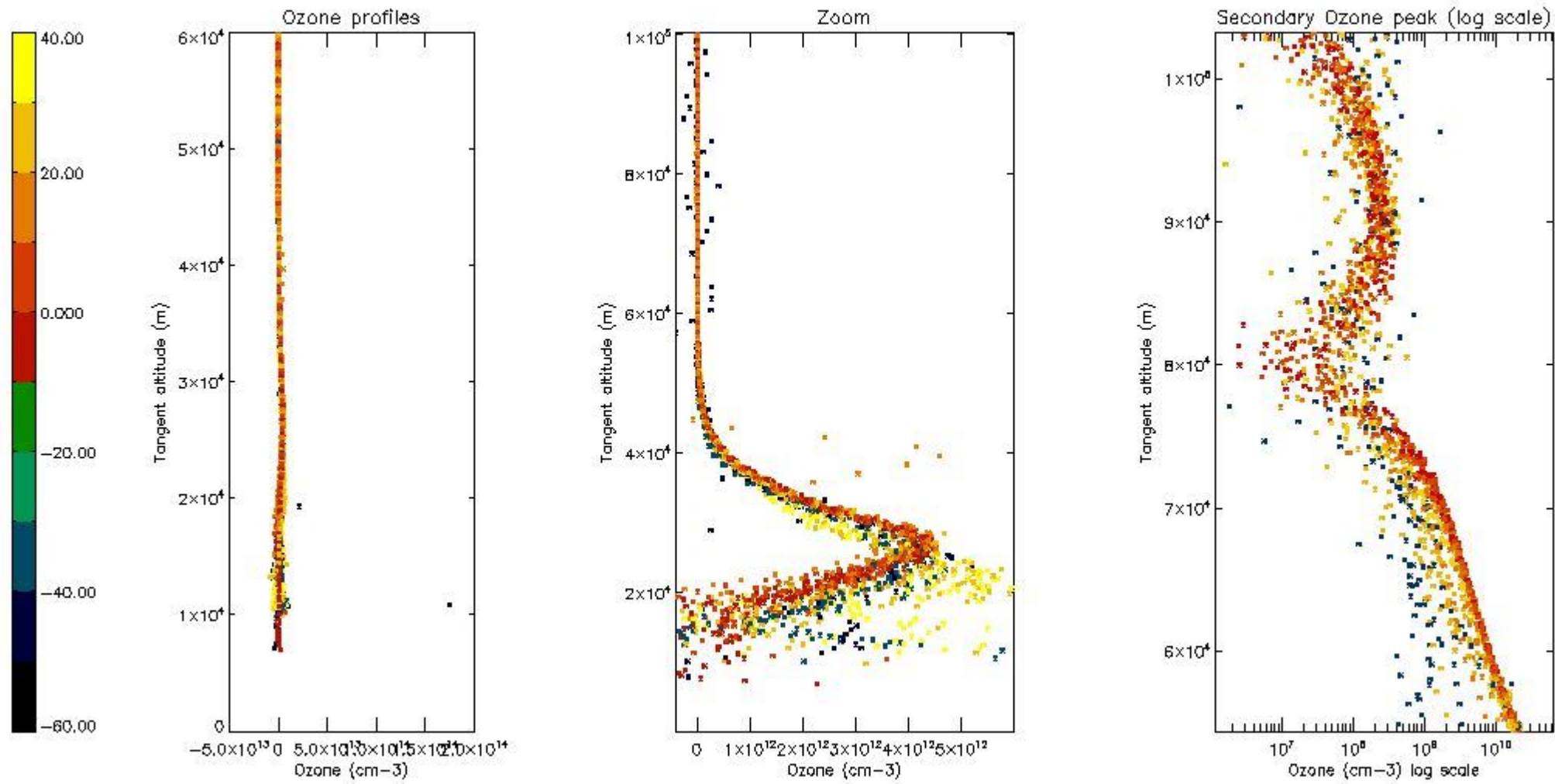
So, the table below shows the percentage of dark limb and valid observations for each criteria with respect to the overall valid daily observations.

Criteria	% of total production
All STD	45
STD < 20	25

STD < 10	21
STD < 5	12

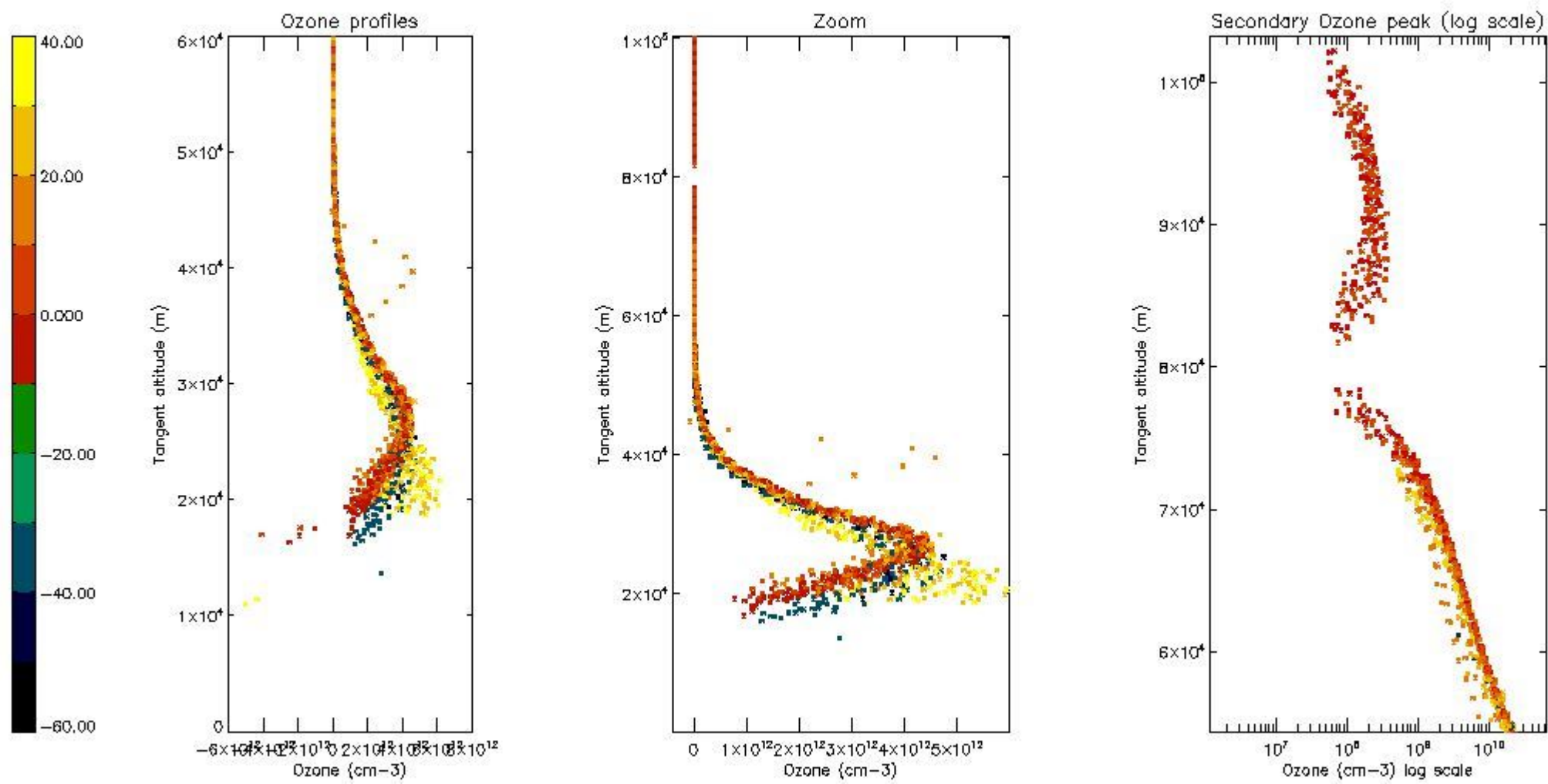
5.2 Plot ozone profiles for all STD (dark without errors)

The colorbar represents the latitude.



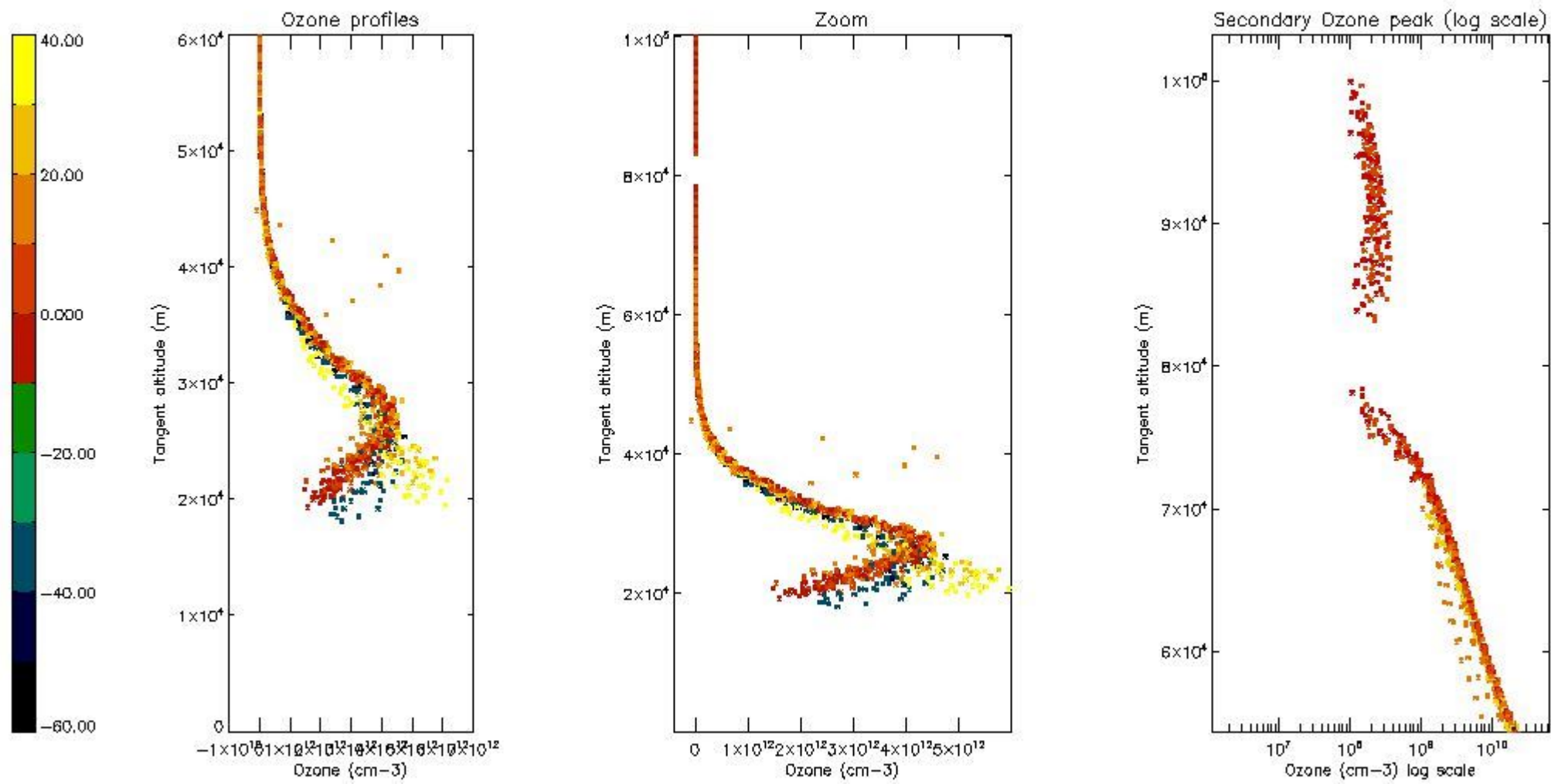
5.3 Plot ozone profiles where STD < 20% (dark without errors)

The colorbar represents the latitude.



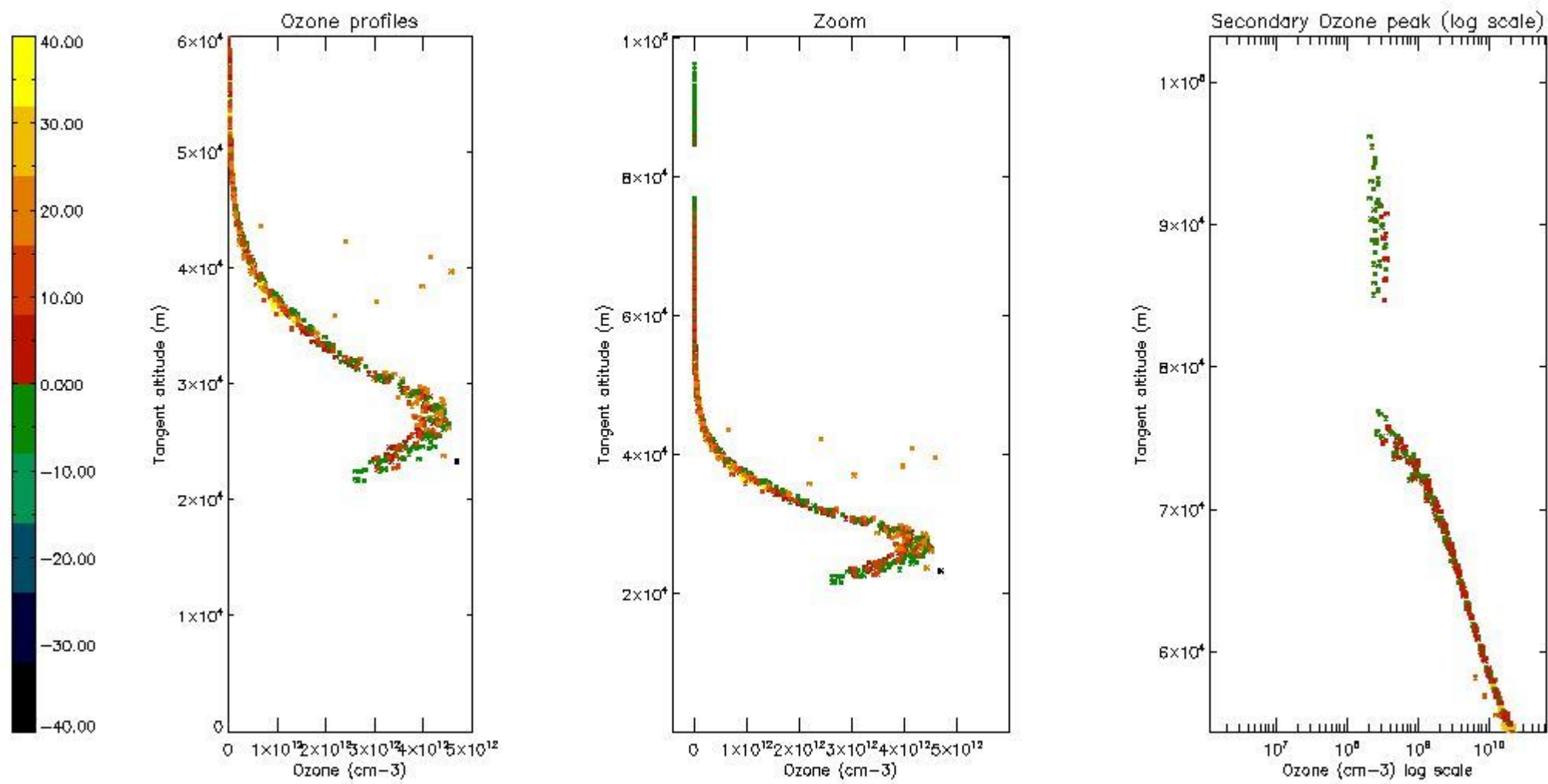
5.4 Plot ozone profiles where STD < 10% (dark without errors)

The colorbar represents the latitude.



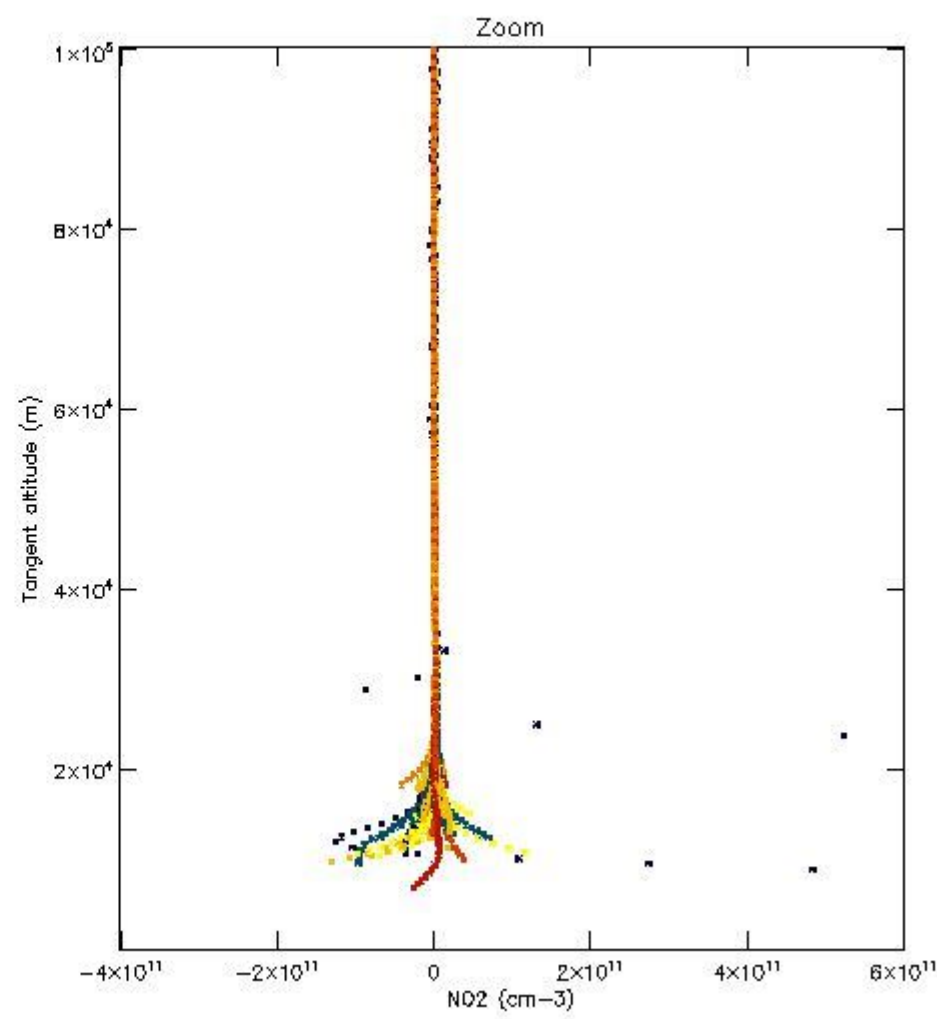
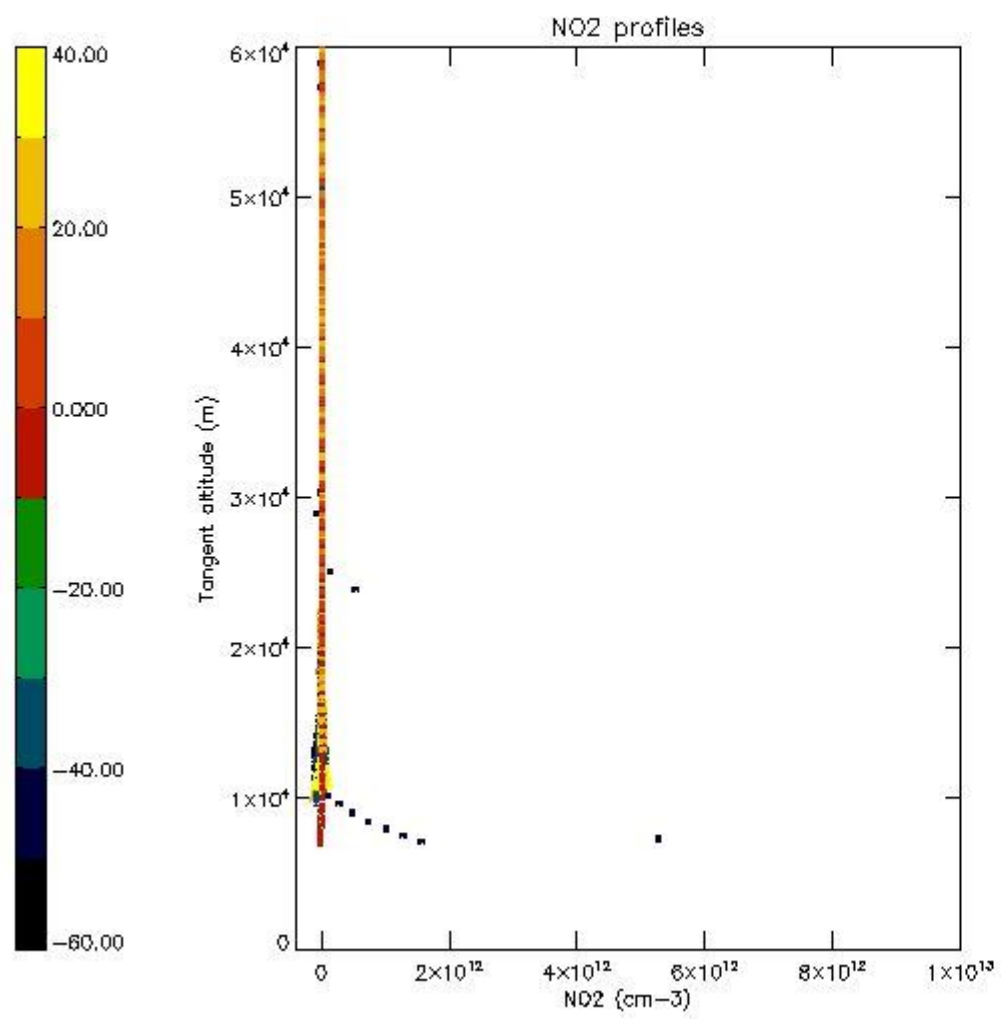
5.5 Plot ozone profiles where STD < 5% (dark without errors)

The colorbar represents the latitude.



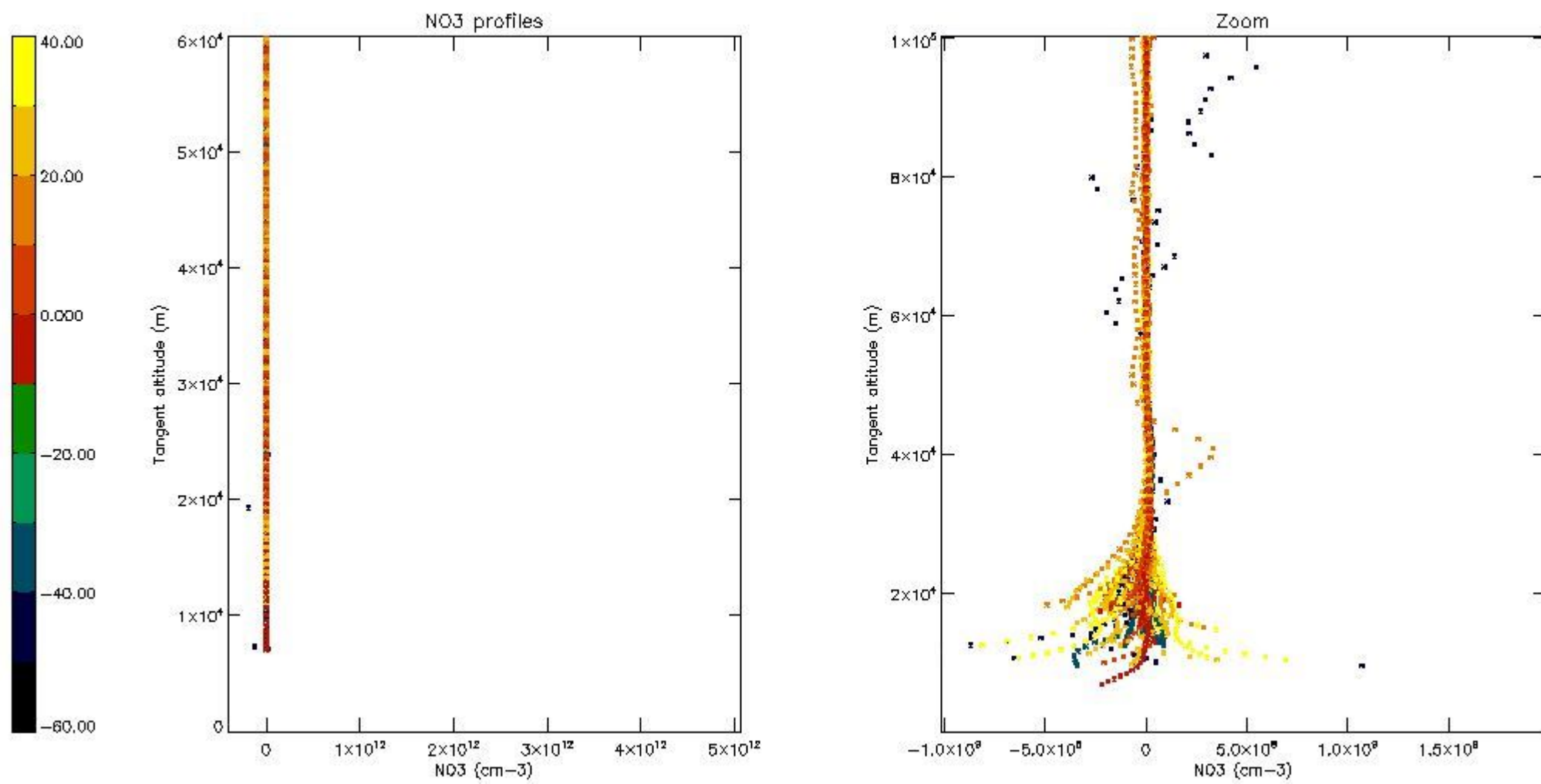
5.6 Plot NO₂ profiles for all STD (dark without errors)

The colorbar represents the latitude.



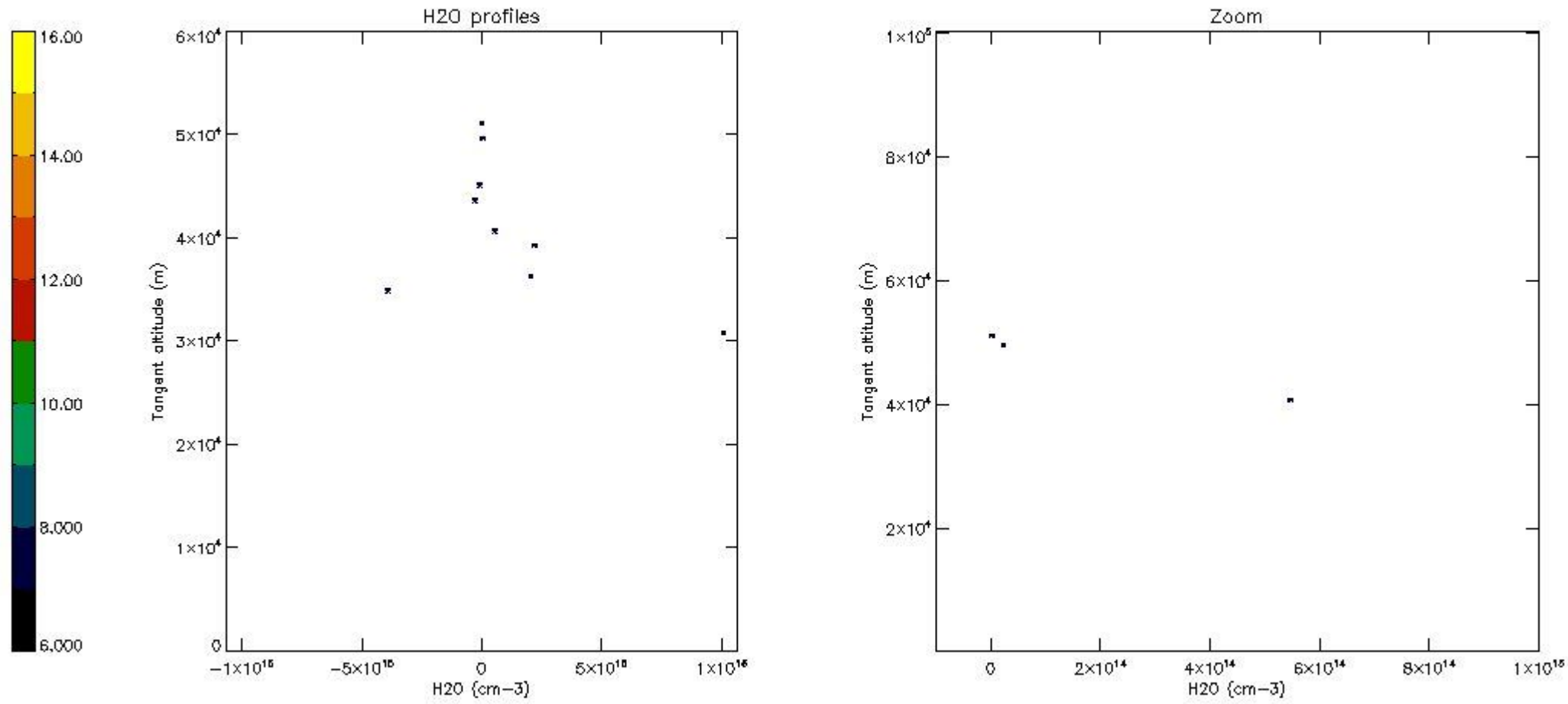
5.7 Plot NO3 profiles for all STD (dark without errors)

The colorbar represents the latitude.



5.8 Plot H₂O profiles for all STD (only for occultations of stars 1,2,3,4,13,14,16,26,63 dark without errors)

The colorbar represents the latitude.



6. Auxiliary Data Files used for the production reported in section 2

The number reported in the third column indicates since which file (see list in section 2) the corresponding auxiliary file has been used. The fourth column is the date of those product files.

Type	Auxiliary Filename	Used since product	Used since product date
INST_PHYS_CHARACTERISTICS	GOM_INS_AXVIEC20091111_143220_20030716_120000_20500101_000000	1	06-FEB-2010 00:02:22
LEVEL-2_PROC_CONFIG	GOM_PR2_AXVIEC20091111_152718_20020301_000000_20500101_000000	1	06-FEB-2010 00:02:22
CROSS_SECTIONS_FILE	GOM_CRS_AXVIEC20091111_154832_20020301_000000_20500101_000000	1	06-FEB-2010 00:02:22

GOMOS Level 2 Daily Report

SUMMARY

[1. General Info](#)

[2. Summary of processed GOM_NL_2P products](#)

[3. Level 2 Quality information per product](#)

[3.1 Plot of level 2 quality information per product \(time dependant\)](#)

[3.2 Plot of level 2 quality information per product \(world map\)](#)

[4. Level 1 Quality information per product \(stored on level 2 products\)](#)

[4.1 Plot of level 1 quality information per product \(time dependant\)](#)

[4.1.1 Plot of level 1 quality information per product \(time dependant\): ASCENDING](#)

[4.1.2 Plot of level 1 quality information per product \(time dependant\): DESCENDING](#)

[4.2 Plot of level 1 quality information per product \(world map\)](#)

[4.2.1 Plot of level 1 quality information per product \(world map\): ASCENDING](#)

[4.2.2 Plot of level 1 quality information per product \(world map\): DESCENDING](#)

[5. Ozone profiles based on quality statistics and other trace gas profiles](#)

[5.1 Ozone statistics based on quality of products](#)

[5.2 Plot ozone profiles for all STD \(dark without errors\)](#)

[5.3 Plot ozone profiles where STD < 20% \(dark without errors\)](#)

[5.4. Plot ozone profiles where STD < 10% \(dark without errors\)](#)

[5.5. Plot ozone profiles where STD < 5% \(dark without errors\)](#)

[5.6 Plot NO2 profiles for all STD \(dark without errors\)](#)

[5.7 Plot NO3 profiles for all STD \(dark without errors\)](#)

[5.8 Plot H2O profiles \(only for occultations of stars 1,2,3,4,13,14,16,26,63 dark without errors\) for all STD](#)

[6. Auxiliary Data Files used for the production reported in section 2](#)

This report presents the daily analysis on parameters extracted from GOMOS level 2 data (GOM_NL__2P). It is intended to monitor some important parameters that will impact the quality of these products. A list of level 2 products (and content) that have arrived during the reporting day to the PCF is also given.

Item	Value
Time of report generation	26APR2013 17:12:26
Data source version	GOMOS/6.01
Start time of products	06-02-2010 (06FEB2010 00:00:00)
Stop time of products	07-02-2010 (07FEB2010 00:00:00)
Store outputs in DB	Yes
Nb of level 2 prods	130
Nb of prods with errors	0

2. Summary of processed GOM_NL__2P products.

Nr	Filename	UTC Start time	Limb	Duration	Star Id	Star Name	Star Mag	Star Temp	Nb Meas	Orbit	Prod. error
1	GOM_NL__2PRFIN20100206_000222_000000492086_00360_41496_3766.N1	06-FEB-2010 00:02:22	Dark	49.000	20	Bet Cru	1.2530	30000.	98	41496	No
2	GOM_NL__2PRFIN20100206_000346_000000462086_00360_41496_3767.N1	06-FEB-2010 00:03:46	Dark	46.000	64	Gam Cen	2.2000	10600.	92	41496	No
3	GOM_NL__2PRFIN20100206_000826_000000412086_00360_41496_3768.N1	06-FEB-2010 00:08:26	Dark	40.500	71	lot Car	2.2460	7700.0	81	41496	No
4	GOM_NL__2PRFIN20100206_001008_000000412086_00360_41496_3769.N1	06-FEB-2010 00:10:08	Dark	40.500	46	Del Vel	1.9540	10600.	81	41496	No
5	GOM_NL__2PRFIN20100206_001244_000000452086_00360_41496_3770.N1	06-FEB-2010 00:12:44	Straylight	45.000	65	Lam Vel	2.2040	4400.0	90	41496	No
6	GOM_NL__2PRFIN20100206_003407_000000392086_00360_41496_3771.N1	06-FEB-2010 00:34:07	Bright	39.000	17	78Bet Gem	1.1610	4500.0	78	41496	No
7	GOM_NL__2PRFIN20100206_005129_000000382086_00360_41496_3772.N1	06-FEB-2010 00:51:29	Bright	38.000	49	1Alp UMi	1.9900	6300.0	76	41496	No
8	GOM_NL__2PRFIN20100206_005903_000000412086_00360_41496_3773.N1	06-FEB-2010 00:59:03	Bright	41.000	119	14Eta Dra	2.7270	4700.0	82	41496	No
9	GOM_NL__2PRFIN20100206_010225_000000412086_00360_41496_3774.N1	06-FEB-2010 01:02:25	Bright	41.000	130	23Bet Dra	2.7990	5800.0	82	41496	No
10	GOM_NL__2PRFIN20100206_011440_000000412086_00360_41496_3775.N1	06-FEB-2010 01:14:40	Bright	41.000	59	55Alp Oph	2.0800	8900.0	82	41496	No
11	GOM_NL__2PRFIN20100206_011651_000000402086_00360_41496_3776.N1	06-FEB-2010 01:16:51	Bright	39.500	126	60Bet Oph	2.7700	4250.0	79	41496	No
12	GOM_NL__2PRFIN20100206_012334_000000442086_00360_41496_3777.N1	06-FEB-2010 01:23:34	Twilight	44.000	86	35Eta Oph	2.4300	10200.	88	41496	No
13	GOM_NL__2PRFIN20100206_012949_000000482086_00360_41496_3778.N1	06-FEB-2010 01:29:49	Dark	47.500	40	The Sco	1.8590	7100.0	95	41496	No
14	GOM_NL__2PRFIN20100206_014006_000000452086_00361_41497_3773.N1	06-FEB-2010 01:40:06	Dark	45.000	10	Bet Cen	0.61000	28000.	90	41497	No
15	GOM_NL__2PRFIN20100206_014259_000000422086_00361_41497_3774.N1	06-FEB-2010 01:42:59	Dark	41.500	20	Bet Cru	1.2530	30000.	83	41497	No
16	GOM_NL__2PRFIN20100206_014422_000000492086_00361_41497_3775.N1	06-FEB-2010 01:44:22	Dark	48.500	64	Gam Cen	2.2000	10600.	97	41497	No
17	GOM_NL__2PRFIN20100206_014902_000000422086_00361_41497_3776.N1	06-FEB-2010 01:49:02	Dark	42.000	71	lot Car	2.2460	7700.0	84	41497	No
18	GOM_NL__2PRFIN20100206_015045_000000402086_00361_41497_3777.N1	06-FEB-2010 01:50:45	Dark	40.000	46	Del Vel	1.9540	10600.	80	41497	No
19	GOM_NL__2PRFIN20100206_015320_000000472086_00361_41497_3778.N1	06-FEB-2010 01:53:20	Straylight	47.000	65	Lam Vel	2.2040	4400.0	94	41497	No
20	GOM_NL__2PRFIN20100206_021442_000000412086_00361_41497_3779.N1	06-FEB-2010 02:14:42	Bright	41.000	17	78Bet Gem	1.1610	4500.0	82	41497	No
21	GOM_NL__2PRFIN20100206_023451_000000422086_00361_41497_3780.N1	06-FEB-2010 02:34:51	Bright	42.000	60	7Bet UMi	2.0810	3950.0	84	41497	No
22	GOM_NL__2PRFIN20100206_023938_000000592086_00361_41497_3781.N1	06-FEB-2010 02:39:38	Bright	59.000	119	14Eta Dra	2.7270	4700.0	118	41497	No
23	GOM_NL__2PRFIN20100206_024301_000000402086_00361_41497_3782.N1	06-FEB-2010 02:43:01	Bright	40.000	130	23Bet Dra	2.7990	5800.0	80	41497	No
24	GOM_NL__2PRFIN20100206_025517_000000412086_00361_41497_3783.N1	06-FEB-2010 02:55:17	Bright	41.000	59	55Alp Oph	2.0800	8900.0	82	41497	No
25	GOM_NL__2PRFIN20100206_025727_000000412086_00361_41497_3784.N1	06-FEB-2010 02:57:27	Bright	41.000	126	60Bet Oph	2.7700	4250.0	82	41497	No
26	GOM_NL__2PRFIN20100206_030411_000000482086_00361_41497_3785.N1	06-FEB-2010 03:04:11	Twilight	48.000	86	35Eta Oph	2.4300	10200.	96	41497	No
27	GOM_NL__2PRFIN20100206_031026_000000442086_00361_41497_3786.N1	06-FEB-2010 03:10:26	Dark	44.000	40	The Sco	1.8590	7100.0	88	41497	No
28	GOM_NL__2PRFIN20100206_032043_000000422086_00362_41498_3781.N1	06-FEB-2010 03:20:43	Dark	41.500	10	Bet Cen	0.61000	28000.	83	41498	No
29	GOM_NL__2PRFIN20100206_032335_000000462086_00362_41498_3782.N1	06-FEB-2010 03:23:35	Dark	45.500	20	Bet Cru	1.2530	30000.	91	41498	No
30	GOM_NL__2PRFIN20100206_032459_000000472086_00362_41498_3783.N1	06-FEB-2010 03:24:59	Dark	46.500	64	Gam Cen	2.2000	10600.	93	41498	No
31	GOM_NL__2PRFIN20100206_032938_000000382086_00362_41498_3784.N1	06-FEB-2010 03:29:38	Dark	37.500	71	lot Car	2.2460	7700.0	75	41498	No
32	GOM_NL__2PRFIN20100206_033121_000000442086_00362_41498_3785.N1	06-FEB-2010 03:31:21	Dark	44.000	46	Del Vel	1.9540	10600.	88	41498	No
33	GOM_NL__2PRFIN20100206_033357_000000462086_00362_41498_3786.N1	06-FEB-2010 03:33:57	Straylight	46.000	65	Lam Vel	2.2040	4400.0	92	41498	No
34	GOM_NL__2PRFIN20100206_035518_000000422086_00362_41498_3787.N1	06-FEB-2010 03:55:18	Bright	41.500	17	78Bet Gem	1.1610	4500.0	83	41498	No
35	GOM_NL__2PRFIN20100206_041241_000000322086_00362_41498_3788.N1	06-FEB-2010 04:12:41	Bright	32.000	49	1Alp UMi	1.9900	6300.0	64	41498	No
36	GOM_NL__2PRFIN20100206_042014_000000382086_00362_41498_3789.N1	06-FEB-2010 04:20:14	Bright	38.000	119	14Eta Dra	2.7270	4700.0	76	41498	No
37	GOM_NL__2PRFIN20100206_042337_000000432086_00362_41498_3790.N1	06-FEB-2010 04:23:37	Bright	42.500	130	23Bet Dra	2.7990	5800.0	85	41498	No
38	GOM_NL__2PRFIN20100206_043553_000000422086_00362_41498_3791.N1	06-FEB-2010 04:35:53	Bright	42.000	59	55Alp Oph	2.0800	8900.0	84	41498	No
39	GOM_NL__2PRFIN20100206_043803_000000552086_00362_41498_3792.N1	06-FEB-2010 04:38:03	Bright	55.000	126	60Bet Oph	2.7700	4250.0	110	41498	No
40	GOM_NL__2PRFIN20100206_044447_000000482086_00362_41498_3793.N1	06-FEB-2010 04:44:47	Twilight	47.500	86	35Eta Oph	2.4300	10200.	95	41498	No
41	GOM_NL__2PRFIN20100206_044709_000000432086_00362_41498_3794.N1	06-FEB-2010 04:47:09	Twilight	43.000	167	10Gam2Sgr	2.9840	4500.0	86	41498	No
42	GOM_NL__2PRFIN20100206_044920_000000512086_00362_41498_3795.N1	06-FEB-2010 04:49:20	Dark	50.500	16	21Alp Sco	1.0200	3000.0	101	41498	No

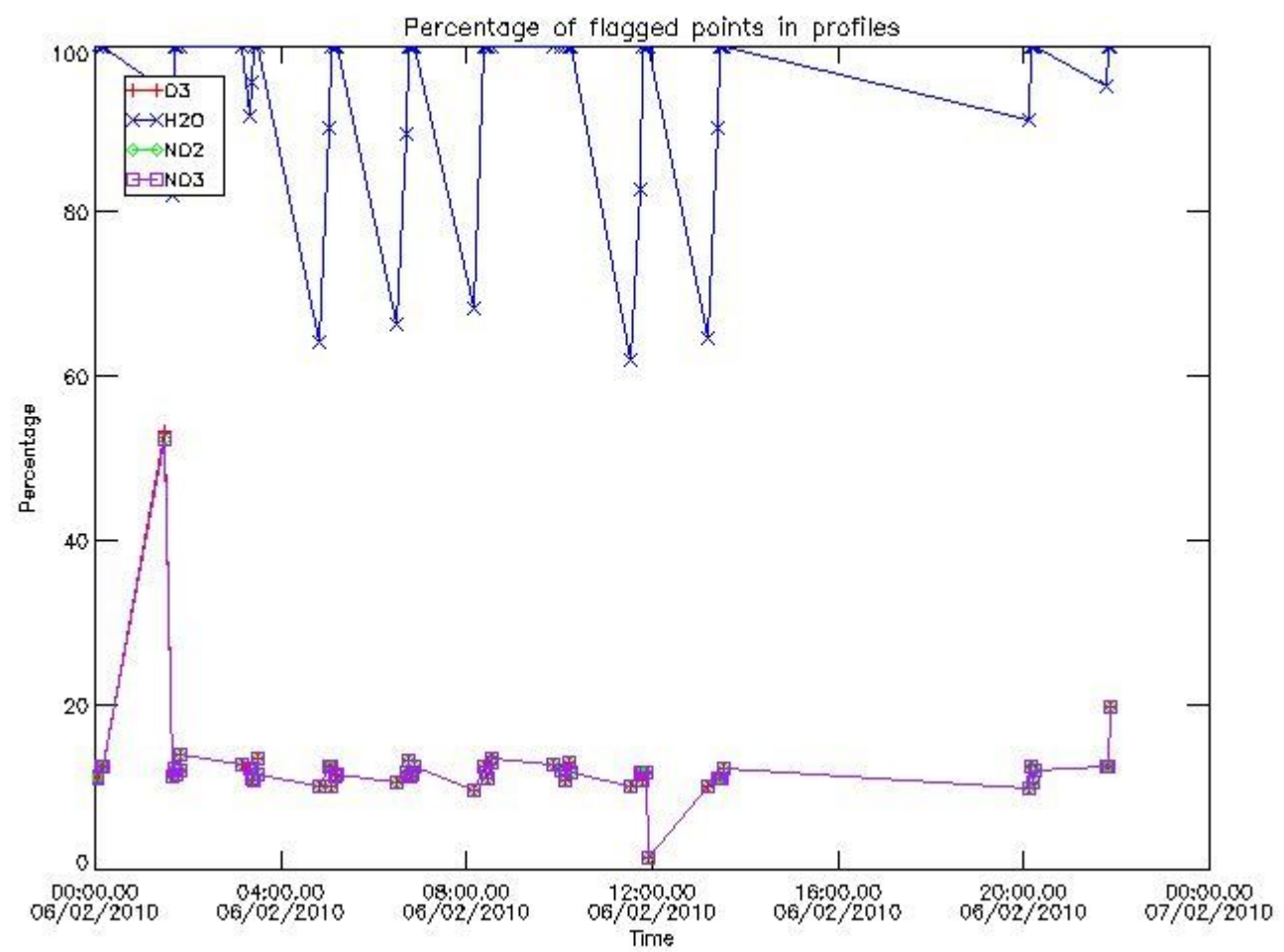
43	GOM_NL__2PRFIN20100206_050119_000000412086_00363_41499_3789.N1	06-FEB-2010 05:01:19	Dark	41.000	10	Bet Cen	0.61000	28000.	82	41499	No
44	GOM_NL__2PRFIN20100206_050412_000000412086_00363_41499_3790.N1	06-FEB-2010 05:04:12	Dark	41.000	20	Bet Cru	1.2530	30000.	82	41499	No
45	GOM_NL__2PRFIN20100206_050536_000000512086_00363_41499_3791.N1	06-FEB-2010 05:05:36	Dark	50.500	64	Gam Cen	2.2000	10600.	101	41499	No
46	GOM_NL__2PRFIN20100206_051015_000000452086_00363_41499_3792.N1	06-FEB-2010 05:10:15	Dark	45.000	71	lot Car	2.2460	7700.0	90	41499	No
47	GOM_NL__2PRFIN20100206_051157_000000452086_00363_41499_3793.N1	06-FEB-2010 05:11:57	Dark	44.500	46	Del Vel	1.9540	10600.	89	41499	No
48	GOM_NL__2PRFIN20100206_051433_000000462086_00363_41499_3794.N1	06-FEB-2010 05:14:33	Straylight	45.500	65	Lam Vel	2.2040	4400.0	91	41499	No
49	GOM_NL__2PRFIN20100206_053554_000000412086_00363_41499_3795.N1	06-FEB-2010 05:35:54	Bright	40.500	17	78Bet Gem	1.1610	4500.0	81	41499	No
50	GOM_NL__2PRFIN20100206_055317_000000352086_00363_41499_3796.N1	06-FEB-2010 05:53:17	Bright	35.000	49	1Alp UMi	1.9900	6300.0	70	41499	No
51	GOM_NL__2PRFIN20100206_060050_000000592086_00363_41499_3797.N1	06-FEB-2010 06:00:50	Bright	59.000	119	14Eta Dra	2.7270	4700.0	118	41499	No
52	GOM_NL__2PRFIN20100206_060413_000000422086_00363_41499_3798.N1	06-FEB-2010 06:04:13	Bright	41.500	130	23Bet Dra	2.7990	5800.0	83	41499	No
53	GOM_NL__2PRFIN20100206_061629_000000572086_00363_41499_3799.N1	06-FEB-2010 06:16:29	Bright	57.000	59	55Alp Oph	2.0800	8900.0	114	41499	No
54	GOM_NL__2PRFIN20100206_061839_000000562086_00363_41499_3800.N1	06-FEB-2010 06:18:39	Bright	56.000	126	60Bet Oph	2.7700	4250.0	112	41499	No
55	GOM_NL__2PRFIN20100206_062524_000000452086_00363_41499_3801.N1	06-FEB-2010 06:25:24	Twl_and_stray	44.500	86	35Eta Oph	2.4300	10200.	89	41499	No
56	GOM_NL__2PRFIN20100206_062958_000000482086_00363_41499_3802.N1	06-FEB-2010 06:29:58	Dark	48.000	16	21Alp Sco	1.0200	3000.0	96	41499	No
57	GOM_NL__2PRFIN20100206_064156_000000432086_00364_41500_3797.N1	06-FEB-2010 06:41:56	Dark	43.000	10	Bet Cen	0.61000	28000.	86	41500	No
58	GOM_NL__2PRFIN20100206_064448_000000422086_00364_41500_3798.N1	06-FEB-2010 06:44:48	Dark	42.000	20	Bet Cru	1.2530	30000.	84	41500	No
59	GOM_NL__2PRFIN20100206_064613_000000452086_00364_41500_3799.N1	06-FEB-2010 06:46:13	Dark	45.000	64	Gam Cen	2.2000	10600.	90	41500	No
60	GOM_NL__2PRFIN20100206_065051_000000452086_00364_41500_3800.N1	06-FEB-2010 06:50:51	Dark	44.500	71	lot Car	2.2460	7700.0	89	41500	No
61	GOM_NL__2PRFIN20100206_065233_000000412086_00364_41500_3801.N1	06-FEB-2010 06:52:33	Dark	40.500	46	Del Vel	1.9540	10600.	81	41500	No
62	GOM_NL__2PRFIN20100206_065509_000000452086_00364_41500_3802.N1	06-FEB-2010 06:55:09	Straylight	44.500	65	Lam Vel	2.2040	4400.0	89	41500	No
63	GOM_NL__2PRFIN20100206_074126_000000432086_00364_41500_3803.N1	06-FEB-2010 07:41:26	Bright	43.000	119	14Eta Dra	2.7270	4700.0	86	41500	No
64	GOM_NL__2PRFIN20100206_074449_000000362086_00364_41500_3804.N1	06-FEB-2010 07:44:49	Bright	35.500	130	23Bet Dra	2.7990	5800.0	71	41500	No
65	GOM_NL__2PRFIN20100206_075705_000000582086_00364_41500_3805.N1	06-FEB-2010 07:57:05	Bright	58.000	59	55Alp Oph	2.0800	8900.0	116	41500	No
66	GOM_NL__2PRFIN20100206_075916_000000552086_00364_41500_3806.N1	06-FEB-2010 07:59:16	Bright	54.500	126	60Bet Oph	2.7700	4250.0	109	41500	No
67	GOM_NL__2PRFIN20100206_080600_000000462086_00364_41500_3807.N1	06-FEB-2010 08:06:00	Twl_and_stray	45.500	86	35Eta Oph	2.4300	10200.	91	41500	No
68	GOM_NL__2PRFIN20100206_080822_000000442086_00364_41500_3808.N1	06-FEB-2010 08:08:22	Twilight	43.500	167	10Gam2Sgr	2.9840	4500.0	87	41500	No
69	GOM_NL__2PRFIN20100206_081034_000000532086_00364_41500_3809.N1	06-FEB-2010 08:10:34	Dark	52.500	16	21Alp Sco	1.0200	3000.0	105	41500	No
70	GOM_NL__2PRFIN20100206_082232_000000412086_00365_41501_3805.N1	06-FEB-2010 08:22:32	Dark	41.000	10	Bet Cen	0.61000	28000.	82	41501	No
71	GOM_NL__2PRFIN20100206_082525_000000432086_00365_41501_3806.N1	06-FEB-2010 08:25:25	Dark	43.000	20	Bet Cru	1.2530	30000.	86	41501	No
72	GOM_NL__2PRFIN20100206_082650_000000462086_00365_41501_3807.N1	06-FEB-2010 08:26:50	Dark	45.500	64	Gam Cen	2.2000	10600.	91	41501	No
73	GOM_NL__2PRFIN20100206_083127_000000392086_00365_41501_3808.N1	06-FEB-2010 08:31:27	Dark	39.000	71	lot Car	2.2460	7700.0	78	41501	No
74	GOM_NL__2PRFIN20100206_083309_000000382086_00365_41501_3809.N1	06-FEB-2010 08:33:09	Dark	38.000	46	Del Vel	1.9540	10600.	76	41501	No
75	GOM_NL__2PRFIN20100206_083545_000000452086_00365_41501_3810.N1	06-FEB-2010 08:35:45	Straylight	44.500	65	Lam Vel	2.2040	4400.0	89	41501	No
76	GOM_NL__2PRFIN20100206_085706_000000402086_00365_41501_3811.N1	06-FEB-2010 08:57:06	Bright	40.000	17	78Bet Gem	1.1610	4500.0	80	41501	No
77	GOM_NL__2PRFIN20100206_091429_000000382086_00365_41501_3812.N1	06-FEB-2010 09:14:29	Bright	38.000	49	1Alp UMi	1.9900	6300.0	76	41501	No
78	GOM_NL__2PRFIN20100206_092201_000000422086_00365_41501_3813.N1	06-FEB-2010 09:22:01	Bright	41.500	119	14Eta Dra	2.7270	4700.0	83	41501	No
79	GOM_NL__2PRFIN20100206_092525_000000402086_00365_41501_3814.N1	06-FEB-2010 09:25:25	Bright	40.000	130	23Bet Dra	2.7990	5800.0	80	41501	No
80	GOM_NL__2PRFIN20100206_093742_000000582086_00365_41501_3815.N1	06-FEB-2010 09:37:42	Bright	58.000	59	55Alp Oph	2.0800	8900.0	116	41501	No
81	GOM_NL__2PRFIN20100206_093952_000000422086_00365_41501_3816.N1	06-FEB-2010 09:39:52	Bright	41.500	126	60Bet Oph	2.7700	4250.0	83	41501	No
82	GOM_NL__2PRFIN20100206_094637_000000492086_00365_41501_3817.N1	06-FEB-2010 09:46:37	Twl_and_stray	49.000	86	35Eta Oph	2.4300	10200.	98	41501	No
83	GOM_NL__2PRFIN20100206_095251_000000482086_00365_41501_3818.N1	06-FEB-2010 09:52:51	Dark	48.000	40	The Sco	1.8590	7100.0	96	41501	No
84	GOM_NL__2PRFIN20100206_100309_000000422086_00366_41502_3813.N1	06-FEB-2010 10:03:09	Dark	42.000	10	Bet Cen	0.61000	28000.	84	41502	No
85	GOM_NL__2PRFIN20100206_100601_000000422086_00366_41502_3814.N1	06-FEB-2010 10:06:01	Dark	42.000	20	Bet Cru	1.2530	30000.	84	41502	No
86	GOM_NL__2PRFIN20100206_100726_000000482086_00366_41502_3815.N1	06-FEB-2010 10:07:26	Dark	47.500	64	Gam Cen	2.2000	10600.	95	41502	No
87	GOM_NL__2PRFIN20100206_101203_000000392086_00366_41502_3816.N1	06-FEB-2010 10:12:03	Dark	39.000	71	lot Car	2.2460	7700.0	78	41502	No
88	GOM_NL__2PRFIN20100206_101347_000000432086_00366_41502_3817.N1	06-FEB-2010 10:13:47	Dark	43.000	46	Del Vel	1.9540	10600.	86	41502	No
89	GOM_NL__2PRFIN20100206_101621_000000492086_00366_41502_3818.N1	06-FEB-2010 10:16:21	Straylight	48.500	65	Lam Vel	2.2040	4400.0	97	41502	No
90	GOM_NL__2PRFIN20100206_103742_000000402086_00366_41502_3819.N1	06-FEB-2010 10:37:42	Bright	40.000	17	78Bet Gem	1.1610	4500.0	80	41502	No
91	GOM_NL__2PRFIN20100206_105505_000000362086_00366_41502_3820.N1	06-FEB-2010 10:55:05	Bright	36.000	49	1Alp UMi	1.9900	6300.0	72	41502	No
92	GOM_NL__2PRFIN20100206_110237_000000452086_00366_41502_3821.N1	06-FEB-2010 11:02:37	Bright	44.500	119	14Eta Dra	2.7270	4700.0	89	41502	No
93	GOM_NL__2PRFIN20100206_110600_000000422086_00366_41502_3822.N1	06-FEB-2010 11:06:00	Bright	42.000	130	23Bet Dra	2.7990	5800.0	84	41502	No
94	GOM_NL__2PRFIN20100206_111818_000000422086_00366_41502_3823.N1	06-FEB-2010 11:18:18	Bright	42.000	59	55Alp Oph	2.0800	8900.0	84	41502	No
95	GOM_NL__2PRFIN20100206_112028_000000562086_00366_41502_3824.N1	06-FEB-2010 11:20:28	Bright	56.000	126	60Bet Oph	2.7700	4250.0	112	41502	No
96	GOM_NL__2PRFIN20100206_112713_000000452086_00366_41502_3825.N1	06-FEB-2010 11:27:13	Twl_and_stray	44.500	86	35Eta Oph	2.4300	10200.	89	41502	No
97	GOM_NL__2PRFIN20100206_113148_000000512086_00366_41502_3826.N1	06-FEB-2010 11:31:48	Dark	50.500	16	21Alp Sco	1.0200	3000.0	101	41502	No
98	GOM_NL__2PRFIN20100206_114345_000000442086_00367_41503_3821.N1	06-FEB-2010 11:43:45	Dark	43.500	10	Bet Cen	0.61000	28000.	87	41503	No
99	GOM_NL__2PRFIN20100206_114638_000000432086_00367_41503_3822.N1	06-FEB-2010 11:46:38	Dark	43.000	20	Bet Cru	1.2530	30000.	86	41503	No
100	GOM_NL__2PRFIN20100206_114803_000000472086_00367_41503_3823.N1	06-FEB-2010 11:48:03	Dark	47.000	64	Gam Cen	2.2000	10600.	94	41503	No
101	GOM_NL__2PRFIN20100206_115240_000000442086_00367_41503_3824.N1	06-FEB-2010 11:52:40	Dark	43.500	71	lot Car	2.2460	7700.0	87	41503	No

102	GOM_NL__2PRFIN20100206_115428_000000362086_00367_41503_3825.N1	06-FEB-2010 11:54:28	Dark	35.500	46	Del Vel	1.9540	10600.	71	41503	No
103	GOM_NL__2PRFIN20100206_115657_000000452086_00367_41503_3826.N1	06-FEB-2010 11:56:57	Straylight	44.500	65	Lam Vel	2.2040	4400.0	89	41503	No
104	GOM_NL__2PRFIN20100206_123825_000000502086_00367_41503_3827.N1	06-FEB-2010 12:38:25	Bright	49.500	60	7Bet UMi	2.0810	3950.0	99	41503	No
105	GOM_NL__2PRFIN20100206_124313_000000412086_00367_41503_3828.N1	06-FEB-2010 12:43:13	Bright	41.000	119	14Eta Dra	2.7270	4700.0	82	41503	No
106	GOM_NL__2PRFIN20100206_124636_000000412086_00367_41503_3829.N1	06-FEB-2010 12:46:36	Bright	40.500	130	23Bet Dra	2.7990	5800.0	81	41503	No
107	GOM_NL__2PRFIN20100206_125854_000000582086_00367_41503_3830.N1	06-FEB-2010 12:58:54	Bright	58.000	59	55Alp Oph	2.0800	8900.0	116	41503	No
108	GOM_NL__2PRFIN20100206_130104_000000392086_00367_41503_3831.N1	06-FEB-2010 13:01:04	Bright	38.500	126	60Bet Oph	2.7700	4250.0	77	41503	No
109	GOM_NL__2PRFIN20100206_130750_000000452086_00367_41503_3832.N1	06-FEB-2010 13:07:50	Twilight	45.000	86	35Eta Oph	2.4300	10200.	90	41503	No
110	GOM_NL__2PRFIN20100206_131011_000000432086_00367_41503_3833.N1	06-FEB-2010 13:10:11	Twilight	42.500	167	10Gam2Sgr	2.9840	4500.0	85	41503	No
111	GOM_NL__2PRFIN20100206_131224_000000502086_00367_41503_3834.N1	06-FEB-2010 13:12:24	Dark	50.000	16	21Alp Sco	1.0200	3000.0	100	41503	No
112	GOM_NL__2PRFIN20100206_132422_000000462086_00368_41504_3829.N1	06-FEB-2010 13:24:22	Dark	45.500	10	Bet Cen	0.61000	28000.	91	41504	No
113	GOM_NL__2PRFIN20100206_132714_000000462086_00368_41504_3830.N1	06-FEB-2010 13:27:14	Dark	46.000	20	Bet Cru	1.2530	30000.	92	41504	No
114	GOM_NL__2PRFIN20100206_132840_000000462086_00368_41504_3831.N1	06-FEB-2010 13:28:40	Dark	45.500	64	Gam Cen	2.2000	10600.	91	41504	No
115	GOM_NL__2PRFIN20100206_133315_000000412086_00368_41504_3832.N1	06-FEB-2010 13:33:15	Dark	41.000	71	lot Car	2.2460	7700.0	82	41504	No
116	GOM_NL__2PRFIN20100206_135224_000000512086_00368_41504_3833.N1	06-FEB-2010 13:52:24	Twilight	50.500	8	10Alp CMi	0.40000	6500.0	101	41504	No
117	GOM_NL__2PRFIN20100206_141901_000000372086_00368_41504_3834.N1	06-FEB-2010 14:19:01	Bright	36.500	60	7Bet UMi	2.0810	3950.0	73	41504	No
118	GOM_NL__2PRFIN20100206_142348_000000382086_00368_41504_3835.N1	06-FEB-2010 14:23:48	Bright	38.000	119	14Eta Dra	2.7270	4700.0	76	41504	No
119	GOM_NL__2PRFIN20100206_142712_000000402086_00368_41504_3836.N1	06-FEB-2010 14:27:12	Bright	39.500	130	23Bet Dra	2.7990	5800.0	79	41504	No
120	GOM_NL__2PRFIN20100206_200648_000000522086_00372_41508_3864.N1	06-FEB-2010 20:06:48	Dark	51.500	10	Bet Cen	0.61000	28000.	103	41508	No
121	GOM_NL__2PRFIN20100206_200940_000000412086_00372_41508_3865.N1	06-FEB-2010 20:09:40	Dark	41.000	20	Bet Cru	1.2530	30000.	82	41508	No
122	GOM_NL__2PRFIN20100206_201107_000000492086_00372_41508_3866.N1	06-FEB-2010 20:11:07	Dark	48.500	64	Gam Cen	2.2000	10600.	97	41508	No
123	GOM_NL__2PRFIN20100206_201541_000000422086_00372_41508_3867.N1	06-FEB-2010 20:15:41	Dark	41.500	71	lot Car	2.2460	7700.0	83	41508	No
124	GOM_NL__2PRFIN20100206_201958_000000462086_00372_41508_3868.N1	06-FEB-2010 20:19:58	Straylight	45.500	65	Lam Vel	2.2040	4400.0	91	41508	No
125	GOM_NL__2PRFIN20100206_203448_000000492086_00372_41508_3869.N1	06-FEB-2010 20:34:48	Twilight	49.000	8	10Alp CMi	0.40000	6500.0	98	41508	No
126	GOM_NL__2PRFIN20100206_210936_000000412086_00372_41508_3870.N1	06-FEB-2010 21:09:36	Bright	40.500	130	23Bet Dra	2.7990	5800.0	81	41508	No
127	GOM_NL__2PRFIN20100206_211327_000000372086_00372_41508_3871.N1	06-FEB-2010 21:13:27	Bright	36.500	5	3Alp Lyr	0.033000	11000.	73	41508	No
128	GOM_NL__2PRFIN20100206_214725_000000412086_00373_41509_3892.N1	06-FEB-2010 21:47:25	Dark	41.000	10	Bet Cen	0.61000	28000.	82	41509	No
129	GOM_NL__2PRFIN20100206_215017_000000412086_00373_41509_3893.N1	06-FEB-2010 21:50:17	Dark	40.500	20	Bet Cru	1.2530	30000.	81	41509	No
130	GOM_NL__2PRFIN20100206_215144_000000382086_00373_41509_3894.N1	06-FEB-2010 21:51:44	Dark	38.000	64	Gam Cen	2.2000	10600.	76	41509	No

3. Quality information per product

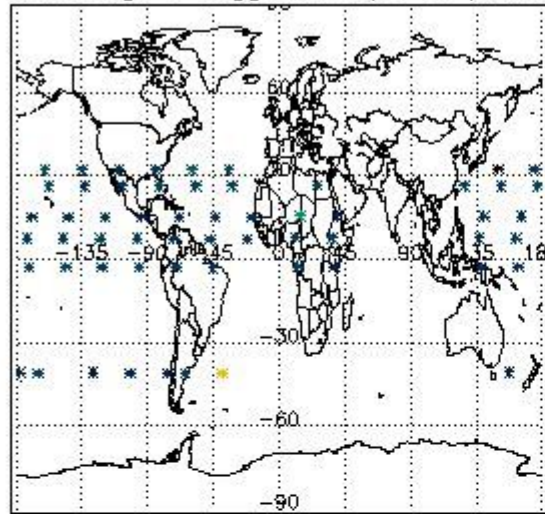
In this section it is plotted some information contained in the Quality Summary data set of the level 2 products. Only products in dark limb conditions and without errors (error flag in the MPH set to "0") are used.

3.1 Plot quality information per product (time dependant)

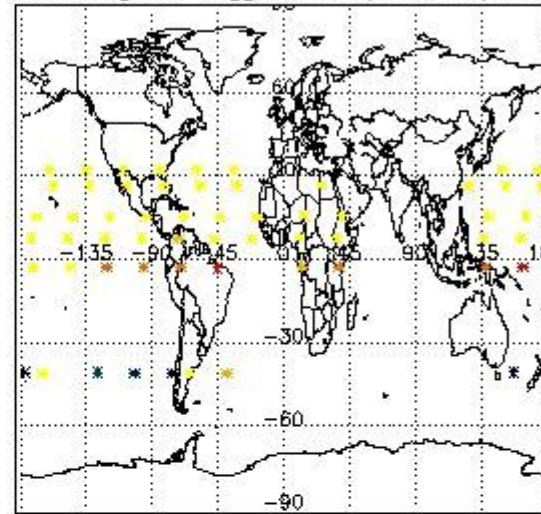


3.2 Plot quality information per product (world map)

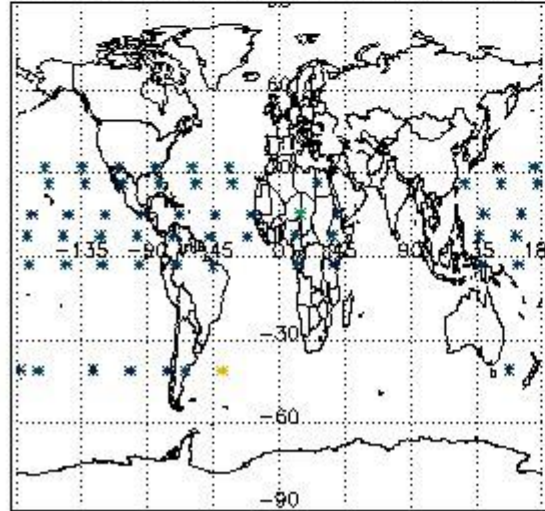
Percentage of flagged data per O3 profile



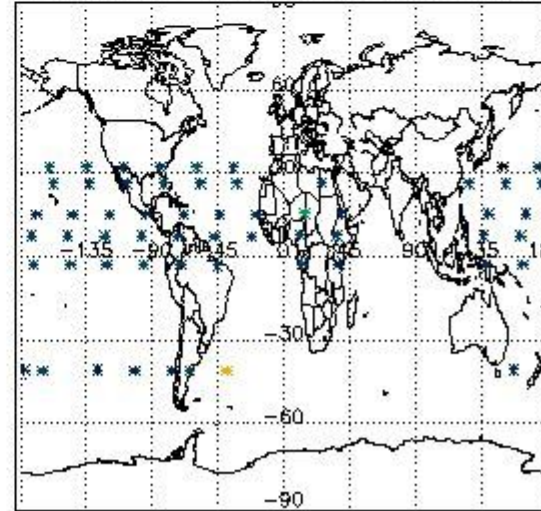
Percentage of flagged data per H2O profile



Percentage of flagged data per NO2 profile



Percentage of flagged data per NO3 profile

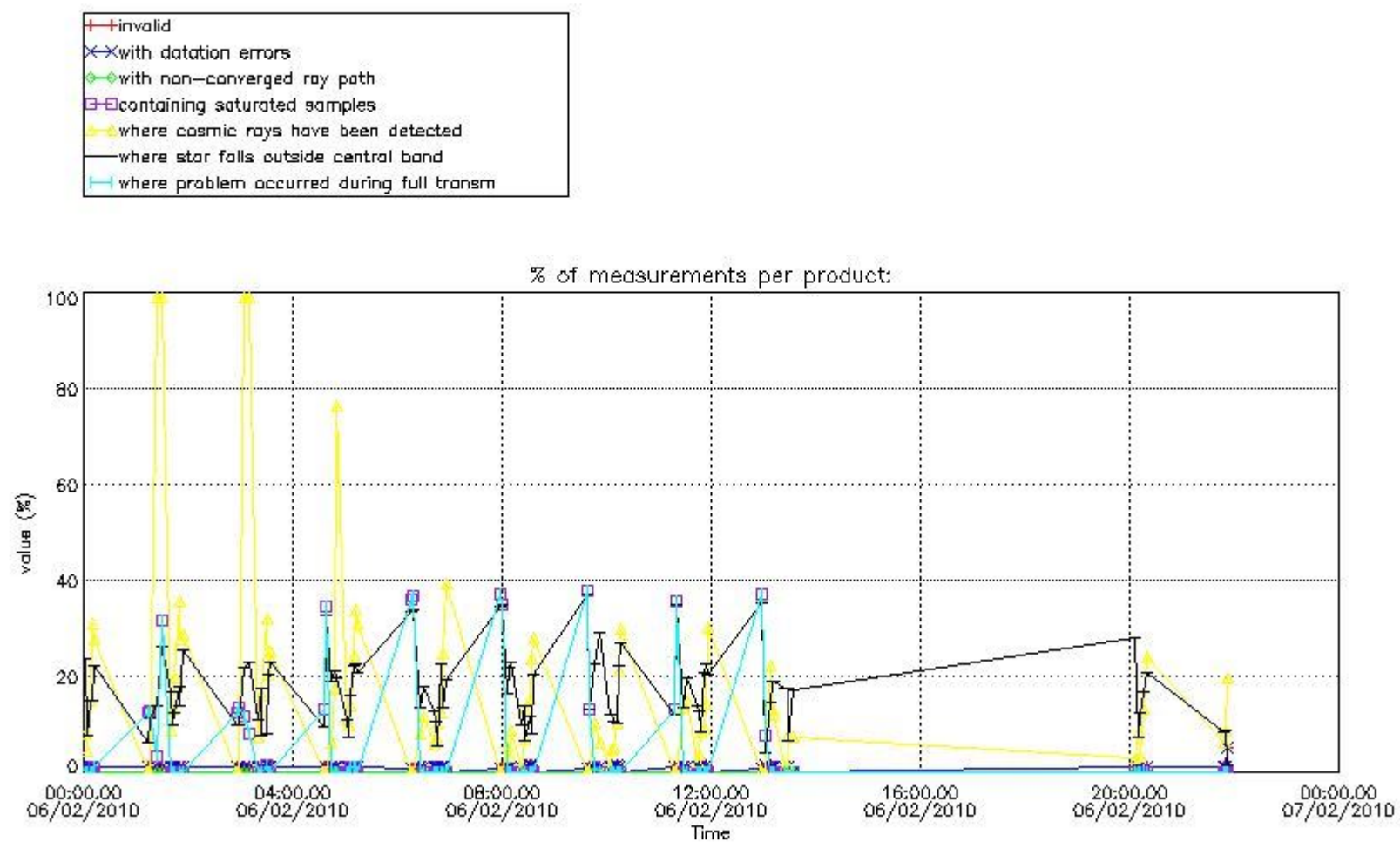


4. Level 1 quality information per product

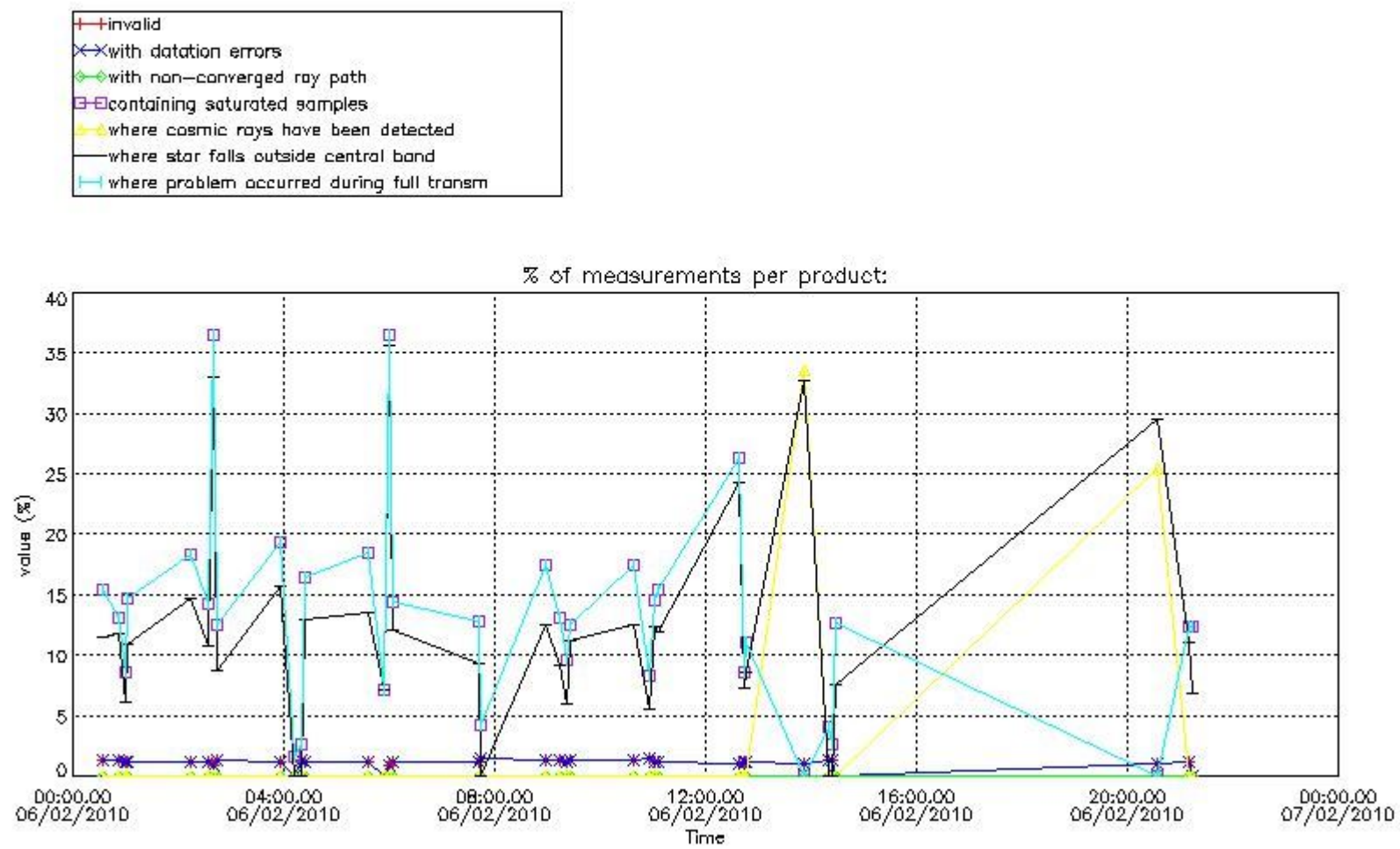
In this section it is plotted some information contained in the Quality Summary data set of the level 2 products that comes from the level 1b processing. Products without errors (error flag in the MPH set to "0") are used.

4.1 Plot quality information per product (time dependant) coming from level 1b processing

4.1.1 Plot level 1 quality information per product (time dependant): ENVISAT ASCENDING passes

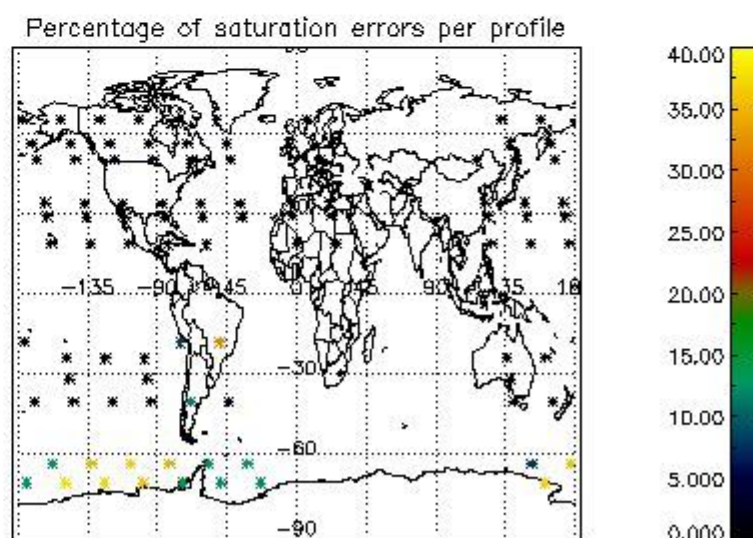
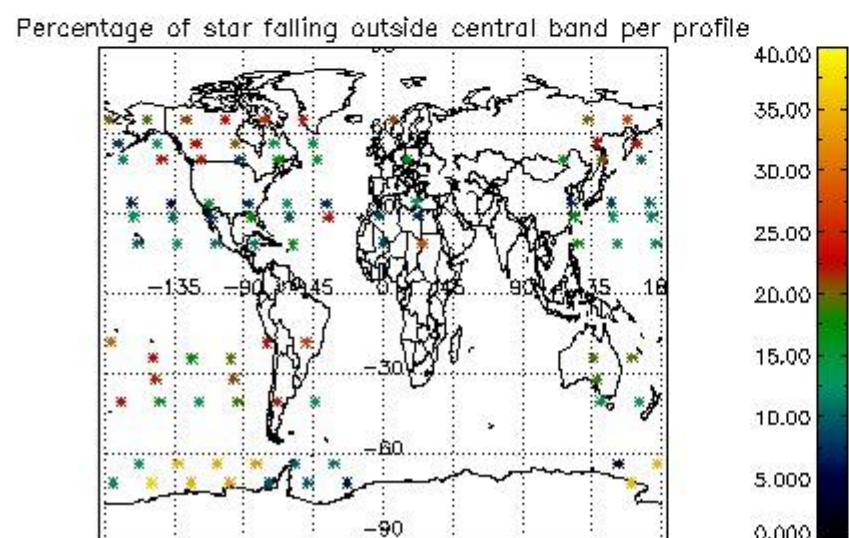
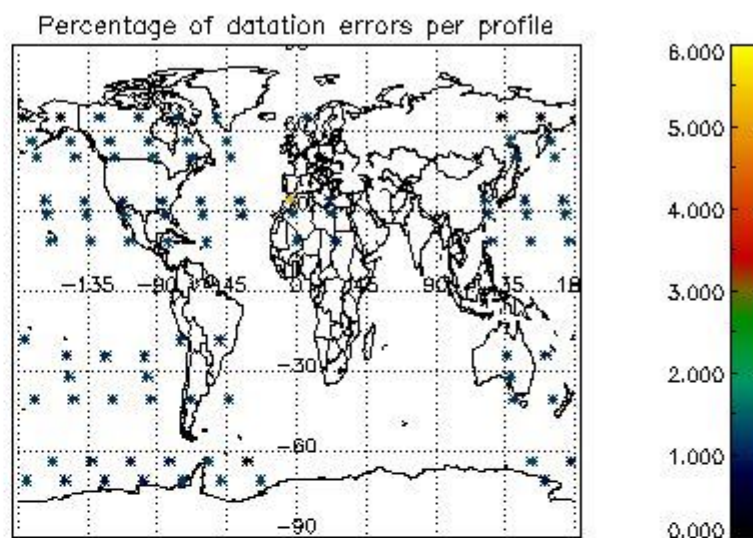
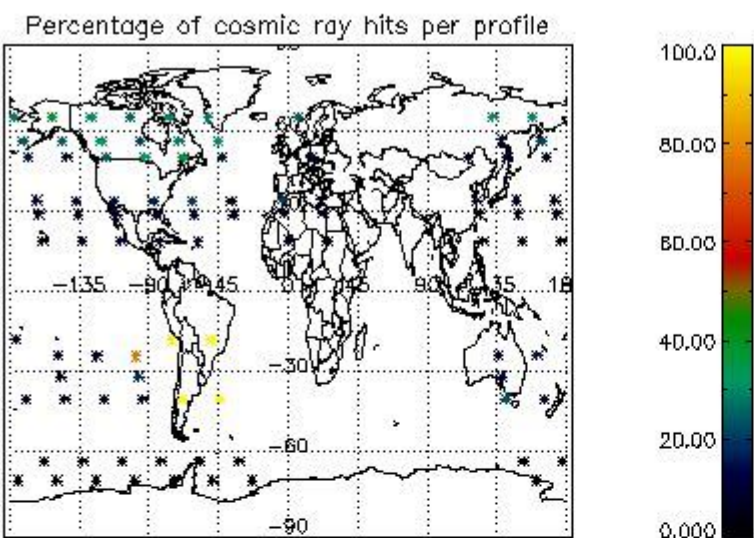


4.1.2 Plot level 1 quality information per product (time dependant): ENVI SAT DESCENDING passes



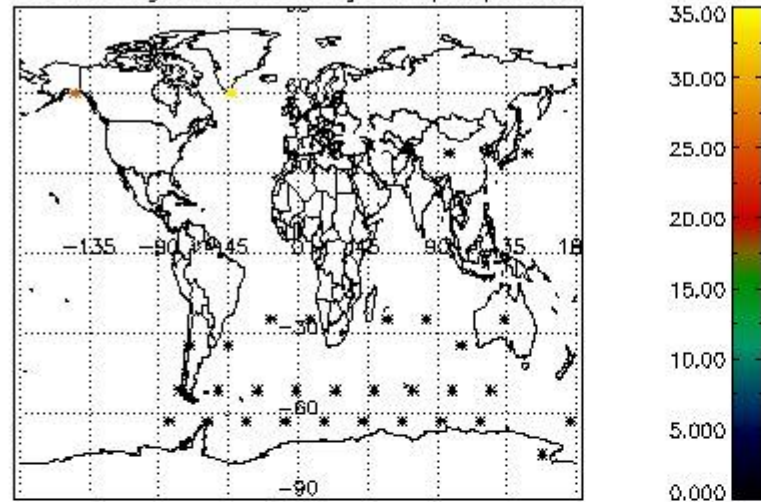
4.2 Plot quality information per product coming from level 1b processing (world map)

4.2.1 Plot level 1 quality information per product (world map): ENVISAT ASCENDING passes

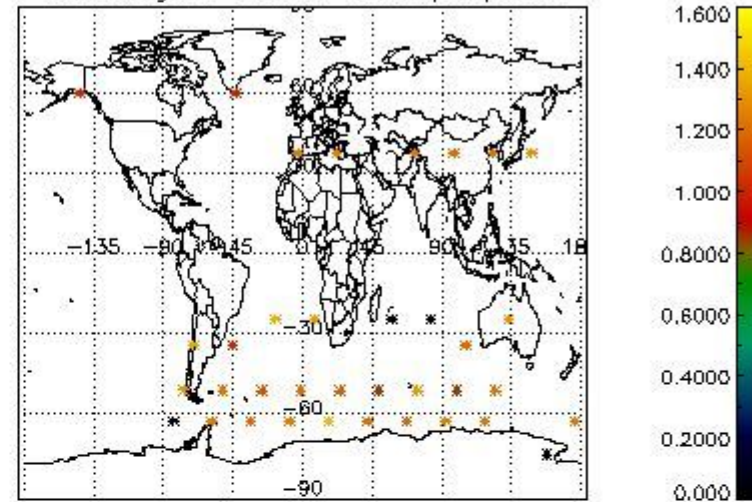


4.2.2 Plot level 1 quality information per product (world map): ENVISAT DESCENDING passes

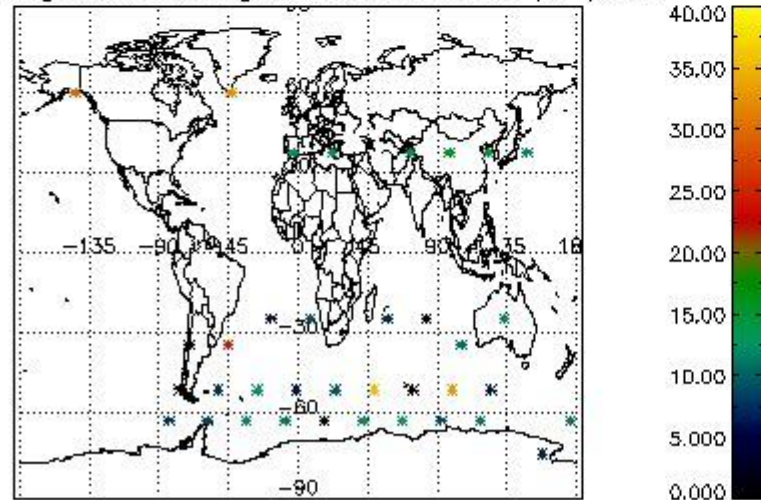
Percentage of cosmic ray hits per profile



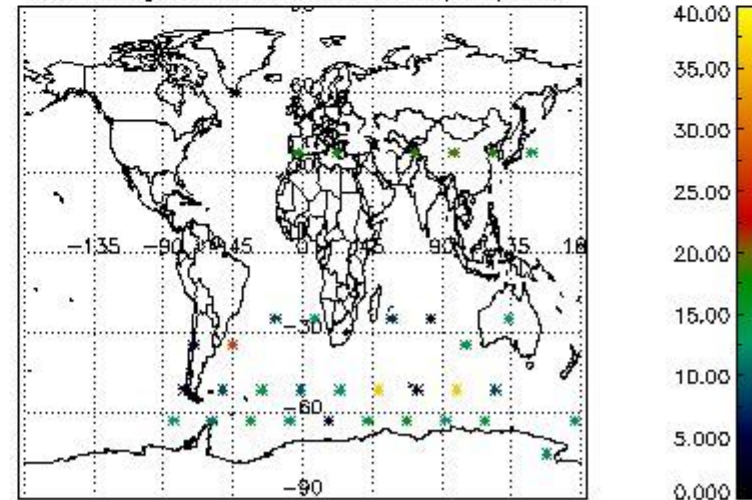
Percentage of datation errors per profile



Percentage of star falling outside central band per profile



Percentage of saturation errors per profile



5. Trace gas profiles

5.1 Ozone statistics based on quality of products

The final quality of the products can be "measured" using the STD (Standard Deviation) attached to every point profile. This information is written to the parameter GOM_NL__2P/NL_LOCAL_SPECIES_DENSITY/o3_std of the level 2 products. The table below shows the statistics for given STD ranges.

The statistics are given with respect to the overall valid production:

- Products without fatal errors: GOM_NL__2P/MPH/PRODUCT_ERR=0
- Valid point profile: GOM_NL__2P/NL_LOCAL_SPECIES_DENSITY/pcd(0)=0

The 'Criteria' is applied to valid points of dark limb products:

- Products in dark limb illumination condition: GOM_NL__2P/NL_SUMMARY_QUALITY/obs_ill_cond=0
- Products without fatal errors: GOM_NL__2P/MPH/PRODUCT_ERR=0
- Valid point profile: GOM_NL__2P/NL_LOCAL_SPECIES_DENSITY/pcd(0)=0

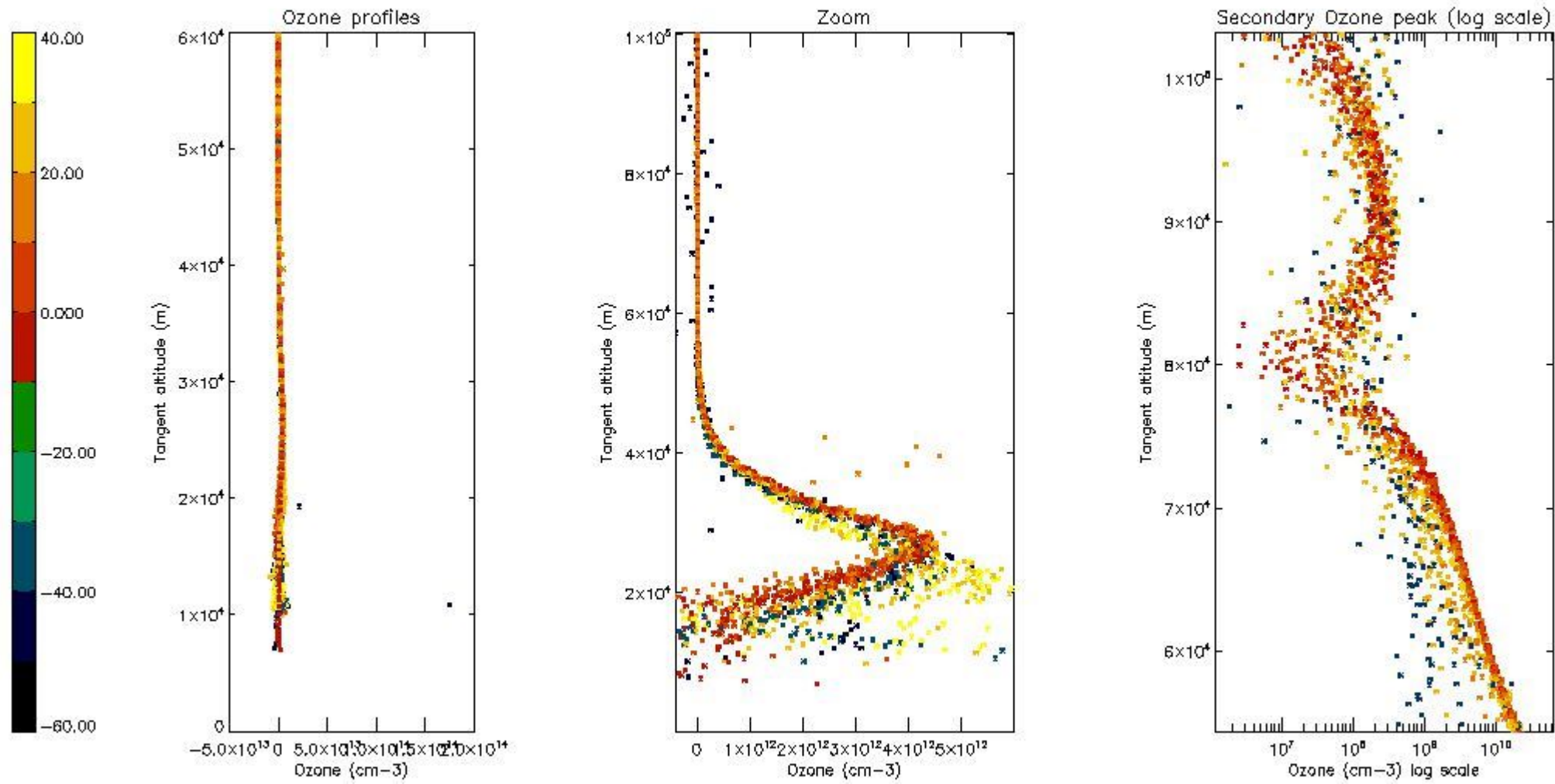
So, the table below shows the percentage of dark limb and valid observations for each criteria with respect to the overall valid daily observations.

Criteria	% of total production
All STD	45
STD < 20	25

STD < 10	21
STD < 5	12

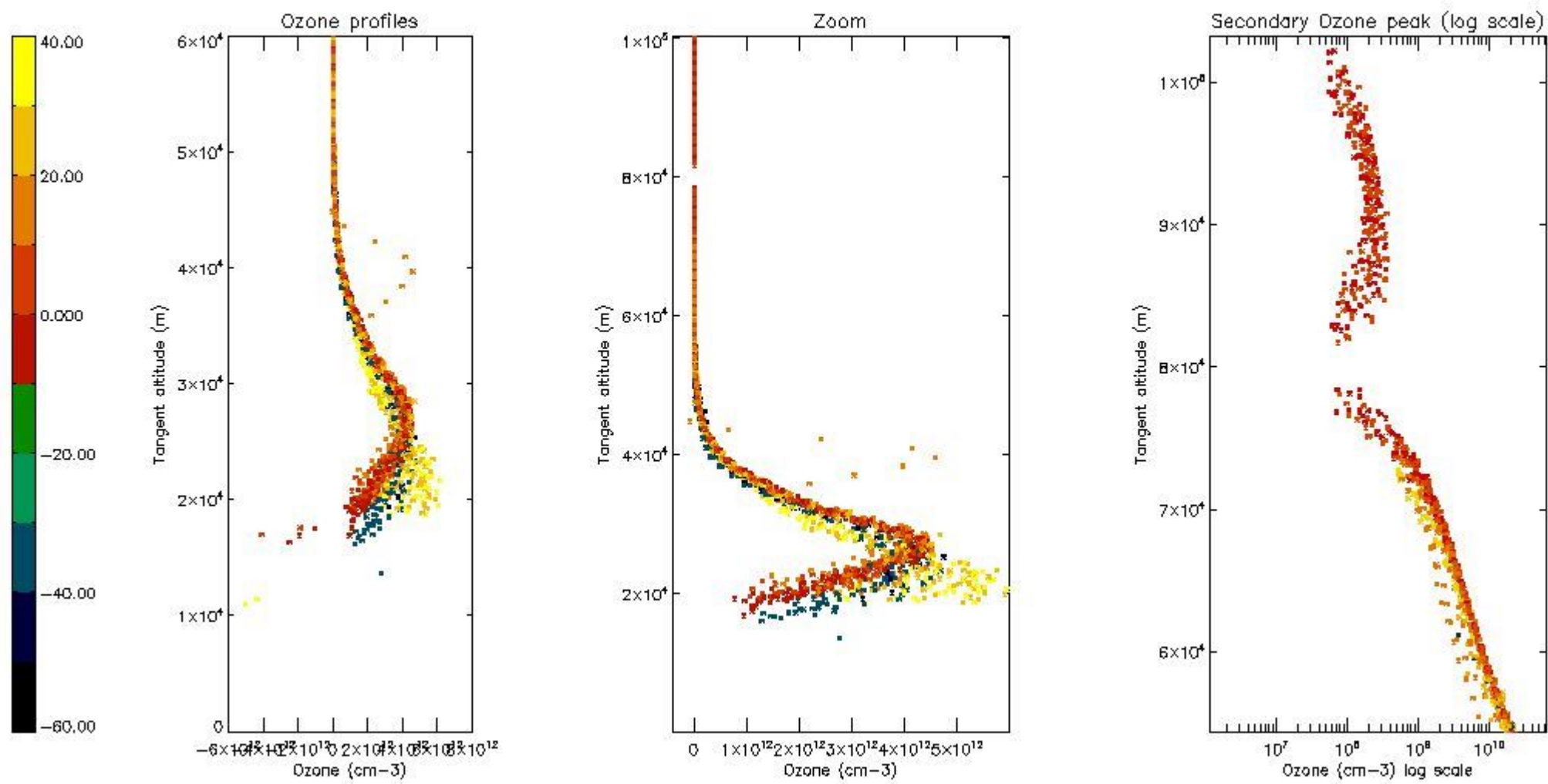
5.2 Plot ozone profiles for all STD (dark without errors)

The colorbar represents the latitude.



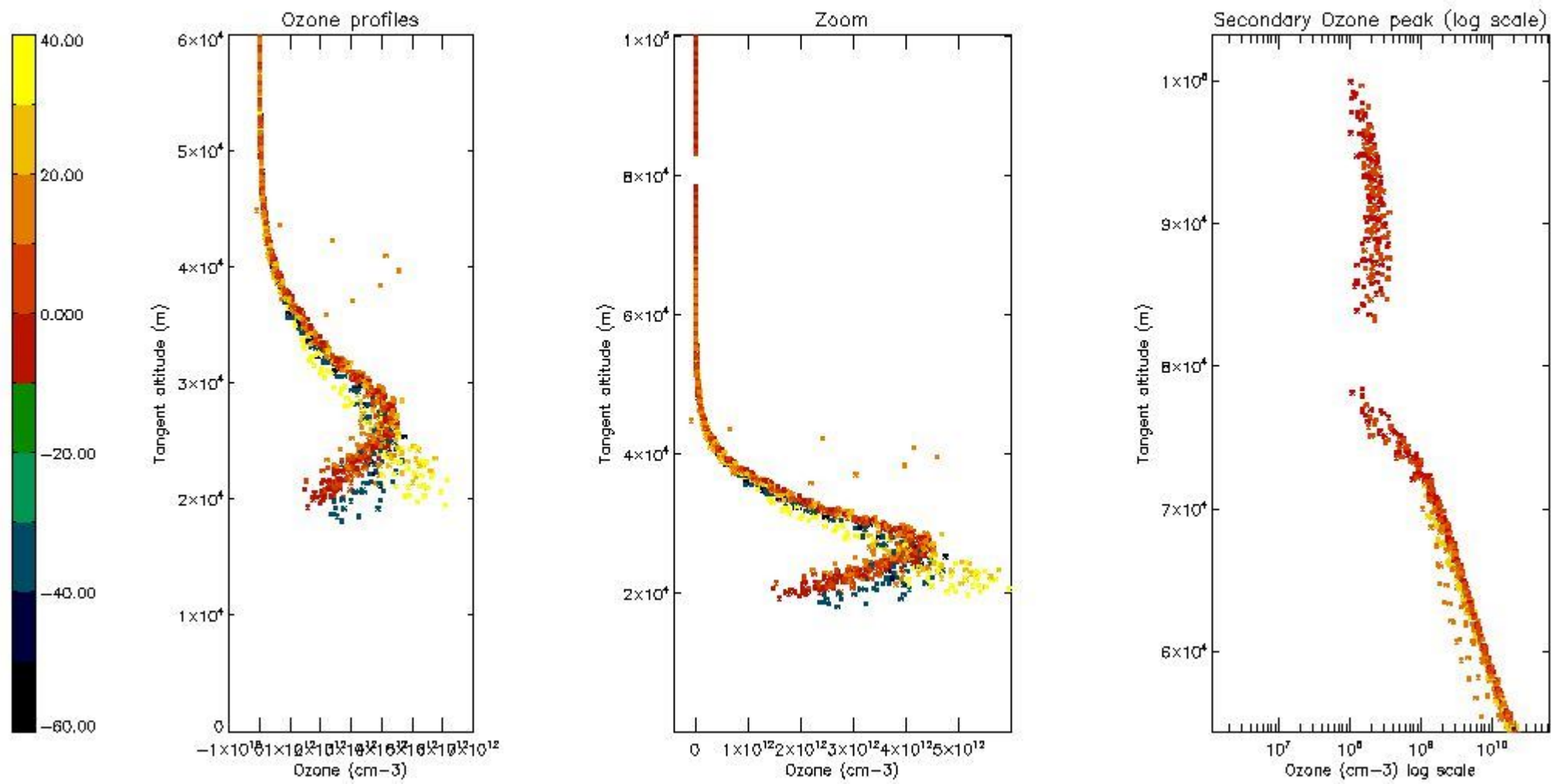
5.3 Plot ozone profiles where STD < 20% (dark without errors)

The colorbar represents the latitude.



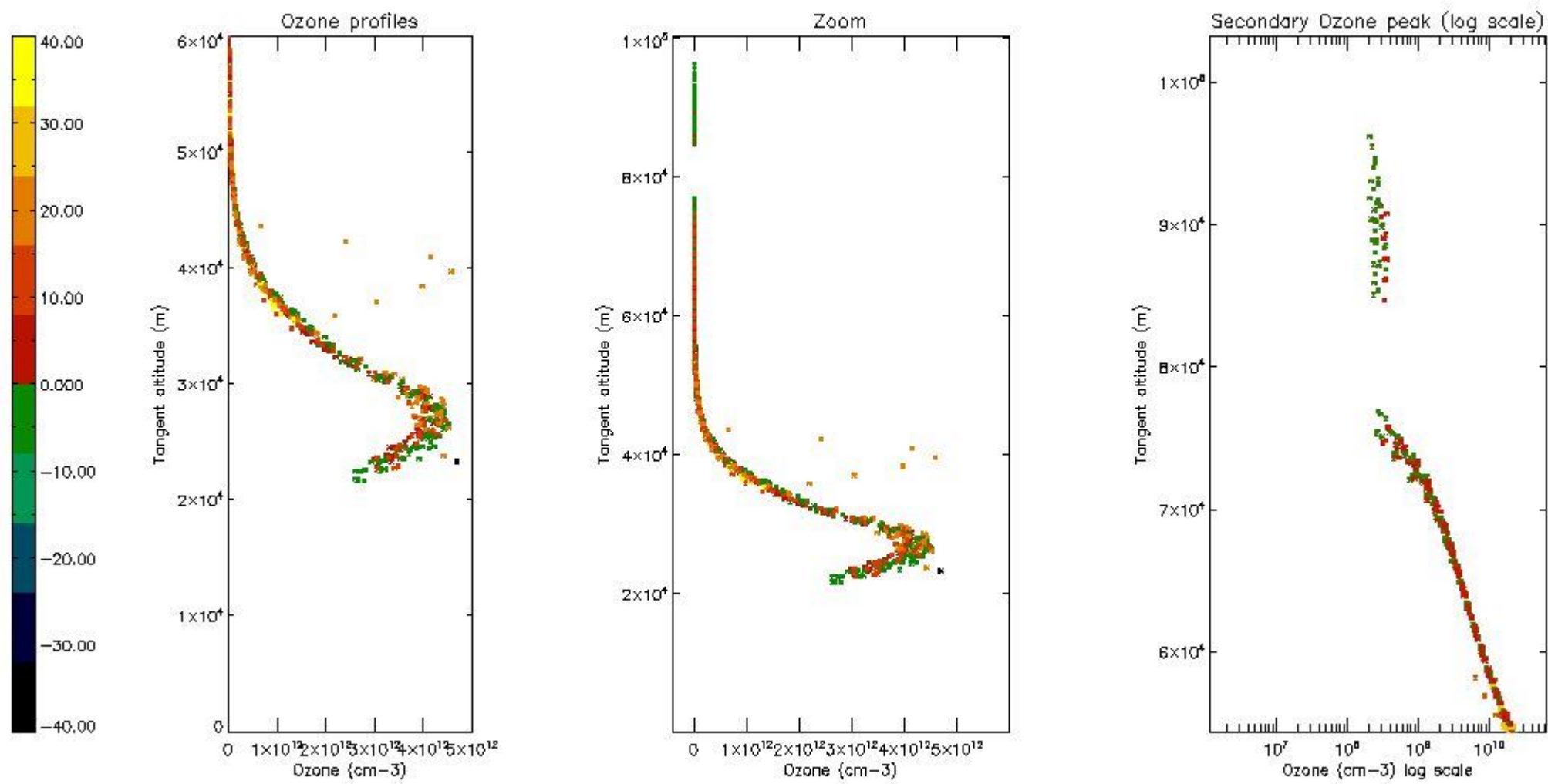
5.4 Plot ozone profiles where STD < 10% (dark without errors)

The colorbar represents the latitude.



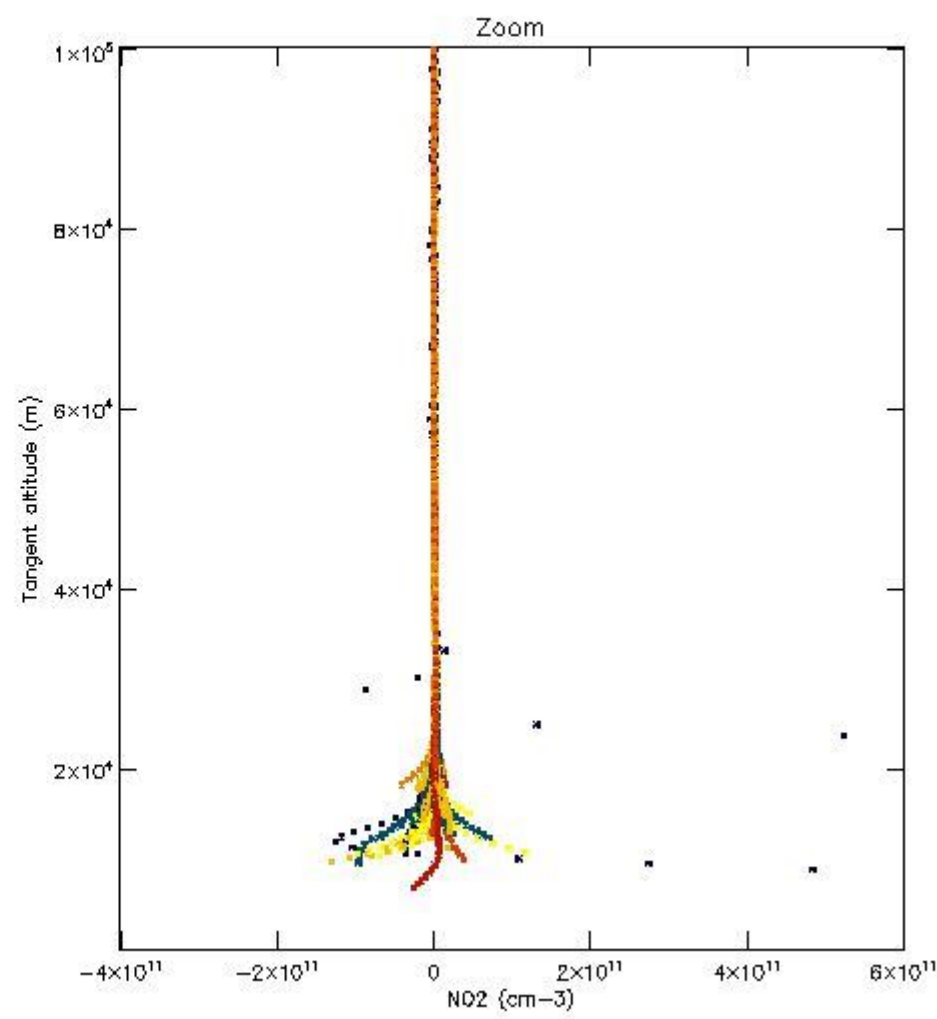
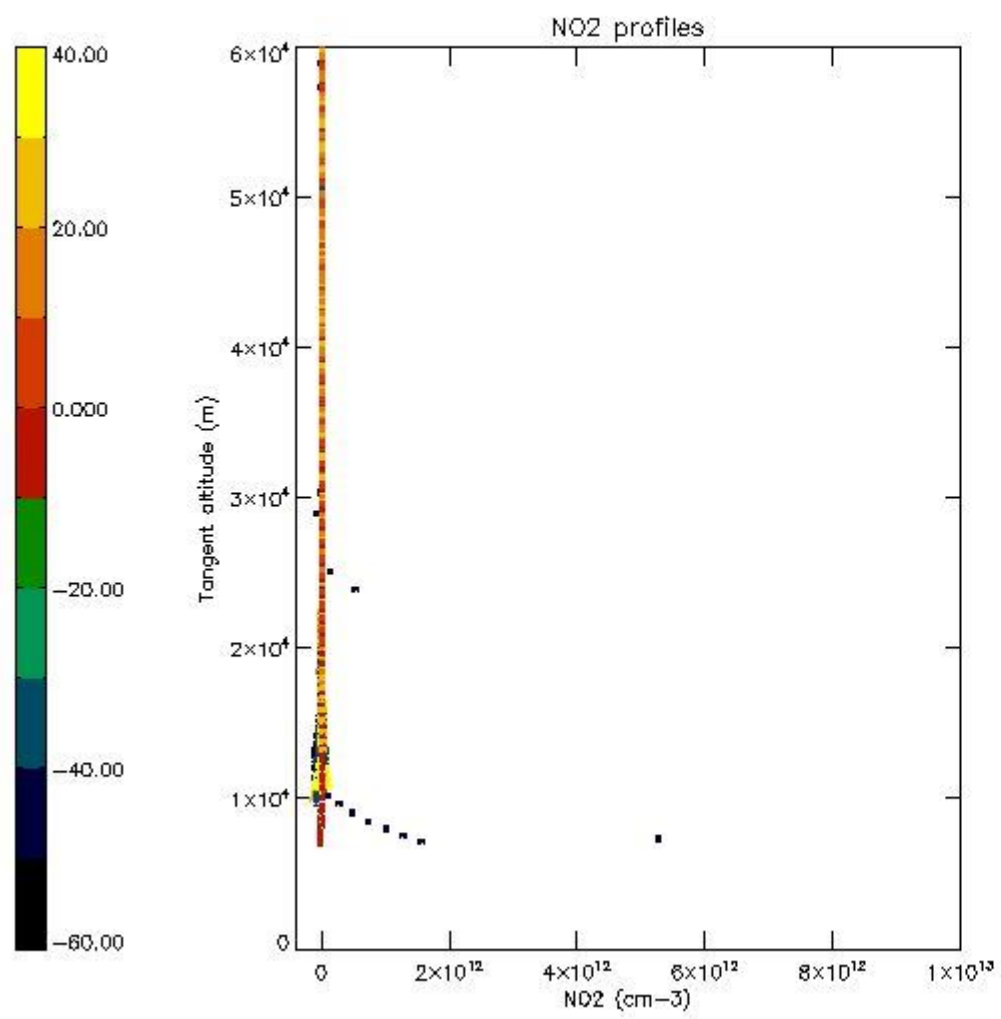
5.5 Plot ozone profiles where STD < 5% (dark without errors)

The colorbar represents the latitude.



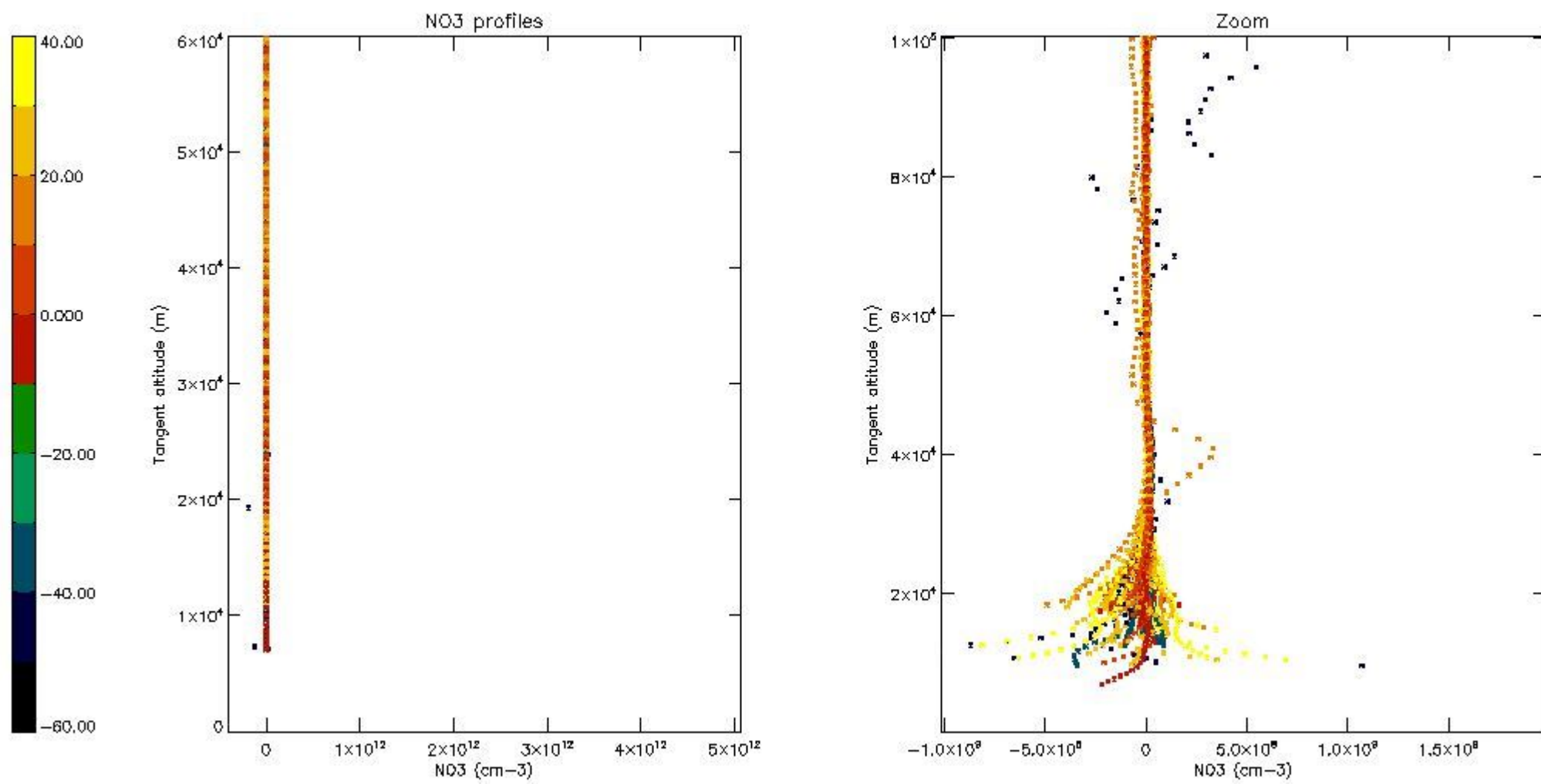
5.6 Plot NO₂ profiles for all STD (dark without errors)

The colorbar represents the latitude.



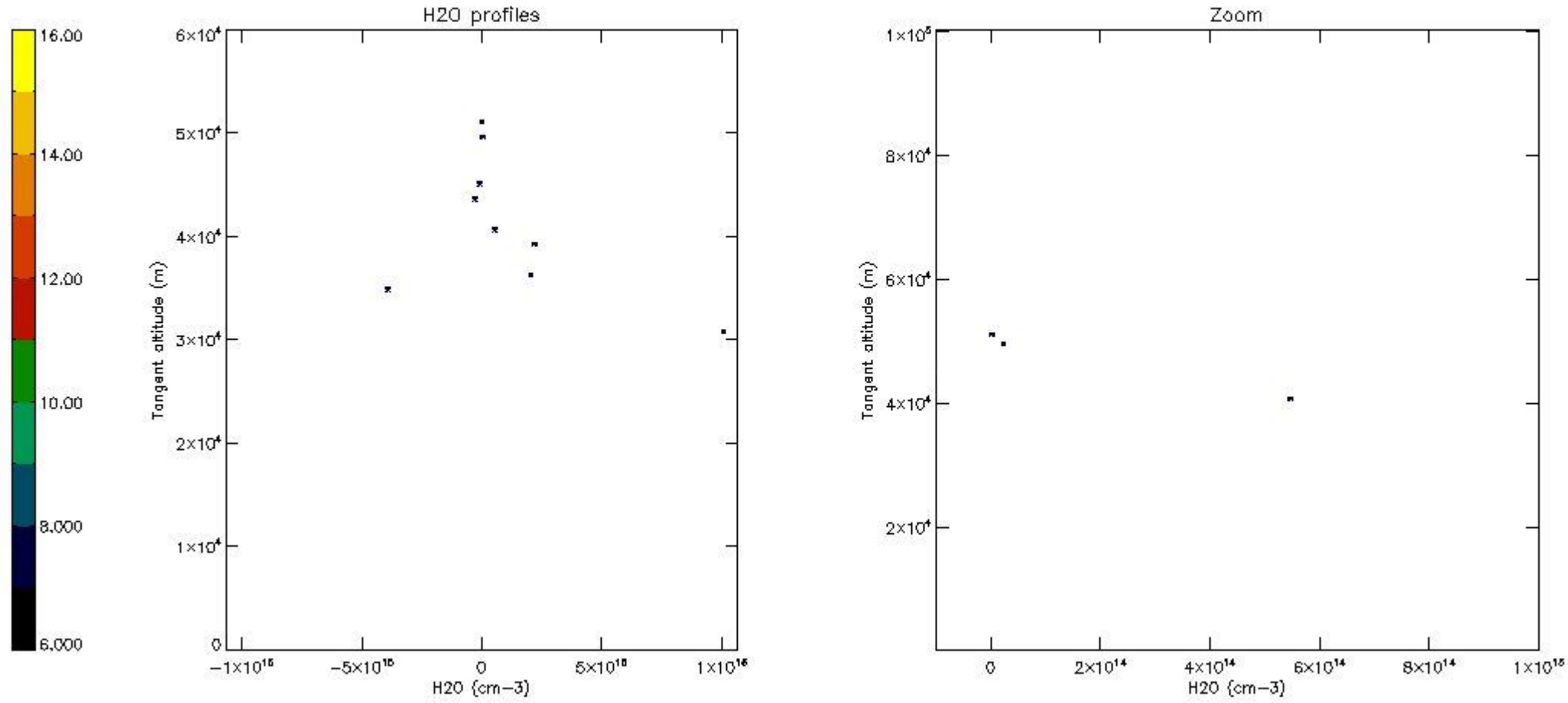
5.7 Plot NO3 profiles for all STD (dark without errors)

The colorbar represents the latitude.



5.8 Plot H2O profiles for all STD (only for occultations of stars 1,2,3,4,13,14,16,26,63 dark without errors)

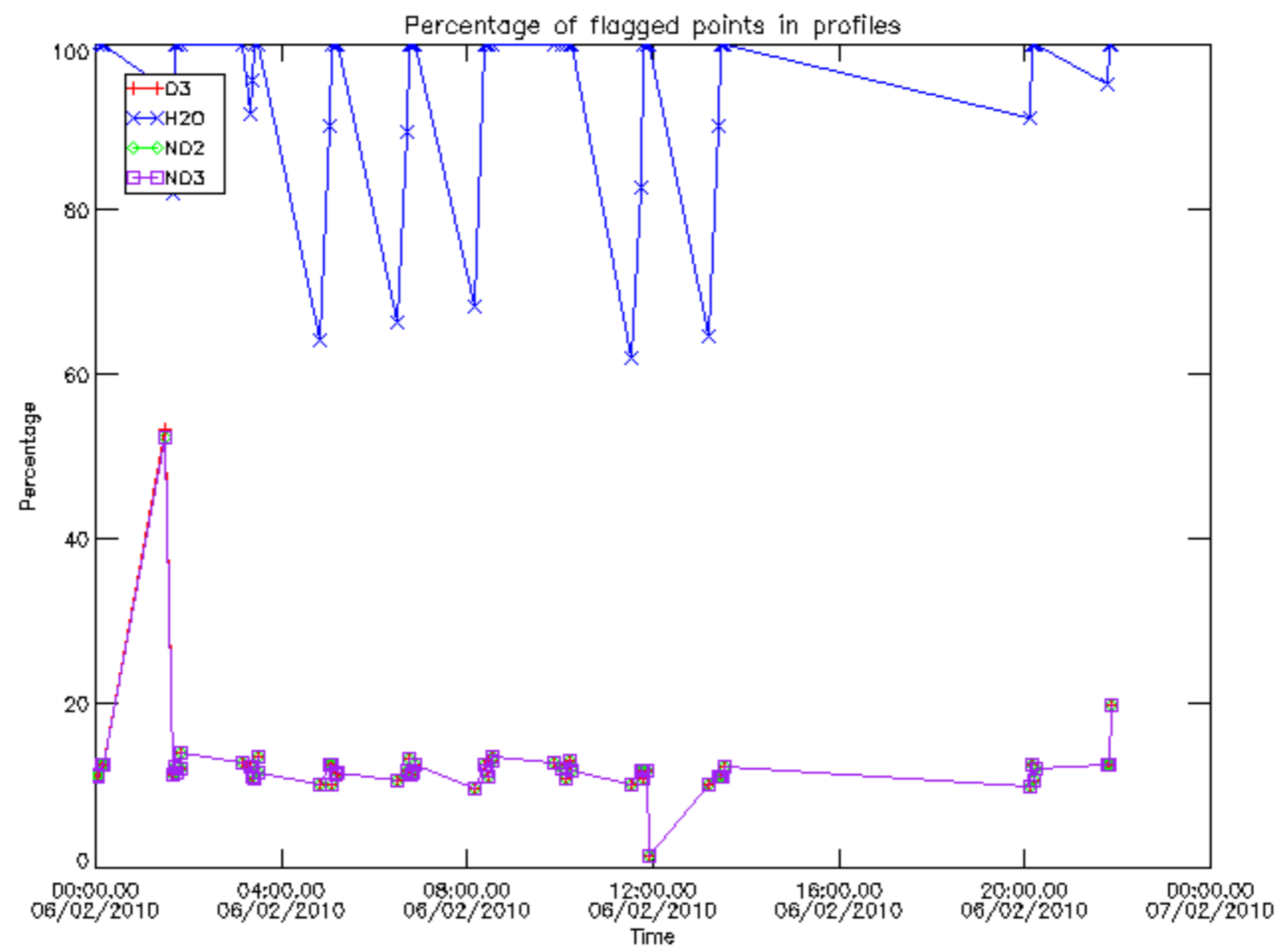
The colorbar represents the latitude.



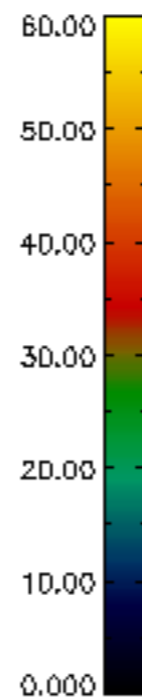
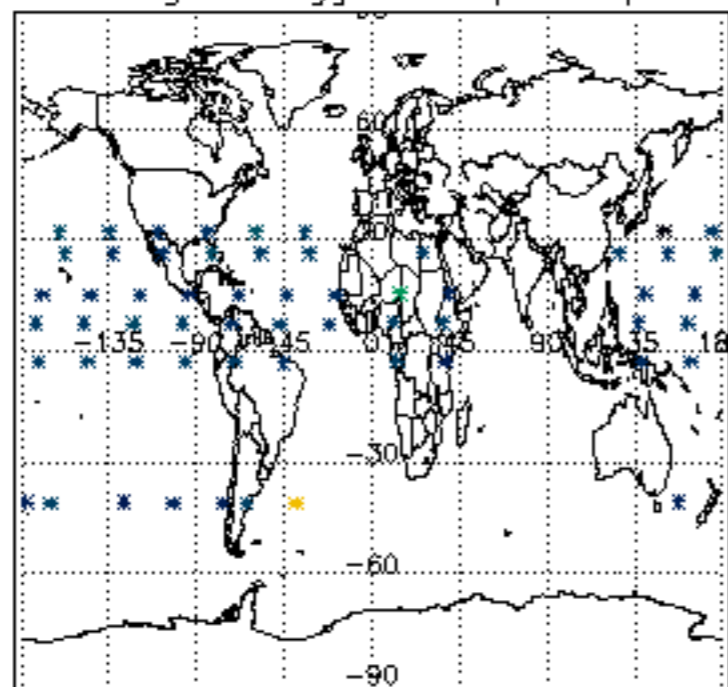
6. Auxiliary Data Files used for the production reported in section 2

The number reported in the third column indicates since which file (see list in section 2) the corresponding auxiliary file has been used. The fourth column is the date of those product files.

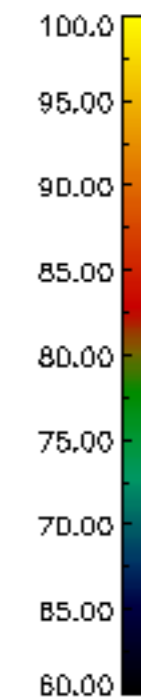
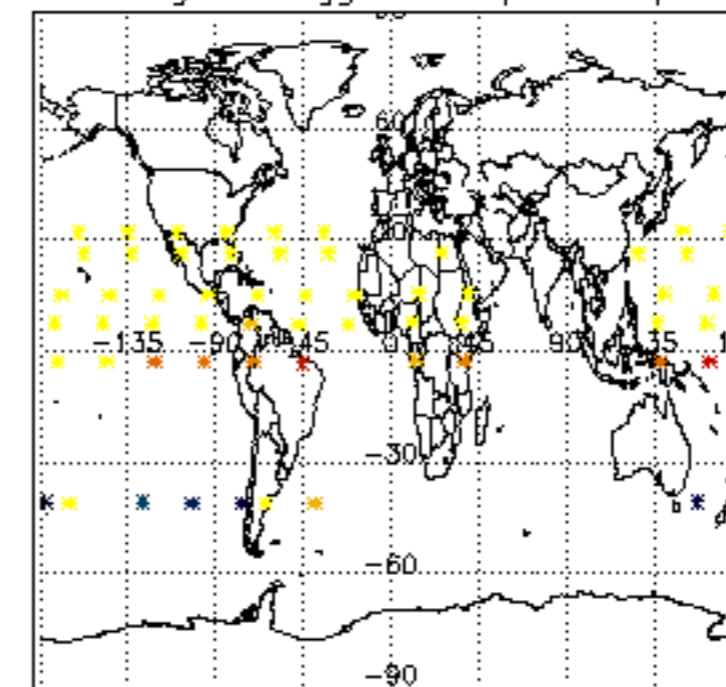
Type	Auxiliary Filename	Used since product	Used since product date
INST_PHYS_CHARACTERISTICS	GOM_INS_AXVIEC20091111_143220_20030716_120000_20500101_000000	1	06-FEB-2010 00:02:22
LEVEL-2_PROC_CONFIG	GOM_PR2_AXVIEC20091111_152718_20020301_000000_20500101_000000	1	06-FEB-2010 00:02:22
CROSS_SECTIONS_FILE	GOM_CRS_AXVIEC20091111_154832_20020301_000000_20500101_000000	1	06-FEB-2010 00:02:22



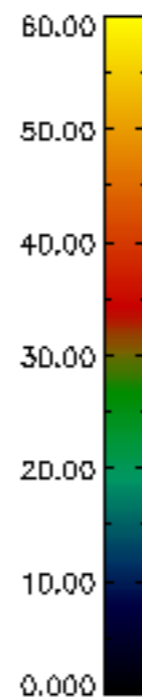
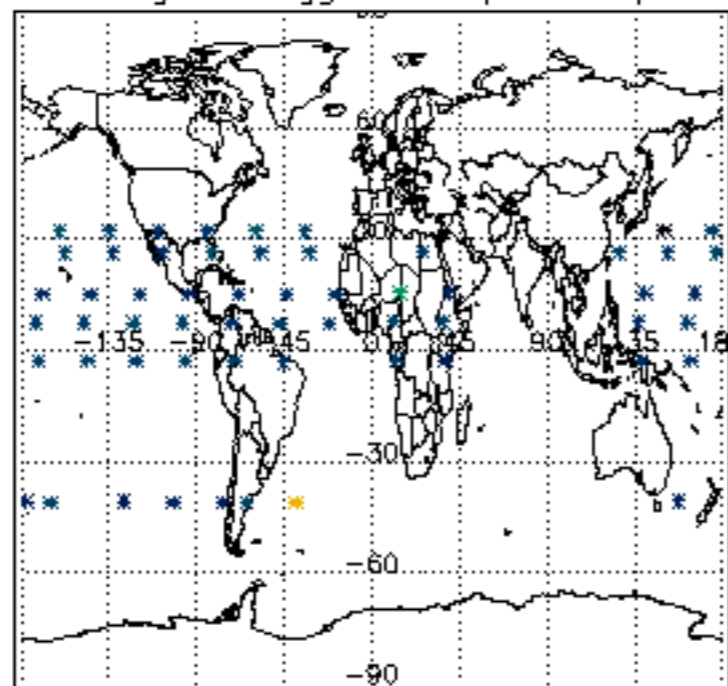
Percentage of flagged data per D3 profile



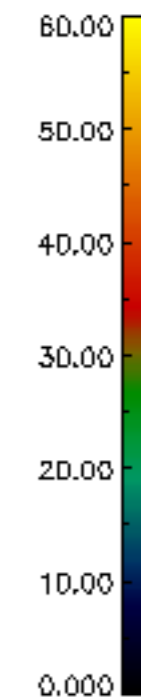
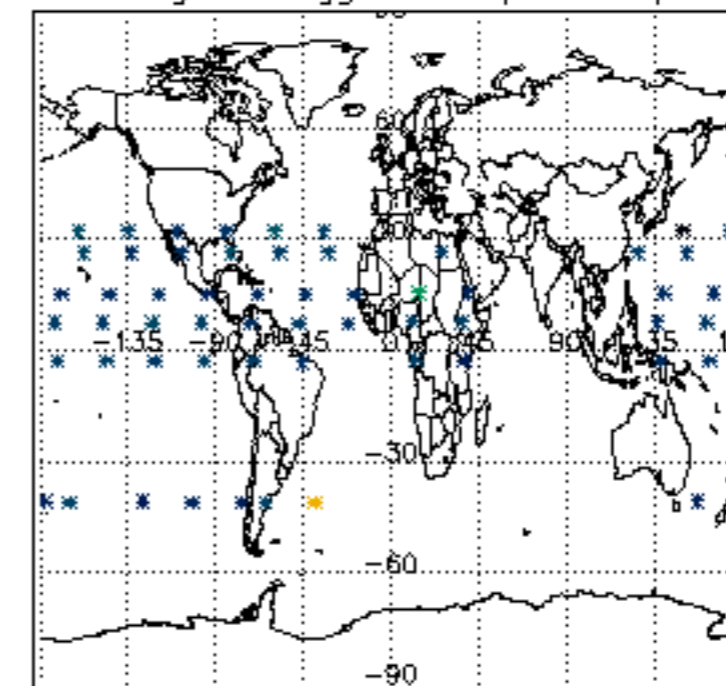
Percentage of flagged data per H2O profile

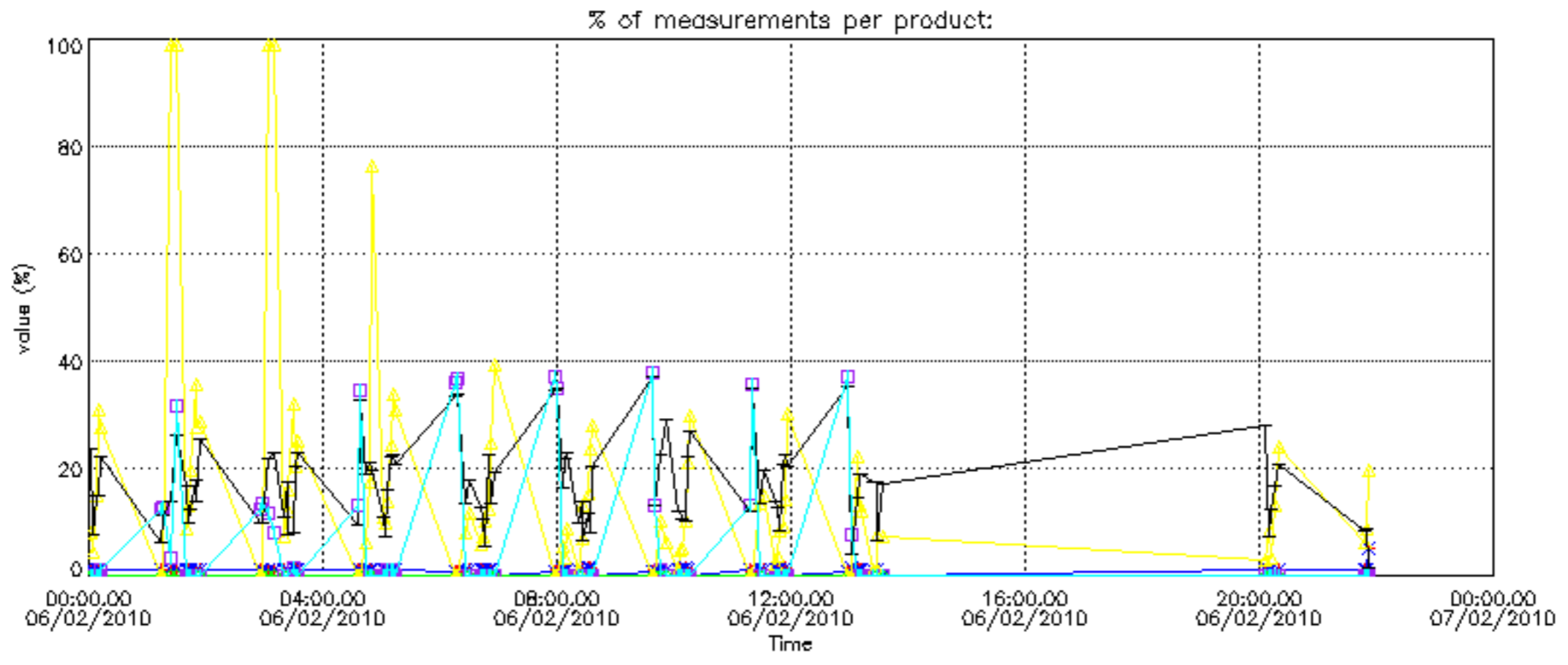


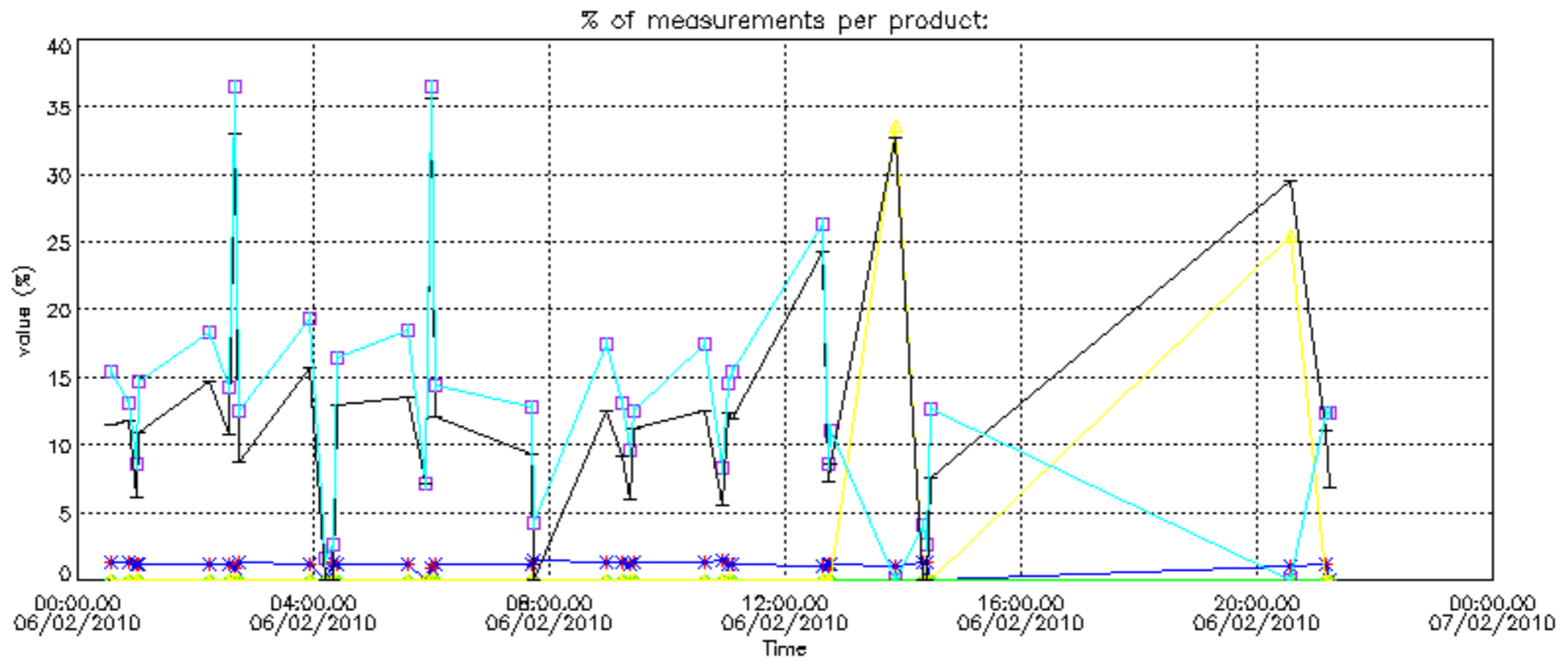
Percentage of flagged data per NO2 profile



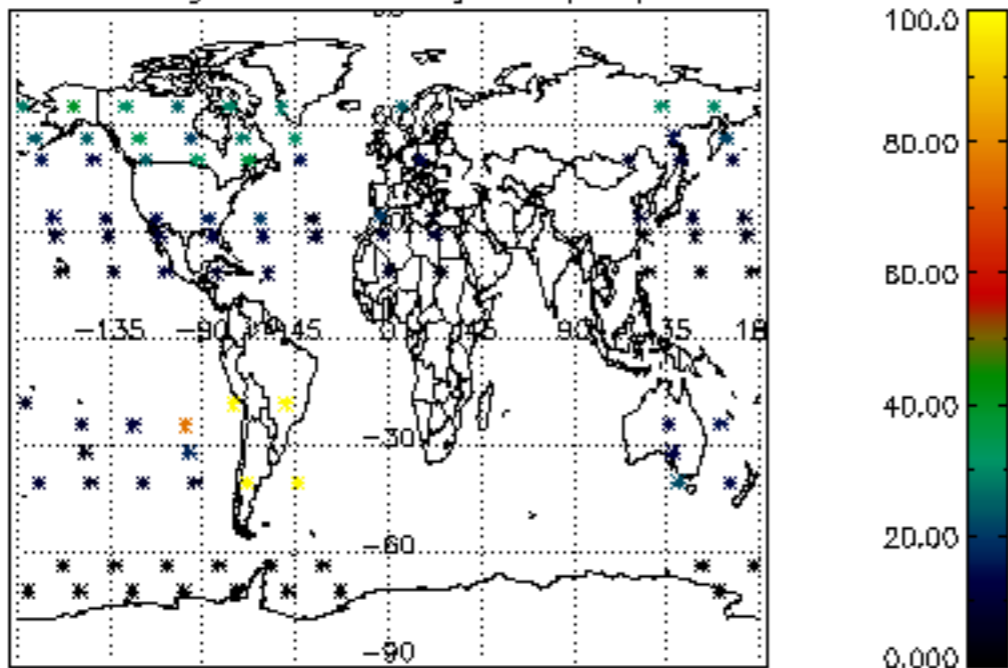
Percentage of flagged data per NO3 profile



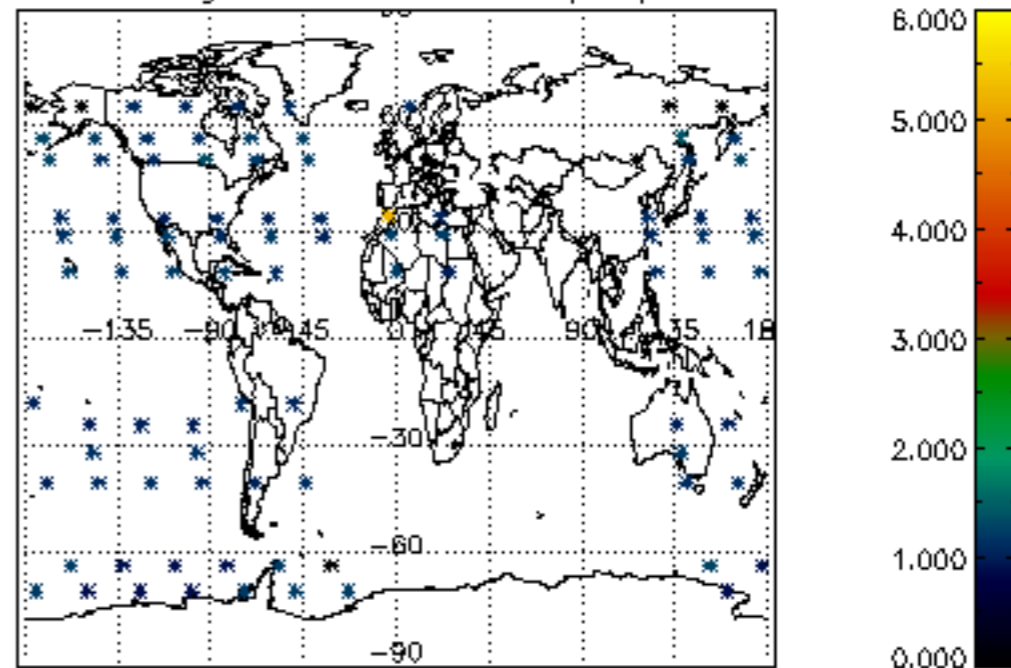




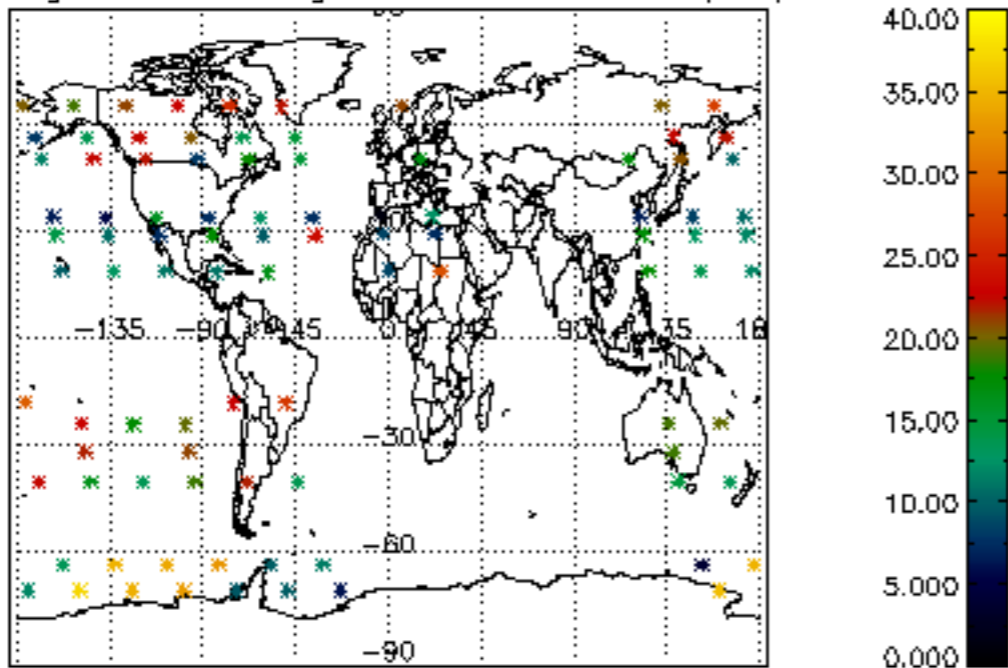
Percentage of cosmic ray hits per profile



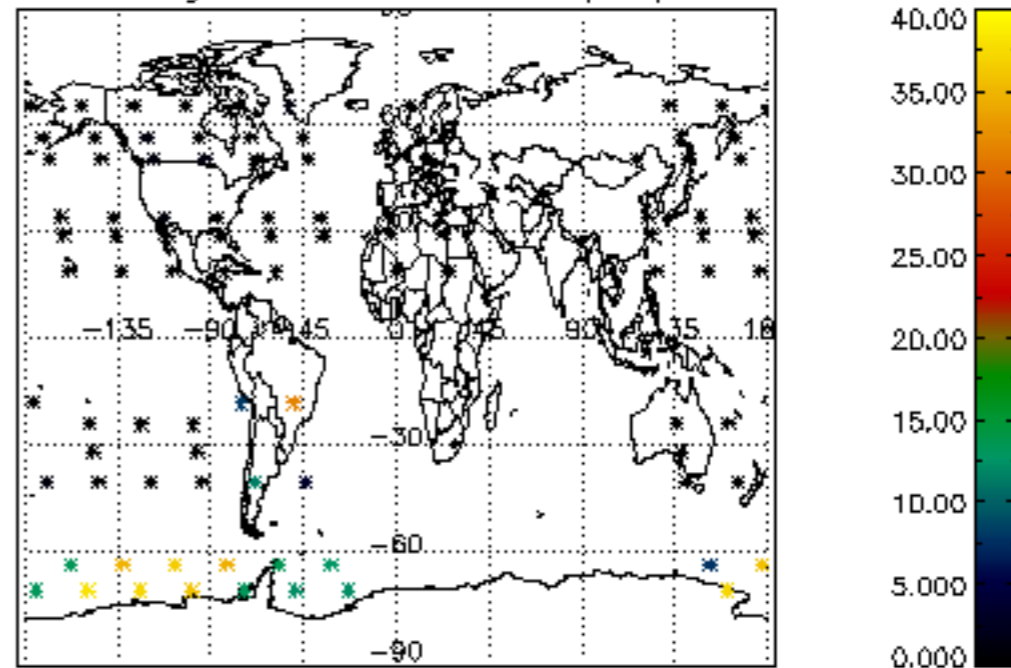
Percentage of datation errors per profile



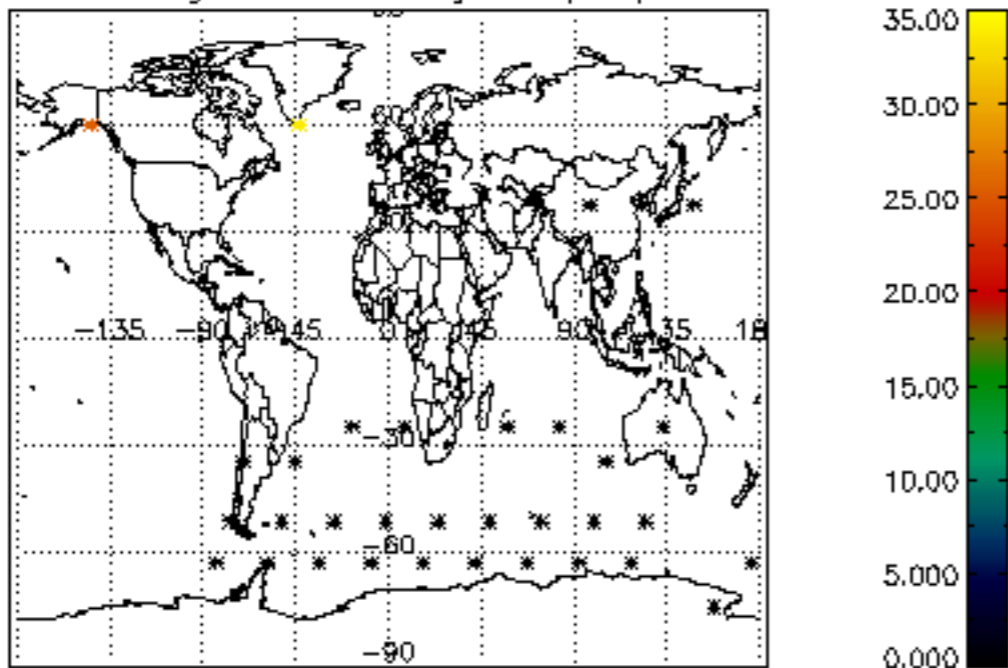
Percentage of star falling outside central band per profile



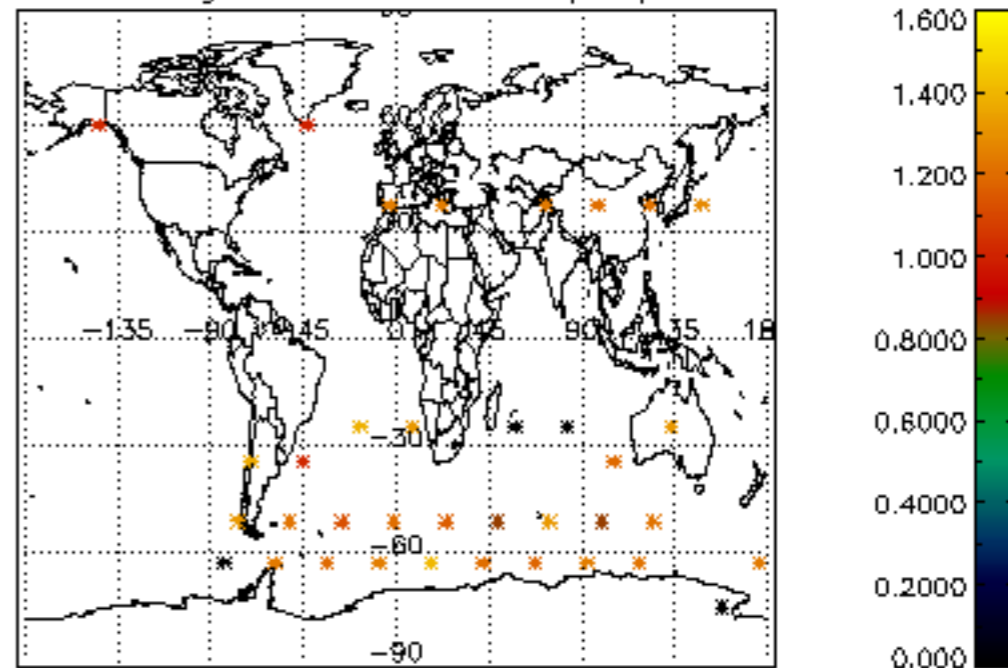
Percentage of saturation errors per profile



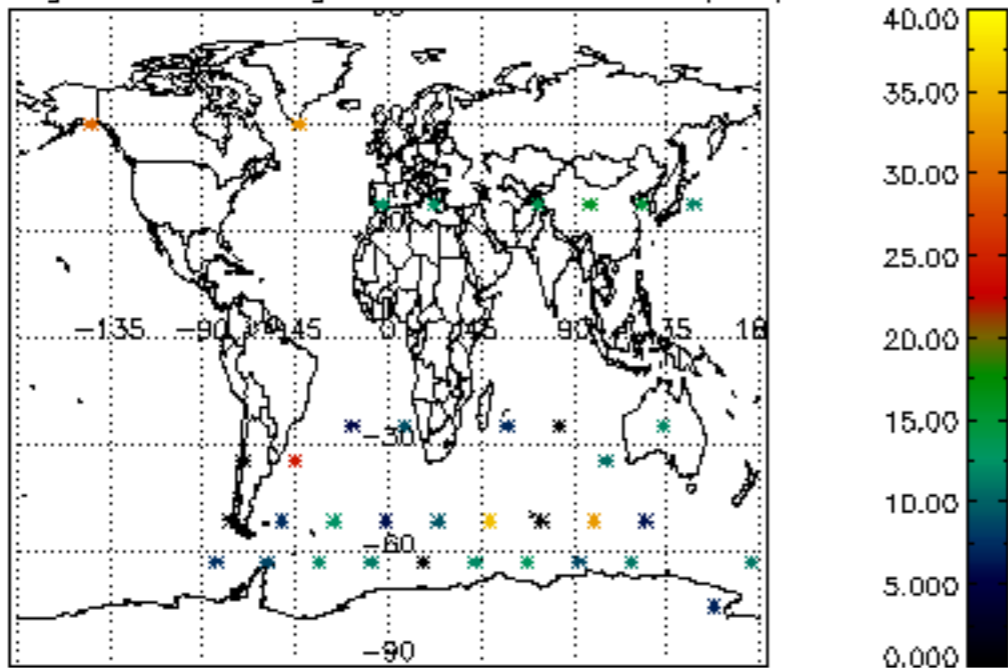
Percentage of cosmic ray hits per profile



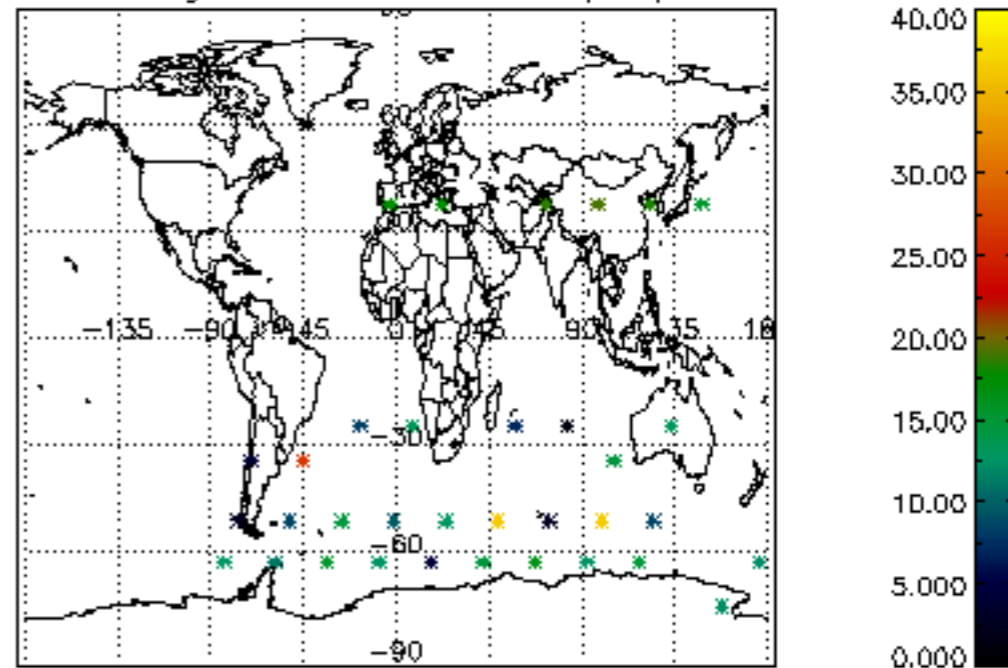
Percentage of datation errors per profile

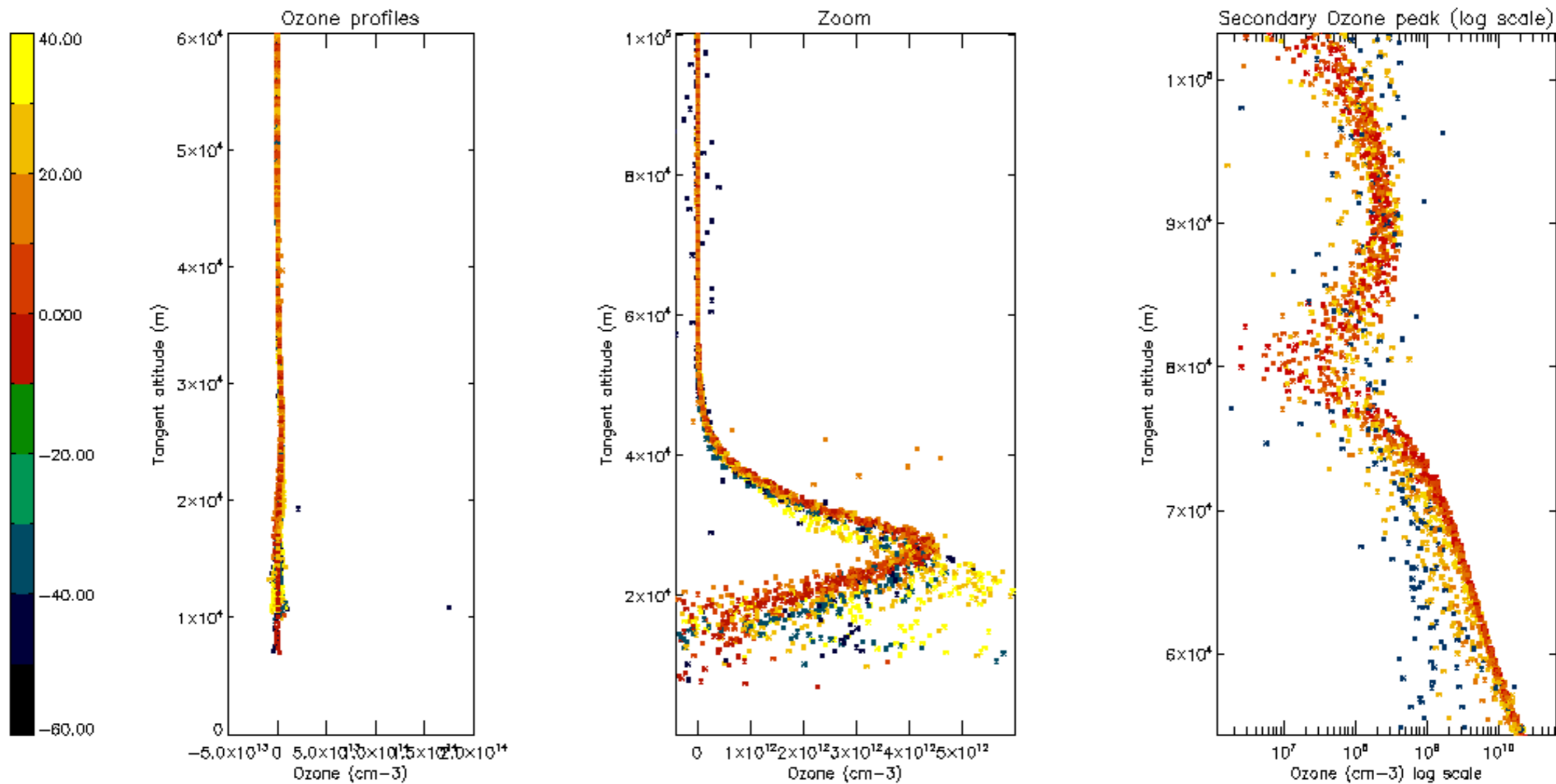


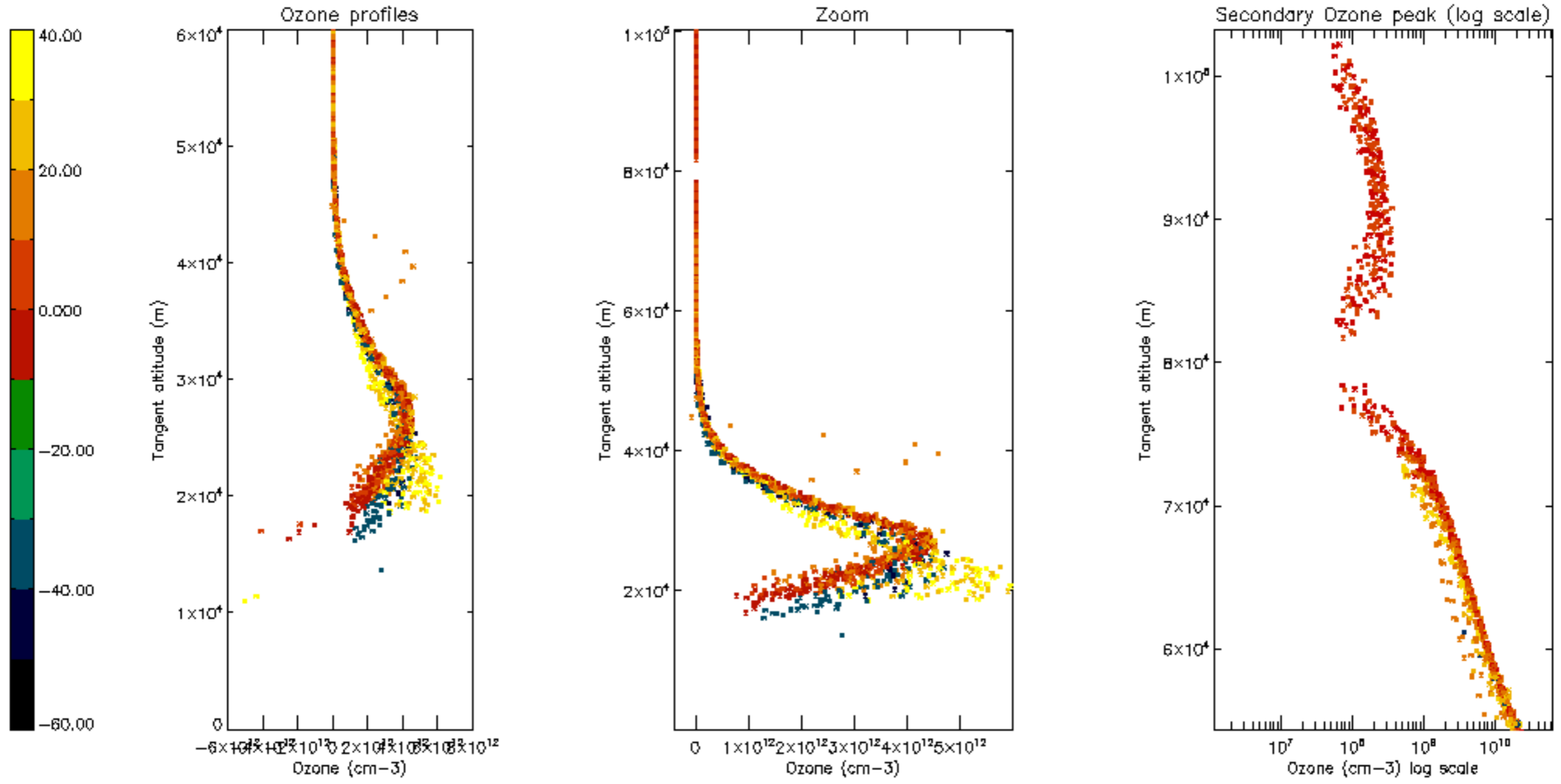
Percentage of star falling outside central band per profile

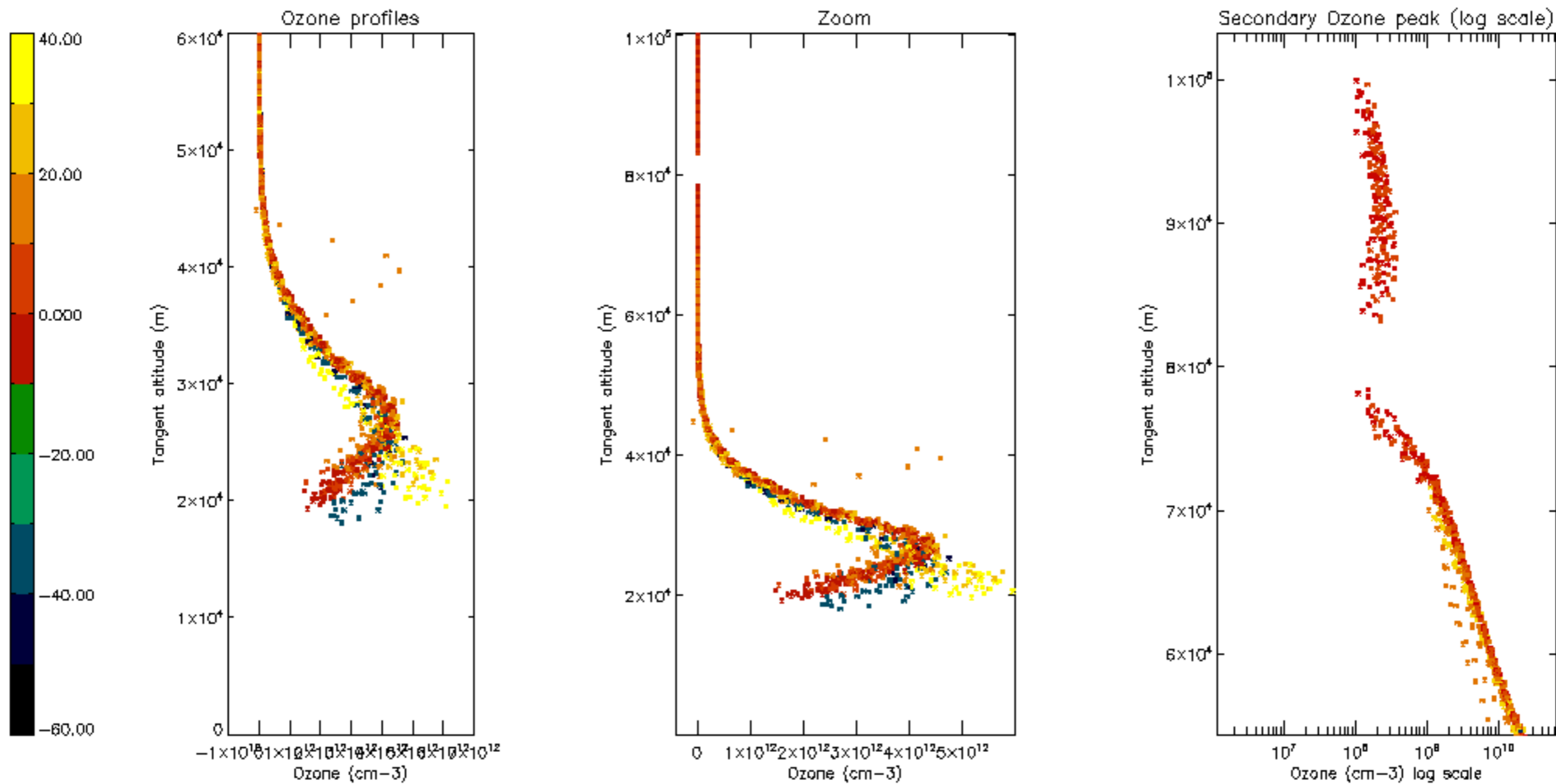


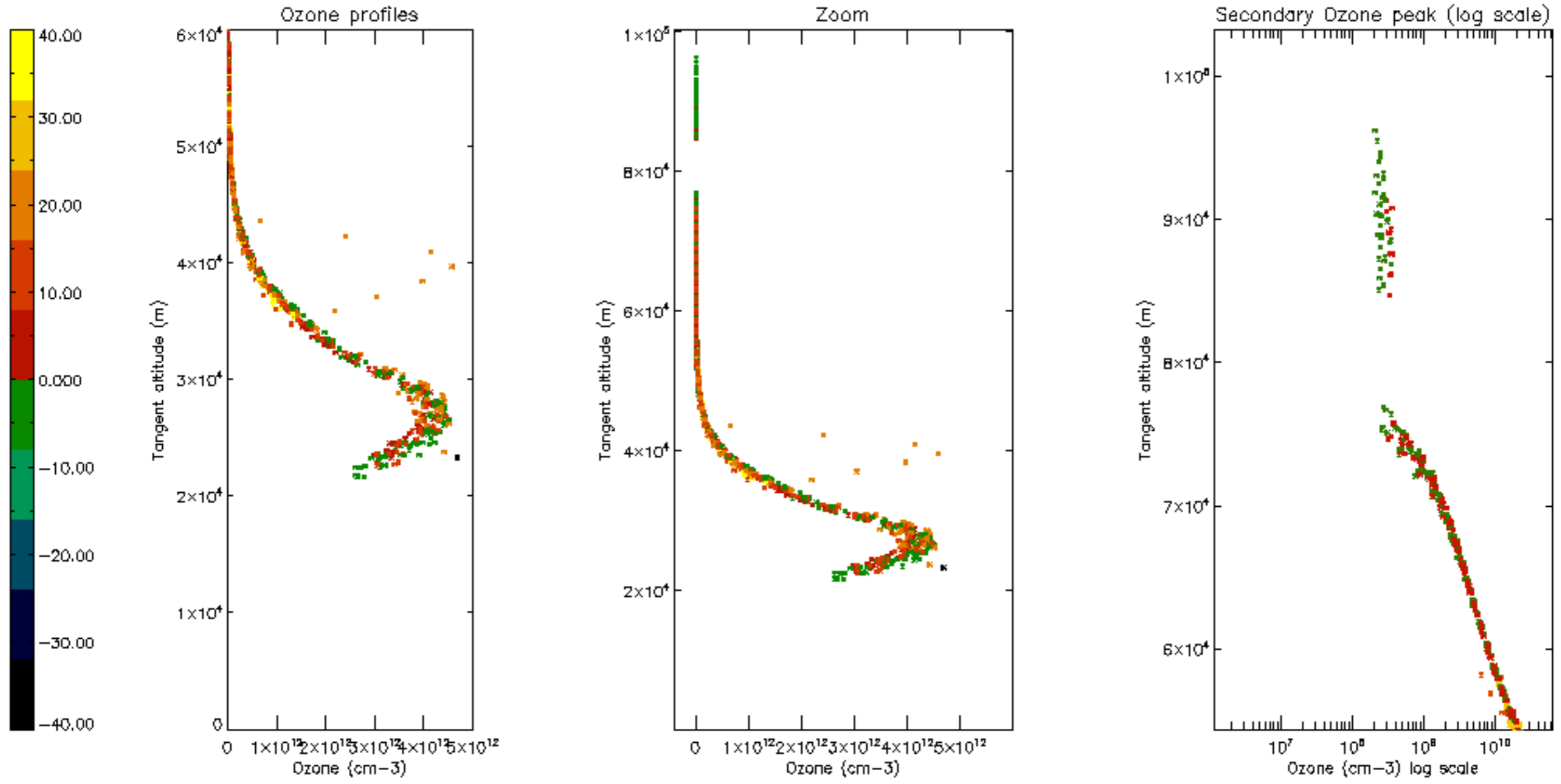
Percentage of saturation errors per profile

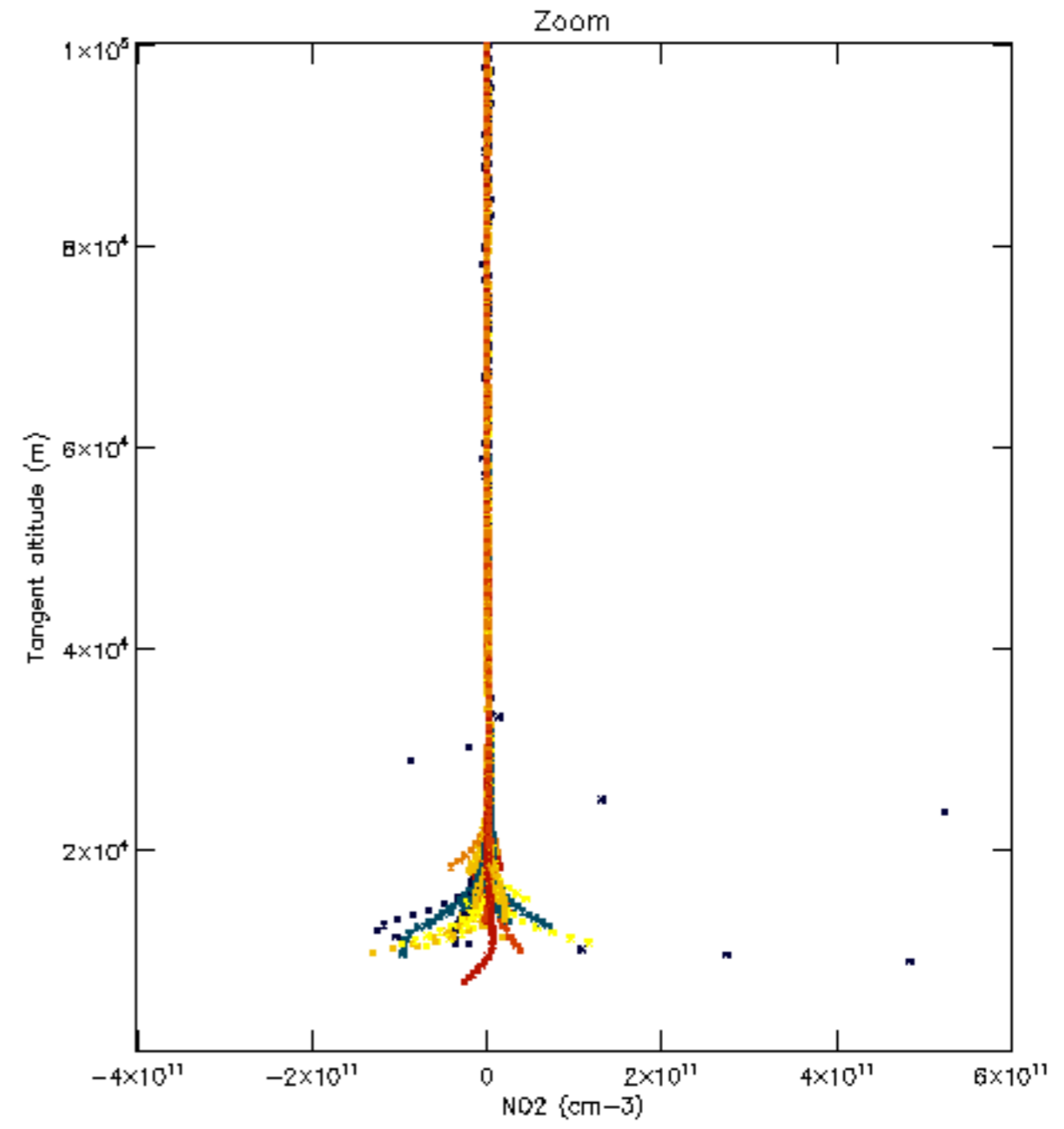
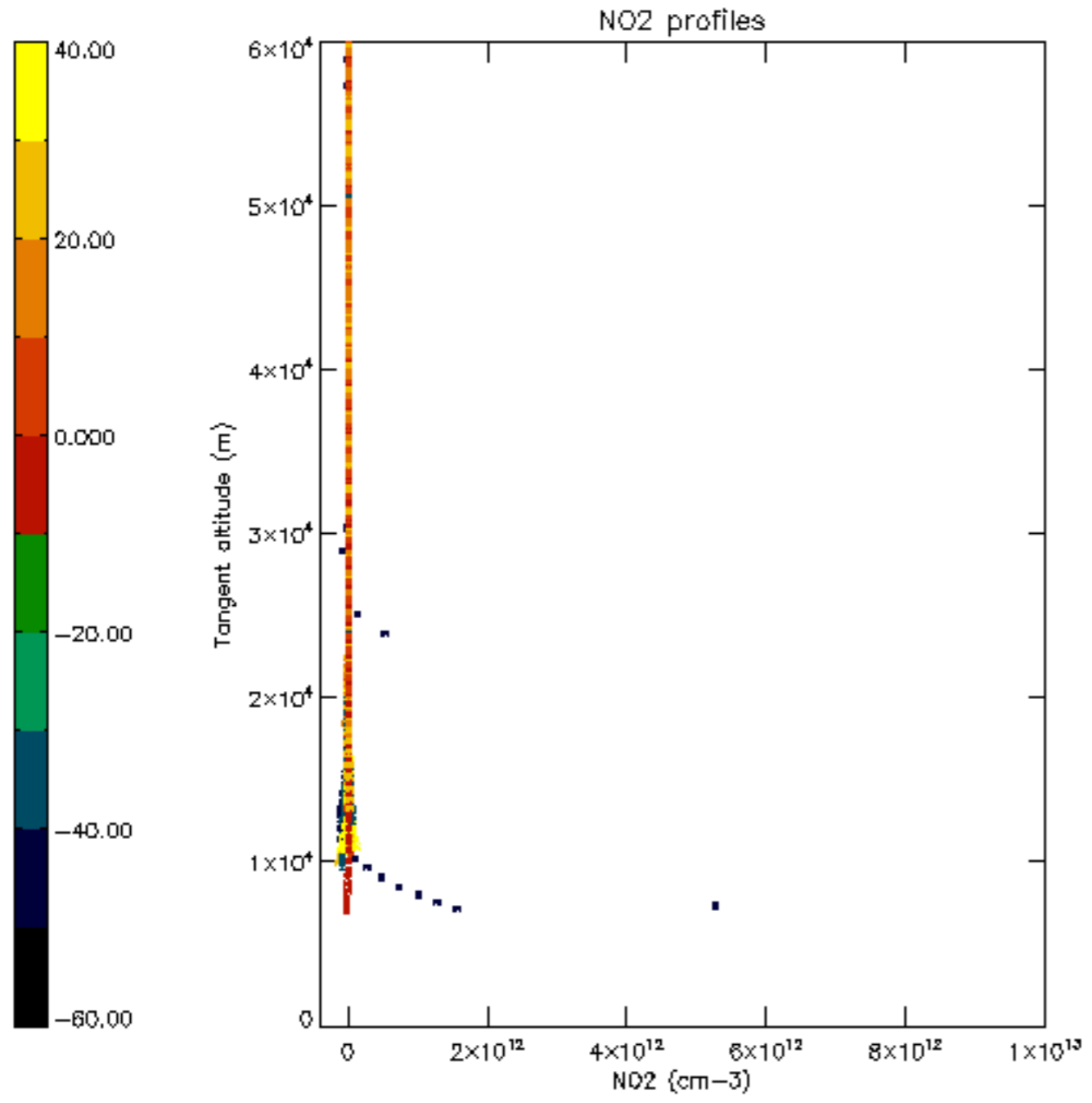


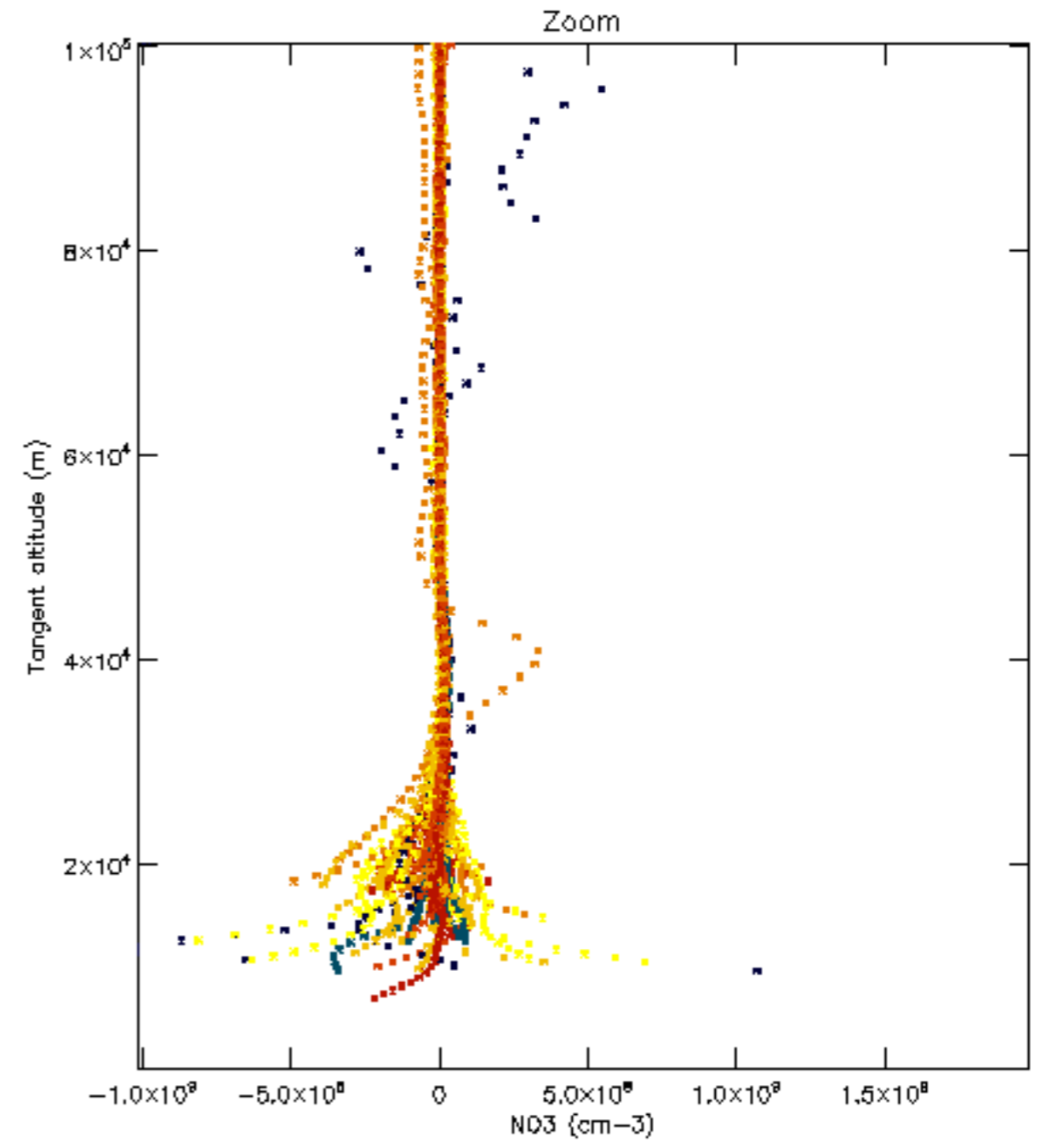
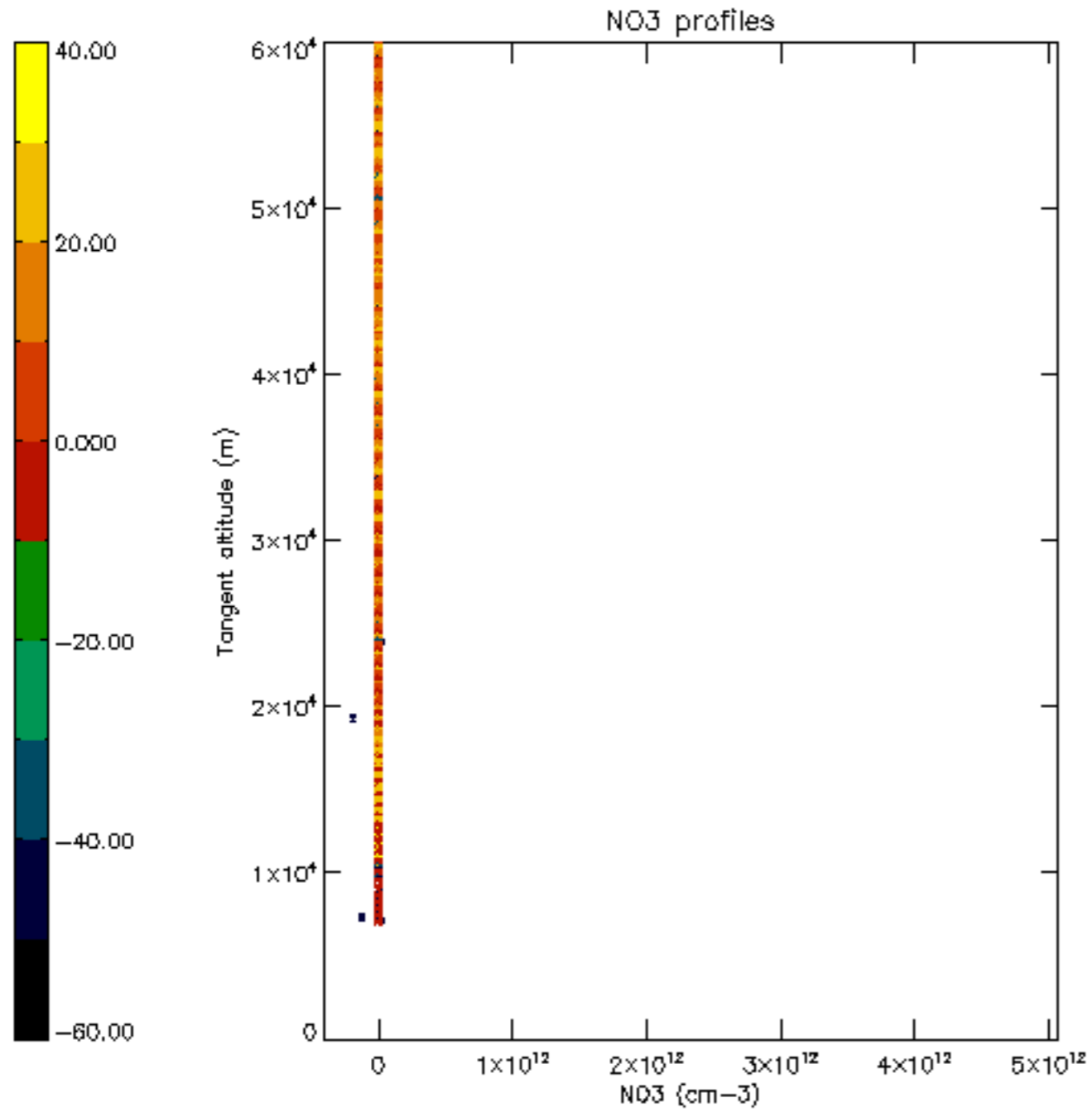


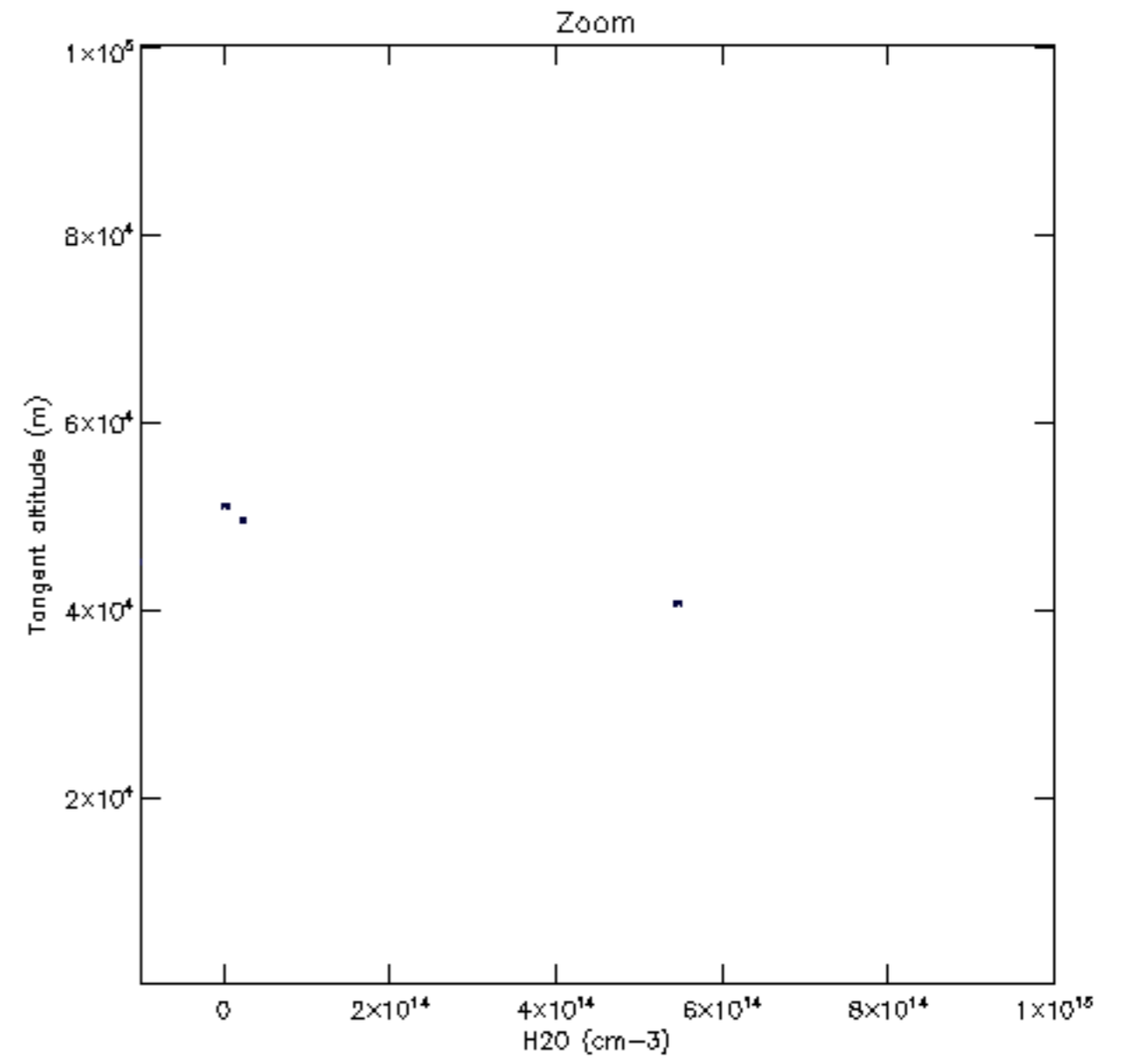
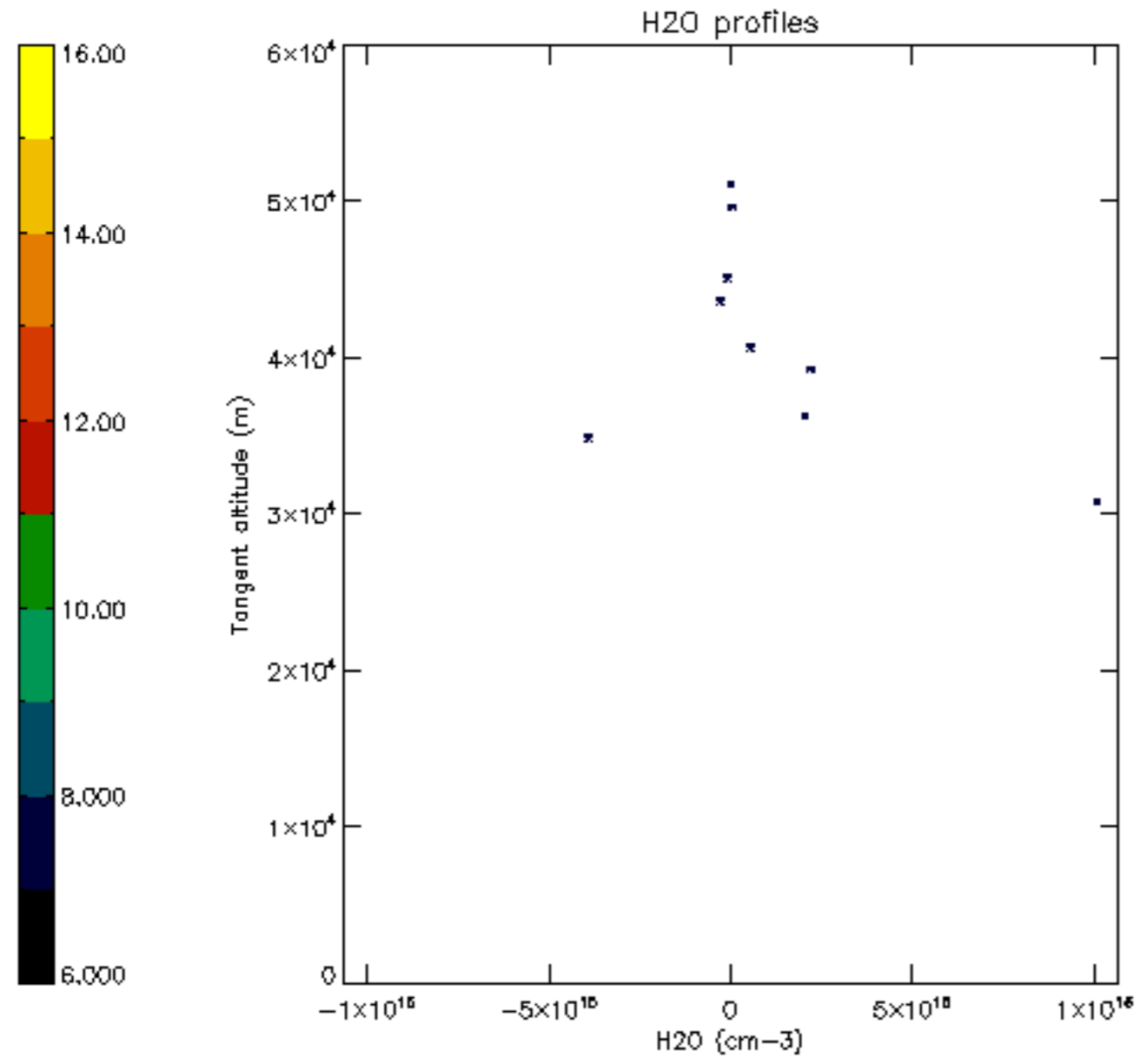


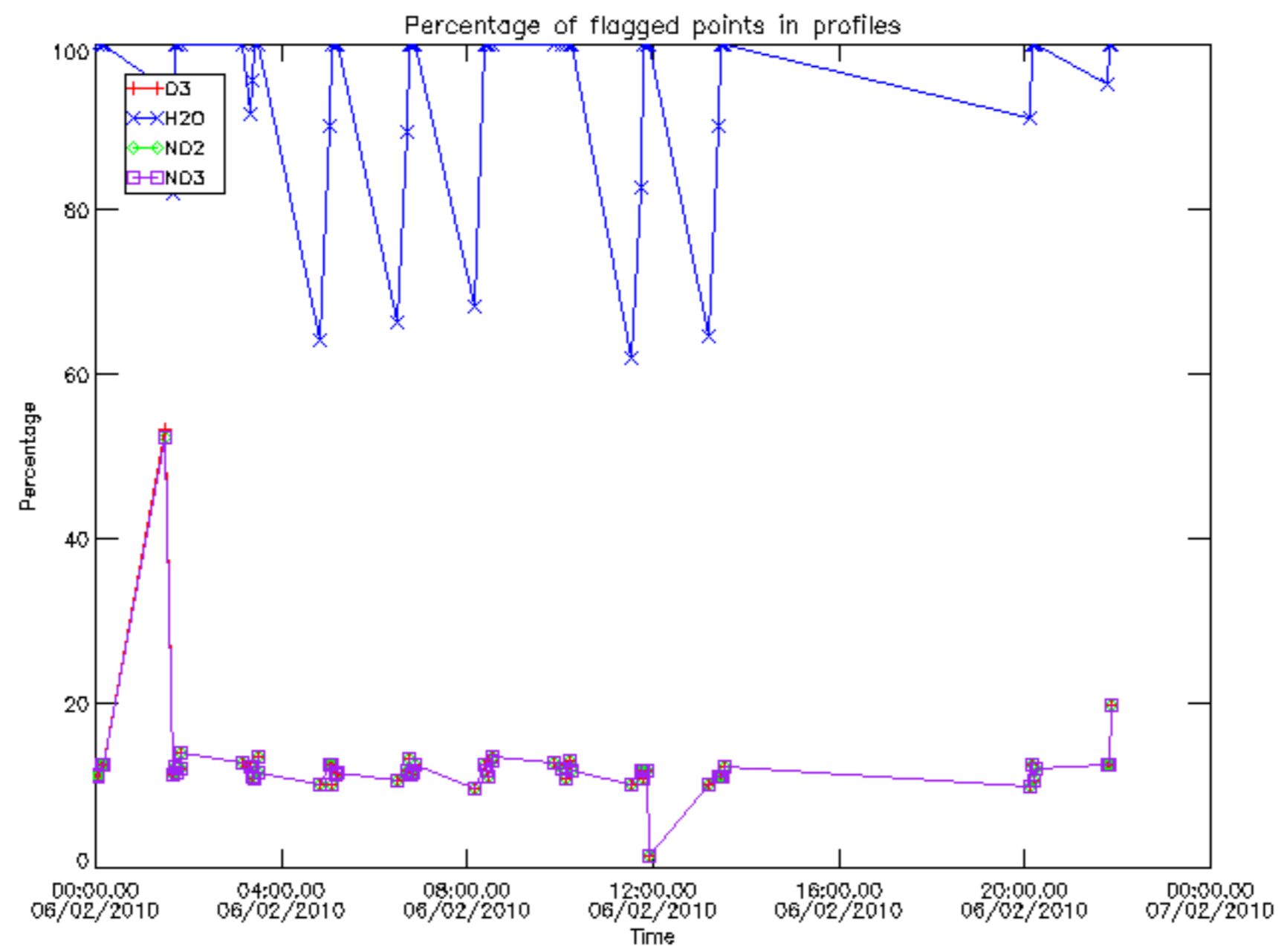




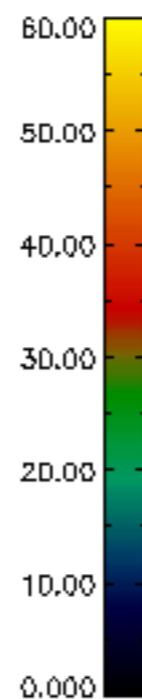
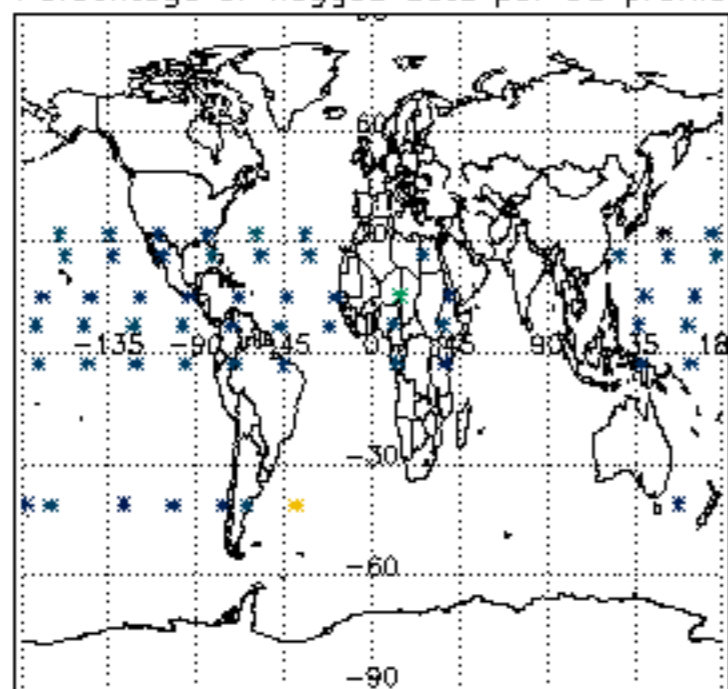




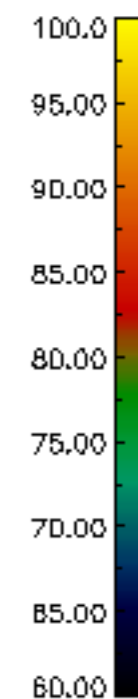
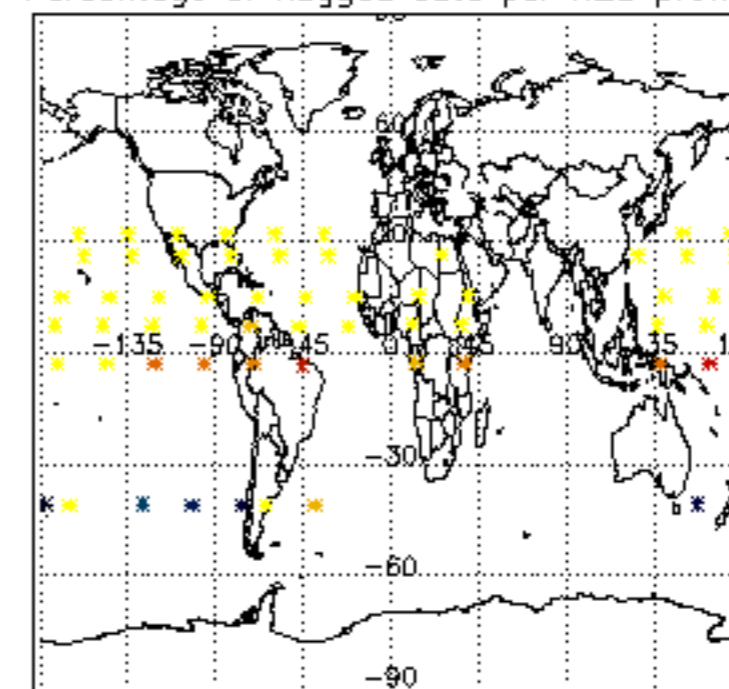




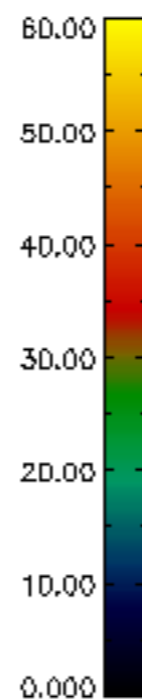
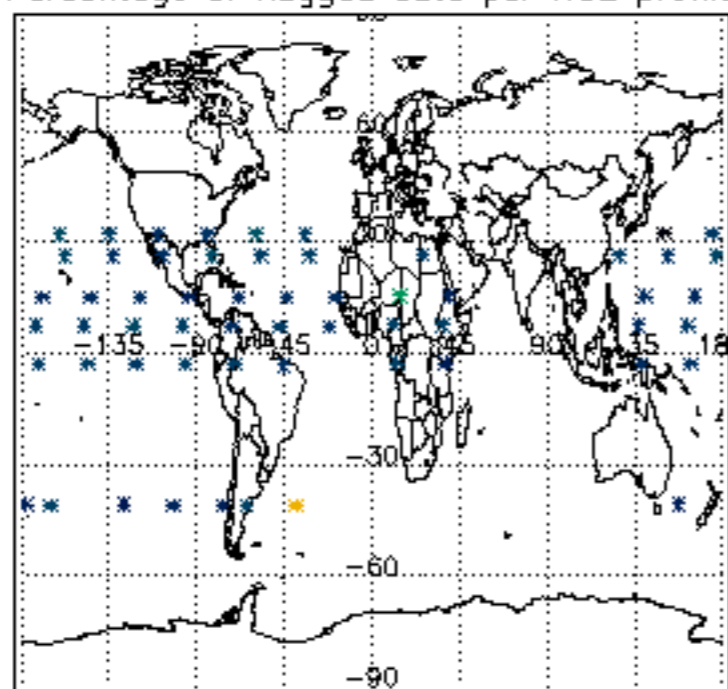
Percentage of flagged data per D3 profile



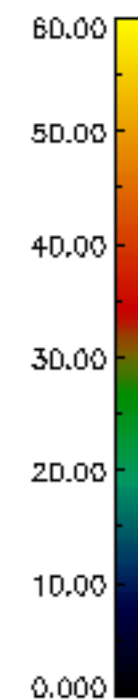
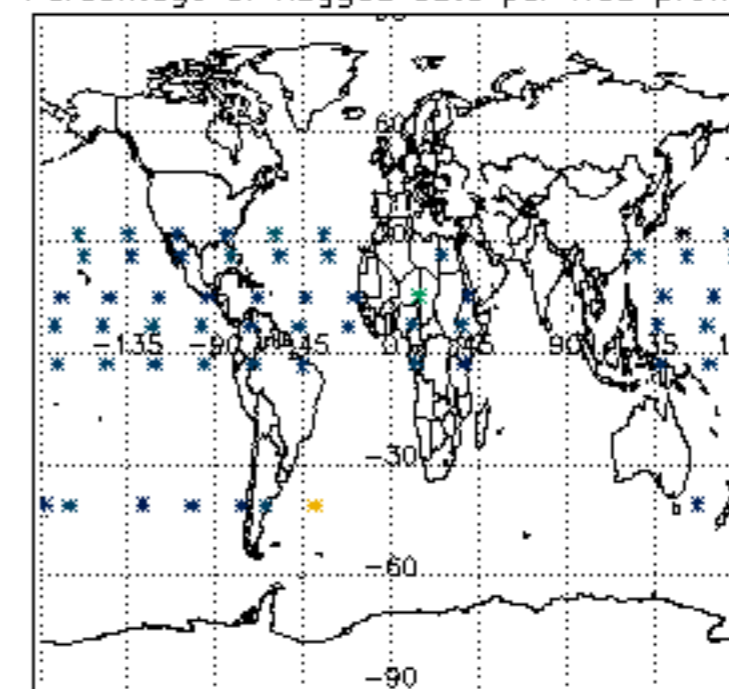
Percentage of flagged data per H2O profile

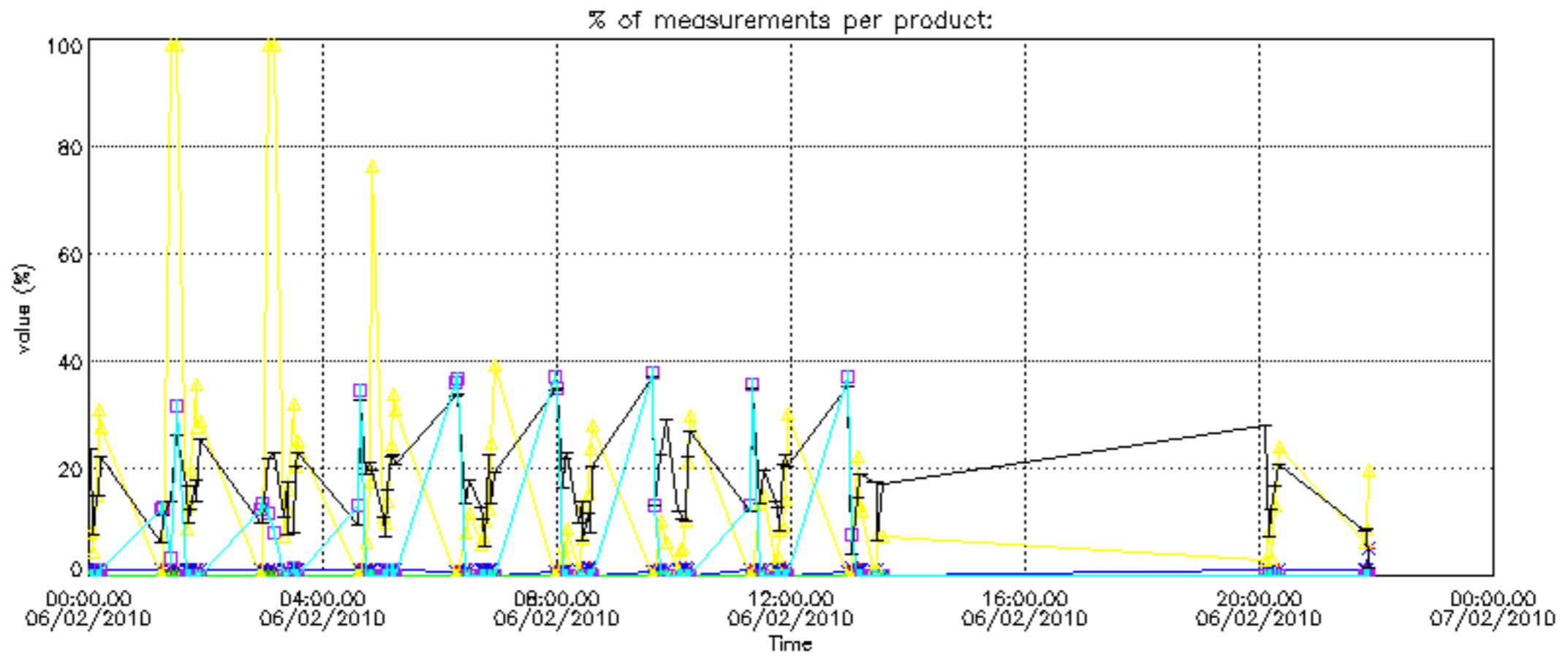


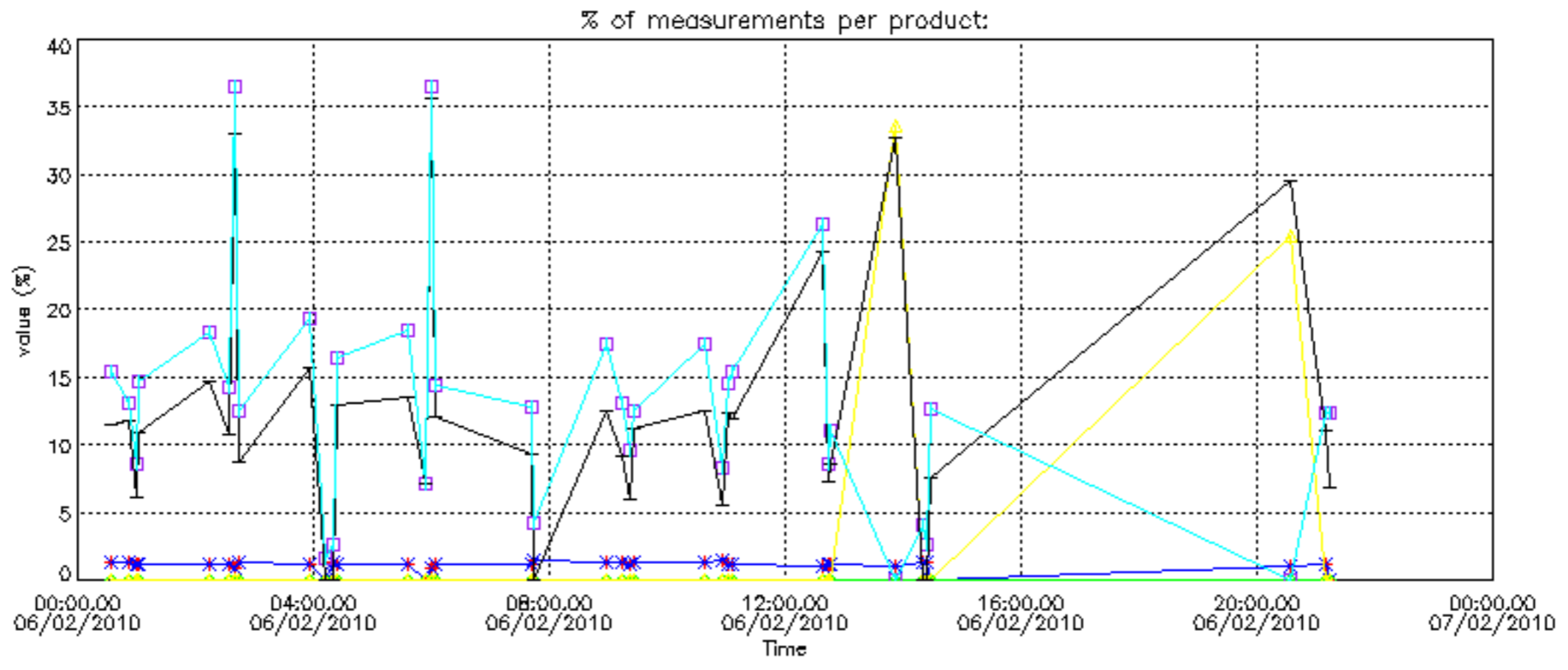
Percentage of flagged data per NO2 profile



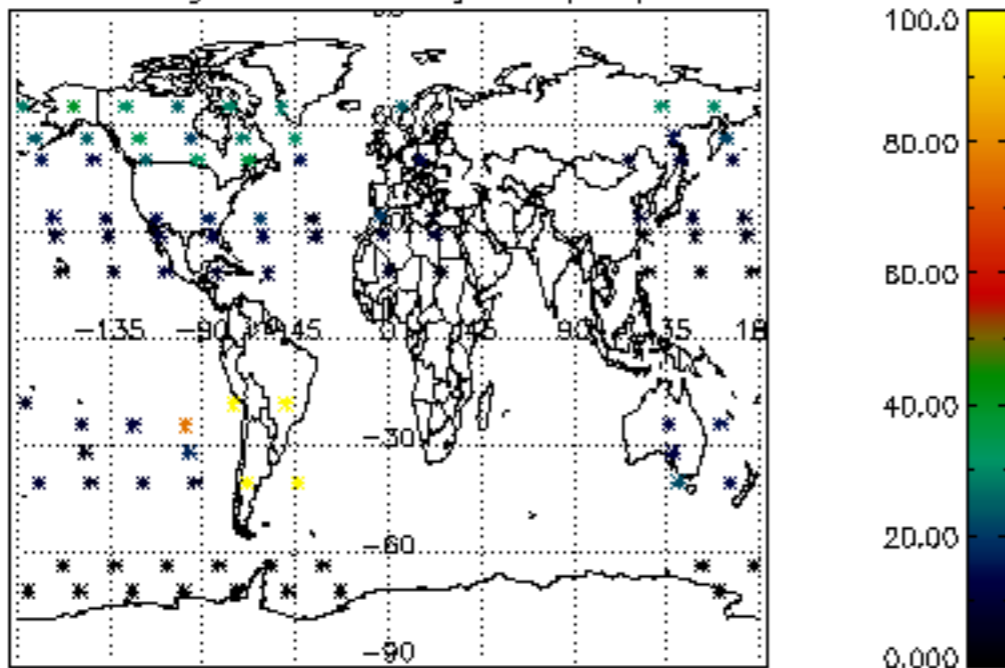
Percentage of flagged data per NO3 profile



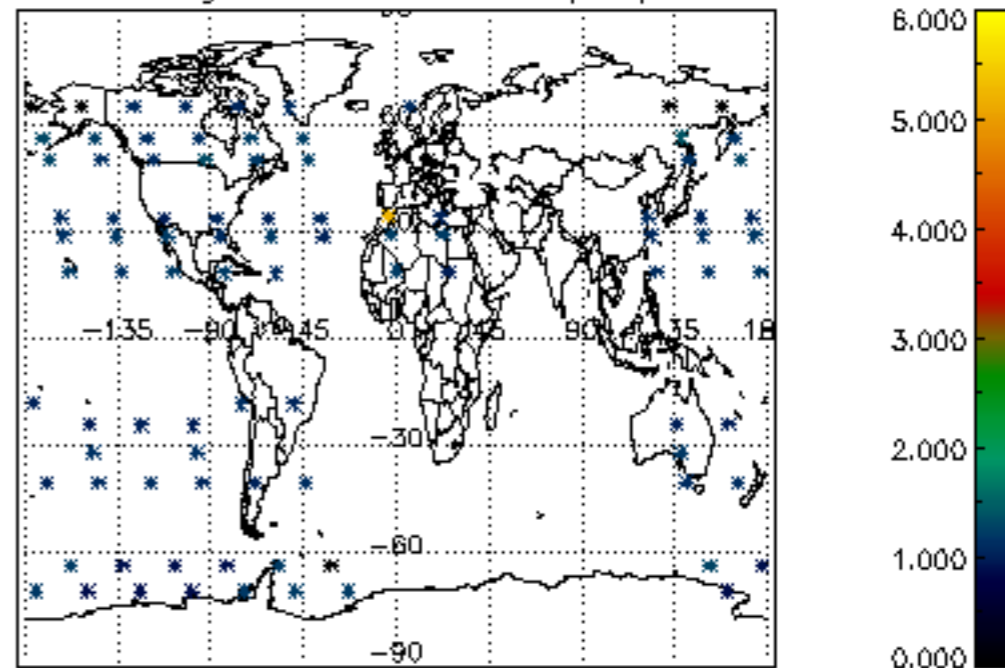




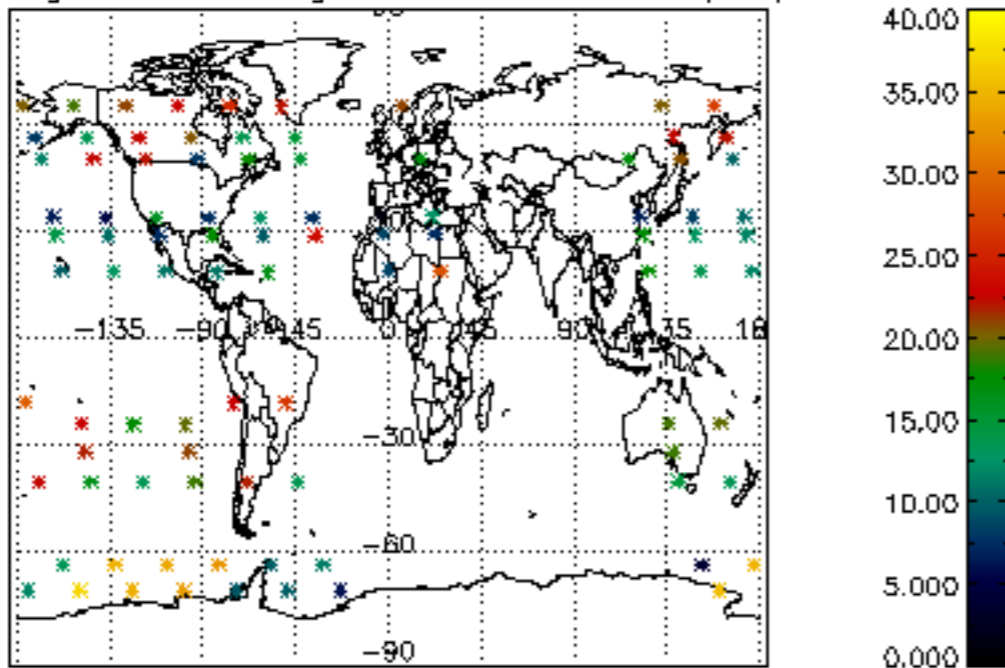
Percentage of cosmic ray hits per profile



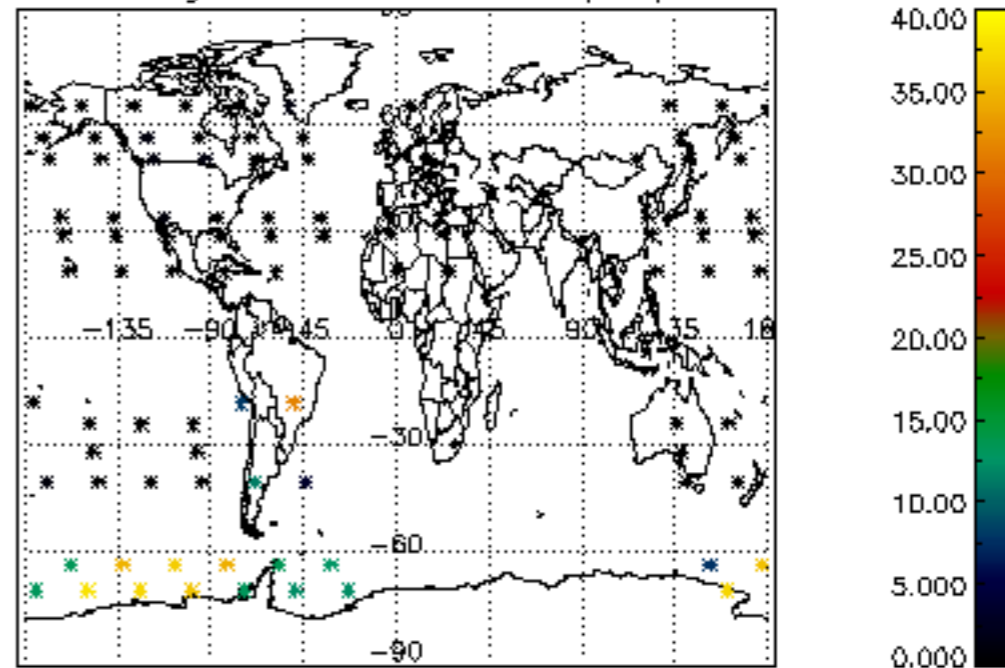
Percentage of datation errors per profile



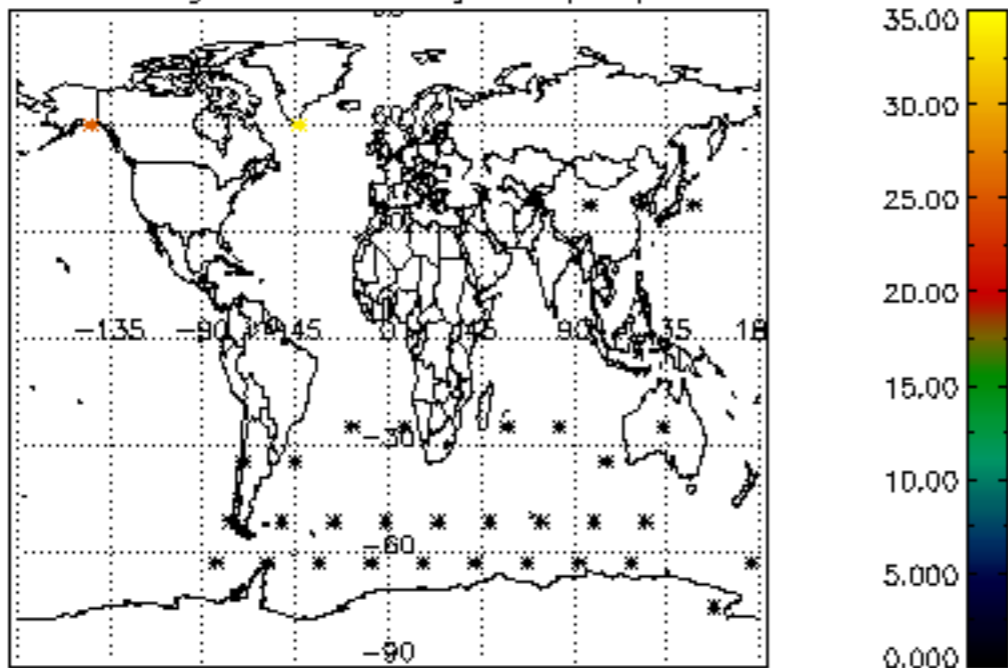
Percentage of star falling outside central band per profile



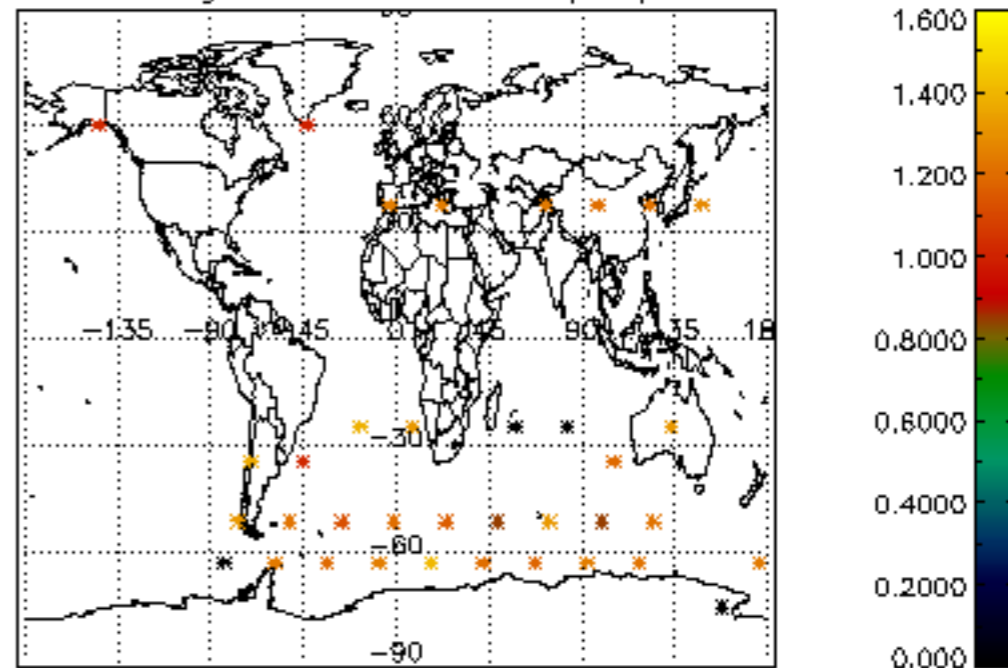
Percentage of saturation errors per profile



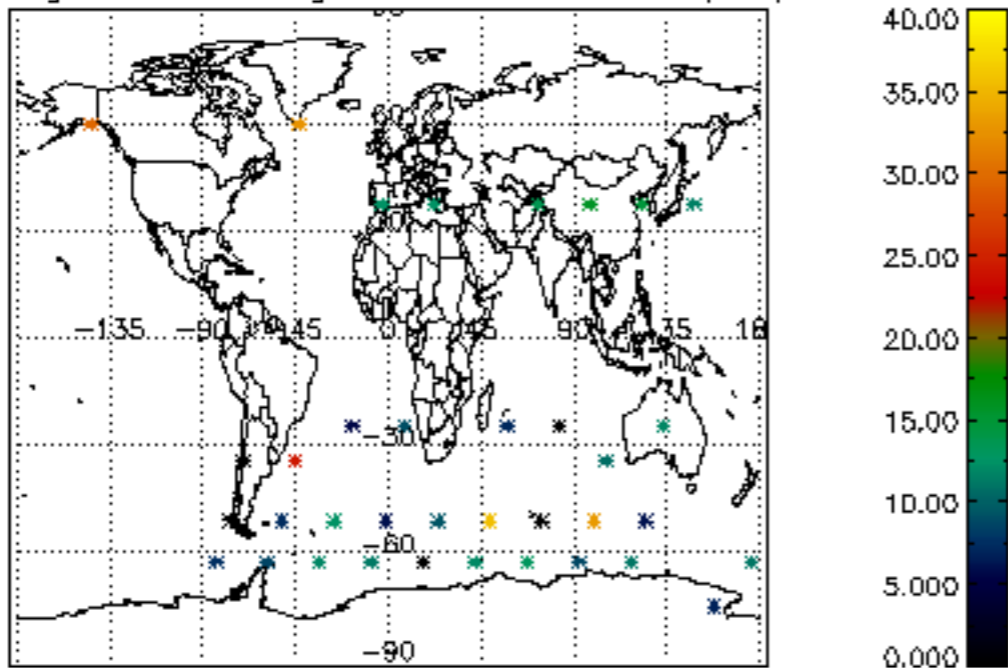
Percentage of cosmic ray hits per profile



Percentage of datation errors per profile



Percentage of star falling outside central band per profile



Percentage of saturation errors per profile

