

# GOMOS Level 2 Daily Report

## SUMMARY

### [1. General Info](#)

### [2. Summary of processed GOM\\_NL\\_2P products](#)

### [3. Level 2 Quality information per product](#)

#### [3.1 Plot of level 2 quality information per product \(time dependant\)](#)

#### [3.2 Plot of level 2 quality information per product \(world map\)](#)

### [4. Level 1 Quality information per product \(stored on level 2 products\)](#)

#### [4.1 Plot of level 1 quality information per product \(time dependant\)](#)

##### [4.1.1 Plot of level 1 quality information per product \(time dependant\): ASCENDING](#)

##### [4.1.2 Plot of level 1 quality information per product \(time dependant\): DESCENDING](#)

#### [4.2 Plot of level 1 quality information per product \(world map\)](#)

##### [4.2.1 Plot of level 1 quality information per product \(world map\): ASCENDING](#)

##### [4.2.2 Plot of level 1 quality information per product \(world map\): DESCENDING](#)

### [5. Ozone profiles based on quality statistics and other trace gas profiles](#)

#### [5.1 Ozone statistics based on quality of products](#)

#### [5.2 Plot ozone profiles for all STD \(dark without errors\)](#)

#### [5.3 Plot ozone profiles where STD < 20% \(dark without errors\)](#)

#### [5.4. Plot ozone profiles where STD < 10% \(dark without errors\)](#)

#### [5.5. Plot ozone profiles where STD < 5% \(dark without errors\)](#)

#### [5.6 Plot NO2 profiles for all STD \(dark without errors\)](#)

#### [5.7 Plot NO3 profiles for all STD \(dark without errors\)](#)

#### [5.8 Plot H2O profiles \(only for occultations of stars 1,2,3,4,13,14,16,26,63 dark without errors\) for all STD](#)

### [6. Auxiliary Data Files used for the production reported in section 2](#)

This report presents the daily analysis on parameters extracted from GOMOS level 2 data (GOM\_NL\_\_2P). It is intended to monitor some important parameters that will impact the quality of these products. A list of level 2 products (and content) that have arrived during the reporting day to the PCF is also given.

Item	Value
Time of report generation	26APR2013 17:11:12
Data source version	GOMOS/6.01
Start time of products	05-02-2010 (05FEB2010 00:00:00)
Stop time of products	06-02-2010 (06FEB2010 00:00:00)
Store outputs in DB	Yes
Nb of level 2 prods	238
Nb of prods with errors	0

## 2. Summary of processed GOM\_NL\_\_2P products.

Nr	Filename	UTC Start time	Limb	Duration	Star Id	Star Name	Star Mag	Star Temp	Nb Meas	Orbit	Prod. error
1	GOM_NL__2PRFIN20100205_000536_000000412086_00345_41481_3613.N1	05-FEB-2010 00:05:36	Bright	40.500	59	55Alp Oph	2.0800	8900.0	81	41481	No
2	GOM_NL__2PRFIN20100205_000746_000000482086_00345_41481_3614.N1	05-FEB-2010 00:07:46	Bright	48.000	126	60Bet Oph	2.7700	4250.0	96	41481	No
3	GOM_NL__2PRFIN20100205_001426_000000442086_00345_41481_3615.N1	05-FEB-2010 00:14:26	Twilight	44.000	86	35Eta Oph	2.4300	10200.	88	41481	No
4	GOM_NL__2PRFIN20100205_001856_000000502086_00345_41481_3616.N1	05-FEB-2010 00:18:56	Dark	49.500	16	21Alp Sco	1.0200	3000.0	99	41481	No
5	GOM_NL__2PRFIN20100205_002045_000000422086_00345_41481_3617.N1	05-FEB-2010 00:20:45	Dark	41.500	40	The Sco	1.8590	7100.0	83	41481	No
6	GOM_NL__2PRFIN20100205_002449_000000442086_00345_41481_3618.N1	05-FEB-2010 00:24:49	Dark	44.000	131	Gam Lup	2.8000	26000.	88	41481	No
7	GOM_NL__2PRFIN20100205_003058_000000532086_00346_41482_3612.N1	05-FEB-2010 00:30:58	Dark	52.500	10	Bet Cen	0.61000	28000.	105	41482	No
8	GOM_NL__2PRFIN20100205_003633_000000442086_00346_41482_3613.N1	05-FEB-2010 00:36:33	Dark	44.000	99	Del Cen	2.5750	26000.	88	41482	No
9	GOM_NL__2PRFIN20100205_003958_000000412086_00346_41482_3614.N1	05-FEB-2010 00:39:58	Dark	41.000	71	lot Car	2.2460	7700.0	82	41482	No
10	GOM_NL__2PRFIN20100205_004142_000000422086_00346_41482_3615.N1	05-FEB-2010 00:41:42	Dark	41.500	46	Del Vel	1.9540	10600.	83	41482	No
11	GOM_NL__2PRFIN20100205_004416_000000452086_00346_41482_3616.N1	05-FEB-2010 00:44:16	Straylight	45.000	65	Lam Vel	2.2040	4400.0	90	41482	No
12	GOM_NL__2PRFIN20100205_004615_000000412086_00346_41482_3617.N1	05-FEB-2010 00:46:15	Straylight	41.000	70	Zet Pup	2.2460	39000.	82	41482	No
13	GOM_NL__2PRFIN20100205_005035_000000412086_00346_41482_3618.N1	05-FEB-2010 00:50:35	Straylight	41.000	132	15Rho Pup	2.8030	6900.0	82	41482	No
14	GOM_NL__2PRFIN20100205_005912_000000512086_00346_41482_3619.N1	05-FEB-2010 00:59:12	Twilight	51.000	8	10Alp CMi	0.40000	6500.0	102	41482	No
15	GOM_NL__2PRFIN20100205_010544_000000412086_00346_41482_3620.N1	05-FEB-2010 01:05:44	Bright	41.000	17	78Bet Gem	1.1610	4500.0	82	41482	No
16	GOM_NL__2PRFIN20100205_012556_000000422086_00346_41482_3621.N1	05-FEB-2010 01:25:56	Bright	41.500	60	7Bet UMi	2.0810	3950.0	83	41482	No
17	GOM_NL__2PRFIN20100205_013043_000000442086_00346_41482_3622.N1	05-FEB-2010 01:30:43	Bright	43.500	119	14Eta Dra	2.7270	4700.0	87	41482	No
18	GOM_NL__2PRFIN20100205_013403_000000372086_00346_41482_3623.N1	05-FEB-2010 01:34:03	Bright	37.000	130	23Bet Dra	2.7990	5800.0	74	41482	No
19	GOM_NL__2PRFIN20100205_014612_000000392086_00346_41482_3624.N1	05-FEB-2010 01:46:12	Bright	39.000	59	55Alp Oph	2.0800	8900.0	78	41482	No
20	GOM_NL__2PRFIN20100205_014822_000000402086_00346_41482_3625.N1	05-FEB-2010 01:48:22	Bright	40.000	126	60Bet Oph	2.7700	4250.0	80	41482	No
21	GOM_NL__2PRFIN20100205_015503_000000432086_00346_41482_3626.N1	05-FEB-2010 01:55:03	Twilight	43.000	86	35Eta Oph	2.4300	10200.	86	41482	No
22	GOM_NL__2PRFIN20100205_015933_000000472086_00346_41482_3627.N1	05-FEB-2010 01:59:33	Dark	47.000	16	21Alp Sco	1.0200	3000.0	94	41482	No
23	GOM_NL__2PRFIN20100205_020121_000000442086_00346_41482_3628.N1	05-FEB-2010 02:01:21	Dark	44.000	40	The Sco	1.8590	7100.0	88	41482	No
24	GOM_NL__2PRFIN20100205_020525_000000472086_00346_41482_3629.N1	05-FEB-2010 02:05:25	Dark	47.000	131	Gam Lup	2.8000	26000.	94	41482	No
25	GOM_NL__2PRFIN20100205_021135_000000472086_00347_41483_3620.N1	05-FEB-2010 02:11:35	Dark	47.000	10	Bet Cen	0.61000	28000.	94	41483	No
26	GOM_NL__2PRFIN20100205_021709_000000432086_00347_41483_3621.N1	05-FEB-2010 02:17:09	Dark	43.000	99	Del Cen	2.5750	26000.	86	41483	No
27	GOM_NL__2PRFIN20100205_022218_000000472086_00347_41483_3622.N1	05-FEB-2010 02:22:18	Dark	47.000	46	Del Vel	1.9540	10600.	94	41483	No
28	GOM_NL__2PRFIN20100205_022452_000000462086_00347_41483_3623.N1	05-FEB-2010 02:24:52	Straylight	45.500	65	Lam Vel	2.2040	4400.0	91	41483	No
29	GOM_NL__2PRFIN20100205_022651_000000422086_00347_41483_3624.N1	05-FEB-2010 02:26:51	Straylight	42.000	70	Zet Pup	2.2460	39000.	84	41483	No
30	GOM_NL__2PRFIN20100205_023948_000000472086_00347_41483_3625.N1	05-FEB-2010 02:39:48	Twilight	46.500	8	10Alp CMi	0.40000	6500.0	93	41483	No
31	GOM_NL__2PRFIN20100205_024620_000000412086_00347_41483_3626.N1	05-FEB-2010 02:46:20	Bright	41.000	17	78Bet Gem	1.1610	4500.0	82	41483	No
32	GOM_NL__2PRFIN20100205_030632_000000412086_00347_41483_3627.N1	05-FEB-2010 03:06:32	Bright	40.500	60	7Bet UMi	2.0810	3950.0	81	41483	No
33	GOM_NL__2PRFIN20100205_031119_000000442086_00347_41483_3628.N1	05-FEB-2010 03:11:19	Bright	43.500	119	14Eta Dra	2.7270	4700.0	87	41483	No
34	GOM_NL__2PRFIN20100205_031439_000000372086_00347_41483_3629.N1	05-FEB-2010 03:14:39	Bright	37.000	130	23Bet Dra	2.7990	5800.0	74	41483	No
35	GOM_NL__2PRFIN20100205_031826_000000372086_00347_41483_3630.N1	05-FEB-2010 03:18:26	Bright	37.000	5	3Alp Lyr	0.033000	11000.	74	41483	No
36	GOM_NL__2PRFIN20100205_033539_000000432086_00347_41483_3631.N1	05-FEB-2010 03:35:39	Twilight	42.500	86	35Eta Oph	2.4300	10200.	85	41483	No
37	GOM_NL__2PRFIN20100205_034009_000000542086_00347_41483_3632.N1	05-FEB-2010 03:40:09	Dark	53.500	16	21Alp Sco	1.0200	3000.0	107	41483	No
38	GOM_NL__2PRFIN20100205_034158_000000422086_00347_41483_3633.N1	05-FEB-2010 03:41:58	Dark	42.000	40	The Sco	1.8590	7100.0	84	41483	No
39	GOM_NL__2PRFIN20100205_035211_000000412086_00348_41484_3628.N1	05-FEB-2010 03:52:11	Dark	41.000	10	Bet Cen	0.61000	28000.	82	41484	No
40	GOM_NL__2PRFIN20100205_035746_000000452086_00348_41484_3629.N1	05-FEB-2010 03:57:46	Dark	45.000	99	Del Cen	2.5750	26000.	90	41484	No
41	GOM_NL__2PRFIN20100205_040254_000000442086_00348_41484_3630.N1	05-FEB-2010 04:02:54	Dark	43.500	46	Del Vel	1.9540	10600.	87	41484	No
42	GOM_NL__2PRFIN20100205_040728_000000412086_00348_41484_3631.N1	05-FEB-2010 04:07:28	Straylight	41.000	70	Zet Pup	2.2460	39000.	82	41484	No

43	GOM_NL__2PRFIN20100205_042024_000000482086_00348_41484_3632.N1	05-FEB-2010 04:20:24	Twl_and_stray	48.000	8	10Alp CMi	0.40000	6500.0	96	41484	No
44	GOM_NL__2PRFIN20100205_042656_000000412086_00348_41484_3633.N1	05-FEB-2010 04:26:56	Bright	41.000	17	78Bet Gem	1.1610	4500.0	82	41484	No
45	GOM_NL__2PRFIN20100205_044418_000000372086_00348_41484_3634.N1	05-FEB-2010 04:44:18	Bright	36.500	49	1Alp UMi	1.9900	6300.0	73	41484	No
46	GOM_NL__2PRFIN20100205_044708_000000402086_00348_41484_3635.N1	05-FEB-2010 04:47:08	Bright	40.000	60	7Bet UMi	2.0810	3950.0	80	41484	No
47	GOM_NL__2PRFIN20100205_045154_000000442086_00348_41484_3636.N1	05-FEB-2010 04:51:54	Bright	43.500	119	14Eta Dra	2.7270	4700.0	87	41484	No
48	GOM_NL__2PRFIN20100205_045515_000000392086_00348_41484_3637.N1	05-FEB-2010 04:55:15	Bright	39.000	130	23Bet Dra	2.7990	5800.0	78	41484	No
49	GOM_NL__2PRFIN20100205_045902_000000362086_00348_41484_3638.N1	05-FEB-2010 04:59:02	Bright	36.000	5	3Alp Lyr	0.033000	11000.	72	41484	No
50	GOM_NL__2PRFIN20100205_050725_000000392086_00348_41484_3639.N1	05-FEB-2010 05:07:25	Bright	39.000	59	55Alp Oph	2.0800	8900.0	78	41484	No
51	GOM_NL__2PRFIN20100205_050935_000000402086_00348_41484_3640.N1	05-FEB-2010 05:09:35	Bright	40.000	126	60Bet Oph	2.7700	4250.0	80	41484	No
52	GOM_NL__2PRFIN20100205_051616_000000462086_00348_41484_3641.N1	05-FEB-2010 05:16:16	Twl_and_stray	45.500	86	35Eta Oph	2.4300	10200.	91	41484	No
53	GOM_NL__2PRFIN20100205_052047_000000512086_00348_41484_3642.N1	05-FEB-2010 05:20:47	Dark	50.500	16	21Alp Sco	1.0200	3000.0	101	41484	No
54	GOM_NL__2PRFIN20100205_052234_000000402086_00348_41484_3643.N1	05-FEB-2010 05:22:34	Dark	39.500	40	The Sco	1.8590	7100.0	79	41484	No
55	GOM_NL__2PRFIN20100205_053248_000000422086_00349_41485_3636.N1	05-FEB-2010 05:32:48	Dark	42.000	10	Bet Cen	0.61000	28000.	84	41485	No
56	GOM_NL__2PRFIN20100205_053608_000000502086_00349_41485_3637.N1	05-FEB-2010 05:36:08	Dark	50.000	12	Alp1Cru	0.77500	30000.	100	41485	No
57	GOM_NL__2PRFIN20100205_053823_000000462086_00349_41485_3638.N1	05-FEB-2010 05:38:23	Dark	45.500	99	Del Cen	2.5750	26000.	91	41485	No
58	GOM_NL__2PRFIN20100205_054330_000000432086_00349_41485_3639.N1	05-FEB-2010 05:43:30	Dark	42.500	46	Del Vel	1.9540	10600.	85	41485	No
59	GOM_NL__2PRFIN20100205_054605_000000472086_00349_41485_3640.N1	05-FEB-2010 05:46:05	Straylight	46.500	65	Lam Vel	2.2040	4400.0	93	41485	No
60	GOM_NL__2PRFIN20100205_055224_000000402086_00349_41485_3641.N1	05-FEB-2010 05:52:24	Straylight	40.000	132	15Rho Pup	2.8030	6900.0	80	41485	No
61	GOM_NL__2PRFIN20100205_060100_000000492086_00349_41485_3642.N1	05-FEB-2010 06:01:00	Twl_and_stray	49.000	8	10Alp CMi	0.40000	6500.0	98	41485	No
62	GOM_NL__2PRFIN20100205_060732_000000412086_00349_41485_3643.N1	05-FEB-2010 06:07:32	Bright	40.500	17	78Bet Gem	1.1610	4500.0	81	41485	No
63	GOM_NL__2PRFIN20100205_062743_000000362086_00349_41485_3644.N1	05-FEB-2010 06:27:43	Bright	36.000	60	7Bet UMi	2.0810	3950.0	72	41485	No
64	GOM_NL__2PRFIN20100205_063230_000000412086_00349_41485_3645.N1	05-FEB-2010 06:32:30	Bright	41.000	119	14Eta Dra	2.7270	4700.0	82	41485	No
65	GOM_NL__2PRFIN20100205_063551_000000422086_00349_41485_3646.N1	05-FEB-2010 06:35:51	Bright	41.500	130	23Bet Dra	2.7990	5800.0	83	41485	No
66	GOM_NL__2PRFIN20100205_064801_000000402086_00349_41485_3647.N1	05-FEB-2010 06:48:01	Bright	40.000	59	55Alp Oph	2.0800	8900.0	80	41485	No
67	GOM_NL__2PRFIN20100205_065011_000000562086_00349_41485_3648.N1	05-FEB-2010 06:50:11	Bright	56.000	126	60Bet Oph	2.7700	4250.0	112	41485	No
68	GOM_NL__2PRFIN20100205_065652_000000442086_00349_41485_3649.N1	05-FEB-2010 06:56:52	Twl_and_stray	44.000	86	35Eta Oph	2.4300	10200.	88	41485	No
69	GOM_NL__2PRFIN20100205_070123_000000482086_00349_41485_3650.N1	05-FEB-2010 07:01:23	Dark	47.500	16	21Alp Sco	1.0200	3000.0	95	41485	No
70	GOM_NL__2PRFIN20100205_070311_000000422086_00349_41485_3651.N1	05-FEB-2010 07:03:11	Dark	41.500	40	The Sco	1.8590	7100.0	83	41485	No
71	GOM_NL__2PRFIN20100205_070716_000000472086_00349_41485_3652.N1	05-FEB-2010 07:07:16	Dark	46.500	131	Gam Lup	2.8000	26000.	93	41485	No
72	GOM_NL__2PRFIN20100205_071325_000000412086_00350_41486_3664.N1	05-FEB-2010 07:13:25	Dark	41.000	10	Bet Cen	0.61000	28000.	82	41486	No
73	GOM_NL__2PRFIN20100205_071617_000000432086_00350_41486_3665.N1	05-FEB-2010 07:16:17	Dark	42.500	20	Bet Cru	1.2530	30000.	85	41486	No
74	GOM_NL__2PRFIN20100205_071738_000000482086_00350_41486_3666.N1	05-FEB-2010 07:17:38	Dark	47.500	64	Gam Cen	2.2000	10600.	95	41486	No
75	GOM_NL__2PRFIN20100205_072224_000000462086_00350_41486_3667.N1	05-FEB-2010 07:22:24	Dark	46.000	71	lot Car	2.2460	7700.0	92	41486	No
76	GOM_NL__2PRFIN20100205_072407_000000412086_00350_41486_3668.N1	05-FEB-2010 07:24:07	Dark	41.000	46	Del Vel	1.9540	10600.	82	41486	No
77	GOM_NL__2PRFIN20100205_072840_000000412086_00350_41486_3669.N1	05-FEB-2010 07:28:40	Straylight	41.000	70	Zet Pup	2.2460	39000.	82	41486	No
78	GOM_NL__2PRFIN20100205_073300_000000422086_00350_41486_3670.N1	05-FEB-2010 07:33:00	Straylight	41.500	132	15Rho Pup	2.8030	6900.0	83	41486	No
79	GOM_NL__2PRFIN20100205_074808_000000412086_00350_41486_3671.N1	05-FEB-2010 07:48:08	Bright	40.500	17	78Bet Gem	1.1610	4500.0	81	41486	No
80	GOM_NL__2PRFIN20100205_080530_000000382086_00350_41486_3672.N1	05-FEB-2010 08:05:30	Bright	38.000	49	1Alp UMi	1.9900	6300.0	76	41486	No
81	GOM_NL__2PRFIN20100205_080819_000000422086_00350_41486_3673.N1	05-FEB-2010 08:08:19	Bright	41.500	60	7Bet UMi	2.0810	3950.0	83	41486	No
82	GOM_NL__2PRFIN20100205_081306_000000432086_00350_41486_3674.N1	05-FEB-2010 08:13:06	Bright	43.000	119	14Eta Dra	2.7270	4700.0	86	41486	No
83	GOM_NL__2PRFIN20100205_081626_000000362086_00350_41486_3675.N1	05-FEB-2010 08:16:26	Bright	36.000	130	23Bet Dra	2.7990	5800.0	72	41486	No
84	GOM_NL__2PRFIN20100205_083047_000000442086_00350_41486_3676.N1	05-FEB-2010 08:30:47	Bright	43.500	126	60Bet Oph	2.7700	4250.0	87	41486	No
85	GOM_NL__2PRFIN20100205_083729_000000452086_00350_41486_3677.N1	05-FEB-2010 08:37:29	Twl_and_stray	45.000	86	35Eta Oph	2.4300	10200.	90	41486	No
86	GOM_NL__2PRFIN20100205_084200_000000472086_00350_41486_3678.N1	05-FEB-2010 08:42:00	Dark	46.500	16	21Alp Sco	1.0200	3000.0	93	41486	No
87	GOM_NL__2PRFIN20100205_084347_000000472086_00350_41486_3679.N1	05-FEB-2010 08:43:47	Dark	46.500	40	The Sco	1.8590	7100.0	93	41486	No
88	GOM_NL__2PRFIN20100205_084753_000000452086_00350_41486_3680.N1	05-FEB-2010 08:47:53	Dark	44.500	131	Gam Lup	2.8000	26000.	89	41486	No
89	GOM_NL__2PRFIN20100205_085401_000000422086_00351_41487_3672.N1	05-FEB-2010 08:54:01	Dark	42.000	10	Bet Cen	0.61000	28000.	84	41487	No
90	GOM_NL__2PRFIN20100205_085653_000000422086_00351_41487_3673.N1	05-FEB-2010 08:56:53	Dark	41.500	20	Bet Cru	1.2530	30000.	83	41487	No
91	GOM_NL__2PRFIN20100205_085815_000000472086_00351_41487_3674.N1	05-FEB-2010 08:58:15	Dark	46.500	64	Gam Cen	2.2000	10600.	93	41487	No
92	GOM_NL__2PRFIN20100205_090300_000000462086_00351_41487_3675.N1	05-FEB-2010 09:03:00	Dark	45.500	71	lot Car	2.2460	7700.0	91	41487	No
93	GOM_NL__2PRFIN20100205_090443_000000442086_00351_41487_3676.N1	05-FEB-2010 09:04:43	Dark	43.500	46	Del Vel	1.9540	10600.	87	41487	No
94	GOM_NL__2PRFIN20100205_090718_000000442086_00351_41487_3677.N1	05-FEB-2010 09:07:18	Straylight	43.500	65	Lam Vel	2.2040	4400.0	87	41487	No
95	GOM_NL__2PRFIN20100205_092844_000000402086_00351_41487_3678.N1	05-FEB-2010 09:28:44	Bright	40.000	17	78Bet Gem	1.1610	4500.0	80	41487	No
96	GOM_NL__2PRFIN20100205_094606_000000392086_00351_41487_3679.N1	05-FEB-2010 09:46:06	Bright	38.500	49	1Alp UMi	1.9900	6300.0	77	41487	No
97	GOM_NL__2PRFIN20100205_095703_000000362086_00351_41487_3680.N1	05-FEB-2010 09:57:03	Bright	36.000	130	23Bet Dra	2.7990	5800.0	72	41487	No
98	GOM_NL__2PRFIN20100205_102237_000000532086_00351_41487_3681.N1	05-FEB-2010 10:22:37	Dark	53.000	16	21Alp Sco	1.0200	3000.0	106	41487	No
99	GOM_NL__2PRFIN20100205_103437_000000432086_00352_41488_3680.N1	05-FEB-2010 10:34:37	Dark	42.500	10	Bet Cen	0.61000	28000.	85	41488	No
100	GOM_NL__2PRFIN20100205_103730_000000422086_00352_41488_3681.N1	05-FEB-2010 10:37:30	Dark	41.500	20	Bet Cru	1.2530	30000.	83	41488	No
101	GOM_NL__2PRFIN20100205_103851_000000472086_00352_41488_3682.N1	05-FEB-2010 10:38:51	Dark	46.500	64	Gam Cen	2.2000	10600.	93	41488	No

102	GOM_NL__2PRFIN20100205_104040_000000392086_00352_41488_3683.N1	05-FEB-2010 10:40:40	Dark	38.500	124	The Car	2.7640	30000.	77	41488	No
103	GOM_NL__2PRFIN20100205_104336_000000442086_00352_41488_3684.N1	05-FEB-2010 10:43:36	Dark	44.000	71	lot Car	2.2460	7700.0	88	41488	No
104	GOM_NL__2PRFIN20100205_104519_000000442086_00352_41488_3685.N1	05-FEB-2010 10:45:19	Dark	44.000	46	Del Vel	1.9540	10600.	88	41488	No
105	GOM_NL__2PRFIN20100205_104754_000000472086_00352_41488_3686.N1	05-FEB-2010 10:47:54	Straylight	47.000	65	Lam Vel	2.2040	4400.0	94	41488	No
106	GOM_NL__2PRFIN20100205_104952_000000412086_00352_41488_3687.N1	05-FEB-2010 10:49:52	Straylight	40.500	70	Zet Pup	2.2460	39000.	81	41488	No
107	GOM_NL__2PRFIN20100205_105412_000000422086_00352_41488_3688.N1	05-FEB-2010 10:54:12	Straylight	42.000	132	15Rho Pup	2.8030	6900.0	84	41488	No
108	GOM_NL__2PRFIN20100205_110248_000000472086_00352_41488_3689.N1	05-FEB-2010 11:02:48	Tw_i_and_stray	46.500	8	10Alp CMi	0.40000	6500.0	93	41488	No
109	GOM_NL__2PRFIN20100205_110920_000000412086_00352_41488_3690.N1	05-FEB-2010 11:09:20	Bright	40.500	17	78Bet Gem	1.1610	4500.0	81	41488	No
110	GOM_NL__2PRFIN20100205_112642_000000352086_00352_41488_3691.N1	05-FEB-2010 11:26:42	Bright	35.000	49	1Alp UMi	1.9900	6300.0	70	41488	No
111	GOM_NL__2PRFIN20100205_112930_000000422086_00352_41488_3692.N1	05-FEB-2010 11:29:30	Bright	42.000	60	7Bet UMi	2.0810	3950.0	84	41488	No
112	GOM_NL__2PRFIN20100205_113417_000000442086_00352_41488_3693.N1	05-FEB-2010 11:34:17	Bright	44.000	119	14Eta Dra	2.7270	4700.0	88	41488	No
113	GOM_NL__2PRFIN20100205_113738_000000402086_00352_41488_3694.N1	05-FEB-2010 11:37:38	Bright	40.000	130	23Bet Dra	2.7990	5800.0	80	41488	No
114	GOM_NL__2PRFIN20100205_114126_000000392086_00352_41488_3695.N1	05-FEB-2010 11:41:26	Bright	39.000	5	3Alp Lyr	0.033000	11000.	78	41488	No
115	GOM_NL__2PRFIN20100205_114950_000000422086_00352_41488_3696.N1	05-FEB-2010 11:49:50	Bright	41.500	59	55Alp Oph	2.0800	8900.0	83	41488	No
116	GOM_NL__2PRFIN20100205_115200_000000562086_00352_41488_3697.N1	05-FEB-2010 11:52:00	Bright	56.000	126	60Bet Oph	2.7700	4250.0	112	41488	No
117	GOM_NL__2PRFIN20100205_115842_000000442086_00352_41488_3698.N1	05-FEB-2010 11:58:42	Tw_i_and_stray	44.000	86	35Eta Oph	2.4300	10200.	88	41488	No
118	GOM_NL__2PRFIN20100205_120314_000000622086_00352_41488_3699.N1	05-FEB-2010 12:03:14	Dark	62.000	16	21Alp Sco	1.0200	3000.0	124	41488	No
119	GOM_NL__2PRFIN20100205_121514_000000442086_00353_41489_3688.N1	05-FEB-2010 12:15:14	Dark	44.000	10	Bet Cen	0.61000	28000.	88	41489	No
120	GOM_NL__2PRFIN20100205_121806_000000432086_00353_41489_3689.N1	05-FEB-2010 12:18:06	Dark	43.000	20	Bet Cru	1.2530	30000.	86	41489	No
121	GOM_NL__2PRFIN20100205_121929_000000542086_00353_41489_3690.N1	05-FEB-2010 12:19:29	Dark	53.500	64	Gam Cen	2.2000	10600.	107	41489	No
122	GOM_NL__2PRFIN20100205_122412_000000392086_00353_41489_3691.N1	05-FEB-2010 12:24:12	Dark	38.500	71	lot Car	2.2460	7700.0	77	41489	No
123	GOM_NL__2PRFIN20100205_122555_000000432086_00353_41489_3692.N1	05-FEB-2010 12:25:55	Dark	43.000	46	Del Vel	1.9540	10600.	86	41489	No
124	GOM_NL__2PRFIN20100205_122830_000000462086_00353_41489_3693.N1	05-FEB-2010 12:28:30	Straylight	45.500	65	Lam Vel	2.2040	4400.0	91	41489	No
125	GOM_NL__2PRFIN20100205_123028_000000402086_00353_41489_3694.N1	05-FEB-2010 12:30:28	Straylight	39.500	70	Zet Pup	2.2460	39000.	79	41489	No
126	GOM_NL__2PRFIN20100205_123448_000000412086_00353_41489_3695.N1	05-FEB-2010 12:34:48	Straylight	40.500	132	15Rho Pup	2.8030	6900.0	81	41489	No
127	GOM_NL__2PRFIN20100205_124324_000000482086_00353_41489_3696.N1	05-FEB-2010 12:43:24	Tw_i_and_stray	47.500	8	10Alp CMi	0.40000	6500.0	95	41489	No
128	GOM_NL__2PRFIN20100205_124956_000000402086_00353_41489_3697.N1	05-FEB-2010 12:49:56	Bright	40.000	17	78Bet Gem	1.1610	4500.0	80	41489	No
129	GOM_NL__2PRFIN20100205_130717_000000342086_00353_41489_3698.N1	05-FEB-2010 13:07:17	Bright	34.000	49	1Alp UMi	1.9900	6300.0	68	41489	No
130	GOM_NL__2PRFIN20100205_131006_000000402086_00353_41489_3699.N1	05-FEB-2010 13:10:06	Bright	40.000	60	7Bet UMi	2.0810	3950.0	80	41489	No
131	GOM_NL__2PRFIN20100205_131453_000000422086_00353_41489_3700.N1	05-FEB-2010 13:14:53	Bright	42.000	119	14Eta Dra	2.7270	4700.0	84	41489	No
132	GOM_NL__2PRFIN20100205_131814_000000402086_00353_41489_3701.N1	05-FEB-2010 13:18:14	Bright	40.000	130	23Bet Dra	2.7990	5800.0	80	41489	No
133	GOM_NL__2PRFIN20100205_132202_000000422086_00353_41489_3702.N1	05-FEB-2010 13:22:02	Bright	42.000	5	3Alp Lyr	0.033000	11000.	84	41489	No
134	GOM_NL__2PRFIN20100205_133026_000000572086_00353_41489_3703.N1	05-FEB-2010 13:30:26	Bright	57.000	59	55Alp Oph	2.0800	8900.0	114	41489	No
135	GOM_NL__2PRFIN20100205_133236_000000412086_00353_41489_3704.N1	05-FEB-2010 13:32:36	Bright	41.000	126	60Bet Oph	2.7700	4250.0	82	41489	No
136	GOM_NL__2PRFIN20100205_133918_000000442086_00353_41489_3705.N1	05-FEB-2010 13:39:18	Tw_i_and_stray	44.000	86	35Eta Oph	2.4300	10200.	88	41489	No
137	GOM_NL__2PRFIN20100205_134350_000000502086_00353_41489_3706.N1	05-FEB-2010 13:43:50	Dark	49.500	16	21Alp Sco	1.0200	3000.0	99	41489	No
138	GOM_NL__2PRFIN20100205_134535_000000412086_00353_41489_3707.N1	05-FEB-2010 13:45:35	Dark	41.000	40	The Sco	1.8590	7100.0	82	41489	No
139	GOM_NL__2PRFIN20100205_134943_000000442086_00353_41489_3708.N1	05-FEB-2010 13:49:43	Dark	44.000	131	Gam Lup	2.8000	26000.	88	41489	No
140	GOM_NL__2PRFIN20100205_135550_000000452086_00354_41490_3696.N1	05-FEB-2010 13:55:50	Dark	45.000	10	Bet Cen	0.61000	28000.	90	41490	No
141	GOM_NL__2PRFIN20100205_135843_000000452086_00354_41490_3697.N1	05-FEB-2010 13:58:43	Dark	45.000	20	Bet Cru	1.2530	30000.	90	41490	No
142	GOM_NL__2PRFIN20100205_140005_000000472086_00354_41490_3698.N1	05-FEB-2010 14:00:05	Dark	47.000	64	Gam Cen	2.2000	10600.	94	41490	No
143	GOM_NL__2PRFIN20100205_140152_000000382086_00354_41490_3699.N1	05-FEB-2010 14:01:52	Dark	38.000	124	The Car	2.7640	30000.	76	41490	No
144	GOM_NL__2PRFIN20100205_140449_000000392086_00354_41490_3700.N1	05-FEB-2010 14:04:49	Dark	38.500	71	lot Car	2.2460	7700.0	77	41490	No
145	GOM_NL__2PRFIN20100205_140632_000000392086_00354_41490_3701.N1	05-FEB-2010 14:06:32	Dark	39.000	46	Del Vel	1.9540	10600.	78	41490	No
146	GOM_NL__2PRFIN20100205_140907_000000462086_00354_41490_3702.N1	05-FEB-2010 14:09:07	Straylight	45.500	65	Lam Vel	2.2040	4400.0	91	41490	No
147	GOM_NL__2PRFIN20100205_141104_000000422086_00354_41490_3703.N1	05-FEB-2010 14:11:04	Straylight	42.000	70	Zet Pup	2.2460	39000.	84	41490	No
148	GOM_NL__2PRFIN20100205_141524_000000412086_00354_41490_3704.N1	05-FEB-2010 14:15:24	Straylight	40.500	132	15Rho Pup	2.8030	6900.0	81	41490	No
149	GOM_NL__2PRFIN20100205_142400_000000462086_00354_41490_3705.N1	05-FEB-2010 14:24:00	Tw_i_and_stray	45.500	8	10Alp CMi	0.40000	6500.0	91	41490	No
150	GOM_NL__2PRFIN20100205_143032_000000402086_00354_41490_3706.N1	05-FEB-2010 14:30:32	Bright	40.000	17	78Bet Gem	1.1610	4500.0	80	41490	No
151	GOM_NL__2PRFIN20100205_144753_000000342086_00354_41490_3707.N1	05-FEB-2010 14:47:53	Bright	33.500	49	1Alp UMi	1.9900	6300.0	67	41490	No
152	GOM_NL__2PRFIN20100205_145041_000000422086_00354_41490_3708.N1	05-FEB-2010 14:50:41	Bright	41.500	60	7Bet UMi	2.0810	3950.0	83	41490	No
153	GOM_NL__2PRFIN20100205_145529_000000412086_00354_41490_3709.N1	05-FEB-2010 14:55:29	Bright	40.500	119	14Eta Dra	2.7270	4700.0	81	41490	No
154	GOM_NL__2PRFIN20100205_145850_000000362086_00354_41490_3710.N1	05-FEB-2010 14:58:50	Bright	35.500	130	23Bet Dra	2.7990	5800.0	71	41490	No
155	GOM_NL__2PRFIN20100205_150238_000000382086_00354_41490_3711.N1	05-FEB-2010 15:02:38	Bright	38.000	5	3Alp Lyr	0.033000	11000.	76	41490	No
156	GOM_NL__2PRFIN20100205_151103_000000412086_00354_41490_3712.N1	05-FEB-2010 15:11:03	Bright	41.000	59	55Alp Oph	2.0800	8900.0	82	41490	No
157	GOM_NL__2PRFIN20100205_151313_000000412086_00354_41490_3713.N1	05-FEB-2010 15:13:13	Bright	40.500	126	60Bet Oph	2.7700	4250.0	81	41490	No
158	GOM_NL__2PRFIN20100205_151955_000000462086_00354_41490_3714.N1	05-FEB-2010 15:19:55	Tw_i_and_stray	46.000	86	35Eta Oph	2.4300	10200.	92	41490	No
159	GOM_NL__2PRFIN20100205_152427_000000512086_00354_41490_3715.N1	05-FEB-2010 15:24:27	Dark	51.000	16	21Alp Sco	1.0200	3000.0	102	41490	No
160	GOM_NL__2PRFIN20100205_152612_000000462086_00354_41490_3716.N1	05-FEB-2010 15:26:12	Dark	45.500	40	The Sco	1.8590	7100.0	91	41490	No



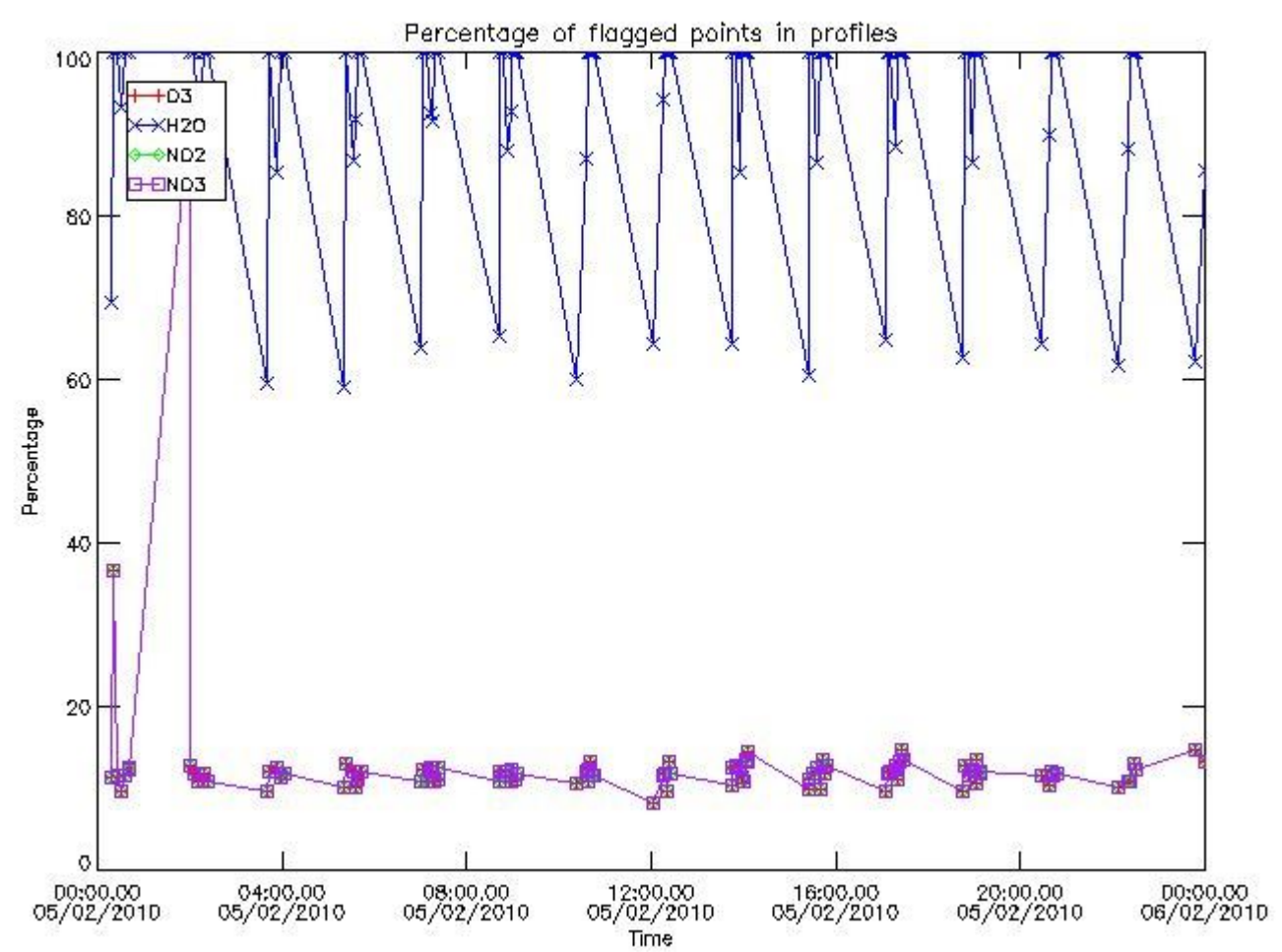
161	GOM_NL__2PRFIN20100205_153020_000000432086_00354_41490_3717.N1	05-FEB-2010 15:30:20	Dark	43.000	131	Gam Lup	2.8000	26000.	86	41490	No
162	GOM_NL__2PRFIN20100205_153627_000000452086_00355_41491_3705.N1	05-FEB-2010 15:36:27	Dark	45.000	10	Bet Cen	0.61000	28000.	90	41491	No
163	GOM_NL__2PRFIN20100205_153919_000000512086_00355_41491_3706.N1	05-FEB-2010 15:39:19	Dark	51.000	20	Bet Cru	1.2530	30000.	102	41491	No
164	GOM_NL__2PRFIN20100205_154042_000000522086_00355_41491_3707.N1	05-FEB-2010 15:40:42	Dark	52.000	64	Gam Cen	2.2000	10600.	104	41491	No
165	GOM_NL__2PRFIN20100205_154229_000000382086_00355_41491_3708.N1	05-FEB-2010 15:42:29	Dark	38.000	124	The Car	2.7640	30000.	76	41491	No
166	GOM_NL__2PRFIN20100205_154525_000000442086_00355_41491_3709.N1	05-FEB-2010 15:45:25	Dark	43.500	71	lot Car	2.2460	7700.0	87	41491	No
167	GOM_NL__2PRFIN20100205_154708_000000402086_00355_41491_3710.N1	05-FEB-2010 15:47:08	Dark	40.000	46	Del Vel	1.9540	10600.	80	41491	No
168	GOM_NL__2PRFIN20100205_154943_000000452086_00355_41491_3711.N1	05-FEB-2010 15:49:43	Straylight	44.500	65	Lam Vel	2.2040	4400.0	89	41491	No
169	GOM_NL__2PRFIN20100205_161107_000000402086_00355_41491_3712.N1	05-FEB-2010 16:11:07	Bright	40.000	17	78Bet Gem	1.1610	4500.0	80	41491	No
170	GOM_NL__2PRFIN20100205_162829_000000382086_00355_41491_3713.N1	05-FEB-2010 16:28:29	Bright	38.000	49	1Alp UMi	1.9900	6300.0	76	41491	No
171	GOM_NL__2PRFIN20100205_163117_000000412086_00355_41491_3714.N1	05-FEB-2010 16:31:17	Bright	40.500	60	7Bet UMi	2.0810	3950.0	81	41491	No
172	GOM_NL__2PRFIN20100205_163604_000000452086_00355_41491_3715.N1	05-FEB-2010 16:36:04	Bright	44.500	119	14Eta Dra	2.7270	4700.0	89	41491	No
173	GOM_NL__2PRFIN20100205_163926_000000412086_00355_41491_3716.N1	05-FEB-2010 16:39:26	Bright	40.500	130	23Bet Dra	2.7990	5800.0	81	41491	No
174	GOM_NL__2PRFIN20100205_165139_000000402086_00355_41491_3717.N1	05-FEB-2010 16:51:39	Bright	40.000	59	55Alp Oph	2.0800	8900.0	80	41491	No
175	GOM_NL__2PRFIN20100205_165349_000000372086_00355_41491_3718.N1	05-FEB-2010 16:53:49	Bright	36.500	126	60Bet Oph	2.7700	4250.0	73	41491	No
176	GOM_NL__2PRFIN20100205_170032_000000482086_00355_41491_3719.N1	05-FEB-2010 17:00:32	Tw_i_and_stray	47.500	86	35Eta Oph	2.4300	10200.	95	41491	No
177	GOM_NL__2PRFIN20100205_170504_000000532086_00355_41491_3720.N1	05-FEB-2010 17:05:04	Dark	53.000	16	21Alp Sco	1.0200	3000.0	106	41491	No
178	GOM_NL__2PRFIN20100205_170648_000000442086_00355_41491_3721.N1	05-FEB-2010 17:06:48	Dark	43.500	40	The Sco	1.8590	7100.0	87	41491	No
179	GOM_NL__2PRFIN20100205_171057_000000422086_00355_41491_3722.N1	05-FEB-2010 17:10:57	Dark	42.000	131	Gam Lup	2.8000	26000.	84	41491	No
180	GOM_NL__2PRFIN20100205_171704_000000442086_00356_41492_3713.N1	05-FEB-2010 17:17:04	Dark	43.500	10	Bet Cen	0.61000	28000.	87	41492	No
181	GOM_NL__2PRFIN20100205_171956_000000422086_00356_41492_3714.N1	05-FEB-2010 17:19:56	Dark	41.500	20	Bet Cru	1.2530	30000.	83	41492	No
182	GOM_NL__2PRFIN20100205_172119_000000462086_00356_41492_3715.N1	05-FEB-2010 17:21:19	Dark	46.000	64	Gam Cen	2.2000	10600.	92	41492	No
183	GOM_NL__2PRFIN20100205_172305_000000392086_00356_41492_3716.N1	05-FEB-2010 17:23:05	Dark	38.500	124	The Car	2.7640	30000.	77	41492	No
184	GOM_NL__2PRFIN20100205_172601_000000382086_00356_41492_3717.N1	05-FEB-2010 17:26:01	Dark	38.000	71	lot Car	2.2460	7700.0	76	41492	No
185	GOM_NL__2PRFIN20100205_172744_000000382086_00356_41492_3718.N1	05-FEB-2010 17:27:44	Dark	38.000	46	Del Vel	1.9540	10600.	76	41492	No
186	GOM_NL__2PRFIN20100205_173019_000000462086_00356_41492_3719.N1	05-FEB-2010 17:30:19	Straylight	45.500	65	Lam Vel	2.2040	4400.0	91	41492	No
187	GOM_NL__2PRFIN20100205_173217_000000412086_00356_41492_3720.N1	05-FEB-2010 17:32:17	Straylight	40.500	70	Zet Pup	2.2460	39000.	81	41492	No
188	GOM_NL__2PRFIN20100205_173636_000000402086_00356_41492_3721.N1	05-FEB-2010 17:36:36	Straylight	39.500	132	15Rho Pup	2.8030	6900.0	79	41492	No
189	GOM_NL__2PRFIN20100205_174512_000000522086_00356_41492_3722.N1	05-FEB-2010 17:45:12	Tw_i_and_stray	52.000	8	10Alp CMi	0.40000	6500.0	104	41492	No
190	GOM_NL__2PRFIN20100205_175144_000000402086_00356_41492_3723.N1	05-FEB-2010 17:51:44	Bright	39.500	17	78Bet Gem	1.1610	4500.0	79	41492	No
191	GOM_NL__2PRFIN20100205_180905_000000362086_00356_41492_3724.N1	05-FEB-2010 18:09:05	Bright	35.500	49	1Alp UMi	1.9900	6300.0	71	41492	No
192	GOM_NL__2PRFIN20100205_181153_000000412086_00356_41492_3725.N1	05-FEB-2010 18:11:53	Bright	41.000	60	7Bet UMi	2.0810	3950.0	82	41492	No
193	GOM_NL__2PRFIN20100205_181640_000000382086_00356_41492_3726.N1	05-FEB-2010 18:16:40	Bright	37.500	119	14Eta Dra	2.7270	4700.0	75	41492	No
194	GOM_NL__2PRFIN20100205_182002_000000412086_00356_41492_3727.N1	05-FEB-2010 18:20:02	Bright	40.500	130	23Bet Dra	2.7990	5800.0	81	41492	No
195	GOM_NL__2PRFIN20100205_182350_000000402086_00356_41492_3728.N1	05-FEB-2010 18:23:50	Bright	39.500	5	3Alp Lyr	0.033000	11000.	79	41492	No
196	GOM_NL__2PRFIN20100205_183215_000000572086_00356_41492_3729.N1	05-FEB-2010 18:32:15	Bright	57.000	59	55Alp Oph	2.0800	8900.0	114	41492	No
197	GOM_NL__2PRFIN20100205_183425_000000412086_00356_41492_3730.N1	05-FEB-2010 18:34:25	Bright	40.500	126	60Bet Oph	2.7700	4250.0	81	41492	No
198	GOM_NL__2PRFIN20100205_184108_000000452086_00356_41492_3731.N1	05-FEB-2010 18:41:08	Tw_i_and_stray	44.500	86	35Eta Oph	2.4300	10200.	89	41492	No
199	GOM_NL__2PRFIN20100205_184541_000000532086_00356_41492_3732.N1	05-FEB-2010 18:45:41	Dark	52.500	16	21Alp Sco	1.0200	3000.0	105	41492	No
200	GOM_NL__2PRFIN20100205_184724_000000442086_00356_41492_3733.N1	05-FEB-2010 18:47:24	Dark	43.500	40	The Sco	1.8590	7100.0	87	41492	No
201	GOM_NL__2PRFIN20100205_185134_000000452086_00356_41492_3734.N1	05-FEB-2010 18:51:34	Dark	44.500	131	Gam Lup	2.8000	26000.	89	41492	No
202	GOM_NL__2PRFIN20100205_185740_000000422086_00357_41493_3721.N1	05-FEB-2010 18:57:40	Dark	41.500	10	Bet Cen	0.61000	28000.	83	41493	No
203	GOM_NL__2PRFIN20100205_190033_000000432086_00357_41493_3722.N1	05-FEB-2010 19:00:33	Dark	42.500	20	Bet Cru	1.2530	30000.	85	41493	No
204	GOM_NL__2PRFIN20100205_190156_000000492086_00357_41493_3723.N1	05-FEB-2010 19:01:56	Dark	48.500	64	Gam Cen	2.2000	10600.	97	41493	No
205	GOM_NL__2PRFIN20100205_190342_000000382086_00357_41493_3724.N1	05-FEB-2010 19:03:42	Dark	37.500	124	The Car	2.7640	30000.	75	41493	No
206	GOM_NL__2PRFIN20100205_190637_000000432086_00357_41493_3725.N1	05-FEB-2010 19:06:37	Dark	43.000	71	lot Car	2.2460	7700.0	86	41493	No
207	GOM_NL__2PRFIN20100205_190820_000000432086_00357_41493_3726.N1	05-FEB-2010 19:08:20	Dark	42.500	46	Del Vel	1.9540	10600.	85	41493	No
208	GOM_NL__2PRFIN20100205_191055_000000452086_00357_41493_3727.N1	05-FEB-2010 19:10:55	Straylight	44.500	65	Lam Vel	2.2040	4400.0	89	41493	No
209	GOM_NL__2PRFIN20100205_191257_000000352086_00357_41493_3728.N1	05-FEB-2010 19:12:57	Straylight	35.000	70	Zet Pup	2.2460	39000.	70	41493	No
210	GOM_NL__2PRFIN20100205_193219_000000402086_00357_41493_3729.N1	05-FEB-2010 19:32:19	Bright	40.000	17	78Bet Gem	1.1610	4500.0	80	41493	No
211	GOM_NL__2PRFIN20100205_195229_000000382086_00357_41493_3730.N1	05-FEB-2010 19:52:29	Bright	38.000	60	7Bet UMi	2.0810	3950.0	76	41493	No
212	GOM_NL__2PRFIN20100205_195716_000000412086_00357_41493_3731.N1	05-FEB-2010 19:57:16	Bright	40.500	119	14Eta Dra	2.7270	4700.0	81	41493	No
213	GOM_NL__2PRFIN20100205_200038_000000412086_00357_41493_3732.N1	05-FEB-2010 20:00:38	Bright	40.500	130	23Bet Dra	2.7990	5800.0	81	41493	No
214	GOM_NL__2PRFIN20100205_200426_000000362086_00357_41493_3733.N1	05-FEB-2010 20:04:26	Bright	35.500	5	3Alp Lyr	0.033000	11000.	71	41493	No
215	GOM_NL__2PRFIN20100205_201251_000000412086_00357_41493_3734.N1	05-FEB-2010 20:12:51	Bright	41.000	59	55Alp Oph	2.0800	8900.0	82	41493	No
216	GOM_NL__2PRFIN20100205_201502_000000562086_00357_41493_3735.N1	05-FEB-2010 20:15:02	Bright	56.000	126	60Bet Oph	2.7700	4250.0	112	41493	No
217	GOM_NL__2PRFIN20100205_202145_000000472086_00357_41493_3736.N1	05-FEB-2010 20:21:45	Tw_i_and_stray	46.500	86	35Eta Oph	2.4300	10200.	93	41493	No
218	GOM_NL__2PRFIN20100205_202617_000000622086_00357_41493_3737.N1	05-FEB-2010 20:26:17	Dark	62.000	16	21Alp Sco	1.0200	3000.0	124	41493	No
219	GOM_NL__2PRFIN20100205_203817_000000502086_00358_41494_3729.N1	05-FEB-2010 20:38:17	Dark	49.500	10	Bet Cen	0.61000	28000.	99	41494	No

220	GOM_NL__2PRFIN20100205_204109_000000432086_00358_41494_3730.N1	05-FEB-2010 20:41:09	Dark	42.500	20	Bet Cru	1.2530	30000.	85	41494	No
221	GOM_NL__2PRFIN20100205_204233_000000452086_00358_41494_3731.N1	05-FEB-2010 20:42:33	Dark	44.500	64	Gam Cen	2.2000	10600.	89	41494	No
222	GOM_NL__2PRFIN20100205_204713_000000432086_00358_41494_3732.N1	05-FEB-2010 20:47:13	Dark	43.000	71	lot Car	2.2460	7700.0	86	41494	No
223	GOM_NL__2PRFIN20100205_220221_000000462086_00358_41494_3733.N1	05-FEB-2010 22:02:21	Tw_i_and_stray	46.000	86	35Eta Oph	2.4300	10200.	92	41494	No
224	GOM_NL__2PRFIN20100205_220654_000000502086_00358_41494_3734.N1	05-FEB-2010 22:06:54	Dark	50.000	16	21Alp Sco	1.0200	3000.0	100	41494	No
225	GOM_NL__2PRFIN20100205_221853_000000482086_00359_41495_3737.N1	05-FEB-2010 22:18:53	Dark	47.500	10	Bet Cen	0.61000	28000.	95	41495	No
226	GOM_NL__2PRFIN20100205_222145_000000472086_00359_41495_3738.N1	05-FEB-2010 22:21:45	Dark	47.000	20	Bet Cru	1.2530	30000.	94	41495	No
227	GOM_NL__2PRFIN20100205_222309_000000482086_00359_41495_3739.N1	05-FEB-2010 22:23:09	Dark	47.500	64	Gam Cen	2.2000	10600.	95	41495	No
228	GOM_NL__2PRFIN20100205_222750_000000432086_00359_41495_3740.N1	05-FEB-2010 22:27:50	Dark	43.000	71	lot Car	2.2460	7700.0	86	41495	No
229	GOM_NL__2PRFIN20100205_222932_000000422086_00359_41495_3741.N1	05-FEB-2010 22:29:32	Dark	41.500	46	Del Vel	1.9540	10600.	83	41495	No
230	GOM_NL__2PRFIN20100205_225331_000000382086_00359_41495_3742.N1	05-FEB-2010 22:53:31	Bright	38.000	17	78Bet Gem	1.1610	4500.0	76	41495	No
231	GOM_NL__2PRFIN20100205_231053_000000332086_00359_41495_3743.N1	05-FEB-2010 23:10:53	Bright	32.500	49	1Alp UMi	1.9900	6300.0	65	41495	No
232	GOM_NL__2PRFIN20100205_231827_000000452086_00359_41495_3744.N1	05-FEB-2010 23:18:27	Bright	44.500	119	14Eta Dra	2.7270	4700.0	89	41495	No
233	GOM_NL__2PRFIN20100205_232150_000000412086_00359_41495_3745.N1	05-FEB-2010 23:21:50	Bright	40.500	130	23Bet Dra	2.7990	5800.0	81	41495	No
234	GOM_NL__2PRFIN20100205_233404_000000572086_00359_41495_3746.N1	05-FEB-2010 23:34:04	Bright	57.000	59	55Alp Oph	2.0800	8900.0	114	41495	No
235	GOM_NL__2PRFIN20100205_233614_000000562086_00359_41495_3747.N1	05-FEB-2010 23:36:14	Bright	56.000	126	60Bet Oph	2.7700	4250.0	112	41495	No
236	GOM_NL__2PRFIN20100205_234258_000000462086_00359_41495_3748.N1	05-FEB-2010 23:42:58	Tw_i_and_stray	45.500	86	35Eta Oph	2.4300	10200.	91	41495	No
237	GOM_NL__2PRFIN20100205_234731_000000592086_00359_41495_3749.N1	05-FEB-2010 23:47:31	Dark	58.500	16	21Alp Sco	1.0200	3000.0	117	41495	No
238	GOM_NL__2PRFIN20100205_235929_000000392086_00360_41496_3765.N1	05-FEB-2010 23:59:29	Dark	38.500	10	Bet Cen	0.61000	28000.	77	41496	No

### *3. Quality information per product*

In this section it is plotted some information contained in the Quality Summary data set of the level 2 products. Only products in dark limb conditions and without errors (error flag in the MPH set to "0") are used.

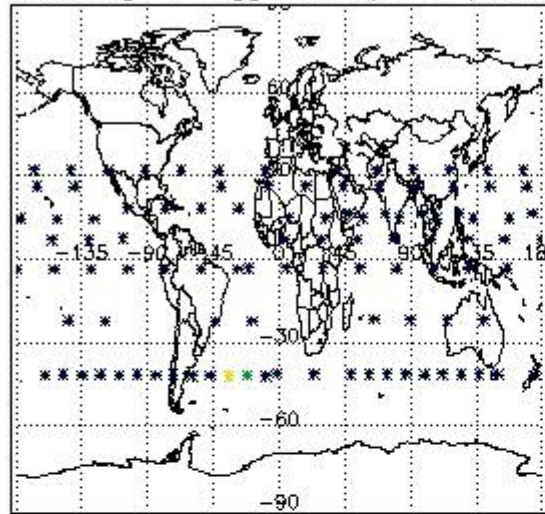
#### *3.1 Plot quality information per product (time dependant)*



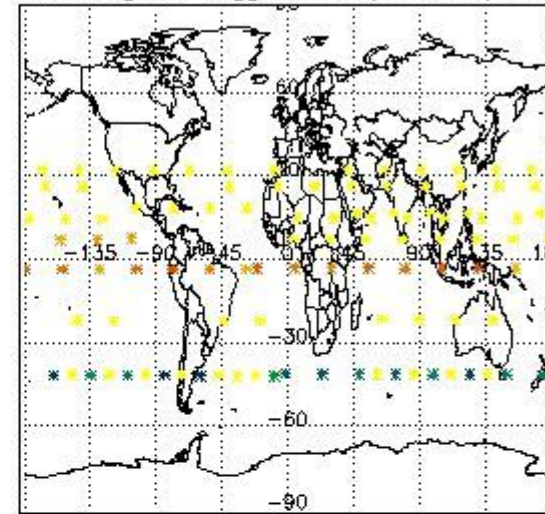
3.2 Plot quality information per product (world map)



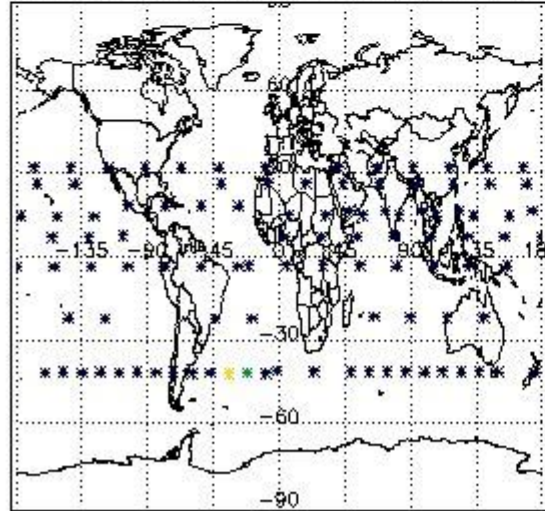
Percentage of flagged data per O3 profile



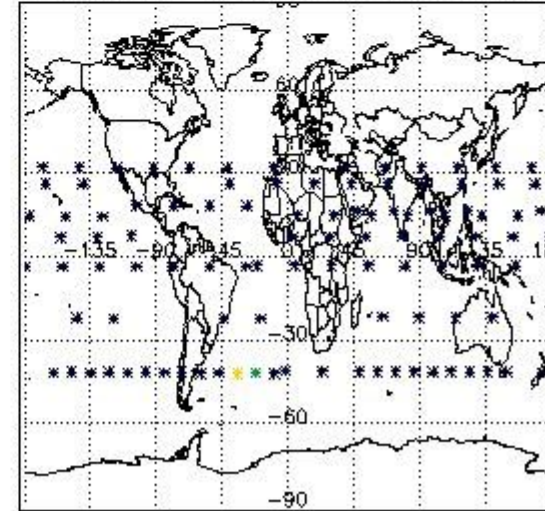
Percentage of flagged data per H2O profile



Percentage of flagged data per NO2 profile



Percentage of flagged data per NO3 profile



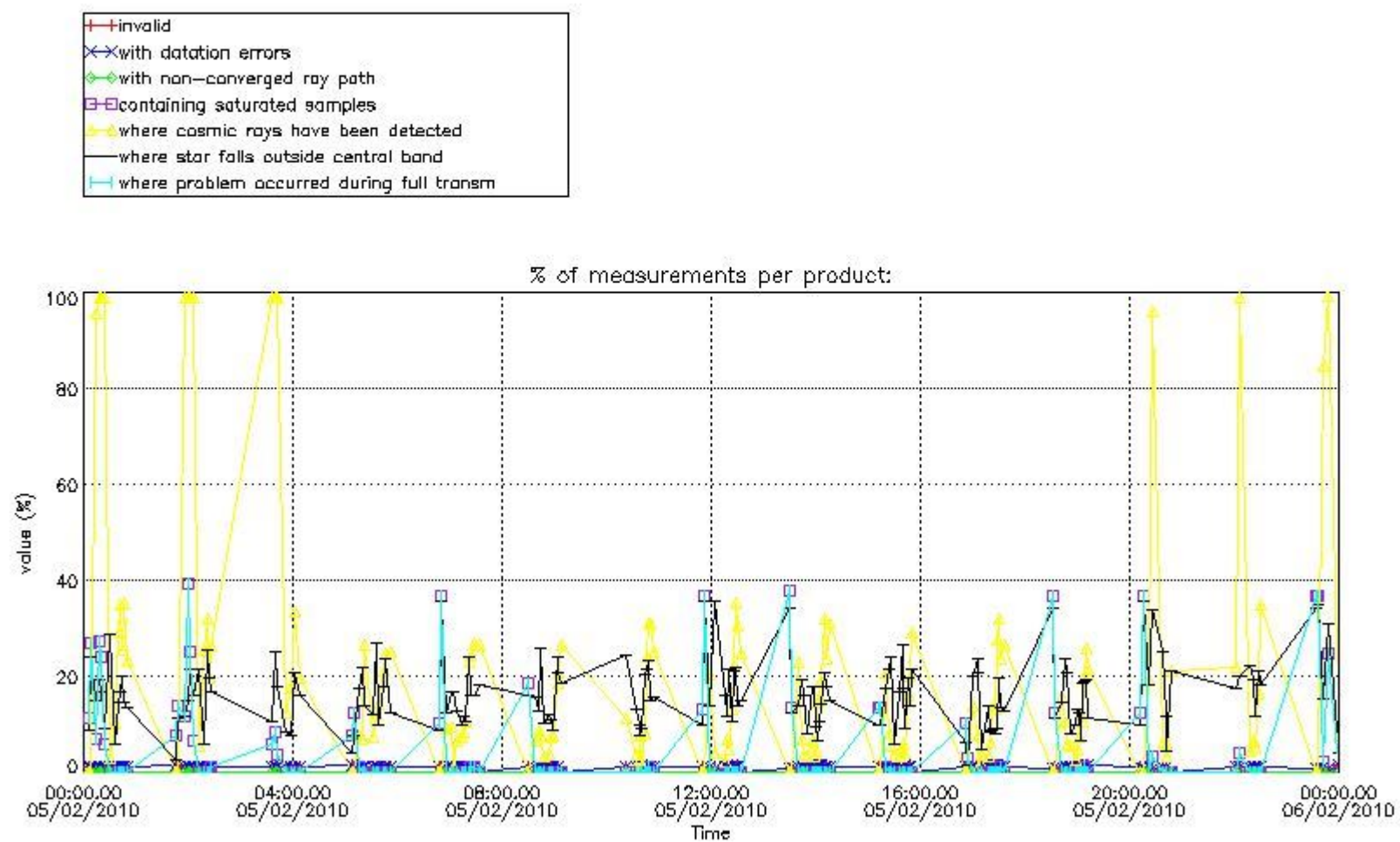
#### 4. Level 1 quality information per product

In this section it is plotted some information contained in the Quality Summary data set of the level 2 products that comes from the level 1b processing. Products without errors (error flag in the MPH set to "0") are used.

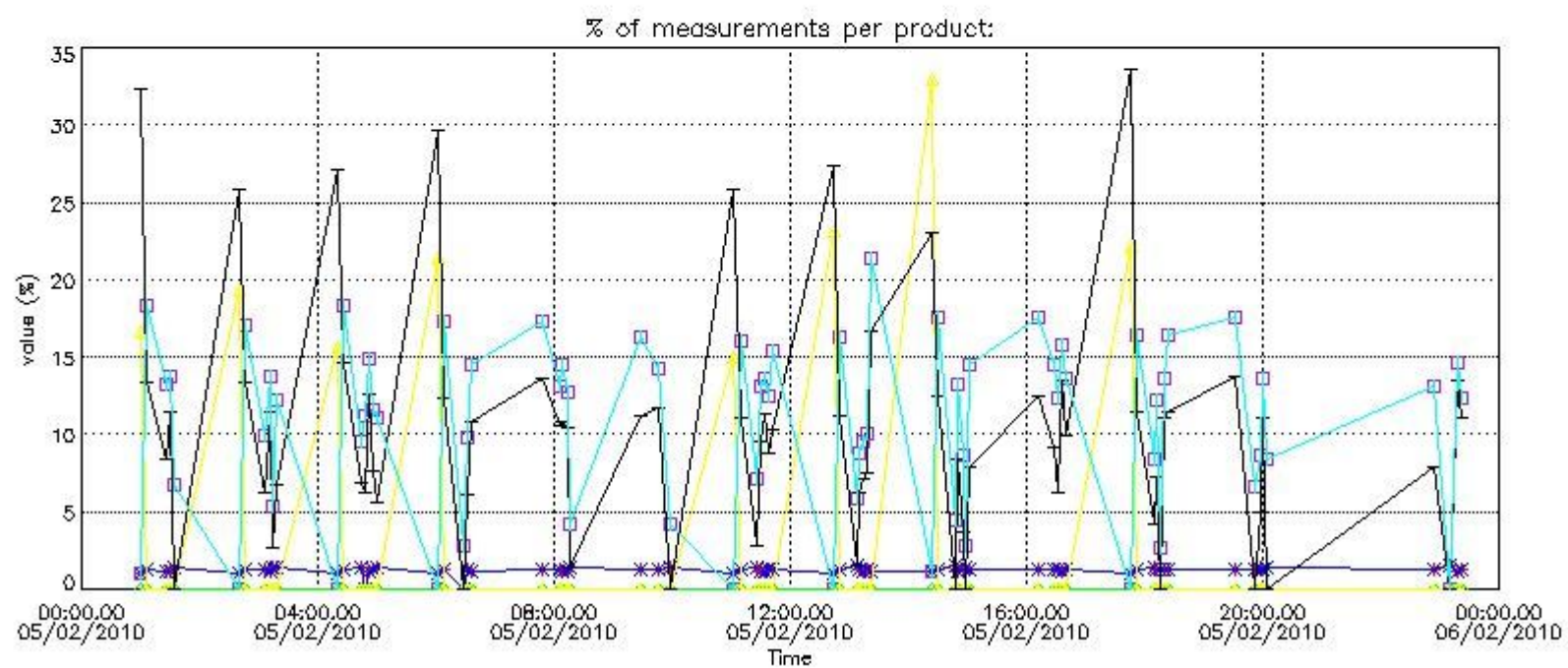
##### 4.1 Plot quality information per product (time dependant) coming from level 1b processing

##### 4.1.1 Plot level 1 quality information per product (time dependant): ENVISAT ASCENDING passes





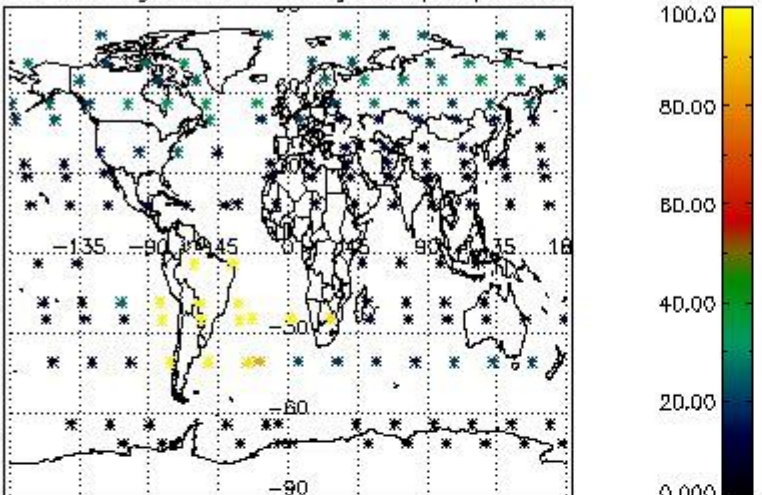
4.1.2 Plot level 1 quality information per product (time dependant): ENVISAT DESCENDING passes



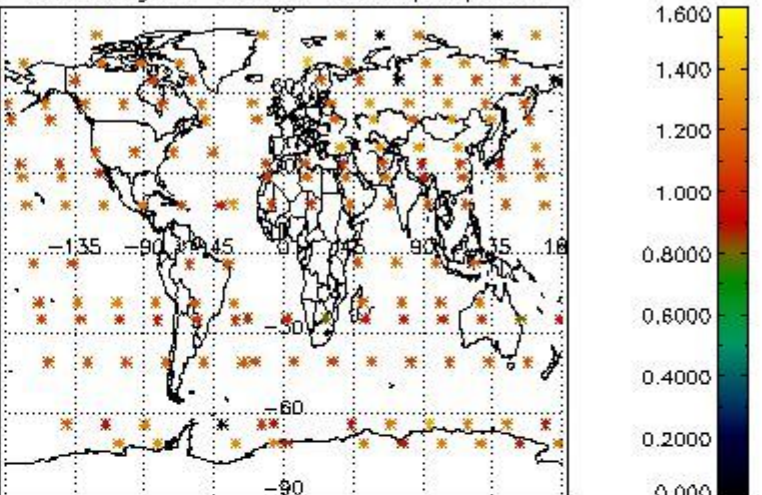
4.2 Plot quality information per product coming from level 1b processing (world map)

4.2.1 Plot level 1 quality information per product (world map): ENVISAT ASCENDING passes

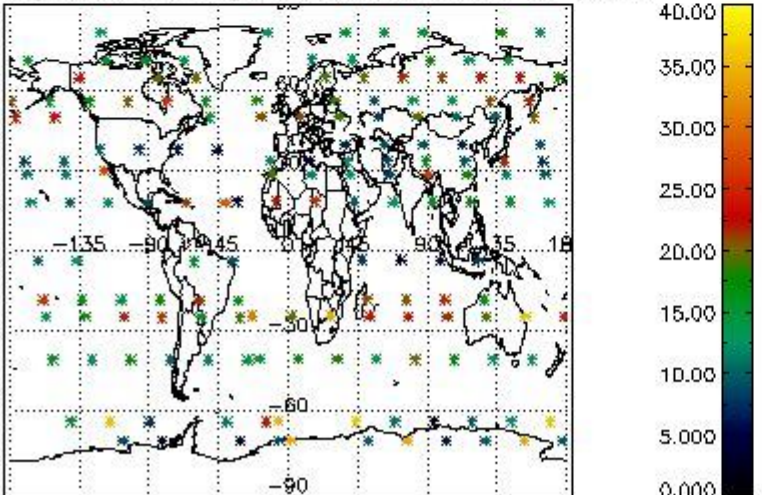
Percentage of cosmic ray hits per profile



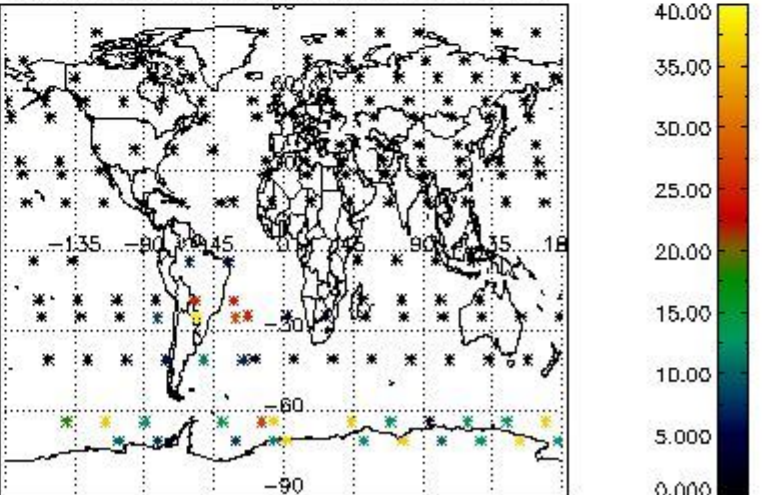
Percentage of datation errors per profile



Percentage of star falling outside central band per profile



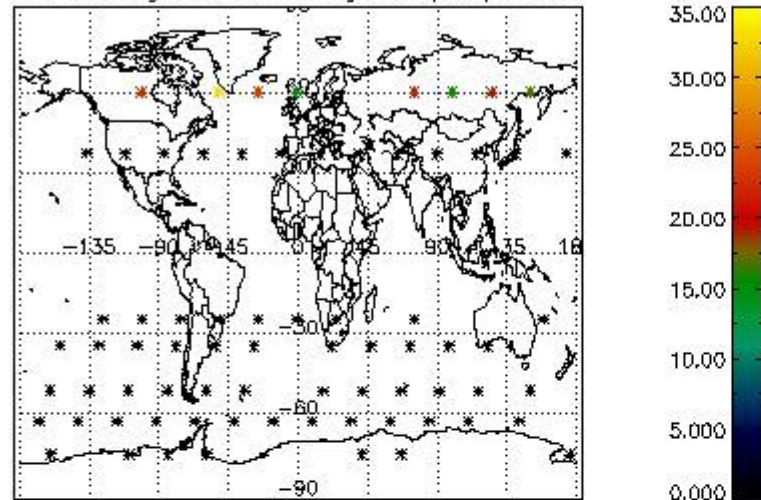
Percentage of saturation errors per profile



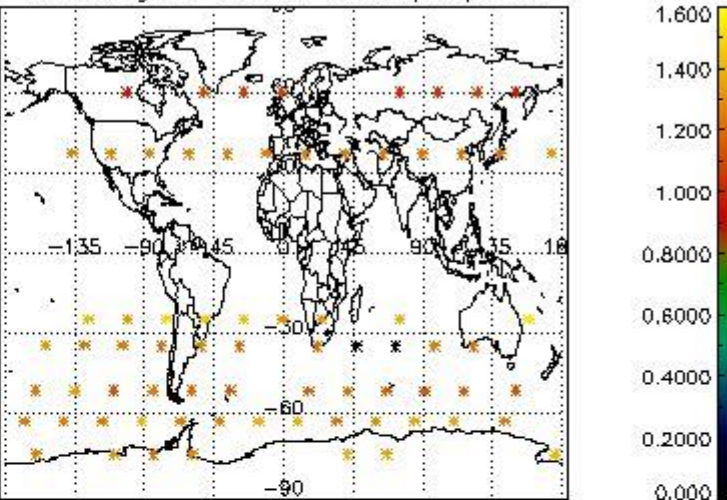
4.2.2 Plot level 1 quality information per product (world map): ENVISAT DESCENDING passes



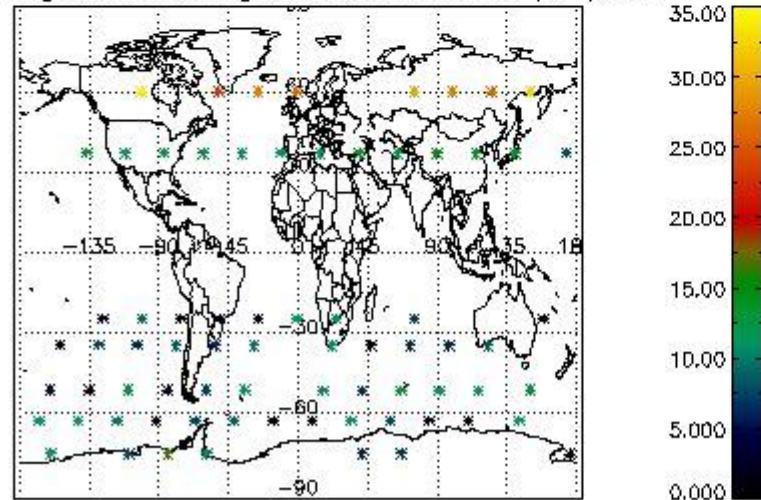
Percentage of cosmic ray hits per profile



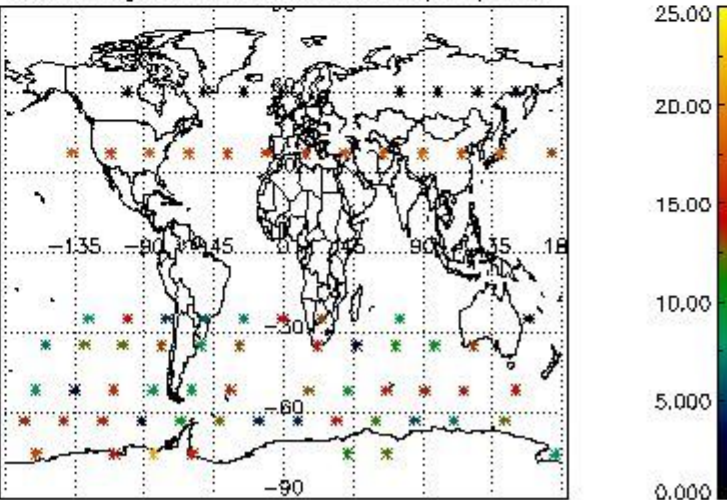
Percentage of datation errors per profile



Percentage of star falling outside central band per profile



Percentage of saturation errors per profile



## 5. Trace gas profiles

### 5.1 Ozone statistics based on quality of products

The final quality of the products can be "measured" using the STD (Standard Deviation) attached to every point profile. This information is written to the parameter GOM\_NL\_\_2P/NL\_LOCAL\_SPECIES\_DENSITY/o3\_std of the level 2 products. The table below shows the statistics for given STD ranges.

The statistics are given with respect to the overall valid production:

- Products without fatal errors: GOM\_NL\_\_2P/MPH/PRODUCT\_ERR=0
- Valid point profile: GOM\_NL\_\_2P/NL\_LOCAL\_SPECIES\_DENSITY/pcd(0)=0

The 'Criteria' is applied to valid points of dark limb products:

- Products in dark limb illumination condition: GOM\_NL\_\_2P/NL\_SUMMARY\_QUALITY/obs\_ill\_cond=0
- Products without fatal errors: GOM\_NL\_\_2P/MPH/PRODUCT\_ERR=0
- Valid point profile: GOM\_NL\_\_2P/NL\_LOCAL\_SPECIES\_DENSITY/pcd(0)=0

So, the table below shows the percentage of dark limb and valid observations for each criteria with respect to the overall valid daily observations.

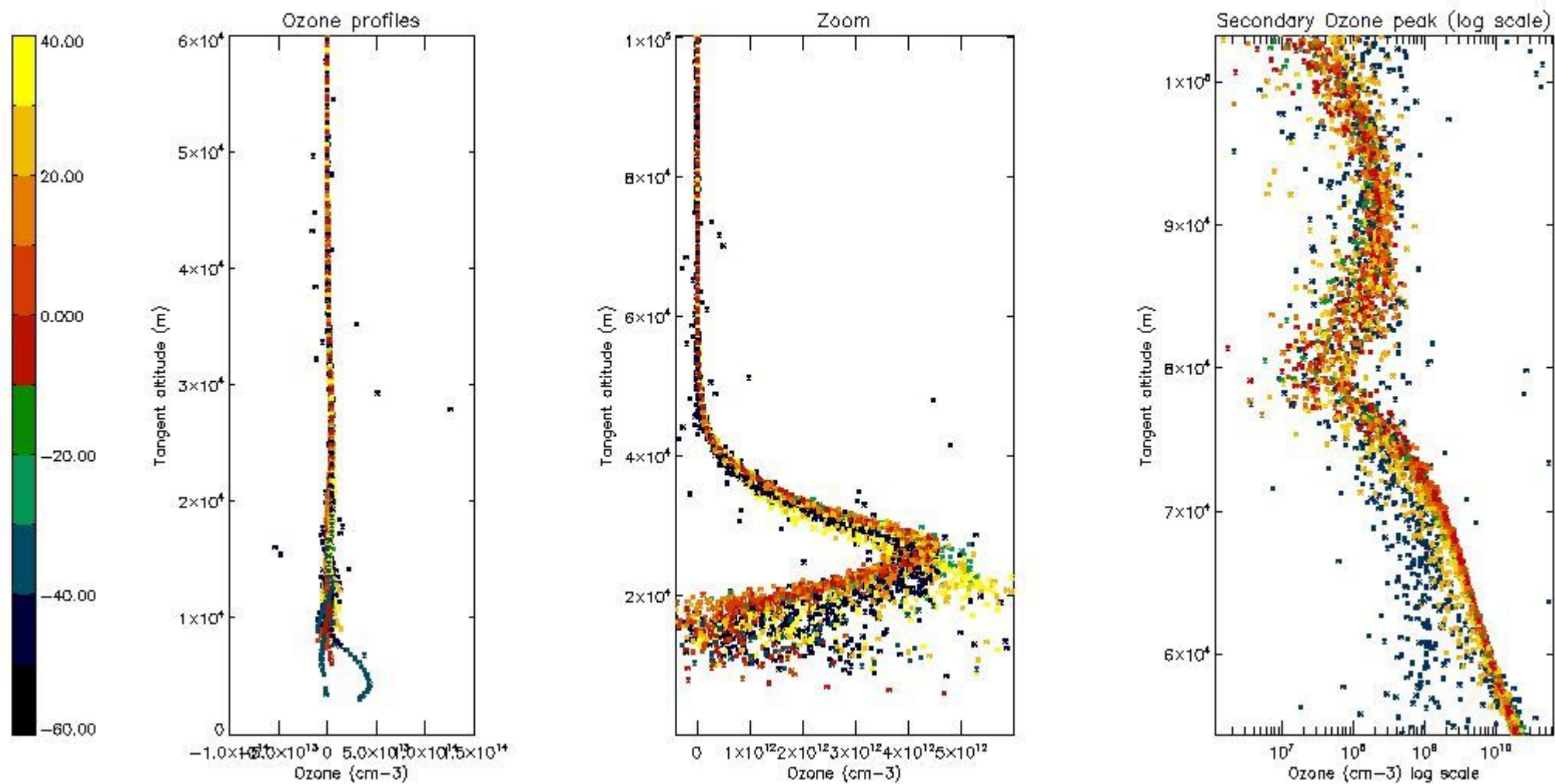
Criteria	% of total production
All STD	45
STD < 20	23



STD < 10	19
STD < 5	11

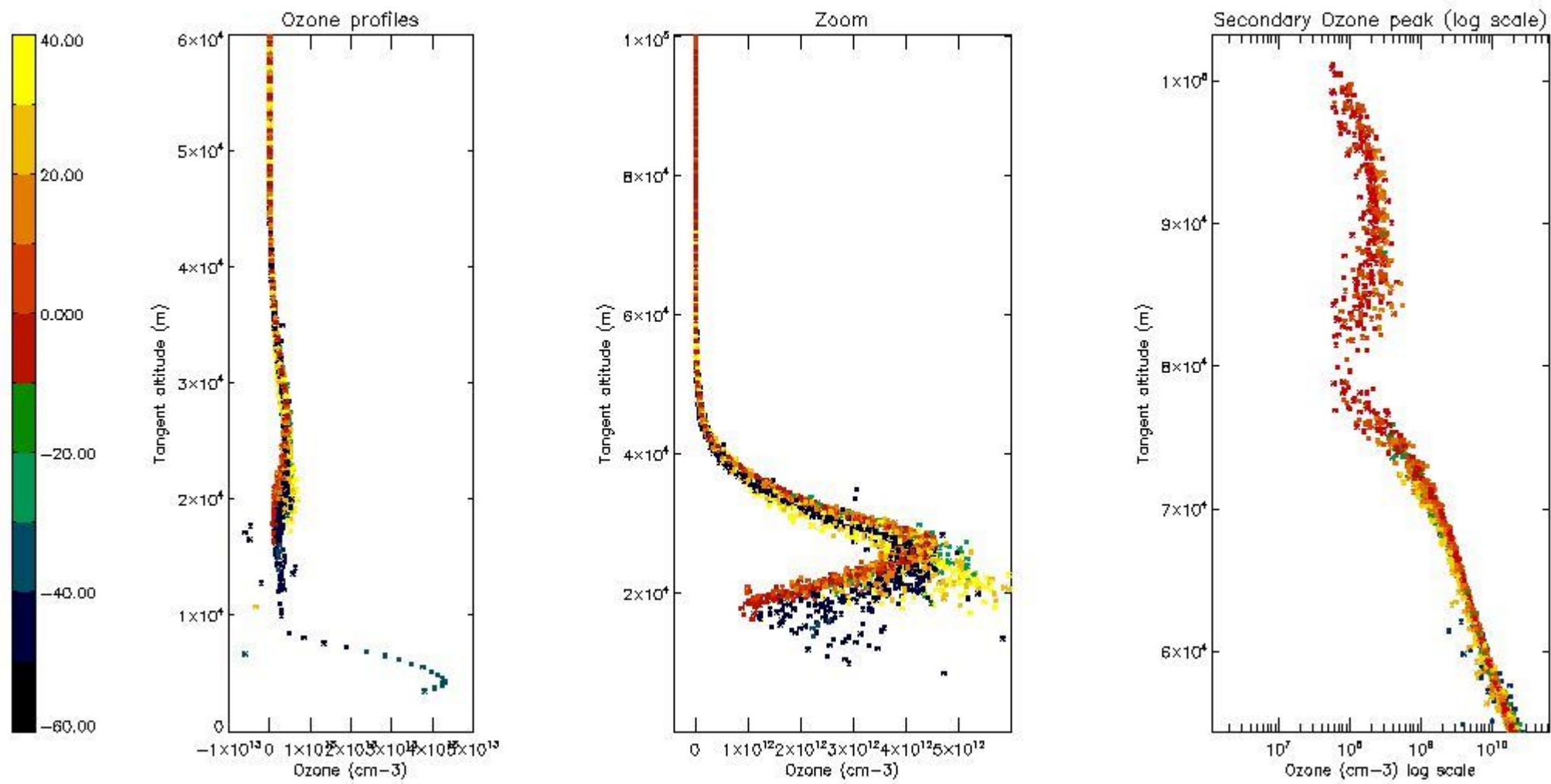
5.2 Plot ozone profiles for all STD (dark without errors)

The colorbar represents the latitude.



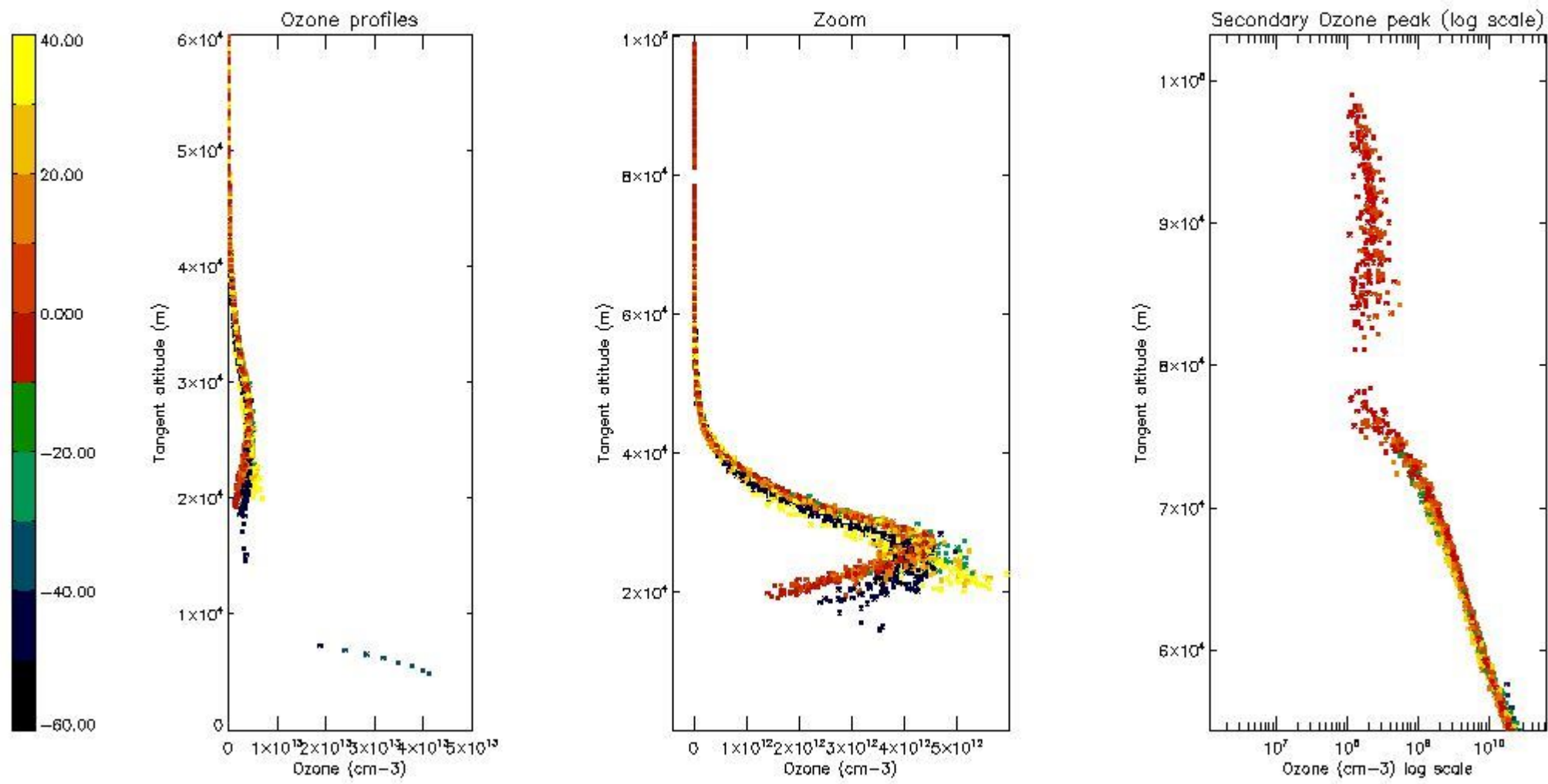
5.3 Plot ozone profiles where STD < 20% (dark without errors)

The colorbar represents the latitude.



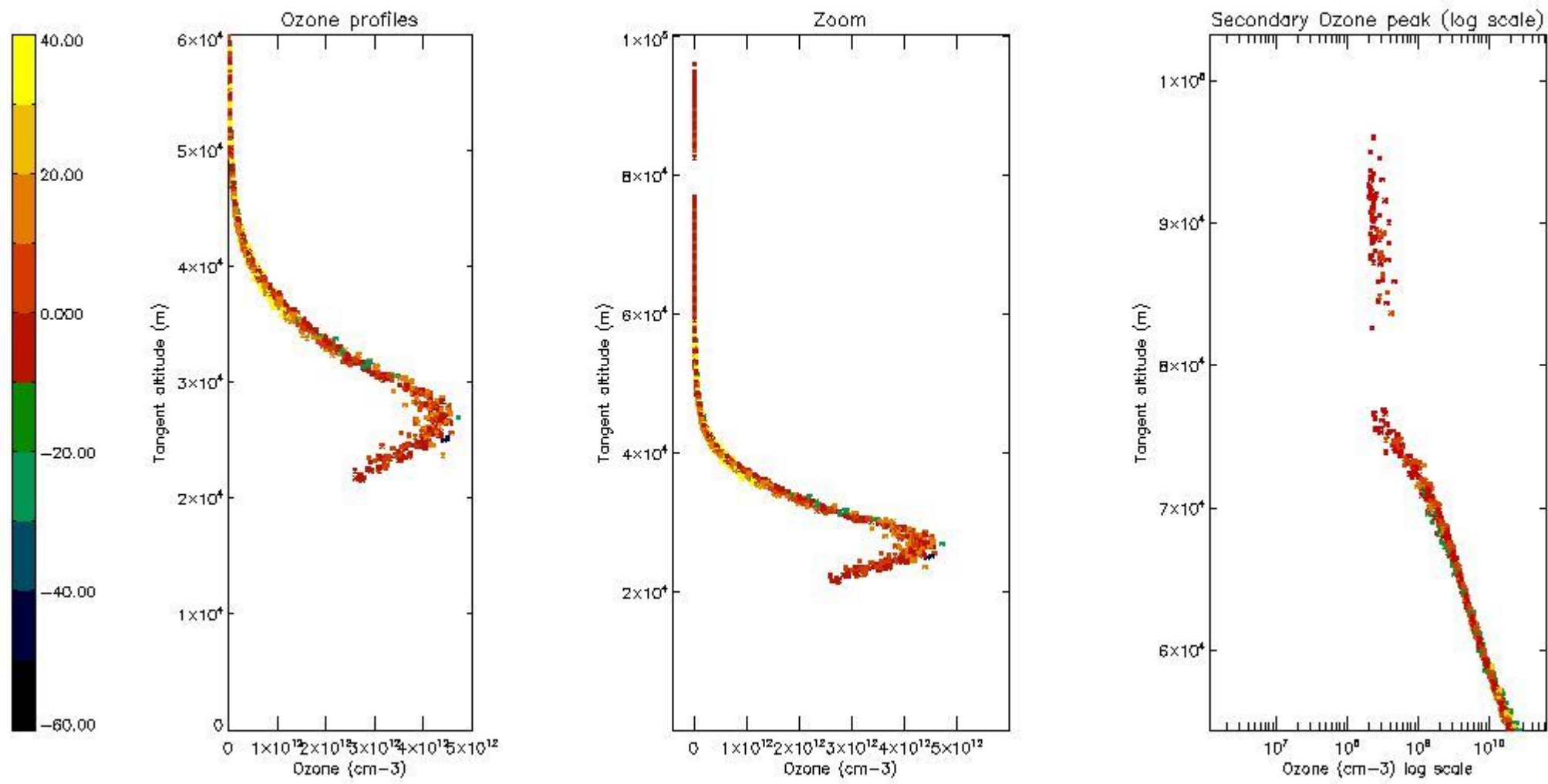
*5.4 Plot ozone profiles where STD < 10% (dark without errors)*

The colorbar represents the latitude.



*5.5 Plot ozone profiles where STD < 5% (dark without errors)*

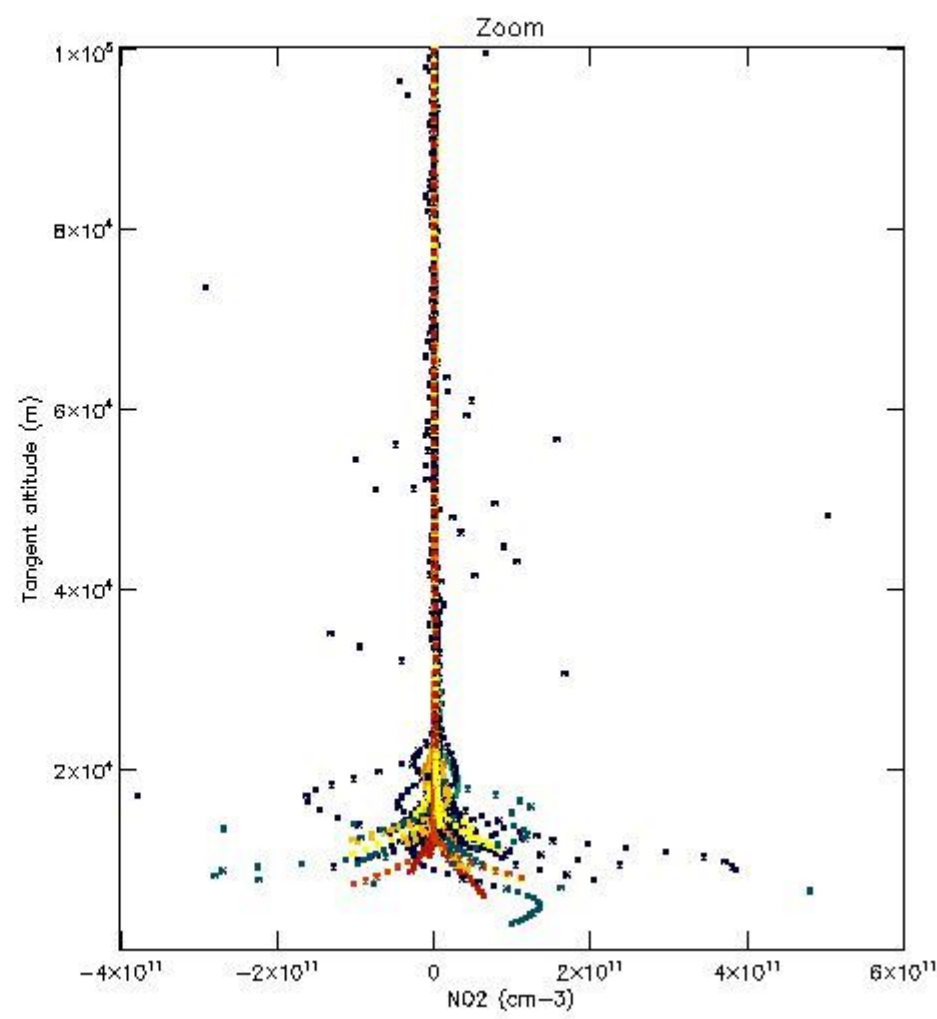
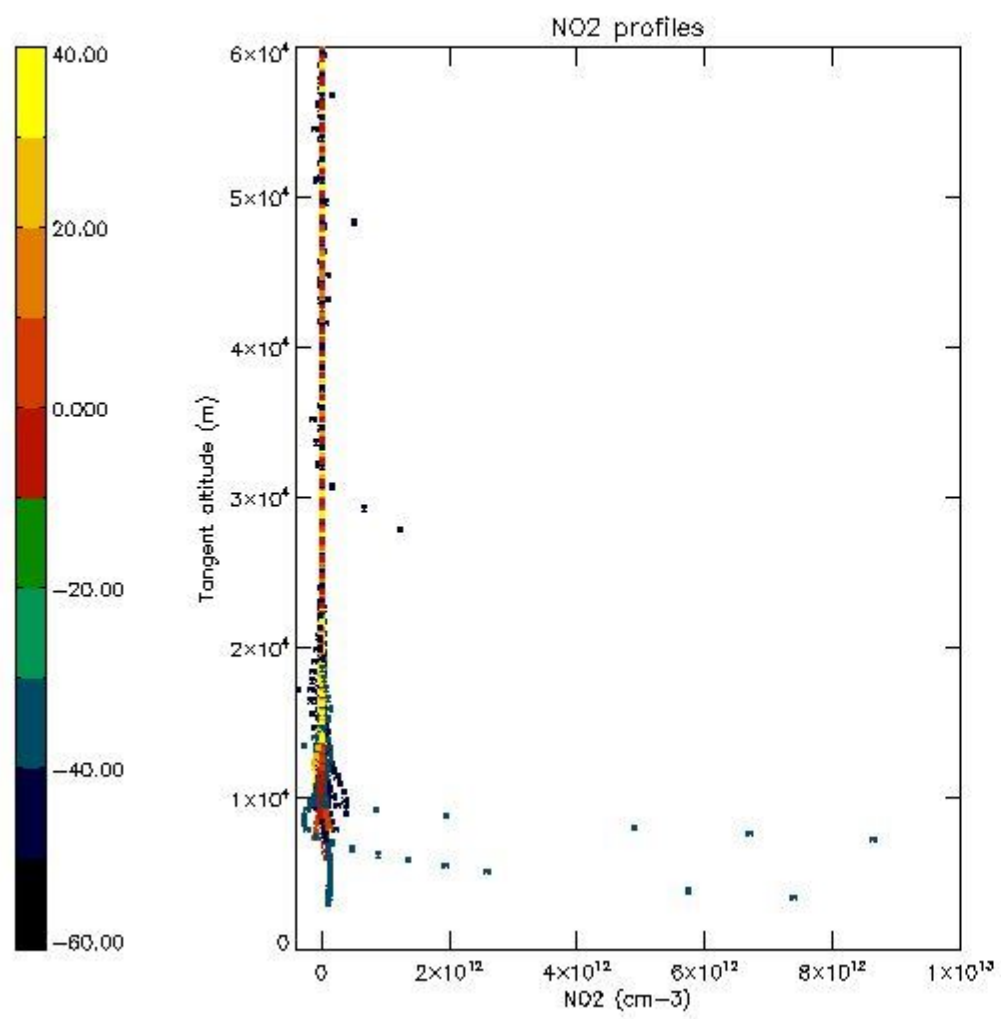
The colorbar represents the latitude.



*5.6 Plot NO<sub>2</sub> profiles for all STD (dark without errors)*

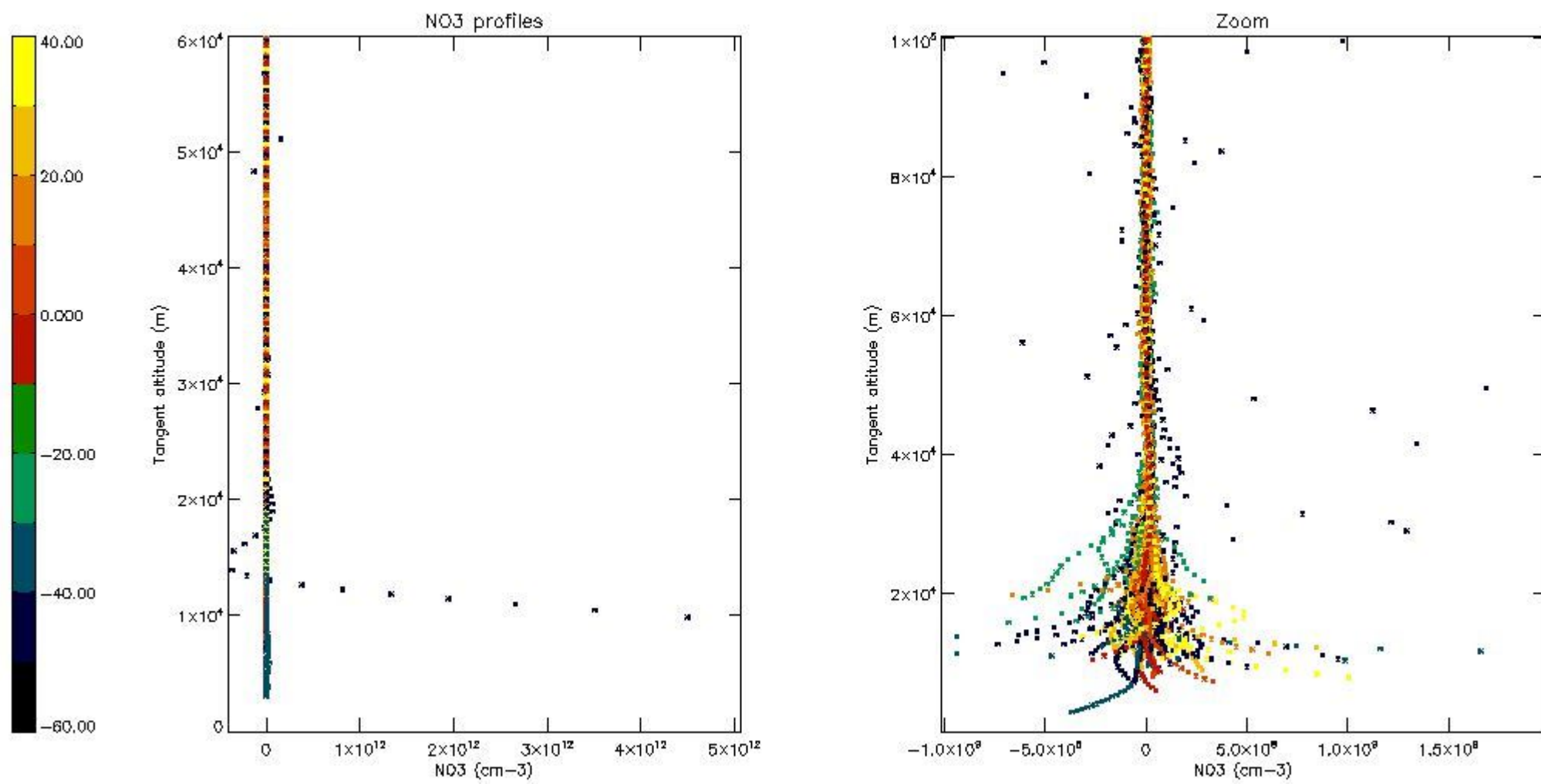
The colorbar represents the latitude.





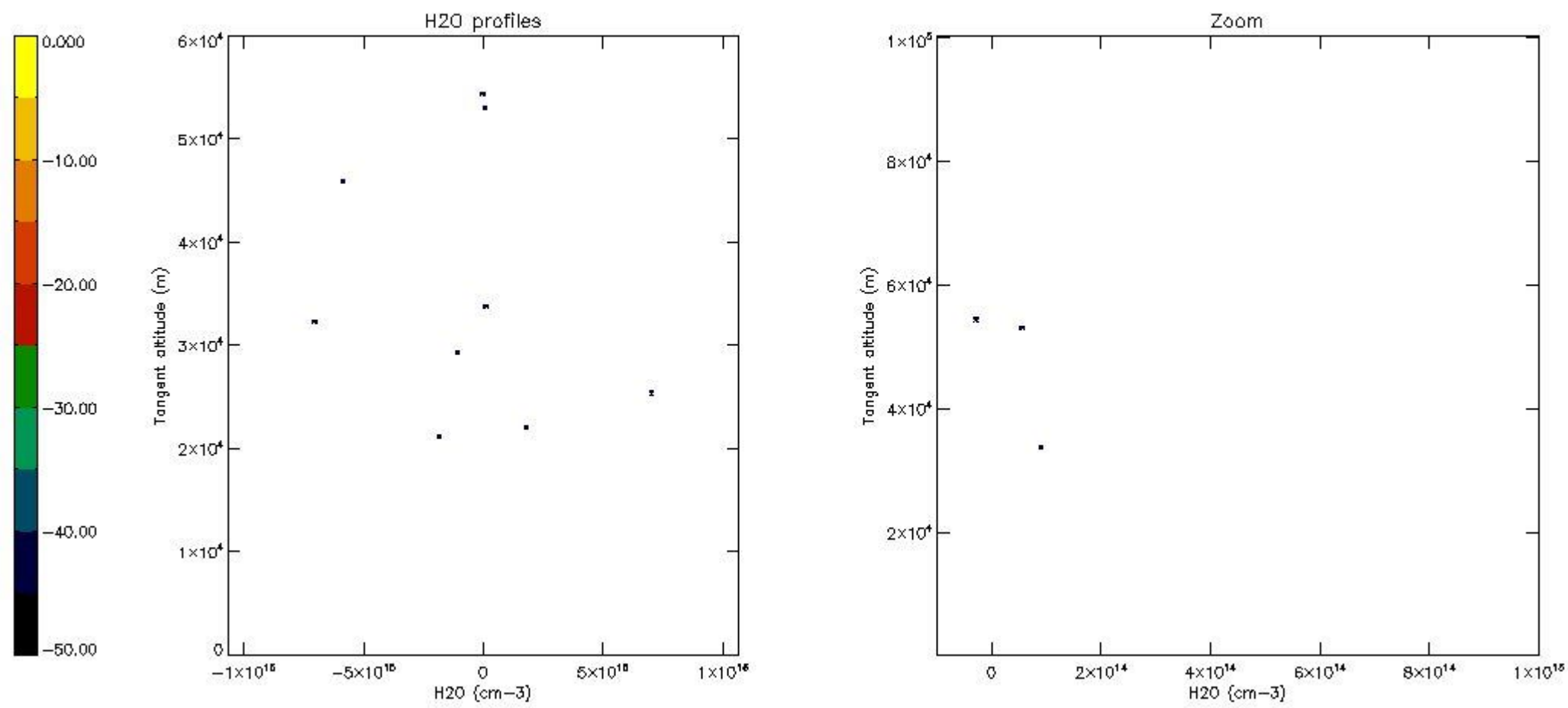
*5.7 Plot NO3 profiles for all STD (dark without errors)*

The colorbar represents the latitude.



5.8 Plot H2O profiles for all STD (only for occultations of stars 1,2,3,4,13,14,16,26,63 dark without errors)

The colorbar represents the latitude.



## 6. Auxiliary Data Files used for the production reported in section 2

The number reported in the third column indicates since which file (see list in section 2) the corresponding auxiliary file has been used. The fourth column is the date of those product files.

Type	Auxiliary Filename	Used since product	Used since product date
INST_PHYS_CHARACTERISTICS	GOM_INS_AXVIEC20091111_143220_20030716_120000_20500101_000000	1	05-FEB-2010 00:05:36
LEVEL-2_PROC_CONFIG	GOM_PR2_AXVIEC20091111_152718_20020301_000000_20500101_000000	1	05-FEB-2010 00:05:36
CROSS_SECTIONS_FILE	GOM_CRS_AXVIEC20091111_154832_20020301_000000_20500101_000000	1	05-FEB-2010 00:05:36

# GOMOS Level 2 Daily Report

## SUMMARY

### [1. General Info](#)

### [2. Summary of processed GOM\\_NL\\_2P products](#)

### [3. Level 2 Quality information per product](#)

#### [3.1 Plot of level 2 quality information per product \(time dependant\)](#)

#### [3.2 Plot of level 2 quality information per product \(world map\)](#)

### [4. Level 1 Quality information per product \(stored on level 2 products\)](#)

#### [4.1 Plot of level 1 quality information per product \(time dependant\)](#)

##### [4.1.1 Plot of level 1 quality information per product \(time dependant\): ASCENDING](#)

##### [4.1.2 Plot of level 1 quality information per product \(time dependant\): DESCENDING](#)

#### [4.2 Plot of level 1 quality information per product \(world map\)](#)

##### [4.2.1 Plot of level 1 quality information per product \(world map\): ASCENDING](#)

##### [4.2.2 Plot of level 1 quality information per product \(world map\): DESCENDING](#)

### [5. Ozone profiles based on quality statistics and other trace gas profiles](#)

#### [5.1 Ozone statistics based on quality of products](#)

#### [5.2 Plot ozone profiles for all STD \(dark without errors\)](#)

#### [5.3 Plot ozone profiles where STD < 20% \(dark without errors\)](#)

#### [5.4. Plot ozone profiles where STD < 10% \(dark without errors\)](#)

#### [5.5. Plot ozone profiles where STD < 5% \(dark without errors\)](#)

#### [5.6 Plot NO2 profiles for all STD \(dark without errors\)](#)

#### [5.7 Plot NO3 profiles for all STD \(dark without errors\)](#)

#### [5.8 Plot H2O profiles \(only for occultations of stars 1,2,3,4,13,14,16,26,63 dark without errors\) for all STD](#)

### [6. Auxiliary Data Files used for the production reported in section 2](#)



This report presents the daily analysis on parameters extracted from GOMOS level 2 data (GOM\_NL\_\_2P). It is intended to monitor some important parameters that will impact the quality of these products. A list of level 2 products (and content) that have arrived during the reporting day to the PCF is also given.

Item	Value
Time of report generation	26APR2013 17:11:12
Data source version	GOMOS/6.01
Start time of products	05-02-2010 (05FEB2010 00:00:00)
Stop time of products	06-02-2010 (06FEB2010 00:00:00)
Store outputs in DB	Yes
Nb of level 2 prods	238
Nb of prods with errors	0

## 2. Summary of processed GOM\_NL\_\_2P products.

Nr	Filename	UTC Start time	Limb	Duration	Star Id	Star Name	Star Mag	Star Temp	Nb Meas	Orbit	Prod. error
1	GOM_NL__2PRFIN20100205_000536_000000412086_00345_41481_3613.N1	05-FEB-2010 00:05:36	Bright	40.500	59	55Alp Oph	2.0800	8900.0	81	41481	No
2	GOM_NL__2PRFIN20100205_000746_000000482086_00345_41481_3614.N1	05-FEB-2010 00:07:46	Bright	48.000	126	60Bet Oph	2.7700	4250.0	96	41481	No
3	GOM_NL__2PRFIN20100205_001426_000000442086_00345_41481_3615.N1	05-FEB-2010 00:14:26	Twilight	44.000	86	35Eta Oph	2.4300	10200.	88	41481	No
4	GOM_NL__2PRFIN20100205_001856_000000502086_00345_41481_3616.N1	05-FEB-2010 00:18:56	Dark	49.500	16	21Alp Sco	1.0200	3000.0	99	41481	No
5	GOM_NL__2PRFIN20100205_002045_000000422086_00345_41481_3617.N1	05-FEB-2010 00:20:45	Dark	41.500	40	The Sco	1.8590	7100.0	83	41481	No
6	GOM_NL__2PRFIN20100205_002449_000000442086_00345_41481_3618.N1	05-FEB-2010 00:24:49	Dark	44.000	131	Gam Lup	2.8000	26000.	88	41481	No
7	GOM_NL__2PRFIN20100205_003058_000000532086_00346_41482_3612.N1	05-FEB-2010 00:30:58	Dark	52.500	10	Bet Cen	0.61000	28000.	105	41482	No
8	GOM_NL__2PRFIN20100205_003633_000000442086_00346_41482_3613.N1	05-FEB-2010 00:36:33	Dark	44.000	99	Del Cen	2.5750	26000.	88	41482	No
9	GOM_NL__2PRFIN20100205_003958_000000412086_00346_41482_3614.N1	05-FEB-2010 00:39:58	Dark	41.000	71	lot Car	2.2460	7700.0	82	41482	No
10	GOM_NL__2PRFIN20100205_004142_000000422086_00346_41482_3615.N1	05-FEB-2010 00:41:42	Dark	41.500	46	Del Vel	1.9540	10600.	83	41482	No
11	GOM_NL__2PRFIN20100205_004416_000000452086_00346_41482_3616.N1	05-FEB-2010 00:44:16	Straylight	45.000	65	Lam Vel	2.2040	4400.0	90	41482	No
12	GOM_NL__2PRFIN20100205_004615_000000412086_00346_41482_3617.N1	05-FEB-2010 00:46:15	Straylight	41.000	70	Zet Pup	2.2460	39000.	82	41482	No
13	GOM_NL__2PRFIN20100205_005035_000000412086_00346_41482_3618.N1	05-FEB-2010 00:50:35	Straylight	41.000	132	15Rho Pup	2.8030	6900.0	82	41482	No
14	GOM_NL__2PRFIN20100205_005912_000000512086_00346_41482_3619.N1	05-FEB-2010 00:59:12	Twilight	51.000	8	10Alp CMi	0.40000	6500.0	102	41482	No
15	GOM_NL__2PRFIN20100205_010544_000000412086_00346_41482_3620.N1	05-FEB-2010 01:05:44	Bright	41.000	17	78Bet Gem	1.1610	4500.0	82	41482	No
16	GOM_NL__2PRFIN20100205_012556_000000422086_00346_41482_3621.N1	05-FEB-2010 01:25:56	Bright	41.500	60	7Bet UMi	2.0810	3950.0	83	41482	No
17	GOM_NL__2PRFIN20100205_013043_000000442086_00346_41482_3622.N1	05-FEB-2010 01:30:43	Bright	43.500	119	14Eta Dra	2.7270	4700.0	87	41482	No
18	GOM_NL__2PRFIN20100205_013403_000000372086_00346_41482_3623.N1	05-FEB-2010 01:34:03	Bright	37.000	130	23Bet Dra	2.7990	5800.0	74	41482	No
19	GOM_NL__2PRFIN20100205_014612_000000392086_00346_41482_3624.N1	05-FEB-2010 01:46:12	Bright	39.000	59	55Alp Oph	2.0800	8900.0	78	41482	No
20	GOM_NL__2PRFIN20100205_014822_000000402086_00346_41482_3625.N1	05-FEB-2010 01:48:22	Bright	40.000	126	60Bet Oph	2.7700	4250.0	80	41482	No
21	GOM_NL__2PRFIN20100205_015503_000000432086_00346_41482_3626.N1	05-FEB-2010 01:55:03	Twilight	43.000	86	35Eta Oph	2.4300	10200.	86	41482	No
22	GOM_NL__2PRFIN20100205_015933_000000472086_00346_41482_3627.N1	05-FEB-2010 01:59:33	Dark	47.000	16	21Alp Sco	1.0200	3000.0	94	41482	No
23	GOM_NL__2PRFIN20100205_020121_000000442086_00346_41482_3628.N1	05-FEB-2010 02:01:21	Dark	44.000	40	The Sco	1.8590	7100.0	88	41482	No
24	GOM_NL__2PRFIN20100205_020525_000000472086_00346_41482_3629.N1	05-FEB-2010 02:05:25	Dark	47.000	131	Gam Lup	2.8000	26000.	94	41482	No
25	GOM_NL__2PRFIN20100205_021135_000000472086_00347_41483_3620.N1	05-FEB-2010 02:11:35	Dark	47.000	10	Bet Cen	0.61000	28000.	94	41483	No
26	GOM_NL__2PRFIN20100205_021709_000000432086_00347_41483_3621.N1	05-FEB-2010 02:17:09	Dark	43.000	99	Del Cen	2.5750	26000.	86	41483	No
27	GOM_NL__2PRFIN20100205_022218_000000472086_00347_41483_3622.N1	05-FEB-2010 02:22:18	Dark	47.000	46	Del Vel	1.9540	10600.	94	41483	No
28	GOM_NL__2PRFIN20100205_022452_000000462086_00347_41483_3623.N1	05-FEB-2010 02:24:52	Straylight	45.500	65	Lam Vel	2.2040	4400.0	91	41483	No
29	GOM_NL__2PRFIN20100205_022651_000000422086_00347_41483_3624.N1	05-FEB-2010 02:26:51	Straylight	42.000	70	Zet Pup	2.2460	39000.	84	41483	No
30	GOM_NL__2PRFIN20100205_023948_000000472086_00347_41483_3625.N1	05-FEB-2010 02:39:48	Twilight	46.500	8	10Alp CMi	0.40000	6500.0	93	41483	No
31	GOM_NL__2PRFIN20100205_024620_000000412086_00347_41483_3626.N1	05-FEB-2010 02:46:20	Bright	41.000	17	78Bet Gem	1.1610	4500.0	82	41483	No
32	GOM_NL__2PRFIN20100205_030632_000000412086_00347_41483_3627.N1	05-FEB-2010 03:06:32	Bright	40.500	60	7Bet UMi	2.0810	3950.0	81	41483	No
33	GOM_NL__2PRFIN20100205_031119_000000442086_00347_41483_3628.N1	05-FEB-2010 03:11:19	Bright	43.500	119	14Eta Dra	2.7270	4700.0	87	41483	No
34	GOM_NL__2PRFIN20100205_031439_000000372086_00347_41483_3629.N1	05-FEB-2010 03:14:39	Bright	37.000	130	23Bet Dra	2.7990	5800.0	74	41483	No
35	GOM_NL__2PRFIN20100205_031826_000000372086_00347_41483_3630.N1	05-FEB-2010 03:18:26	Bright	37.000	5	3Alp Lyr	0.033000	11000.	74	41483	No
36	GOM_NL__2PRFIN20100205_033539_000000432086_00347_41483_3631.N1	05-FEB-2010 03:35:39	Twilight	42.500	86	35Eta Oph	2.4300	10200.	85	41483	No
37	GOM_NL__2PRFIN20100205_034009_000000542086_00347_41483_3632.N1	05-FEB-2010 03:40:09	Dark	53.500	16	21Alp Sco	1.0200	3000.0	107	41483	No
38	GOM_NL__2PRFIN20100205_034158_000000422086_00347_41483_3633.N1	05-FEB-2010 03:41:58	Dark	42.000	40	The Sco	1.8590	7100.0	84	41483	No
39	GOM_NL__2PRFIN20100205_035211_000000412086_00348_41484_3628.N1	05-FEB-2010 03:52:11	Dark	41.000	10	Bet Cen	0.61000	28000.	82	41484	No
40	GOM_NL__2PRFIN20100205_035746_000000452086_00348_41484_3629.N1	05-FEB-2010 03:57:46	Dark	45.000	99	Del Cen	2.5750	26000.	90	41484	No
41	GOM_NL__2PRFIN20100205_040254_000000442086_00348_41484_3630.N1	05-FEB-2010 04:02:54	Dark	43.500	46	Del Vel	1.9540	10600.	87	41484	No
42	GOM_NL__2PRFIN20100205_040728_000000412086_00348_41484_3631.N1	05-FEB-2010 04:07:28	Straylight	41.000	70	Zet Pup	2.2460	39000.	82	41484	No

43	GOM_NL__2PRFIN20100205_042024_000000482086_00348_41484_3632.N1	05-FEB-2010 04:20:24	Twilight	48.000	8	10Alp CMI	0.40000	6500.0	96	41484	No
44	GOM_NL__2PRFIN20100205_042656_000000412086_00348_41484_3633.N1	05-FEB-2010 04:26:56	Bright	41.000	17	78Bet Gem	1.1610	4500.0	82	41484	No
45	GOM_NL__2PRFIN20100205_044418_000000372086_00348_41484_3634.N1	05-FEB-2010 04:44:18	Bright	36.500	49	1Alp UMi	1.9900	6300.0	73	41484	No
46	GOM_NL__2PRFIN20100205_044708_000000402086_00348_41484_3635.N1	05-FEB-2010 04:47:08	Bright	40.000	60	7Bet UMi	2.0810	3950.0	80	41484	No
47	GOM_NL__2PRFIN20100205_045154_000000442086_00348_41484_3636.N1	05-FEB-2010 04:51:54	Bright	43.500	119	14Eta Dra	2.7270	4700.0	87	41484	No
48	GOM_NL__2PRFIN20100205_045515_000000392086_00348_41484_3637.N1	05-FEB-2010 04:55:15	Bright	39.000	130	23Bet Dra	2.7990	5800.0	78	41484	No
49	GOM_NL__2PRFIN20100205_045902_000000362086_00348_41484_3638.N1	05-FEB-2010 04:59:02	Bright	36.000	5	3Alp Lyr	0.033000	11000.	72	41484	No
50	GOM_NL__2PRFIN20100205_050725_000000392086_00348_41484_3639.N1	05-FEB-2010 05:07:25	Bright	39.000	59	55Alp Oph	2.0800	8900.0	78	41484	No
51	GOM_NL__2PRFIN20100205_050935_000000402086_00348_41484_3640.N1	05-FEB-2010 05:09:35	Bright	40.000	126	60Bet Oph	2.7700	4250.0	80	41484	No
52	GOM_NL__2PRFIN20100205_051616_000000462086_00348_41484_3641.N1	05-FEB-2010 05:16:16	Twilight	45.500	86	35Eta Oph	2.4300	10200.	91	41484	No
53	GOM_NL__2PRFIN20100205_052047_000000512086_00348_41484_3642.N1	05-FEB-2010 05:20:47	Dark	50.500	16	21Alp Sco	1.0200	3000.0	101	41484	No
54	GOM_NL__2PRFIN20100205_052234_000000402086_00348_41484_3643.N1	05-FEB-2010 05:22:34	Dark	39.500	40	The Sco	1.8590	7100.0	79	41484	No
55	GOM_NL__2PRFIN20100205_053248_000000422086_00349_41485_3636.N1	05-FEB-2010 05:32:48	Dark	42.000	10	Bet Cen	0.61000	28000.	84	41485	No
56	GOM_NL__2PRFIN20100205_053608_000000502086_00349_41485_3637.N1	05-FEB-2010 05:36:08	Dark	50.000	12	Alp1Cru	0.77500	30000.	100	41485	No
57	GOM_NL__2PRFIN20100205_053823_000000462086_00349_41485_3638.N1	05-FEB-2010 05:38:23	Dark	45.500	99	Del Cen	2.5750	26000.	91	41485	No
58	GOM_NL__2PRFIN20100205_054330_000000432086_00349_41485_3639.N1	05-FEB-2010 05:43:30	Dark	42.500	46	Del Vel	1.9540	10600.	85	41485	No
59	GOM_NL__2PRFIN20100205_054605_000000472086_00349_41485_3640.N1	05-FEB-2010 05:46:05	Straylight	46.500	65	Lam Vel	2.2040	4400.0	93	41485	No
60	GOM_NL__2PRFIN20100205_055224_000000402086_00349_41485_3641.N1	05-FEB-2010 05:52:24	Straylight	40.000	132	15Rho Pup	2.8030	6900.0	80	41485	No
61	GOM_NL__2PRFIN20100205_060100_000000492086_00349_41485_3642.N1	05-FEB-2010 06:01:00	Twilight	49.000	8	10Alp CMI	0.40000	6500.0	98	41485	No
62	GOM_NL__2PRFIN20100205_060732_000000412086_00349_41485_3643.N1	05-FEB-2010 06:07:32	Bright	40.500	17	78Bet Gem	1.1610	4500.0	81	41485	No
63	GOM_NL__2PRFIN20100205_062743_000000362086_00349_41485_3644.N1	05-FEB-2010 06:27:43	Bright	36.000	60	7Bet UMi	2.0810	3950.0	72	41485	No
64	GOM_NL__2PRFIN20100205_063230_000000412086_00349_41485_3645.N1	05-FEB-2010 06:32:30	Bright	41.000	119	14Eta Dra	2.7270	4700.0	82	41485	No
65	GOM_NL__2PRFIN20100205_063551_000000422086_00349_41485_3646.N1	05-FEB-2010 06:35:51	Bright	41.500	130	23Bet Dra	2.7990	5800.0	83	41485	No
66	GOM_NL__2PRFIN20100205_064801_000000402086_00349_41485_3647.N1	05-FEB-2010 06:48:01	Bright	40.000	59	55Alp Oph	2.0800	8900.0	80	41485	No
67	GOM_NL__2PRFIN20100205_065011_000000562086_00349_41485_3648.N1	05-FEB-2010 06:50:11	Bright	56.000	126	60Bet Oph	2.7700	4250.0	112	41485	No
68	GOM_NL__2PRFIN20100205_065652_000000442086_00349_41485_3649.N1	05-FEB-2010 06:56:52	Twilight	44.000	86	35Eta Oph	2.4300	10200.	88	41485	No
69	GOM_NL__2PRFIN20100205_070123_000000482086_00349_41485_3650.N1	05-FEB-2010 07:01:23	Dark	47.500	16	21Alp Sco	1.0200	3000.0	95	41485	No
70	GOM_NL__2PRFIN20100205_070311_000000422086_00349_41485_3651.N1	05-FEB-2010 07:03:11	Dark	41.500	40	The Sco	1.8590	7100.0	83	41485	No
71	GOM_NL__2PRFIN20100205_070716_000000472086_00349_41485_3652.N1	05-FEB-2010 07:07:16	Dark	46.500	131	Gam Lup	2.8000	26000.	93	41485	No
72	GOM_NL__2PRFIN20100205_071325_000000412086_00350_41486_3664.N1	05-FEB-2010 07:13:25	Dark	41.000	10	Bet Cen	0.61000	28000.	82	41486	No
73	GOM_NL__2PRFIN20100205_071617_000000432086_00350_41486_3665.N1	05-FEB-2010 07:16:17	Dark	42.500	20	Bet Cru	1.2530	30000.	85	41486	No
74	GOM_NL__2PRFIN20100205_071738_000000482086_00350_41486_3666.N1	05-FEB-2010 07:17:38	Dark	47.500	64	Gam Cen	2.2000	10600.	95	41486	No
75	GOM_NL__2PRFIN20100205_072224_000000462086_00350_41486_3667.N1	05-FEB-2010 07:22:24	Dark	46.000	71	lot Car	2.2460	7700.0	92	41486	No
76	GOM_NL__2PRFIN20100205_072407_000000412086_00350_41486_3668.N1	05-FEB-2010 07:24:07	Dark	41.000	46	Del Vel	1.9540	10600.	82	41486	No
77	GOM_NL__2PRFIN20100205_072840_000000412086_00350_41486_3669.N1	05-FEB-2010 07:28:40	Straylight	41.000	70	Zet Pup	2.2460	39000.	82	41486	No
78	GOM_NL__2PRFIN20100205_073300_000000422086_00350_41486_3670.N1	05-FEB-2010 07:33:00	Straylight	41.500	132	15Rho Pup	2.8030	6900.0	83	41486	No
79	GOM_NL__2PRFIN20100205_074808_000000412086_00350_41486_3671.N1	05-FEB-2010 07:48:08	Bright	40.500	17	78Bet Gem	1.1610	4500.0	81	41486	No
80	GOM_NL__2PRFIN20100205_080530_000000382086_00350_41486_3672.N1	05-FEB-2010 08:05:30	Bright	38.000	49	1Alp UMi	1.9900	6300.0	76	41486	No
81	GOM_NL__2PRFIN20100205_080819_000000422086_00350_41486_3673.N1	05-FEB-2010 08:08:19	Bright	41.500	60	7Bet UMi	2.0810	3950.0	83	41486	No
82	GOM_NL__2PRFIN20100205_081306_000000432086_00350_41486_3674.N1	05-FEB-2010 08:13:06	Bright	43.000	119	14Eta Dra	2.7270	4700.0	86	41486	No
83	GOM_NL__2PRFIN20100205_081626_000000362086_00350_41486_3675.N1	05-FEB-2010 08:16:26	Bright	36.000	130	23Bet Dra	2.7990	5800.0	72	41486	No
84	GOM_NL__2PRFIN20100205_083047_000000442086_00350_41486_3676.N1	05-FEB-2010 08:30:47	Bright	43.500	126	60Bet Oph	2.7700	4250.0	87	41486	No
85	GOM_NL__2PRFIN20100205_083729_000000452086_00350_41486_3677.N1	05-FEB-2010 08:37:29	Twilight	45.000	86	35Eta Oph	2.4300	10200.	90	41486	No
86	GOM_NL__2PRFIN20100205_084200_000000472086_00350_41486_3678.N1	05-FEB-2010 08:42:00	Dark	46.500	16	21Alp Sco	1.0200	3000.0	93	41486	No
87	GOM_NL__2PRFIN20100205_084347_000000472086_00350_41486_3679.N1	05-FEB-2010 08:43:47	Dark	46.500	40	The Sco	1.8590	7100.0	93	41486	No
88	GOM_NL__2PRFIN20100205_084753_000000452086_00350_41486_3680.N1	05-FEB-2010 08:47:53	Dark	44.500	131	Gam Lup	2.8000	26000.	89	41486	No
89	GOM_NL__2PRFIN20100205_085401_000000422086_00351_41487_3672.N1	05-FEB-2010 08:54:01	Dark	42.000	10	Bet Cen	0.61000	28000.	84	41487	No
90	GOM_NL__2PRFIN20100205_085653_000000422086_00351_41487_3673.N1	05-FEB-2010 08:56:53	Dark	41.500	20	Bet Cru	1.2530	30000.	83	41487	No
91	GOM_NL__2PRFIN20100205_085815_000000472086_00351_41487_3674.N1	05-FEB-2010 08:58:15	Dark	46.500	64	Gam Cen	2.2000	10600.	93	41487	No
92	GOM_NL__2PRFIN20100205_090300_000000462086_00351_41487_3675.N1	05-FEB-2010 09:03:00	Dark	45.500	71	lot Car	2.2460	7700.0	91	41487	No
93	GOM_NL__2PRFIN20100205_090443_000000442086_00351_41487_3676.N1	05-FEB-2010 09:04:43	Dark	43.500	46	Del Vel	1.9540	10600.	87	41487	No
94	GOM_NL__2PRFIN20100205_090718_000000442086_00351_41487_3677.N1	05-FEB-2010 09:07:18	Straylight	43.500	65	Lam Vel	2.2040	4400.0	87	41487	No
95	GOM_NL__2PRFIN20100205_092844_000000402086_00351_41487_3678.N1	05-FEB-2010 09:28:44	Bright	40.000	17	78Bet Gem	1.1610	4500.0	80	41487	No
96	GOM_NL__2PRFIN20100205_094606_000000392086_00351_41487_3679.N1	05-FEB-2010 09:46:06	Bright	38.500	49	1Alp UMi	1.9900	6300.0	77	41487	No
97	GOM_NL__2PRFIN20100205_095703_000000362086_00351_41487_3680.N1	05-FEB-2010 09:57:03	Bright	36.000	130	23Bet Dra	2.7990	5800.0	72	41487	No
98	GOM_NL__2PRFIN20100205_102237_000000532086_00351_41487_3681.N1	05-FEB-2010 10:22:37	Dark	53.000	16	21Alp Sco	1.0200	3000.0	106	41487	No
99	GOM_NL__2PRFIN20100205_103437_000000432086_00352_41488_3680.N1	05-FEB-2010 10:34:37	Dark	42.500	10	Bet Cen	0.61000	28000.	85	41488	No
100	GOM_NL__2PRFIN20100205_103730_000000422086_00352_41488_3681.N1	05-FEB-2010 10:37:30	Dark	41.500	20	Bet Cru	1.2530	30000.	83	41488	No
101	GOM_NL__2PRFIN20100205_103851_000000472086_00352_41488_3682.N1	05-FEB-2010 10:38:51	Dark	46.500	64	Gam Cen	2.2000	10600.	93	41488	No

102	GOM_NL__2PRFIN20100205_104040_000000392086_00352_41488_3683.N1	05-FEB-2010 10:40:40	Dark	38.500	124	The Car	2.7640	30000.	77	41488	No
103	GOM_NL__2PRFIN20100205_104336_000000442086_00352_41488_3684.N1	05-FEB-2010 10:43:36	Dark	44.000	71	lot Car	2.2460	7700.0	88	41488	No
104	GOM_NL__2PRFIN20100205_104519_000000442086_00352_41488_3685.N1	05-FEB-2010 10:45:19	Dark	44.000	46	Del Vel	1.9540	10600.	88	41488	No
105	GOM_NL__2PRFIN20100205_104754_000000472086_00352_41488_3686.N1	05-FEB-2010 10:47:54	Straylight	47.000	65	Lam Vel	2.2040	4400.0	94	41488	No
106	GOM_NL__2PRFIN20100205_104952_000000412086_00352_41488_3687.N1	05-FEB-2010 10:49:52	Straylight	40.500	70	Zet Pup	2.2460	39000.	81	41488	No
107	GOM_NL__2PRFIN20100205_105412_000000422086_00352_41488_3688.N1	05-FEB-2010 10:54:12	Straylight	42.000	132	15Rho Pup	2.8030	6900.0	84	41488	No
108	GOM_NL__2PRFIN20100205_110248_000000472086_00352_41488_3689.N1	05-FEB-2010 11:02:48	Tw_i_and_stray	46.500	8	10Alp CMi	0.40000	6500.0	93	41488	No
109	GOM_NL__2PRFIN20100205_110920_000000412086_00352_41488_3690.N1	05-FEB-2010 11:09:20	Bright	40.500	17	78Bet Gem	1.1610	4500.0	81	41488	No
110	GOM_NL__2PRFIN20100205_112642_000000352086_00352_41488_3691.N1	05-FEB-2010 11:26:42	Bright	35.000	49	1Alp UMi	1.9900	6300.0	70	41488	No
111	GOM_NL__2PRFIN20100205_112930_000000422086_00352_41488_3692.N1	05-FEB-2010 11:29:30	Bright	42.000	60	7Bet UMi	2.0810	3950.0	84	41488	No
112	GOM_NL__2PRFIN20100205_113417_000000442086_00352_41488_3693.N1	05-FEB-2010 11:34:17	Bright	44.000	119	14Eta Dra	2.7270	4700.0	88	41488	No
113	GOM_NL__2PRFIN20100205_113738_000000402086_00352_41488_3694.N1	05-FEB-2010 11:37:38	Bright	40.000	130	23Bet Dra	2.7990	5800.0	80	41488	No
114	GOM_NL__2PRFIN20100205_114126_000000392086_00352_41488_3695.N1	05-FEB-2010 11:41:26	Bright	39.000	5	3Alp Lyr	0.033000	11000.	78	41488	No
115	GOM_NL__2PRFIN20100205_114950_000000422086_00352_41488_3696.N1	05-FEB-2010 11:49:50	Bright	41.500	59	55Alp Oph	2.0800	8900.0	83	41488	No
116	GOM_NL__2PRFIN20100205_115200_000000562086_00352_41488_3697.N1	05-FEB-2010 11:52:00	Bright	56.000	126	60Bet Oph	2.7700	4250.0	112	41488	No
117	GOM_NL__2PRFIN20100205_115842_000000442086_00352_41488_3698.N1	05-FEB-2010 11:58:42	Tw_i_and_stray	44.000	86	35Eta Oph	2.4300	10200.	88	41488	No
118	GOM_NL__2PRFIN20100205_120314_000000622086_00352_41488_3699.N1	05-FEB-2010 12:03:14	Dark	62.000	16	21Alp Sco	1.0200	3000.0	124	41488	No
119	GOM_NL__2PRFIN20100205_121514_000000442086_00353_41489_3688.N1	05-FEB-2010 12:15:14	Dark	44.000	10	Bet Cen	0.61000	28000.	88	41489	No
120	GOM_NL__2PRFIN20100205_121806_000000432086_00353_41489_3689.N1	05-FEB-2010 12:18:06	Dark	43.000	20	Bet Cru	1.2530	30000.	86	41489	No
121	GOM_NL__2PRFIN20100205_121929_000000542086_00353_41489_3690.N1	05-FEB-2010 12:19:29	Dark	53.500	64	Gam Cen	2.2000	10600.	107	41489	No
122	GOM_NL__2PRFIN20100205_122412_000000392086_00353_41489_3691.N1	05-FEB-2010 12:24:12	Dark	38.500	71	lot Car	2.2460	7700.0	77	41489	No
123	GOM_NL__2PRFIN20100205_122555_000000432086_00353_41489_3692.N1	05-FEB-2010 12:25:55	Dark	43.000	46	Del Vel	1.9540	10600.	86	41489	No
124	GOM_NL__2PRFIN20100205_122830_000000462086_00353_41489_3693.N1	05-FEB-2010 12:28:30	Straylight	45.500	65	Lam Vel	2.2040	4400.0	91	41489	No
125	GOM_NL__2PRFIN20100205_123028_000000402086_00353_41489_3694.N1	05-FEB-2010 12:30:28	Straylight	39.500	70	Zet Pup	2.2460	39000.	79	41489	No
126	GOM_NL__2PRFIN20100205_123448_000000412086_00353_41489_3695.N1	05-FEB-2010 12:34:48	Straylight	40.500	132	15Rho Pup	2.8030	6900.0	81	41489	No
127	GOM_NL__2PRFIN20100205_124324_000000482086_00353_41489_3696.N1	05-FEB-2010 12:43:24	Tw_i_and_stray	47.500	8	10Alp CMi	0.40000	6500.0	95	41489	No
128	GOM_NL__2PRFIN20100205_124956_000000402086_00353_41489_3697.N1	05-FEB-2010 12:49:56	Bright	40.000	17	78Bet Gem	1.1610	4500.0	80	41489	No
129	GOM_NL__2PRFIN20100205_130717_000000342086_00353_41489_3698.N1	05-FEB-2010 13:07:17	Bright	34.000	49	1Alp UMi	1.9900	6300.0	68	41489	No
130	GOM_NL__2PRFIN20100205_131006_000000402086_00353_41489_3699.N1	05-FEB-2010 13:10:06	Bright	40.000	60	7Bet UMi	2.0810	3950.0	80	41489	No
131	GOM_NL__2PRFIN20100205_131453_000000422086_00353_41489_3700.N1	05-FEB-2010 13:14:53	Bright	42.000	119	14Eta Dra	2.7270	4700.0	84	41489	No
132	GOM_NL__2PRFIN20100205_131814_000000402086_00353_41489_3701.N1	05-FEB-2010 13:18:14	Bright	40.000	130	23Bet Dra	2.7990	5800.0	80	41489	No
133	GOM_NL__2PRFIN20100205_132202_000000422086_00353_41489_3702.N1	05-FEB-2010 13:22:02	Bright	42.000	5	3Alp Lyr	0.033000	11000.	84	41489	No
134	GOM_NL__2PRFIN20100205_133026_000000572086_00353_41489_3703.N1	05-FEB-2010 13:30:26	Bright	57.000	59	55Alp Oph	2.0800	8900.0	114	41489	No
135	GOM_NL__2PRFIN20100205_133236_000000412086_00353_41489_3704.N1	05-FEB-2010 13:32:36	Bright	41.000	126	60Bet Oph	2.7700	4250.0	82	41489	No
136	GOM_NL__2PRFIN20100205_133918_000000442086_00353_41489_3705.N1	05-FEB-2010 13:39:18	Tw_i_and_stray	44.000	86	35Eta Oph	2.4300	10200.	88	41489	No
137	GOM_NL__2PRFIN20100205_134350_000000502086_00353_41489_3706.N1	05-FEB-2010 13:43:50	Dark	49.500	16	21Alp Sco	1.0200	3000.0	99	41489	No
138	GOM_NL__2PRFIN20100205_134535_000000412086_00353_41489_3707.N1	05-FEB-2010 13:45:35	Dark	41.000	40	The Sco	1.8590	7100.0	82	41489	No
139	GOM_NL__2PRFIN20100205_134943_000000442086_00353_41489_3708.N1	05-FEB-2010 13:49:43	Dark	44.000	131	Gam Lup	2.8000	26000.	88	41489	No
140	GOM_NL__2PRFIN20100205_135550_000000452086_00354_41490_3696.N1	05-FEB-2010 13:55:50	Dark	45.000	10	Bet Cen	0.61000	28000.	90	41490	No
141	GOM_NL__2PRFIN20100205_135843_000000452086_00354_41490_3697.N1	05-FEB-2010 13:58:43	Dark	45.000	20	Bet Cru	1.2530	30000.	90	41490	No
142	GOM_NL__2PRFIN20100205_140005_000000472086_00354_41490_3698.N1	05-FEB-2010 14:00:05	Dark	47.000	64	Gam Cen	2.2000	10600.	94	41490	No
143	GOM_NL__2PRFIN20100205_140152_000000382086_00354_41490_3699.N1	05-FEB-2010 14:01:52	Dark	38.000	124	The Car	2.7640	30000.	76	41490	No
144	GOM_NL__2PRFIN20100205_140449_000000392086_00354_41490_3700.N1	05-FEB-2010 14:04:49	Dark	38.500	71	lot Car	2.2460	7700.0	77	41490	No
145	GOM_NL__2PRFIN20100205_140632_000000392086_00354_41490_3701.N1	05-FEB-2010 14:06:32	Dark	39.000	46	Del Vel	1.9540	10600.	78	41490	No
146	GOM_NL__2PRFIN20100205_140907_000000462086_00354_41490_3702.N1	05-FEB-2010 14:09:07	Straylight	45.500	65	Lam Vel	2.2040	4400.0	91	41490	No
147	GOM_NL__2PRFIN20100205_141104_000000422086_00354_41490_3703.N1	05-FEB-2010 14:11:04	Straylight	42.000	70	Zet Pup	2.2460	39000.	84	41490	No
148	GOM_NL__2PRFIN20100205_141524_000000412086_00354_41490_3704.N1	05-FEB-2010 14:15:24	Straylight	40.500	132	15Rho Pup	2.8030	6900.0	81	41490	No
149	GOM_NL__2PRFIN20100205_142400_000000462086_00354_41490_3705.N1	05-FEB-2010 14:24:00	Tw_i_and_stray	45.500	8	10Alp CMi	0.40000	6500.0	91	41490	No
150	GOM_NL__2PRFIN20100205_143032_000000402086_00354_41490_3706.N1	05-FEB-2010 14:30:32	Bright	40.000	17	78Bet Gem	1.1610	4500.0	80	41490	No
151	GOM_NL__2PRFIN20100205_144753_000000342086_00354_41490_3707.N1	05-FEB-2010 14:47:53	Bright	33.500	49	1Alp UMi	1.9900	6300.0	67	41490	No
152	GOM_NL__2PRFIN20100205_145041_000000422086_00354_41490_3708.N1	05-FEB-2010 14:50:41	Bright	41.500	60	7Bet UMi	2.0810	3950.0	83	41490	No
153	GOM_NL__2PRFIN20100205_145529_000000412086_00354_41490_3709.N1	05-FEB-2010 14:55:29	Bright	40.500	119	14Eta Dra	2.7270	4700.0	81	41490	No
154	GOM_NL__2PRFIN20100205_145850_000000362086_00354_41490_3710.N1	05-FEB-2010 14:58:50	Bright	35.500	130	23Bet Dra	2.7990	5800.0	71	41490	No
155	GOM_NL__2PRFIN20100205_150238_000000382086_00354_41490_3711.N1	05-FEB-2010 15:02:38	Bright	38.000	5	3Alp Lyr	0.033000	11000.	76	41490	No
156	GOM_NL__2PRFIN20100205_151103_000000412086_00354_41490_3712.N1	05-FEB-2010 15:11:03	Bright	41.000	59	55Alp Oph	2.0800	8900.0	82	41490	No
157	GOM_NL__2PRFIN20100205_151313_000000412086_00354_41490_3713.N1	05-FEB-2010 15:13:13	Bright	40.500	126	60Bet Oph	2.7700	4250.0	81	41490	No
158	GOM_NL__2PRFIN20100205_151955_000000462086_00354_41490_3714.N1	05-FEB-2010 15:19:55	Tw_i_and_stray	46.000	86	35Eta Oph	2.4300	10200.	92	41490	No
159	GOM_NL__2PRFIN20100205_152427_000000512086_00354_41490_3715.N1	05-FEB-2010 15:24:27	Dark	51.000	16	21Alp Sco	1.0200	3000.0	102	41490	No
160	GOM_NL__2PRFIN20100205_152612_000000462086_00354_41490_3716.N1	05-FEB-2010 15:26:12	Dark	45.500	40	The Sco	1.8590	7100.0	91	41490	No



161	GOM_NL__2PRFIN20100205_153020_000000432086_00354_41490_3717.N1	05-FEB-2010 15:30:20	Dark	43.000	131	Gam Lup	2.8000	26000.	86	41490	No
162	GOM_NL__2PRFIN20100205_153627_000000452086_00355_41491_3705.N1	05-FEB-2010 15:36:27	Dark	45.000	10	Bet Cen	0.61000	28000.	90	41491	No
163	GOM_NL__2PRFIN20100205_153919_000000512086_00355_41491_3706.N1	05-FEB-2010 15:39:19	Dark	51.000	20	Bet Cru	1.2530	30000.	102	41491	No
164	GOM_NL__2PRFIN20100205_154042_000000522086_00355_41491_3707.N1	05-FEB-2010 15:40:42	Dark	52.000	64	Gam Cen	2.2000	10600.	104	41491	No
165	GOM_NL__2PRFIN20100205_154229_000000382086_00355_41491_3708.N1	05-FEB-2010 15:42:29	Dark	38.000	124	The Car	2.7640	30000.	76	41491	No
166	GOM_NL__2PRFIN20100205_154525_000000442086_00355_41491_3709.N1	05-FEB-2010 15:45:25	Dark	43.500	71	lot Car	2.2460	7700.0	87	41491	No
167	GOM_NL__2PRFIN20100205_154708_000000402086_00355_41491_3710.N1	05-FEB-2010 15:47:08	Dark	40.000	46	Del Vel	1.9540	10600.	80	41491	No
168	GOM_NL__2PRFIN20100205_154943_000000452086_00355_41491_3711.N1	05-FEB-2010 15:49:43	Straylight	44.500	65	Lam Vel	2.2040	4400.0	89	41491	No
169	GOM_NL__2PRFIN20100205_161107_000000402086_00355_41491_3712.N1	05-FEB-2010 16:11:07	Bright	40.000	17	78Bet Gem	1.1610	4500.0	80	41491	No
170	GOM_NL__2PRFIN20100205_162829_000000382086_00355_41491_3713.N1	05-FEB-2010 16:28:29	Bright	38.000	49	1Alp UMi	1.9900	6300.0	76	41491	No
171	GOM_NL__2PRFIN20100205_163117_000000412086_00355_41491_3714.N1	05-FEB-2010 16:31:17	Bright	40.500	60	7Bet UMi	2.0810	3950.0	81	41491	No
172	GOM_NL__2PRFIN20100205_163604_000000452086_00355_41491_3715.N1	05-FEB-2010 16:36:04	Bright	44.500	119	14Eta Dra	2.7270	4700.0	89	41491	No
173	GOM_NL__2PRFIN20100205_163926_000000412086_00355_41491_3716.N1	05-FEB-2010 16:39:26	Bright	40.500	130	23Bet Dra	2.7990	5800.0	81	41491	No
174	GOM_NL__2PRFIN20100205_165139_000000402086_00355_41491_3717.N1	05-FEB-2010 16:51:39	Bright	40.000	59	55Alp Oph	2.0800	8900.0	80	41491	No
175	GOM_NL__2PRFIN20100205_165349_000000372086_00355_41491_3718.N1	05-FEB-2010 16:53:49	Bright	36.500	126	60Bet Oph	2.7700	4250.0	73	41491	No
176	GOM_NL__2PRFIN20100205_170032_000000482086_00355_41491_3719.N1	05-FEB-2010 17:00:32	Tw_i_and_stray	47.500	86	35Eta Oph	2.4300	10200.	95	41491	No
177	GOM_NL__2PRFIN20100205_170504_000000532086_00355_41491_3720.N1	05-FEB-2010 17:05:04	Dark	53.000	16	21Alp Sco	1.0200	3000.0	106	41491	No
178	GOM_NL__2PRFIN20100205_170648_000000442086_00355_41491_3721.N1	05-FEB-2010 17:06:48	Dark	43.500	40	The Sco	1.8590	7100.0	87	41491	No
179	GOM_NL__2PRFIN20100205_171057_000000422086_00355_41491_3722.N1	05-FEB-2010 17:10:57	Dark	42.000	131	Gam Lup	2.8000	26000.	84	41491	No
180	GOM_NL__2PRFIN20100205_171704_000000442086_00356_41492_3713.N1	05-FEB-2010 17:17:04	Dark	43.500	10	Bet Cen	0.61000	28000.	87	41492	No
181	GOM_NL__2PRFIN20100205_171956_000000422086_00356_41492_3714.N1	05-FEB-2010 17:19:56	Dark	41.500	20	Bet Cru	1.2530	30000.	83	41492	No
182	GOM_NL__2PRFIN20100205_172119_000000462086_00356_41492_3715.N1	05-FEB-2010 17:21:19	Dark	46.000	64	Gam Cen	2.2000	10600.	92	41492	No
183	GOM_NL__2PRFIN20100205_172305_000000392086_00356_41492_3716.N1	05-FEB-2010 17:23:05	Dark	38.500	124	The Car	2.7640	30000.	77	41492	No
184	GOM_NL__2PRFIN20100205_172601_000000382086_00356_41492_3717.N1	05-FEB-2010 17:26:01	Dark	38.000	71	lot Car	2.2460	7700.0	76	41492	No
185	GOM_NL__2PRFIN20100205_172744_000000382086_00356_41492_3718.N1	05-FEB-2010 17:27:44	Dark	38.000	46	Del Vel	1.9540	10600.	76	41492	No
186	GOM_NL__2PRFIN20100205_173019_000000462086_00356_41492_3719.N1	05-FEB-2010 17:30:19	Straylight	45.500	65	Lam Vel	2.2040	4400.0	91	41492	No
187	GOM_NL__2PRFIN20100205_173217_000000412086_00356_41492_3720.N1	05-FEB-2010 17:32:17	Straylight	40.500	70	Zet Pup	2.2460	39000.	81	41492	No
188	GOM_NL__2PRFIN20100205_173636_000000402086_00356_41492_3721.N1	05-FEB-2010 17:36:36	Straylight	39.500	132	15Rho Pup	2.8030	6900.0	79	41492	No
189	GOM_NL__2PRFIN20100205_174512_000000522086_00356_41492_3722.N1	05-FEB-2010 17:45:12	Tw_i_and_stray	52.000	8	10Alp CMi	0.40000	6500.0	104	41492	No
190	GOM_NL__2PRFIN20100205_175144_000000402086_00356_41492_3723.N1	05-FEB-2010 17:51:44	Bright	39.500	17	78Bet Gem	1.1610	4500.0	79	41492	No
191	GOM_NL__2PRFIN20100205_180905_000000362086_00356_41492_3724.N1	05-FEB-2010 18:09:05	Bright	35.500	49	1Alp UMi	1.9900	6300.0	71	41492	No
192	GOM_NL__2PRFIN20100205_181153_000000412086_00356_41492_3725.N1	05-FEB-2010 18:11:53	Bright	41.000	60	7Bet UMi	2.0810	3950.0	82	41492	No
193	GOM_NL__2PRFIN20100205_181640_000000382086_00356_41492_3726.N1	05-FEB-2010 18:16:40	Bright	37.500	119	14Eta Dra	2.7270	4700.0	75	41492	No
194	GOM_NL__2PRFIN20100205_182002_000000412086_00356_41492_3727.N1	05-FEB-2010 18:20:02	Bright	40.500	130	23Bet Dra	2.7990	5800.0	81	41492	No
195	GOM_NL__2PRFIN20100205_182350_000000402086_00356_41492_3728.N1	05-FEB-2010 18:23:50	Bright	39.500	5	3Alp Lyr	0.033000	11000.	79	41492	No
196	GOM_NL__2PRFIN20100205_183215_000000572086_00356_41492_3729.N1	05-FEB-2010 18:32:15	Bright	57.000	59	55Alp Oph	2.0800	8900.0	114	41492	No
197	GOM_NL__2PRFIN20100205_183425_000000412086_00356_41492_3730.N1	05-FEB-2010 18:34:25	Bright	40.500	126	60Bet Oph	2.7700	4250.0	81	41492	No
198	GOM_NL__2PRFIN20100205_184108_000000452086_00356_41492_3731.N1	05-FEB-2010 18:41:08	Tw_i_and_stray	44.500	86	35Eta Oph	2.4300	10200.	89	41492	No
199	GOM_NL__2PRFIN20100205_184541_000000532086_00356_41492_3732.N1	05-FEB-2010 18:45:41	Dark	52.500	16	21Alp Sco	1.0200	3000.0	105	41492	No
200	GOM_NL__2PRFIN20100205_184724_000000442086_00356_41492_3733.N1	05-FEB-2010 18:47:24	Dark	43.500	40	The Sco	1.8590	7100.0	87	41492	No
201	GOM_NL__2PRFIN20100205_185134_000000452086_00356_41492_3734.N1	05-FEB-2010 18:51:34	Dark	44.500	131	Gam Lup	2.8000	26000.	89	41492	No
202	GOM_NL__2PRFIN20100205_185740_000000422086_00357_41493_3721.N1	05-FEB-2010 18:57:40	Dark	41.500	10	Bet Cen	0.61000	28000.	83	41493	No
203	GOM_NL__2PRFIN20100205_190033_000000432086_00357_41493_3722.N1	05-FEB-2010 19:00:33	Dark	42.500	20	Bet Cru	1.2530	30000.	85	41493	No
204	GOM_NL__2PRFIN20100205_190156_000000492086_00357_41493_3723.N1	05-FEB-2010 19:01:56	Dark	48.500	64	Gam Cen	2.2000	10600.	97	41493	No
205	GOM_NL__2PRFIN20100205_190342_000000382086_00357_41493_3724.N1	05-FEB-2010 19:03:42	Dark	37.500	124	The Car	2.7640	30000.	75	41493	No
206	GOM_NL__2PRFIN20100205_190637_000000432086_00357_41493_3725.N1	05-FEB-2010 19:06:37	Dark	43.000	71	lot Car	2.2460	7700.0	86	41493	No
207	GOM_NL__2PRFIN20100205_190820_000000432086_00357_41493_3726.N1	05-FEB-2010 19:08:20	Dark	42.500	46	Del Vel	1.9540	10600.	85	41493	No
208	GOM_NL__2PRFIN20100205_191055_000000452086_00357_41493_3727.N1	05-FEB-2010 19:10:55	Straylight	44.500	65	Lam Vel	2.2040	4400.0	89	41493	No
209	GOM_NL__2PRFIN20100205_191257_000000352086_00357_41493_3728.N1	05-FEB-2010 19:12:57	Straylight	35.000	70	Zet Pup	2.2460	39000.	70	41493	No
210	GOM_NL__2PRFIN20100205_193219_000000402086_00357_41493_3729.N1	05-FEB-2010 19:32:19	Bright	40.000	17	78Bet Gem	1.1610	4500.0	80	41493	No
211	GOM_NL__2PRFIN20100205_195229_000000382086_00357_41493_3730.N1	05-FEB-2010 19:52:29	Bright	38.000	60	7Bet UMi	2.0810	3950.0	76	41493	No
212	GOM_NL__2PRFIN20100205_195716_000000412086_00357_41493_3731.N1	05-FEB-2010 19:57:16	Bright	40.500	119	14Eta Dra	2.7270	4700.0	81	41493	No
213	GOM_NL__2PRFIN20100205_200038_000000412086_00357_41493_3732.N1	05-FEB-2010 20:00:38	Bright	40.500	130	23Bet Dra	2.7990	5800.0	81	41493	No
214	GOM_NL__2PRFIN20100205_200426_000000362086_00357_41493_3733.N1	05-FEB-2010 20:04:26	Bright	35.500	5	3Alp Lyr	0.033000	11000.	71	41493	No
215	GOM_NL__2PRFIN20100205_201251_000000412086_00357_41493_3734.N1	05-FEB-2010 20:12:51	Bright	41.000	59	55Alp Oph	2.0800	8900.0	82	41493	No
216	GOM_NL__2PRFIN20100205_201502_000000562086_00357_41493_3735.N1	05-FEB-2010 20:15:02	Bright	56.000	126	60Bet Oph	2.7700	4250.0	112	41493	No
217	GOM_NL__2PRFIN20100205_202145_000000472086_00357_41493_3736.N1	05-FEB-2010 20:21:45	Tw_i_and_stray	46.500	86	35Eta Oph	2.4300	10200.	93	41493	No
218	GOM_NL__2PRFIN20100205_202617_000000622086_00357_41493_3737.N1	05-FEB-2010 20:26:17	Dark	62.000	16	21Alp Sco	1.0200	3000.0	124	41493	No
219	GOM_NL__2PRFIN20100205_203817_000000502086_00358_41494_3729.N1	05-FEB-2010 20:38:17	Dark	49.500	10	Bet Cen	0.61000	28000.	99	41494	No

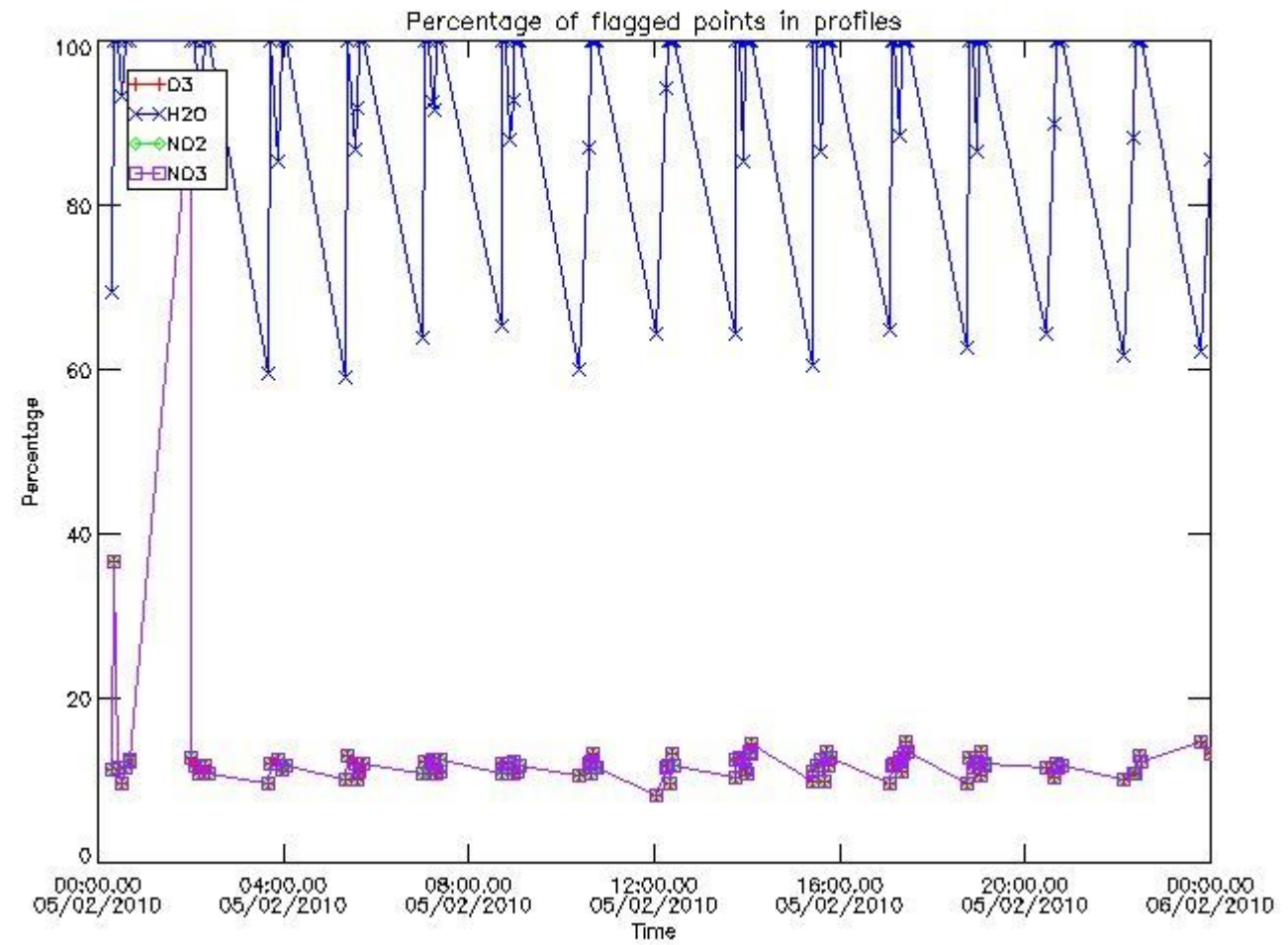


220	GOM_NL__2PRFIN20100205_204109_000000432086_00358_41494_3730.N1	05-FEB-2010 20:41:09	Dark	42.500	20	Bet Cru	1.2530	30000.	85	41494	No
221	GOM_NL__2PRFIN20100205_204233_000000452086_00358_41494_3731.N1	05-FEB-2010 20:42:33	Dark	44.500	64	Gam Cen	2.2000	10600.	89	41494	No
222	GOM_NL__2PRFIN20100205_204713_000000432086_00358_41494_3732.N1	05-FEB-2010 20:47:13	Dark	43.000	71	lot Car	2.2460	7700.0	86	41494	No
223	GOM_NL__2PRFIN20100205_220221_000000462086_00358_41494_3733.N1	05-FEB-2010 22:02:21	Twilight	46.000	86	35Eta Oph	2.4300	10200.	92	41494	No
224	GOM_NL__2PRFIN20100205_220654_000000502086_00358_41494_3734.N1	05-FEB-2010 22:06:54	Dark	50.000	16	21Alp Sco	1.0200	3000.0	100	41494	No
225	GOM_NL__2PRFIN20100205_221853_000000482086_00359_41495_3737.N1	05-FEB-2010 22:18:53	Dark	47.500	10	Bet Cen	0.61000	28000.	95	41495	No
226	GOM_NL__2PRFIN20100205_222145_000000472086_00359_41495_3738.N1	05-FEB-2010 22:21:45	Dark	47.000	20	Bet Cru	1.2530	30000.	94	41495	No
227	GOM_NL__2PRFIN20100205_222309_000000482086_00359_41495_3739.N1	05-FEB-2010 22:23:09	Dark	47.500	64	Gam Cen	2.2000	10600.	95	41495	No
228	GOM_NL__2PRFIN20100205_222750_000000432086_00359_41495_3740.N1	05-FEB-2010 22:27:50	Dark	43.000	71	lot Car	2.2460	7700.0	86	41495	No
229	GOM_NL__2PRFIN20100205_222932_000000422086_00359_41495_3741.N1	05-FEB-2010 22:29:32	Dark	41.500	46	Del Vel	1.9540	10600.	83	41495	No
230	GOM_NL__2PRFIN20100205_225331_000000382086_00359_41495_3742.N1	05-FEB-2010 22:53:31	Bright	38.000	17	78Bet Gem	1.1610	4500.0	76	41495	No
231	GOM_NL__2PRFIN20100205_231053_000000332086_00359_41495_3743.N1	05-FEB-2010 23:10:53	Bright	32.500	49	1Alp UMi	1.9900	6300.0	65	41495	No
232	GOM_NL__2PRFIN20100205_231827_000000452086_00359_41495_3744.N1	05-FEB-2010 23:18:27	Bright	44.500	119	14Eta Dra	2.7270	4700.0	89	41495	No
233	GOM_NL__2PRFIN20100205_232150_000000412086_00359_41495_3745.N1	05-FEB-2010 23:21:50	Bright	40.500	130	23Bet Dra	2.7990	5800.0	81	41495	No
234	GOM_NL__2PRFIN20100205_233404_000000572086_00359_41495_3746.N1	05-FEB-2010 23:34:04	Bright	57.000	59	55Alp Oph	2.0800	8900.0	114	41495	No
235	GOM_NL__2PRFIN20100205_233614_000000562086_00359_41495_3747.N1	05-FEB-2010 23:36:14	Bright	56.000	126	60Bet Oph	2.7700	4250.0	112	41495	No
236	GOM_NL__2PRFIN20100205_234258_000000462086_00359_41495_3748.N1	05-FEB-2010 23:42:58	Twilight	45.500	86	35Eta Oph	2.4300	10200.	91	41495	No
237	GOM_NL__2PRFIN20100205_234731_000000592086_00359_41495_3749.N1	05-FEB-2010 23:47:31	Dark	58.500	16	21Alp Sco	1.0200	3000.0	117	41495	No
238	GOM_NL__2PRFIN20100205_235929_000000392086_00360_41496_3765.N1	05-FEB-2010 23:59:29	Dark	38.500	10	Bet Cen	0.61000	28000.	77	41496	No

### 3. Quality information per product

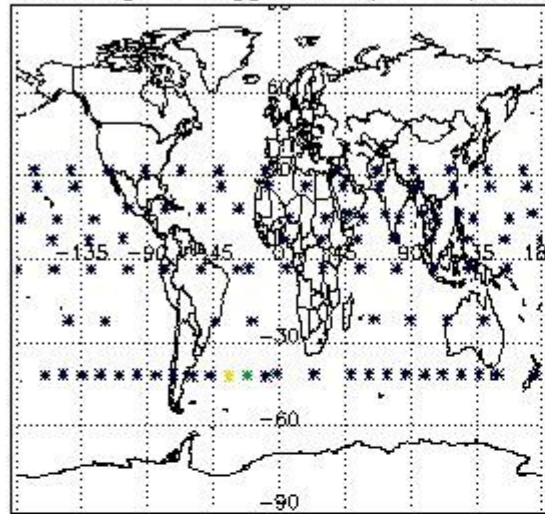
In this section it is plotted some information contained in the Quality Summary data set of the level 2 products. Only products in dark limb conditions and without errors (error flag in the MPH set to "0") are used.

#### 3.1 Plot quality information per product (time dependant)

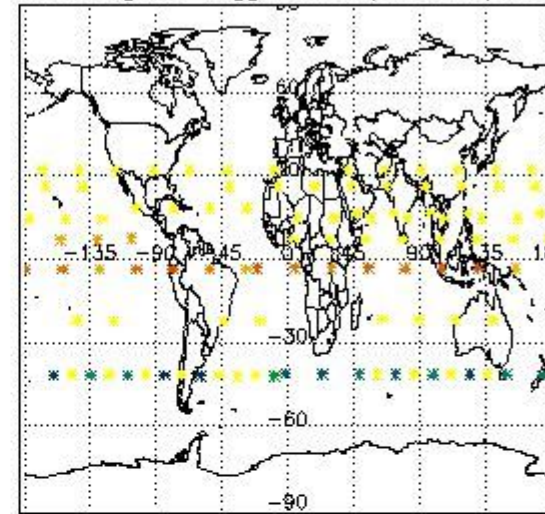


3.2 Plot quality information per product (world map)


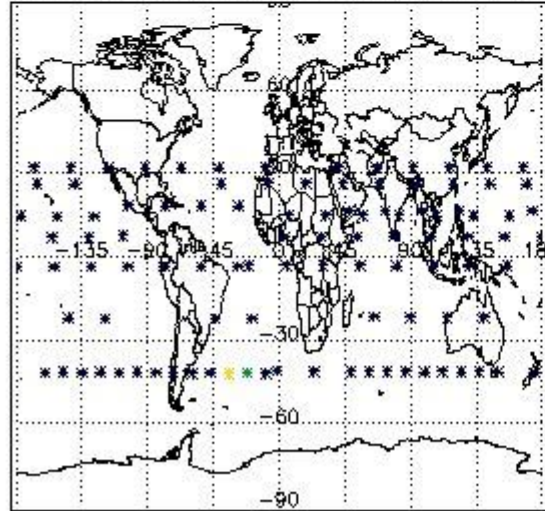
Percentage of flagged data per O3 profile



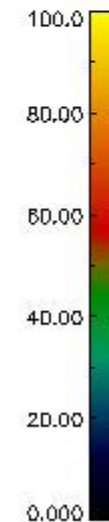
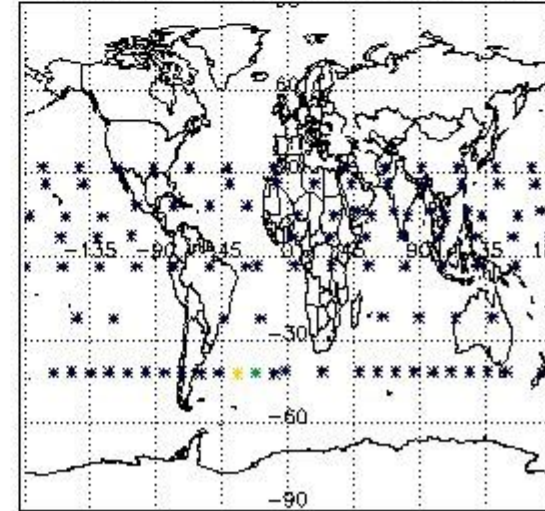
Percentage of flagged data per H2O profile



Percentage of flagged data per NO2 profile



Percentage of flagged data per NO3 profile

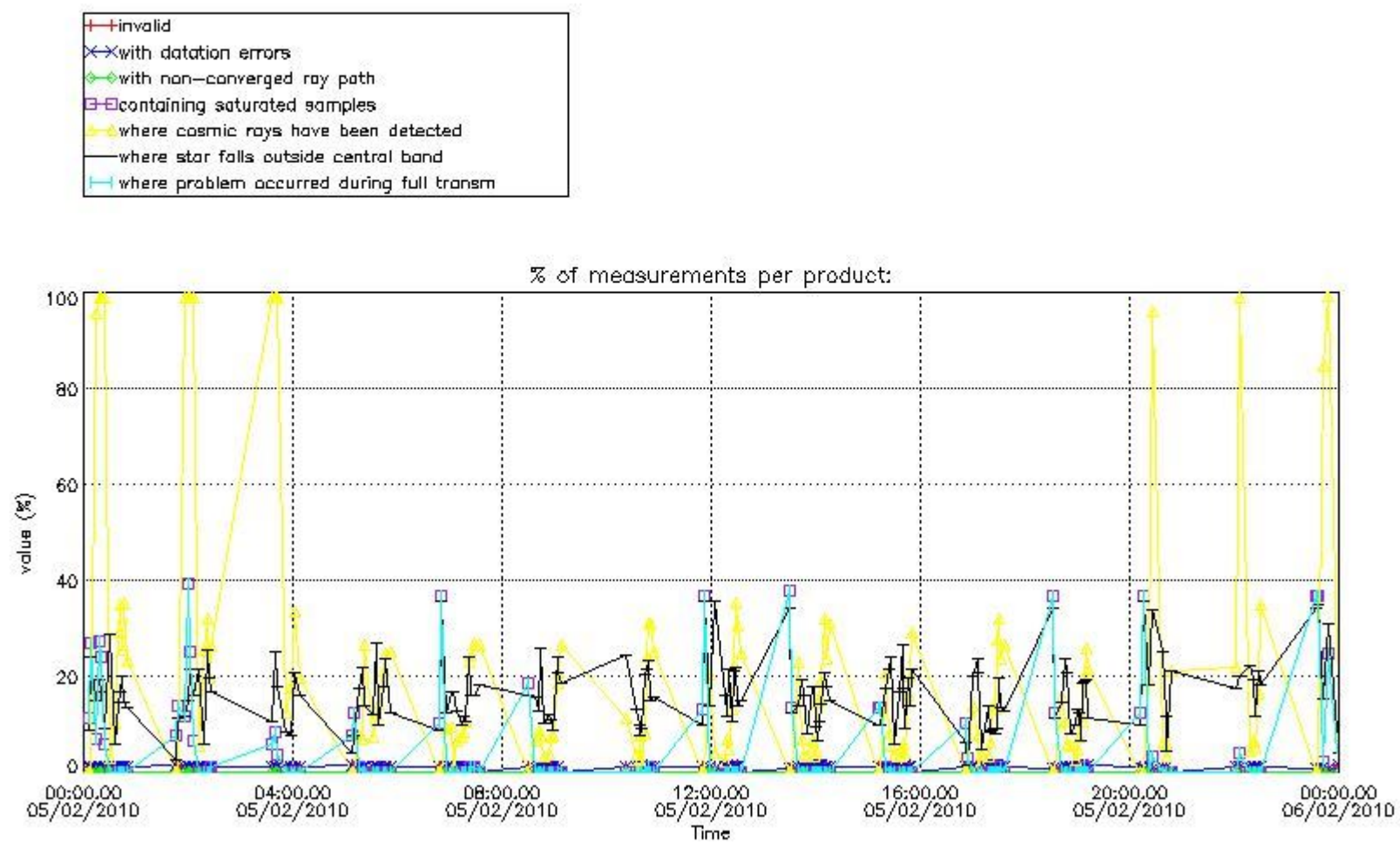


#### 4. Level 1 quality information per product

In this section it is plotted some information contained in the Quality Summary data set of the level 2 products that comes from the level 1b processing. Products without errors (error flag in the MPH set to "0") are used.

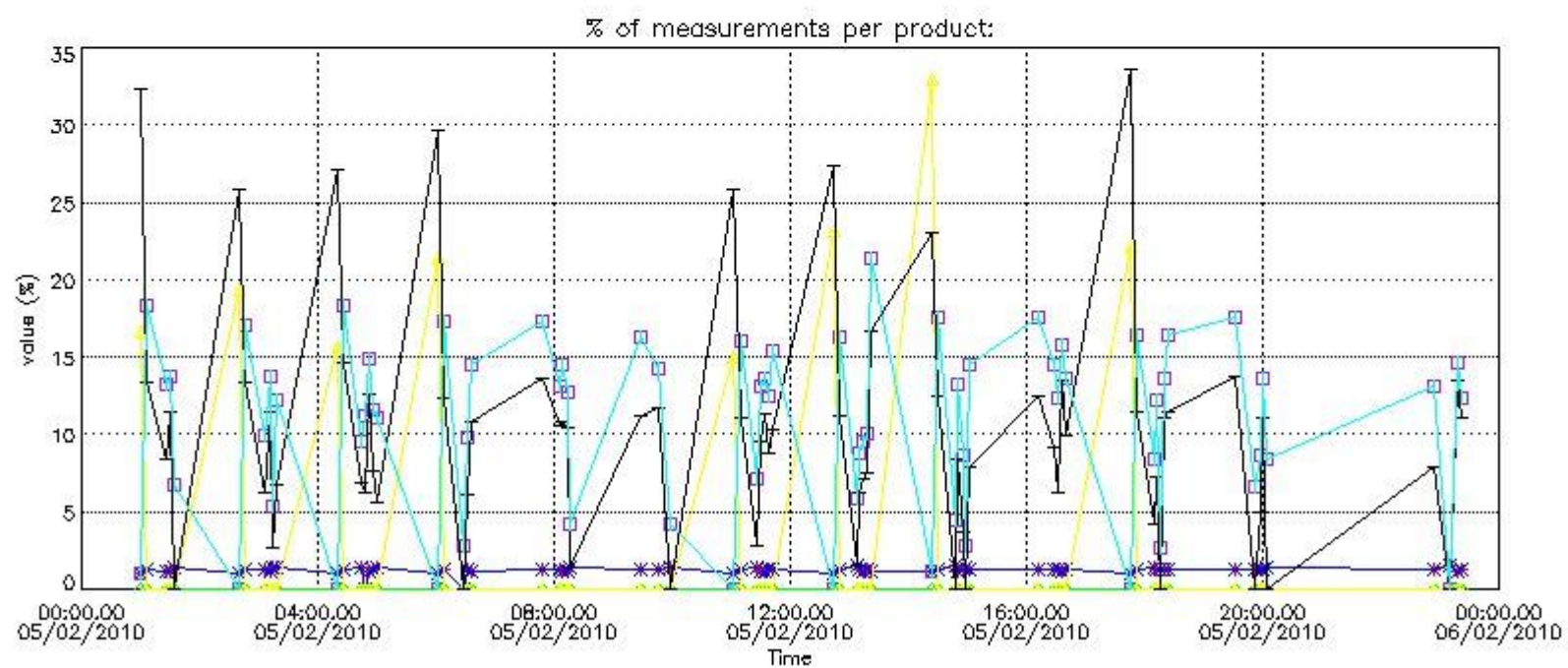
##### 4.1 Plot quality information per product (time dependant) coming from level 1b processing

##### 4.1.1 Plot level 1 quality information per product (time dependant): ENVISAT ASCENDING passes



4.1.2 Plot level 1 quality information per product (time dependant): ENVI SAT DESCENDING passes

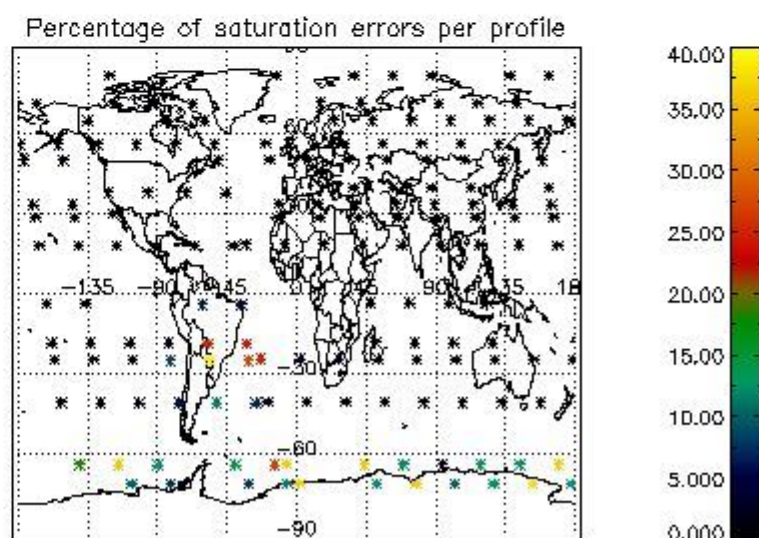
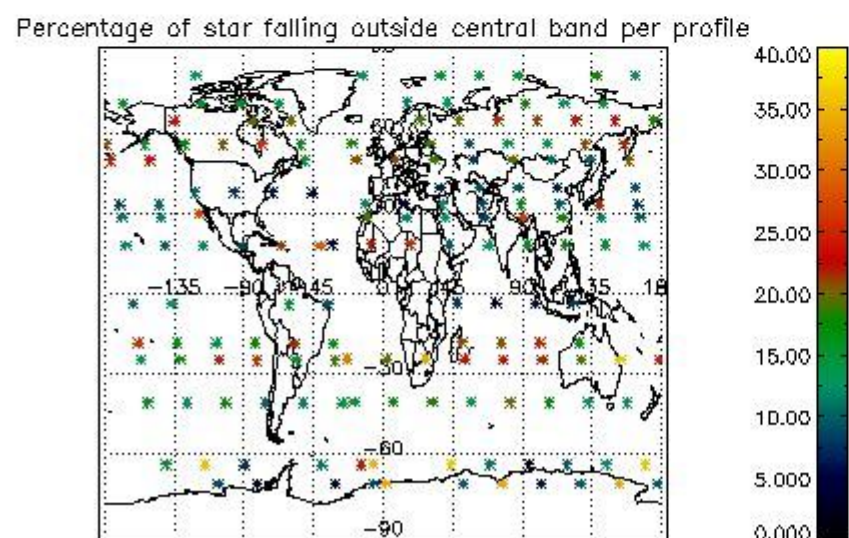
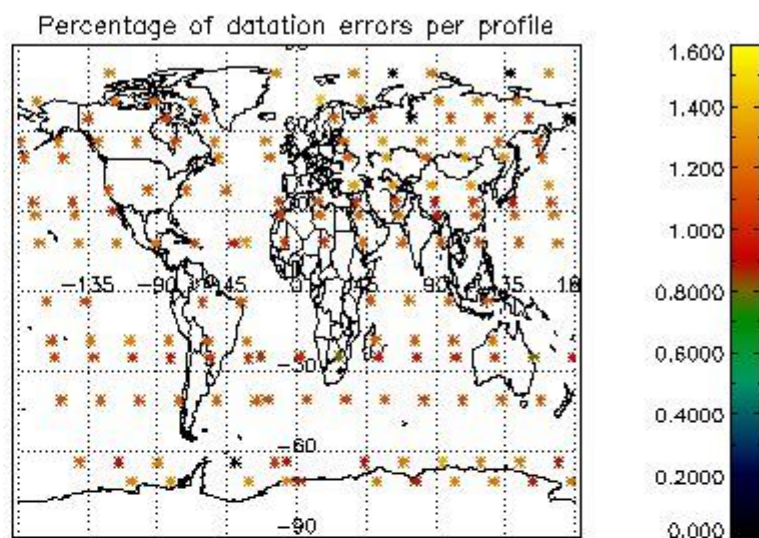
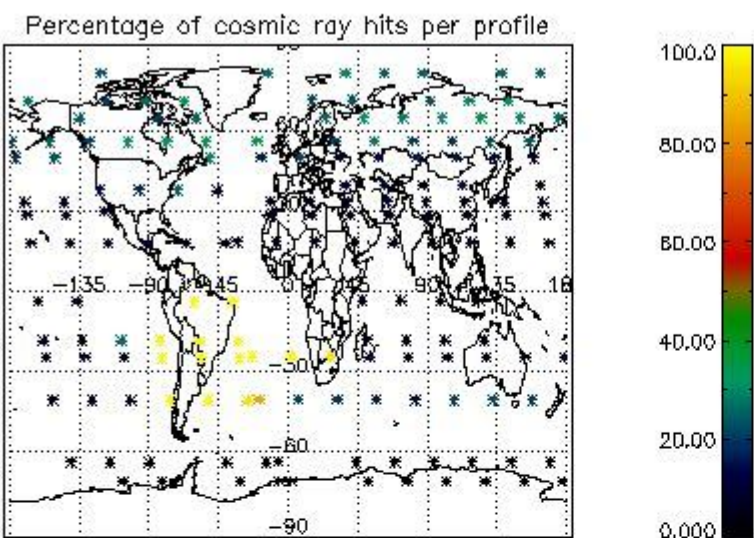




*4.2 Plot quality information per product coming from level 1b processing (world map)*

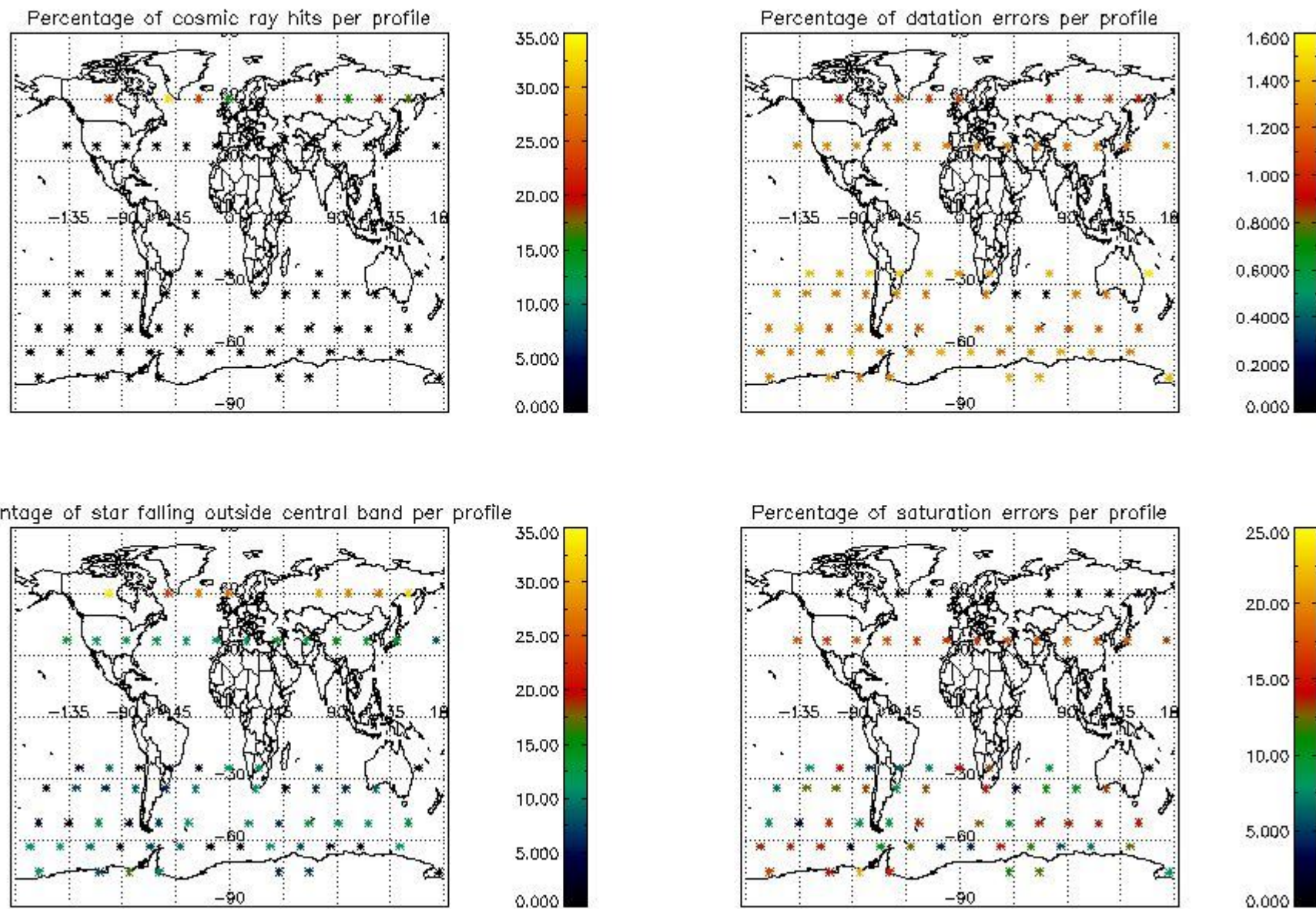
*4.2.1 Plot level 1 quality information per product (world map): ENVISAT ASCENDING passes*





4.2.2 Plot level 1 quality information per product (world map): ENVISAT DESCENDING passes





## 5. Trace gas profiles

### 5.1 Ozone statistics based on quality of products

The final quality of the products can be "measured" using the STD (Standard Deviation) attached to every point profile. This information is written to the parameter GOM\_NL\_\_2P/NL\_LOCAL\_SPECIES\_DENSITY/o3\_std of the level 2 products. The table below shows the statistics for given STD ranges.

The statistics are given with respect to the overall valid production:

- Products without fatal errors: GOM\_NL\_\_2P/MPH/PRODUCT\_ERR=0
- Valid point profile: GOM\_NL\_\_2P/NL\_LOCAL\_SPECIES\_DENSITY/pcd(0)=0

The 'Criteria' is applied to valid points of dark limb products:

- Products in dark limb illumination condition: GOM\_NL\_\_2P/NL\_SUMMARY\_QUALITY/obs\_ill\_cond=0
- Products without fatal errors: GOM\_NL\_\_2P/MPH/PRODUCT\_ERR=0
- Valid point profile: GOM\_NL\_\_2P/NL\_LOCAL\_SPECIES\_DENSITY/pcd(0)=0

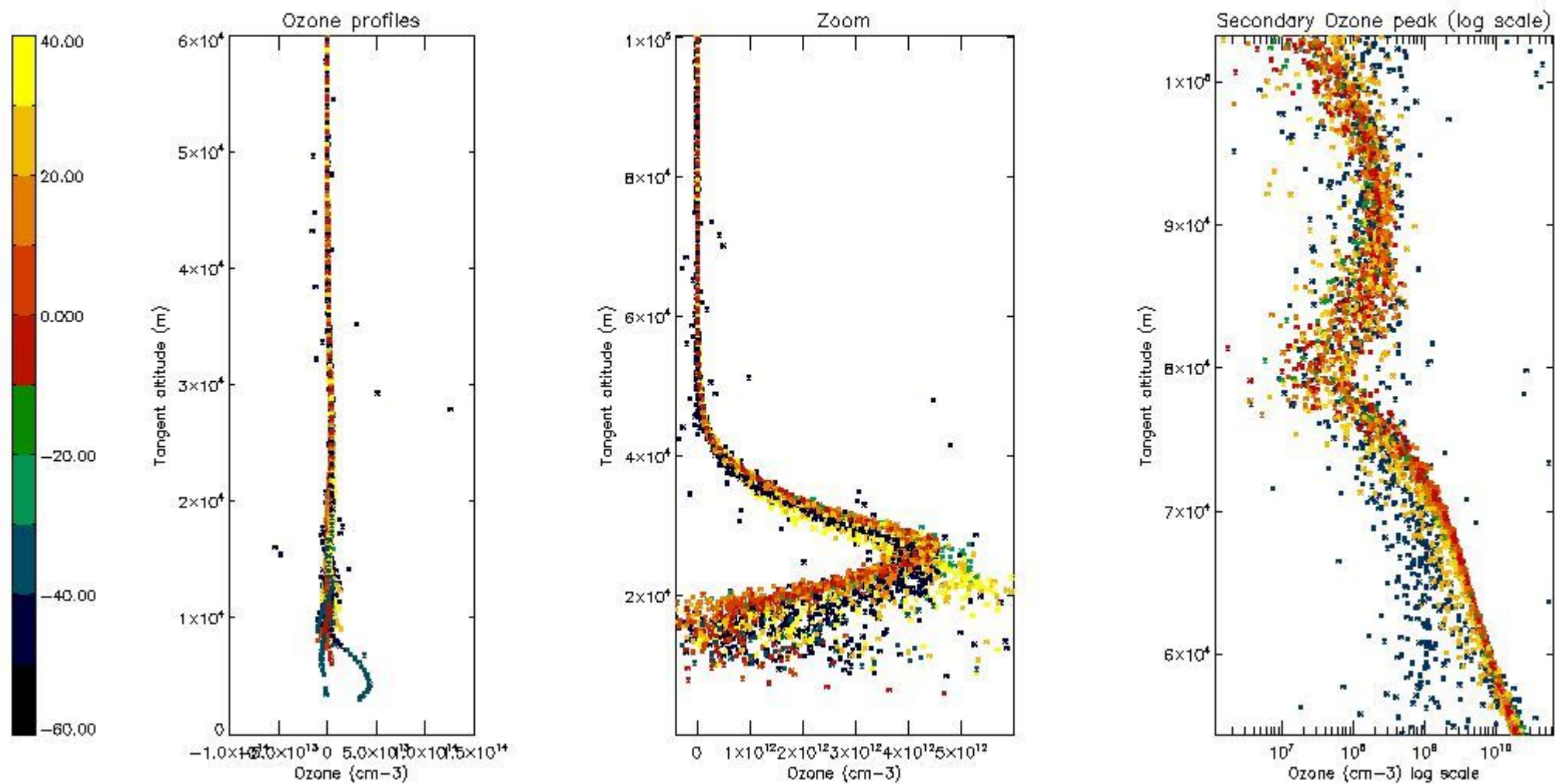
So, the table below shows the percentage of dark limb and valid observations for each criteria with respect to the overall valid daily observations.

Criteria	% of total production
All STD	45
STD < 20	23

STD < 10	19
STD < 5	11

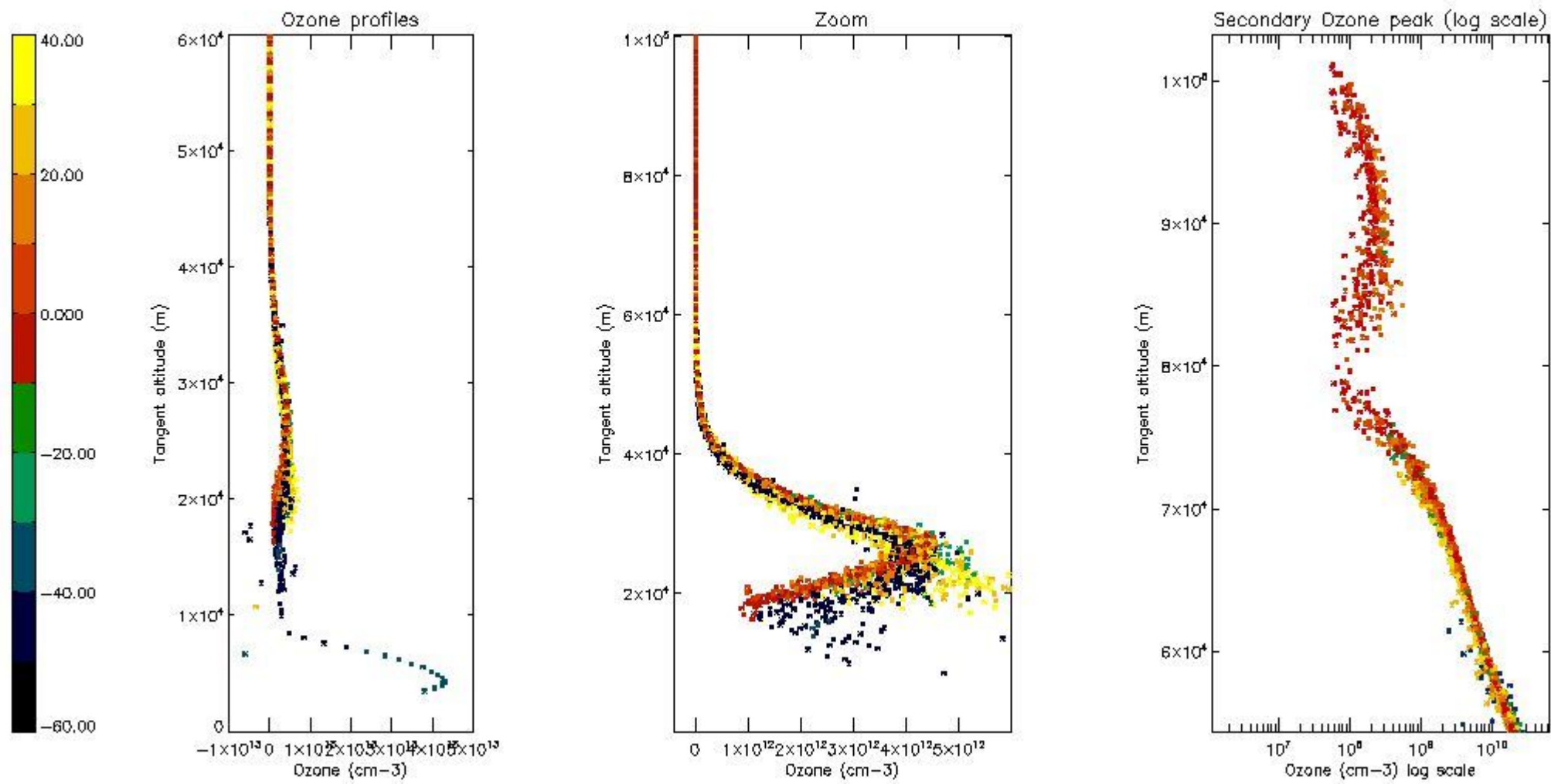
5.2 Plot ozone profiles for all STD (dark without errors)

The colorbar represents the latitude.



5.3 Plot ozone profiles where STD < 20% (dark without errors)

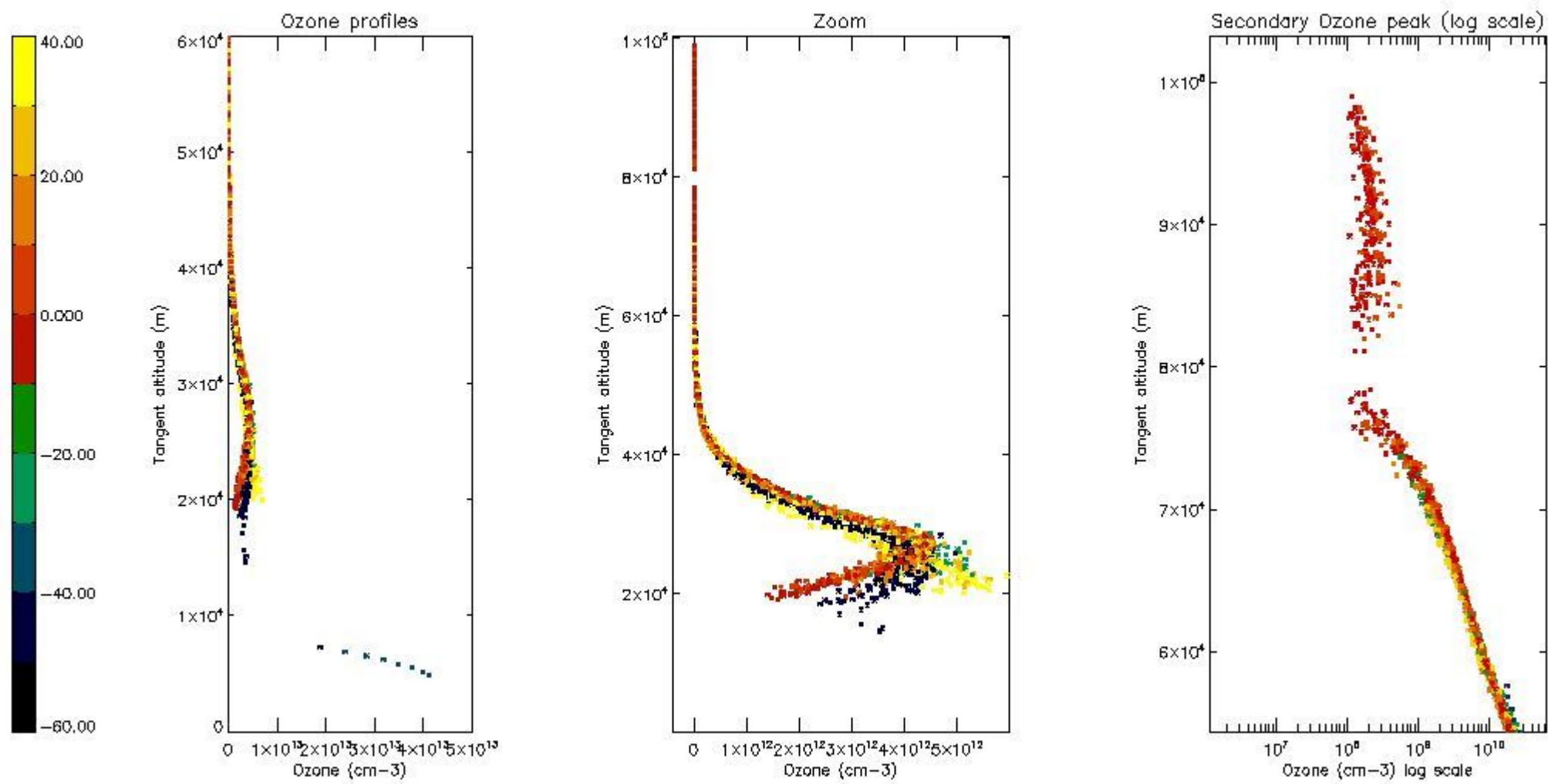
The colorbar represents the latitude.



*5.4 Plot ozone profiles where STD < 10% (dark without errors)*

The colorbar represents the latitude.

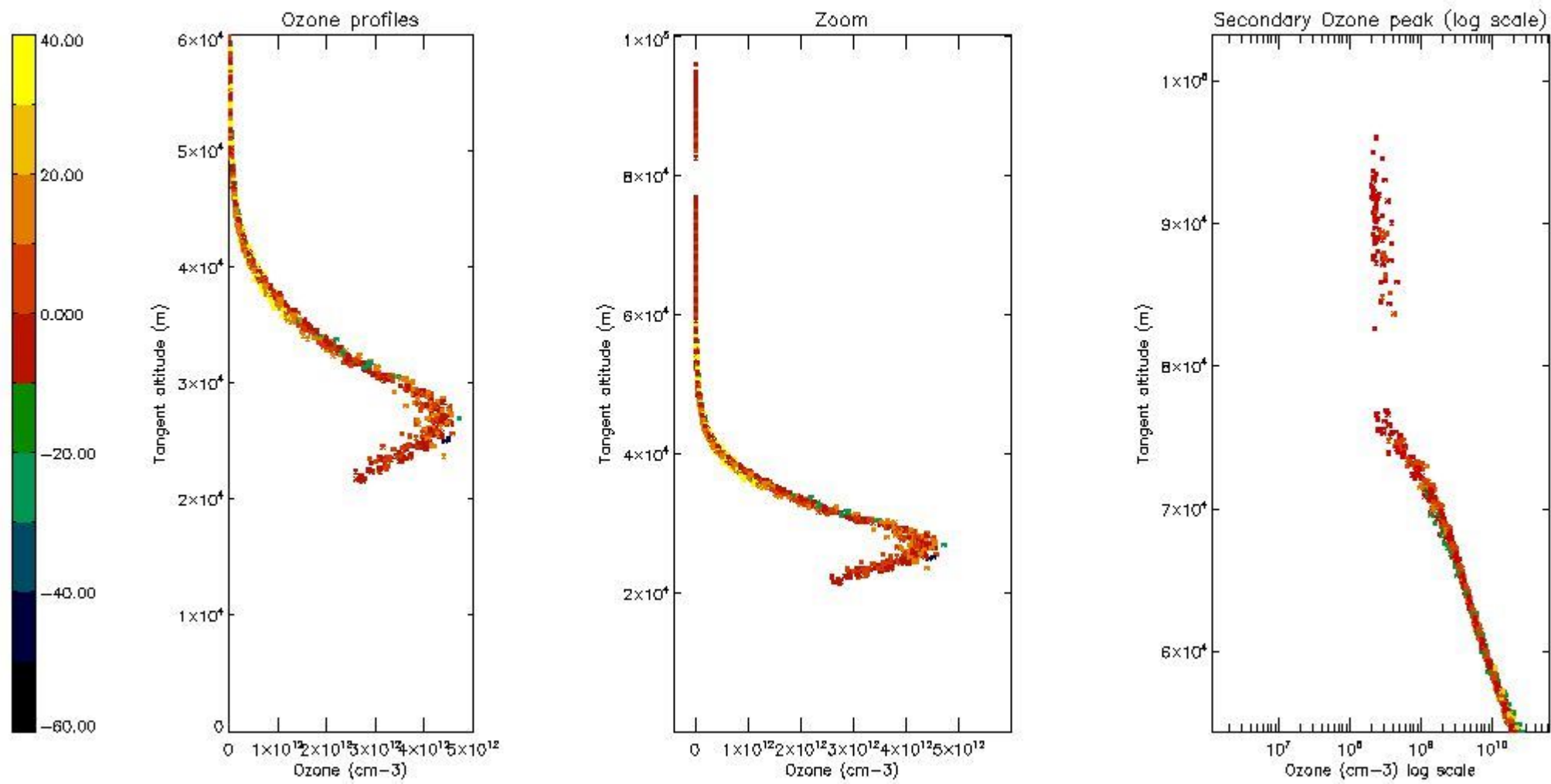




*5.5 Plot ozone profiles where STD < 5% (dark without errors)*

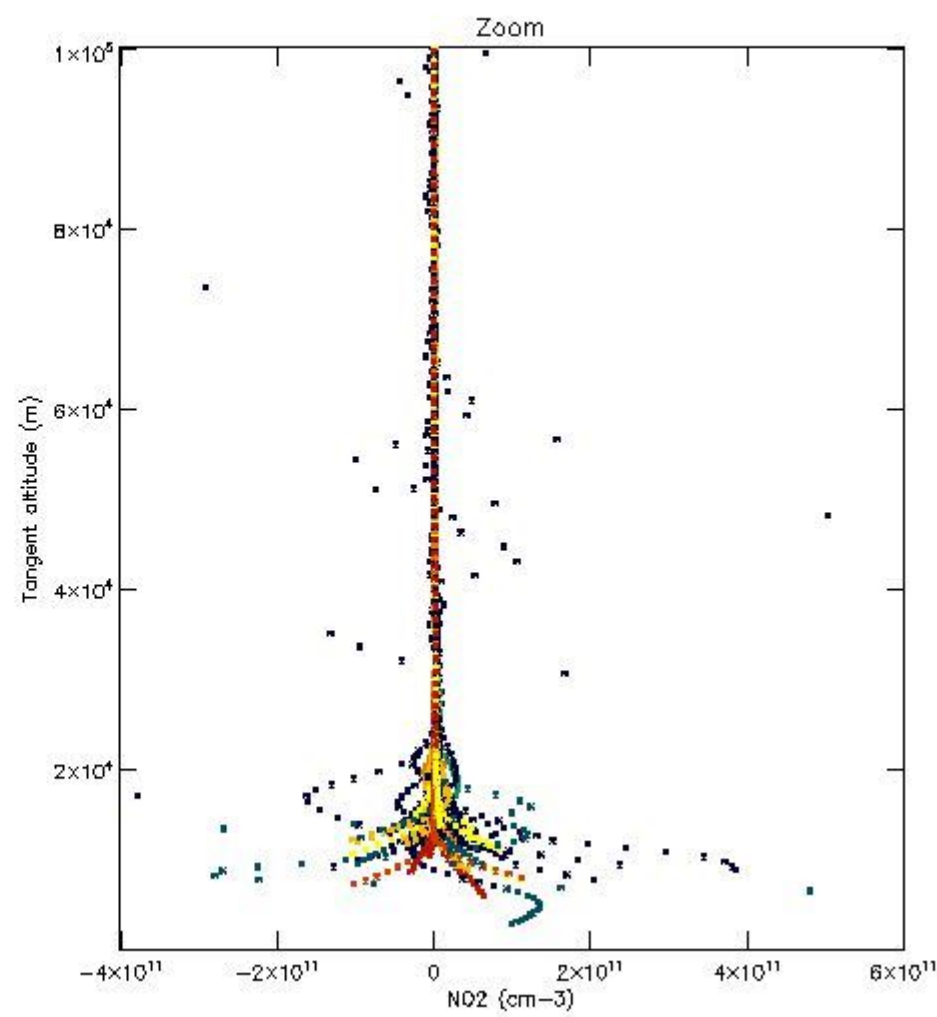
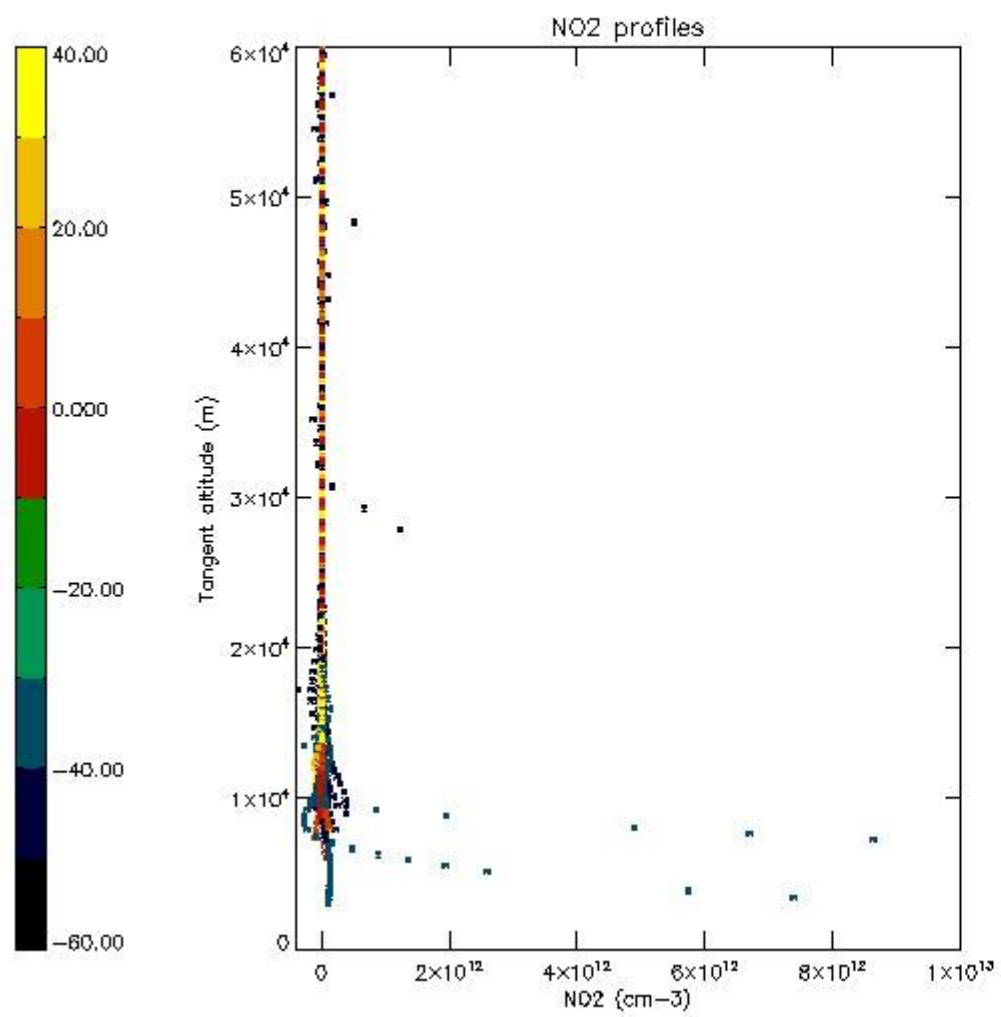
The colorbar represents the latitude.





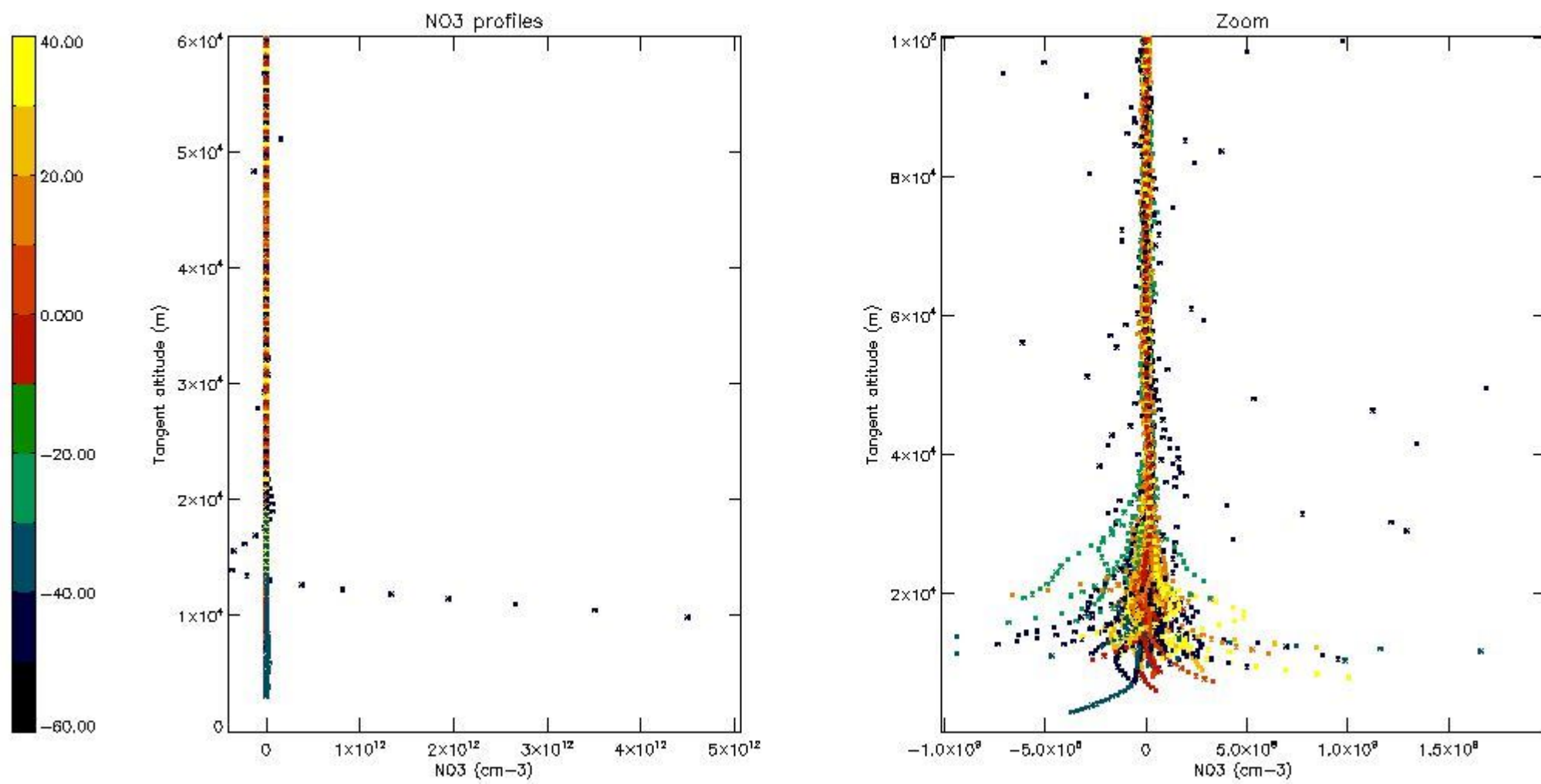
*5.6 Plot NO<sub>2</sub> profiles for all STD (dark without errors)*

The colorbar represents the latitude.



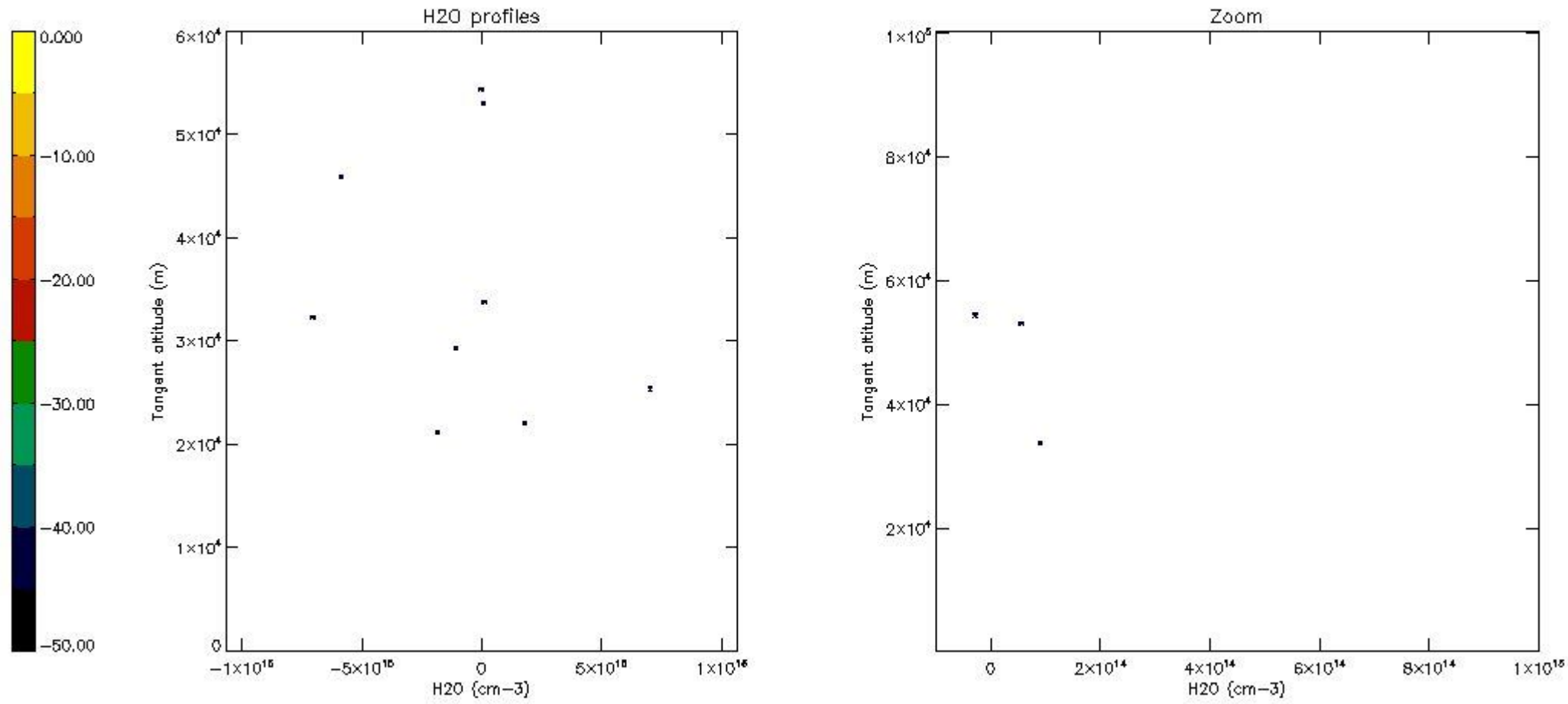
*5.7 Plot NO3 profiles for all STD (dark without errors)*

The colorbar represents the latitude.



5.8 Plot H<sub>2</sub>O profiles for all STD (only for occultations of stars 1,2,3,4,13,14,16,26,63 dark without errors)

The colorbar represents the latitude.

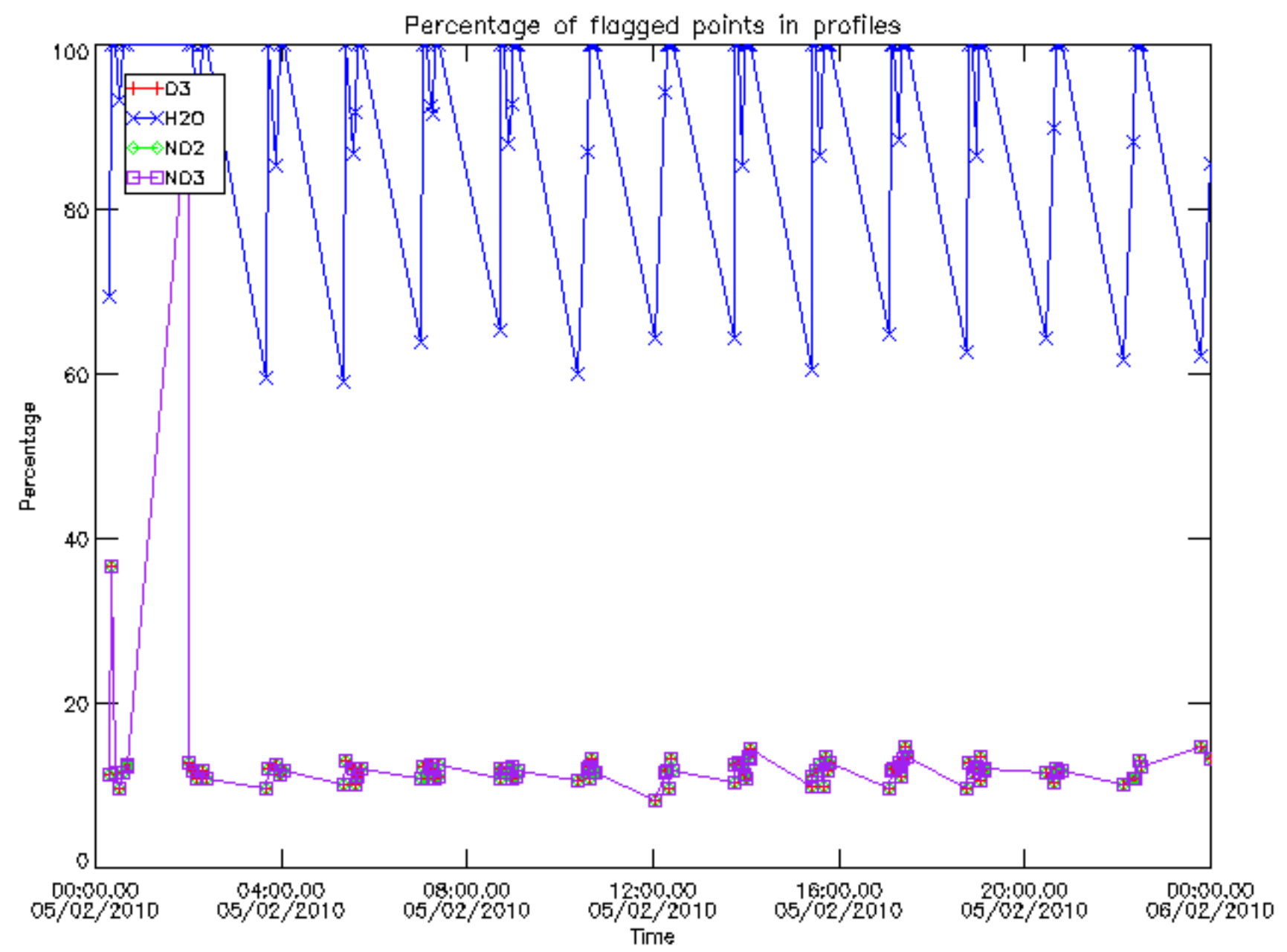


## 6. Auxiliary Data Files used for the production reported in section 2

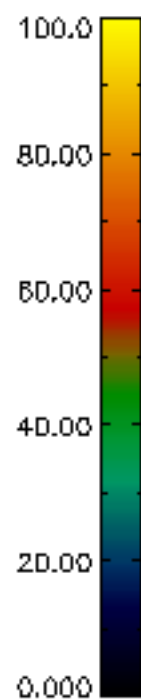
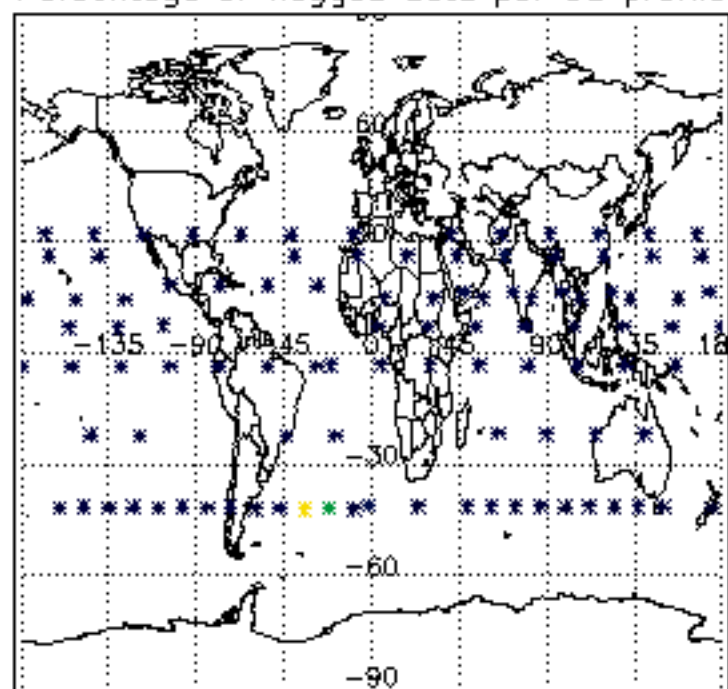
The number reported in the third column indicates since which file (see list in section 2) the corresponding auxiliary file has been used. The fourth column is the date of those product files.

Type	Auxiliary Filename	Used since product	Used since product date
INST_PHYS_CHARACTERISTICS	GOM_INS_AXVIEC20091111_143220_20030716_120000_20500101_000000	1	05-FEB-2010 00:05:36
LEVEL-2_PROC_CONFIG	GOM_PR2_AXVIEC20091111_152718_20020301_000000_20500101_000000	1	05-FEB-2010 00:05:36
CROSS_SECTIONS_FILE	GOM_CRS_AXVIEC20091111_154832_20020301_000000_20500101_000000	1	05-FEB-2010 00:05:36

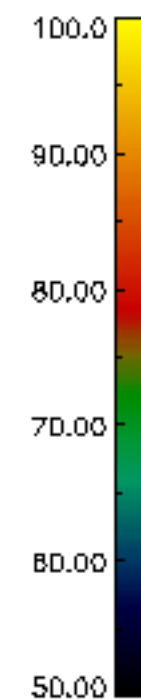
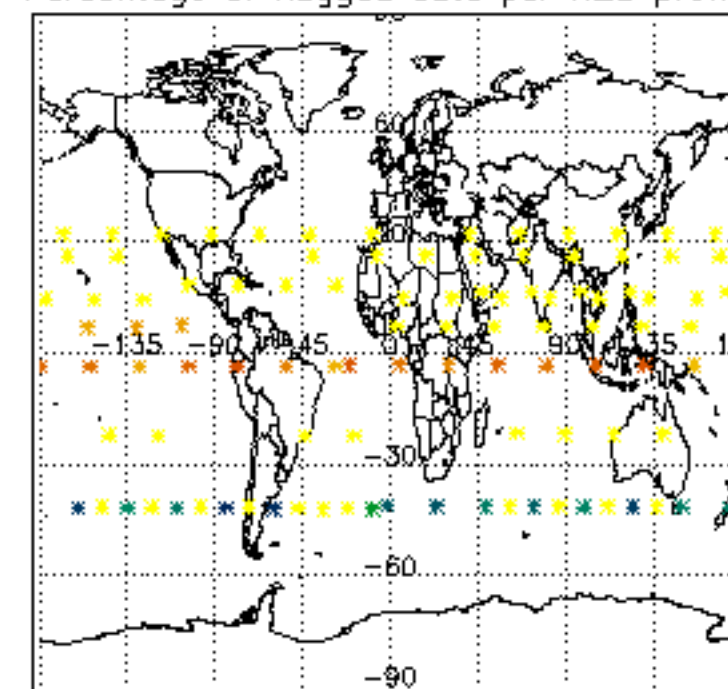




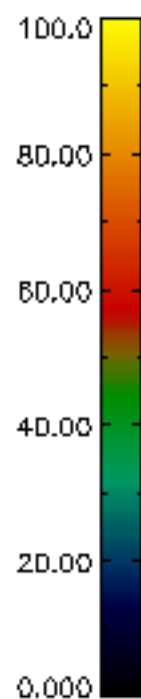
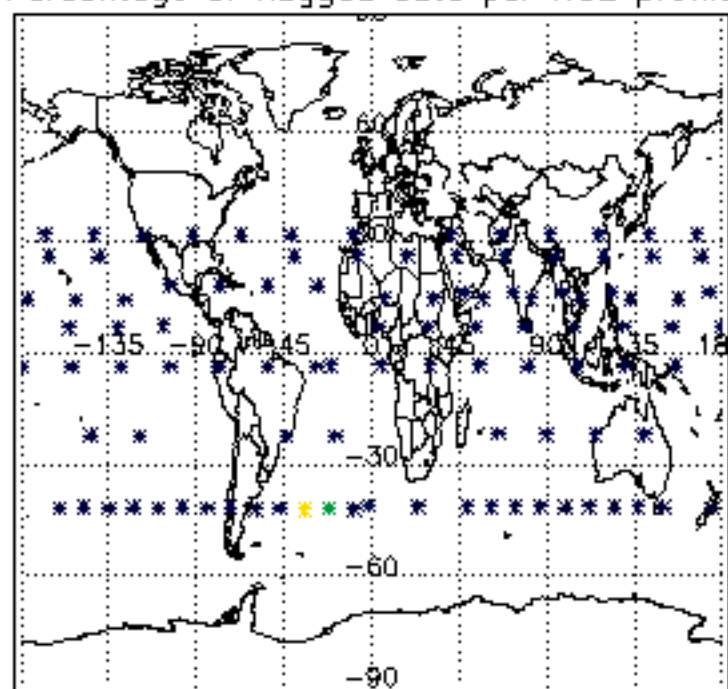
Percentage of flagged data per D3 profile



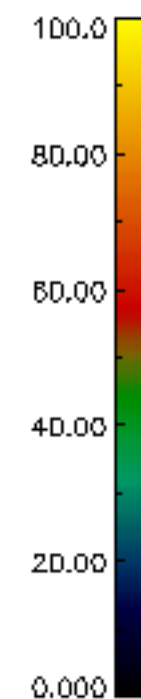
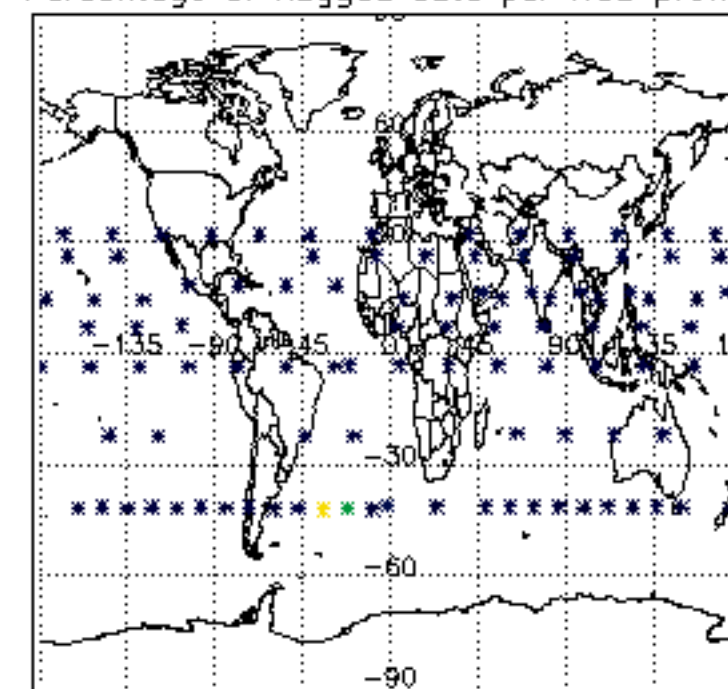
Percentage of flagged data per H2O profile

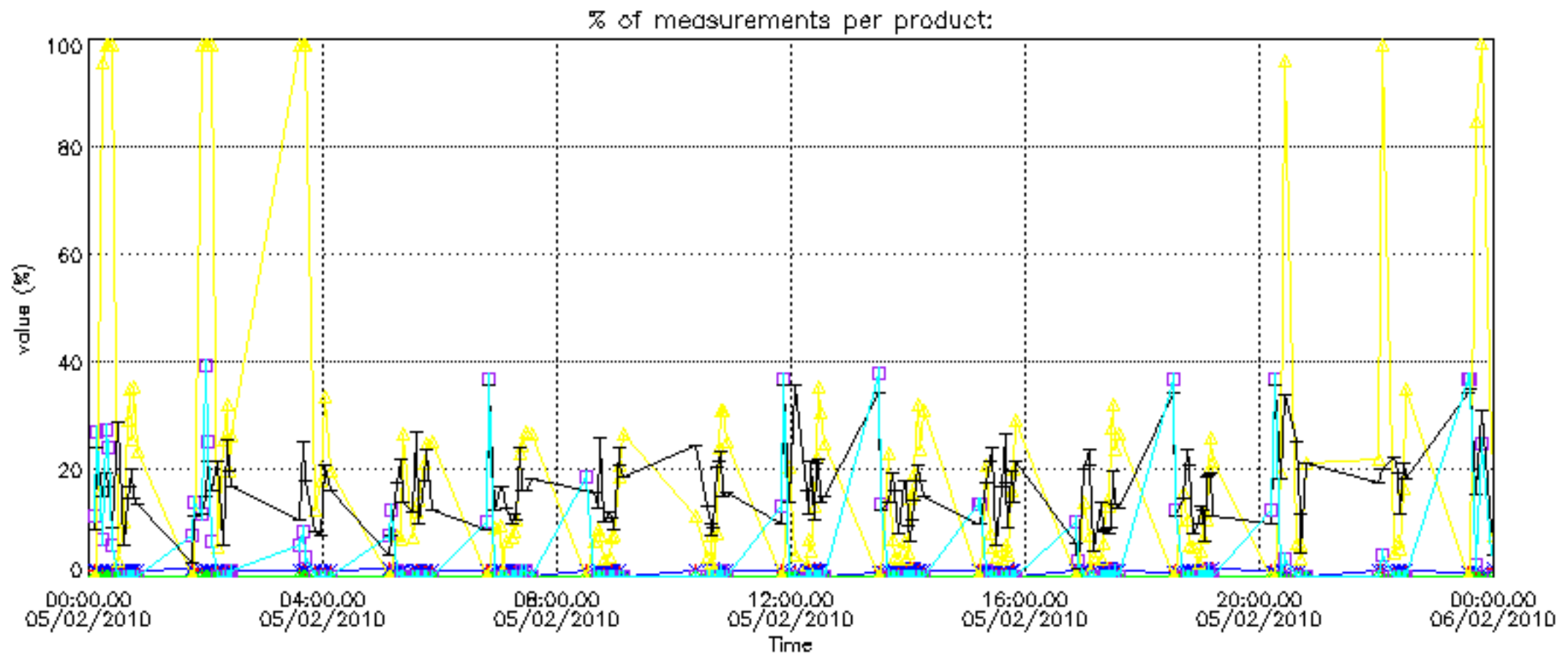


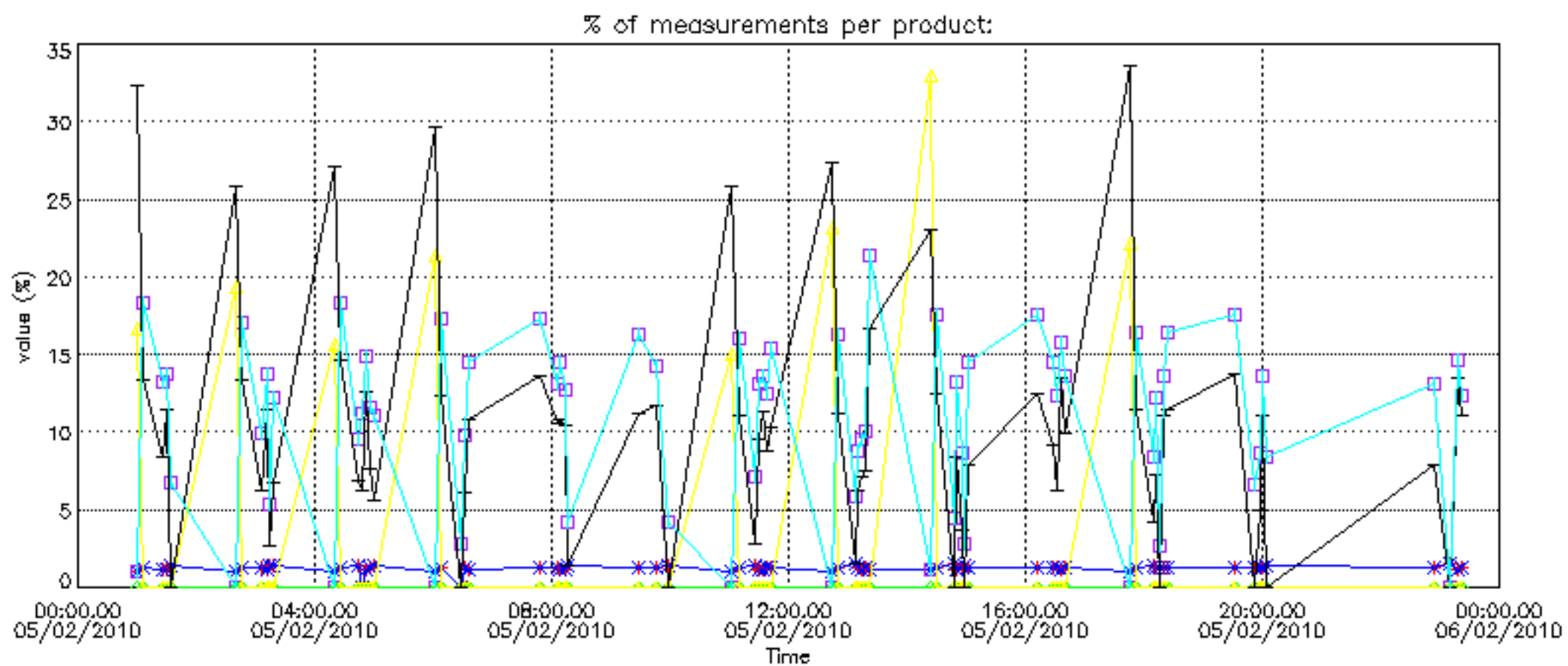
Percentage of flagged data per NO2 profile



Percentage of flagged data per NO3 profile

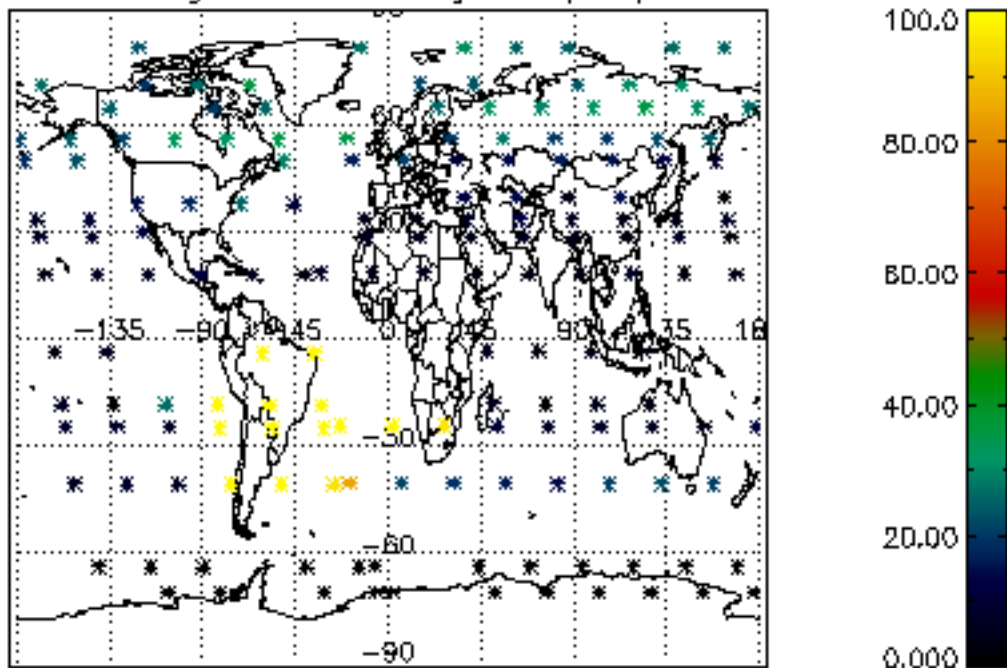




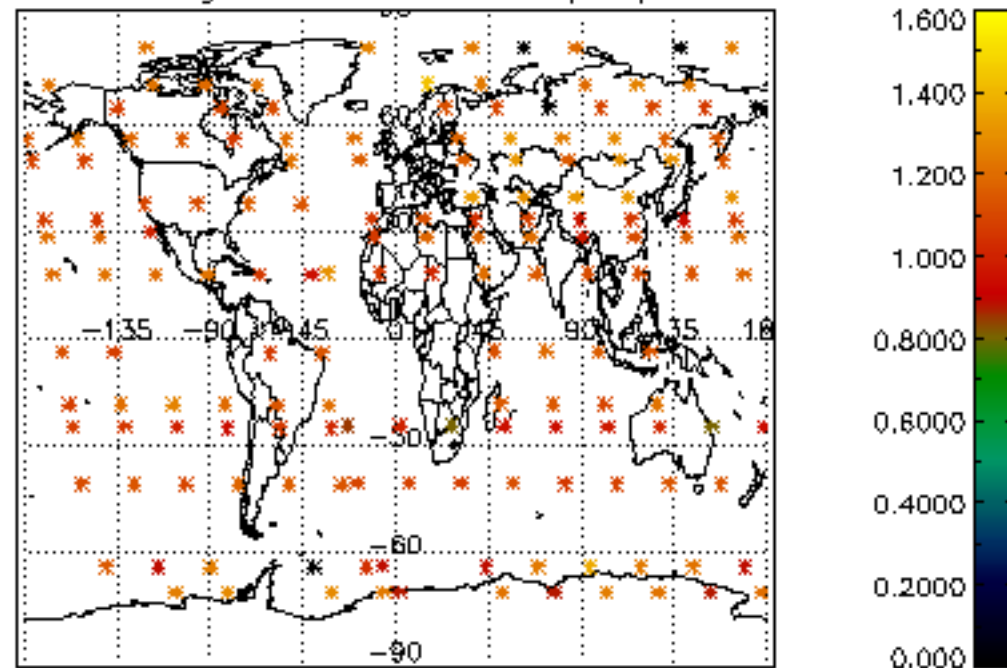




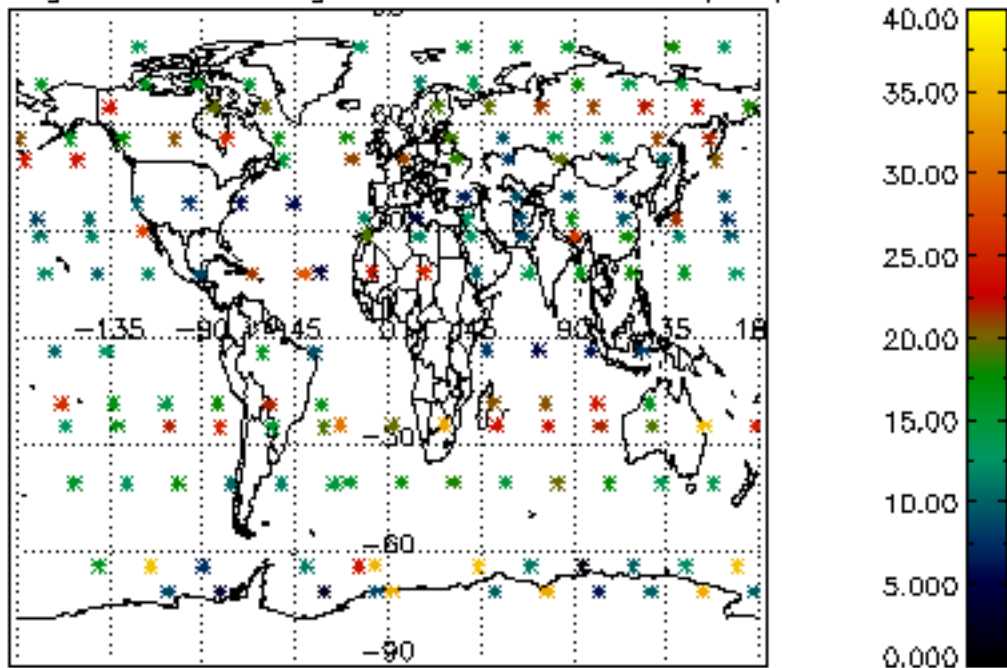
Percentage of cosmic ray hits per profile



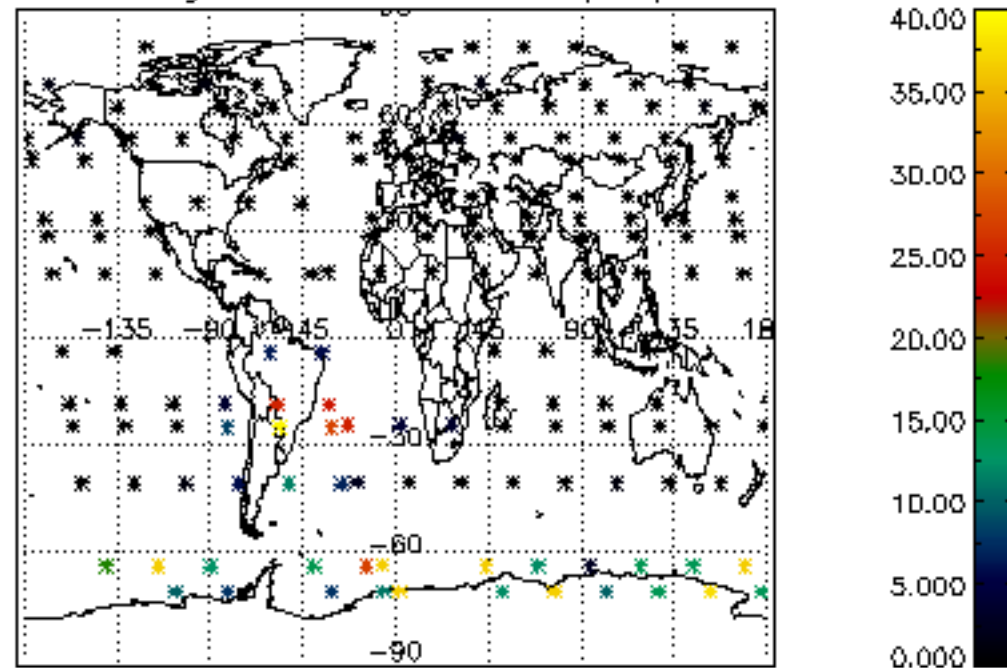
Percentage of datation errors per profile



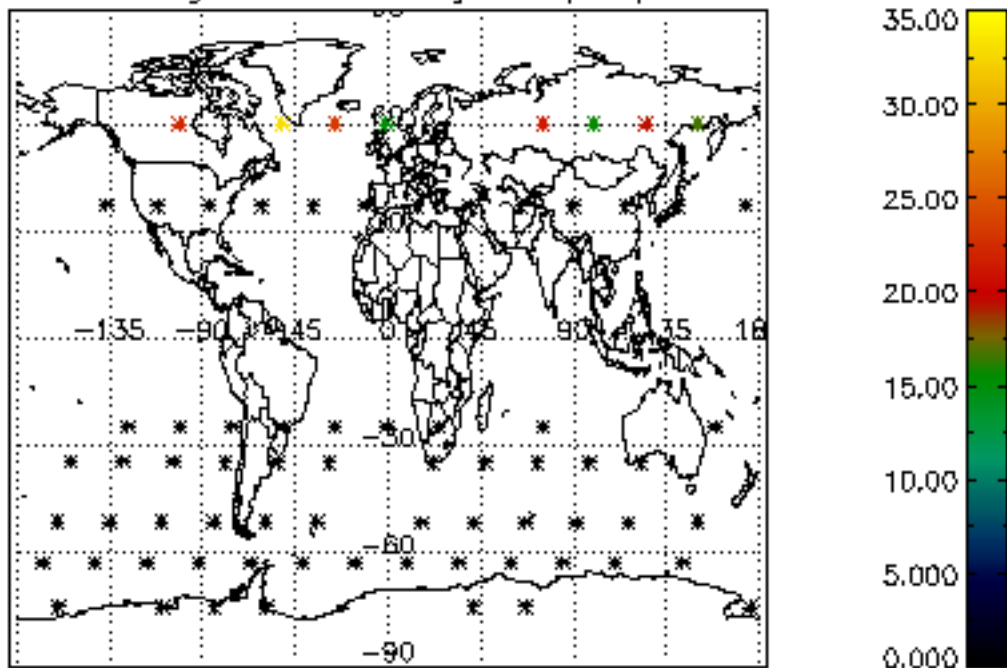
Percentage of star falling outside central band per profile



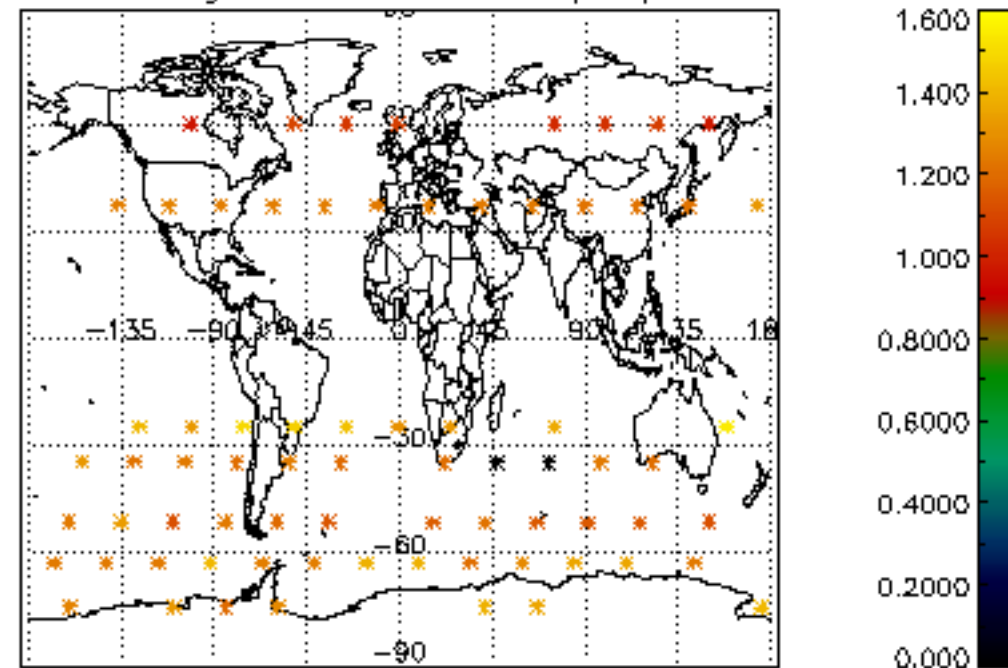
Percentage of saturation errors per profile



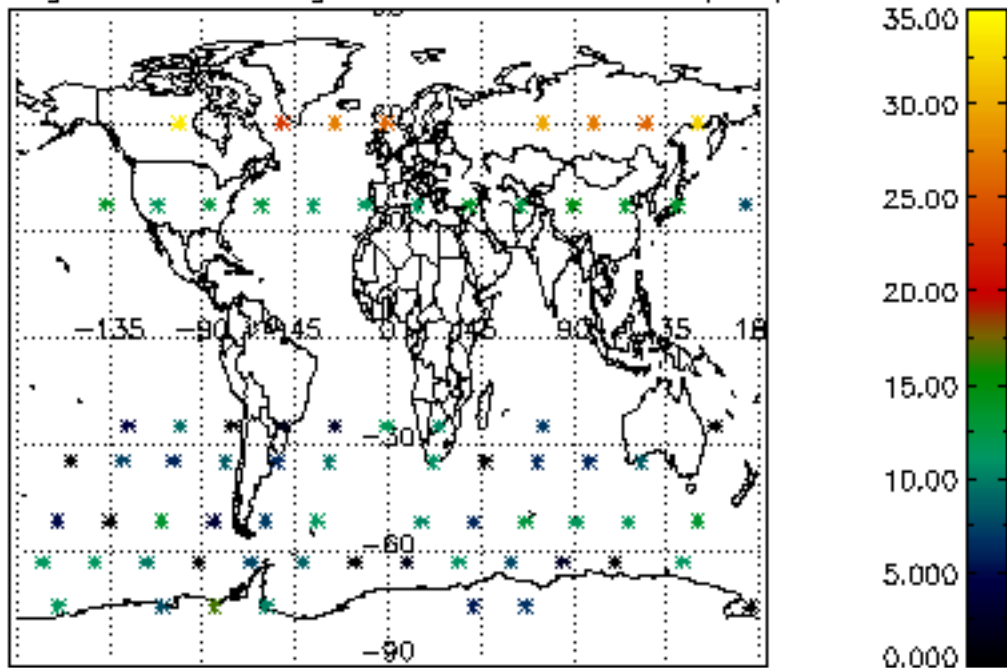
Percentage of cosmic ray hits per profile



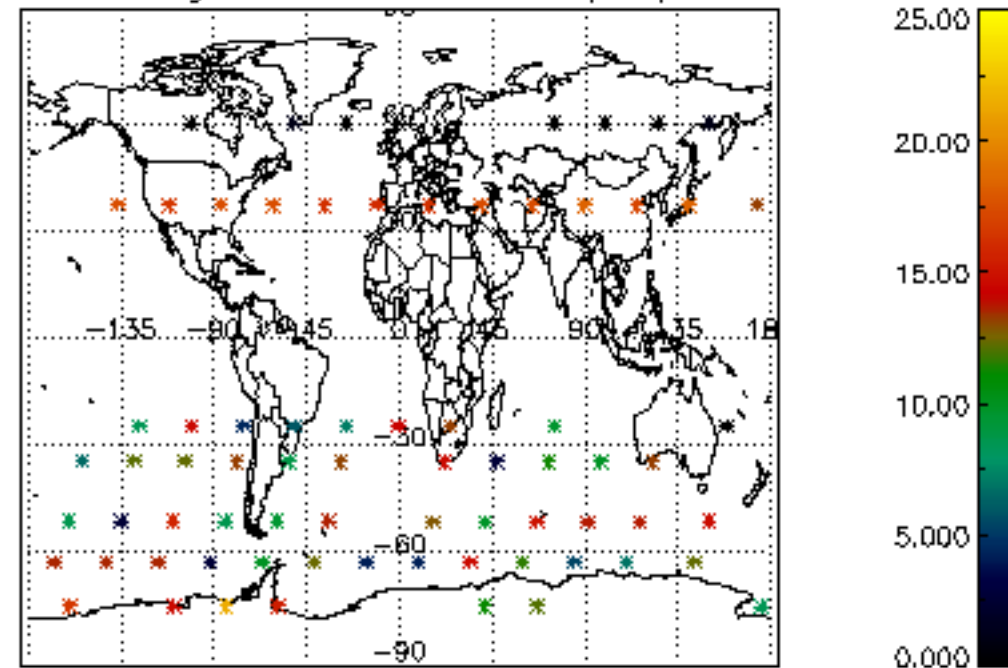
Percentage of datation errors per profile

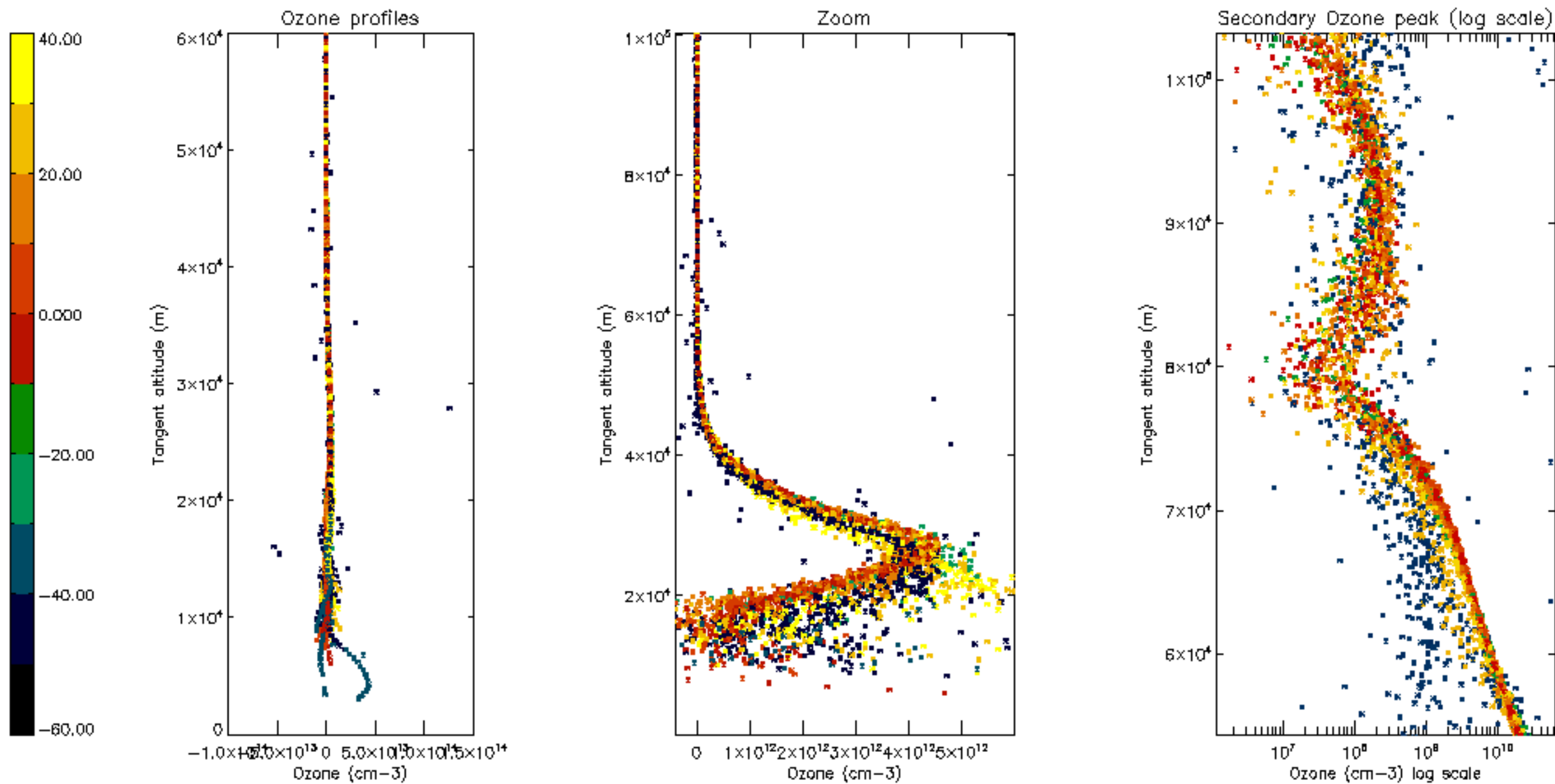


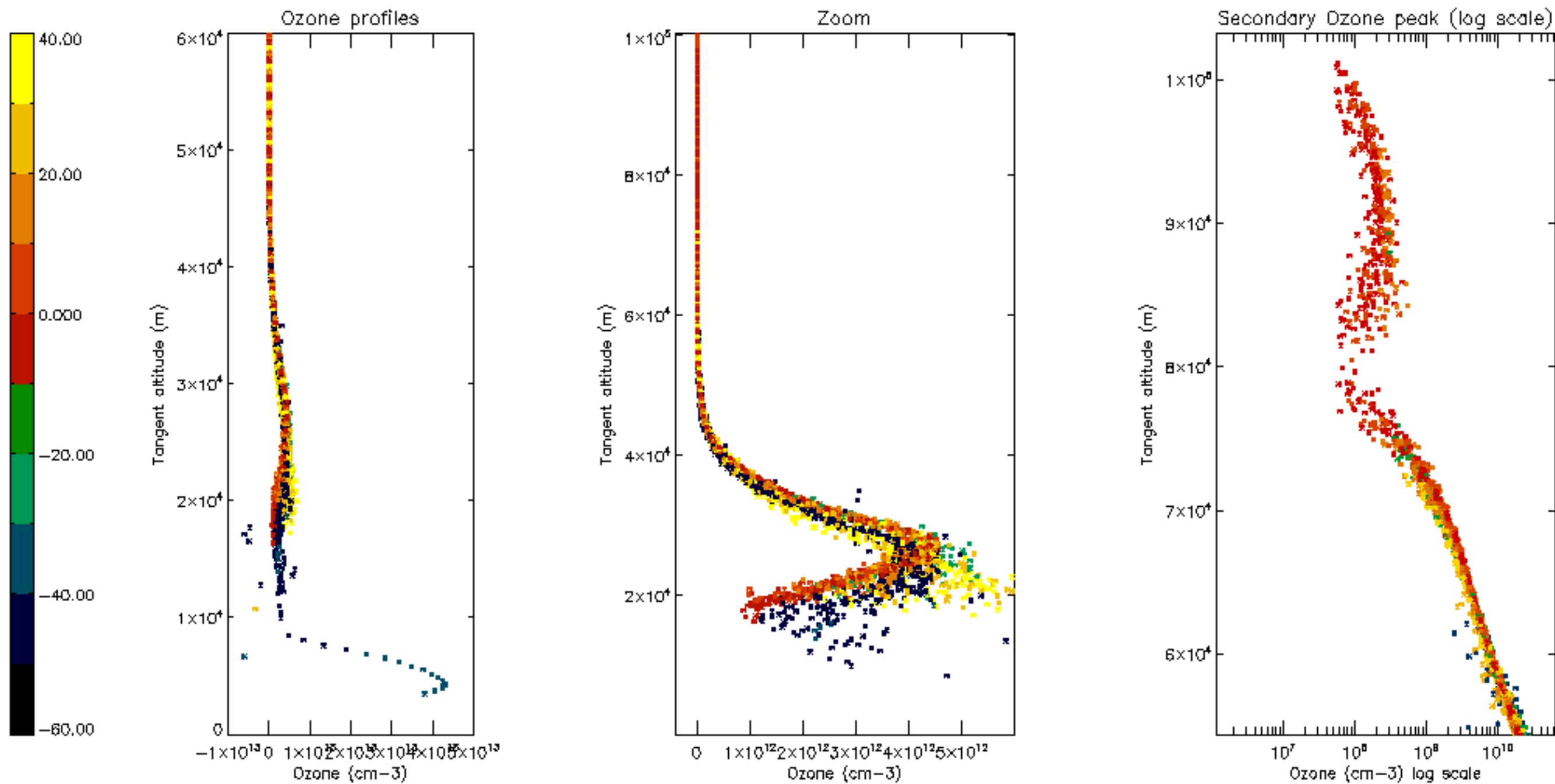
Percentage of star falling outside central band per profile



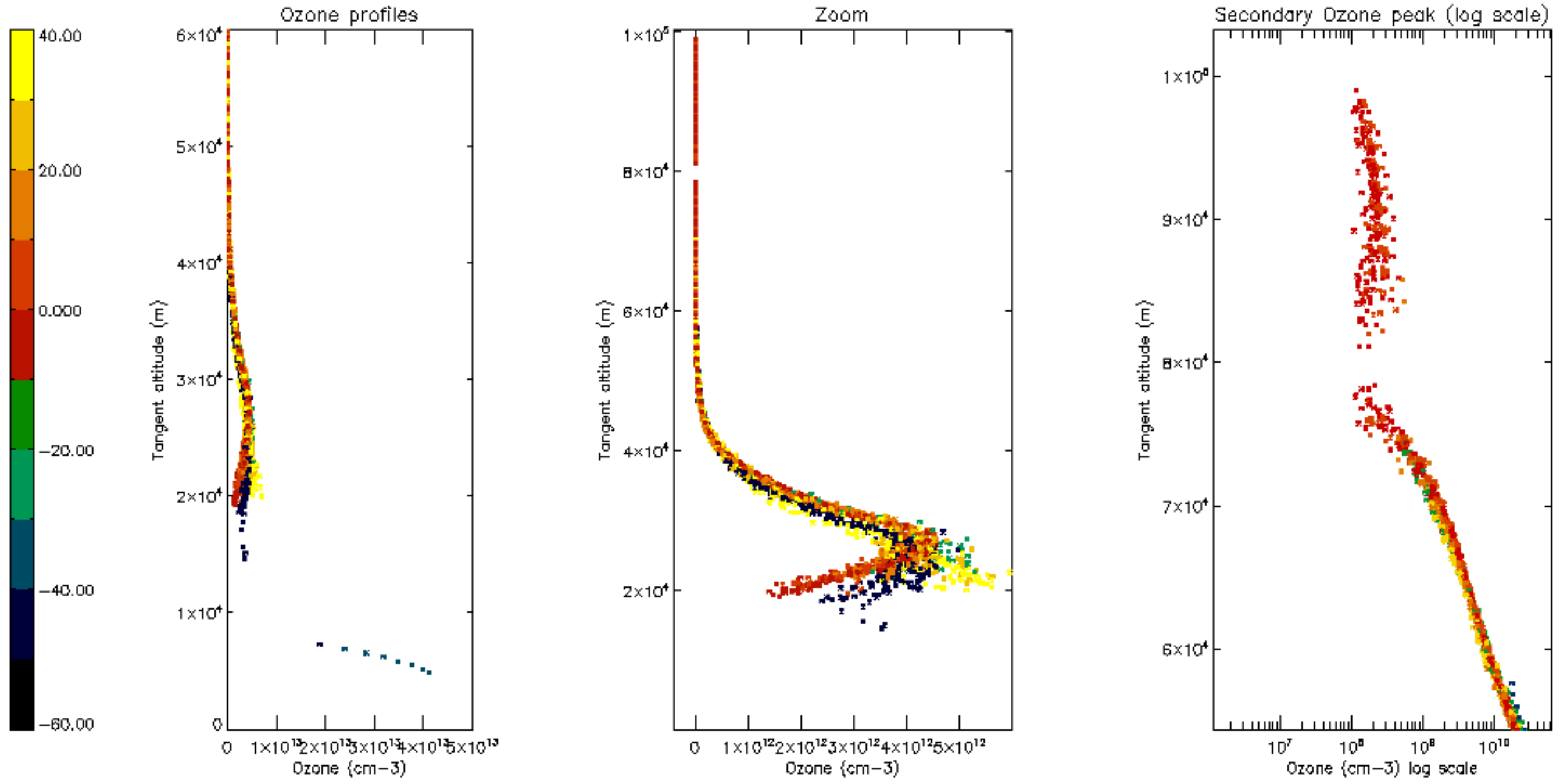
Percentage of saturation errors per profile

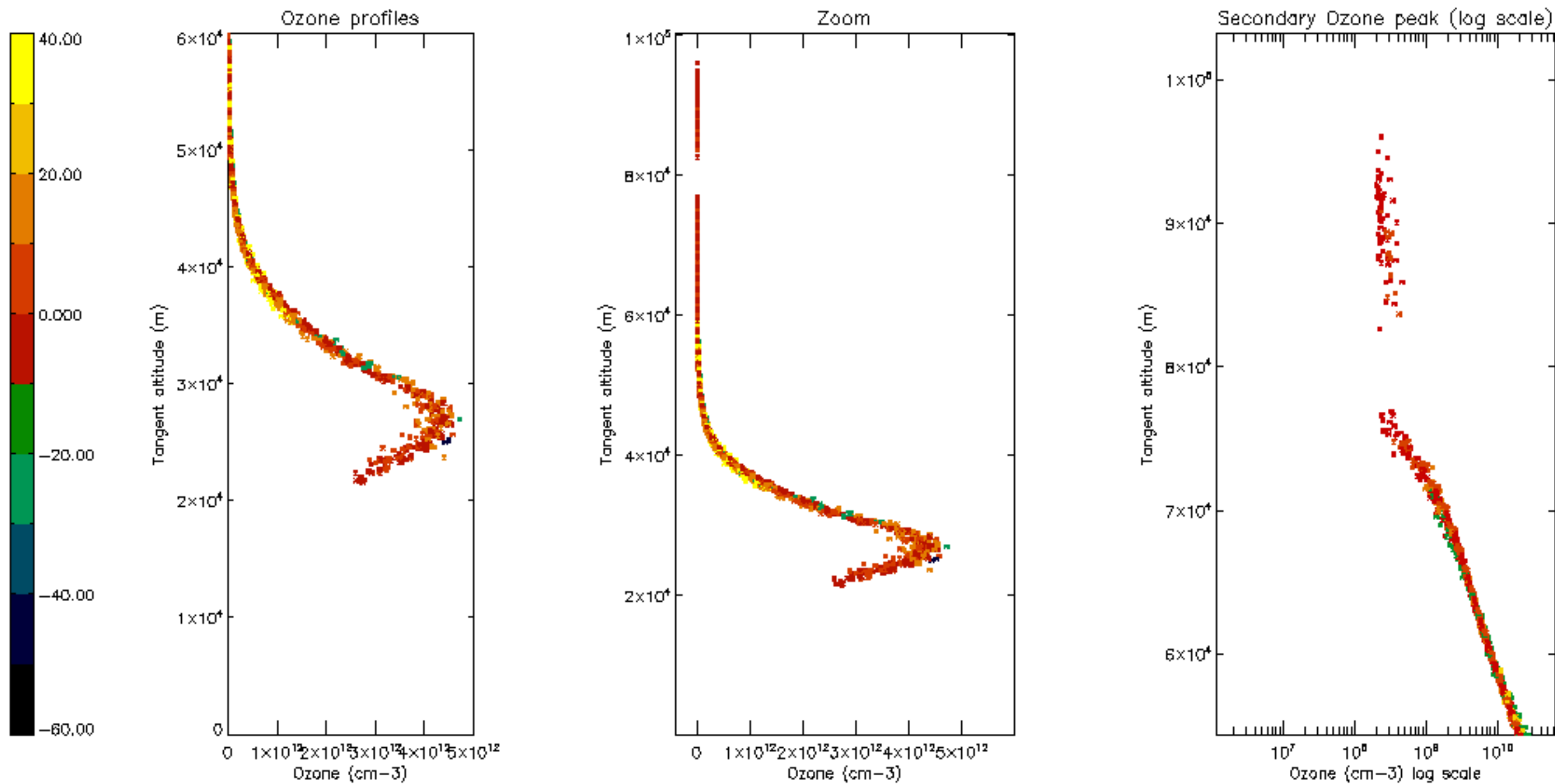


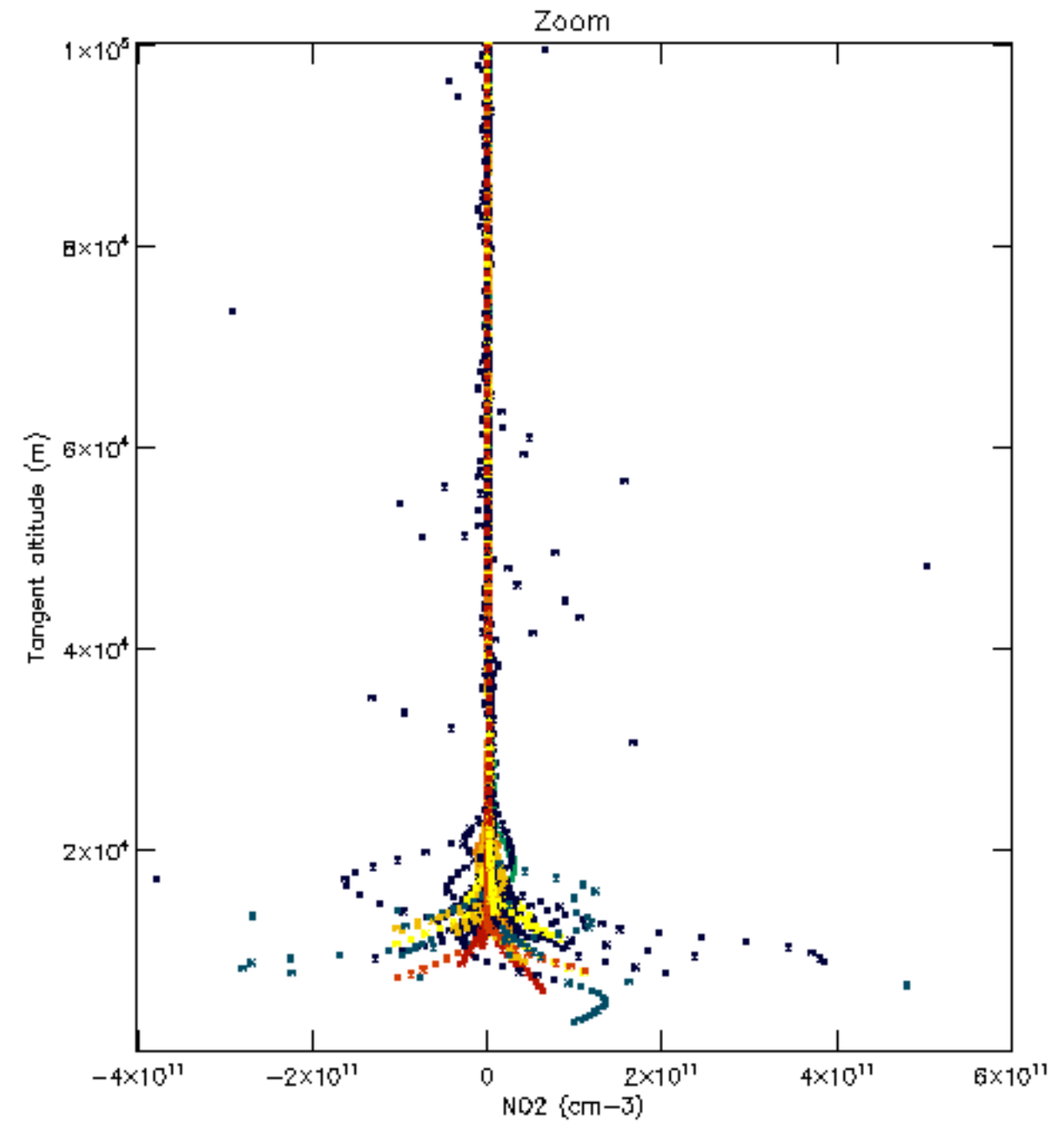
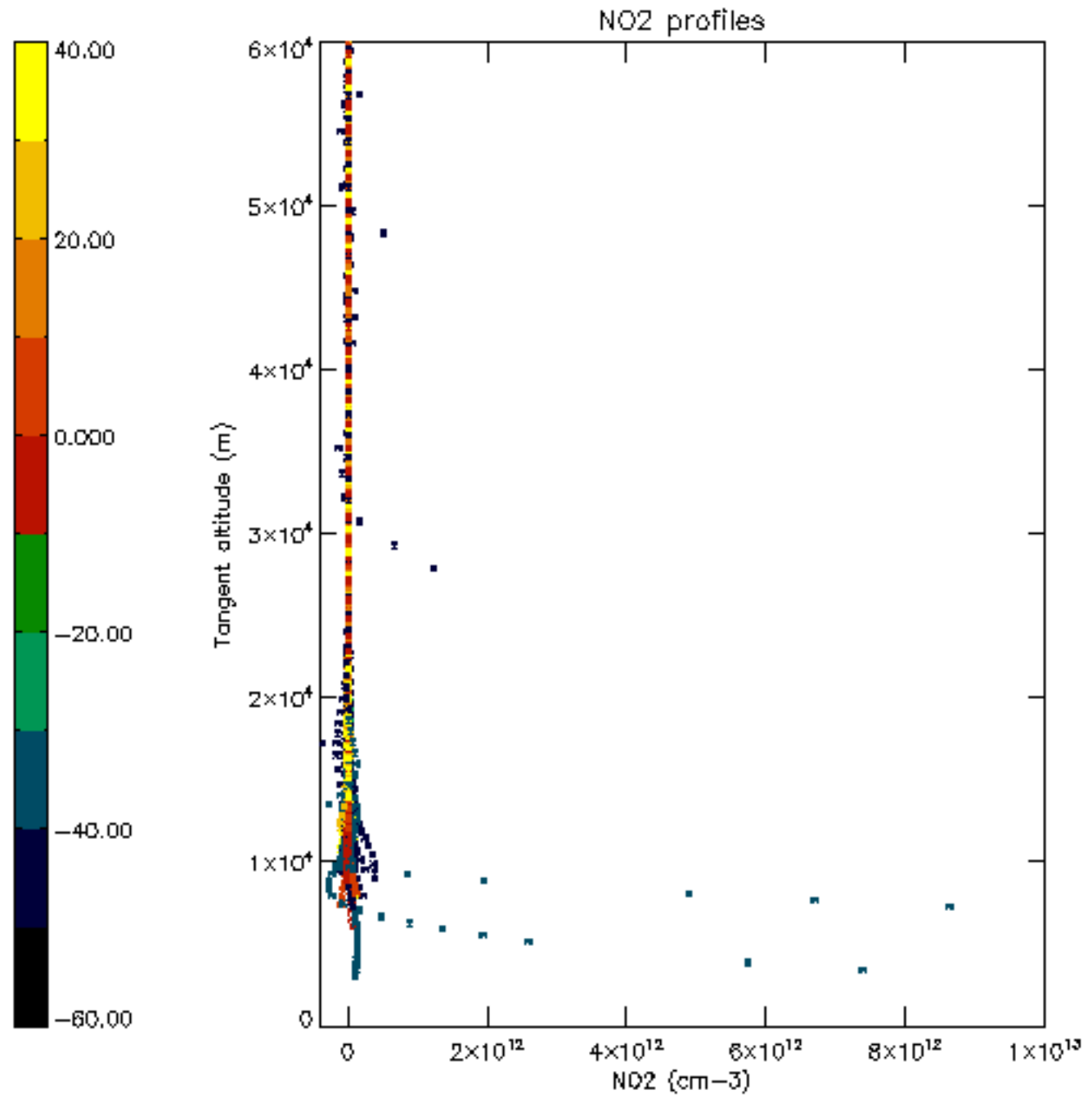


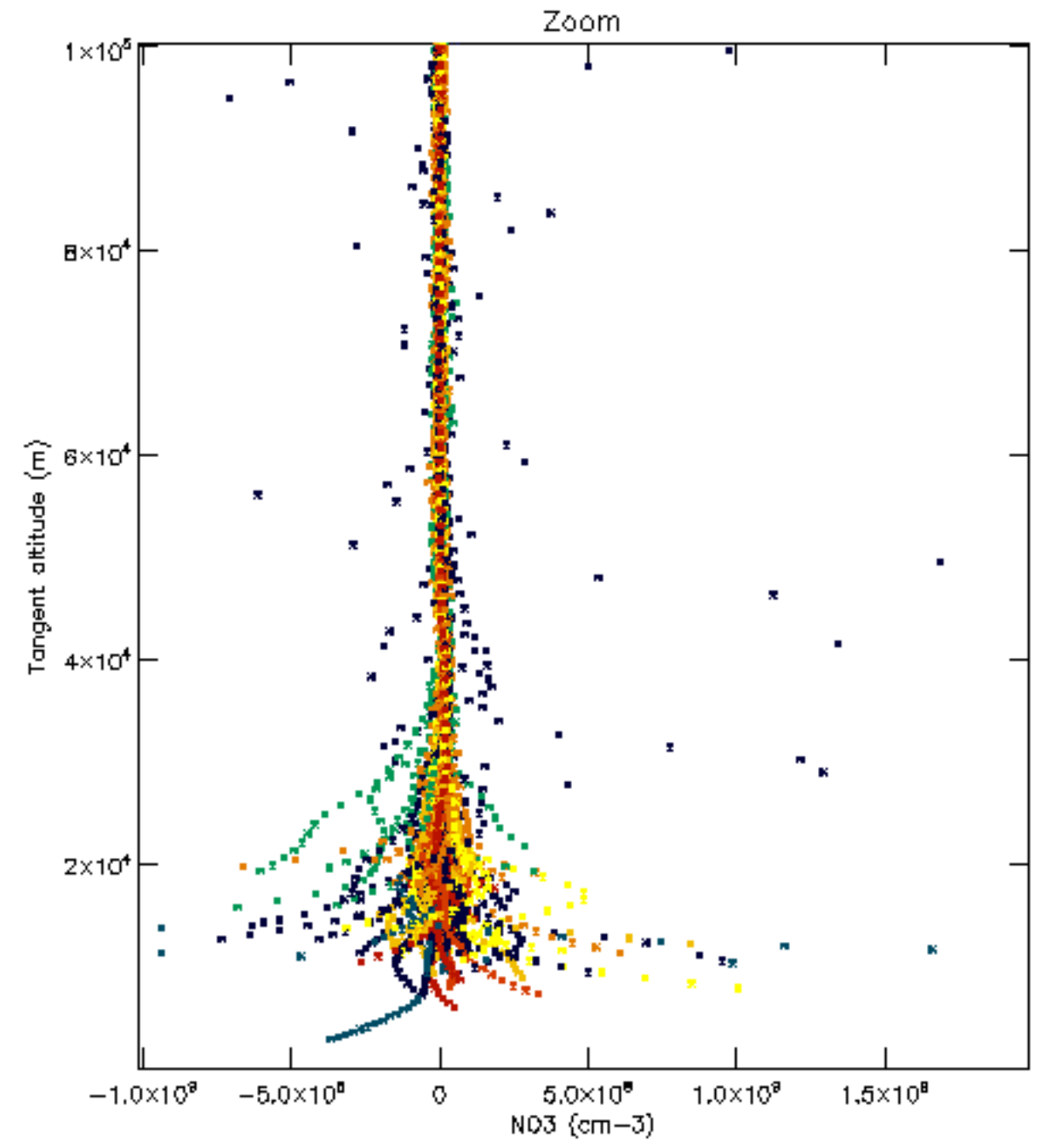
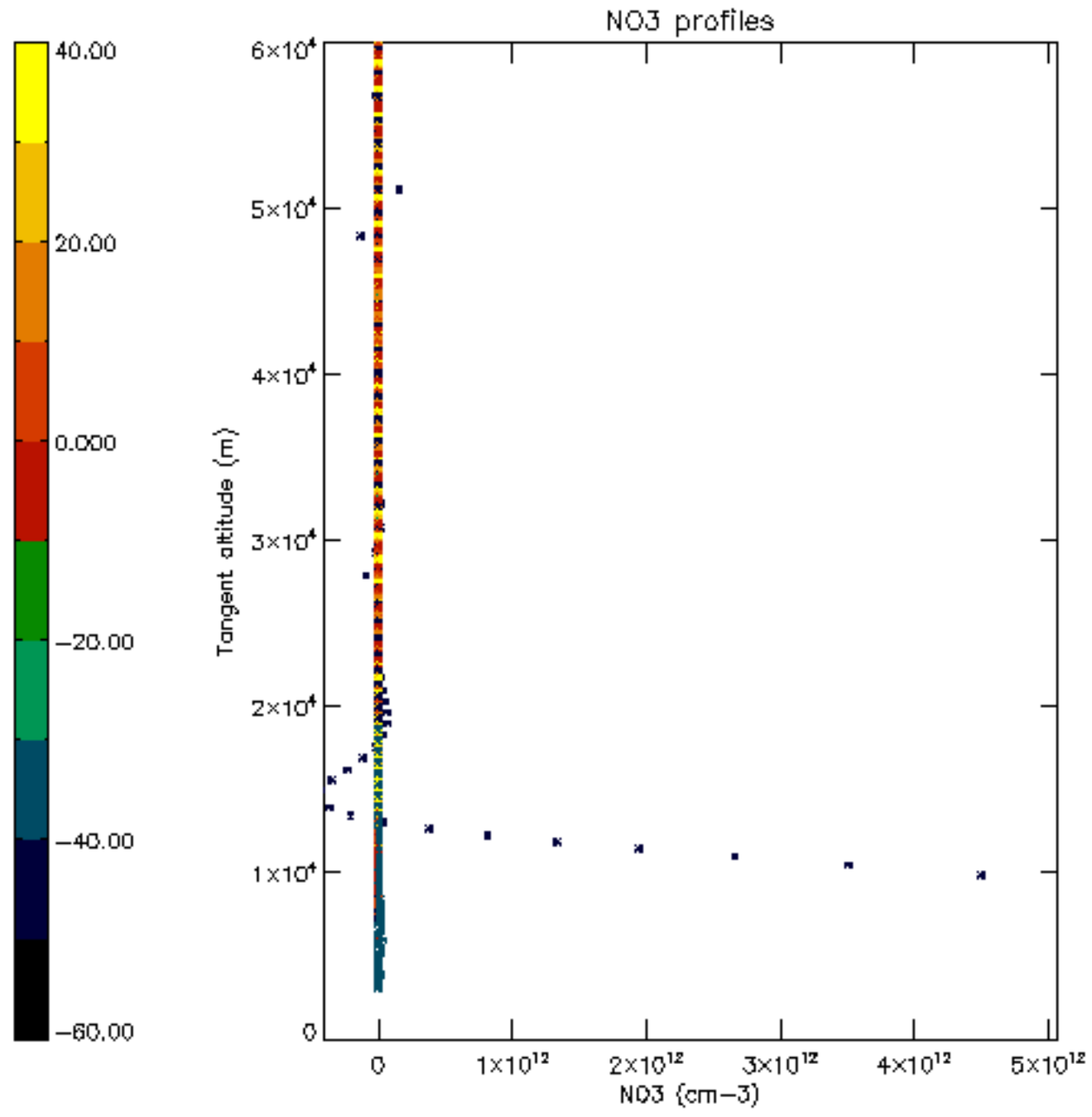




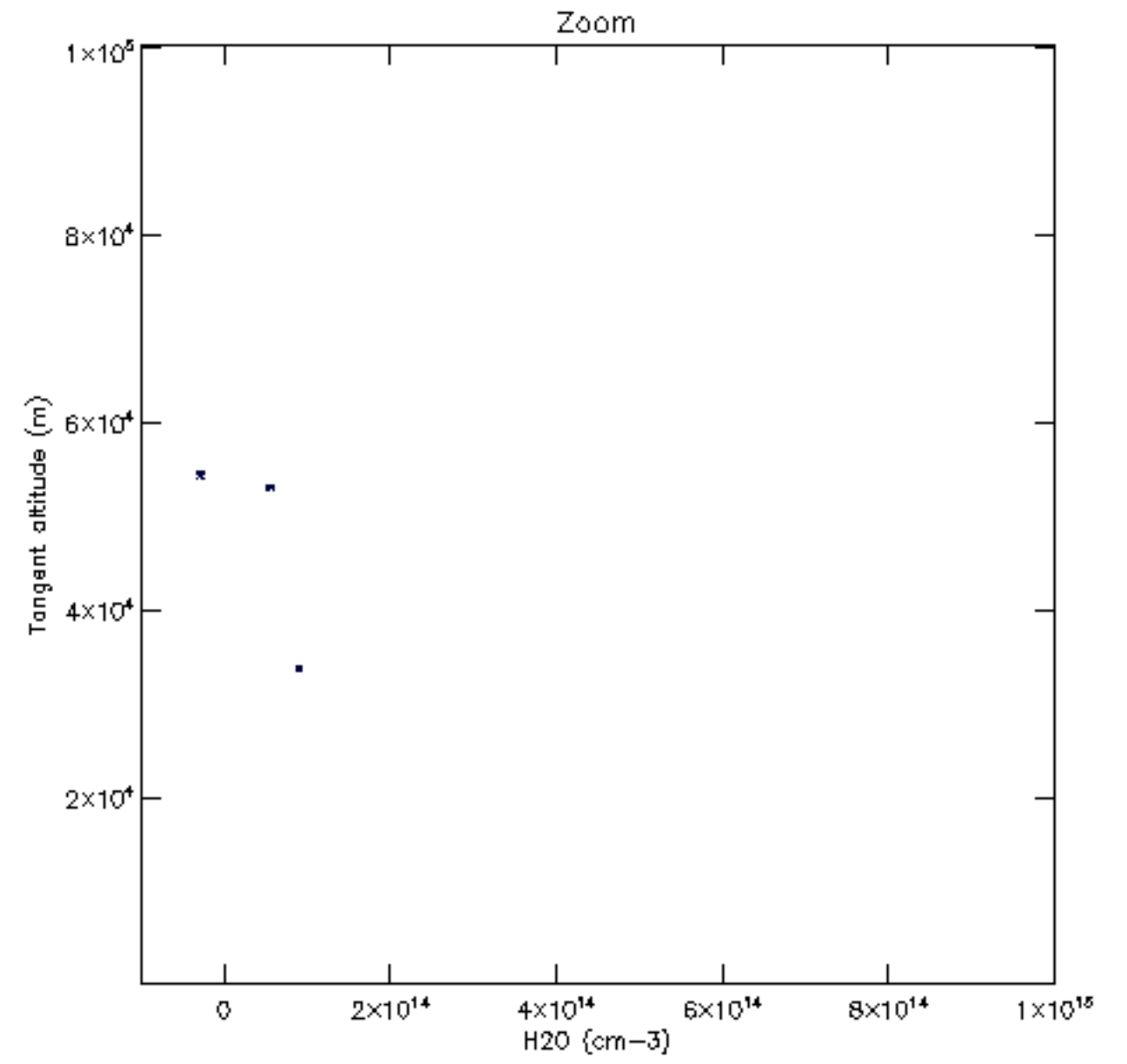
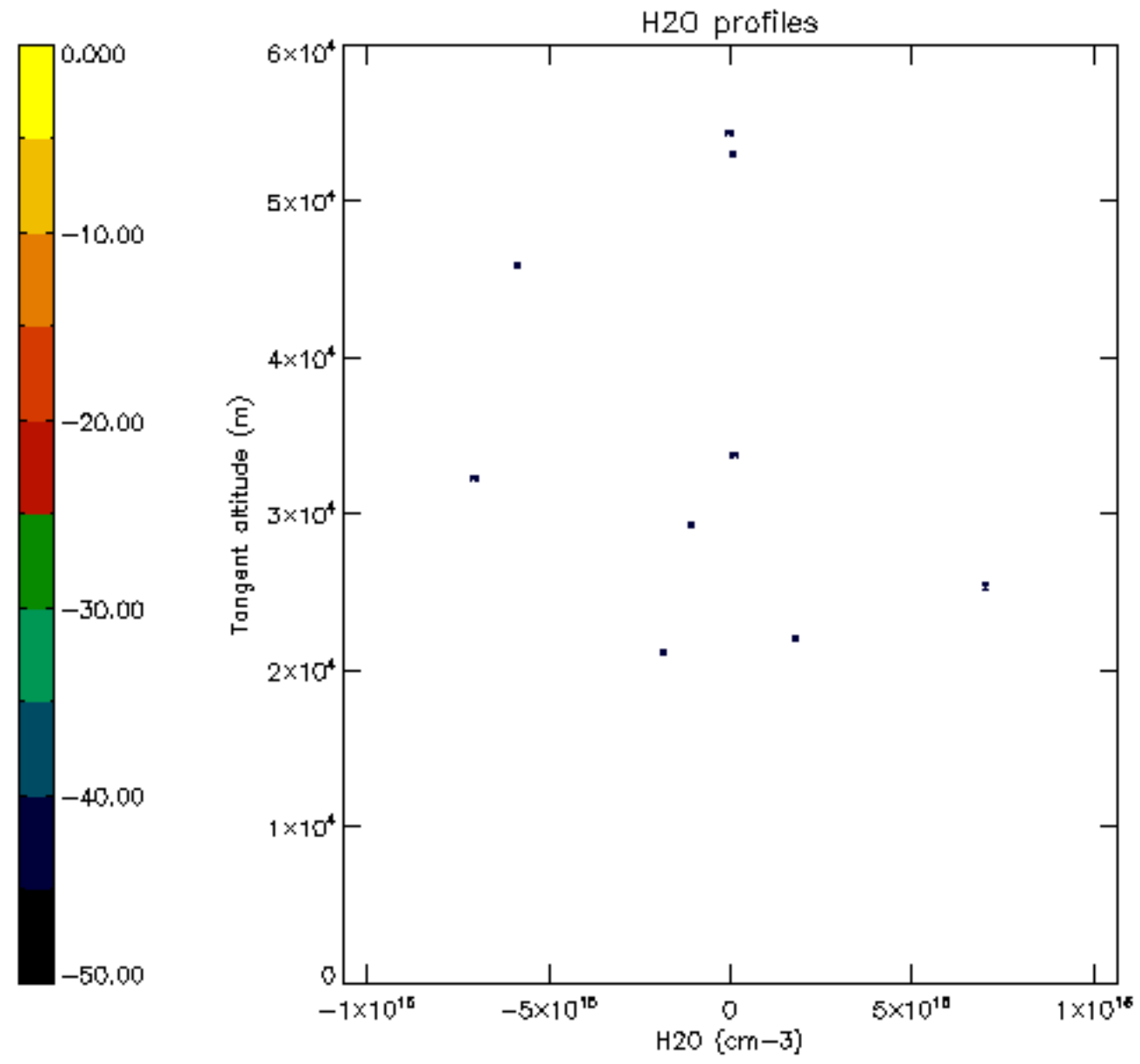


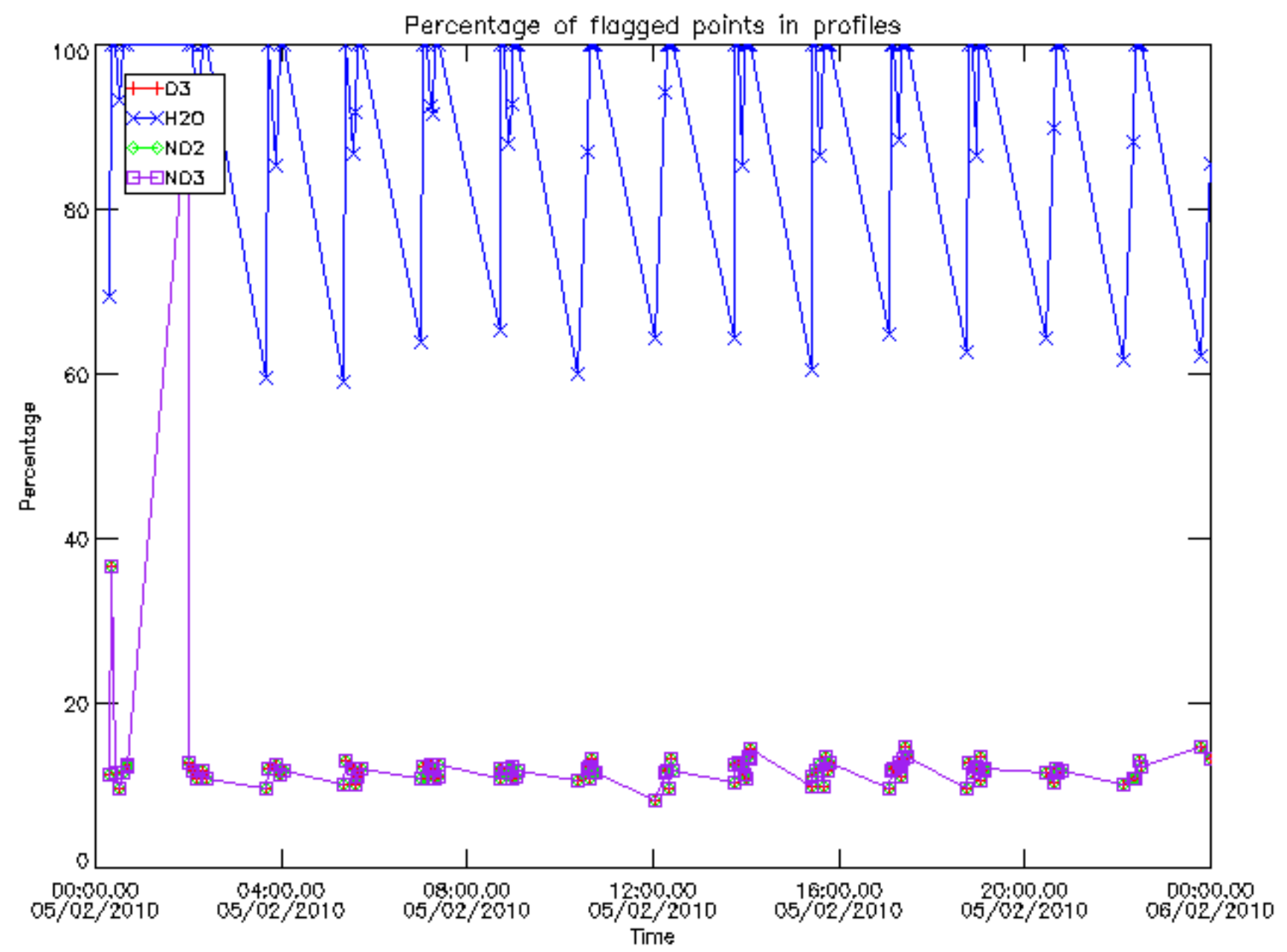




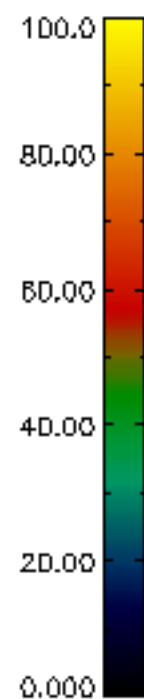
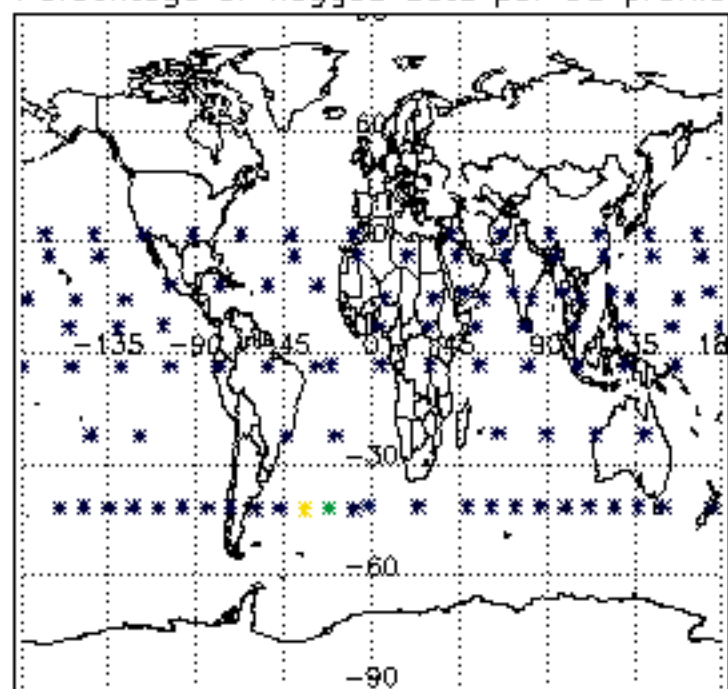




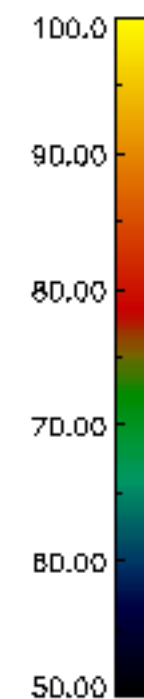
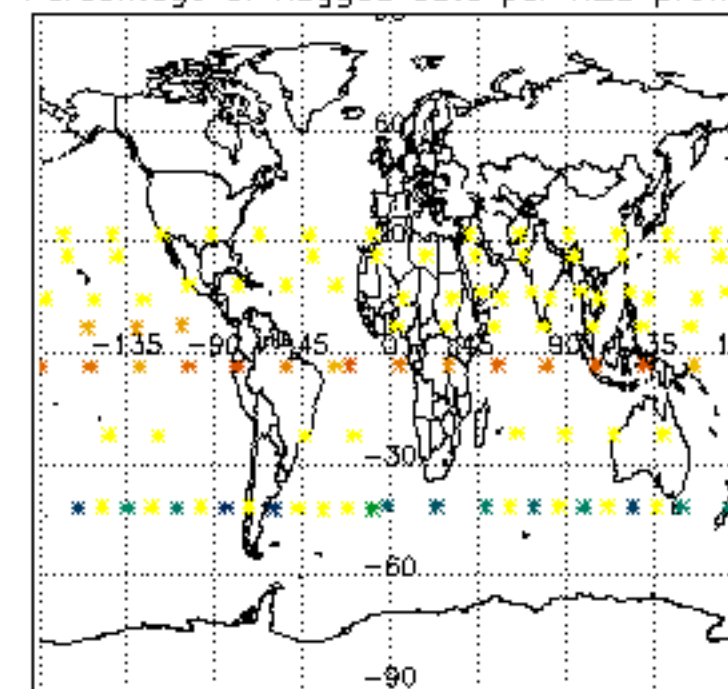




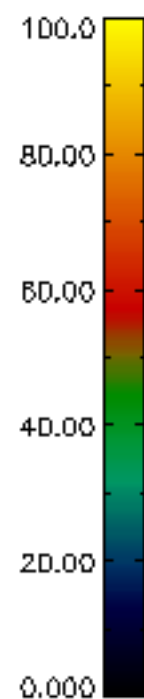
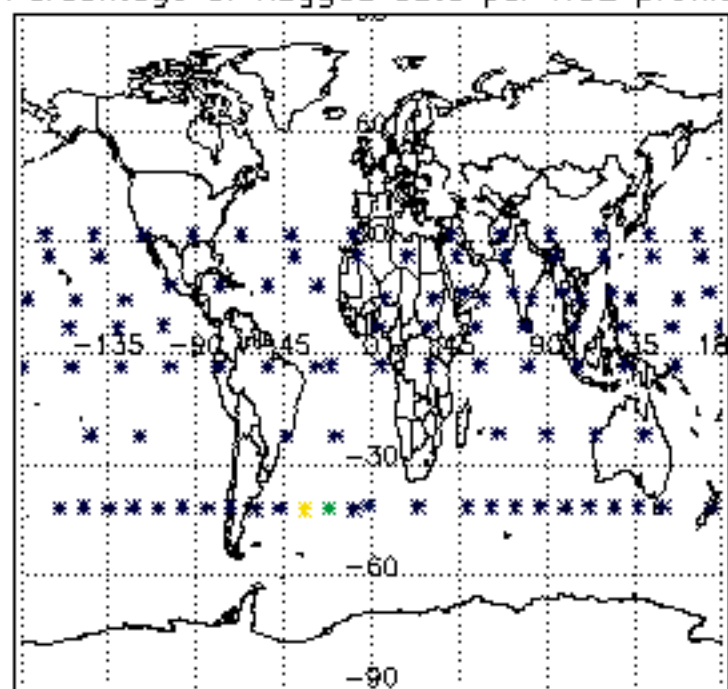
Percentage of flagged data per D3 profile



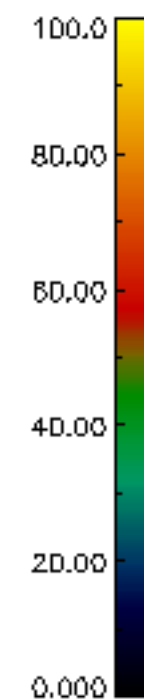
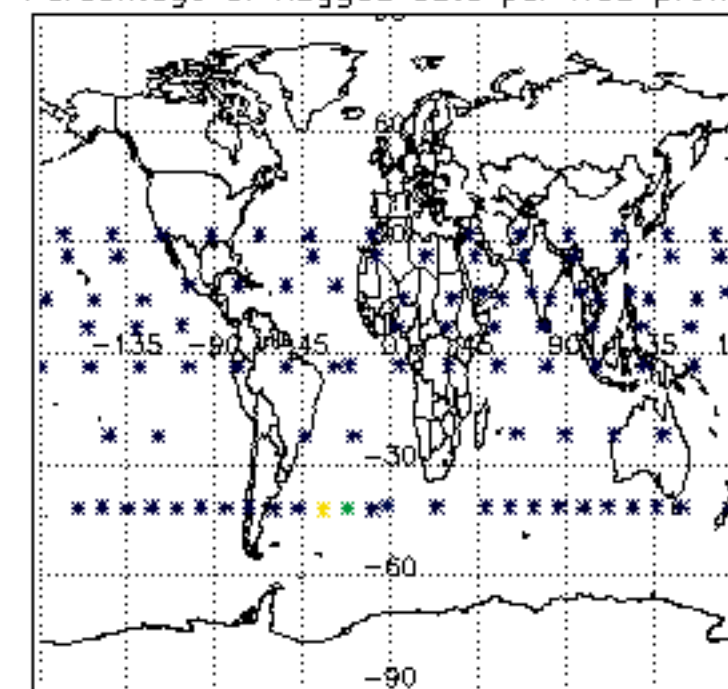
Percentage of flagged data per H2O profile

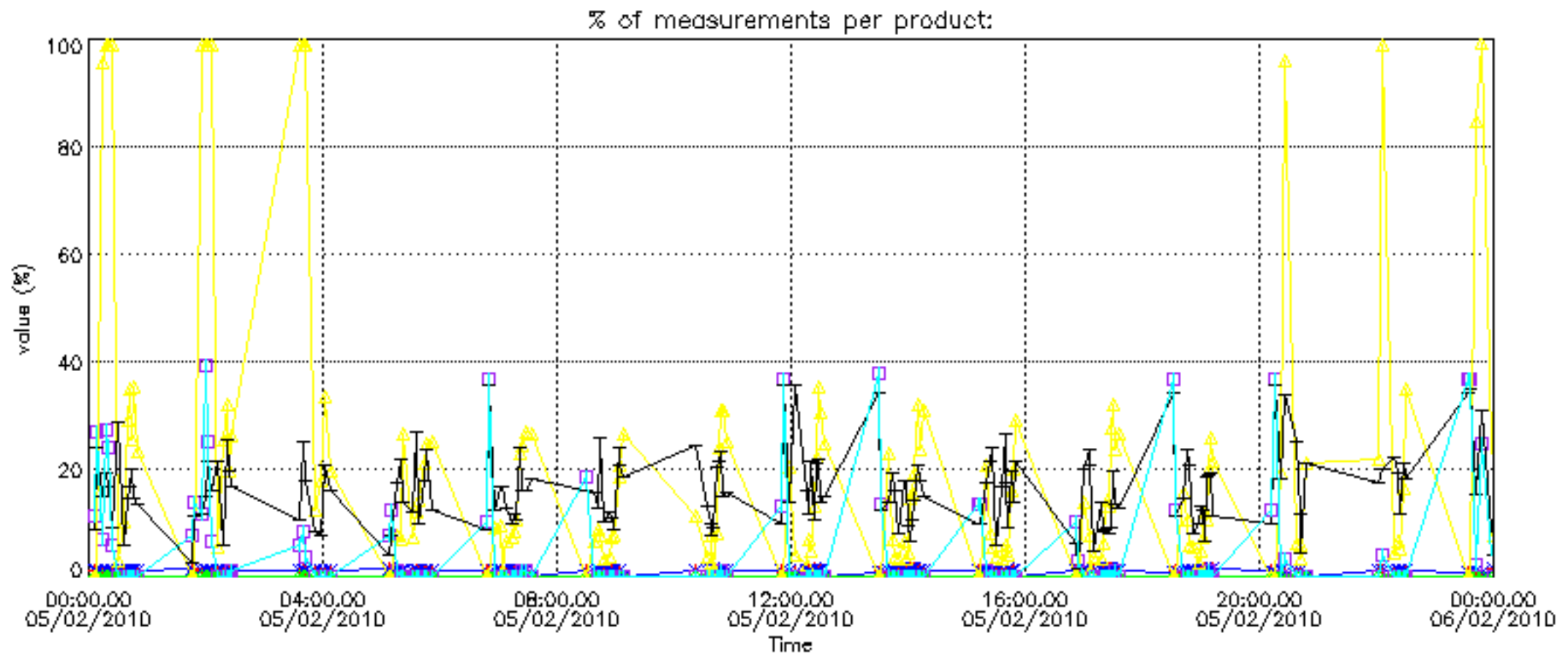


Percentage of flagged data per NO2 profile

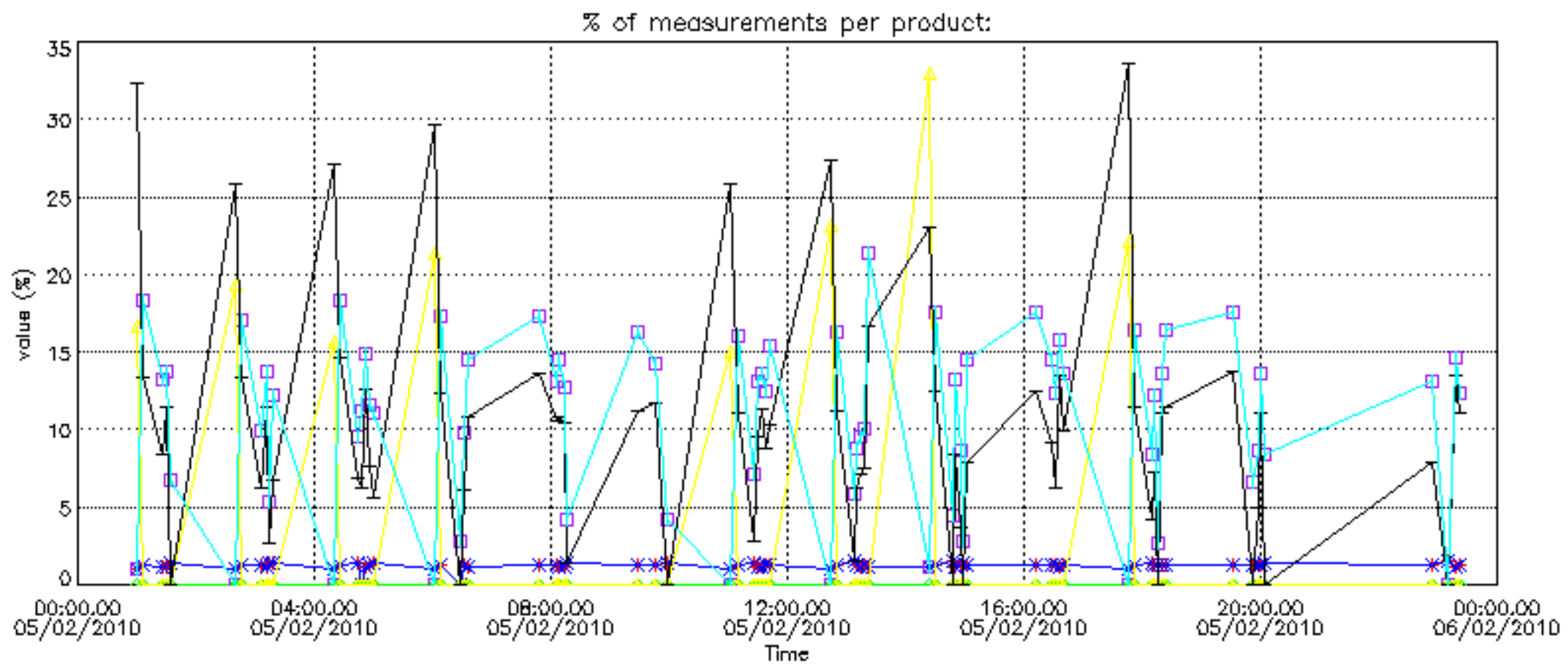


Percentage of flagged data per NO3 profile

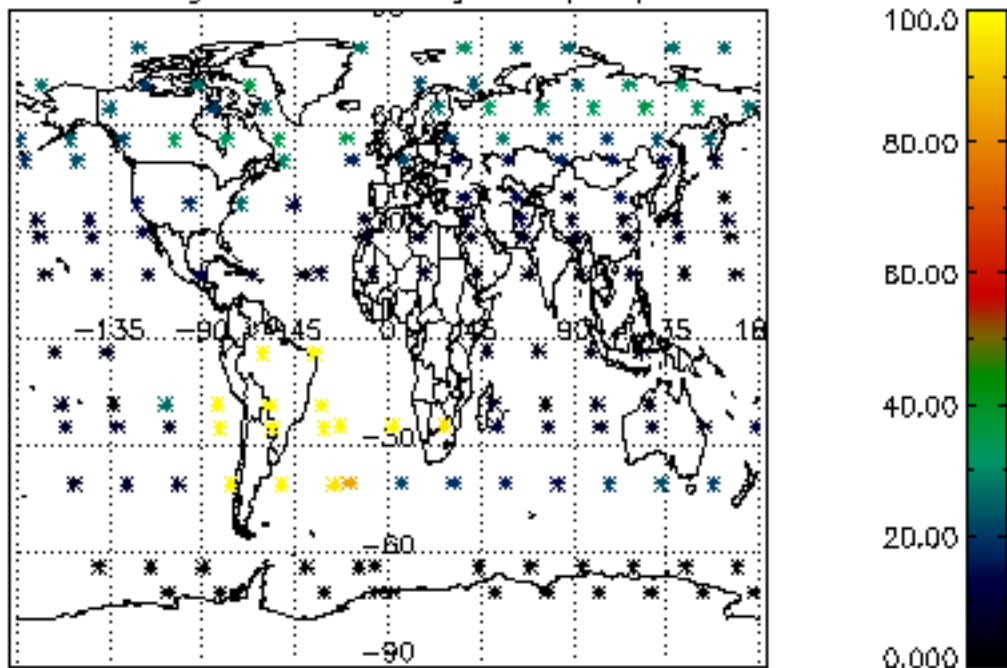




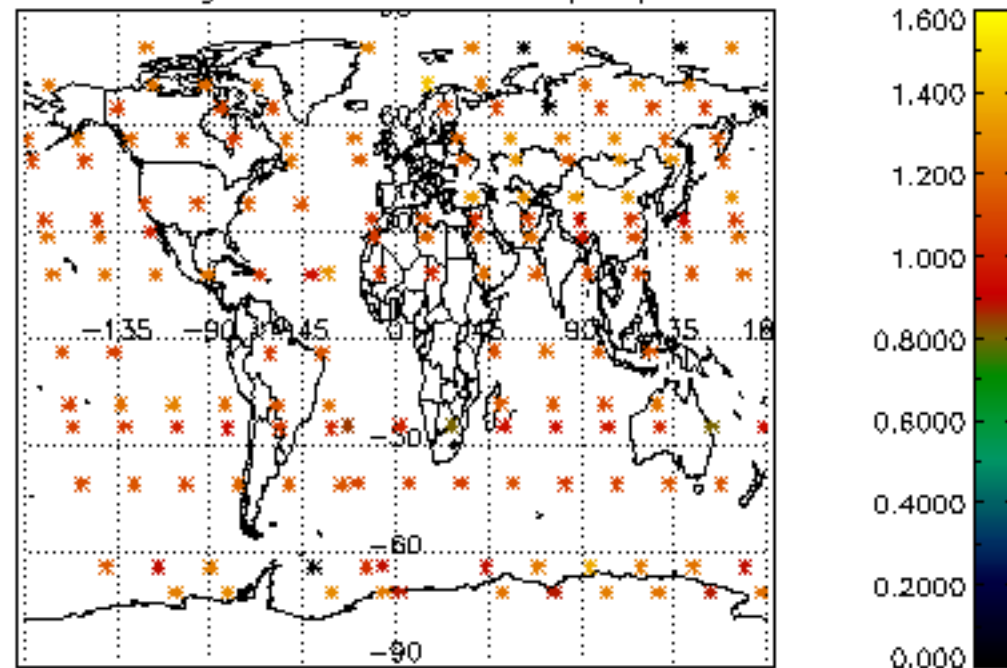




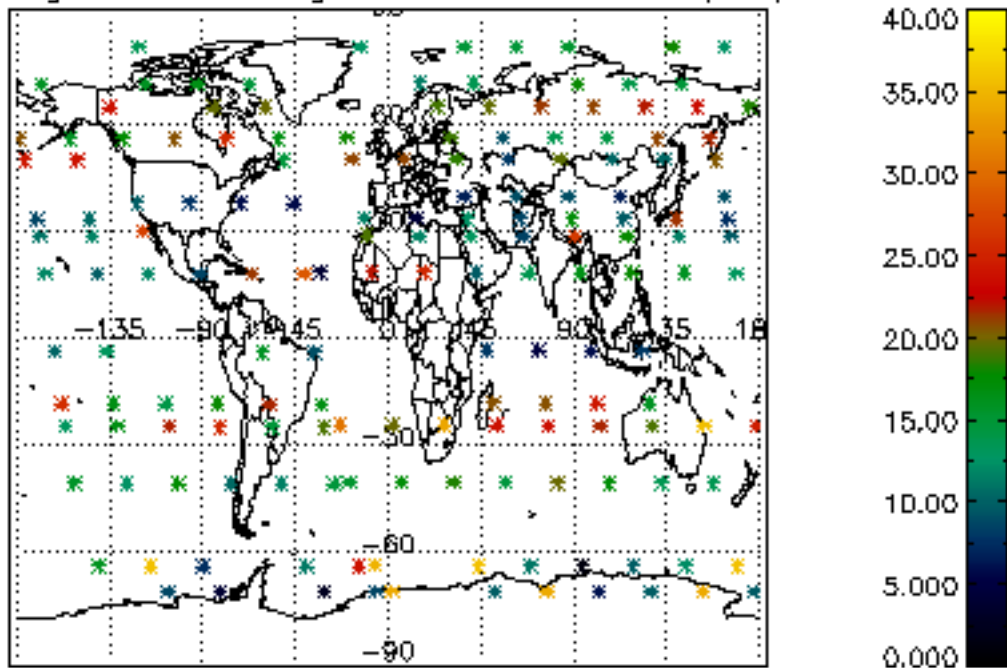
Percentage of cosmic ray hits per profile



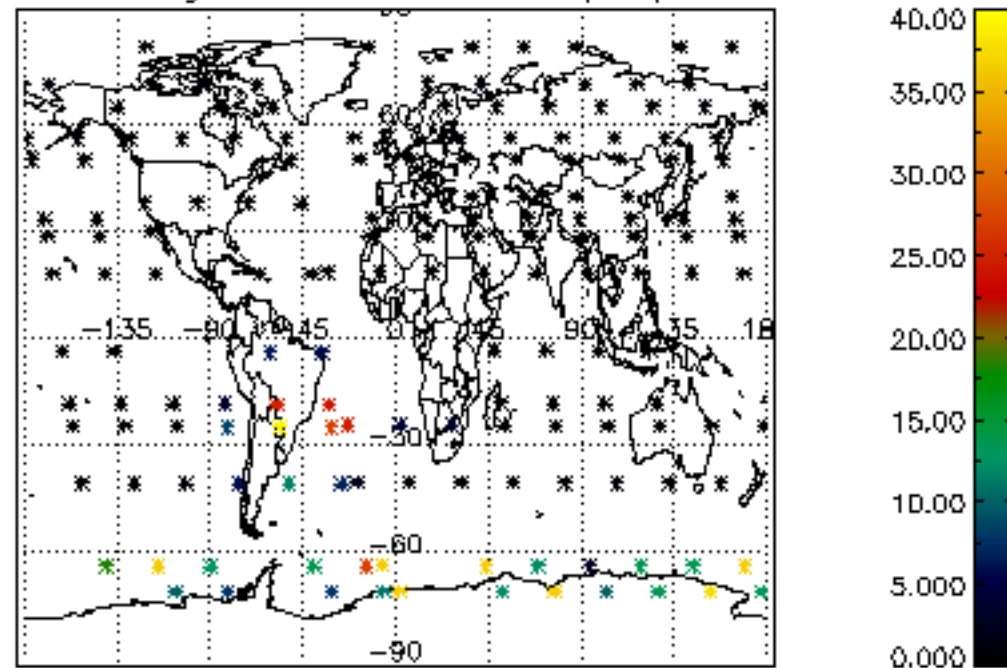
Percentage of datation errors per profile



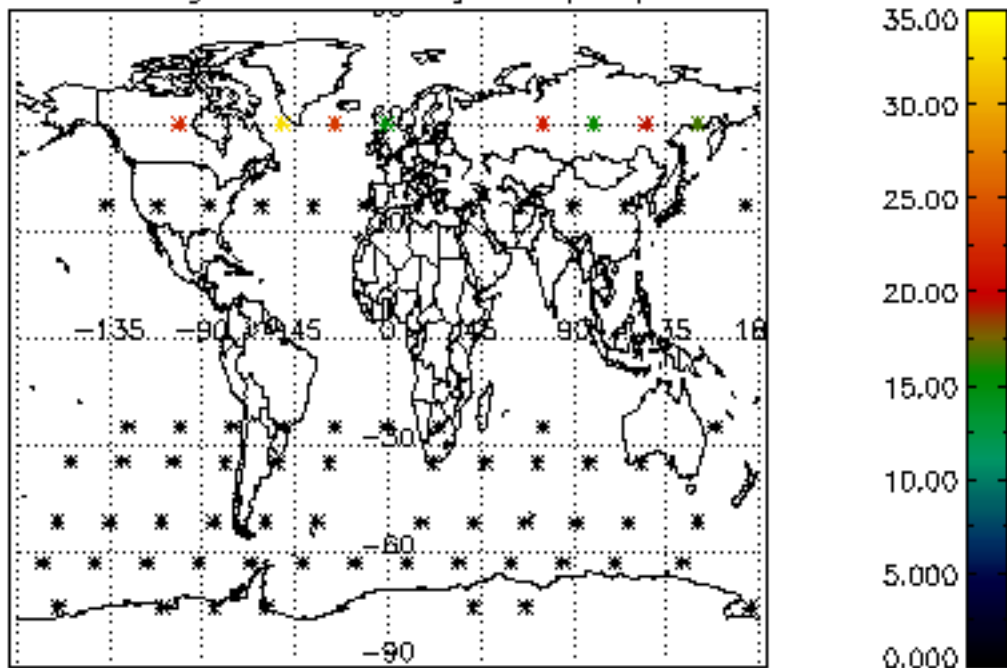
Percentage of star falling outside central band per profile



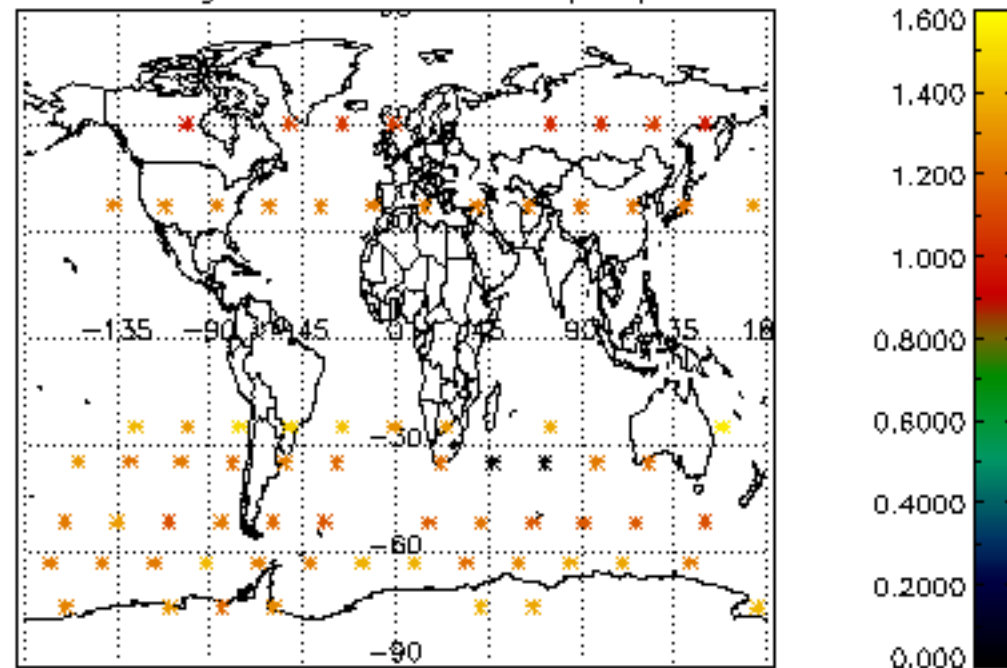
Percentage of saturation errors per profile



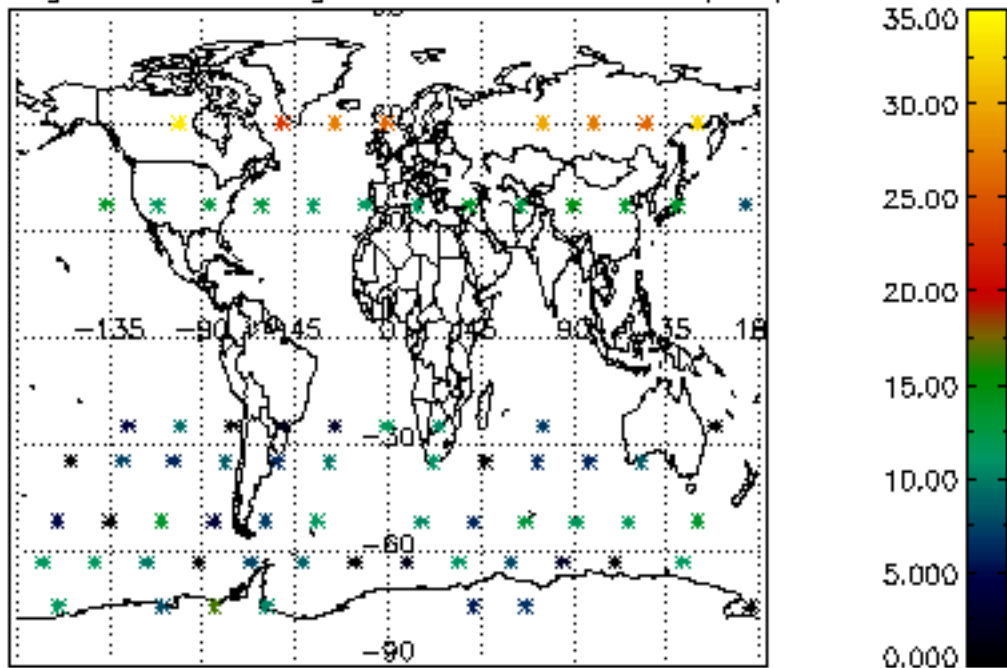
Percentage of cosmic ray hits per profile



Percentage of datation errors per profile



Percentage of star falling outside central band per profile



Percentage of saturation errors per profile

