

# GOMOS Level 2 Daily Report

## SUMMARY

### [1. General Info](#)

### [2. Summary of processed GOM\\_NL\\_2P products](#)

### [3. Level 2 Quality information per product](#)

#### [3.1 Plot of level 2 quality information per product \(time dependant\)](#)

#### [3.2 Plot of level 2 quality information per product \(world map\)](#)

### [4. Level 1 Quality information per product \(stored on level 2 products\)](#)

#### [4.1 Plot of level 1 quality information per product \(time dependant\)](#)

##### [4.1.1 Plot of level 1 quality information per product \(time dependant\): ASCENDING](#)

##### [4.1.2 Plot of level 1 quality information per product \(time dependant\): DESCENDING](#)

#### [4.2 Plot of level 1 quality information per product \(world map\)](#)

##### [4.2.1 Plot of level 1 quality information per product \(world map\): ASCENDING](#)

##### [4.2.2 Plot of level 1 quality information per product \(world map\): DESCENDING](#)

### [5. Ozone profiles based on quality statistics and other trace gas profiles](#)

#### [5.1 Ozone statistics based on quality of products](#)

#### [5.2 Plot ozone profiles for all STD \(dark without errors\)](#)

#### [5.3 Plot ozone profiles where STD < 20% \(dark without errors\)](#)

#### [5.4. Plot ozone profiles where STD < 10% \(dark without errors\)](#)

#### [5.5. Plot ozone profiles where STD < 5% \(dark without errors\)](#)

#### [5.6 Plot NO2 profiles for all STD \(dark without errors\)](#)

#### [5.7 Plot NO3 profiles for all STD \(dark without errors\)](#)

#### [5.8 Plot H2O profiles \(only for occultations of stars 1,2,3,4,13,14,16,26,63 dark without errors\) for all STD](#)

### [6. Auxiliary Data Files used for the production reported in section 2](#)

This report presents the daily analysis on parameters extracted from GOMOS level 2 data (GOM\_NL\_\_2P). It is intended to monitor some important parameters that will impact the quality of these products. A list of level 2 products (and content) that have arrived during the reporting day to the PCF is also given.

Item	Value
Time of report generation	26APR2013 17:06:31
Data source version	GOMOS/6.01
Start time of products	02-02-2010 (02FEB2010 00:00:00)
Stop time of products	03-02-2010 (03FEB2010 00:00:00)
Store outputs in DB	Yes
Nb of level 2 prods	273
Nb of prods with errors	0

## 2. Summary of processed GOM\_NL\_\_2P products.

Nr	Filename	UTC Start time	Limb	Duration	Star Id	Star Name	Star Mag	Star Temp	Nb Meas	Orbit	Prod. error
1	GOM_NL__2PRFIN20100202_000147_000000542086_00302_41438_3100.N1	02-FEB-2010 00:01:47	Bright	54.000	126	60Bet Oph	2.7700	4250.0	108	41438	No
2	GOM_NL__2PRFIN20100202_000818_000000432086_00302_41438_3101.N1	02-FEB-2010 00:08:18	Twilight_stray	42.500	86	35Eta Oph	2.4300	10200.	85	41438	No
3	GOM_NL__2PRFIN20100202_001239_000000602086_00302_41438_3102.N1	02-FEB-2010 00:12:39	Dark	60.000	16	21Alp Sco	1.0200	3000.0	120	41438	No
4	GOM_NL__2PRFIN20100202_001828_000000432086_00302_41438_3103.N1	02-FEB-2010 00:18:28	Dark	42.500	131	Gam Lup	2.8000	26000.	85	41438	No
5	GOM_NL__2PRFIN20100202_002043_000000452086_00303_41439_3088.N1	02-FEB-2010 00:20:43	Dark	45.000	109	Bet Lup	2.6770	26000.	90	41439	No
6	GOM_NL__2PRFIN20100202_002335_000000472086_00303_41439_3089.N1	02-FEB-2010 00:23:35	Dark	47.000	4	Alp1Cen	-0.010000	5800.0	94	41439	No
7	GOM_NL__2PRFIN20100202_002448_000000512086_00303_41439_3090.N1	02-FEB-2010 00:24:48	Dark	50.500	10	Bet Cen	0.61000	28000.	101	41439	No
8	GOM_NL__2PRFIN20100202_002811_000000432086_00303_41439_3091.N1	02-FEB-2010 00:28:11	Dark	43.000	12	Alp1Cru	0.77500	30000.	86	41439	No
9	GOM_NL__2PRFIN20100202_003015_000000442086_00303_41439_3092.N1	02-FEB-2010 00:30:15	Dark	44.000	99	Del Cen	2.5750	26000.	88	41439	No
10	GOM_NL__2PRFIN20100202_003206_000000432086_00303_41439_3093.N1	02-FEB-2010 00:32:06	Dark	42.500	159	Ups Car	2.9200	7200.0	85	41439	No
11	GOM_NL__2PRFIN20100202_003401_000000392086_00303_41439_3094.N1	02-FEB-2010 00:34:01	Dark	38.500	71	lot Car	2.2460	7700.0	77	41439	No
12	GOM_NL__2PRFIN20100202_003545_000000432086_00303_41439_3095.N1	02-FEB-2010 00:35:45	Dark	42.500	46	Del Vel	1.9540	10600.	85	41439	No
13	GOM_NL__2PRFIN20100202_003816_000000422086_00303_41439_3096.N1	02-FEB-2010 00:38:16	Dark	42.000	34	Gam2Vel	1.7930	23000.	84	41439	No
14	GOM_NL__2PRFIN20100202_004021_000000412086_00303_41439_3097.N1	02-FEB-2010 00:40:21	Straylight	40.500	70	Zet Pup	2.2460	39000.	81	41439	No
15	GOM_NL__2PRFIN20100202_004442_000000412086_00303_41439_3098.N1	02-FEB-2010 00:44:42	Straylight	40.500	132	15Rho Pup	2.8030	6900.0	81	41439	No
16	GOM_NL__2PRFIN20100202_005326_000000442086_00303_41439_3099.N1	02-FEB-2010 00:53:26	Twilight_stray	43.500	8	10Alp CMi	0.40000	6500.0	87	41439	No
17	GOM_NL__2PRFIN20100202_005916_000000372086_00303_41439_3100.N1	02-FEB-2010 00:59:16	Bright	37.000	170	27Eps Gem	3.0000	9700.0	74	41439	No
18	GOM_NL__2PRFIN20100202_010107_000000402086_00303_41439_3101.N1	02-FEB-2010 01:01:07	Bright	39.500	24	66Alp Gem	1.5800	10200.	79	41439	No
19	GOM_NL__2PRFIN20100202_011721_000000382086_00303_41439_3102.N1	02-FEB-2010 01:17:21	Bright	37.500	49	1Alp UMi	1.9900	6300.0	75	41439	No
20	GOM_NL__2PRFIN20100202_012023_000000422086_00303_41439_3103.N1	02-FEB-2010 01:20:23	Bright	42.000	60	7Bet UMi	2.0810	3950.0	84	41439	No
21	GOM_NL__2PRFIN20100202_012506_000000442086_00303_41439_3104.N1	02-FEB-2010 01:25:06	Bright	43.500	119	14Eta Dra	2.7270	4700.0	87	41439	No
22	GOM_NL__2PRFIN20100202_012819_000000422086_00303_41439_3105.N1	02-FEB-2010 01:28:19	Bright	42.000	130	23Bet Dra	2.7990	5800.0	84	41439	No
23	GOM_NL__2PRFIN20100202_013200_000000522086_00303_41439_3106.N1	02-FEB-2010 01:32:00	Bright	51.500	5	3Alp Lyr	0.033000	11000.	103	41439	No
24	GOM_NL__2PRFIN20100202_014014_000000402086_00303_41439_3107.N1	02-FEB-2010 01:40:14	Bright	39.500	59	55Alp Oph	2.0800	8900.0	79	41439	No
25	GOM_NL__2PRFIN20100202_014223_000000542086_00303_41439_3108.N1	02-FEB-2010 01:42:23	Bright	53.500	126	60Bet Oph	2.7700	4250.0	107	41439	No
26	GOM_NL__2PRFIN20100202_062654_000000432086_00306_41442_3114.N1	02-FEB-2010 06:26:54	Bright	43.000	119	14Eta Dra	2.7270	4700.0	86	41442	No
27	GOM_NL__2PRFIN20100202_063007_000000392086_00306_41442_3115.N1	02-FEB-2010 06:30:07	Bright	39.000	130	23Bet Dra	2.7990	5800.0	78	41442	No
28	GOM_NL__2PRFIN20100202_063348_000000352086_00306_41442_3116.N1	02-FEB-2010 06:33:48	Bright	35.000	5	3Alp Lyr	0.033000	11000.	70	41442	No
29	GOM_NL__2PRFIN20100202_064203_000000562086_00306_41442_3117.N1	02-FEB-2010 06:42:03	Bright	56.000	59	55Alp Oph	2.0800	8900.0	112	41442	No
30	GOM_NL__2PRFIN20100202_064412_000000542086_00306_41442_3118.N1	02-FEB-2010 06:44:12	Bright	54.000	126	60Bet Oph	2.7700	4250.0	108	41442	No
31	GOM_NL__2PRFIN20100202_065044_000000442086_00306_41442_3119.N1	02-FEB-2010 06:50:44	Twilight_stray	44.000	86	35Eta Oph	2.4300	10200.	88	41442	No
32	GOM_NL__2PRFIN20100202_065506_000000472086_00306_41442_3120.N1	02-FEB-2010 06:55:06	Dark	46.500	16	21Alp Sco	1.0200	3000.0	93	41442	No
33	GOM_NL__2PRFIN20100202_065633_000000472086_00306_41442_3121.N1	02-FEB-2010 06:56:33	Dark	47.000	158	6Pi Sco	2.9060	28000.	94	41442	No
34	GOM_NL__2PRFIN20100202_070055_000000422086_00306_41442_3122.N1	02-FEB-2010 07:00:55	Dark	42.000	131	Gam Lup	2.8000	26000.	84	41442	No
35	GOM_NL__2PRFIN20100202_070311_000000442086_00307_41443_3122.N1	02-FEB-2010 07:03:11	Dark	44.000	109	Bet Lup	2.6770	26000.	88	41443	No
36	GOM_NL__2PRFIN20100202_070601_000000502086_00307_41443_3123.N1	02-FEB-2010 07:06:01	Dark	50.000	4	Alp1Cen	-0.010000	5800.0	100	41443	No
37	GOM_NL__2PRFIN20100202_070714_000000422086_00307_41443_3124.N1	02-FEB-2010 07:07:14	Dark	41.500	10	Bet Cen	0.61000	28000.	83	41443	No
38	GOM_NL__2PRFIN20100202_071036_000000412086_00307_41443_3125.N1	02-FEB-2010 07:10:36	Dark	41.000	12	Alp1Cru	0.77500	30000.	82	41443	No
39	GOM_NL__2PRFIN20100202_071242_000000442086_00307_41443_3126.N1	02-FEB-2010 07:12:42	Dark	44.000	99	Del Cen	2.5750	26000.	88	41443	No
40	GOM_NL__2PRFIN20100202_071431_000000382086_00307_41443_3127.N1	02-FEB-2010 07:14:31	Dark	38.000	159	Ups Car	2.9200	7200.0	76	41443	No
41	GOM_NL__2PRFIN20100202_071626_000000392086_00307_41443_3128.N1	02-FEB-2010 07:16:26	Dark	39.000	71	lot Car	2.2460	7700.0	78	41443	No
42	GOM_NL__2PRFIN20100202_071810_000000462086_00307_41443_3129.N1	02-FEB-2010 07:18:10	Dark	45.500	46	Del Vel	1.9540	10600.	91	41443	No

43	GOM_NL__2PRFIN20100202_072041_000000392086_00307_41443_3130.N1	02-FEB-2010 07:20:41	Dark	38.500	34	Gam2Vel	1.7930	23000.	77	41443	No
44	GOM_NL__2PRFIN20100202_072246_000000412086_00307_41443_3131.N1	02-FEB-2010 07:22:46	Straylight	40.500	70	Zet Pup	2.2460	39000.	81	41443	No
45	GOM_NL__2PRFIN20100202_072707_000000442086_00307_41443_3132.N1	02-FEB-2010 07:27:07	Straylight	43.500	132	15Rho Pup	2.8030	6900.0	87	41443	No
46	GOM_NL__2PRFIN20100202_073550_000000532086_00307_41443_3133.N1	02-FEB-2010 07:35:50	Tw_i_and_stray	53.000	8	10Alp CMi	0.40000	6500.0	106	41443	No
47	GOM_NL__2PRFIN20100202_074140_000000392086_00307_41443_3134.N1	02-FEB-2010 07:41:40	Bright	39.000	170	27Eps Gem	3.0000	9700.0	78	41443	No
48	GOM_NL__2PRFIN20100202_074331_000000402086_00307_41443_3135.N1	02-FEB-2010 07:43:31	Bright	39.500	24	66Alp Gem	1.5800	10200.	79	41443	No
49	GOM_NL__2PRFIN20100202_075945_000000352086_00307_41443_3136.N1	02-FEB-2010 07:59:45	Bright	34.500	49	1Alp UMi	1.9900	6300.0	69	41443	No
50	GOM_NL__2PRFIN20100202_080246_000000422086_00307_41443_3137.N1	02-FEB-2010 08:02:46	Bright	42.000	60	7Bet UMi	2.0810	3950.0	84	41443	No
51	GOM_NL__2PRFIN20100202_080730_000000432086_00307_41443_3138.N1	02-FEB-2010 08:07:30	Bright	43.000	119	14Eta Dra	2.7270	4700.0	86	41443	No
52	GOM_NL__2PRFIN20100202_081043_000000372086_00307_41443_3139.N1	02-FEB-2010 08:10:43	Bright	37.000	130	23Bet Dra	2.7990	5800.0	74	41443	No
53	GOM_NL__2PRFIN20100202_081424_000000462086_00307_41443_3140.N1	02-FEB-2010 08:14:24	Bright	45.500	5	3Alp Lyr	0.033000	11000.	91	41443	No
54	GOM_NL__2PRFIN20100202_082240_000000562086_00307_41443_3141.N1	02-FEB-2010 08:22:40	Bright	56.000	59	55Alp Oph	2.0800	8900.0	112	41443	No
55	GOM_NL__2PRFIN20100202_082448_000000542086_00307_41443_3142.N1	02-FEB-2010 08:24:48	Bright	54.000	126	60Bet Oph	2.7700	4250.0	108	41443	No
56	GOM_NL__2PRFIN20100202_083120_000000432086_00307_41443_3143.N1	02-FEB-2010 08:31:20	Tw_i_and_stray	43.000	86	35Eta Oph	2.4300	10200.	86	41443	No
57	GOM_NL__2PRFIN20100202_083543_000000482086_00307_41443_3144.N1	02-FEB-2010 08:35:43	Dark	48.000	16	21Alp Sco	1.0200	3000.0	96	41443	No
58	GOM_NL__2PRFIN20100202_083710_000000472086_00307_41443_3145.N1	02-FEB-2010 08:37:10	Dark	47.000	158	6Pi Sco	2.9060	28000.	94	41443	No
59	GOM_NL__2PRFIN20100202_084132_000000442086_00307_41443_3146.N1	02-FEB-2010 08:41:32	Dark	43.500	131	Gam Lup	2.8000	26000.	87	41443	No
60	GOM_NL__2PRFIN20100202_084348_000000462086_00308_41444_3130.N1	02-FEB-2010 08:43:48	Dark	45.500	109	Bet Lup	2.6770	26000.	91	41444	No
61	GOM_NL__2PRFIN20100202_084638_000000412086_00308_41444_3131.N1	02-FEB-2010 08:46:38	Dark	41.000	4	Alp1Cen	-0.010000	5800.0	82	41444	No
62	GOM_NL__2PRFIN20100202_084751_000000412086_00308_41444_3132.N1	02-FEB-2010 08:47:51	Dark	41.000	10	Bet Cen	0.61000	28000.	82	41444	No
63	GOM_NL__2PRFIN20100202_085113_000000422086_00308_41444_3133.N1	02-FEB-2010 08:51:13	Dark	41.500	12	Alp1Cru	0.77500	30000.	83	41444	No
64	GOM_NL__2PRFIN20100202_085319_000000442086_00308_41444_3134.N1	02-FEB-2010 08:53:19	Dark	43.500	99	Del Cen	2.5750	26000.	87	41444	No
65	GOM_NL__2PRFIN20100202_085507_000000382086_00308_41444_3135.N1	02-FEB-2010 08:55:07	Dark	38.000	159	Ups Car	2.9200	7200.0	76	41444	No
66	GOM_NL__2PRFIN20100202_085702_000000462086_00308_41444_3136.N1	02-FEB-2010 08:57:02	Dark	46.000	71	lot Car	2.2460	7700.0	92	41444	No
67	GOM_NL__2PRFIN20100202_085846_000000452086_00308_41444_3137.N1	02-FEB-2010 08:58:46	Dark	44.500	46	Del Vel	1.9540	10600.	89	41444	No
68	GOM_NL__2PRFIN20100202_090117_000000432086_00308_41444_3138.N1	02-FEB-2010 09:01:17	Straylight	43.000	34	Gam2Vel	1.7930	23000.	86	41444	No
69	GOM_NL__2PRFIN20100202_090322_000000412086_00308_41444_3139.N1	02-FEB-2010 09:03:22	Straylight	40.500	70	Zet Pup	2.2460	39000.	81	41444	No
70	GOM_NL__2PRFIN20100202_090743_000000422086_00308_41444_3140.N1	02-FEB-2010 09:07:43	Straylight	41.500	132	15Rho Pup	2.8030	6900.0	83	41444	No
71	GOM_NL__2PRFIN20100202_091626_000000442086_00308_41444_3141.N1	02-FEB-2010 09:16:26	Tw_i_and_stray	44.000	8	10Alp CMi	0.40000	6500.0	88	41444	No
72	GOM_NL__2PRFIN20100202_092216_000000382086_00308_41444_3142.N1	02-FEB-2010 09:22:16	Bright	37.500	170	27Eps Gem	3.0000	9700.0	75	41444	No
73	GOM_NL__2PRFIN20100202_092407_000000392086_00308_41444_3143.N1	02-FEB-2010 09:24:07	Bright	39.000	24	66Alp Gem	1.5800	10200.	78	41444	No
74	GOM_NL__2PRFIN20100202_094021_000000502086_00308_41444_3144.N1	02-FEB-2010 09:40:21	Bright	50.000	49	1Alp UMi	1.9900	6300.0	100	41444	No
75	GOM_NL__2PRFIN20100202_094321_000000412086_00308_41444_3145.N1	02-FEB-2010 09:43:21	Bright	41.000	60	7Bet UMi	2.0810	3950.0	82	41444	No
76	GOM_NL__2PRFIN20100202_094805_000000422086_00308_41444_3146.N1	02-FEB-2010 09:48:05	Bright	41.500	119	14Eta Dra	2.7270	4700.0	83	41444	No
77	GOM_NL__2PRFIN20100202_095119_000000372086_00308_41444_3147.N1	02-FEB-2010 09:51:19	Bright	37.000	130	23Bet Dra	2.7990	5800.0	74	41444	No
78	GOM_NL__2PRFIN20100202_095500_000000352086_00308_41444_3148.N1	02-FEB-2010 09:55:00	Bright	35.000	5	3Alp Lyr	0.033000	11000.	70	41444	No
79	GOM_NL__2PRFIN20100202_100316_000000562086_00308_41444_3149.N1	02-FEB-2010 10:03:16	Bright	56.000	59	55Alp Oph	2.0800	8900.0	112	41444	No
80	GOM_NL__2PRFIN20100202_100524_000000412086_00308_41444_3150.N1	02-FEB-2010 10:05:24	Bright	41.000	126	60Bet Oph	2.7700	4250.0	82	41444	No
81	GOM_NL__2PRFIN20100202_101157_000000432086_00308_41444_3151.N1	02-FEB-2010 10:11:57	Tw_i_and_stray	42.500	86	35Eta Oph	2.4300	10200.	85	41444	No
82	GOM_NL__2PRFIN20100202_101619_000000572086_00308_41444_3152.N1	02-FEB-2010 10:16:19	Dark	56.500	16	21Alp Sco	1.0200	3000.0	113	41444	No
83	GOM_NL__2PRFIN20100202_101746_000000472086_00308_41444_3153.N1	02-FEB-2010 10:17:46	Dark	47.000	158	6Pi Sco	2.9060	28000.	94	41444	No
84	GOM_NL__2PRFIN20100202_102714_000000422086_00309_41445_3158.N1	02-FEB-2010 10:27:14	Dark	42.000	4	Alp1Cen	-0.010000	5800.0	84	41445	No
85	GOM_NL__2PRFIN20100202_102827_000000422086_00309_41445_3159.N1	02-FEB-2010 10:28:27	Dark	41.500	10	Bet Cen	0.61000	28000.	83	41445	No
86	GOM_NL__2PRFIN20100202_103149_000000432086_00309_41445_3160.N1	02-FEB-2010 10:31:49	Dark	42.500	12	Alp1Cru	0.77500	30000.	85	41445	No
87	GOM_NL__2PRFIN20100202_103356_000000462086_00309_41445_3161.N1	02-FEB-2010 10:33:56	Dark	46.000	99	Del Cen	2.5750	26000.	92	41445	No
88	GOM_NL__2PRFIN20100202_103544_000000412086_00309_41445_3162.N1	02-FEB-2010 10:35:44	Dark	41.000	159	Ups Car	2.9200	7200.0	82	41445	No
89	GOM_NL__2PRFIN20100202_103738_000000462086_00309_41445_3163.N1	02-FEB-2010 10:37:38	Dark	45.500	71	lot Car	2.2460	7700.0	91	41445	No
90	GOM_NL__2PRFIN20100202_103923_000000402086_00309_41445_3164.N1	02-FEB-2010 10:39:23	Dark	39.500	46	Del Vel	1.9540	10600.	79	41445	No
91	GOM_NL__2PRFIN20100202_104153_000000402086_00309_41445_3165.N1	02-FEB-2010 10:41:53	Dark	40.000	34	Gam2Vel	1.7930	23000.	80	41445	No
92	GOM_NL__2PRFIN20100202_104358_000000412086_00309_41445_3166.N1	02-FEB-2010 10:43:58	Straylight	40.500	70	Zet Pup	2.2460	39000.	81	41445	No
93	GOM_NL__2PRFIN20100202_104819_000000422086_00309_41445_3167.N1	02-FEB-2010 10:48:19	Straylight	42.000	132	15Rho Pup	2.8030	6900.0	84	41445	No
94	GOM_NL__2PRFIN20100202_105702_000000492086_00309_41445_3168.N1	02-FEB-2010 10:57:02	Tw_i_and_stray	49.000	8	10Alp CMi	0.40000	6500.0	98	41445	No
95	GOM_NL__2PRFIN20100202_110252_000000372086_00309_41445_3169.N1	02-FEB-2010 11:02:52	Bright	37.000	170	27Eps Gem	3.0000	9700.0	74	41445	No
96	GOM_NL__2PRFIN20100202_110442_000000392086_00309_41445_3170.N1	02-FEB-2010 11:04:42	Bright	39.000	24	66Alp Gem	1.5800	10200.	78	41445	No
97	GOM_NL__2PRFIN20100202_112056_000000372086_00309_41445_3171.N1	02-FEB-2010 11:20:56	Bright	37.000	49	1Alp UMi	1.9900	6300.0	74	41445	No
98	GOM_NL__2PRFIN20100202_112357_000000432086_00309_41445_3172.N1	02-FEB-2010 11:23:57	Bright	42.500	60	7Bet UMi	2.0810	3950.0	85	41445	No
99	GOM_NL__2PRFIN20100202_112841_000000412086_00309_41445_3173.N1	02-FEB-2010 11:28:41	Bright	41.000	119	14Eta Dra	2.7270	4700.0	82	41445	No
100	GOM_NL__2PRFIN20100202_113155_000000392086_00309_41445_3174.N1	02-FEB-2010 11:31:55	Bright	39.000	130	23Bet Dra	2.7990	5800.0	78	41445	No
101	GOM_NL__2PRFIN20100202_113536_000000382086_00309_41445_3175.N1	02-FEB-2010 11:35:36	Bright	37.500	5	3Alp Lyr	0.033000	11000.	75	41445	No

102	GOM_NL__2PRFIN20100202_114352_000000392086_00309_41445_3176.N1	02-FEB-2010 11:43:52	Bright	38.500	59	55Alp Oph	2.0800	8900.0	77	41445	No
103	GOM_NL__2PRFIN20100202_114600_000000392086_00309_41445_3177.N1	02-FEB-2010 11:46:00	Bright	39.000	126	60Bet Oph	2.7700	4250.0	78	41445	No
104	GOM_NL__2PRFIN20100202_115233_000000412086_00309_41445_3178.N1	02-FEB-2010 11:52:33	Twilight	40.500	86	35Eta Oph	2.4300	10200.	81	41445	No
105	GOM_NL__2PRFIN20100202_115656_000000532086_00309_41445_3179.N1	02-FEB-2010 11:56:56	Dark	53.000	16	21Alp Sco	1.0200	3000.0	106	41445	No
106	GOM_NL__2PRFIN20100202_115824_000000472086_00309_41445_3180.N1	02-FEB-2010 11:58:24	Dark	46.500	158	6Pi Sco	2.9060	28000.	93	41445	No
107	GOM_NL__2PRFIN20100202_120750_000000422086_00310_41446_3166.N1	02-FEB-2010 12:07:50	Dark	41.500	4	Alp1Cen	-0.010000	5800.0	83	41446	No
108	GOM_NL__2PRFIN20100202_120903_000000422086_00310_41446_3167.N1	02-FEB-2010 12:09:03	Dark	41.500	10	Bet Cen	0.61000	28000.	83	41446	No
109	GOM_NL__2PRFIN20100202_121226_000000442086_00310_41446_3168.N1	02-FEB-2010 12:12:26	Dark	43.500	12	Alp1Cru	0.77500	30000.	87	41446	No
110	GOM_NL__2PRFIN20100202_121432_000000462086_00310_41446_3169.N1	02-FEB-2010 12:14:32	Dark	45.500	99	Del Cen	2.5750	26000.	91	41446	No
111	GOM_NL__2PRFIN20100202_121620_000000392086_00310_41446_3170.N1	02-FEB-2010 12:16:20	Dark	39.000	159	Ups Car	2.9200	7200.0	78	41446	No
112	GOM_NL__2PRFIN20100202_121815_000000422086_00310_41446_3171.N1	02-FEB-2010 12:18:15	Dark	42.000	71	lot Car	2.2460	7700.0	84	41446	No
113	GOM_NL__2PRFIN20100202_121959_000000442086_00310_41446_3172.N1	02-FEB-2010 12:19:59	Dark	44.000	46	Del Vel	1.9540	10600.	88	41446	No
114	GOM_NL__2PRFIN20100202_122229_000000372086_00310_41446_3173.N1	02-FEB-2010 12:22:29	Dark	37.000	34	Gam2Vel	1.7930	23000.	74	41446	No
115	GOM_NL__2PRFIN20100202_122434_000000382086_00310_41446_3174.N1	02-FEB-2010 12:24:34	Straylight	38.000	70	Zet Pup	2.2460	39000.	76	41446	No
116	GOM_NL__2PRFIN20100202_122855_000000402086_00310_41446_3175.N1	02-FEB-2010 12:28:55	Straylight	40.000	132	15Rho Pup	2.8030	6900.0	80	41446	No
117	GOM_NL__2PRFIN20100202_123737_000000512086_00310_41446_3176.N1	02-FEB-2010 12:37:37	Twilight	50.500	8	10Alp CMI	0.40000	6500.0	101	41446	No
118	GOM_NL__2PRFIN20100202_124328_000000372086_00310_41446_3177.N1	02-FEB-2010 12:43:28	Bright	37.000	170	27Eps Gem	3.0000	9700.0	74	41446	No
119	GOM_NL__2PRFIN20100202_124518_000000402086_00310_41446_3178.N1	02-FEB-2010 12:45:18	Bright	39.500	24	66Alp Gem	1.5800	10200.	79	41446	No
120	GOM_NL__2PRFIN20100202_130132_000000322086_00310_41446_3179.N1	02-FEB-2010 13:01:32	Bright	32.000	49	1Alp UMi	1.9900	6300.0	64	41446	No
121	GOM_NL__2PRFIN20100202_130432_000000372086_00310_41446_3180.N1	02-FEB-2010 13:04:32	Bright	37.000	60	7Bet UMi	2.0810	3950.0	74	41446	No
122	GOM_NL__2PRFIN20100202_130917_000000402086_00310_41446_3181.N1	02-FEB-2010 13:09:17	Bright	39.500	119	14Eta Dra	2.7270	4700.0	79	41446	No
123	GOM_NL__2PRFIN20100202_131231_000000422086_00310_41446_3182.N1	02-FEB-2010 13:12:31	Bright	41.500	130	23Bet Dra	2.7990	5800.0	83	41446	No
124	GOM_NL__2PRFIN20100202_131612_000000402086_00310_41446_3183.N1	02-FEB-2010 13:16:12	Bright	39.500	5	3Alp Lyr	0.033000	11000.	79	41446	No
125	GOM_NL__2PRFIN20100202_132428_000000392086_00310_41446_3184.N1	02-FEB-2010 13:24:28	Bright	39.000	59	55Alp Oph	2.0800	8900.0	78	41446	No
126	GOM_NL__2PRFIN20100202_132637_000000382086_00310_41446_3185.N1	02-FEB-2010 13:26:37	Bright	38.000	126	60Bet Oph	2.7700	4250.0	76	41446	No
127	GOM_NL__2PRFIN20100202_133310_000000412086_00310_41446_3186.N1	02-FEB-2010 13:33:10	Twilight	41.000	86	35Eta Oph	2.4300	10200.	82	41446	No
128	GOM_NL__2PRFIN20100202_133732_000000492086_00310_41446_3187.N1	02-FEB-2010 13:37:32	Dark	49.000	16	21Alp Sco	1.0200	3000.0	98	41446	No
129	GOM_NL__2PRFIN20100202_133900_000000462086_00310_41446_3188.N1	02-FEB-2010 13:39:00	Dark	46.000	158	6Pi Sco	2.9060	28000.	92	41446	No
130	GOM_NL__2PRFIN20100202_134322_000000432086_00310_41446_3189.N1	02-FEB-2010 13:43:22	Dark	43.000	131	Gam Lup	2.8000	26000.	86	41446	No
131	GOM_NL__2PRFIN20100202_134538_000000452086_00311_41447_3175.N1	02-FEB-2010 13:45:38	Dark	45.000	109	Bet Lup	2.6770	26000.	90	41447	No
132	GOM_NL__2PRFIN20100202_134827_000000402086_00311_41447_3176.N1	02-FEB-2010 13:48:27	Dark	40.000	4	Alp1Cen	-0.010000	5800.0	80	41447	No
133	GOM_NL__2PRFIN20100202_134940_000000432086_00311_41447_3177.N1	02-FEB-2010 13:49:40	Dark	43.000	10	Bet Cen	0.61000	28000.	86	41447	No
134	GOM_NL__2PRFIN20100202_135302_000000512086_00311_41447_3178.N1	02-FEB-2010 13:53:02	Dark	50.500	12	Alp1Cru	0.77500	30000.	101	41447	No
135	GOM_NL__2PRFIN20100202_135509_000000472086_00311_41447_3179.N1	02-FEB-2010 13:55:09	Dark	46.500	99	Del Cen	2.5750	26000.	93	41447	No
136	GOM_NL__2PRFIN20100202_135656_000000382086_00311_41447_3180.N1	02-FEB-2010 13:56:56	Dark	38.000	159	Ups Car	2.9200	7200.0	76	41447	No
137	GOM_NL__2PRFIN20100202_135851_000000382086_00311_41447_3181.N1	02-FEB-2010 13:58:51	Dark	37.500	71	lot Car	2.2460	7700.0	75	41447	No
138	GOM_NL__2PRFIN20100202_140035_000000372086_00311_41447_3182.N1	02-FEB-2010 14:00:35	Dark	36.500	46	Del Vel	1.9540	10600.	73	41447	No
139	GOM_NL__2PRFIN20100202_140305_000000422086_00311_41447_3183.N1	02-FEB-2010 14:03:05	Straylight	41.500	34	Gam2Vel	1.7930	23000.	83	41447	No
140	GOM_NL__2PRFIN20100202_140510_000000412086_00311_41447_3184.N1	02-FEB-2010 14:05:10	Straylight	40.500	70	Zet Pup	2.2460	39000.	81	41447	No
141	GOM_NL__2PRFIN20100202_140931_000000432086_00311_41447_3185.N1	02-FEB-2010 14:09:31	Straylight	42.500	132	15Rho Pup	2.8030	6900.0	85	41447	No
142	GOM_NL__2PRFIN20100202_141813_000000482086_00311_41447_3186.N1	02-FEB-2010 14:18:13	Twilight	47.500	8	10Alp CMI	0.40000	6500.0	95	41447	No
143	GOM_NL__2PRFIN20100202_142404_000000392086_00311_41447_3187.N1	02-FEB-2010 14:24:04	Bright	38.500	170	27Eps Gem	3.0000	9700.0	77	41447	No
144	GOM_NL__2PRFIN20100202_142554_000000402086_00311_41447_3188.N1	02-FEB-2010 14:25:54	Bright	40.000	24	66Alp Gem	1.5800	10200.	80	41447	No
145	GOM_NL__2PRFIN20100202_144208_000000352086_00311_41447_3189.N1	02-FEB-2010 14:42:08	Bright	34.500	49	1Alp UMi	1.9900	6300.0	69	41447	No
146	GOM_NL__2PRFIN20100202_144508_000000412086_00311_41447_3190.N1	02-FEB-2010 14:45:08	Bright	41.000	60	7Bet UMi	2.0810	3950.0	82	41447	No
147	GOM_NL__2PRFIN20100202_144952_000000442086_00311_41447_3191.N1	02-FEB-2010 14:49:52	Bright	44.000	119	14Eta Dra	2.7270	4700.0	88	41447	No
148	GOM_NL__2PRFIN20100202_145306_000000552086_00311_41447_3192.N1	02-FEB-2010 14:53:06	Bright	55.000	130	23Bet Dra	2.7990	5800.0	110	41447	No
149	GOM_NL__2PRFIN20100202_145648_000000382086_00311_41447_3193.N1	02-FEB-2010 14:56:48	Bright	38.000	5	3Alp Lyr	0.033000	11000.	76	41447	No
150	GOM_NL__2PRFIN20100202_150504_000000382086_00311_41447_3194.N1	02-FEB-2010 15:05:04	Bright	38.000	59	55Alp Oph	2.0800	8900.0	76	41447	No
151	GOM_NL__2PRFIN20100202_150713_000000382086_00311_41447_3195.N1	02-FEB-2010 15:07:13	Bright	38.000	126	60Bet Oph	2.7700	4250.0	76	41447	No
152	GOM_NL__2PRFIN20100202_151346_000000452086_00311_41447_3196.N1	02-FEB-2010 15:13:46	Twilight	45.000	86	35Eta Oph	2.4300	10200.	90	41447	No
153	GOM_NL__2PRFIN20100202_151809_000000512086_00311_41447_3197.N1	02-FEB-2010 15:18:09	Dark	50.500	16	21Alp Sco	1.0200	3000.0	101	41447	No
154	GOM_NL__2PRFIN20100202_151937_000000472086_00311_41447_3198.N1	02-FEB-2010 15:19:37	Dark	47.000	158	6Pi Sco	2.9060	28000.	94	41447	No
155	GOM_NL__2PRFIN20100202_152359_000000432086_00311_41447_3199.N1	02-FEB-2010 15:23:59	Dark	43.000	131	Gam Lup	2.8000	26000.	86	41447	No
156	GOM_NL__2PRFIN20100202_152615_000000432086_00312_41448_3184.N1	02-FEB-2010 15:26:15	Dark	43.000	109	Bet Lup	2.6770	26000.	86	41448	No
157	GOM_NL__2PRFIN20100202_152903_000000482086_00312_41448_3185.N1	02-FEB-2010 15:29:03	Dark	48.000	4	Alp1Cen	-0.010000	5800.0	96	41448	No
158	GOM_NL__2PRFIN20100202_153016_000000422086_00312_41448_3186.N1	02-FEB-2010 15:30:16	Dark	41.500	10	Bet Cen	0.61000	28000.	83	41448	No
159	GOM_NL__2PRFIN20100202_153339_000000422086_00312_41448_3187.N1	02-FEB-2010 15:33:39	Dark	42.000	12	Alp1Cru	0.77500	30000.	84	41448	No
160	GOM_NL__2PRFIN20100202_153546_000000482086_00312_41448_3188.N1	02-FEB-2010 15:35:46	Dark	47.500	99	Del Cen	2.5750	26000.	95	41448	No

161	GOM_NL__2PRFIN20100202_153732_000000382086_00312_41448_3189.N1	02-FEB-2010 15:37:32	Dark	37.500	159	Ups Car	2.9200	7200.0	75	41448	No
162	GOM_NL__2PRFIN20100202_153927_000000382086_00312_41448_3190.N1	02-FEB-2010 15:39:27	Dark	37.500	71	lot Car	2.2460	7700.0	75	41448	No
163	GOM_NL__2PRFIN20100202_154111_000000392086_00312_41448_3191.N1	02-FEB-2010 15:41:11	Dark	39.000	46	Del Vel	1.9540	10600.	78	41448	No
164	GOM_NL__2PRFIN20100202_154342_000000422086_00312_41448_3192.N1	02-FEB-2010 15:43:42	Straylight	41.500	34	Gam2Vel	1.7930	23000.	83	41448	No
165	GOM_NL__2PRFIN20100202_154546_000000422086_00312_41448_3193.N1	02-FEB-2010 15:45:46	Straylight	41.500	70	Zet Pup	2.2460	39000.	83	41448	No
166	GOM_NL__2PRFIN20100202_155008_000000422086_00312_41448_3194.N1	02-FEB-2010 15:50:08	Straylight	42.000	132	15Rho Pup	2.8030	6900.0	84	41448	No
167	GOM_NL__2PRFIN20100202_155849_000000482086_00312_41448_3195.N1	02-FEB-2010 15:58:49	Tw_i_and_stray	47.500	8	10Alp CMi	0.40000	6500.0	95	41448	No
168	GOM_NL__2PRFIN20100202_160440_000000392086_00312_41448_3196.N1	02-FEB-2010 16:04:40	Bright	38.500	170	27Eps Gem	3.0000	9700.0	77	41448	No
169	GOM_NL__2PRFIN20100202_160630_000000402086_00312_41448_3197.N1	02-FEB-2010 16:06:30	Bright	39.500	24	66Alp Gem	1.5800	10200.	79	41448	No
170	GOM_NL__2PRFIN20100202_162244_000000382086_00312_41448_3198.N1	02-FEB-2010 16:22:44	Bright	37.500	49	1Alp UMi	1.9900	6300.0	75	41448	No
171	GOM_NL__2PRFIN20100202_162544_000000382086_00312_41448_3199.N1	02-FEB-2010 16:25:44	Bright	37.500	60	7Bet UMi	2.0810	3950.0	75	41448	No
172	GOM_NL__2PRFIN20100202_163028_000000442086_00312_41448_3200.N1	02-FEB-2010 16:30:28	Bright	44.000	119	14Eta Dra	2.7270	4700.0	88	41448	No
173	GOM_NL__2PRFIN20100202_163343_000000412086_00312_41448_3201.N1	02-FEB-2010 16:33:43	Bright	40.500	130	23Bet Dra	2.7990	5800.0	81	41448	No
174	GOM_NL__2PRFIN20100202_163724_000000332086_00312_41448_3202.N1	02-FEB-2010 16:37:24	Bright	32.500	5	3Alp Lyr	0.033000	11000.	65	41448	No
175	GOM_NL__2PRFIN20100202_164541_000000392086_00312_41448_3203.N1	02-FEB-2010 16:45:41	Bright	39.000	59	55Alp Oph	2.0800	8900.0	78	41448	No
176	GOM_NL__2PRFIN20100202_164749_000000382086_00312_41448_3204.N1	02-FEB-2010 16:47:49	Bright	38.000	126	60Bet Oph	2.7700	4250.0	76	41448	No
177	GOM_NL__2PRFIN20100202_165423_000000452086_00312_41448_3205.N1	02-FEB-2010 16:54:23	Tw_i_and_stray	45.000	86	35Eta Oph	2.4300	10200.	90	41448	No
178	GOM_NL__2PRFIN20100202_165846_000000492086_00312_41448_3206.N1	02-FEB-2010 16:58:46	Dark	49.000	16	21Alp Sco	1.0200	3000.0	98	41448	No
179	GOM_NL__2PRFIN20100202_170014_000000452086_00312_41448_3207.N1	02-FEB-2010 17:00:14	Dark	45.000	158	6Pi Sco	2.9060	28000.	90	41448	No
180	GOM_NL__2PRFIN20100202_170940_000000432086_00313_41449_3196.N1	02-FEB-2010 17:09:40	Dark	43.000	4	Alp1Cen	-0.010000	5800.0	86	41449	No
181	GOM_NL__2PRFIN20100202_171053_000000432086_00313_41449_3197.N1	02-FEB-2010 17:10:53	Dark	42.500	10	Bet Cen	0.61000	28000.	85	41449	No
182	GOM_NL__2PRFIN20100202_171415_000000452086_00313_41449_3198.N1	02-FEB-2010 17:14:15	Dark	45.000	12	Alp1Cru	0.77500	30000.	90	41449	No
183	GOM_NL__2PRFIN20100202_171622_000000452086_00313_41449_3199.N1	02-FEB-2010 17:16:22	Dark	45.000	99	Del Cen	2.5750	26000.	90	41449	No
184	GOM_NL__2PRFIN20100202_171808_000000452086_00313_41449_3200.N1	02-FEB-2010 17:18:08	Dark	44.500	159	Ups Car	2.9200	7200.0	89	41449	No
185	GOM_NL__2PRFIN20100202_172004_000000442086_00313_41449_3201.N1	02-FEB-2010 17:20:04	Dark	43.500	71	lot Car	2.2460	7700.0	87	41449	No
186	GOM_NL__2PRFIN20100202_172147_000000402086_00313_41449_3202.N1	02-FEB-2010 17:21:47	Dark	39.500	46	Del Vel	1.9540	10600.	79	41449	No
187	GOM_NL__2PRFIN20100202_172418_000000422086_00313_41449_3203.N1	02-FEB-2010 17:24:18	Straylight	41.500	34	Gam2Vel	1.7930	23000.	83	41449	No
188	GOM_NL__2PRFIN20100202_172623_000000422086_00313_41449_3204.N1	02-FEB-2010 17:26:23	Straylight	41.500	70	Zet Pup	2.2460	39000.	83	41449	No
189	GOM_NL__2PRFIN20100202_173044_000000402086_00313_41449_3205.N1	02-FEB-2010 17:30:44	Straylight	39.500	132	15Rho Pup	2.8030	6900.0	79	41449	No
190	GOM_NL__2PRFIN20100202_173925_000000502086_00313_41449_3206.N1	02-FEB-2010 17:39:25	Tw_i_and_stray	50.000	8	10Alp CMi	0.40000	6500.0	100	41449	No
191	GOM_NL__2PRFIN20100202_174522_000000322086_00313_41449_3207.N1	02-FEB-2010 17:45:22	Bright	31.500	170	27Eps Gem	3.0000	9700.0	63	41449	No
192	GOM_NL__2PRFIN20100202_174706_000000392086_00313_41449_3208.N1	02-FEB-2010 17:47:06	Bright	38.500	24	66Alp Gem	1.5800	10200.	77	41449	No
193	GOM_NL__2PRFIN20100202_180320_000000362086_00313_41449_3209.N1	02-FEB-2010 18:03:20	Bright	36.000	49	1Alp UMi	1.9900	6300.0	72	41449	No
194	GOM_NL__2PRFIN20100202_180619_000000412086_00313_41449_3210.N1	02-FEB-2010 18:06:19	Bright	41.000	60	7Bet UMi	2.0810	3950.0	82	41449	No
195	GOM_NL__2PRFIN20100202_181104_000000432086_00313_41449_3211.N1	02-FEB-2010 18:11:04	Bright	43.000	119	14Eta Dra	2.7270	4700.0	86	41449	No
196	GOM_NL__2PRFIN20100202_181419_000000372086_00313_41449_3212.N1	02-FEB-2010 18:14:19	Bright	37.000	130	23Bet Dra	2.7990	5800.0	74	41449	No
197	GOM_NL__2PRFIN20100202_181800_000000362086_00313_41449_3213.N1	02-FEB-2010 18:18:00	Bright	35.500	5	3Alp Lyr	0.033000	11000.	71	41449	No
198	GOM_NL__2PRFIN20100202_182617_000000562086_00313_41449_3214.N1	02-FEB-2010 18:26:17	Bright	56.000	59	55Alp Oph	2.0800	8900.0	112	41449	No
199	GOM_NL__2PRFIN20100202_182825_000000552086_00313_41449_3215.N1	02-FEB-2010 18:28:25	Bright	55.000	126	60Bet Oph	2.7700	4250.0	110	41449	No
200	GOM_NL__2PRFIN20100202_183459_000000442086_00313_41449_3216.N1	02-FEB-2010 18:34:59	Tw_i_and_stray	44.000	86	35Eta Oph	2.4300	10200.	88	41449	No
201	GOM_NL__2PRFIN20100202_183923_000000502086_00313_41449_3217.N1	02-FEB-2010 18:39:23	Dark	50.000	16	21Alp Sco	1.0200	3000.0	100	41449	No
202	GOM_NL__2PRFIN20100202_184051_000000472086_00313_41449_3218.N1	02-FEB-2010 18:40:51	Dark	47.000	158	6Pi Sco	2.9060	28000.	94	41449	No
203	GOM_NL__2PRFIN20100202_185017_000000442086_00314_41450_3206.N1	02-FEB-2010 18:50:17	Dark	43.500	4	Alp1Cen	-0.010000	5800.0	87	41450	No
204	GOM_NL__2PRFIN20100202_185130_000000422086_00314_41450_3207.N1	02-FEB-2010 18:51:30	Dark	42.000	10	Bet Cen	0.61000	28000.	84	41450	No
205	GOM_NL__2PRFIN20100202_185452_000000522086_00314_41450_3208.N1	02-FEB-2010 18:54:52	Dark	51.500	12	Alp1Cru	0.77500	30000.	103	41450	No
206	GOM_NL__2PRFIN20100202_185659_000000462086_00314_41450_3209.N1	02-FEB-2010 18:56:59	Dark	46.000	99	Del Cen	2.5750	26000.	92	41450	No
207	GOM_NL__2PRFIN20100202_185844_000000382086_00314_41450_3210.N1	02-FEB-2010 18:58:44	Dark	38.000	159	Ups Car	2.9200	7200.0	76	41450	No
208	GOM_NL__2PRFIN20100202_190040_000000442086_00314_41450_3211.N1	02-FEB-2010 19:00:40	Dark	44.000	71	lot Car	2.2460	7700.0	88	41450	No
209	GOM_NL__2PRFIN20100202_190224_000000412086_00314_41450_3212.N1	02-FEB-2010 19:02:24	Dark	40.500	46	Del Vel	1.9540	10600.	81	41450	No
210	GOM_NL__2PRFIN20100202_190454_000000422086_00314_41450_3213.N1	02-FEB-2010 19:04:54	Straylight	41.500	34	Gam2Vel	1.7930	23000.	83	41450	No
211	GOM_NL__2PRFIN20100202_190659_000000412086_00314_41450_3214.N1	02-FEB-2010 19:06:59	Straylight	40.500	70	Zet Pup	2.2460	39000.	81	41450	No
212	GOM_NL__2PRFIN20100202_191120_000000412086_00314_41450_3215.N1	02-FEB-2010 19:11:20	Straylight	41.000	132	15Rho Pup	2.8030	6900.0	82	41450	No
213	GOM_NL__2PRFIN20100202_192001_000000502086_00314_41450_3216.N1	02-FEB-2010 19:20:01	Tw_i_and_stray	50.000	8	10Alp CMi	0.40000	6500.0	100	41450	No
214	GOM_NL__2PRFIN20100202_192638_000000412086_00314_41450_3217.N1	02-FEB-2010 19:26:38	Bright	40.500	17	78Bet Gem	1.1610	4500.0	81	41450	No
215	GOM_NL__2PRFIN20100202_194356_000000362086_00314_41450_3218.N1	02-FEB-2010 19:43:56	Bright	36.000	49	1Alp UMi	1.9900	6300.0	72	41450	No
216	GOM_NL__2PRFIN20100202_194655_000000362086_00314_41450_3219.N1	02-FEB-2010 19:46:55	Bright	36.000	60	7Bet UMi	2.0810	3950.0	72	41450	No
217	GOM_NL__2PRFIN20100202_195140_000000422086_00314_41450_3220.N1	02-FEB-2010 19:51:40	Bright	41.500	119	14Eta Dra	2.7270	4700.0	83	41450	No
218	GOM_NL__2PRFIN20100202_195455_000000382086_00314_41450_3221.N1	02-FEB-2010 19:54:55	Bright	37.500	130	23Bet Dra	2.7990	5800.0	75	41450	No
219	GOM_NL__2PRFIN20100202_195836_000000342086_00314_41450_3222.N1	02-FEB-2010 19:58:36	Bright	34.000	5	3Alp Lyr	0.033000	11000.	68	41450	No

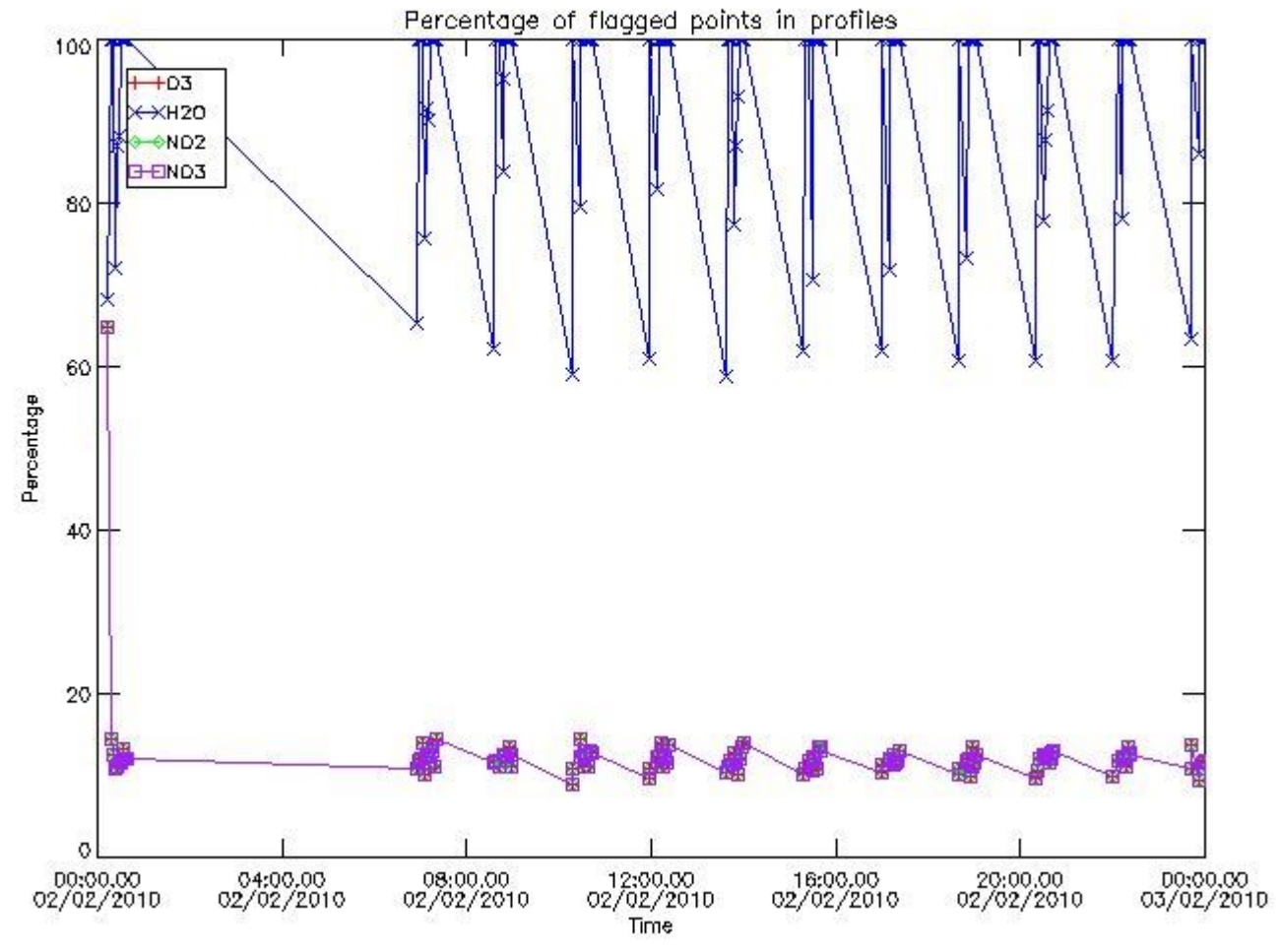
220	GOM_NL__2PRFIN20100202_200653_000000562086_00314_41450_3223.N1	02-FEB-2010 20:06:53	Bright	56.000	59	55Alp Oph	2.0800	8900.0	112	41450	No
221	GOM_NL__2PRFIN20100202_200902_000000382086_00314_41450_3224.N1	02-FEB-2010 20:09:02	Bright	37.500	126	60Bet Oph	2.7700	4250.0	75	41450	No
222	GOM_NL__2PRFIN20100202_201536_000000432086_00314_41450_3225.N1	02-FEB-2010 20:15:36	Twilight	43.000	86	35Eta Oph	2.4300	10200.	86	41450	No
223	GOM_NL__2PRFIN20100202_201959_000000532086_00314_41450_3226.N1	02-FEB-2010 20:19:59	Dark	52.500	16	21Alp Sco	1.0200	3000.0	105	41450	No
224	GOM_NL__2PRFIN20100202_202128_000000482086_00314_41450_3227.N1	02-FEB-2010 20:21:28	Dark	48.000	158	6Pi Sco	2.9060	28000.	96	41450	No
225	GOM_NL__2PRFIN20100202_202549_000000432086_00314_41450_3228.N1	02-FEB-2010 20:25:49	Dark	42.500	131	Gam Lup	2.8000	26000.	85	41450	No
226	GOM_NL__2PRFIN20100202_203053_000000412086_00315_41451_3224.N1	02-FEB-2010 20:30:53	Dark	41.000	4	Alp1Cen	-0.010000	5800.0	82	41451	No
227	GOM_NL__2PRFIN20100202_203206_000000422086_00315_41451_3225.N1	02-FEB-2010 20:32:06	Dark	41.500	10	Bet Cen	0.61000	28000.	83	41451	No
228	GOM_NL__2PRFIN20100202_203528_000000412086_00315_41451_3226.N1	02-FEB-2010 20:35:28	Dark	41.000	12	Alp1Cru	0.77500	30000.	82	41451	No
229	GOM_NL__2PRFIN20100202_203736_000000442086_00315_41451_3227.N1	02-FEB-2010 20:37:36	Dark	44.000	99	Del Cen	2.5750	26000.	88	41451	No
230	GOM_NL__2PRFIN20100202_203921_000000402086_00315_41451_3228.N1	02-FEB-2010 20:39:21	Dark	40.000	159	Ups Car	2.9200	7200.0	80	41451	No
231	GOM_NL__2PRFIN20100202_204116_000000422086_00315_41451_3229.N1	02-FEB-2010 20:41:16	Dark	42.000	71	lot Car	2.2460	7700.0	84	41451	No
232	GOM_NL__2PRFIN20100202_204300_000000392086_00315_41451_3230.N1	02-FEB-2010 20:43:00	Dark	39.000	46	Del Vel	1.9540	10600.	78	41451	No
233	GOM_NL__2PRFIN20100202_204530_000000422086_00315_41451_3231.N1	02-FEB-2010 20:45:30	Straylight	42.000	34	Gam2Vel	1.7930	23000.	84	41451	No
234	GOM_NL__2PRFIN20100202_204735_000000412086_00315_41451_3232.N1	02-FEB-2010 20:47:35	Straylight	41.000	70	Zet Pup	2.2460	39000.	82	41451	No
235	GOM_NL__2PRFIN20100202_205156_000000422086_00315_41451_3233.N1	02-FEB-2010 20:51:56	Straylight	42.000	132	15Rho Pup	2.8030	6900.0	84	41451	No
236	GOM_NL__2PRFIN20100202_210037_000000482086_00315_41451_3234.N1	02-FEB-2010 21:00:37	Twilight	47.500	8	10Alp CMi	0.40000	6500.0	95	41451	No
237	GOM_NL__2PRFIN20100202_210714_000000412086_00315_41451_3235.N1	02-FEB-2010 21:07:14	Bright	40.500	17	78Bet Gem	1.1610	4500.0	81	41451	No
238	GOM_NL__2PRFIN20100202_212432_000000342086_00315_41451_3236.N1	02-FEB-2010 21:24:32	Bright	33.500	49	1Alp UMi	1.9900	6300.0	67	41451	No
239	GOM_NL__2PRFIN20100202_212731_000000422086_00315_41451_3237.N1	02-FEB-2010 21:27:31	Bright	42.000	60	7Bet UMi	2.0810	3950.0	84	41451	No
240	GOM_NL__2PRFIN20100202_213216_000000412086_00315_41451_3238.N1	02-FEB-2010 21:32:16	Bright	40.500	119	14Eta Dra	2.7270	4700.0	81	41451	No
241	GOM_NL__2PRFIN20100202_213530_000000422086_00315_41451_3239.N1	02-FEB-2010 21:35:30	Bright	42.000	130	23Bet Dra	2.7990	5800.0	84	41451	No
242	GOM_NL__2PRFIN20100202_213912_000000392086_00315_41451_3240.N1	02-FEB-2010 21:39:12	Bright	39.000	5	3Alp Lyr	0.033000	11000.	78	41451	No
243	GOM_NL__2PRFIN20100202_214729_000000442086_00315_41451_3241.N1	02-FEB-2010 21:47:29	Bright	44.000	59	55Alp Oph	2.0800	8900.0	88	41451	No
244	GOM_NL__2PRFIN20100202_214938_000000552086_00315_41451_3242.N1	02-FEB-2010 21:49:38	Bright	55.000	126	60Bet Oph	2.7700	4250.0	110	41451	No
245	GOM_NL__2PRFIN20100202_215612_000000422086_00315_41451_3243.N1	02-FEB-2010 21:56:12	Twilight	42.000	86	35Eta Oph	2.4300	10200.	84	41451	No
246	GOM_NL__2PRFIN20100202_220036_000000522086_00315_41451_3244.N1	02-FEB-2010 22:00:36	Dark	51.500	16	21Alp Sco	1.0200	3000.0	103	41451	No
247	GOM_NL__2PRFIN20100202_220626_000000442086_00315_41451_3245.N1	02-FEB-2010 22:06:26	Dark	43.500	131	Gam Lup	2.8000	26000.	87	41451	No
248	GOM_NL__2PRFIN20100202_221129_000000422086_00316_41452_3228.N1	02-FEB-2010 22:11:29	Dark	41.500	4	Alp1Cen	-0.010000	5800.0	83	41452	No
249	GOM_NL__2PRFIN20100202_221242_000000432086_00316_41452_3229.N1	02-FEB-2010 22:12:42	Dark	42.500	10	Bet Cen	0.61000	28000.	85	41452	No
250	GOM_NL__2PRFIN20100202_221605_000000422086_00316_41452_3230.N1	02-FEB-2010 22:16:05	Dark	42.000	12	Alp1Cru	0.77500	30000.	84	41452	No
251	GOM_NL__2PRFIN20100202_221812_000000462086_00316_41452_3231.N1	02-FEB-2010 22:18:12	Dark	45.500	99	Del Cen	2.5750	26000.	91	41452	No
252	GOM_NL__2PRFIN20100202_221957_000000382086_00316_41452_3232.N1	02-FEB-2010 22:19:57	Dark	38.000	159	Ups Car	2.9200	7200.0	76	41452	No
253	GOM_NL__2PRFIN20100202_222152_000000402086_00316_41452_3233.N1	02-FEB-2010 22:21:52	Dark	40.000	71	lot Car	2.2460	7700.0	80	41452	No
254	GOM_NL__2PRFIN20100202_222336_000000412086_00316_41452_3234.N1	02-FEB-2010 22:23:36	Dark	41.000	46	Del Vel	1.9540	10600.	82	41452	No
255	GOM_NL__2PRFIN20100202_222606_000000432086_00316_41452_3235.N1	02-FEB-2010 22:26:06	Straylight	42.500	34	Gam2Vel	1.7930	23000.	85	41452	No
256	GOM_NL__2PRFIN20100202_222811_000000392086_00316_41452_3236.N1	02-FEB-2010 22:28:11	Straylight	39.000	70	Zet Pup	2.2460	39000.	78	41452	No
257	GOM_NL__2PRFIN20100202_223232_000000422086_00316_41452_3237.N1	02-FEB-2010 22:32:32	Straylight	41.500	132	15Rho Pup	2.8030	6900.0	83	41452	No
258	GOM_NL__2PRFIN20100202_224113_000000472086_00316_41452_3238.N1	02-FEB-2010 22:41:13	Twilight	47.000	8	10Alp CMi	0.40000	6500.0	94	41452	No
259	GOM_NL__2PRFIN20100202_224750_000000412086_00316_41452_3239.N1	02-FEB-2010 22:47:50	Bright	40.500	17	78Bet Gem	1.1610	4500.0	81	41452	No
260	GOM_NL__2PRFIN20100202_230508_000000332086_00316_41452_3240.N1	02-FEB-2010 23:05:08	Bright	33.000	49	1Alp UMi	1.9900	6300.0	66	41452	No
261	GOM_NL__2PRFIN20100202_230807_000000412086_00316_41452_3241.N1	02-FEB-2010 23:08:07	Bright	41.000	60	7Bet UMi	2.0810	3950.0	82	41452	No
262	GOM_NL__2PRFIN20100202_231251_000000412086_00316_41452_3242.N1	02-FEB-2010 23:12:51	Bright	41.000	119	14Eta Dra	2.7270	4700.0	82	41452	No
263	GOM_NL__2PRFIN20100202_231606_000000412086_00316_41452_3243.N1	02-FEB-2010 23:16:06	Bright	40.500	130	23Bet Dra	2.7990	5800.0	81	41452	No
264	GOM_NL__2PRFIN20100202_231948_000000352086_00316_41452_3244.N1	02-FEB-2010 23:19:48	Bright	34.500	5	3Alp Lyr	0.033000	11000.	69	41452	No
265	GOM_NL__2PRFIN20100202_232805_000000562086_00316_41452_3245.N1	02-FEB-2010 23:28:05	Bright	56.000	59	55Alp Oph	2.0800	8900.0	112	41452	No
266	GOM_NL__2PRFIN20100202_233014_000000552086_00316_41452_3246.N1	02-FEB-2010 23:30:14	Bright	55.000	126	60Bet Oph	2.7700	4250.0	110	41452	No
267	GOM_NL__2PRFIN20100202_233648_000000442086_00316_41452_3247.N1	02-FEB-2010 23:36:48	Twilight	43.500	86	35Eta Oph	2.4300	10200.	87	41452	No
268	GOM_NL__2PRFIN20100202_234112_000000572086_00316_41452_3248.N1	02-FEB-2010 23:41:12	Dark	56.500	16	21Alp Sco	1.0200	3000.0	113	41452	No
269	GOM_NL__2PRFIN20100202_234242_000000492086_00316_41452_3249.N1	02-FEB-2010 23:42:42	Dark	48.500	158	6Pi Sco	2.9060	28000.	97	41452	No
270	GOM_NL__2PRFIN20100202_235206_000000542086_00317_41453_3236.N1	02-FEB-2010 23:52:06	Dark	54.000	4	Alp1Cen	-0.010000	5800.0	108	41453	No
271	GOM_NL__2PRFIN20100202_235319_000000482086_00317_41453_3237.N1	02-FEB-2010 23:53:19	Dark	47.500	10	Bet Cen	0.61000	28000.	95	41453	No
272	GOM_NL__2PRFIN20100202_235641_000000452086_00317_41453_3238.N1	02-FEB-2010 23:56:41	Dark	44.500	12	Alp1Cru	0.77500	30000.	89	41453	No
273	GOM_NL__2PRFIN20100202_235849_000000442086_00317_41453_3239.N1	02-FEB-2010 23:58:49	Dark	43.500	99	Del Cen	2.5750	26000.	87	41453	No

### 3. Quality information per product

In this section it is plotted some information contained in the Quality Summary data set of


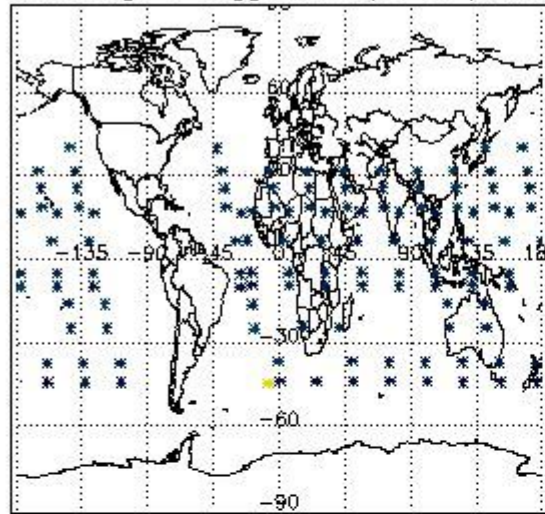
the level 2 products. Only products in dark limb conditions and without errors (error flag in the MPH set to "0") are used.

3.1 Plot quality information per product (time dependant)

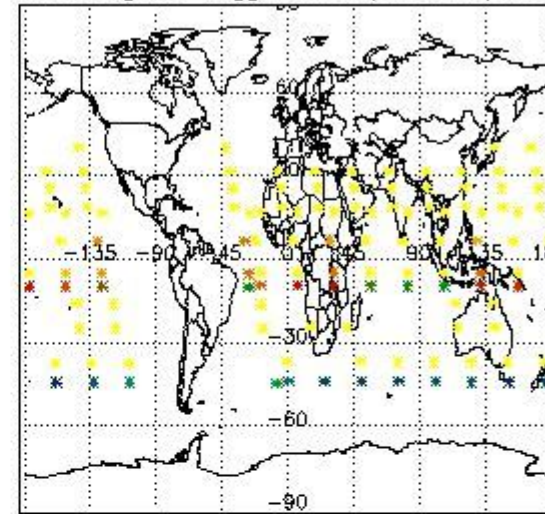


3.2 Plot quality information per product (world map)


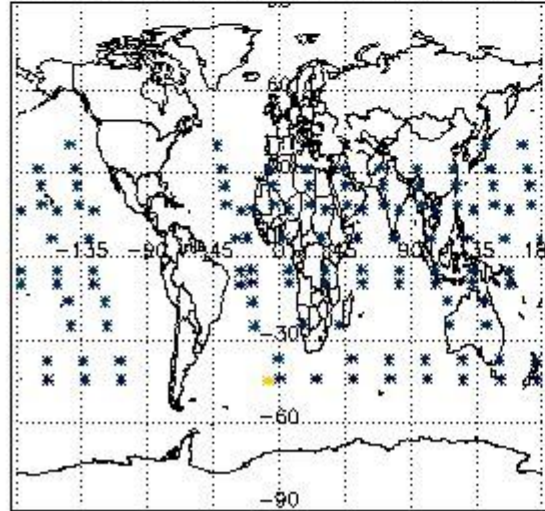
Percentage of flagged data per O3 profile



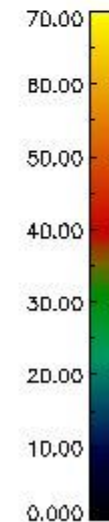
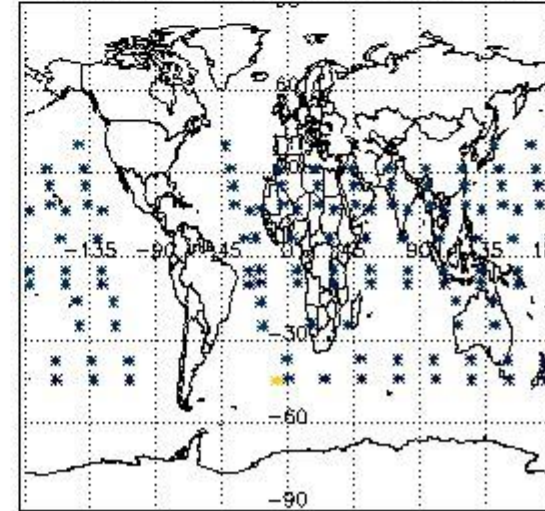
Percentage of flagged data per H2O profile



Percentage of flagged data per NO2 profile



Percentage of flagged data per NO3 profile



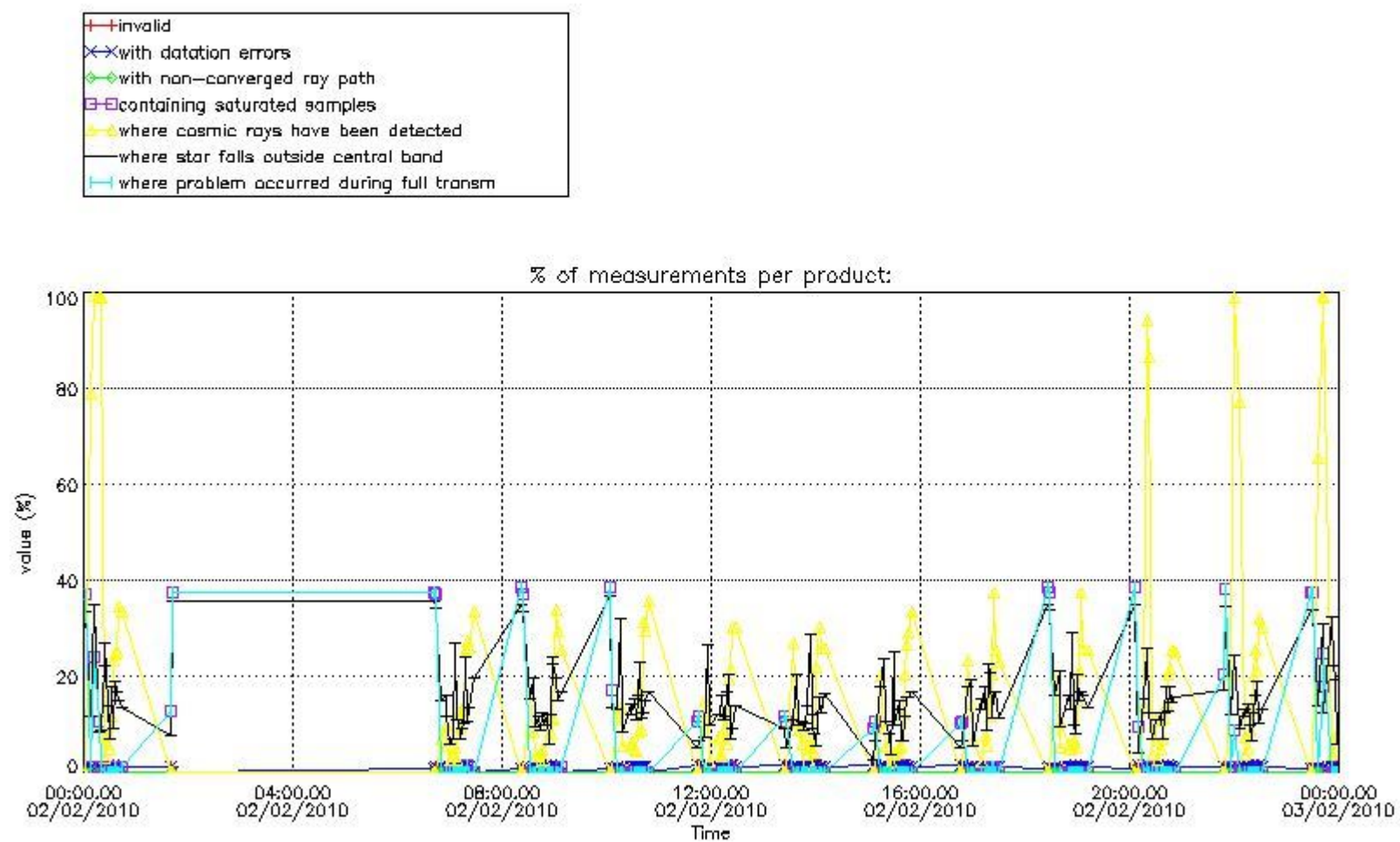
#### 4. Level 1 quality information per product

In this section it is plotted some information contained in the Quality Summary data set of the level 2 products that comes from the level 1b processing. Products without errors (error flag in the MPH set to "0") are used.

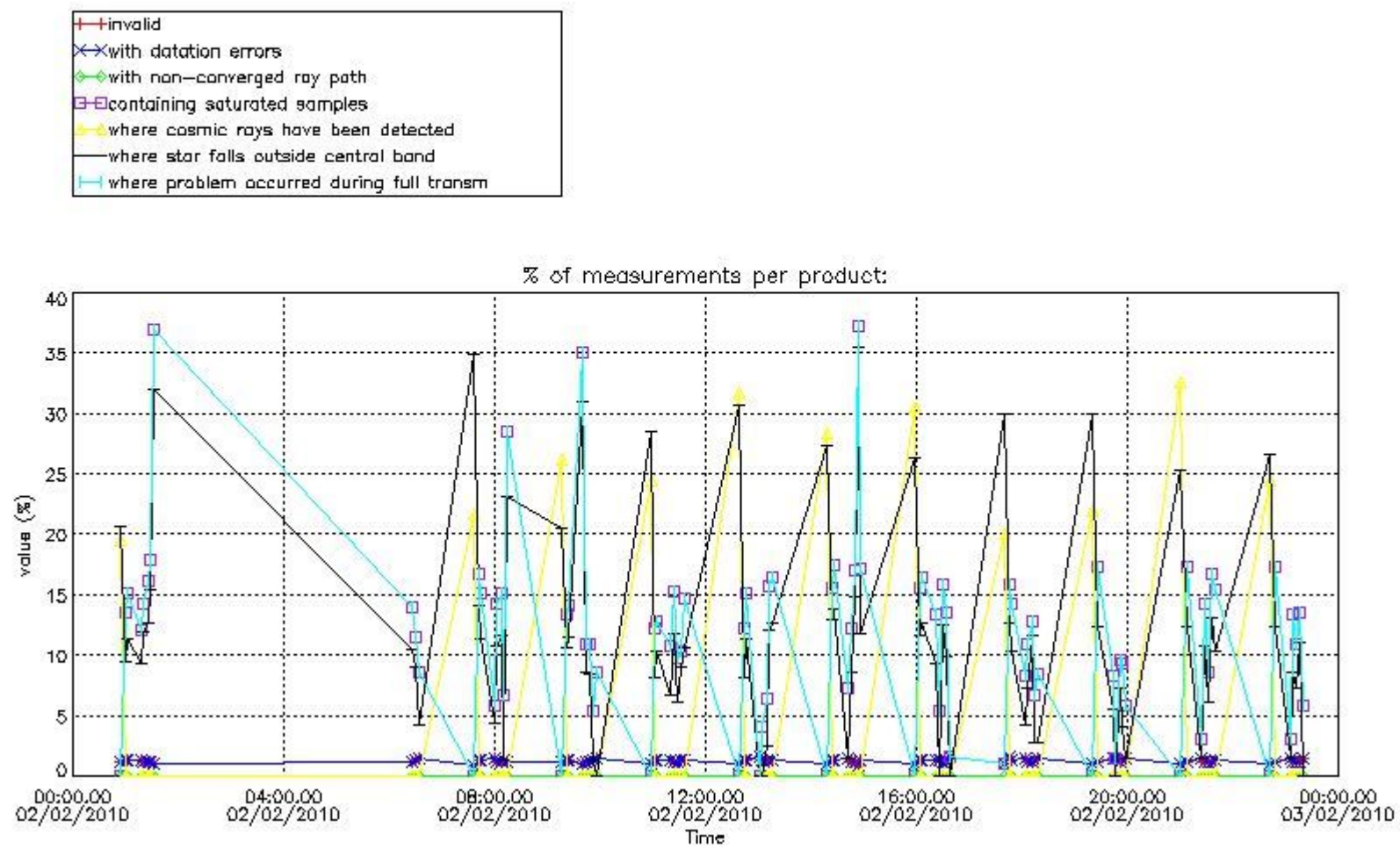
##### 4.1 Plot quality information per product (time dependant) coming from level 1b processing

###### 4.1.1 Plot level 1 quality information per product (time dependant): ENVISAT ASCENDING passes



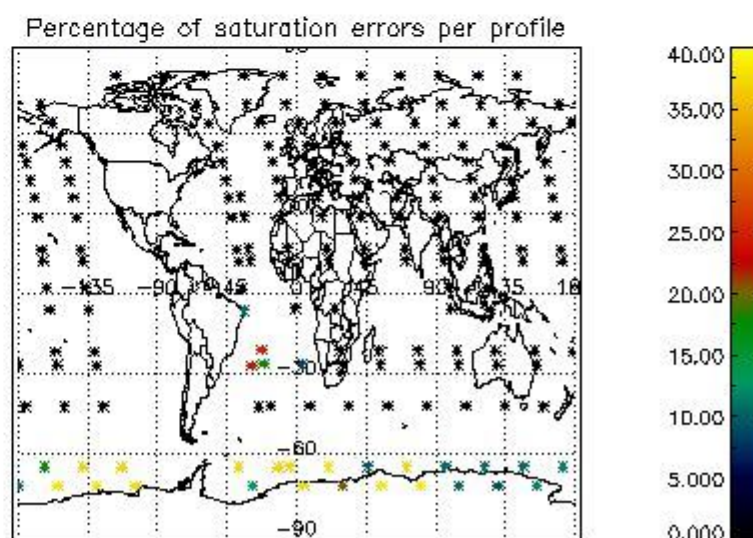
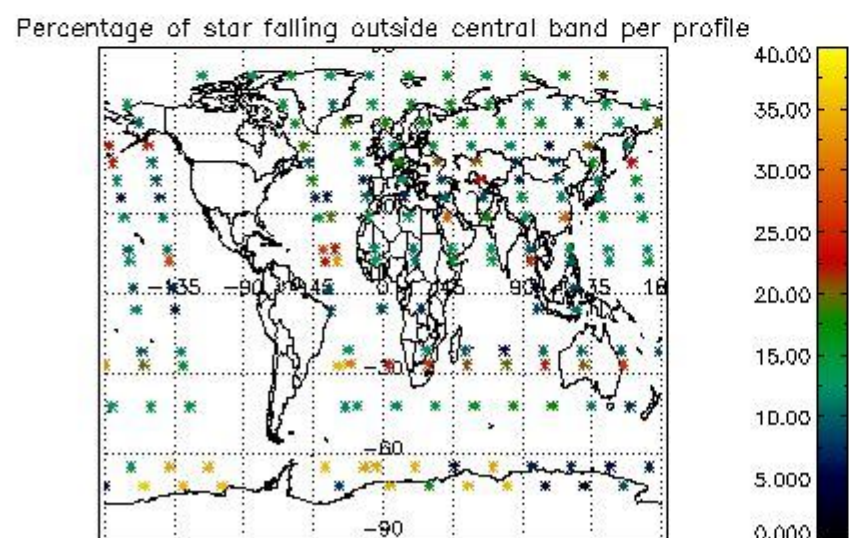
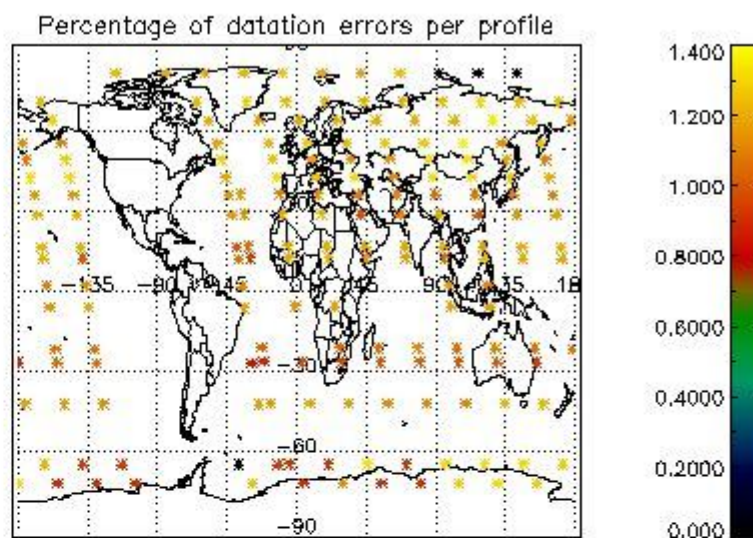
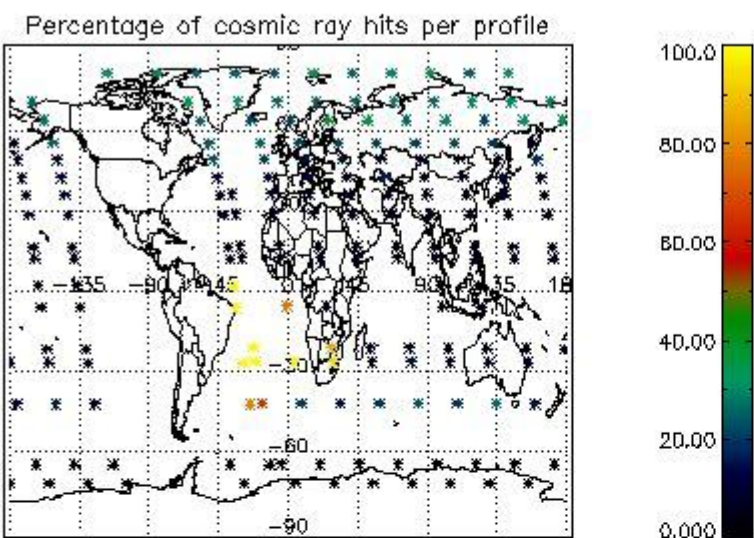


4.1.2 Plot level 1 quality information per product (time dependant): ENVISAT DESCENDING passes



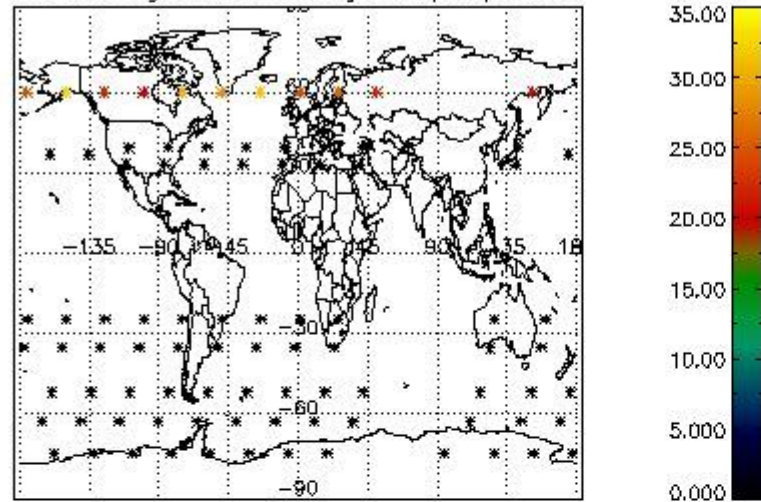
*4.2 Plot quality information per product coming from level 1b processing (world map)*

*4.2.1 Plot level 1 quality information per product (world map): ENVISAT ASCENDING passes*

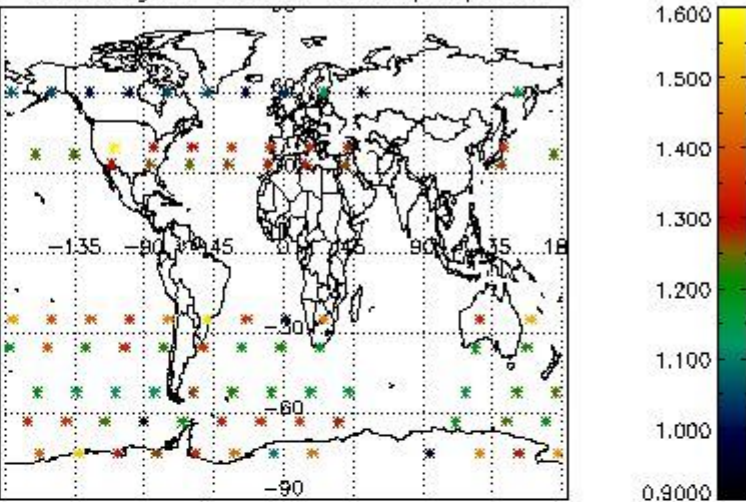


4.2.2 Plot level 1 quality information per product (world map): ENVISAT DESCENDING passes

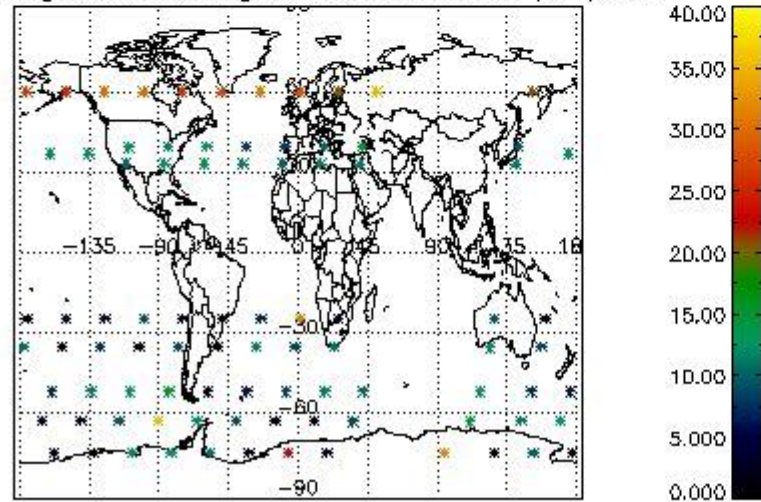
Percentage of cosmic ray hits per profile



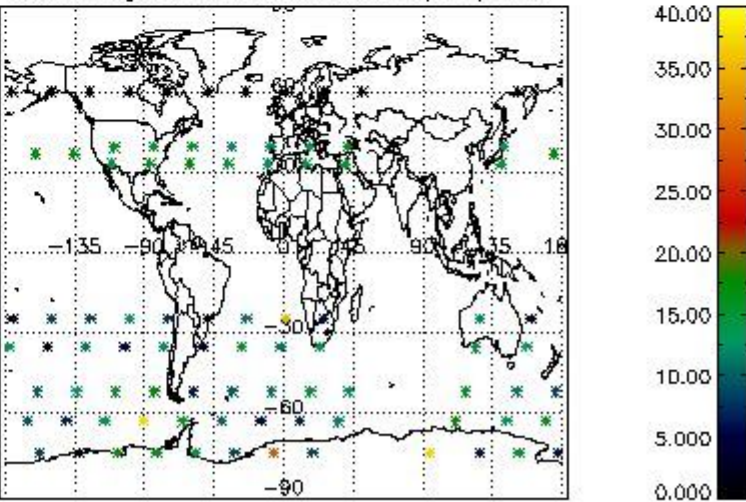
Percentage of datation errors per profile



Percentage of star falling outside central band per profile



Percentage of saturation errors per profile



## 5. Trace gas profiles

### 5.1 Ozone statistics based on quality of products

The final quality of the products can be "measured" using the STD (Standard Deviation) attached to every point profile. This information is written to the parameter GOM\_NL\_\_2P/NL\_LOCAL\_SPECIES\_DENSITY/o3\_std of the level 2 products. The table below shows the statistics for given STD ranges.

The statistics are given with respect to the overall valid production:

- Products without fatal errors: GOM\_NL\_\_2P/MPH/PRODUCT\_ERR=0
- Valid point profile: GOM\_NL\_\_2P/NL\_LOCAL\_SPECIES\_DENSITY/pcd(0)=0

The 'Criteria' is applied to valid points of dark limb products:

- Products in dark limb illumination condition: GOM\_NL\_\_2P/NL\_SUMMARY\_QUALITY/obs\_ill\_cond=0
- Products without fatal errors: GOM\_NL\_\_2P/MPH/PRODUCT\_ERR=0
- Valid point profile: GOM\_NL\_\_2P/NL\_LOCAL\_SPECIES\_DENSITY/pcd(0)=0

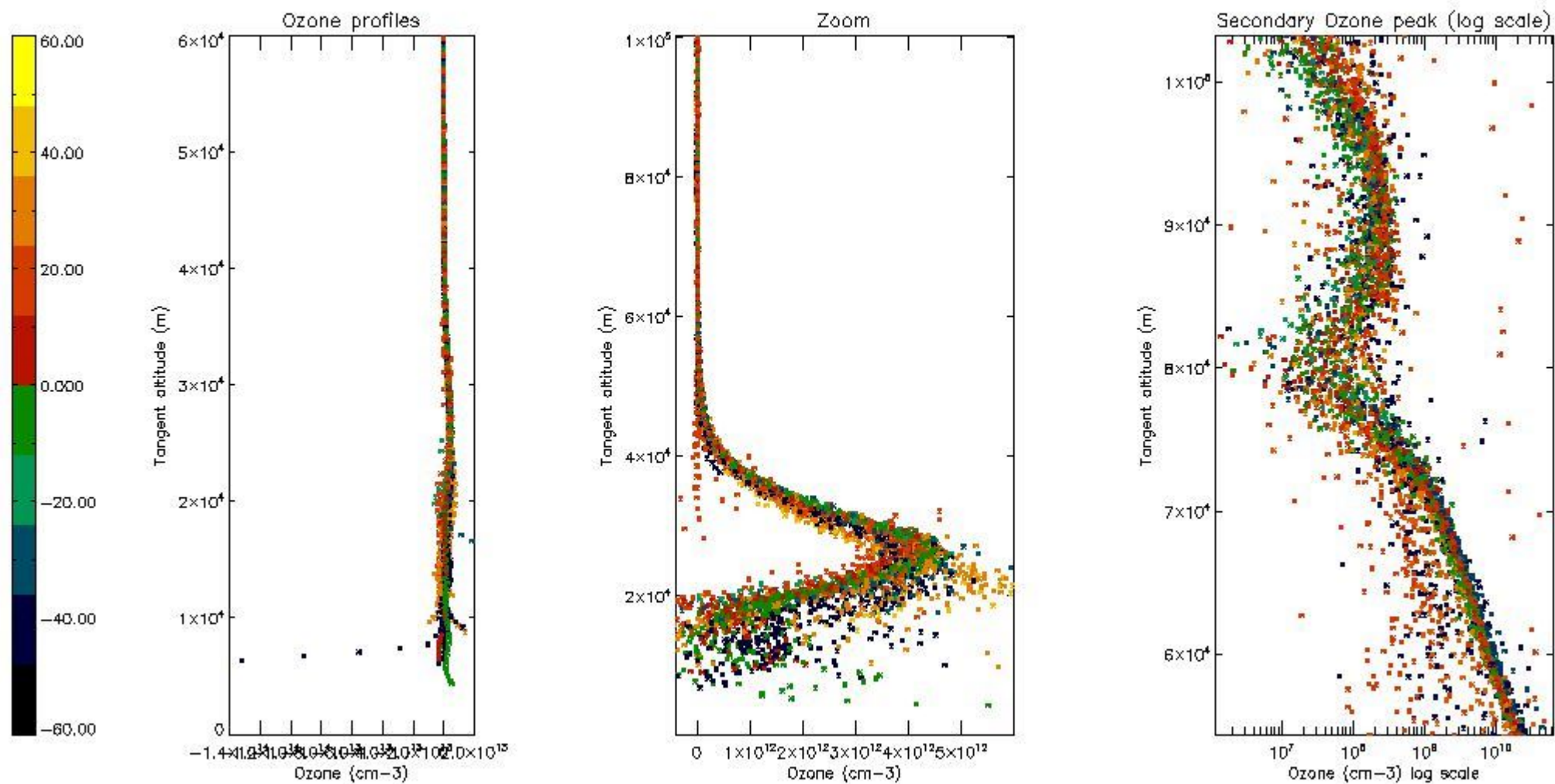
So, the table below shows the percentage of dark limb and valid observations for each criteria with respect to the overall valid daily observations.

Criteria	% of total production
All STD	46
STD < 20	24

STD < 10	20
STD < 5	13

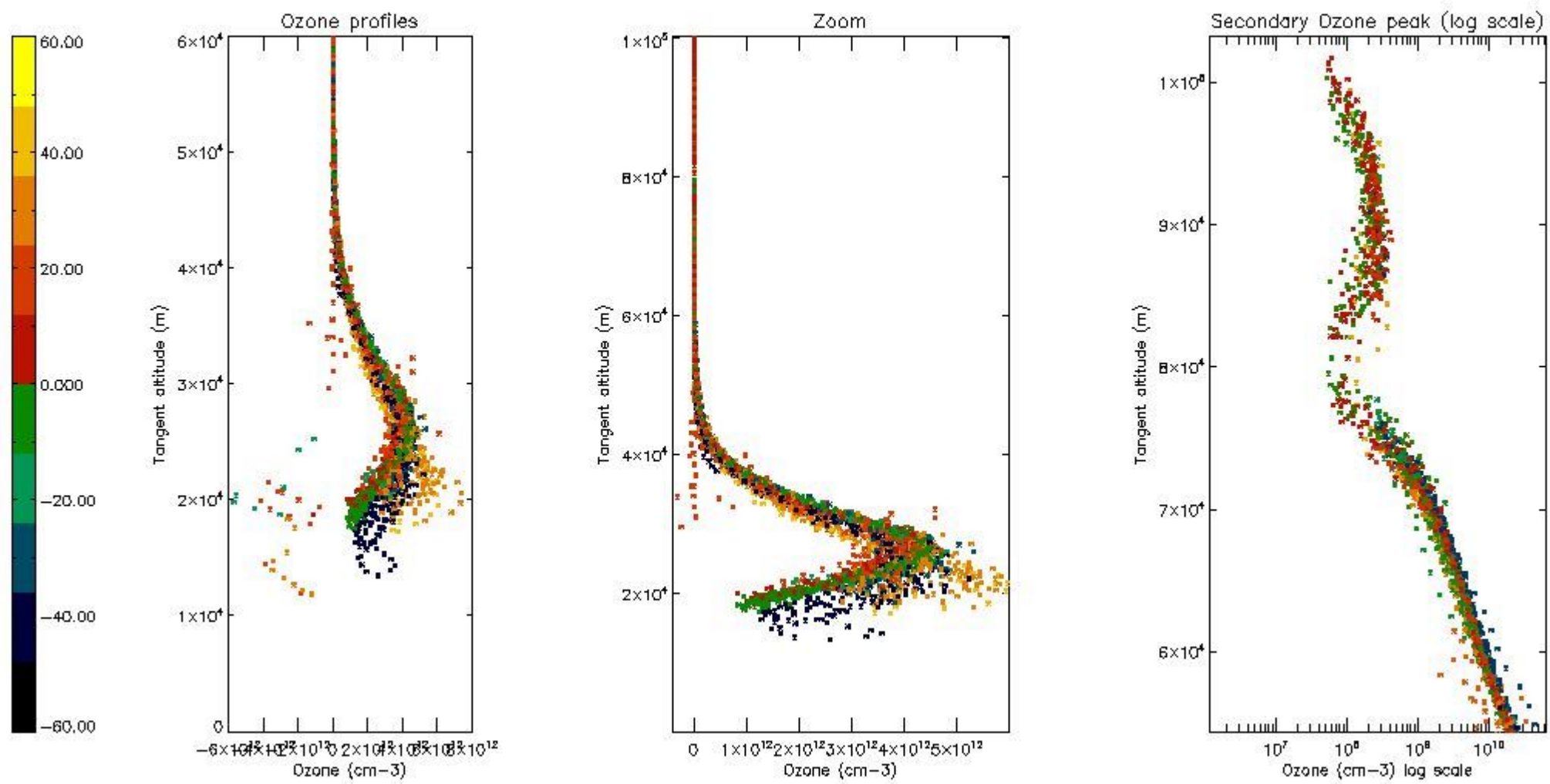
5.2 Plot ozone profiles for all STD (dark without errors)

The colorbar represents the latitude.



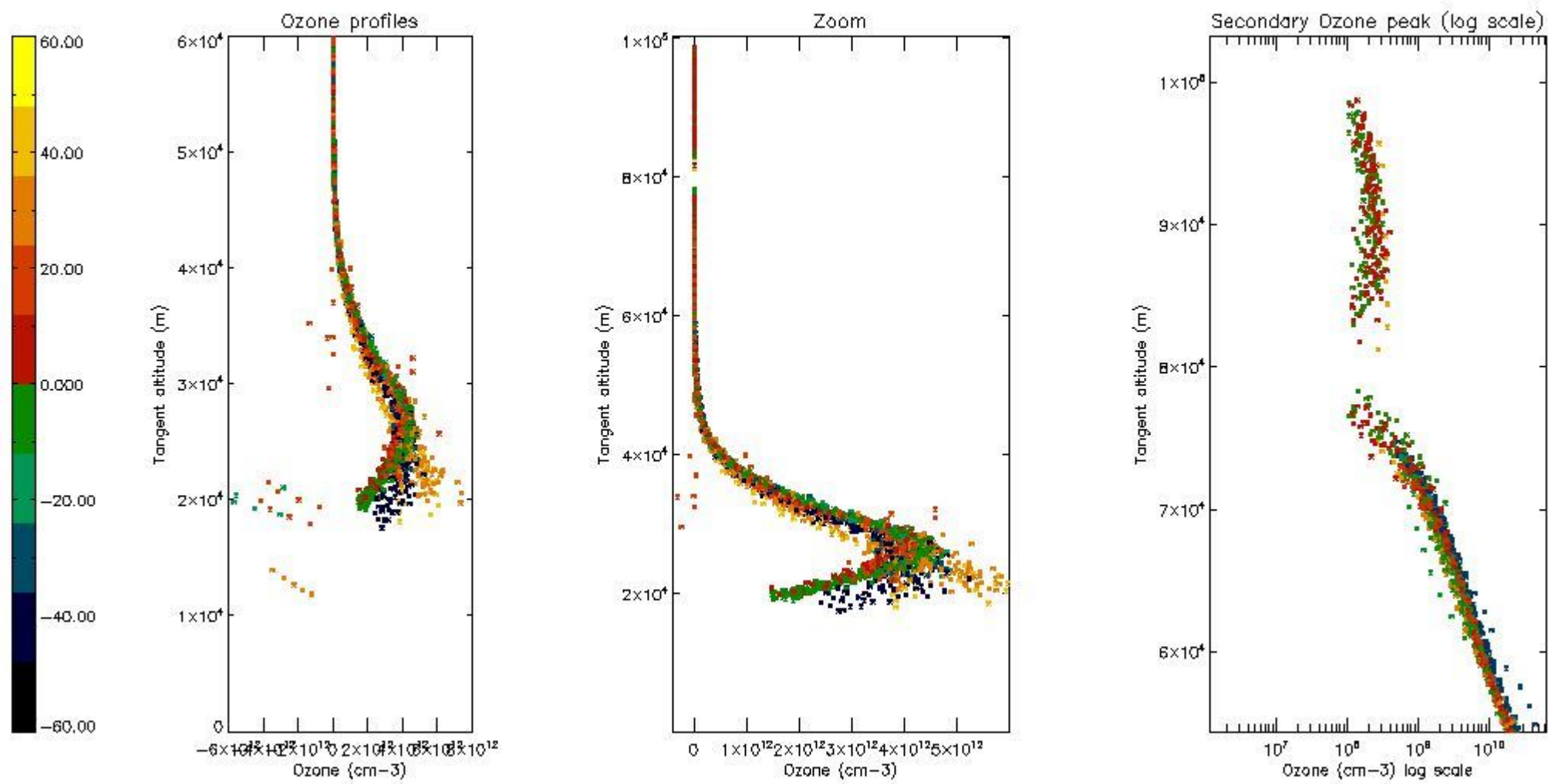
5.3 Plot ozone profiles where STD < 20% (dark without errors)

The colorbar represents the latitude.



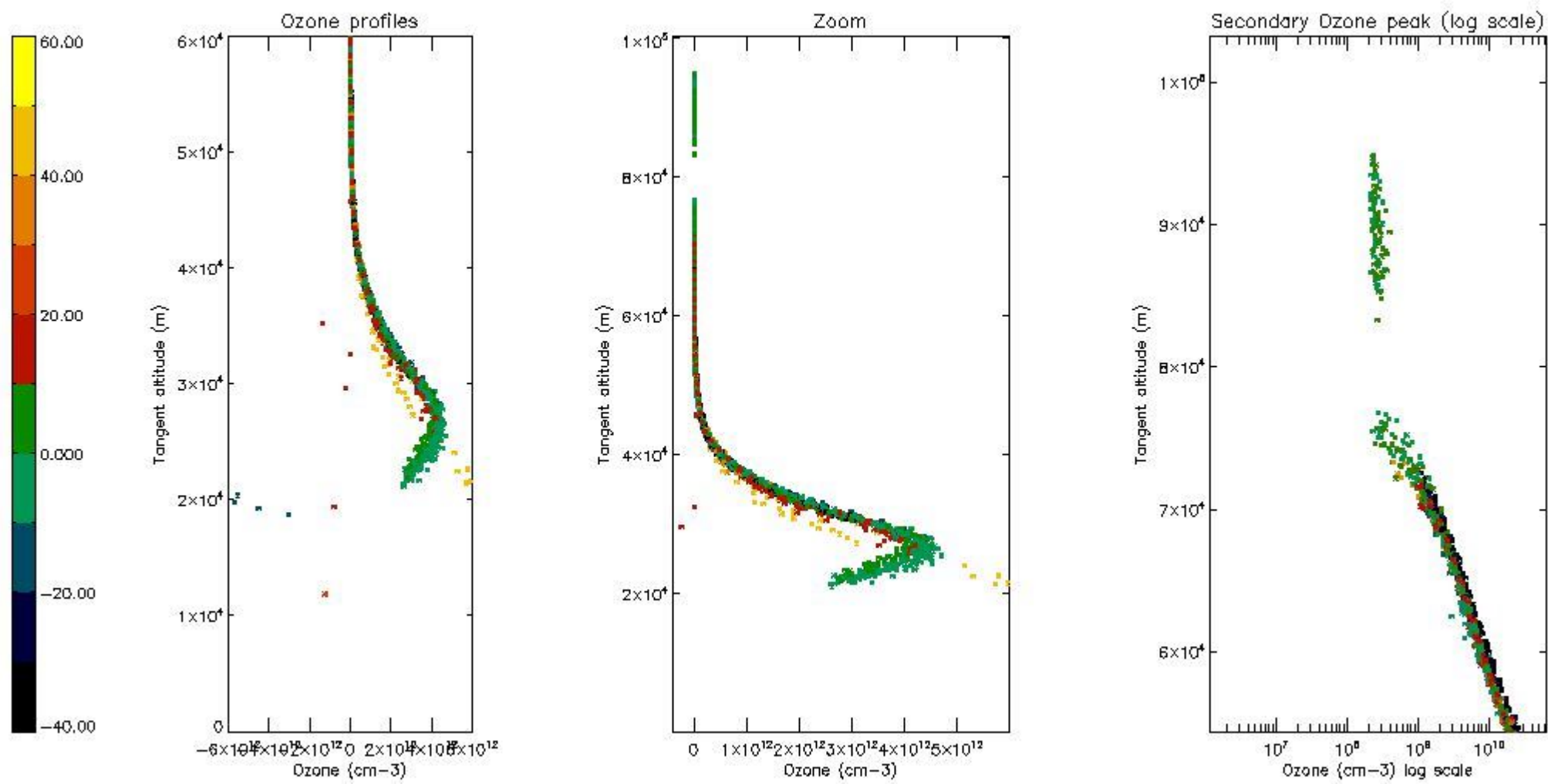
*5.4 Plot ozone profiles where STD < 10% (dark without errors)*

The colorbar represents the latitude.



*5.5 Plot ozone profiles where STD < 5% (dark without errors)*

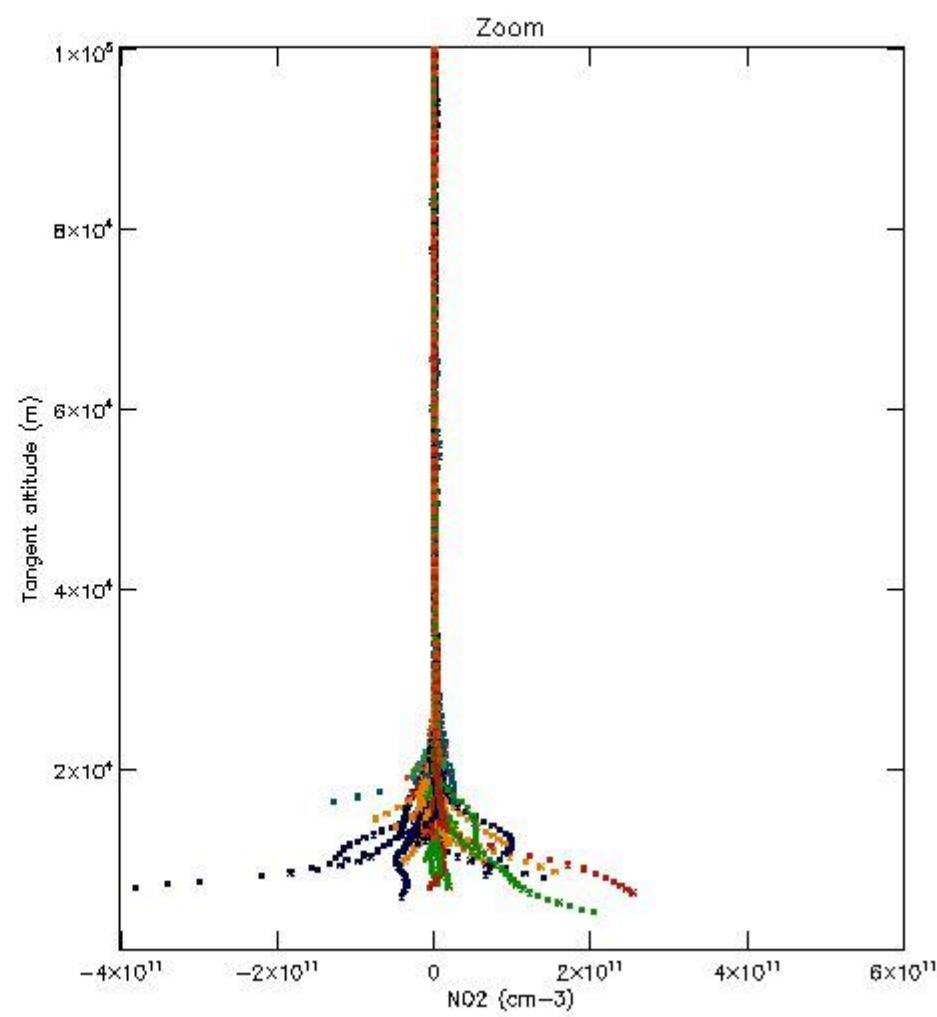
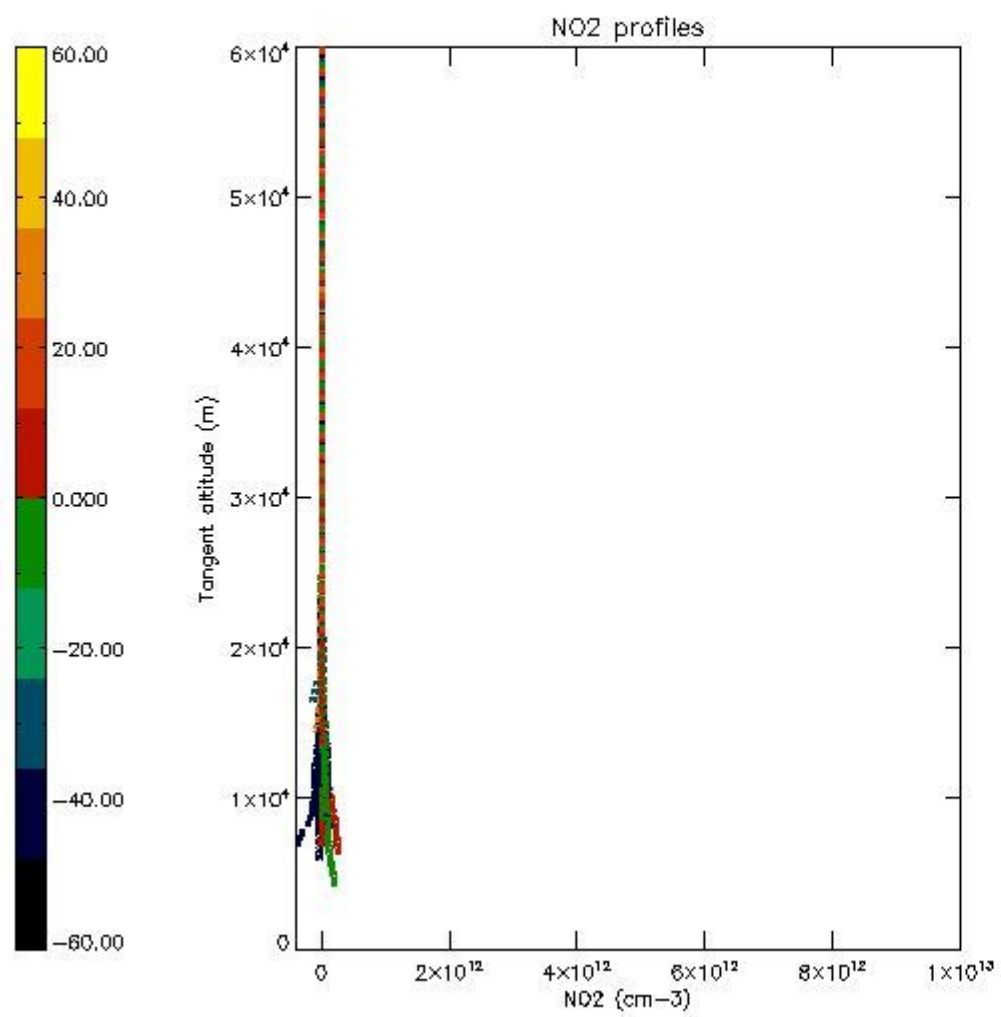
The colorbar represents the latitude.



*5.6 Plot NO<sub>2</sub> profiles for all STD (dark without errors)*

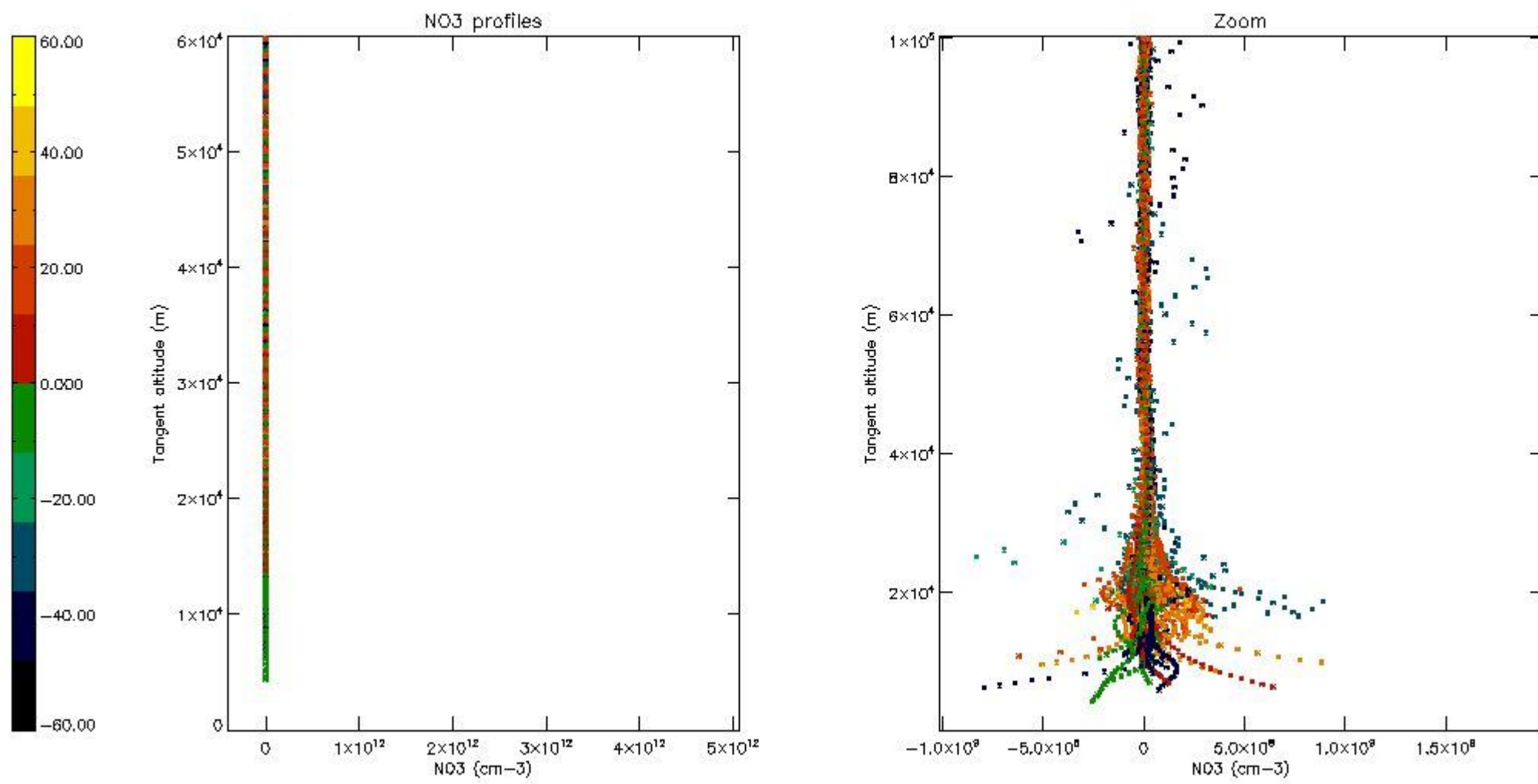
The colorbar represents the latitude.





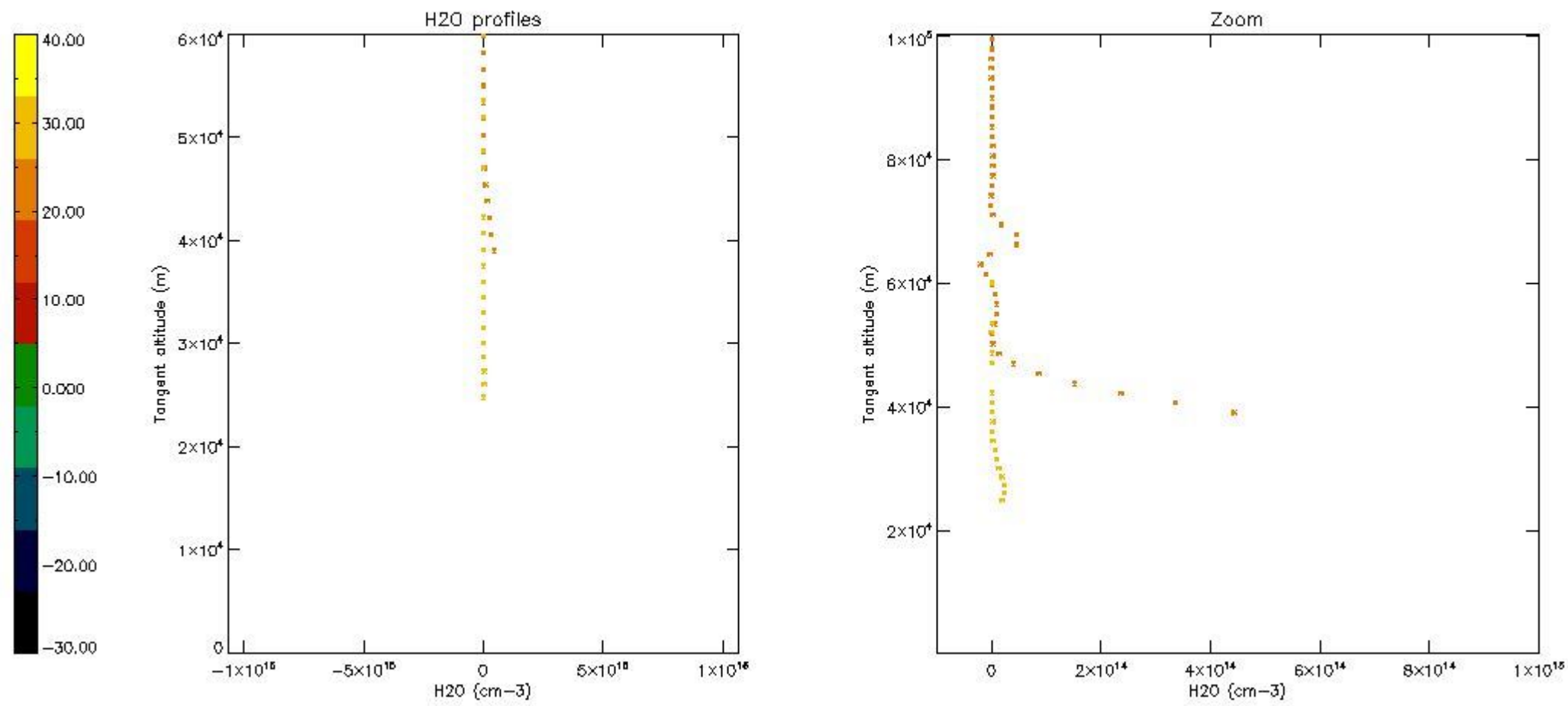
*5.7 Plot NO3 profiles for all STD (dark without errors)*

The colorbar represents the latitude.



*5.8 Plot H2O profiles for all STD (only for occultations of stars 1,2,3,4,13,14,16,26,63 dark without errors)*

The colorbar represents the latitude.



## 6. Auxiliary Data Files used for the production reported in section 2

The number reported in the third column indicates since which file (see list in section 2) the corresponding auxiliary file has been used. The fourth column is the date of those product files.

Type	Auxiliary Filename	Used since product	Used since product date
INST_PHYS_CHARACTERISTICS	GOM_INS_AXVIEC20091111_143220_20030716_120000_20500101_000000	1	02-FEB-2010 00:01:47
LEVEL-2_PROC_CONFIG	GOM_PR2_AXVIEC20091111_152718_20020301_000000_20500101_000000	1	02-FEB-2010 00:01:47
CROSS_SECTIONS_FILE	GOM_CRS_AXVIEC20091111_154832_20020301_000000_20500101_000000	1	02-FEB-2010 00:01:47

# GOMOS Level 2 Daily Report

## SUMMARY

### [1. General Info](#)

### [2. Summary of processed GOM\\_NL\\_2P products](#)

### [3. Level 2 Quality information per product](#)

#### [3.1 Plot of level 2 quality information per product \(time dependant\)](#)

#### [3.2 Plot of level 2 quality information per product \(world map\)](#)

### [4. Level 1 Quality information per product \(stored on level 2 products\)](#)

#### [4.1 Plot of level 1 quality information per product \(time dependant\)](#)

##### [4.1.1 Plot of level 1 quality information per product \(time dependant\): ASCENDING](#)

##### [4.1.2 Plot of level 1 quality information per product \(time dependant\): DESCENDING](#)

#### [4.2 Plot of level 1 quality information per product \(world map\)](#)

##### [4.2.1 Plot of level 1 quality information per product \(world map\): ASCENDING](#)

##### [4.2.2 Plot of level 1 quality information per product \(world map\): DESCENDING](#)

### [5. Ozone profiles based on quality statistics and other trace gas profiles](#)

#### [5.1 Ozone statistics based on quality of products](#)

#### [5.2 Plot ozone profiles for all STD \(dark without errors\)](#)

#### [5.3 Plot ozone profiles where STD < 20% \(dark without errors\)](#)

#### [5.4. Plot ozone profiles where STD < 10% \(dark without errors\)](#)

#### [5.5. Plot ozone profiles where STD < 5% \(dark without errors\)](#)

#### [5.6 Plot NO2 profiles for all STD \(dark without errors\)](#)

#### [5.7 Plot NO3 profiles for all STD \(dark without errors\)](#)

#### [5.8 Plot H2O profiles \(only for occultations of stars 1,2,3,4,13,14,16,26,63 dark without errors\) for all STD](#)

### [6. Auxiliary Data Files used for the production reported in section 2](#)

This report presents the daily analysis on parameters extracted from GOMOS level 2 data (GOM\_NL\_\_2P). It is intended to monitor some important parameters that will impact the quality of these products. A list of level 2 products (and content) that have arrived during the reporting day to the PCF is also given.

Item	Value
Time of report generation	26APR2013 17:06:31
Data source version	GOMOS/6.01
Start time of products	02-02-2010 (02FEB2010 00:00:00)
Stop time of products	03-02-2010 (03FEB2010 00:00:00)
Store outputs in DB	Yes
Nb of level 2 prods	273
Nb of prods with errors	0

## 2. Summary of processed GOM\_NL\_\_2P products.

Nr	Filename	UTC Start time	Limb	Duration	Star Id	Star Name	Star Mag	Star Temp	Nb Meas	Orbit	Prod. error
1	GOM_NL__2PRFIN20100202_000147_000000542086_00302_41438_3100.N1	02-FEB-2010 00:01:47	Bright	54.000	126	60Bet Oph	2.7700	4250.0	108	41438	No
2	GOM_NL__2PRFIN20100202_000818_000000432086_00302_41438_3101.N1	02-FEB-2010 00:08:18	Twilight_stray	42.500	86	35Eta Oph	2.4300	10200.	85	41438	No
3	GOM_NL__2PRFIN20100202_001239_000000602086_00302_41438_3102.N1	02-FEB-2010 00:12:39	Dark	60.000	16	21Alp Sco	1.0200	3000.0	120	41438	No
4	GOM_NL__2PRFIN20100202_001828_000000432086_00302_41438_3103.N1	02-FEB-2010 00:18:28	Dark	42.500	131	Gam Lup	2.8000	26000.	85	41438	No
5	GOM_NL__2PRFIN20100202_002043_000000452086_00303_41439_3088.N1	02-FEB-2010 00:20:43	Dark	45.000	109	Bet Lup	2.6770	26000.	90	41439	No
6	GOM_NL__2PRFIN20100202_002335_000000472086_00303_41439_3089.N1	02-FEB-2010 00:23:35	Dark	47.000	4	Alp1Cen	-0.010000	5800.0	94	41439	No
7	GOM_NL__2PRFIN20100202_002448_000000512086_00303_41439_3090.N1	02-FEB-2010 00:24:48	Dark	50.500	10	Bet Cen	0.61000	28000.	101	41439	No
8	GOM_NL__2PRFIN20100202_002811_000000432086_00303_41439_3091.N1	02-FEB-2010 00:28:11	Dark	43.000	12	Alp1Cru	0.77500	30000.	86	41439	No
9	GOM_NL__2PRFIN20100202_003015_000000442086_00303_41439_3092.N1	02-FEB-2010 00:30:15	Dark	44.000	99	Del Cen	2.5750	26000.	88	41439	No
10	GOM_NL__2PRFIN20100202_003206_000000432086_00303_41439_3093.N1	02-FEB-2010 00:32:06	Dark	42.500	159	Ups Car	2.9200	7200.0	85	41439	No
11	GOM_NL__2PRFIN20100202_003401_000000392086_00303_41439_3094.N1	02-FEB-2010 00:34:01	Dark	38.500	71	lot Car	2.2460	7700.0	77	41439	No
12	GOM_NL__2PRFIN20100202_003545_000000432086_00303_41439_3095.N1	02-FEB-2010 00:35:45	Dark	42.500	46	Del Vel	1.9540	10600.	85	41439	No
13	GOM_NL__2PRFIN20100202_003816_000000422086_00303_41439_3096.N1	02-FEB-2010 00:38:16	Dark	42.000	34	Gam2Vel	1.7930	23000.	84	41439	No
14	GOM_NL__2PRFIN20100202_004021_000000412086_00303_41439_3097.N1	02-FEB-2010 00:40:21	Straylight	40.500	70	Zet Pup	2.2460	39000.	81	41439	No
15	GOM_NL__2PRFIN20100202_004442_000000412086_00303_41439_3098.N1	02-FEB-2010 00:44:42	Straylight	40.500	132	15Rho Pup	2.8030	6900.0	81	41439	No
16	GOM_NL__2PRFIN20100202_005326_000000442086_00303_41439_3099.N1	02-FEB-2010 00:53:26	Twilight_stray	43.500	8	10Alp CMi	0.40000	6500.0	87	41439	No
17	GOM_NL__2PRFIN20100202_005916_000000372086_00303_41439_3100.N1	02-FEB-2010 00:59:16	Bright	37.000	170	27Eps Gem	3.0000	9700.0	74	41439	No
18	GOM_NL__2PRFIN20100202_010107_000000402086_00303_41439_3101.N1	02-FEB-2010 01:01:07	Bright	39.500	24	66Alp Gem	1.5800	10200.	79	41439	No
19	GOM_NL__2PRFIN20100202_011721_000000382086_00303_41439_3102.N1	02-FEB-2010 01:17:21	Bright	37.500	49	1Alp UMi	1.9900	6300.0	75	41439	No
20	GOM_NL__2PRFIN20100202_012023_000000422086_00303_41439_3103.N1	02-FEB-2010 01:20:23	Bright	42.000	60	7Bet UMi	2.0810	3950.0	84	41439	No
21	GOM_NL__2PRFIN20100202_012506_000000442086_00303_41439_3104.N1	02-FEB-2010 01:25:06	Bright	43.500	119	14Eta Dra	2.7270	4700.0	87	41439	No
22	GOM_NL__2PRFIN20100202_012819_000000422086_00303_41439_3105.N1	02-FEB-2010 01:28:19	Bright	42.000	130	23Bet Dra	2.7990	5800.0	84	41439	No
23	GOM_NL__2PRFIN20100202_013200_000000522086_00303_41439_3106.N1	02-FEB-2010 01:32:00	Bright	51.500	5	3Alp Lyr	0.033000	11000.	103	41439	No
24	GOM_NL__2PRFIN20100202_014014_000000402086_00303_41439_3107.N1	02-FEB-2010 01:40:14	Bright	39.500	59	55Alp Oph	2.0800	8900.0	79	41439	No
25	GOM_NL__2PRFIN20100202_014223_000000542086_00303_41439_3108.N1	02-FEB-2010 01:42:23	Bright	53.500	126	60Bet Oph	2.7700	4250.0	107	41439	No
26	GOM_NL__2PRFIN20100202_062654_000000432086_00306_41442_3114.N1	02-FEB-2010 06:26:54	Bright	43.000	119	14Eta Dra	2.7270	4700.0	86	41442	No
27	GOM_NL__2PRFIN20100202_063007_000000392086_00306_41442_3115.N1	02-FEB-2010 06:30:07	Bright	39.000	130	23Bet Dra	2.7990	5800.0	78	41442	No
28	GOM_NL__2PRFIN20100202_063348_000000352086_00306_41442_3116.N1	02-FEB-2010 06:33:48	Bright	35.000	5	3Alp Lyr	0.033000	11000.	70	41442	No
29	GOM_NL__2PRFIN20100202_064203_000000562086_00306_41442_3117.N1	02-FEB-2010 06:42:03	Bright	56.000	59	55Alp Oph	2.0800	8900.0	112	41442	No
30	GOM_NL__2PRFIN20100202_064412_000000542086_00306_41442_3118.N1	02-FEB-2010 06:44:12	Bright	54.000	126	60Bet Oph	2.7700	4250.0	108	41442	No
31	GOM_NL__2PRFIN20100202_065044_000000442086_00306_41442_3119.N1	02-FEB-2010 06:50:44	Twilight_stray	44.000	86	35Eta Oph	2.4300	10200.	88	41442	No
32	GOM_NL__2PRFIN20100202_065506_000000472086_00306_41442_3120.N1	02-FEB-2010 06:55:06	Dark	46.500	16	21Alp Sco	1.0200	3000.0	93	41442	No
33	GOM_NL__2PRFIN20100202_065633_000000472086_00306_41442_3121.N1	02-FEB-2010 06:56:33	Dark	47.000	158	6Pi Sco	2.9060	28000.	94	41442	No
34	GOM_NL__2PRFIN20100202_070055_000000422086_00306_41442_3122.N1	02-FEB-2010 07:00:55	Dark	42.000	131	Gam Lup	2.8000	26000.	84	41442	No
35	GOM_NL__2PRFIN20100202_070311_000000442086_00307_41443_3122.N1	02-FEB-2010 07:03:11	Dark	44.000	109	Bet Lup	2.6770	26000.	88	41443	No
36	GOM_NL__2PRFIN20100202_070601_000000502086_00307_41443_3123.N1	02-FEB-2010 07:06:01	Dark	50.000	4	Alp1Cen	-0.010000	5800.0	100	41443	No
37	GOM_NL__2PRFIN20100202_070714_000000422086_00307_41443_3124.N1	02-FEB-2010 07:07:14	Dark	41.500	10	Bet Cen	0.61000	28000.	83	41443	No
38	GOM_NL__2PRFIN20100202_071036_000000412086_00307_41443_3125.N1	02-FEB-2010 07:10:36	Dark	41.000	12	Alp1Cru	0.77500	30000.	82	41443	No
39	GOM_NL__2PRFIN20100202_071242_000000442086_00307_41443_3126.N1	02-FEB-2010 07:12:42	Dark	44.000	99	Del Cen	2.5750	26000.	88	41443	No
40	GOM_NL__2PRFIN20100202_071431_000000382086_00307_41443_3127.N1	02-FEB-2010 07:14:31	Dark	38.000	159	Ups Car	2.9200	7200.0	76	41443	No
41	GOM_NL__2PRFIN20100202_071626_000000392086_00307_41443_3128.N1	02-FEB-2010 07:16:26	Dark	39.000	71	lot Car	2.2460	7700.0	78	41443	No
42	GOM_NL__2PRFIN20100202_071810_000000462086_00307_41443_3129.N1	02-FEB-2010 07:18:10	Dark	45.500	46	Del Vel	1.9540	10600.	91	41443	No

43	GOM_NL__2PRFIN20100202_072041_000000392086_00307_41443_3130.N1	02-FEB-2010 07:20:41	Dark	38.500	34	Gam2Vel	1.7930	23000.	77	41443	No
44	GOM_NL__2PRFIN20100202_072246_000000412086_00307_41443_3131.N1	02-FEB-2010 07:22:46	Straylight	40.500	70	Zet Pup	2.2460	39000.	81	41443	No
45	GOM_NL__2PRFIN20100202_072707_000000442086_00307_41443_3132.N1	02-FEB-2010 07:27:07	Straylight	43.500	132	15Rho Pup	2.8030	6900.0	87	41443	No
46	GOM_NL__2PRFIN20100202_073550_000000532086_00307_41443_3133.N1	02-FEB-2010 07:35:50	Tw_i_and_stray	53.000	8	10Alp CMi	0.40000	6500.0	106	41443	No
47	GOM_NL__2PRFIN20100202_074140_000000392086_00307_41443_3134.N1	02-FEB-2010 07:41:40	Bright	39.000	170	27Eps Gem	3.0000	9700.0	78	41443	No
48	GOM_NL__2PRFIN20100202_074331_000000402086_00307_41443_3135.N1	02-FEB-2010 07:43:31	Bright	39.500	24	66Alp Gem	1.5800	10200.	79	41443	No
49	GOM_NL__2PRFIN20100202_075945_000000352086_00307_41443_3136.N1	02-FEB-2010 07:59:45	Bright	34.500	49	1Alp UMi	1.9900	6300.0	69	41443	No
50	GOM_NL__2PRFIN20100202_080246_000000422086_00307_41443_3137.N1	02-FEB-2010 08:02:46	Bright	42.000	60	7Bet UMi	2.0810	3950.0	84	41443	No
51	GOM_NL__2PRFIN20100202_080730_000000432086_00307_41443_3138.N1	02-FEB-2010 08:07:30	Bright	43.000	119	14Eta Dra	2.7270	4700.0	86	41443	No
52	GOM_NL__2PRFIN20100202_081043_000000372086_00307_41443_3139.N1	02-FEB-2010 08:10:43	Bright	37.000	130	23Bet Dra	2.7990	5800.0	74	41443	No
53	GOM_NL__2PRFIN20100202_081424_000000462086_00307_41443_3140.N1	02-FEB-2010 08:14:24	Bright	45.500	5	3Alp Lyr	0.033000	11000.	91	41443	No
54	GOM_NL__2PRFIN20100202_082240_000000562086_00307_41443_3141.N1	02-FEB-2010 08:22:40	Bright	56.000	59	55Alp Oph	2.0800	8900.0	112	41443	No
55	GOM_NL__2PRFIN20100202_082448_000000542086_00307_41443_3142.N1	02-FEB-2010 08:24:48	Bright	54.000	126	60Bet Oph	2.7700	4250.0	108	41443	No
56	GOM_NL__2PRFIN20100202_083120_000000432086_00307_41443_3143.N1	02-FEB-2010 08:31:20	Tw_i_and_stray	43.000	86	35Eta Oph	2.4300	10200.	86	41443	No
57	GOM_NL__2PRFIN20100202_083543_000000482086_00307_41443_3144.N1	02-FEB-2010 08:35:43	Dark	48.000	16	21Alp Sco	1.0200	3000.0	96	41443	No
58	GOM_NL__2PRFIN20100202_083710_000000472086_00307_41443_3145.N1	02-FEB-2010 08:37:10	Dark	47.000	158	6Pi Sco	2.9060	28000.	94	41443	No
59	GOM_NL__2PRFIN20100202_084132_000000442086_00307_41443_3146.N1	02-FEB-2010 08:41:32	Dark	43.500	131	Gam Lup	2.8000	26000.	87	41443	No
60	GOM_NL__2PRFIN20100202_084348_000000462086_00308_41444_3130.N1	02-FEB-2010 08:43:48	Dark	45.500	109	Bet Lup	2.6770	26000.	91	41444	No
61	GOM_NL__2PRFIN20100202_084638_000000412086_00308_41444_3131.N1	02-FEB-2010 08:46:38	Dark	41.000	4	Alp1Cen	-0.010000	5800.0	82	41444	No
62	GOM_NL__2PRFIN20100202_084751_000000412086_00308_41444_3132.N1	02-FEB-2010 08:47:51	Dark	41.000	10	Bet Cen	0.61000	28000.	82	41444	No
63	GOM_NL__2PRFIN20100202_085113_000000422086_00308_41444_3133.N1	02-FEB-2010 08:51:13	Dark	41.500	12	Alp1Cru	0.77500	30000.	83	41444	No
64	GOM_NL__2PRFIN20100202_085319_000000442086_00308_41444_3134.N1	02-FEB-2010 08:53:19	Dark	43.500	99	Del Cen	2.5750	26000.	87	41444	No
65	GOM_NL__2PRFIN20100202_085507_000000382086_00308_41444_3135.N1	02-FEB-2010 08:55:07	Dark	38.000	159	Ups Car	2.9200	7200.0	76	41444	No
66	GOM_NL__2PRFIN20100202_085702_000000462086_00308_41444_3136.N1	02-FEB-2010 08:57:02	Dark	46.000	71	lot Car	2.2460	7700.0	92	41444	No
67	GOM_NL__2PRFIN20100202_085846_000000452086_00308_41444_3137.N1	02-FEB-2010 08:58:46	Dark	44.500	46	Del Vel	1.9540	10600.	89	41444	No
68	GOM_NL__2PRFIN20100202_090117_000000432086_00308_41444_3138.N1	02-FEB-2010 09:01:17	Straylight	43.000	34	Gam2Vel	1.7930	23000.	86	41444	No
69	GOM_NL__2PRFIN20100202_090322_000000412086_00308_41444_3139.N1	02-FEB-2010 09:03:22	Straylight	40.500	70	Zet Pup	2.2460	39000.	81	41444	No
70	GOM_NL__2PRFIN20100202_090743_000000422086_00308_41444_3140.N1	02-FEB-2010 09:07:43	Straylight	41.500	132	15Rho Pup	2.8030	6900.0	83	41444	No
71	GOM_NL__2PRFIN20100202_091626_000000442086_00308_41444_3141.N1	02-FEB-2010 09:16:26	Tw_i_and_stray	44.000	8	10Alp CMi	0.40000	6500.0	88	41444	No
72	GOM_NL__2PRFIN20100202_092216_000000382086_00308_41444_3142.N1	02-FEB-2010 09:22:16	Bright	37.500	170	27Eps Gem	3.0000	9700.0	75	41444	No
73	GOM_NL__2PRFIN20100202_092407_000000392086_00308_41444_3143.N1	02-FEB-2010 09:24:07	Bright	39.000	24	66Alp Gem	1.5800	10200.	78	41444	No
74	GOM_NL__2PRFIN20100202_094021_000000502086_00308_41444_3144.N1	02-FEB-2010 09:40:21	Bright	50.000	49	1Alp UMi	1.9900	6300.0	100	41444	No
75	GOM_NL__2PRFIN20100202_094321_000000412086_00308_41444_3145.N1	02-FEB-2010 09:43:21	Bright	41.000	60	7Bet UMi	2.0810	3950.0	82	41444	No
76	GOM_NL__2PRFIN20100202_094805_000000422086_00308_41444_3146.N1	02-FEB-2010 09:48:05	Bright	41.500	119	14Eta Dra	2.7270	4700.0	83	41444	No
77	GOM_NL__2PRFIN20100202_095119_000000372086_00308_41444_3147.N1	02-FEB-2010 09:51:19	Bright	37.000	130	23Bet Dra	2.7990	5800.0	74	41444	No
78	GOM_NL__2PRFIN20100202_095500_000000352086_00308_41444_3148.N1	02-FEB-2010 09:55:00	Bright	35.000	5	3Alp Lyr	0.033000	11000.	70	41444	No
79	GOM_NL__2PRFIN20100202_100316_000000562086_00308_41444_3149.N1	02-FEB-2010 10:03:16	Bright	56.000	59	55Alp Oph	2.0800	8900.0	112	41444	No
80	GOM_NL__2PRFIN20100202_100524_000000412086_00308_41444_3150.N1	02-FEB-2010 10:05:24	Bright	41.000	126	60Bet Oph	2.7700	4250.0	82	41444	No
81	GOM_NL__2PRFIN20100202_101157_000000432086_00308_41444_3151.N1	02-FEB-2010 10:11:57	Tw_i_and_stray	42.500	86	35Eta Oph	2.4300	10200.	85	41444	No
82	GOM_NL__2PRFIN20100202_101619_000000572086_00308_41444_3152.N1	02-FEB-2010 10:16:19	Dark	56.500	16	21Alp Sco	1.0200	3000.0	113	41444	No
83	GOM_NL__2PRFIN20100202_101746_000000472086_00308_41444_3153.N1	02-FEB-2010 10:17:46	Dark	47.000	158	6Pi Sco	2.9060	28000.	94	41444	No
84	GOM_NL__2PRFIN20100202_102714_000000422086_00309_41445_3158.N1	02-FEB-2010 10:27:14	Dark	42.000	4	Alp1Cen	-0.010000	5800.0	84	41445	No
85	GOM_NL__2PRFIN20100202_102827_000000422086_00309_41445_3159.N1	02-FEB-2010 10:28:27	Dark	41.500	10	Bet Cen	0.61000	28000.	83	41445	No
86	GOM_NL__2PRFIN20100202_103149_000000432086_00309_41445_3160.N1	02-FEB-2010 10:31:49	Dark	42.500	12	Alp1Cru	0.77500	30000.	85	41445	No
87	GOM_NL__2PRFIN20100202_103356_000000462086_00309_41445_3161.N1	02-FEB-2010 10:33:56	Dark	46.000	99	Del Cen	2.5750	26000.	92	41445	No
88	GOM_NL__2PRFIN20100202_103544_000000412086_00309_41445_3162.N1	02-FEB-2010 10:35:44	Dark	41.000	159	Ups Car	2.9200	7200.0	82	41445	No
89	GOM_NL__2PRFIN20100202_103738_000000462086_00309_41445_3163.N1	02-FEB-2010 10:37:38	Dark	45.500	71	lot Car	2.2460	7700.0	91	41445	No
90	GOM_NL__2PRFIN20100202_103923_000000402086_00309_41445_3164.N1	02-FEB-2010 10:39:23	Dark	39.500	46	Del Vel	1.9540	10600.	79	41445	No
91	GOM_NL__2PRFIN20100202_104153_000000402086_00309_41445_3165.N1	02-FEB-2010 10:41:53	Dark	40.000	34	Gam2Vel	1.7930	23000.	80	41445	No
92	GOM_NL__2PRFIN20100202_104358_000000412086_00309_41445_3166.N1	02-FEB-2010 10:43:58	Straylight	40.500	70	Zet Pup	2.2460	39000.	81	41445	No
93	GOM_NL__2PRFIN20100202_104819_000000422086_00309_41445_3167.N1	02-FEB-2010 10:48:19	Straylight	42.000	132	15Rho Pup	2.8030	6900.0	84	41445	No
94	GOM_NL__2PRFIN20100202_105702_000000492086_00309_41445_3168.N1	02-FEB-2010 10:57:02	Tw_i_and_stray	49.000	8	10Alp CMi	0.40000	6500.0	98	41445	No
95	GOM_NL__2PRFIN20100202_110252_000000372086_00309_41445_3169.N1	02-FEB-2010 11:02:52	Bright	37.000	170	27Eps Gem	3.0000	9700.0	74	41445	No
96	GOM_NL__2PRFIN20100202_110442_000000392086_00309_41445_3170.N1	02-FEB-2010 11:04:42	Bright	39.000	24	66Alp Gem	1.5800	10200.	78	41445	No
97	GOM_NL__2PRFIN20100202_112056_000000372086_00309_41445_3171.N1	02-FEB-2010 11:20:56	Bright	37.000	49	1Alp UMi	1.9900	6300.0	74	41445	No
98	GOM_NL__2PRFIN20100202_112357_000000432086_00309_41445_3172.N1	02-FEB-2010 11:23:57	Bright	42.500	60	7Bet UMi	2.0810	3950.0	85	41445	No
99	GOM_NL__2PRFIN20100202_112841_000000412086_00309_41445_3173.N1	02-FEB-2010 11:28:41	Bright	41.000	119	14Eta Dra	2.7270	4700.0	82	41445	No
100	GOM_NL__2PRFIN20100202_113155_000000392086_00309_41445_3174.N1	02-FEB-2010 11:31:55	Bright	39.000	130	23Bet Dra	2.7990	5800.0	78	41445	No
101	GOM_NL__2PRFIN20100202_113536_000000382086_00309_41445_3175.N1	02-FEB-2010 11:35:36	Bright	37.500	5	3Alp Lyr	0.033000	11000.	75	41445	No

102	GOM_NL__2PRFIN20100202_114352_000000392086_00309_41445_3176.N1	02-FEB-2010 11:43:52	Bright	38.500	59	55Alp Oph	2.0800	8900.0	77	41445	No
103	GOM_NL__2PRFIN20100202_114600_000000392086_00309_41445_3177.N1	02-FEB-2010 11:46:00	Bright	39.000	126	60Bet Oph	2.7700	4250.0	78	41445	No
104	GOM_NL__2PRFIN20100202_115233_000000412086_00309_41445_3178.N1	02-FEB-2010 11:52:33	Twl_and_stray	40.500	86	35Eta Oph	2.4300	10200.	81	41445	No
105	GOM_NL__2PRFIN20100202_115656_000000532086_00309_41445_3179.N1	02-FEB-2010 11:56:56	Dark	53.000	16	21Alp Sco	1.0200	3000.0	106	41445	No
106	GOM_NL__2PRFIN20100202_115824_000000472086_00309_41445_3180.N1	02-FEB-2010 11:58:24	Dark	46.500	158	6Pi Sco	2.9060	28000.	93	41445	No
107	GOM_NL__2PRFIN20100202_120750_000000422086_00310_41446_3166.N1	02-FEB-2010 12:07:50	Dark	41.500	4	Alp1Cen	-0.010000	5800.0	83	41446	No
108	GOM_NL__2PRFIN20100202_120903_000000422086_00310_41446_3167.N1	02-FEB-2010 12:09:03	Dark	41.500	10	Bet Cen	0.61000	28000.	83	41446	No
109	GOM_NL__2PRFIN20100202_121226_000000442086_00310_41446_3168.N1	02-FEB-2010 12:12:26	Dark	43.500	12	Alp1Cru	0.77500	30000.	87	41446	No
110	GOM_NL__2PRFIN20100202_121432_000000462086_00310_41446_3169.N1	02-FEB-2010 12:14:32	Dark	45.500	99	Del Cen	2.5750	26000.	91	41446	No
111	GOM_NL__2PRFIN20100202_121620_000000392086_00310_41446_3170.N1	02-FEB-2010 12:16:20	Dark	39.000	159	Ups Car	2.9200	7200.0	78	41446	No
112	GOM_NL__2PRFIN20100202_121815_000000422086_00310_41446_3171.N1	02-FEB-2010 12:18:15	Dark	42.000	71	lot Car	2.2460	7700.0	84	41446	No
113	GOM_NL__2PRFIN20100202_121959_000000442086_00310_41446_3172.N1	02-FEB-2010 12:19:59	Dark	44.000	46	Del Vel	1.9540	10600.	88	41446	No
114	GOM_NL__2PRFIN20100202_122229_000000372086_00310_41446_3173.N1	02-FEB-2010 12:22:29	Dark	37.000	34	Gam2Vel	1.7930	23000.	74	41446	No
115	GOM_NL__2PRFIN20100202_122434_000000382086_00310_41446_3174.N1	02-FEB-2010 12:24:34	Straylight	38.000	70	Zet Pup	2.2460	39000.	76	41446	No
116	GOM_NL__2PRFIN20100202_122855_000000402086_00310_41446_3175.N1	02-FEB-2010 12:28:55	Straylight	40.000	132	15Rho Pup	2.8030	6900.0	80	41446	No
117	GOM_NL__2PRFIN20100202_123737_000000512086_00310_41446_3176.N1	02-FEB-2010 12:37:37	Twl_and_stray	50.500	8	10Alp CMI	0.40000	6500.0	101	41446	No
118	GOM_NL__2PRFIN20100202_124328_000000372086_00310_41446_3177.N1	02-FEB-2010 12:43:28	Bright	37.000	170	27Eps Gem	3.0000	9700.0	74	41446	No
119	GOM_NL__2PRFIN20100202_124518_000000402086_00310_41446_3178.N1	02-FEB-2010 12:45:18	Bright	39.500	24	66Alp Gem	1.5800	10200.	79	41446	No
120	GOM_NL__2PRFIN20100202_130132_000000322086_00310_41446_3179.N1	02-FEB-2010 13:01:32	Bright	32.000	49	1Alp UMi	1.9900	6300.0	64	41446	No
121	GOM_NL__2PRFIN20100202_130432_000000372086_00310_41446_3180.N1	02-FEB-2010 13:04:32	Bright	37.000	60	7Bet UMi	2.0810	3950.0	74	41446	No
122	GOM_NL__2PRFIN20100202_130917_000000402086_00310_41446_3181.N1	02-FEB-2010 13:09:17	Bright	39.500	119	14Eta Dra	2.7270	4700.0	79	41446	No
123	GOM_NL__2PRFIN20100202_131231_000000422086_00310_41446_3182.N1	02-FEB-2010 13:12:31	Bright	41.500	130	23Bet Dra	2.7990	5800.0	83	41446	No
124	GOM_NL__2PRFIN20100202_131612_000000402086_00310_41446_3183.N1	02-FEB-2010 13:16:12	Bright	39.500	5	3Alp Lyr	0.033000	11000.	79	41446	No
125	GOM_NL__2PRFIN20100202_132428_000000392086_00310_41446_3184.N1	02-FEB-2010 13:24:28	Bright	39.000	59	55Alp Oph	2.0800	8900.0	78	41446	No
126	GOM_NL__2PRFIN20100202_132637_000000382086_00310_41446_3185.N1	02-FEB-2010 13:26:37	Bright	38.000	126	60Bet Oph	2.7700	4250.0	76	41446	No
127	GOM_NL__2PRFIN20100202_133310_000000412086_00310_41446_3186.N1	02-FEB-2010 13:33:10	Twl_and_stray	41.000	86	35Eta Oph	2.4300	10200.	82	41446	No
128	GOM_NL__2PRFIN20100202_133732_000000492086_00310_41446_3187.N1	02-FEB-2010 13:37:32	Dark	49.000	16	21Alp Sco	1.0200	3000.0	98	41446	No
129	GOM_NL__2PRFIN20100202_133900_000000462086_00310_41446_3188.N1	02-FEB-2010 13:39:00	Dark	46.000	158	6Pi Sco	2.9060	28000.	92	41446	No
130	GOM_NL__2PRFIN20100202_134322_000000432086_00310_41446_3189.N1	02-FEB-2010 13:43:22	Dark	43.000	131	Gam Lup	2.8000	26000.	86	41446	No
131	GOM_NL__2PRFIN20100202_134538_000000452086_00311_41447_3175.N1	02-FEB-2010 13:45:38	Dark	45.000	109	Bet Lup	2.6770	26000.	90	41447	No
132	GOM_NL__2PRFIN20100202_134827_000000402086_00311_41447_3176.N1	02-FEB-2010 13:48:27	Dark	40.000	4	Alp1Cen	-0.010000	5800.0	80	41447	No
133	GOM_NL__2PRFIN20100202_134940_000000432086_00311_41447_3177.N1	02-FEB-2010 13:49:40	Dark	43.000	10	Bet Cen	0.61000	28000.	86	41447	No
134	GOM_NL__2PRFIN20100202_135302_000000512086_00311_41447_3178.N1	02-FEB-2010 13:53:02	Dark	50.500	12	Alp1Cru	0.77500	30000.	101	41447	No
135	GOM_NL__2PRFIN20100202_135509_000000472086_00311_41447_3179.N1	02-FEB-2010 13:55:09	Dark	46.500	99	Del Cen	2.5750	26000.	93	41447	No
136	GOM_NL__2PRFIN20100202_135656_000000382086_00311_41447_3180.N1	02-FEB-2010 13:56:56	Dark	38.000	159	Ups Car	2.9200	7200.0	76	41447	No
137	GOM_NL__2PRFIN20100202_135851_000000382086_00311_41447_3181.N1	02-FEB-2010 13:58:51	Dark	37.500	71	lot Car	2.2460	7700.0	75	41447	No
138	GOM_NL__2PRFIN20100202_140035_000000372086_00311_41447_3182.N1	02-FEB-2010 14:00:35	Dark	36.500	46	Del Vel	1.9540	10600.	73	41447	No
139	GOM_NL__2PRFIN20100202_140305_000000422086_00311_41447_3183.N1	02-FEB-2010 14:03:05	Straylight	41.500	34	Gam2Vel	1.7930	23000.	83	41447	No
140	GOM_NL__2PRFIN20100202_140510_000000412086_00311_41447_3184.N1	02-FEB-2010 14:05:10	Straylight	40.500	70	Zet Pup	2.2460	39000.	81	41447	No
141	GOM_NL__2PRFIN20100202_140931_000000432086_00311_41447_3185.N1	02-FEB-2010 14:09:31	Straylight	42.500	132	15Rho Pup	2.8030	6900.0	85	41447	No
142	GOM_NL__2PRFIN20100202_141813_000000482086_00311_41447_3186.N1	02-FEB-2010 14:18:13	Twl_and_stray	47.500	8	10Alp CMI	0.40000	6500.0	95	41447	No
143	GOM_NL__2PRFIN20100202_142404_000000392086_00311_41447_3187.N1	02-FEB-2010 14:24:04	Bright	38.500	170	27Eps Gem	3.0000	9700.0	77	41447	No
144	GOM_NL__2PRFIN20100202_142554_000000402086_00311_41447_3188.N1	02-FEB-2010 14:25:54	Bright	40.000	24	66Alp Gem	1.5800	10200.	80	41447	No
145	GOM_NL__2PRFIN20100202_144208_000000352086_00311_41447_3189.N1	02-FEB-2010 14:42:08	Bright	34.500	49	1Alp UMi	1.9900	6300.0	69	41447	No
146	GOM_NL__2PRFIN20100202_144508_000000412086_00311_41447_3190.N1	02-FEB-2010 14:45:08	Bright	41.000	60	7Bet UMi	2.0810	3950.0	82	41447	No
147	GOM_NL__2PRFIN20100202_144952_000000442086_00311_41447_3191.N1	02-FEB-2010 14:49:52	Bright	44.000	119	14Eta Dra	2.7270	4700.0	88	41447	No
148	GOM_NL__2PRFIN20100202_145306_000000552086_00311_41447_3192.N1	02-FEB-2010 14:53:06	Bright	55.000	130	23Bet Dra	2.7990	5800.0	110	41447	No
149	GOM_NL__2PRFIN20100202_145648_000000382086_00311_41447_3193.N1	02-FEB-2010 14:56:48	Bright	38.000	5	3Alp Lyr	0.033000	11000.	76	41447	No
150	GOM_NL__2PRFIN20100202_150504_000000382086_00311_41447_3194.N1	02-FEB-2010 15:05:04	Bright	38.000	59	55Alp Oph	2.0800	8900.0	76	41447	No
151	GOM_NL__2PRFIN20100202_150713_000000382086_00311_41447_3195.N1	02-FEB-2010 15:07:13	Bright	38.000	126	60Bet Oph	2.7700	4250.0	76	41447	No
152	GOM_NL__2PRFIN20100202_151346_000000452086_00311_41447_3196.N1	02-FEB-2010 15:13:46	Twl_and_stray	45.000	86	35Eta Oph	2.4300	10200.	90	41447	No
153	GOM_NL__2PRFIN20100202_151809_000000512086_00311_41447_3197.N1	02-FEB-2010 15:18:09	Dark	50.500	16	21Alp Sco	1.0200	3000.0	101	41447	No
154	GOM_NL__2PRFIN20100202_151937_000000472086_00311_41447_3198.N1	02-FEB-2010 15:19:37	Dark	47.000	158	6Pi Sco	2.9060	28000.	94	41447	No
155	GOM_NL__2PRFIN20100202_152359_000000432086_00311_41447_3199.N1	02-FEB-2010 15:23:59	Dark	43.000	131	Gam Lup	2.8000	26000.	86	41447	No
156	GOM_NL__2PRFIN20100202_152615_000000432086_00312_41448_3184.N1	02-FEB-2010 15:26:15	Dark	43.000	109	Bet Lup	2.6770	26000.	86	41448	No
157	GOM_NL__2PRFIN20100202_152903_000000482086_00312_41448_3185.N1	02-FEB-2010 15:29:03	Dark	48.000	4	Alp1Cen	-0.010000	5800.0	96	41448	No
158	GOM_NL__2PRFIN20100202_153016_000000422086_00312_41448_3186.N1	02-FEB-2010 15:30:16	Dark	41.500	10	Bet Cen	0.61000	28000.	83	41448	No
159	GOM_NL__2PRFIN20100202_153339_000000422086_00312_41448_3187.N1	02-FEB-2010 15:33:39	Dark	42.000	12	Alp1Cru	0.77500	30000.	84	41448	No
160	GOM_NL__2PRFIN20100202_153546_000000482086_00312_41448_3188.N1	02-FEB-2010 15:35:46	Dark	47.500	99	Del Cen	2.5750	26000.	95	41448	No

161	GOM_NL__2PRFIN20100202_153732_000000382086_00312_41448_3189.N1	02-FEB-2010 15:37:32	Dark	37.500	159	Ups Car	2.9200	7200.0	75	41448	No
162	GOM_NL__2PRFIN20100202_153927_000000382086_00312_41448_3190.N1	02-FEB-2010 15:39:27	Dark	37.500	71	lot Car	2.2460	7700.0	75	41448	No
163	GOM_NL__2PRFIN20100202_154111_000000392086_00312_41448_3191.N1	02-FEB-2010 15:41:11	Dark	39.000	46	Del Vel	1.9540	10600.	78	41448	No
164	GOM_NL__2PRFIN20100202_154342_000000422086_00312_41448_3192.N1	02-FEB-2010 15:43:42	Straylight	41.500	34	Gam2Vel	1.7930	23000.	83	41448	No
165	GOM_NL__2PRFIN20100202_154546_000000422086_00312_41448_3193.N1	02-FEB-2010 15:45:46	Straylight	41.500	70	Zet Pup	2.2460	39000.	83	41448	No
166	GOM_NL__2PRFIN20100202_155008_000000422086_00312_41448_3194.N1	02-FEB-2010 15:50:08	Straylight	42.000	132	15Rho Pup	2.8030	6900.0	84	41448	No
167	GOM_NL__2PRFIN20100202_155849_000000482086_00312_41448_3195.N1	02-FEB-2010 15:58:49	Tw_i_and_stray	47.500	8	10Alp CMi	0.40000	6500.0	95	41448	No
168	GOM_NL__2PRFIN20100202_160440_000000392086_00312_41448_3196.N1	02-FEB-2010 16:04:40	Bright	38.500	170	27Eps Gem	3.0000	9700.0	77	41448	No
169	GOM_NL__2PRFIN20100202_160630_000000402086_00312_41448_3197.N1	02-FEB-2010 16:06:30	Bright	39.500	24	66Alp Gem	1.5800	10200.	79	41448	No
170	GOM_NL__2PRFIN20100202_162244_000000382086_00312_41448_3198.N1	02-FEB-2010 16:22:44	Bright	37.500	49	1Alp UMi	1.9900	6300.0	75	41448	No
171	GOM_NL__2PRFIN20100202_162544_000000382086_00312_41448_3199.N1	02-FEB-2010 16:25:44	Bright	37.500	60	7Bet UMi	2.0810	3950.0	75	41448	No
172	GOM_NL__2PRFIN20100202_163028_000000442086_00312_41448_3200.N1	02-FEB-2010 16:30:28	Bright	44.000	119	14Eta Dra	2.7270	4700.0	88	41448	No
173	GOM_NL__2PRFIN20100202_163343_000000412086_00312_41448_3201.N1	02-FEB-2010 16:33:43	Bright	40.500	130	23Bet Dra	2.7990	5800.0	81	41448	No
174	GOM_NL__2PRFIN20100202_163724_000000332086_00312_41448_3202.N1	02-FEB-2010 16:37:24	Bright	32.500	5	3Alp Lyr	0.033000	11000.	65	41448	No
175	GOM_NL__2PRFIN20100202_164541_000000392086_00312_41448_3203.N1	02-FEB-2010 16:45:41	Bright	39.000	59	55Alp Oph	2.0800	8900.0	78	41448	No
176	GOM_NL__2PRFIN20100202_164749_000000382086_00312_41448_3204.N1	02-FEB-2010 16:47:49	Bright	38.000	126	60Bet Oph	2.7700	4250.0	76	41448	No
177	GOM_NL__2PRFIN20100202_165423_000000452086_00312_41448_3205.N1	02-FEB-2010 16:54:23	Tw_i_and_stray	45.000	86	35Eta Oph	2.4300	10200.	90	41448	No
178	GOM_NL__2PRFIN20100202_165846_000000492086_00312_41448_3206.N1	02-FEB-2010 16:58:46	Dark	49.000	16	21Alp Sco	1.0200	3000.0	98	41448	No
179	GOM_NL__2PRFIN20100202_170014_000000452086_00312_41448_3207.N1	02-FEB-2010 17:00:14	Dark	45.000	158	6Pi Sco	2.9060	28000.	90	41448	No
180	GOM_NL__2PRFIN20100202_170940_000000432086_00313_41449_3196.N1	02-FEB-2010 17:09:40	Dark	43.000	4	Alp1Cen	-0.010000	5800.0	86	41449	No
181	GOM_NL__2PRFIN20100202_171053_000000432086_00313_41449_3197.N1	02-FEB-2010 17:10:53	Dark	42.500	10	Bet Cen	0.61000	28000.	85	41449	No
182	GOM_NL__2PRFIN20100202_171415_000000452086_00313_41449_3198.N1	02-FEB-2010 17:14:15	Dark	45.000	12	Alp1Cru	0.77500	30000.	90	41449	No
183	GOM_NL__2PRFIN20100202_171622_000000452086_00313_41449_3199.N1	02-FEB-2010 17:16:22	Dark	45.000	99	Del Cen	2.5750	26000.	90	41449	No
184	GOM_NL__2PRFIN20100202_171808_000000452086_00313_41449_3200.N1	02-FEB-2010 17:18:08	Dark	44.500	159	Ups Car	2.9200	7200.0	89	41449	No
185	GOM_NL__2PRFIN20100202_172004_000000442086_00313_41449_3201.N1	02-FEB-2010 17:20:04	Dark	43.500	71	lot Car	2.2460	7700.0	87	41449	No
186	GOM_NL__2PRFIN20100202_172147_000000402086_00313_41449_3202.N1	02-FEB-2010 17:21:47	Dark	39.500	46	Del Vel	1.9540	10600.	79	41449	No
187	GOM_NL__2PRFIN20100202_172418_000000422086_00313_41449_3203.N1	02-FEB-2010 17:24:18	Straylight	41.500	34	Gam2Vel	1.7930	23000.	83	41449	No
188	GOM_NL__2PRFIN20100202_172623_000000422086_00313_41449_3204.N1	02-FEB-2010 17:26:23	Straylight	41.500	70	Zet Pup	2.2460	39000.	83	41449	No
189	GOM_NL__2PRFIN20100202_173044_000000402086_00313_41449_3205.N1	02-FEB-2010 17:30:44	Straylight	39.500	132	15Rho Pup	2.8030	6900.0	79	41449	No
190	GOM_NL__2PRFIN20100202_173925_000000502086_00313_41449_3206.N1	02-FEB-2010 17:39:25	Tw_i_and_stray	50.000	8	10Alp CMi	0.40000	6500.0	100	41449	No
191	GOM_NL__2PRFIN20100202_174522_000000322086_00313_41449_3207.N1	02-FEB-2010 17:45:22	Bright	31.500	170	27Eps Gem	3.0000	9700.0	63	41449	No
192	GOM_NL__2PRFIN20100202_174706_000000392086_00313_41449_3208.N1	02-FEB-2010 17:47:06	Bright	38.500	24	66Alp Gem	1.5800	10200.	77	41449	No
193	GOM_NL__2PRFIN20100202_180320_000000362086_00313_41449_3209.N1	02-FEB-2010 18:03:20	Bright	36.000	49	1Alp UMi	1.9900	6300.0	72	41449	No
194	GOM_NL__2PRFIN20100202_180619_000000412086_00313_41449_3210.N1	02-FEB-2010 18:06:19	Bright	41.000	60	7Bet UMi	2.0810	3950.0	82	41449	No
195	GOM_NL__2PRFIN20100202_181104_000000432086_00313_41449_3211.N1	02-FEB-2010 18:11:04	Bright	43.000	119	14Eta Dra	2.7270	4700.0	86	41449	No
196	GOM_NL__2PRFIN20100202_181419_000000372086_00313_41449_3212.N1	02-FEB-2010 18:14:19	Bright	37.000	130	23Bet Dra	2.7990	5800.0	74	41449	No
197	GOM_NL__2PRFIN20100202_181800_000000362086_00313_41449_3213.N1	02-FEB-2010 18:18:00	Bright	35.500	5	3Alp Lyr	0.033000	11000.	71	41449	No
198	GOM_NL__2PRFIN20100202_182617_000000562086_00313_41449_3214.N1	02-FEB-2010 18:26:17	Bright	56.000	59	55Alp Oph	2.0800	8900.0	112	41449	No
199	GOM_NL__2PRFIN20100202_182825_000000552086_00313_41449_3215.N1	02-FEB-2010 18:28:25	Bright	55.000	126	60Bet Oph	2.7700	4250.0	110	41449	No
200	GOM_NL__2PRFIN20100202_183459_000000442086_00313_41449_3216.N1	02-FEB-2010 18:34:59	Tw_i_and_stray	44.000	86	35Eta Oph	2.4300	10200.	88	41449	No
201	GOM_NL__2PRFIN20100202_183923_000000502086_00313_41449_3217.N1	02-FEB-2010 18:39:23	Dark	50.000	16	21Alp Sco	1.0200	3000.0	100	41449	No
202	GOM_NL__2PRFIN20100202_184051_000000472086_00313_41449_3218.N1	02-FEB-2010 18:40:51	Dark	47.000	158	6Pi Sco	2.9060	28000.	94	41449	No
203	GOM_NL__2PRFIN20100202_185017_000000442086_00314_41450_3206.N1	02-FEB-2010 18:50:17	Dark	43.500	4	Alp1Cen	-0.010000	5800.0	87	41450	No
204	GOM_NL__2PRFIN20100202_185130_000000422086_00314_41450_3207.N1	02-FEB-2010 18:51:30	Dark	42.000	10	Bet Cen	0.61000	28000.	84	41450	No
205	GOM_NL__2PRFIN20100202_185452_000000522086_00314_41450_3208.N1	02-FEB-2010 18:54:52	Dark	51.500	12	Alp1Cru	0.77500	30000.	103	41450	No
206	GOM_NL__2PRFIN20100202_185659_000000462086_00314_41450_3209.N1	02-FEB-2010 18:56:59	Dark	46.000	99	Del Cen	2.5750	26000.	92	41450	No
207	GOM_NL__2PRFIN20100202_185844_000000382086_00314_41450_3210.N1	02-FEB-2010 18:58:44	Dark	38.000	159	Ups Car	2.9200	7200.0	76	41450	No
208	GOM_NL__2PRFIN20100202_190040_000000442086_00314_41450_3211.N1	02-FEB-2010 19:00:40	Dark	44.000	71	lot Car	2.2460	7700.0	88	41450	No
209	GOM_NL__2PRFIN20100202_190224_000000412086_00314_41450_3212.N1	02-FEB-2010 19:02:24	Dark	40.500	46	Del Vel	1.9540	10600.	81	41450	No
210	GOM_NL__2PRFIN20100202_190454_000000422086_00314_41450_3213.N1	02-FEB-2010 19:04:54	Straylight	41.500	34	Gam2Vel	1.7930	23000.	83	41450	No
211	GOM_NL__2PRFIN20100202_190659_000000412086_00314_41450_3214.N1	02-FEB-2010 19:06:59	Straylight	40.500	70	Zet Pup	2.2460	39000.	81	41450	No
212	GOM_NL__2PRFIN20100202_191120_000000412086_00314_41450_3215.N1	02-FEB-2010 19:11:20	Straylight	41.000	132	15Rho Pup	2.8030	6900.0	82	41450	No
213	GOM_NL__2PRFIN20100202_192001_000000502086_00314_41450_3216.N1	02-FEB-2010 19:20:01	Tw_i_and_stray	50.000	8	10Alp CMi	0.40000	6500.0	100	41450	No
214	GOM_NL__2PRFIN20100202_192638_000000412086_00314_41450_3217.N1	02-FEB-2010 19:26:38	Bright	40.500	17	78Bet Gem	1.1610	4500.0	81	41450	No
215	GOM_NL__2PRFIN20100202_194356_000000362086_00314_41450_3218.N1	02-FEB-2010 19:43:56	Bright	36.000	49	1Alp UMi	1.9900	6300.0	72	41450	No
216	GOM_NL__2PRFIN20100202_194655_000000362086_00314_41450_3219.N1	02-FEB-2010 19:46:55	Bright	36.000	60	7Bet UMi	2.0810	3950.0	72	41450	No
217	GOM_NL__2PRFIN20100202_195140_000000422086_00314_41450_3220.N1	02-FEB-2010 19:51:40	Bright	41.500	119	14Eta Dra	2.7270	4700.0	83	41450	No
218	GOM_NL__2PRFIN20100202_195455_000000382086_00314_41450_3221.N1	02-FEB-2010 19:54:55	Bright	37.500	130	23Bet Dra	2.7990	5800.0	75	41450	No
219	GOM_NL__2PRFIN20100202_195836_000000342086_00314_41450_3222.N1	02-FEB-2010 19:58:36	Bright	34.000	5	3Alp Lyr	0.033000	11000.	68	41450	No



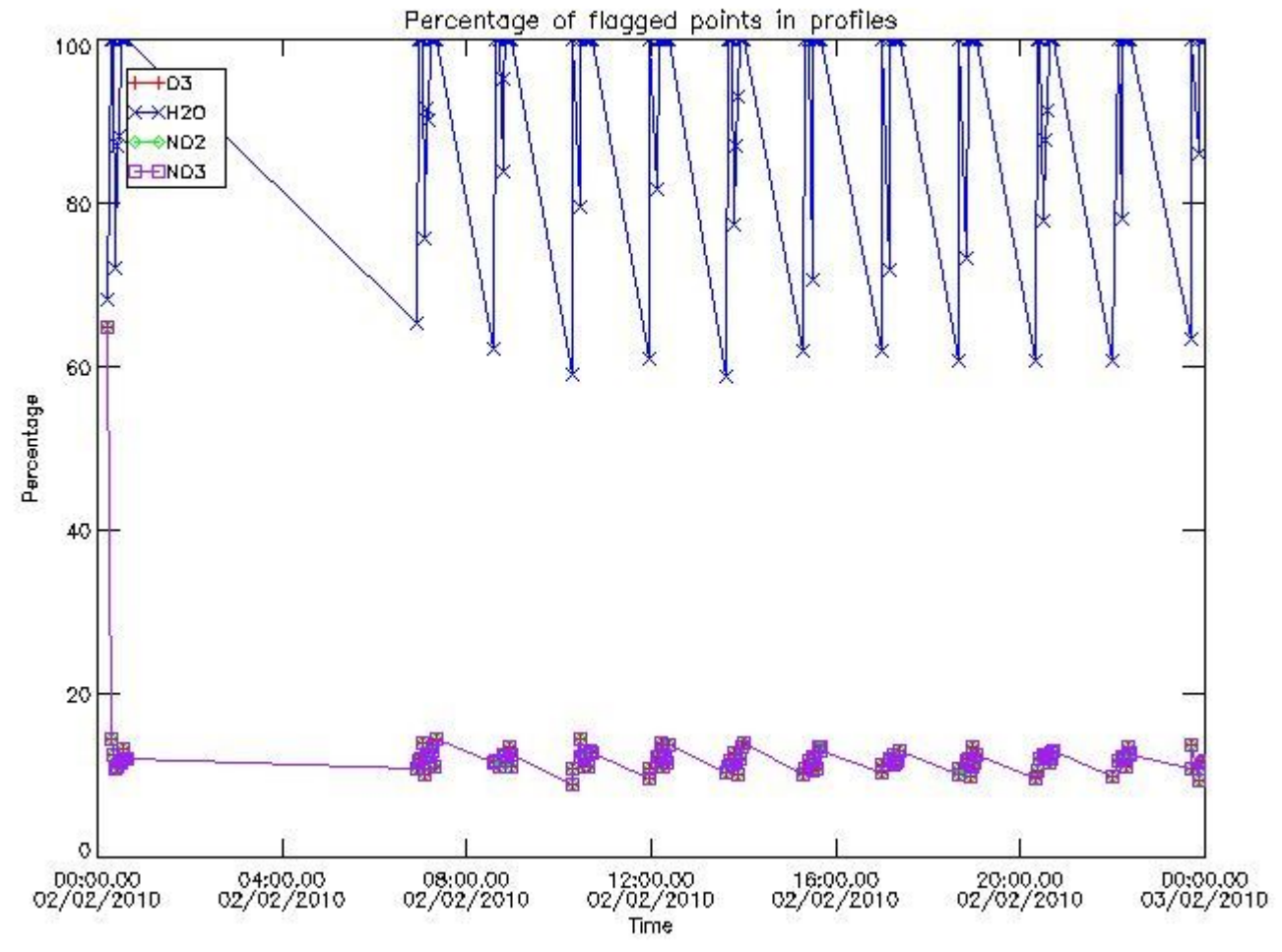
220	GOM_NL__2PRFIN20100202_200653_000000562086_00314_41450_3223.N1	02-FEB-2010 20:06:53	Bright	56.000	59	55Alp Oph	2.0800	8900.0	112	41450	No
221	GOM_NL__2PRFIN20100202_200902_000000382086_00314_41450_3224.N1	02-FEB-2010 20:09:02	Bright	37.500	126	60Bet Oph	2.7700	4250.0	75	41450	No
222	GOM_NL__2PRFIN20100202_201536_000000432086_00314_41450_3225.N1	02-FEB-2010 20:15:36	Twl_and_stray	43.000	86	35Eta Oph	2.4300	10200.	86	41450	No
223	GOM_NL__2PRFIN20100202_201959_000000532086_00314_41450_3226.N1	02-FEB-2010 20:19:59	Dark	52.500	16	21Alp Sco	1.0200	3000.0	105	41450	No
224	GOM_NL__2PRFIN20100202_202128_000000482086_00314_41450_3227.N1	02-FEB-2010 20:21:28	Dark	48.000	158	6Pi Sco	2.9060	28000.	96	41450	No
225	GOM_NL__2PRFIN20100202_202549_000000432086_00314_41450_3228.N1	02-FEB-2010 20:25:49	Dark	42.500	131	Gam Lup	2.8000	26000.	85	41450	No
226	GOM_NL__2PRFIN20100202_203053_000000412086_00315_41451_3224.N1	02-FEB-2010 20:30:53	Dark	41.000	4	Alp1Cen	-0.010000	5800.0	82	41451	No
227	GOM_NL__2PRFIN20100202_203206_000000422086_00315_41451_3225.N1	02-FEB-2010 20:32:06	Dark	41.500	10	Bet Cen	0.61000	28000.	83	41451	No
228	GOM_NL__2PRFIN20100202_203528_000000412086_00315_41451_3226.N1	02-FEB-2010 20:35:28	Dark	41.000	12	Alp1Cru	0.77500	30000.	82	41451	No
229	GOM_NL__2PRFIN20100202_203736_000000442086_00315_41451_3227.N1	02-FEB-2010 20:37:36	Dark	44.000	99	Del Cen	2.5750	26000.	88	41451	No
230	GOM_NL__2PRFIN20100202_203921_000000402086_00315_41451_3228.N1	02-FEB-2010 20:39:21	Dark	40.000	159	Ups Car	2.9200	7200.0	80	41451	No
231	GOM_NL__2PRFIN20100202_204116_000000422086_00315_41451_3229.N1	02-FEB-2010 20:41:16	Dark	42.000	71	lot Car	2.2460	7700.0	84	41451	No
232	GOM_NL__2PRFIN20100202_204300_000000392086_00315_41451_3230.N1	02-FEB-2010 20:43:00	Dark	39.000	46	Del Vel	1.9540	10600.	78	41451	No
233	GOM_NL__2PRFIN20100202_204530_000000422086_00315_41451_3231.N1	02-FEB-2010 20:45:30	Straylight	42.000	34	Gam2Vel	1.7930	23000.	84	41451	No
234	GOM_NL__2PRFIN20100202_204735_000000412086_00315_41451_3232.N1	02-FEB-2010 20:47:35	Straylight	41.000	70	Zet Pup	2.2460	39000.	82	41451	No
235	GOM_NL__2PRFIN20100202_205156_000000422086_00315_41451_3233.N1	02-FEB-2010 20:51:56	Straylight	42.000	132	15Rho Pup	2.8030	6900.0	84	41451	No
236	GOM_NL__2PRFIN20100202_210037_000000482086_00315_41451_3234.N1	02-FEB-2010 21:00:37	Twl_and_stray	47.500	8	10Alp CMi	0.40000	6500.0	95	41451	No
237	GOM_NL__2PRFIN20100202_210714_000000412086_00315_41451_3235.N1	02-FEB-2010 21:07:14	Bright	40.500	17	78Bet Gem	1.1610	4500.0	81	41451	No
238	GOM_NL__2PRFIN20100202_212432_000000342086_00315_41451_3236.N1	02-FEB-2010 21:24:32	Bright	33.500	49	1Alp UMi	1.9900	6300.0	67	41451	No
239	GOM_NL__2PRFIN20100202_212731_000000422086_00315_41451_3237.N1	02-FEB-2010 21:27:31	Bright	42.000	60	7Bet UMi	2.0810	3950.0	84	41451	No
240	GOM_NL__2PRFIN20100202_213216_000000412086_00315_41451_3238.N1	02-FEB-2010 21:32:16	Bright	40.500	119	14Eta Dra	2.7270	4700.0	81	41451	No
241	GOM_NL__2PRFIN20100202_213530_000000422086_00315_41451_3239.N1	02-FEB-2010 21:35:30	Bright	42.000	130	23Bet Dra	2.7990	5800.0	84	41451	No
242	GOM_NL__2PRFIN20100202_213912_000000392086_00315_41451_3240.N1	02-FEB-2010 21:39:12	Bright	39.000	5	3Alp Lyr	0.033000	11000.	78	41451	No
243	GOM_NL__2PRFIN20100202_214729_000000442086_00315_41451_3241.N1	02-FEB-2010 21:47:29	Bright	44.000	59	55Alp Oph	2.0800	8900.0	88	41451	No
244	GOM_NL__2PRFIN20100202_214938_000000552086_00315_41451_3242.N1	02-FEB-2010 21:49:38	Bright	55.000	126	60Bet Oph	2.7700	4250.0	110	41451	No
245	GOM_NL__2PRFIN20100202_215612_000000422086_00315_41451_3243.N1	02-FEB-2010 21:56:12	Twl_and_stray	42.000	86	35Eta Oph	2.4300	10200.	84	41451	No
246	GOM_NL__2PRFIN20100202_220036_000000522086_00315_41451_3244.N1	02-FEB-2010 22:00:36	Dark	51.500	16	21Alp Sco	1.0200	3000.0	103	41451	No
247	GOM_NL__2PRFIN20100202_220626_000000442086_00315_41451_3245.N1	02-FEB-2010 22:06:26	Dark	43.500	131	Gam Lup	2.8000	26000.	87	41451	No
248	GOM_NL__2PRFIN20100202_221129_000000422086_00316_41452_3228.N1	02-FEB-2010 22:11:29	Dark	41.500	4	Alp1Cen	-0.010000	5800.0	83	41452	No
249	GOM_NL__2PRFIN20100202_221242_000000432086_00316_41452_3229.N1	02-FEB-2010 22:12:42	Dark	42.500	10	Bet Cen	0.61000	28000.	85	41452	No
250	GOM_NL__2PRFIN20100202_221605_000000422086_00316_41452_3230.N1	02-FEB-2010 22:16:05	Dark	42.000	12	Alp1Cru	0.77500	30000.	84	41452	No
251	GOM_NL__2PRFIN20100202_221812_000000462086_00316_41452_3231.N1	02-FEB-2010 22:18:12	Dark	45.500	99	Del Cen	2.5750	26000.	91	41452	No
252	GOM_NL__2PRFIN20100202_221957_000000382086_00316_41452_3232.N1	02-FEB-2010 22:19:57	Dark	38.000	159	Ups Car	2.9200	7200.0	76	41452	No
253	GOM_NL__2PRFIN20100202_222152_000000402086_00316_41452_3233.N1	02-FEB-2010 22:21:52	Dark	40.000	71	lot Car	2.2460	7700.0	80	41452	No
254	GOM_NL__2PRFIN20100202_222336_000000412086_00316_41452_3234.N1	02-FEB-2010 22:23:36	Dark	41.000	46	Del Vel	1.9540	10600.	82	41452	No
255	GOM_NL__2PRFIN20100202_222606_000000432086_00316_41452_3235.N1	02-FEB-2010 22:26:06	Straylight	42.500	34	Gam2Vel	1.7930	23000.	85	41452	No
256	GOM_NL__2PRFIN20100202_222811_000000392086_00316_41452_3236.N1	02-FEB-2010 22:28:11	Straylight	39.000	70	Zet Pup	2.2460	39000.	78	41452	No
257	GOM_NL__2PRFIN20100202_223232_000000422086_00316_41452_3237.N1	02-FEB-2010 22:32:32	Straylight	41.500	132	15Rho Pup	2.8030	6900.0	83	41452	No
258	GOM_NL__2PRFIN20100202_224113_000000472086_00316_41452_3238.N1	02-FEB-2010 22:41:13	Twl_and_stray	47.000	8	10Alp CMi	0.40000	6500.0	94	41452	No
259	GOM_NL__2PRFIN20100202_224750_000000412086_00316_41452_3239.N1	02-FEB-2010 22:47:50	Bright	40.500	17	78Bet Gem	1.1610	4500.0	81	41452	No
260	GOM_NL__2PRFIN20100202_230508_000000332086_00316_41452_3240.N1	02-FEB-2010 23:05:08	Bright	33.000	49	1Alp UMi	1.9900	6300.0	66	41452	No
261	GOM_NL__2PRFIN20100202_230807_000000412086_00316_41452_3241.N1	02-FEB-2010 23:08:07	Bright	41.000	60	7Bet UMi	2.0810	3950.0	82	41452	No
262	GOM_NL__2PRFIN20100202_231251_000000412086_00316_41452_3242.N1	02-FEB-2010 23:12:51	Bright	41.000	119	14Eta Dra	2.7270	4700.0	82	41452	No
263	GOM_NL__2PRFIN20100202_231606_000000412086_00316_41452_3243.N1	02-FEB-2010 23:16:06	Bright	40.500	130	23Bet Dra	2.7990	5800.0	81	41452	No
264	GOM_NL__2PRFIN20100202_231948_000000352086_00316_41452_3244.N1	02-FEB-2010 23:19:48	Bright	34.500	5	3Alp Lyr	0.033000	11000.	69	41452	No
265	GOM_NL__2PRFIN20100202_232805_000000562086_00316_41452_3245.N1	02-FEB-2010 23:28:05	Bright	56.000	59	55Alp Oph	2.0800	8900.0	112	41452	No
266	GOM_NL__2PRFIN20100202_233014_000000552086_00316_41452_3246.N1	02-FEB-2010 23:30:14	Bright	55.000	126	60Bet Oph	2.7700	4250.0	110	41452	No
267	GOM_NL__2PRFIN20100202_233648_000000442086_00316_41452_3247.N1	02-FEB-2010 23:36:48	Twl_and_stray	43.500	86	35Eta Oph	2.4300	10200.	87	41452	No
268	GOM_NL__2PRFIN20100202_234112_000000572086_00316_41452_3248.N1	02-FEB-2010 23:41:12	Dark	56.500	16	21Alp Sco	1.0200	3000.0	113	41452	No
269	GOM_NL__2PRFIN20100202_234242_000000492086_00316_41452_3249.N1	02-FEB-2010 23:42:42	Dark	48.500	158	6Pi Sco	2.9060	28000.	97	41452	No
270	GOM_NL__2PRFIN20100202_235206_000000542086_00317_41453_3236.N1	02-FEB-2010 23:52:06	Dark	54.000	4	Alp1Cen	-0.010000	5800.0	108	41453	No
271	GOM_NL__2PRFIN20100202_235319_000000482086_00317_41453_3237.N1	02-FEB-2010 23:53:19	Dark	47.500	10	Bet Cen	0.61000	28000.	95	41453	No
272	GOM_NL__2PRFIN20100202_235641_000000452086_00317_41453_3238.N1	02-FEB-2010 23:56:41	Dark	44.500	12	Alp1Cru	0.77500	30000.	89	41453	No
273	GOM_NL__2PRFIN20100202_235849_000000442086_00317_41453_3239.N1	02-FEB-2010 23:58:49	Dark	43.500	99	Del Cen	2.5750	26000.	87	41453	No

### 3. Quality information per product

In this section it is plotted some information contained in the Quality Summary data set of


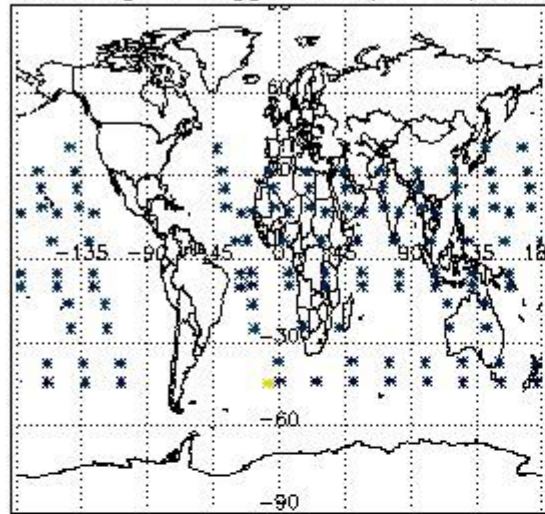
the level 2 products. Only products in dark limb conditions and without errors (error flag in the MPH set to "0") are used.

3.1 Plot quality information per product (time dependant)

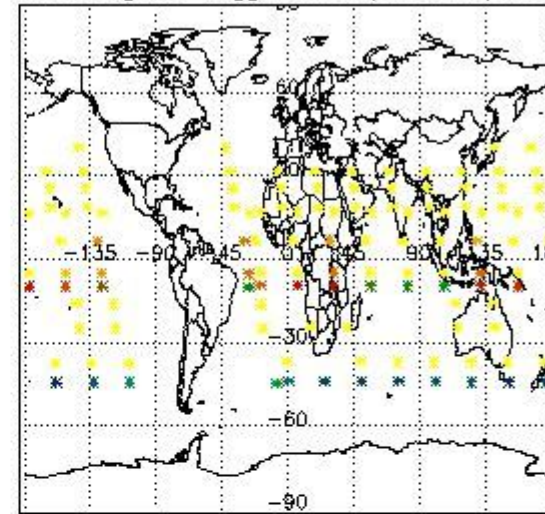


3.2 Plot quality information per product (world map)


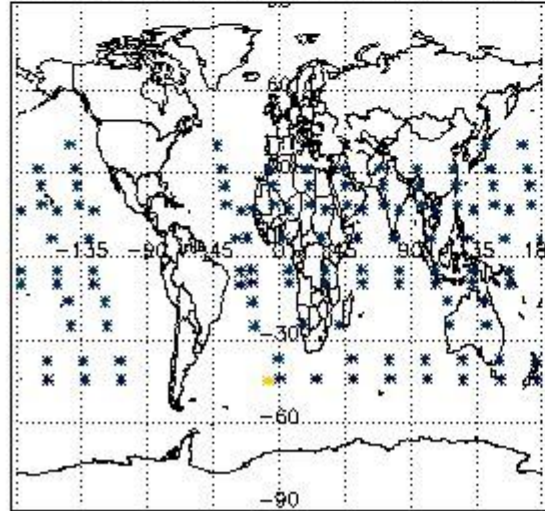
Percentage of flagged data per O3 profile



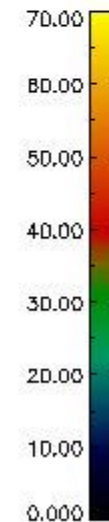
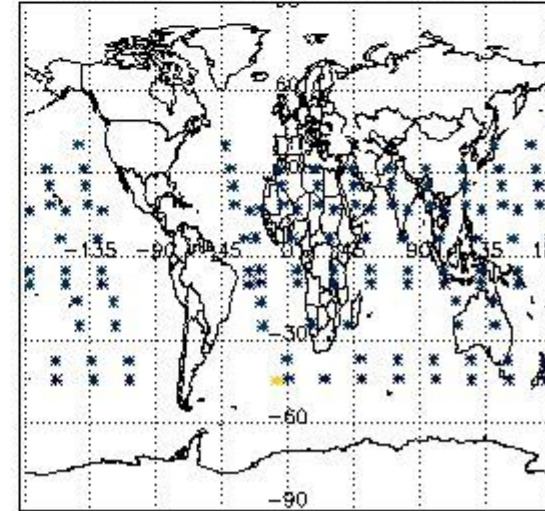
Percentage of flagged data per H2O profile



Percentage of flagged data per NO2 profile



Percentage of flagged data per NO3 profile

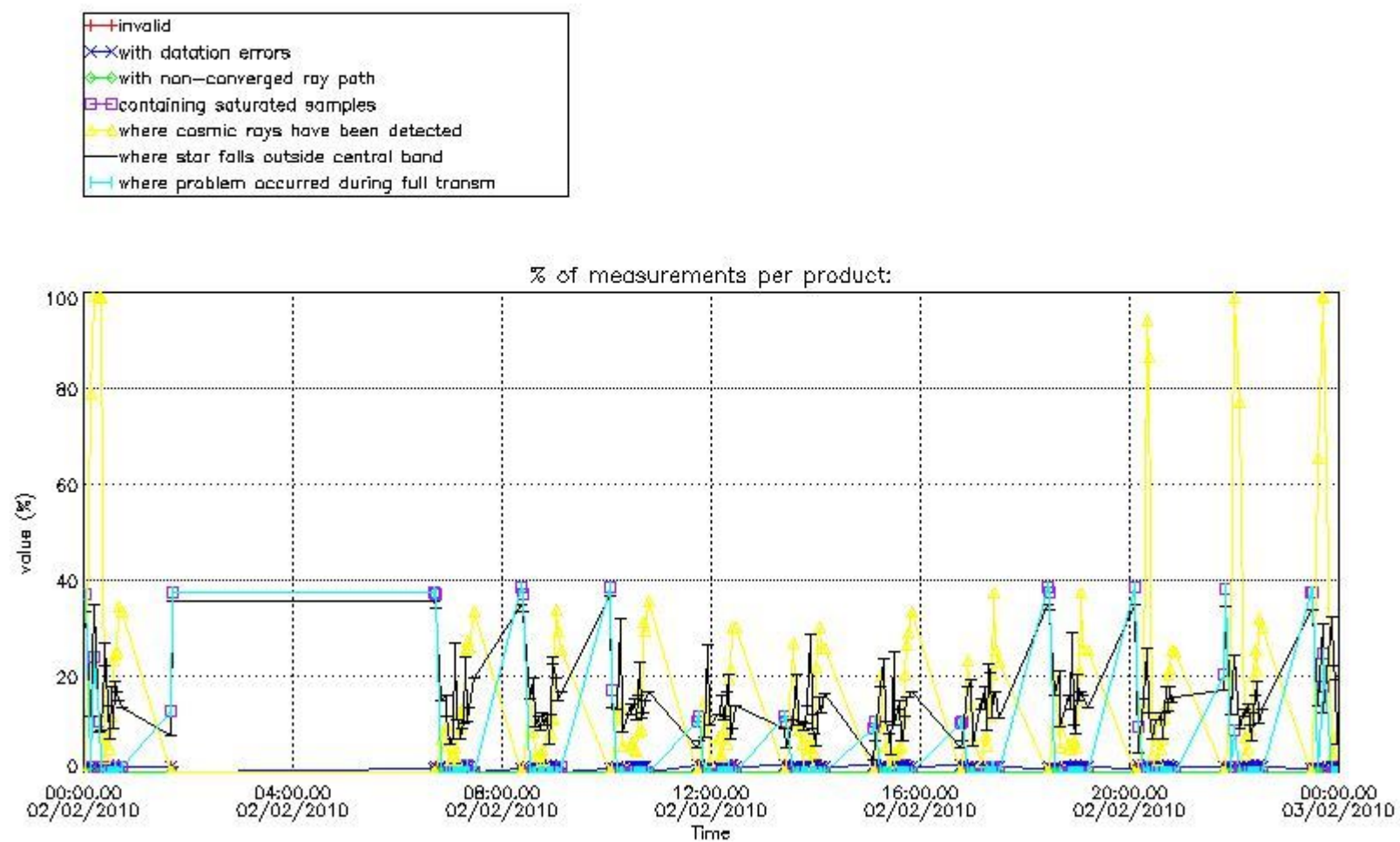


#### 4. Level 1 quality information per product

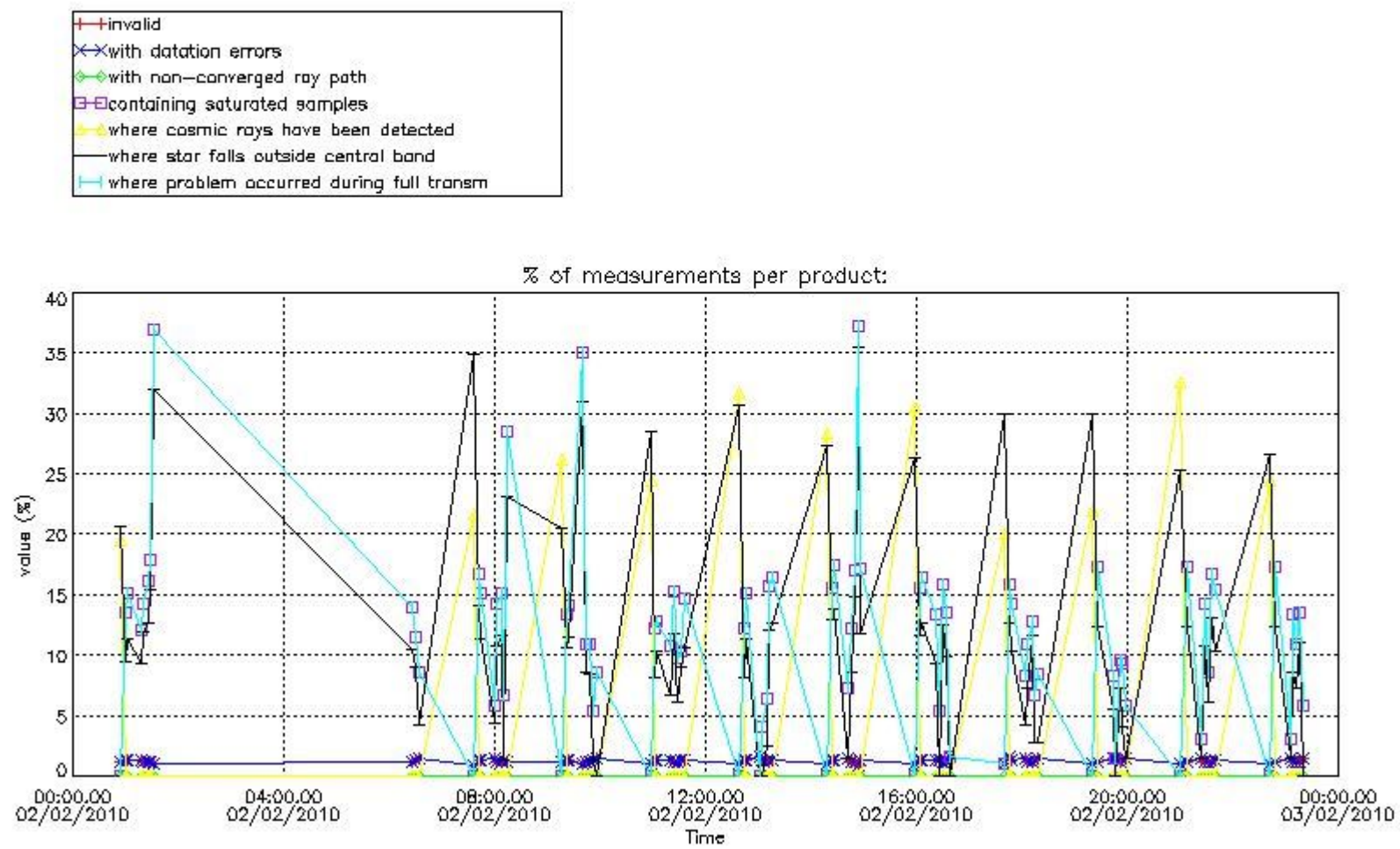
In this section it is plotted some information contained in the Quality Summary data set of the level 2 products that comes from the level 1b processing. Products without errors (error flag in the MPH set to "0") are used.

##### 4.1 Plot quality information per product (time dependant) coming from level 1b processing

###### 4.1.1 Plot level 1 quality information per product (time dependant): ENVISAT ASCENDING passes

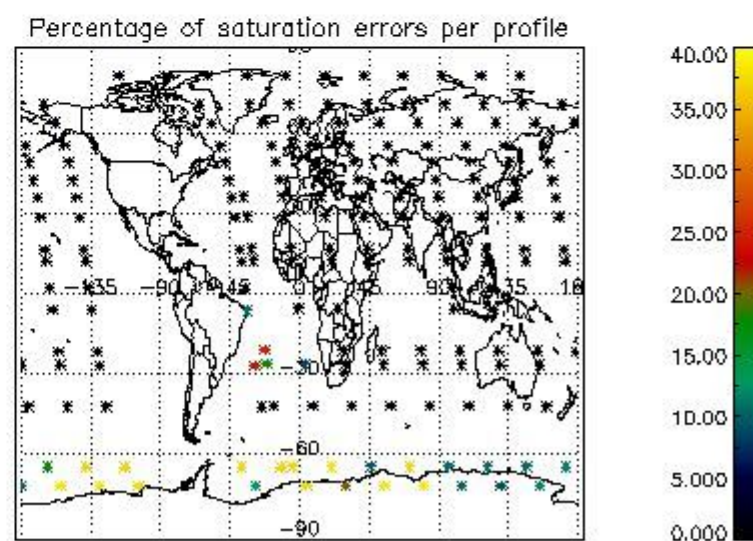
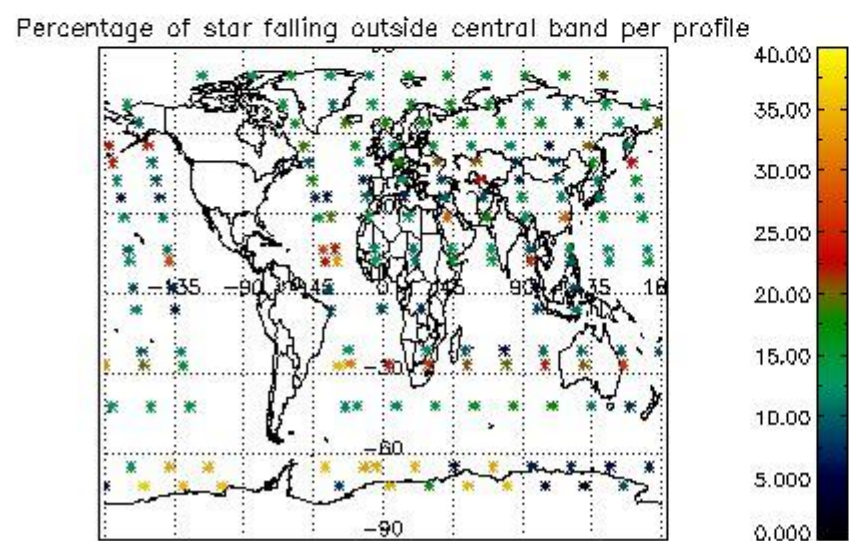
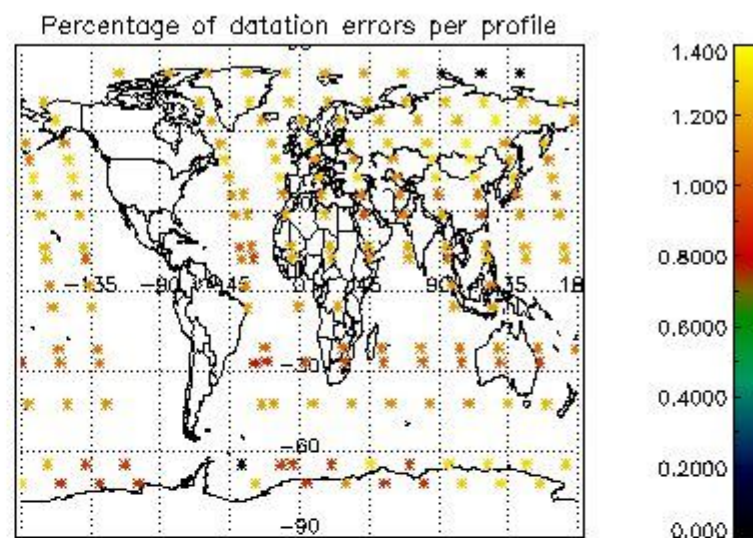
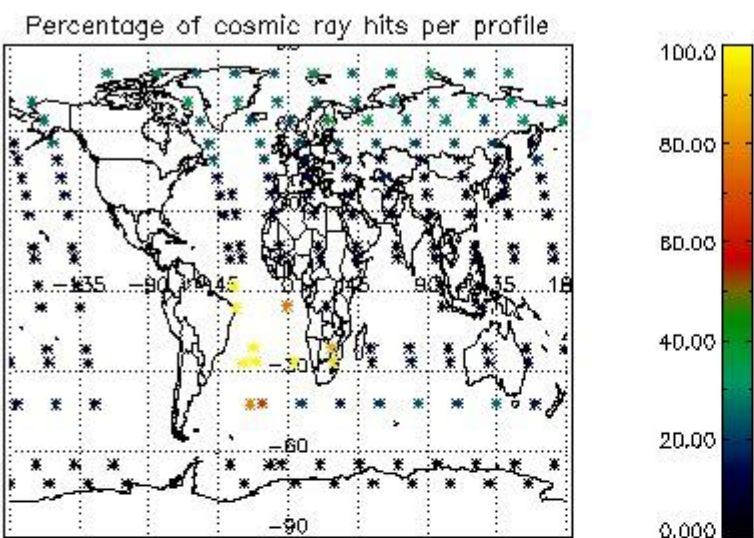


4.1.2 Plot level 1 quality information per product (time dependant): ENVI SAT DESCENDING passes



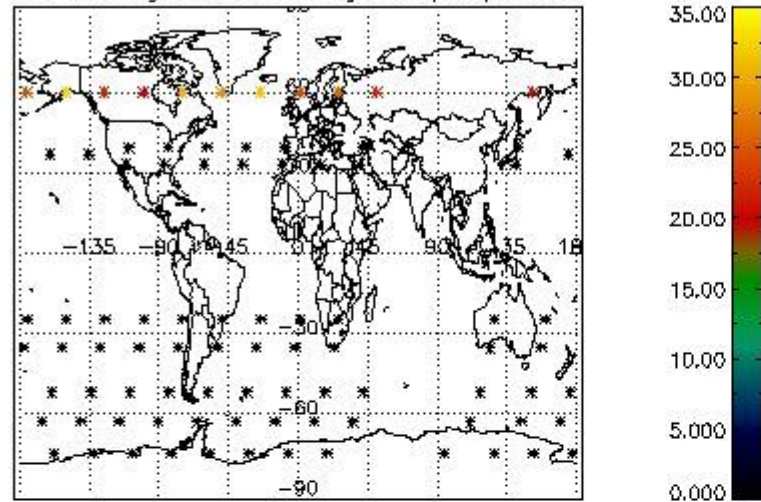
4.2 Plot quality information per product coming from level 1b processing (world map)

4.2.1 Plot level 1 quality information per product (world map): ENVISAT ASCENDING passes

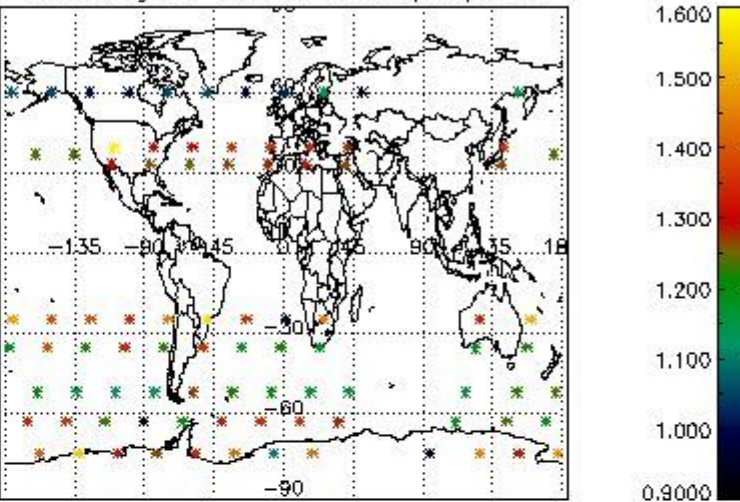


4.2.2 Plot level 1 quality information per product (world map): ENVISAT DESCENDING passes

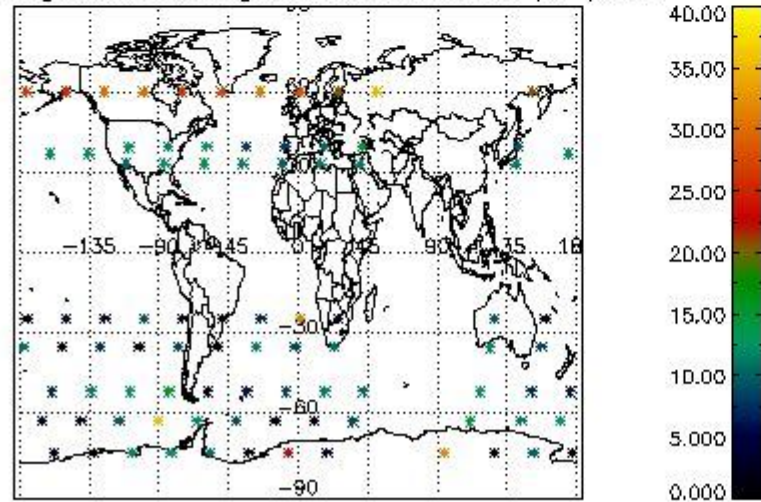
Percentage of cosmic ray hits per profile



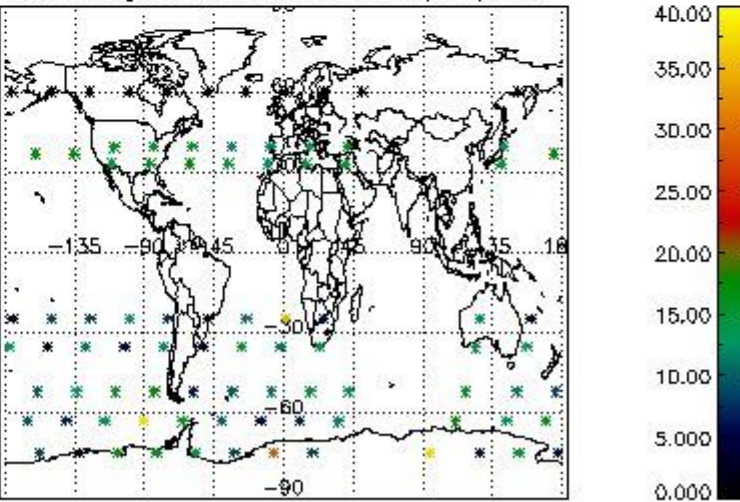
Percentage of datation errors per profile



Percentage of star falling outside central band per profile



Percentage of saturation errors per profile



## 5. Trace gas profiles

### 5.1 Ozone statistics based on quality of products

The final quality of the products can be "measured" using the STD (Standard Deviation) attached to every point profile. This information is written to the parameter GOM\_NL\_\_2P/NL\_LOCAL\_SPECIES\_DENSITY/o3\_std of the level 2 products. The table below shows the statistics for given STD ranges.

The statistics are given with respect to the overall valid production:

- Products without fatal errors: GOM\_NL\_\_2P/MPH/PRODUCT\_ERR=0
- Valid point profile: GOM\_NL\_\_2P/NL\_LOCAL\_SPECIES\_DENSITY/pcd(0)=0

The 'Criteria' is applied to valid points of dark limb products:

- Products in dark limb illumination condition: GOM\_NL\_\_2P/NL\_SUMMARY\_QUALITY/obs\_ill\_cond=0
- Products without fatal errors: GOM\_NL\_\_2P/MPH/PRODUCT\_ERR=0
- Valid point profile: GOM\_NL\_\_2P/NL\_LOCAL\_SPECIES\_DENSITY/pcd(0)=0

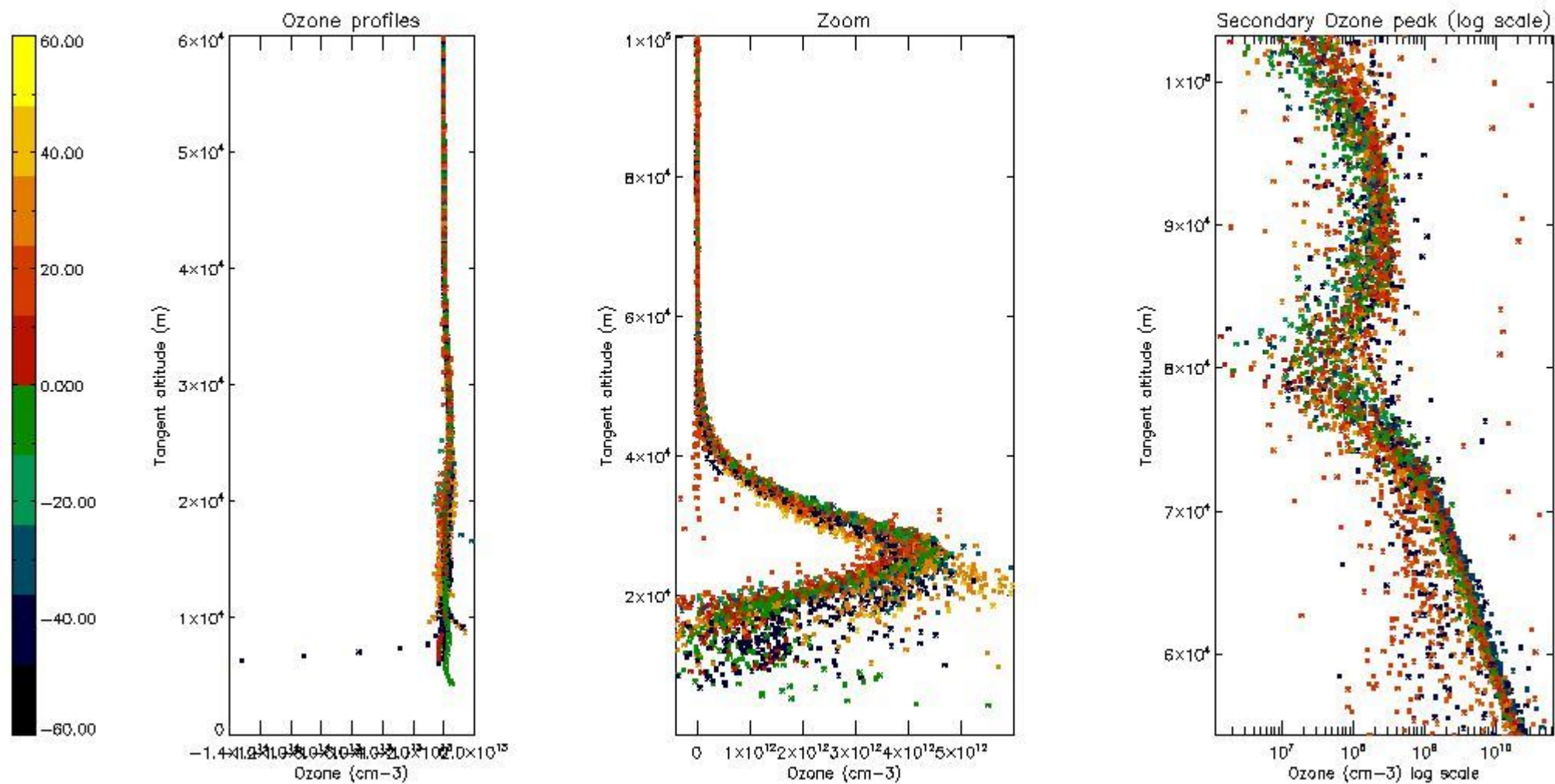
So, the table below shows the percentage of dark limb and valid observations for each criteria with respect to the overall valid daily observations.

Criteria	% of total production
All STD	46
STD < 20	24

STD < 10	20
STD < 5	13

5.2 Plot ozone profiles for all STD (dark without errors)

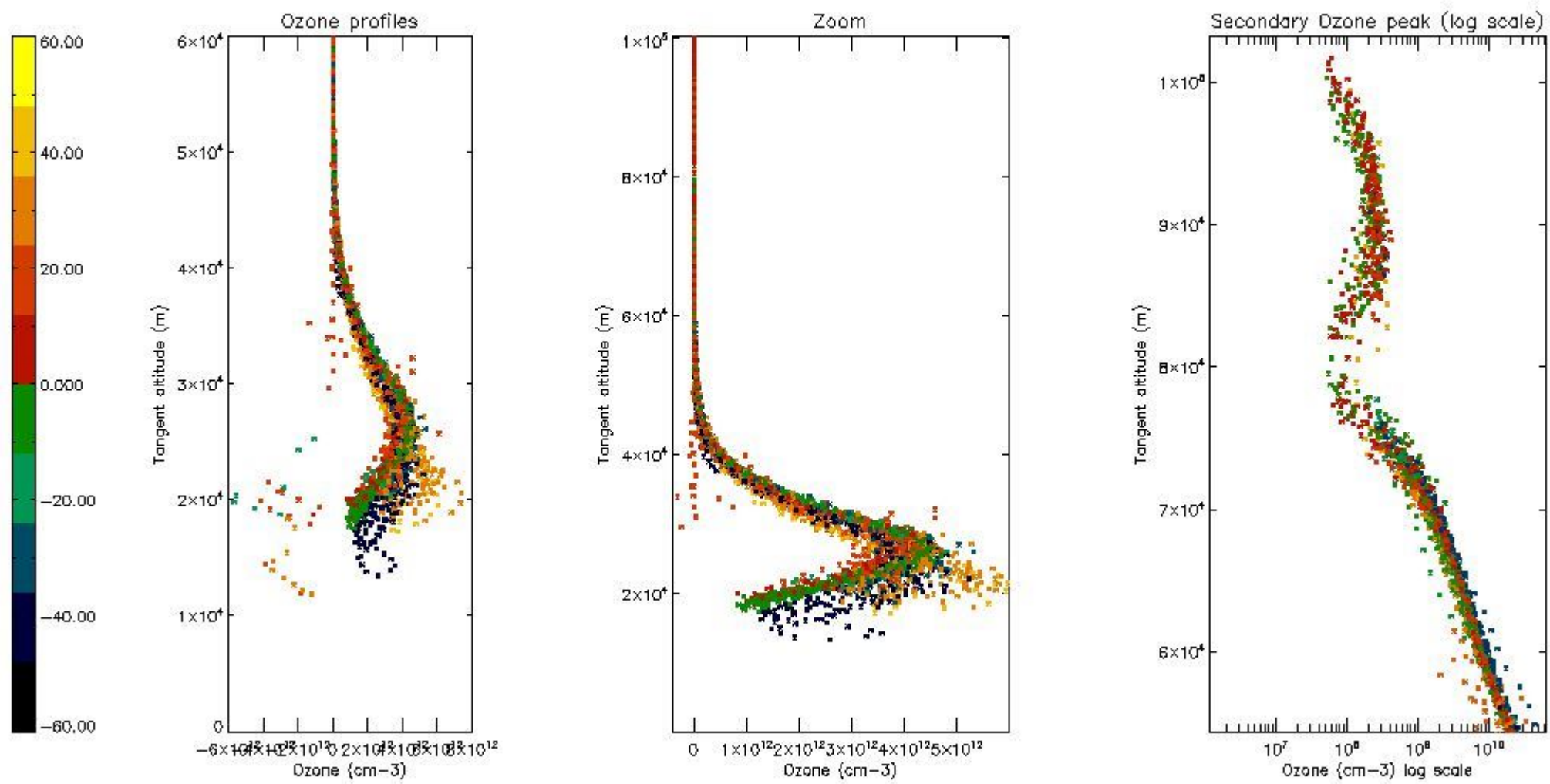
The colorbar represents the latitude.



5.3 Plot ozone profiles where STD < 20% (dark without errors)

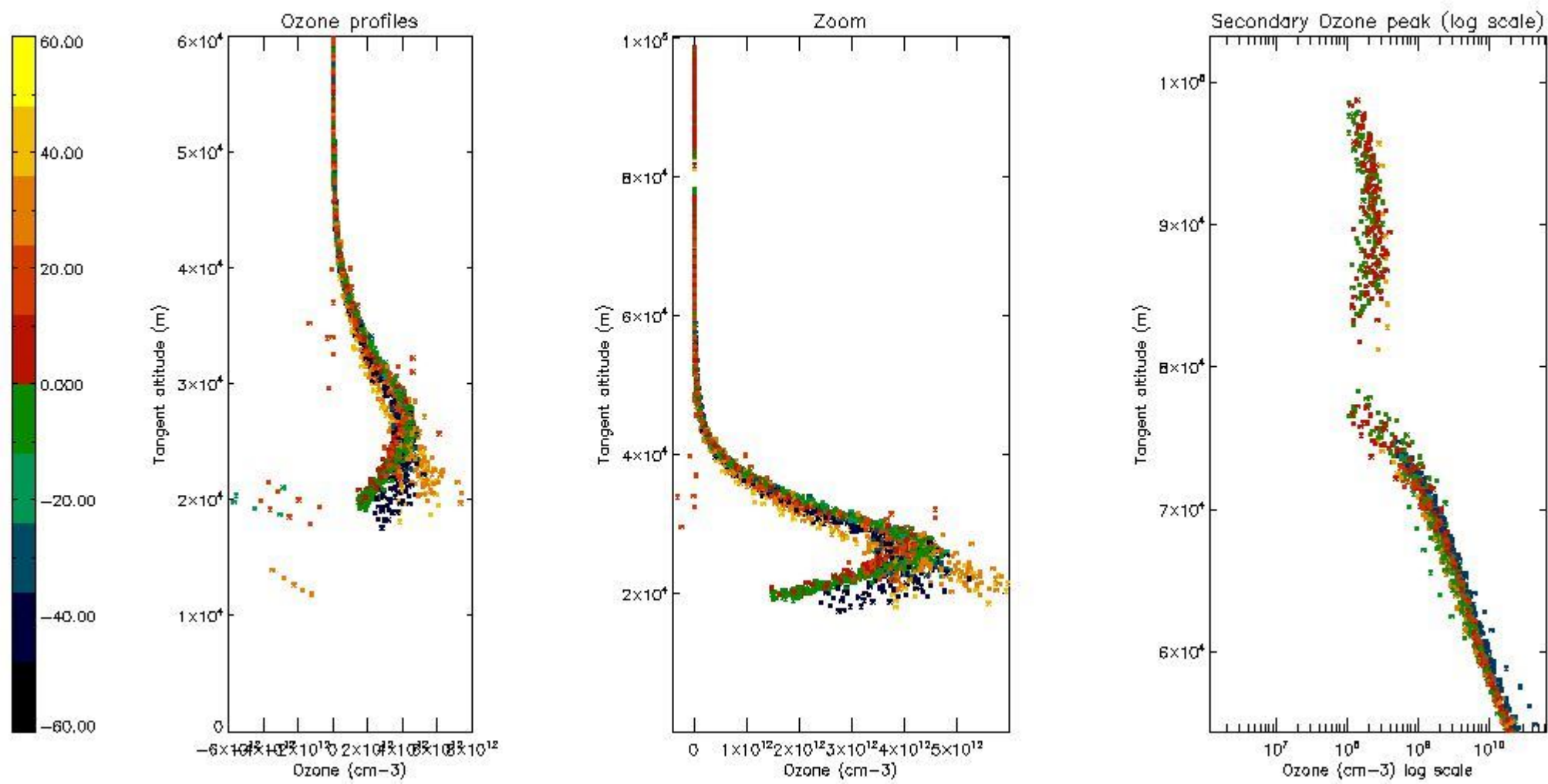
The colorbar represents the latitude.





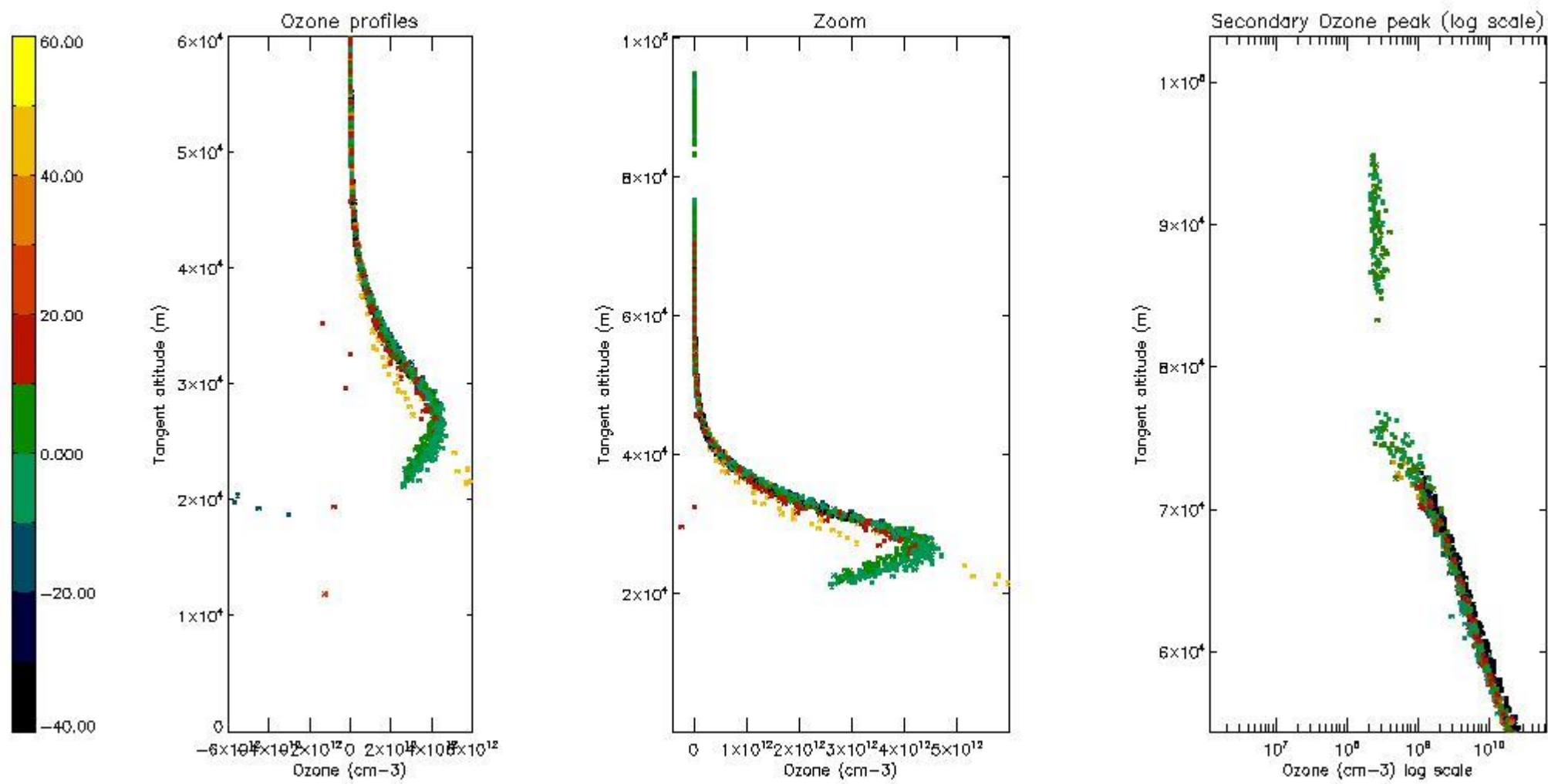
*5.4 Plot ozone profiles where STD < 10% (dark without errors)*

The colorbar represents the latitude.



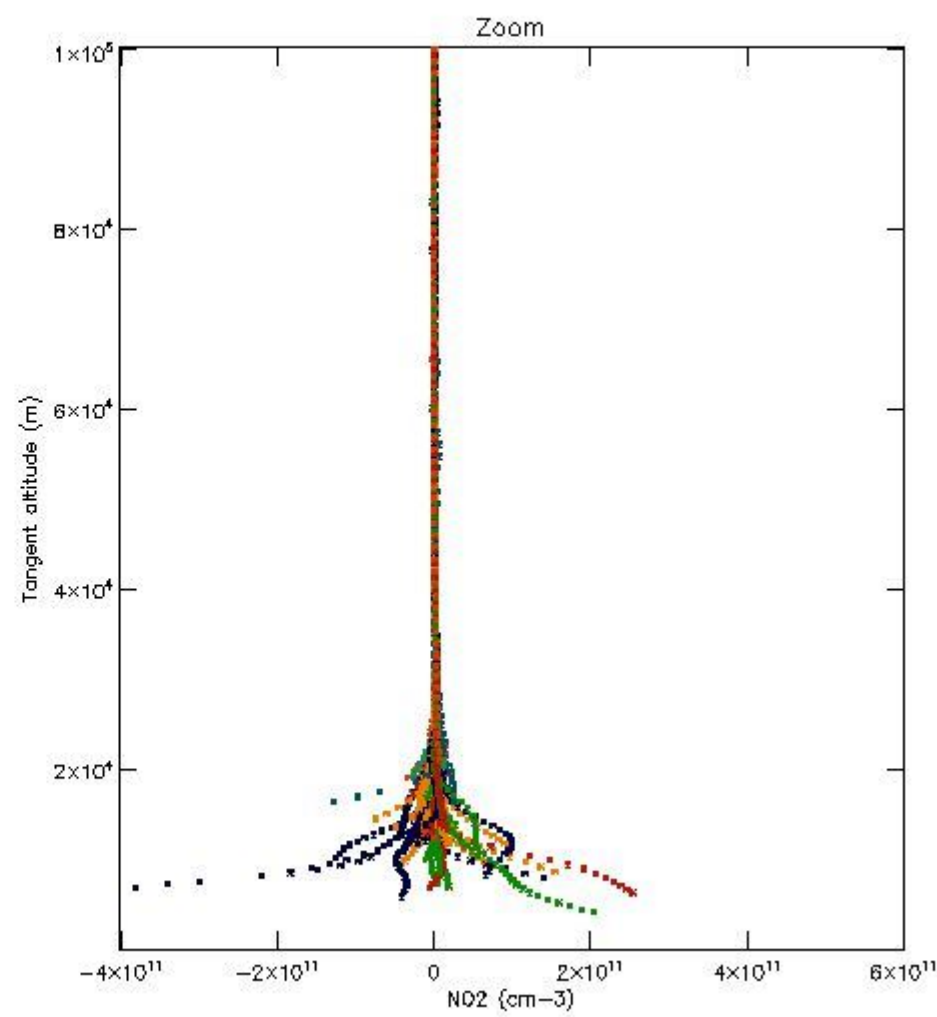
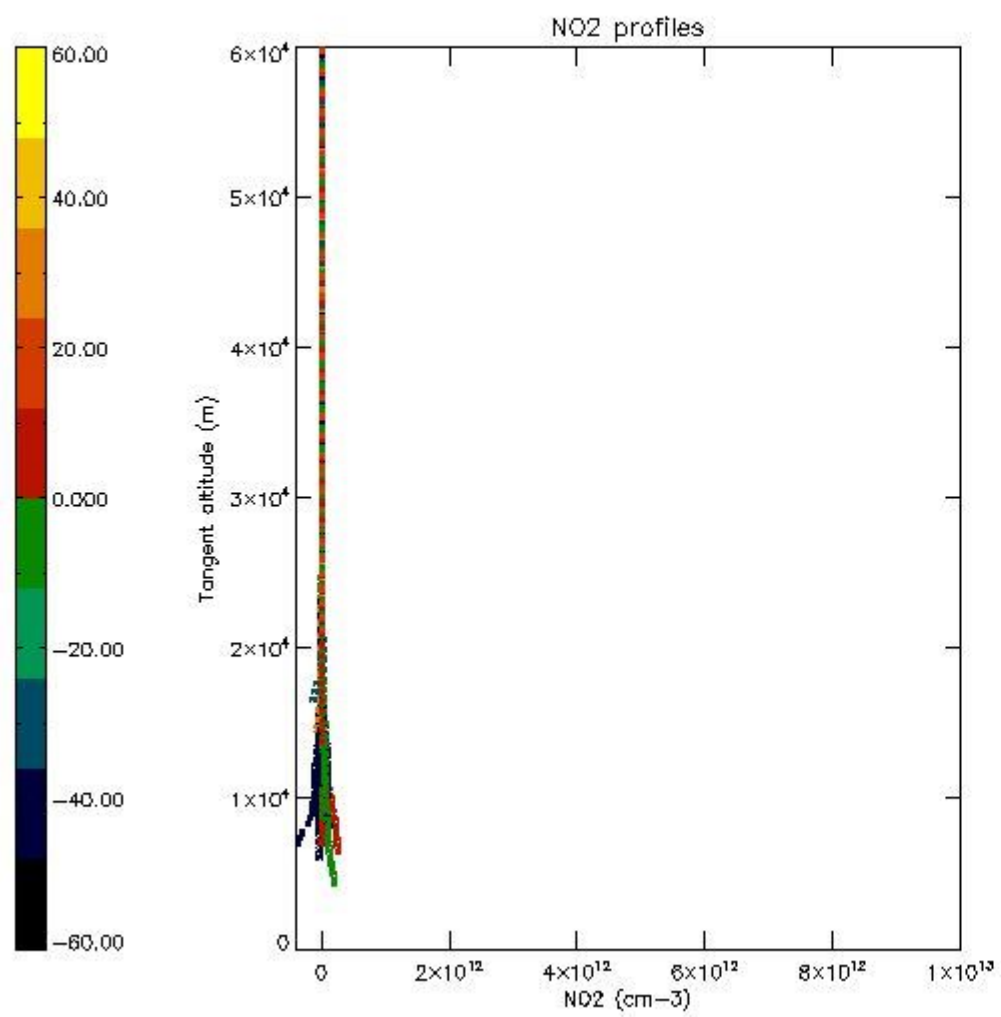
*5.5 Plot ozone profiles where STD < 5% (dark without errors)*

The colorbar represents the latitude.



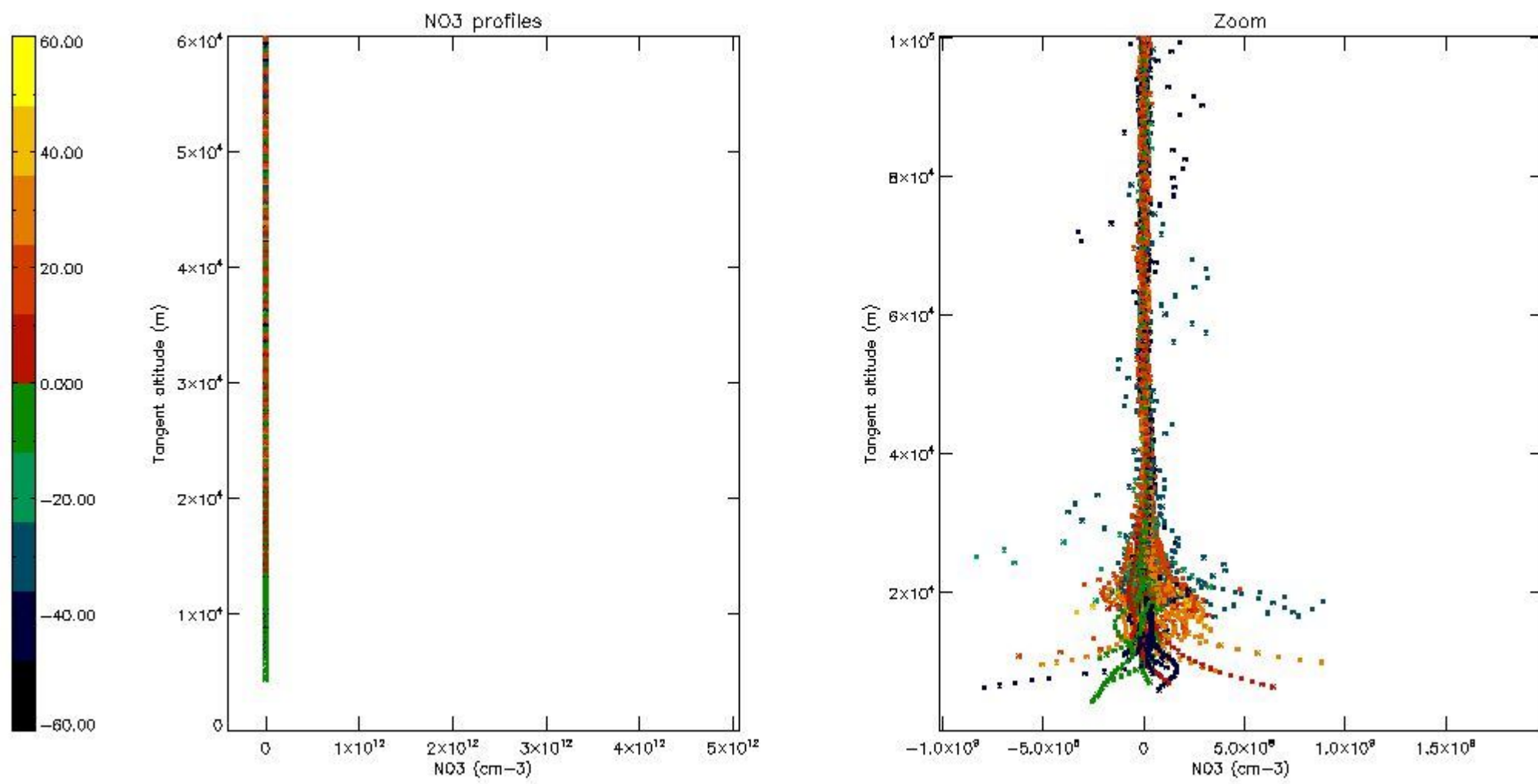
*5.6 Plot NO<sub>2</sub> profiles for all STD (dark without errors)*

The colorbar represents the latitude.



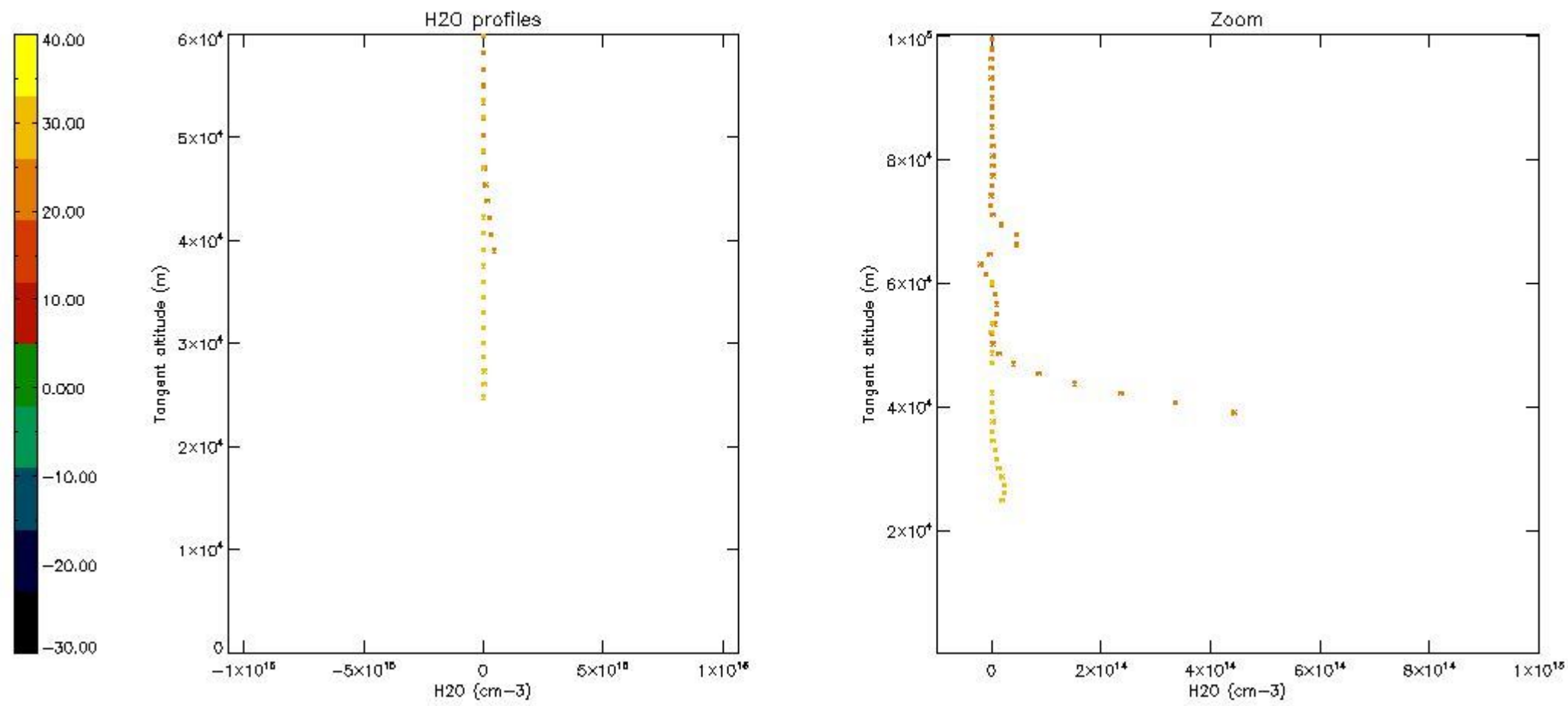
*5.7 Plot NO3 profiles for all STD (dark without errors)*

The colorbar represents the latitude.



5.8 Plot H2O profiles for all STD (only for occultations of stars 1,2,3,4,13,14,16,26,63 dark without errors)

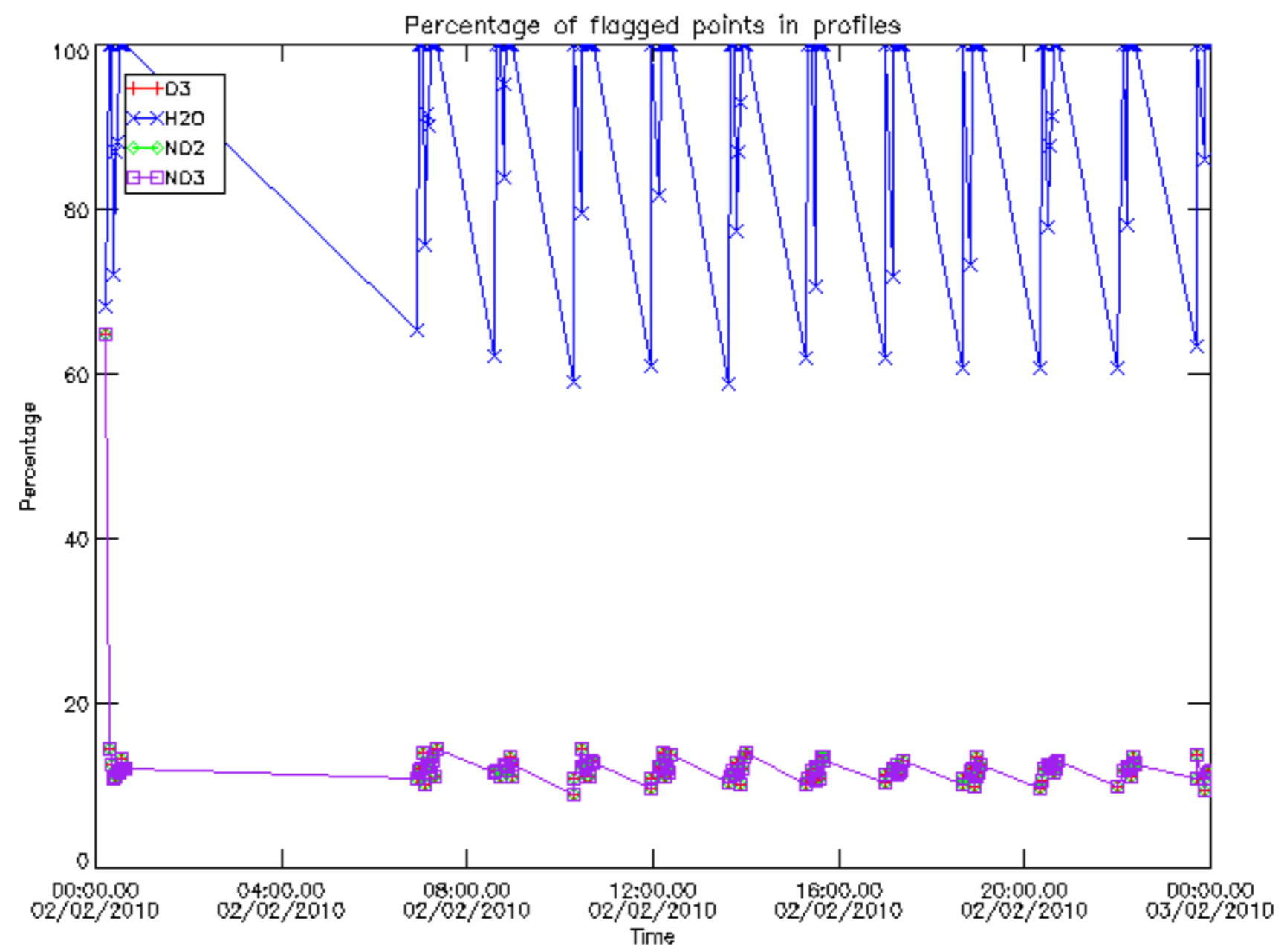
The colorbar represents the latitude.



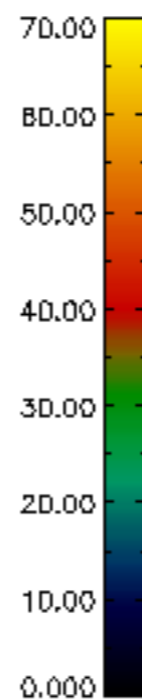
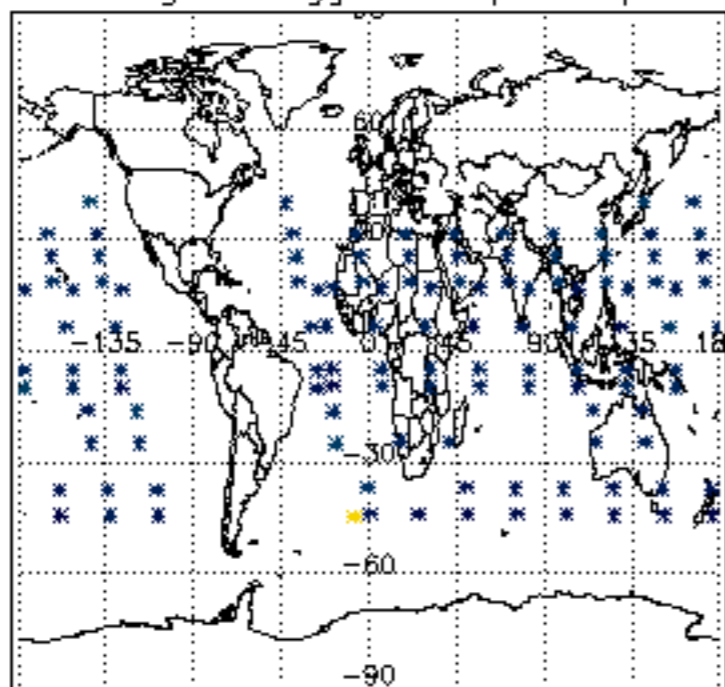
## 6. Auxiliary Data Files used for the production reported in section 2

The number reported in the third column indicates since which file (see list in section 2) the corresponding auxiliary file has been used. The fourth column is the date of those product files.

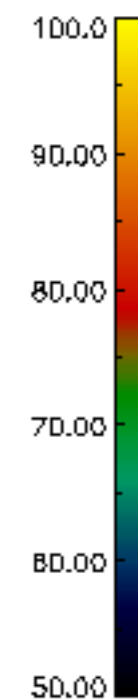
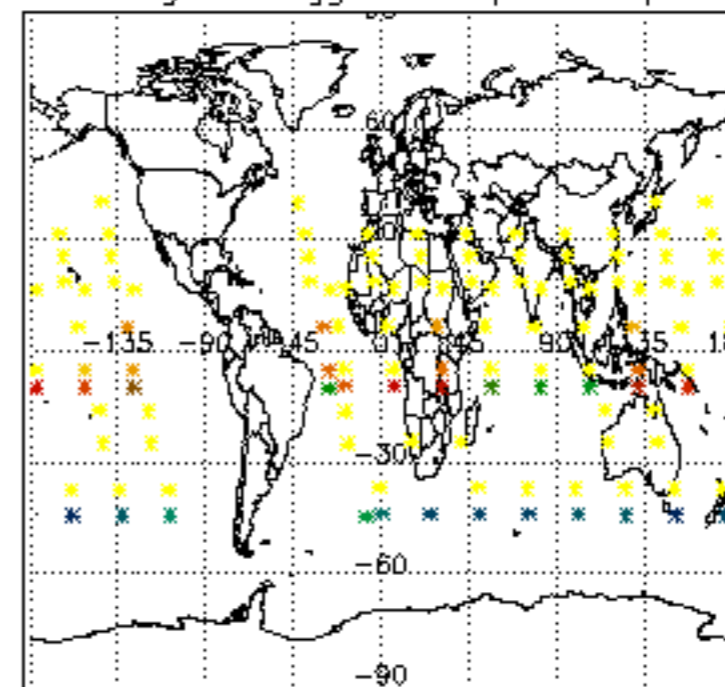
Type	Auxiliary Filename	Used since product	Used since product date
INST_PHYS_CHARACTERISTICS	GOM_INS_AXVIEC20091111_143220_20030716_120000_20500101_000000	1	02-FEB-2010 00:01:47
LEVEL-2_PROC_CONFIG	GOM_PR2_AXVIEC20091111_152718_20020301_000000_20500101_000000	1	02-FEB-2010 00:01:47
CROSS_SECTIONS_FILE	GOM_CRS_AXVIEC20091111_154832_20020301_000000_20500101_000000	1	02-FEB-2010 00:01:47



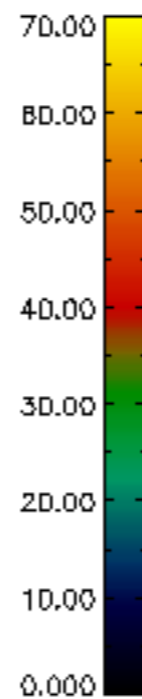
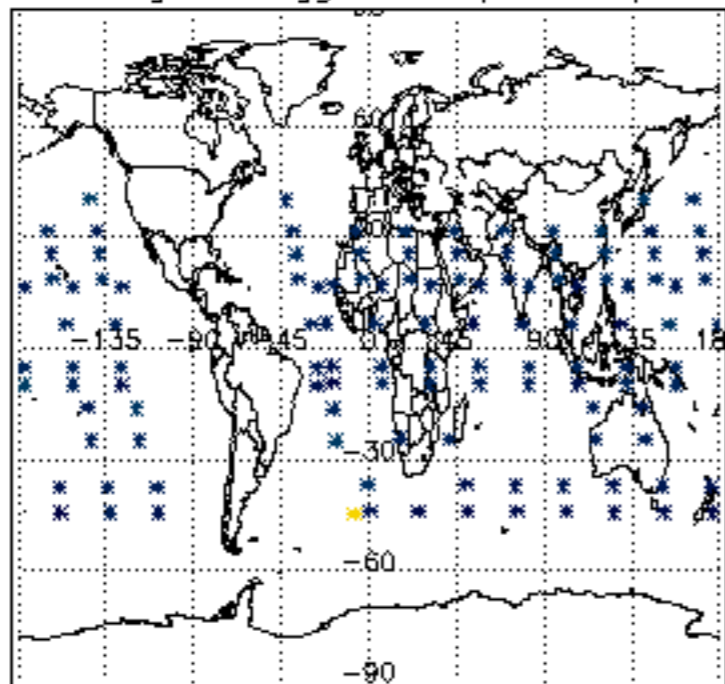
Percentage of flagged data per D3 profile



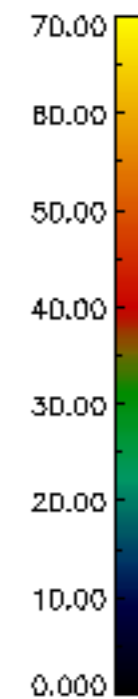
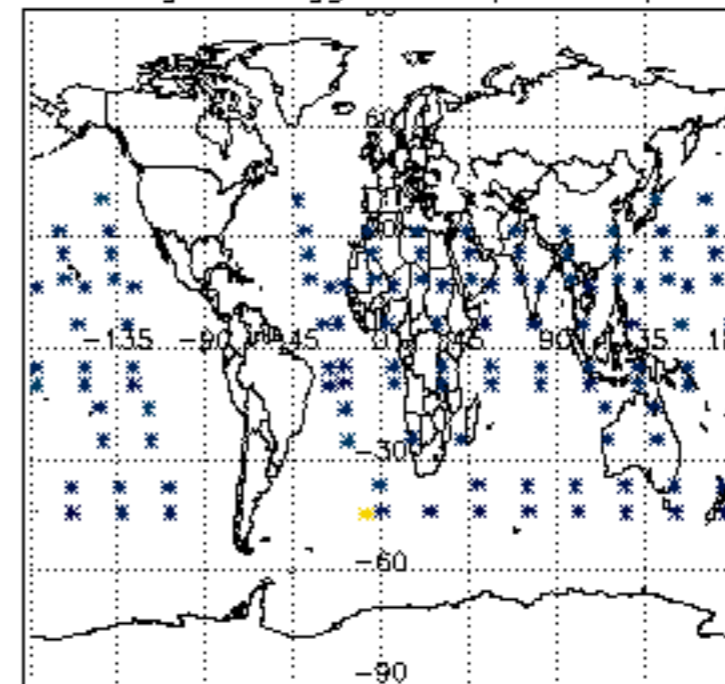
Percentage of flagged data per H2O profile



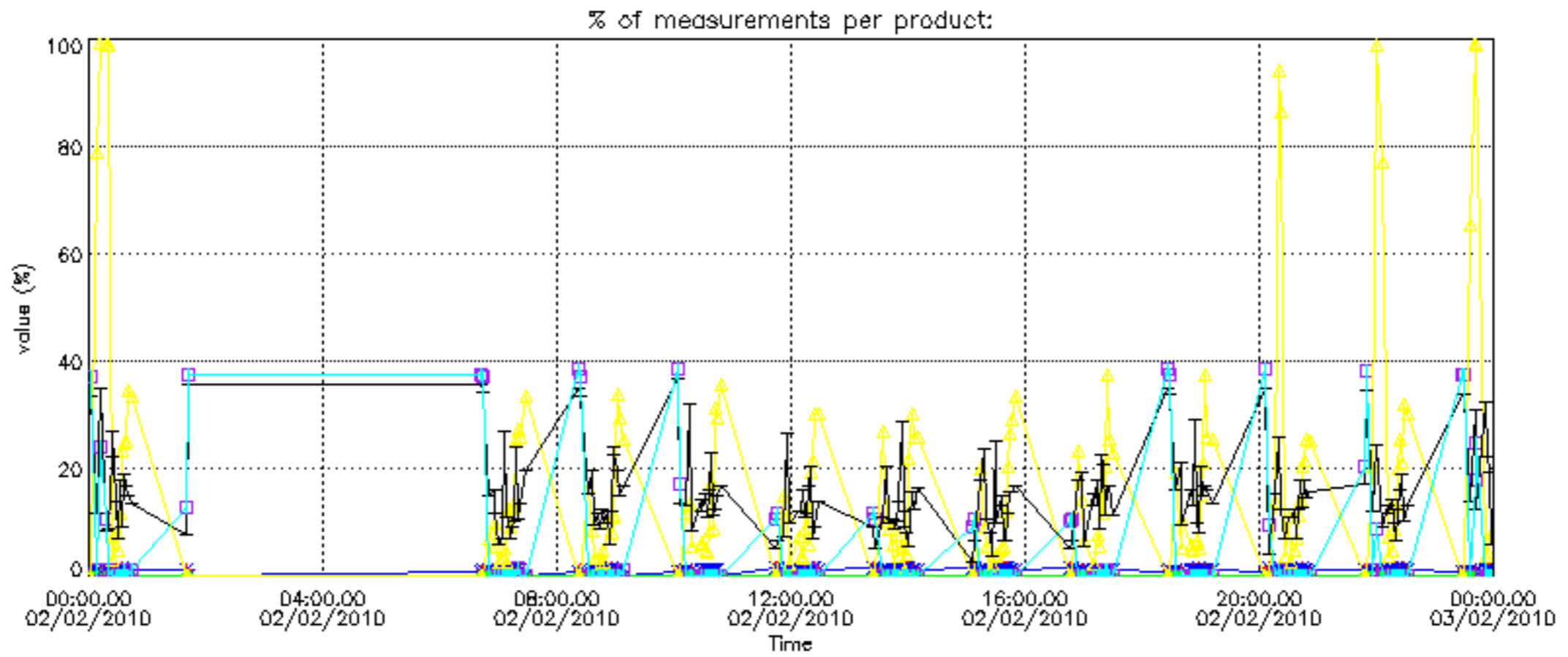
Percentage of flagged data per NO2 profile

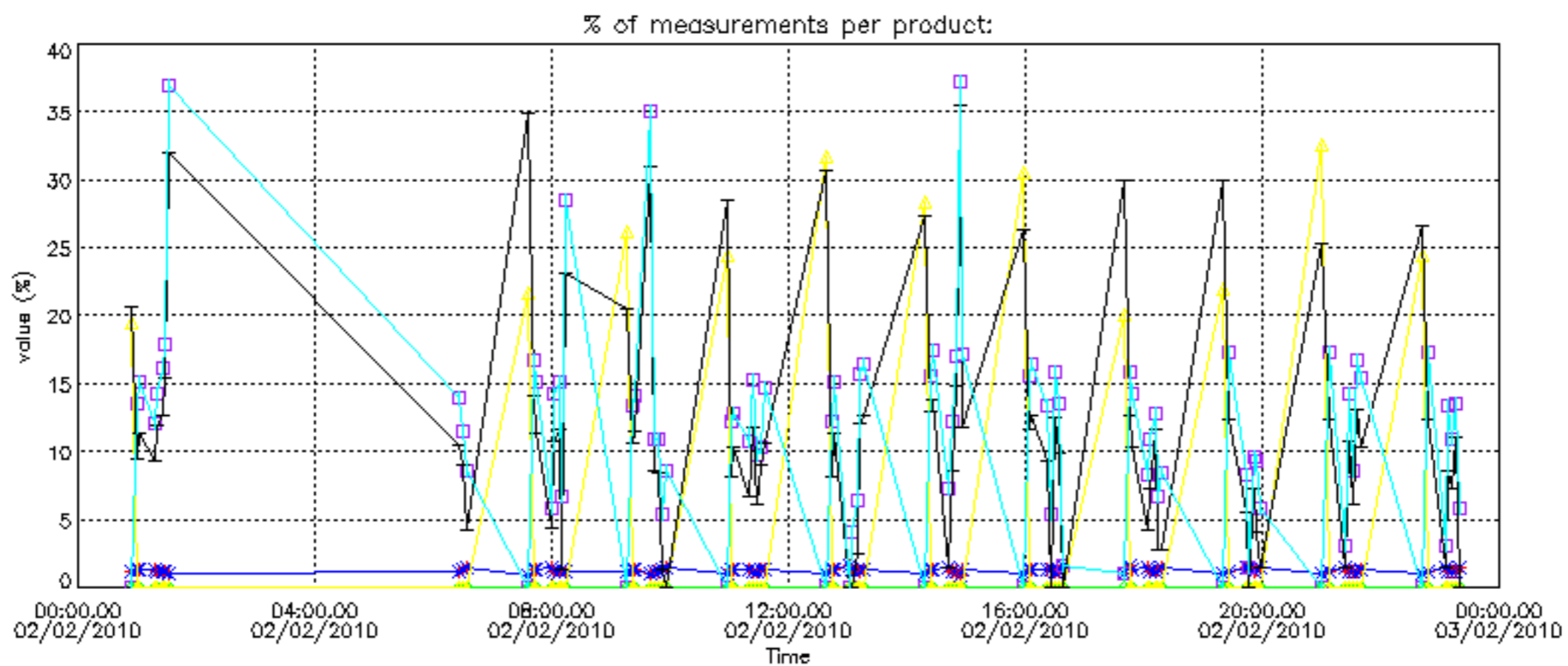


Percentage of flagged data per NO3 profile

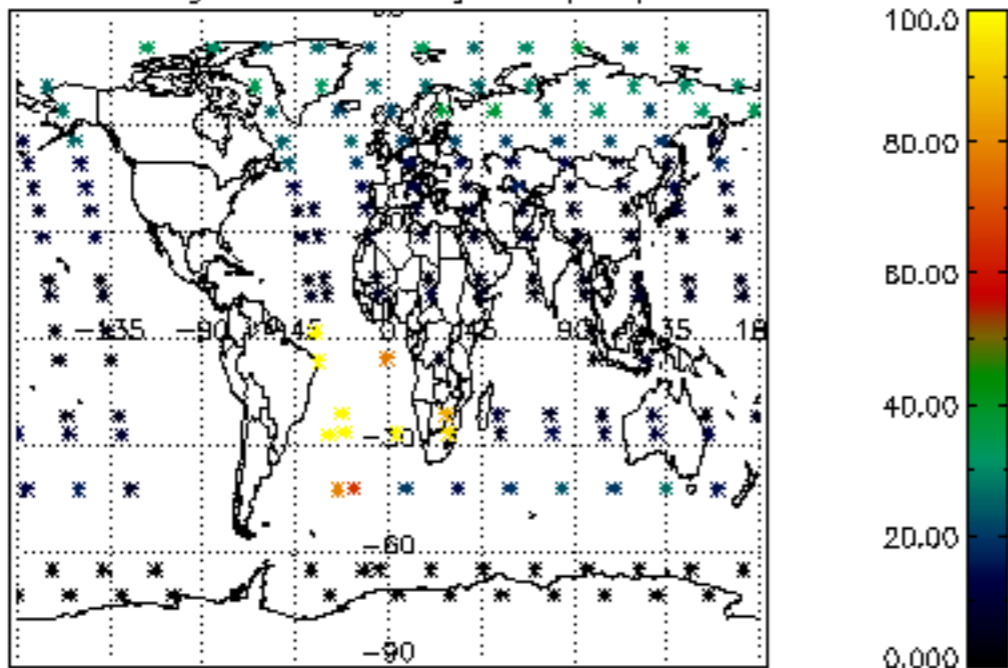




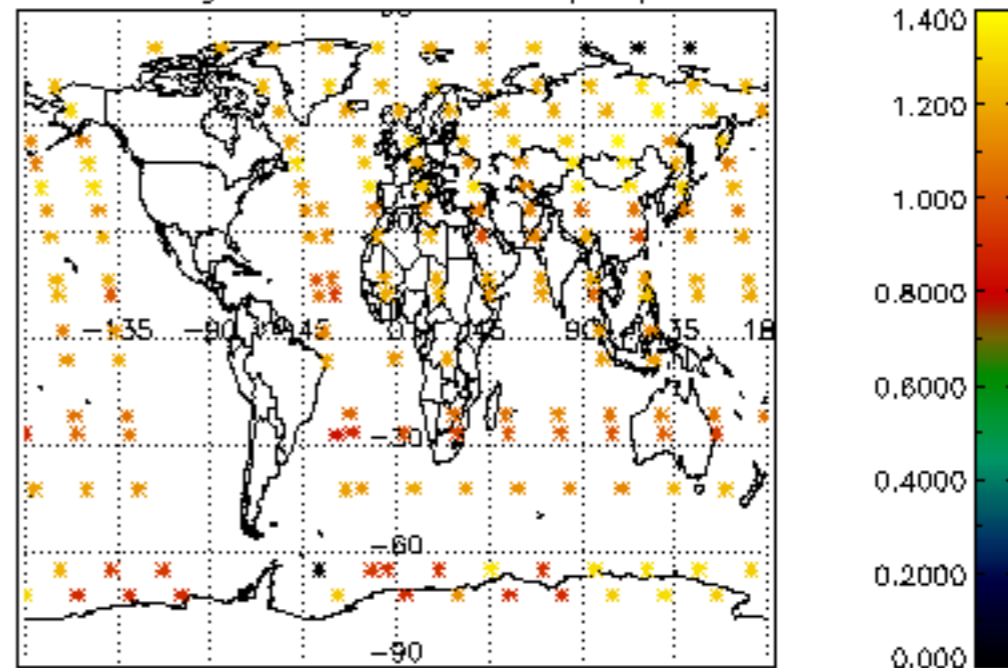




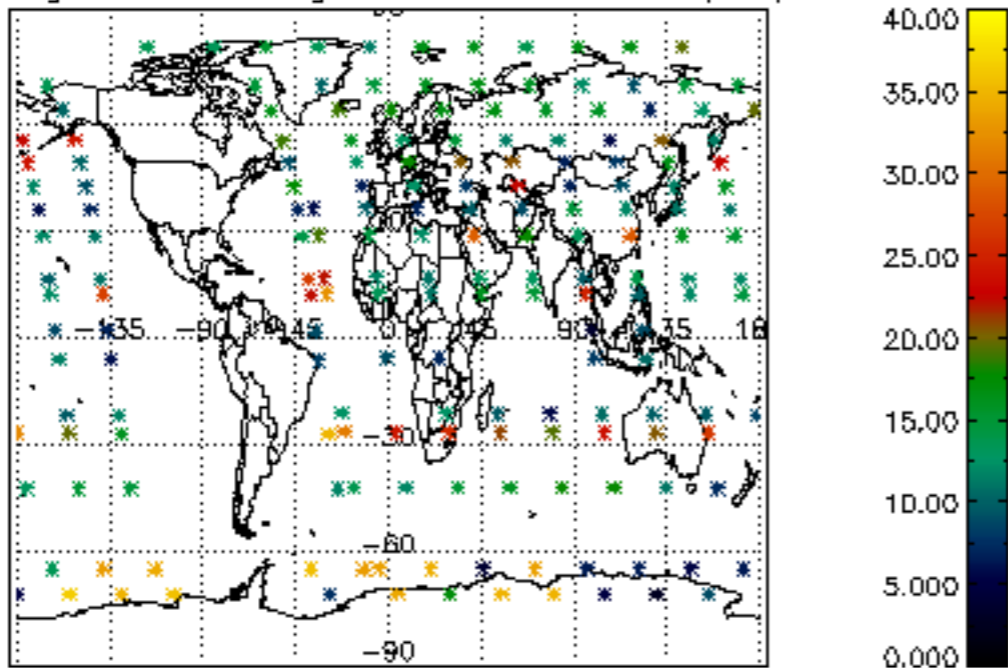
Percentage of cosmic ray hits per profile



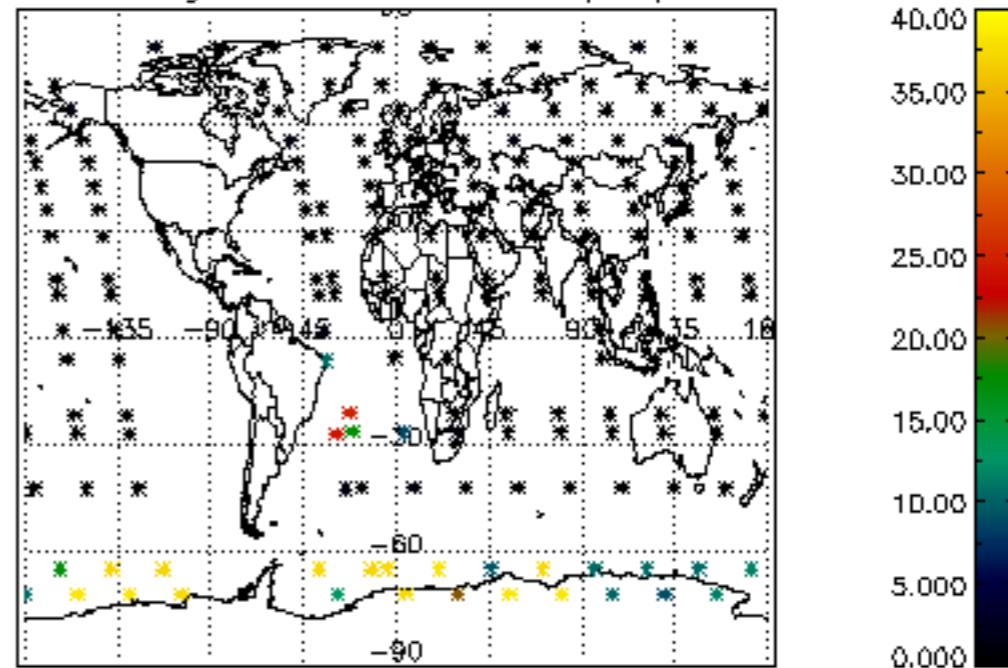
Percentage of datation errors per profile



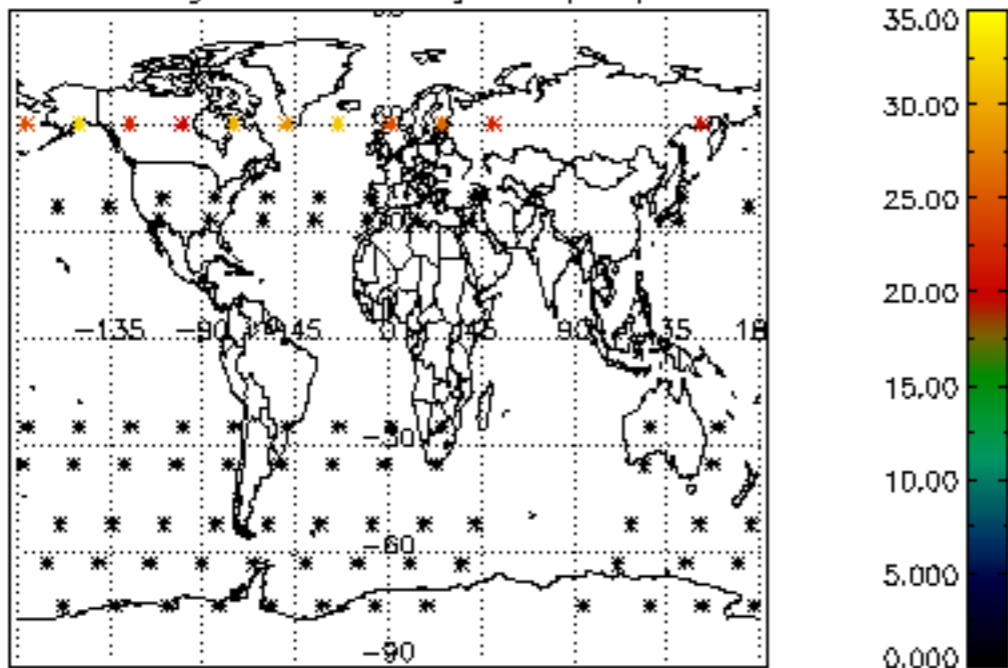
Percentage of star falling outside central band per profile



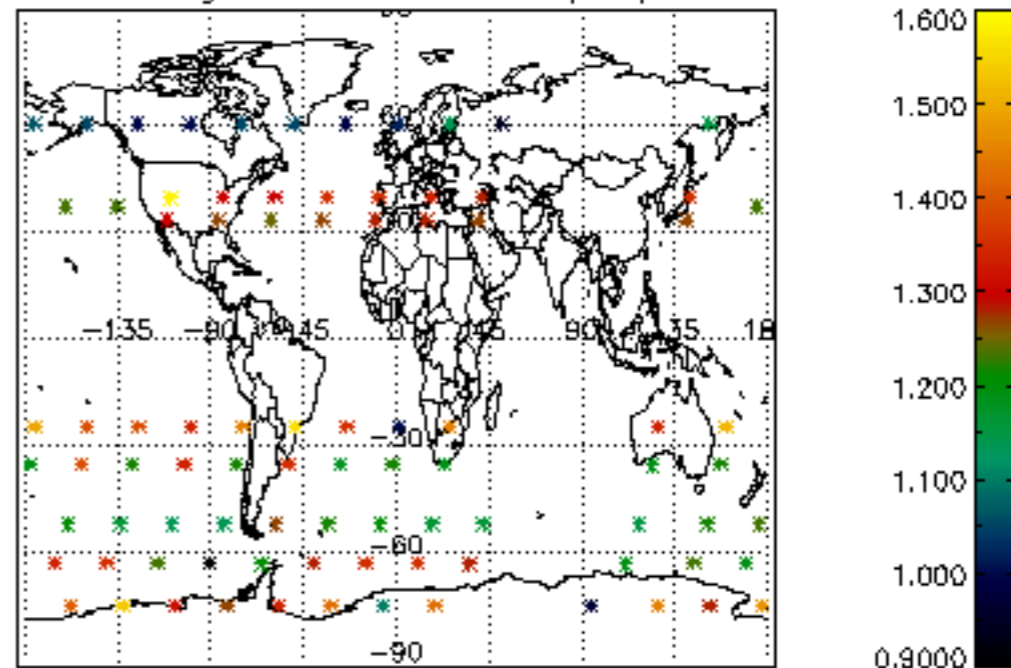
Percentage of saturation errors per profile



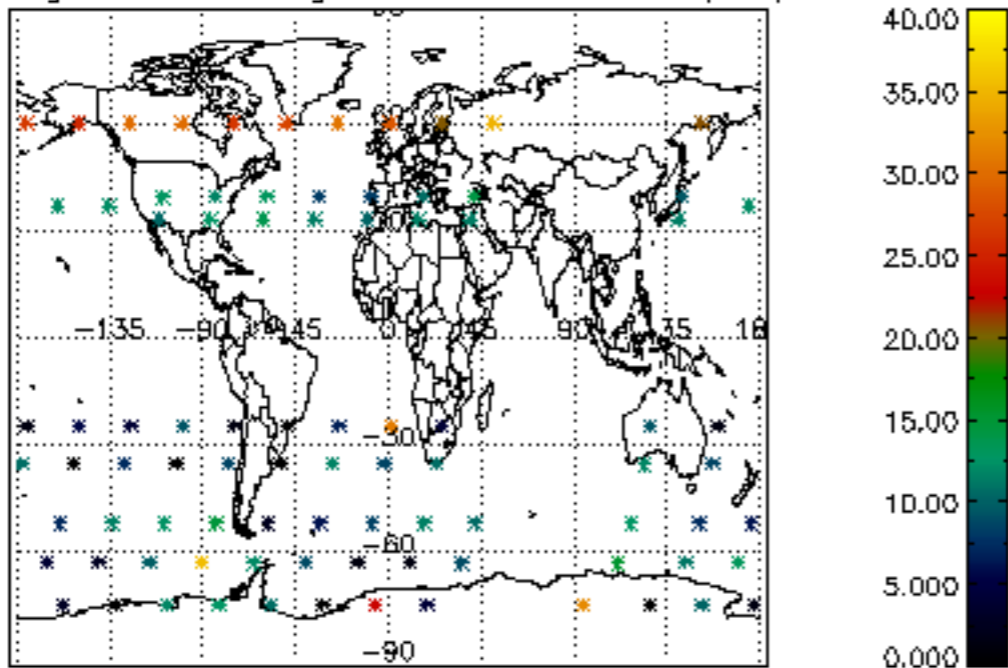
Percentage of cosmic ray hits per profile



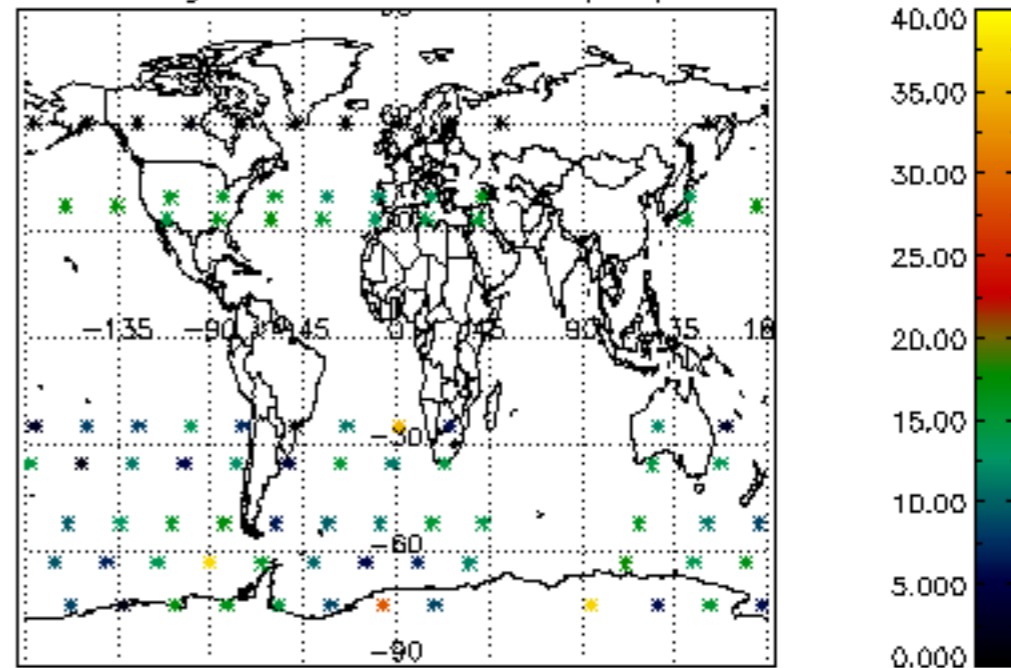
Percentage of datation errors per profile

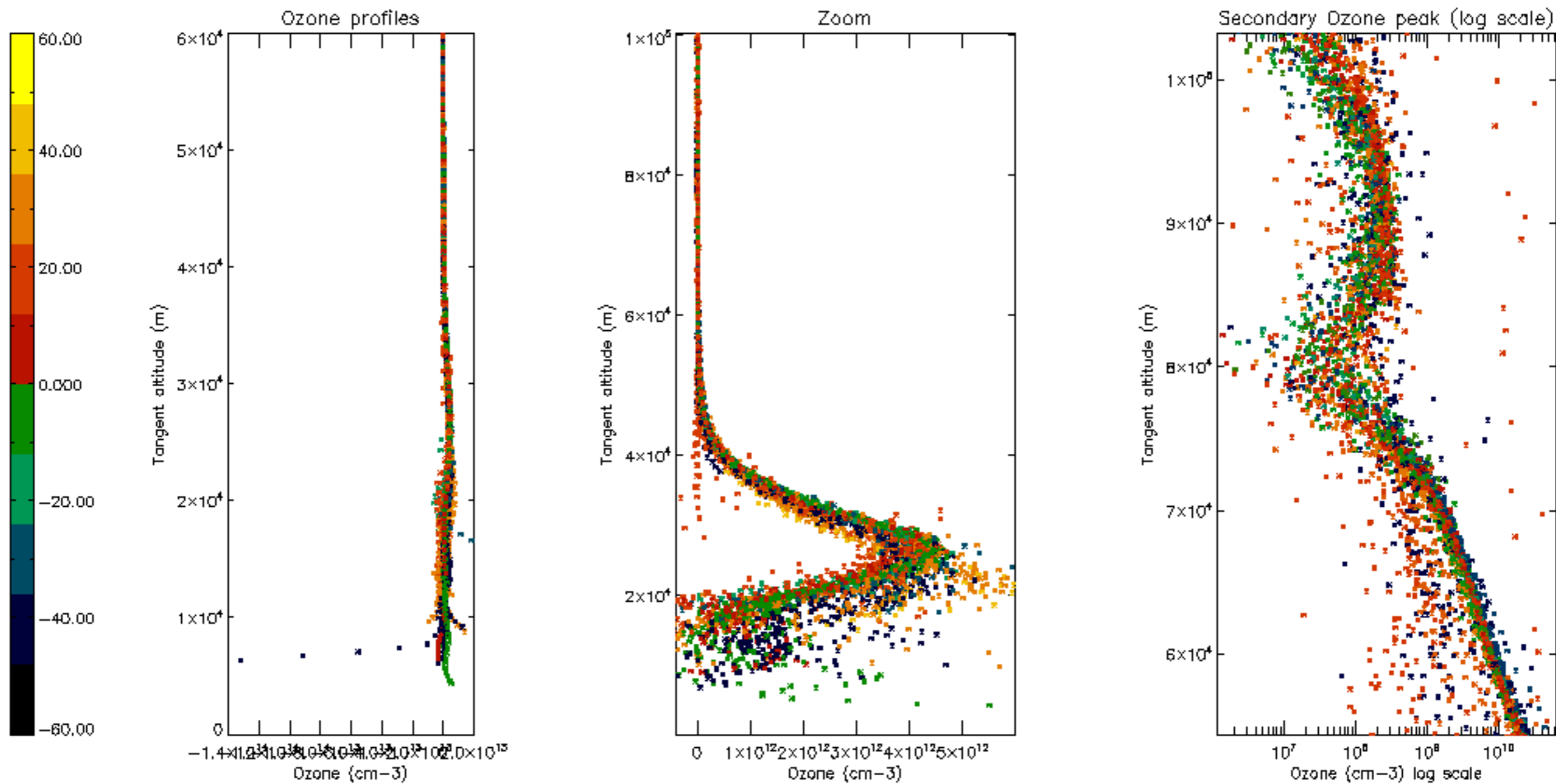


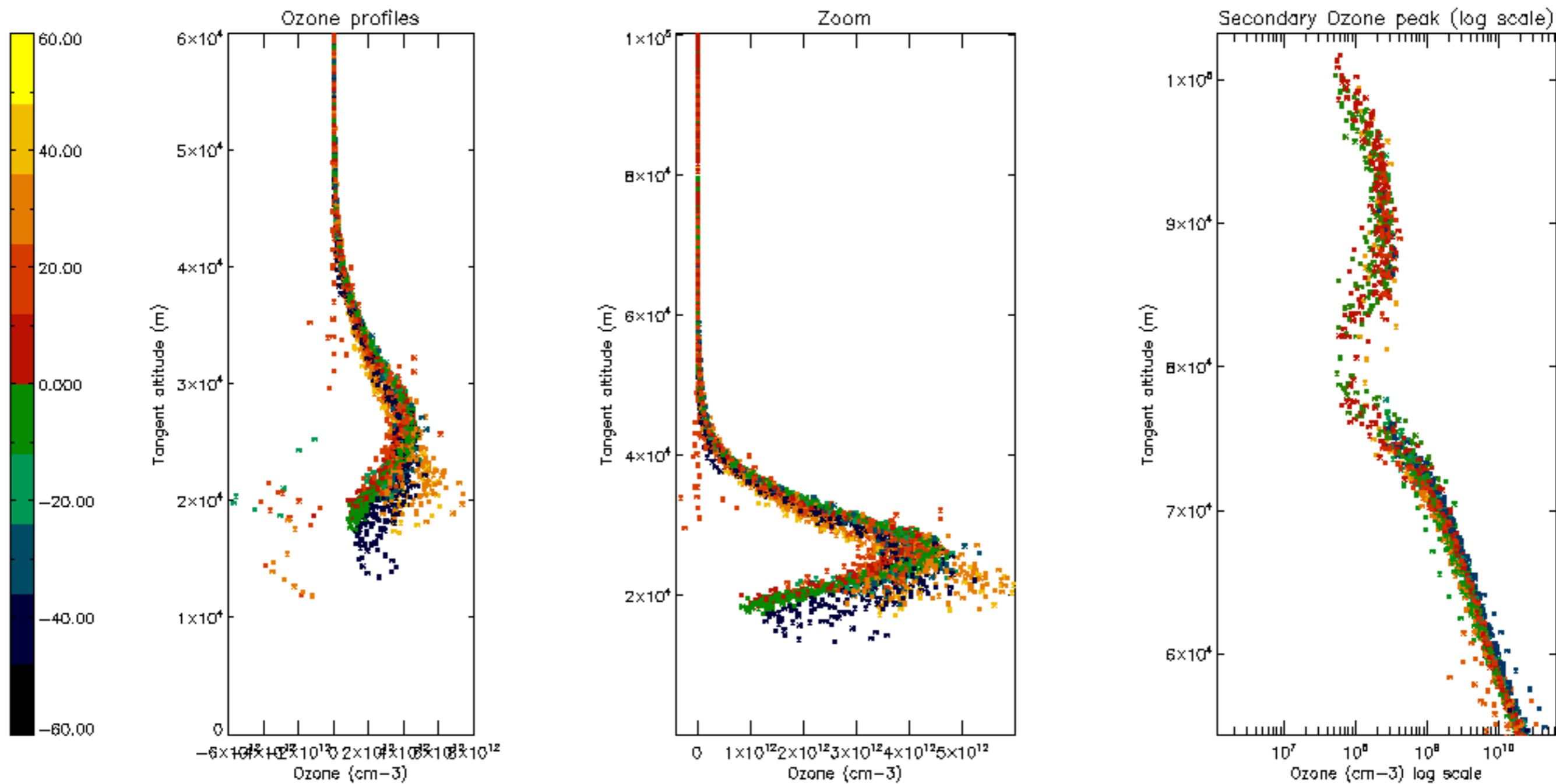
Percentage of star falling outside central band per profile

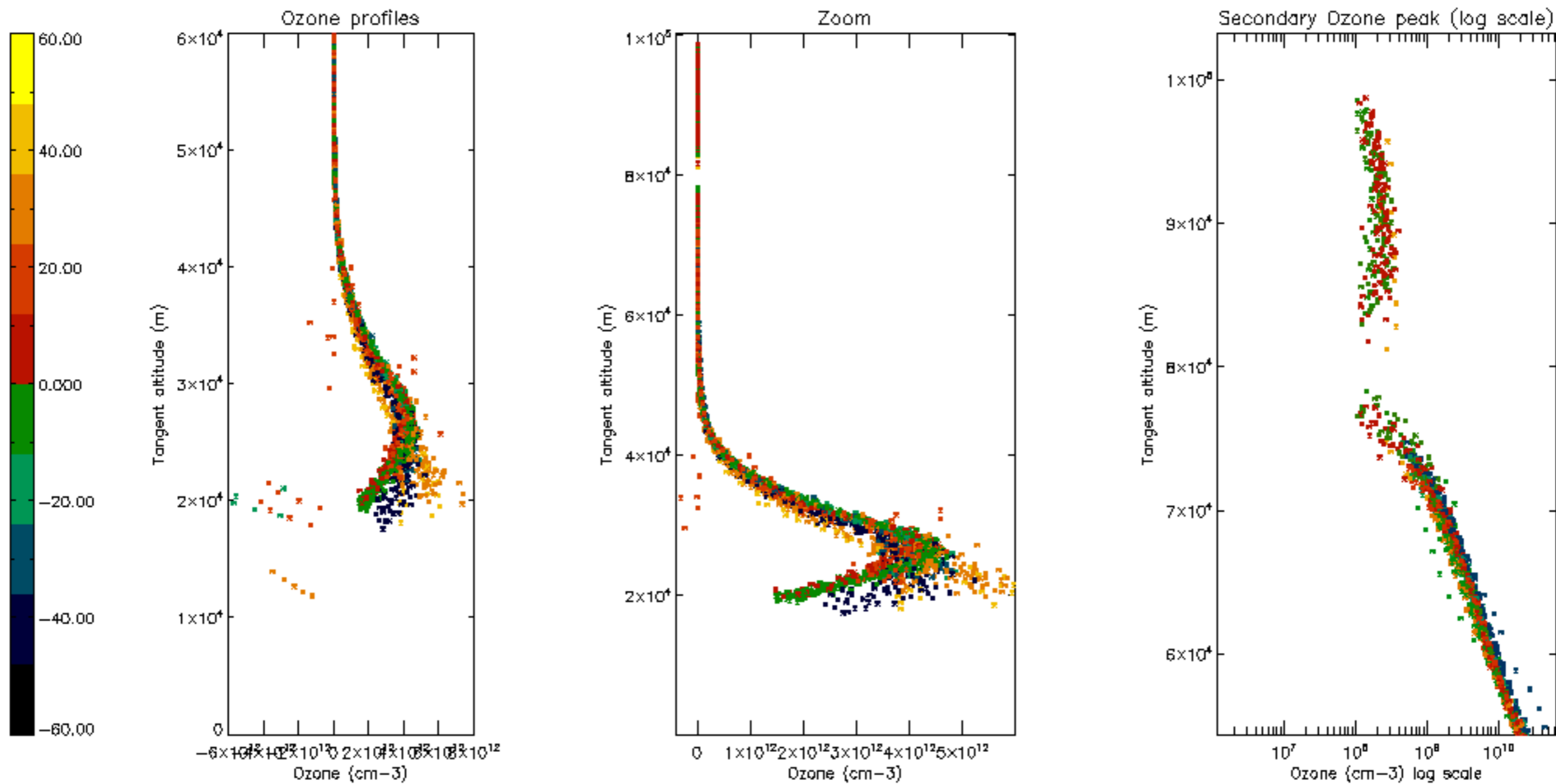


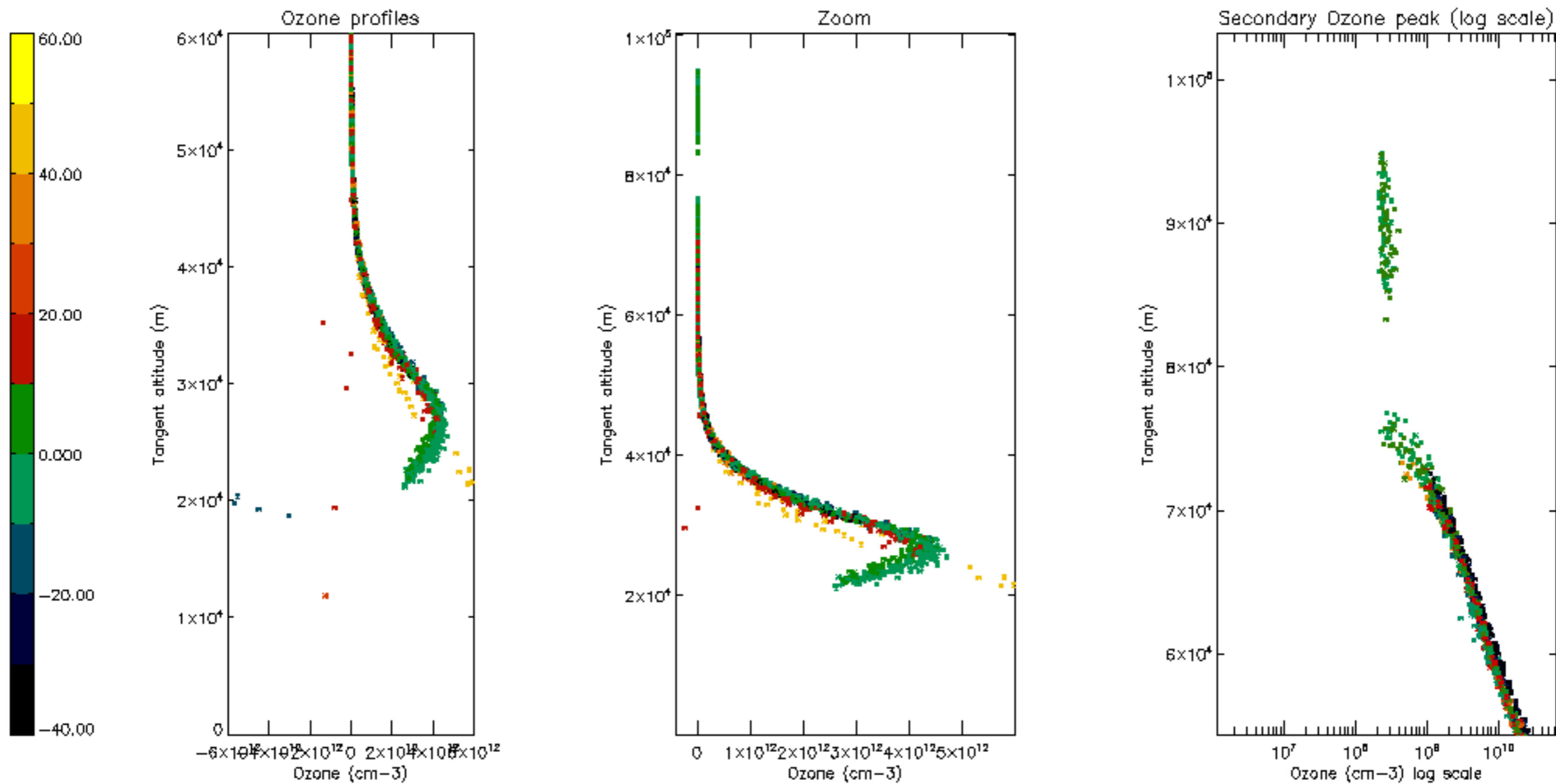
Percentage of saturation errors per profile



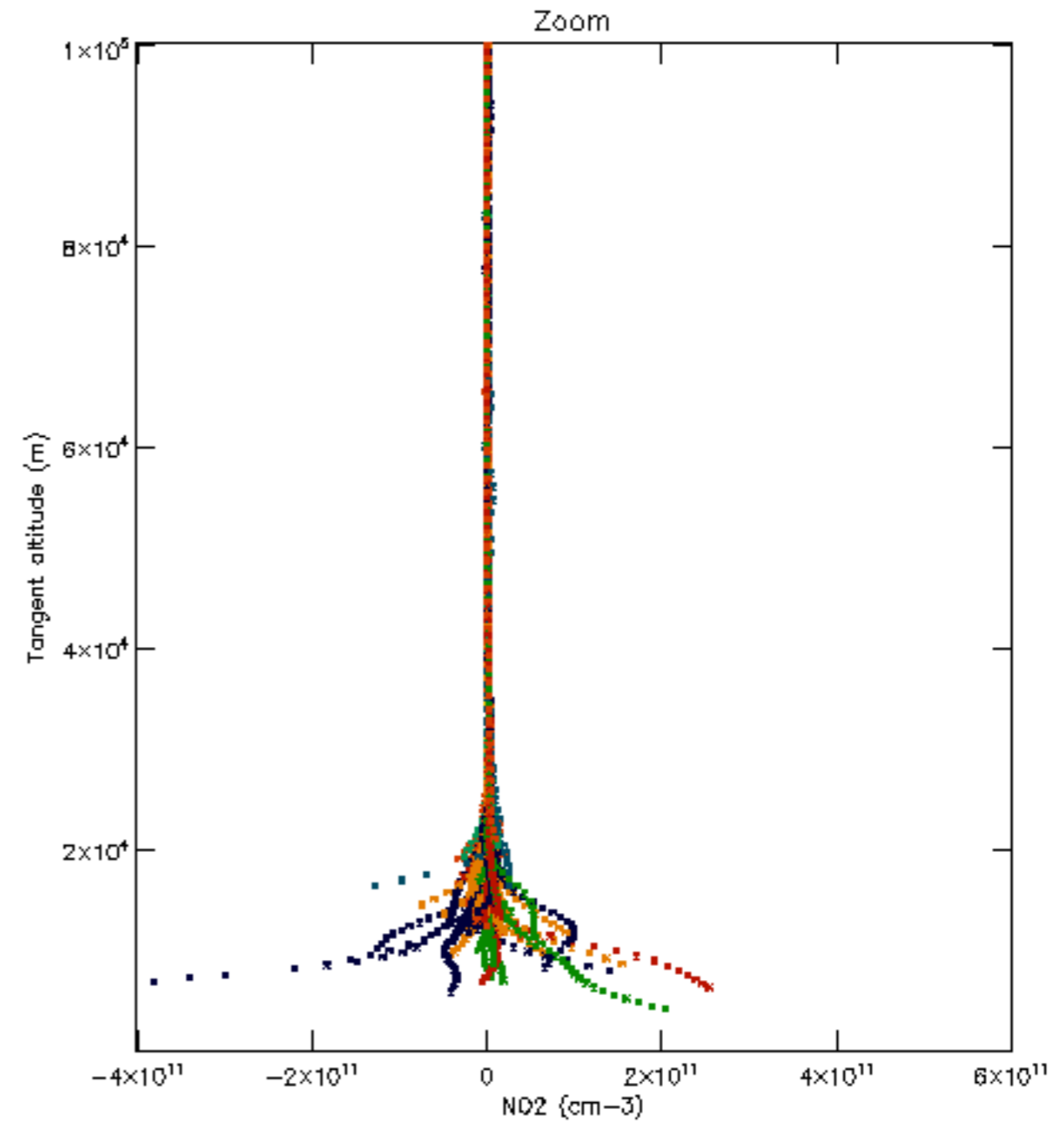
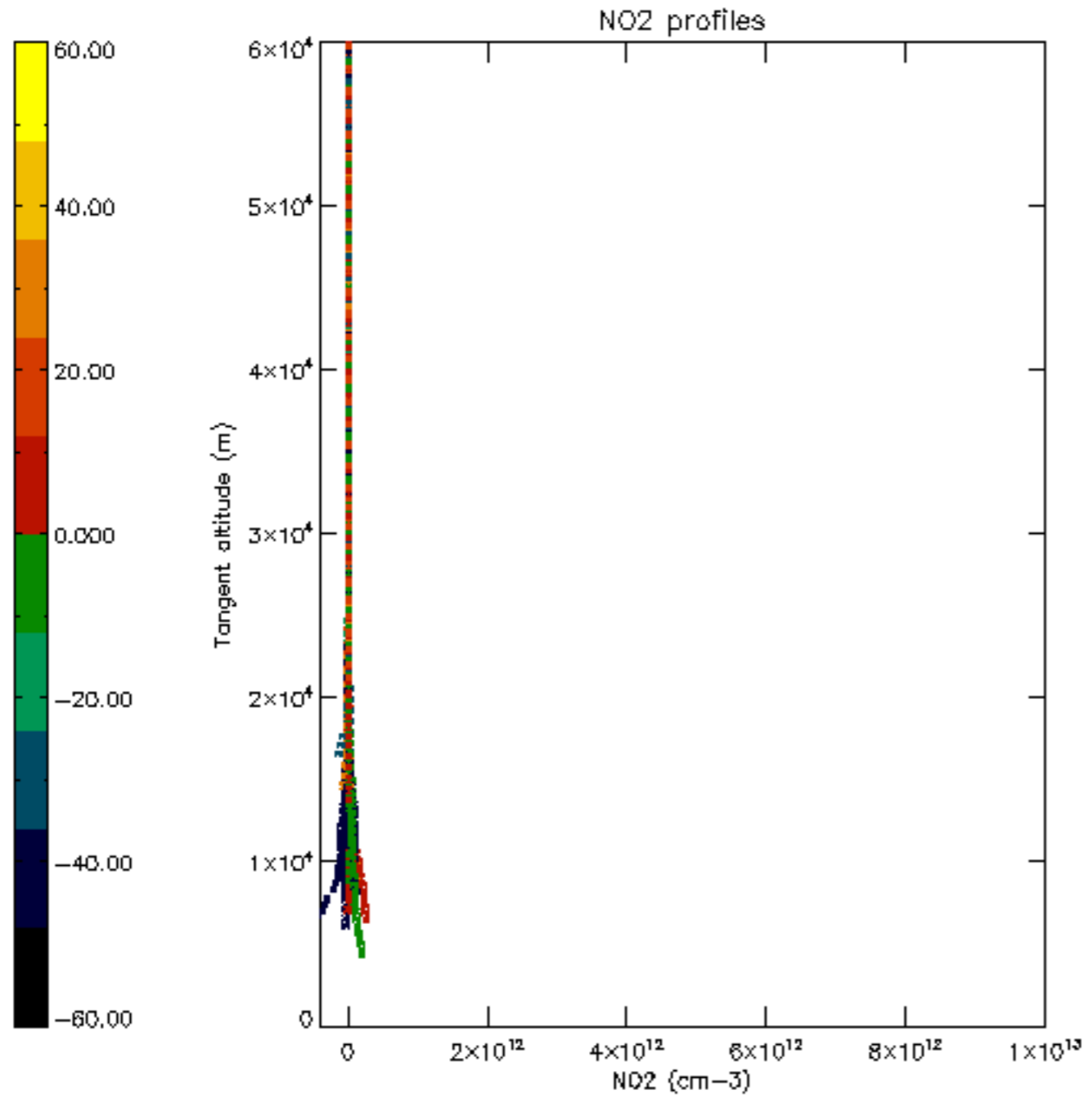


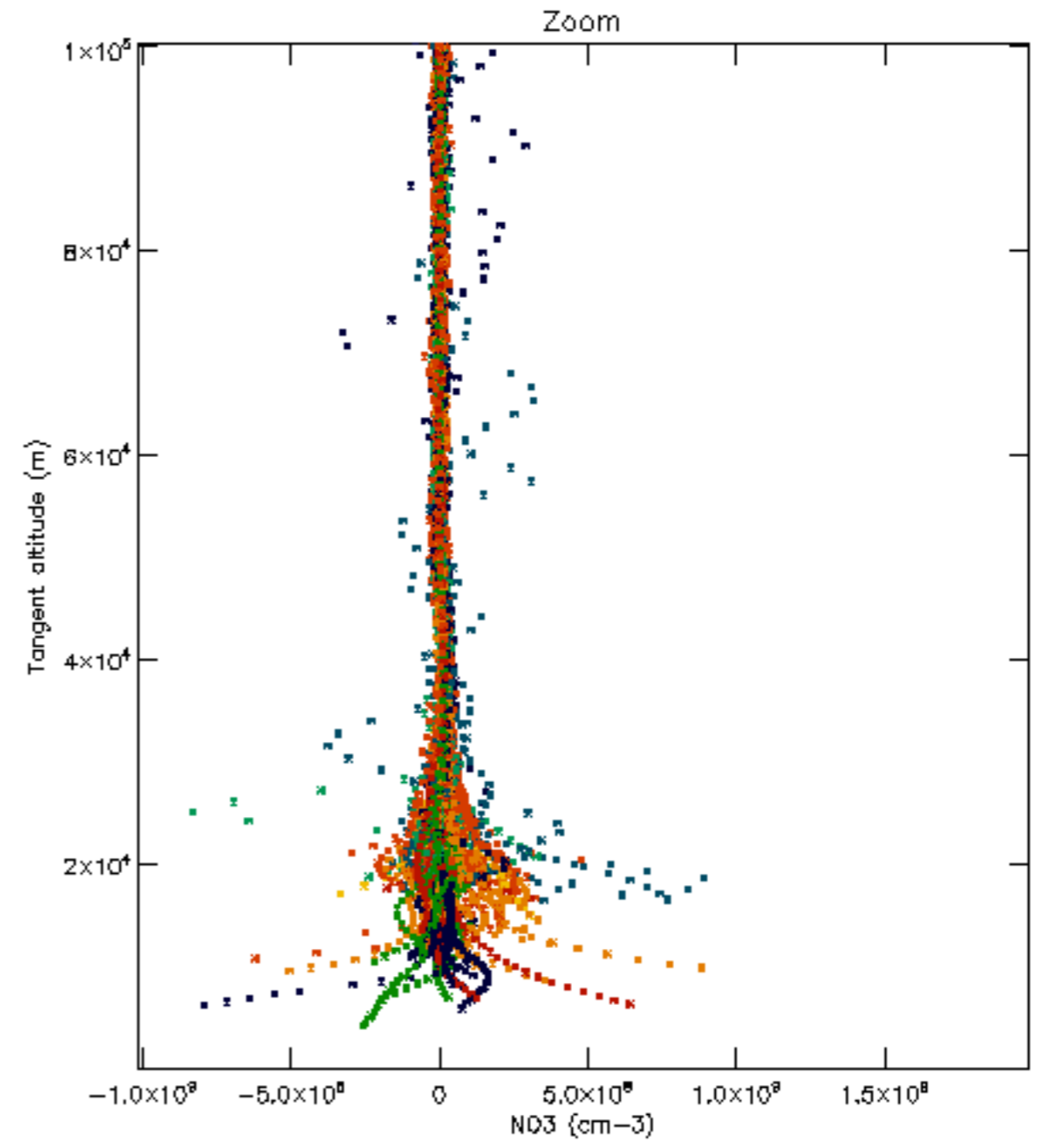
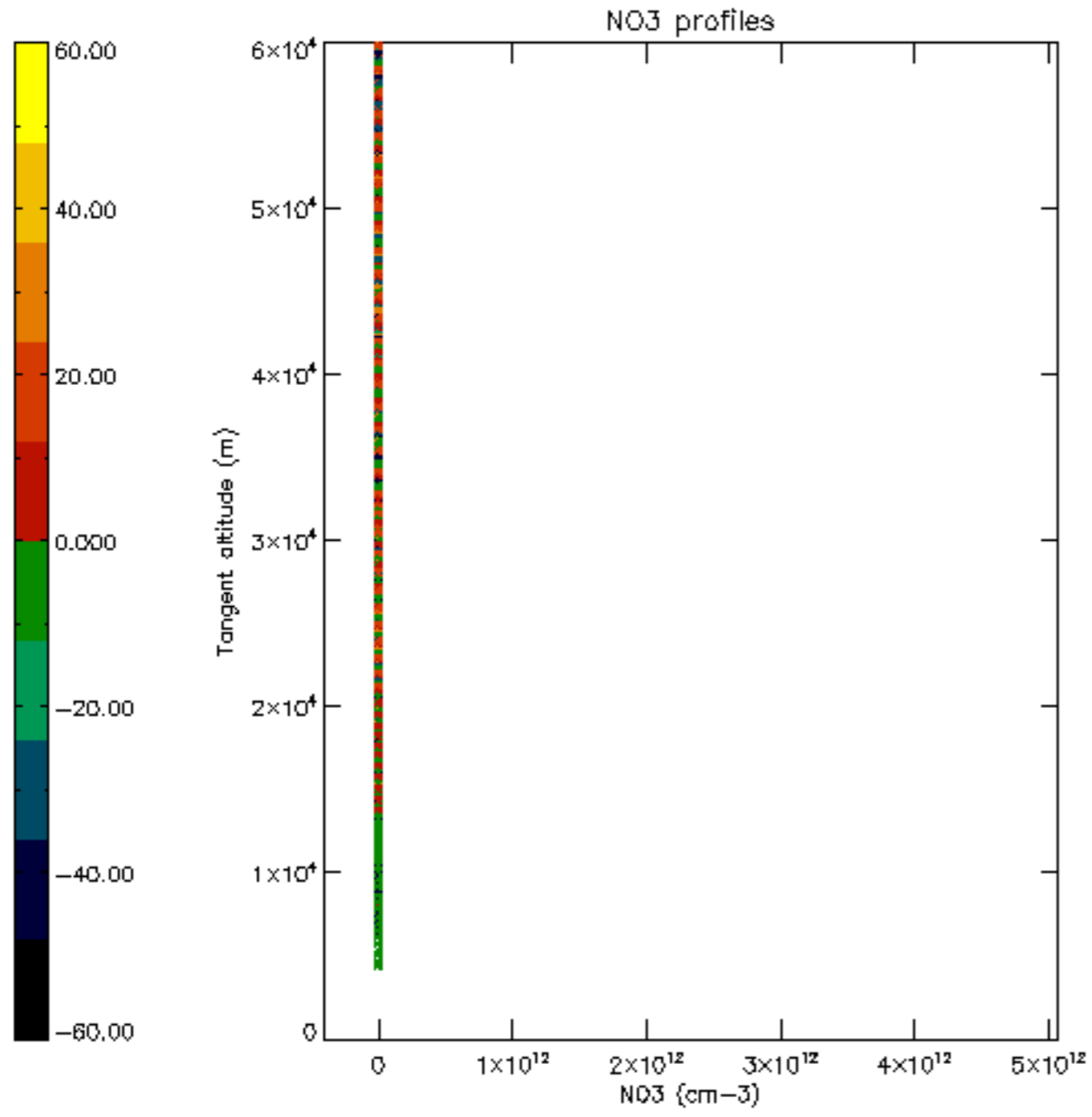


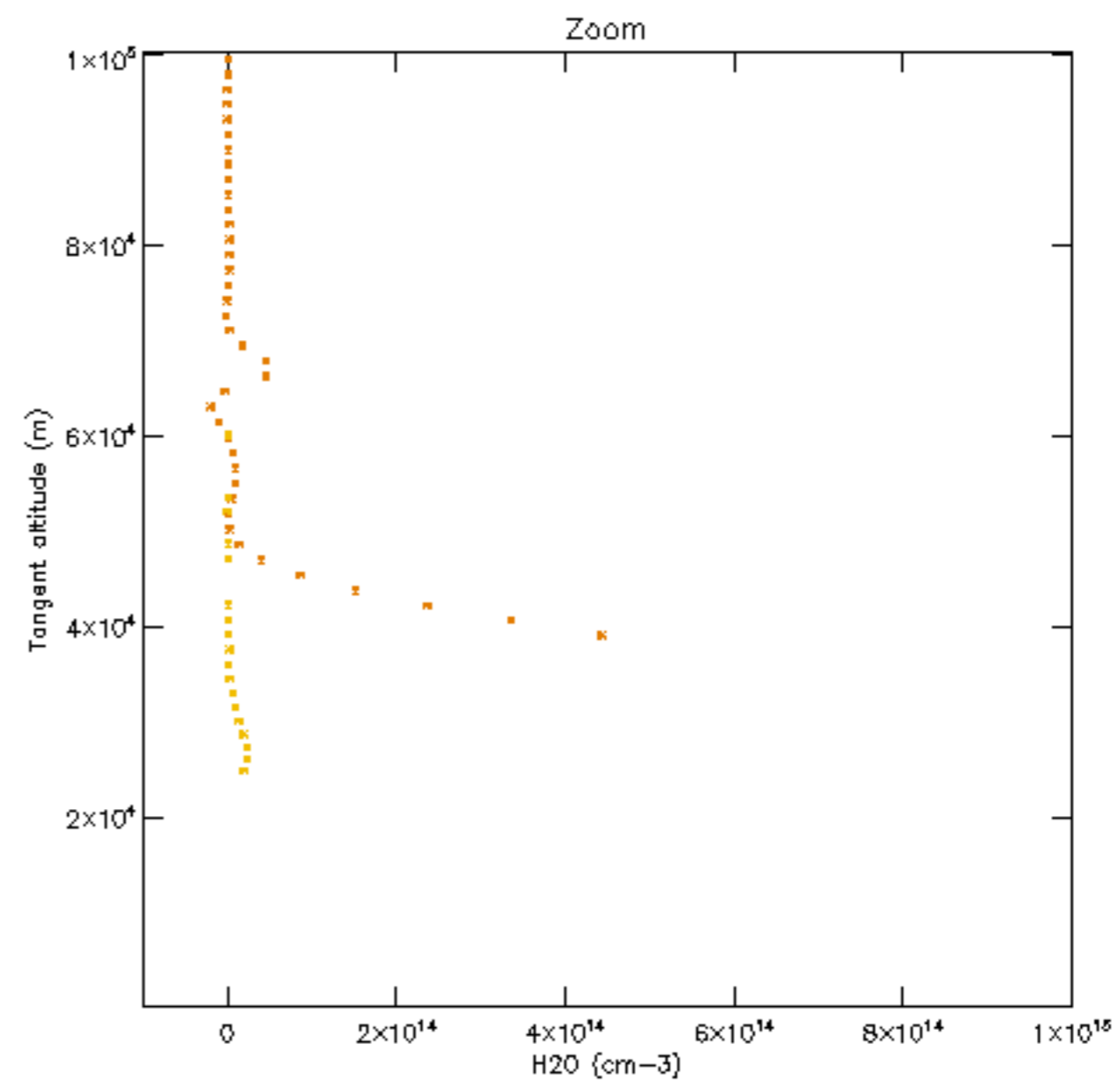
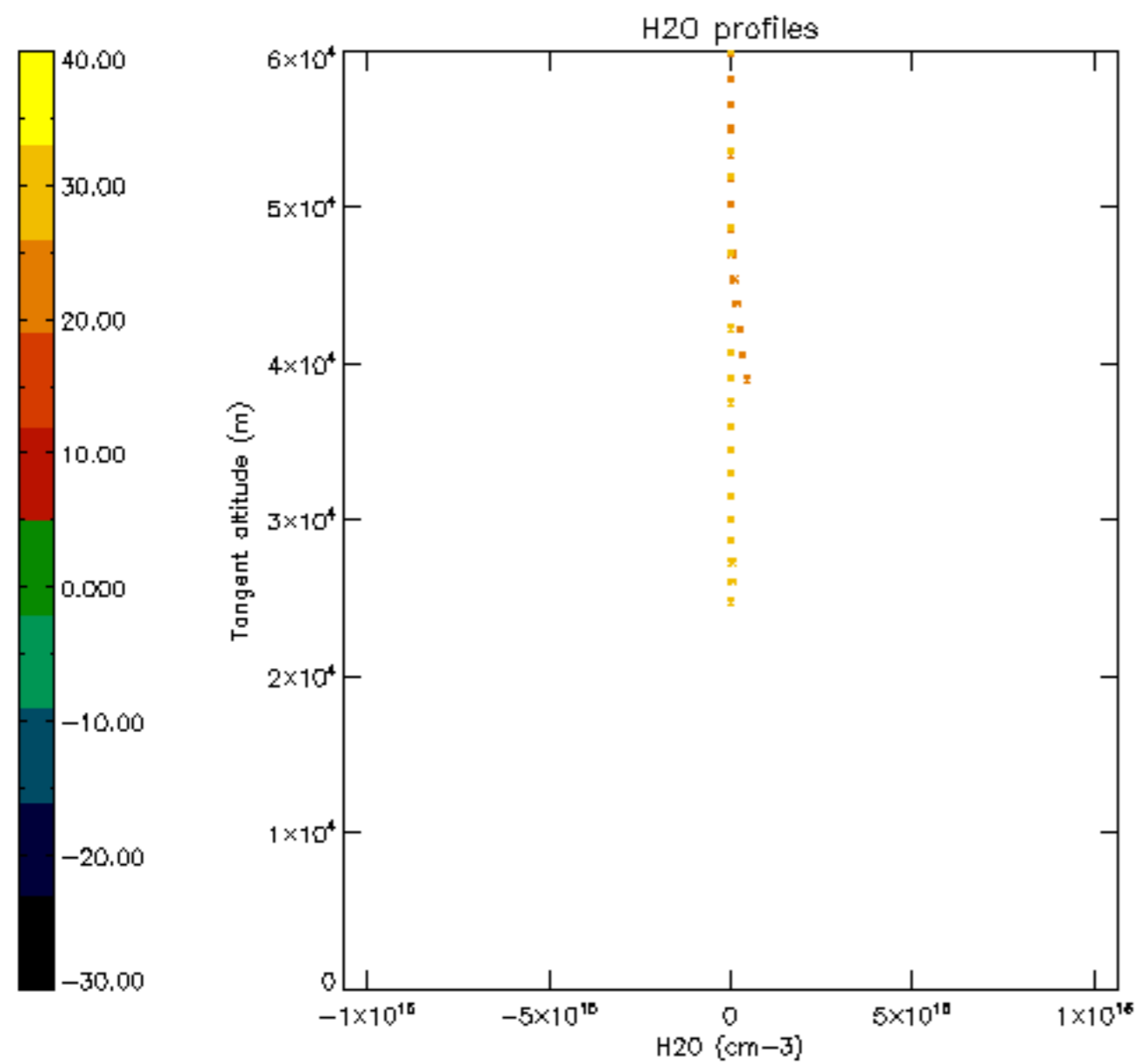


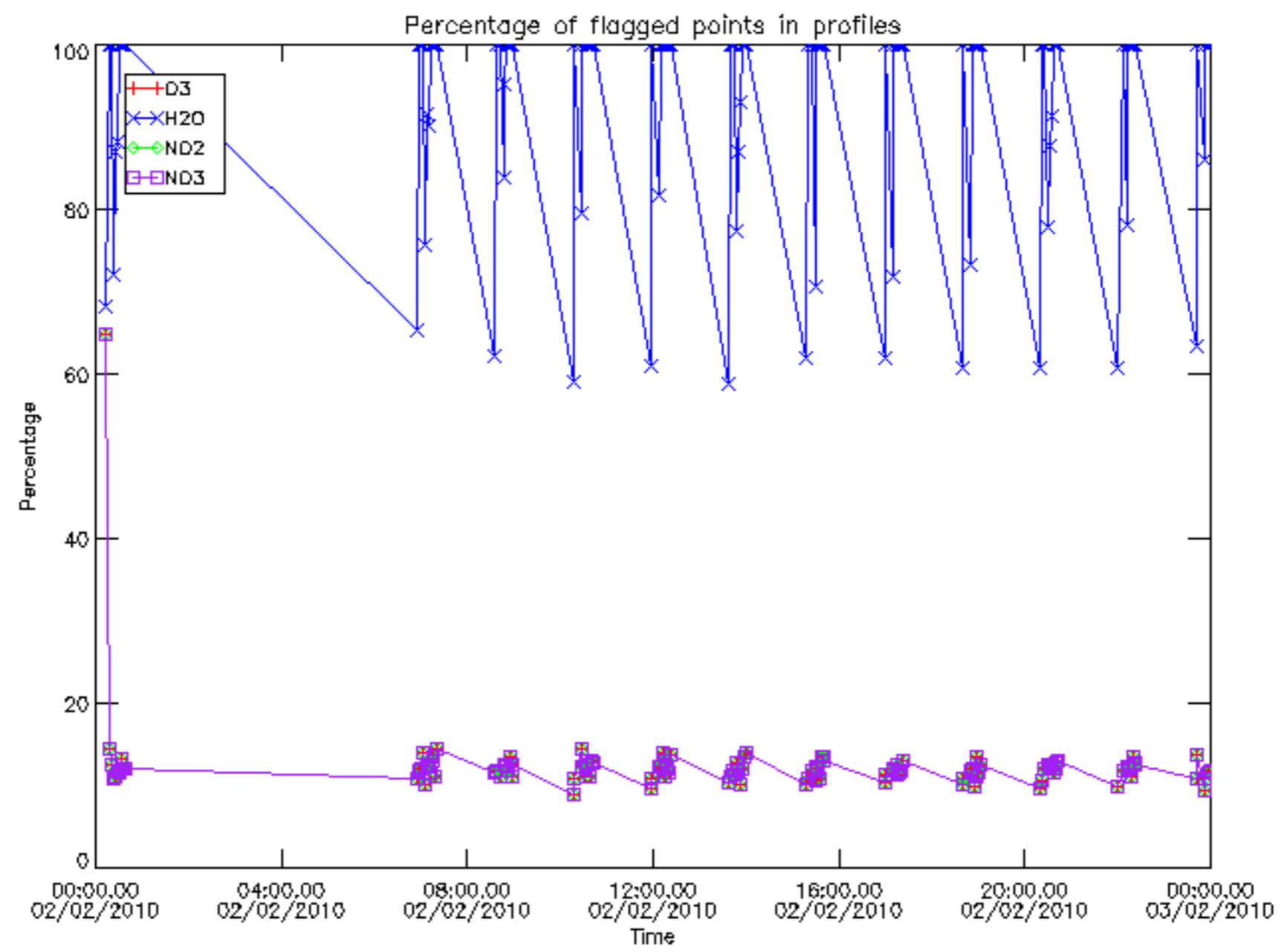




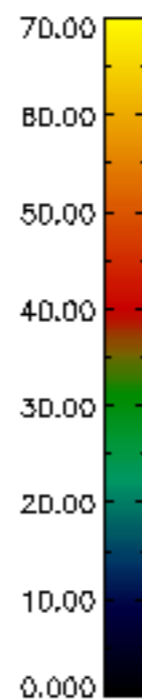
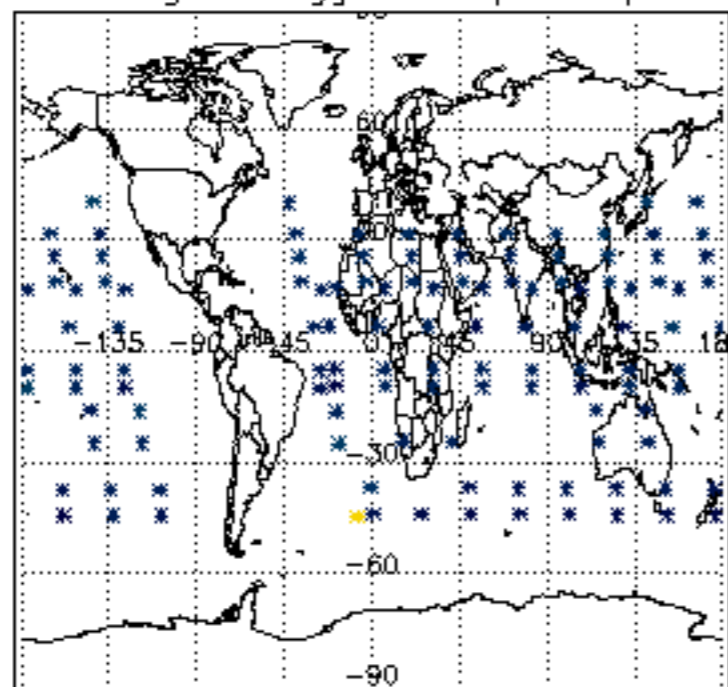




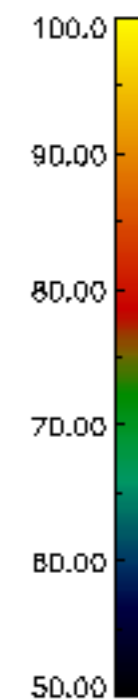
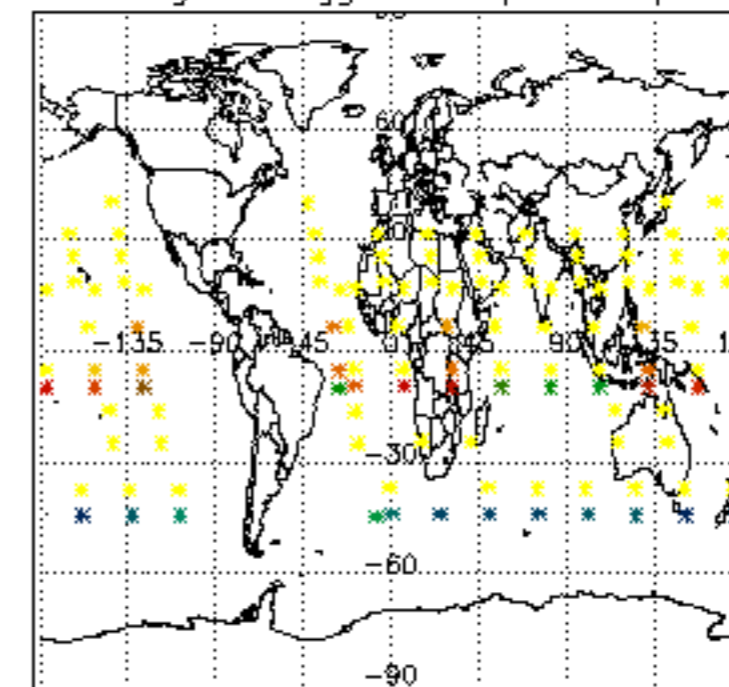




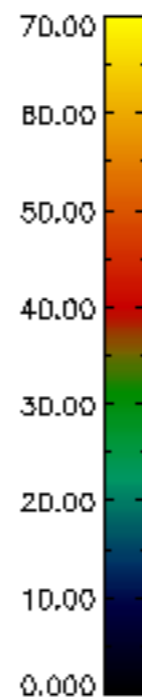
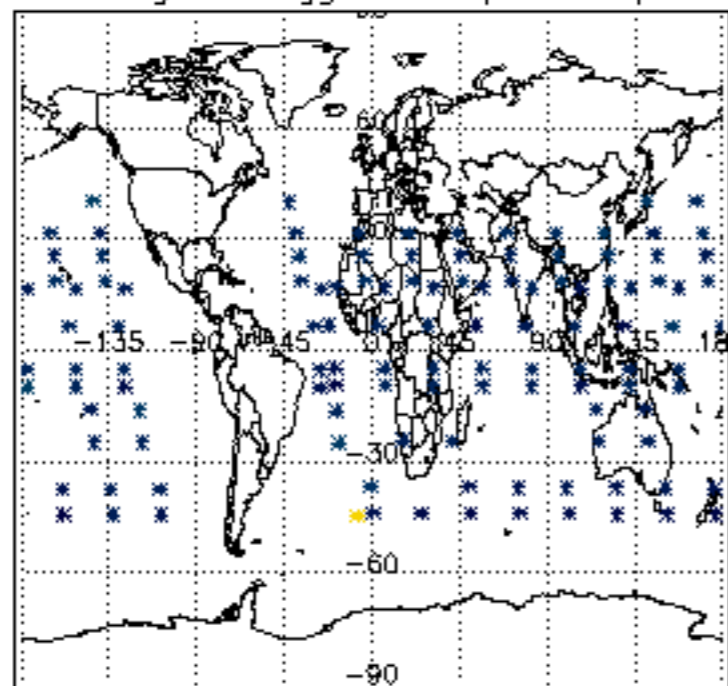
Percentage of flagged data per D3 profile



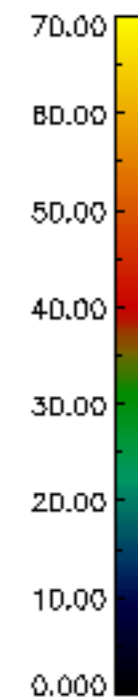
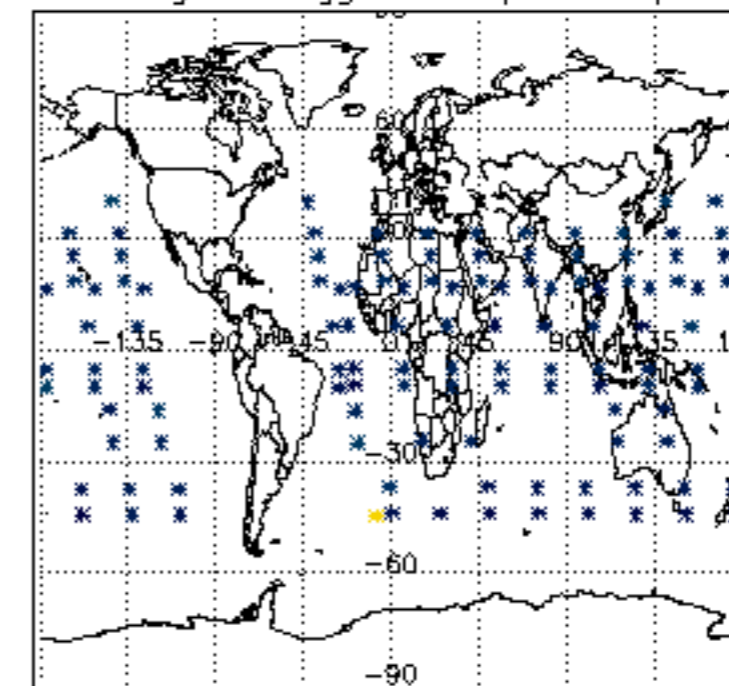
Percentage of flagged data per H2O profile

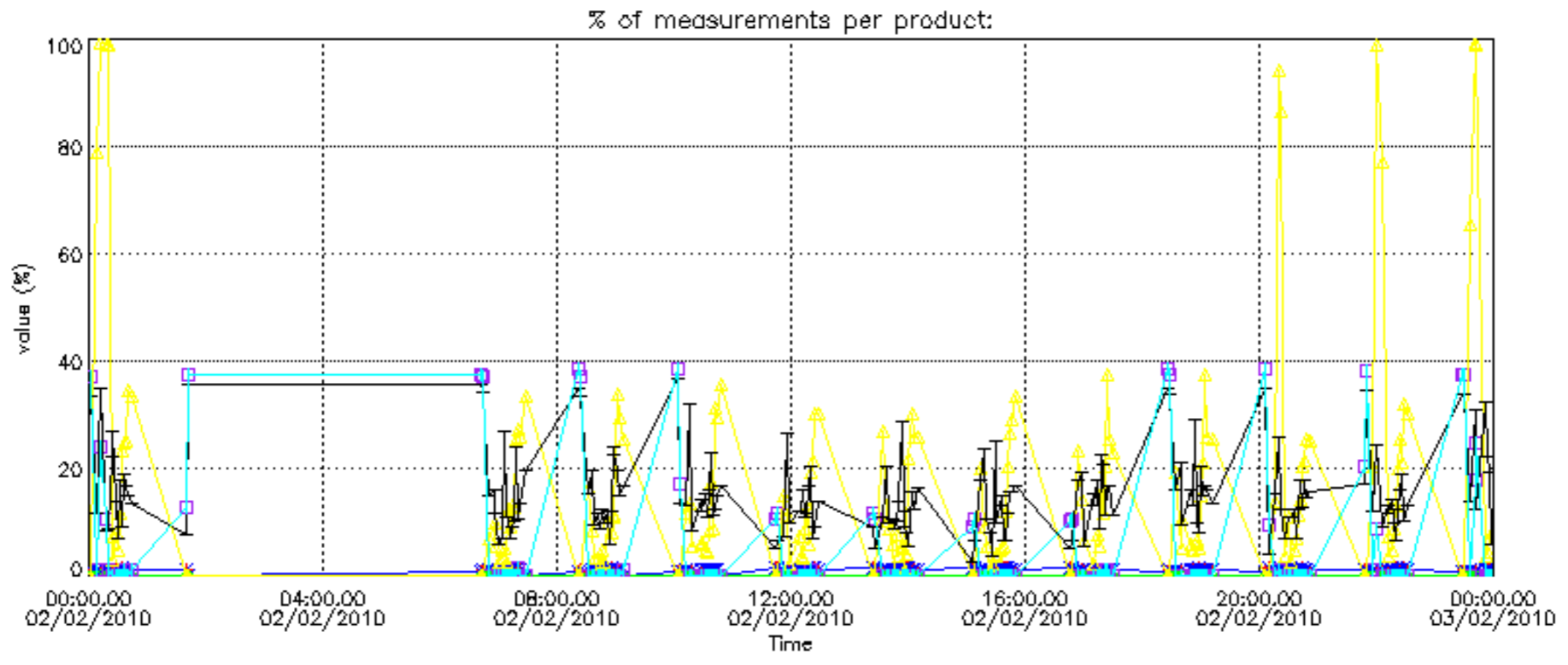


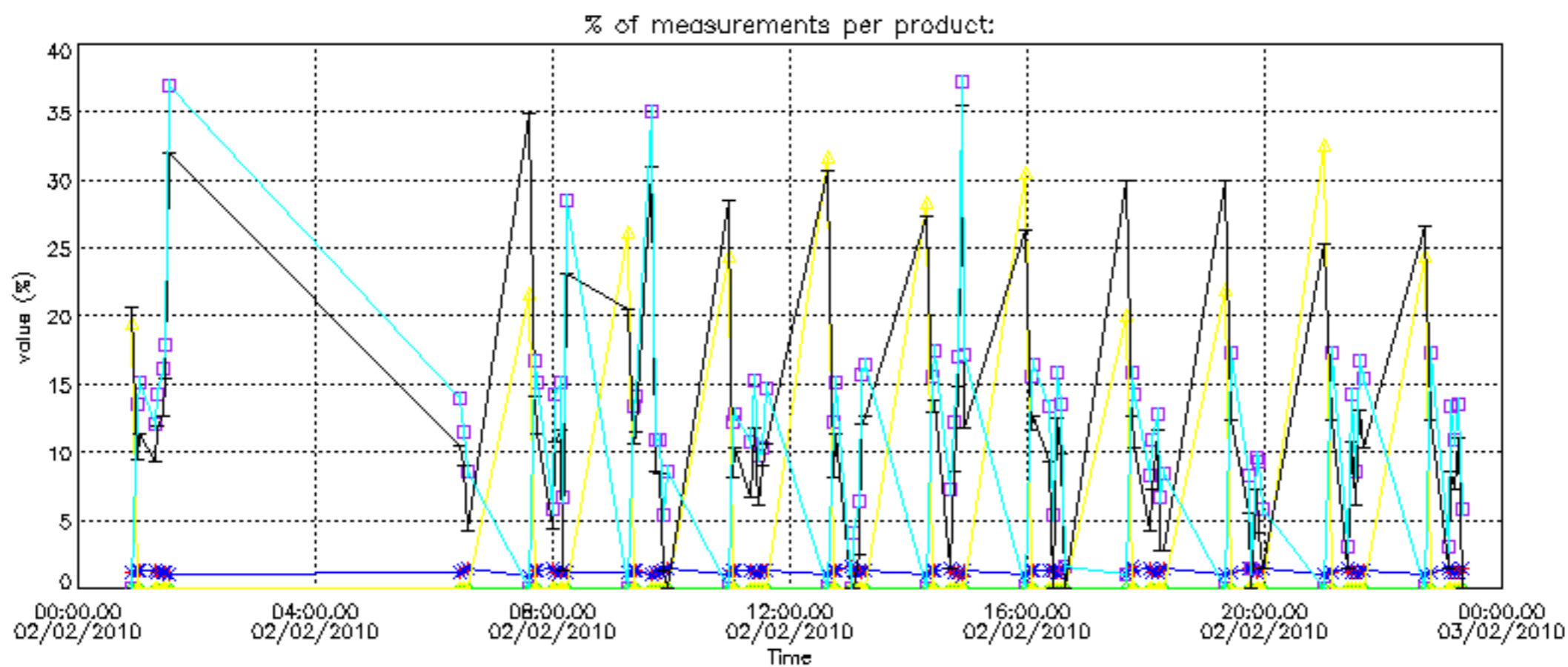
Percentage of flagged data per NO2 profile



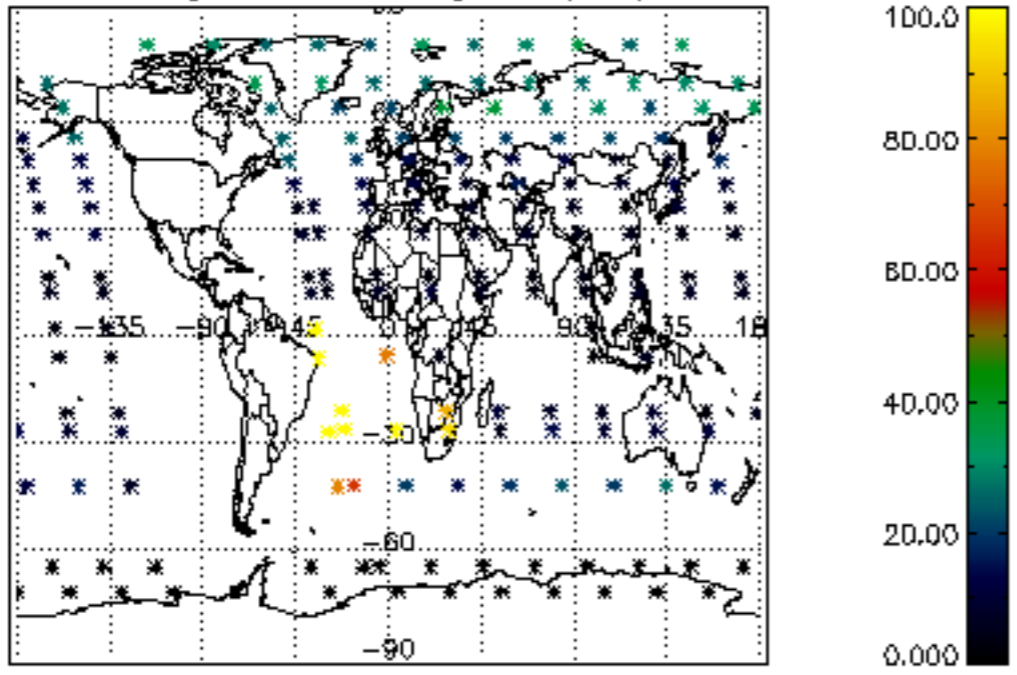
Percentage of flagged data per NO3 profile



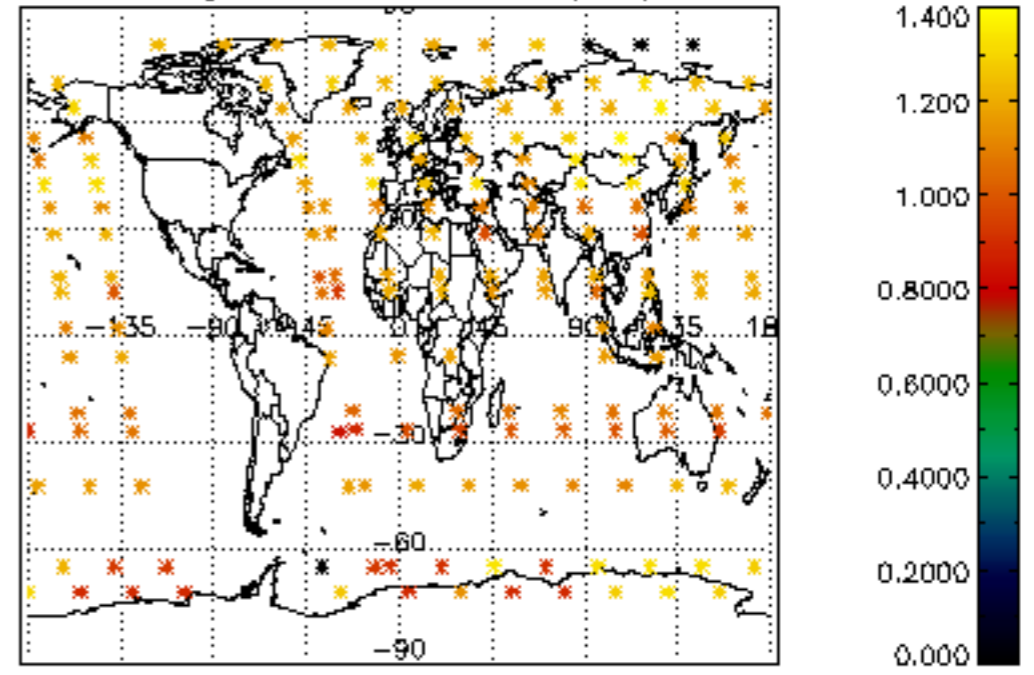




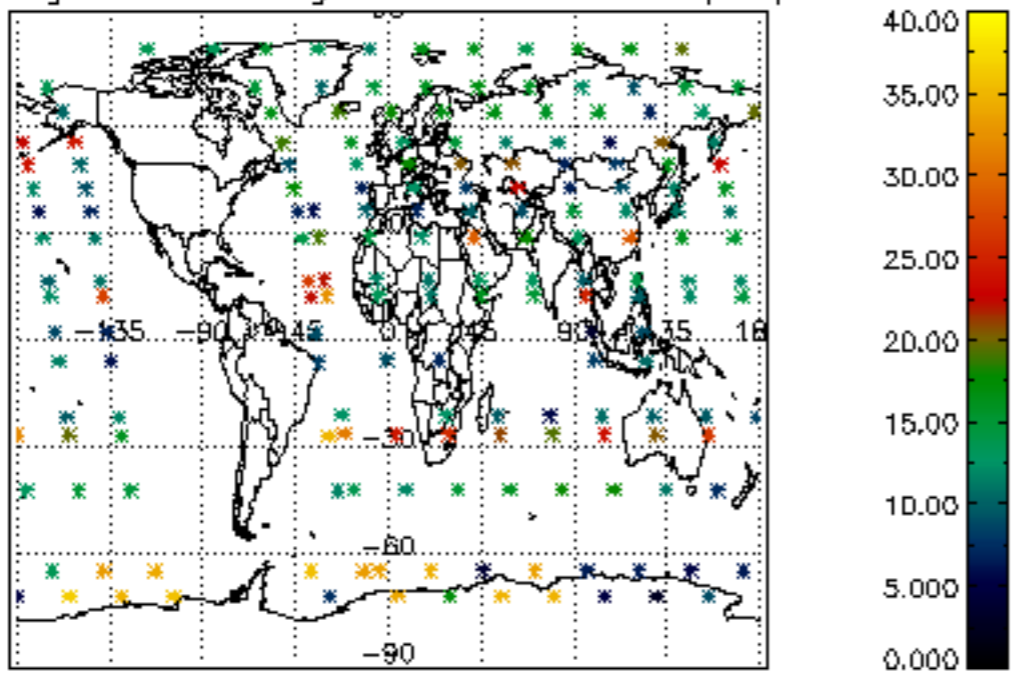
Percentage of cosmic ray hits per profile



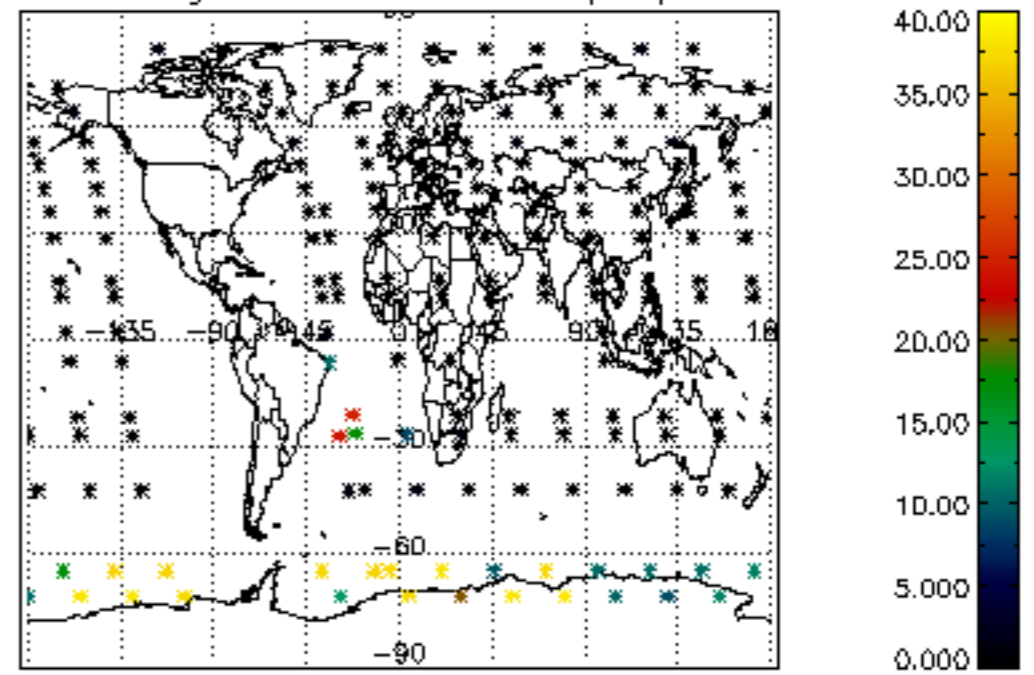
Percentage of datation errors per profile



Percentage of star falling outside central band per profile

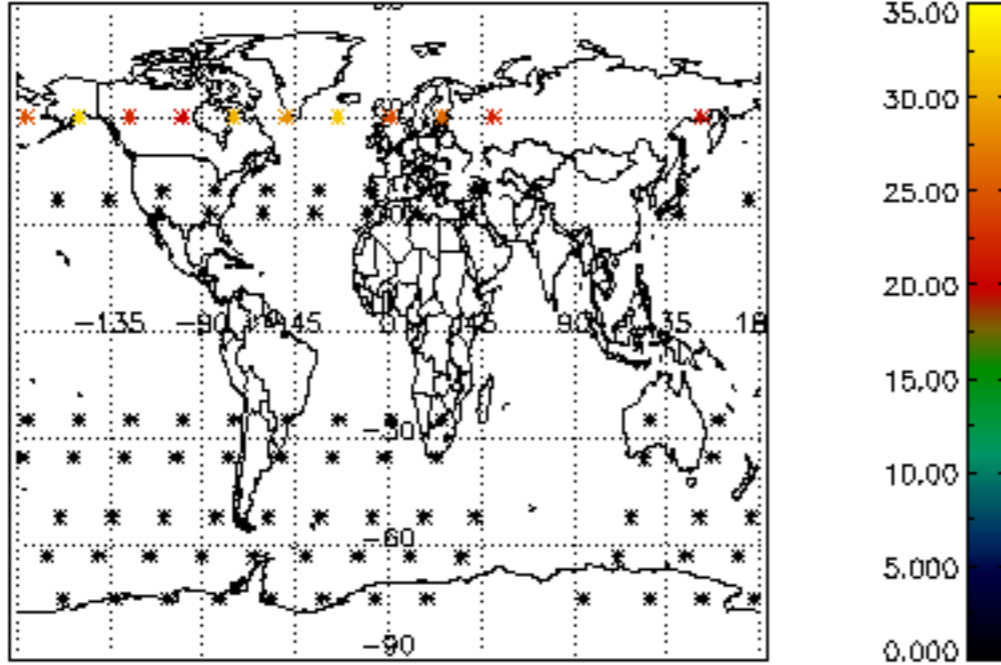


Percentage of saturation errors per profile

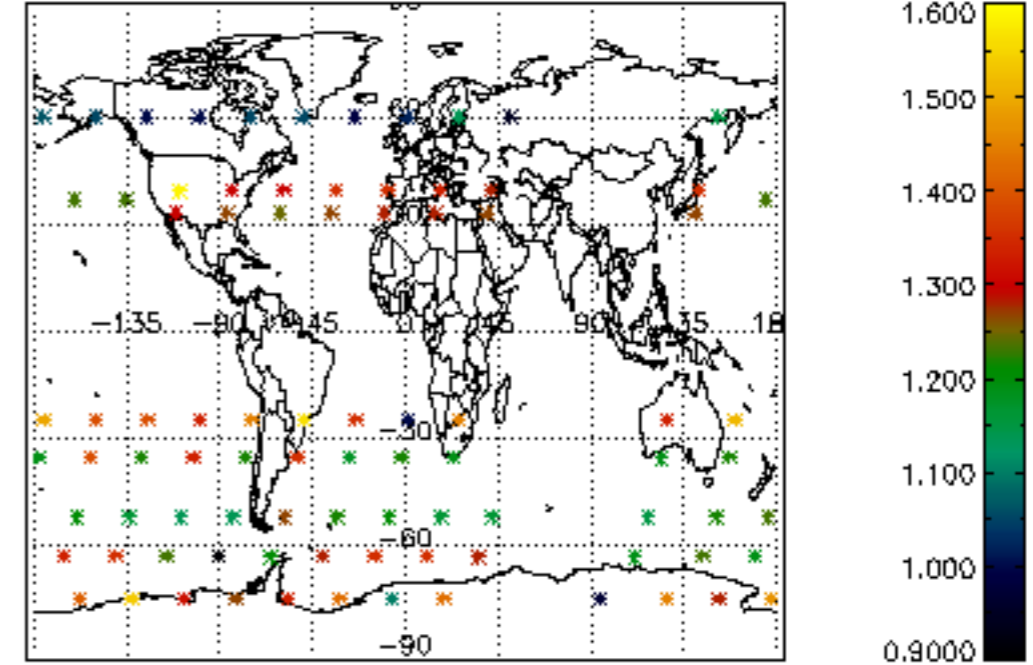




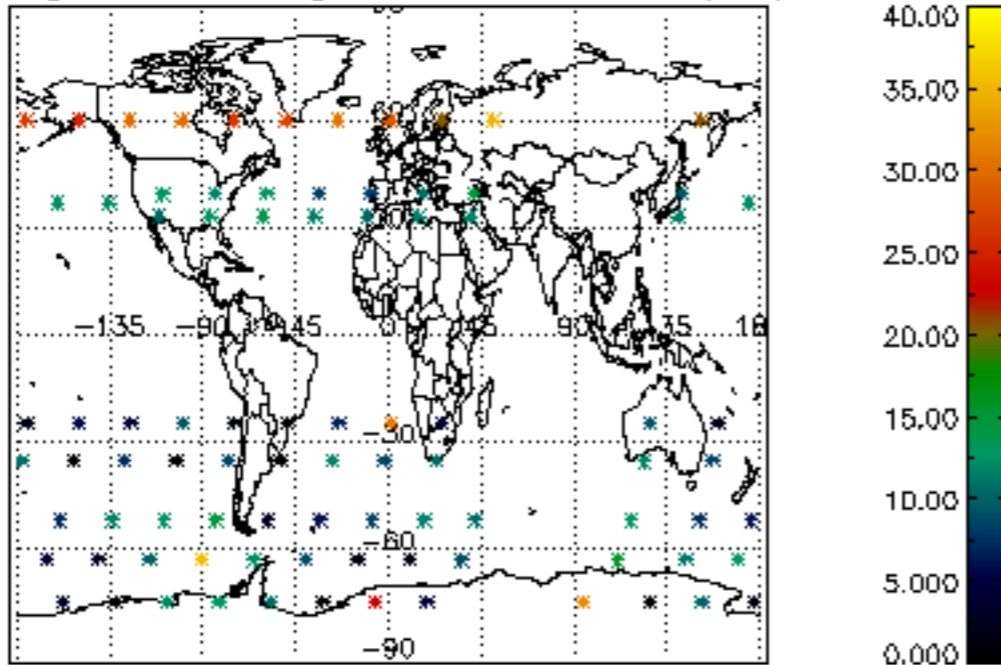
Percentage of cosmic ray hits per profile



Percentage of datation errors per profile



Percentage of star falling outside central band per profile



Percentage of saturation errors per profile

