

GOMOS Level 2 Daily Report

SUMMARY

[1. General Info](#)

[2. Summary of processed GOM_NL_2P products](#)

[3. Level 2 Quality information per product](#)

[3.1 Plot of level 2 quality information per product \(time dependant\)](#)

[3.2 Plot of level 2 quality information per product \(world map\)](#)

[4. Level 1 Quality information per product \(stored on level 2 products\)](#)

[4.1 Plot of level 1 quality information per product \(time dependant\)](#)

[4.1.1 Plot of level 1 quality information per product \(time dependant\): ASCENDING](#)

[4.1.2 Plot of level 1 quality information per product \(time dependant\): DESCENDING](#)

[4.2 Plot of level 1 quality information per product \(world map\)](#)

[4.2.1 Plot of level 1 quality information per product \(world map\): ASCENDING](#)

[4.2.2 Plot of level 1 quality information per product \(world map\): DESCENDING](#)

[5. Ozone profiles based on quality statistics and other trace gas profiles](#)

[5.1 Ozone statistics based on quality of products](#)

[5.2 Plot ozone profiles for all STD \(dark without errors\)](#)

[5.3 Plot ozone profiles where STD < 20% \(dark without errors\)](#)

[5.4. Plot ozone profiles where STD < 10% \(dark without errors\)](#)

[5.5. Plot ozone profiles where STD < 5% \(dark without errors\)](#)

[5.6 Plot NO2 profiles for all STD \(dark without errors\)](#)

[5.7 Plot NO3 profiles for all STD \(dark without errors\)](#)

[5.8 Plot H2O profiles \(only for occultations of stars 1,2,3,4,13,14,16,26,63 dark without errors\) for all STD](#)

[6. Auxiliary Data Files used for the production reported in section 2](#)

This report presents the daily analysis on parameters extracted from GOMOS level 2 data (GOM_NL__2P). It is intended to monitor some important parameters that will impact the quality of these products. A list of level 2 products (and content) that have arrived during the reporting day to the PCF is also given.

Item	Value
Time of report generation	26APR2013 16:32:23
Data source version	GOMOS/6.01
Start time of products	19-01-2010 (19JAN2010 00:00:00)
Stop time of products	20-01-2010 (20JAN2010 00:00:00)
Store outputs in DB	Yes
Nb of level 2 prods	396
Nb of prods with errors	0

2. Summary of processed GOM_NL__2P products.

Nr	Filename	UTC Start time	Limb	Duration	Star Id	Star Name	Star Mag	Star Temp	Nb Meas	Orbit	Prod. error
1	GOM_NL__2PRFIN20100119_000132_000000422086_00102_41238_0823.N1	19-JAN-2010 00:01:32	Bright	42.000	24	66Alp Gem	1.5800	10200.	84	41238	No
2	GOM_NL__2PRFIN20100119_000424_000000392086_00102_41238_0824.N1	19-JAN-2010 00:04:24	Bright	38.500	42	34Bet Aur	1.9000	10200.	77	41238	No
3	GOM_NL__2PRFIN20100119_001657_000000352086_00102_41238_0825.N1	19-JAN-2010 00:16:57	Bright	34.500	49	1Alp UMi	1.9900	6300.0	69	41238	No
4	GOM_NL__2PRFIN20100119_002046_000000402086_00102_41238_0826.N1	19-JAN-2010 00:20:46	Bright	39.500	60	7Bet UMi	2.0810	3950.0	79	41238	No
5	GOM_NL__2PRFIN20100119_002511_000000412086_00102_41238_0827.N1	19-JAN-2010 00:25:11	Bright	41.000	119	14Eta Dra	2.7270	4700.0	82	41238	No
6	GOM_NL__2PRFIN20100119_002753_000000522086_00102_41238_0828.N1	19-JAN-2010 00:27:53	Bright	52.000	130	23Bet Dra	2.7990	5800.0	104	41238	No
7	GOM_NL__2PRFIN20100119_003413_000000382086_00102_41238_0829.N1	19-JAN-2010 00:34:13	Bright	37.500	133	40Zet Her	2.8070	6000.0	75	41238	No
8	GOM_NL__2PRFIN20100119_003723_000000392086_00102_41238_0830.N1	19-JAN-2010 00:37:23	Bright	39.000	127	27Bet Her	2.7810	4700.0	78	41238	No
9	GOM_NL__2PRFIN20100119_003904_000000522086_00102_41238_0831.N1	19-JAN-2010 00:39:04	Bright	52.000	59	55Alp Oph	2.0800	8900.0	104	41238	No
10	GOM_NL__2PRFIN20100119_004514_000000382086_00102_41238_0832.N1	19-JAN-2010 00:45:14	Bright	38.000	120	1Del Oph	2.7340	3200.0	76	41238	No
11	GOM_NL__2PRFIN20100119_004713_000000522086_00102_41238_0833.N1	19-JAN-2010 00:47:13	Bright	51.500	86	35Eta Oph	2.4300	10200.	103	41238	No
12	GOM_NL__2PRFIN20100119_005100_000000502086_00102_41238_0834.N1	19-JAN-2010 00:51:00	Twilight	50.000	16	21Alp Sco	1.0200	3000.0	100	41238	No
13	GOM_NL__2PRFIN20100119_005814_000000462086_00102_41238_0835.N1	19-JAN-2010 00:58:14	Dark	45.500	109	Bet Lup	2.6770	26000.	91	41238	No
14	GOM_NL__2PRFIN20100119_005944_000000422086_00102_41238_0836.N1	19-JAN-2010 00:59:44	Dark	42.000	78	Alp Lup	2.3040	28000.	84	41238	No
15	GOM_NL__2PRFIN20100119_010208_000000522086_00103_41239_0819.N1	19-JAN-2010 01:02:08	Dark	52.000	4	Alp1Cen	-0.010000	5800.0	104	41239	No
16	GOM_NL__2PRFIN20100119_010636_000000452086_00103_41239_0820.N1	19-JAN-2010 01:06:36	Dark	45.000	12	Alp1Cru	0.77500	30000.	90	41239	No
17	GOM_NL__2PRFIN20100119_010947_000000382086_00103_41239_0821.N1	19-JAN-2010 01:09:47	Dark	37.500	124	The Car	2.7640	30000.	75	41239	No
18	GOM_NL__2PRFIN20100119_011109_000000382086_00103_41239_0822.N1	19-JAN-2010 01:11:09	Dark	38.000	159	Ups Car	2.9200	7200.0	76	41239	No
19	GOM_NL__2PRFIN20100119_011453_000000432086_00103_41239_0823.N1	19-JAN-2010 01:14:53	Dark	42.500	46	Del Vel	1.9540	10600.	85	41239	No
20	GOM_NL__2PRFIN20100119_011733_000000432086_00103_41239_0824.N1	19-JAN-2010 01:17:33	Dark	42.500	34	Gam2Vel	1.7930	23000.	85	41239	No
21	GOM_NL__2PRFIN20100119_011941_000000432086_00103_41239_0825.N1	19-JAN-2010 01:19:41	Dark	43.000	70	Zet Pup	2.2460	39000.	86	41239	No
22	GOM_NL__2PRFIN20100119_012117_000000432086_00103_41239_0826.N1	19-JAN-2010 01:21:17	Straylight	43.000	117	Pi Pup	2.7060	3800.0	86	41239	No
23	GOM_NL__2PRFIN20100119_012348_000000452086_00103_41239_0827.N1	19-JAN-2010 01:23:48	Straylight	44.500	23	21Eps CMa	1.5020	26000.	89	41239	No
24	GOM_NL__2PRFIN20100119_012724_000000452086_00103_41239_0828.N1	19-JAN-2010 01:27:24	Straylight	45.000	1	9Alp CMa	-1.4400	11000.	90	41239	No
25	GOM_NL__2PRFIN20100119_013352_000000522086_00103_41239_0829.N1	19-JAN-2010 01:33:52	Twilight_stray	51.500	8	10Alp CMi	0.40000	6500.0	103	41239	No
26	GOM_NL__2PRFIN20100119_013654_000000532086_00103_41239_0830.N1	19-JAN-2010 01:36:54	Bright	53.000	44	24Gam Gem	1.9280	11000.	106	41239	No
27	GOM_NL__2PRFIN20100119_013839_000000432086_00103_41239_0831.N1	19-JAN-2010 01:38:39	Bright	42.500	151	13Mu Gem	2.8900	3000.0	85	41239	No
28	GOM_NL__2PRFIN20100119_014207_000000442086_00103_41239_0832.N1	19-JAN-2010 01:42:07	Bright	44.000	24	66Alp Gem	1.5800	10200.	88	41239	No
29	GOM_NL__2PRFIN20100119_014459_000000372086_00103_41239_0833.N1	19-JAN-2010 01:44:59	Bright	36.500	42	34Bet Aur	1.9000	10200.	73	41239	No
30	GOM_NL__2PRFIN20100119_015733_000000322086_00103_41239_0834.N1	19-JAN-2010 01:57:33	Bright	32.000	49	1Alp UMi	1.9900	6300.0	64	41239	No
31	GOM_NL__2PRFIN20100119_020547_000000392086_00103_41239_0835.N1	19-JAN-2010 02:05:47	Bright	38.500	119	14Eta Dra	2.7270	4700.0	77	41239	No
32	GOM_NL__2PRFIN20100119_020829_000000362086_00103_41239_0836.N1	19-JAN-2010 02:08:29	Bright	36.000	130	23Bet Dra	2.7990	5800.0	72	41239	No
33	GOM_NL__2PRFIN20100119_021449_000000552086_00103_41239_0837.N1	19-JAN-2010 02:14:49	Bright	55.000	133	40Zet Her	2.8070	6000.0	110	41239	No
34	GOM_NL__2PRFIN20100119_021800_000000572086_00103_41239_0838.N1	19-JAN-2010 02:18:00	Bright	57.000	127	27Bet Her	2.7810	4700.0	114	41239	No
35	GOM_NL__2PRFIN20100119_021940_000000372086_00103_41239_0839.N1	19-JAN-2010 02:19:40	Bright	37.000	59	55Alp Oph	2.0800	8900.0	74	41239	No
36	GOM_NL__2PRFIN20100119_022550_000000522086_00103_41239_0840.N1	19-JAN-2010 02:25:50	Bright	52.000	120	1Del Oph	2.7340	3200.0	104	41239	No
37	GOM_NL__2PRFIN20100119_022750_000000522086_00103_41239_0841.N1	19-JAN-2010 02:27:50	Bright	52.000	86	35Eta Oph	2.4300	10200.	104	41239	No
38	GOM_NL__2PRFIN20100119_023136_000000472086_00103_41239_0842.N1	19-JAN-2010 02:31:36	Twilight	46.500	16	21Alp Sco	1.0200	3000.0	93	41239	No
39	GOM_NL__2PRFIN20100119_023851_000000412086_00103_41239_0843.N1	19-JAN-2010 02:38:51	Dark	41.000	109	Bet Lup	2.6770	26000.	82	41239	No
40	GOM_NL__2PRFIN20100119_024021_000000432086_00103_41239_0844.N1	19-JAN-2010 02:40:21	Dark	43.000	78	Alp Lup	2.3040	28000.	86	41239	No
41	GOM_NL__2PRFIN20100119_024245_000000472086_00104_41240_0848.N1	19-JAN-2010 02:42:45	Dark	47.000	4	Alp1Cen	-0.010000	5800.0	94	41240	No
42	GOM_NL__2PRFIN20100119_024713_000000422086_00104_41240_0849.N1	19-JAN-2010 02:47:13	Dark	41.500	12	Alp1Cru	0.77500	30000.	83	41240	No

43	GOM_NL__2PRFIN20100119_025024_000000382086_00104_41240_0850.N1	19-JAN-2010 02:50:24	Dark	37.500	124	The Car	2.7640	30000.	75	41240	No
44	GOM_NL__2PRFIN20100119_025146_000000452086_00104_41240_0851.N1	19-JAN-2010 02:51:46	Dark	45.000	159	Ups Car	2.9200	7200.0	90	41240	No
45	GOM_NL__2PRFIN20100119_025338_000000402086_00104_41240_0852.N1	19-JAN-2010 02:53:38	Dark	39.500	71	lot Car	2.2460	7700.0	79	41240	No
46	GOM_NL__2PRFIN20100119_025529_000000452086_00104_41240_0853.N1	19-JAN-2010 02:55:29	Dark	44.500	46	Del Vel	1.9540	10600.	89	41240	No
47	GOM_NL__2PRFIN20100119_025809_000000442086_00104_41240_0854.N1	19-JAN-2010 02:58:09	Dark	44.000	34	Gam2Vel	1.7930	23000.	88	41240	No
48	GOM_NL__2PRFIN20100119_030017_000000422086_00104_41240_0855.N1	19-JAN-2010 03:00:17	Dark	41.500	70	Zet Pup	2.2460	39000.	83	41240	No
49	GOM_NL__2PRFIN20100119_030153_000000442086_00104_41240_0856.N1	19-JAN-2010 03:01:53	Straylight	43.500	117	Pi Pup	2.7060	3800.0	87	41240	No
50	GOM_NL__2PRFIN20100119_030424_000000402086_00104_41240_0857.N1	19-JAN-2010 03:04:24	Straylight	40.000	23	21Eps CMa	1.5020	26000.	80	41240	No
51	GOM_NL__2PRFIN20100119_030800_000000452086_00104_41240_0858.N1	19-JAN-2010 03:08:00	Straylight	45.000	1	9Alp CMa	-1.4400	11000.	90	41240	No
52	GOM_NL__2PRFIN20100119_031428_000000492086_00104_41240_0859.N1	19-JAN-2010 03:14:28	Twilight	49.000	8	10Alp CMi	0.40000	6500.0	98	41240	No
53	GOM_NL__2PRFIN20100119_031730_000000482086_00104_41240_0860.N1	19-JAN-2010 03:17:30	Bright	48.000	44	24Gam Gem	1.9280	11000.	96	41240	No
54	GOM_NL__2PRFIN20100119_031915_000000402086_00104_41240_0861.N1	19-JAN-2010 03:19:15	Bright	40.000	151	13Mu Gem	2.8900	3000.0	80	41240	No
55	GOM_NL__2PRFIN20100119_032242_000000442086_00104_41240_0862.N1	19-JAN-2010 03:22:42	Bright	44.000	24	66Alp Gem	1.5800	10200.	88	41240	No
56	GOM_NL__2PRFIN20100119_032535_000000382086_00104_41240_0863.N1	19-JAN-2010 03:25:35	Bright	38.000	42	34Bet Aur	1.9000	10200.	76	41240	No
57	GOM_NL__2PRFIN20100119_033809_000000342086_00104_41240_0864.N1	19-JAN-2010 03:38:09	Bright	34.000	49	1Alp UMi	1.9900	6300.0	68	41240	No
58	GOM_NL__2PRFIN20100119_034622_000000392086_00104_41240_0865.N1	19-JAN-2010 03:46:22	Bright	38.500	119	14Eta Dra	2.7270	4700.0	77	41240	No
59	GOM_NL__2PRFIN20100119_034905_000000362086_00104_41240_0866.N1	19-JAN-2010 03:49:05	Bright	35.500	130	23Bet Dra	2.7990	5800.0	71	41240	No
60	GOM_NL__2PRFIN20100119_035525_000000382086_00104_41240_0867.N1	19-JAN-2010 03:55:25	Bright	37.500	133	40Zet Her	2.8070	6000.0	75	41240	No
61	GOM_NL__2PRFIN20100119_035836_000000392086_00104_41240_0868.N1	19-JAN-2010 03:58:36	Bright	38.500	127	27Bet Her	2.7810	4700.0	77	41240	No
62	GOM_NL__2PRFIN20100119_040016_000000372086_00104_41240_0869.N1	19-JAN-2010 04:00:16	Bright	37.000	59	55Alp Oph	2.0800	8900.0	74	41240	No
63	GOM_NL__2PRFIN20100119_040626_000000472086_00104_41240_0870.N1	19-JAN-2010 04:06:26	Bright	47.000	120	1Del Oph	2.7340	3200.0	94	41240	No
64	GOM_NL__2PRFIN20100119_040826_000000522086_00104_41240_0871.N1	19-JAN-2010 04:08:26	Bright	52.000	86	35Eta Oph	2.4300	10200.	104	41240	No
65	GOM_NL__2PRFIN20100119_041213_000000492086_00104_41240_0872.N1	19-JAN-2010 04:12:13	Twilight	49.000	16	21Alp Sco	1.0200	3000.0	98	41240	No
66	GOM_NL__2PRFIN20100119_042321_000000442086_00105_41241_0857.N1	19-JAN-2010 04:23:21	Dark	43.500	4	Alp1Cen	-0.010000	5800.0	87	41241	No
67	GOM_NL__2PRFIN20100119_042749_000000512086_00105_41241_0858.N1	19-JAN-2010 04:27:49	Dark	51.000	12	Alp1Cru	0.77500	30000.	102	41241	No
68	GOM_NL__2PRFIN20100119_043100_000000392086_00105_41241_0859.N1	19-JAN-2010 04:31:00	Dark	38.500	124	The Car	2.7640	30000.	77	41241	No
69	GOM_NL__2PRFIN20100119_043222_000000382086_00105_41241_0860.N1	19-JAN-2010 04:32:22	Dark	38.000	159	Ups Car	2.9200	7200.0	76	41241	No
70	GOM_NL__2PRFIN20100119_043606_000000432086_00105_41241_0861.N1	19-JAN-2010 04:36:06	Dark	42.500	46	Del Vel	1.9540	10600.	85	41241	No
71	GOM_NL__2PRFIN20100119_043846_000000442086_00105_41241_0862.N1	19-JAN-2010 04:38:46	Dark	43.500	34	Gam2Vel	1.7930	23000.	87	41241	No
72	GOM_NL__2PRFIN20100119_044054_000000422086_00105_41241_0863.N1	19-JAN-2010 04:40:54	Dark	41.500	70	Zet Pup	2.2460	39000.	83	41241	No
73	GOM_NL__2PRFIN20100119_044229_000000442086_00105_41241_0864.N1	19-JAN-2010 04:42:29	Straylight	44.000	117	Pi Pup	2.7060	3800.0	88	41241	No
74	GOM_NL__2PRFIN20100119_044500_000000422086_00105_41241_0865.N1	19-JAN-2010 04:45:00	Straylight	42.000	23	21Eps CMa	1.5020	26000.	84	41241	No
75	GOM_NL__2PRFIN20100119_044624_000000392086_00105_41241_0866.N1	19-JAN-2010 04:46:24	Straylight	39.000	179	24Omi2CMa	3.0320	24000.	78	41241	No
76	GOM_NL__2PRFIN20100119_045806_000000372086_00105_41241_0867.N1	19-JAN-2010 04:58:06	Bright	37.000	44	24Gam Gem	1.9280	11000.	74	41241	No
77	GOM_NL__2PRFIN20100119_050319_000000602086_00105_41241_0868.N1	19-JAN-2010 05:03:19	Bright	60.000	24	66Alp Gem	1.5800	10200.	120	41241	No
78	GOM_NL__2PRFIN20100119_050612_000000362086_00105_41241_0869.N1	19-JAN-2010 05:06:12	Bright	36.000	42	34Bet Aur	1.9000	10200.	72	41241	No
79	GOM_NL__2PRFIN20100119_051845_000000362086_00105_41241_0870.N1	19-JAN-2010 05:18:45	Bright	36.000	49	1Alp UMi	1.9900	6300.0	72	41241	No
80	GOM_NL__2PRFIN20100119_052659_000000392086_00105_41241_0871.N1	19-JAN-2010 05:26:59	Bright	39.000	119	14Eta Dra	2.7270	4700.0	78	41241	No
81	GOM_NL__2PRFIN20100119_052941_000000372086_00105_41241_0872.N1	19-JAN-2010 05:29:41	Bright	36.500	130	23Bet Dra	2.7990	5800.0	73	41241	No
82	GOM_NL__2PRFIN20100119_053601_000000372086_00105_41241_0873.N1	19-JAN-2010 05:36:01	Bright	37.000	133	40Zet Her	2.8070	6000.0	74	41241	No
83	GOM_NL__2PRFIN20100119_053912_000000572086_00105_41241_0874.N1	19-JAN-2010 05:39:12	Bright	57.000	127	27Bet Her	2.7810	4700.0	114	41241	No
84	GOM_NL__2PRFIN20100119_054052_000000332086_00105_41241_0875.N1	19-JAN-2010 05:40:52	Bright	33.000	59	55Alp Oph	2.0800	8900.0	66	41241	No
85	GOM_NL__2PRFIN20100119_054703_000000582086_00105_41241_0876.N1	19-JAN-2010 05:47:03	Bright	58.000	120	1Del Oph	2.7340	3200.0	116	41241	No
86	GOM_NL__2PRFIN20100119_054902_000000332086_00105_41241_0877.N1	19-JAN-2010 05:49:02	Bright	33.000	86	35Eta Oph	2.4300	10200.	66	41241	No
87	GOM_NL__2PRFIN20100119_055249_000000522086_00105_41241_0878.N1	19-JAN-2010 05:52:49	Twilight	52.000	16	21Alp Sco	1.0200	3000.0	104	41241	No
88	GOM_NL__2PRFIN20100119_055812_000000412086_00105_41241_0879.N1	19-JAN-2010 05:58:12	Dark	40.500	131	Gam Lup	2.8000	26000.	81	41241	No
89	GOM_NL__2PRFIN20100119_060004_000000412086_00105_41241_0880.N1	19-JAN-2010 06:00:04	Dark	40.500	109	Bet Lup	2.6770	26000.	81	41241	No
90	GOM_NL__2PRFIN20100119_060134_000000442086_00105_41241_0881.N1	19-JAN-2010 06:01:34	Dark	44.000	78	Alp Lup	2.3040	28000.	88	41241	No
91	GOM_NL__2PRFIN20100119_060358_000000522086_00106_41242_0866.N1	19-JAN-2010 06:03:58	Dark	51.500	4	Alp1Cen	-0.010000	5800.0	103	41242	No
92	GOM_NL__2PRFIN20100119_060826_000000502086_00106_41242_0867.N1	19-JAN-2010 06:08:26	Dark	49.500	12	Alp1Cru	0.77500	30000.	99	41242	No
93	GOM_NL__2PRFIN20100119_061137_000000392086_00106_41242_0868.N1	19-JAN-2010 06:11:37	Dark	39.000	124	The Car	2.7640	30000.	78	41242	No
94	GOM_NL__2PRFIN20100119_061258_000000452086_00106_41242_0869.N1	19-JAN-2010 06:12:58	Dark	44.500	159	Ups Car	2.9200	7200.0	89	41242	No
95	GOM_NL__2PRFIN20100119_061451_000000462086_00106_41242_0870.N1	19-JAN-2010 06:14:51	Dark	45.500	71	lot Car	2.2460	7700.0	91	41242	No
96	GOM_NL__2PRFIN20100119_061642_000000432086_00106_41242_0871.N1	19-JAN-2010 06:16:42	Dark	43.000	46	Del Vel	1.9540	10600.	86	41242	No
97	GOM_NL__2PRFIN20100119_061922_000000452086_00106_41242_0872.N1	19-JAN-2010 06:19:22	Dark	45.000	34	Gam2Vel	1.7930	23000.	90	41242	No
98	GOM_NL__2PRFIN20100119_062130_000000432086_00106_41242_0873.N1	19-JAN-2010 06:21:30	Dark	43.000	70	Zet Pup	2.2460	39000.	86	41242	No
99	GOM_NL__2PRFIN20100119_062305_000000452086_00106_41242_0874.N1	19-JAN-2010 06:23:05	Straylight	44.500	117	Pi Pup	2.7060	3800.0	89	41242	No
100	GOM_NL__2PRFIN20100119_062536_000000432086_00106_41242_0875.N1	19-JAN-2010 06:25:36	Straylight	43.000	23	21Eps CMa	1.5020	26000.	86	41242	No
101	GOM_NL__2PRFIN20100119_062912_000000452086_00106_41242_0876.N1	19-JAN-2010 06:29:12	Straylight	44.500	1	9Alp CMa	-1.4400	11000.	89	41242	No

102	GOM_NL__2PRFIN20100119_063540_000000502086_00106_41242_0877.N1	19-JAN-2010 06:35:40	Twilight	50.000	8	10Alp CMI	0.40000	6500.0	100	41242	No
103	GOM_NL__2PRFIN20100119_063842_000000352086_00106_41242_0878.N1	19-JAN-2010 06:38:42	Bright	34.500	44	24Gam Gem	1.9280	11000.	69	41242	No
104	GOM_NL__2PRFIN20100119_064027_000000522086_00106_41242_0879.N1	19-JAN-2010 06:40:27	Bright	52.000	151	13Mu Gem	2.8900	3000.0	104	41242	No
105	GOM_NL__2PRFIN20100119_064354_000000432086_00106_41242_0880.N1	19-JAN-2010 06:43:54	Bright	43.000	24	66Alp Gem	1.5800	10200.	86	41242	No
106	GOM_NL__2PRFIN20100119_064648_000000362086_00106_41242_0881.N1	19-JAN-2010 06:46:48	Bright	35.500	42	34Bet Aur	1.9000	10200.	71	41242	No
107	GOM_NL__2PRFIN20100119_065921_000000522086_00106_41242_0882.N1	19-JAN-2010 06:59:21	Bright	51.500	49	1Alp UMi	1.9900	6300.0	103	41242	No
108	GOM_NL__2PRFIN20100119_070734_000000352086_00106_41242_0883.N1	19-JAN-2010 07:07:34	Bright	35.000	119	14Eta Dra	2.7270	4700.0	70	41242	No
109	GOM_NL__2PRFIN20100119_071017_000000342086_00106_41242_0884.N1	19-JAN-2010 07:10:17	Bright	33.500	130	23Bet Dra	2.7990	5800.0	67	41242	No
110	GOM_NL__2PRFIN20100119_071637_000000552086_00106_41242_0885.N1	19-JAN-2010 07:16:37	Bright	55.000	133	40Zet Her	2.8070	6000.0	110	41242	No
111	GOM_NL__2PRFIN20100119_071948_000000572086_00106_41242_0886.N1	19-JAN-2010 07:19:48	Bright	57.000	127	27Bet Her	2.7810	4700.0	114	41242	No
112	GOM_NL__2PRFIN20100119_072129_000000342086_00106_41242_0887.N1	19-JAN-2010 07:21:29	Bright	33.500	59	55Alp Oph	2.0800	8900.0	67	41242	No
113	GOM_NL__2PRFIN20100119_072739_000000582086_00106_41242_0888.N1	19-JAN-2010 07:27:39	Bright	58.000	120	1Del Oph	2.7340	3200.0	116	41242	No
114	GOM_NL__2PRFIN20100119_072938_000000522086_00106_41242_0889.N1	19-JAN-2010 07:29:38	Bright	52.000	86	35Eta Oph	2.4300	10200.	104	41242	No
115	GOM_NL__2PRFIN20100119_073500_000000452086_00106_41242_0890.N1	19-JAN-2010 07:35:00	Twilight	45.000	75	26Eps Sco	2.2910	4250.0	90	41242	No
116	GOM_NL__2PRFIN20100119_073849_000000402086_00106_41242_0891.N1	19-JAN-2010 07:38:49	Dark	40.000	131	Gam Lup	2.8000	26000.	80	41242	No
117	GOM_NL__2PRFIN20100119_074041_000000442086_00106_41242_0892.N1	19-JAN-2010 07:40:41	Dark	44.000	109	Bet Lup	2.6770	26000.	88	41242	No
118	GOM_NL__2PRFIN20100119_074211_000000432086_00106_41242_0893.N1	19-JAN-2010 07:42:11	Dark	43.000	78	Alp Lup	2.3040	28000.	86	41242	No
119	GOM_NL__2PRFIN20100119_074434_000000452086_00107_41243_0876.N1	19-JAN-2010 07:44:34	Dark	45.000	4	Alp1Cen	-0.010000	5800.0	90	41243	No
120	GOM_NL__2PRFIN20100119_074902_000000442086_00107_41243_0877.N1	19-JAN-2010 07:49:02	Dark	44.000	12	Alp1Cru	0.77500	30000.	88	41243	No
121	GOM_NL__2PRFIN20100119_075213_000000382086_00107_41243_0878.N1	19-JAN-2010 07:52:13	Dark	38.000	124	The Car	2.7640	30000.	76	41243	No
122	GOM_NL__2PRFIN20100119_075335_000000382086_00107_41243_0879.N1	19-JAN-2010 07:53:35	Dark	37.500	159	Ups Car	2.9200	7200.0	75	41243	No
123	GOM_NL__2PRFIN20100119_075719_000000482086_00107_41243_0880.N1	19-JAN-2010 07:57:19	Dark	47.500	46	Del Vel	1.9540	10600.	95	41243	No
124	GOM_NL__2PRFIN20100119_075959_000000402086_00107_41243_0881.N1	19-JAN-2010 07:59:59	Dark	40.000	34	Gam2Vel	1.7930	23000.	80	41243	No
125	GOM_NL__2PRFIN20100119_080206_000000442086_00107_41243_0882.N1	19-JAN-2010 08:02:06	Dark	44.000	70	Zet Pup	2.2460	39000.	88	41243	No
126	GOM_NL__2PRFIN20100119_080342_000000432086_00107_41243_0883.N1	19-JAN-2010 08:03:42	Straylight	43.000	117	Pi Pup	2.7060	3800.0	86	41243	No
127	GOM_NL__2PRFIN20100119_080612_000000442086_00107_41243_0884.N1	19-JAN-2010 08:06:12	Straylight	44.000	23	21Eps CMa	1.5020	26000.	88	41243	No
128	GOM_NL__2PRFIN20100119_080948_000000452086_00107_41243_0885.N1	19-JAN-2010 08:09:48	Straylight	45.000	1	9Alp CMa	-1.4400	11000.	90	41243	No
129	GOM_NL__2PRFIN20100119_081616_000000492086_00107_41243_0886.N1	19-JAN-2010 08:16:16	Twilight	49.000	8	10Alp CMI	0.40000	6500.0	98	41243	No
130	GOM_NL__2PRFIN20100119_081918_000000362086_00107_41243_0887.N1	19-JAN-2010 08:19:18	Bright	35.500	44	24Gam Gem	1.9280	11000.	71	41243	No
131	GOM_NL__2PRFIN20100119_082103_000000352086_00107_41243_0888.N1	19-JAN-2010 08:21:03	Bright	34.500	151	13Mu Gem	2.8900	3000.0	69	41243	No
132	GOM_NL__2PRFIN20100119_082429_000000432086_00107_41243_0889.N1	19-JAN-2010 08:24:29	Bright	43.000	24	66Alp Gem	1.5800	10200.	86	41243	No
133	GOM_NL__2PRFIN20100119_082724_000000362086_00107_41243_0890.N1	19-JAN-2010 08:27:24	Bright	35.500	42	34Bet Aur	1.9000	10200.	71	41243	No
134	GOM_NL__2PRFIN20100119_083957_000000342086_00107_41243_0891.N1	19-JAN-2010 08:39:57	Bright	33.500	49	1Alp UMi	1.9900	6300.0	67	41243	No
135	GOM_NL__2PRFIN20100119_084810_000000402086_00107_41243_0892.N1	19-JAN-2010 08:48:10	Bright	40.000	119	14Eta Dra	2.7270	4700.0	80	41243	No
136	GOM_NL__2PRFIN20100119_085053_000000372086_00107_41243_0893.N1	19-JAN-2010 08:50:53	Bright	37.000	130	23Bet Dra	2.7990	5800.0	74	41243	No
137	GOM_NL__2PRFIN20100119_085713_000000552086_00107_41243_0894.N1	19-JAN-2010 08:57:13	Bright	55.000	133	40Zet Her	2.8070	6000.0	110	41243	No
138	GOM_NL__2PRFIN20100119_090025_000000572086_00107_41243_0895.N1	19-JAN-2010 09:00:25	Bright	57.000	127	27Bet Her	2.7810	4700.0	114	41243	No
139	GOM_NL__2PRFIN20100119_090205_000000522086_00107_41243_0896.N1	19-JAN-2010 09:02:05	Bright	52.000	59	55Alp Oph	2.0800	8900.0	104	41243	No
140	GOM_NL__2PRFIN20100119_090816_000000452086_00107_41243_0897.N1	19-JAN-2010 09:08:16	Bright	44.500	120	1Del Oph	2.7340	3200.0	89	41243	No
141	GOM_NL__2PRFIN20100119_091015_000000522086_00107_41243_0898.N1	19-JAN-2010 09:10:15	Bright	52.000	86	35Eta Oph	2.4300	10200.	104	41243	No
142	GOM_NL__2PRFIN20100119_091402_000000542086_00107_41243_0899.N1	19-JAN-2010 09:14:02	Twilight	54.000	16	21Alp Sco	1.0200	3000.0	108	41243	No
143	GOM_NL__2PRFIN20100119_091537_000000422086_00107_41243_0900.N1	19-JAN-2010 09:15:37	Twilight	42.000	75	26Eps Sco	2.2910	4250.0	84	41243	No
144	GOM_NL__2PRFIN20100119_091925_000000402086_00107_41243_0901.N1	19-JAN-2010 09:19:25	Dark	39.500	131	Gam Lup	2.8000	26000.	79	41243	No
145	GOM_NL__2PRFIN20100119_092117_000000452086_00107_41243_0902.N1	19-JAN-2010 09:21:17	Dark	44.500	109	Bet Lup	2.6770	26000.	89	41243	No
146	GOM_NL__2PRFIN20100119_092248_000000452086_00107_41243_0903.N1	19-JAN-2010 09:22:48	Dark	44.500	78	Alp Lup	2.3040	28000.	89	41243	No
147	GOM_NL__2PRFIN20100119_092510_000000462086_00108_41244_0885.N1	19-JAN-2010 09:25:10	Dark	45.500	4	Alp1Cen	-0.010000	5800.0	91	41244	No
148	GOM_NL__2PRFIN20100119_092939_000000412086_00108_41244_0886.N1	19-JAN-2010 09:29:39	Dark	41.000	12	Alp1Cru	0.77500	30000.	82	41244	No
149	GOM_NL__2PRFIN20100119_093249_000000392086_00108_41244_0887.N1	19-JAN-2010 09:32:49	Dark	38.500	124	The Car	2.7640	30000.	77	41244	No
150	GOM_NL__2PRFIN20100119_093411_000000372086_00108_41244_0888.N1	19-JAN-2010 09:34:11	Dark	36.500	159	Ups Car	2.9200	7200.0	73	41244	No
151	GOM_NL__2PRFIN20100119_093604_000000472086_00108_41244_0889.N1	19-JAN-2010 09:36:04	Dark	46.500	71	lot Car	2.2460	7700.0	93	41244	No
152	GOM_NL__2PRFIN20100119_093755_000000452086_00108_41244_0890.N1	19-JAN-2010 09:37:55	Dark	45.000	46	Del Vel	1.9540	10600.	90	41244	No
153	GOM_NL__2PRFIN20100119_094035_000000422086_00108_41244_0891.N1	19-JAN-2010 09:40:35	Dark	42.000	34	Gam2Vel	1.7930	23000.	84	41244	No
154	GOM_NL__2PRFIN20100119_094242_000000422086_00108_41244_0892.N1	19-JAN-2010 09:42:42	Dark	42.000	70	Zet Pup	2.2460	39000.	84	41244	No
155	GOM_NL__2PRFIN20100119_094418_000000452086_00108_41244_0893.N1	19-JAN-2010 09:44:18	Straylight	44.500	117	Pi Pup	2.7060	3800.0	89	41244	No
156	GOM_NL__2PRFIN20100119_094649_000000422086_00108_41244_0894.N1	19-JAN-2010 09:46:49	Straylight	42.000	23	21Eps CMa	1.5020	26000.	84	41244	No
157	GOM_NL__2PRFIN20100119_094813_000000392086_00108_41244_0895.N1	19-JAN-2010 09:48:13	Straylight	38.500	179	24Omi2CMa	3.0320	24000.	77	41244	No
158	GOM_NL__2PRFIN20100119_095651_000000502086_00108_41244_0896.N1	19-JAN-2010 09:56:51	Twilight	49.500	8	10Alp CMI	0.40000	6500.0	99	41244	No
159	GOM_NL__2PRFIN20100119_095954_000000382086_00108_41244_0897.N1	19-JAN-2010 09:59:54	Bright	38.000	44	24Gam Gem	1.9280	11000.	76	41244	No
160	GOM_NL__2PRFIN20100119_100138_000000422086_00108_41244_0898.N1	19-JAN-2010 10:01:38	Bright	41.500	151	13Mu Gem	2.8900	3000.0	83	41244	No

161	GOM_NL__2PRFIN20100119_100505_000000432086_00108_41244_0899.N1	19-JAN-2010 10:05:05	Bright	42.500	24	66Alp Gem	1.5800	10200.	85	41244	No
162	GOM_NL__2PRFIN20100119_100759_000000372086_00108_41244_0900.N1	19-JAN-2010 10:07:59	Bright	36.500	42	34Bet Aur	1.9000	10200.	73	41244	No
163	GOM_NL__2PRFIN20100119_102033_000000342086_00108_41244_0901.N1	19-JAN-2010 10:20:33	Bright	34.000	49	1Alp UMi	1.9900	6300.0	68	41244	No
164	GOM_NL__2PRFIN20100119_102420_000000412086_00108_41244_0902.N1	19-JAN-2010 10:24:20	Bright	40.500	60	7Bet UMi	2.0810	3950.0	81	41244	No
165	GOM_NL__2PRFIN20100119_102846_000000382086_00108_41244_0903.N1	19-JAN-2010 10:28:46	Bright	37.500	119	14Eta Dra	2.7270	4700.0	75	41244	No
166	GOM_NL__2PRFIN20100119_103749_000000362086_00108_41244_0904.N1	19-JAN-2010 10:37:49	Bright	36.000	133	40Zet Her	2.8070	6000.0	72	41244	No
167	GOM_NL__2PRFIN20100119_104101_000000382086_00108_41244_0905.N1	19-JAN-2010 10:41:01	Bright	38.000	127	27Bet Her	2.7810	4700.0	76	41244	No
168	GOM_NL__2PRFIN20100119_104852_000000502086_00108_41244_0906.N1	19-JAN-2010 10:48:52	Bright	50.000	120	1Del Oph	2.7340	3200.0	100	41244	No
169	GOM_NL__2PRFIN20100119_105051_000000522086_00108_41244_0907.N1	19-JAN-2010 10:50:51	Bright	52.000	86	35Eta Oph	2.4300	10200.	104	41244	No
170	GOM_NL__2PRFIN20100119_105613_000000442086_00108_41244_0908.N1	19-JAN-2010 10:56:13	Twilight	44.000	75	26Eps Sco	2.2910	4250.0	88	41244	No
171	GOM_NL__2PRFIN20100119_110001_000000412086_00108_41244_0909.N1	19-JAN-2010 11:00:01	Dark	41.000	131	Gam Lup	2.8000	26000.	82	41244	No
172	GOM_NL__2PRFIN20100119_110154_000000412086_00108_41244_0910.N1	19-JAN-2010 11:01:54	Dark	41.000	109	Bet Lup	2.6770	26000.	82	41244	No
173	GOM_NL__2PRFIN20100119_110324_000000412086_00108_41244_0911.N1	19-JAN-2010 11:03:24	Dark	41.000	78	Alp Lup	2.3040	28000.	82	41244	No
174	GOM_NL__2PRFIN20100119_110546_000000402086_00109_41245_0894.N1	19-JAN-2010 11:05:46	Dark	40.000	4	Alp1Cen	-0.010000	5800.0	80	41245	No
175	GOM_NL__2PRFIN20100119_111015_000000412086_00109_41245_0895.N1	19-JAN-2010 11:10:15	Dark	40.500	12	Alp1Cru	0.77500	30000.	81	41245	No
176	GOM_NL__2PRFIN20100119_111326_000000392086_00109_41245_0896.N1	19-JAN-2010 11:13:26	Dark	38.500	124	The Car	2.7640	30000.	77	41245	No
177	GOM_NL__2PRFIN20100119_111447_000000382086_00109_41245_0897.N1	19-JAN-2010 11:14:47	Dark	38.000	159	Ups Car	2.9200	7200.0	76	41245	No
178	GOM_NL__2PRFIN20100119_111831_000000432086_00109_41245_0898.N1	19-JAN-2010 11:18:31	Dark	43.000	46	Del Vel	1.9540	10600.	86	41245	No
179	GOM_NL__2PRFIN20100119_112111_000000412086_00109_41245_0899.N1	19-JAN-2010 11:21:11	Dark	41.000	34	Gam2Vel	1.7930	23000.	82	41245	No
180	GOM_NL__2PRFIN20100119_112319_000000452086_00109_41245_0900.N1	19-JAN-2010 11:23:19	Dark	44.500	70	Zet Pup	2.2460	39000.	89	41245	No
181	GOM_NL__2PRFIN20100119_112454_000000472086_00109_41245_0901.N1	19-JAN-2010 11:24:54	Straylight	46.500	117	Pi Pup	2.7060	3800.0	93	41245	No
182	GOM_NL__2PRFIN20100119_112724_000000422086_00109_41245_0902.N1	19-JAN-2010 11:27:24	Straylight	42.000	23	21Eps CMa	1.5020	26000.	84	41245	No
183	GOM_NL__2PRFIN20100119_112849_000000382086_00109_41245_0903.N1	19-JAN-2010 11:28:49	Straylight	38.000	179	24Omi2CMa	3.0320	24000.	76	41245	No
184	GOM_NL__2PRFIN20100119_113727_000000562086_00109_41245_0904.N1	19-JAN-2010 11:37:27	Tw_and_stray	55.500	8	10Alp CMi	0.40000	6500.0	111	41245	No
185	GOM_NL__2PRFIN20100119_114030_000000432086_00109_41245_0905.N1	19-JAN-2010 11:40:30	Bright	43.000	44	24Gam Gem	1.9280	11000.	86	41245	No
186	GOM_NL__2PRFIN20100119_114214_000000442086_00109_41245_0906.N1	19-JAN-2010 11:42:14	Bright	44.000	151	13Mu Gem	2.8900	3000.0	88	41245	No
187	GOM_NL__2PRFIN20100119_114541_000000442086_00109_41245_0907.N1	19-JAN-2010 11:45:41	Bright	44.000	24	66Alp Gem	1.5800	10200.	88	41245	No
188	GOM_NL__2PRFIN20100119_114835_000000362086_00109_41245_0908.N1	19-JAN-2010 11:48:35	Bright	35.500	42	34Bet Aur	1.9000	10200.	71	41245	No
189	GOM_NL__2PRFIN20100119_120109_000000352086_00109_41245_0909.N1	19-JAN-2010 12:01:09	Bright	34.500	49	1Alp UMi	1.9900	6300.0	69	41245	No
190	GOM_NL__2PRFIN20100119_120456_000000392086_00109_41245_0910.N1	19-JAN-2010 12:04:56	Bright	39.000	60	7Bet UMi	2.0810	3950.0	78	41245	No
191	GOM_NL__2PRFIN20100119_120922_000000552086_00109_41245_0911.N1	19-JAN-2010 12:09:22	Bright	55.000	119	14Eta Dra	2.7270	4700.0	110	41245	No
192	GOM_NL__2PRFIN20100119_121825_000000552086_00109_41245_0912.N1	19-JAN-2010 12:18:25	Bright	55.000	133	40Zet Her	2.8070	6000.0	110	41245	No
193	GOM_NL__2PRFIN20100119_122137_000000572086_00109_41245_0913.N1	19-JAN-2010 12:21:37	Bright	57.000	127	27Bet Her	2.7810	4700.0	114	41245	No
194	GOM_NL__2PRFIN20100119_122928_000000472086_00109_41245_0914.N1	19-JAN-2010 12:29:28	Bright	46.500	120	1Del Oph	2.7340	3200.0	93	41245	No
195	GOM_NL__2PRFIN20100119_123127_000000352086_00109_41245_0915.N1	19-JAN-2010 12:31:27	Bright	35.000	86	35Eta Oph	2.4300	10200.	70	41245	No
196	GOM_NL__2PRFIN20100119_123514_000000542086_00109_41245_0916.N1	19-JAN-2010 12:35:14	Twilight	54.000	16	21Alp Sco	1.0200	3000.0	108	41245	No
197	GOM_NL__2PRFIN20100119_123649_000000422086_00109_41245_0917.N1	19-JAN-2010 12:36:49	Twilight	42.000	75	26Eps Sco	2.2910	4250.0	84	41245	No
198	GOM_NL__2PRFIN20100119_124038_000000412086_00109_41245_0918.N1	19-JAN-2010 12:40:38	Dark	41.000	131	Gam Lup	2.8000	26000.	82	41245	No
199	GOM_NL__2PRFIN20100119_124231_000000392086_00109_41245_0919.N1	19-JAN-2010 12:42:31	Dark	39.000	109	Bet Lup	2.6770	26000.	78	41245	No
200	GOM_NL__2PRFIN20100119_124401_000000422086_00109_41245_0920.N1	19-JAN-2010 12:44:01	Dark	42.000	78	Alp Lup	2.3040	28000.	84	41245	No
201	GOM_NL__2PRFIN20100119_124623_000000412086_00110_41246_0903.N1	19-JAN-2010 12:46:23	Dark	41.000	4	Alp1Cen	-0.010000	5800.0	82	41246	No
202	GOM_NL__2PRFIN20100119_125052_000000422086_00110_41246_0904.N1	19-JAN-2010 12:50:52	Dark	41.500	12	Alp1Cru	0.77500	30000.	83	41246	No
203	GOM_NL__2PRFIN20100119_125402_000000392086_00110_41246_0905.N1	19-JAN-2010 12:54:02	Dark	39.000	124	The Car	2.7640	30000.	78	41246	No
204	GOM_NL__2PRFIN20100119_125524_000000392086_00110_41246_0906.N1	19-JAN-2010 12:55:24	Dark	39.000	159	Ups Car	2.9200	7200.0	78	41246	No
205	GOM_NL__2PRFIN20100119_125717_000000412086_00110_41246_0907.N1	19-JAN-2010 12:57:17	Dark	40.500	71	lot Car	2.2460	7700.0	81	41246	No
206	GOM_NL__2PRFIN20100119_125907_000000402086_00110_41246_0908.N1	19-JAN-2010 12:59:07	Dark	40.000	46	Del Vel	1.9540	10600.	80	41246	No
207	GOM_NL__2PRFIN20100119_130147_000000402086_00110_41246_0909.N1	19-JAN-2010 13:01:47	Dark	40.000	34	Gam2Vel	1.7930	23000.	80	41246	No
208	GOM_NL__2PRFIN20100119_130355_000000412086_00110_41246_0910.N1	19-JAN-2010 13:03:55	Dark	40.500	70	Zet Pup	2.2460	39000.	81	41246	No
209	GOM_NL__2PRFIN20100119_130530_000000432086_00110_41246_0911.N1	19-JAN-2010 13:05:30	Straylight	43.000	117	Pi Pup	2.7060	3800.0	86	41246	No
210	GOM_NL__2PRFIN20100119_130801_000000442086_00110_41246_0912.N1	19-JAN-2010 13:08:01	Straylight	44.000	23	21Eps CMa	1.5020	26000.	88	41246	No
211	GOM_NL__2PRFIN20100119_130924_000000402086_00110_41246_0913.N1	19-JAN-2010 13:09:24	Straylight	39.500	179	24Omi2CMa	3.0320	24000.	79	41246	No
212	GOM_NL__2PRFIN20100119_131136_000000442086_00110_41246_0914.N1	19-JAN-2010 13:11:36	Straylight	44.000	1	9Alp CMa	-1.4400	11000.	88	41246	No
213	GOM_NL__2PRFIN20100119_131803_000000542086_00110_41246_0915.N1	19-JAN-2010 13:18:03	Tw_and_stray	53.500	8	10Alp CMi	0.40000	6500.0	107	41246	No
214	GOM_NL__2PRFIN20100119_132106_000000522086_00110_41246_0916.N1	19-JAN-2010 13:21:06	Bright	51.500	44	24Gam Gem	1.9280	11000.	103	41246	No
215	GOM_NL__2PRFIN20100119_132250_000000412086_00110_41246_0917.N1	19-JAN-2010 13:22:50	Bright	41.000	151	13Mu Gem	2.8900	3000.0	82	41246	No
216	GOM_NL__2PRFIN20100119_132616_000000442086_00110_41246_0918.N1	19-JAN-2010 13:26:16	Bright	44.000	24	66Alp Gem	1.5800	10200.	88	41246	No
217	GOM_NL__2PRFIN20100119_134145_000000362086_00110_41246_0919.N1	19-JAN-2010 13:41:45	Bright	36.000	49	1Alp UMi	1.9900	6300.0	72	41246	No
218	GOM_NL__2PRFIN20100119_134532_000000392086_00110_41246_0920.N1	19-JAN-2010 13:45:32	Bright	38.500	60	7Bet UMi	2.0810	3950.0	77	41246	No
219	GOM_NL__2PRFIN20100119_134958_000000552086_00110_41246_0921.N1	19-JAN-2010 13:49:58	Bright	55.000	119	14Eta Dra	2.7270	4700.0	110	41246	No

220	GOM_NL__2PRFIN20100119_135901_000000552086_00110_41246_0922.N1	19-JAN-2010 13:59:01	Bright	55.000	133	40Zet Her	2.8070	6000.0	110	41246	No
221	GOM_NL__2PRFIN20100119_140213_000000572086_00110_41246_0923.N1	19-JAN-2010 14:02:13	Bright	56.500	127	27Bet Her	2.7810	4700.0	113	41246	No
222	GOM_NL__2PRFIN20100119_141005_000000582086_00110_41246_0924.N1	19-JAN-2010 14:10:05	Bright	58.000	120	1Del Oph	2.7340	3200.0	116	41246	No
223	GOM_NL__2PRFIN20100119_141203_000000522086_00110_41246_0925.N1	19-JAN-2010 14:12:03	Bright	52.000	86	35Eta Oph	2.4300	10200.	104	41246	No
224	GOM_NL__2PRFIN20100119_141551_000000502086_00110_41246_0926.N1	19-JAN-2010 14:15:51	Twilight	49.500	16	21Alp Sco	1.0200	3000.0	99	41246	No
225	GOM_NL__2PRFIN20100119_141725_000000442086_00110_41246_0927.N1	19-JAN-2010 14:17:25	Twilight	43.500	75	26Eps Sco	2.2910	4250.0	87	41246	No
226	GOM_NL__2PRFIN20100119_142115_000000392086_00110_41246_0928.N1	19-JAN-2010 14:21:15	Dark	39.000	131	Gam Lup	2.8000	26000.	78	41246	No
227	GOM_NL__2PRFIN20100119_142307_000000422086_00110_41246_0929.N1	19-JAN-2010 14:23:07	Dark	41.500	109	Bet Lup	2.6770	26000.	83	41246	No
228	GOM_NL__2PRFIN20100119_142437_000000472086_00110_41246_0930.N1	19-JAN-2010 14:24:37	Dark	47.000	78	Alp Lup	2.3040	28000.	94	41246	No
229	GOM_NL__2PRFIN20100119_142659_000000442086_00111_41247_0912.N1	19-JAN-2010 14:26:59	Dark	43.500	4	Alp1Cen	-0.010000	5800.0	87	41247	No
230	GOM_NL__2PRFIN20100119_143128_000000432086_00111_41247_0913.N1	19-JAN-2010 14:31:28	Dark	43.000	12	Alp1Cru	0.77500	30000.	86	41247	No
231	GOM_NL__2PRFIN20100119_143439_000000402086_00111_41247_0914.N1	19-JAN-2010 14:34:39	Dark	39.500	124	The Car	2.7640	30000.	79	41247	No
232	GOM_NL__2PRFIN20100119_143600_000000412086_00111_41247_0915.N1	19-JAN-2010 14:36:00	Dark	40.500	159	Ups Car	2.9200	7200.0	81	41247	No
233	GOM_NL__2PRFIN20100119_143753_000000482086_00111_41247_0916.N1	19-JAN-2010 14:37:53	Dark	48.000	71	lot Car	2.2460	7700.0	96	41247	No
234	GOM_NL__2PRFIN20100119_143943_000000412086_00111_41247_0917.N1	19-JAN-2010 14:39:43	Dark	40.500	46	Del Vel	1.9540	10600.	81	41247	No
235	GOM_NL__2PRFIN20100119_144223_000000432086_00111_41247_0918.N1	19-JAN-2010 14:42:23	Dark	42.500	34	Gam2Vel	1.7930	23000.	85	41247	No
236	GOM_NL__2PRFIN20100119_144431_000000432086_00111_41247_0919.N1	19-JAN-2010 14:44:31	Dark	43.000	70	Zet Pup	2.2460	39000.	86	41247	No
237	GOM_NL__2PRFIN20100119_144606_000000452086_00111_41247_0920.N1	19-JAN-2010 14:46:06	Straylight	44.500	117	Pi Pup	2.7060	3800.0	89	41247	No
238	GOM_NL__2PRFIN20100119_144837_000000422086_00111_41247_0921.N1	19-JAN-2010 14:48:37	Straylight	42.000	23	21Eps CMa	1.5020	26000.	84	41247	No
239	GOM_NL__2PRFIN20100119_145001_000000372086_00111_41247_0922.N1	19-JAN-2010 14:50:01	Straylight	36.500	179	24Omi2CMa	3.0320	24000.	73	41247	No
240	GOM_NL__2PRFIN20100119_145212_000000442086_00111_41247_0923.N1	19-JAN-2010 14:52:12	Straylight	44.000	1	9Alp CMa	-1.4400	11000.	88	41247	No
241	GOM_NL__2PRFIN20100119_145838_000000552086_00111_41247_0924.N1	19-JAN-2010 14:58:38	Tw_and_stray	55.000	8	10Alp CMi	0.40000	6500.0	110	41247	No
242	GOM_NL__2PRFIN20100119_150142_000000512086_00111_41247_0925.N1	19-JAN-2010 15:01:42	Bright	51.000	44	24Gam Gem	1.9280	11000.	102	41247	No
243	GOM_NL__2PRFIN20100119_150326_000000422086_00111_41247_0926.N1	19-JAN-2010 15:03:26	Bright	41.500	151	13Mu Gem	2.8900	3000.0	83	41247	No
244	GOM_NL__2PRFIN20100119_150652_000000432086_00111_41247_0927.N1	19-JAN-2010 15:06:52	Bright	42.500	24	66Alp Gem	1.5800	10200.	85	41247	No
245	GOM_NL__2PRFIN20100119_150947_000000362086_00111_41247_0928.N1	19-JAN-2010 15:09:47	Bright	36.000	42	34Bet Aur	1.9000	10200.	72	41247	No
246	GOM_NL__2PRFIN20100119_152221_000000372086_00111_41247_0929.N1	19-JAN-2010 15:22:21	Bright	37.000	49	1Alp UMi	1.9900	6300.0	74	41247	No
247	GOM_NL__2PRFIN20100119_152608_000000402086_00111_41247_0930.N1	19-JAN-2010 15:26:08	Bright	40.000	60	7Bet UMi	2.0810	3950.0	80	41247	No
248	GOM_NL__2PRFIN20100119_153034_000000402086_00111_41247_0931.N1	19-JAN-2010 15:30:34	Bright	40.000	119	14Eta Dra	2.7270	4700.0	80	41247	No
249	GOM_NL__2PRFIN20100119_153937_000000382086_00111_41247_0932.N1	19-JAN-2010 15:39:37	Bright	37.500	133	40Zet Her	2.8070	6000.0	75	41247	No
250	GOM_NL__2PRFIN20100119_154249_000000402086_00111_41247_0933.N1	19-JAN-2010 15:42:49	Bright	39.500	127	27Bet Her	2.7810	4700.0	79	41247	No
251	GOM_NL__2PRFIN20100119_154429_000000342086_00111_41247_0934.N1	19-JAN-2010 15:44:29	Bright	34.000	59	55Alp Oph	2.0800	8900.0	68	41247	No
252	GOM_NL__2PRFIN20100119_155042_000000462086_00111_41247_0935.N1	19-JAN-2010 15:50:42	Bright	45.500	120	1Del Oph	2.7340	3200.0	91	41247	No
253	GOM_NL__2PRFIN20100119_155240_000000522086_00111_41247_0936.N1	19-JAN-2010 15:52:40	Bright	52.000	86	35Eta Oph	2.4300	10200.	104	41247	No
254	GOM_NL__2PRFIN20100119_155627_000000472086_00111_41247_0937.N1	19-JAN-2010 15:56:27	Twilight	47.000	16	21Alp Sco	1.0200	3000.0	94	41247	No
255	GOM_NL__2PRFIN20100119_155802_000000432086_00111_41247_0938.N1	19-JAN-2010 15:58:02	Twilight	42.500	75	26Eps Sco	2.2910	4250.0	85	41247	No
256	GOM_NL__2PRFIN20100119_160151_000000412086_00111_41247_0939.N1	19-JAN-2010 16:01:51	Dark	40.500	131	Gam Lup	2.8000	26000.	81	41247	No
257	GOM_NL__2PRFIN20100119_160344_000000402086_00111_41247_0940.N1	19-JAN-2010 16:03:44	Dark	40.000	109	Bet Lup	2.6770	26000.	80	41247	No
258	GOM_NL__2PRFIN20100119_160514_000000492086_00111_41247_0941.N1	19-JAN-2010 16:05:14	Dark	49.000	78	Alp Lup	2.3040	28000.	98	41247	No
259	GOM_NL__2PRFIN20100119_160736_000000432086_00112_41248_0932.N1	19-JAN-2010 16:07:36	Dark	42.500	4	Alp1Cen	-0.010000	5800.0	85	41248	No
260	GOM_NL__2PRFIN20100119_161205_000000442086_00112_41248_0933.N1	19-JAN-2010 16:12:05	Dark	44.000	12	Alp1Cru	0.77500	30000.	88	41248	No
261	GOM_NL__2PRFIN20100119_161515_000000382086_00112_41248_0934.N1	19-JAN-2010 16:15:15	Dark	37.500	124	The Car	2.7640	30000.	75	41248	No
262	GOM_NL__2PRFIN20100119_161636_000000402086_00112_41248_0935.N1	19-JAN-2010 16:16:36	Dark	39.500	159	Ups Car	2.9200	7200.0	79	41248	No
263	GOM_NL__2PRFIN20100119_161829_000000412086_00112_41248_0936.N1	19-JAN-2010 16:18:29	Dark	40.500	71	lot Car	2.2460	7700.0	81	41248	No
264	GOM_NL__2PRFIN20100119_162020_000000432086_00112_41248_0937.N1	19-JAN-2010 16:20:20	Dark	43.000	46	Del Vel	1.9540	10600.	86	41248	No
265	GOM_NL__2PRFIN20100119_162300_000000432086_00112_41248_0938.N1	19-JAN-2010 16:23:00	Dark	43.000	34	Gam2Vel	1.7930	23000.	86	41248	No
266	GOM_NL__2PRFIN20100119_162507_000000422086_00112_41248_0939.N1	19-JAN-2010 16:25:07	Dark	41.500	70	Zet Pup	2.2460	39000.	83	41248	No
267	GOM_NL__2PRFIN20100119_162642_000000452086_00112_41248_0940.N1	19-JAN-2010 16:26:42	Straylight	45.000	117	Pi Pup	2.7060	3800.0	90	41248	No
268	GOM_NL__2PRFIN20100119_162913_000000382086_00112_41248_0941.N1	19-JAN-2010 16:29:13	Straylight	38.000	23	21Eps CMa	1.5020	26000.	76	41248	No
269	GOM_NL__2PRFIN20100119_163037_000000362086_00112_41248_0942.N1	19-JAN-2010 16:30:37	Straylight	36.000	179	24Omi2CMa	3.0320	24000.	72	41248	No
270	GOM_NL__2PRFIN20100119_163248_000000362086_00112_41248_0943.N1	19-JAN-2010 16:32:48	Straylight	36.000	1	9Alp CMa	-1.4400	11000.	72	41248	No
271	GOM_NL__2PRFIN20100119_163915_000000522086_00112_41248_0944.N1	19-JAN-2010 16:39:15	Tw_and_stray	52.000	8	10Alp CMi	0.40000	6500.0	104	41248	No
272	GOM_NL__2PRFIN20100119_164402_000000432086_00112_41248_0945.N1	19-JAN-2010 16:44:02	Bright	42.500	151	13Mu Gem	2.8900	3000.0	85	41248	No
273	GOM_NL__2PRFIN20100119_164727_000000422086_00112_41248_0946.N1	19-JAN-2010 16:47:27	Bright	42.000	24	66Alp Gem	1.5800	10200.	84	41248	No
274	GOM_NL__2PRFIN20100119_165023_000000362086_00112_41248_0947.N1	19-JAN-2010 16:50:23	Bright	36.000	42	34Bet Aur	1.9000	10200.	72	41248	No
275	GOM_NL__2PRFIN20100119_170257_000000522086_00112_41248_0948.N1	19-JAN-2010 17:02:57	Bright	52.000	49	1Alp UMi	1.9900	6300.0	104	41248	No
276	GOM_NL__2PRFIN20100119_170644_000000432086_00112_41248_0949.N1	19-JAN-2010 17:06:44	Bright	42.500	60	7Bet UMi	2.0810	3950.0	85	41248	No
277	GOM_NL__2PRFIN20100119_171110_000000422086_00112_41248_0950.N1	19-JAN-2010 17:11:10	Bright	41.500	119	14Eta Dra	2.7270	4700.0	83	41248	No
278	GOM_NL__2PRFIN20100119_171353_000000372086_00112_41248_0951.N1	19-JAN-2010 17:13:53	Bright	37.000	130	23Bet Dra	2.7990	5800.0	74	41248	No

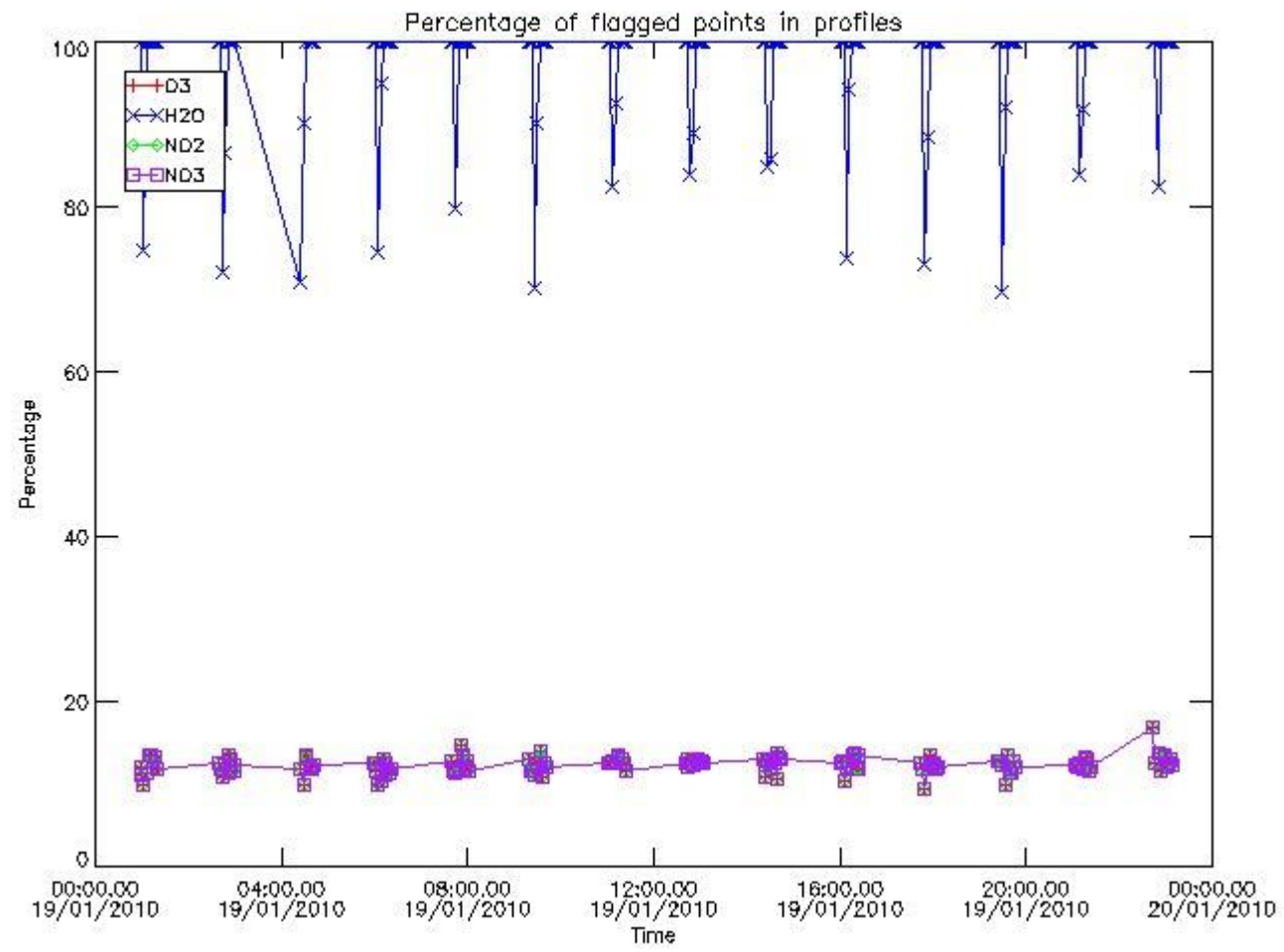
279	GOM_NL__2PRFIN20100119_172014_000000562086_00112_41248_0952.N1	19-JAN-2010 17:20:14	Bright	56.000	133	40Zet Her	2.8070	6000.0	112	41248	No
280	GOM_NL__2PRFIN20100119_172325_000000392086_00112_41248_0953.N1	19-JAN-2010 17:23:25	Bright	38.500	127	27Bet Her	2.7810	4700.0	77	41248	No
281	GOM_NL__2PRFIN20100119_172506_000000342086_00112_41248_0954.N1	19-JAN-2010 17:25:06	Bright	33.500	59	55Alp Oph	2.0800	8900.0	67	41248	No
282	GOM_NL__2PRFIN20100119_173118_000000502086_00112_41248_0955.N1	19-JAN-2010 17:31:18	Bright	49.500	120	1Del Oph	2.7340	3200.0	99	41248	No
283	GOM_NL__2PRFIN20100119_173316_000000522086_00112_41248_0956.N1	19-JAN-2010 17:33:16	Bright	52.000	86	35Eta Oph	2.4300	10200.	104	41248	No
284	GOM_NL__2PRFIN20100119_173704_000000512086_00112_41248_0957.N1	19-JAN-2010 17:37:04	Twilight	51.000	16	21Alp Sco	1.0200	3000.0	102	41248	No
285	GOM_NL__2PRFIN20100119_173838_000000462086_00112_41248_0958.N1	19-JAN-2010 17:38:38	Twilight	45.500	75	26Eps Sco	2.2910	4250.0	91	41248	No
286	GOM_NL__2PRFIN20100119_174228_000000412086_00112_41248_0959.N1	19-JAN-2010 17:42:28	Dark	41.000	131	Gam Lup	2.8000	26000.	82	41248	No
287	GOM_NL__2PRFIN20100119_174421_000000412086_00112_41248_0960.N1	19-JAN-2010 17:44:21	Dark	40.500	109	Bet Lup	2.6770	26000.	81	41248	No
288	GOM_NL__2PRFIN20100119_174551_000000442086_00112_41248_0961.N1	19-JAN-2010 17:45:51	Dark	43.500	78	Alp Lup	2.3040	28000.	87	41248	No
289	GOM_NL__2PRFIN20100119_174812_000000542086_00113_41249_0938.N1	19-JAN-2010 17:48:12	Dark	54.000	4	Alp1Cen	-0.010000	5800.0	108	41249	No
290	GOM_NL__2PRFIN20100119_175241_000000442086_00113_41249_0939.N1	19-JAN-2010 17:52:41	Dark	43.500	12	Alp1Cru	0.77500	30000.	87	41249	No
291	GOM_NL__2PRFIN20100119_175552_000000422086_00113_41249_0940.N1	19-JAN-2010 17:55:52	Dark	41.500	124	The Car	2.7640	30000.	83	41249	No
292	GOM_NL__2PRFIN20100119_175713_000000382086_00113_41249_0941.N1	19-JAN-2010 17:57:13	Dark	38.000	159	Ups Car	2.9200	7200.0	76	41249	No
293	GOM_NL__2PRFIN20100119_175906_000000412086_00113_41249_0942.N1	19-JAN-2010 17:59:06	Dark	41.000	71	lot Car	2.2460	7700.0	82	41249	No
294	GOM_NL__2PRFIN20100119_180056_000000412086_00113_41249_0943.N1	19-JAN-2010 18:00:56	Dark	40.500	46	Del Vel	1.9540	10600.	81	41249	No
295	GOM_NL__2PRFIN20100119_180336_000000432086_00113_41249_0944.N1	19-JAN-2010 18:03:36	Dark	42.500	34	Gam2Vel	1.7930	23000.	85	41249	No
296	GOM_NL__2PRFIN20100119_180544_000000432086_00113_41249_0945.N1	19-JAN-2010 18:05:44	Dark	42.500	70	Zet Pup	2.2460	39000.	85	41249	No
297	GOM_NL__2PRFIN20100119_180719_000000442086_00113_41249_0946.N1	19-JAN-2010 18:07:19	Straylight	44.000	117	Pi Pup	2.7060	3800.0	88	41249	No
298	GOM_NL__2PRFIN20100119_180949_000000422086_00113_41249_0947.N1	19-JAN-2010 18:09:49	Straylight	41.500	23	21Eps CMa	1.5020	26000.	83	41249	No
299	GOM_NL__2PRFIN20100119_181113_000000352086_00113_41249_0948.N1	19-JAN-2010 18:11:13	Straylight	35.000	179	24Omi2CMa	3.0320	24000.	70	41249	No
300	GOM_NL__2PRFIN20100119_181325_000000362086_00113_41249_0949.N1	19-JAN-2010 18:13:25	Straylight	36.000	1	9Alp CMa	-1.4400	11000.	72	41249	No
301	GOM_NL__2PRFIN20100119_181950_000000512086_00113_41249_0950.N1	19-JAN-2010 18:19:50	Tw_and_stray	51.000	8	10Alp CMi	0.40000	6500.0	102	41249	No
302	GOM_NL__2PRFIN20100119_182254_000000522086_00113_41249_0951.N1	19-JAN-2010 18:22:54	Bright	52.000	44	24Gam Gem	1.9280	11000.	104	41249	No
303	GOM_NL__2PRFIN20100119_182438_000000392086_00113_41249_0952.N1	19-JAN-2010 18:24:38	Bright	39.000	151	13Mu Gem	2.8900	3000.0	78	41249	No
304	GOM_NL__2PRFIN20100119_182803_000000422086_00113_41249_0953.N1	19-JAN-2010 18:28:03	Bright	42.000	24	66Alp Gem	1.5800	10200.	84	41249	No
305	GOM_NL__2PRFIN20100119_183059_000000372086_00113_41249_0954.N1	19-JAN-2010 18:30:59	Bright	36.500	42	34Bet Aur	1.9000	10200.	73	41249	No
306	GOM_NL__2PRFIN20100119_184333_000000362086_00113_41249_0955.N1	19-JAN-2010 18:43:33	Bright	36.000	49	1Alp UMi	1.9900	6300.0	72	41249	No
307	GOM_NL__2PRFIN20100119_184719_000000562086_00113_41249_0956.N1	19-JAN-2010 18:47:19	Bright	56.000	60	7Bet UMi	2.0810	3950.0	112	41249	No
308	GOM_NL__2PRFIN20100119_185146_000000412086_00113_41249_0957.N1	19-JAN-2010 18:51:46	Bright	41.000	119	14Eta Dra	2.7270	4700.0	82	41249	No
309	GOM_NL__2PRFIN20100119_185429_000000372086_00113_41249_0958.N1	19-JAN-2010 18:54:29	Bright	36.500	130	23Bet Dra	2.7990	5800.0	73	41249	No
310	GOM_NL__2PRFIN20100119_190050_000000372086_00113_41249_0959.N1	19-JAN-2010 19:00:50	Bright	37.000	133	40Zet Her	2.8070	6000.0	74	41249	No
311	GOM_NL__2PRFIN20100119_190402_000000472086_00113_41249_0960.N1	19-JAN-2010 19:04:02	Bright	46.500	127	27Bet Her	2.7810	4700.0	93	41249	No
312	GOM_NL__2PRFIN20100119_190542_000000492086_00113_41249_0961.N1	19-JAN-2010 19:05:42	Bright	49.000	59	55Alp Oph	2.0800	8900.0	98	41249	No
313	GOM_NL__2PRFIN20100119_191154_000000472086_00113_41249_0962.N1	19-JAN-2010 19:11:54	Bright	46.500	120	1Del Oph	2.7340	3200.0	93	41249	No
314	GOM_NL__2PRFIN20100119_191352_000000522086_00113_41249_0963.N1	19-JAN-2010 19:13:52	Bright	52.000	86	35Eta Oph	2.4300	10200.	104	41249	No
315	GOM_NL__2PRFIN20100119_191740_000000462086_00113_41249_0964.N1	19-JAN-2010 19:17:40	Twilight	45.500	16	21Alp Sco	1.0200	3000.0	91	41249	No
316	GOM_NL__2PRFIN20100119_191914_000000462086_00113_41249_0965.N1	19-JAN-2010 19:19:14	Twilight	46.000	75	26Eps Sco	2.2910	4250.0	92	41249	No
317	GOM_NL__2PRFIN20100119_192304_000000402086_00113_41249_0966.N1	19-JAN-2010 19:23:04	Dark	40.000	131	Gam Lup	2.8000	26000.	80	41249	No
318	GOM_NL__2PRFIN20100119_192457_000000442086_00113_41249_0967.N1	19-JAN-2010 19:24:57	Dark	43.500	109	Bet Lup	2.6770	26000.	87	41249	No
319	GOM_NL__2PRFIN20100119_192627_000000442086_00113_41249_0968.N1	19-JAN-2010 19:26:27	Dark	44.000	78	Alp Lup	2.3040	28000.	88	41249	No
320	GOM_NL__2PRFIN20100119_192849_000000422086_00114_41250_0966.N1	19-JAN-2010 19:28:49	Dark	41.500	4	Alp1Cen	-0.010000	5800.0	83	41250	No
321	GOM_NL__2PRFIN20100119_193317_000000522086_00114_41250_0967.N1	19-JAN-2010 19:33:17	Dark	51.500	12	Alp1Cru	0.77500	30000.	103	41250	No
322	GOM_NL__2PRFIN20100119_193628_000000382086_00114_41250_0968.N1	19-JAN-2010 19:36:28	Dark	37.500	124	The Car	2.7640	30000.	75	41250	No
323	GOM_NL__2PRFIN20100119_193749_000000432086_00114_41250_0969.N1	19-JAN-2010 19:37:49	Dark	43.000	159	Ups Car	2.9200	7200.0	86	41250	No
324	GOM_NL__2PRFIN20100119_193942_000000452086_00114_41250_0970.N1	19-JAN-2010 19:39:42	Dark	45.000	71	lot Car	2.2460	7700.0	90	41250	No
325	GOM_NL__2PRFIN20100119_194133_000000452086_00114_41250_0971.N1	19-JAN-2010 19:41:33	Dark	45.000	46	Del Vel	1.9540	10600.	90	41250	No
326	GOM_NL__2PRFIN20100119_194412_000000442086_00114_41250_0972.N1	19-JAN-2010 19:44:12	Dark	43.500	34	Gam2Vel	1.7930	23000.	87	41250	No
327	GOM_NL__2PRFIN20100119_194620_000000432086_00114_41250_0973.N1	19-JAN-2010 19:46:20	Dark	42.500	70	Zet Pup	2.2460	39000.	85	41250	No
328	GOM_NL__2PRFIN20100119_194755_000000442086_00114_41250_0974.N1	19-JAN-2010 19:47:55	Straylight	44.000	117	Pi Pup	2.7060	3800.0	88	41250	No
329	GOM_NL__2PRFIN20100119_195025_000000422086_00114_41250_0975.N1	19-JAN-2010 19:50:25	Straylight	42.000	23	21Eps CMa	1.5020	26000.	84	41250	No
330	GOM_NL__2PRFIN20100119_195149_000000392086_00114_41250_0976.N1	19-JAN-2010 19:51:49	Straylight	39.000	179	24Omi2CMa	3.0320	24000.	78	41250	No
331	GOM_NL__2PRFIN20100119_195400_000000432086_00114_41250_0977.N1	19-JAN-2010 19:54:00	Straylight	42.500	1	9Alp CMa	-1.4400	11000.	85	41250	No
332	GOM_NL__2PRFIN20100119_200026_000000522086_00114_41250_0978.N1	19-JAN-2010 20:00:26	Tw_and_stray	52.000	8	10Alp CMi	0.40000	6500.0	104	41250	No
333	GOM_NL__2PRFIN20100119_200329_000000482086_00114_41250_0979.N1	19-JAN-2010 20:03:29	Bright	48.000	44	24Gam Gem	1.9280	11000.	96	41250	No
334	GOM_NL__2PRFIN20100119_200514_000000422086_00114_41250_0980.N1	19-JAN-2010 20:05:14	Bright	42.000	151	13Mu Gem	2.8900	3000.0	84	41250	No
335	GOM_NL__2PRFIN20100119_200839_000000432086_00114_41250_0981.N1	19-JAN-2010 20:08:39	Bright	42.500	24	66Alp Gem	1.5800	10200.	85	41250	No
336	GOM_NL__2PRFIN20100119_201135_000000372086_00114_41250_0982.N1	19-JAN-2010 20:11:35	Bright	37.000	42	34Bet Aur	1.9000	10200.	74	41250	No
337	GOM_NL__2PRFIN20100119_202409_000000352086_00114_41250_0983.N1	19-JAN-2010 20:24:09	Bright	34.500	49	1Alp UMi	1.9900	6300.0	69	41250	No

338	GOM_NL__2PRFIN20100119_202755_000000402086_00114_41250_0984.N1	19-JAN-2010 20:27:55	Bright	40.000	60	7Bet UMi	2.0810	3950.0	80	41250	No
339	GOM_NL__2PRFIN20100119_203221_000000382086_00114_41250_0985.N1	19-JAN-2010 20:32:21	Bright	37.500	119	14Eta Dra	2.7270	4700.0	75	41250	No
340	GOM_NL__2PRFIN20100119_203505_000000382086_00114_41250_0986.N1	19-JAN-2010 20:35:05	Bright	37.500	130	23Bet Dra	2.7990	5800.0	75	41250	No
341	GOM_NL__2PRFIN20100119_204126_000000452086_00114_41250_0987.N1	19-JAN-2010 20:41:26	Bright	44.500	133	40Zet Her	2.8070	6000.0	89	41250	No
342	GOM_NL__2PRFIN20100119_204438_000000372086_00114_41250_0988.N1	19-JAN-2010 20:44:38	Bright	37.000	127	27Bet Her	2.7810	4700.0	74	41250	No
343	GOM_NL__2PRFIN20100119_205231_000000462086_00114_41250_0989.N1	19-JAN-2010 20:52:31	Bright	46.000	120	1Del Oph	2.7340	3200.0	92	41250	No
344	GOM_NL__2PRFIN20100119_205428_000000522086_00114_41250_0990.N1	19-JAN-2010 20:54:28	Bright	52.000	86	35Eta Oph	2.4300	10200.	104	41250	No
345	GOM_NL__2PRFIN20100119_205816_000000542086_00114_41250_0991.N1	19-JAN-2010 20:58:16	Twilight	54.000	16	21Alp Sco	1.0200	3000.0	108	41250	No
346	GOM_NL__2PRFIN20100119_205951_000000492086_00114_41250_0992.N1	19-JAN-2010 20:59:51	Twilight	49.000	75	26Eps Sco	2.2910	4250.0	98	41250	No
347	GOM_NL__2PRFIN20100119_210341_000000422086_00114_41250_0993.N1	19-JAN-2010 21:03:41	Dark	41.500	131	Gam Lup	2.8000	26000.	83	41250	No
348	GOM_NL__2PRFIN20100119_210534_000000422086_00114_41250_0994.N1	19-JAN-2010 21:05:34	Dark	42.000	109	Bet Lup	2.6770	26000.	84	41250	No
349	GOM_NL__2PRFIN20100119_210925_000000412086_00115_41251_0974.N1	19-JAN-2010 21:09:25	Dark	40.500	4	Alp1Cen	-0.010000	5800.0	81	41251	No
350	GOM_NL__2PRFIN20100119_211354_000000442086_00115_41251_0975.N1	19-JAN-2010 21:13:54	Dark	43.500	12	Alp1Cru	0.77500	30000.	87	41251	No
351	GOM_NL__2PRFIN20100119_211704_000000392086_00115_41251_0976.N1	19-JAN-2010 21:17:04	Dark	38.500	124	The Car	2.7640	30000.	77	41251	No
352	GOM_NL__2PRFIN20100119_211825_000000402086_00115_41251_0977.N1	19-JAN-2010 21:18:25	Dark	39.500	159	Ups Car	2.9200	7200.0	79	41251	No
353	GOM_NL__2PRFIN20100119_212018_000000442086_00115_41251_0978.N1	19-JAN-2010 21:20:18	Dark	44.000	71	lot Car	2.2460	7700.0	88	41251	No
354	GOM_NL__2PRFIN20100119_212209_000000442086_00115_41251_0979.N1	19-JAN-2010 21:22:09	Dark	44.000	46	Del Vel	1.9540	10600.	88	41251	No
355	GOM_NL__2PRFIN20100119_212449_000000422086_00115_41251_0980.N1	19-JAN-2010 21:24:49	Dark	42.000	34	Gam2Vel	1.7930	23000.	84	41251	No
356	GOM_NL__2PRFIN20100119_212656_000000452086_00115_41251_0981.N1	19-JAN-2010 21:26:56	Straylight	44.500	70	Zet Pup	2.2460	39000.	89	41251	No
357	GOM_NL__2PRFIN20100119_212831_000000432086_00115_41251_0982.N1	19-JAN-2010 21:28:31	Straylight	43.000	117	Pi Pup	2.7060	3800.0	86	41251	No
358	GOM_NL__2PRFIN20100119_213101_000000442086_00115_41251_0983.N1	19-JAN-2010 21:31:01	Straylight	43.500	23	21Eps CMa	1.5020	26000.	87	41251	No
359	GOM_NL__2PRFIN20100119_213225_000000402086_00115_41251_0984.N1	19-JAN-2010 21:32:25	Straylight	40.000	179	24Omi2CMa	3.0320	24000.	80	41251	No
360	GOM_NL__2PRFIN20100119_213437_000000432086_00115_41251_0985.N1	19-JAN-2010 21:34:37	Straylight	42.500	1	9Alp CMa	-1.4400	11000.	85	41251	No
361	GOM_NL__2PRFIN20100119_214102_000000542086_00115_41251_0986.N1	19-JAN-2010 21:41:02	Tw_and_stray	54.000	8	10Alp CMi	0.40000	6500.0	108	41251	No
362	GOM_NL__2PRFIN20100119_214405_000000532086_00115_41251_0987.N1	19-JAN-2010 21:44:05	Bright	53.000	44	24Gam Gem	1.9280	11000.	106	41251	No
363	GOM_NL__2PRFIN20100119_214550_000000412086_00115_41251_0988.N1	19-JAN-2010 21:45:50	Bright	41.000	151	13Mu Gem	2.8900	3000.0	82	41251	No
364	GOM_NL__2PRFIN20100119_214914_000000442086_00115_41251_0989.N1	19-JAN-2010 21:49:14	Bright	44.000	24	66Alp Gem	1.5800	10200.	88	41251	No
365	GOM_NL__2PRFIN20100119_215211_000000382086_00115_41251_0990.N1	19-JAN-2010 21:52:11	Bright	37.500	42	34Bet Aur	1.9000	10200.	75	41251	No
366	GOM_NL__2PRFIN20100119_220445_000000352086_00115_41251_0991.N1	19-JAN-2010 22:04:45	Bright	34.500	49	1Alp UMi	1.9900	6300.0	69	41251	No
367	GOM_NL__2PRFIN20100119_220831_000000412086_00115_41251_0992.N1	19-JAN-2010 22:08:31	Bright	40.500	60	7Bet UMi	2.0810	3950.0	81	41251	No
368	GOM_NL__2PRFIN20100119_221257_000000412086_00115_41251_0993.N1	19-JAN-2010 22:12:57	Bright	41.000	119	14Eta Dra	2.7270	4700.0	82	41251	No
369	GOM_NL__2PRFIN20100119_221541_000000522086_00115_41251_0994.N1	19-JAN-2010 22:15:41	Bright	52.000	130	23Bet Dra	2.7990	5800.0	104	41251	No
370	GOM_NL__2PRFIN20100119_222202_000000382086_00115_41251_0995.N1	19-JAN-2010 22:22:02	Bright	37.500	133	40Zet Her	2.8070	6000.0	75	41251	No
371	GOM_NL__2PRFIN20100119_222514_000000372086_00115_41251_0996.N1	19-JAN-2010 22:25:14	Bright	36.500	127	27Bet Her	2.7810	4700.0	73	41251	No
372	GOM_NL__2PRFIN20100119_223307_000000462086_00115_41251_0997.N1	19-JAN-2010 22:33:07	Bright	45.500	120	1Del Oph	2.7340	3200.0	91	41251	No
373	GOM_NL__2PRFIN20100119_223853_000000492086_00115_41251_0998.N1	19-JAN-2010 22:38:53	Twilight	48.500	16	21Alp Sco	1.0200	3000.0	97	41251	No
374	GOM_NL__2PRFIN20100119_224027_000000452086_00115_41251_0999.N1	19-JAN-2010 22:40:27	Twilight	45.000	75	26Eps Sco	2.2910	4250.0	90	41251	No
375	GOM_NL__2PRFIN20100119_224417_000000392086_00115_41251_1000.N1	19-JAN-2010 22:44:17	Dark	39.000	131	Gam Lup	2.8000	26000.	78	41251	No
376	GOM_NL__2PRFIN20100119_224611_000000412086_00115_41251_1001.N1	19-JAN-2010 22:46:11	Dark	41.000	109	Bet Lup	2.6770	26000.	82	41251	No
377	GOM_NL__2PRFIN20100119_225001_000000412086_00116_41252_0982.N1	19-JAN-2010 22:50:01	Dark	40.500	4	Alp1Cen	-0.010000	5800.0	81	41252	No
378	GOM_NL__2PRFIN20100119_225430_000000452086_00116_41252_0983.N1	19-JAN-2010 22:54:30	Dark	44.500	12	Alp1Cru	0.77500	30000.	89	41252	No
379	GOM_NL__2PRFIN20100119_225741_000000392086_00116_41252_0984.N1	19-JAN-2010 22:57:41	Dark	38.500	124	The Car	2.7640	30000.	77	41252	No
380	GOM_NL__2PRFIN20100119_225901_000000382086_00116_41252_0985.N1	19-JAN-2010 22:59:01	Dark	38.000	159	Ups Car	2.9200	7200.0	76	41252	No
381	GOM_NL__2PRFIN20100119_230055_000000422086_00116_41252_0986.N1	19-JAN-2010 23:00:55	Dark	42.000	71	lot Car	2.2460	7700.0	84	41252	No
382	GOM_NL__2PRFIN20100119_230245_000000412086_00116_41252_0987.N1	19-JAN-2010 23:02:45	Dark	41.000	46	Del Vel	1.9540	10600.	82	41252	No
383	GOM_NL__2PRFIN20100119_230525_000000432086_00116_41252_0988.N1	19-JAN-2010 23:05:25	Dark	43.000	34	Gam2Vel	1.7930	23000.	86	41252	No
384	GOM_NL__2PRFIN20100119_230733_000000422086_00116_41252_0989.N1	19-JAN-2010 23:07:33	Dark	41.500	70	Zet Pup	2.2460	39000.	83	41252	No
385	GOM_NL__2PRFIN20100119_230907_000000452086_00116_41252_0990.N1	19-JAN-2010 23:09:07	Straylight	44.500	117	Pi Pup	2.7060	3800.0	89	41252	No
386	GOM_NL__2PRFIN20100119_231138_000000422086_00116_41252_0991.N1	19-JAN-2010 23:11:38	Straylight	42.000	23	21Eps CMa	1.5020	26000.	84	41252	No
387	GOM_NL__2PRFIN20100119_231301_000000402086_00116_41252_0992.N1	19-JAN-2010 23:13:01	Straylight	40.000	179	24Omi2CMa	3.0320	24000.	80	41252	No
388	GOM_NL__2PRFIN20100119_231513_000000442086_00116_41252_0993.N1	19-JAN-2010 23:15:13	Straylight	43.500	1	9Alp CMa	-1.4400	11000.	87	41252	No
389	GOM_NL__2PRFIN20100119_232138_000000542086_00116_41252_0994.N1	19-JAN-2010 23:21:38	Tw_and_stray	53.500	8	10Alp CMi	0.40000	6500.0	107	41252	No
390	GOM_NL__2PRFIN20100119_232441_000000462086_00116_41252_0995.N1	19-JAN-2010 23:24:41	Bright	46.000	44	24Gam Gem	1.9280	11000.	92	41252	No
391	GOM_NL__2PRFIN20100119_232626_000000402086_00116_41252_0996.N1	19-JAN-2010 23:26:26	Bright	39.500	151	13Mu Gem	2.8900	3000.0	79	41252	No
392	GOM_NL__2PRFIN20100119_232950_000000442086_00116_41252_0997.N1	19-JAN-2010 23:29:50	Bright	43.500	24	66Alp Gem	1.5800	10200.	87	41252	No
393	GOM_NL__2PRFIN20100119_234520_000000352086_00116_41252_0998.N1	19-JAN-2010 23:45:20	Bright	35.000	49	1Alp UMi	1.9900	6300.0	70	41252	No
394	GOM_NL__2PRFIN20100119_234907_000000432086_00116_41252_0999.N1	19-JAN-2010 23:49:07	Bright	43.000	60	7Bet UMi	2.0810	3950.0	86	41252	No
395	GOM_NL__2PRFIN20100119_235333_000000382086_00116_41252_1000.N1	19-JAN-2010 23:53:33	Bright	38.000	119	14Eta Dra	2.7270	4700.0	76	41252	No
396	GOM_NL__2PRFIN20100119_235617_000000372086_00116_41252_1001.N1	19-JAN-2010 23:56:17	Bright	36.500	130	23Bet Dra	2.7990	5800.0	73	41252	No

3. Quality information per product

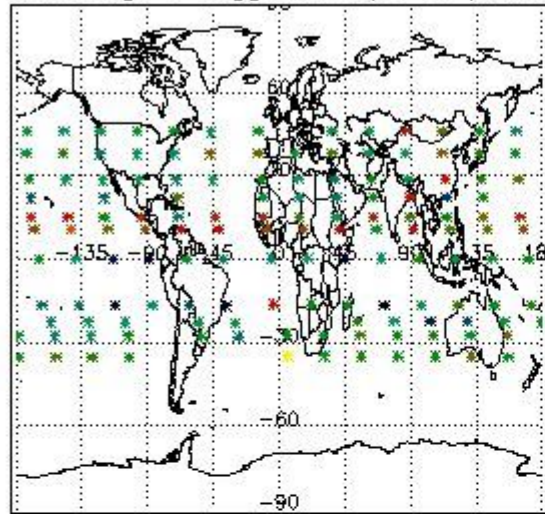
In this section it is plotted some information contained in the Quality Summary data set of the level 2 products. Only products in dark limb conditions and without errors (error flag in the MPH set to "0") are used.

3.1 Plot quality information per product (time dependant)

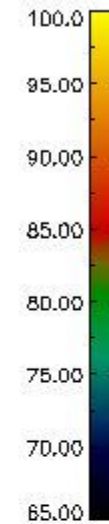
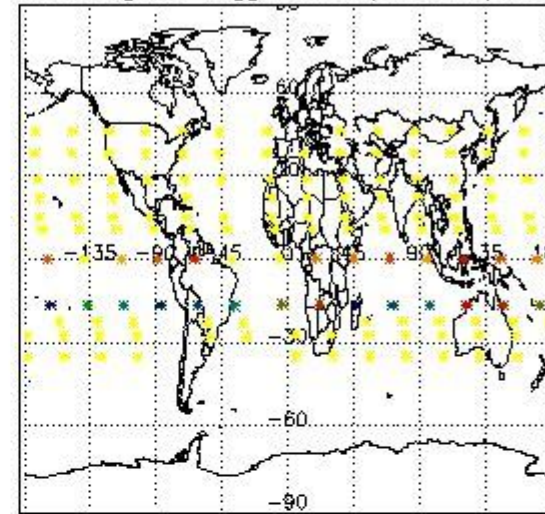


3.2 Plot quality information per product (world map)

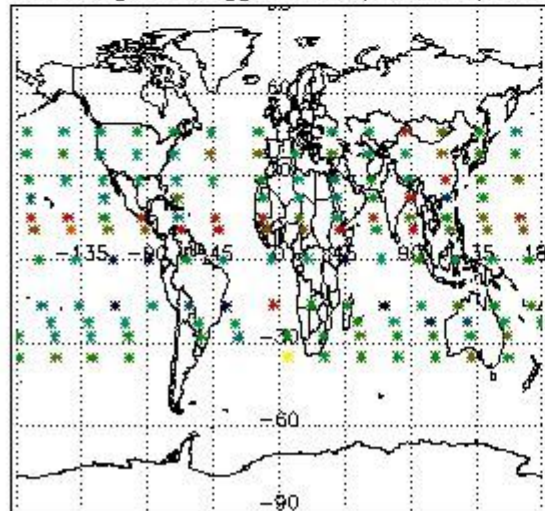
Percentage of flagged data per O3 profile



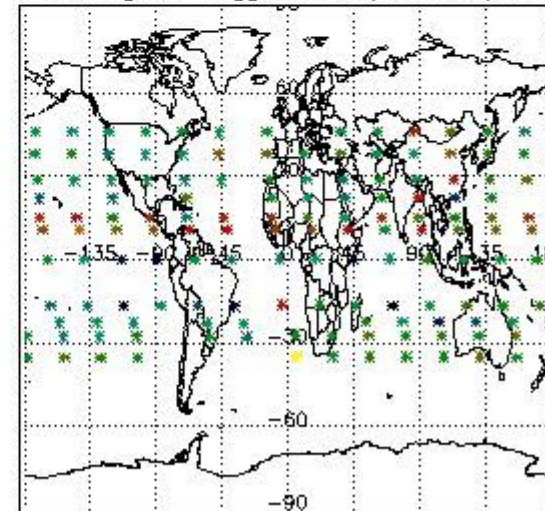
Percentage of flagged data per H2O profile



Percentage of flagged data per NO2 profile



Percentage of flagged data per NO3 profile

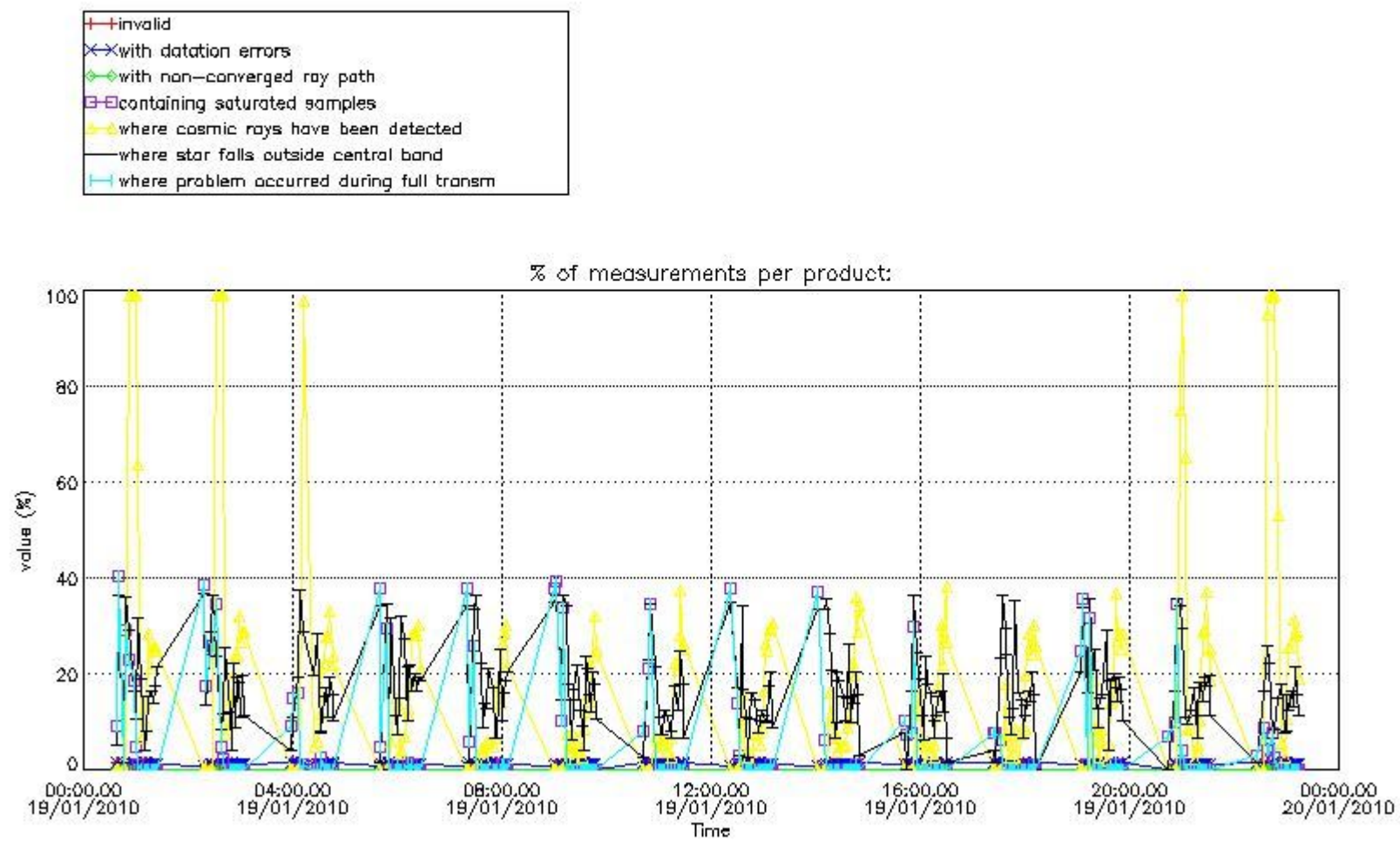


4. Level 1 quality information per product

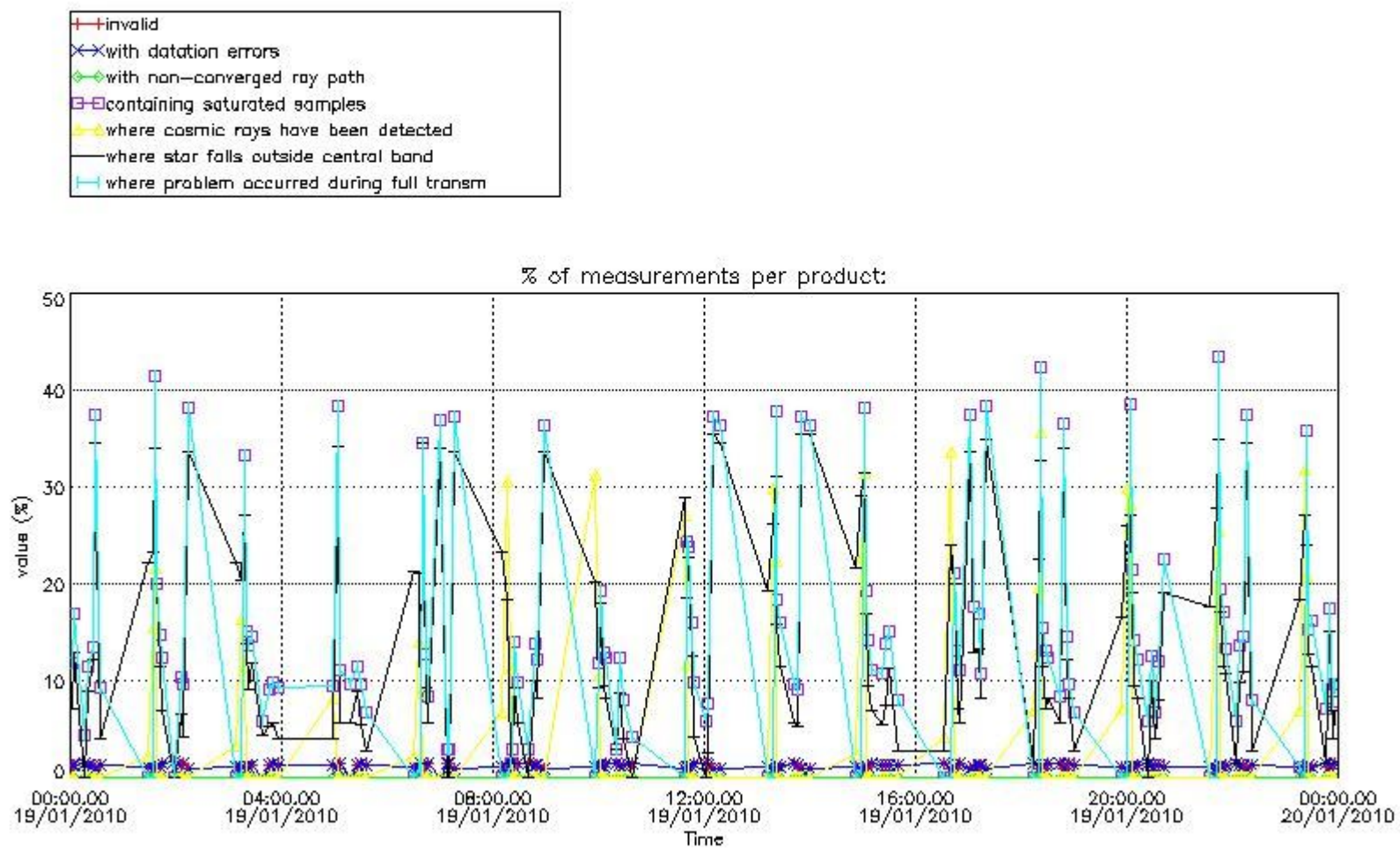
In this section it is plotted some information contained in the Quality Summary data set of the level 2 products that comes from the level 1b processing. Products without errors (error flag in the MPH set to "0") are used.

4.1 Plot quality information per product (time dependant) coming from level 1b processing

4.1.1 Plot level 1 quality information per product (time dependant): ENVISAT ASCENDING passes



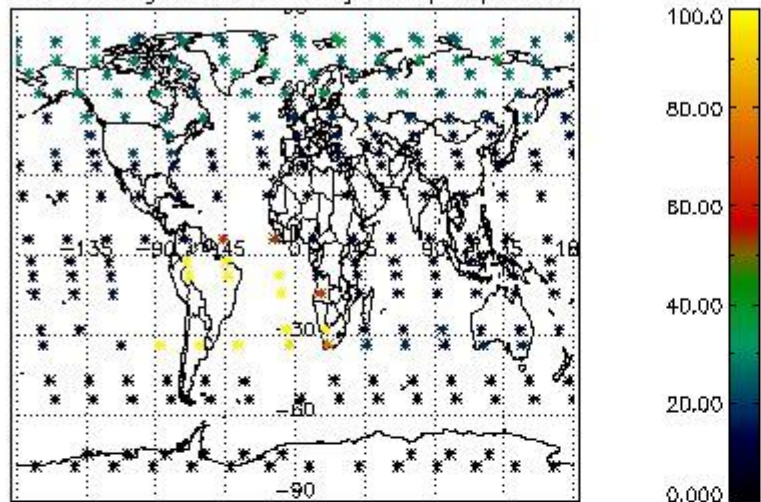
4.1.2 Plot level 1 quality information per product (time dependant): ENVISAT DESCENDING passes



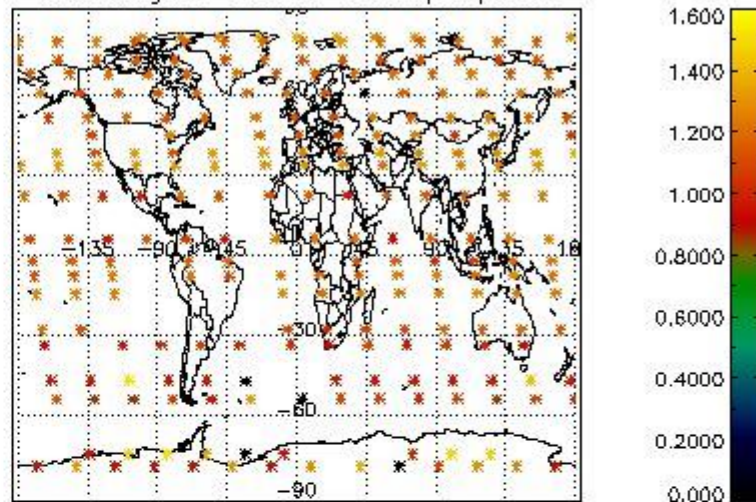
4.2 Plot quality information per product coming from level 1b processing (world map)

4.2.1 Plot level 1 quality information per product (world map): ENVISAT ASCENDING passes

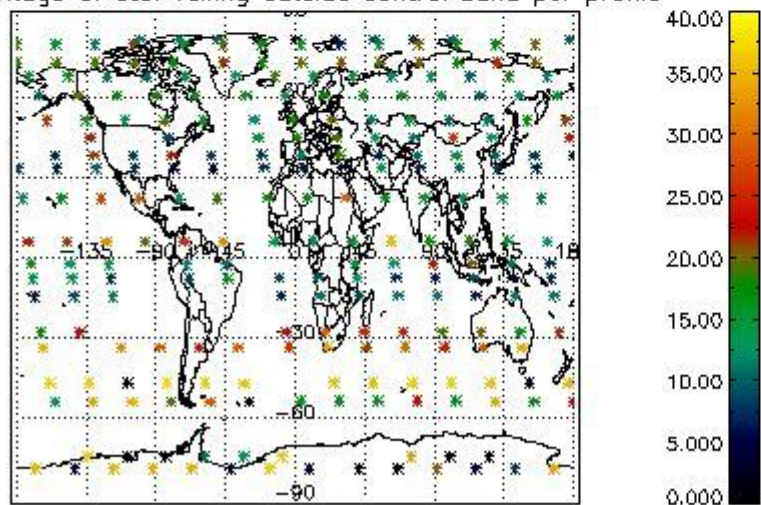
Percentage of cosmic ray hits per profile



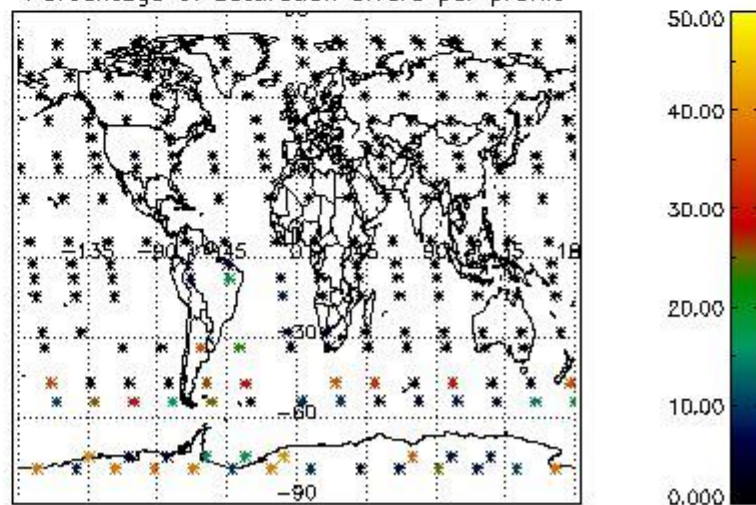
Percentage of datation errors per profile



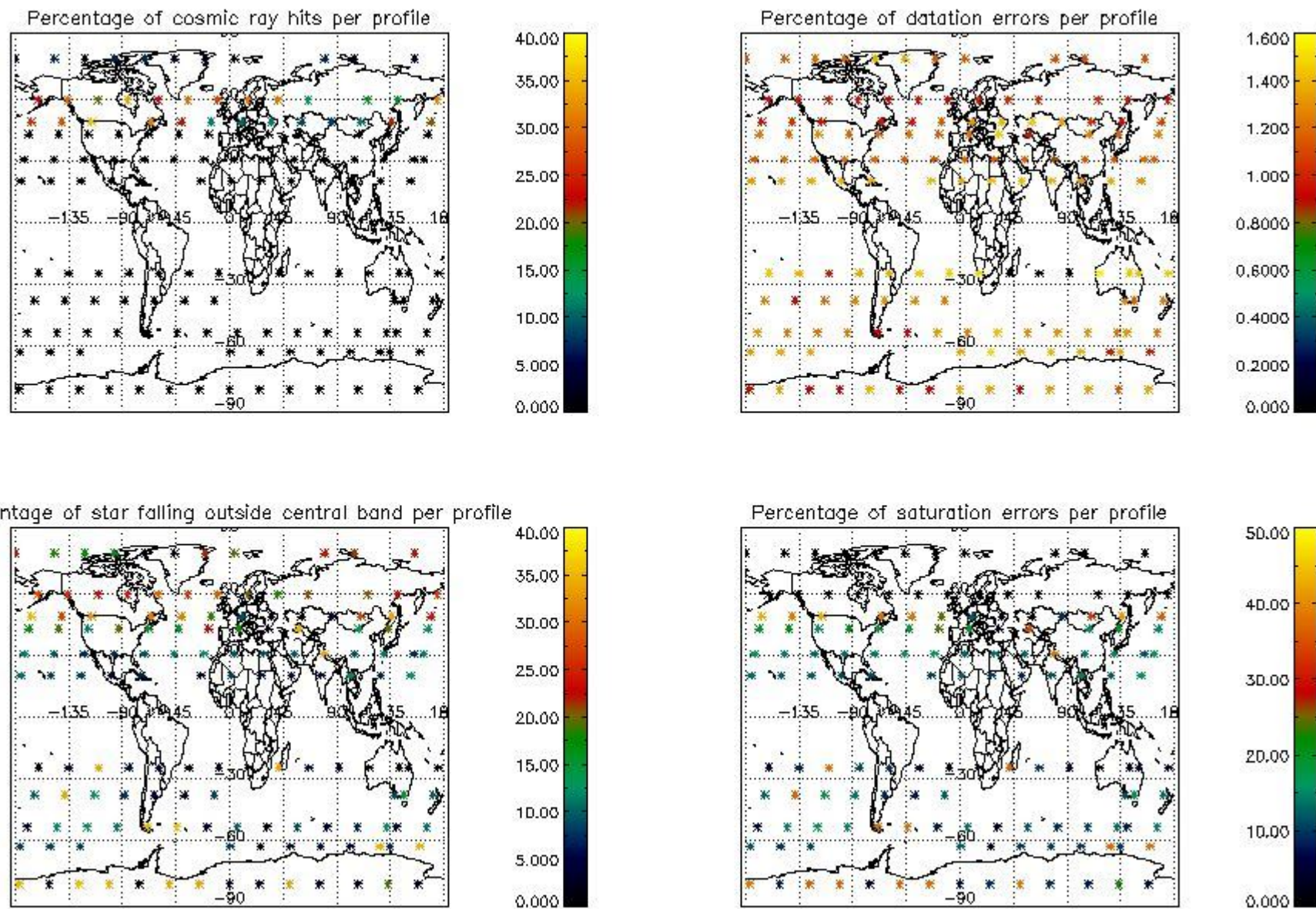
Percentage of star falling outside central band per profile



Percentage of saturation errors per profile



4.2.2 Plot level 1 quality information per product (world map): ENVISAT DESCENDING passes



5. Trace gas profiles

5.1 Ozone statistics based on quality of products

The final quality of the products can be "measured" using the STD (Standard Deviation) attached to every point profile. This information is written to the parameter GOM_NL__2P/NL_LOCAL_SPECIES_DENSITY/o3_std of the level 2 products. The table below shows the statistics for given STD ranges.

The statistics are given with respect to the overall valid production:

- Products without fatal errors: GOM_NL__2P/MPH/PRODUCT_ERR=0
- Valid point profile: GOM_NL__2P/NL_LOCAL_SPECIES_DENSITY/pcd(0)=0

The 'Criteria' is applied to valid points of dark limb products:

- Products in dark limb illumination condition: GOM_NL__2P/NL_SUMMARY_QUALITY/obs_ill_cond=0
- Products without fatal errors: GOM_NL__2P/MPH/PRODUCT_ERR=0
- Valid point profile: GOM_NL__2P/NL_LOCAL_SPECIES_DENSITY/pcd(0)=0

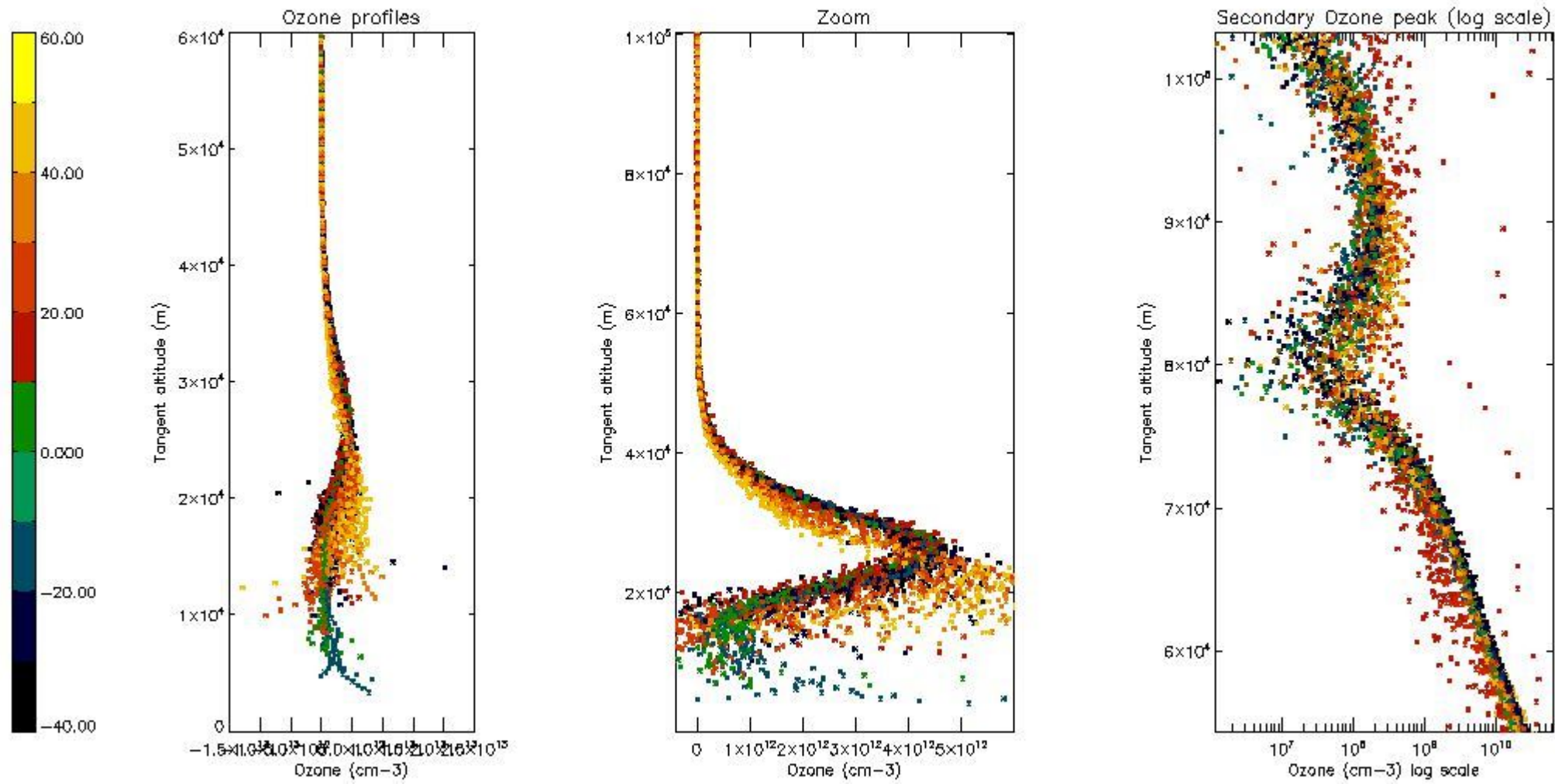
So, the table below shows the percentage of dark limb and valid observations for each criteria with respect to the overall valid daily observations.

Criteria	% of total production
All STD	36
STD < 20	20

STD < 10	16
STD < 5	12

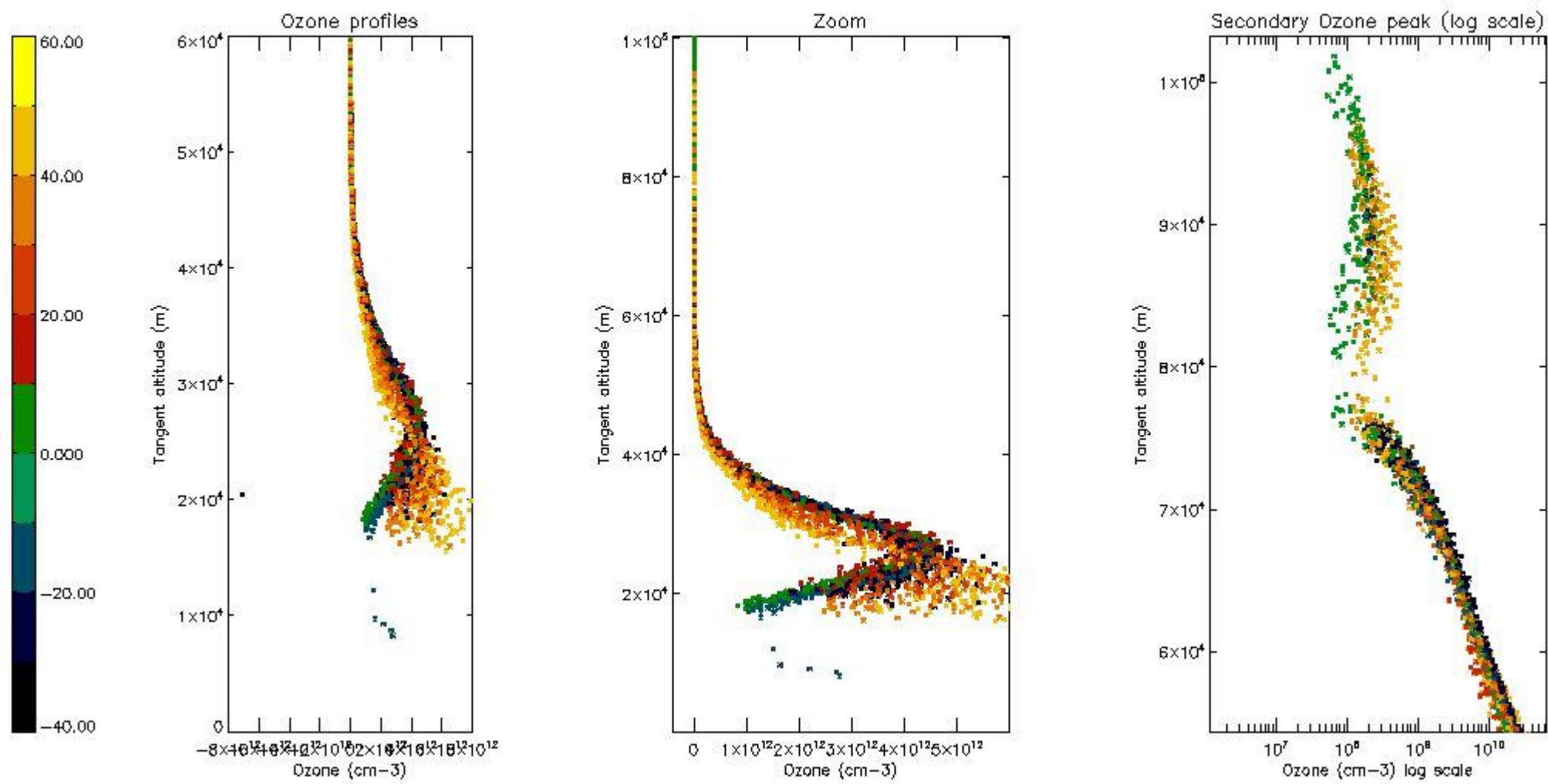
5.2 Plot ozone profiles for all STD (dark without errors)

The colorbar represents the latitude.



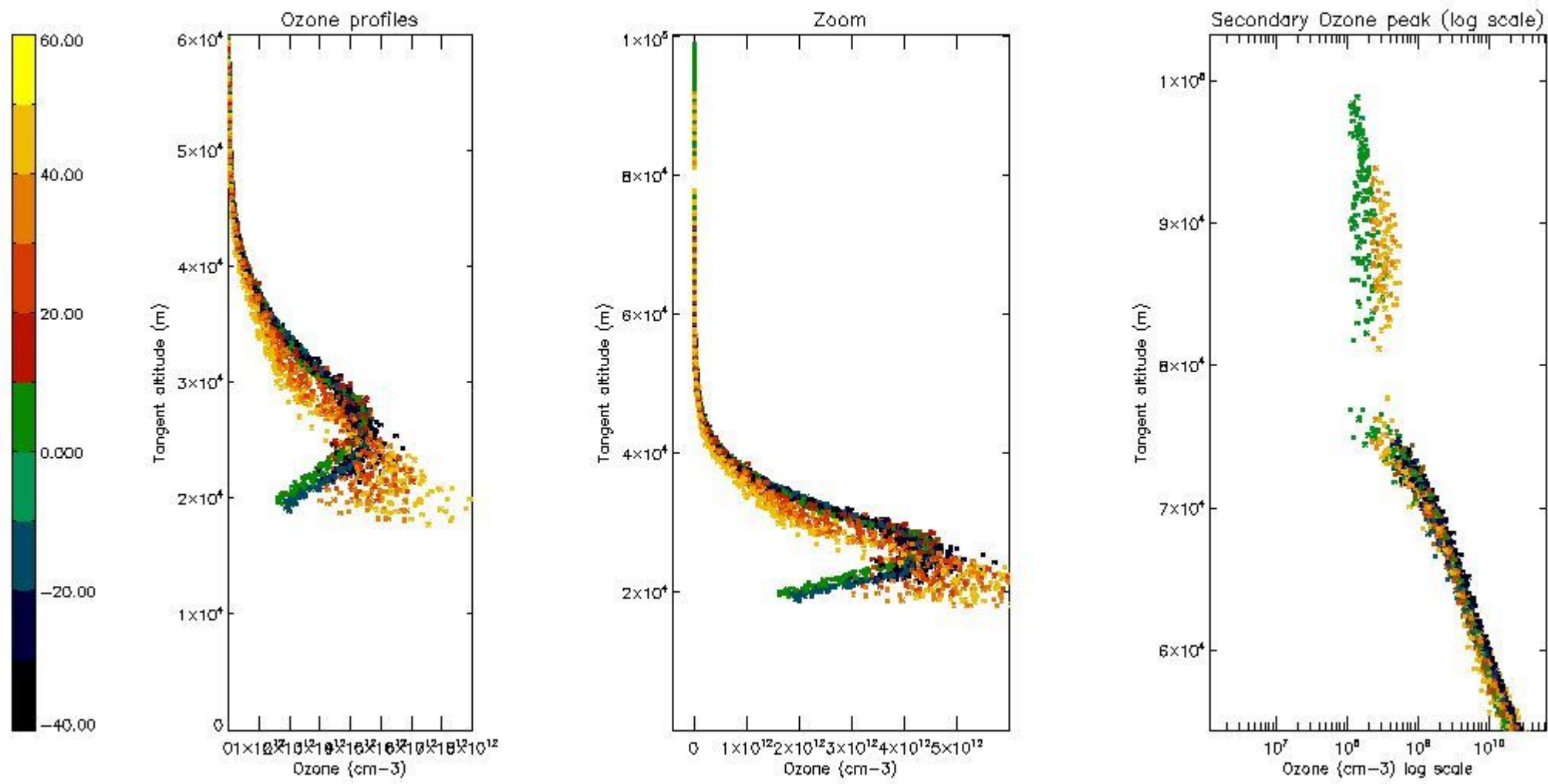
5.3 Plot ozone profiles where STD < 20% (dark without errors)

The colorbar represents the latitude.



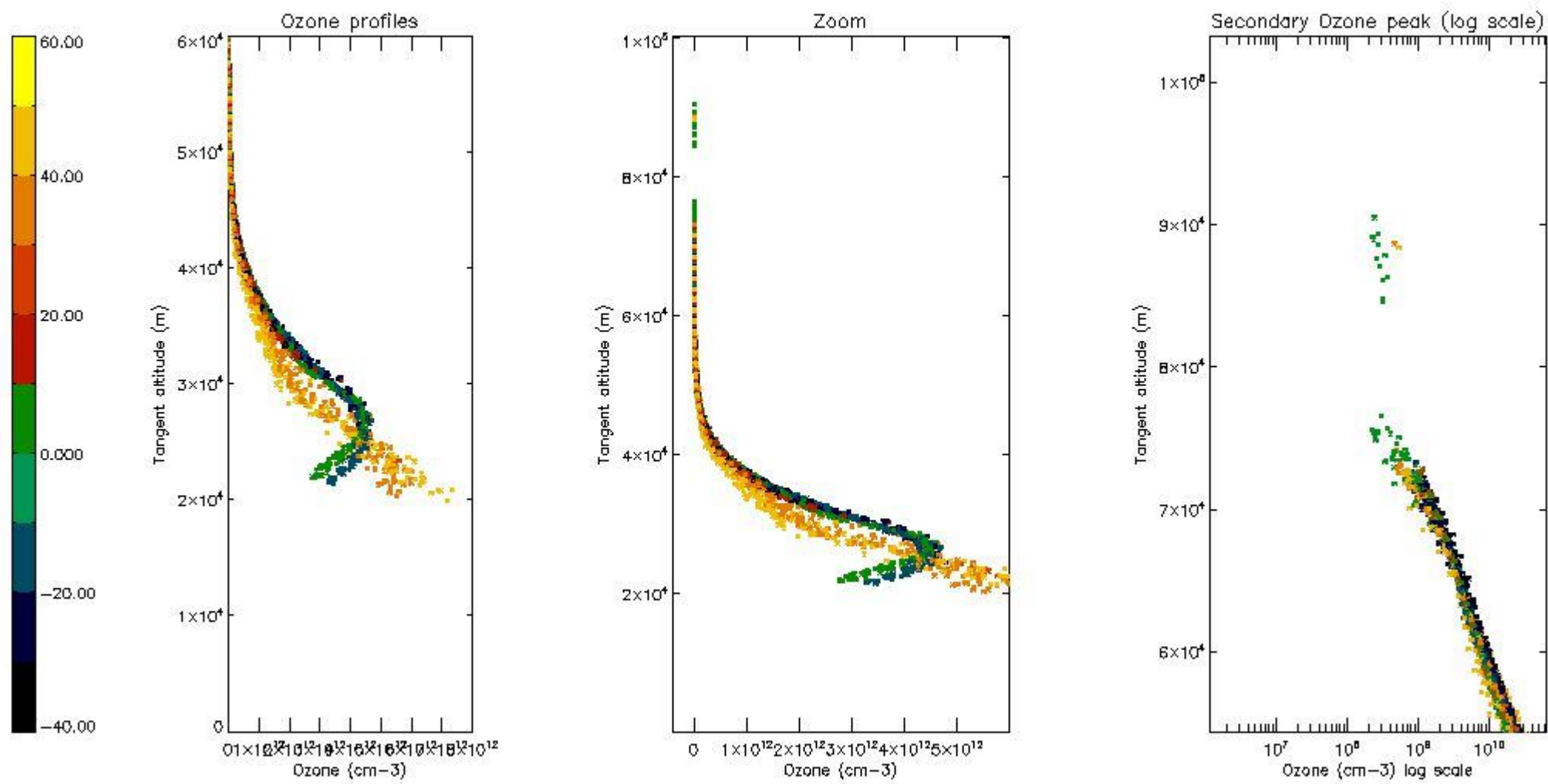
5.4 Plot ozone profiles where STD < 10% (dark without errors)

The colorbar represents the latitude.



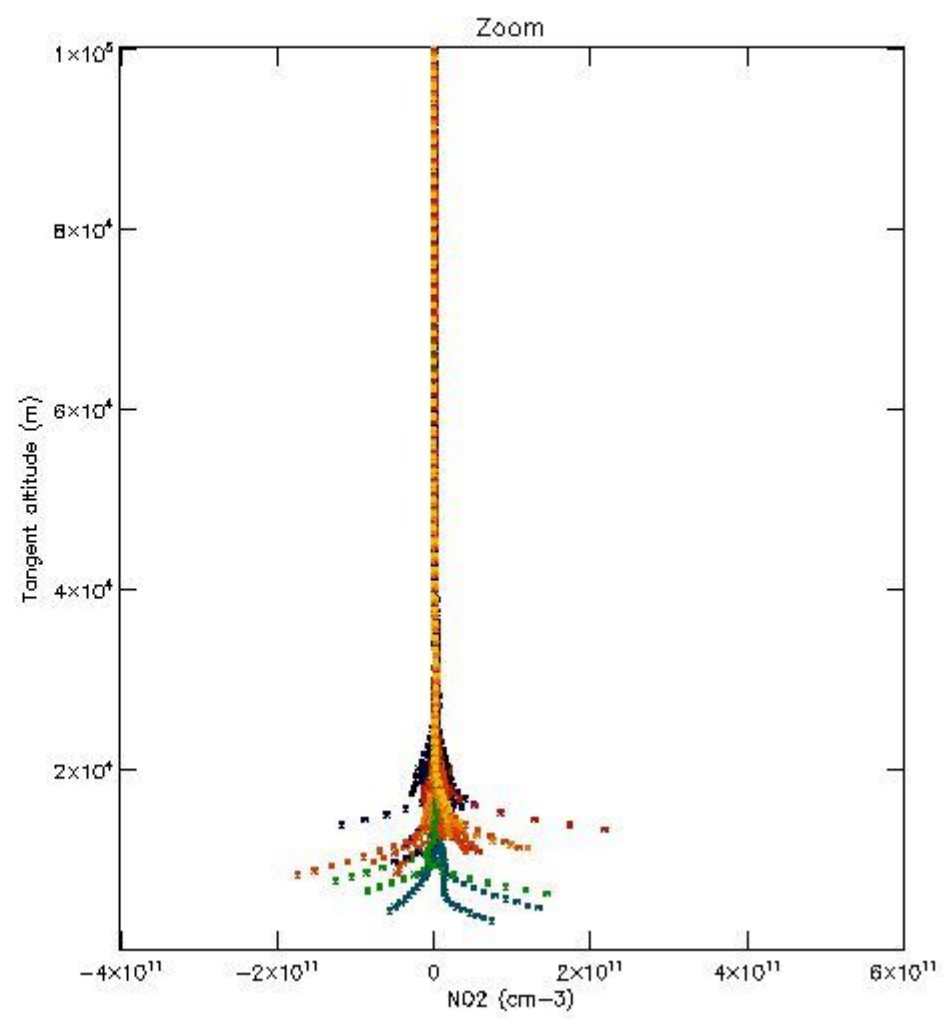
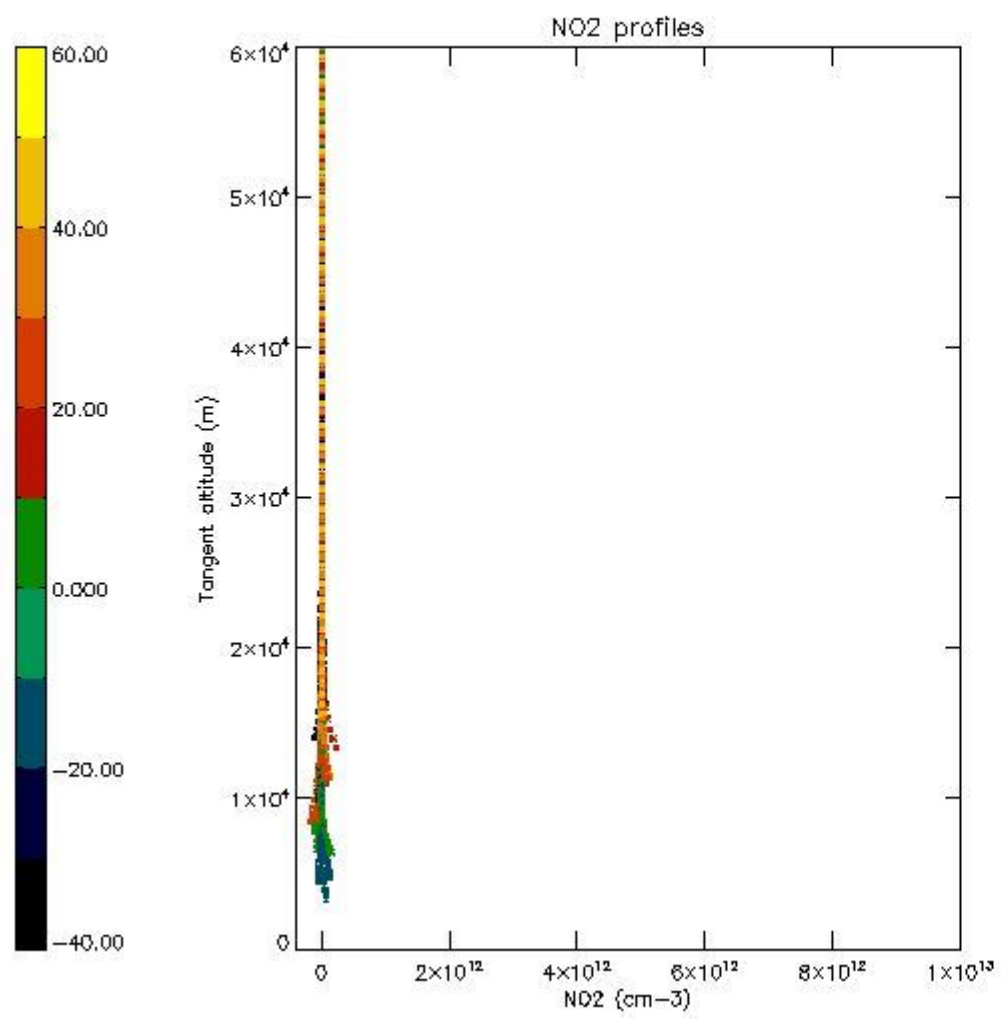
5.5 Plot ozone profiles where STD < 5% (dark without errors)

The colorbar represents the latitude.



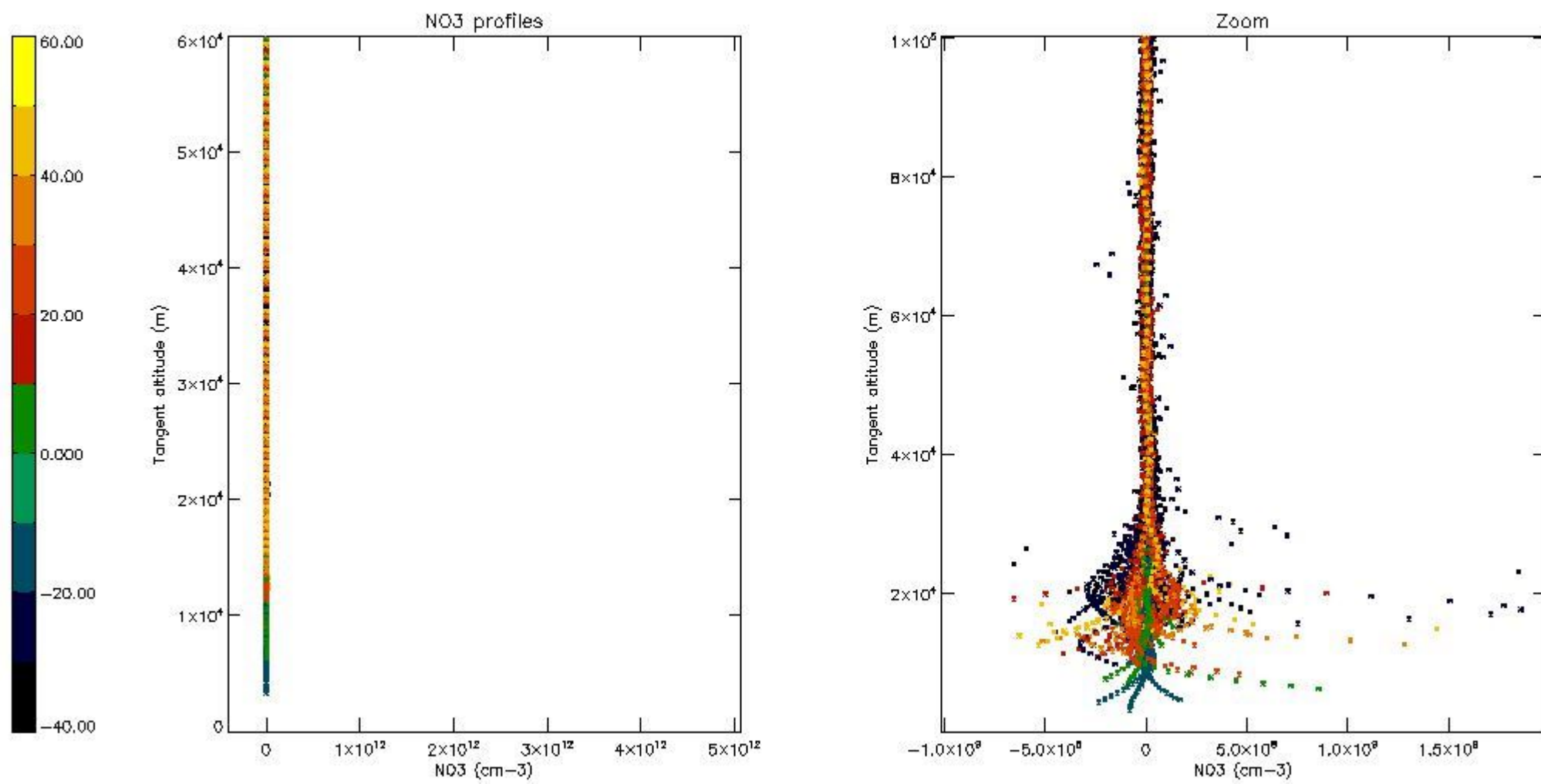
5.6 Plot NO₂ profiles for all STD (dark without errors)

The colorbar represents the latitude.



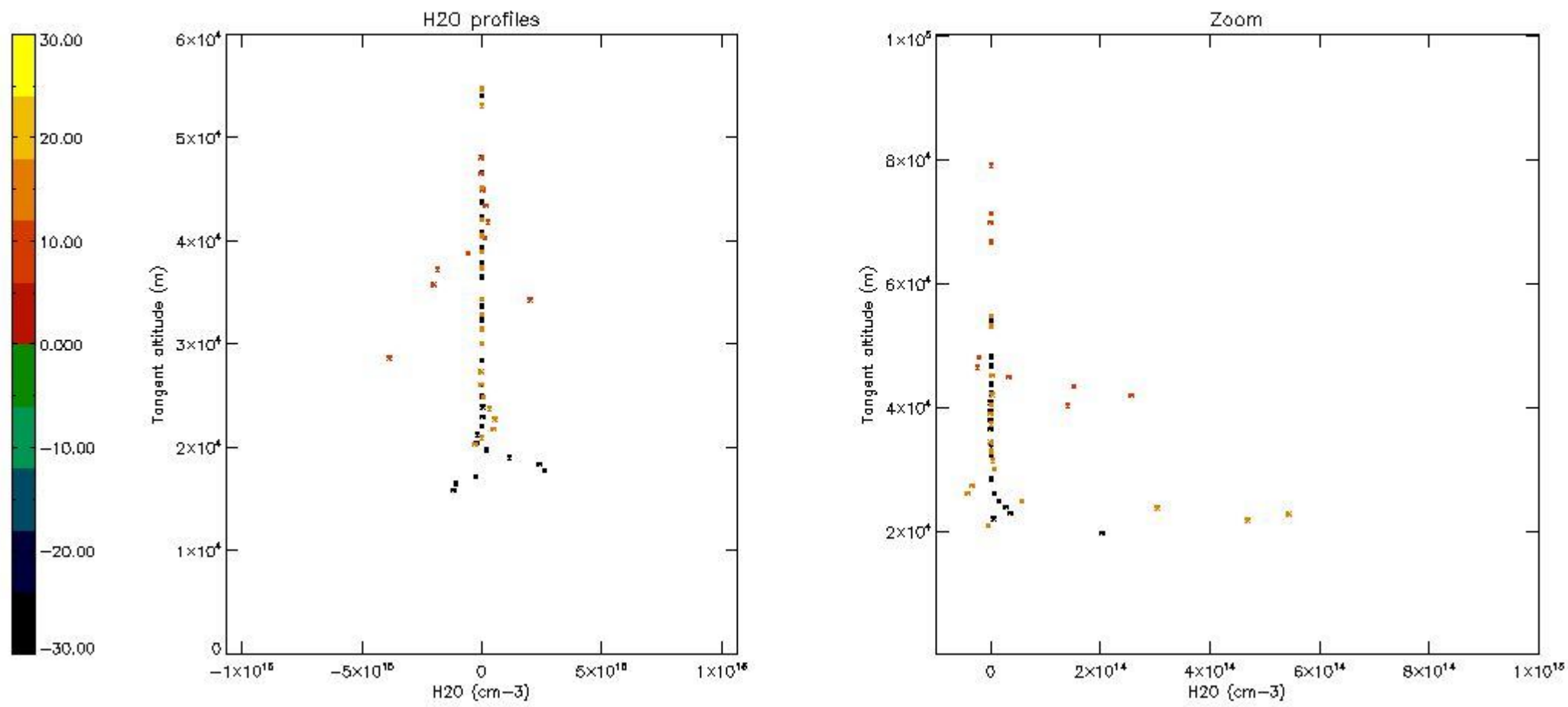
5.7 Plot NO3 profiles for all STD (dark without errors)

The colorbar represents the latitude.



5.8 Plot H2O profiles for all STD (only for occultations of stars 1,2,3,4,13,14,16,26,63 dark without errors)

The colorbar represents the latitude.



6. Auxiliary Data Files used for the production reported in section 2

The number reported in the third column indicates since which file (see list in section 2) the corresponding auxiliary file has been used. The fourth column is the date of those product files.

Type	Auxiliary Filename	Used since product	Used since product date
INST_PHYS_CHARACTERISTICS	GOM_INS_AXVIEC20091111_143220_20030716_120000_20500101_000000	1	19-JAN-2010 00:01:32
LEVEL-2_PROC_CONFIG	GOM_PR2_AXVIEC20091111_152718_20020301_000000_20500101_000000	1	19-JAN-2010 00:01:32
CROSS_SECTIONS_FILE	GOM_CRS_AXVIEC20091111_154832_20020301_000000_20500101_000000	1	19-JAN-2010 00:01:32

GOMOS Level 2 Daily Report

SUMMARY

[1. General Info](#)

[2. Summary of processed GOM_NL_2P products](#)

[3. Level 2 Quality information per product](#)

[3.1 Plot of level 2 quality information per product \(time dependant\)](#)

[3.2 Plot of level 2 quality information per product \(world map\)](#)

[4. Level 1 Quality information per product \(stored on level 2 products\)](#)

[4.1 Plot of level 1 quality information per product \(time dependant\)](#)

[4.1.1 Plot of level 1 quality information per product \(time dependant\): ASCENDING](#)

[4.1.2 Plot of level 1 quality information per product \(time dependant\): DESCENDING](#)

[4.2 Plot of level 1 quality information per product \(world map\)](#)

[4.2.1 Plot of level 1 quality information per product \(world map\): ASCENDING](#)

[4.2.2 Plot of level 1 quality information per product \(world map\): DESCENDING](#)

[5. Ozone profiles based on quality statistics and other trace gas profiles](#)

[5.1 Ozone statistics based on quality of products](#)

[5.2 Plot ozone profiles for all STD \(dark without errors\)](#)

[5.3 Plot ozone profiles where STD < 20% \(dark without errors\)](#)

[5.4. Plot ozone profiles where STD < 10% \(dark without errors\)](#)

[5.5. Plot ozone profiles where STD < 5% \(dark without errors\)](#)

[5.6 Plot NO2 profiles for all STD \(dark without errors\)](#)

[5.7 Plot NO3 profiles for all STD \(dark without errors\)](#)

[5.8 Plot H2O profiles \(only for occultations of stars 1,2,3,4,13,14,16,26,63 dark without errors\) for all STD](#)

[6. Auxiliary Data Files used for the production reported in section 2](#)

This report presents the daily analysis on parameters extracted from GOMOS level 2 data (GOM_NL__2P). It is intended to monitor some important parameters that will impact the quality of these products. A list of level 2 products (and content) that have arrived during the reporting day to the PCF is also given.

Item	Value
Time of report generation	26APR2013 16:32:23
Data source version	GOMOS/6.01
Start time of products	19-01-2010 (19JAN2010 00:00:00)
Stop time of products	20-01-2010 (20JAN2010 00:00:00)
Store outputs in DB	Yes
Nb of level 2 prods	396
Nb of prods with errors	0

2. Summary of processed GOM_NL__2P products.

Nr	Filename	UTC Start time	Limb	Duration	Star Id	Star Name	Star Mag	Star Temp	Nb Meas	Orbit	Prod. error
1	GOM_NL__2PRFIN20100119_000132_000000422086_00102_41238_0823.N1	19-JAN-2010 00:01:32	Bright	42.000	24	66Alp Gem	1.5800	10200.	84	41238	No
2	GOM_NL__2PRFIN20100119_000424_000000392086_00102_41238_0824.N1	19-JAN-2010 00:04:24	Bright	38.500	42	34Bet Aur	1.9000	10200.	77	41238	No
3	GOM_NL__2PRFIN20100119_001657_000000352086_00102_41238_0825.N1	19-JAN-2010 00:16:57	Bright	34.500	49	1Alp UMi	1.9900	6300.0	69	41238	No
4	GOM_NL__2PRFIN20100119_002046_000000402086_00102_41238_0826.N1	19-JAN-2010 00:20:46	Bright	39.500	60	7Bet UMi	2.0810	3950.0	79	41238	No
5	GOM_NL__2PRFIN20100119_002511_000000412086_00102_41238_0827.N1	19-JAN-2010 00:25:11	Bright	41.000	119	14Eta Dra	2.7270	4700.0	82	41238	No
6	GOM_NL__2PRFIN20100119_002753_000000522086_00102_41238_0828.N1	19-JAN-2010 00:27:53	Bright	52.000	130	23Bet Dra	2.7990	5800.0	104	41238	No
7	GOM_NL__2PRFIN20100119_003413_000000382086_00102_41238_0829.N1	19-JAN-2010 00:34:13	Bright	37.500	133	40Zet Her	2.8070	6000.0	75	41238	No
8	GOM_NL__2PRFIN20100119_003723_000000392086_00102_41238_0830.N1	19-JAN-2010 00:37:23	Bright	39.000	127	27Bet Her	2.7810	4700.0	78	41238	No
9	GOM_NL__2PRFIN20100119_003904_000000522086_00102_41238_0831.N1	19-JAN-2010 00:39:04	Bright	52.000	59	55Alp Oph	2.0800	8900.0	104	41238	No
10	GOM_NL__2PRFIN20100119_004514_000000382086_00102_41238_0832.N1	19-JAN-2010 00:45:14	Bright	38.000	120	1Del Oph	2.7340	3200.0	76	41238	No
11	GOM_NL__2PRFIN20100119_004713_000000522086_00102_41238_0833.N1	19-JAN-2010 00:47:13	Bright	51.500	86	35Eta Oph	2.4300	10200.	103	41238	No
12	GOM_NL__2PRFIN20100119_005100_000000502086_00102_41238_0834.N1	19-JAN-2010 00:51:00	Twilight	50.000	16	21Alp Sco	1.0200	3000.0	100	41238	No
13	GOM_NL__2PRFIN20100119_005814_000000462086_00102_41238_0835.N1	19-JAN-2010 00:58:14	Dark	45.500	109	Bet Lup	2.6770	26000.	91	41238	No
14	GOM_NL__2PRFIN20100119_005944_000000422086_00102_41238_0836.N1	19-JAN-2010 00:59:44	Dark	42.000	78	Alp Lup	2.3040	28000.	84	41238	No
15	GOM_NL__2PRFIN20100119_010208_000000522086_00103_41239_0819.N1	19-JAN-2010 01:02:08	Dark	52.000	4	Alp1Cen	-0.010000	5800.0	104	41239	No
16	GOM_NL__2PRFIN20100119_010636_000000452086_00103_41239_0820.N1	19-JAN-2010 01:06:36	Dark	45.000	12	Alp1Cru	0.77500	30000.	90	41239	No
17	GOM_NL__2PRFIN20100119_010947_000000382086_00103_41239_0821.N1	19-JAN-2010 01:09:47	Dark	37.500	124	The Car	2.7640	30000.	75	41239	No
18	GOM_NL__2PRFIN20100119_011109_000000382086_00103_41239_0822.N1	19-JAN-2010 01:11:09	Dark	38.000	159	Ups Car	2.9200	7200.0	76	41239	No
19	GOM_NL__2PRFIN20100119_011453_000000432086_00103_41239_0823.N1	19-JAN-2010 01:14:53	Dark	42.500	46	Del Vel	1.9540	10600.	85	41239	No
20	GOM_NL__2PRFIN20100119_011733_000000432086_00103_41239_0824.N1	19-JAN-2010 01:17:33	Dark	42.500	34	Gam2Vel	1.7930	23000.	85	41239	No
21	GOM_NL__2PRFIN20100119_011941_000000432086_00103_41239_0825.N1	19-JAN-2010 01:19:41	Dark	43.000	70	Zet Pup	2.2460	39000.	86	41239	No
22	GOM_NL__2PRFIN20100119_012117_000000432086_00103_41239_0826.N1	19-JAN-2010 01:21:17	Straylight	43.000	117	Pi Pup	2.7060	3800.0	86	41239	No
23	GOM_NL__2PRFIN20100119_012348_000000452086_00103_41239_0827.N1	19-JAN-2010 01:23:48	Straylight	44.500	23	21Eps CMa	1.5020	26000.	89	41239	No
24	GOM_NL__2PRFIN20100119_012724_000000452086_00103_41239_0828.N1	19-JAN-2010 01:27:24	Straylight	45.000	1	9Alp CMa	-1.4400	11000.	90	41239	No
25	GOM_NL__2PRFIN20100119_013352_000000522086_00103_41239_0829.N1	19-JAN-2010 01:33:52	Twilight_stray	51.500	8	10Alp CMi	0.40000	6500.0	103	41239	No
26	GOM_NL__2PRFIN20100119_013654_000000532086_00103_41239_0830.N1	19-JAN-2010 01:36:54	Bright	53.000	44	24Gam Gem	1.9280	11000.	106	41239	No
27	GOM_NL__2PRFIN20100119_013839_000000432086_00103_41239_0831.N1	19-JAN-2010 01:38:39	Bright	42.500	151	13Mu Gem	2.8900	3000.0	85	41239	No
28	GOM_NL__2PRFIN20100119_014207_000000442086_00103_41239_0832.N1	19-JAN-2010 01:42:07	Bright	44.000	24	66Alp Gem	1.5800	10200.	88	41239	No
29	GOM_NL__2PRFIN20100119_014459_000000372086_00103_41239_0833.N1	19-JAN-2010 01:44:59	Bright	36.500	42	34Bet Aur	1.9000	10200.	73	41239	No
30	GOM_NL__2PRFIN20100119_015733_000000322086_00103_41239_0834.N1	19-JAN-2010 01:57:33	Bright	32.000	49	1Alp UMi	1.9900	6300.0	64	41239	No
31	GOM_NL__2PRFIN20100119_020547_000000392086_00103_41239_0835.N1	19-JAN-2010 02:05:47	Bright	38.500	119	14Eta Dra	2.7270	4700.0	77	41239	No
32	GOM_NL__2PRFIN20100119_020829_000000362086_00103_41239_0836.N1	19-JAN-2010 02:08:29	Bright	36.000	130	23Bet Dra	2.7990	5800.0	72	41239	No
33	GOM_NL__2PRFIN20100119_021449_000000552086_00103_41239_0837.N1	19-JAN-2010 02:14:49	Bright	55.000	133	40Zet Her	2.8070	6000.0	110	41239	No
34	GOM_NL__2PRFIN20100119_021800_000000572086_00103_41239_0838.N1	19-JAN-2010 02:18:00	Bright	57.000	127	27Bet Her	2.7810	4700.0	114	41239	No
35	GOM_NL__2PRFIN20100119_021940_000000372086_00103_41239_0839.N1	19-JAN-2010 02:19:40	Bright	37.000	59	55Alp Oph	2.0800	8900.0	74	41239	No
36	GOM_NL__2PRFIN20100119_022550_000000522086_00103_41239_0840.N1	19-JAN-2010 02:25:50	Bright	52.000	120	1Del Oph	2.7340	3200.0	104	41239	No
37	GOM_NL__2PRFIN20100119_022750_000000522086_00103_41239_0841.N1	19-JAN-2010 02:27:50	Bright	52.000	86	35Eta Oph	2.4300	10200.	104	41239	No
38	GOM_NL__2PRFIN20100119_023136_000000472086_00103_41239_0842.N1	19-JAN-2010 02:31:36	Twilight	46.500	16	21Alp Sco	1.0200	3000.0	93	41239	No
39	GOM_NL__2PRFIN20100119_023851_000000412086_00103_41239_0843.N1	19-JAN-2010 02:38:51	Dark	41.000	109	Bet Lup	2.6770	26000.	82	41239	No
40	GOM_NL__2PRFIN20100119_024021_000000432086_00103_41239_0844.N1	19-JAN-2010 02:40:21	Dark	43.000	78	Alp Lup	2.3040	28000.	86	41239	No
41	GOM_NL__2PRFIN20100119_024245_000000472086_00104_41240_0848.N1	19-JAN-2010 02:42:45	Dark	47.000	4	Alp1Cen	-0.010000	5800.0	94	41240	No
42	GOM_NL__2PRFIN20100119_024713_000000422086_00104_41240_0849.N1	19-JAN-2010 02:47:13	Dark	41.500	12	Alp1Cru	0.77500	30000.	83	41240	No

43	GOM_NL__2PRFIN20100119_025024_000000382086_00104_41240_0850.N1	19-JAN-2010 02:50:24	Dark	37.500	124	The Car	2.7640	30000.	75	41240	No
44	GOM_NL__2PRFIN20100119_025146_000000452086_00104_41240_0851.N1	19-JAN-2010 02:51:46	Dark	45.000	159	Ups Car	2.9200	7200.0	90	41240	No
45	GOM_NL__2PRFIN20100119_025338_000000402086_00104_41240_0852.N1	19-JAN-2010 02:53:38	Dark	39.500	71	lot Car	2.2460	7700.0	79	41240	No
46	GOM_NL__2PRFIN20100119_025529_000000452086_00104_41240_0853.N1	19-JAN-2010 02:55:29	Dark	44.500	46	Del Vel	1.9540	10600.	89	41240	No
47	GOM_NL__2PRFIN20100119_025809_000000442086_00104_41240_0854.N1	19-JAN-2010 02:58:09	Dark	44.000	34	Gam2Vel	1.7930	23000.	88	41240	No
48	GOM_NL__2PRFIN20100119_030017_000000422086_00104_41240_0855.N1	19-JAN-2010 03:00:17	Dark	41.500	70	Zet Pup	2.2460	39000.	83	41240	No
49	GOM_NL__2PRFIN20100119_030153_000000442086_00104_41240_0856.N1	19-JAN-2010 03:01:53	Straylight	43.500	117	Pi Pup	2.7060	3800.0	87	41240	No
50	GOM_NL__2PRFIN20100119_030424_000000402086_00104_41240_0857.N1	19-JAN-2010 03:04:24	Straylight	40.000	23	21Eps CMa	1.5020	26000.	80	41240	No
51	GOM_NL__2PRFIN20100119_030800_000000452086_00104_41240_0858.N1	19-JAN-2010 03:08:00	Straylight	45.000	1	9Alp CMa	-1.4400	11000.	90	41240	No
52	GOM_NL__2PRFIN20100119_031428_000000492086_00104_41240_0859.N1	19-JAN-2010 03:14:28	Twilight	49.000	8	10Alp CMi	0.40000	6500.0	98	41240	No
53	GOM_NL__2PRFIN20100119_031730_000000482086_00104_41240_0860.N1	19-JAN-2010 03:17:30	Bright	48.000	44	24Gam Gem	1.9280	11000.	96	41240	No
54	GOM_NL__2PRFIN20100119_031915_000000402086_00104_41240_0861.N1	19-JAN-2010 03:19:15	Bright	40.000	151	13Mu Gem	2.8900	3000.0	80	41240	No
55	GOM_NL__2PRFIN20100119_032242_000000442086_00104_41240_0862.N1	19-JAN-2010 03:22:42	Bright	44.000	24	66Alp Gem	1.5800	10200.	88	41240	No
56	GOM_NL__2PRFIN20100119_032535_000000382086_00104_41240_0863.N1	19-JAN-2010 03:25:35	Bright	38.000	42	34Bet Aur	1.9000	10200.	76	41240	No
57	GOM_NL__2PRFIN20100119_033809_000000342086_00104_41240_0864.N1	19-JAN-2010 03:38:09	Bright	34.000	49	1Alp UMi	1.9900	6300.0	68	41240	No
58	GOM_NL__2PRFIN20100119_034622_000000392086_00104_41240_0865.N1	19-JAN-2010 03:46:22	Bright	38.500	119	14Eta Dra	2.7270	4700.0	77	41240	No
59	GOM_NL__2PRFIN20100119_034905_000000362086_00104_41240_0866.N1	19-JAN-2010 03:49:05	Bright	35.500	130	23Bet Dra	2.7990	5800.0	71	41240	No
60	GOM_NL__2PRFIN20100119_035525_000000382086_00104_41240_0867.N1	19-JAN-2010 03:55:25	Bright	37.500	133	40Zet Her	2.8070	6000.0	75	41240	No
61	GOM_NL__2PRFIN20100119_035836_000000392086_00104_41240_0868.N1	19-JAN-2010 03:58:36	Bright	38.500	127	27Bet Her	2.7810	4700.0	77	41240	No
62	GOM_NL__2PRFIN20100119_040016_000000372086_00104_41240_0869.N1	19-JAN-2010 04:00:16	Bright	37.000	59	55Alp Oph	2.0800	8900.0	74	41240	No
63	GOM_NL__2PRFIN20100119_040626_000000472086_00104_41240_0870.N1	19-JAN-2010 04:06:26	Bright	47.000	120	1Del Oph	2.7340	3200.0	94	41240	No
64	GOM_NL__2PRFIN20100119_040826_000000522086_00104_41240_0871.N1	19-JAN-2010 04:08:26	Bright	52.000	86	35Eta Oph	2.4300	10200.	104	41240	No
65	GOM_NL__2PRFIN20100119_041213_000000492086_00104_41240_0872.N1	19-JAN-2010 04:12:13	Twilight	49.000	16	21Alp Sco	1.0200	3000.0	98	41240	No
66	GOM_NL__2PRFIN20100119_042321_000000442086_00105_41241_0857.N1	19-JAN-2010 04:23:21	Dark	43.500	4	Alp1Cen	-0.010000	5800.0	87	41241	No
67	GOM_NL__2PRFIN20100119_042749_000000512086_00105_41241_0858.N1	19-JAN-2010 04:27:49	Dark	51.000	12	Alp1Cru	0.77500	30000.	102	41241	No
68	GOM_NL__2PRFIN20100119_043100_000000392086_00105_41241_0859.N1	19-JAN-2010 04:31:00	Dark	38.500	124	The Car	2.7640	30000.	77	41241	No
69	GOM_NL__2PRFIN20100119_043222_000000382086_00105_41241_0860.N1	19-JAN-2010 04:32:22	Dark	38.000	159	Ups Car	2.9200	7200.0	76	41241	No
70	GOM_NL__2PRFIN20100119_043606_000000432086_00105_41241_0861.N1	19-JAN-2010 04:36:06	Dark	42.500	46	Del Vel	1.9540	10600.	85	41241	No
71	GOM_NL__2PRFIN20100119_043846_000000442086_00105_41241_0862.N1	19-JAN-2010 04:38:46	Dark	43.500	34	Gam2Vel	1.7930	23000.	87	41241	No
72	GOM_NL__2PRFIN20100119_044054_000000422086_00105_41241_0863.N1	19-JAN-2010 04:40:54	Dark	41.500	70	Zet Pup	2.2460	39000.	83	41241	No
73	GOM_NL__2PRFIN20100119_044229_000000442086_00105_41241_0864.N1	19-JAN-2010 04:42:29	Straylight	44.000	117	Pi Pup	2.7060	3800.0	88	41241	No
74	GOM_NL__2PRFIN20100119_044500_000000422086_00105_41241_0865.N1	19-JAN-2010 04:45:00	Straylight	42.000	23	21Eps CMa	1.5020	26000.	84	41241	No
75	GOM_NL__2PRFIN20100119_044624_000000392086_00105_41241_0866.N1	19-JAN-2010 04:46:24	Straylight	39.000	179	24Omi2CMa	3.0320	24000.	78	41241	No
76	GOM_NL__2PRFIN20100119_045806_000000372086_00105_41241_0867.N1	19-JAN-2010 04:58:06	Bright	37.000	44	24Gam Gem	1.9280	11000.	74	41241	No
77	GOM_NL__2PRFIN20100119_050319_000000602086_00105_41241_0868.N1	19-JAN-2010 05:03:19	Bright	60.000	24	66Alp Gem	1.5800	10200.	120	41241	No
78	GOM_NL__2PRFIN20100119_050612_000000362086_00105_41241_0869.N1	19-JAN-2010 05:06:12	Bright	36.000	42	34Bet Aur	1.9000	10200.	72	41241	No
79	GOM_NL__2PRFIN20100119_051845_000000362086_00105_41241_0870.N1	19-JAN-2010 05:18:45	Bright	36.000	49	1Alp UMi	1.9900	6300.0	72	41241	No
80	GOM_NL__2PRFIN20100119_052659_000000392086_00105_41241_0871.N1	19-JAN-2010 05:26:59	Bright	39.000	119	14Eta Dra	2.7270	4700.0	78	41241	No
81	GOM_NL__2PRFIN20100119_052941_000000372086_00105_41241_0872.N1	19-JAN-2010 05:29:41	Bright	36.500	130	23Bet Dra	2.7990	5800.0	73	41241	No
82	GOM_NL__2PRFIN20100119_053601_000000372086_00105_41241_0873.N1	19-JAN-2010 05:36:01	Bright	37.000	133	40Zet Her	2.8070	6000.0	74	41241	No
83	GOM_NL__2PRFIN20100119_053912_000000572086_00105_41241_0874.N1	19-JAN-2010 05:39:12	Bright	57.000	127	27Bet Her	2.7810	4700.0	114	41241	No
84	GOM_NL__2PRFIN20100119_054052_000000332086_00105_41241_0875.N1	19-JAN-2010 05:40:52	Bright	33.000	59	55Alp Oph	2.0800	8900.0	66	41241	No
85	GOM_NL__2PRFIN20100119_054703_000000582086_00105_41241_0876.N1	19-JAN-2010 05:47:03	Bright	58.000	120	1Del Oph	2.7340	3200.0	116	41241	No
86	GOM_NL__2PRFIN20100119_054902_000000332086_00105_41241_0877.N1	19-JAN-2010 05:49:02	Bright	33.000	86	35Eta Oph	2.4300	10200.	66	41241	No
87	GOM_NL__2PRFIN20100119_055249_000000522086_00105_41241_0878.N1	19-JAN-2010 05:52:49	Twilight	52.000	16	21Alp Sco	1.0200	3000.0	104	41241	No
88	GOM_NL__2PRFIN20100119_055812_000000412086_00105_41241_0879.N1	19-JAN-2010 05:58:12	Dark	40.500	131	Gam Lup	2.8000	26000.	81	41241	No
89	GOM_NL__2PRFIN20100119_060004_000000412086_00105_41241_0880.N1	19-JAN-2010 06:00:04	Dark	40.500	109	Bet Lup	2.6770	26000.	81	41241	No
90	GOM_NL__2PRFIN20100119_060134_000000442086_00105_41241_0881.N1	19-JAN-2010 06:01:34	Dark	44.000	78	Alp Lup	2.3040	28000.	88	41241	No
91	GOM_NL__2PRFIN20100119_060358_000000522086_00106_41242_0866.N1	19-JAN-2010 06:03:58	Dark	51.500	4	Alp1Cen	-0.010000	5800.0	103	41242	No
92	GOM_NL__2PRFIN20100119_060826_000000502086_00106_41242_0867.N1	19-JAN-2010 06:08:26	Dark	49.500	12	Alp1Cru	0.77500	30000.	99	41242	No
93	GOM_NL__2PRFIN20100119_061137_000000392086_00106_41242_0868.N1	19-JAN-2010 06:11:37	Dark	39.000	124	The Car	2.7640	30000.	78	41242	No
94	GOM_NL__2PRFIN20100119_061258_000000452086_00106_41242_0869.N1	19-JAN-2010 06:12:58	Dark	44.500	159	Ups Car	2.9200	7200.0	89	41242	No
95	GOM_NL__2PRFIN20100119_061451_000000462086_00106_41242_0870.N1	19-JAN-2010 06:14:51	Dark	45.500	71	lot Car	2.2460	7700.0	91	41242	No
96	GOM_NL__2PRFIN20100119_061642_000000432086_00106_41242_0871.N1	19-JAN-2010 06:16:42	Dark	43.000	46	Del Vel	1.9540	10600.	86	41242	No
97	GOM_NL__2PRFIN20100119_061922_000000452086_00106_41242_0872.N1	19-JAN-2010 06:19:22	Dark	45.000	34	Gam2Vel	1.7930	23000.	90	41242	No
98	GOM_NL__2PRFIN20100119_062130_000000432086_00106_41242_0873.N1	19-JAN-2010 06:21:30	Dark	43.000	70	Zet Pup	2.2460	39000.	86	41242	No
99	GOM_NL__2PRFIN20100119_062305_000000452086_00106_41242_0874.N1	19-JAN-2010 06:23:05	Straylight	44.500	117	Pi Pup	2.7060	3800.0	89	41242	No
100	GOM_NL__2PRFIN20100119_062536_000000432086_00106_41242_0875.N1	19-JAN-2010 06:25:36	Straylight	43.000	23	21Eps CMa	1.5020	26000.	86	41242	No
101	GOM_NL__2PRFIN20100119_062912_000000452086_00106_41242_0876.N1	19-JAN-2010 06:29:12	Straylight	44.500	1	9Alp CMa	-1.4400	11000.	89	41242	No

102	GOM_NL__2PRFIN20100119_063540_000000502086_00106_41242_0877.N1	19-JAN-2010 06:35:40	Twilight	50.000	8	10Alp CMI	0.40000	6500.0	100	41242	No
103	GOM_NL__2PRFIN20100119_063842_000000352086_00106_41242_0878.N1	19-JAN-2010 06:38:42	Bright	34.500	44	24Gam Gem	1.9280	11000.	69	41242	No
104	GOM_NL__2PRFIN20100119_064027_000000522086_00106_41242_0879.N1	19-JAN-2010 06:40:27	Bright	52.000	151	13Mu Gem	2.8900	3000.0	104	41242	No
105	GOM_NL__2PRFIN20100119_064354_000000432086_00106_41242_0880.N1	19-JAN-2010 06:43:54	Bright	43.000	24	66Alp Gem	1.5800	10200.	86	41242	No
106	GOM_NL__2PRFIN20100119_064648_000000362086_00106_41242_0881.N1	19-JAN-2010 06:46:48	Bright	35.500	42	34Bet Aur	1.9000	10200.	71	41242	No
107	GOM_NL__2PRFIN20100119_065921_000000522086_00106_41242_0882.N1	19-JAN-2010 06:59:21	Bright	51.500	49	1Alp UMi	1.9900	6300.0	103	41242	No
108	GOM_NL__2PRFIN20100119_070734_000000352086_00106_41242_0883.N1	19-JAN-2010 07:07:34	Bright	35.000	119	14Eta Dra	2.7270	4700.0	70	41242	No
109	GOM_NL__2PRFIN20100119_071017_000000342086_00106_41242_0884.N1	19-JAN-2010 07:10:17	Bright	33.500	130	23Bet Dra	2.7990	5800.0	67	41242	No
110	GOM_NL__2PRFIN20100119_071637_000000552086_00106_41242_0885.N1	19-JAN-2010 07:16:37	Bright	55.000	133	40Zet Her	2.8070	6000.0	110	41242	No
111	GOM_NL__2PRFIN20100119_071948_000000572086_00106_41242_0886.N1	19-JAN-2010 07:19:48	Bright	57.000	127	27Bet Her	2.7810	4700.0	114	41242	No
112	GOM_NL__2PRFIN20100119_072129_000000342086_00106_41242_0887.N1	19-JAN-2010 07:21:29	Bright	33.500	59	55Alp Oph	2.0800	8900.0	67	41242	No
113	GOM_NL__2PRFIN20100119_072739_000000582086_00106_41242_0888.N1	19-JAN-2010 07:27:39	Bright	58.000	120	1Del Oph	2.7340	3200.0	116	41242	No
114	GOM_NL__2PRFIN20100119_072938_000000522086_00106_41242_0889.N1	19-JAN-2010 07:29:38	Bright	52.000	86	35Eta Oph	2.4300	10200.	104	41242	No
115	GOM_NL__2PRFIN20100119_073500_000000452086_00106_41242_0890.N1	19-JAN-2010 07:35:00	Twilight	45.000	75	26Eps Sco	2.2910	4250.0	90	41242	No
116	GOM_NL__2PRFIN20100119_073849_000000402086_00106_41242_0891.N1	19-JAN-2010 07:38:49	Dark	40.000	131	Gam Lup	2.8000	26000.	80	41242	No
117	GOM_NL__2PRFIN20100119_074041_000000442086_00106_41242_0892.N1	19-JAN-2010 07:40:41	Dark	44.000	109	Bet Lup	2.6770	26000.	88	41242	No
118	GOM_NL__2PRFIN20100119_074211_000000432086_00106_41242_0893.N1	19-JAN-2010 07:42:11	Dark	43.000	78	Alp Lup	2.3040	28000.	86	41242	No
119	GOM_NL__2PRFIN20100119_074434_000000452086_00107_41243_0876.N1	19-JAN-2010 07:44:34	Dark	45.000	4	Alp1Cen	-0.010000	5800.0	90	41243	No
120	GOM_NL__2PRFIN20100119_074902_000000442086_00107_41243_0877.N1	19-JAN-2010 07:49:02	Dark	44.000	12	Alp1Cru	0.77500	30000.	88	41243	No
121	GOM_NL__2PRFIN20100119_075213_000000382086_00107_41243_0878.N1	19-JAN-2010 07:52:13	Dark	38.000	124	The Car	2.7640	30000.	76	41243	No
122	GOM_NL__2PRFIN20100119_075335_000000382086_00107_41243_0879.N1	19-JAN-2010 07:53:35	Dark	37.500	159	Ups Car	2.9200	7200.0	75	41243	No
123	GOM_NL__2PRFIN20100119_075719_000000482086_00107_41243_0880.N1	19-JAN-2010 07:57:19	Dark	47.500	46	Del Vel	1.9540	10600.	95	41243	No
124	GOM_NL__2PRFIN20100119_075959_000000402086_00107_41243_0881.N1	19-JAN-2010 07:59:59	Dark	40.000	34	Gam2Vel	1.7930	23000.	80	41243	No
125	GOM_NL__2PRFIN20100119_080206_000000442086_00107_41243_0882.N1	19-JAN-2010 08:02:06	Dark	44.000	70	Zet Pup	2.2460	39000.	88	41243	No
126	GOM_NL__2PRFIN20100119_080342_000000432086_00107_41243_0883.N1	19-JAN-2010 08:03:42	Straylight	43.000	117	Pi Pup	2.7060	3800.0	86	41243	No
127	GOM_NL__2PRFIN20100119_080612_000000442086_00107_41243_0884.N1	19-JAN-2010 08:06:12	Straylight	44.000	23	21Eps CMa	1.5020	26000.	88	41243	No
128	GOM_NL__2PRFIN20100119_080948_000000452086_00107_41243_0885.N1	19-JAN-2010 08:09:48	Straylight	45.000	1	9Alp CMa	-1.4400	11000.	90	41243	No
129	GOM_NL__2PRFIN20100119_081616_000000492086_00107_41243_0886.N1	19-JAN-2010 08:16:16	Twilight	49.000	8	10Alp CMI	0.40000	6500.0	98	41243	No
130	GOM_NL__2PRFIN20100119_081918_000000362086_00107_41243_0887.N1	19-JAN-2010 08:19:18	Bright	35.500	44	24Gam Gem	1.9280	11000.	71	41243	No
131	GOM_NL__2PRFIN20100119_082103_000000352086_00107_41243_0888.N1	19-JAN-2010 08:21:03	Bright	34.500	151	13Mu Gem	2.8900	3000.0	69	41243	No
132	GOM_NL__2PRFIN20100119_082429_000000432086_00107_41243_0889.N1	19-JAN-2010 08:24:29	Bright	43.000	24	66Alp Gem	1.5800	10200.	86	41243	No
133	GOM_NL__2PRFIN20100119_082724_000000362086_00107_41243_0890.N1	19-JAN-2010 08:27:24	Bright	35.500	42	34Bet Aur	1.9000	10200.	71	41243	No
134	GOM_NL__2PRFIN20100119_083957_000000342086_00107_41243_0891.N1	19-JAN-2010 08:39:57	Bright	33.500	49	1Alp UMi	1.9900	6300.0	67	41243	No
135	GOM_NL__2PRFIN20100119_084810_000000402086_00107_41243_0892.N1	19-JAN-2010 08:48:10	Bright	40.000	119	14Eta Dra	2.7270	4700.0	80	41243	No
136	GOM_NL__2PRFIN20100119_085053_000000372086_00107_41243_0893.N1	19-JAN-2010 08:50:53	Bright	37.000	130	23Bet Dra	2.7990	5800.0	74	41243	No
137	GOM_NL__2PRFIN20100119_085713_000000552086_00107_41243_0894.N1	19-JAN-2010 08:57:13	Bright	55.000	133	40Zet Her	2.8070	6000.0	110	41243	No
138	GOM_NL__2PRFIN20100119_090025_000000572086_00107_41243_0895.N1	19-JAN-2010 09:00:25	Bright	57.000	127	27Bet Her	2.7810	4700.0	114	41243	No
139	GOM_NL__2PRFIN20100119_090205_000000522086_00107_41243_0896.N1	19-JAN-2010 09:02:05	Bright	52.000	59	55Alp Oph	2.0800	8900.0	104	41243	No
140	GOM_NL__2PRFIN20100119_090816_000000452086_00107_41243_0897.N1	19-JAN-2010 09:08:16	Bright	44.500	120	1Del Oph	2.7340	3200.0	89	41243	No
141	GOM_NL__2PRFIN20100119_091015_000000522086_00107_41243_0898.N1	19-JAN-2010 09:10:15	Bright	52.000	86	35Eta Oph	2.4300	10200.	104	41243	No
142	GOM_NL__2PRFIN20100119_091402_000000542086_00107_41243_0899.N1	19-JAN-2010 09:14:02	Twilight	54.000	16	21Alp Sco	1.0200	3000.0	108	41243	No
143	GOM_NL__2PRFIN20100119_091537_000000422086_00107_41243_0900.N1	19-JAN-2010 09:15:37	Twilight	42.000	75	26Eps Sco	2.2910	4250.0	84	41243	No
144	GOM_NL__2PRFIN20100119_091925_000000402086_00107_41243_0901.N1	19-JAN-2010 09:19:25	Dark	39.500	131	Gam Lup	2.8000	26000.	79	41243	No
145	GOM_NL__2PRFIN20100119_092117_000000452086_00107_41243_0902.N1	19-JAN-2010 09:21:17	Dark	44.500	109	Bet Lup	2.6770	26000.	89	41243	No
146	GOM_NL__2PRFIN20100119_092248_000000452086_00107_41243_0903.N1	19-JAN-2010 09:22:48	Dark	44.500	78	Alp Lup	2.3040	28000.	89	41243	No
147	GOM_NL__2PRFIN20100119_092510_000000462086_00108_41244_0885.N1	19-JAN-2010 09:25:10	Dark	45.500	4	Alp1Cen	-0.010000	5800.0	91	41244	No
148	GOM_NL__2PRFIN20100119_092939_000000412086_00108_41244_0886.N1	19-JAN-2010 09:29:39	Dark	41.000	12	Alp1Cru	0.77500	30000.	82	41244	No
149	GOM_NL__2PRFIN20100119_093249_000000392086_00108_41244_0887.N1	19-JAN-2010 09:32:49	Dark	38.500	124	The Car	2.7640	30000.	77	41244	No
150	GOM_NL__2PRFIN20100119_093411_000000372086_00108_41244_0888.N1	19-JAN-2010 09:34:11	Dark	36.500	159	Ups Car	2.9200	7200.0	73	41244	No
151	GOM_NL__2PRFIN20100119_093604_000000472086_00108_41244_0889.N1	19-JAN-2010 09:36:04	Dark	46.500	71	lot Car	2.2460	7700.0	93	41244	No
152	GOM_NL__2PRFIN20100119_093755_000000452086_00108_41244_0890.N1	19-JAN-2010 09:37:55	Dark	45.000	46	Del Vel	1.9540	10600.	90	41244	No
153	GOM_NL__2PRFIN20100119_094035_000000422086_00108_41244_0891.N1	19-JAN-2010 09:40:35	Dark	42.000	34	Gam2Vel	1.7930	23000.	84	41244	No
154	GOM_NL__2PRFIN20100119_094242_000000422086_00108_41244_0892.N1	19-JAN-2010 09:42:42	Dark	42.000	70	Zet Pup	2.2460	39000.	84	41244	No
155	GOM_NL__2PRFIN20100119_094418_000000452086_00108_41244_0893.N1	19-JAN-2010 09:44:18	Straylight	44.500	117	Pi Pup	2.7060	3800.0	89	41244	No
156	GOM_NL__2PRFIN20100119_094649_000000422086_00108_41244_0894.N1	19-JAN-2010 09:46:49	Straylight	42.000	23	21Eps CMa	1.5020	26000.	84	41244	No
157	GOM_NL__2PRFIN20100119_094813_000000392086_00108_41244_0895.N1	19-JAN-2010 09:48:13	Straylight	38.500	179	24Omi2CMa	3.0320	24000.	77	41244	No
158	GOM_NL__2PRFIN20100119_095651_000000502086_00108_41244_0896.N1	19-JAN-2010 09:56:51	Twilight	49.500	8	10Alp CMI	0.40000	6500.0	99	41244	No
159	GOM_NL__2PRFIN20100119_095954_000000382086_00108_41244_0897.N1	19-JAN-2010 09:59:54	Bright	38.000	44	24Gam Gem	1.9280	11000.	76	41244	No
160	GOM_NL__2PRFIN20100119_100138_000000422086_00108_41244_0898.N1	19-JAN-2010 10:01:38	Bright	41.500	151	13Mu Gem	2.8900	3000.0	83	41244	No

161	GOM_NL__2PRFIN20100119_100505_000000432086_00108_41244_0899.N1	19-JAN-2010 10:05:05	Bright	42.500	24	66Alp Gem	1.5800	10200.	85	41244	No
162	GOM_NL__2PRFIN20100119_100759_000000372086_00108_41244_0900.N1	19-JAN-2010 10:07:59	Bright	36.500	42	34Bet Aur	1.9000	10200.	73	41244	No
163	GOM_NL__2PRFIN20100119_102033_000000342086_00108_41244_0901.N1	19-JAN-2010 10:20:33	Bright	34.000	49	1Alp UMi	1.9900	6300.0	68	41244	No
164	GOM_NL__2PRFIN20100119_102420_000000412086_00108_41244_0902.N1	19-JAN-2010 10:24:20	Bright	40.500	60	7Bet UMi	2.0810	3950.0	81	41244	No
165	GOM_NL__2PRFIN20100119_102846_000000382086_00108_41244_0903.N1	19-JAN-2010 10:28:46	Bright	37.500	119	14Eta Dra	2.7270	4700.0	75	41244	No
166	GOM_NL__2PRFIN20100119_103749_000000362086_00108_41244_0904.N1	19-JAN-2010 10:37:49	Bright	36.000	133	40Zet Her	2.8070	6000.0	72	41244	No
167	GOM_NL__2PRFIN20100119_104101_000000382086_00108_41244_0905.N1	19-JAN-2010 10:41:01	Bright	38.000	127	27Bet Her	2.7810	4700.0	76	41244	No
168	GOM_NL__2PRFIN20100119_104852_000000502086_00108_41244_0906.N1	19-JAN-2010 10:48:52	Bright	50.000	120	1Del Oph	2.7340	3200.0	100	41244	No
169	GOM_NL__2PRFIN20100119_105051_000000522086_00108_41244_0907.N1	19-JAN-2010 10:50:51	Bright	52.000	86	35Eta Oph	2.4300	10200.	104	41244	No
170	GOM_NL__2PRFIN20100119_105613_000000442086_00108_41244_0908.N1	19-JAN-2010 10:56:13	Twilight	44.000	75	26Eps Sco	2.2910	4250.0	88	41244	No
171	GOM_NL__2PRFIN20100119_110001_000000412086_00108_41244_0909.N1	19-JAN-2010 11:00:01	Dark	41.000	131	Gam Lup	2.8000	26000.	82	41244	No
172	GOM_NL__2PRFIN20100119_110154_000000412086_00108_41244_0910.N1	19-JAN-2010 11:01:54	Dark	41.000	109	Bet Lup	2.6770	26000.	82	41244	No
173	GOM_NL__2PRFIN20100119_110324_000000412086_00108_41244_0911.N1	19-JAN-2010 11:03:24	Dark	41.000	78	Alp Lup	2.3040	28000.	82	41244	No
174	GOM_NL__2PRFIN20100119_110546_000000402086_00109_41245_0894.N1	19-JAN-2010 11:05:46	Dark	40.000	4	Alp1Cen	-0.010000	5800.0	80	41245	No
175	GOM_NL__2PRFIN20100119_111015_000000412086_00109_41245_0895.N1	19-JAN-2010 11:10:15	Dark	40.500	12	Alp1Cru	0.77500	30000.	81	41245	No
176	GOM_NL__2PRFIN20100119_111326_000000392086_00109_41245_0896.N1	19-JAN-2010 11:13:26	Dark	38.500	124	The Car	2.7640	30000.	77	41245	No
177	GOM_NL__2PRFIN20100119_111447_000000382086_00109_41245_0897.N1	19-JAN-2010 11:14:47	Dark	38.000	159	Ups Car	2.9200	7200.0	76	41245	No
178	GOM_NL__2PRFIN20100119_111831_000000432086_00109_41245_0898.N1	19-JAN-2010 11:18:31	Dark	43.000	46	Del Vel	1.9540	10600.	86	41245	No
179	GOM_NL__2PRFIN20100119_112111_000000412086_00109_41245_0899.N1	19-JAN-2010 11:21:11	Dark	41.000	34	Gam2Vel	1.7930	23000.	82	41245	No
180	GOM_NL__2PRFIN20100119_112319_000000452086_00109_41245_0900.N1	19-JAN-2010 11:23:19	Dark	44.500	70	Zet Pup	2.2460	39000.	89	41245	No
181	GOM_NL__2PRFIN20100119_112454_000000472086_00109_41245_0901.N1	19-JAN-2010 11:24:54	Straylight	46.500	117	Pi Pup	2.7060	3800.0	93	41245	No
182	GOM_NL__2PRFIN20100119_112724_000000422086_00109_41245_0902.N1	19-JAN-2010 11:27:24	Straylight	42.000	23	21Eps CMa	1.5020	26000.	84	41245	No
183	GOM_NL__2PRFIN20100119_112849_000000382086_00109_41245_0903.N1	19-JAN-2010 11:28:49	Straylight	38.000	179	24Omi2CMa	3.0320	24000.	76	41245	No
184	GOM_NL__2PRFIN20100119_113727_000000562086_00109_41245_0904.N1	19-JAN-2010 11:37:27	Tw_and_stray	55.500	8	10Alp CMi	0.40000	6500.0	111	41245	No
185	GOM_NL__2PRFIN20100119_114030_000000432086_00109_41245_0905.N1	19-JAN-2010 11:40:30	Bright	43.000	44	24Gam Gem	1.9280	11000.	86	41245	No
186	GOM_NL__2PRFIN20100119_114214_000000442086_00109_41245_0906.N1	19-JAN-2010 11:42:14	Bright	44.000	151	13Mu Gem	2.8900	3000.0	88	41245	No
187	GOM_NL__2PRFIN20100119_114541_000000442086_00109_41245_0907.N1	19-JAN-2010 11:45:41	Bright	44.000	24	66Alp Gem	1.5800	10200.	88	41245	No
188	GOM_NL__2PRFIN20100119_114835_000000362086_00109_41245_0908.N1	19-JAN-2010 11:48:35	Bright	35.500	42	34Bet Aur	1.9000	10200.	71	41245	No
189	GOM_NL__2PRFIN20100119_120109_000000352086_00109_41245_0909.N1	19-JAN-2010 12:01:09	Bright	34.500	49	1Alp UMi	1.9900	6300.0	69	41245	No
190	GOM_NL__2PRFIN20100119_120456_000000392086_00109_41245_0910.N1	19-JAN-2010 12:04:56	Bright	39.000	60	7Bet UMi	2.0810	3950.0	78	41245	No
191	GOM_NL__2PRFIN20100119_120922_000000552086_00109_41245_0911.N1	19-JAN-2010 12:09:22	Bright	55.000	119	14Eta Dra	2.7270	4700.0	110	41245	No
192	GOM_NL__2PRFIN20100119_121825_000000552086_00109_41245_0912.N1	19-JAN-2010 12:18:25	Bright	55.000	133	40Zet Her	2.8070	6000.0	110	41245	No
193	GOM_NL__2PRFIN20100119_122137_000000572086_00109_41245_0913.N1	19-JAN-2010 12:21:37	Bright	57.000	127	27Bet Her	2.7810	4700.0	114	41245	No
194	GOM_NL__2PRFIN20100119_122928_000000472086_00109_41245_0914.N1	19-JAN-2010 12:29:28	Bright	46.500	120	1Del Oph	2.7340	3200.0	93	41245	No
195	GOM_NL__2PRFIN20100119_123127_000000352086_00109_41245_0915.N1	19-JAN-2010 12:31:27	Bright	35.000	86	35Eta Oph	2.4300	10200.	70	41245	No
196	GOM_NL__2PRFIN20100119_123514_000000542086_00109_41245_0916.N1	19-JAN-2010 12:35:14	Twilight	54.000	16	21Alp Sco	1.0200	3000.0	108	41245	No
197	GOM_NL__2PRFIN20100119_123649_000000422086_00109_41245_0917.N1	19-JAN-2010 12:36:49	Twilight	42.000	75	26Eps Sco	2.2910	4250.0	84	41245	No
198	GOM_NL__2PRFIN20100119_124038_000000412086_00109_41245_0918.N1	19-JAN-2010 12:40:38	Dark	41.000	131	Gam Lup	2.8000	26000.	82	41245	No
199	GOM_NL__2PRFIN20100119_124231_000000392086_00109_41245_0919.N1	19-JAN-2010 12:42:31	Dark	39.000	109	Bet Lup	2.6770	26000.	78	41245	No
200	GOM_NL__2PRFIN20100119_124401_000000422086_00109_41245_0920.N1	19-JAN-2010 12:44:01	Dark	42.000	78	Alp Lup	2.3040	28000.	84	41245	No
201	GOM_NL__2PRFIN20100119_124623_000000412086_00110_41246_0903.N1	19-JAN-2010 12:46:23	Dark	41.000	4	Alp1Cen	-0.010000	5800.0	82	41246	No
202	GOM_NL__2PRFIN20100119_125052_000000422086_00110_41246_0904.N1	19-JAN-2010 12:50:52	Dark	41.500	12	Alp1Cru	0.77500	30000.	83	41246	No
203	GOM_NL__2PRFIN20100119_125402_000000392086_00110_41246_0905.N1	19-JAN-2010 12:54:02	Dark	39.000	124	The Car	2.7640	30000.	78	41246	No
204	GOM_NL__2PRFIN20100119_125524_000000392086_00110_41246_0906.N1	19-JAN-2010 12:55:24	Dark	39.000	159	Ups Car	2.9200	7200.0	78	41246	No
205	GOM_NL__2PRFIN20100119_125717_000000412086_00110_41246_0907.N1	19-JAN-2010 12:57:17	Dark	40.500	71	lot Car	2.2460	7700.0	81	41246	No
206	GOM_NL__2PRFIN20100119_125907_000000402086_00110_41246_0908.N1	19-JAN-2010 12:59:07	Dark	40.000	46	Del Vel	1.9540	10600.	80	41246	No
207	GOM_NL__2PRFIN20100119_130147_000000402086_00110_41246_0909.N1	19-JAN-2010 13:01:47	Dark	40.000	34	Gam2Vel	1.7930	23000.	80	41246	No
208	GOM_NL__2PRFIN20100119_130355_000000412086_00110_41246_0910.N1	19-JAN-2010 13:03:55	Dark	40.500	70	Zet Pup	2.2460	39000.	81	41246	No
209	GOM_NL__2PRFIN20100119_130530_000000432086_00110_41246_0911.N1	19-JAN-2010 13:05:30	Straylight	43.000	117	Pi Pup	2.7060	3800.0	86	41246	No
210	GOM_NL__2PRFIN20100119_130801_000000442086_00110_41246_0912.N1	19-JAN-2010 13:08:01	Straylight	44.000	23	21Eps CMa	1.5020	26000.	88	41246	No
211	GOM_NL__2PRFIN20100119_130924_000000402086_00110_41246_0913.N1	19-JAN-2010 13:09:24	Straylight	39.500	179	24Omi2CMa	3.0320	24000.	79	41246	No
212	GOM_NL__2PRFIN20100119_131136_000000442086_00110_41246_0914.N1	19-JAN-2010 13:11:36	Straylight	44.000	1	9Alp CMa	-1.4400	11000.	88	41246	No
213	GOM_NL__2PRFIN20100119_131803_000000542086_00110_41246_0915.N1	19-JAN-2010 13:18:03	Tw_and_stray	53.500	8	10Alp CMi	0.40000	6500.0	107	41246	No
214	GOM_NL__2PRFIN20100119_132106_000000522086_00110_41246_0916.N1	19-JAN-2010 13:21:06	Bright	51.500	44	24Gam Gem	1.9280	11000.	103	41246	No
215	GOM_NL__2PRFIN20100119_132250_000000412086_00110_41246_0917.N1	19-JAN-2010 13:22:50	Bright	41.000	151	13Mu Gem	2.8900	3000.0	82	41246	No
216	GOM_NL__2PRFIN20100119_132616_000000442086_00110_41246_0918.N1	19-JAN-2010 13:26:16	Bright	44.000	24	66Alp Gem	1.5800	10200.	88	41246	No
217	GOM_NL__2PRFIN20100119_134145_000000362086_00110_41246_0919.N1	19-JAN-2010 13:41:45	Bright	36.000	49	1Alp UMi	1.9900	6300.0	72	41246	No
218	GOM_NL__2PRFIN20100119_134532_000000392086_00110_41246_0920.N1	19-JAN-2010 13:45:32	Bright	38.500	60	7Bet UMi	2.0810	3950.0	77	41246	No
219	GOM_NL__2PRFIN20100119_134958_000000552086_00110_41246_0921.N1	19-JAN-2010 13:49:58	Bright	55.000	119	14Eta Dra	2.7270	4700.0	110	41246	No

220	GOM_NL__2PRFIN20100119_135901_000000552086_00110_41246_0922.N1	19-JAN-2010 13:59:01	Bright	55.000	133	40Zet Her	2.8070	6000.0	110	41246	No
221	GOM_NL__2PRFIN20100119_140213_000000572086_00110_41246_0923.N1	19-JAN-2010 14:02:13	Bright	56.500	127	27Bet Her	2.7810	4700.0	113	41246	No
222	GOM_NL__2PRFIN20100119_141005_000000582086_00110_41246_0924.N1	19-JAN-2010 14:10:05	Bright	58.000	120	1Del Oph	2.7340	3200.0	116	41246	No
223	GOM_NL__2PRFIN20100119_141203_000000522086_00110_41246_0925.N1	19-JAN-2010 14:12:03	Bright	52.000	86	35Eta Oph	2.4300	10200.	104	41246	No
224	GOM_NL__2PRFIN20100119_141551_000000502086_00110_41246_0926.N1	19-JAN-2010 14:15:51	Twilight	49.500	16	21Alp Sco	1.0200	3000.0	99	41246	No
225	GOM_NL__2PRFIN20100119_141725_000000442086_00110_41246_0927.N1	19-JAN-2010 14:17:25	Twilight	43.500	75	26Eps Sco	2.2910	4250.0	87	41246	No
226	GOM_NL__2PRFIN20100119_142115_000000392086_00110_41246_0928.N1	19-JAN-2010 14:21:15	Dark	39.000	131	Gam Lup	2.8000	26000.	78	41246	No
227	GOM_NL__2PRFIN20100119_142307_000000422086_00110_41246_0929.N1	19-JAN-2010 14:23:07	Dark	41.500	109	Bet Lup	2.6770	26000.	83	41246	No
228	GOM_NL__2PRFIN20100119_142437_000000472086_00110_41246_0930.N1	19-JAN-2010 14:24:37	Dark	47.000	78	Alp Lup	2.3040	28000.	94	41246	No
229	GOM_NL__2PRFIN20100119_142659_000000442086_00111_41247_0912.N1	19-JAN-2010 14:26:59	Dark	43.500	4	Alp1Cen	-0.010000	5800.0	87	41247	No
230	GOM_NL__2PRFIN20100119_143128_000000432086_00111_41247_0913.N1	19-JAN-2010 14:31:28	Dark	43.000	12	Alp1Cru	0.77500	30000.	86	41247	No
231	GOM_NL__2PRFIN20100119_143439_000000402086_00111_41247_0914.N1	19-JAN-2010 14:34:39	Dark	39.500	124	The Car	2.7640	30000.	79	41247	No
232	GOM_NL__2PRFIN20100119_143600_000000412086_00111_41247_0915.N1	19-JAN-2010 14:36:00	Dark	40.500	159	Ups Car	2.9200	7200.0	81	41247	No
233	GOM_NL__2PRFIN20100119_143753_000000482086_00111_41247_0916.N1	19-JAN-2010 14:37:53	Dark	48.000	71	lot Car	2.2460	7700.0	96	41247	No
234	GOM_NL__2PRFIN20100119_143943_000000412086_00111_41247_0917.N1	19-JAN-2010 14:39:43	Dark	40.500	46	Del Vel	1.9540	10600.	81	41247	No
235	GOM_NL__2PRFIN20100119_144223_000000432086_00111_41247_0918.N1	19-JAN-2010 14:42:23	Dark	42.500	34	Gam2Vel	1.7930	23000.	85	41247	No
236	GOM_NL__2PRFIN20100119_144431_000000432086_00111_41247_0919.N1	19-JAN-2010 14:44:31	Dark	43.000	70	Zet Pup	2.2460	39000.	86	41247	No
237	GOM_NL__2PRFIN20100119_144606_000000452086_00111_41247_0920.N1	19-JAN-2010 14:46:06	Straylight	44.500	117	Pi Pup	2.7060	3800.0	89	41247	No
238	GOM_NL__2PRFIN20100119_144837_000000422086_00111_41247_0921.N1	19-JAN-2010 14:48:37	Straylight	42.000	23	21Eps CMa	1.5020	26000.	84	41247	No
239	GOM_NL__2PRFIN20100119_145001_000000372086_00111_41247_0922.N1	19-JAN-2010 14:50:01	Straylight	36.500	179	24Omi2CMa	3.0320	24000.	73	41247	No
240	GOM_NL__2PRFIN20100119_145212_000000442086_00111_41247_0923.N1	19-JAN-2010 14:52:12	Straylight	44.000	1	9Alp CMa	-1.4400	11000.	88	41247	No
241	GOM_NL__2PRFIN20100119_145838_000000552086_00111_41247_0924.N1	19-JAN-2010 14:58:38	Tw_and_stray	55.000	8	10Alp CMi	0.40000	6500.0	110	41247	No
242	GOM_NL__2PRFIN20100119_150142_000000512086_00111_41247_0925.N1	19-JAN-2010 15:01:42	Bright	51.000	44	24Gam Gem	1.9280	11000.	102	41247	No
243	GOM_NL__2PRFIN20100119_150326_000000422086_00111_41247_0926.N1	19-JAN-2010 15:03:26	Bright	41.500	151	13Mu Gem	2.8900	3000.0	83	41247	No
244	GOM_NL__2PRFIN20100119_150652_000000432086_00111_41247_0927.N1	19-JAN-2010 15:06:52	Bright	42.500	24	66Alp Gem	1.5800	10200.	85	41247	No
245	GOM_NL__2PRFIN20100119_150947_000000362086_00111_41247_0928.N1	19-JAN-2010 15:09:47	Bright	36.000	42	34Bet Aur	1.9000	10200.	72	41247	No
246	GOM_NL__2PRFIN20100119_152221_000000372086_00111_41247_0929.N1	19-JAN-2010 15:22:21	Bright	37.000	49	1Alp UMi	1.9900	6300.0	74	41247	No
247	GOM_NL__2PRFIN20100119_152608_000000402086_00111_41247_0930.N1	19-JAN-2010 15:26:08	Bright	40.000	60	7Bet UMi	2.0810	3950.0	80	41247	No
248	GOM_NL__2PRFIN20100119_153034_000000402086_00111_41247_0931.N1	19-JAN-2010 15:30:34	Bright	40.000	119	14Eta Dra	2.7270	4700.0	80	41247	No
249	GOM_NL__2PRFIN20100119_153937_000000382086_00111_41247_0932.N1	19-JAN-2010 15:39:37	Bright	37.500	133	40Zet Her	2.8070	6000.0	75	41247	No
250	GOM_NL__2PRFIN20100119_154249_000000402086_00111_41247_0933.N1	19-JAN-2010 15:42:49	Bright	39.500	127	27Bet Her	2.7810	4700.0	79	41247	No
251	GOM_NL__2PRFIN20100119_154429_000000342086_00111_41247_0934.N1	19-JAN-2010 15:44:29	Bright	34.000	59	55Alp Oph	2.0800	8900.0	68	41247	No
252	GOM_NL__2PRFIN20100119_155042_000000462086_00111_41247_0935.N1	19-JAN-2010 15:50:42	Bright	45.500	120	1Del Oph	2.7340	3200.0	91	41247	No
253	GOM_NL__2PRFIN20100119_155240_000000522086_00111_41247_0936.N1	19-JAN-2010 15:52:40	Bright	52.000	86	35Eta Oph	2.4300	10200.	104	41247	No
254	GOM_NL__2PRFIN20100119_155627_000000472086_00111_41247_0937.N1	19-JAN-2010 15:56:27	Twilight	47.000	16	21Alp Sco	1.0200	3000.0	94	41247	No
255	GOM_NL__2PRFIN20100119_155802_000000432086_00111_41247_0938.N1	19-JAN-2010 15:58:02	Twilight	42.500	75	26Eps Sco	2.2910	4250.0	85	41247	No
256	GOM_NL__2PRFIN20100119_160151_000000412086_00111_41247_0939.N1	19-JAN-2010 16:01:51	Dark	40.500	131	Gam Lup	2.8000	26000.	81	41247	No
257	GOM_NL__2PRFIN20100119_160344_000000402086_00111_41247_0940.N1	19-JAN-2010 16:03:44	Dark	40.000	109	Bet Lup	2.6770	26000.	80	41247	No
258	GOM_NL__2PRFIN20100119_160514_000000492086_00111_41247_0941.N1	19-JAN-2010 16:05:14	Dark	49.000	78	Alp Lup	2.3040	28000.	98	41247	No
259	GOM_NL__2PRFIN20100119_160736_000000432086_00112_41248_0932.N1	19-JAN-2010 16:07:36	Dark	42.500	4	Alp1Cen	-0.010000	5800.0	85	41248	No
260	GOM_NL__2PRFIN20100119_161205_000000442086_00112_41248_0933.N1	19-JAN-2010 16:12:05	Dark	44.000	12	Alp1Cru	0.77500	30000.	88	41248	No
261	GOM_NL__2PRFIN20100119_161515_000000382086_00112_41248_0934.N1	19-JAN-2010 16:15:15	Dark	37.500	124	The Car	2.7640	30000.	75	41248	No
262	GOM_NL__2PRFIN20100119_161636_000000402086_00112_41248_0935.N1	19-JAN-2010 16:16:36	Dark	39.500	159	Ups Car	2.9200	7200.0	79	41248	No
263	GOM_NL__2PRFIN20100119_161829_000000412086_00112_41248_0936.N1	19-JAN-2010 16:18:29	Dark	40.500	71	lot Car	2.2460	7700.0	81	41248	No
264	GOM_NL__2PRFIN20100119_162020_000000432086_00112_41248_0937.N1	19-JAN-2010 16:20:20	Dark	43.000	46	Del Vel	1.9540	10600.	86	41248	No
265	GOM_NL__2PRFIN20100119_162300_000000432086_00112_41248_0938.N1	19-JAN-2010 16:23:00	Dark	43.000	34	Gam2Vel	1.7930	23000.	86	41248	No
266	GOM_NL__2PRFIN20100119_162507_000000422086_00112_41248_0939.N1	19-JAN-2010 16:25:07	Dark	41.500	70	Zet Pup	2.2460	39000.	83	41248	No
267	GOM_NL__2PRFIN20100119_162642_000000452086_00112_41248_0940.N1	19-JAN-2010 16:26:42	Straylight	45.000	117	Pi Pup	2.7060	3800.0	90	41248	No
268	GOM_NL__2PRFIN20100119_162913_000000382086_00112_41248_0941.N1	19-JAN-2010 16:29:13	Straylight	38.000	23	21Eps CMa	1.5020	26000.	76	41248	No
269	GOM_NL__2PRFIN20100119_163037_000000362086_00112_41248_0942.N1	19-JAN-2010 16:30:37	Straylight	36.000	179	24Omi2CMa	3.0320	24000.	72	41248	No
270	GOM_NL__2PRFIN20100119_163248_000000362086_00112_41248_0943.N1	19-JAN-2010 16:32:48	Straylight	36.000	1	9Alp CMa	-1.4400	11000.	72	41248	No
271	GOM_NL__2PRFIN20100119_163915_000000522086_00112_41248_0944.N1	19-JAN-2010 16:39:15	Tw_and_stray	52.000	8	10Alp CMi	0.40000	6500.0	104	41248	No
272	GOM_NL__2PRFIN20100119_164402_000000432086_00112_41248_0945.N1	19-JAN-2010 16:44:02	Bright	42.500	151	13Mu Gem	2.8900	3000.0	85	41248	No
273	GOM_NL__2PRFIN20100119_164727_000000422086_00112_41248_0946.N1	19-JAN-2010 16:47:27	Bright	42.000	24	66Alp Gem	1.5800	10200.	84	41248	No
274	GOM_NL__2PRFIN20100119_165023_000000362086_00112_41248_0947.N1	19-JAN-2010 16:50:23	Bright	36.000	42	34Bet Aur	1.9000	10200.	72	41248	No
275	GOM_NL__2PRFIN20100119_170257_000000522086_00112_41248_0948.N1	19-JAN-2010 17:02:57	Bright	52.000	49	1Alp UMi	1.9900	6300.0	104	41248	No
276	GOM_NL__2PRFIN20100119_170644_000000432086_00112_41248_0949.N1	19-JAN-2010 17:06:44	Bright	42.500	60	7Bet UMi	2.0810	3950.0	85	41248	No
277	GOM_NL__2PRFIN20100119_171110_000000422086_00112_41248_0950.N1	19-JAN-2010 17:11:10	Bright	41.500	119	14Eta Dra	2.7270	4700.0	83	41248	No
278	GOM_NL__2PRFIN20100119_171353_000000372086_00112_41248_0951.N1	19-JAN-2010 17:13:53	Bright	37.000	130	23Bet Dra	2.7990	5800.0	74	41248	No

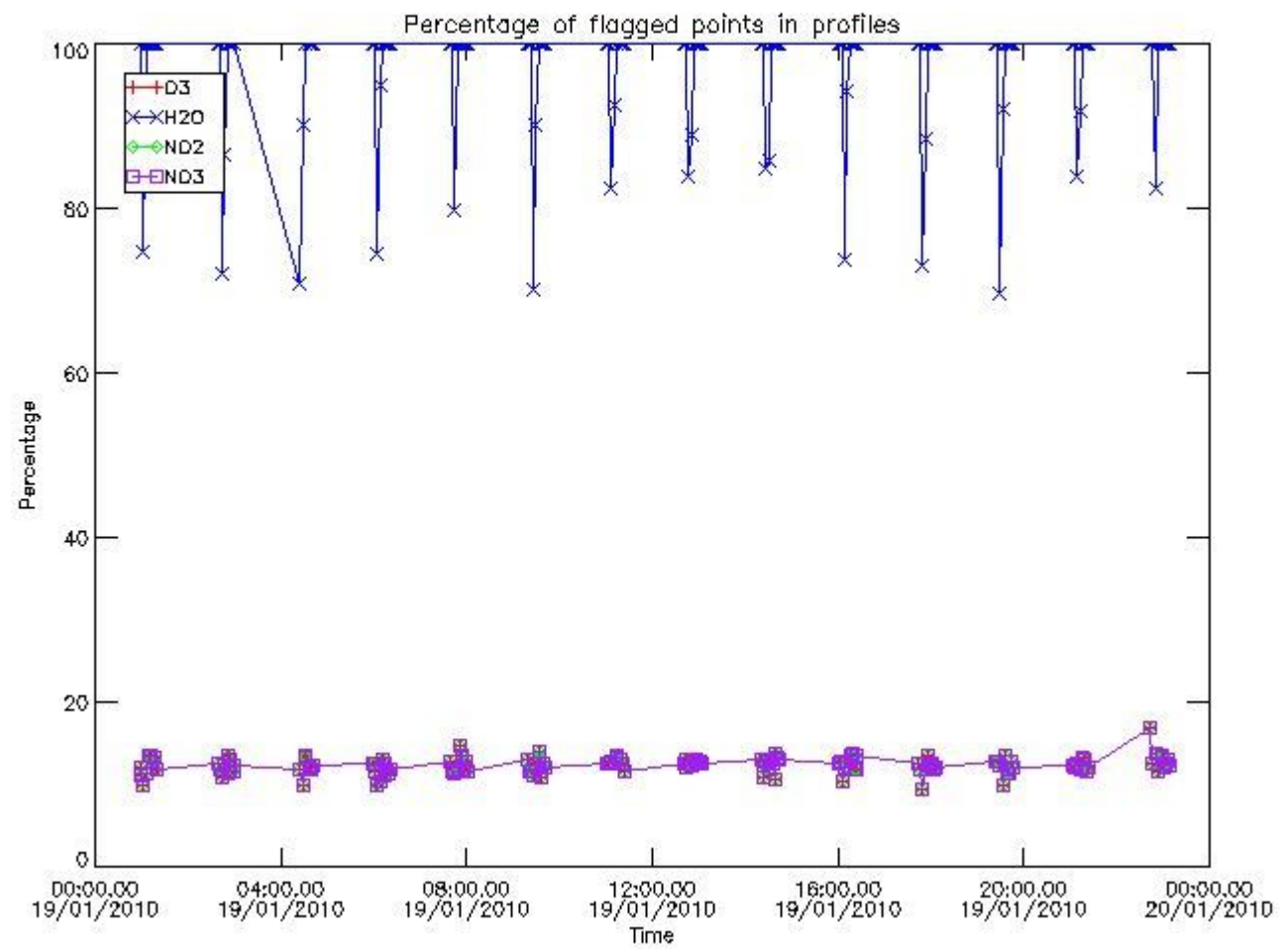
279	GOM_NL__2PRFIN20100119_172014_000000562086_00112_41248_0952.N1	19-JAN-2010 17:20:14	Bright	56.000	133	40Zet Her	2.8070	6000.0	112	41248	No
280	GOM_NL__2PRFIN20100119_172325_000000392086_00112_41248_0953.N1	19-JAN-2010 17:23:25	Bright	38.500	127	27Bet Her	2.7810	4700.0	77	41248	No
281	GOM_NL__2PRFIN20100119_172506_000000342086_00112_41248_0954.N1	19-JAN-2010 17:25:06	Bright	33.500	59	55Alp Oph	2.0800	8900.0	67	41248	No
282	GOM_NL__2PRFIN20100119_173118_000000502086_00112_41248_0955.N1	19-JAN-2010 17:31:18	Bright	49.500	120	1Del Oph	2.7340	3200.0	99	41248	No
283	GOM_NL__2PRFIN20100119_173316_000000522086_00112_41248_0956.N1	19-JAN-2010 17:33:16	Bright	52.000	86	35Eta Oph	2.4300	10200.	104	41248	No
284	GOM_NL__2PRFIN20100119_173704_000000512086_00112_41248_0957.N1	19-JAN-2010 17:37:04	Twilight	51.000	16	21Alp Sco	1.0200	3000.0	102	41248	No
285	GOM_NL__2PRFIN20100119_173838_000000462086_00112_41248_0958.N1	19-JAN-2010 17:38:38	Twilight	45.500	75	26Eps Sco	2.2910	4250.0	91	41248	No
286	GOM_NL__2PRFIN20100119_174228_000000412086_00112_41248_0959.N1	19-JAN-2010 17:42:28	Dark	41.000	131	Gam Lup	2.8000	26000.	82	41248	No
287	GOM_NL__2PRFIN20100119_174421_000000412086_00112_41248_0960.N1	19-JAN-2010 17:44:21	Dark	40.500	109	Bet Lup	2.6770	26000.	81	41248	No
288	GOM_NL__2PRFIN20100119_174551_000000442086_00112_41248_0961.N1	19-JAN-2010 17:45:51	Dark	43.500	78	Alp Lup	2.3040	28000.	87	41248	No
289	GOM_NL__2PRFIN20100119_174812_000000542086_00113_41249_0938.N1	19-JAN-2010 17:48:12	Dark	54.000	4	Alp1Cen	-0.010000	5800.0	108	41249	No
290	GOM_NL__2PRFIN20100119_175241_000000442086_00113_41249_0939.N1	19-JAN-2010 17:52:41	Dark	43.500	12	Alp1Cru	0.77500	30000.	87	41249	No
291	GOM_NL__2PRFIN20100119_175552_000000422086_00113_41249_0940.N1	19-JAN-2010 17:55:52	Dark	41.500	124	The Car	2.7640	30000.	83	41249	No
292	GOM_NL__2PRFIN20100119_175713_000000382086_00113_41249_0941.N1	19-JAN-2010 17:57:13	Dark	38.000	159	Ups Car	2.9200	7200.0	76	41249	No
293	GOM_NL__2PRFIN20100119_175906_000000412086_00113_41249_0942.N1	19-JAN-2010 17:59:06	Dark	41.000	71	lot Car	2.2460	7700.0	82	41249	No
294	GOM_NL__2PRFIN20100119_180056_000000412086_00113_41249_0943.N1	19-JAN-2010 18:00:56	Dark	40.500	46	Del Vel	1.9540	10600.	81	41249	No
295	GOM_NL__2PRFIN20100119_180336_000000432086_00113_41249_0944.N1	19-JAN-2010 18:03:36	Dark	42.500	34	Gam2Vel	1.7930	23000.	85	41249	No
296	GOM_NL__2PRFIN20100119_180544_000000432086_00113_41249_0945.N1	19-JAN-2010 18:05:44	Dark	42.500	70	Zet Pup	2.2460	39000.	85	41249	No
297	GOM_NL__2PRFIN20100119_180719_000000442086_00113_41249_0946.N1	19-JAN-2010 18:07:19	Straylight	44.000	117	Pi Pup	2.7060	3800.0	88	41249	No
298	GOM_NL__2PRFIN20100119_180949_000000422086_00113_41249_0947.N1	19-JAN-2010 18:09:49	Straylight	41.500	23	21Eps CMa	1.5020	26000.	83	41249	No
299	GOM_NL__2PRFIN20100119_181113_000000352086_00113_41249_0948.N1	19-JAN-2010 18:11:13	Straylight	35.000	179	24Omi2CMa	3.0320	24000.	70	41249	No
300	GOM_NL__2PRFIN20100119_181325_000000362086_00113_41249_0949.N1	19-JAN-2010 18:13:25	Straylight	36.000	1	9Alp CMa	-1.4400	11000.	72	41249	No
301	GOM_NL__2PRFIN20100119_181950_000000512086_00113_41249_0950.N1	19-JAN-2010 18:19:50	Tw_and_stray	51.000	8	10Alp CMi	0.40000	6500.0	102	41249	No
302	GOM_NL__2PRFIN20100119_182254_000000522086_00113_41249_0951.N1	19-JAN-2010 18:22:54	Bright	52.000	44	24Gam Gem	1.9280	11000.	104	41249	No
303	GOM_NL__2PRFIN20100119_182438_000000392086_00113_41249_0952.N1	19-JAN-2010 18:24:38	Bright	39.000	151	13Mu Gem	2.8900	3000.0	78	41249	No
304	GOM_NL__2PRFIN20100119_182803_000000422086_00113_41249_0953.N1	19-JAN-2010 18:28:03	Bright	42.000	24	66Alp Gem	1.5800	10200.	84	41249	No
305	GOM_NL__2PRFIN20100119_183059_000000372086_00113_41249_0954.N1	19-JAN-2010 18:30:59	Bright	36.500	42	34Bet Aur	1.9000	10200.	73	41249	No
306	GOM_NL__2PRFIN20100119_184333_000000362086_00113_41249_0955.N1	19-JAN-2010 18:43:33	Bright	36.000	49	1Alp UMi	1.9900	6300.0	72	41249	No
307	GOM_NL__2PRFIN20100119_184719_000000562086_00113_41249_0956.N1	19-JAN-2010 18:47:19	Bright	56.000	60	7Bet UMi	2.0810	3950.0	112	41249	No
308	GOM_NL__2PRFIN20100119_185146_000000412086_00113_41249_0957.N1	19-JAN-2010 18:51:46	Bright	41.000	119	14Eta Dra	2.7270	4700.0	82	41249	No
309	GOM_NL__2PRFIN20100119_185429_000000372086_00113_41249_0958.N1	19-JAN-2010 18:54:29	Bright	36.500	130	23Bet Dra	2.7990	5800.0	73	41249	No
310	GOM_NL__2PRFIN20100119_190050_000000372086_00113_41249_0959.N1	19-JAN-2010 19:00:50	Bright	37.000	133	40Zet Her	2.8070	6000.0	74	41249	No
311	GOM_NL__2PRFIN20100119_190402_000000472086_00113_41249_0960.N1	19-JAN-2010 19:04:02	Bright	46.500	127	27Bet Her	2.7810	4700.0	93	41249	No
312	GOM_NL__2PRFIN20100119_190542_000000492086_00113_41249_0961.N1	19-JAN-2010 19:05:42	Bright	49.000	59	55Alp Oph	2.0800	8900.0	98	41249	No
313	GOM_NL__2PRFIN20100119_191154_000000472086_00113_41249_0962.N1	19-JAN-2010 19:11:54	Bright	46.500	120	1Del Oph	2.7340	3200.0	93	41249	No
314	GOM_NL__2PRFIN20100119_191352_000000522086_00113_41249_0963.N1	19-JAN-2010 19:13:52	Bright	52.000	86	35Eta Oph	2.4300	10200.	104	41249	No
315	GOM_NL__2PRFIN20100119_191740_000000462086_00113_41249_0964.N1	19-JAN-2010 19:17:40	Twilight	45.500	16	21Alp Sco	1.0200	3000.0	91	41249	No
316	GOM_NL__2PRFIN20100119_191914_000000462086_00113_41249_0965.N1	19-JAN-2010 19:19:14	Twilight	46.000	75	26Eps Sco	2.2910	4250.0	92	41249	No
317	GOM_NL__2PRFIN20100119_192304_000000402086_00113_41249_0966.N1	19-JAN-2010 19:23:04	Dark	40.000	131	Gam Lup	2.8000	26000.	80	41249	No
318	GOM_NL__2PRFIN20100119_192457_000000442086_00113_41249_0967.N1	19-JAN-2010 19:24:57	Dark	43.500	109	Bet Lup	2.6770	26000.	87	41249	No
319	GOM_NL__2PRFIN20100119_192627_000000442086_00113_41249_0968.N1	19-JAN-2010 19:26:27	Dark	44.000	78	Alp Lup	2.3040	28000.	88	41249	No
320	GOM_NL__2PRFIN20100119_192849_000000422086_00114_41250_0966.N1	19-JAN-2010 19:28:49	Dark	41.500	4	Alp1Cen	-0.010000	5800.0	83	41250	No
321	GOM_NL__2PRFIN20100119_193317_000000522086_00114_41250_0967.N1	19-JAN-2010 19:33:17	Dark	51.500	12	Alp1Cru	0.77500	30000.	103	41250	No
322	GOM_NL__2PRFIN20100119_193628_000000382086_00114_41250_0968.N1	19-JAN-2010 19:36:28	Dark	37.500	124	The Car	2.7640	30000.	75	41250	No
323	GOM_NL__2PRFIN20100119_193749_000000432086_00114_41250_0969.N1	19-JAN-2010 19:37:49	Dark	43.000	159	Ups Car	2.9200	7200.0	86	41250	No
324	GOM_NL__2PRFIN20100119_193942_000000452086_00114_41250_0970.N1	19-JAN-2010 19:39:42	Dark	45.000	71	lot Car	2.2460	7700.0	90	41250	No
325	GOM_NL__2PRFIN20100119_194133_000000452086_00114_41250_0971.N1	19-JAN-2010 19:41:33	Dark	45.000	46	Del Vel	1.9540	10600.	90	41250	No
326	GOM_NL__2PRFIN20100119_194412_000000442086_00114_41250_0972.N1	19-JAN-2010 19:44:12	Dark	43.500	34	Gam2Vel	1.7930	23000.	87	41250	No
327	GOM_NL__2PRFIN20100119_194620_000000432086_00114_41250_0973.N1	19-JAN-2010 19:46:20	Dark	42.500	70	Zet Pup	2.2460	39000.	85	41250	No
328	GOM_NL__2PRFIN20100119_194755_000000442086_00114_41250_0974.N1	19-JAN-2010 19:47:55	Straylight	44.000	117	Pi Pup	2.7060	3800.0	88	41250	No
329	GOM_NL__2PRFIN20100119_195025_000000422086_00114_41250_0975.N1	19-JAN-2010 19:50:25	Straylight	42.000	23	21Eps CMa	1.5020	26000.	84	41250	No
330	GOM_NL__2PRFIN20100119_195149_000000392086_00114_41250_0976.N1	19-JAN-2010 19:51:49	Straylight	39.000	179	24Omi2CMa	3.0320	24000.	78	41250	No
331	GOM_NL__2PRFIN20100119_195400_000000432086_00114_41250_0977.N1	19-JAN-2010 19:54:00	Straylight	42.500	1	9Alp CMa	-1.4400	11000.	85	41250	No
332	GOM_NL__2PRFIN20100119_200026_000000522086_00114_41250_0978.N1	19-JAN-2010 20:00:26	Tw_and_stray	52.000	8	10Alp CMi	0.40000	6500.0	104	41250	No
333	GOM_NL__2PRFIN20100119_200329_000000482086_00114_41250_0979.N1	19-JAN-2010 20:03:29	Bright	48.000	44	24Gam Gem	1.9280	11000.	96	41250	No
334	GOM_NL__2PRFIN20100119_200514_000000422086_00114_41250_0980.N1	19-JAN-2010 20:05:14	Bright	42.000	151	13Mu Gem	2.8900	3000.0	84	41250	No
335	GOM_NL__2PRFIN20100119_200839_000000432086_00114_41250_0981.N1	19-JAN-2010 20:08:39	Bright	42.500	24	66Alp Gem	1.5800	10200.	85	41250	No
336	GOM_NL__2PRFIN20100119_201135_000000372086_00114_41250_0982.N1	19-JAN-2010 20:11:35	Bright	37.000	42	34Bet Aur	1.9000	10200.	74	41250	No
337	GOM_NL__2PRFIN20100119_202409_000000352086_00114_41250_0983.N1	19-JAN-2010 20:24:09	Bright	34.500	49	1Alp UMi	1.9900	6300.0	69	41250	No

338	GOM_NL__2PRFIN20100119_202755_000000402086_00114_41250_0984.N1	19-JAN-2010 20:27:55	Bright	40.000	60	7Bet UMi	2.0810	3950.0	80	41250	No
339	GOM_NL__2PRFIN20100119_203221_000000382086_00114_41250_0985.N1	19-JAN-2010 20:32:21	Bright	37.500	119	14Eta Dra	2.7270	4700.0	75	41250	No
340	GOM_NL__2PRFIN20100119_203505_000000382086_00114_41250_0986.N1	19-JAN-2010 20:35:05	Bright	37.500	130	23Bet Dra	2.7990	5800.0	75	41250	No
341	GOM_NL__2PRFIN20100119_204126_000000452086_00114_41250_0987.N1	19-JAN-2010 20:41:26	Bright	44.500	133	40Zet Her	2.8070	6000.0	89	41250	No
342	GOM_NL__2PRFIN20100119_204438_000000372086_00114_41250_0988.N1	19-JAN-2010 20:44:38	Bright	37.000	127	27Bet Her	2.7810	4700.0	74	41250	No
343	GOM_NL__2PRFIN20100119_205231_000000462086_00114_41250_0989.N1	19-JAN-2010 20:52:31	Bright	46.000	120	1Del Oph	2.7340	3200.0	92	41250	No
344	GOM_NL__2PRFIN20100119_205428_000000522086_00114_41250_0990.N1	19-JAN-2010 20:54:28	Bright	52.000	86	35Eta Oph	2.4300	10200.	104	41250	No
345	GOM_NL__2PRFIN20100119_205816_000000542086_00114_41250_0991.N1	19-JAN-2010 20:58:16	Twilight	54.000	16	21Alp Sco	1.0200	3000.0	108	41250	No
346	GOM_NL__2PRFIN20100119_205951_000000492086_00114_41250_0992.N1	19-JAN-2010 20:59:51	Twilight	49.000	75	26Eps Sco	2.2910	4250.0	98	41250	No
347	GOM_NL__2PRFIN20100119_210341_000000422086_00114_41250_0993.N1	19-JAN-2010 21:03:41	Dark	41.500	131	Gam Lup	2.8000	26000.	83	41250	No
348	GOM_NL__2PRFIN20100119_210534_000000422086_00114_41250_0994.N1	19-JAN-2010 21:05:34	Dark	42.000	109	Bet Lup	2.6770	26000.	84	41250	No
349	GOM_NL__2PRFIN20100119_210925_000000412086_00115_41251_0974.N1	19-JAN-2010 21:09:25	Dark	40.500	4	Alp1Cen	-0.010000	5800.0	81	41251	No
350	GOM_NL__2PRFIN20100119_211354_000000442086_00115_41251_0975.N1	19-JAN-2010 21:13:54	Dark	43.500	12	Alp1Cru	0.77500	30000.	87	41251	No
351	GOM_NL__2PRFIN20100119_211704_000000392086_00115_41251_0976.N1	19-JAN-2010 21:17:04	Dark	38.500	124	The Car	2.7640	30000.	77	41251	No
352	GOM_NL__2PRFIN20100119_211825_000000402086_00115_41251_0977.N1	19-JAN-2010 21:18:25	Dark	39.500	159	Ups Car	2.9200	7200.0	79	41251	No
353	GOM_NL__2PRFIN20100119_212018_000000442086_00115_41251_0978.N1	19-JAN-2010 21:20:18	Dark	44.000	71	lot Car	2.2460	7700.0	88	41251	No
354	GOM_NL__2PRFIN20100119_212209_000000442086_00115_41251_0979.N1	19-JAN-2010 21:22:09	Dark	44.000	46	Del Vel	1.9540	10600.	88	41251	No
355	GOM_NL__2PRFIN20100119_212449_000000422086_00115_41251_0980.N1	19-JAN-2010 21:24:49	Dark	42.000	34	Gam2Vel	1.7930	23000.	84	41251	No
356	GOM_NL__2PRFIN20100119_212656_000000452086_00115_41251_0981.N1	19-JAN-2010 21:26:56	Straylight	44.500	70	Zet Pup	2.2460	39000.	89	41251	No
357	GOM_NL__2PRFIN20100119_212831_000000432086_00115_41251_0982.N1	19-JAN-2010 21:28:31	Straylight	43.000	117	Pi Pup	2.7060	3800.0	86	41251	No
358	GOM_NL__2PRFIN20100119_213101_000000442086_00115_41251_0983.N1	19-JAN-2010 21:31:01	Straylight	43.500	23	21Eps CMa	1.5020	26000.	87	41251	No
359	GOM_NL__2PRFIN20100119_213225_000000402086_00115_41251_0984.N1	19-JAN-2010 21:32:25	Straylight	40.000	179	24Omi2CMa	3.0320	24000.	80	41251	No
360	GOM_NL__2PRFIN20100119_213437_000000432086_00115_41251_0985.N1	19-JAN-2010 21:34:37	Straylight	42.500	1	9Alp CMa	-1.4400	11000.	85	41251	No
361	GOM_NL__2PRFIN20100119_214102_000000542086_00115_41251_0986.N1	19-JAN-2010 21:41:02	Tw_and_stray	54.000	8	10Alp CMi	0.40000	6500.0	108	41251	No
362	GOM_NL__2PRFIN20100119_214405_000000532086_00115_41251_0987.N1	19-JAN-2010 21:44:05	Bright	53.000	44	24Gam Gem	1.9280	11000.	106	41251	No
363	GOM_NL__2PRFIN20100119_214550_000000412086_00115_41251_0988.N1	19-JAN-2010 21:45:50	Bright	41.000	151	13Mu Gem	2.8900	3000.0	82	41251	No
364	GOM_NL__2PRFIN20100119_214914_000000442086_00115_41251_0989.N1	19-JAN-2010 21:49:14	Bright	44.000	24	66Alp Gem	1.5800	10200.	88	41251	No
365	GOM_NL__2PRFIN20100119_215211_000000382086_00115_41251_0990.N1	19-JAN-2010 21:52:11	Bright	37.500	42	34Bet Aur	1.9000	10200.	75	41251	No
366	GOM_NL__2PRFIN20100119_220445_000000352086_00115_41251_0991.N1	19-JAN-2010 22:04:45	Bright	34.500	49	1Alp UMi	1.9900	6300.0	69	41251	No
367	GOM_NL__2PRFIN20100119_220831_000000412086_00115_41251_0992.N1	19-JAN-2010 22:08:31	Bright	40.500	60	7Bet UMi	2.0810	3950.0	81	41251	No
368	GOM_NL__2PRFIN20100119_221257_000000412086_00115_41251_0993.N1	19-JAN-2010 22:12:57	Bright	41.000	119	14Eta Dra	2.7270	4700.0	82	41251	No
369	GOM_NL__2PRFIN20100119_221541_000000522086_00115_41251_0994.N1	19-JAN-2010 22:15:41	Bright	52.000	130	23Bet Dra	2.7990	5800.0	104	41251	No
370	GOM_NL__2PRFIN20100119_222202_000000382086_00115_41251_0995.N1	19-JAN-2010 22:22:02	Bright	37.500	133	40Zet Her	2.8070	6000.0	75	41251	No
371	GOM_NL__2PRFIN20100119_222514_000000372086_00115_41251_0996.N1	19-JAN-2010 22:25:14	Bright	36.500	127	27Bet Her	2.7810	4700.0	73	41251	No
372	GOM_NL__2PRFIN20100119_223307_000000462086_00115_41251_0997.N1	19-JAN-2010 22:33:07	Bright	45.500	120	1Del Oph	2.7340	3200.0	91	41251	No
373	GOM_NL__2PRFIN20100119_223853_000000492086_00115_41251_0998.N1	19-JAN-2010 22:38:53	Twilight	48.500	16	21Alp Sco	1.0200	3000.0	97	41251	No
374	GOM_NL__2PRFIN20100119_224027_000000452086_00115_41251_0999.N1	19-JAN-2010 22:40:27	Twilight	45.000	75	26Eps Sco	2.2910	4250.0	90	41251	No
375	GOM_NL__2PRFIN20100119_224417_000000392086_00115_41251_1000.N1	19-JAN-2010 22:44:17	Dark	39.000	131	Gam Lup	2.8000	26000.	78	41251	No
376	GOM_NL__2PRFIN20100119_224611_000000412086_00115_41251_1001.N1	19-JAN-2010 22:46:11	Dark	41.000	109	Bet Lup	2.6770	26000.	82	41251	No
377	GOM_NL__2PRFIN20100119_225001_000000412086_00116_41252_0982.N1	19-JAN-2010 22:50:01	Dark	40.500	4	Alp1Cen	-0.010000	5800.0	81	41252	No
378	GOM_NL__2PRFIN20100119_225430_000000452086_00116_41252_0983.N1	19-JAN-2010 22:54:30	Dark	44.500	12	Alp1Cru	0.77500	30000.	89	41252	No
379	GOM_NL__2PRFIN20100119_225741_000000392086_00116_41252_0984.N1	19-JAN-2010 22:57:41	Dark	38.500	124	The Car	2.7640	30000.	77	41252	No
380	GOM_NL__2PRFIN20100119_225901_000000382086_00116_41252_0985.N1	19-JAN-2010 22:59:01	Dark	38.000	159	Ups Car	2.9200	7200.0	76	41252	No
381	GOM_NL__2PRFIN20100119_230055_000000422086_00116_41252_0986.N1	19-JAN-2010 23:00:55	Dark	42.000	71	lot Car	2.2460	7700.0	84	41252	No
382	GOM_NL__2PRFIN20100119_230245_000000412086_00116_41252_0987.N1	19-JAN-2010 23:02:45	Dark	41.000	46	Del Vel	1.9540	10600.	82	41252	No
383	GOM_NL__2PRFIN20100119_230525_000000432086_00116_41252_0988.N1	19-JAN-2010 23:05:25	Dark	43.000	34	Gam2Vel	1.7930	23000.	86	41252	No
384	GOM_NL__2PRFIN20100119_230733_000000422086_00116_41252_0989.N1	19-JAN-2010 23:07:33	Dark	41.500	70	Zet Pup	2.2460	39000.	83	41252	No
385	GOM_NL__2PRFIN20100119_230907_000000452086_00116_41252_0990.N1	19-JAN-2010 23:09:07	Straylight	44.500	117	Pi Pup	2.7060	3800.0	89	41252	No
386	GOM_NL__2PRFIN20100119_231138_000000422086_00116_41252_0991.N1	19-JAN-2010 23:11:38	Straylight	42.000	23	21Eps CMa	1.5020	26000.	84	41252	No
387	GOM_NL__2PRFIN20100119_231301_000000402086_00116_41252_0992.N1	19-JAN-2010 23:13:01	Straylight	40.000	179	24Omi2CMa	3.0320	24000.	80	41252	No
388	GOM_NL__2PRFIN20100119_231513_000000442086_00116_41252_0993.N1	19-JAN-2010 23:15:13	Straylight	43.500	1	9Alp CMa	-1.4400	11000.	87	41252	No
389	GOM_NL__2PRFIN20100119_232138_000000542086_00116_41252_0994.N1	19-JAN-2010 23:21:38	Tw_and_stray	53.500	8	10Alp CMi	0.40000	6500.0	107	41252	No
390	GOM_NL__2PRFIN20100119_232441_000000462086_00116_41252_0995.N1	19-JAN-2010 23:24:41	Bright	46.000	44	24Gam Gem	1.9280	11000.	92	41252	No
391	GOM_NL__2PRFIN20100119_232626_000000402086_00116_41252_0996.N1	19-JAN-2010 23:26:26	Bright	39.500	151	13Mu Gem	2.8900	3000.0	79	41252	No
392	GOM_NL__2PRFIN20100119_232950_000000442086_00116_41252_0997.N1	19-JAN-2010 23:29:50	Bright	43.500	24	66Alp Gem	1.5800	10200.	87	41252	No
393	GOM_NL__2PRFIN20100119_234520_000000352086_00116_41252_0998.N1	19-JAN-2010 23:45:20	Bright	35.000	49	1Alp UMi	1.9900	6300.0	70	41252	No
394	GOM_NL__2PRFIN20100119_234907_000000432086_00116_41252_0999.N1	19-JAN-2010 23:49:07	Bright	43.000	60	7Bet UMi	2.0810	3950.0	86	41252	No
395	GOM_NL__2PRFIN20100119_235333_000000382086_00116_41252_1000.N1	19-JAN-2010 23:53:33	Bright	38.000	119	14Eta Dra	2.7270	4700.0	76	41252	No
396	GOM_NL__2PRFIN20100119_235617_000000372086_00116_41252_1001.N1	19-JAN-2010 23:56:17	Bright	36.500	130	23Bet Dra	2.7990	5800.0	73	41252	No

3. Quality information per product

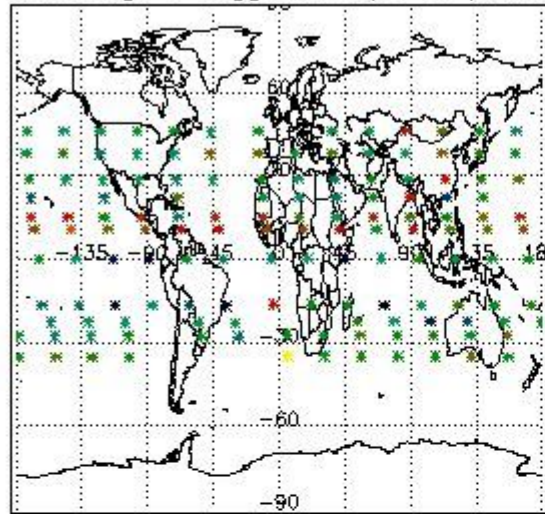
In this section it is plotted some information contained in the Quality Summary data set of the level 2 products. Only products in dark limb conditions and without errors (error flag in the MPH set to "0") are used.

3.1 Plot quality information per product (time dependant)

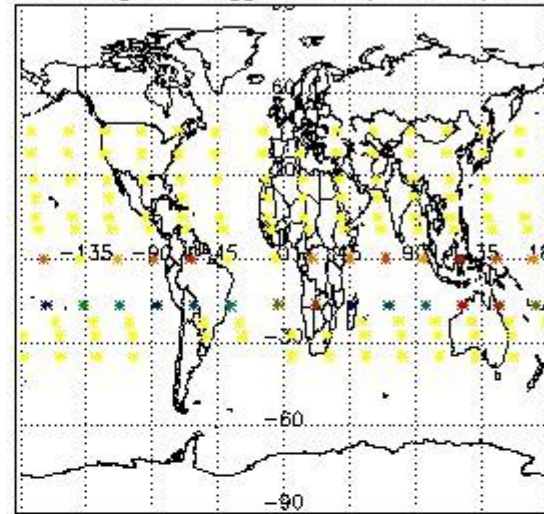


3.2 Plot quality information per product (world map)

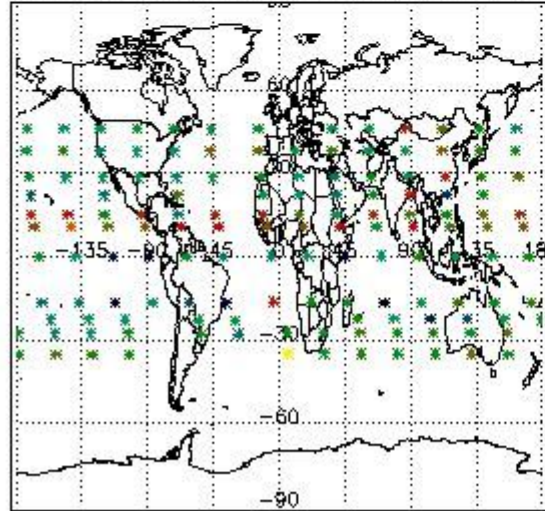
Percentage of flagged data per O3 profile



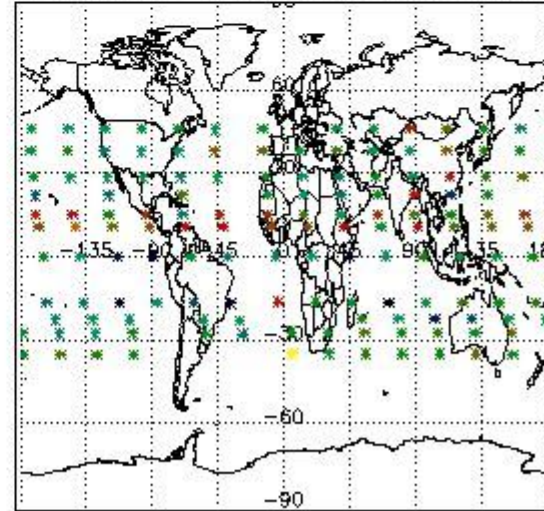
Percentage of flagged data per H2O profile



Percentage of flagged data per NO2 profile



Percentage of flagged data per NO3 profile

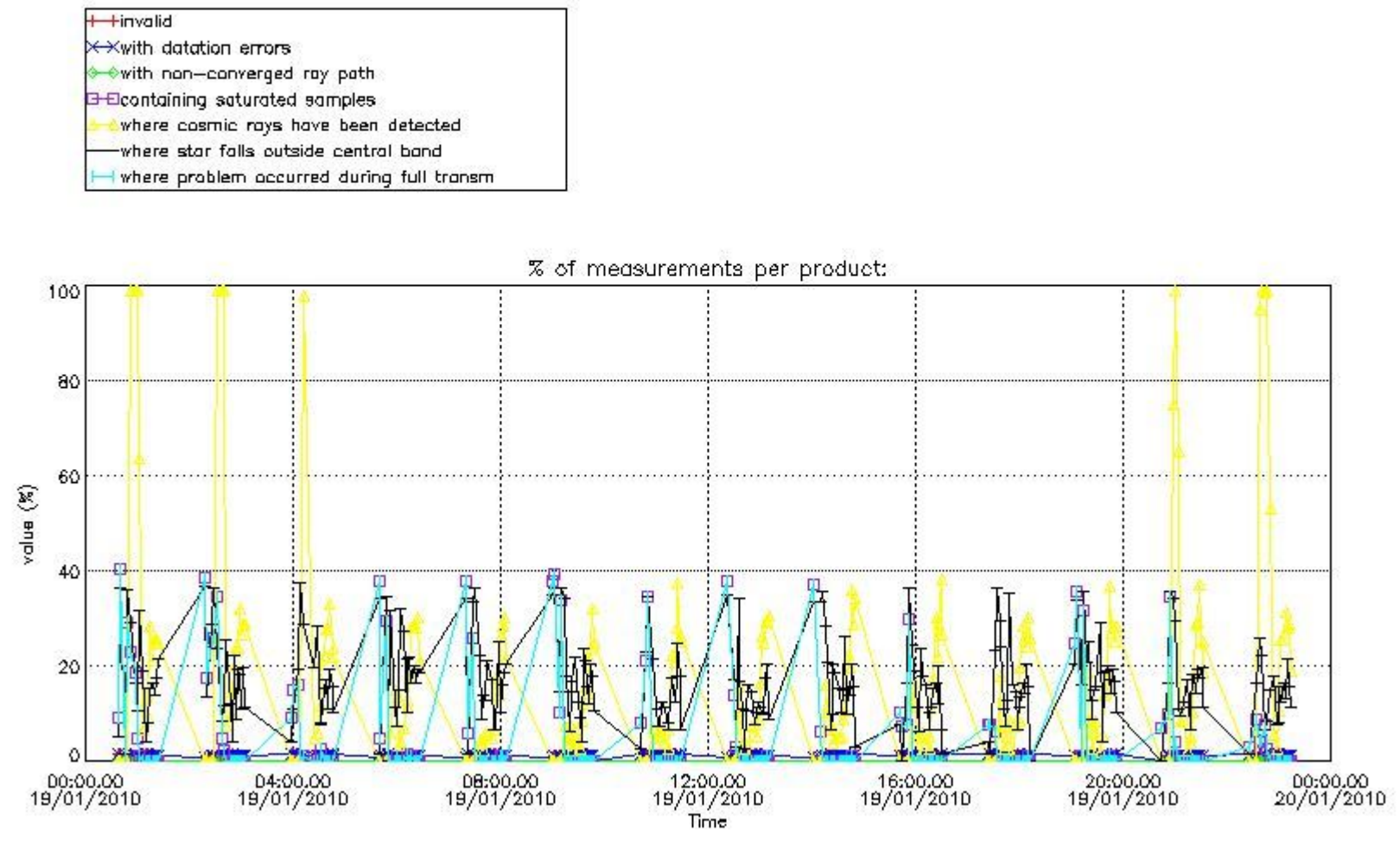


4. Level 1 quality information per product

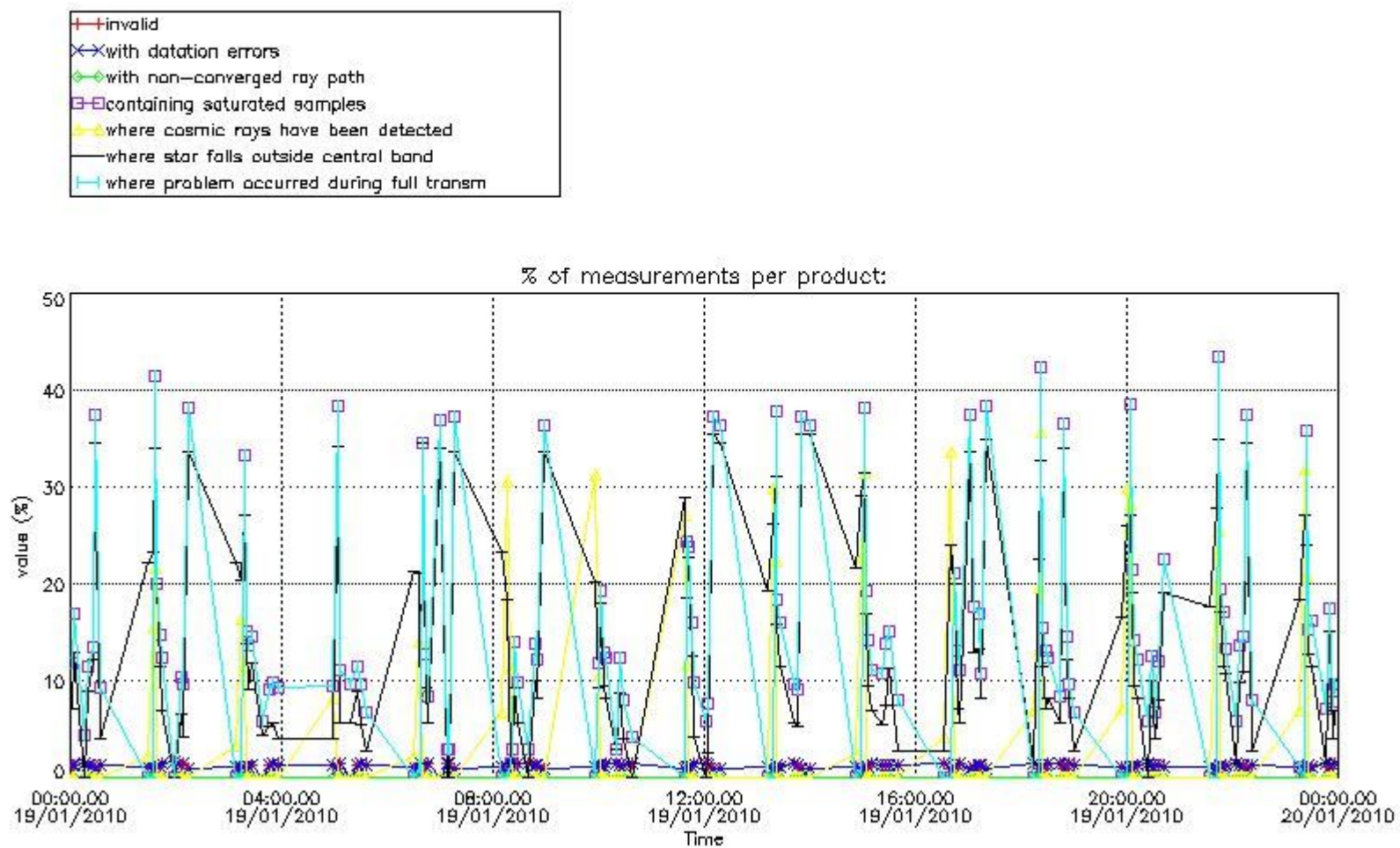
In this section it is plotted some information contained in the Quality Summary data set of the level 2 products that comes from the level 1b processing. Products without errors (error flag in the MPH set to "0") are used.

4.1 Plot quality information per product (time dependant) coming from level 1b processing

4.1.1 Plot level 1 quality information per product (time dependant): ENVISAT ASCENDING passes



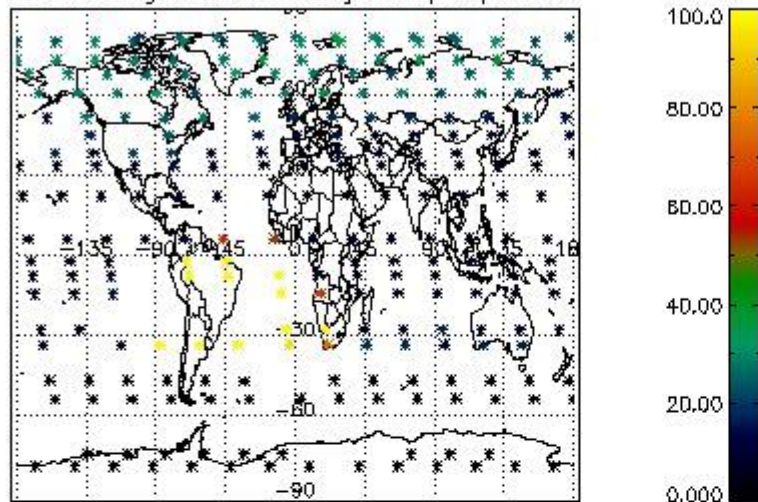
4.1.2 Plot level 1 quality information per product (time dependant): ENVI SAT DESCENDING passes



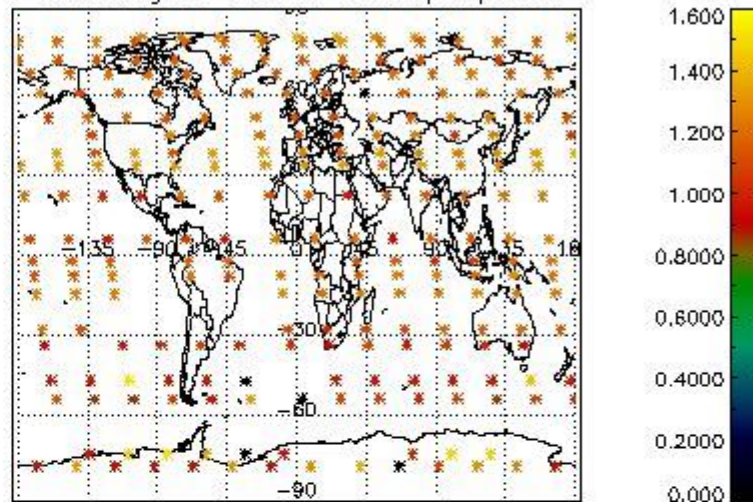
4.2 Plot quality information per product coming from level 1b processing (world map)

4.2.1 Plot level 1 quality information per product (world map): ENVISAT ASCENDING passes

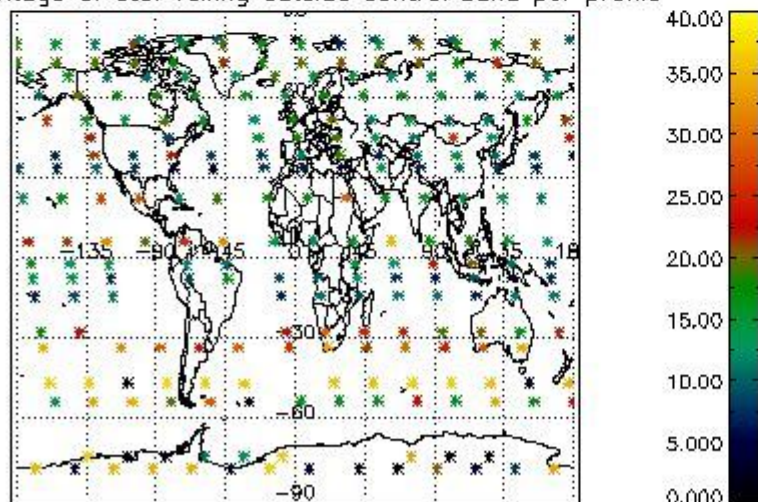
Percentage of cosmic ray hits per profile



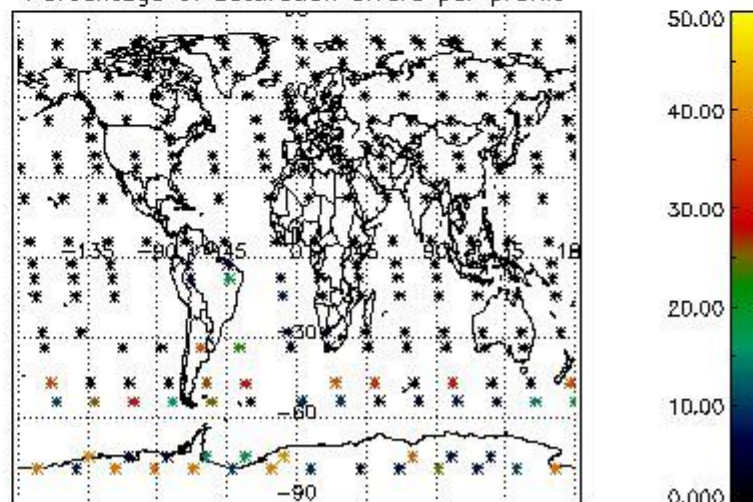
Percentage of datation errors per profile



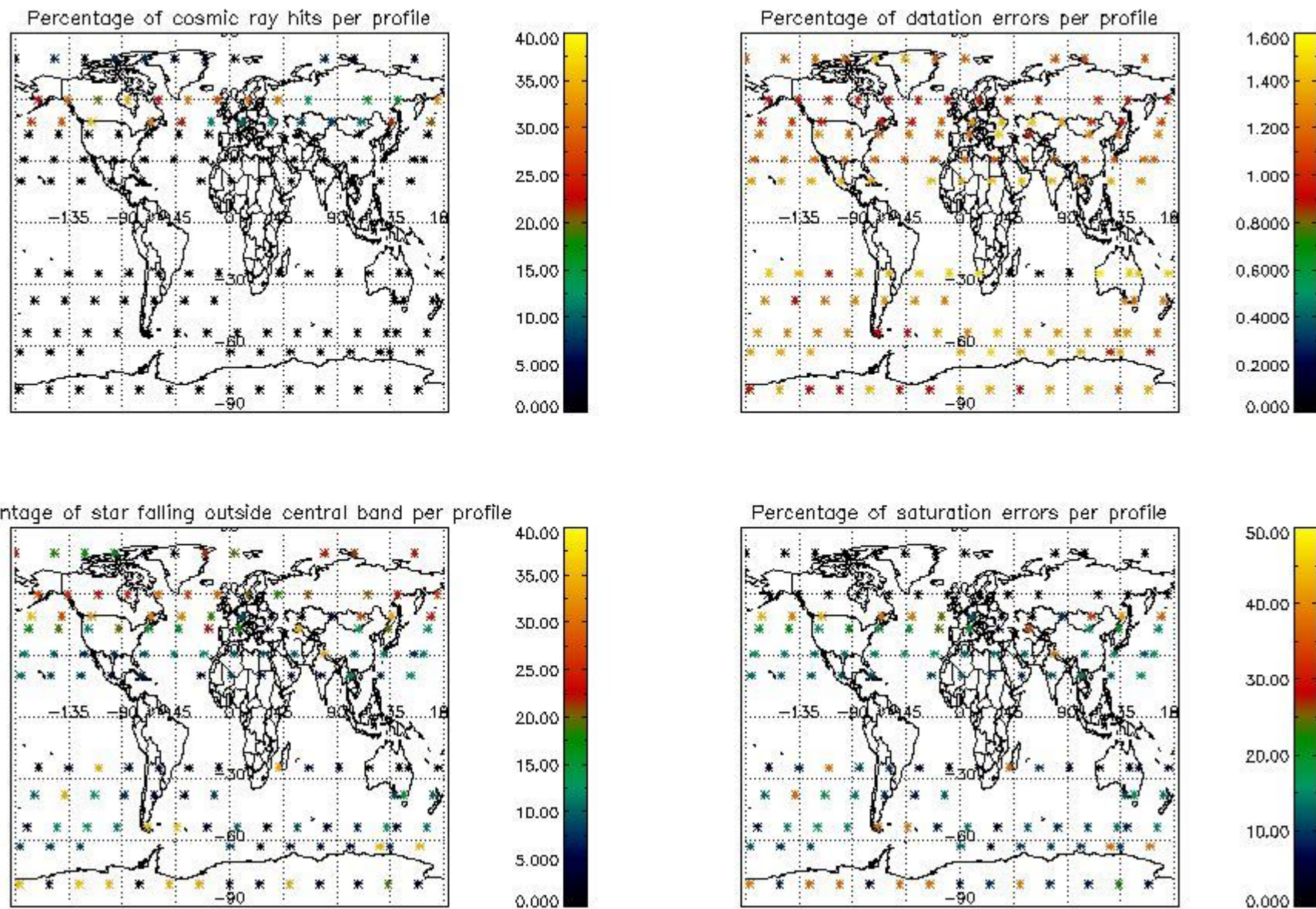
Percentage of star falling outside central band per profile



Percentage of saturation errors per profile



4.2.2 Plot level 1 quality information per product (world map): ENVISAT DESCENDING passes



5. Trace gas profiles

5.1 Ozone statistics based on quality of products

The final quality of the products can be "measured" using the STD (Standard Deviation) attached to every point profile. This information is written to the parameter GOM_NL__2P/NL_LOCAL_SPECIES_DENSITY/o3_std of the level 2 products. The table below shows the statistics for given STD ranges.

The statistics are given with respect to the overall valid production:

- Products without fatal errors: GOM_NL__2P/MPH/PRODUCT_ERR=0
- Valid point profile: GOM_NL__2P/NL_LOCAL_SPECIES_DENSITY/pcd(0)=0

The 'Criteria' is applied to valid points of dark limb products:

- Products in dark limb illumination condition: GOM_NL__2P/NL_SUMMARY_QUALITY/obs_ill_cond=0
- Products without fatal errors: GOM_NL__2P/MPH/PRODUCT_ERR=0
- Valid point profile: GOM_NL__2P/NL_LOCAL_SPECIES_DENSITY/pcd(0)=0

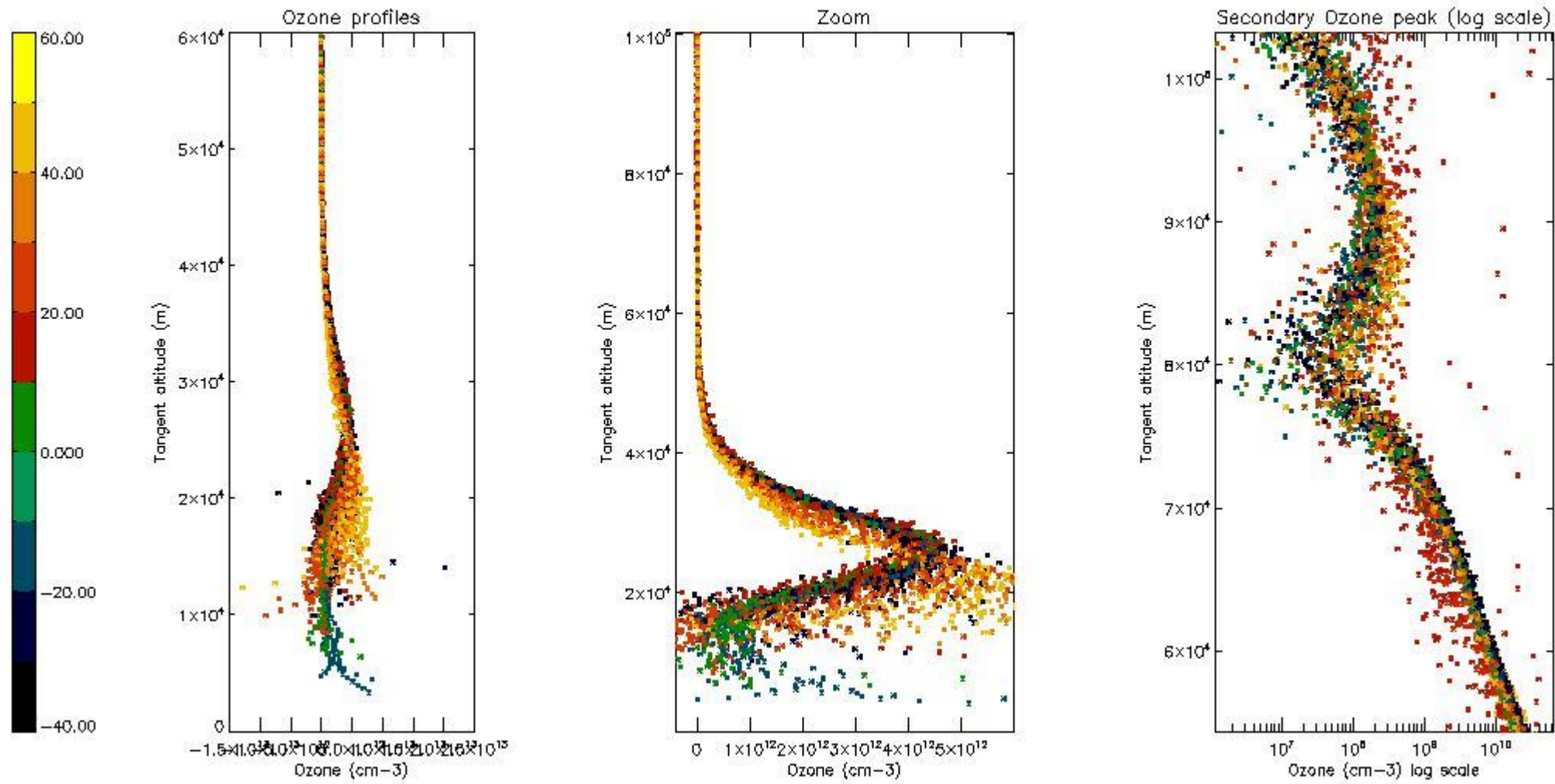
So, the table below shows the percentage of dark limb and valid observations for each criteria with respect to the overall valid daily observations.

Criteria	% of total production
All STD	36
STD < 20	20

STD < 10	16
STD < 5	12

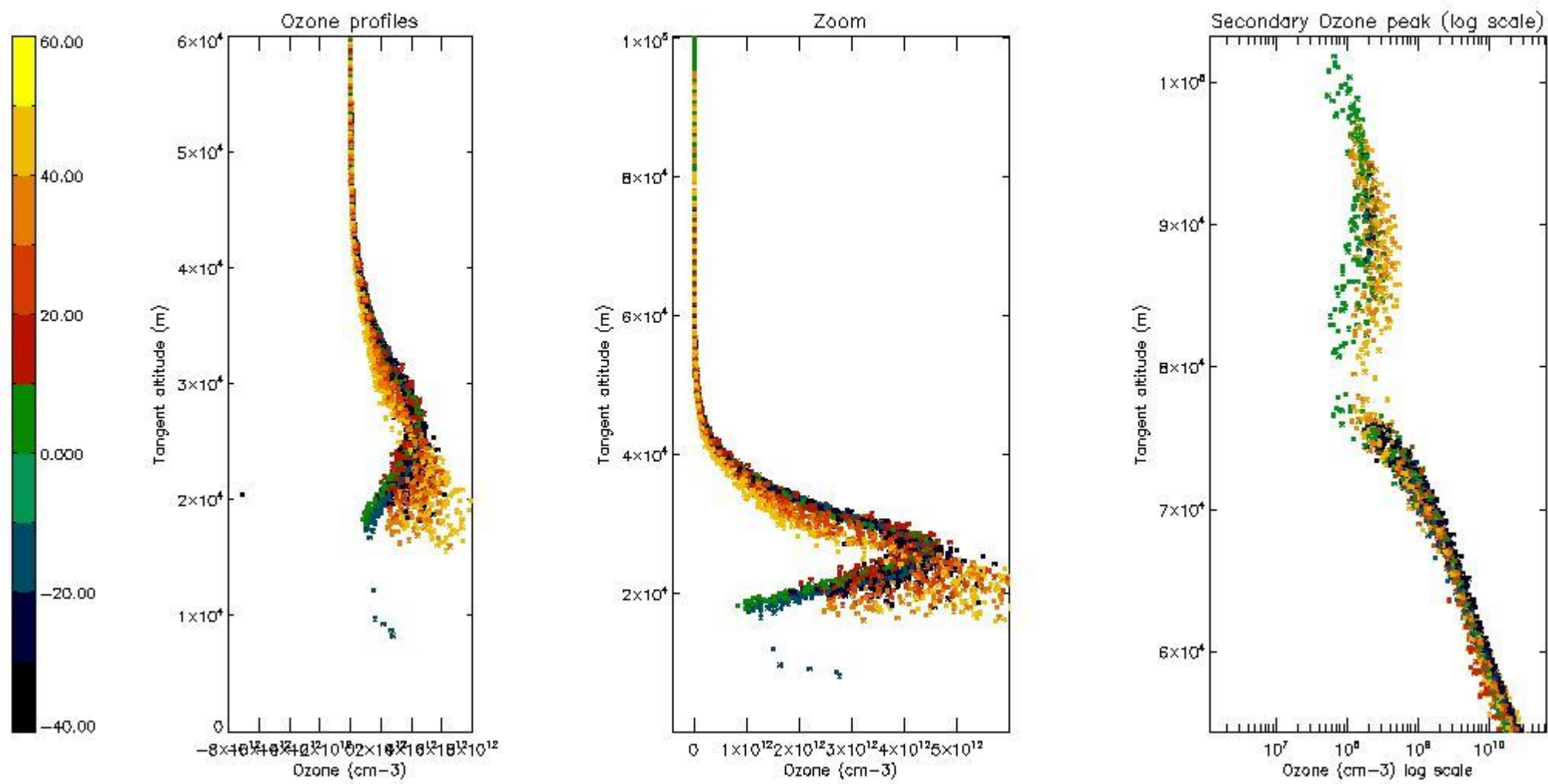
5.2 Plot ozone profiles for all STD (dark without errors)

The colorbar represents the latitude.



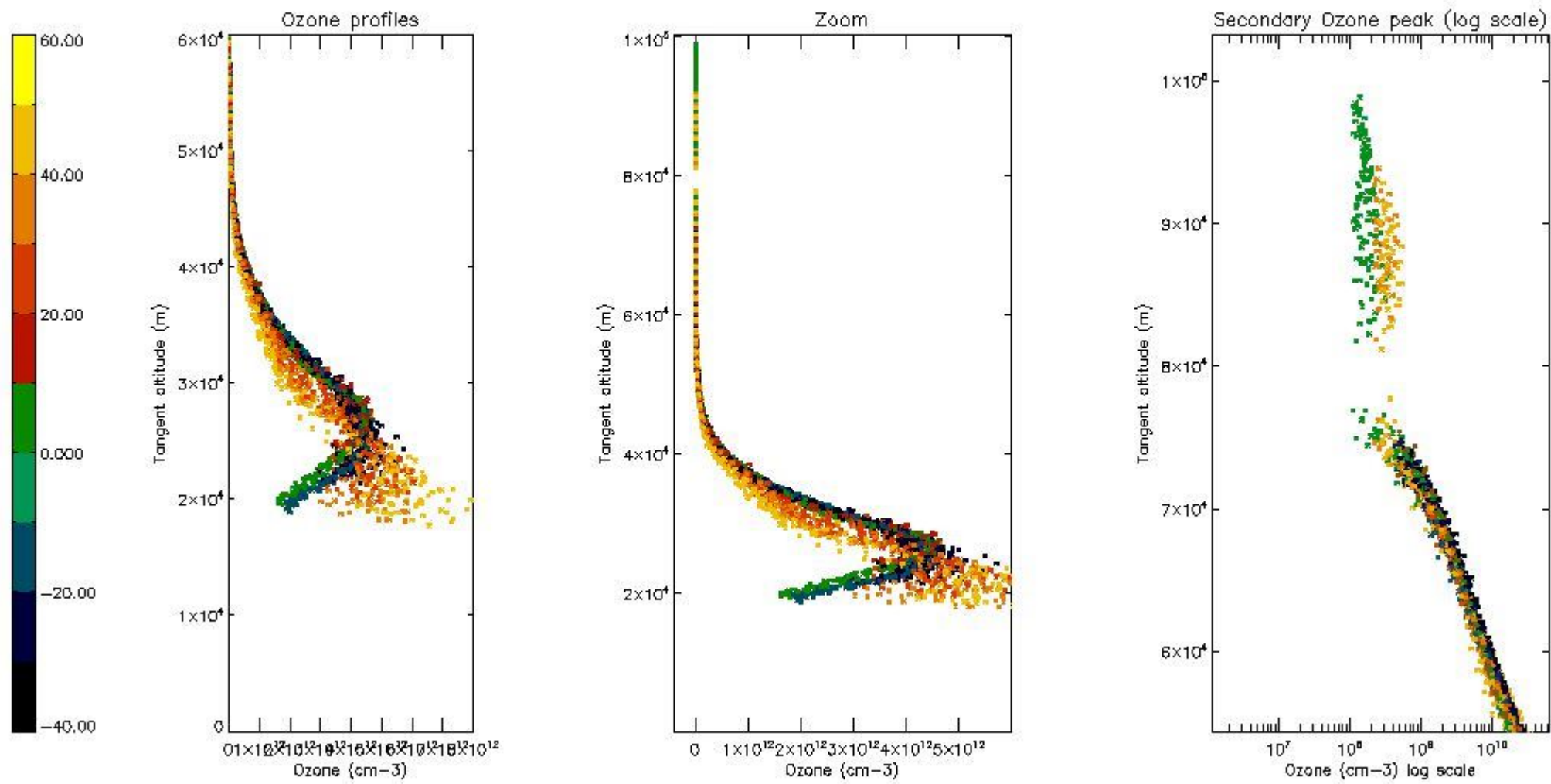
5.3 Plot ozone profiles where STD < 20% (dark without errors)

The colorbar represents the latitude.



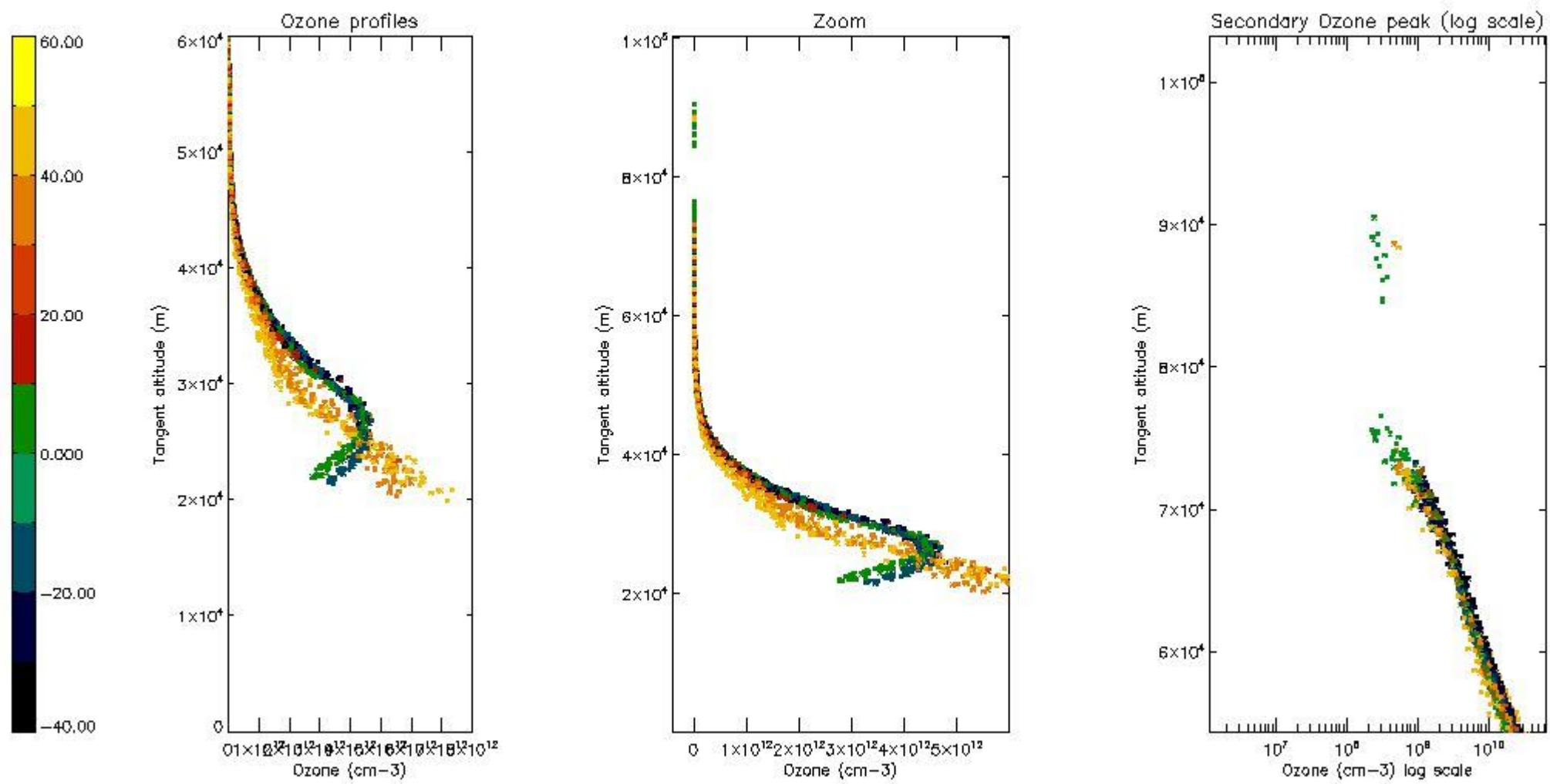
5.4 Plot ozone profiles where STD < 10% (dark without errors)

The colorbar represents the latitude.



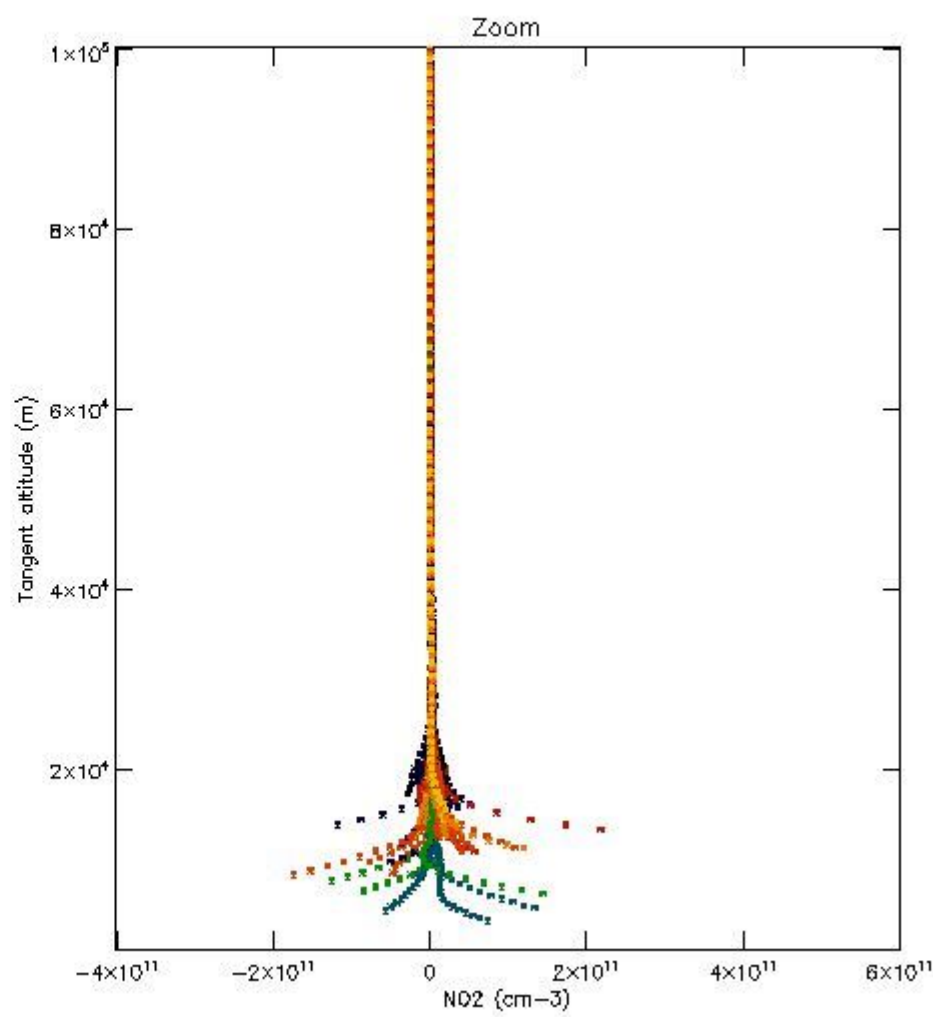
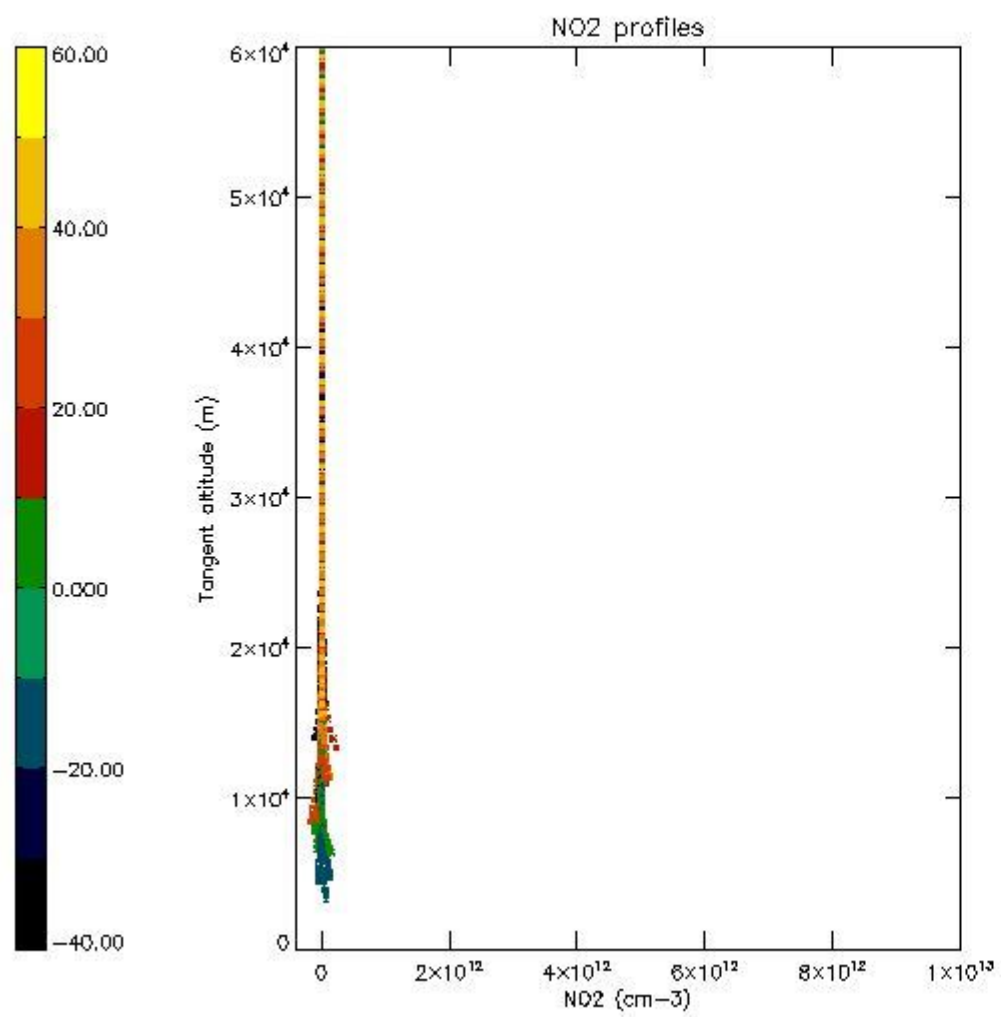
5.5 Plot ozone profiles where STD < 5% (dark without errors)

The colorbar represents the latitude.



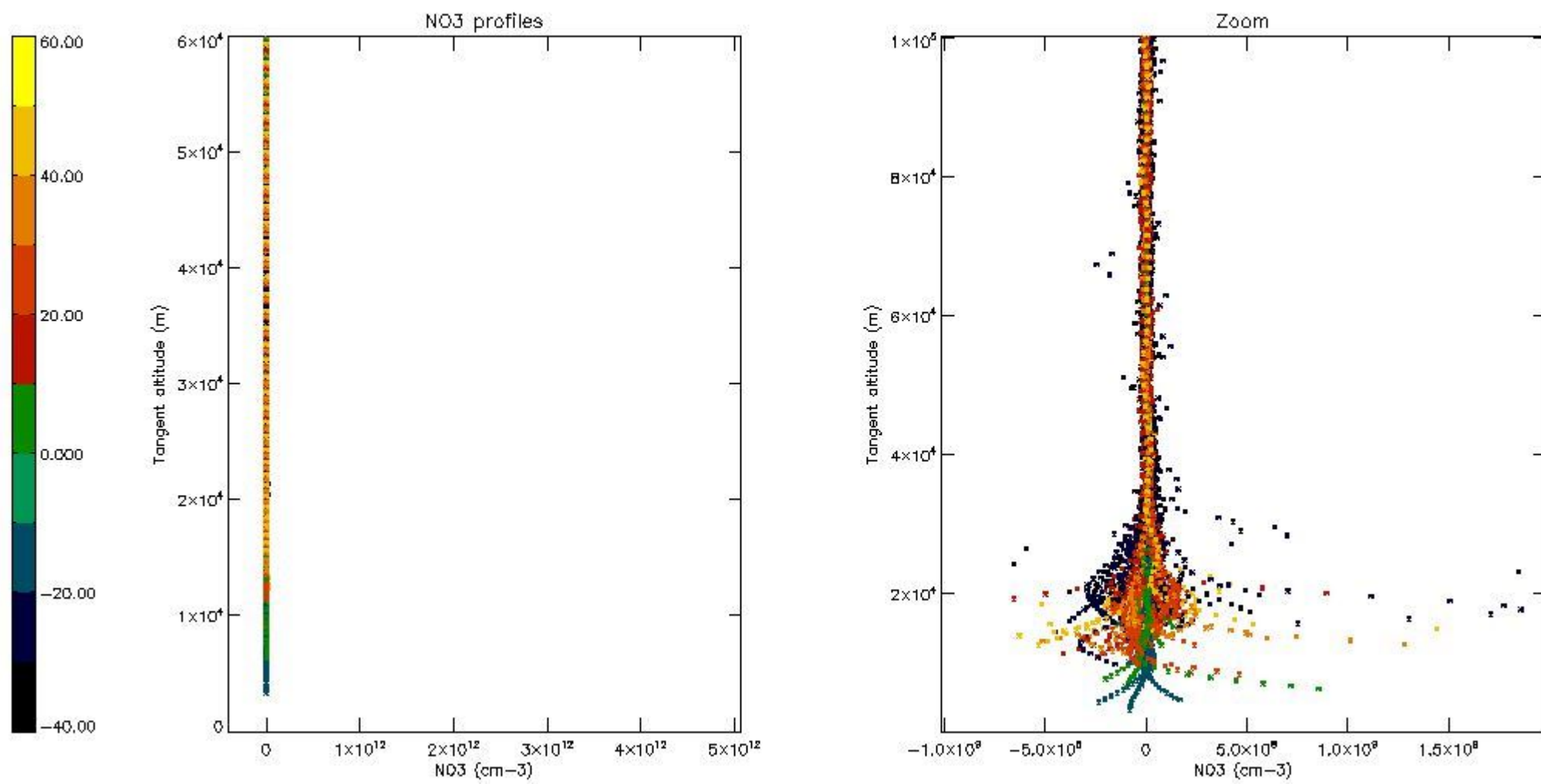
5.6 Plot NO₂ profiles for all STD (dark without errors)

The colorbar represents the latitude.



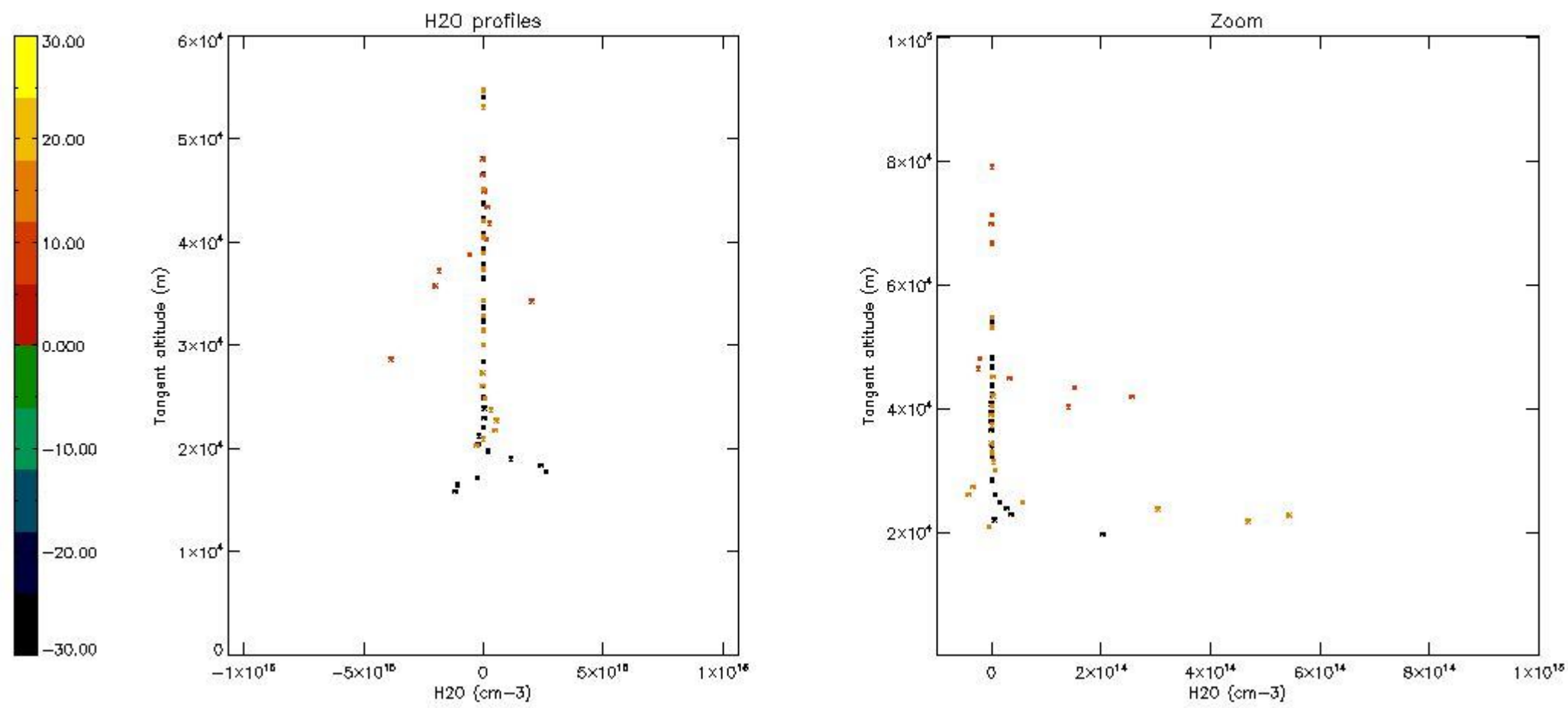
5.7 Plot NO3 profiles for all STD (dark without errors)

The colorbar represents the latitude.



5.8 Plot H2O profiles for all STD (only for occultations of stars 1,2,3,4,13,14,16,26,63 dark without errors)

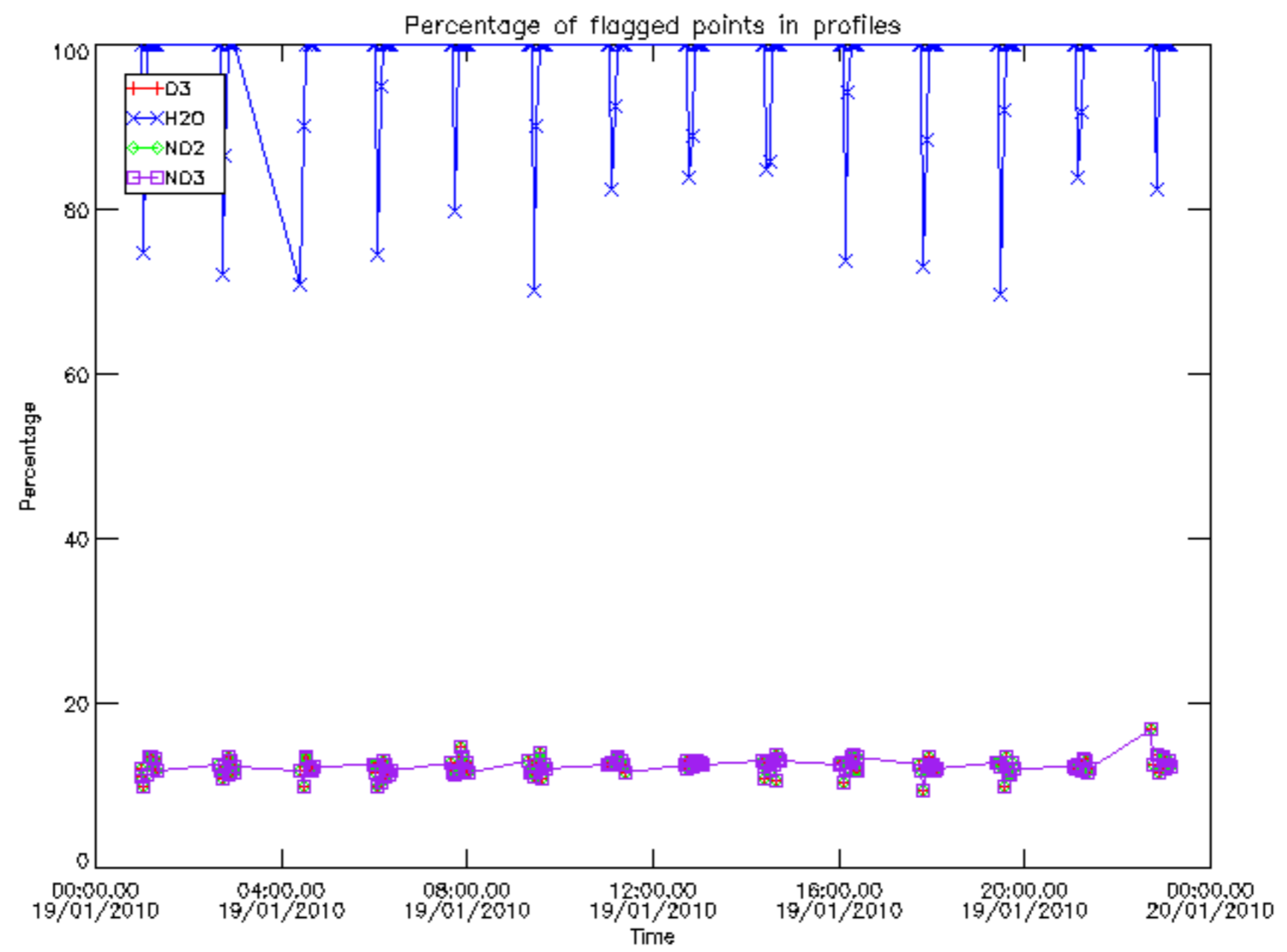
The colorbar represents the latitude.



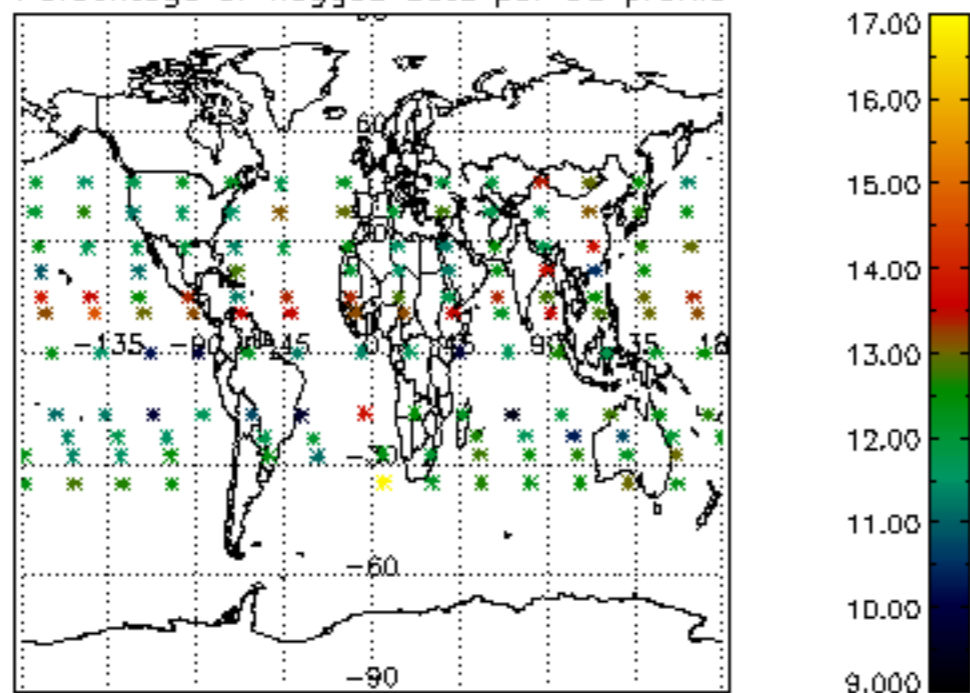
6. Auxiliary Data Files used for the production reported in section 2

The number reported in the third column indicates since which file (see list in section 2) the corresponding auxiliary file has been used. The fourth column is the date of those product files.

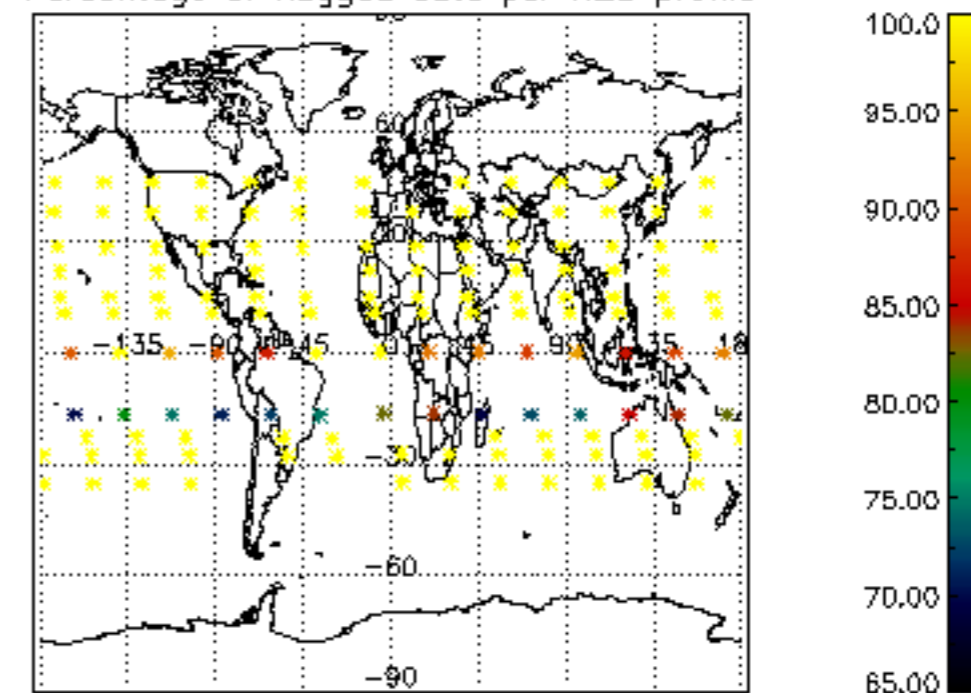
Type	Auxiliary Filename	Used since product	Used since product date
INST_PHYS_CHARACTERISTICS	GOM_INS_AXVIEC20091111_143220_20030716_120000_20500101_000000	1	19-JAN-2010 00:01:32
LEVEL-2_PROC_CONFIG	GOM_PR2_AXVIEC20091111_152718_20020301_000000_20500101_000000	1	19-JAN-2010 00:01:32
CROSS_SECTIONS_FILE	GOM_CRS_AXVIEC20091111_154832_20020301_000000_20500101_000000	1	19-JAN-2010 00:01:32



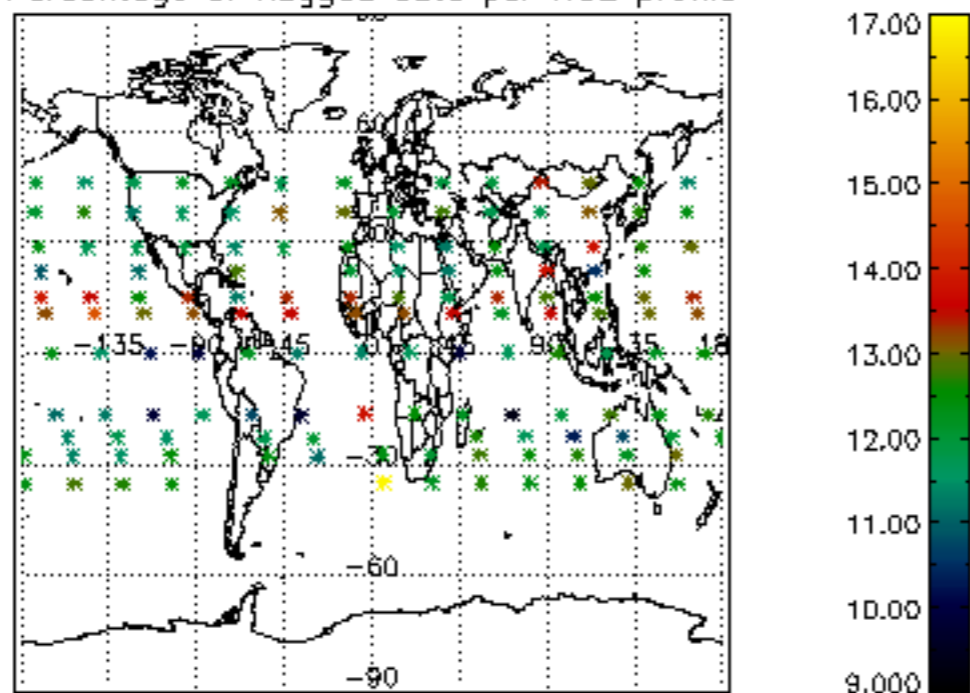
Percentage of flagged data per D3 profile



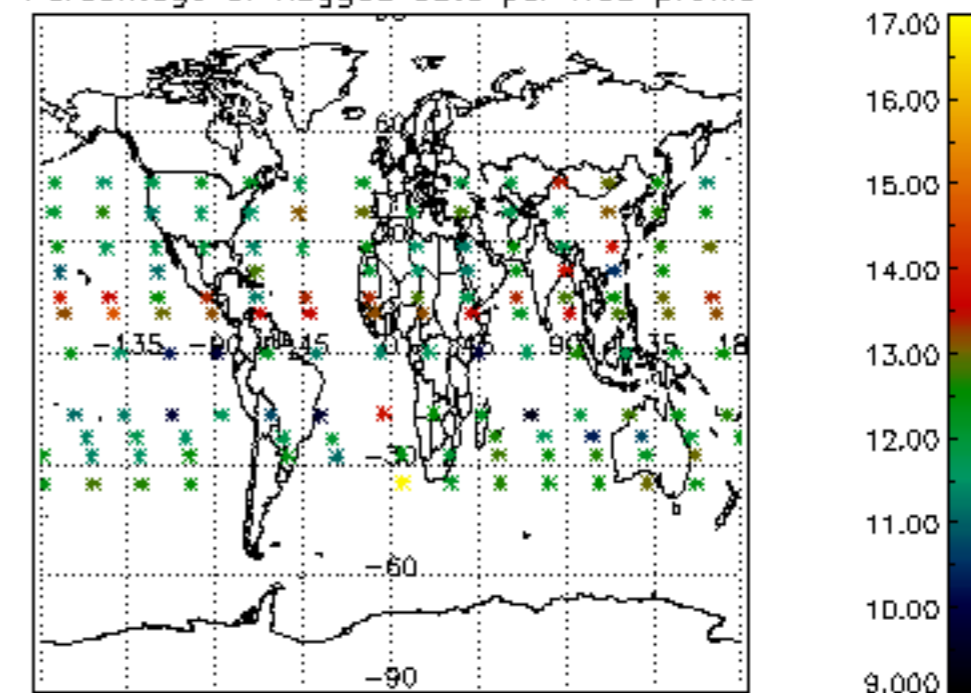
Percentage of flagged data per H2O profile

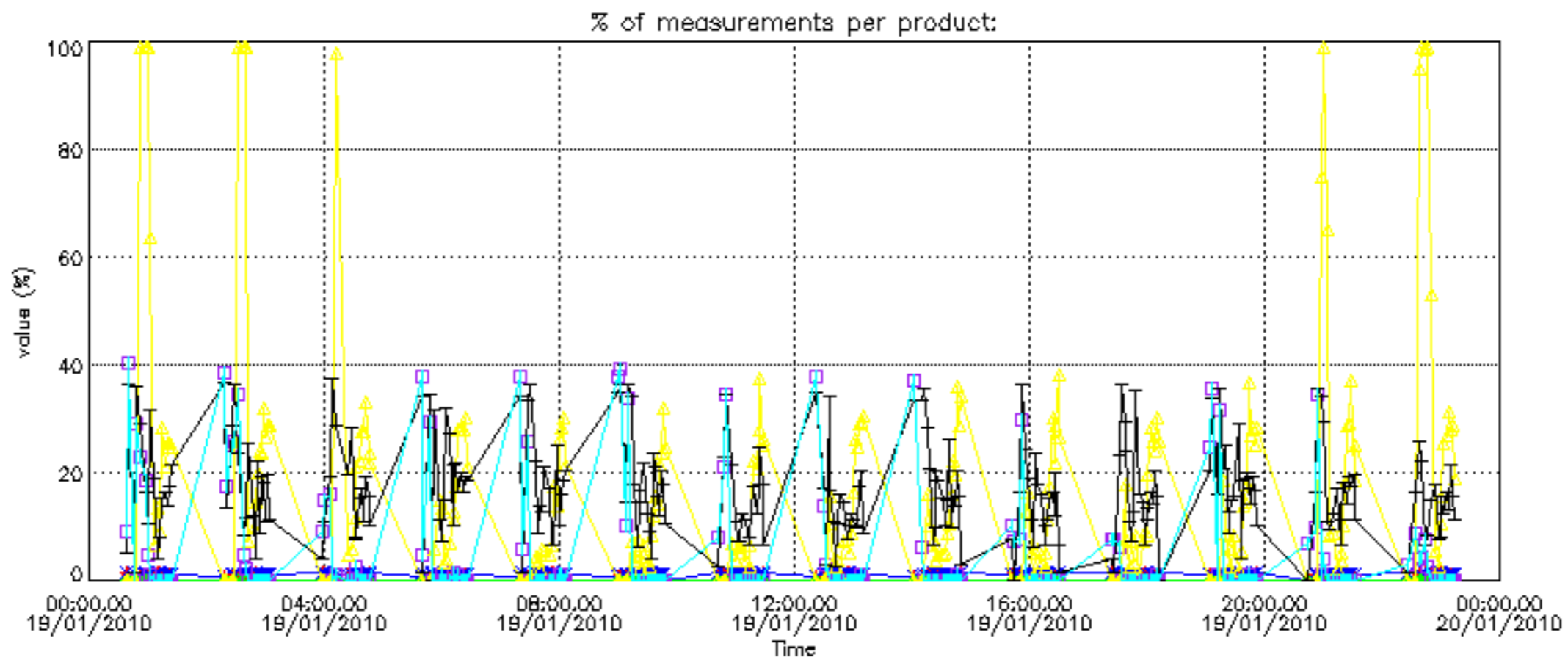


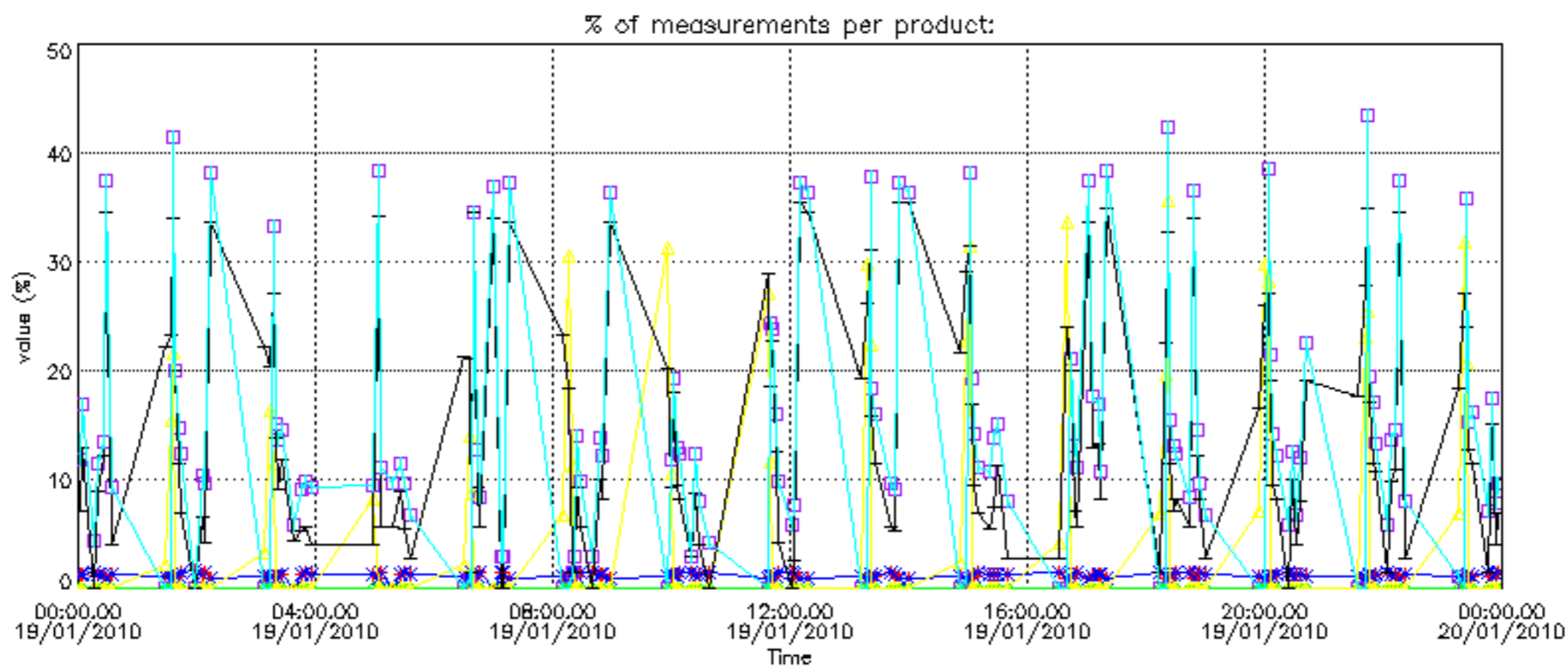
Percentage of flagged data per NO2 profile



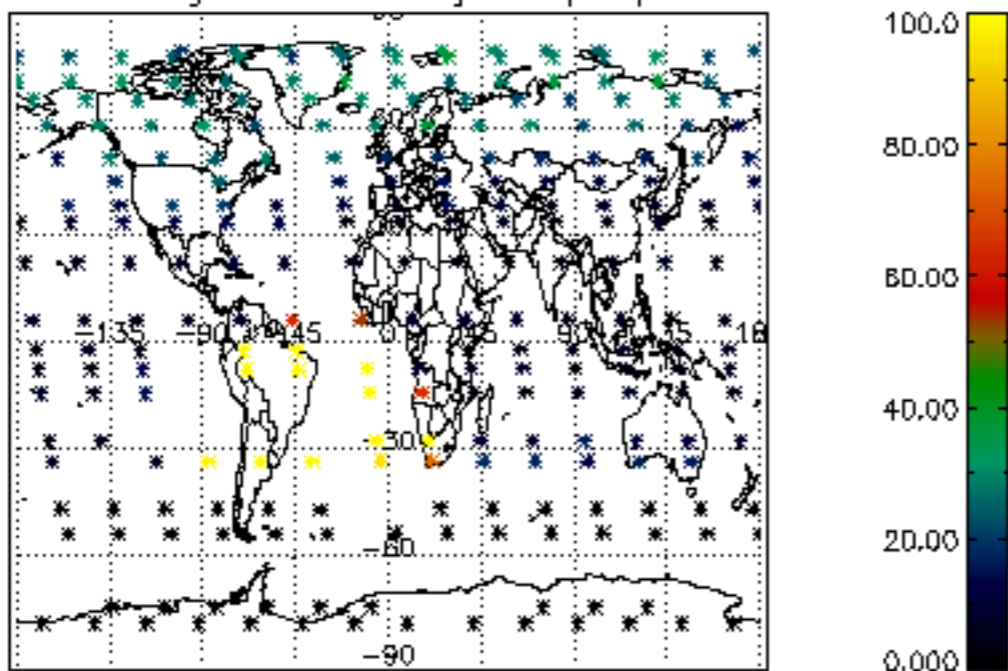
Percentage of flagged data per NO3 profile



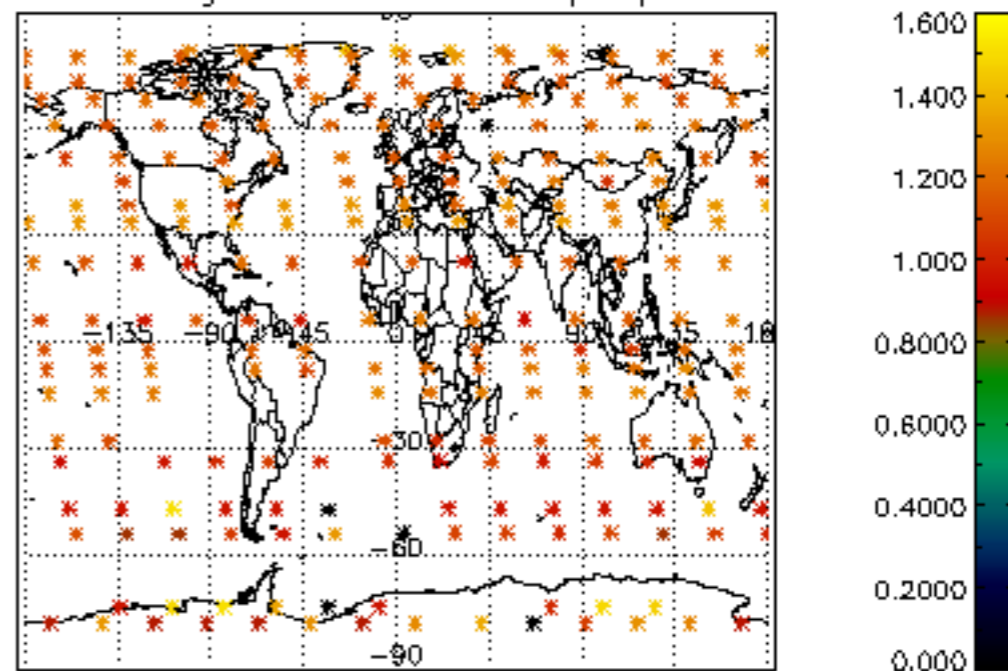




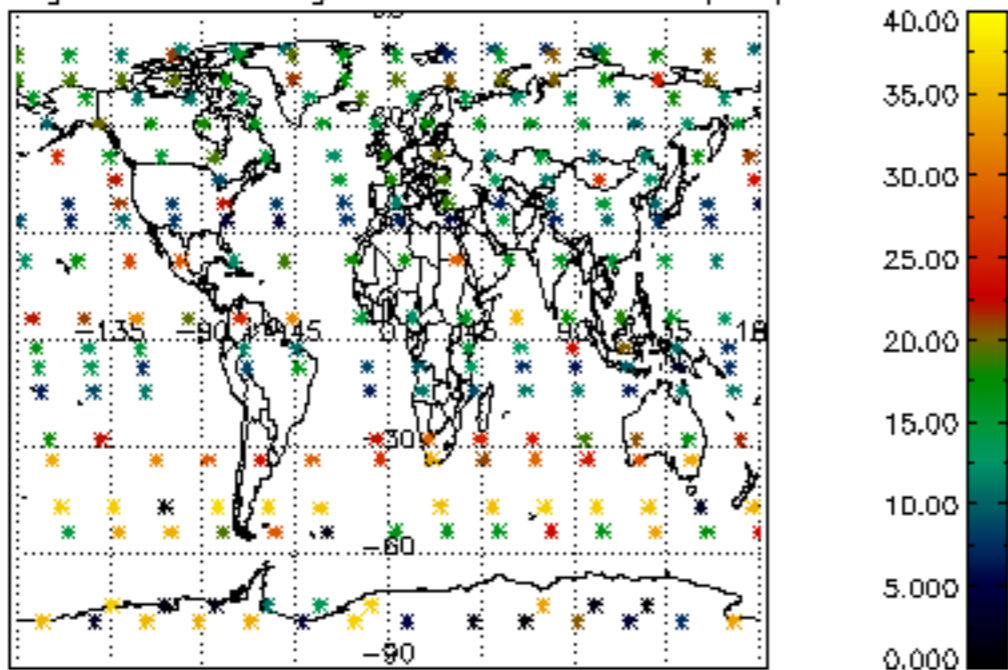
Percentage of cosmic ray hits per profile



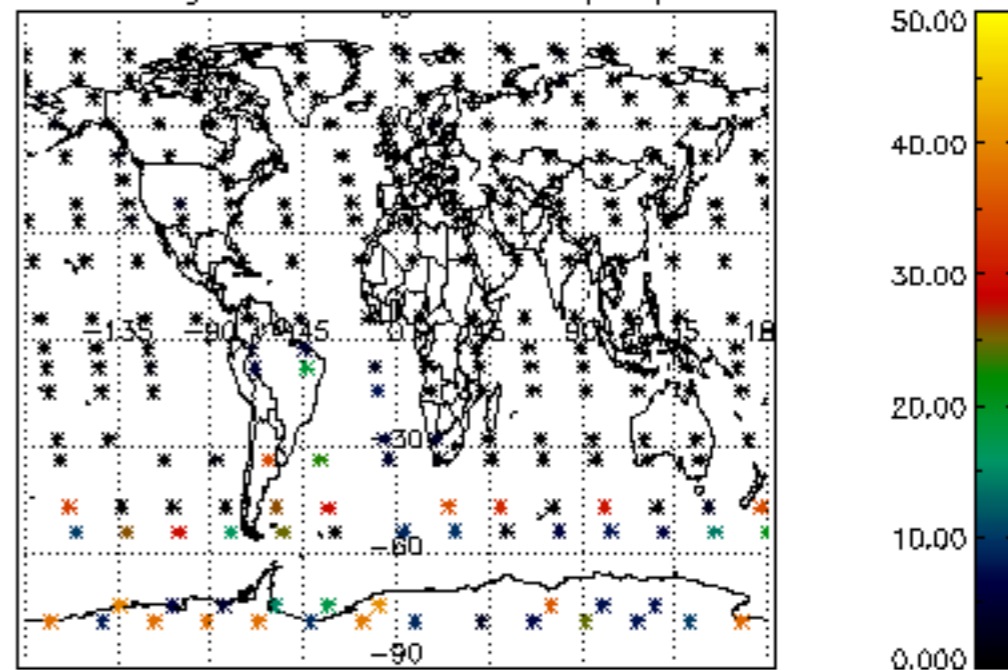
Percentage of datation errors per profile



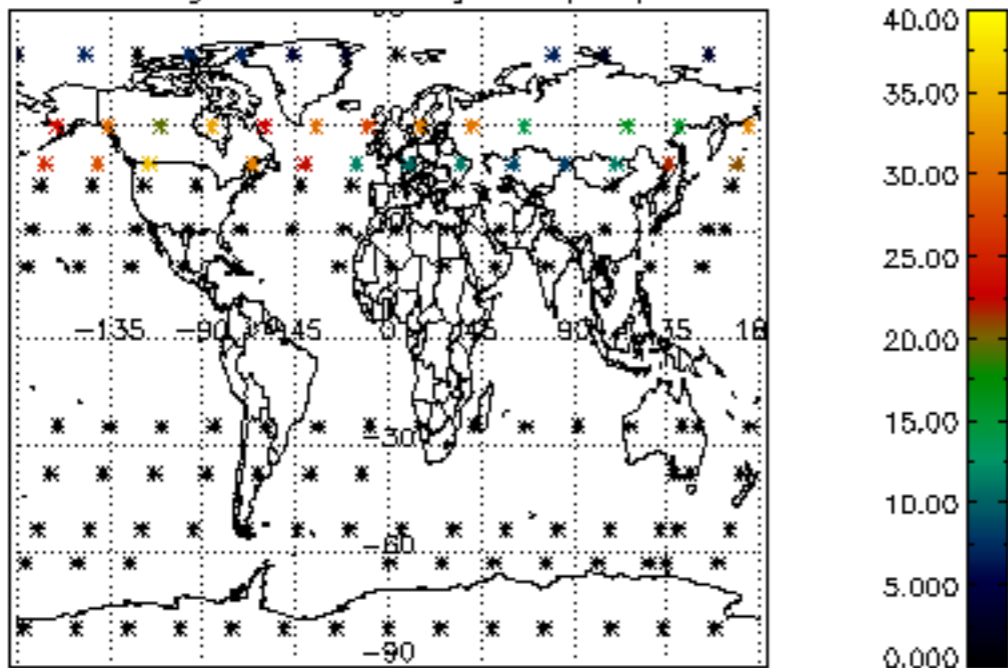
Percentage of star falling outside central band per profile



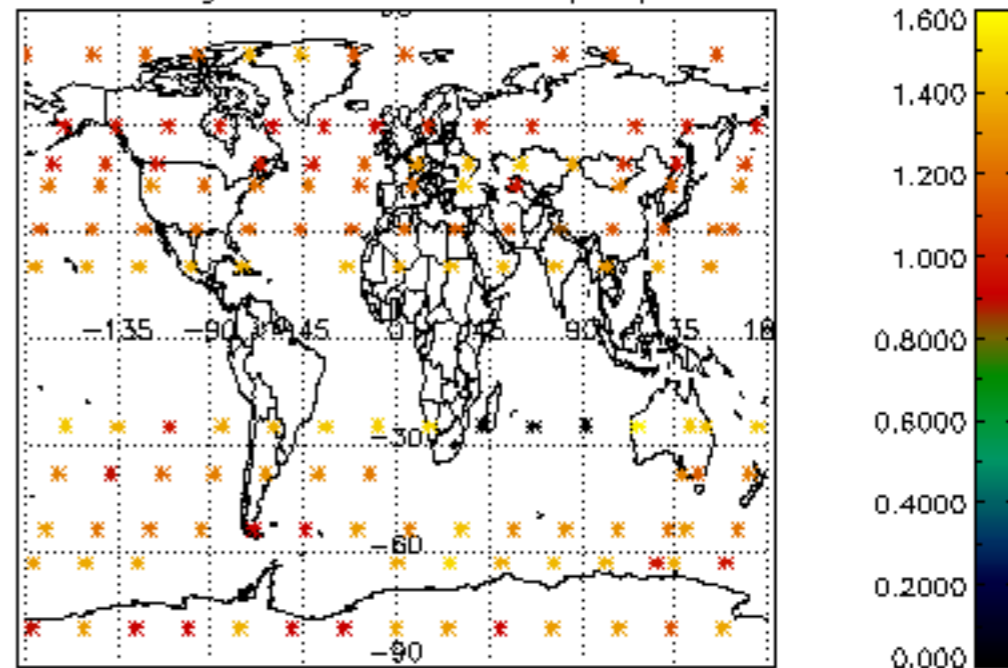
Percentage of saturation errors per profile



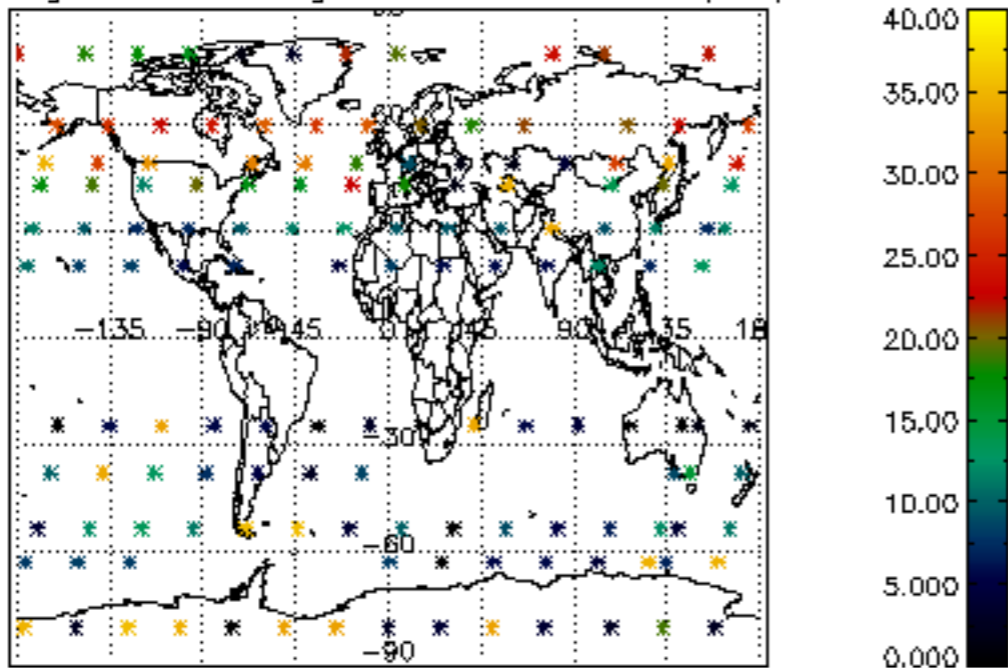
Percentage of cosmic ray hits per profile



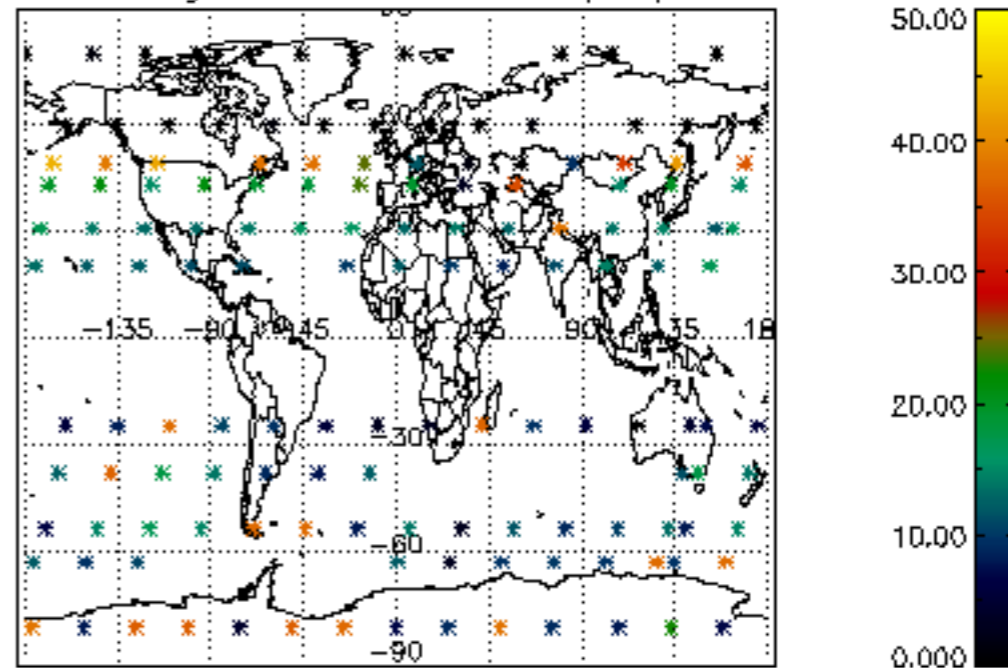
Percentage of datation errors per profile

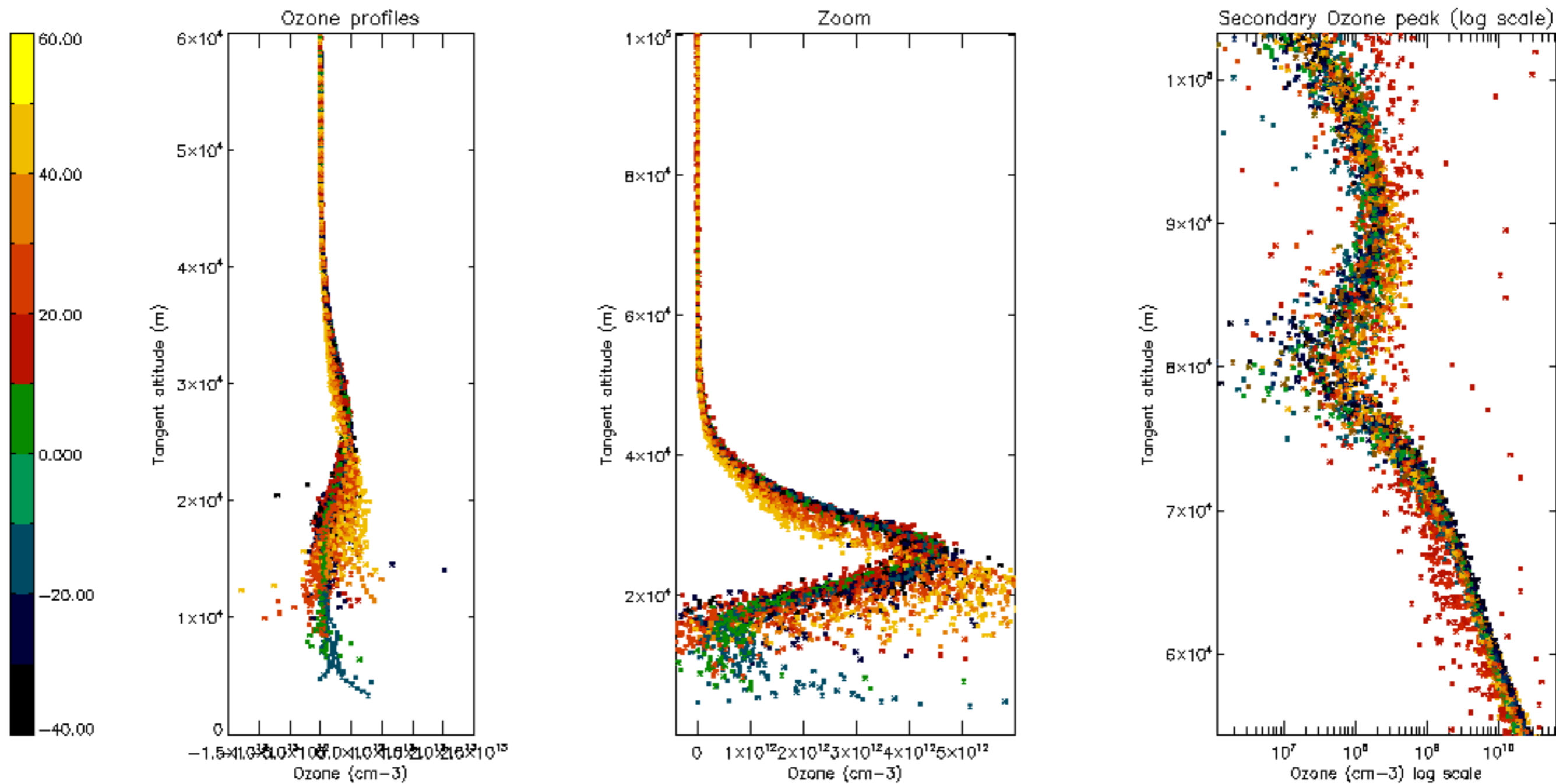


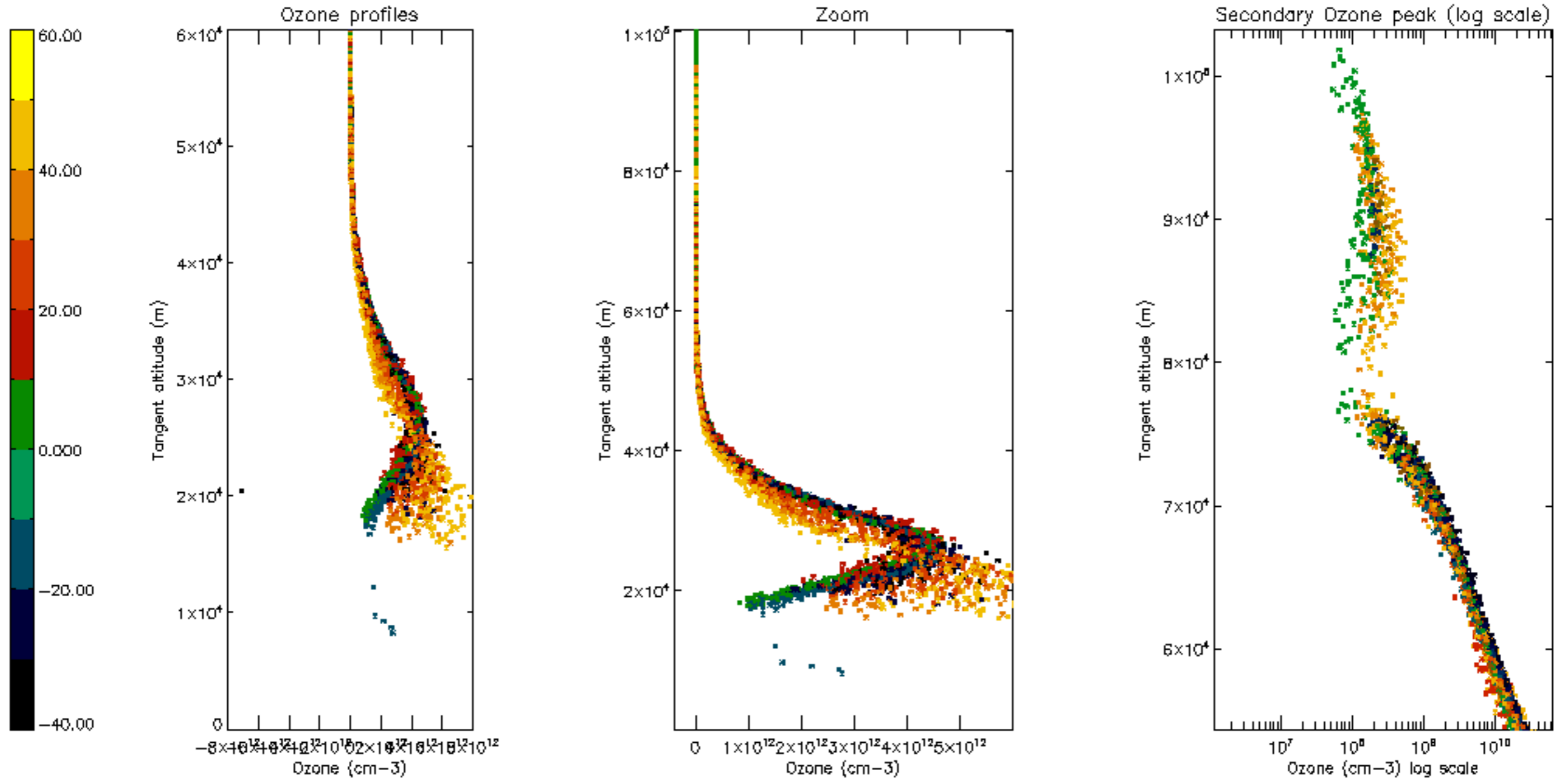
Percentage of star falling outside central band per profile

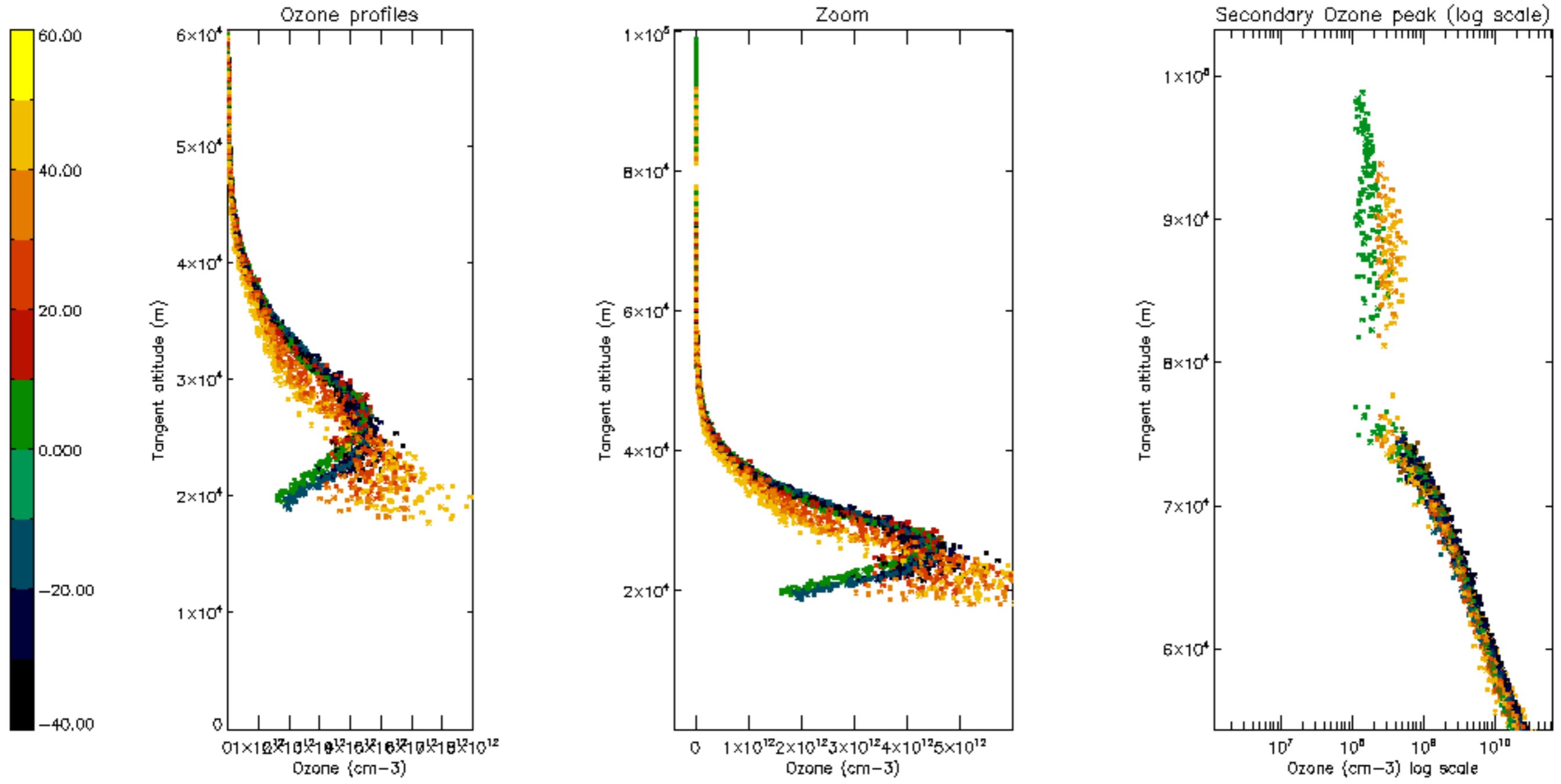


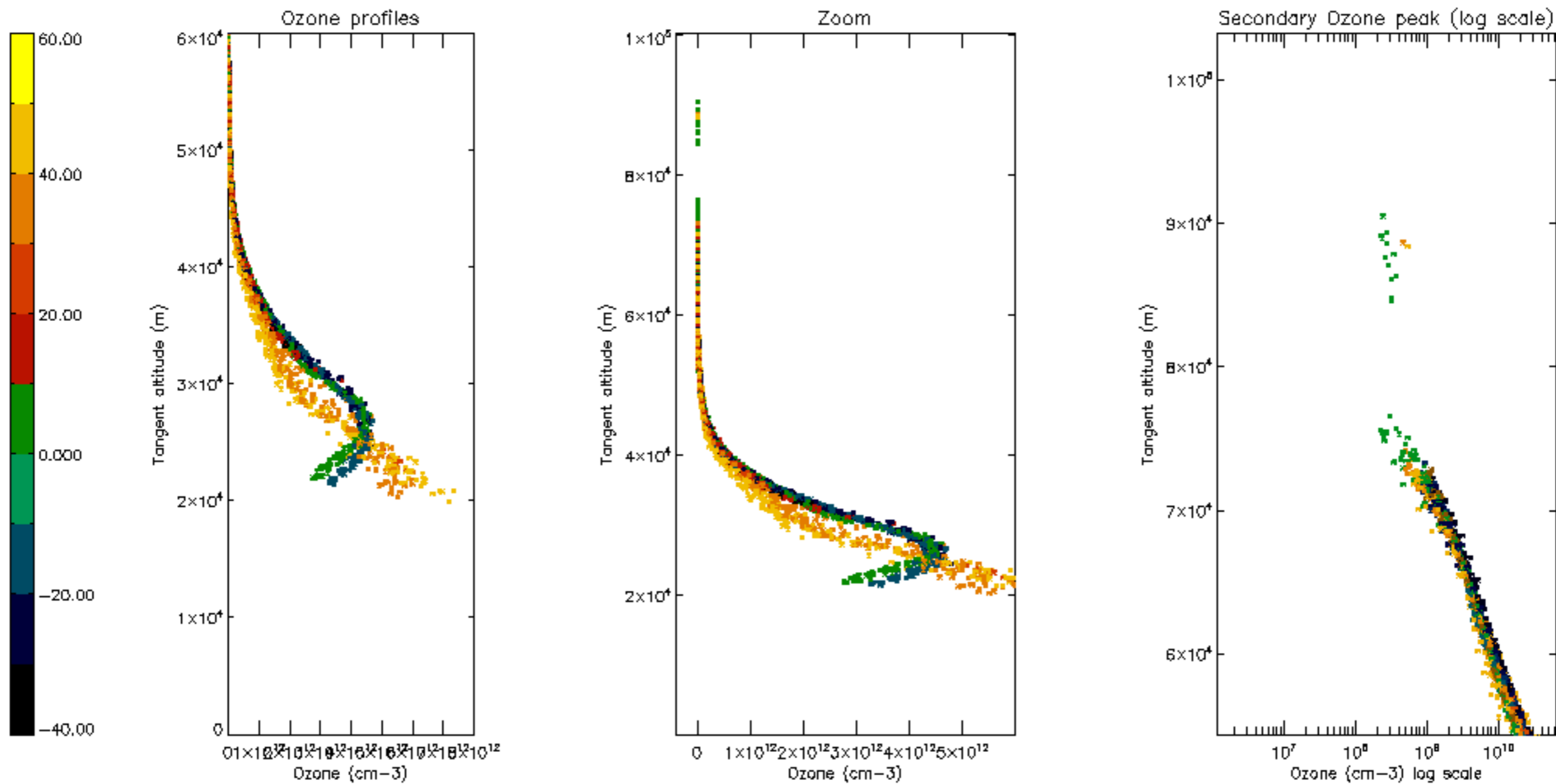
Percentage of saturation errors per profile

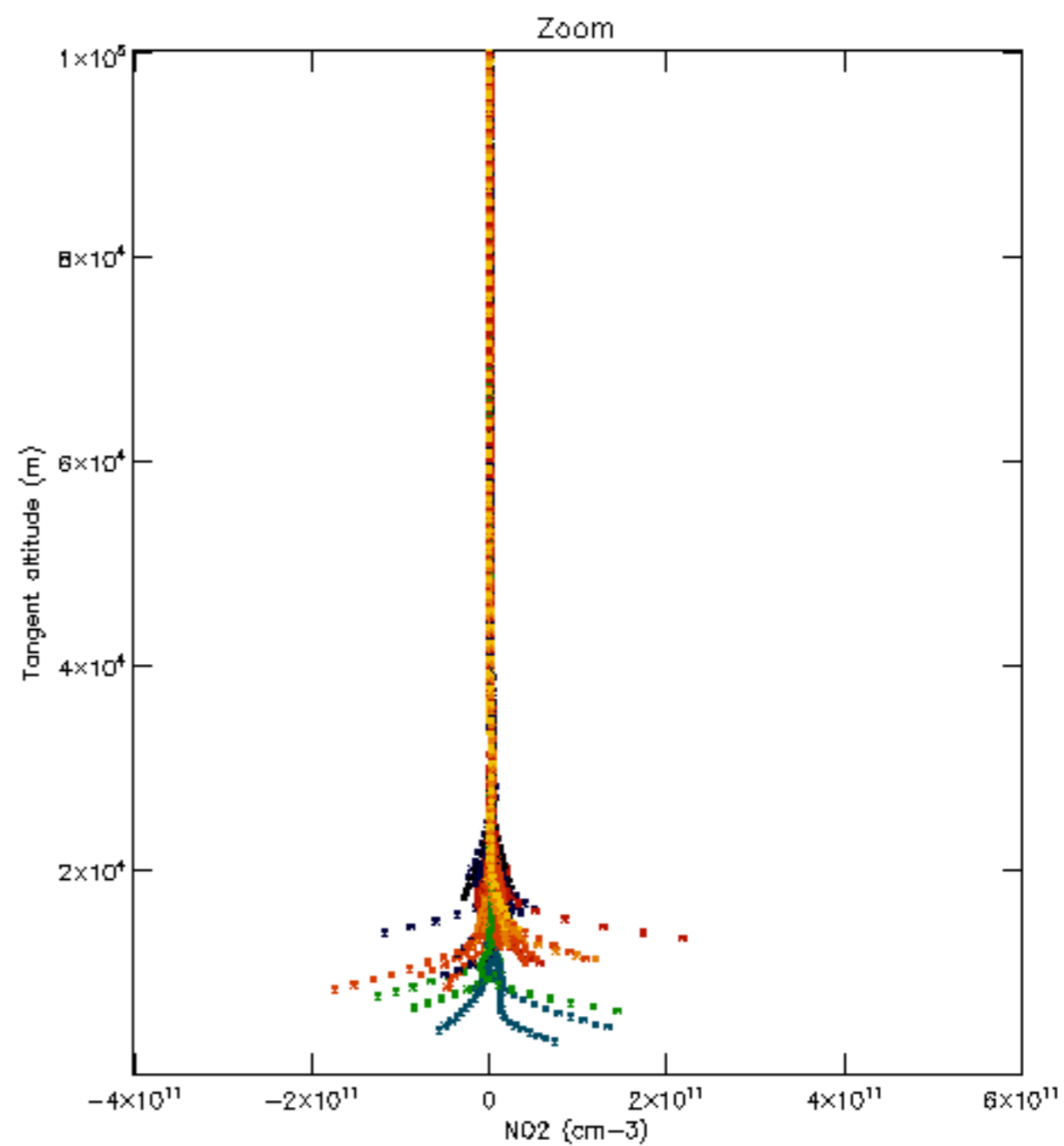
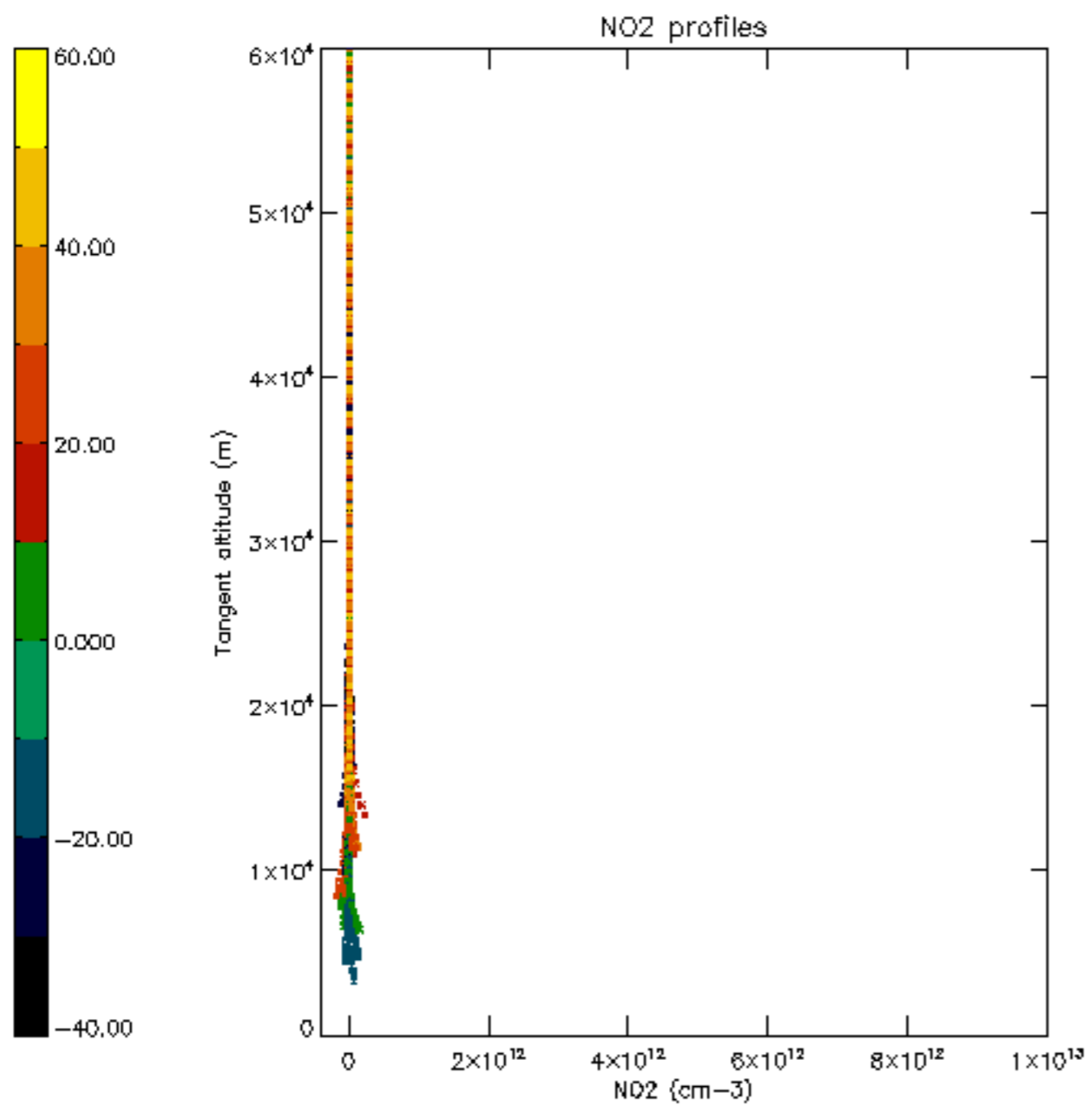


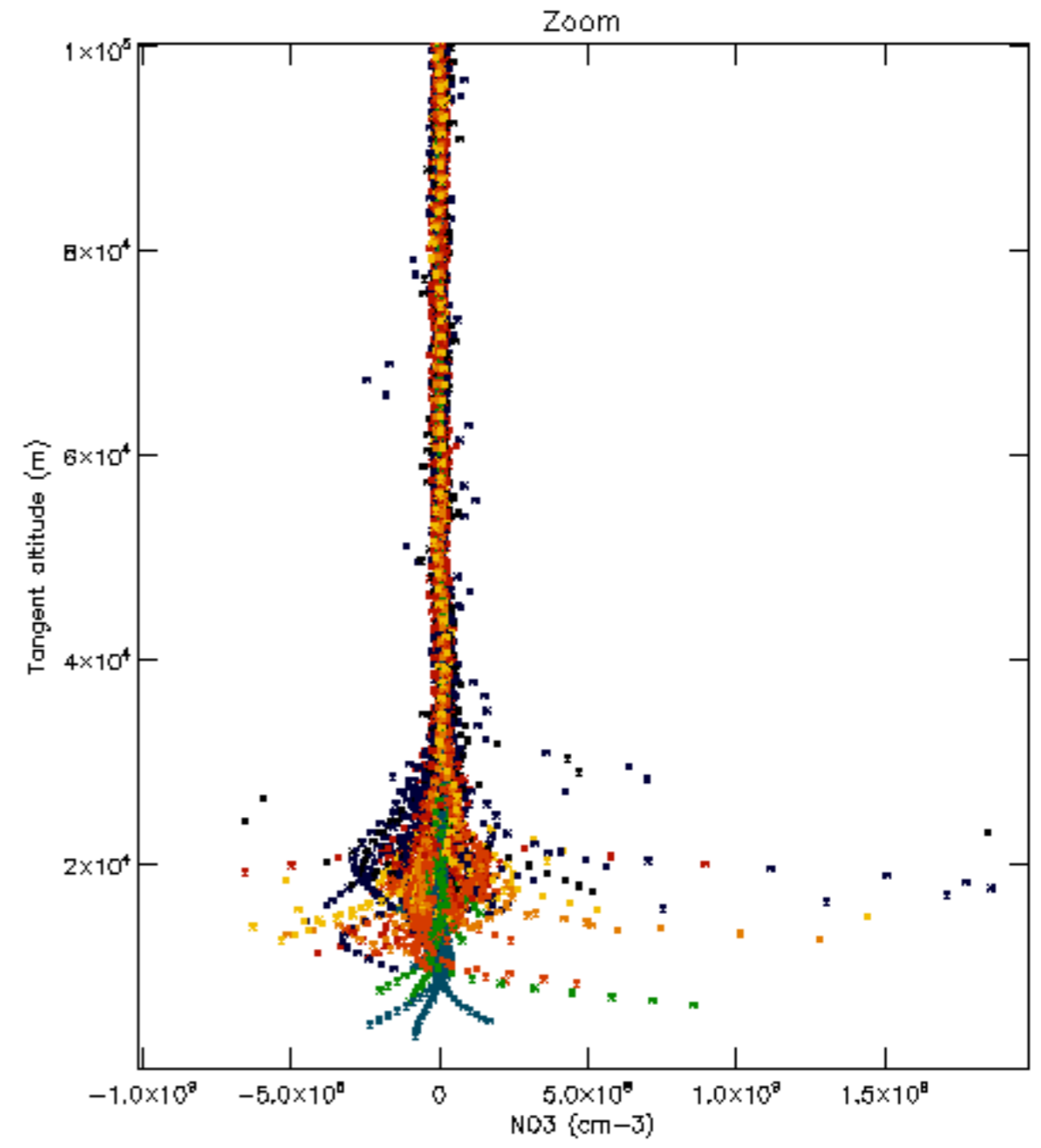
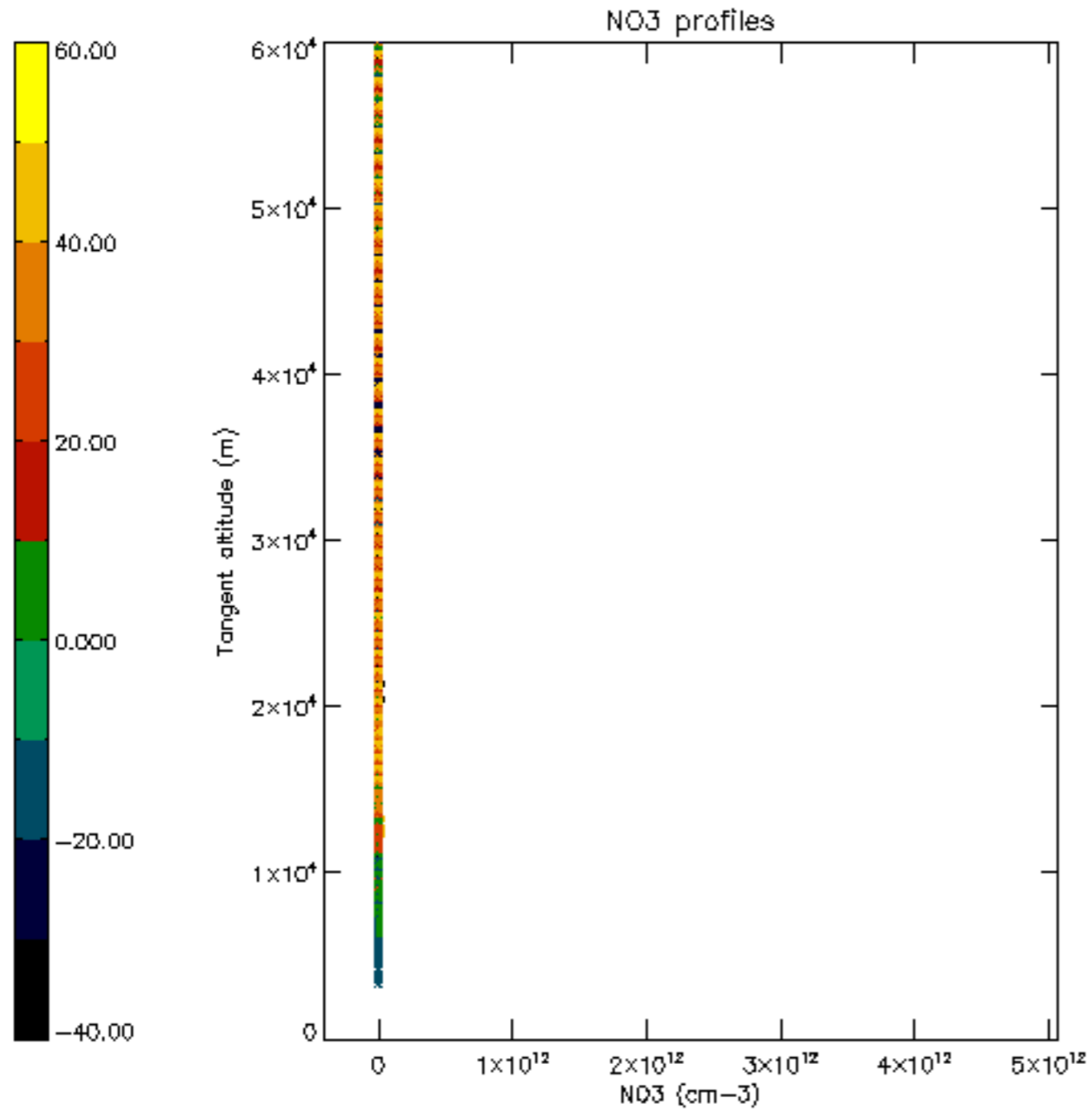


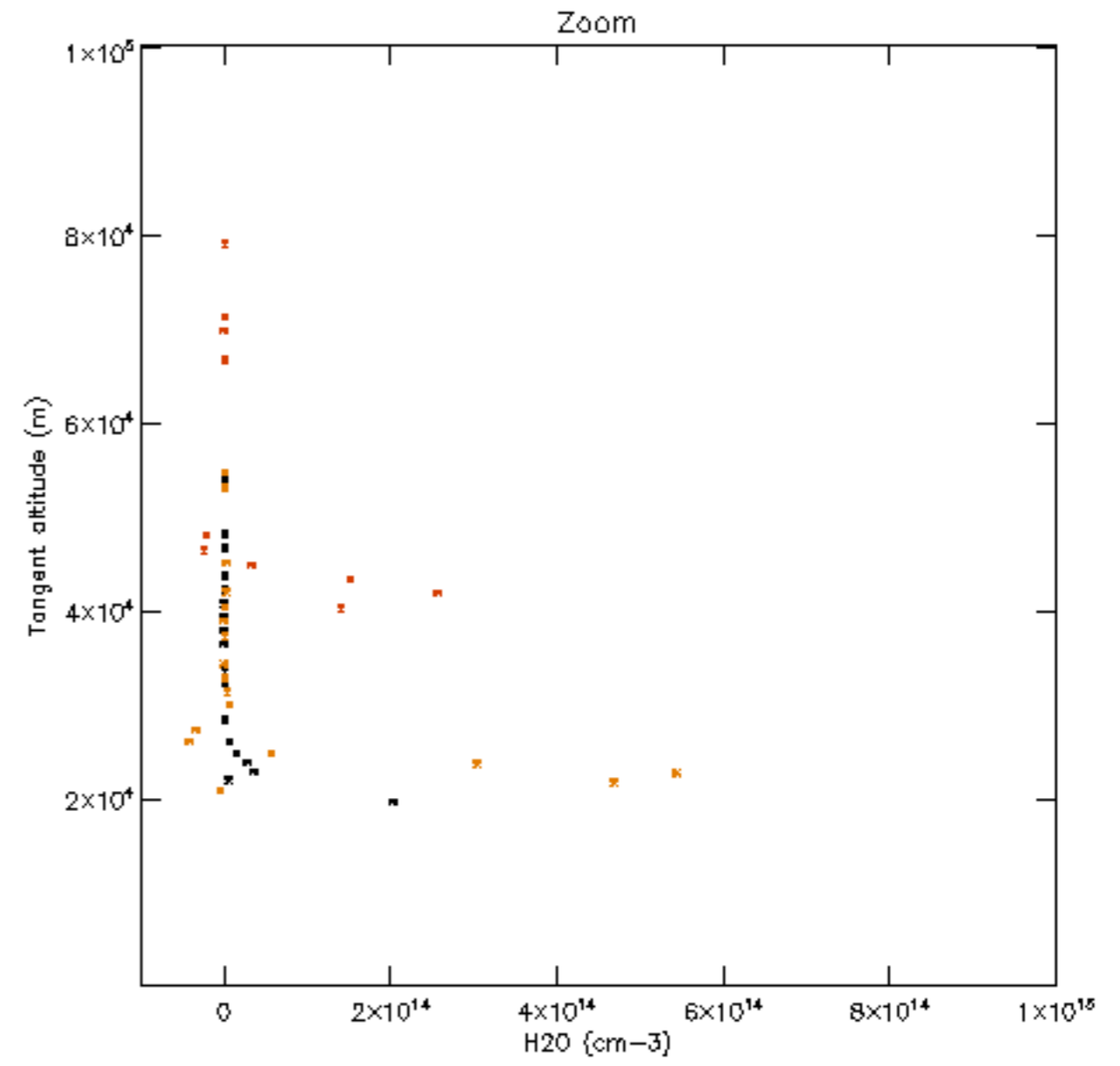
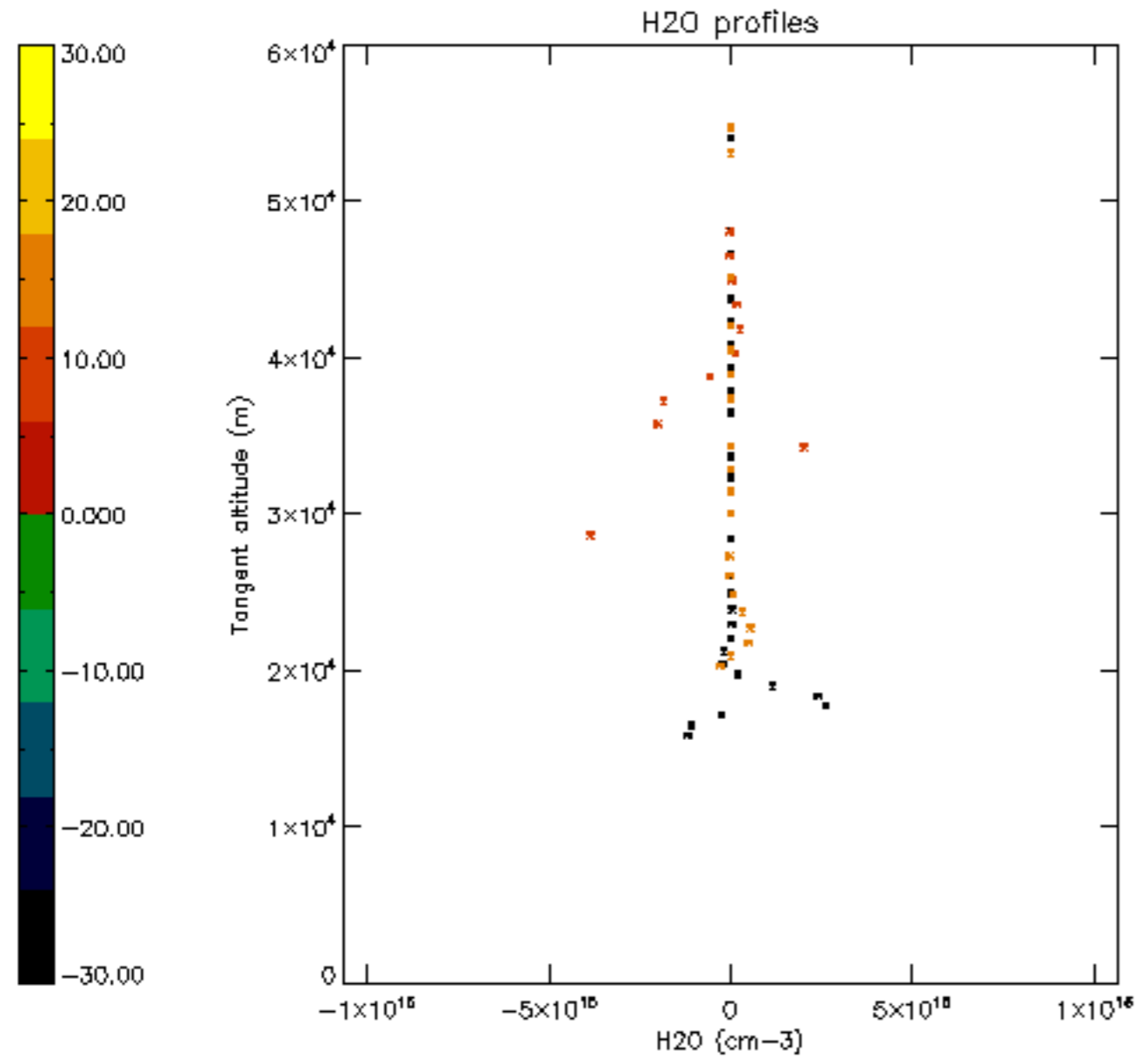


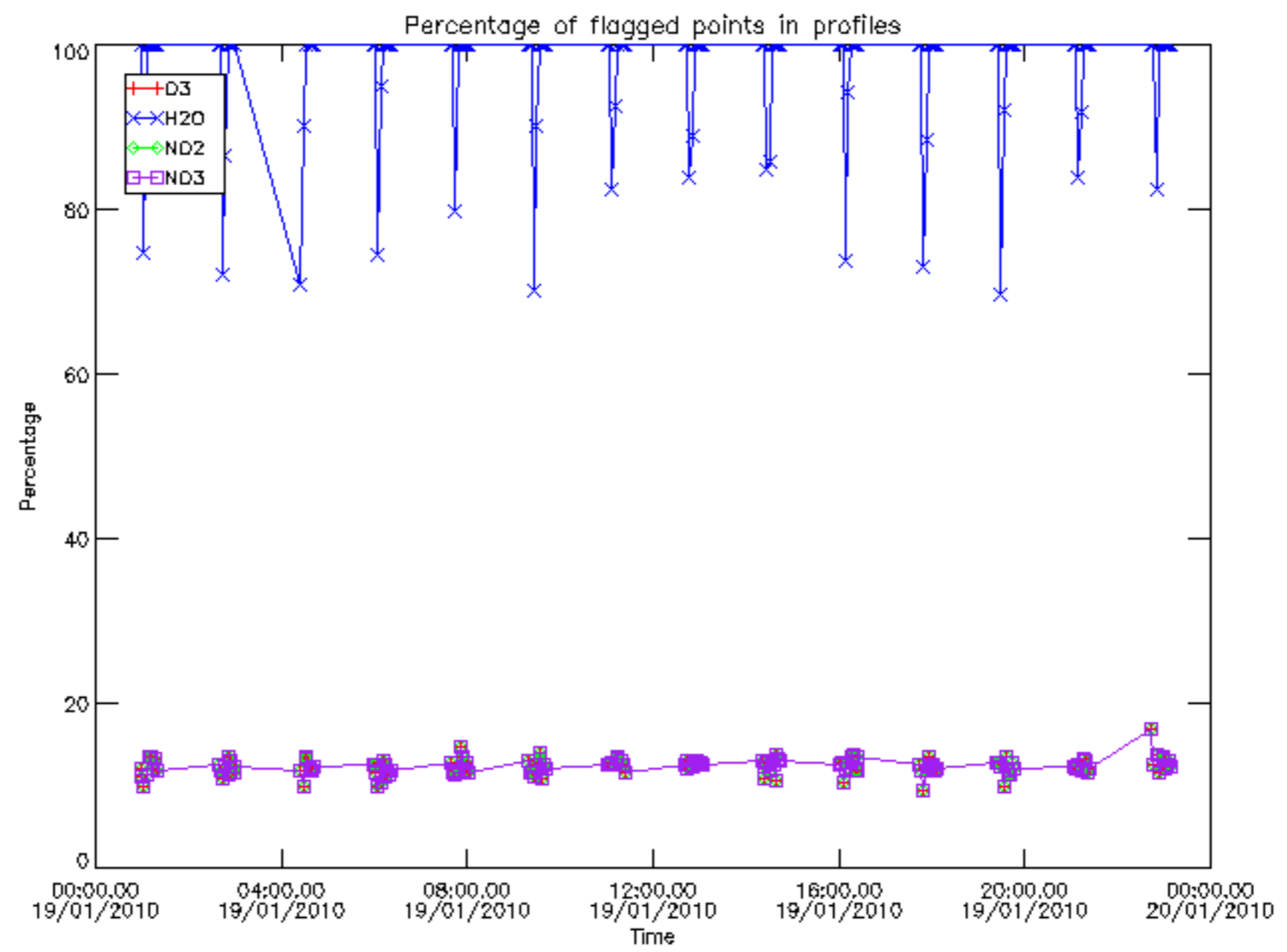




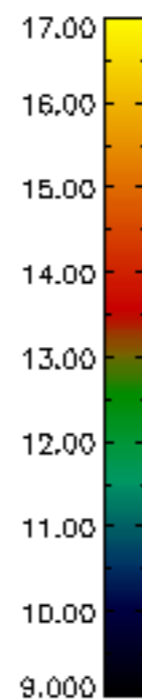
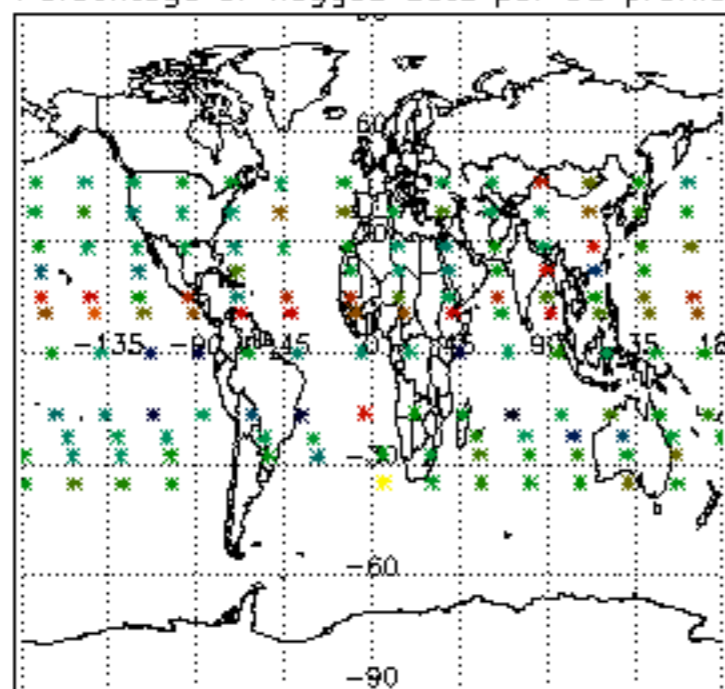




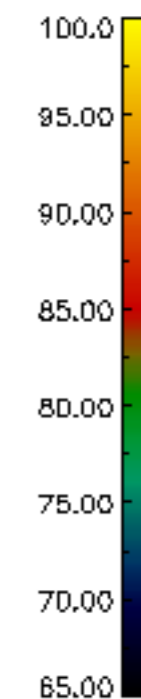
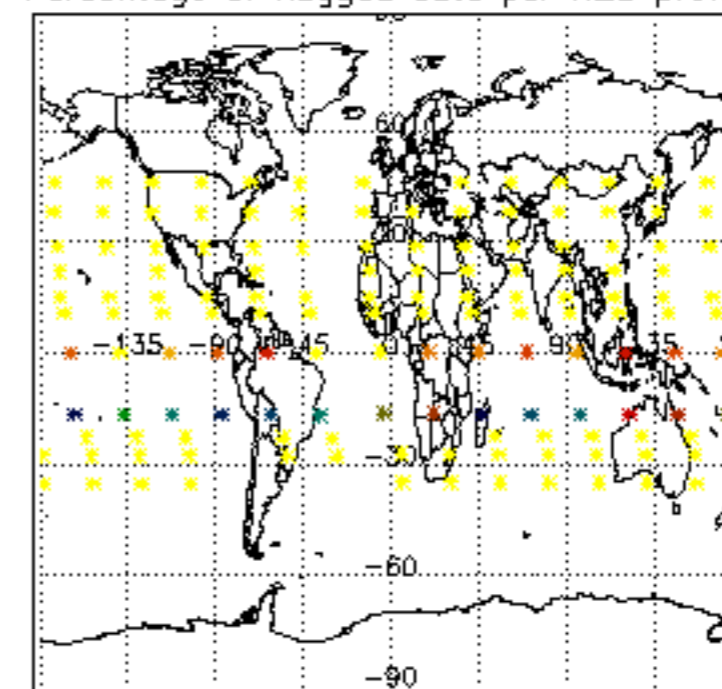




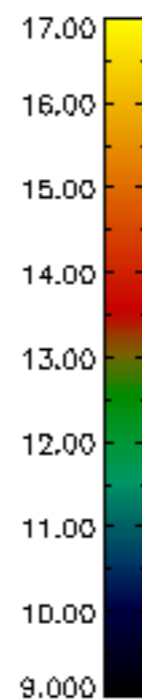
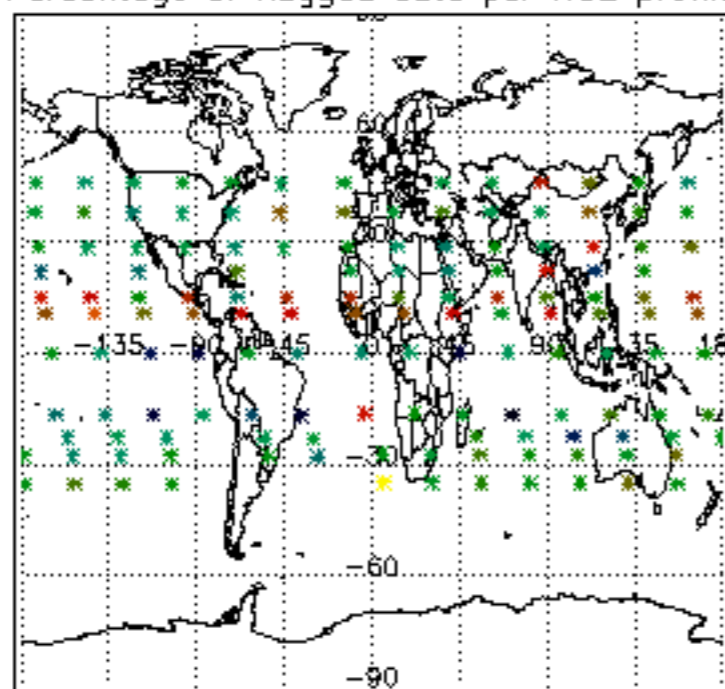
Percentage of flagged data per D3 profile



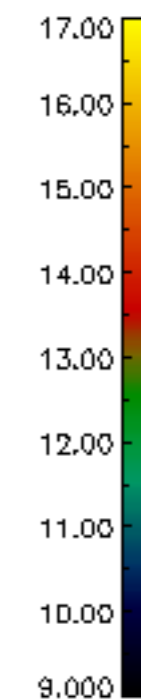
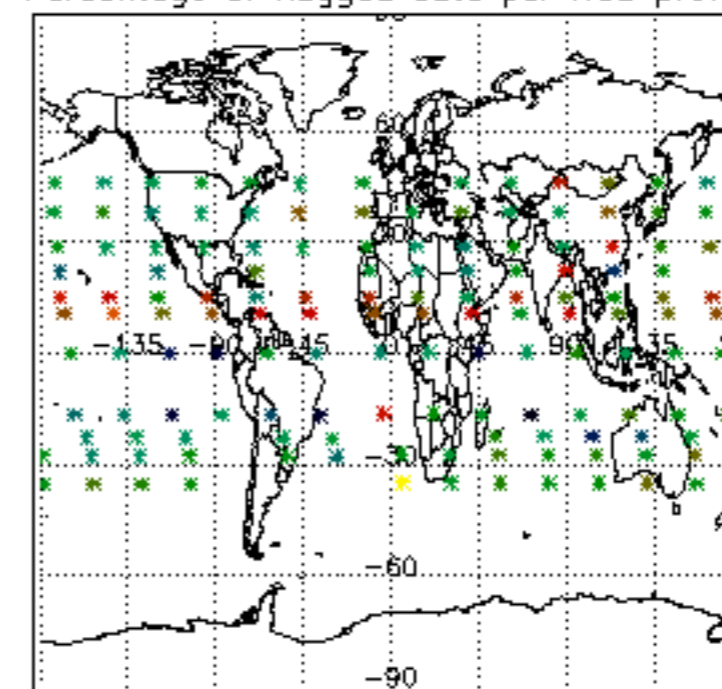
Percentage of flagged data per H2O profile

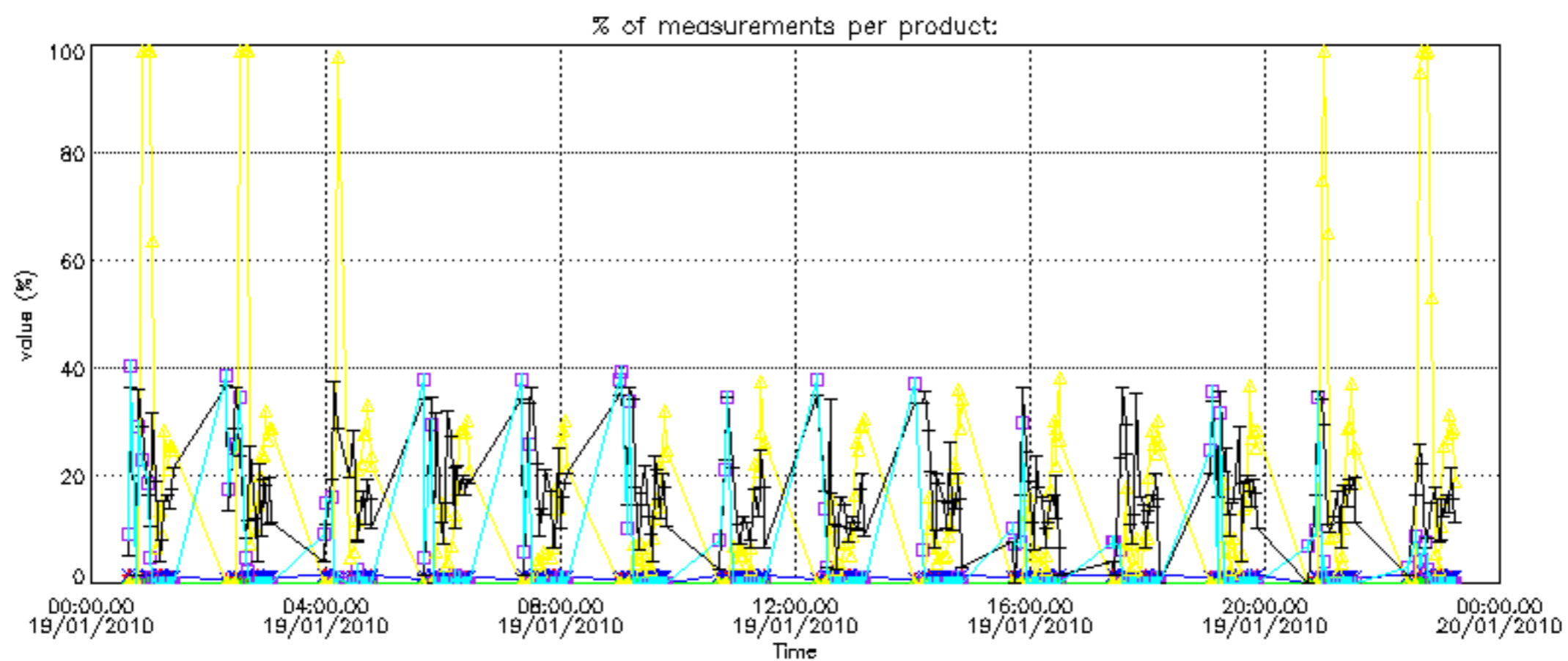


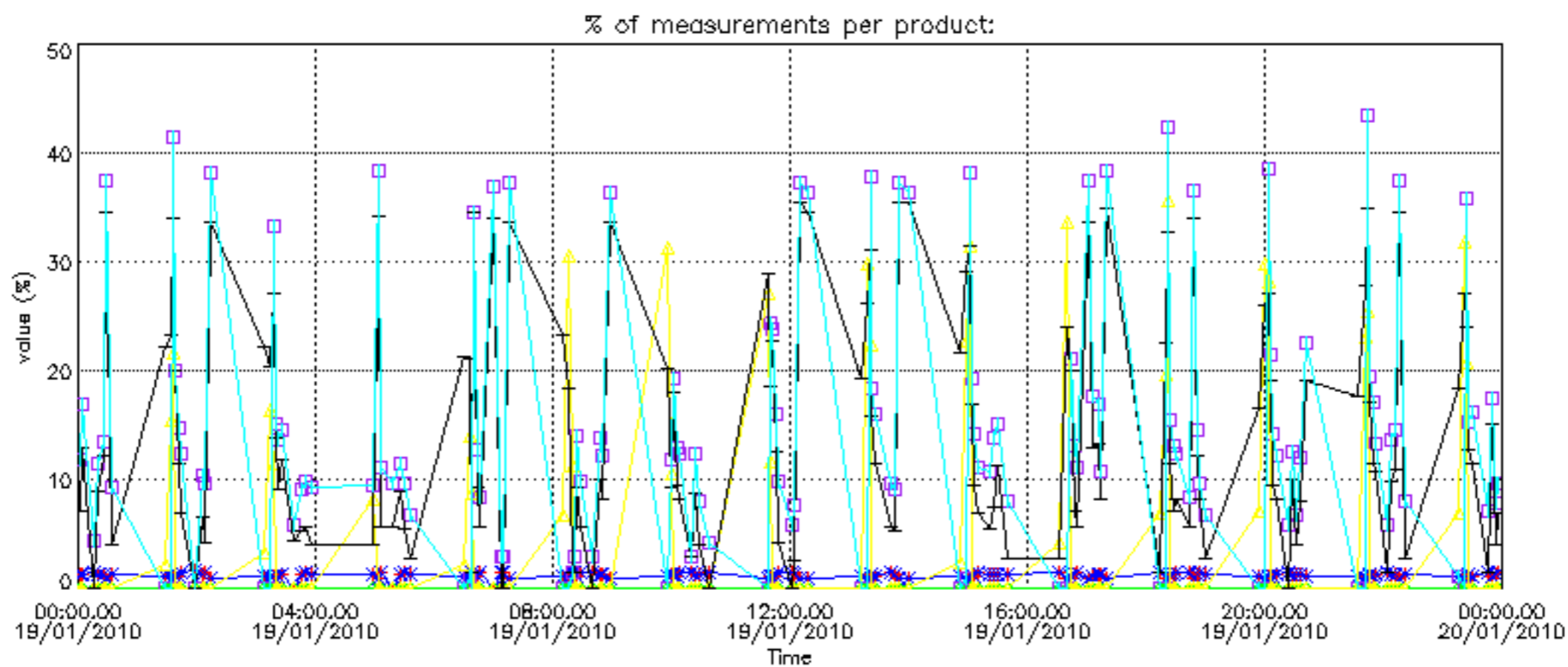
Percentage of flagged data per NO2 profile



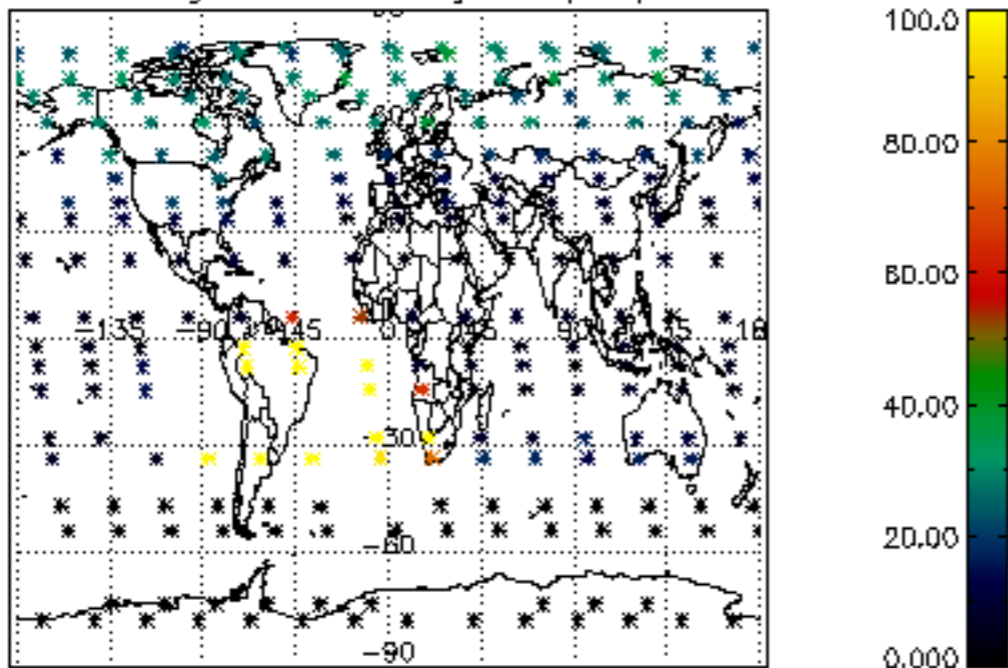
Percentage of flagged data per NO3 profile



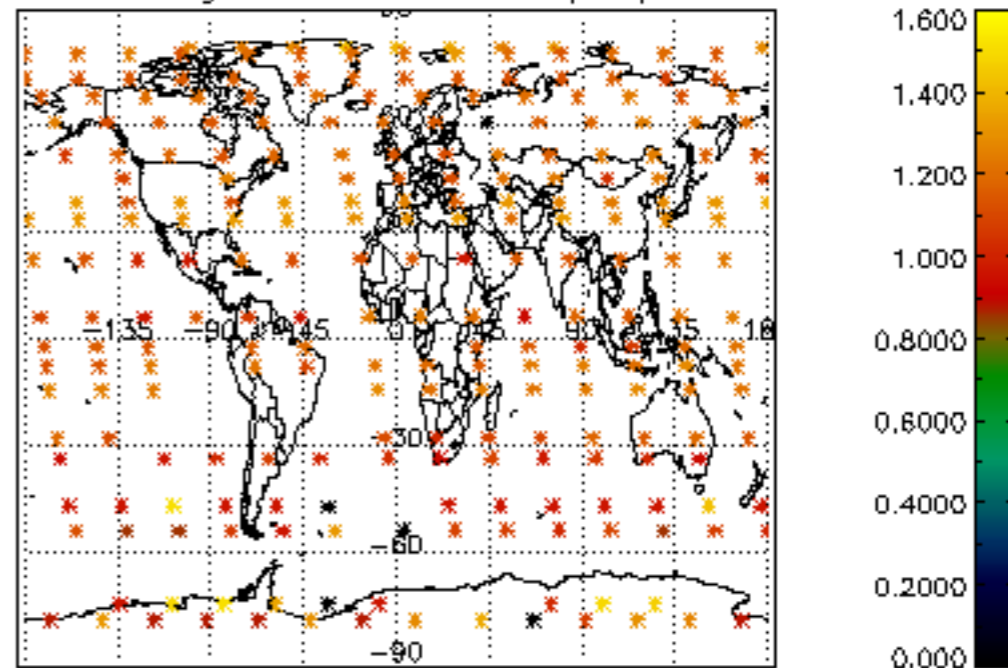




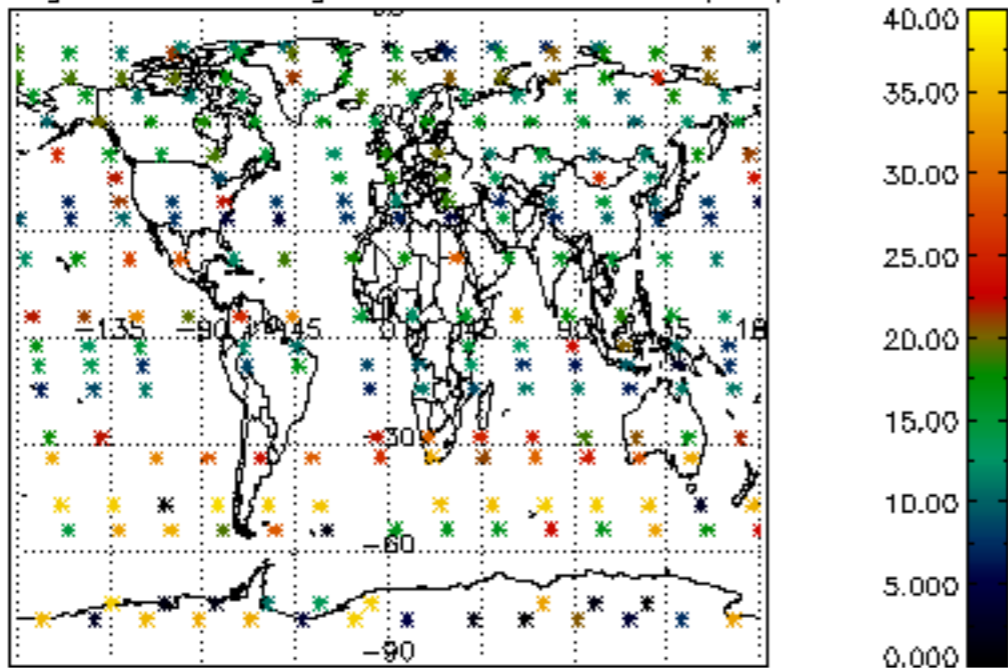
Percentage of cosmic ray hits per profile



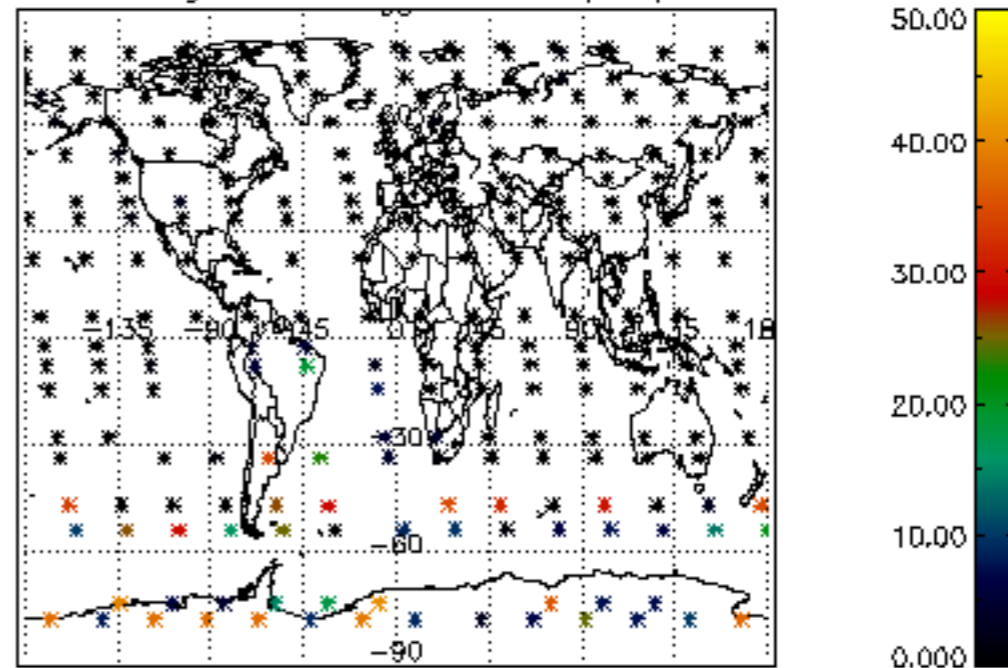
Percentage of datation errors per profile



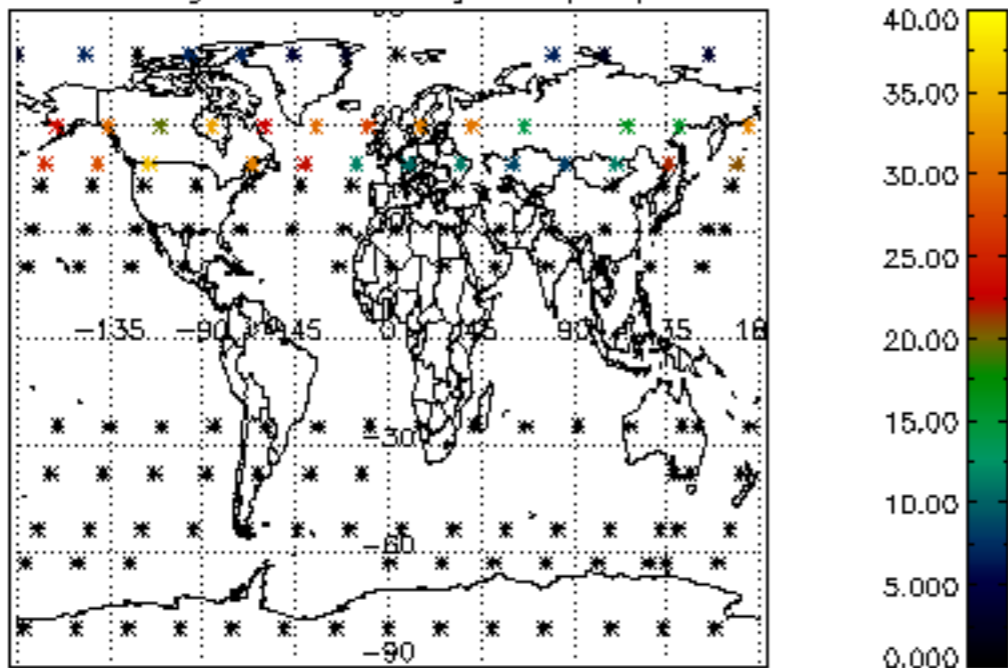
Percentage of star falling outside central band per profile



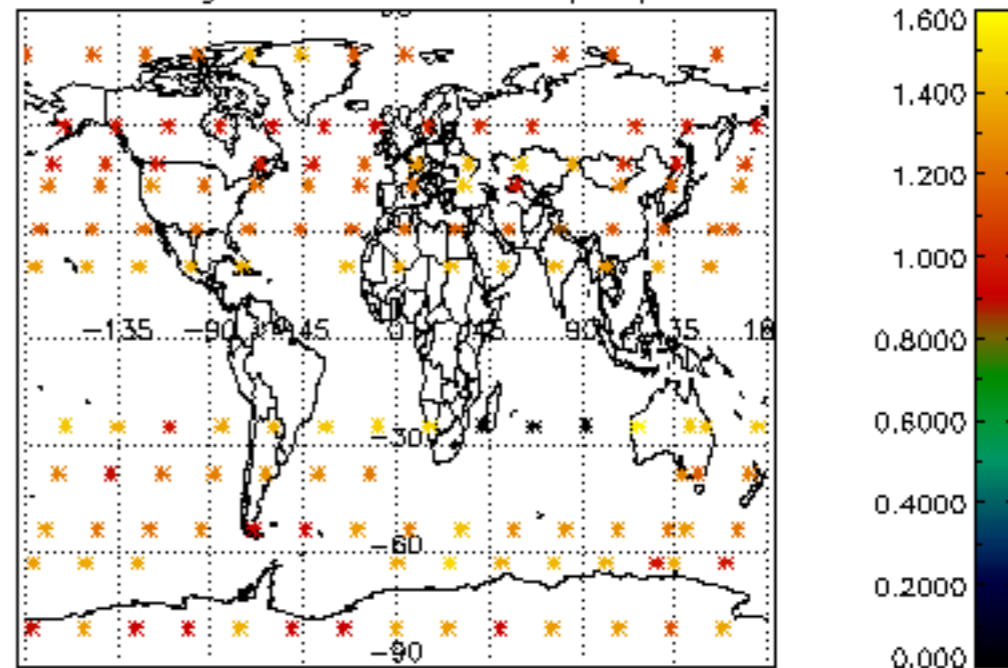
Percentage of saturation errors per profile



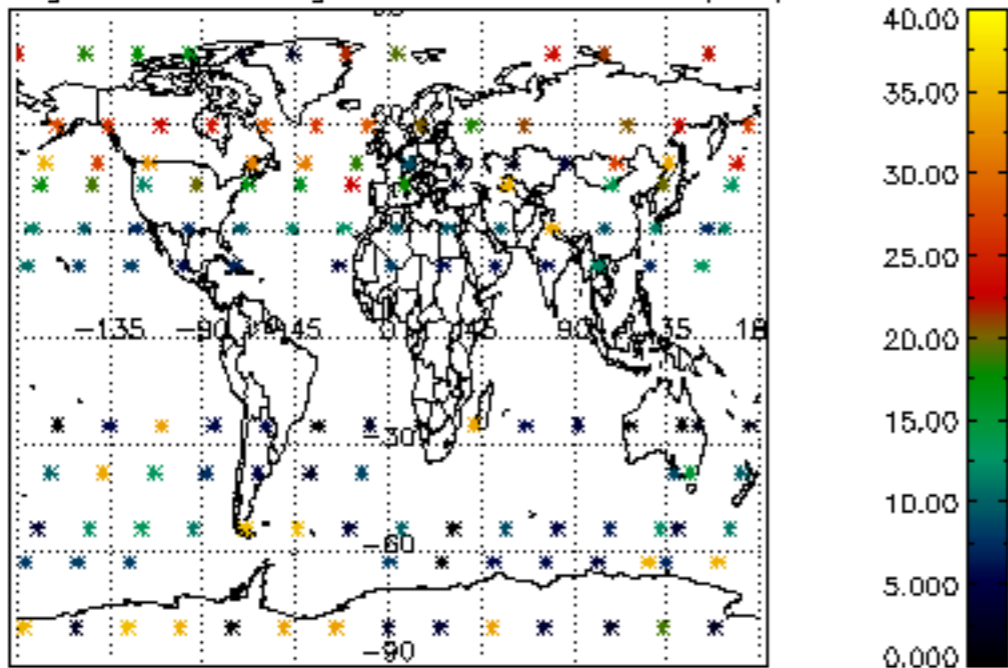
Percentage of cosmic ray hits per profile



Percentage of datation errors per profile



Percentage of star falling outside central band per profile



Percentage of saturation errors per profile

