

GOMOS Level 2 Daily Report

SUMMARY

[1. General Info](#)

[2. Summary of processed GOM_NL_2P products](#)

[3. Level 2 Quality information per product](#)

[3.1 Plot of level 2 quality information per product \(time dependant\)](#)

[3.2 Plot of level 2 quality information per product \(world map\)](#)

[4. Level 1 Quality information per product \(stored on level 2 products\)](#)

[4.1 Plot of level 1 quality information per product \(time dependant\)](#)

[4.1.1 Plot of level 1 quality information per product \(time dependant\): ASCENDING](#)

[4.1.2 Plot of level 1 quality information per product \(time dependant\): DESCENDING](#)

[4.2 Plot of level 1 quality information per product \(world map\)](#)

[4.2.1 Plot of level 1 quality information per product \(world map\): ASCENDING](#)

[4.2.2 Plot of level 1 quality information per product \(world map\): DESCENDING](#)

[5. Ozone profiles based on quality statistics and other trace gas profiles](#)

[5.1 Ozone statistics based on quality of products](#)

[5.2 Plot ozone profiles for all STD \(dark without errors\)](#)

[5.3 Plot ozone profiles where STD < 20% \(dark without errors\)](#)

[5.4. Plot ozone profiles where STD < 10% \(dark without errors\)](#)

[5.5. Plot ozone profiles where STD < 5% \(dark without errors\)](#)

[5.6 Plot NO2 profiles for all STD \(dark without errors\)](#)

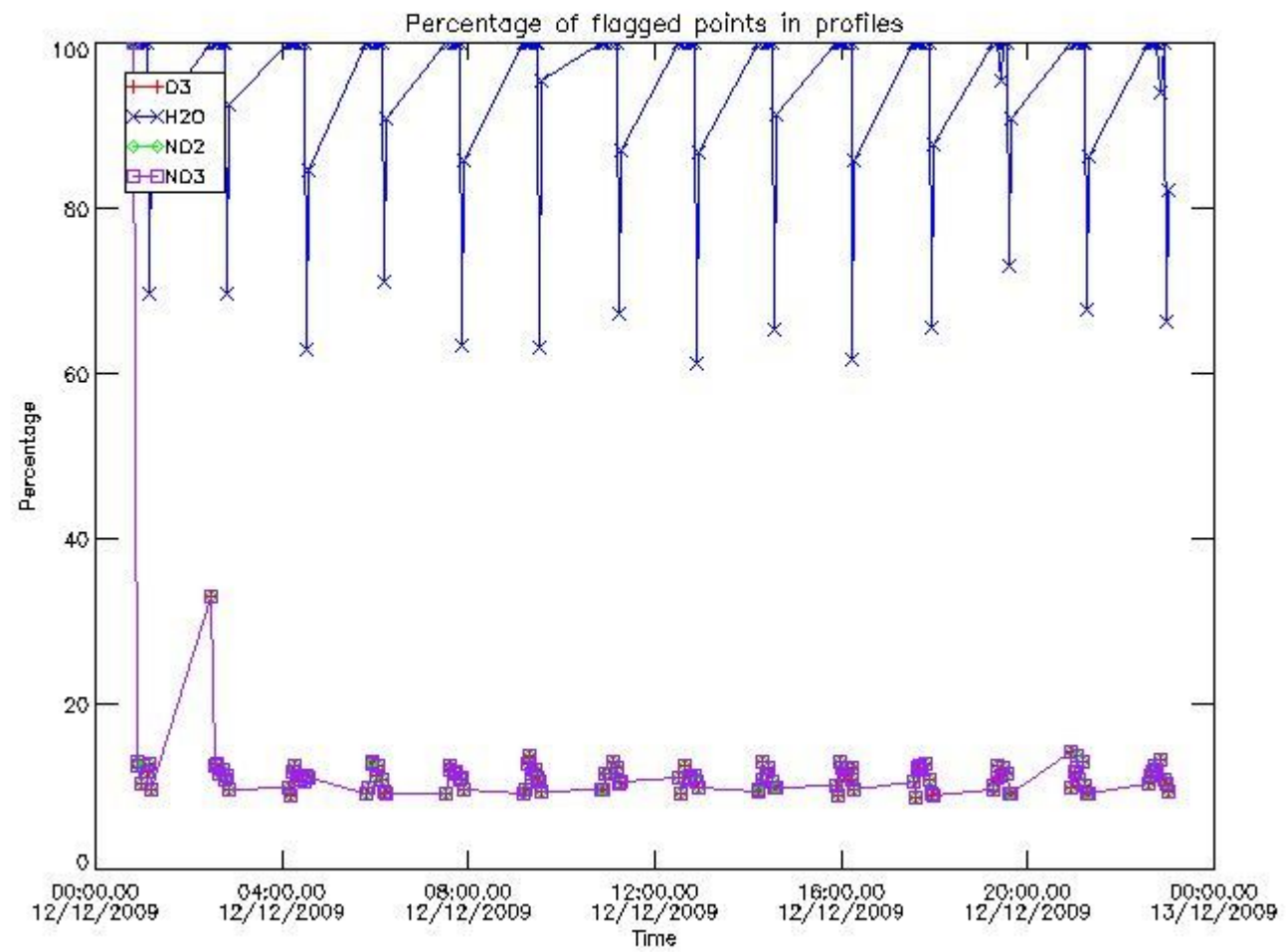
[5.7 Plot NO3 profiles for all STD \(dark without errors\)](#)

[5.8 Plot H2O profiles \(only for occultations of stars 1,2,3,4,13,14,16,26,63 dark without errors\) for all STD](#)

[6. Auxiliary Data Files used for the production reported in section 2](#)

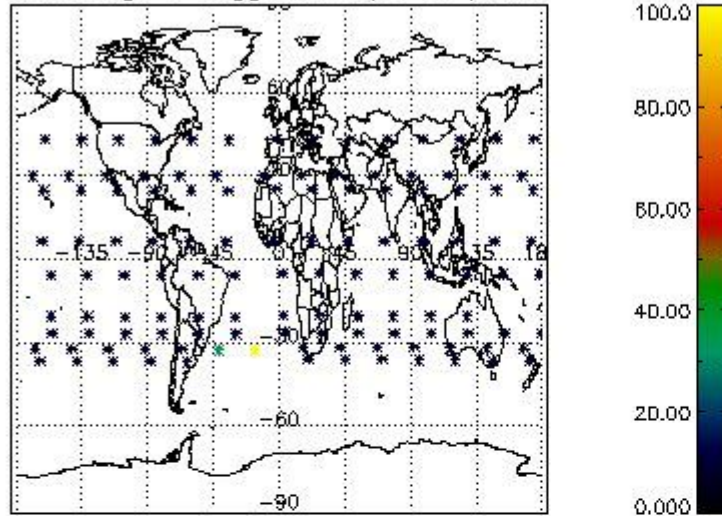
In this section it is plotted some information contained in the Quality Summary data set of the level 2 products. Only products in dark limb conditions and without errors (error flag in the MPH set to "0") are used.

3.1 Plot quality information per product (time dependant)

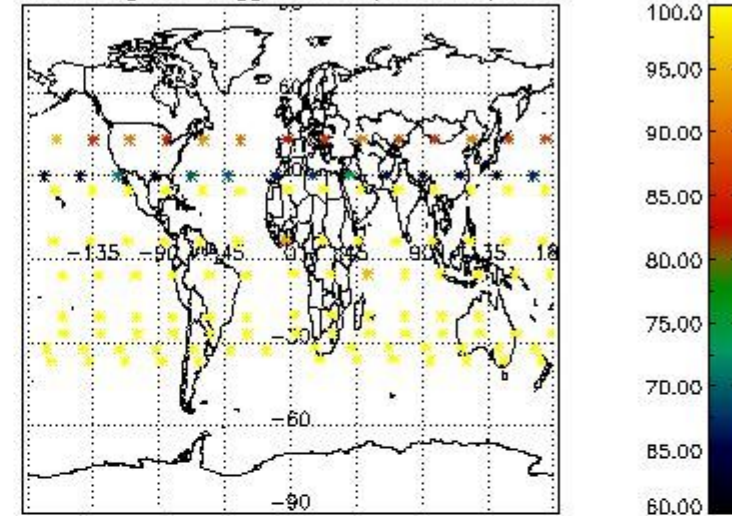


3.2 Plot quality information per product (world map)

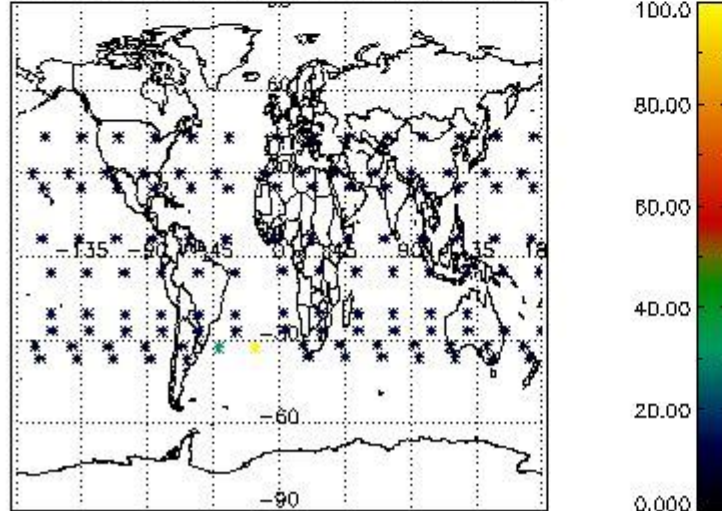
Percentage of flagged data per O3 profile



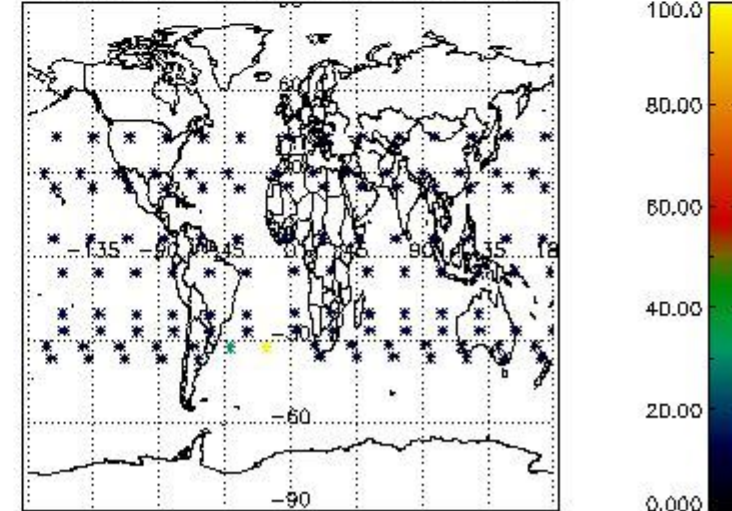
Percentage of flagged data per H2O profile



Percentage of flagged data per NO2 profile



Percentage of flagged data per NO3 profile

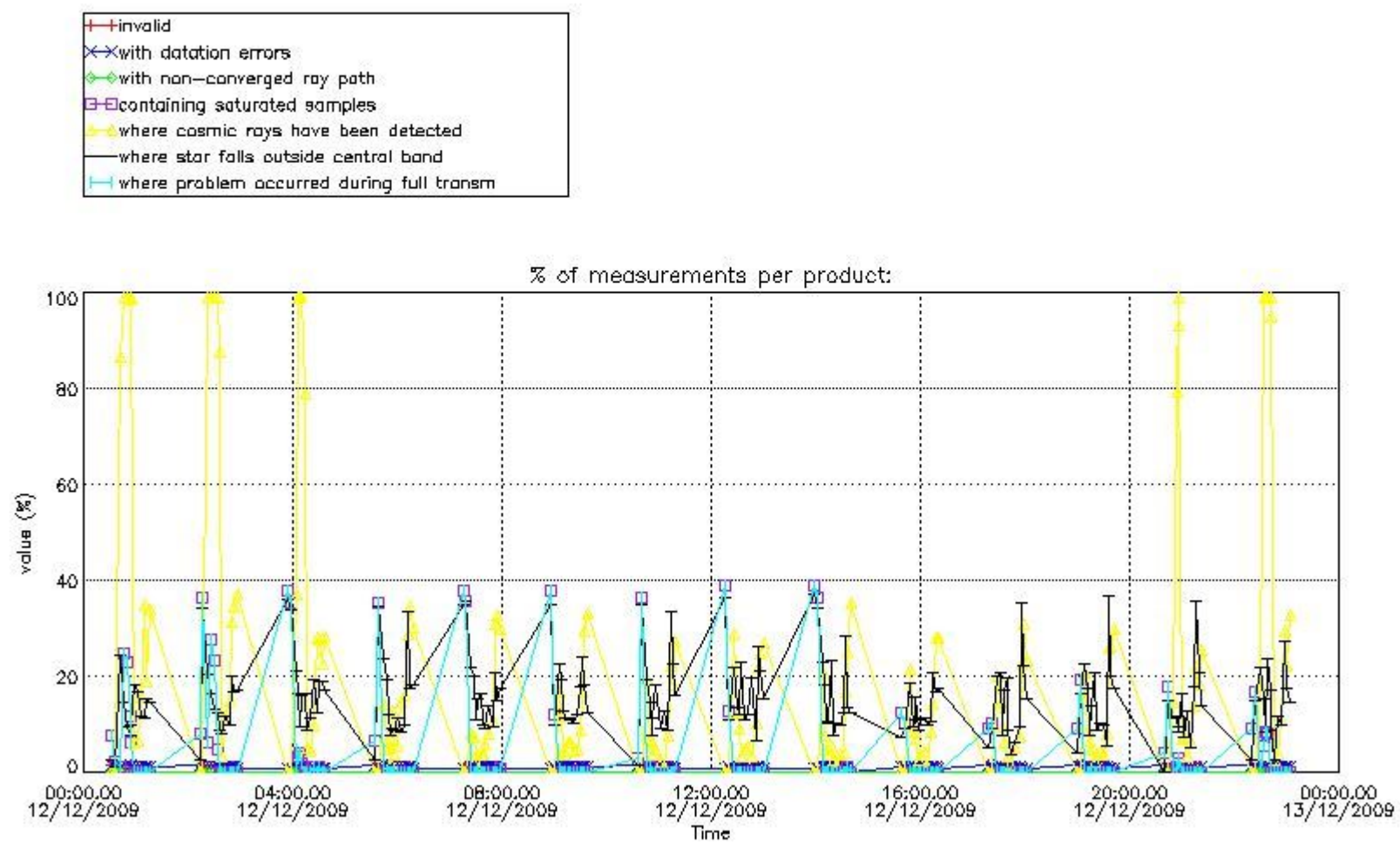


4. Level 1 quality information per product

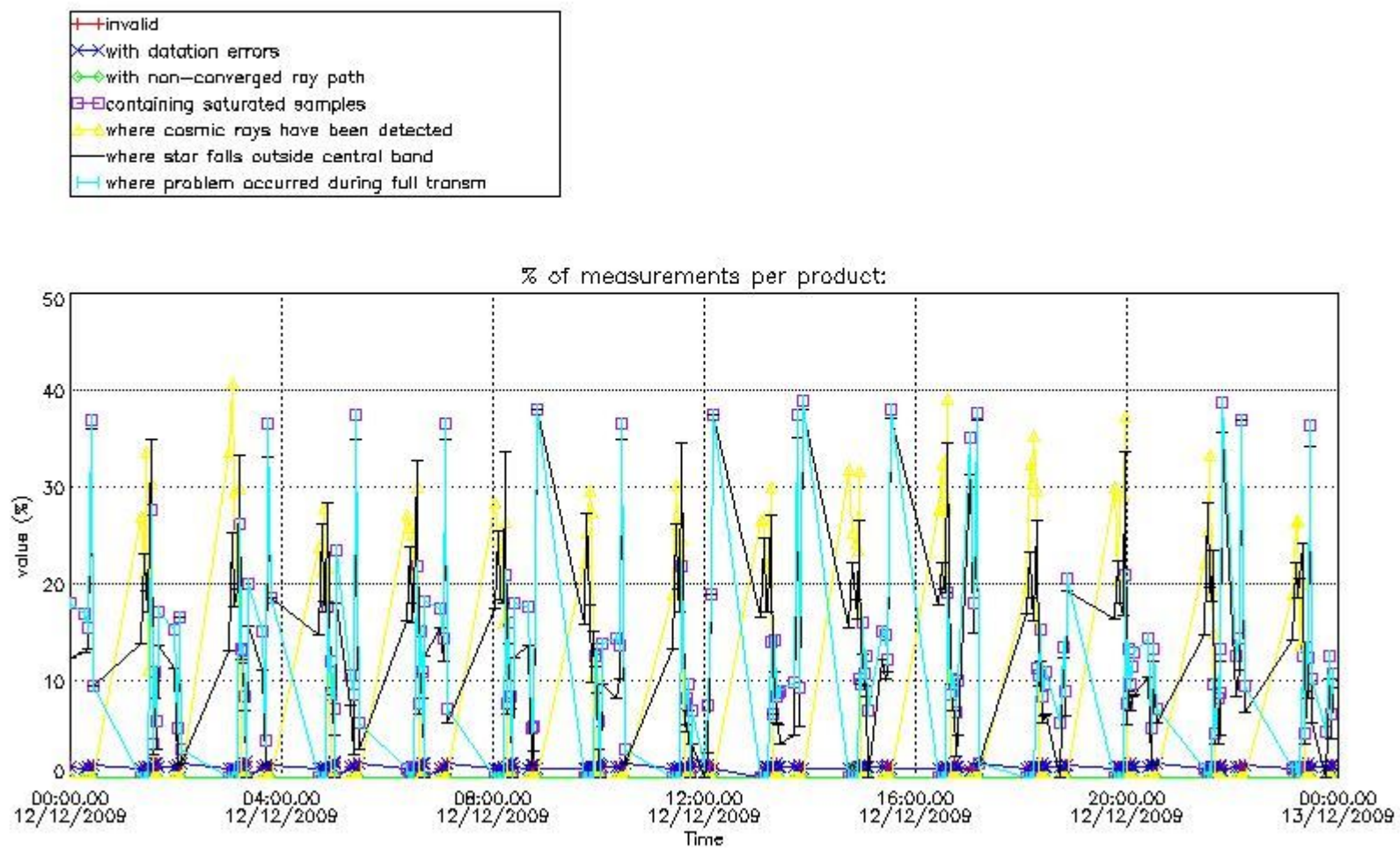
In this section it is plotted some information contained in the Quality Summary data set of the level 2 products that comes from the level 1b processing. Products without errors (error flag in the MPH set to "0") are used.

4.1 Plot quality information per product (time dependant) coming from level 1b processing

4.1.1 Plot level 1 quality information per product (time dependant): ENVISAT ASCENDING passes



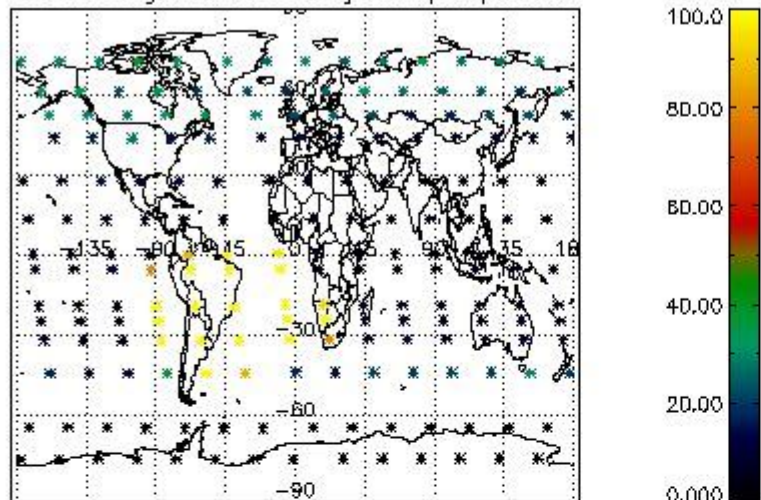
4.1.2 Plot level 1 quality information per product (time dependant): ENVISAT DESCENDING passes



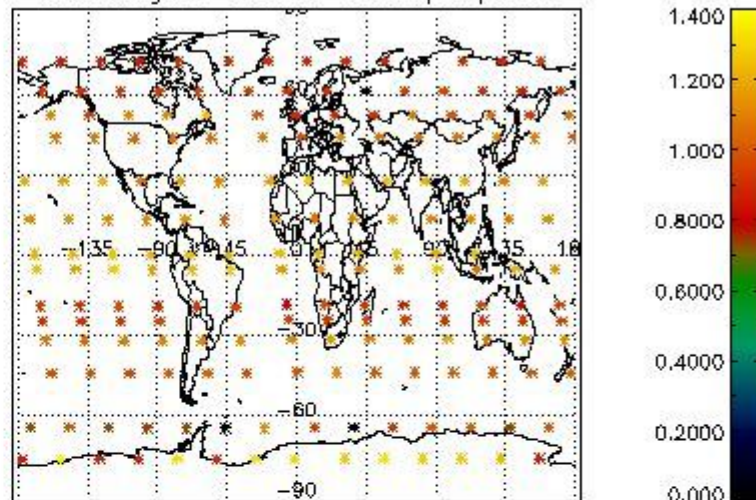
4.2 Plot quality information per product coming from level 1b processing (world map)

4.2.1 Plot level 1 quality information per product (world map): ENVISAT ASCENDING passes

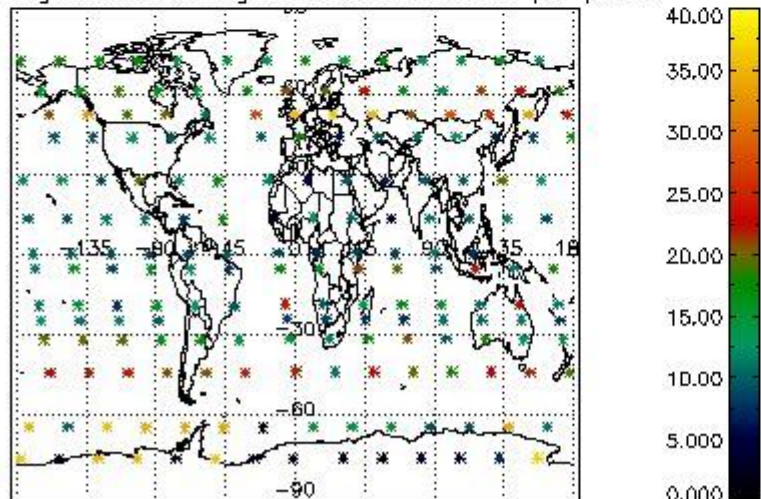
Percentage of cosmic ray hits per profile



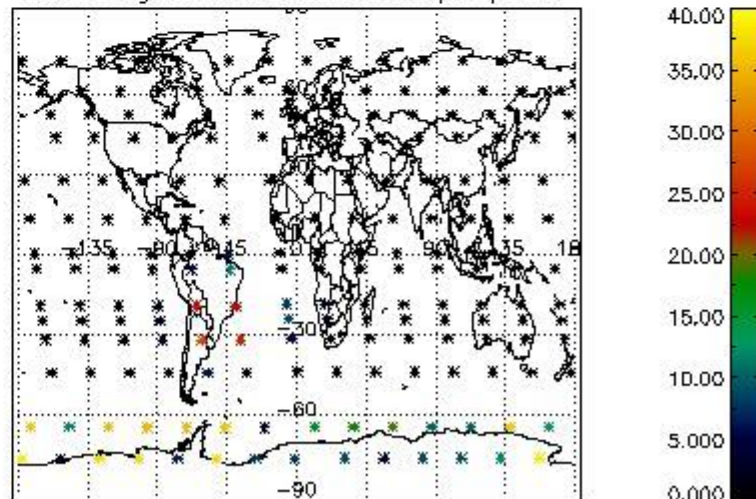
Percentage of datation errors per profile



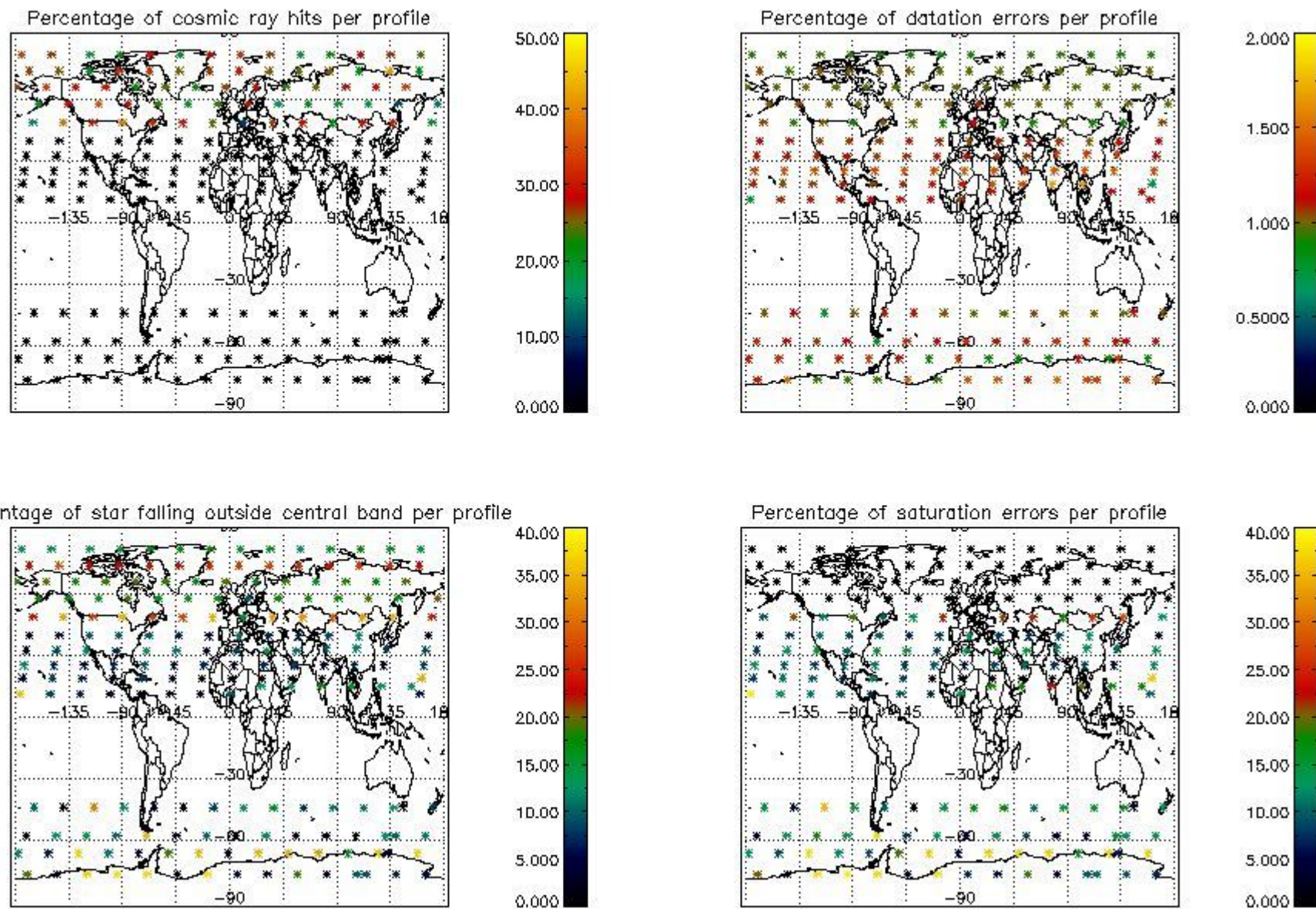
Percentage of star falling outside central band per profile



Percentage of saturation errors per profile



4.2.2 Plot level 1 quality information per product (world map): ENVISAT DESCENDING passes



5. Trace gas profiles

5.1 Ozone statistics based on quality of products

The final quality of the products can be "measured" using the STD (Standard Deviation) attached to every point profile. This information is written to the parameter GOM_NL__2P/NL_LOCAL_SPECIES_DENSITY/o3_std of the level 2 products. The table below shows the statistics for given STD ranges.

The statistics are given with respect to the overall valid production:

- Products without fatal errors: GOM_NL__2P/MPH/PRODUCT_ERR=0
- Valid point profile: GOM_NL__2P/NL_LOCAL_SPECIES_DENSITY/pcd(0)=0

The 'Criteria' is applied to valid points of dark limb products:

- Products in dark limb illumination condition: GOM_NL__2P/NL_SUMMARY_QUALITY/obs_ill_cond=0
- Products without fatal errors: GOM_NL__2P/MPH/PRODUCT_ERR=0
- Valid point profile: GOM_NL__2P/NL_LOCAL_SPECIES_DENSITY/pcd(0)=0

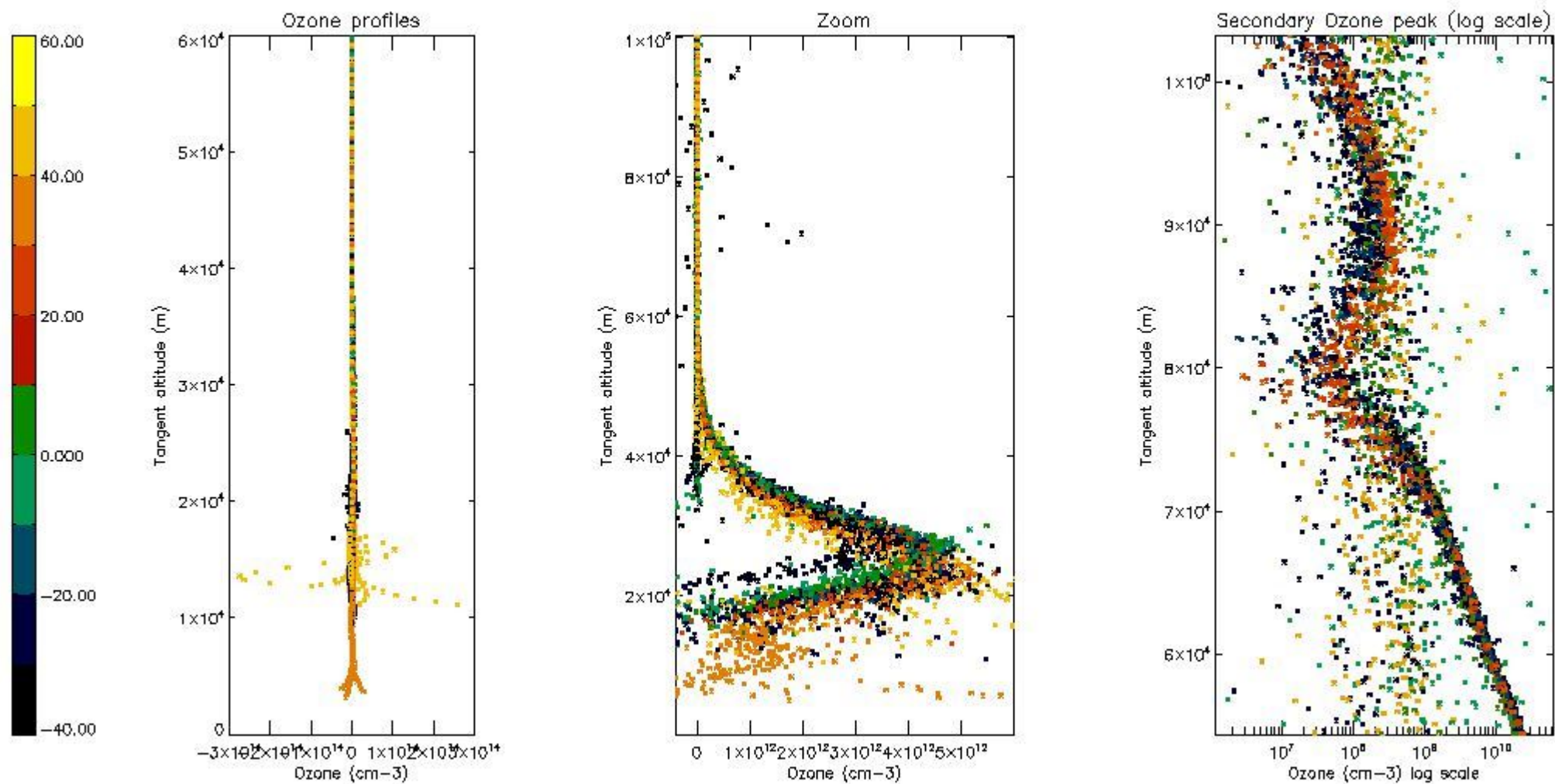
So, the table below shows the percentage of dark limb and valid observations for each criteria with respect to the overall valid daily observations.

Criteria	% of total production
All STD	32
STD < 20	14

STD < 10	10
STD < 5	6

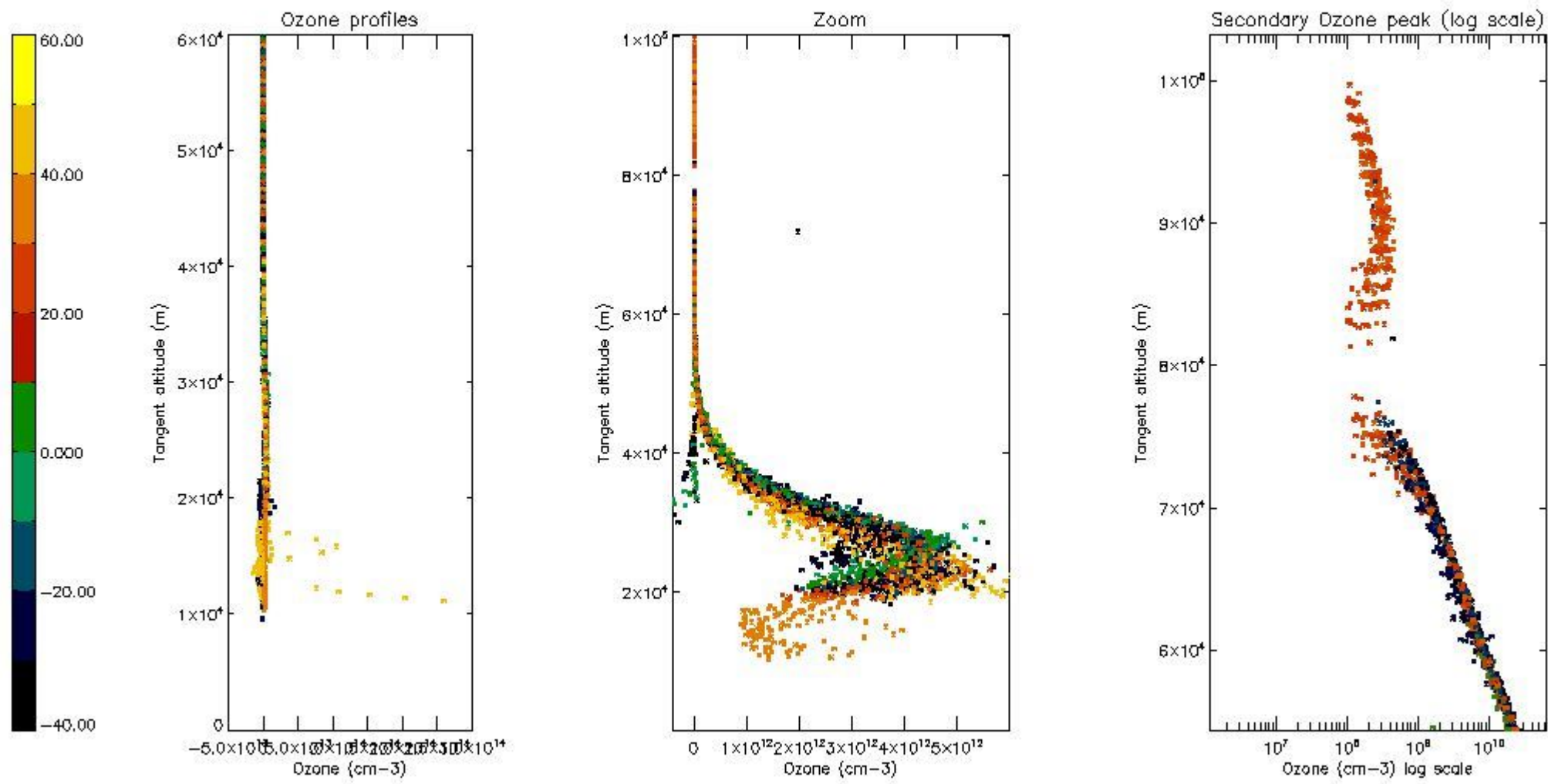
5.2 Plot ozone profiles for all STD (dark without errors)

The colorbar represents the latitude.



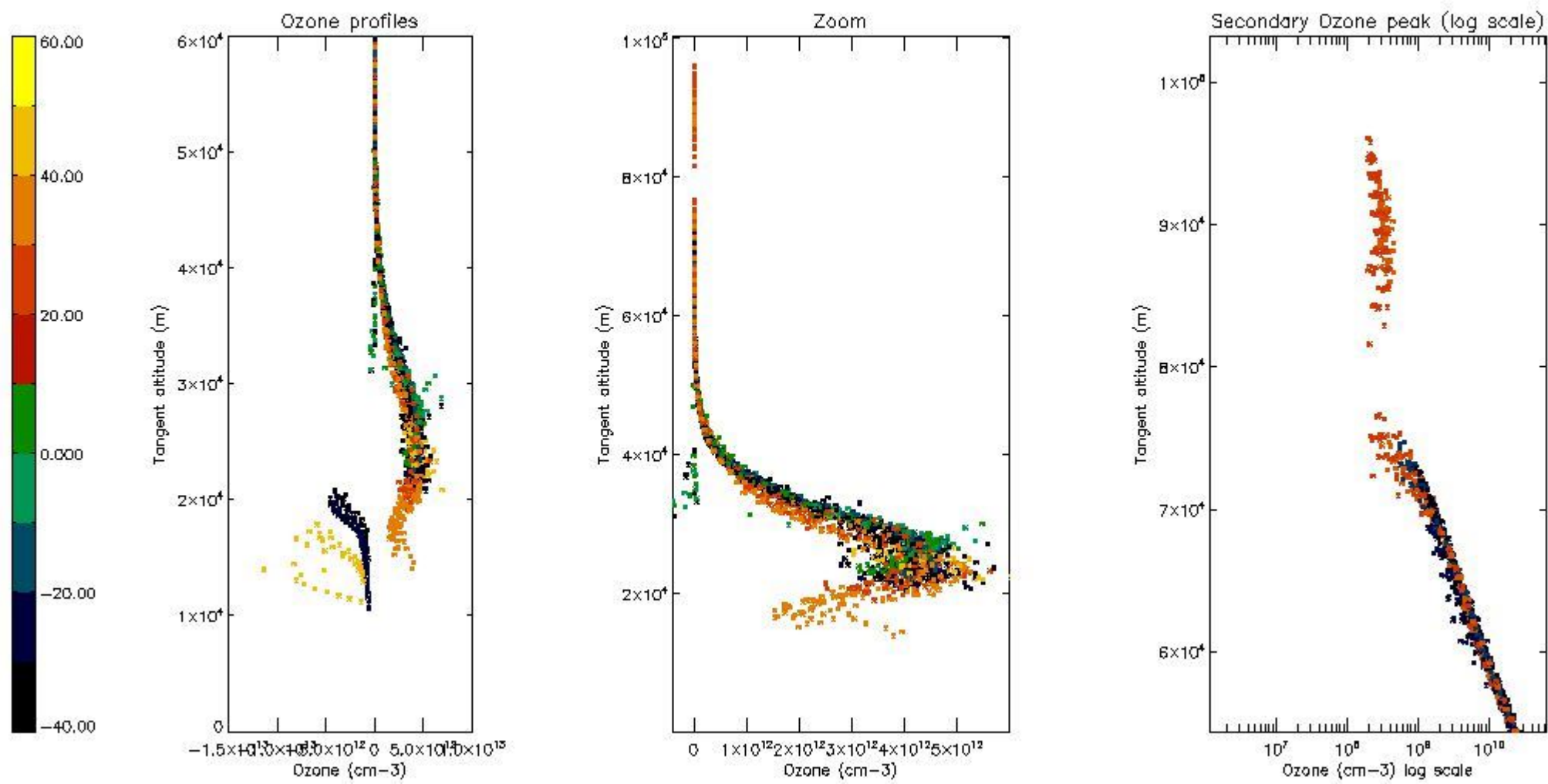
5.3 Plot ozone profiles where STD < 20% (dark without errors)

The colorbar represents the latitude.



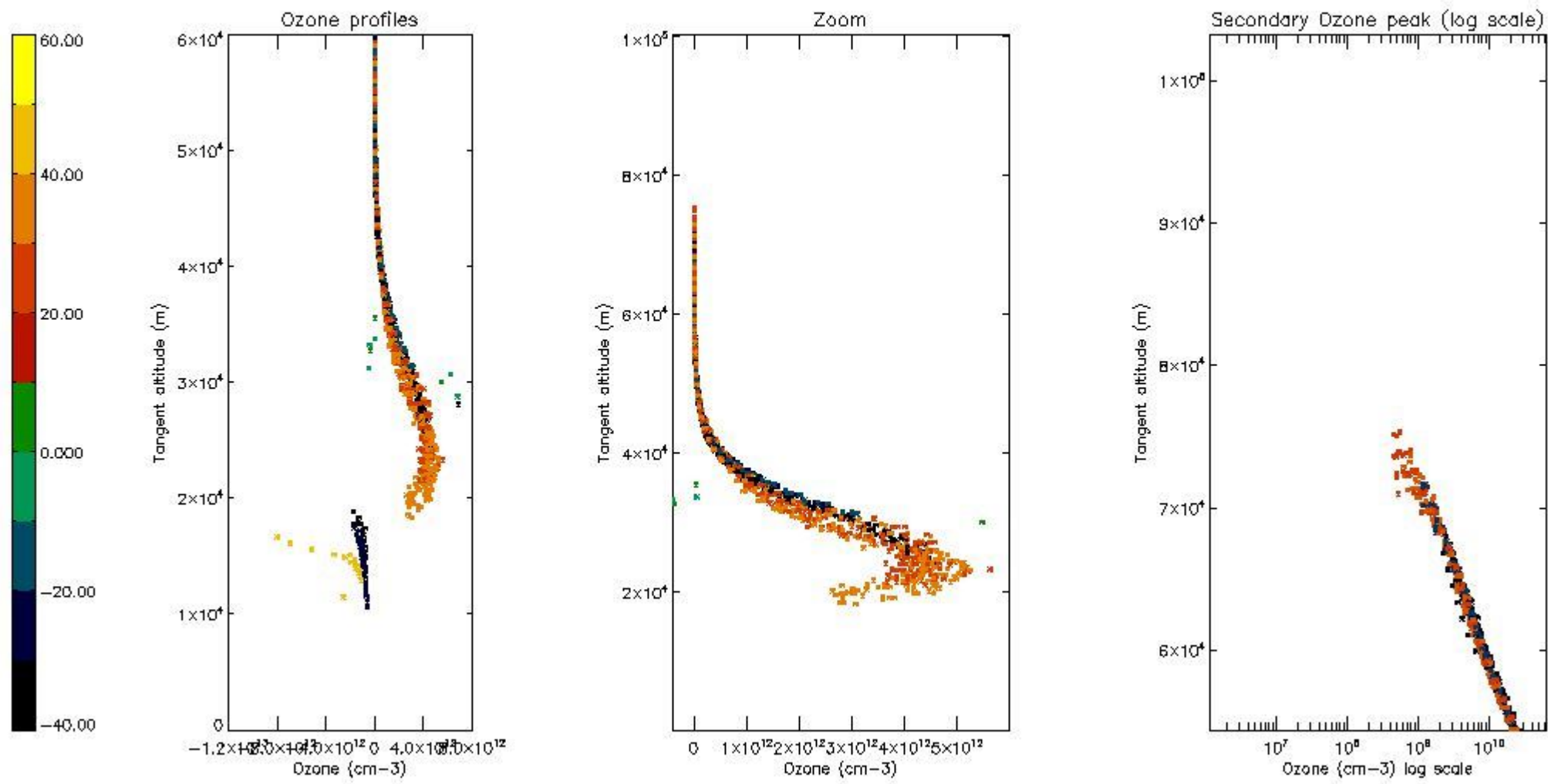
5.4 Plot ozone profiles where STD < 10% (dark without errors)

The colorbar represents the latitude.



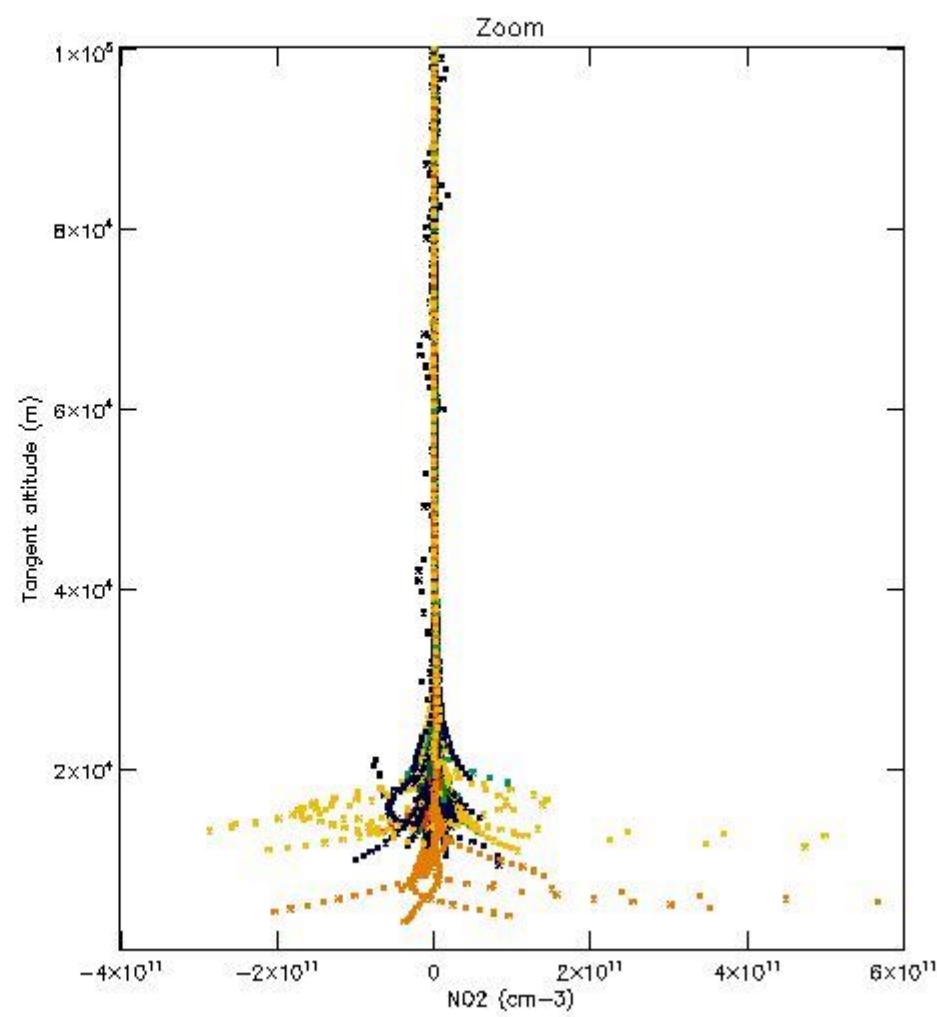
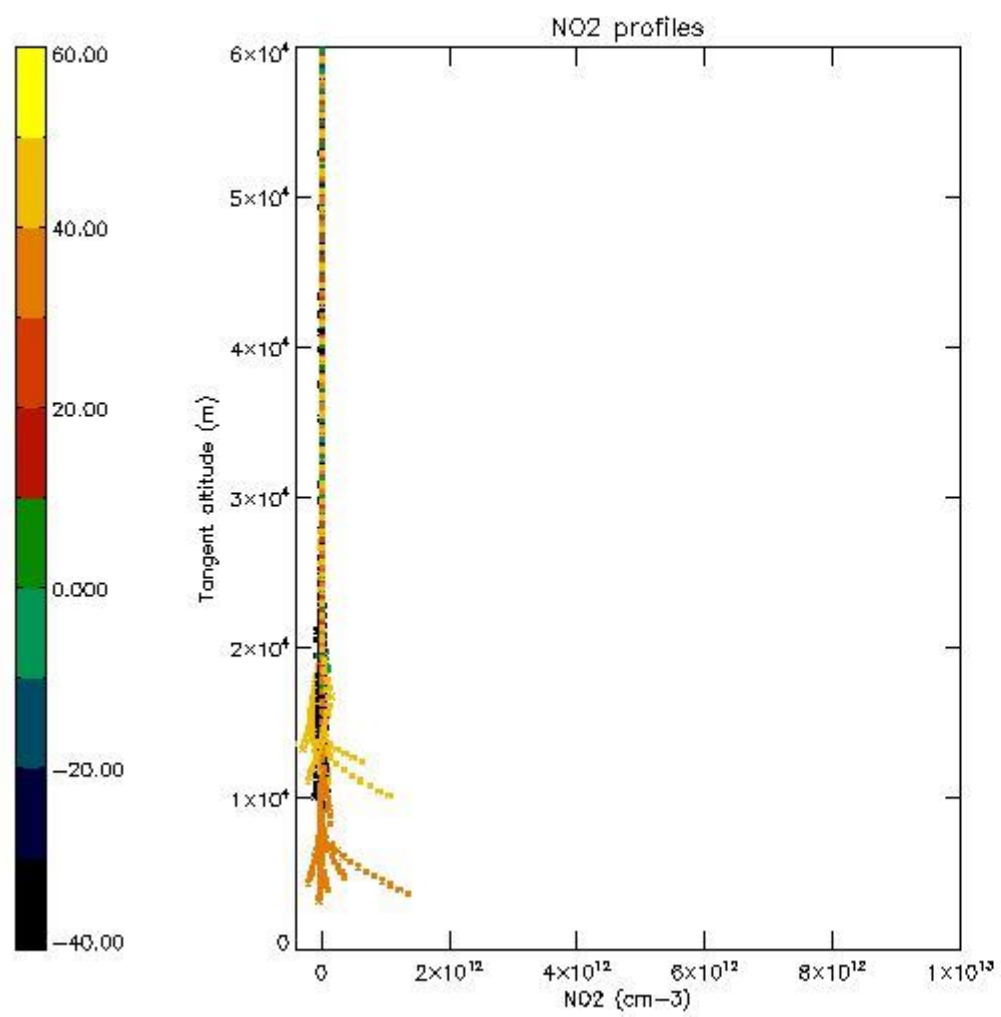
5.5 Plot ozone profiles where STD < 5% (dark without errors)

The colorbar represents the latitude.



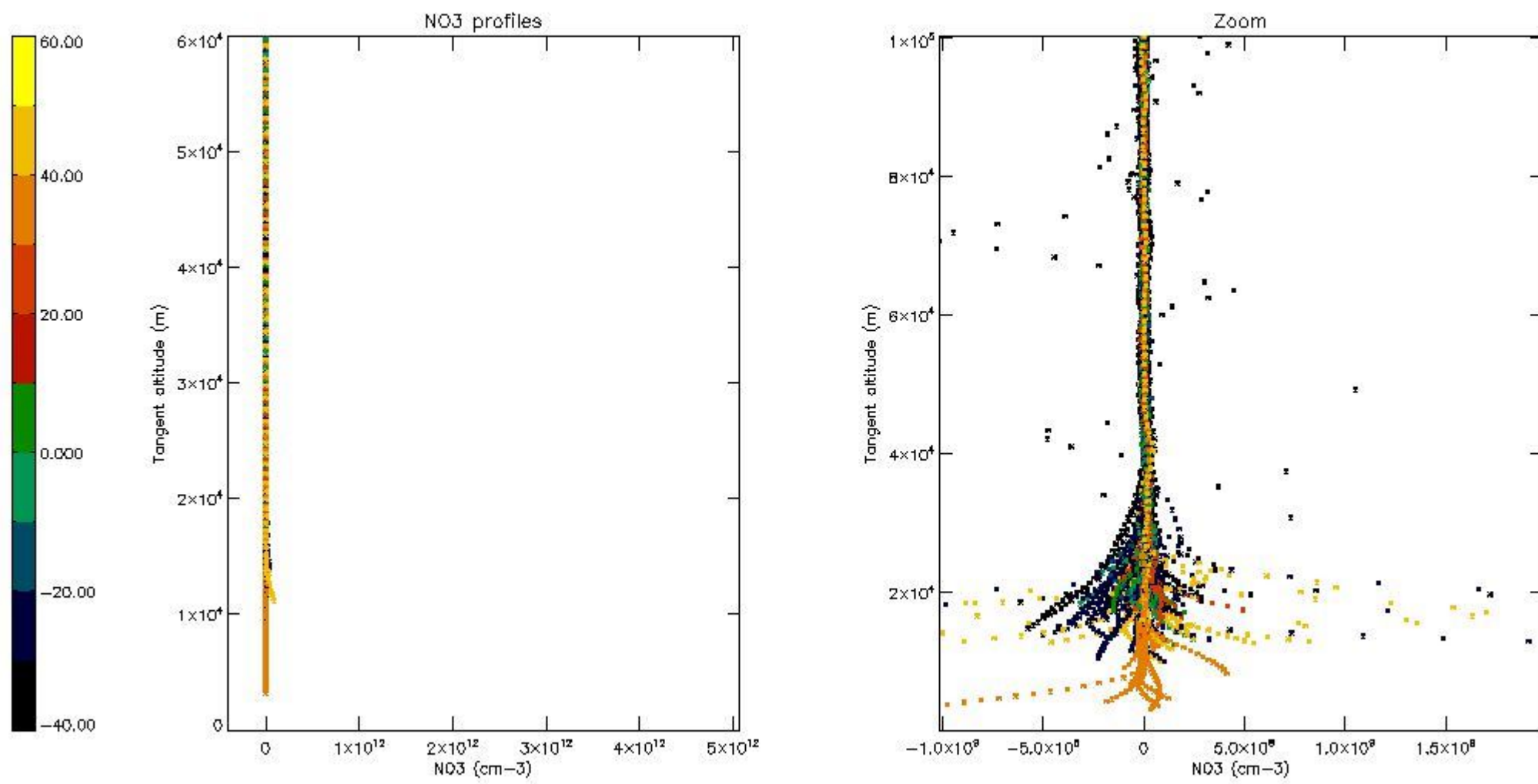
5.6 Plot NO₂ profiles for all STD (dark without errors)

The colorbar represents the latitude.



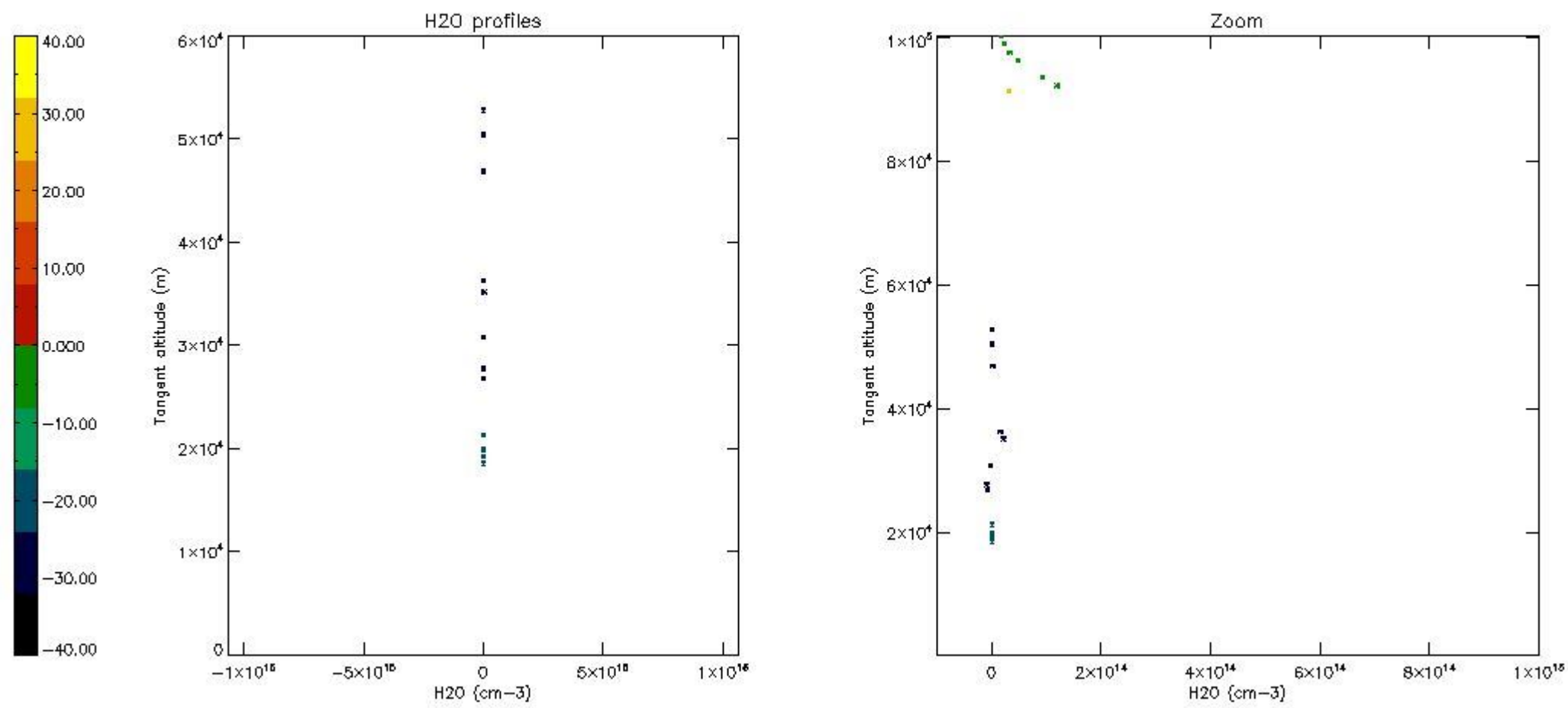
5.7 Plot NO3 profiles for all STD (dark without errors)

The colorbar represents the latitude.



5.8 Plot H2O profiles for all STD (only for occultations of stars 1,2,3,4,13,14,16,26,63 dark without errors)

The colorbar represents the latitude.



6. Auxiliary Data Files used for the production reported in section 2

The number reported in the third column indicates since which file (see list in section 2) the corresponding auxiliary file has been used. The fourth column is the date of those product files.

Type	Auxiliary Filename	Used since product	Used since product date
INST_PHYS_CHARACTERISTICS	GOM_INS_AXVIEC20091111_143220_20030716_120000_20500101_000000	1	12-DEC-2009 00:00:09
LEVEL-2_PROC_CONFIG	GOM_PR2_AXVIEC20091111_152718_20020301_000000_20500101_000000	1	12-DEC-2009 00:00:09
CROSS_SECTIONS_FILE	GOM_CRS_AXVIEC20091111_154832_20020301_000000_20500101_000000	1	12-DEC-2009 00:00:09

GOMOS Level 2 Daily Report

SUMMARY

[1. General Info](#)

[2. Summary of processed GOM_NL_2P products](#)

[3. Level 2 Quality information per product](#)

[3.1 Plot of level 2 quality information per product \(time dependant\)](#)

[3.2 Plot of level 2 quality information per product \(world map\)](#)

[4. Level 1 Quality information per product \(stored on level 2 products\)](#)

[4.1 Plot of level 1 quality information per product \(time dependant\)](#)

[4.1.1 Plot of level 1 quality information per product \(time dependant\): ASCENDING](#)

[4.1.2 Plot of level 1 quality information per product \(time dependant\): DESCENDING](#)

[4.2 Plot of level 1 quality information per product \(world map\)](#)

[4.2.1 Plot of level 1 quality information per product \(world map\): ASCENDING](#)

[4.2.2 Plot of level 1 quality information per product \(world map\): DESCENDING](#)

[5. Ozone profiles based on quality statistics and other trace gas profiles](#)

[5.1 Ozone statistics based on quality of products](#)

[5.2 Plot ozone profiles for all STD \(dark without errors\)](#)

[5.3 Plot ozone profiles where STD < 20% \(dark without errors\)](#)

[5.4. Plot ozone profiles where STD < 10% \(dark without errors\)](#)

[5.5. Plot ozone profiles where STD < 5% \(dark without errors\)](#)

[5.6 Plot NO2 profiles for all STD \(dark without errors\)](#)

[5.7 Plot NO3 profiles for all STD \(dark without errors\)](#)

[5.8 Plot H2O profiles \(only for occultations of stars 1,2,3,4,13,14,16,26,63 dark without errors\) for all STD](#)

[6. Auxiliary Data Files used for the production reported in section 2](#)

102	GOM_NL__2PRFIN20091212_062537_000000512085_00063_40698_6185.N1	12-DEC-2009 06: 25: 37	Straylight	50.500	7	19Bet Ori	0.10000	14000.	101	40698	No
103	GOM_NL__2PRFIN20091212_062801_000000502085_00063_40698_6186.N1	12-DEC-2009 06: 28: 01	Straylight	50.000	30	46Eps Ori	1.6940	30000.	100	40698	No
104	GOM_NL__2PRFIN20091212_063026_000000502085_00063_40698_6187.N1	12-DEC-2009 06: 30: 26	Tw_i_and_stray	50.000	27	24Gam Ori	1.6360	26000.	100	40698	No
105	GOM_NL__2PRFIN20091212_063304_000000552085_00063_40698_6188.N1	12-DEC-2009 06: 33: 04	Tw_i_and_stray	55.000	13	87Alp Tau	0.86700	3800.0	110	40698	No
106	GOM_NL__2PRFIN20091212_063539_000000462085_00063_40698_6189.N1	12-DEC-2009 06: 35: 39	Bright	45.500	176	23Zet Tau	3.0200	22000.	91	40698	No
107	GOM_NL__2PRFIN20091212_063740_000000472085_00063_40698_6190.N1	12-DEC-2009 06: 37: 40	Bright	46.500	28	12Bet Tau	1.6500	15200.	93	40698	No
108	GOM_NL__2PRFIN20091212_063939_000000372085_00063_40698_6191.N1	12-DEC-2009 06: 39: 39	Bright	36.500	149	45Eps Per	2.8880	30000.	73	40698	No
109	GOM_NL__2PRFIN20091212_064130_000000362085_00063_40698_6192.N1	12-DEC-2009 06: 41: 30	Bright	36.000	107	37The Aur	2.6490	11000.	72	40698	No
110	GOM_NL__2PRFIN20091212_064231_000000442085_00063_40698_6193.N1	12-DEC-2009 06: 42: 31	Bright	44.000	6	13Alp Aur	0.080000	3400.0	88	40698	No
111	GOM_NL__2PRFIN20091212_065905_000000522085_00063_40698_6194.N1	12-DEC-2009 06: 59: 05	Bright	51.500	36	50Alp UMa	1.8000	6300.0	103	40698	No
112	GOM_NL__2PRFIN20091212_070302_000000462085_00063_40698_6195.N1	12-DEC-2009 07: 03: 02	Bright	45.500	32	77Eps UMa	1.7630	11000.	91	40698	No
113	GOM_NL__2PRFIN20091212_070529_000000562085_00063_40698_6196.N1	12-DEC-2009 07: 05: 29	Bright	56.000	39	85Eta UMa	1.8540	24000.	112	40698	No
114	GOM_NL__2PRFIN20091212_070842_000000362085_00063_40698_6197.N1	12-DEC-2009 07: 08: 42	Bright	35.500	180	27Gam Boo	3.0400	8000.0	71	40698	No
115	GOM_NL__2PRFIN20091212_071503_000000572085_00063_40698_6198.N1	12-DEC-2009 07: 15: 03	Bright	57.000	111	8Eta Boo	2.6800	6000.0	114	40698	No
116	GOM_NL__2PRFIN20091212_071844_000000692085_00063_40698_6199.N1	12-DEC-2009 07: 18: 44	Bright	69.000	138	47Eps Vir	2.8280	4700.0	138	40698	No
117	GOM_NL__2PRFIN20091212_072439_000000512085_00063_40698_6200.N1	12-DEC-2009 07: 24: 39	Tw_i_and_stray	50.500	15	67Alp Vir	0.97600	28000.	101	40698	No
118	GOM_NL__2PRFIN20091212_072808_000000482085_00063_40698_6201.N1	12-DEC-2009 07: 28: 08	Twilight	47.500	169	46Gam Hya	2.9910	4700.0	95	40698	No
119	GOM_NL__2PRFIN20091212_073008_000000552085_00063_40698_6202.N1	12-DEC-2009 07: 30: 08	Dark	55.000	100	4Gam Crv	2.5800	13100.	110	40698	No
120	GOM_NL__2PRFIN20091212_073144_000000562085_00063_40698_6203.N1	12-DEC-2009 07: 31: 44	Dark	55.500	171	2Eps Crv	3.0010	4250.0	111	40698	No
121	GOM_NL__2PRFIN20091212_073534_000000432085_00063_40698_6204.N1	12-DEC-2009 07: 35: 34	Dark	42.500	64	Gam Cen	2.2000	10600.	85	40698	No
122	GOM_NL__2PRFIN20091212_073708_000000412085_00063_40698_6186.N1	12-DEC-2009 07: 37: 08	Dark	40.500	99	Del Cen	2.5750	26000.	81	40698	No
123	GOM_NL__2PRFIN20091212_074048_000000442085_00064_40699_6187.N1	12-DEC-2009 07: 40: 48	Dark	44.000	113	Mu Vel	2.6920	5000.0	88	40699	No
124	GOM_NL__2PRFIN20091212_074449_000000432085_00064_40699_6188.N1	12-DEC-2009 07: 44: 49	Dark	43.000	71	lot Car	2.2460	7700.0	86	40699	No
125	GOM_NL__2PRFIN20091212_074923_000000472085_00064_40699_6189.N1	12-DEC-2009 07: 49: 23	Dark	47.000	34	Gam2Vel	1.7930	23000.	94	40699	No
126	GOM_NL__2PRFIN20091212_075148_000000462085_00064_40699_6190.N1	12-DEC-2009 07: 51: 48	Dark	45.500	2	Alp Car	-0.73600	7000.0	91	40699	No
127	GOM_NL__2PRFIN20091212_075422_000000542085_00064_40699_6191.N1	12-DEC-2009 07: 54: 22	Dark	53.500	117	Pi Pup	2.7060	3800.0	107	40699	No
128	GOM_NL__2PRFIN20091212_075745_000000572085_00064_40699_6192.N1	12-DEC-2009 07: 57: 45	Straylight	57.000	23	21Eps CMa	1.5020	26000.	114	40699	No
129	GOM_NL__2PRFIN20091212_080235_000000552085_00064_40699_6193.N1	12-DEC-2009 08: 02: 35	Straylight	54.500	47	2Bet CMa	1.9760	28000.	109	40699	No
130	GOM_NL__2PRFIN20091212_080613_000000512085_00064_40699_6194.N1	12-DEC-2009 08: 06: 13	Straylight	51.000	7	19Bet Ori	0.10000	14000.	102	40699	No
131	GOM_NL__2PRFIN20091212_080837_000000522085_00064_40699_6195.N1	12-DEC-2009 08: 08: 37	Straylight	51.500	30	46Eps Ori	1.6940	30000.	103	40699	No
132	GOM_NL__2PRFIN20091212_081102_000000502085_00064_40699_6196.N1	12-DEC-2009 08: 11: 02	Tw_i_and_stray	50.000	27	24Gam Ori	1.6360	26000.	100	40699	No
133	GOM_NL__2PRFIN20091212_081340_000000552085_00064_40699_6197.N1	12-DEC-2009 08: 13: 40	Tw_i_and_stray	55.000	13	87Alp Tau	0.86700	3800.0	110	40699	No
134	GOM_NL__2PRFIN20091212_081614_000000462085_00064_40699_6198.N1	12-DEC-2009 08: 16: 14	Bright	45.500	176	23Zet Tau	3.0200	22000.	91	40699	No
135	GOM_NL__2PRFIN20091212_081816_000000472085_00064_40699_6199.N1	12-DEC-2009 08: 18: 16	Bright	47.000	28	12Bet Tau	1.6500	15200.	94	40699	No
136	GOM_NL__2PRFIN20091212_082015_000000362085_00064_40699_6200.N1	12-DEC-2009 08: 20: 15	Bright	35.500	149	45Eps Per	2.8880	30000.	71	40699	No
137	GOM_NL__2PRFIN20091212_082205_000000362085_00064_40699_6201.N1	12-DEC-2009 08: 22: 05	Bright	36.000	107	37The Aur	2.6490	11000.	72	40699	No
138	GOM_NL__2PRFIN20091212_082307_000000452085_00064_40699_6202.N1	12-DEC-2009 08: 23: 07	Bright	44.500	6	13Alp Aur	0.080000	3400.0	89	40699	No
139	GOM_NL__2PRFIN20091212_083940_000000512085_00064_40699_6203.N1	12-DEC-2009 08: 39: 40	Bright	51.000	36	50Alp UMa	1.8000	6300.0	102	40699	No
140	GOM_NL__2PRFIN20091212_084338_000000402085_00064_40699_6204.N1	12-DEC-2009 08: 43: 38	Bright	39.500	32	77Eps UMa	1.7630	11000.	79	40699	No
141	GOM_NL__2PRFIN20091212_084605_000000382085_00064_40699_6205.N1	12-DEC-2009 08: 46: 05	Bright	37.500	39	85Eta UMa	1.8540	24000.	75	40699	No
142	GOM_NL__2PRFIN20091212_084918_000000542085_00064_40699_6206.N1	12-DEC-2009 08: 49: 18	Bright	54.000	180	27Gam Boo	3.0400	8000.0	108	40699	No
143	GOM_NL__2PRFIN20091212_085540_000000572085_00064_40699_6207.N1	12-DEC-2009 08: 55: 40	Bright	57.000	111	8Eta Boo	2.6800	6000.0	114	40699	No
144	GOM_NL__2PRFIN20091212_085921_000000512085_00064_40699_6208.N1	12-DEC-2009 08: 59: 21	Bright	50.500	138	47Eps Vir	2.8280	4700.0	101	40699	No
145	GOM_NL__2PRFIN20091212_090516_000000512085_00064_40699_6209.N1	12-DEC-2009 09: 05: 16	Tw_i_and_stray	51.000	15	67Alp Vir	0.97600	28000.	102	40699	No
146	GOM_NL__2PRFIN20091212_090845_000000472085_00064_40699_6210.N1	12-DEC-2009 09: 08: 45	Twilight	47.000	169	46Gam Hya	2.9910	4700.0	94	40699	No
147	GOM_NL__2PRFIN20091212_091045_000000562085_00064_40699_6211.N1	12-DEC-2009 09: 10: 45	Dark	55.500	100	4Gam Crv	2.5800	13100.	111	40699	No
148	GOM_NL__2PRFIN20091212_091221_000000542085_00064_40699_6212.N1	12-DEC-2009 09: 12: 21	Dark	53.500	171	2Eps Crv	3.0010	4250.0	107	40699	No
149	GOM_NL__2PRFIN20091212_091610_000000402085_00064_40699_6213.N1	12-DEC-2009 09: 16: 10	Dark	40.000	64	Gam Cen	2.2000	10600.	80	40699	No
150	GOM_NL__2PRFIN20091212_091744_000000412085_00064_40699_6195.N1	12-DEC-2009 09: 17: 44	Dark	41.000	99	Del Cen	2.5750	26000.	82	40699	No
151	GOM_NL__2PRFIN20091212_092124_000000452085_00065_40700_6196.N1	12-DEC-2009 09: 21: 24	Dark	44.500	113	Mu Vel	2.6920	5000.0	89	40700	No
152	GOM_NL__2PRFIN20091212_092525_000000422085_00065_40700_6197.N1	12-DEC-2009 09: 25: 25	Dark	42.000	71	lot Car	2.2460	7700.0	84	40700	No
153	GOM_NL__2PRFIN20091212_093000_000000512085_00065_40700_6198.N1	12-DEC-2009 09: 30: 00	Dark	51.000	34	Gam2Vel	1.7930	23000.	102	40700	No
154	GOM_NL__2PRFIN20091212_093224_000000482085_00065_40700_6199.N1	12-DEC-2009 09: 32: 24	Dark	48.000	2	Alp Car	-0.73600	7000.0	96	40700	No
155	GOM_NL__2PRFIN20091212_093458_000000552085_00065_40700_6200.N1	12-DEC-2009 09: 34: 58	Dark	54.500	117	Pi Pup	2.7060	3800.0	109	40700	No
156	GOM_NL__2PRFIN20091212_093821_000000532085_00065_40700_6201.N1	12-DEC-2009 09: 38: 21	Straylight	53.000	23	21Eps CMa	1.5020	26000.	106	40700	No
157	GOM_NL__2PRFIN20091212_094311_000000542085_00065_40700_6202.N1	12-DEC-2009 09: 43: 11	Straylight	54.000	47	2Bet CMa	1.9760	28000.	108	40700	No
158	GOM_NL__2PRFIN20091212_094649_000000522085_00065_40700_6203.N1	12-DEC-2009 09: 46: 49	Straylight	51.500	7	19Bet Ori	0.10000	14000.	103	40700	No
159	GOM_NL__2PRFIN20091212_094912_000000512085_00065_40700_6204.N1	12-DEC-2009 09: 49: 12	Straylight	50.500	30	46Eps Ori	1.6940	30000.	101	40700	No
160	GOM_NL__2PRFIN20091212_095138_000000462085_00065_40700_6205.N1	12-DEC-2009 09: 51: 38	Tw_i_and_stray	45.500	27	24Gam Ori	1.6360	26000.	91	40700	No

161	GOM_NL_2PRFIN20091212_095416_000000432085_00065_40700_6206.N1	12-DEC-2009 09:54:16	Twilight	43.000	13	87Alp Tau	0.86700	3800.0	86	40700	No
162	GOM_NL_2PRFIN20091212_095650_000000482085_00065_40700_6207.N1	12-DEC-2009 09:56:50	Bright	48.000	176	23Zet Tau	3.0200	22000.	96	40700	No
163	GOM_NL_2PRFIN20091212_095851_000000462085_00065_40700_6208.N1	12-DEC-2009 09:58:51	Bright	45.500	28	12Bet Tau	1.6500	15200.	91	40700	No
164	GOM_NL_2PRFIN20091212_100051_000000352085_00065_40700_6209.N1	12-DEC-2009 10:00:51	Bright	34.500	149	45Eps Per	2.8880	30000.	69	40700	No
165	GOM_NL_2PRFIN20091212_100241_000000422085_00065_40700_6210.N1	12-DEC-2009 10:02:41	Bright	42.000	107	37The Aur	2.6490	11000.	84	40700	No
166	GOM_NL_2PRFIN20091212_100447_000000472085_00065_40700_6211.N1	12-DEC-2009 10:04:47	Bright	47.000	42	34Bet Aur	1.9000	10200.	94	40700	No
167	GOM_NL_2PRFIN20091212_102016_000000492085_00065_40700_6212.N1	12-DEC-2009 10:20:16	Bright	48.500	36	50Alp UMa	1.8000	6300.0	97	40700	No
168	GOM_NL_2PRFIN20091212_102414_000000442085_00065_40700_6213.N1	12-DEC-2009 10:24:14	Bright	44.000	32	77Eps UMa	1.7630	11000.	88	40700	No
169	GOM_NL_2PRFIN20091212_102641_000000562085_00065_40700_6214.N1	12-DEC-2009 10:26:41	Bright	56.000	39	85Eta UMa	1.8540	24000.	112	40700	No
170	GOM_NL_2PRFIN20091212_102954_000000342085_00065_40700_6215.N1	12-DEC-2009 10:29:54	Bright	34.000	180	27Gam Boo	3.0400	8000.0	68	40700	No
171	GOM_NL_2PRFIN20091212_103616_000000372085_00065_40700_6216.N1	12-DEC-2009 10:36:16	Bright	36.500	111	8Eta Boo	2.6800	6000.0	73	40700	No
172	GOM_NL_2PRFIN20091212_103958_000000692085_00065_40700_6217.N1	12-DEC-2009 10:39:58	Bright	69.000	138	47Eps Vir	2.8280	4700.0	138	40700	No
173	GOM_NL_2PRFIN20091212_104552_000000502085_00065_40700_6218.N1	12-DEC-2009 10:45:52	Twilight	49.500	15	67Alp Vir	0.97600	28000.	99	40700	No
174	GOM_NL_2PRFIN20091212_104922_000000452085_00065_40700_6219.N1	12-DEC-2009 10:49:22	Dark	44.500	169	46Gam Hya	2.9910	4700.0	89	40700	No
175	GOM_NL_2PRFIN20091212_105123_000000532085_00065_40700_6220.N1	12-DEC-2009 10:51:23	Dark	53.000	100	4Gam Crv	2.5800	13100.	106	40700	No
176	GOM_NL_2PRFIN20091212_105259_000000532085_00065_40700_6221.N1	12-DEC-2009 10:52:59	Dark	53.000	171	2Eps Crv	3.0010	4250.0	106	40700	No
177	GOM_NL_2PRFIN20091212_105647_000000442085_00065_40700_6222.N1	12-DEC-2009 10:56:47	Dark	44.000	64	Gam Cen	2.2000	10600.	88	40700	No
178	GOM_NL_2PRFIN20091212_110201_000000452085_00066_40701_6204.N1	12-DEC-2009 11:02:01	Dark	44.500	113	Mu Vel	2.6920	5000.0	89	40701	No
179	GOM_NL_2PRFIN20091212_110602_000000432085_00066_40701_6205.N1	12-DEC-2009 11:06:02	Dark	43.000	71	lot Car	2.2460	7700.0	86	40701	No
180	GOM_NL_2PRFIN20091212_111036_000000462085_00066_40701_6206.N1	12-DEC-2009 11:10:36	Dark	46.000	34	Gam2Vel	1.7930	23000.	92	40701	No
181	GOM_NL_2PRFIN20091212_111301_000000542085_00066_40701_6207.N1	12-DEC-2009 11:13:01	Dark	54.000	2	Alp Car	-0.73600	7000.0	108	40701	No
182	GOM_NL_2PRFIN20091212_111535_000000582085_00066_40701_6208.N1	12-DEC-2009 11:15:35	Dark	58.000	117	Pi Pup	2.7060	3800.0	116	40701	No
183	GOM_NL_2PRFIN20091212_111858_000000572085_00066_40701_6209.N1	12-DEC-2009 11:18:58	Straylight	56.500	23	21Eps CMa	1.5020	26000.	113	40701	No
184	GOM_NL_2PRFIN20091212_112347_000000532085_00066_40701_6210.N1	12-DEC-2009 11:23:47	Straylight	53.000	47	2Bet CMa	1.9760	28000.	106	40701	No
185	GOM_NL_2PRFIN20091212_112725_000000522085_00066_40701_6211.N1	12-DEC-2009 11:27:25	Straylight	51.500	7	19Bet Ori	0.10000	14000.	103	40701	No
186	GOM_NL_2PRFIN20091212_112948_000000522085_00066_40701_6212.N1	12-DEC-2009 11:29:48	Straylight	51.500	30	46Eps Ori	1.6940	30000.	103	40701	No
187	GOM_NL_2PRFIN20091212_113213_000000502085_00066_40701_6213.N1	12-DEC-2009 11:32:13	Twilight	49.500	27	24Gam Ori	1.6360	26000.	99	40701	No
188	GOM_NL_2PRFIN20091212_113452_000000552085_00066_40701_6214.N1	12-DEC-2009 11:34:52	Twilight	55.000	13	87Alp Tau	0.86700	3800.0	110	40701	No
189	GOM_NL_2PRFIN20091212_113725_000000462085_00066_40701_6215.N1	12-DEC-2009 11:37:25	Bright	45.500	176	23Zet Tau	3.0200	22000.	91	40701	No
190	GOM_NL_2PRFIN20091212_113927_000000432085_00066_40701_6216.N1	12-DEC-2009 11:39:27	Bright	43.000	28	12Bet Tau	1.6500	15200.	86	40701	No
191	GOM_NL_2PRFIN20091212_114127_000000362085_00066_40701_6217.N1	12-DEC-2009 11:41:27	Bright	36.000	149	45Eps Per	2.8880	30000.	72	40701	No
192	GOM_NL_2PRFIN20091212_114316_000000422085_00066_40701_6218.N1	12-DEC-2009 11:43:16	Bright	42.000	107	37The Aur	2.6490	11000.	84	40701	No
193	GOM_NL_2PRFIN20091212_114523_000000442085_00066_40701_6219.N1	12-DEC-2009 11:45:23	Bright	43.500	42	34Bet Aur	1.9000	10200.	87	40701	No
194	GOM_NL_2PRFIN20091212_120051_000000422085_00066_40701_6220.N1	12-DEC-2009 12:00:51	Bright	42.000	36	50Alp UMa	1.8000	6300.0	84	40701	No
195	GOM_NL_2PRFIN20091212_120450_000000402085_00066_40701_6221.N1	12-DEC-2009 12:04:50	Bright	40.000	32	77Eps UMa	1.7630	11000.	80	40701	No
196	GOM_NL_2PRFIN20091212_120717_000000452085_00066_40701_6222.N1	12-DEC-2009 12:07:17	Bright	45.000	39	85Eta UMa	1.8540	24000.	90	40701	No
197	GOM_NL_2PRFIN20091212_121030_000000542085_00066_40701_6223.N1	12-DEC-2009 12:10:30	Bright	53.500	180	27Gam Boo	3.0400	8000.0	107	40701	No
198	GOM_NL_2PRFIN20091212_121652_000000582085_00066_40701_6224.N1	12-DEC-2009 12:16:52	Bright	58.000	111	8Eta Boo	2.6800	6000.0	116	40701	No
199	GOM_NL_2PRFIN20091212_122034_000000512085_00066_40701_6225.N1	12-DEC-2009 12:20:34	Bright	50.500	138	47Eps Vir	2.8280	4700.0	101	40701	No
200	GOM_NL_2PRFIN20091212_122629_000000512085_00066_40701_6226.N1	12-DEC-2009 12:26:29	Twilight	50.500	15	67Alp Vir	0.97600	28000.	101	40701	No
201	GOM_NL_2PRFIN20091212_122958_000000452085_00066_40701_6227.N1	12-DEC-2009 12:29:58	Twilight	44.500	169	46Gam Hya	2.9910	4700.0	89	40701	No
202	GOM_NL_2PRFIN20091212_123200_000000552085_00066_40701_6228.N1	12-DEC-2009 12:32:00	Dark	55.000	100	4Gam Crv	2.5800	13100.	110	40701	No
203	GOM_NL_2PRFIN20091212_123336_000000612085_00066_40701_6229.N1	12-DEC-2009 12:33:36	Dark	61.000	171	2Eps Crv	3.0010	4250.0	122	40701	No
204	GOM_NL_2PRFIN20091212_123723_000000412085_00066_40701_6230.N1	12-DEC-2009 12:37:23	Dark	41.000	64	Gam Cen	2.2000	10600.	82	40701	No
205	GOM_NL_2PRFIN20091212_124238_000000472085_00067_40702_6213.N1	12-DEC-2009 12:42:38	Dark	46.500	113	Mu Vel	2.6920	5000.0	93	40702	No
206	GOM_NL_2PRFIN20091212_124638_000000462085_00067_40702_6214.N1	12-DEC-2009 12:46:38	Dark	46.000	71	lot Car	2.2460	7700.0	92	40702	No
207	GOM_NL_2PRFIN20091212_125113_000000452085_00067_40702_6215.N1	12-DEC-2009 12:51:13	Dark	45.000	34	Gam2Vel	1.7930	23000.	90	40702	No
208	GOM_NL_2PRFIN20091212_125337_000000482085_00067_40702_6216.N1	12-DEC-2009 12:53:37	Dark	48.000	2	Alp Car	-0.73600	7000.0	96	40702	No
209	GOM_NL_2PRFIN20091212_125611_000000572085_00067_40702_6217.N1	12-DEC-2009 12:56:11	Dark	57.000	117	Pi Pup	2.7060	3800.0	114	40702	No
210	GOM_NL_2PRFIN20091212_125934_000000562085_00067_40702_6218.N1	12-DEC-2009 12:59:34	Straylight	56.000	23	21Eps CMa	1.5020	26000.	112	40702	No
211	GOM_NL_2PRFIN20091212_130423_000000552085_00067_40702_6219.N1	12-DEC-2009 13:04:23	Straylight	54.500	47	2Bet CMa	1.9760	28000.	109	40702	No
212	GOM_NL_2PRFIN20091212_130801_000000512085_00067_40702_6220.N1	12-DEC-2009 13:08:01	Straylight	50.500	7	19Bet Ori	0.10000	14000.	101	40702	No
213	GOM_NL_2PRFIN20091212_131024_000000502085_00067_40702_6221.N1	12-DEC-2009 13:10:24	Straylight	50.000	30	46Eps Ori	1.6940	30000.	100	40702	No
214	GOM_NL_2PRFIN20091212_131249_000000502085_00067_40702_6222.N1	12-DEC-2009 13:12:49	Twilight	49.500	27	24Gam Ori	1.6360	26000.	99	40702	No
215	GOM_NL_2PRFIN20091212_131528_000000502085_00067_40702_6223.N1	12-DEC-2009 13:15:28	Twilight	50.000	13	87Alp Tau	0.86700	3800.0	100	40702	No
216	GOM_NL_2PRFIN20091212_131800_000000462085_00067_40702_6224.N1	12-DEC-2009 13:18:00	Bright	45.500	176	23Zet Tau	3.0200	22000.	91	40702	No
217	GOM_NL_2PRFIN20091212_132002_000000462085_00067_40702_6225.N1	12-DEC-2009 13:20:02	Bright	46.000	28	12Bet Tau	1.6500	15200.	92	40702	No
218	GOM_NL_2PRFIN20091212_132203_000000362085_00067_40702_6226.N1	12-DEC-2009 13:22:03	Bright	35.500	149	45Eps Per	2.8880	30000.	71	40702	No
219	GOM_NL_2PRFIN20091212_132351_000000462085_00067_40702_6227.N1	12-DEC-2009 13:23:51	Bright	46.000	107	37The Aur	2.6490	11000.	92	40702	No

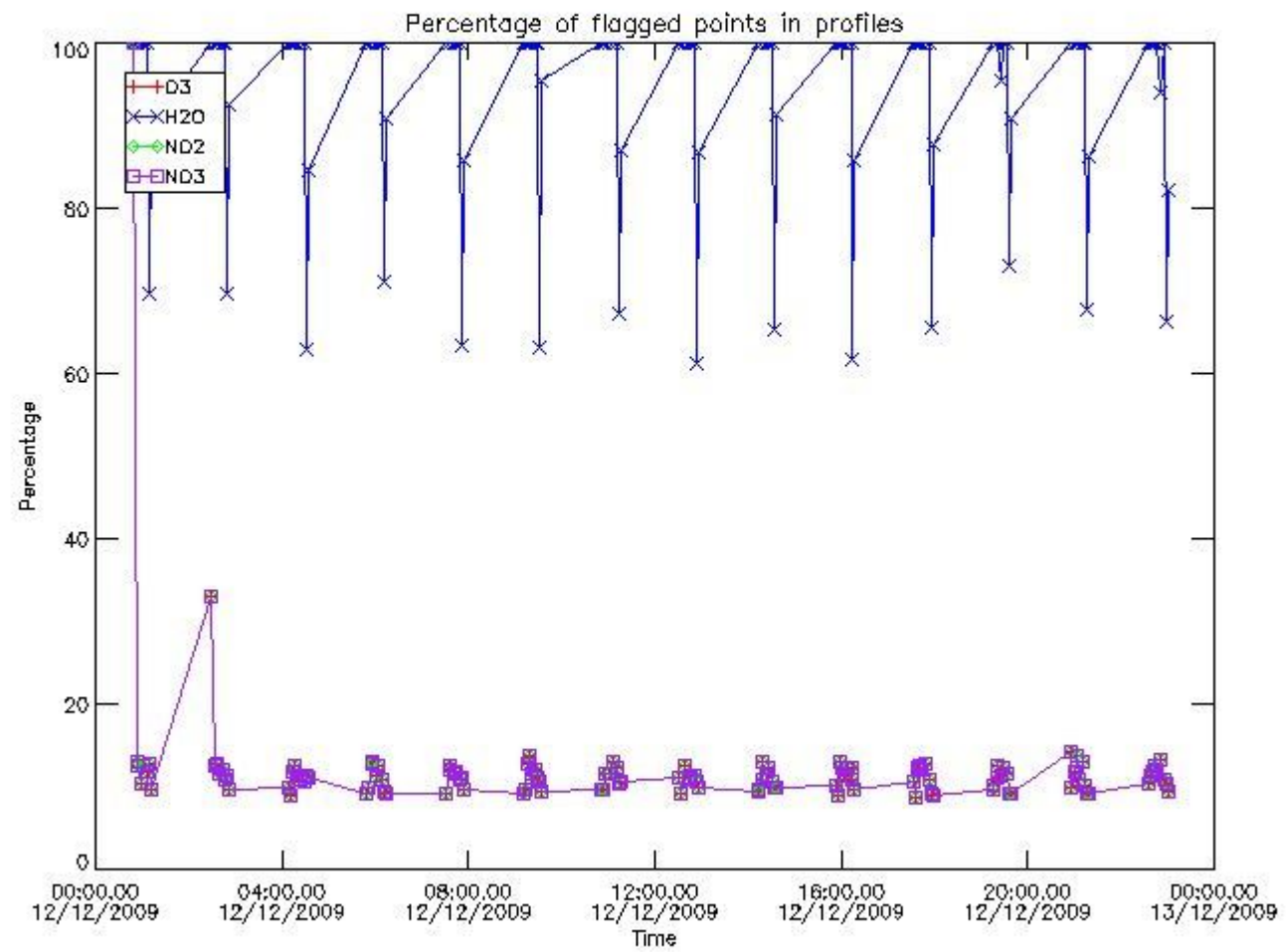
220	GOM_NL__2PRFIN20091212_132558_00000452085_00067_40702_6228.N1	12-DEC-2009 13:25:58	Bright	44.500	42	34Bet Aur	1.9000	10200.	89	40702	No
221	GOM_NL__2PRFIN20091212_134127_00000462085_00067_40702_6229.N1	12-DEC-2009 13:41:27	Bright	45.500	36	50Alp UMa	1.8000	6300.0	91	40702	No
222	GOM_NL__2PRFIN20091212_134525_00000602085_00067_40702_6230.N1	12-DEC-2009 13:45:25	Bright	60.000	32	77Eps UMa	1.7630	11000.	120	40702	No
223	GOM_NL__2PRFIN20091212_134753_00000382085_00067_40702_6231.N1	12-DEC-2009 13:47:53	Bright	38.000	39	85Eta UMa	1.8540	24000.	76	40702	No
224	GOM_NL__2PRFIN20091212_135106_00000542085_00067_40702_6232.N1	12-DEC-2009 13:51:06	Bright	54.000	180	27Gam Boo	3.0400	8000.0	108	40702	No
225	GOM_NL__2PRFIN20091212_135728_00000582085_00067_40702_6233.N1	12-DEC-2009 13:57:28	Bright	58.000	111	8Eta Boo	2.6800	6000.0	116	40702	No
226	GOM_NL__2PRFIN20091212_140110_00000692085_00067_40702_6234.N1	12-DEC-2009 14:01:10	Bright	69.000	138	47Eps Vir	2.8280	4700.0	138	40702	No
227	GOM_NL__2PRFIN20091212_140706_00000512085_00067_40702_6235.N1	12-DEC-2009 14:07:06	Twilight	50.500	15	67Alp Vir	0.97600	28000.	101	40702	No
228	GOM_NL__2PRFIN20091212_141035_00000472085_00067_40702_6236.N1	12-DEC-2009 14:10:35	Twilight	46.500	169	46Gam Hya	2.9910	4700.0	93	40702	No
229	GOM_NL__2PRFIN20091212_141237_00000552085_00067_40702_6237.N1	12-DEC-2009 14:12:37	Dark	54.500	100	4Gam Crv	2.5800	13100.	109	40702	No
230	GOM_NL__2PRFIN20091212_141413_00000532085_00067_40702_6238.N1	12-DEC-2009 14:14:13	Dark	52.500	171	2Eps Crv	3.0010	4250.0	105	40702	No
231	GOM_NL__2PRFIN20091212_141800_00000472085_00067_40702_6239.N1	12-DEC-2009 14:18:00	Dark	47.000	64	Gam Cen	2.2000	10600.	94	40702	No
232	GOM_NL__2PRFIN20091212_141934_00000402085_00067_40702_6222.N1	12-DEC-2009 14:19:34	Dark	39.500	99	Del Cen	2.5750	26000.	79	40702	No
233	GOM_NL__2PRFIN20091212_142315_00000452085_00068_40703_6223.N1	12-DEC-2009 14:23:15	Dark	45.000	113	Mu Vel	2.6920	5000.0	90	40703	No
234	GOM_NL__2PRFIN20091212_142715_00000422085_00068_40703_6224.N1	12-DEC-2009 14:27:15	Dark	41.500	71	Iot Car	2.2460	7700.0	83	40703	No
235	GOM_NL__2PRFIN20091212_143150_00000482085_00068_40703_6225.N1	12-DEC-2009 14:31:50	Dark	48.000	34	Gam2Vel	1.7930	23000.	96	40703	No
236	GOM_NL__2PRFIN20091212_143413_00000512085_00068_40703_6226.N1	12-DEC-2009 14:34:13	Dark	51.000	2	Alp Car	-0.73600	7000.0	102	40703	No
237	GOM_NL__2PRFIN20091212_143648_00000522085_00068_40703_6227.N1	12-DEC-2009 14:36:48	Dark	52.000	117	Pi Pup	2.7060	3800.0	104	40703	No
238	GOM_NL__2PRFIN20091212_144010_00000532085_00068_40703_6228.N1	12-DEC-2009 14:40:10	Straylight	52.500	23	21Eps CMa	1.5020	26000.	105	40703	No
239	GOM_NL__2PRFIN20091212_144459_00000552085_00068_40703_6229.N1	12-DEC-2009 14:44:59	Straylight	55.000	47	2Bet CMa	1.9760	28000.	110	40703	No
240	GOM_NL__2PRFIN20091212_144837_00000502085_00068_40703_6230.N1	12-DEC-2009 14:48:37	Straylight	49.500	7	19Bet Ori	0.10000	14000.	99	40703	No
241	GOM_NL__2PRFIN20091212_145100_00000522085_00068_40703_6231.N1	12-DEC-2009 14:51:00	Straylight	51.500	30	46Eps Ori	1.6940	30000.	103	40703	No
242	GOM_NL__2PRFIN20091212_145325_00000492085_00068_40703_6232.N1	12-DEC-2009 14:53:25	Twilight	49.000	27	24Gam Ori	1.6360	26000.	98	40703	No
243	GOM_NL__2PRFIN20091212_145603_00000492085_00068_40703_6233.N1	12-DEC-2009 14:56:03	Twilight	49.000	13	87Alp Tau	0.86700	3800.0	98	40703	No
244	GOM_NL__2PRFIN20091212_145836_00000472085_00068_40703_6234.N1	12-DEC-2009 14:58:36	Bright	47.000	176	23Zet Tau	3.0200	22000.	94	40703	No
245	GOM_NL__2PRFIN20091212_150038_00000472085_00068_40703_6235.N1	12-DEC-2009 15:00:38	Bright	47.000	28	12Bet Tau	1.6500	15200.	94	40703	No
246	GOM_NL__2PRFIN20091212_150238_00000372085_00068_40703_6236.N1	12-DEC-2009 15:02:38	Bright	37.000	149	45Eps Per	2.8880	30000.	74	40703	No
247	GOM_NL__2PRFIN20091212_150426_00000482085_00068_40703_6237.N1	12-DEC-2009 15:04:26	Bright	48.000	107	37The Aur	2.6490	11000.	96	40703	No
248	GOM_NL__2PRFIN20091212_150633_00000432085_00068_40703_6238.N1	12-DEC-2009 15:06:33	Bright	43.000	42	34Bet Aur	1.9000	10200.	86	40703	No
249	GOM_NL__2PRFIN20091212_152202_00000502085_00068_40703_6239.N1	12-DEC-2009 15:22:02	Bright	49.500	36	50Alp UMa	1.8000	6300.0	99	40703	No
250	GOM_NL__2PRFIN20091212_152601_00000442085_00068_40703_6240.N1	12-DEC-2009 15:26:01	Bright	44.000	32	77Eps UMa	1.7630	11000.	88	40703	No
251	GOM_NL__2PRFIN20091212_152828_00000412085_00068_40703_6241.N1	12-DEC-2009 15:28:28	Bright	41.000	39	85Eta UMa	1.8540	24000.	82	40703	No
252	GOM_NL__2PRFIN20091212_153142_00000542085_00068_40703_6242.N1	12-DEC-2009 15:31:42	Bright	54.000	180	27Gam Boo	3.0400	8000.0	108	40703	No
253	GOM_NL__2PRFIN20091212_153804_00000412085_00068_40703_6243.N1	12-DEC-2009 15:38:04	Bright	40.500	111	8Eta Boo	2.6800	6000.0	81	40703	No
254	GOM_NL__2PRFIN20091212_154147_00000502085_00068_40703_6244.N1	12-DEC-2009 15:41:47	Bright	49.500	138	47Eps Vir	2.8280	4700.0	99	40703	No
255	GOM_NL__2PRFIN20091212_154742_00000492085_00068_40703_6245.N1	12-DEC-2009 15:47:42	Twilight	49.000	15	67Alp Vir	0.97600	28000.	98	40703	No
256	GOM_NL__2PRFIN20091212_155111_00000422085_00068_40703_6246.N1	12-DEC-2009 15:51:11	Twilight	42.000	169	46Gam Hya	2.9910	4700.0	84	40703	No
257	GOM_NL__2PRFIN20091212_155314_00000552085_00068_40703_6247.N1	12-DEC-2009 15:53:14	Dark	55.000	100	4Gam Crv	2.5800	13100.	110	40703	No
258	GOM_NL__2PRFIN20091212_155450_00000572085_00068_40703_6248.N1	12-DEC-2009 15:54:50	Dark	57.000	171	2Eps Crv	3.0010	4250.0	114	40703	No
259	GOM_NL__2PRFIN20091212_155836_00000402085_00068_40703_6249.N1	12-DEC-2009 15:58:36	Dark	39.500	64	Gam Cen	2.2000	10600.	79	40703	No
260	GOM_NL__2PRFIN20091212_160011_00000422085_00068_40703_6231.N1	12-DEC-2009 16:00:11	Dark	41.500	99	Del Cen	2.5750	26000.	83	40703	No
261	GOM_NL__2PRFIN20091212_160352_00000452085_00069_40704_6232.N1	12-DEC-2009 16:03:52	Dark	45.000	113	Mu Vel	2.6920	5000.0	90	40704	No
262	GOM_NL__2PRFIN20091212_160752_00000422085_00069_40704_6233.N1	12-DEC-2009 16:07:52	Dark	41.500	71	Iot Car	2.2460	7700.0	83	40704	No
263	GOM_NL__2PRFIN20091212_161226_00000472085_00069_40704_6234.N1	12-DEC-2009 16:12:26	Dark	47.000	34	Gam2Vel	1.7930	23000.	94	40704	No
264	GOM_NL__2PRFIN20091212_161450_00000462085_00069_40704_6235.N1	12-DEC-2009 16:14:50	Dark	46.000	2	Alp Car	-0.73600	7000.0	92	40704	No
265	GOM_NL__2PRFIN20091212_161725_00000542085_00069_40704_6236.N1	12-DEC-2009 16:17:25	Dark	53.500	117	Pi Pup	2.7060	3800.0	107	40704	No
266	GOM_NL__2PRFIN20091212_162047_00000572085_00069_40704_6237.N1	12-DEC-2009 16:20:47	Straylight	57.000	23	21Eps CMa	1.5020	26000.	114	40704	No
267	GOM_NL__2PRFIN20091212_162535_00000562085_00069_40704_6238.N1	12-DEC-2009 16:25:35	Straylight	56.000	47	2Bet CMa	1.9760	28000.	112	40704	No
268	GOM_NL__2PRFIN20091212_162913_00000502085_00069_40704_6239.N1	12-DEC-2009 16:29:13	Straylight	49.500	7	19Bet Ori	0.10000	14000.	99	40704	No
269	GOM_NL__2PRFIN20091212_163136_00000522085_00069_40704_6240.N1	12-DEC-2009 16:31:36	Straylight	51.500	30	46Eps Ori	1.6940	30000.	103	40704	No
270	GOM_NL__2PRFIN20091212_163401_00000502085_00069_40704_6241.N1	12-DEC-2009 16:34:01	Twilight	50.000	27	24Gam Ori	1.6360	26000.	100	40704	No
271	GOM_NL__2PRFIN20091212_163639_00000552085_00069_40704_6242.N1	12-DEC-2009 16:36:39	Twilight	55.000	13	87Alp Tau	0.86700	3800.0	110	40704	No
272	GOM_NL__2PRFIN20091212_163911_00000472085_00069_40704_6243.N1	12-DEC-2009 16:39:11	Bright	46.500	176	23Zet Tau	3.0200	22000.	93	40704	No
273	GOM_NL__2PRFIN20091212_164113_00000442085_00069_40704_6244.N1	12-DEC-2009 16:41:13	Bright	44.000	28	12Bet Tau	1.6500	15200.	88	40704	No
274	GOM_NL__2PRFIN20091212_164315_00000362085_00069_40704_6245.N1	12-DEC-2009 16:43:15	Bright	36.000	149	45Eps Per	2.8880	30000.	72	40704	No
275	GOM_NL__2PRFIN20091212_164501_00000452085_00069_40704_6246.N1	12-DEC-2009 16:45:01	Bright	45.000	107	37The Aur	2.6490	11000.	90	40704	No
276	GOM_NL__2PRFIN20091212_164709_00000452085_00069_40704_6247.N1	12-DEC-2009 16:47:09	Bright	45.000	42	34Bet Aur	1.9000	10200.	90	40704	No
277	GOM_NL__2PRFIN20091212_170238_00000642085_00069_40704_6248.N1	12-DEC-2009 17:02:38	Bright	64.000	36	50Alp UMa	1.8000	6300.0	128	40704	No
278	GOM_NL__2PRFIN20091212_170637_00000472085_00069_40704_6249.N1	12-DEC-2009 17:06:37	Bright	47.000	32	77Eps UMa	1.7630	11000.	94	40704	No

279	GOM_NL__2PRFIN20091212_170905_000000572085_00069_40704_6250.N1	12-DEC-2009 17:09:05	Bright	57.000	39	85Eta UMa	1.8540	24000.	114	40704	No
280	GOM_NL__2PRFIN20091212_171218_000000342085_00069_40704_6251.N1	12-DEC-2009 17:12:18	Bright	33.500	180	27Gam Boo	3.0400	8000.0	67	40704	No
281	GOM_NL__2PRFIN20091212_171841_000000392085_00069_40704_6252.N1	12-DEC-2009 17:18:41	Bright	39.000	111	8Eta Boo	2.6800	6000.0	78	40704	No
282	GOM_NL__2PRFIN20091212_172224_000000502085_00069_40704_6253.N1	12-DEC-2009 17:22:24	Bright	49.500	138	47Eps Vir	2.8280	4700.0	99	40704	No
283	GOM_NL__2PRFIN20091212_172819_000000502085_00069_40704_6254.N1	12-DEC-2009 17:28:19	Twi_and_stray	50.000	15	67Alp Vir	0.97600	28000.	100	40704	No
284	GOM_NL__2PRFIN20091212_173148_000000482085_00069_40704_6255.N1	12-DEC-2009 17:31:48	Twilight	48.000	169	46Gam Hya	2.9910	4700.0	96	40704	No
285	GOM_NL__2PRFIN20091212_173351_000000532085_00069_40704_6256.N1	12-DEC-2009 17:33:51	Dark	53.000	100	4Gam Crv	2.5800	13100.	106	40704	No
286	GOM_NL__2PRFIN20091212_173527_000000582085_00069_40704_6257.N1	12-DEC-2009 17:35:27	Dark	58.000	171	2Eps Crv	3.0010	4250.0	116	40704	No
287	GOM_NL__2PRFIN20091212_173913_000000462085_00069_40704_6258.N1	12-DEC-2009 17:39:13	Dark	45.500	64	Gam Cen	2.2000	10600.	91	40704	No
288	GOM_NL__2PRFIN20091212_174047_000000412085_00069_40704_6240.N1	12-DEC-2009 17:40:47	Dark	40.500	99	Del Cen	2.5750	26000.	81	40704	No
289	GOM_NL__2PRFIN20091212_174428_000000422085_00070_40705_6241.N1	12-DEC-2009 17:44:28	Dark	42.000	113	Mu Vel	2.6920	5000.0	84	40705	No
290	GOM_NL__2PRFIN20091212_174828_000000402085_00070_40705_6242.N1	12-DEC-2009 17:48:28	Dark	40.000	71	Iot Car	2.2460	7700.0	80	40705	No
291	GOM_NL__2PRFIN20091212_175303_000000472085_00070_40705_6243.N1	12-DEC-2009 17:53:03	Dark	47.000	34	Gam2Vel	1.7930	23000.	94	40705	No
292	GOM_NL__2PRFIN20091212_175526_000000562085_00070_40705_6244.N1	12-DEC-2009 17:55:26	Dark	55.500	2	Alp Car	-0.73600	7000.0	111	40705	No
293	GOM_NL__2PRFIN20091212_175801_000000572085_00070_40705_6245.N1	12-DEC-2009 17:58:01	Dark	56.500	117	Pi Pup	2.7060	3800.0	113	40705	No
294	GOM_NL__2PRFIN20091212_180123_000000562085_00070_40705_6246.N1	12-DEC-2009 18:01:23	Straylight	56.000	23	21Eps CMa	1.5020	26000.	112	40705	No
295	GOM_NL__2PRFIN20091212_180611_000000562085_00070_40705_6247.N1	12-DEC-2009 18:06:11	Straylight	56.000	47	2Bet CMa	1.9760	28000.	112	40705	No
296	GOM_NL__2PRFIN20091212_180949_000000502085_00070_40705_6248.N1	12-DEC-2009 18:09:49	Straylight	49.500	7	19Bet Ori	0.10000	14000.	99	40705	No
297	GOM_NL__2PRFIN20091212_181212_000000512085_00070_40705_6249.N1	12-DEC-2009 18:12:12	Straylight	51.000	30	46Eps Ori	1.6940	30000.	102	40705	No
298	GOM_NL__2PRFIN20091212_181436_000000502085_00070_40705_6250.N1	12-DEC-2009 18:14:36	Twi_and_stray	49.500	27	24Gam Ori	1.6360	26000.	99	40705	No
299	GOM_NL__2PRFIN20091212_181715_000000492085_00070_40705_6251.N1	12-DEC-2009 18:17:15	Twi_and_stray	49.000	13	87Alp Tau	0.86700	3800.0	98	40705	No
300	GOM_NL__2PRFIN20091212_181947_000000482085_00070_40705_6252.N1	12-DEC-2009 18:19:47	Bright	47.500	176	23Zet Tau	3.0200	22000.	95	40705	No
301	GOM_NL__2PRFIN20091212_182149_000000462085_00070_40705_6253.N1	12-DEC-2009 18:21:49	Bright	46.000	28	12Bet Tau	1.6500	15200.	92	40705	No
302	GOM_NL__2PRFIN20091212_182350_000000362085_00070_40705_6254.N1	12-DEC-2009 18:23:50	Bright	36.000	149	45Eps Per	2.8880	30000.	72	40705	No
303	GOM_NL__2PRFIN20091212_182537_000000472085_00070_40705_6255.N1	12-DEC-2009 18:25:37	Bright	47.000	107	37The Aur	2.6490	11000.	94	40705	No
304	GOM_NL__2PRFIN20091212_182744_000000462085_00070_40705_6256.N1	12-DEC-2009 18:27:44	Bright	45.500	42	34Bet Aur	1.9000	10200.	91	40705	No
305	GOM_NL__2PRFIN20091212_184313_000000442085_00070_40705_6257.N1	12-DEC-2009 18:43:13	Bright	44.000	36	50Alp UMa	1.8000	6300.0	88	40705	No
306	GOM_NL__2PRFIN20091212_184713_000000452085_00070_40705_6258.N1	12-DEC-2009 18:47:13	Bright	44.500	32	77Eps UMa	1.7630	11000.	89	40705	No
307	GOM_NL__2PRFIN20091212_184940_000000392085_00070_40705_6259.N1	12-DEC-2009 18:49:40	Bright	39.000	39	85Eta UMa	1.8540	24000.	78	40705	No
308	GOM_NL__2PRFIN20091212_185254_000000422085_00070_40705_6260.N1	12-DEC-2009 18:52:54	Bright	41.500	180	27Gam Boo	3.0400	8000.0	83	40705	No
309	GOM_NL__2PRFIN20091212_185917_000000392085_00070_40705_6261.N1	12-DEC-2009 18:59:17	Bright	39.000	111	8Eta Boo	2.6800	6000.0	78	40705	No
310	GOM_NL__2PRFIN20091212_190300_000000552085_00070_40705_6262.N1	12-DEC-2009 19:03:00	Bright	55.000	138	47Eps Vir	2.8280	4700.0	110	40705	No
311	GOM_NL__2PRFIN20091212_190856_000000512085_00070_40705_6263.N1	12-DEC-2009 19:08:56	Twi_and_stray	51.000	15	67Alp Vir	0.97600	28000.	102	40705	No
312	GOM_NL__2PRFIN20091212_191225_000000462085_00070_40705_6264.N1	12-DEC-2009 19:12:25	Twilight	46.000	169	46Gam Hya	2.9910	4700.0	92	40705	No
313	GOM_NL__2PRFIN20091212_191428_000000532085_00070_40705_6265.N1	12-DEC-2009 19:14:28	Dark	52.500	100	4Gam Crv	2.5800	13100.	105	40705	No
314	GOM_NL__2PRFIN20091212_191604_000000552085_00070_40705_6266.N1	12-DEC-2009 19:16:04	Dark	55.000	171	2Eps Crv	3.0010	4250.0	110	40705	No
315	GOM_NL__2PRFIN20091212_191949_000000462085_00070_40705_6267.N1	12-DEC-2009 19:19:49	Dark	45.500	64	Gam Cen	2.2000	10600.	91	40705	No
316	GOM_NL__2PRFIN20091212_192124_000000412085_00071_40706_6270.N1	12-DEC-2009 19:21:24	Dark	40.500	99	Del Cen	2.5750	26000.	81	40706	No
317	GOM_NL__2PRFIN20091212_192505_000000452085_00071_40706_6271.N1	12-DEC-2009 19:25:05	Dark	45.000	113	Mu Vel	2.6920	5000.0	90	40706	No
318	GOM_NL__2PRFIN20091212_192905_000000422085_00071_40706_6272.N1	12-DEC-2009 19:29:05	Dark	41.500	71	Iot Car	2.2460	7700.0	83	40706	No
319	GOM_NL__2PRFIN20091212_193340_000000452085_00071_40706_6273.N1	12-DEC-2009 19:33:40	Dark	44.500	34	Gam2Vel	1.7930	23000.	89	40706	No
320	GOM_NL__2PRFIN20091212_193603_000000562085_00071_40706_6274.N1	12-DEC-2009 19:36:03	Dark	56.000	2	Alp Car	-0.73600	7000.0	112	40706	No
321	GOM_NL__2PRFIN20091212_193838_000000562085_00071_40706_6275.N1	12-DEC-2009 19:38:38	Dark	55.500	117	Pi Pup	2.7060	3800.0	111	40706	No
322	GOM_NL__2PRFIN20091212_194200_000000572085_00071_40706_6276.N1	12-DEC-2009 19:42:00	Straylight	57.000	23	21Eps CMa	1.5020	26000.	114	40706	No
323	GOM_NL__2PRFIN20091212_194647_000000552085_00071_40706_6277.N1	12-DEC-2009 19:46:47	Straylight	55.000	47	2Bet CMa	1.9760	28000.	110	40706	No
324	GOM_NL__2PRFIN20091212_195025_000000492085_00071_40706_6278.N1	12-DEC-2009 19:50:25	Straylight	49.000	7	19Bet Ori	0.10000	14000.	98	40706	No
325	GOM_NL__2PRFIN20091212_195247_000000502085_00071_40706_6279.N1	12-DEC-2009 19:52:47	Straylight	50.000	30	46Eps Ori	1.6940	30000.	100	40706	No
326	GOM_NL__2PRFIN20091212_195512_000000482085_00071_40706_6280.N1	12-DEC-2009 19:55:12	Twi_and_stray	48.000	27	24Gam Ori	1.6360	26000.	96	40706	No
327	GOM_NL__2PRFIN20091212_195751_000000552085_00071_40706_6281.N1	12-DEC-2009 19:57:51	Twi_and_stray	55.000	13	87Alp Tau	0.86700	3800.0	110	40706	No
328	GOM_NL__2PRFIN20091212_200022_000000462085_00071_40706_6282.N1	12-DEC-2009 20:00:22	Bright	45.500	176	23Zet Tau	3.0200	22000.	91	40706	No
329	GOM_NL__2PRFIN20091212_200224_000000452085_00071_40706_6283.N1	12-DEC-2009 20:02:24	Bright	45.000	28	12Bet Tau	1.6500	15200.	90	40706	No
330	GOM_NL__2PRFIN20091212_200426_000000362085_00071_40706_6284.N1	12-DEC-2009 20:04:26	Bright	36.000	149	45Eps Per	2.8880	30000.	72	40706	No
331	GOM_NL__2PRFIN20091212_200612_000000482085_00071_40706_6285.N1	12-DEC-2009 20:06:12	Bright	48.000	107	37The Aur	2.6490	11000.	96	40706	No
332	GOM_NL__2PRFIN20091212_200819_000000472085_00071_40706_6286.N1	12-DEC-2009 20:08:19	Bright	46.500	42	34Bet Aur	1.9000	10200.	93	40706	No
333	GOM_NL__2PRFIN20091212_202349_000000492085_00071_40706_6287.N1	12-DEC-2009 20:23:49	Bright	48.500	36	50Alp UMa	1.8000	6300.0	97	40706	No
334	GOM_NL__2PRFIN20091212_202749_000000402085_00071_40706_6288.N1	12-DEC-2009 20:27:49	Bright	40.000	32	77Eps UMa	1.7630	11000.	80	40706	No
335	GOM_NL__2PRFIN20091212_203016_000000422085_00071_40706_6289.N1	12-DEC-2009 20:30:16	Bright	41.500	39	85Eta UMa	1.8540	24000.	83	40706	No
336	GOM_NL__2PRFIN20091212_203330_000000362085_00071_40706_6290.N1	12-DEC-2009 20:33:30	Bright	35.500	180	27Gam Boo	3.0400	8000.0	71	40706	No
337	GOM_NL__2PRFIN20091212_203953_000000382085_00071_40706_6291.N1	12-DEC-2009 20:39:53	Bright	37.500	111	8Eta Boo	2.6800	6000.0	75	40706	No

338	GOM_NL__2PRFIN20091212_204337_000000542085_00071_40706_6292.N1	12-DEC-2009 20:43:37	Bright	53.500	138	47Eps Vir	2.8280	4700.0	107	40706	No
339	GOM_NL__2PRFIN20091212_204932_000000452085_00071_40706_6293.N1	12-DEC-2009 20:49:32	Twilight	45.000	15	67Alp Vir	0.97600	28000.	90	40706	No
340	GOM_NL__2PRFIN20091212_205301_000000442085_00071_40706_6294.N1	12-DEC-2009 20:53:01	Twilight	43.500	169	46Gam Hya	2.9910	4700.0	87	40706	No
341	GOM_NL__2PRFIN20091212_205505_000000542085_00071_40706_6295.N1	12-DEC-2009 20:55:05	Dark	54.000	100	4Gam Crv	2.5800	13100.	108	40706	No
342	GOM_NL__2PRFIN20091212_205642_000000522085_00071_40706_6296.N1	12-DEC-2009 20:56:42	Dark	52.000	171	2Eps Crv	3.0010	4250.0	104	40706	No
343	GOM_NL__2PRFIN20091212_210026_000000432085_00071_40706_6297.N1	12-DEC-2009 21:00:26	Dark	43.000	64	Gam Cen	2.2000	10600.	86	40706	No
344	GOM_NL__2PRFIN20091212_210201_000000412085_00072_40707_6279.N1	12-DEC-2009 21:02:01	Dark	40.500	99	Del Cen	2.5750	26000.	81	40707	No
345	GOM_NL__2PRFIN20091212_210542_000000472085_00072_40707_6280.N1	12-DEC-2009 21:05:42	Dark	46.500	113	Mu Vel	2.6920	5000.0	93	40707	No
346	GOM_NL__2PRFIN20091212_210941_000000402085_00072_40707_6281.N1	12-DEC-2009 21:09:41	Dark	39.500	71	Iot Car	2.2460	7700.0	79	40707	No
347	GOM_NL__2PRFIN20091212_211416_000000512085_00072_40707_6282.N1	12-DEC-2009 21:14:16	Dark	50.500	34	Gam2Vel	1.7930	23000.	101	40707	No
348	GOM_NL__2PRFIN20091212_211639_000000562085_00072_40707_6283.N1	12-DEC-2009 21:16:39	Dark	56.000	2	Alp Car	-0.73600	7000.0	112	40707	No
349	GOM_NL__2PRFIN20091212_211914_000000562085_00072_40707_6284.N1	12-DEC-2009 21:19:14	Dark	55.500	117	Pi Pup	2.7060	3800.0	111	40707	No
350	GOM_NL__2PRFIN20091212_212236_000000552085_00072_40707_6285.N1	12-DEC-2009 21:22:36	Straylight	55.000	23	21Eps CMa	1.5020	26000.	110	40707	No
351	GOM_NL__2PRFIN20091212_212723_000000542085_00072_40707_6286.N1	12-DEC-2009 21:27:23	Straylight	54.000	47	2Bet CMa	1.9760	28000.	108	40707	No
352	GOM_NL__2PRFIN20091212_213101_000000532085_00072_40707_6287.N1	12-DEC-2009 21:31:01	Straylight	53.000	7	19Bet Ori	0.10000	14000.	106	40707	No
353	GOM_NL__2PRFIN20091212_213323_000000512085_00072_40707_6288.N1	12-DEC-2009 21:33:23	Straylight	51.000	30	46Eps Ori	1.6940	30000.	102	40707	No
354	GOM_NL__2PRFIN20091212_213548_000000502085_00072_40707_6289.N1	12-DEC-2009 21:35:48	Twilight	49.500	27	24Gam Ori	1.6360	26000.	99	40707	No
355	GOM_NL__2PRFIN20091212_213827_000000472085_00072_40707_6290.N1	12-DEC-2009 21:38:27	Twilight	47.000	13	87Alp Tau	0.86700	3800.0	94	40707	No
356	GOM_NL__2PRFIN20091212_214057_000000442085_00072_40707_6291.N1	12-DEC-2009 21:40:57	Bright	44.000	176	23Zet Tau	3.0200	22000.	88	40707	No
357	GOM_NL__2PRFIN20091212_214300_000000432085_00072_40707_6292.N1	12-DEC-2009 21:43:00	Bright	42.500	28	12Bet Tau	1.6500	15200.	85	40707	No
358	GOM_NL__2PRFIN20091212_214502_000000382085_00072_40707_6293.N1	12-DEC-2009 21:45:02	Bright	37.500	149	45Eps Per	2.8880	30000.	75	40707	No
359	GOM_NL__2PRFIN20091212_214647_000000462085_00072_40707_6294.N1	12-DEC-2009 21:46:47	Bright	46.000	107	37The Aur	2.6490	11000.	92	40707	No
360	GOM_NL__2PRFIN20091212_214855_000000662085_00072_40707_6295.N1	12-DEC-2009 21:48:55	Bright	66.000	42	34Bet Aur	1.9000	10200.	132	40707	No
361	GOM_NL__2PRFIN20091212_220424_000000482085_00072_40707_6296.N1	12-DEC-2009 22:04:24	Bright	48.000	36	50Alp UMa	1.8000	6300.0	96	40707	No
362	GOM_NL__2PRFIN20091212_220824_000000452085_00072_40707_6297.N1	12-DEC-2009 22:08:24	Bright	45.000	32	77Eps UMa	1.7630	11000.	90	40707	No
363	GOM_NL__2PRFIN20091212_221052_000000572085_00072_40707_6298.N1	12-DEC-2009 22:10:52	Bright	57.000	39	85Eta UMa	1.8540	24000.	114	40707	No
364	GOM_NL__2PRFIN20091212_221406_000000372085_00072_40707_6299.N1	12-DEC-2009 22:14:06	Bright	37.000	180	27Gam Boo	3.0400	8000.0	74	40707	No
365	GOM_NL__2PRFIN20091212_222029_000000392085_00072_40707_6300.N1	12-DEC-2009 22:20:29	Bright	39.000	111	8Eta Boo	2.6800	6000.0	78	40707	No
366	GOM_NL__2PRFIN20091212_222413_000000542085_00072_40707_6301.N1	12-DEC-2009 22:24:13	Bright	54.000	138	47Eps Vir	2.8280	4700.0	108	40707	No
367	GOM_NL__2PRFIN20091212_223009_000000512085_00072_40707_6302.N1	12-DEC-2009 22:30:09	Twilight	50.500	15	67Alp Vir	0.97600	28000.	101	40707	No
368	GOM_NL__2PRFIN20091212_223338_000000462085_00072_40707_6303.N1	12-DEC-2009 22:33:38	Twilight	45.500	169	46Gam Hya	2.9910	4700.0	91	40707	No
369	GOM_NL__2PRFIN20091212_223543_000000542085_00072_40707_6304.N1	12-DEC-2009 22:35:43	Dark	53.500	100	4Gam Crv	2.5800	13100.	107	40707	No
370	GOM_NL__2PRFIN20091212_223719_000000632085_00072_40707_6305.N1	12-DEC-2009 22:37:19	Dark	63.000	171	2Eps Crv	3.0010	4250.0	126	40707	No
371	GOM_NL__2PRFIN20091212_224102_000000442085_00072_40707_6306.N1	12-DEC-2009 22:41:02	Dark	43.500	64	Gam Cen	2.2000	10600.	87	40707	No
372	GOM_NL__2PRFIN20091212_224237_000000412085_00073_40708_6288.N1	12-DEC-2009 22:42:37	Dark	40.500	99	Del Cen	2.5750	26000.	81	40708	No
373	GOM_NL__2PRFIN20091212_224619_000000422085_00073_40708_6289.N1	12-DEC-2009 22:46:19	Dark	42.000	113	Mu Vel	2.6920	5000.0	84	40708	No
374	GOM_NL__2PRFIN20091212_225018_000000432085_00073_40708_6290.N1	12-DEC-2009 22:50:18	Dark	42.500	71	Iot Car	2.2460	7700.0	85	40708	No
375	GOM_NL__2PRFIN20091212_225453_000000472085_00073_40708_6291.N1	12-DEC-2009 22:54:53	Dark	46.500	34	Gam2Vel	1.7930	23000.	93	40708	No
376	GOM_NL__2PRFIN20091212_225715_000000502085_00073_40708_6292.N1	12-DEC-2009 22:57:15	Dark	49.500	2	Alp Car	-0.73600	7000.0	99	40708	No
377	GOM_NL__2PRFIN20091212_225951_000000542085_00073_40708_6293.N1	12-DEC-2009 22:59:51	Dark	54.000	117	Pi Pup	2.7060	3800.0	108	40708	No
378	GOM_NL__2PRFIN20091212_230313_000000552085_00073_40708_6294.N1	12-DEC-2009 23:03:13	Straylight	55.000	23	21Eps CMa	1.5020	26000.	110	40708	No
379	GOM_NL__2PRFIN20091212_230759_000000532085_00073_40708_6295.N1	12-DEC-2009 23:07:59	Straylight	53.000	47	2Bet CMa	1.9760	28000.	106	40708	No
380	GOM_NL__2PRFIN20091212_231137_000000482085_00073_40708_6296.N1	12-DEC-2009 23:11:37	Straylight	47.500	7	19Bet Ori	0.10000	14000.	95	40708	No
381	GOM_NL__2PRFIN20091212_231359_000000512085_00073_40708_6297.N1	12-DEC-2009 23:13:59	Straylight	51.000	30	46Eps Ori	1.6940	30000.	102	40708	No
382	GOM_NL__2PRFIN20091212_231623_000000512085_00073_40708_6298.N1	12-DEC-2009 23:16:23	Twilight	51.000	27	24Gam Ori	1.6360	26000.	102	40708	No
383	GOM_NL__2PRFIN20091212_231903_000000482085_00073_40708_6299.N1	12-DEC-2009 23:19:03	Twilight	47.500	13	87Alp Tau	0.86700	3800.0	95	40708	No
384	GOM_NL__2PRFIN20091212_232133_000000442085_00073_40708_6300.N1	12-DEC-2009 23:21:33	Bright	43.500	176	23Zet Tau	3.0200	22000.	87	40708	No
385	GOM_NL__2PRFIN20091212_232335_000000452085_00073_40708_6301.N1	12-DEC-2009 23:23:35	Bright	44.500	28	12Bet Tau	1.6500	15200.	89	40708	No
386	GOM_NL__2PRFIN20091212_232538_000000372085_00073_40708_6302.N1	12-DEC-2009 23:25:38	Bright	36.500	149	45Eps Per	2.8880	30000.	73	40708	No
387	GOM_NL__2PRFIN20091212_232722_000000662085_00073_40708_6303.N1	12-DEC-2009 23:27:22	Bright	66.000	107	37The Aur	2.6490	11000.	132	40708	No
388	GOM_NL__2PRFIN20091212_232930_000000452085_00073_40708_6304.N1	12-DEC-2009 23:29:30	Bright	44.500	42	34Bet Aur	1.9000	10200.	89	40708	No
389	GOM_NL__2PRFIN20091212_234500_000000432085_00073_40708_6305.N1	12-DEC-2009 23:45:00	Bright	43.000	36	50Alp UMa	1.8000	6300.0	86	40708	No
390	GOM_NL__2PRFIN20091212_234900_000000442085_00073_40708_6306.N1	12-DEC-2009 23:49:00	Bright	44.000	32	77Eps UMa	1.7630	11000.	88	40708	No
391	GOM_NL__2PRFIN20091212_235128_000000382085_00073_40708_6307.N1	12-DEC-2009 23:51:28	Bright	38.000	39	85Eta UMa	1.8540	24000.	76	40708	No
392	GOM_NL__2PRFIN20091212_235442_000000382085_00073_40708_6308.N1	12-DEC-2009 23:54:42	Bright	37.500	180	27Gam Boo	3.0400	8000.0	75	40708	No

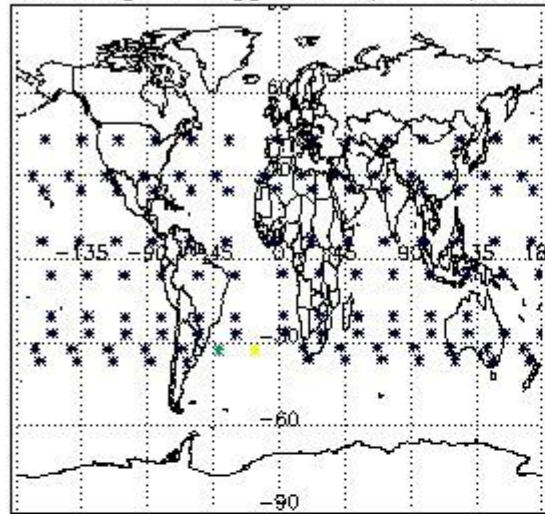
In this section it is plotted some information contained in the Quality Summary data set of the level 2 products. Only products in dark limb conditions and without errors (error flag in the MPH set to "0") are used.

3.1 Plot quality information per product (time dependant)

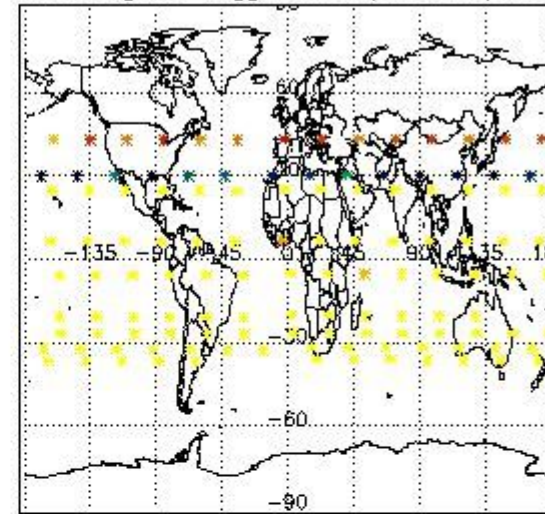


3.2 Plot quality information per product (world map)

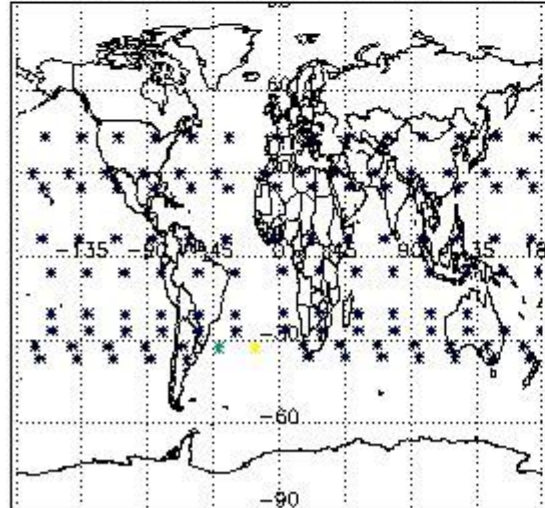
Percentage of flagged data per O3 profile



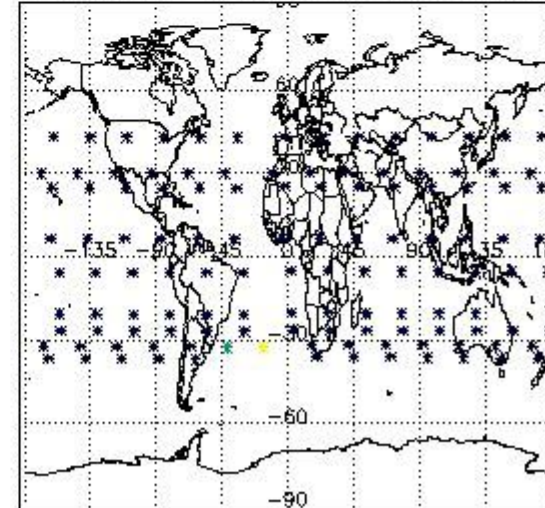
Percentage of flagged data per H2O profile



Percentage of flagged data per NO2 profile



Percentage of flagged data per NO3 profile

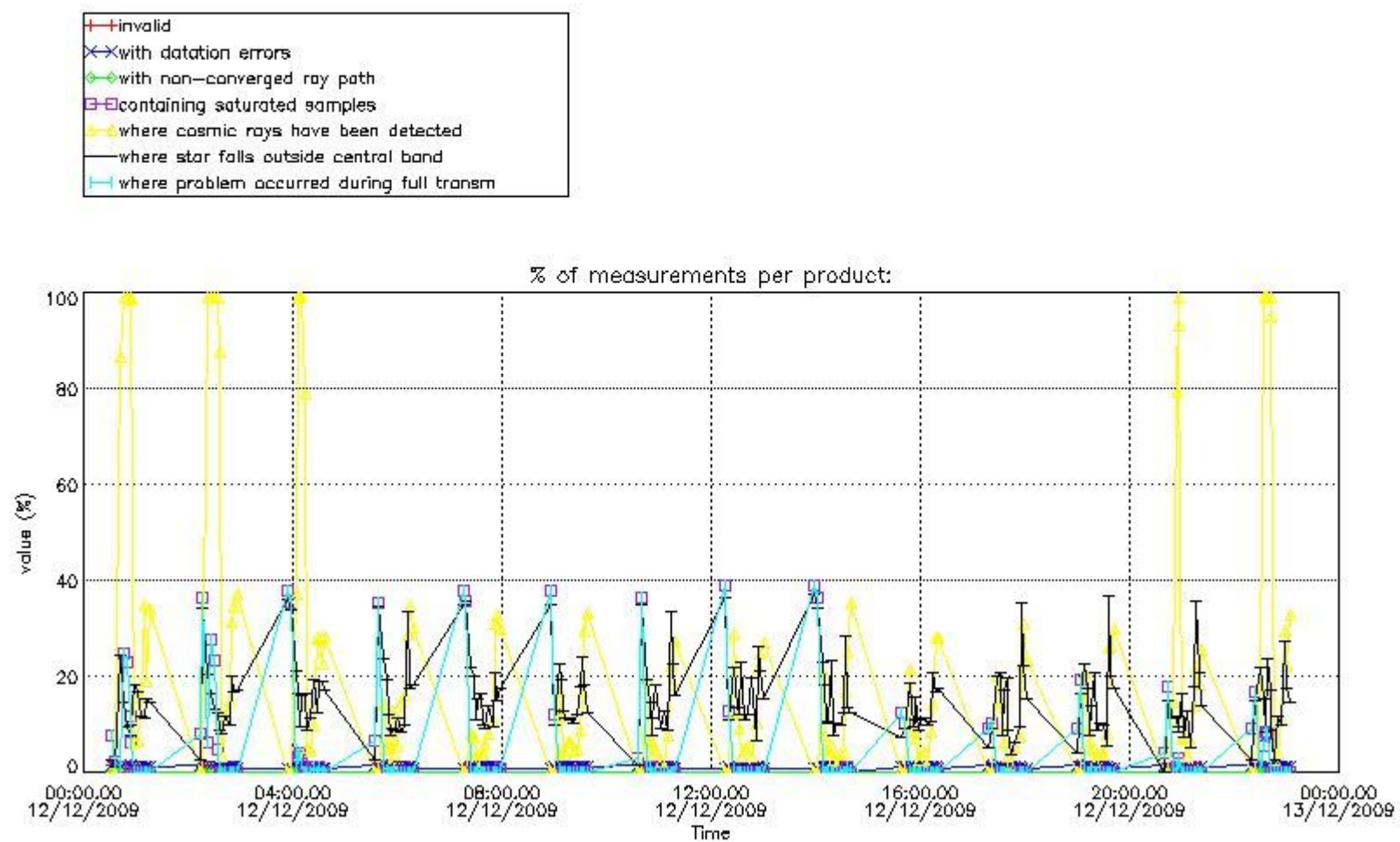


4. Level 1 quality information per product

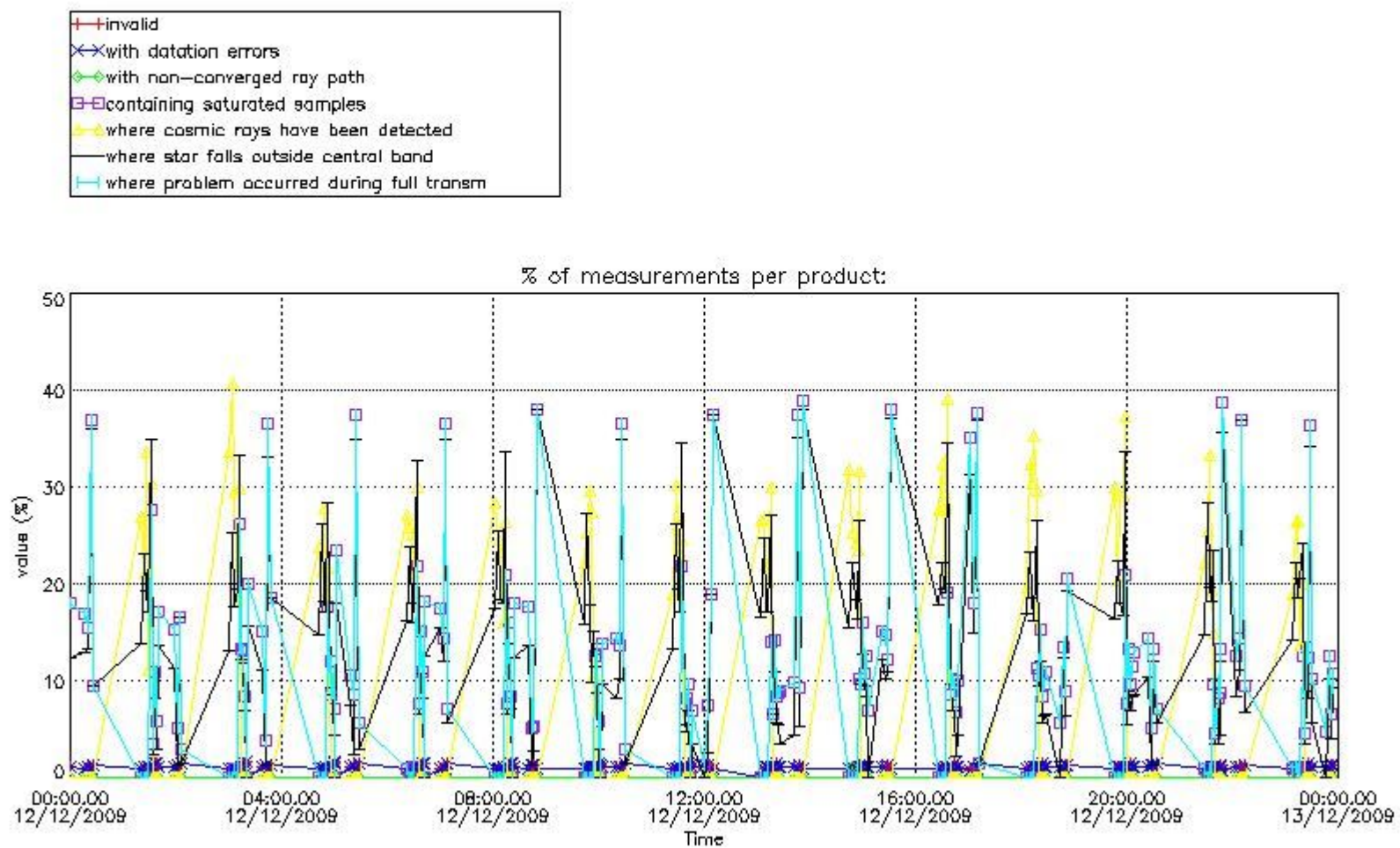
In this section it is plotted some information contained in the Quality Summary data set of the level 2 products that comes from the level 1b processing. Products without errors (error flag in the MPH set to "0") are used.

4.1 Plot quality information per product (time dependant) coming from level 1b processing

4.1.1 Plot level 1 quality information per product (time dependant): ENVISAT ASCENDING passes



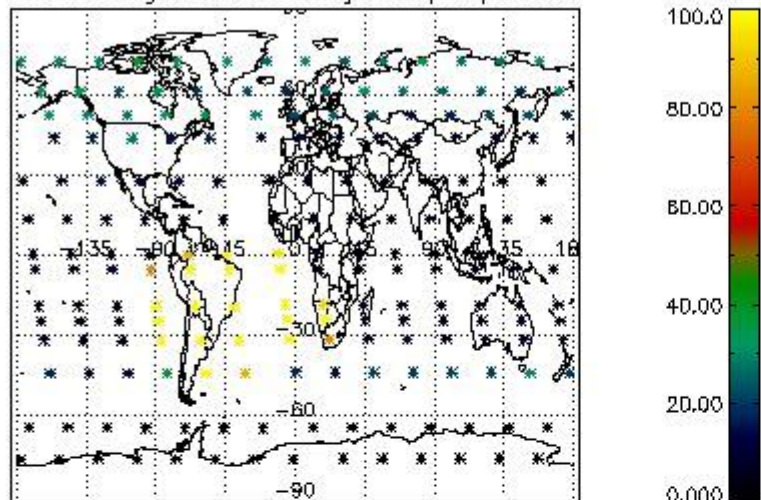
4.1.2 Plot level 1 quality information per product (time dependant): ENVISAT DESCENDING passes



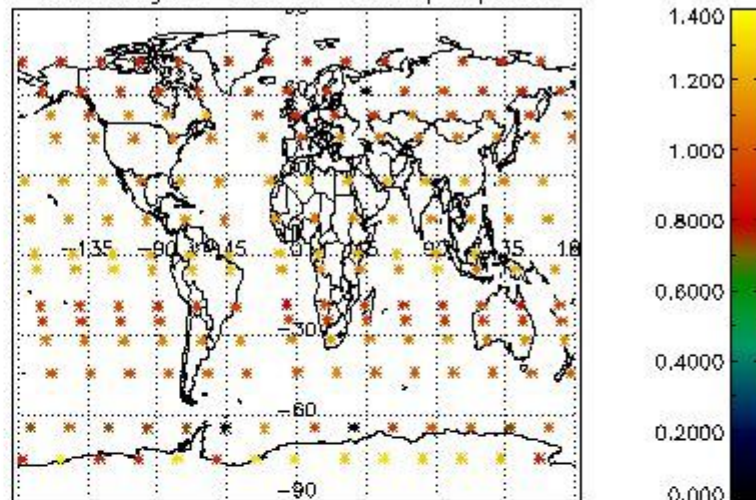
4.2 Plot quality information per product coming from level 1b processing (world map)

4.2.1 Plot level 1 quality information per product (world map): ENVISAT ASCENDING passes

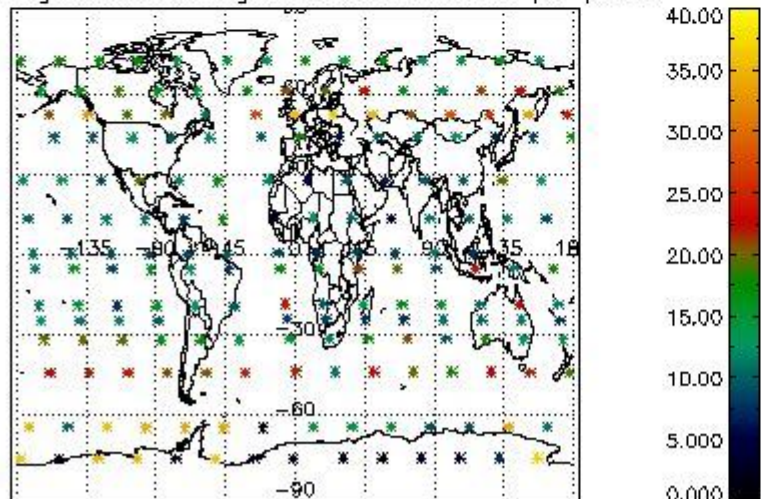
Percentage of cosmic ray hits per profile



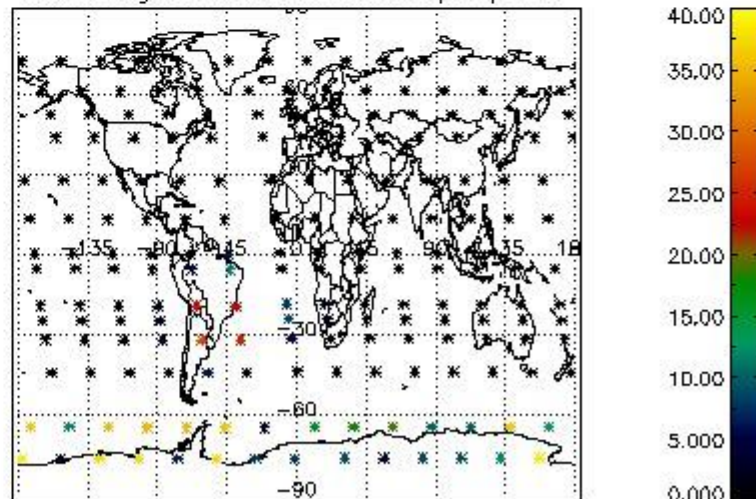
Percentage of datation errors per profile



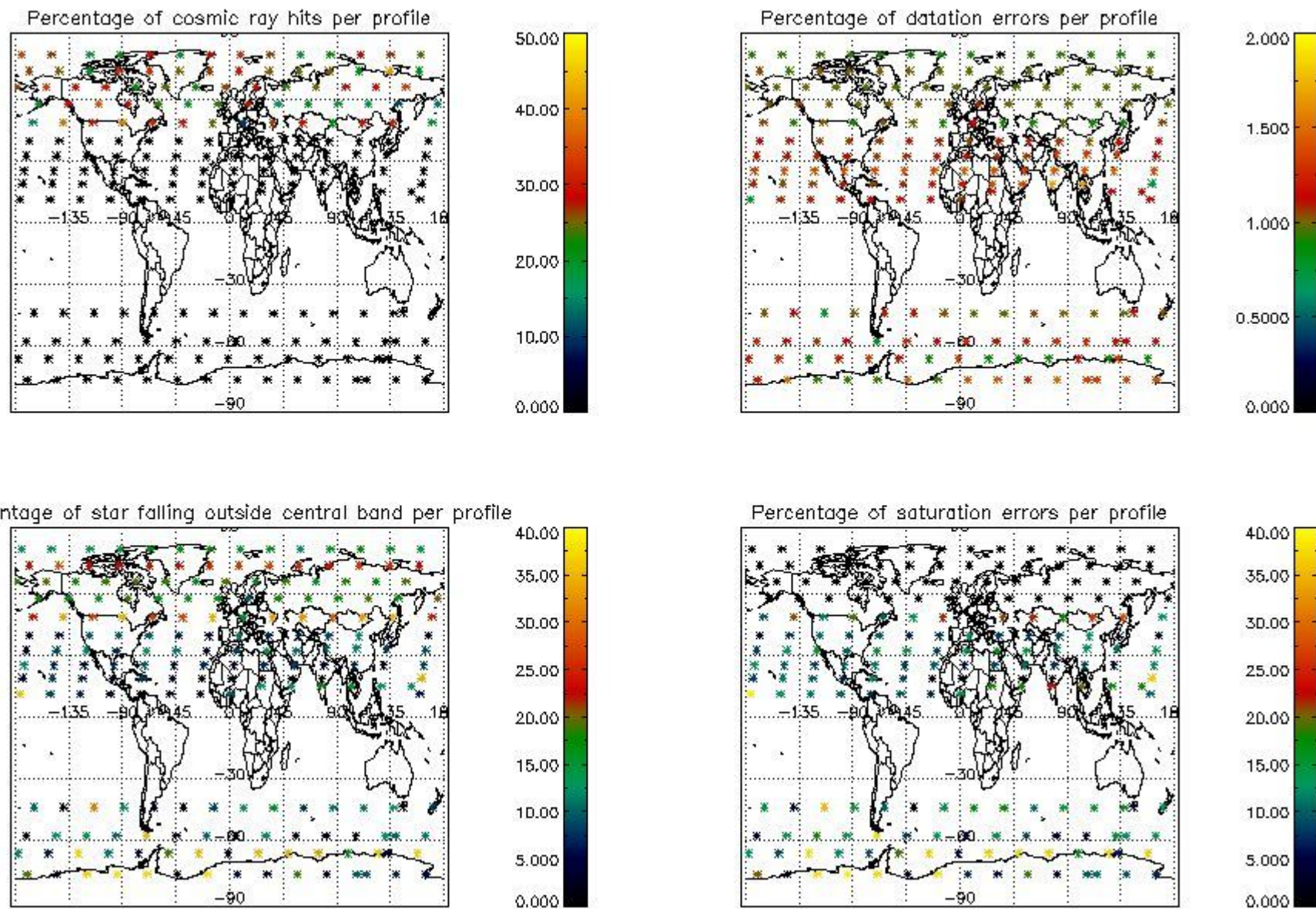
Percentage of star falling outside central band per profile



Percentage of saturation errors per profile



4.2.2 Plot level 1 quality information per product (world map): ENVISAT DESCENDING passes



5. Trace gas profiles

5.1 Ozone statistics based on quality of products

The final quality of the products can be "measured" using the STD (Standard Deviation) attached to every point profile. This information is written to the parameter GOM_NL__2P/NL_LOCAL_SPECIES_DENSITY/o3_std of the level 2 products. The table below shows the statistics for given STD ranges.

The statistics are given with respect to the overall valid production:

- Products without fatal errors: GOM_NL__2P/MPH/PRODUCT_ERR=0
- Valid point profile: GOM_NL__2P/NL_LOCAL_SPECIES_DENSITY/pcd(0)=0

The 'Criteria' is applied to valid points of dark limb products:

- Products in dark limb illumination condition: GOM_NL__2P/NL_SUMMARY_QUALITY/obs_ill_cond=0
- Products without fatal errors: GOM_NL__2P/MPH/PRODUCT_ERR=0
- Valid point profile: GOM_NL__2P/NL_LOCAL_SPECIES_DENSITY/pcd(0)=0

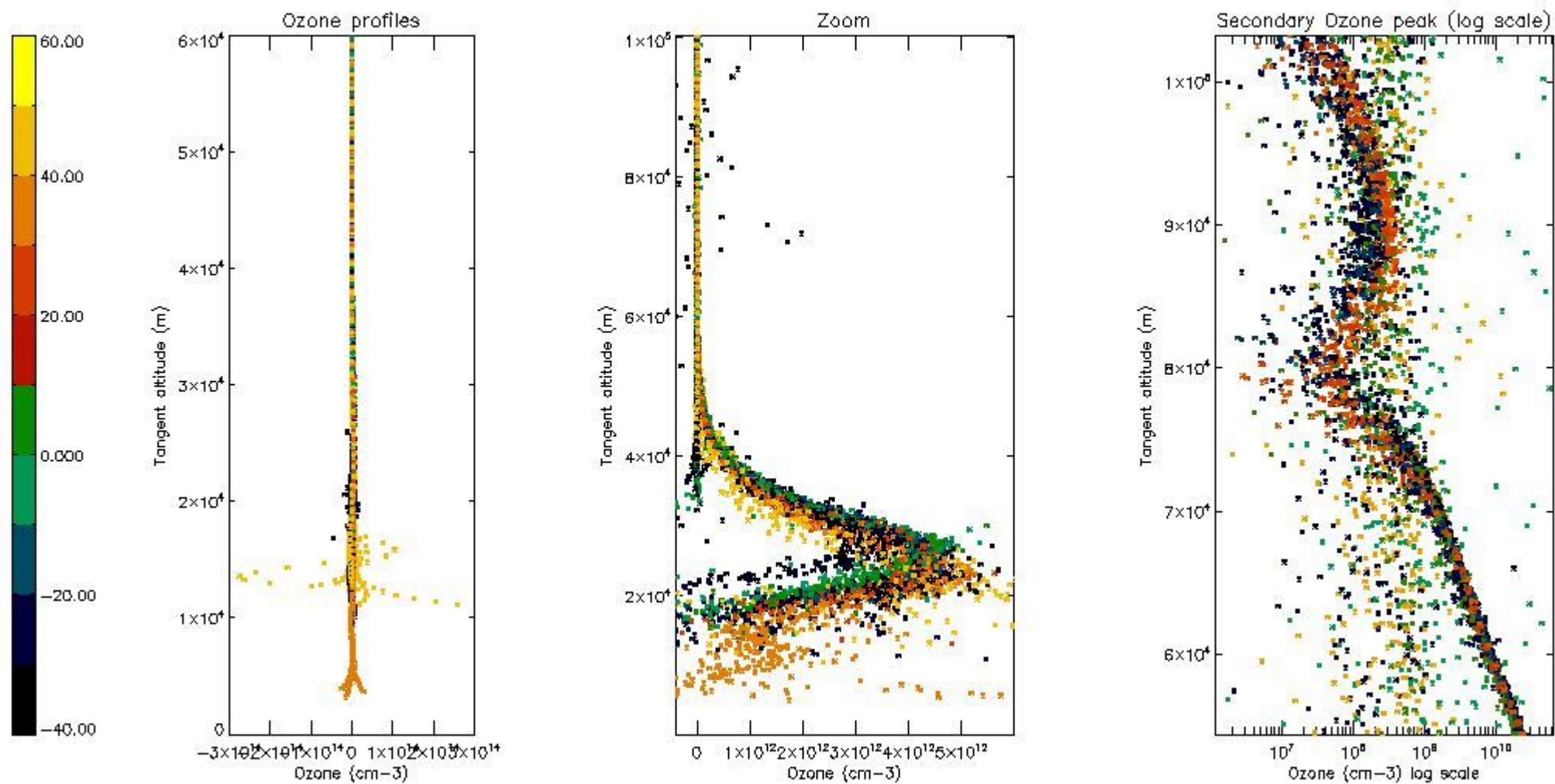
So, the table below shows the percentage of dark limb and valid observations for each criteria with respect to the overall valid daily observations.

Criteria	% of total production
All STD	32
STD < 20	14

STD < 10	10
STD < 5	6

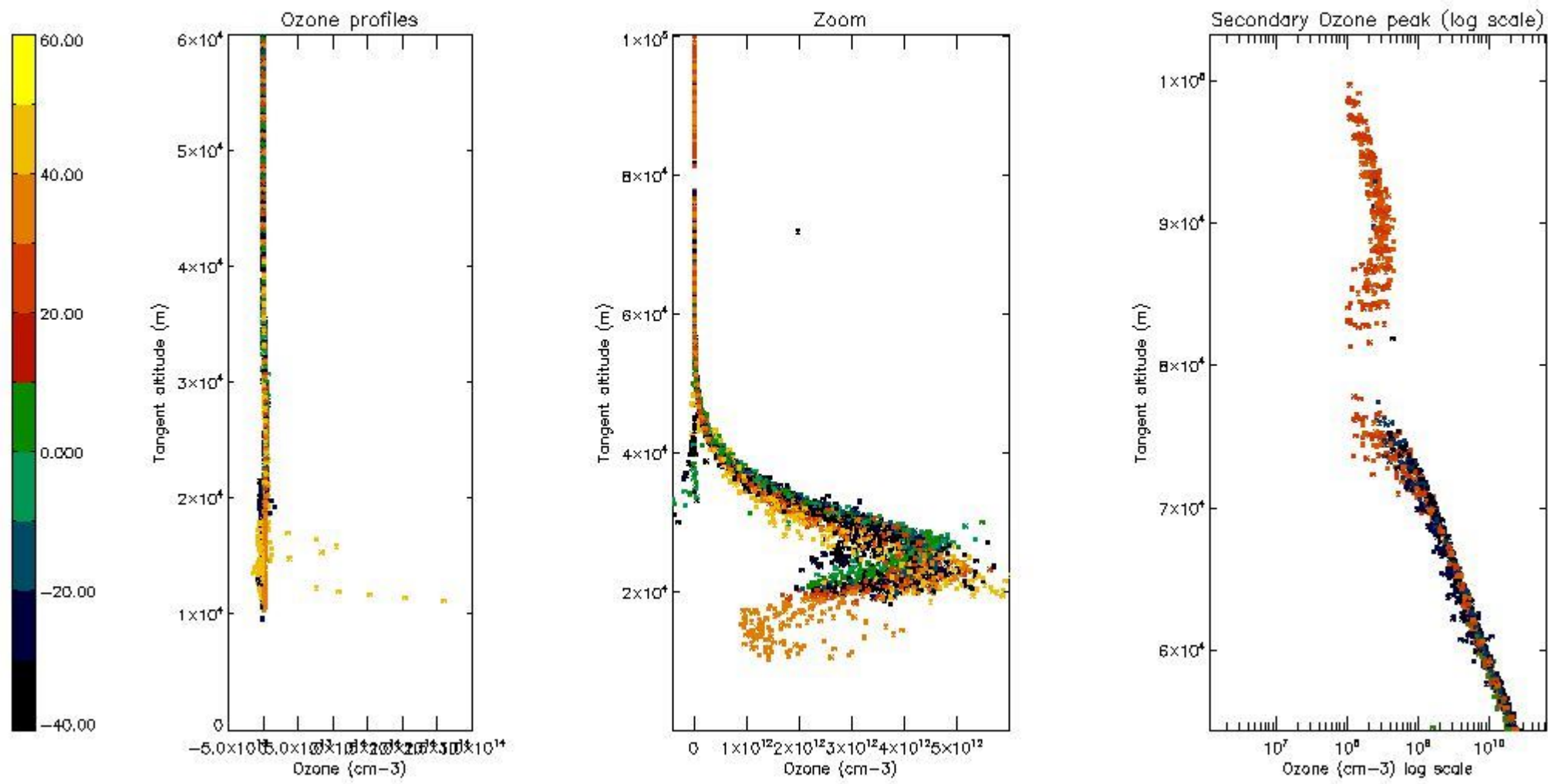
5.2 Plot ozone profiles for all STD (dark without errors)

The colorbar represents the latitude.



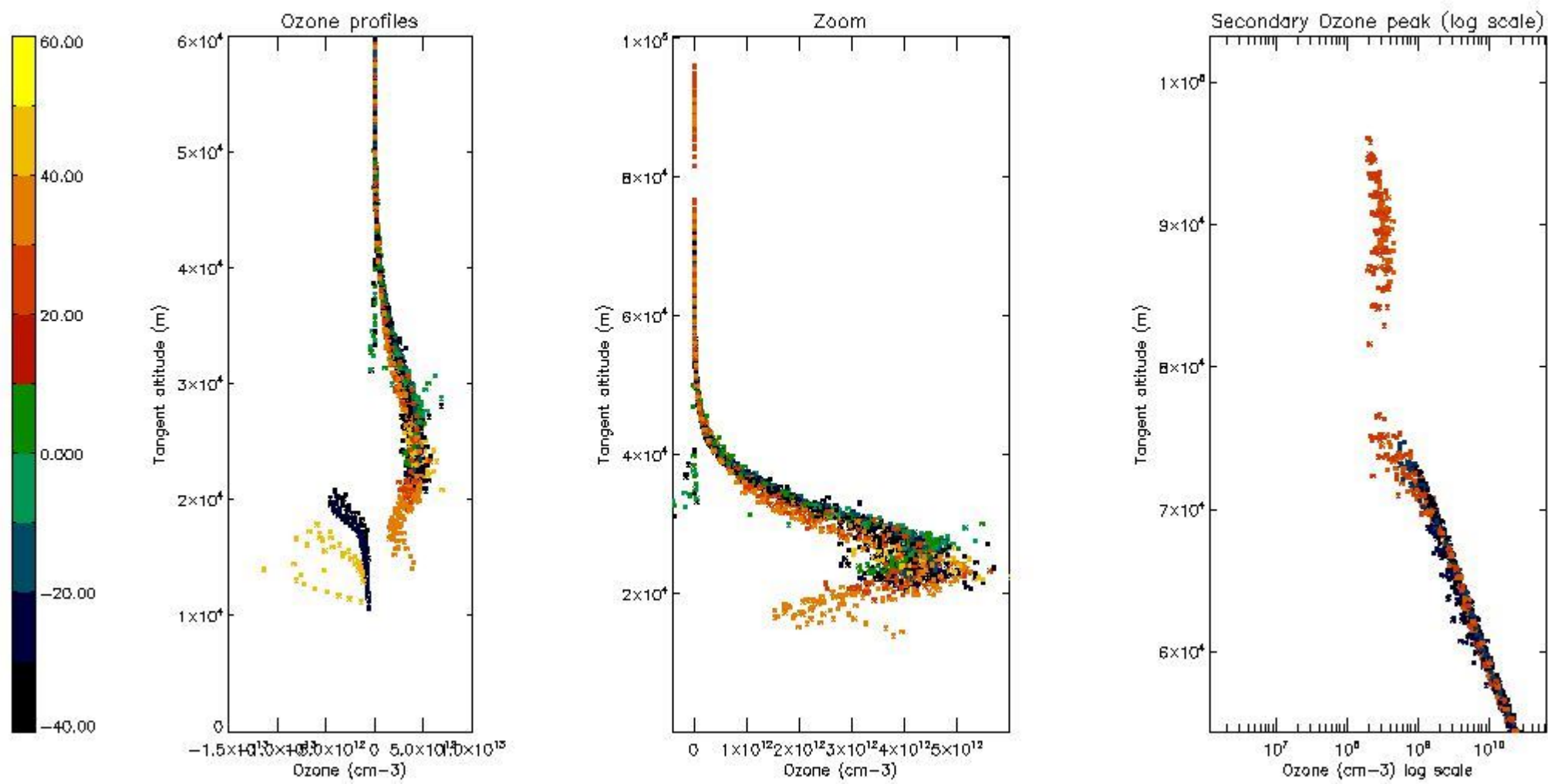
5.3 Plot ozone profiles where STD < 20% (dark without errors)

The colorbar represents the latitude.



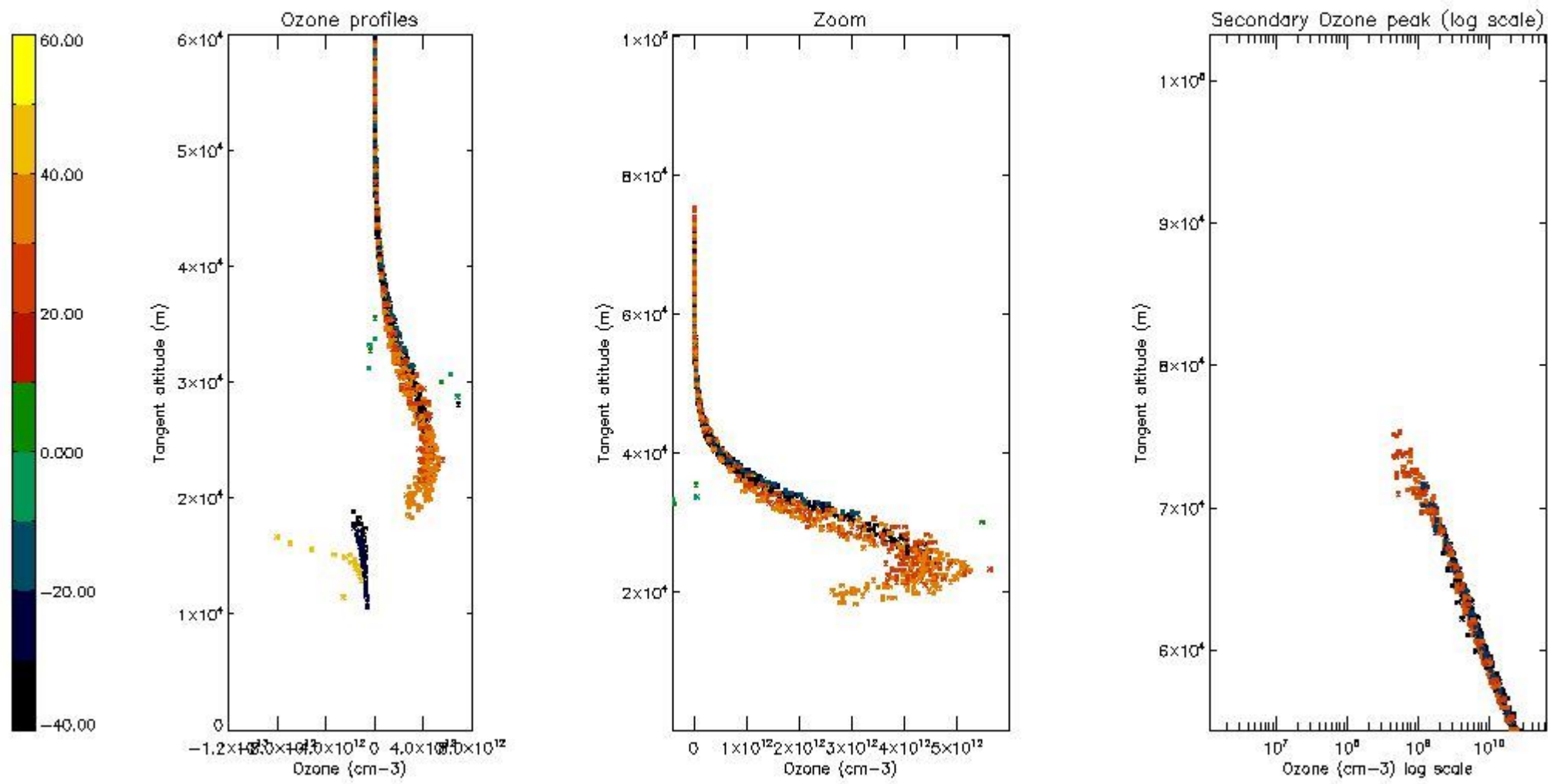
5.4 Plot ozone profiles where $STD < 10\%$ (dark without errors)

The colorbar represents the latitude.



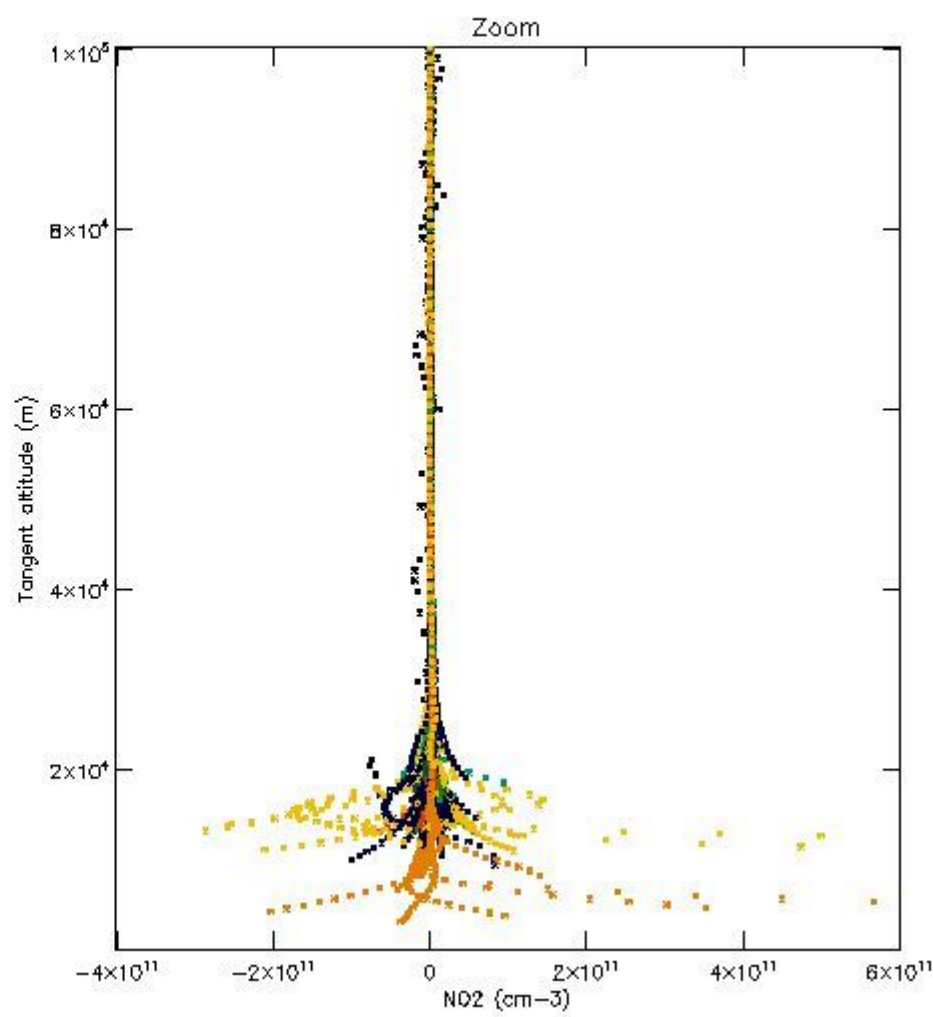
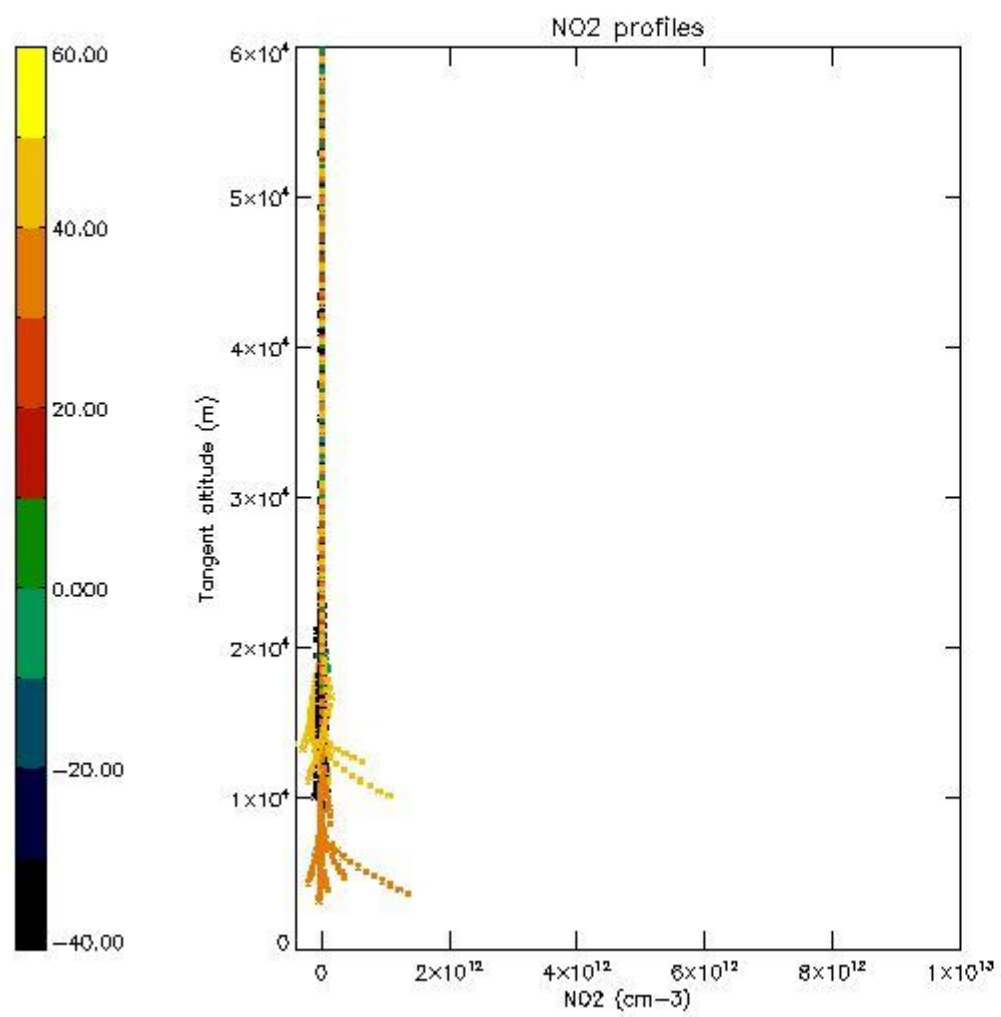
5.5 Plot ozone profiles where STD < 5% (dark without errors)

The colorbar represents the latitude.



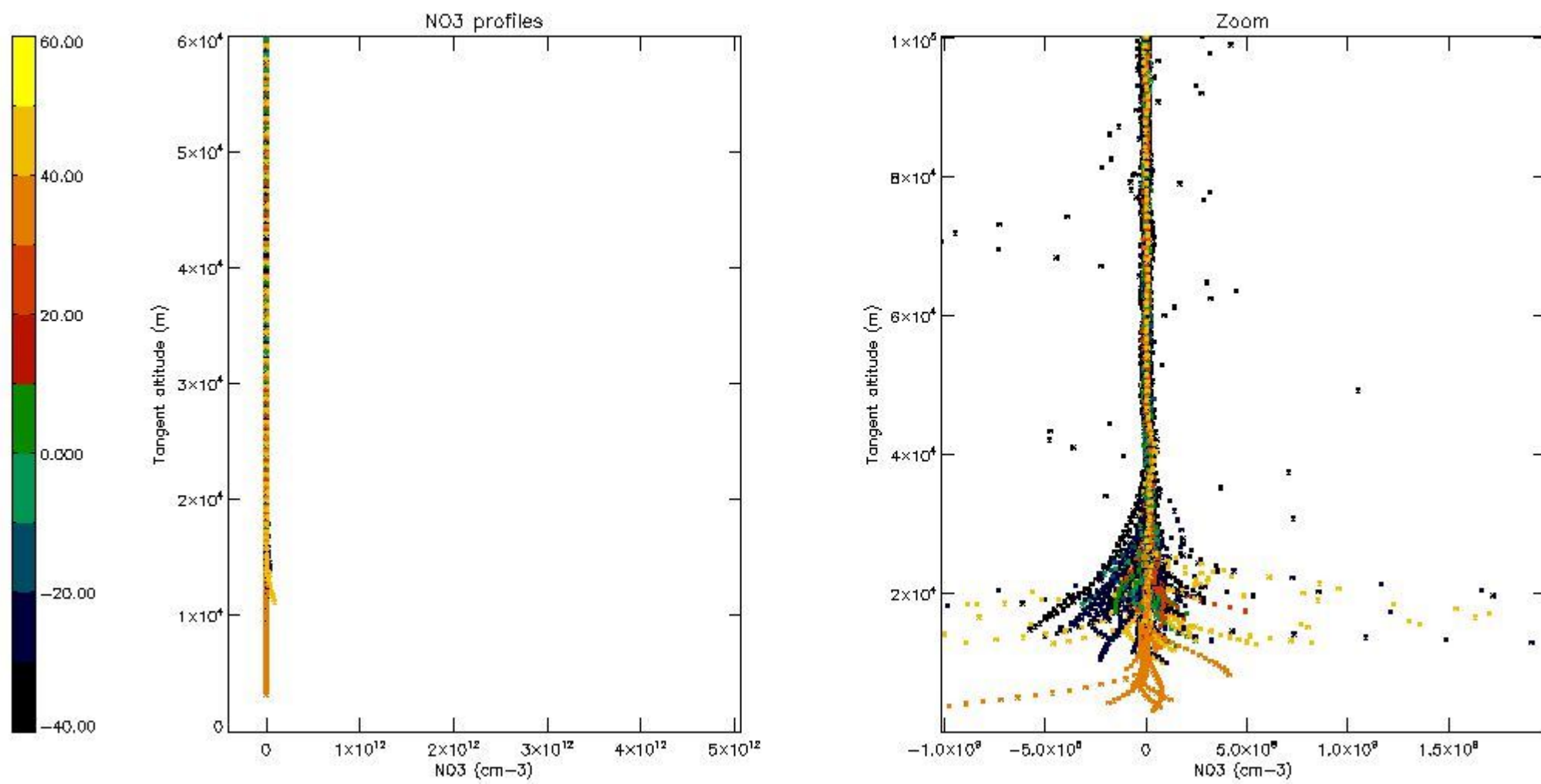
5.6 Plot NO₂ profiles for all STD (dark without errors)

The colorbar represents the latitude.



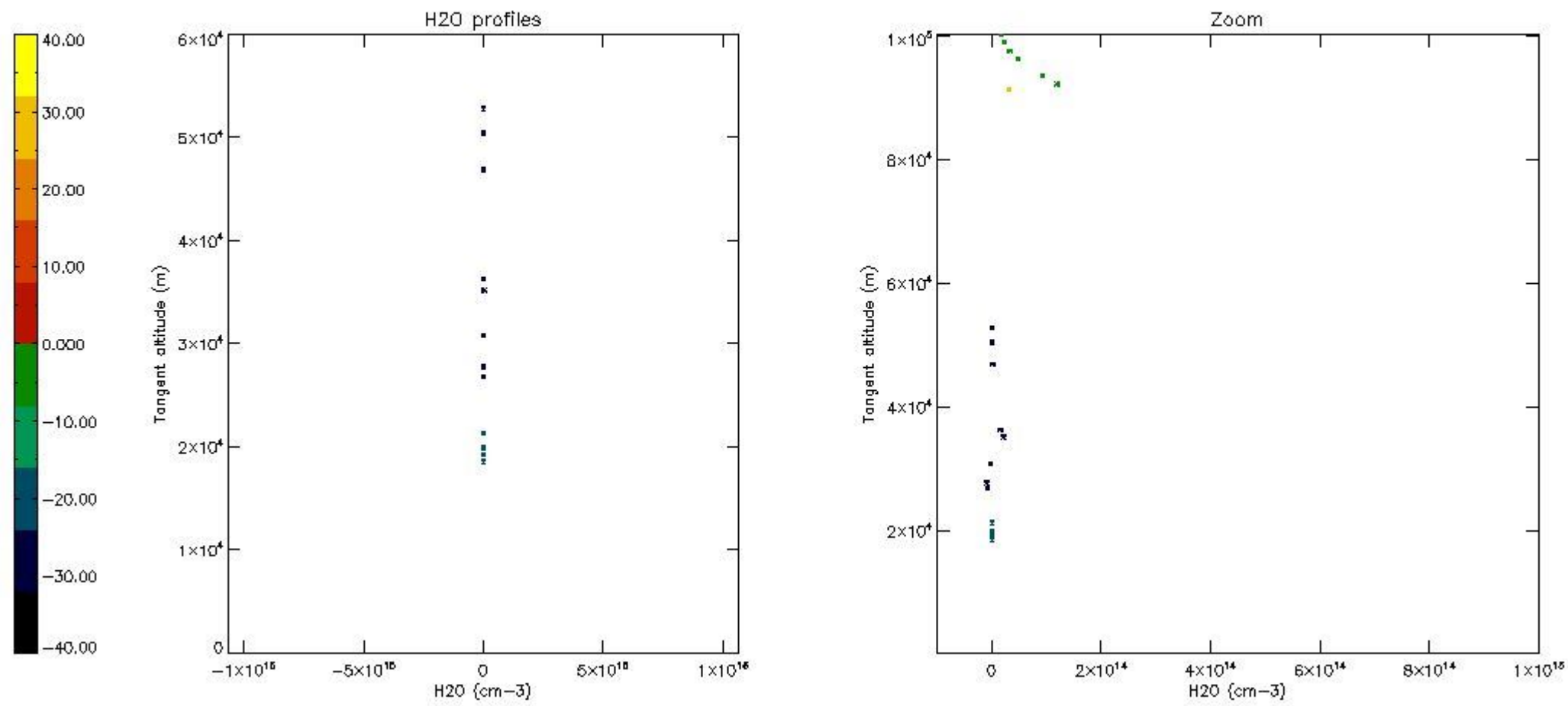
5.7 Plot NO3 profiles for all STD (dark without errors)

The colorbar represents the latitude.



5.8 Plot H2O profiles for all STD (only for occultations of stars 1,2,3,4,13,14,16,26,63 dark without errors)

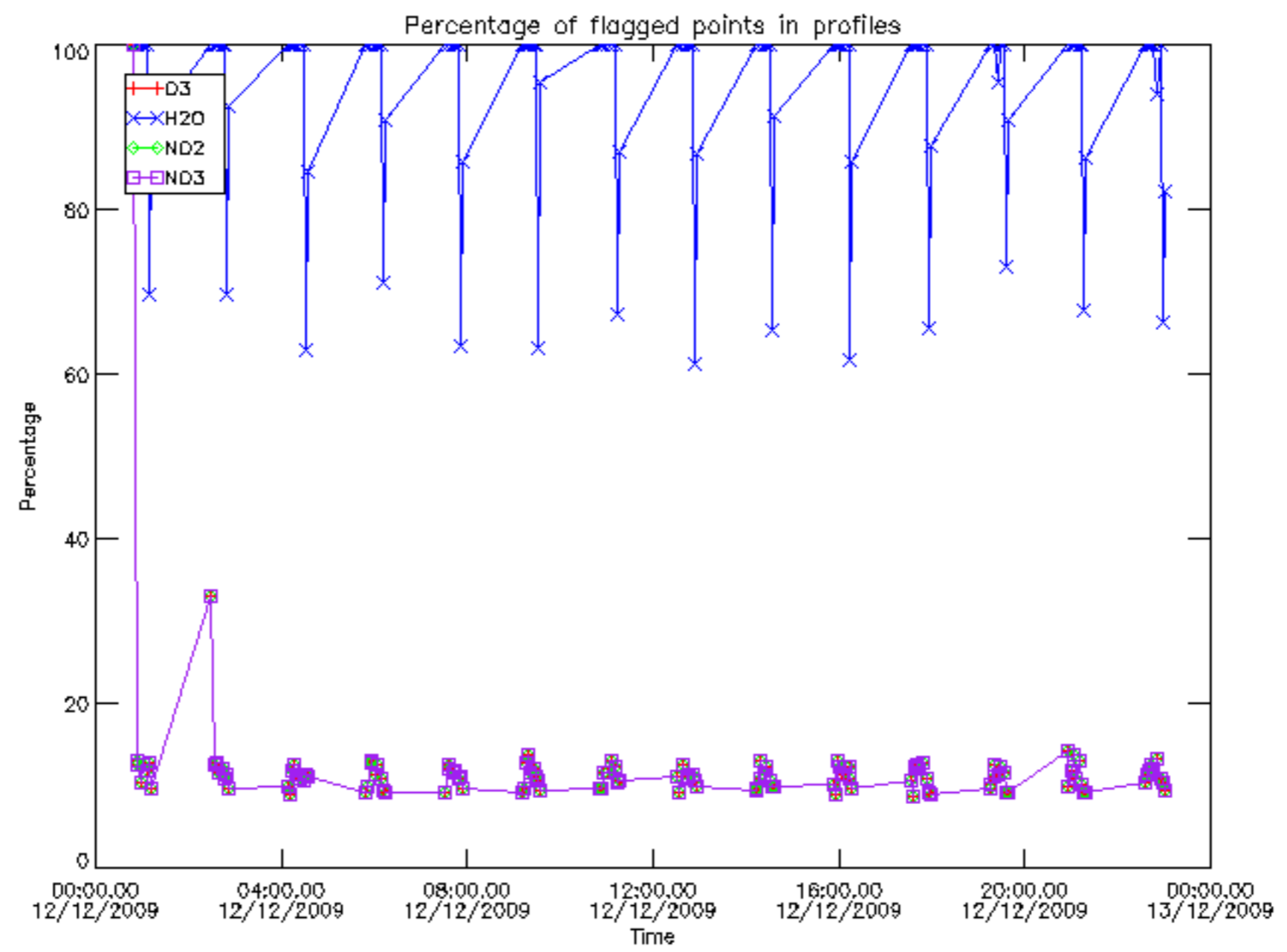
The colorbar represents the latitude.



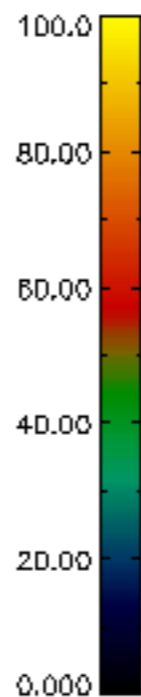
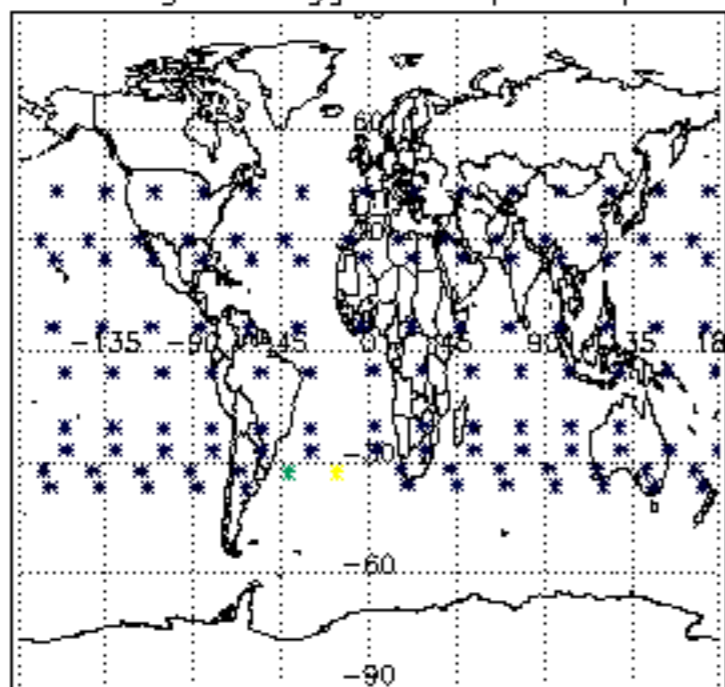
6. Auxiliary Data Files used for the production reported in section 2

The number reported in the third column indicates since which file (see list in section 2) the corresponding auxiliary file has been used. The fourth column is the date of those product files.

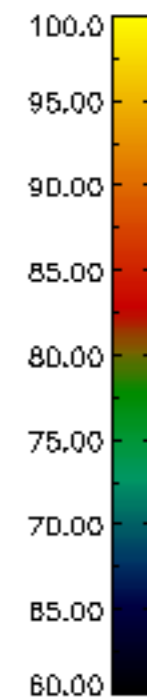
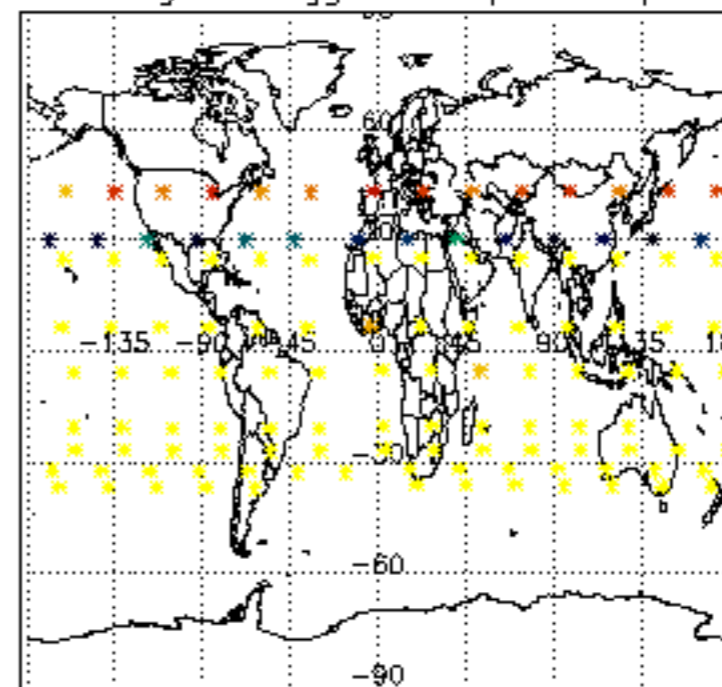
Type	Auxiliary Filename	Used since product	Used since product date
INST_PHYS_CHARACTERISTICS	GOM_INS_AXVIEC20091111_143220_20030716_120000_20500101_000000	1	12-DEC-2009 00:00:09
LEVEL-2_PROC_CONFIG	GOM_PR2_AXVIEC20091111_152718_20020301_000000_20500101_000000	1	12-DEC-2009 00:00:09
CROSS_SECTIONS_FILE	GOM_CRS_AXVIEC20091111_154832_20020301_000000_20500101_000000	1	12-DEC-2009 00:00:09



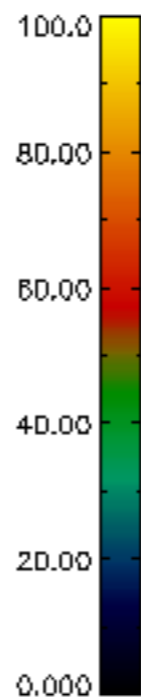
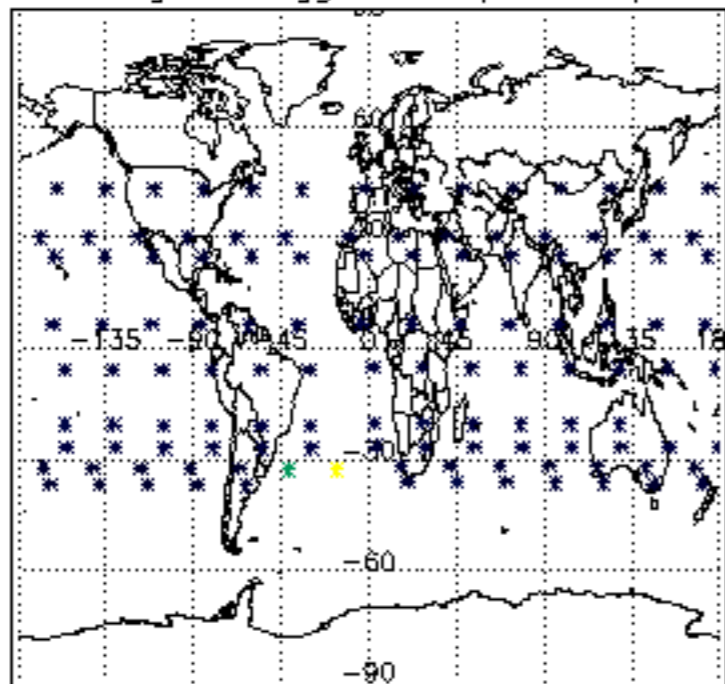
Percentage of flagged data per D3 profile



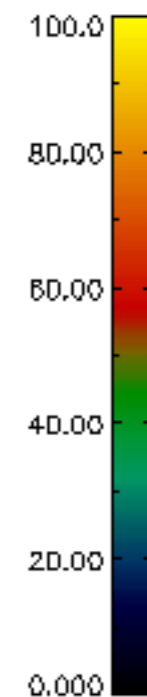
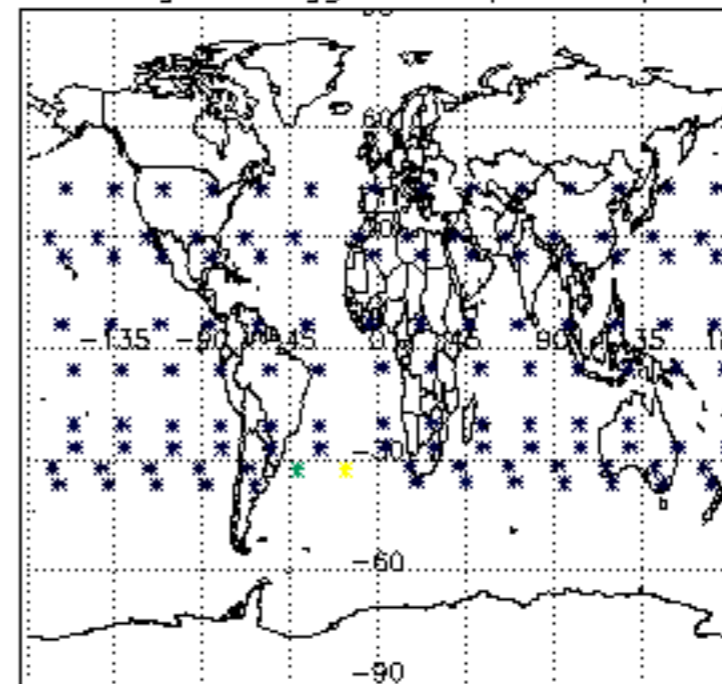
Percentage of flagged data per H2O profile

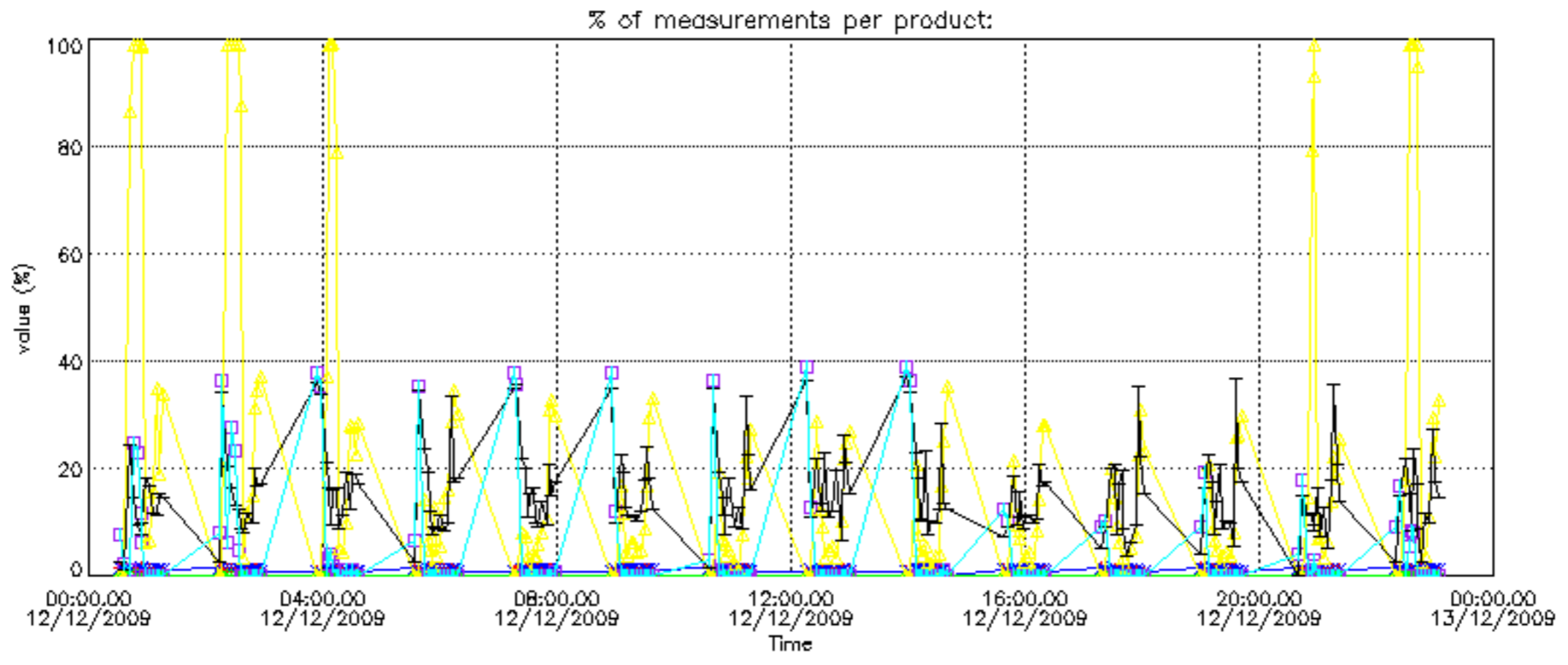


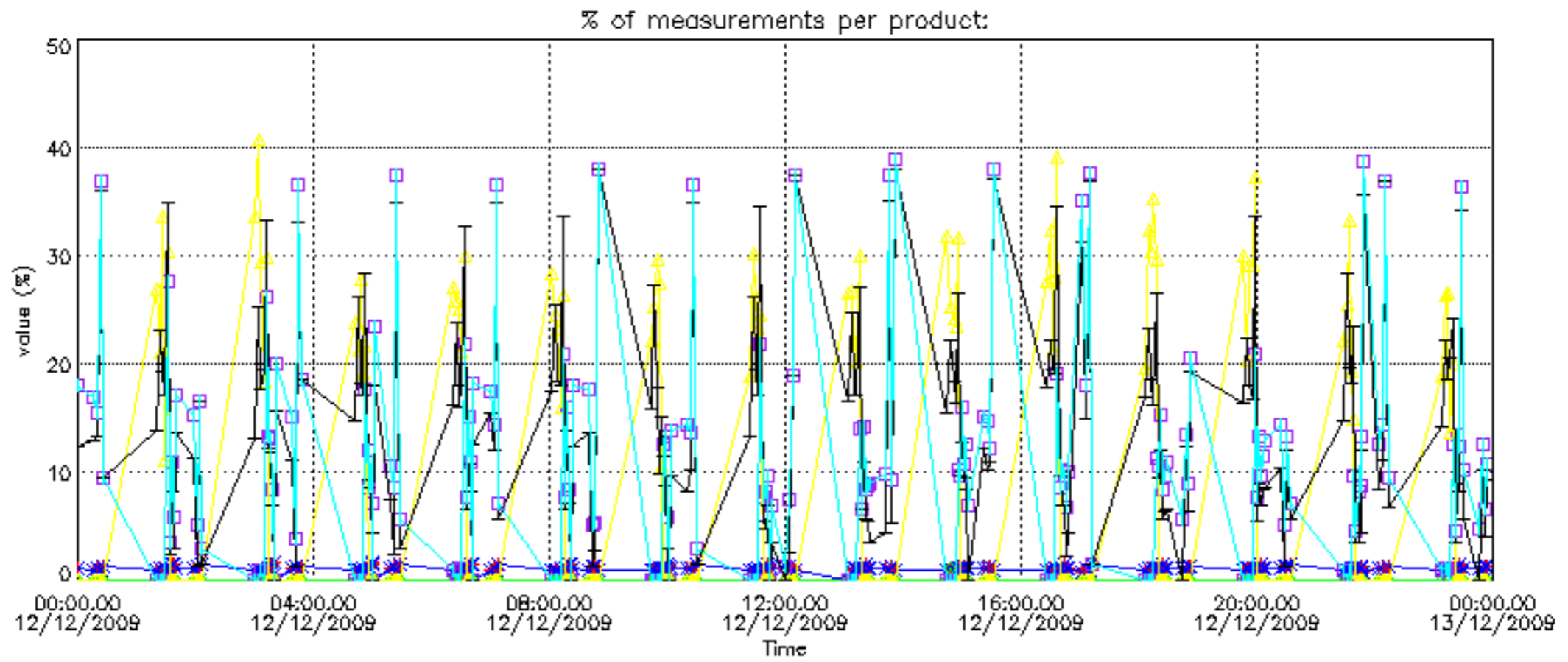
Percentage of flagged data per NO2 profile



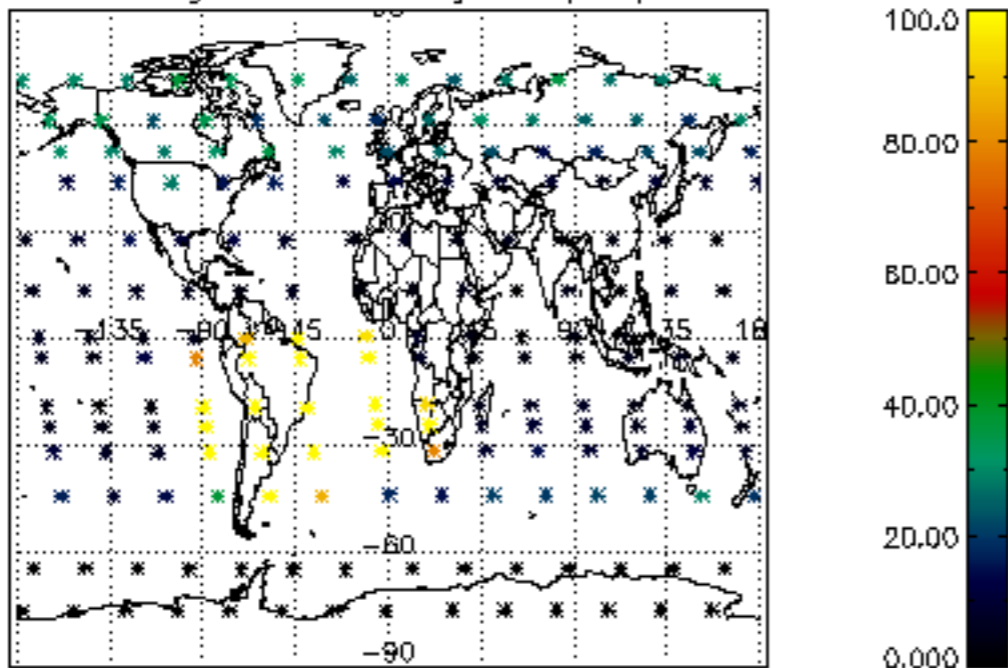
Percentage of flagged data per NO3 profile



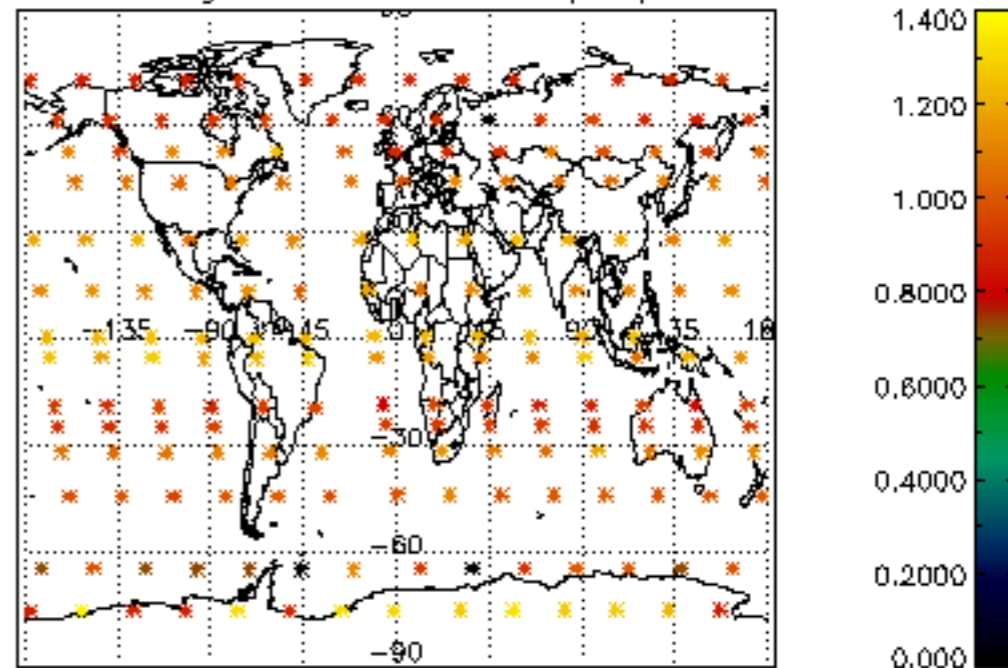




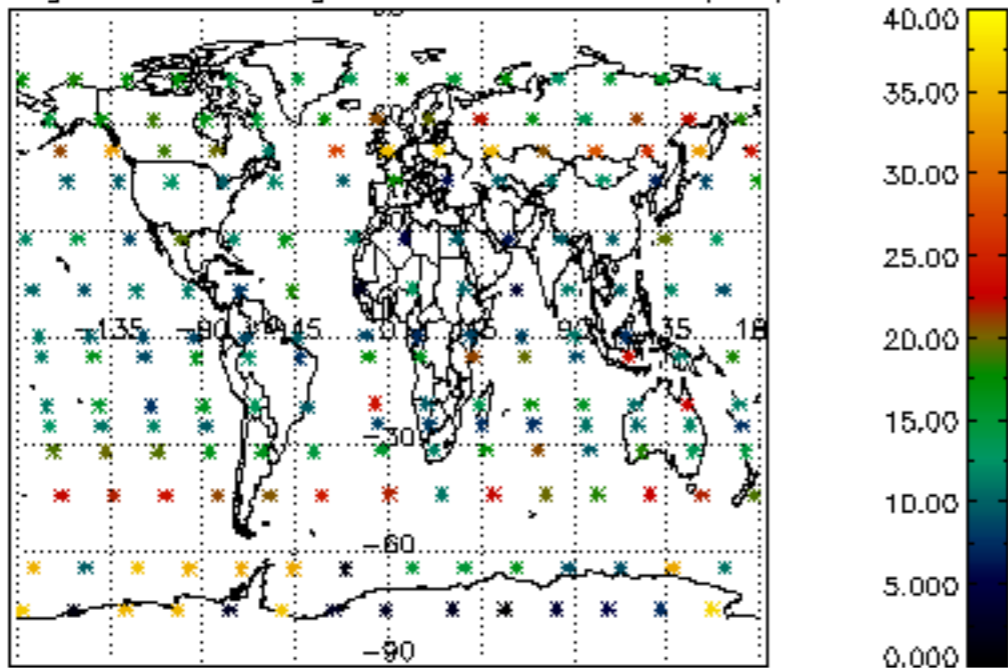
Percentage of cosmic ray hits per profile



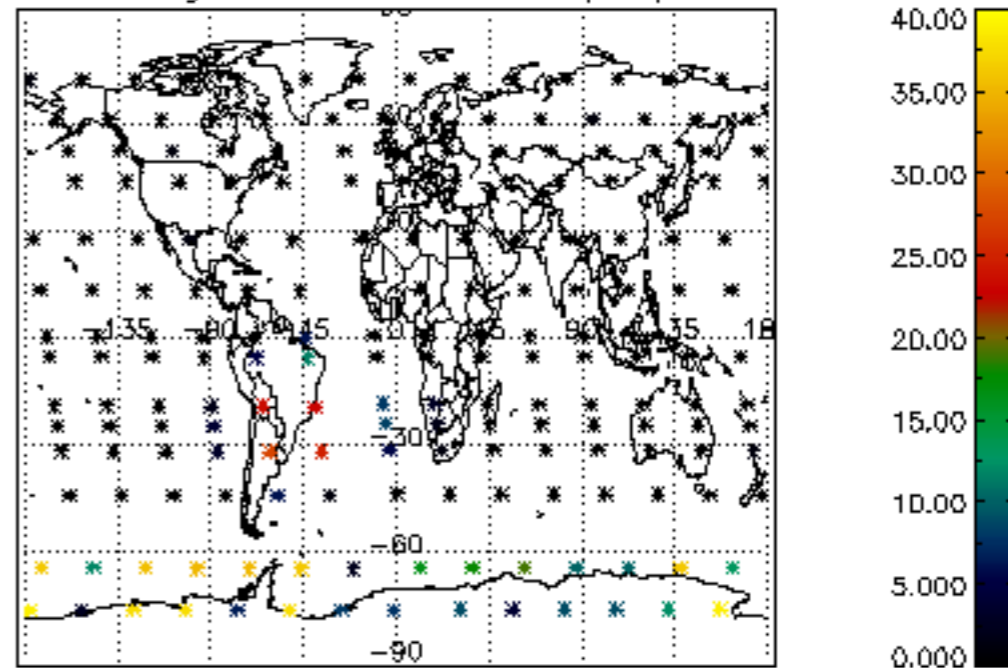
Percentage of datation errors per profile



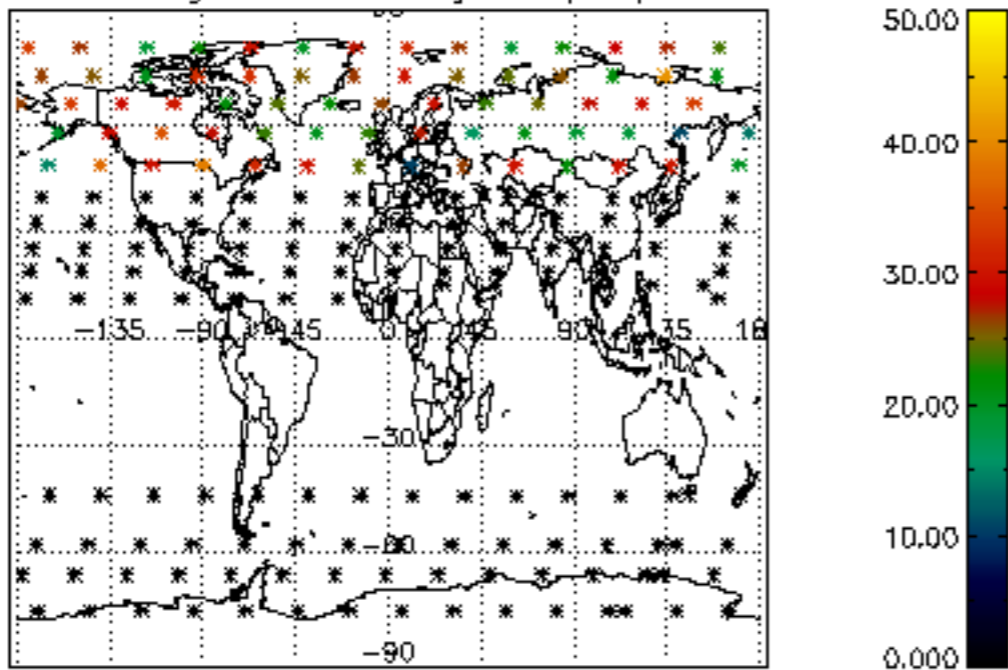
Percentage of star falling outside central band per profile



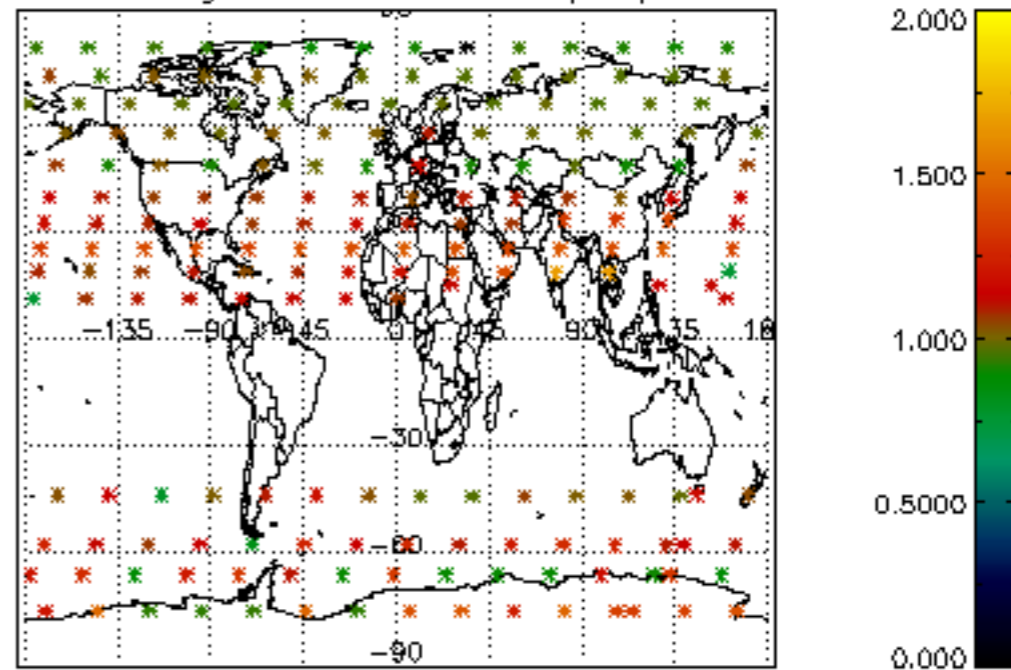
Percentage of saturation errors per profile



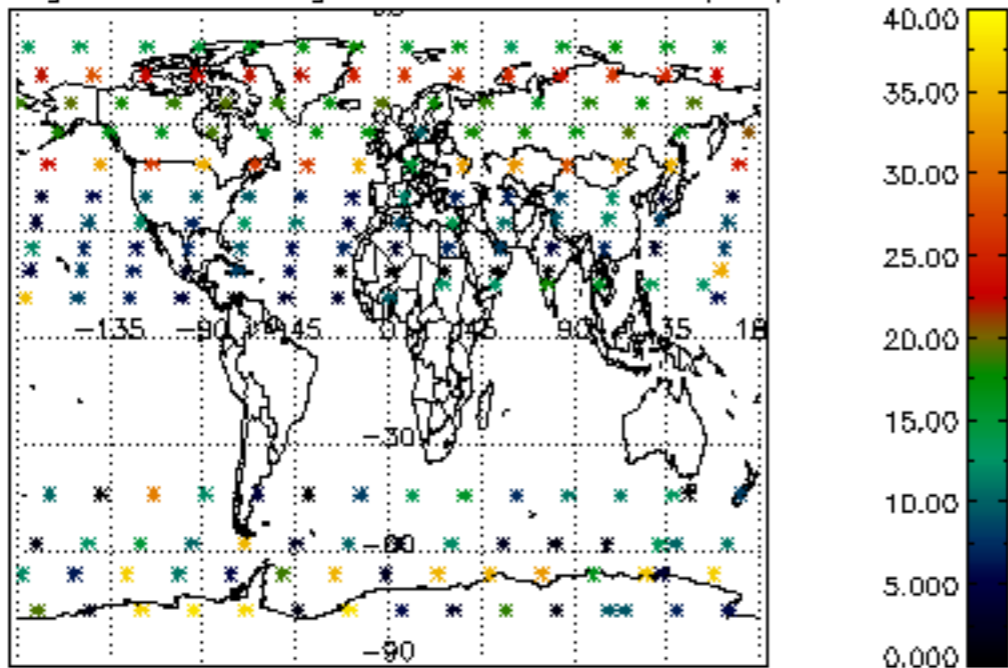
Percentage of cosmic ray hits per profile



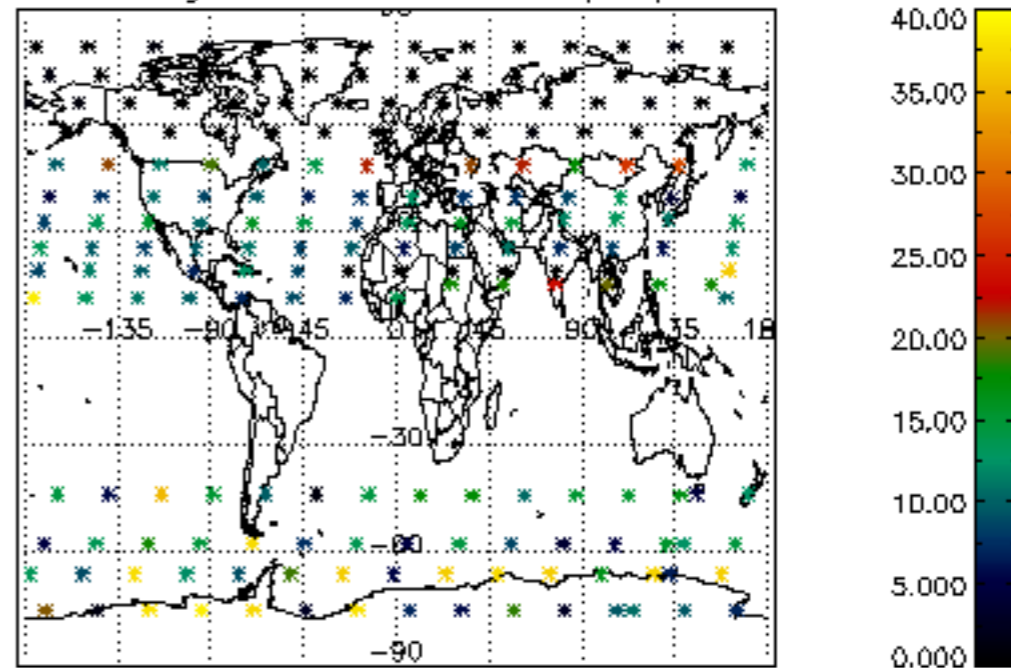
Percentage of datation errors per profile

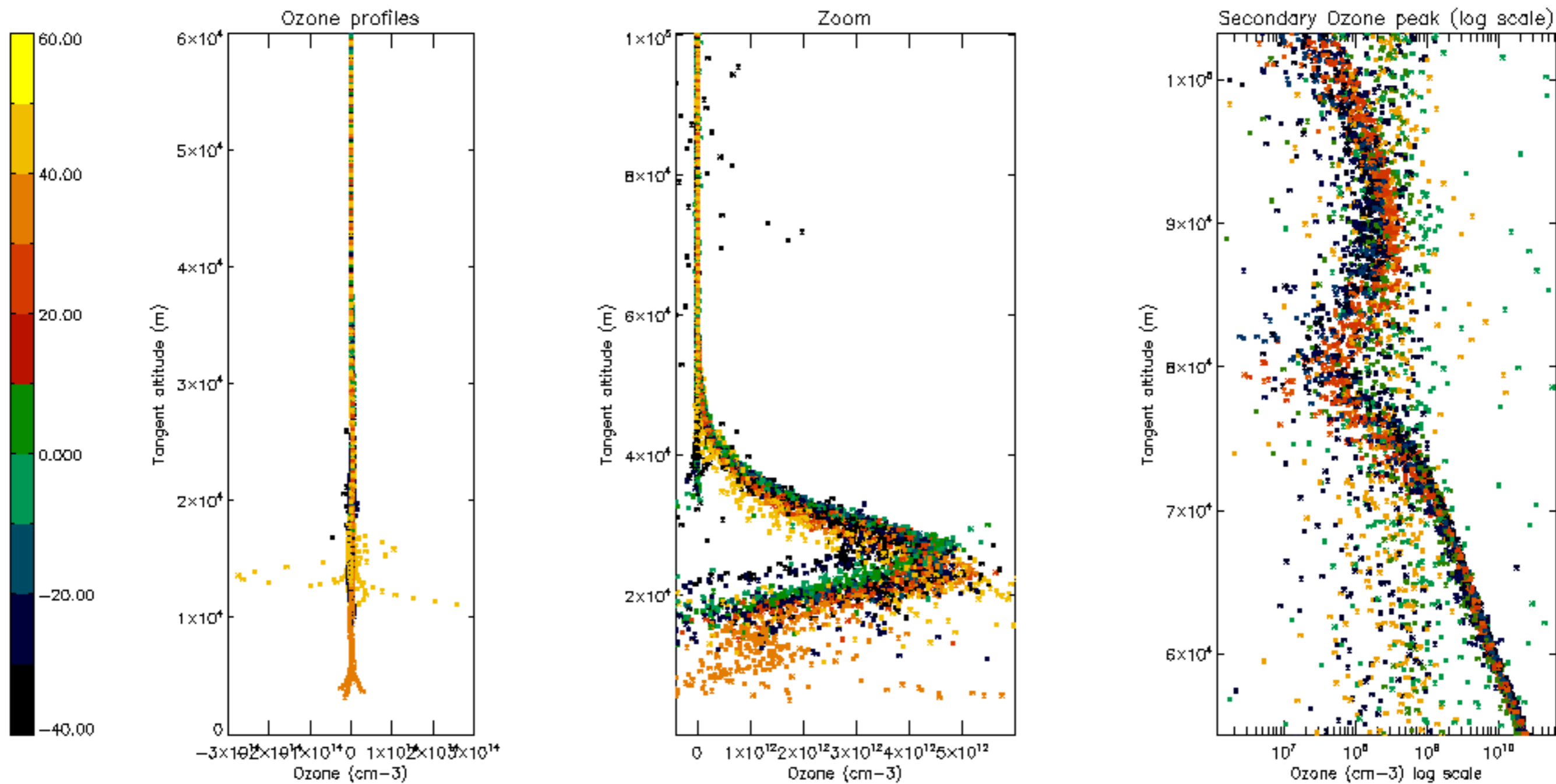


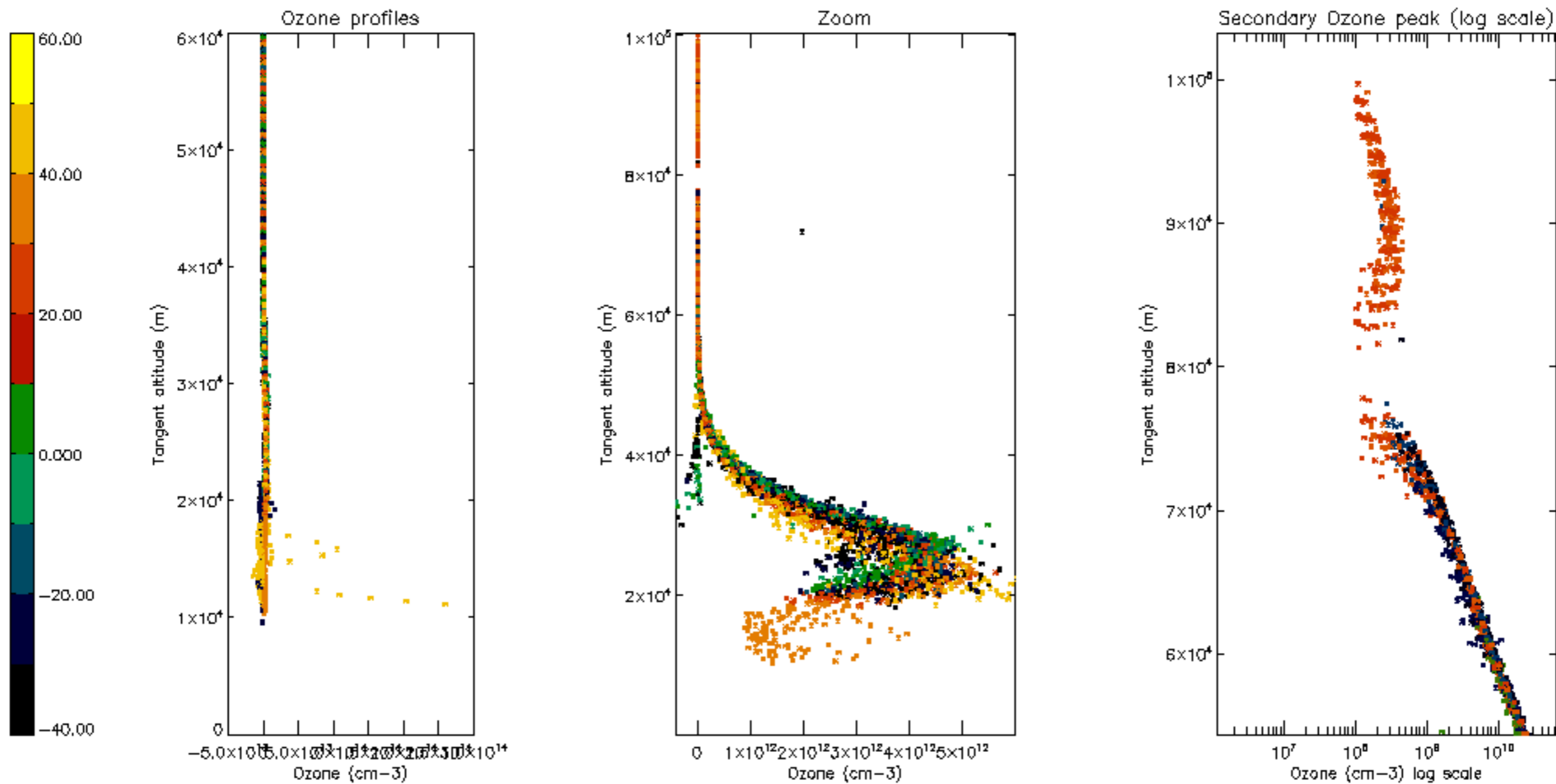
Percentage of star falling outside central band per profile

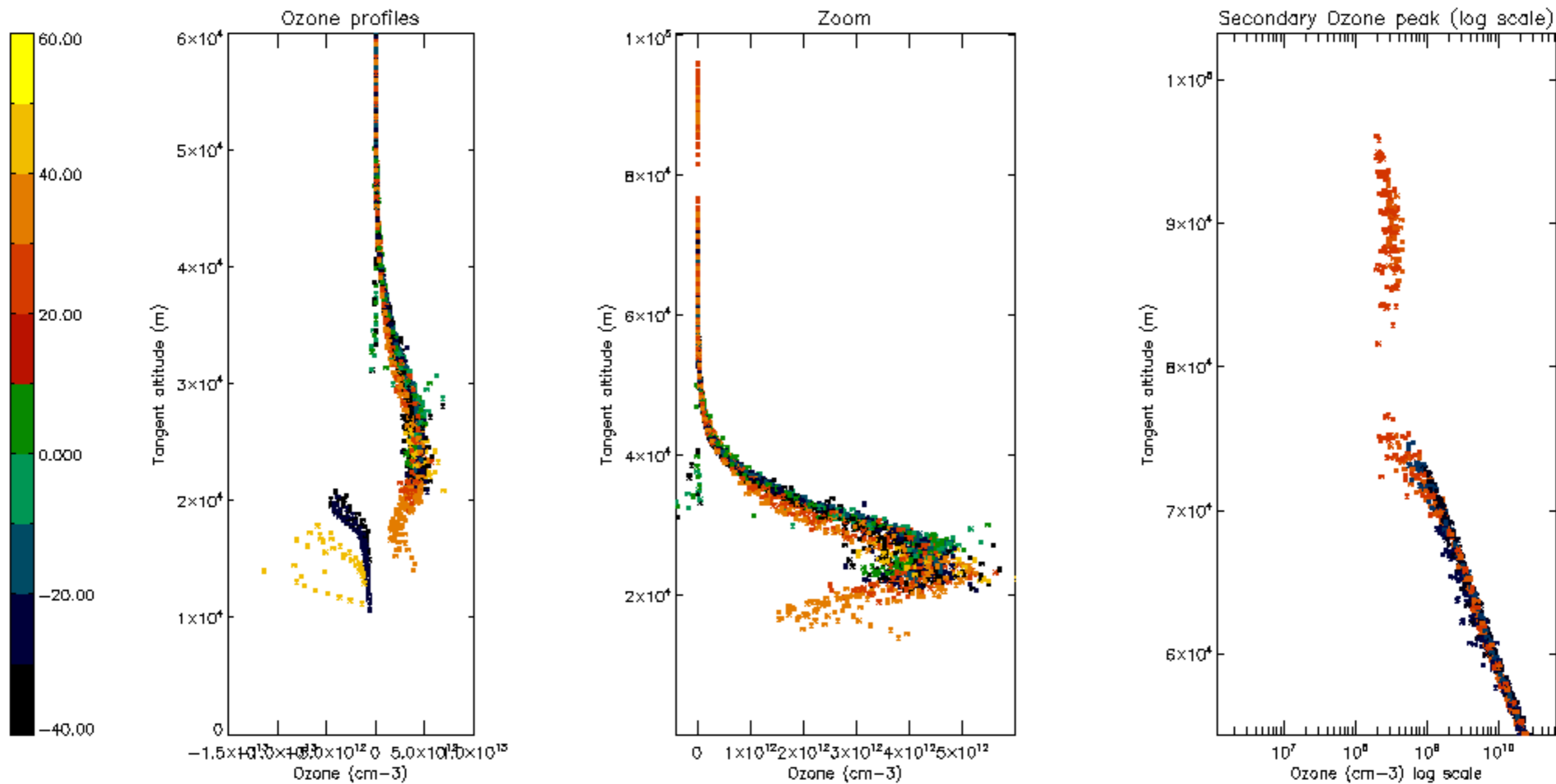


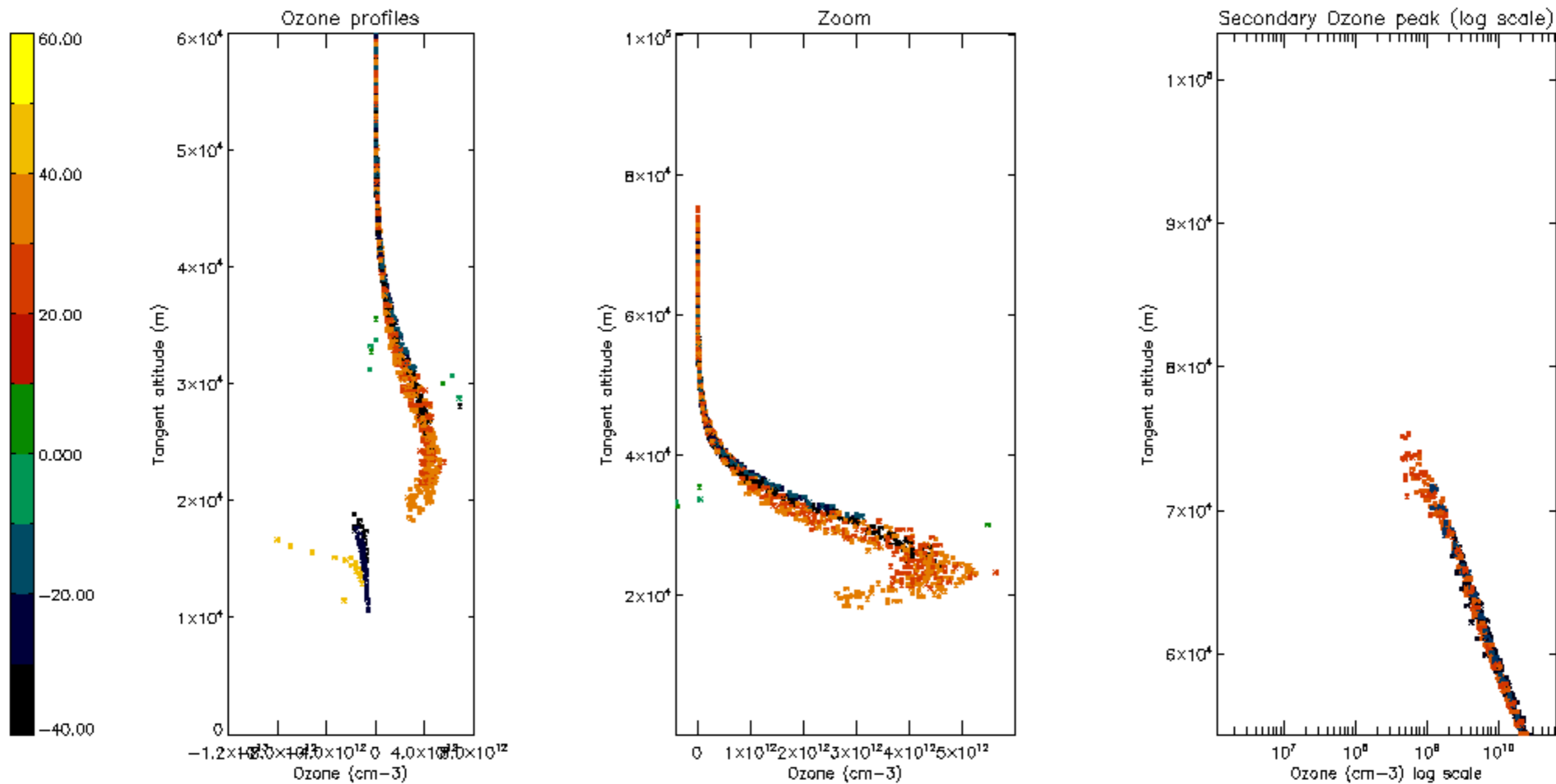
Percentage of saturation errors per profile

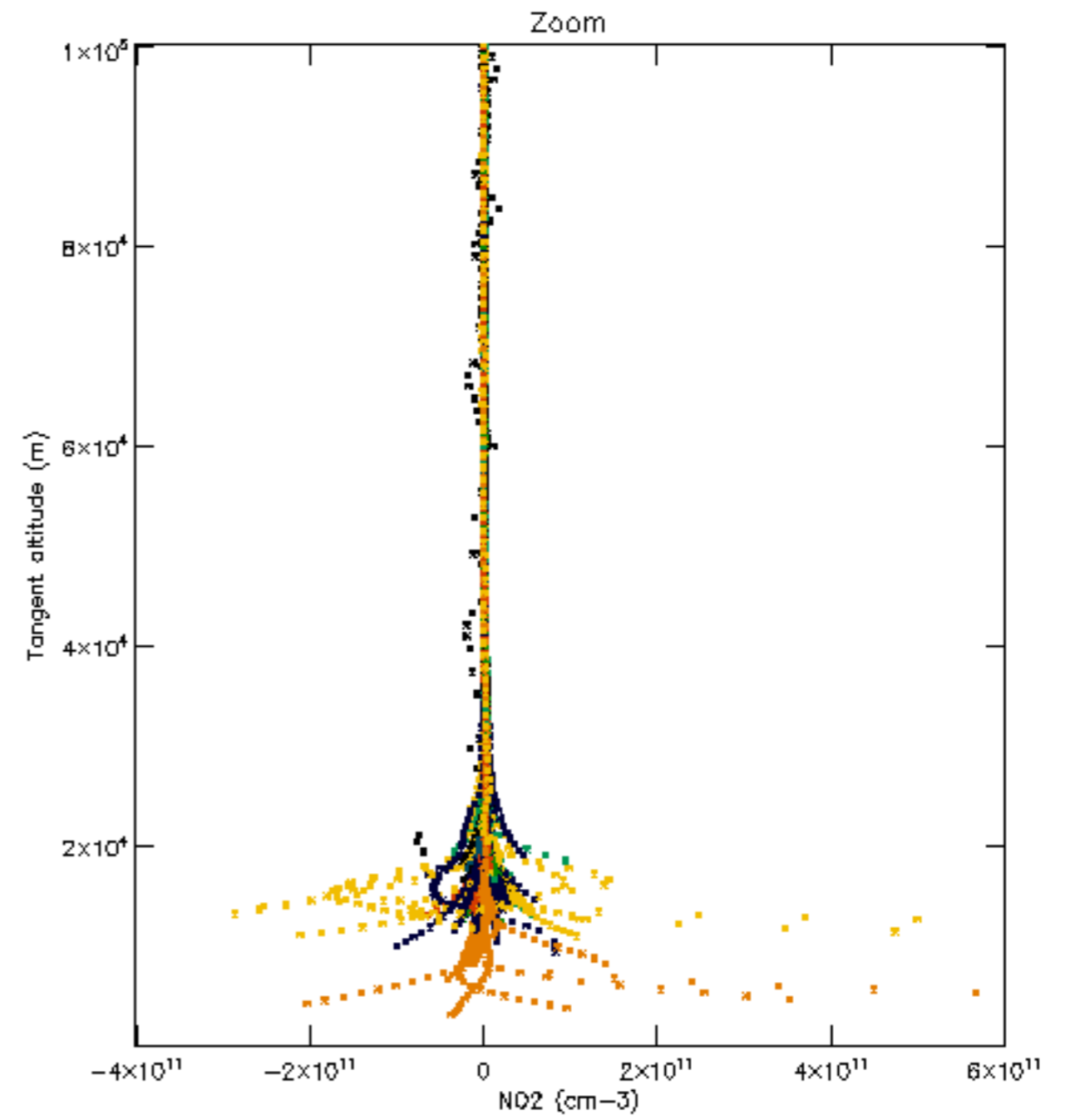
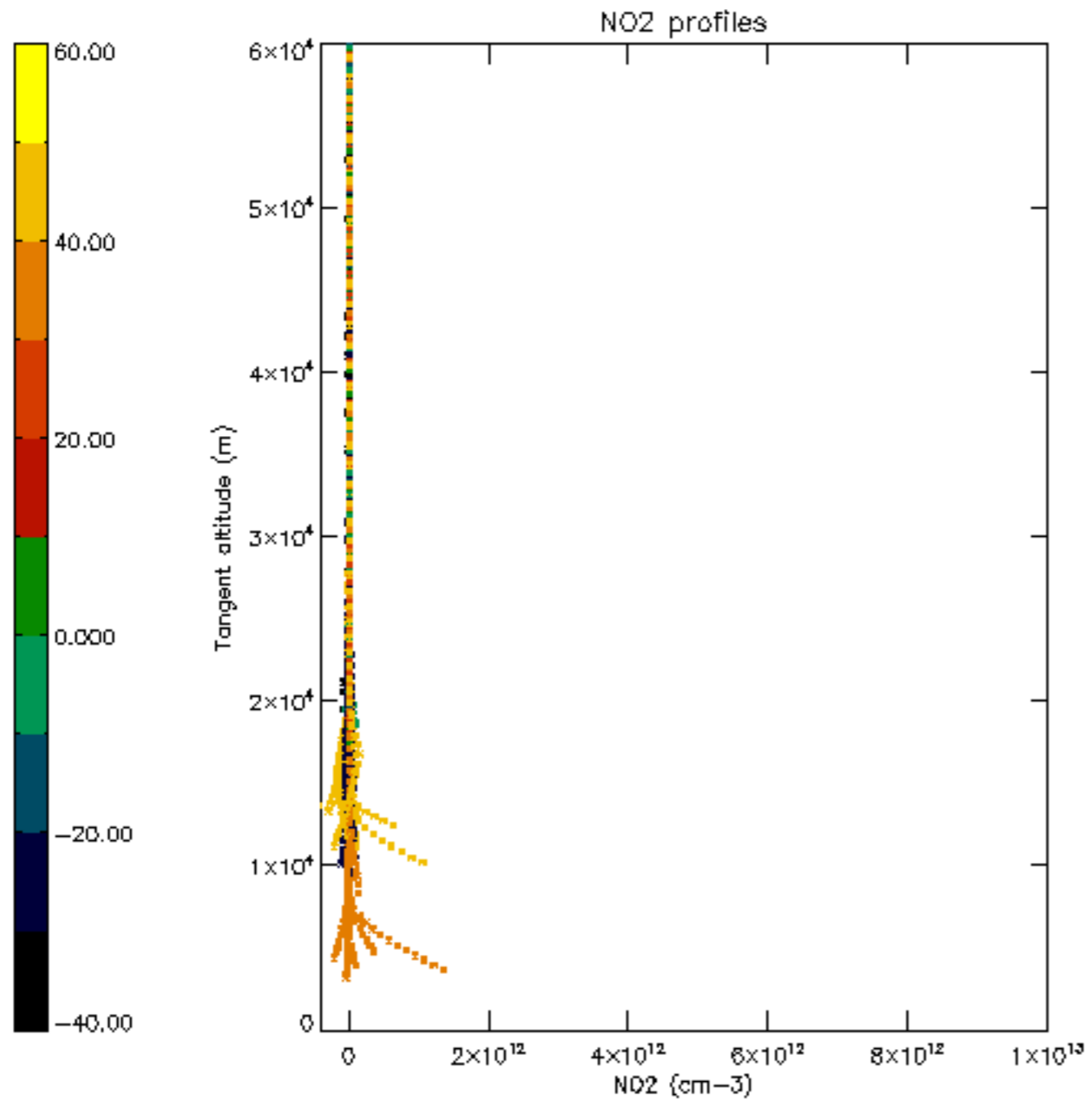


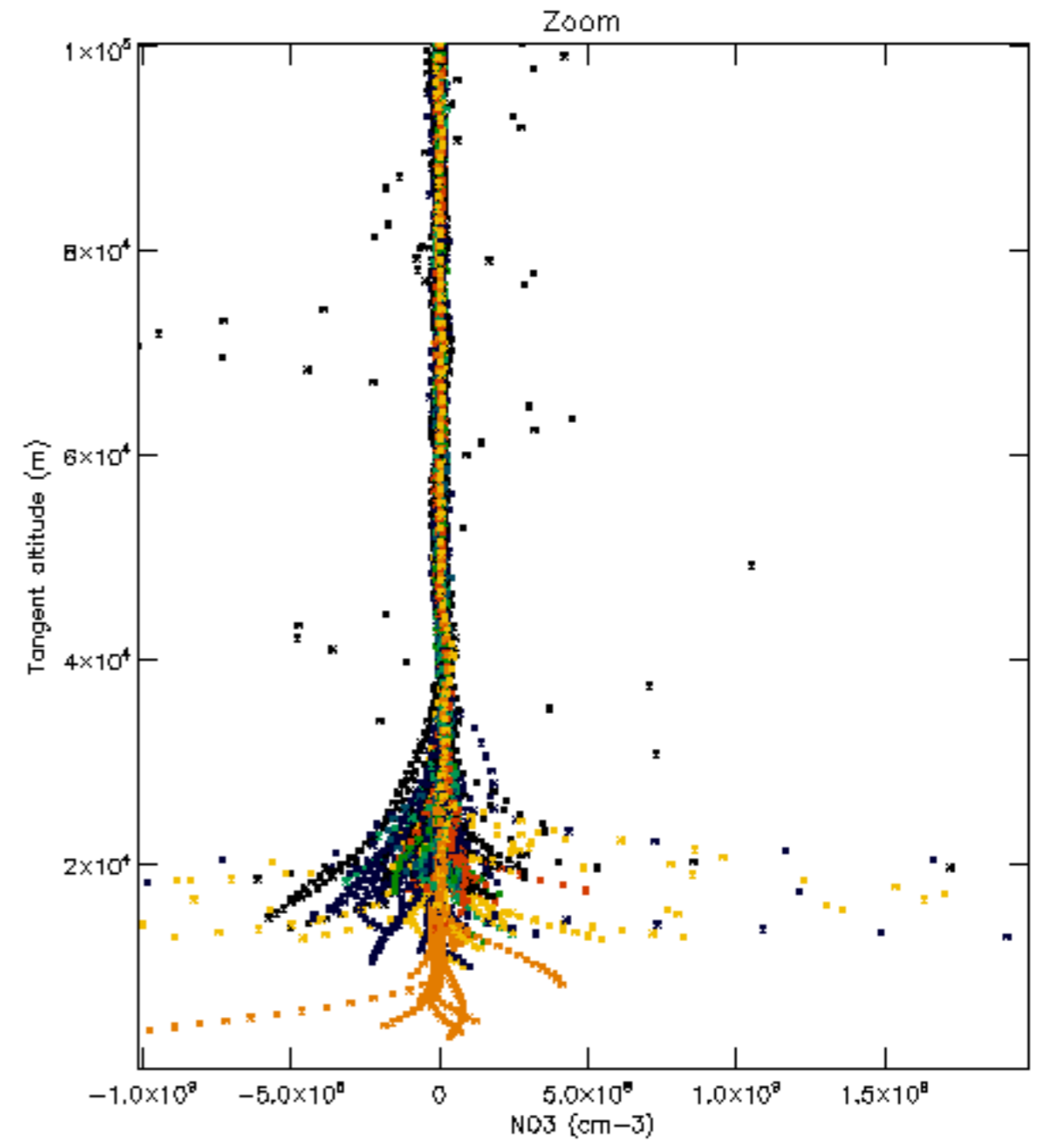
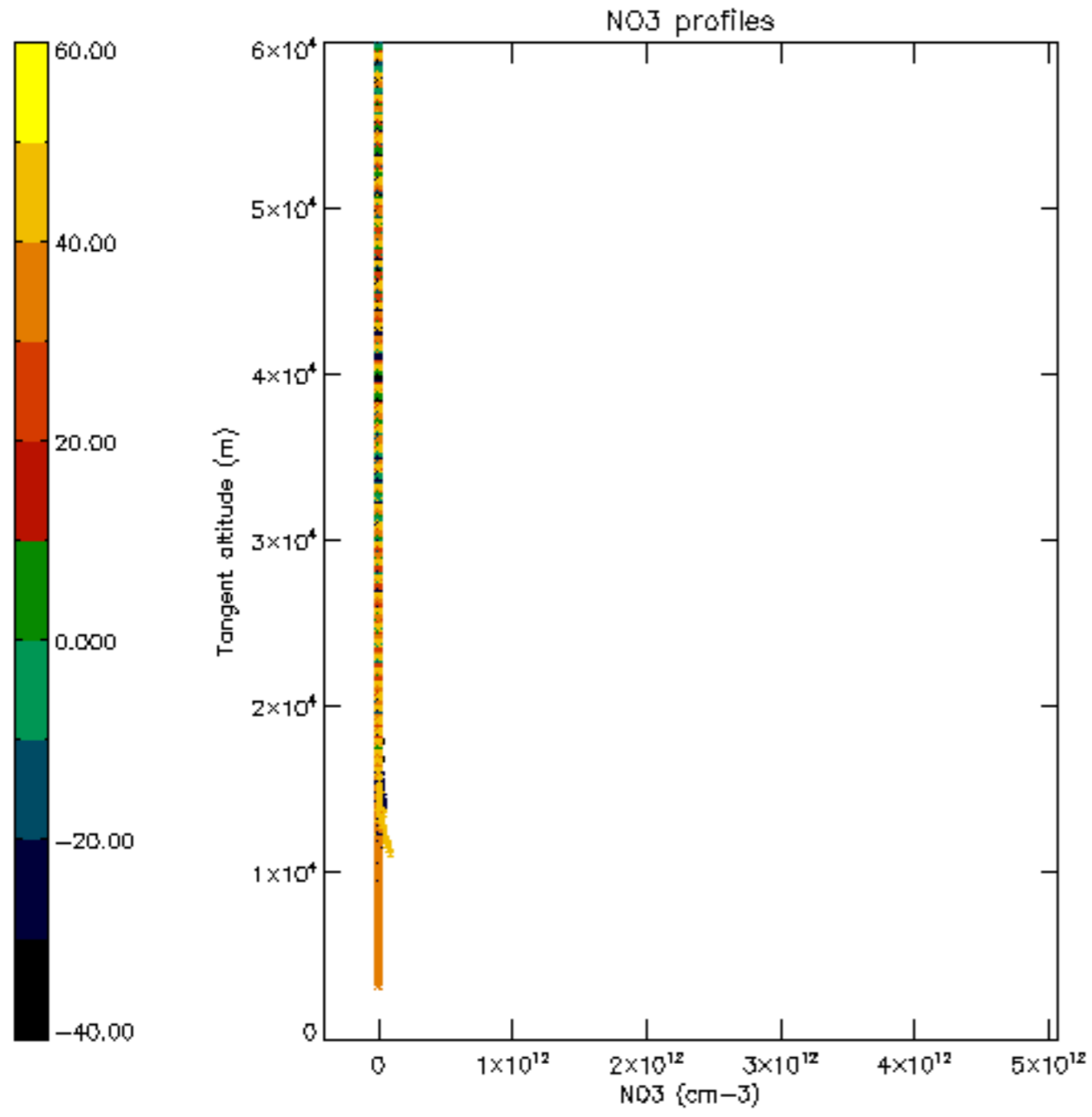


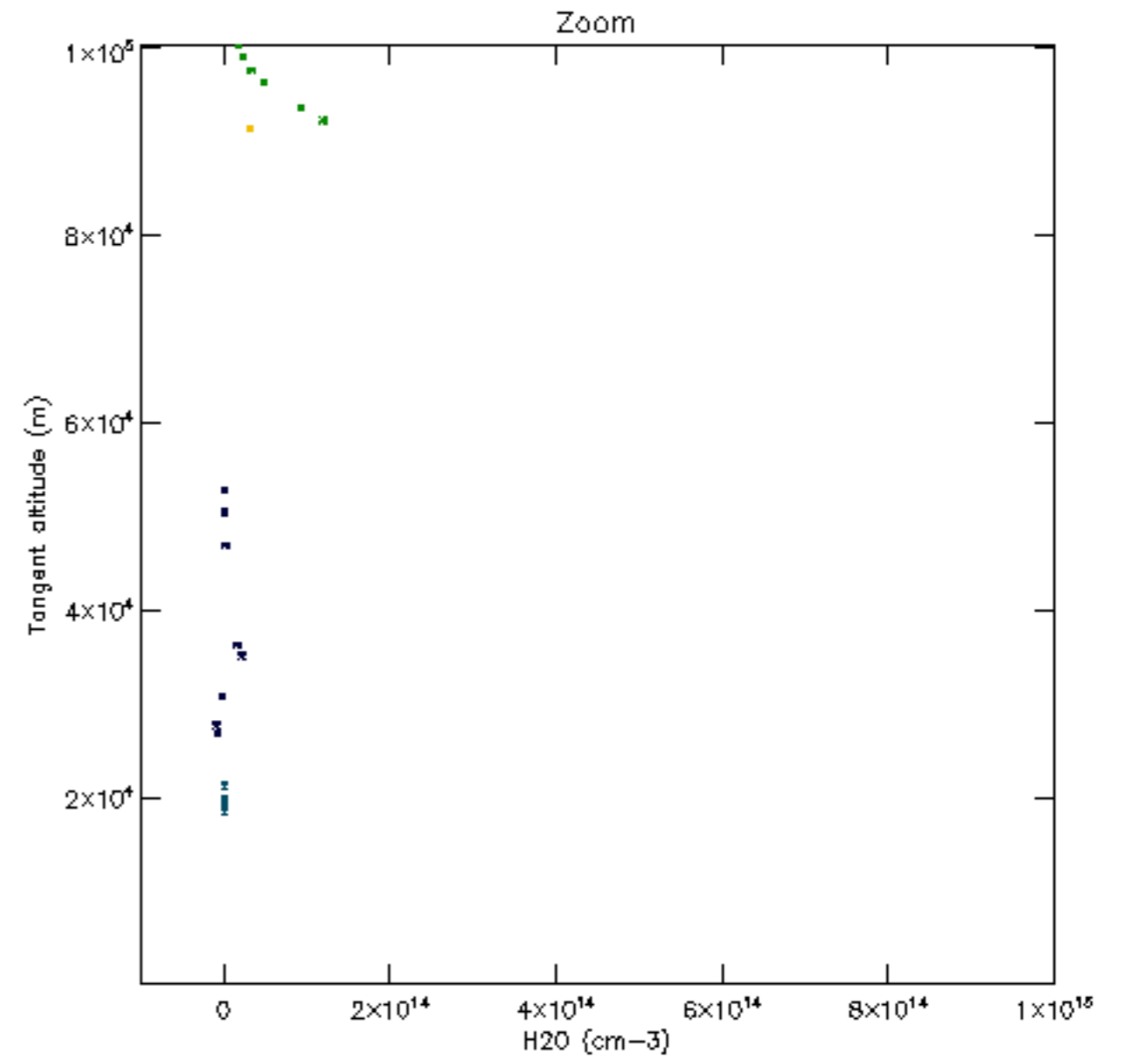
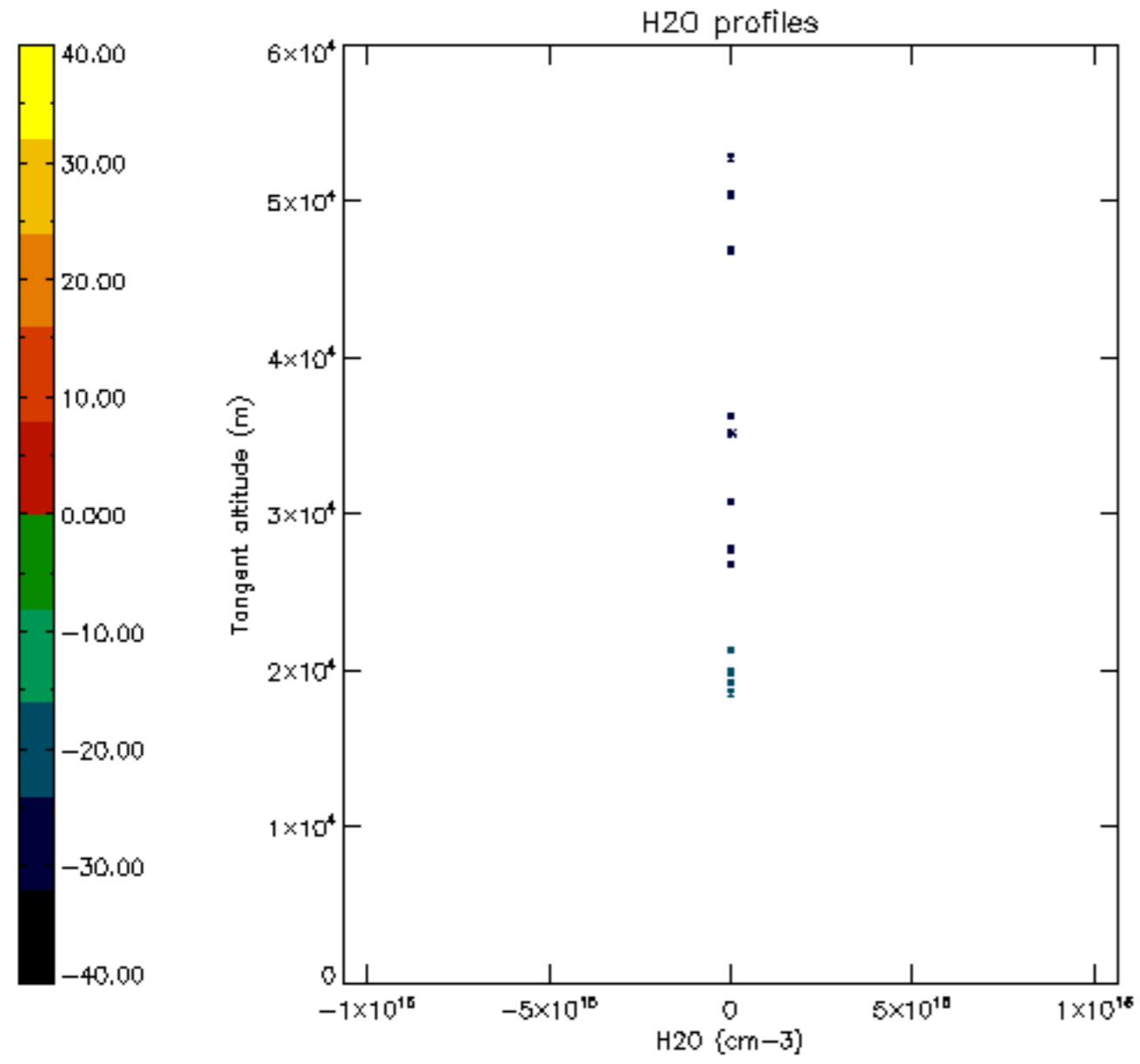


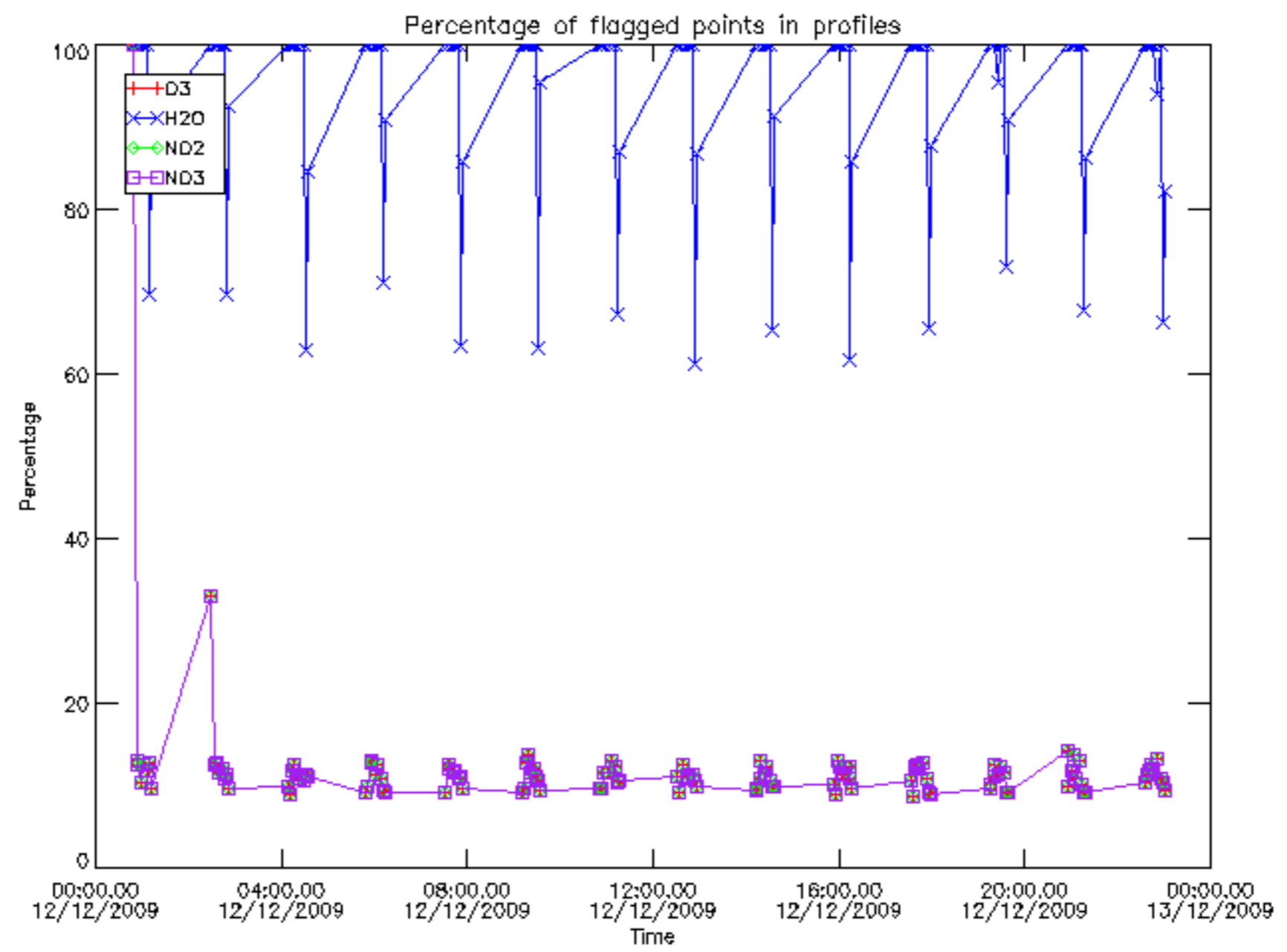




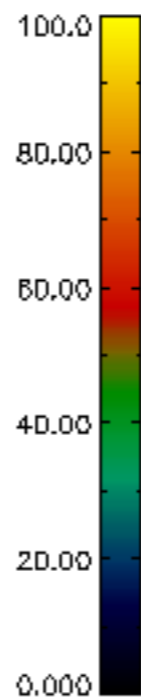
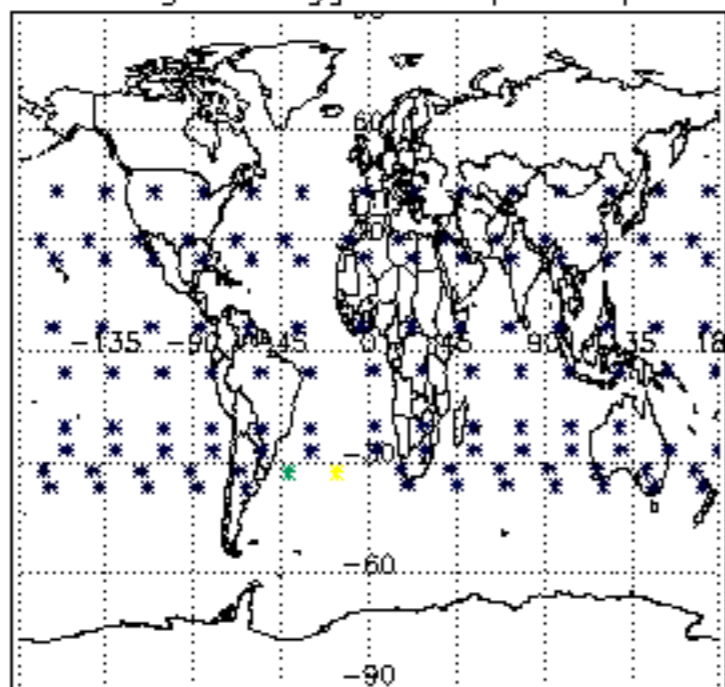




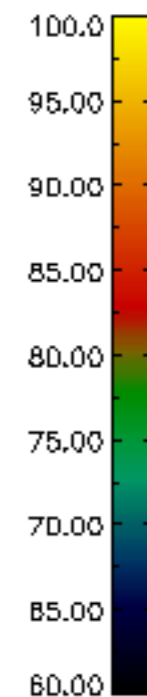
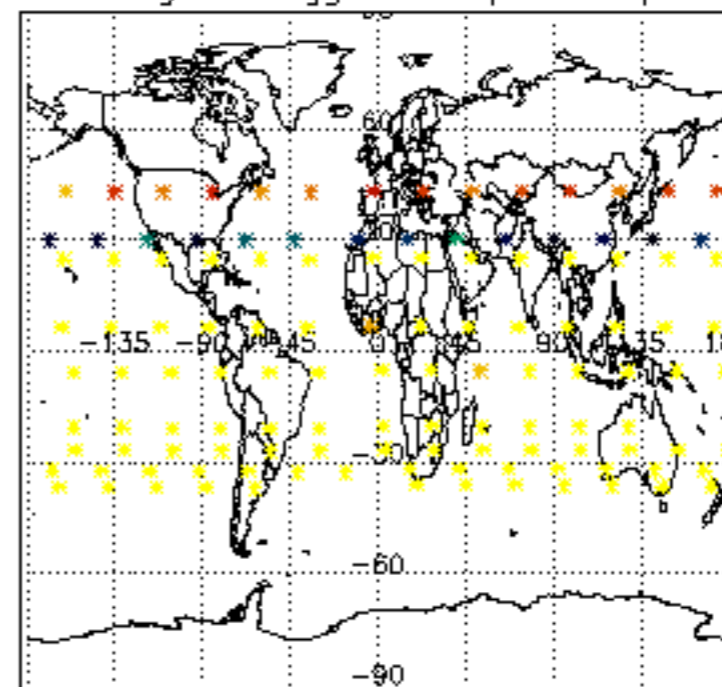




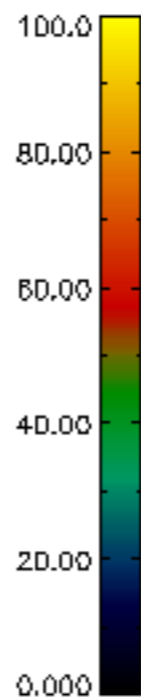
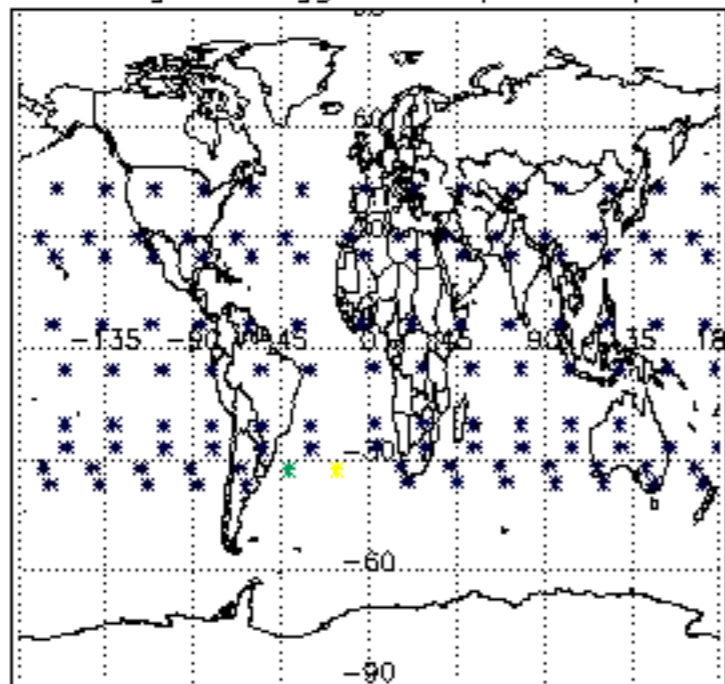
Percentage of flagged data per D3 profile



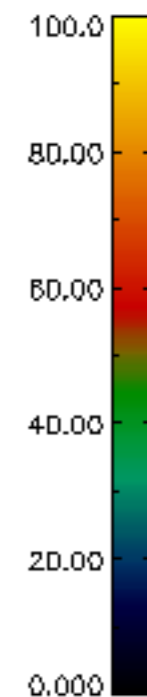
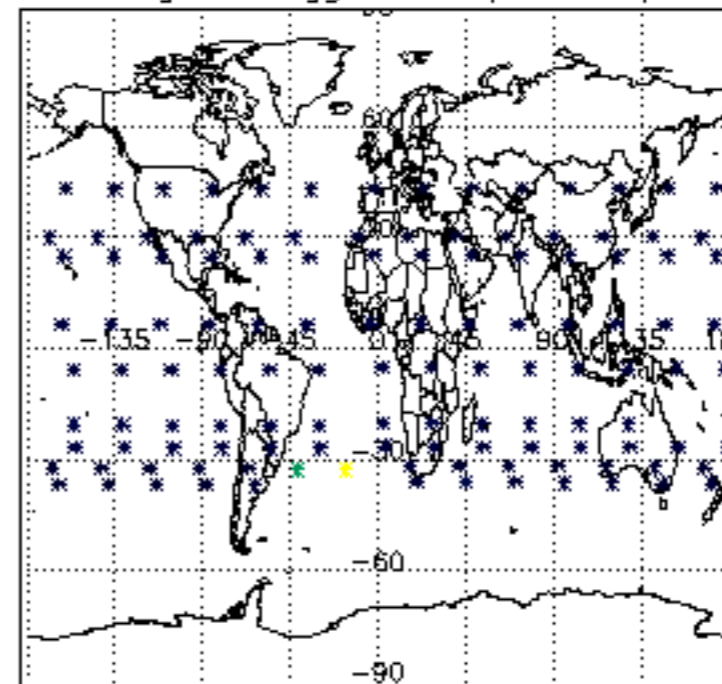
Percentage of flagged data per H2O profile

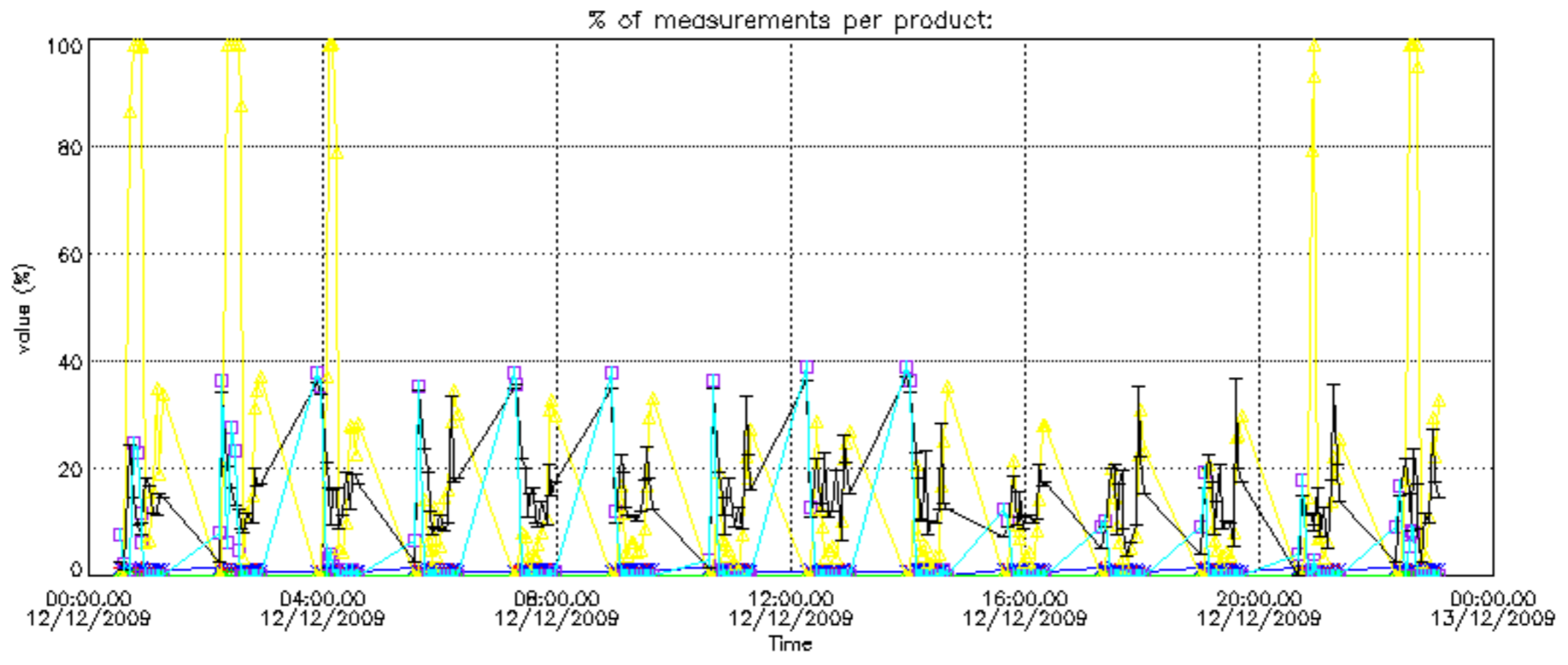


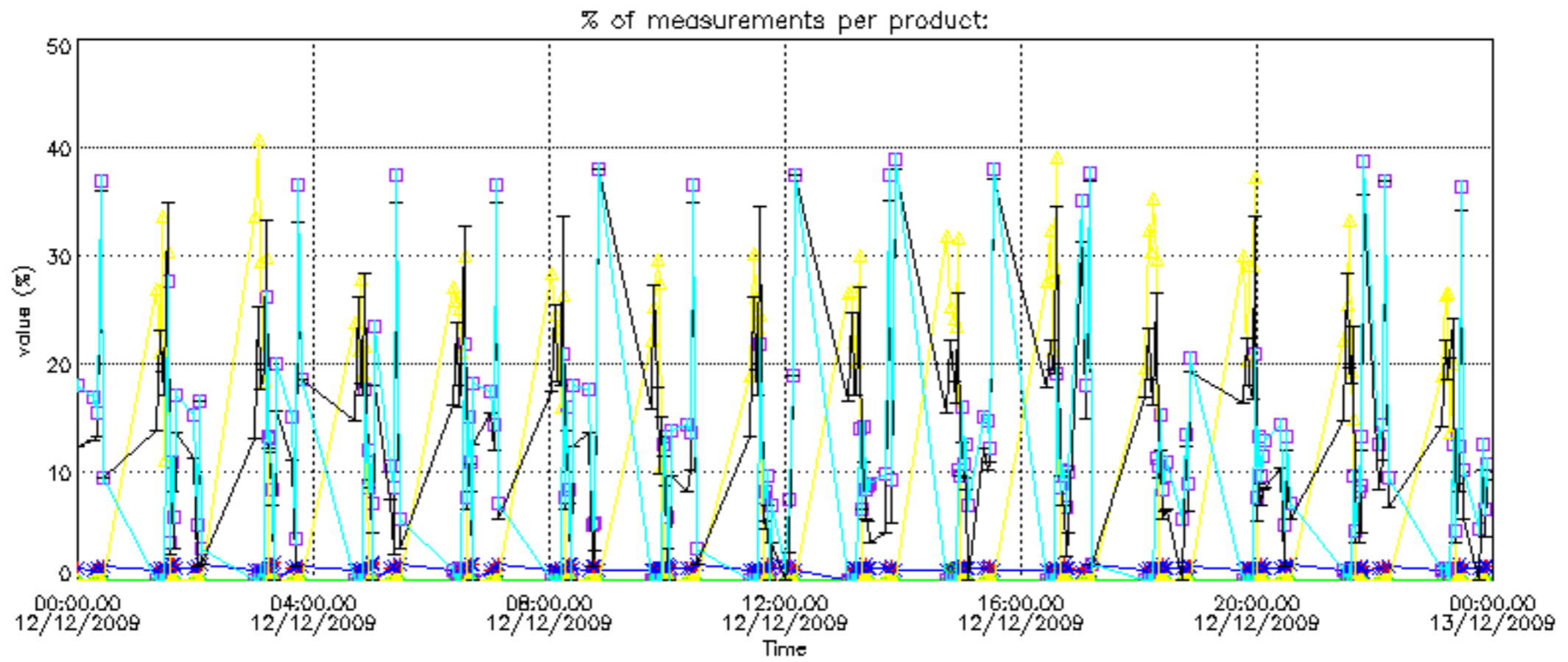
Percentage of flagged data per NO2 profile



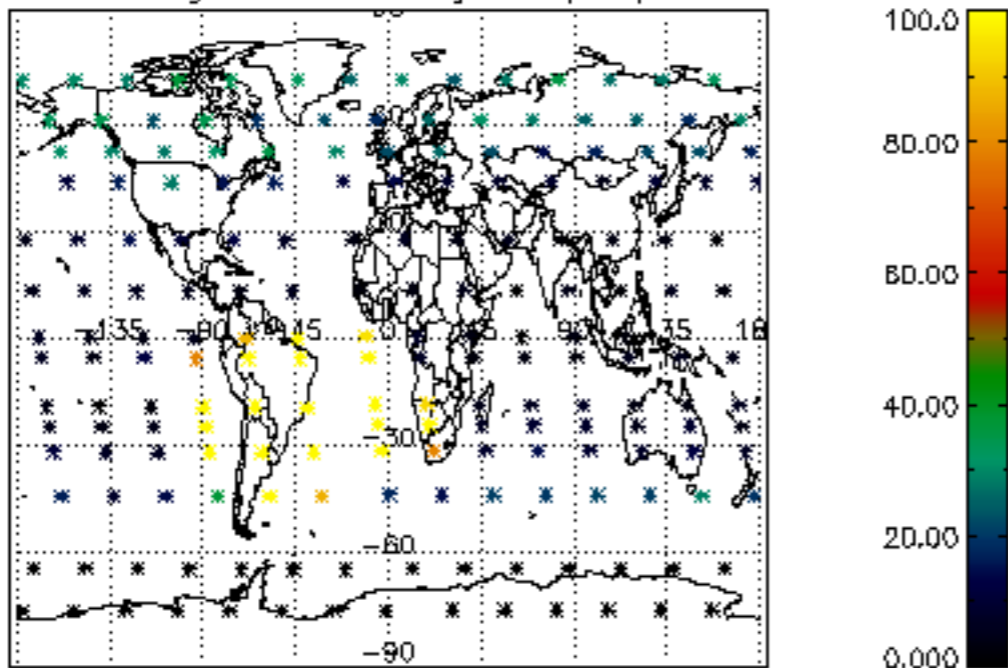
Percentage of flagged data per NO3 profile



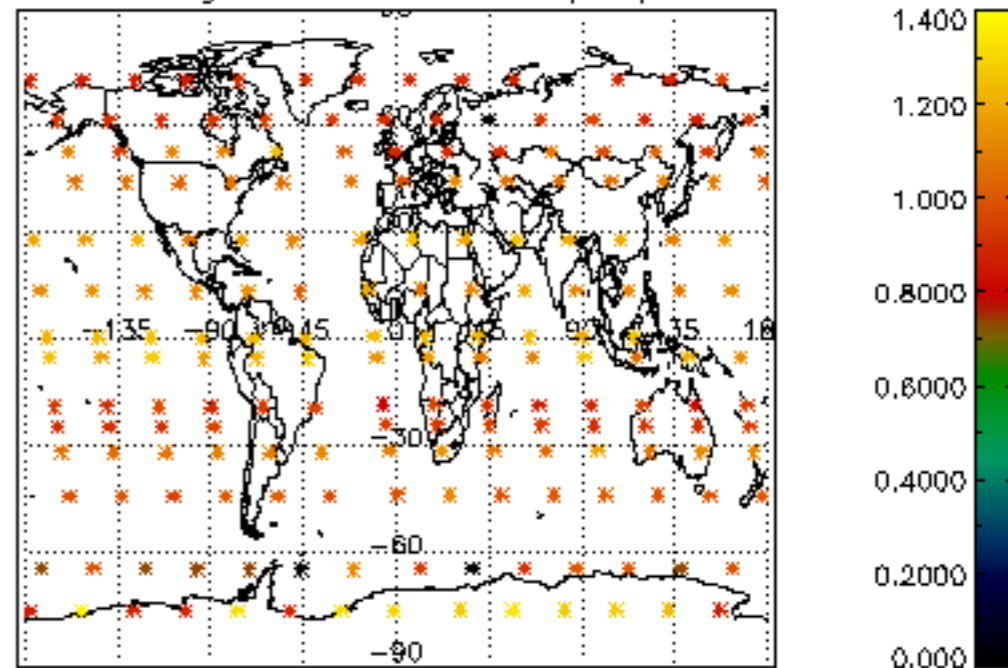




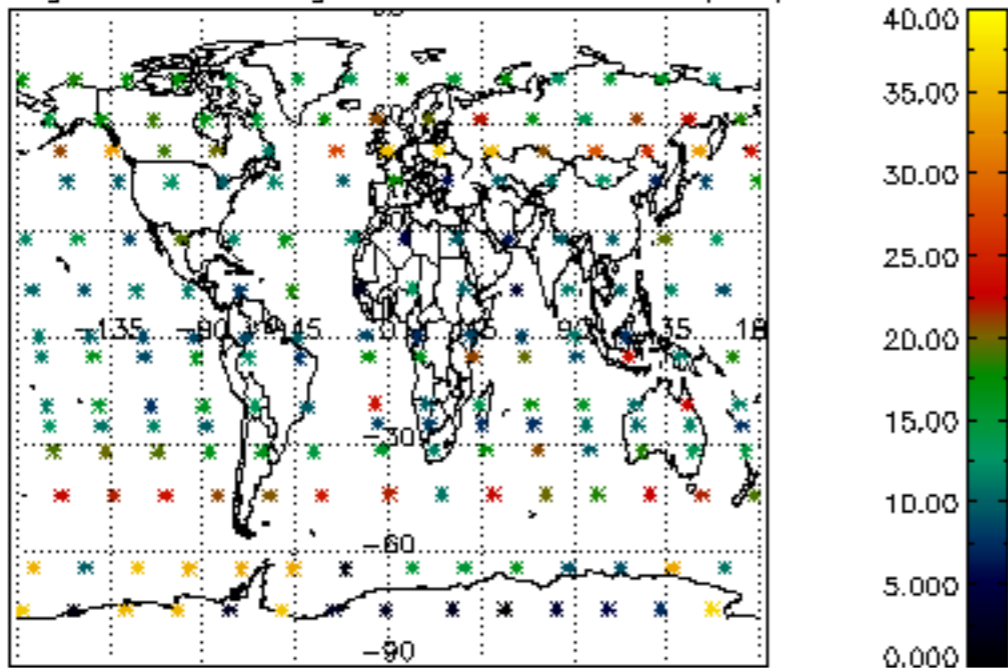
Percentage of cosmic ray hits per profile



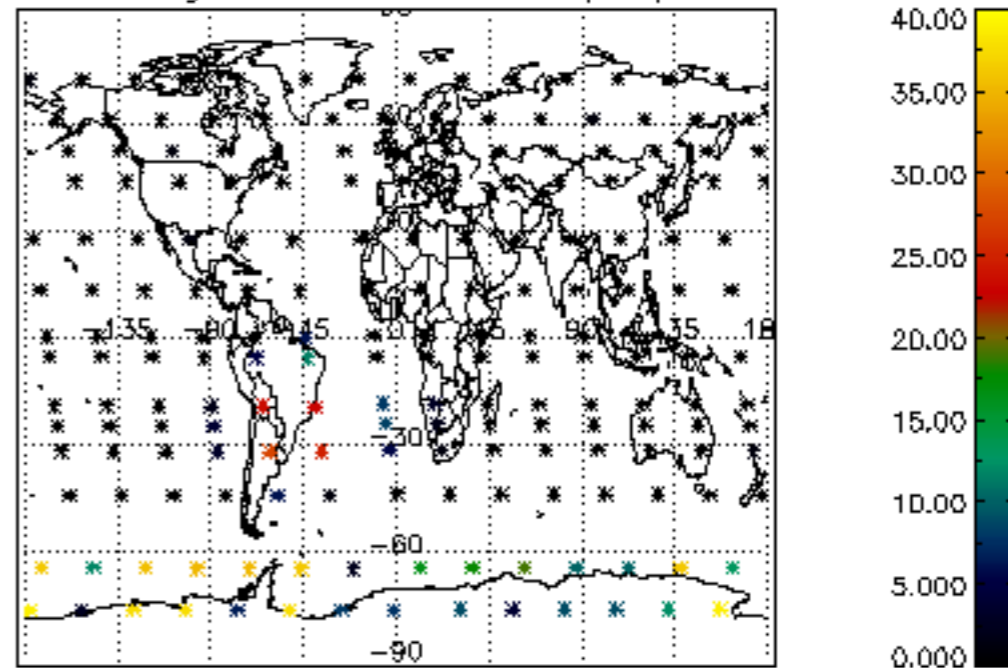
Percentage of datation errors per profile



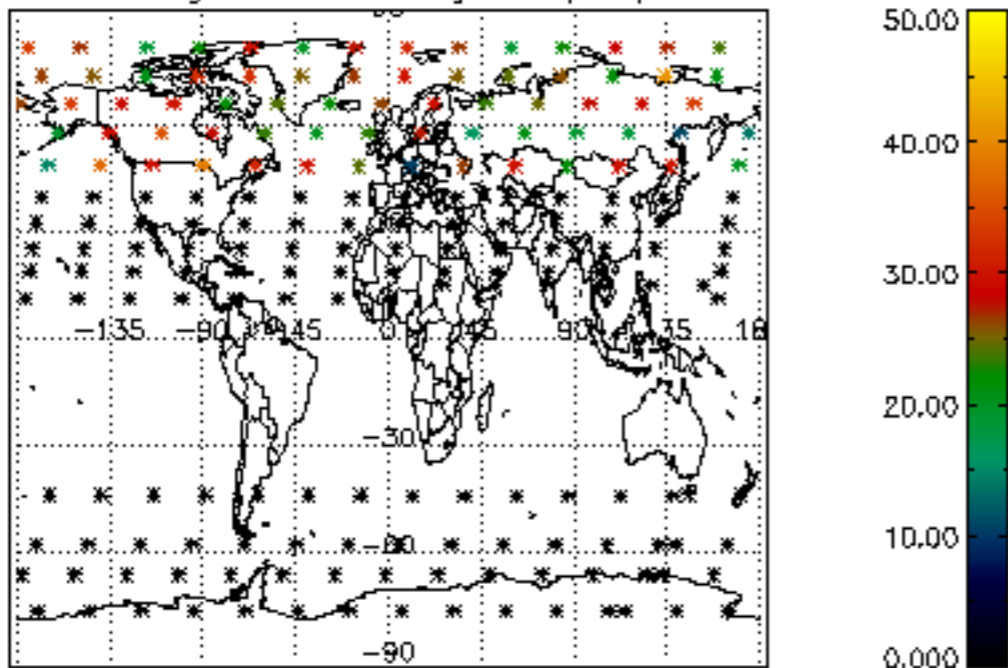
Percentage of star falling outside central band per profile



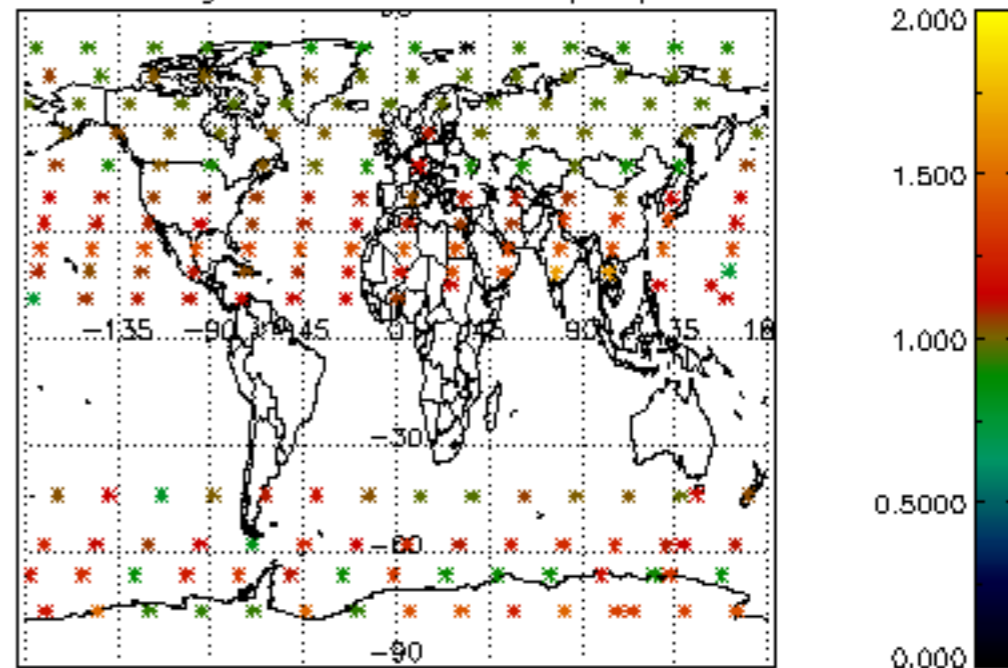
Percentage of saturation errors per profile



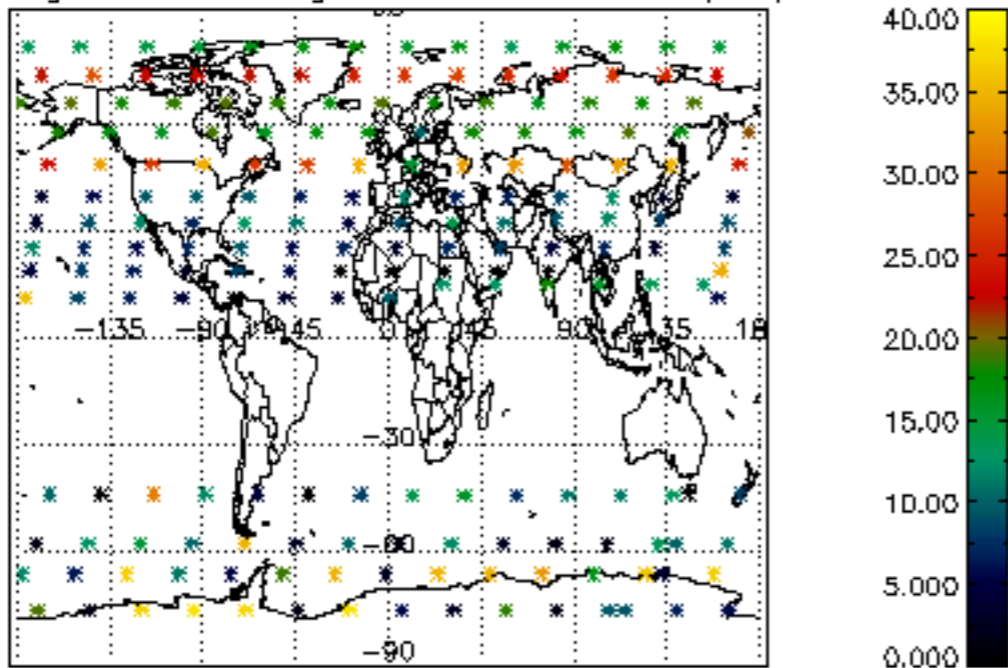
Percentage of cosmic ray hits per profile



Percentage of datation errors per profile



Percentage of star falling outside central band per profile



Percentage of saturation errors per profile

