

# GOMOS Level 2 Daily Report

## SUMMARY

### [1. General Info](#)

### [2. Summary of processed GOM\\_NL\\_2P products](#)

### [3. Level 2 Quality information per product](#)

#### [3.1 Plot of level 2 quality information per product \(time dependant\)](#)

#### [3.2 Plot of level 2 quality information per product \(world map\)](#)

### [4. Level 1 Quality information per product \(stored on level 2 products\)](#)

#### [4.1 Plot of level 1 quality information per product \(time dependant\)](#)

##### [4.1.1 Plot of level 1 quality information per product \(time dependant\): ASCENDING](#)

##### [4.1.2 Plot of level 1 quality information per product \(time dependant\): DESCENDING](#)

#### [4.2 Plot of level 1 quality information per product \(world map\)](#)

##### [4.2.1 Plot of level 1 quality information per product \(world map\): ASCENDING](#)

##### [4.2.2 Plot of level 1 quality information per product \(world map\): DESCENDING](#)

### [5. Ozone profiles based on quality statistics and other trace gas profiles](#)

#### [5.1 Ozone statistics based on quality of products](#)

#### [5.2 Plot ozone profiles for all STD \(dark without errors\)](#)

#### [5.3 Plot ozone profiles where STD < 20% \(dark without errors\)](#)

#### [5.4. Plot ozone profiles where STD < 10% \(dark without errors\)](#)

#### [5.5. Plot ozone profiles where STD < 5% \(dark without errors\)](#)

#### [5.6 Plot NO2 profiles for all STD \(dark without errors\)](#)

#### [5.7 Plot NO3 profiles for all STD \(dark without errors\)](#)

#### [5.8 Plot H2O profiles \(only for occultations of stars 1,2,3,4,13,14,16,26,63 dark without errors\) for all STD](#)

### [6. Auxiliary Data Files used for the production reported in section 2](#)

This report presents the daily analysis on parameters extracted from GOMOS level 2 data (GOM\_NL\_\_2P). It is intended to monitor some important parameters that will impact the quality of these products. A list of level 2 products (and content) that have arrived during the reporting day to the PCF is also given.

Item	Value
Time of report generation	26APR2013 14:19:13
Data source version	GOMOS/6.01
Start time of products	27-11-2009 (27NOV2009 00:00:00)
Stop time of products	28-11-2009 (28NOV2009 00:00:00)
Store outputs in DB	Yes
Nb of level 2 prods	298
Nb of prods with errors	0

## 2. Summary of processed GOM\_NL\_\_2P products.

Nr	Filename	UTC Start time	Limb	Duration	Star Id	Star Name	Star Mag	Star Temp	Nb Meas	Orbit	Prod. error
1	GOM_NL__2PRFIN20091127_003511_000000532084_00346_40480_2987.N1	27-NOV-2009 00:35:11	Dark	53.000	34	Gam2Vel	1.7930	23000.	106	40480	No
2	GOM_NL__2PRFIN20091127_003647_000000562084_00346_40480_2988.N1	27-NOV-2009 00:36:47	Dark	55.500	70	Zet Pup	2.2460	39000.	111	40480	No
3	GOM_NL__2PRFIN20091127_003854_000000472084_00346_40480_2989.N1	27-NOV-2009 00:38:54	Dark	46.500	2	Alp Car	-0.73600	7000.0	93	40480	No
4	GOM_NL__2PRFIN20091127_004026_000000582084_00346_40480_2990.N1	27-NOV-2009 00:40:26	Dark	57.500	117	Pi Pup	2.7060	3800.0	115	40480	No
5	GOM_NL__2PRFIN20091127_004525_000000492084_00346_40480_2991.N1	27-NOV-2009 00:45:25	Dark	48.500	108	Alp Col	2.6520	15200.	97	40480	No
6	GOM_NL__2PRFIN20091127_005125_000000592084_00346_40480_2992.N1	27-NOV-2009 00:51:25	Straylight	58.500	101	11Alp Lep	2.5820	7000.0	117	40480	No
7	GOM_NL__2PRFIN20091127_005516_000000622084_00346_40480_2993.N1	27-NOV-2009 00:55:16	Straylight	62.000	7	19Bet Ori	0.10000	14000.	124	40480	No
8	GOM_NL__2PRFIN20091127_010333_000000572084_00346_40480_2994.N1	27-NOV-2009 01:03:33	Bright	56.500	13	87Alp Tau	0.86700	3800.0	113	40480	No
9	GOM_NL__2PRFIN20091127_010724_000000412084_00346_40480_2995.N1	27-NOV-2009 01:07:24	Bright	40.500	150	44Zet Per	2.8900	28000.	81	40480	No
10	GOM_NL__2PRFIN20091127_010951_000000382084_00346_40480_2996.N1	27-NOV-2009 01:09:51	Bright	38.000	149	45Eps Per	2.8880	30000.	76	40480	No
11	GOM_NL__2PRFIN20091127_011149_000000372084_00346_40480_2997.N1	27-NOV-2009 01:11:49	Bright	37.000	175	39Del Per	3.0100	19400.	74	40480	No
12	GOM_NL__2PRFIN20091127_011406_000000552084_00346_40480_2998.N1	27-NOV-2009 01:14:06	Bright	54.500	6	13Alp Aur	0.080000	3400.0	109	40480	No
13	GOM_NL__2PRFIN20091127_011613_000000492084_00346_40480_2999.N1	27-NOV-2009 01:16:13	Bright	49.000	42	34Bet Aur	1.9000	10200.	98	40480	No
14	GOM_NL__2PRFIN20091127_012958_000000442084_00346_40480_3000.N1	27-NOV-2009 01:29:58	Bright	43.500	36	50Alp UMa	1.8000	6300.0	87	40480	No
15	GOM_NL__2PRFIN20091127_013135_000000462084_00346_40480_3001.N1	27-NOV-2009 01:31:35	Bright	45.500	82	48Bet UMa	2.3650	10600.	91	40480	No
16	GOM_NL__2PRFIN20091127_013315_000000422084_00346_40480_3002.N1	27-NOV-2009 01:33:15	Bright	41.500	87	64Gam UMa	2.4330	11000.	83	40480	No
17	GOM_NL__2PRFIN20091127_013558_000000542084_00346_40480_3003.N1	27-NOV-2009 01:35:58	Bright	54.000	174	52Psi UMa	3.0040	4400.0	108	40480	No
18	GOM_NL__2PRFIN20091127_013822_000000572084_00346_40480_3004.N1	27-NOV-2009 01:38:22	Bright	57.000	152	12Alp2CVn	2.8900	11000.	114	40480	No
19	GOM_NL__2PRFIN20091127_014725_000000702084_00346_40480_3005.N1	27-NOV-2009 01:47:25	Bright	70.000	62	94Bet Leo	2.1360	9700.0	140	40480	No
20	GOM_NL__2PRFIN20091127_015047_000000592084_00346_40480_3006.N1	27-NOV-2009 01:50:47	Bright	59.000	121	29Gam Vir	2.7400	7200.0	118	40480	No
21	GOM_NL__2PRFIN20091127_015615_000000482084_00346_40480_3007.N1	27-NOV-2009 01:56:15	Tw_i_and_stray	47.500	100	4Gam Crv	2.5800	13100.	95	40480	No
22	GOM_NL__2PRFIN20091127_015750_000000492084_00346_40480_3008.N1	27-NOV-2009 01:57:50	Dark	49.000	171	2Eps Crv	3.0010	4250.0	98	40480	No
23	GOM_NL__2PRFIN20091127_021548_000000512084_00347_40481_2996.N1	27-NOV-2009 02:15:48	Dark	50.500	34	Gam2Vel	1.7930	23000.	101	40481	No
24	GOM_NL__2PRFIN20091127_021724_000000582084_00347_40481_2997.N1	27-NOV-2009 02:17:24	Dark	58.000	70	Zet Pup	2.2460	39000.	116	40481	No
25	GOM_NL__2PRFIN20091127_021930_000000522084_00347_40481_2998.N1	27-NOV-2009 02:19:30	Dark	51.500	2	Alp Car	-0.73600	7000.0	103	40481	No
26	GOM_NL__2PRFIN20091127_022103_000000602084_00347_40481_2999.N1	27-NOV-2009 02:21:03	Dark	60.000	117	Pi Pup	2.7060	3800.0	120	40481	No
27	GOM_NL__2PRFIN20091127_022602_000000502084_00347_40481_3000.N1	27-NOV-2009 02:26:02	Dark	49.500	108	Alp Col	2.6520	15200.	99	40481	No
28	GOM_NL__2PRFIN20091127_023201_000000582084_00347_40481_3001.N1	27-NOV-2009 02:32:01	Straylight	57.500	101	11Alp Lep	2.5820	7000.0	115	40481	No
29	GOM_NL__2PRFIN20091127_023551_000000662084_00347_40481_3002.N1	27-NOV-2009 02:35:51	Straylight	66.000	7	19Bet Ori	0.10000	14000.	132	40481	No
30	GOM_NL__2PRFIN20091127_024408_000000572084_00347_40481_3003.N1	27-NOV-2009 02:44:08	Bright	56.500	13	87Alp Tau	0.86700	3800.0	113	40481	No
31	GOM_NL__2PRFIN20091127_024759_000000402084_00347_40481_3004.N1	27-NOV-2009 02:47:59	Bright	40.000	150	44Zet Per	2.8900	28000.	80	40481	No
32	GOM_NL__2PRFIN20091127_025027_000000402084_00347_40481_3005.N1	27-NOV-2009 02:50:27	Bright	40.000	149	45Eps Per	2.8880	30000.	80	40481	No
33	GOM_NL__2PRFIN20091127_025224_000000382084_00347_40481_3006.N1	27-NOV-2009 02:52:24	Bright	37.500	175	39Del Per	3.0100	19400.	75	40481	No
34	GOM_NL__2PRFIN20091127_025441_000000512084_00347_40481_3007.N1	27-NOV-2009 02:54:41	Bright	50.500	6	13Alp Aur	0.080000	3400.0	101	40481	No
35	GOM_NL__2PRFIN20091127_025648_000000492084_00347_40481_3008.N1	27-NOV-2009 02:56:48	Bright	49.000	42	34Bet Aur	1.9000	10200.	98	40481	No
36	GOM_NL__2PRFIN20091127_031034_000000452084_00347_40481_3009.N1	27-NOV-2009 03:10:34	Bright	45.000	36	50Alp UMa	1.8000	6300.0	90	40481	No
37	GOM_NL__2PRFIN20091127_031211_000000492084_00347_40481_3010.N1	27-NOV-2009 03:12:11	Bright	49.000	82	48Bet UMa	2.3650	10600.	98	40481	No
38	GOM_NL__2PRFIN20091127_031350_000000432084_00347_40481_3011.N1	27-NOV-2009 03:13:50	Bright	43.000	87	64Gam UMa	2.4330	11000.	86	40481	No
39	GOM_NL__2PRFIN20091127_031634_000000492084_00347_40481_3012.N1	27-NOV-2009 03:16:34	Bright	49.000	174	52Psi UMa	3.0040	4400.0	98	40481	No
40	GOM_NL__2PRFIN20091127_031858_000000572084_00347_40481_3013.N1	27-NOV-2009 03:18:58	Bright	57.000	152	12Alp2CVn	2.8900	11000.	114	40481	No
41	GOM_NL__2PRFIN20091127_032801_000000512084_00347_40481_3014.N1	27-NOV-2009 03:28:01	Bright	51.000	62	94Bet Leo	2.1360	9700.0	102	40481	No
42	GOM_NL__2PRFIN20091127_033124_000000592084_00347_40481_3015.N1	27-NOV-2009 03:31:24	Bright	59.000	121	29Gam Vir	2.7400	7200.0	118	40481	No

43	GOM_NL__2PRFIN20091127_033652_000000482084_00347_40481_3016.N1	27-NOV-2009 03:36:52	Twilight	47.500	100	4Gam Crv	2.5800	13100.	95	40481	No
44	GOM_NL__2PRFIN20091127_033827_000000472084_00347_40481_3017.N1	27-NOV-2009 03:38:27	Dark	47.000	171	2Eps Crv	3.0010	4250.0	94	40481	No
45	GOM_NL__2PRFIN20091127_035625_000000492084_00348_40482_3004.N1	27-NOV-2009 03:56:25	Dark	49.000	34	Gam2Vel	1.7930	23000.	98	40482	No
46	GOM_NL__2PRFIN20091127_035801_000000602084_00348_40482_3005.N1	27-NOV-2009 03:58:01	Dark	59.500	70	Zet Pup	2.2460	39000.	119	40482	No
47	GOM_NL__2PRFIN20091127_040007_000000482084_00348_40482_3006.N1	27-NOV-2009 04:00:07	Dark	48.000	2	Alp Car	-0.73600	7000.0	96	40482	No
48	GOM_NL__2PRFIN20091127_040140_000000662084_00348_40482_3007.N1	27-NOV-2009 04:01:40	Dark	66.000	117	Pi Pup	2.7060	3800.0	132	40482	No
49	GOM_NL__2PRFIN20091127_040638_000000502084_00348_40482_3008.N1	27-NOV-2009 04:06:38	Dark	49.500	108	Alp Col	2.6520	15200.	99	40482	No
50	GOM_NL__2PRFIN20091127_041238_000000572084_00348_40482_3009.N1	27-NOV-2009 04:12:38	Straylight	56.500	101	11Alp Lep	2.5820	7000.0	113	40482	No
51	GOM_NL__2PRFIN20091127_041628_000000642084_00348_40482_3010.N1	27-NOV-2009 04:16:28	Straylight	64.000	7	19Bet Ori	0.10000	14000.	128	40482	No
52	GOM_NL__2PRFIN20091127_042444_000000562084_00348_40482_3011.N1	27-NOV-2009 04:24:44	Bright	56.000	13	87Alp Tau	0.86700	3800.0	112	40482	No
53	GOM_NL__2PRFIN20091127_042835_000000392084_00348_40482_3012.N1	27-NOV-2009 04:28:35	Bright	39.000	150	44Zet Per	2.8900	28000.	78	40482	No
54	GOM_NL__2PRFIN20091127_043102_000000412084_00348_40482_3013.N1	27-NOV-2009 04:31:02	Bright	40.500	149	45Eps Per	2.8880	30000.	81	40482	No
55	GOM_NL__2PRFIN20091127_043301_000000382084_00348_40482_3014.N1	27-NOV-2009 04:33:01	Bright	37.500	175	39Del Per	3.0100	19400.	75	40482	No
56	GOM_NL__2PRFIN20091127_043517_000000532084_00348_40482_3015.N1	27-NOV-2009 04:35:17	Bright	53.000	6	13Alp Aur	0.080000	3400.0	106	40482	No
57	GOM_NL__2PRFIN20091127_043724_000000532084_00348_40482_3016.N1	27-NOV-2009 04:37:24	Bright	52.500	42	34Bet Aur	1.9000	10200.	105	40482	No
58	GOM_NL__2PRFIN20091127_045109_000000482084_00348_40482_3017.N1	27-NOV-2009 04:51:09	Bright	47.500	36	50Alp UMa	1.8000	6300.0	95	40482	No
59	GOM_NL__2PRFIN20091127_045247_000000482084_00348_40482_3018.N1	27-NOV-2009 04:52:47	Bright	48.000	82	48Bet UMa	2.3650	10600.	96	40482	No
60	GOM_NL__2PRFIN20091127_045426_000000432084_00348_40482_3019.N1	27-NOV-2009 04:54:26	Bright	43.000	87	64Gam UMa	2.4330	11000.	86	40482	No
61	GOM_NL__2PRFIN20091127_045710_000000512084_00348_40482_3020.N1	27-NOV-2009 04:57:10	Bright	51.000	174	52Psi UMa	3.0040	4400.0	102	40482	No
62	GOM_NL__2PRFIN20091127_045934_000000572084_00348_40482_3021.N1	27-NOV-2009 04:59:34	Bright	57.000	152	12Alp2CVn	2.8900	11000.	114	40482	No
63	GOM_NL__2PRFIN20091127_050838_000000532084_00348_40482_3022.N1	27-NOV-2009 05:08:38	Bright	53.000	62	94Bet Leo	2.1360	9700.0	106	40482	No
64	GOM_NL__2PRFIN20091127_051200_000000412084_00348_40482_3023.N1	27-NOV-2009 05:12:00	Bright	41.000	121	29Gam Vir	2.7400	7200.0	82	40482	No
65	GOM_NL__2PRFIN20091127_051729_000000482084_00348_40482_3024.N1	27-NOV-2009 05:17:29	Twilight	47.500	100	4Gam Crv	2.5800	13100.	95	40482	No
66	GOM_NL__2PRFIN20091127_051904_000000492084_00348_40482_3025.N1	27-NOV-2009 05:19:04	Dark	48.500	171	2Eps Crv	3.0010	4250.0	97	40482	No
67	GOM_NL__2PRFIN20091127_053702_000000492084_00349_40483_3014.N1	27-NOV-2009 05:37:02	Dark	49.000	34	Gam2Vel	1.7930	23000.	98	40483	No
68	GOM_NL__2PRFIN20091127_053838_000000552084_00349_40483_3015.N1	27-NOV-2009 05:38:38	Dark	55.000	70	Zet Pup	2.2460	39000.	110	40483	No
69	GOM_NL__2PRFIN20091127_054044_000000512084_00349_40483_3016.N1	27-NOV-2009 05:40:44	Dark	50.500	2	Alp Car	-0.73600	7000.0	101	40483	No
70	GOM_NL__2PRFIN20091127_054217_000000632084_00349_40483_3017.N1	27-NOV-2009 05:42:17	Dark	62.500	117	Pi Pup	2.7060	3800.0	125	40483	No
71	GOM_NL__2PRFIN20091127_054715_000000492084_00349_40483_3018.N1	27-NOV-2009 05:47:15	Dark	48.500	108	Alp Col	2.6520	15200.	97	40483	No
72	GOM_NL__2PRFIN20091127_055314_000000572084_00349_40483_3019.N1	27-NOV-2009 05:53:14	Straylight	57.000	101	11Alp Lep	2.5820	7000.0	114	40483	No
73	GOM_NL__2PRFIN20091127_055704_000000642084_00349_40483_3020.N1	27-NOV-2009 05:57:04	Straylight	63.500	7	19Bet Ori	0.10000	14000.	127	40483	No
74	GOM_NL__2PRFIN20091127_060519_000000552084_00349_40483_3021.N1	27-NOV-2009 06:05:19	Bright	55.000	13	87Alp Tau	0.86700	3800.0	110	40483	No
75	GOM_NL__2PRFIN20091127_060911_000000402084_00349_40483_3022.N1	27-NOV-2009 06:09:11	Bright	40.000	150	44Zet Per	2.8900	28000.	80	40483	No
76	GOM_NL__2PRFIN20091127_061138_000000582084_00349_40483_3023.N1	27-NOV-2009 06:11:38	Bright	58.000	149	45Eps Per	2.8880	30000.	116	40483	No
77	GOM_NL__2PRFIN20091127_061336_000000382084_00349_40483_3024.N1	27-NOV-2009 06:13:36	Bright	37.500	175	39Del Per	3.0100	19400.	75	40483	No
78	GOM_NL__2PRFIN20091127_061552_000000492084_00349_40483_3025.N1	27-NOV-2009 06:15:52	Bright	49.000	6	13Alp Aur	0.080000	3400.0	98	40483	No
79	GOM_NL__2PRFIN20091127_061758_000000532084_00349_40483_3026.N1	27-NOV-2009 06:17:58	Bright	52.500	42	34Bet Aur	1.9000	10200.	105	40483	No
80	GOM_NL__2PRFIN20091127_063145_000000402084_00349_40483_3027.N1	27-NOV-2009 06:31:45	Bright	40.000	36	50Alp UMa	1.8000	6300.0	80	40483	No
81	GOM_NL__2PRFIN20091127_063322_000000482084_00349_40483_3028.N1	27-NOV-2009 06:33:22	Bright	47.500	82	48Bet UMa	2.3650	10600.	95	40483	No
82	GOM_NL__2PRFIN20091127_063502_000000442084_00349_40483_3029.N1	27-NOV-2009 06:35:02	Bright	44.000	87	64Gam UMa	2.4330	11000.	88	40483	No
83	GOM_NL__2PRFIN20091127_063746_000000472084_00349_40483_3030.N1	27-NOV-2009 06:37:46	Bright	47.000	174	52Psi UMa	3.0040	4400.0	94	40483	No
84	GOM_NL__2PRFIN20091127_064010_000000452084_00349_40483_3031.N1	27-NOV-2009 06:40:10	Bright	45.000	152	12Alp2CVn	2.8900	11000.	90	40483	No
85	GOM_NL__2PRFIN20091127_064914_000000532084_00349_40483_3032.N1	27-NOV-2009 06:49:14	Bright	52.500	62	94Bet Leo	2.1360	9700.0	105	40483	No
86	GOM_NL__2PRFIN20091127_065237_000000412084_00349_40483_3033.N1	27-NOV-2009 06:52:37	Bright	41.000	121	29Gam Vir	2.7400	7200.0	82	40483	No
87	GOM_NL__2PRFIN20091127_065806_000000492084_00349_40483_3034.N1	27-NOV-2009 06:58:06	Twilight	48.500	100	4Gam Crv	2.5800	13100.	97	40483	No
88	GOM_NL__2PRFIN20091127_065941_000000462084_00349_40483_3035.N1	27-NOV-2009 06:59:41	Dark	45.500	171	2Eps Crv	3.0010	4250.0	91	40483	No
89	GOM_NL__2PRFIN20091127_071739_000000492084_00350_40484_3022.N1	27-NOV-2009 07:17:39	Dark	48.500	34	Gam2Vel	1.7930	23000.	97	40484	No
90	GOM_NL__2PRFIN20091127_071915_000000572084_00350_40484_3023.N1	27-NOV-2009 07:19:15	Dark	56.500	70	Zet Pup	2.2460	39000.	113	40484	No
91	GOM_NL__2PRFIN20091127_072120_000000472084_00350_40484_3024.N1	27-NOV-2009 07:21:20	Dark	46.500	2	Alp Car	-0.73600	7000.0	93	40484	No
92	GOM_NL__2PRFIN20091127_072254_000000652084_00350_40484_3025.N1	27-NOV-2009 07:22:54	Dark	64.500	117	Pi Pup	2.7060	3800.0	129	40484	No
93	GOM_NL__2PRFIN20091127_072751_000000502084_00350_40484_3026.N1	27-NOV-2009 07:27:51	Dark	49.500	108	Alp Col	2.6520	15200.	99	40484	No
94	GOM_NL__2PRFIN20091127_073350_000000542084_00350_40484_3027.N1	27-NOV-2009 07:33:50	Straylight	54.000	101	11Alp Lep	2.5820	7000.0	108	40484	No
95	GOM_NL__2PRFIN20091127_073739_000000602084_00350_40484_3028.N1	27-NOV-2009 07:37:39	Straylight	60.000	7	19Bet Ori	0.10000	14000.	120	40484	No
96	GOM_NL__2PRFIN20091127_074555_000000582084_00350_40484_3029.N1	27-NOV-2009 07:45:55	Bright	58.000	13	87Alp Tau	0.86700	3800.0	116	40484	No
97	GOM_NL__2PRFIN20091127_074946_000000402084_00350_40484_3030.N1	27-NOV-2009 07:49:46	Bright	40.000	150	44Zet Per	2.8900	28000.	80	40484	No
98	GOM_NL__2PRFIN20091127_075214_000000372084_00350_40484_3031.N1	27-NOV-2009 07:52:14	Bright	37.000	149	45Eps Per	2.8880	30000.	74	40484	No
99	GOM_NL__2PRFIN20091127_075412_000000382084_00350_40484_3032.N1	27-NOV-2009 07:54:12	Bright	38.000	175	39Del Per	3.0100	19400.	76	40484	No
100	GOM_NL__2PRFIN20091127_075627_000000502084_00350_40484_3033.N1	27-NOV-2009 07:56:27	Bright	50.000	6	13Alp Aur	0.080000	3400.0	100	40484	No
101	GOM_NL__2PRFIN20091127_075833_000000522084_00350_40484_3034.N1	27-NOV-2009 07:58:33	Bright	52.000	42	34Bet Aur	1.9000	10200.	104	40484	No

102	GOM_NL__2PRFIN20091127_081221_000000452084_00350_40484_3035.N1	27-NOV-2009 08:12:21	Bright	45.000	36	50Alp UMa	1.8000	6300.0	90	40484	No
103	GOM_NL__2PRFIN20091127_081358_000000452084_00350_40484_3036.N1	27-NOV-2009 08:13:58	Bright	44.500	82	48Bet UMa	2.3650	10600.	89	40484	No
104	GOM_NL__2PRFIN20091127_081538_000000392084_00350_40484_3037.N1	27-NOV-2009 08:15:38	Bright	39.000	87	64Gam UMa	2.4330	11000.	78	40484	No
105	GOM_NL__2PRFIN20091127_081821_000000512084_00350_40484_3038.N1	27-NOV-2009 08:18:21	Bright	50.500	174	52Psi UMa	3.0040	4400.0	101	40484	No
106	GOM_NL__2PRFIN20091127_082046_000000382084_00350_40484_3039.N1	27-NOV-2009 08:20:46	Bright	38.000	152	12Alp2CVn	2.8900	11000.	76	40484	No
107	GOM_NL__2PRFIN20091127_082950_000000532084_00350_40484_3040.N1	27-NOV-2009 08:29:50	Bright	53.000	62	94Bet Leo	2.1360	9700.0	106	40484	No
108	GOM_NL__2PRFIN20091127_083313_000000432084_00350_40484_3041.N1	27-NOV-2009 08:33:13	Bright	42.500	121	29Gam Vir	2.7400	7200.0	85	40484	No
109	GOM_NL__2PRFIN20091127_083842_000000472084_00350_40484_3042.N1	27-NOV-2009 08:38:42	Twilight	46.500	100	4Gam Crv	2.5800	13100.	93	40484	No
110	GOM_NL__2PRFIN20091127_084017_000000462084_00350_40484_3043.N1	27-NOV-2009 08:40:17	Dark	46.000	171	2Eps Crv	3.0010	4250.0	92	40484	No
111	GOM_NL__2PRFIN20091127_085816_000000482084_00351_40485_3109.N1	27-NOV-2009 08:58:16	Dark	48.000	34	Gam2Vel	1.7930	23000.	96	40485	No
112	GOM_NL__2PRFIN20091127_085952_000000552084_00351_40485_3110.N1	27-NOV-2009 08:59:52	Dark	55.000	70	Zet Pup	2.2460	39000.	110	40485	No
113	GOM_NL__2PRFIN20091127_090157_000000562084_00351_40485_3111.N1	27-NOV-2009 09:01:57	Dark	56.000	2	Alp Car	-0.73600	7000.0	112	40485	No
114	GOM_NL__2PRFIN20091127_090330_000000602084_00351_40485_3112.N1	27-NOV-2009 09:03:30	Dark	60.000	117	Pi Pup	2.7060	3800.0	120	40485	No
115	GOM_NL__2PRFIN20091127_090828_000000482084_00351_40485_3113.N1	27-NOV-2009 09:08:28	Dark	48.000	108	Alp Col	2.6520	15200.	96	40485	No
116	GOM_NL__2PRFIN20091127_091426_000000562084_00351_40485_3114.N1	27-NOV-2009 09:14:26	Straylight	56.000	101	11Alp Lep	2.5820	7000.0	112	40485	No
117	GOM_NL__2PRFIN20091127_091815_000000622084_00351_40485_3115.N1	27-NOV-2009 09:18:15	Straylight	62.000	7	19Bet Ori	0.10000	14000.	124	40485	No
118	GOM_NL__2PRFIN20091127_092630_000000572084_00351_40485_3116.N1	27-NOV-2009 09:26:30	Bright	57.000	13	87Alp Tau	0.86700	3800.0	114	40485	No
119	GOM_NL__2PRFIN20091127_093022_000000392084_00351_40485_3117.N1	27-NOV-2009 09:30:22	Bright	39.000	150	44Zet Per	2.8900	28000.	78	40485	No
120	GOM_NL__2PRFIN20091127_093249_000000392084_00351_40485_3118.N1	27-NOV-2009 09:32:49	Bright	38.500	149	45Eps Per	2.8880	30000.	77	40485	No
121	GOM_NL__2PRFIN20091127_093447_000000382084_00351_40485_3119.N1	27-NOV-2009 09:34:47	Bright	38.000	175	39Del Per	3.0100	19400.	76	40485	No
122	GOM_NL__2PRFIN20091127_093702_000000692084_00351_40485_3120.N1	27-NOV-2009 09:37:02	Bright	69.000	6	13Alp Aur	0.080000	3400.0	138	40485	No
123	GOM_NL__2PRFIN20091127_093908_000000532084_00351_40485_3121.N1	27-NOV-2009 09:39:08	Bright	52.500	42	34Bet Aur	1.9000	10200.	105	40485	No
124	GOM_NL__2PRFIN20091127_095256_000000442084_00351_40485_3122.N1	27-NOV-2009 09:52:56	Bright	43.500	36	50Alp UMa	1.8000	6300.0	87	40485	No
125	GOM_NL__2PRFIN20091127_095433_000000442084_00351_40485_3123.N1	27-NOV-2009 09:54:33	Bright	43.500	82	48Bet UMa	2.3650	10600.	87	40485	No
126	GOM_NL__2PRFIN20091127_095614_000000392084_00351_40485_3124.N1	27-NOV-2009 09:56:14	Bright	39.000	87	64Gam UMa	2.4330	11000.	78	40485	No
127	GOM_NL__2PRFIN20091127_095857_000000512084_00351_40485_3125.N1	27-NOV-2009 09:58:57	Bright	51.000	174	52Psi UMa	3.0040	4400.0	102	40485	No
128	GOM_NL__2PRFIN20091127_100122_000000412084_00351_40485_3126.N1	27-NOV-2009 10:01:22	Bright	40.500	152	12Alp2CVn	2.8900	11000.	81	40485	No
129	GOM_NL__2PRFIN20091127_101027_000000722084_00351_40485_3127.N1	27-NOV-2009 10:10:27	Bright	72.000	62	94Bet Leo	2.1360	9700.0	144	40485	No
130	GOM_NL__2PRFIN20091127_101350_000000562084_00351_40485_3128.N1	27-NOV-2009 10:13:50	Bright	56.000	121	29Gam Vir	2.7400	7200.0	112	40485	No
131	GOM_NL__2PRFIN20091127_101919_000000462084_00351_40485_3129.N1	27-NOV-2009 10:19:19	Twilight	46.000	100	4Gam Crv	2.5800	13100.	92	40485	No
132	GOM_NL__2PRFIN20091127_102054_000000462084_00351_40485_3130.N1	27-NOV-2009 10:20:54	Dark	46.000	171	2Eps Crv	3.0010	4250.0	92	40485	No
133	GOM_NL__2PRFIN20091127_103853_000000492084_00352_40486_3117.N1	27-NOV-2009 10:38:53	Dark	48.500	34	Gam2Vel	1.7930	23000.	97	40486	No
134	GOM_NL__2PRFIN20091127_104029_000000552084_00352_40486_3118.N1	27-NOV-2009 10:40:29	Dark	55.000	70	Zet Pup	2.2460	39000.	110	40486	No
135	GOM_NL__2PRFIN20091127_104408_000000642084_00352_40486_3119.N1	27-NOV-2009 10:44:08	Dark	64.000	117	Pi Pup	2.7060	3800.0	128	40486	No
136	GOM_NL__2PRFIN20091127_104904_000000512084_00352_40486_3120.N1	27-NOV-2009 10:49:04	Dark	51.000	108	Alp Col	2.6520	15200.	102	40486	No
137	GOM_NL__2PRFIN20091127_105502_000000582084_00352_40486_3121.N1	27-NOV-2009 10:55:02	Straylight	57.500	101	11Alp Lep	2.5820	7000.0	115	40486	No
138	GOM_NL__2PRFIN20091127_105851_000000622084_00352_40486_3122.N1	27-NOV-2009 10:58:51	Straylight	62.000	7	19Bet Ori	0.10000	14000.	124	40486	No
139	GOM_NL__2PRFIN20091127_110706_000000602084_00352_40486_3123.N1	27-NOV-2009 11:07:06	Bright	60.000	13	87Alp Tau	0.86700	3800.0	120	40486	No
140	GOM_NL__2PRFIN20091127_111057_000000402084_00352_40486_3124.N1	27-NOV-2009 11:10:57	Bright	39.500	150	44Zet Per	2.8900	28000.	79	40486	No
141	GOM_NL__2PRFIN20091127_111325_000000392084_00352_40486_3125.N1	27-NOV-2009 11:13:25	Bright	39.000	149	45Eps Per	2.8880	30000.	78	40486	No
142	GOM_NL__2PRFIN20091127_111523_000000372084_00352_40486_3126.N1	27-NOV-2009 11:15:23	Bright	37.000	175	39Del Per	3.0100	19400.	74	40486	No
143	GOM_NL__2PRFIN20091127_111737_000000542084_00352_40486_3127.N1	27-NOV-2009 11:17:37	Bright	53.500	6	13Alp Aur	0.080000	3400.0	107	40486	No
144	GOM_NL__2PRFIN20091127_111943_000000552084_00352_40486_3128.N1	27-NOV-2009 11:19:43	Bright	55.000	42	34Bet Aur	1.9000	10200.	110	40486	No
145	GOM_NL__2PRFIN20091127_113331_000000462084_00352_40486_3129.N1	27-NOV-2009 11:33:31	Bright	46.000	36	50Alp UMa	1.8000	6300.0	92	40486	No
146	GOM_NL__2PRFIN20091127_113509_000000492084_00352_40486_3130.N1	27-NOV-2009 11:35:09	Bright	48.500	82	48Bet UMa	2.3650	10600.	97	40486	No
147	GOM_NL__2PRFIN20091127_113649_000000462084_00352_40486_3131.N1	27-NOV-2009 11:36:49	Bright	46.000	87	64Gam UMa	2.4330	11000.	92	40486	No
148	GOM_NL__2PRFIN20091127_113933_000000542084_00352_40486_3132.N1	27-NOV-2009 11:39:33	Bright	54.000	174	52Psi UMa	3.0040	4400.0	108	40486	No
149	GOM_NL__2PRFIN20091127_114158_000000372084_00352_40486_3133.N1	27-NOV-2009 11:41:58	Bright	37.000	152	12Alp2CVn	2.8900	11000.	74	40486	No
150	GOM_NL__2PRFIN20091127_115104_000000552084_00352_40486_3134.N1	27-NOV-2009 11:51:04	Bright	54.500	62	94Bet Leo	2.1360	9700.0	109	40486	No
151	GOM_NL__2PRFIN20091127_115426_000000412084_00352_40486_3135.N1	27-NOV-2009 11:54:26	Bright	41.000	121	29Gam Vir	2.7400	7200.0	82	40486	No
152	GOM_NL__2PRFIN20091127_115956_000000482084_00352_40486_3136.N1	27-NOV-2009 11:59:56	Twilight	47.500	100	4Gam Crv	2.5800	13100.	95	40486	No
153	GOM_NL__2PRFIN20091127_120130_000000462084_00352_40486_3137.N1	27-NOV-2009 12:01:30	Dark	46.000	171	2Eps Crv	3.0010	4250.0	92	40486	No
154	GOM_NL__2PRFIN20091127_121930_000000572084_00353_40487_3131.N1	27-NOV-2009 12:19:30	Dark	57.000	34	Gam2Vel	1.7930	23000.	114	40487	No
155	GOM_NL__2PRFIN20091127_122106_000000582084_00353_40487_3132.N1	27-NOV-2009 12:21:06	Dark	57.500	70	Zet Pup	2.2460	39000.	115	40487	No
156	GOM_NL__2PRFIN20091127_122444_000000632084_00353_40487_3133.N1	27-NOV-2009 12:24:44	Dark	63.000	117	Pi Pup	2.7060	3800.0	126	40487	No
157	GOM_NL__2PRFIN20091127_122941_000000502084_00353_40487_3134.N1	27-NOV-2009 12:29:41	Dark	49.500	108	Alp Col	2.6520	15200.	99	40487	No
158	GOM_NL__2PRFIN20091127_123538_000000572084_00353_40487_3135.N1	27-NOV-2009 12:35:38	Straylight	56.500	101	11Alp Lep	2.5820	7000.0	113	40487	No
159	GOM_NL__2PRFIN20091127_123927_000000622084_00353_40487_3136.N1	27-NOV-2009 12:39:27	Straylight	61.500	7	19Bet Ori	0.10000	14000.	123	40487	No
160	GOM_NL__2PRFIN20091127_124741_000000572084_00353_40487_3137.N1	27-NOV-2009 12:47:41	Bright	57.000	13	87Alp Tau	0.86700	3800.0	114	40487	No

161	GOM_NL__2PRFIN20091127_125133_000000402084_00353_40487_3138.N1	27-NOV-2009 12:51:33	Bright	40.000	150	44Zet Per	2.8900	28000.	80	40487	No
162	GOM_NL__2PRFIN20091127_125400_000000392084_00353_40487_3139.N1	27-NOV-2009 12:54:00	Bright	38.500	149	45Eps Per	2.8880	30000.	77	40487	No
163	GOM_NL__2PRFIN20091127_125559_000000382084_00353_40487_3140.N1	27-NOV-2009 12:55:59	Bright	37.500	175	39Del Per	3.0100	19400.	75	40487	No
164	GOM_NL__2PRFIN20091127_125813_000000552084_00353_40487_3141.N1	27-NOV-2009 12:58:13	Bright	54.500	6	13Alp Aur	0.080000	3400.0	109	40487	No
165	GOM_NL__2PRFIN20091127_130018_000000532084_00353_40487_3142.N1	27-NOV-2009 13:00:18	Bright	53.000	42	34Bet Aur	1.9000	10200.	106	40487	No
166	GOM_NL__2PRFIN20091127_131407_000000622084_00353_40487_3143.N1	27-NOV-2009 13:14:07	Bright	62.000	36	50Alp UMa	1.8000	6300.0	124	40487	No
167	GOM_NL__2PRFIN20091127_131545_000000442084_00353_40487_3144.N1	27-NOV-2009 13:15:45	Bright	44.000	82	48Bet UMa	2.3650	10600.	88	40487	No
168	GOM_NL__2PRFIN20091127_131725_000000432084_00353_40487_3145.N1	27-NOV-2009 13:17:25	Bright	42.500	87	64Gam UMa	2.4330	11000.	85	40487	No
169	GOM_NL__2PRFIN20091127_132008_000000732084_00353_40487_3146.N1	27-NOV-2009 13:20:08	Bright	73.000	174	52Psi UMa	3.0040	4400.0	146	40487	No
170	GOM_NL__2PRFIN20091127_132234_000000372084_00353_40487_3147.N1	27-NOV-2009 13:22:34	Bright	36.500	152	12Alp2CVn	2.8900	11000.	73	40487	No
171	GOM_NL__2PRFIN20091127_133140_000000562084_00353_40487_3148.N1	27-NOV-2009 13:31:40	Bright	55.500	62	94Bet Leo	2.1360	9700.0	111	40487	No
172	GOM_NL__2PRFIN20091127_133502_000000552084_00353_40487_3149.N1	27-NOV-2009 13:35:02	Bright	55.000	121	29Gam Vir	2.7400	7200.0	110	40487	No
173	GOM_NL__2PRFIN20091127_134032_000000472084_00353_40487_3150.N1	27-NOV-2009 13:40:32	Tw_i_and_stray	46.500	100	4Gam Crv	2.5800	13100.	93	40487	No
174	GOM_NL__2PRFIN20091127_134207_000000482084_00353_40487_3151.N1	27-NOV-2009 13:42:07	Dark	47.500	171	2Eps Crv	3.0010	4250.0	95	40487	No
175	GOM_NL__2PRFIN20091127_140006_000000502084_00354_40488_3178.N1	27-NOV-2009 14:00:06	Dark	50.000	34	Gam2Vel	1.7930	23000.	100	40488	No
176	GOM_NL__2PRFIN20091127_140143_000000542084_00354_40488_3179.N1	27-NOV-2009 14:01:43	Dark	54.000	70	Zet Pup	2.2460	39000.	108	40488	No
177	GOM_NL__2PRFIN20091127_140521_000000642084_00354_40488_3180.N1	27-NOV-2009 14:05:21	Dark	63.500	117	Pi Pup	2.7060	3800.0	127	40488	No
178	GOM_NL__2PRFIN20091127_141016_000000502084_00354_40488_3181.N1	27-NOV-2009 14:10:16	Dark	49.500	108	Alp Col	2.6520	15200.	99	40488	No
179	GOM_NL__2PRFIN20091127_141614_000000572084_00354_40488_3182.N1	27-NOV-2009 14:16:14	Straylight	57.000	101	11Alp Lep	2.5820	7000.0	114	40488	No
180	GOM_NL__2PRFIN20091127_142003_000000642084_00354_40488_3183.N1	27-NOV-2009 14:20:03	Straylight	63.500	7	19Bet Ori	0.10000	14000.	127	40488	No
181	GOM_NL__2PRFIN20091127_142817_000000572084_00354_40488_3184.N1	27-NOV-2009 14:28:17	Bright	57.000	13	87Alp Tau	0.86700	3800.0	114	40488	No
182	GOM_NL__2PRFIN20091127_143209_000000402084_00354_40488_3185.N1	27-NOV-2009 14:32:09	Bright	40.000	150	44Zet Per	2.8900	28000.	80	40488	No
183	GOM_NL__2PRFIN20091127_143436_000000382084_00354_40488_3186.N1	27-NOV-2009 14:34:36	Bright	37.500	149	45Eps Per	2.8880	30000.	75	40488	No
184	GOM_NL__2PRFIN20091127_143634_000000372084_00354_40488_3187.N1	27-NOV-2009 14:36:34	Bright	37.000	175	39Del Per	3.0100	19400.	74	40488	No
185	GOM_NL__2PRFIN20091127_143848_000000522084_00354_40488_3188.N1	27-NOV-2009 14:38:48	Bright	52.000	6	13Alp Aur	0.080000	3400.0	104	40488	No
186	GOM_NL__2PRFIN20091127_144053_000000532084_00354_40488_3189.N1	27-NOV-2009 14:40:53	Bright	52.500	42	34Bet Aur	1.9000	10200.	105	40488	No
187	GOM_NL__2PRFIN20091127_145443_000000462084_00354_40488_3190.N1	27-NOV-2009 14:54:43	Bright	45.500	36	50Alp UMa	1.8000	6300.0	91	40488	No
188	GOM_NL__2PRFIN20091127_145620_000000422084_00354_40488_3191.N1	27-NOV-2009 14:56:20	Bright	42.000	82	48Bet UMa	2.3650	10600.	84	40488	No
189	GOM_NL__2PRFIN20091127_145801_000000522084_00354_40488_3192.N1	27-NOV-2009 14:58:01	Bright	52.000	87	64Gam UMa	2.4330	11000.	104	40488	No
190	GOM_NL__2PRFIN20091127_150044_000000532084_00354_40488_3193.N1	27-NOV-2009 15:00:44	Bright	52.500	174	52Psi UMa	3.0040	4400.0	105	40488	No
191	GOM_NL__2PRFIN20091127_150310_000000572084_00354_40488_3194.N1	27-NOV-2009 15:03:10	Bright	57.000	152	12Alp2CVn	2.8900	11000.	114	40488	No
192	GOM_NL__2PRFIN20091127_151217_000000542084_00354_40488_3195.N1	27-NOV-2009 15:12:17	Bright	54.000	62	94Bet Leo	2.1360	9700.0	108	40488	No
193	GOM_NL__2PRFIN20091127_152109_000000452084_00354_40488_3196.N1	27-NOV-2009 15:21:09	Tw_i_and_stray	45.000	100	4Gam Crv	2.5800	13100.	90	40488	No
194	GOM_NL__2PRFIN20091127_152244_000000472084_00354_40488_3197.N1	27-NOV-2009 15:22:44	Dark	47.000	171	2Eps Crv	3.0010	4250.0	94	40488	No
195	GOM_NL__2PRFIN20091127_154043_000000522084_00355_40489_3187.N1	27-NOV-2009 15:40:43	Dark	51.500	34	Gam2Vel	1.7930	23000.	103	40489	No
196	GOM_NL__2PRFIN20091127_154220_000000562084_00355_40489_3188.N1	27-NOV-2009 15:42:20	Dark	55.500	70	Zet Pup	2.2460	39000.	111	40489	No
197	GOM_NL__2PRFIN20091127_154558_000000642084_00355_40489_3189.N1	27-NOV-2009 15:45:58	Dark	63.500	117	Pi Pup	2.7060	3800.0	127	40489	No
198	GOM_NL__2PRFIN20091127_155053_000000492084_00355_40489_3190.N1	27-NOV-2009 15:50:53	Dark	49.000	108	Alp Col	2.6520	15200.	98	40489	No
199	GOM_NL__2PRFIN20091127_155650_000000572084_00355_40489_3191.N1	27-NOV-2009 15:56:50	Straylight	57.000	101	11Alp Lep	2.5820	7000.0	114	40489	No
200	GOM_NL__2PRFIN20091127_160038_000000652084_00355_40489_3192.N1	27-NOV-2009 16:00:38	Straylight	64.500	7	19Bet Ori	0.10000	14000.	129	40489	No
201	GOM_NL__2PRFIN20091127_160852_000000542084_00355_40489_3193.N1	27-NOV-2009 16:08:52	Bright	54.000	13	87Alp Tau	0.86700	3800.0	108	40489	No
202	GOM_NL__2PRFIN20091127_161244_000000412084_00355_40489_3194.N1	27-NOV-2009 16:12:44	Bright	40.500	150	44Zet Per	2.8900	28000.	81	40489	No
203	GOM_NL__2PRFIN20091127_161512_000000382084_00355_40489_3195.N1	27-NOV-2009 16:15:12	Bright	38.000	149	45Eps Per	2.8880	30000.	76	40489	No
204	GOM_NL__2PRFIN20091127_161710_000000382084_00355_40489_3196.N1	27-NOV-2009 16:17:10	Bright	38.000	175	39Del Per	3.0100	19400.	76	40489	No
205	GOM_NL__2PRFIN20091127_161923_000000572084_00355_40489_3197.N1	27-NOV-2009 16:19:23	Bright	56.500	6	13Alp Aur	0.080000	3400.0	113	40489	No
206	GOM_NL__2PRFIN20091127_162127_000000542084_00355_40489_3198.N1	27-NOV-2009 16:21:27	Bright	54.000	42	34Bet Aur	1.9000	10200.	108	40489	No
207	GOM_NL__2PRFIN20091127_163518_000000492084_00355_40489_3199.N1	27-NOV-2009 16:35:18	Bright	48.500	36	50Alp UMa	1.8000	6300.0	97	40489	No
208	GOM_NL__2PRFIN20091127_163656_000000452084_00355_40489_3200.N1	27-NOV-2009 16:36:56	Bright	45.000	82	48Bet UMa	2.3650	10600.	90	40489	No
209	GOM_NL__2PRFIN20091127_163836_000000432084_00355_40489_3201.N1	27-NOV-2009 16:38:36	Bright	42.500	87	64Gam UMa	2.4330	11000.	85	40489	No
210	GOM_NL__2PRFIN20091127_164120_000000492084_00355_40489_3202.N1	27-NOV-2009 16:41:20	Bright	49.000	174	52Psi UMa	3.0040	4400.0	98	40489	No
211	GOM_NL__2PRFIN20091127_164346_000000382084_00355_40489_3203.N1	27-NOV-2009 16:43:46	Bright	38.000	152	12Alp2CVn	2.8900	11000.	76	40489	No
212	GOM_NL__2PRFIN20091127_165253_000000542084_00355_40489_3204.N1	27-NOV-2009 16:52:53	Bright	54.000	62	94Bet Leo	2.1360	9700.0	108	40489	No
213	GOM_NL__2PRFIN20091127_170145_000000462084_00355_40489_3205.N1	27-NOV-2009 17:01:45	Tw_i_and_stray	46.000	100	4Gam Crv	2.5800	13100.	92	40489	No
214	GOM_NL__2PRFIN20091127_170320_000000482084_00355_40489_3206.N1	27-NOV-2009 17:03:20	Dark	47.500	171	2Eps Crv	3.0010	4250.0	95	40489	No
215	GOM_NL__2PRFIN20091127_172120_000000492084_00356_40490_3216.N1	27-NOV-2009 17:21:20	Dark	49.000	34	Gam2Vel	1.7930	23000.	98	40490	No
216	GOM_NL__2PRFIN20091127_172257_000000562084_00356_40490_3217.N1	27-NOV-2009 17:22:57	Dark	55.500	70	Zet Pup	2.2460	39000.	111	40490	No
217	GOM_NL__2PRFIN20091127_172635_000000582084_00356_40490_3218.N1	27-NOV-2009 17:26:35	Dark	58.000	117	Pi Pup	2.7060	3800.0	116	40490	No
218	GOM_NL__2PRFIN20091127_173129_000000472084_00356_40490_3219.N1	27-NOV-2009 17:31:29	Dark	47.000	108	Alp Col	2.6520	15200.	94	40490	No
219	GOM_NL__2PRFIN20091127_173726_000000582084_00356_40490_3220.N1	27-NOV-2009 17:37:26	Straylight	57.500	101	11Alp Lep	2.5820	7000.0	115	40490	No

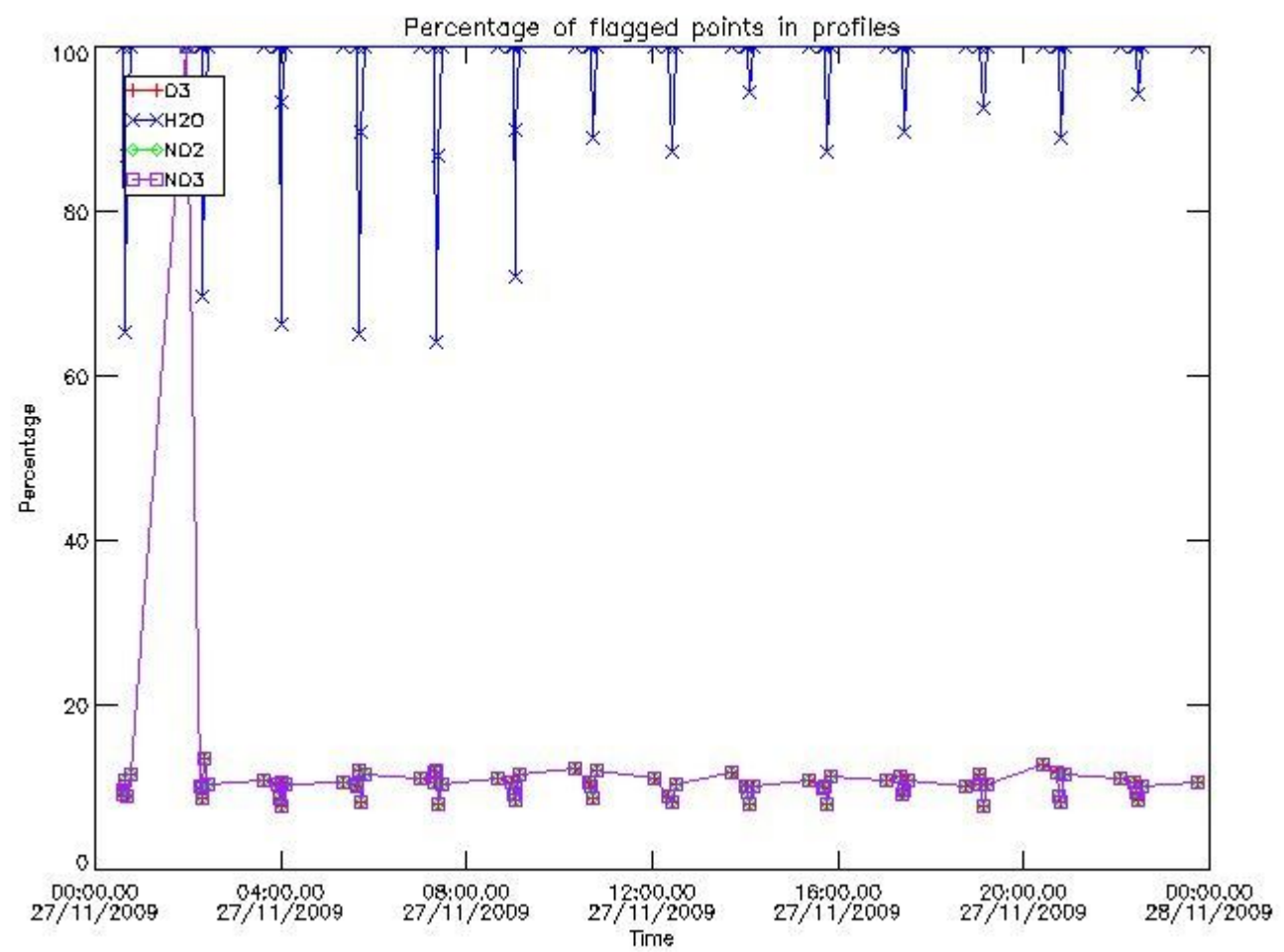
220	GOM_NL__2PRFIN20091127_174114_000000632084_00356_40490_3221.N1	27-NOV-2009 17:41:14	Straylight	62.500	7	19Bet Ori	0.10000	14000.	125	40490	No
221	GOM_NL__2PRFIN20091127_174928_000000542084_00356_40490_3222.N1	27-NOV-2009 17:49:28	Bright	53.500	13	87Alp Tau	0.86700	3800.0	107	40490	No
222	GOM_NL__2PRFIN20091127_175320_000000392084_00356_40490_3223.N1	27-NOV-2009 17:53:20	Bright	38.500	150	44Zet Per	2.8900	28000.	77	40490	No
223	GOM_NL__2PRFIN20091127_175547_000000382084_00356_40490_3224.N1	27-NOV-2009 17:55:47	Bright	38.000	149	45Eps Per	2.8880	30000.	76	40490	No
224	GOM_NL__2PRFIN20091127_175745_000000492084_00356_40490_3225.N1	27-NOV-2009 17:57:45	Bright	49.000	175	39Del Per	3.0100	19400.	98	40490	No
225	GOM_NL__2PRFIN20091127_175958_000000482084_00356_40490_3226.N1	27-NOV-2009 17:59:58	Bright	48.000	6	13Alp Aur	0.080000	3400.0	96	40490	No
226	GOM_NL__2PRFIN20091127_180202_000000532084_00356_40490_3227.N1	27-NOV-2009 18:02:02	Bright	53.000	42	34Bet Aur	1.9000	10200.	106	40490	No
227	GOM_NL__2PRFIN20091127_181554_000000432084_00356_40490_3228.N1	27-NOV-2009 18:15:54	Bright	42.500	36	50Alp UMa	1.8000	6300.0	85	40490	No
228	GOM_NL__2PRFIN20091127_181731_000000662084_00356_40490_3229.N1	27-NOV-2009 18:17:31	Bright	66.000	82	48Bet UMa	2.3650	10600.	132	40490	No
229	GOM_NL__2PRFIN20091127_181912_000000512084_00356_40490_3230.N1	27-NOV-2009 18:19:12	Bright	50.500	87	64Gam UMa	2.4330	11000.	101	40490	No
230	GOM_NL__2PRFIN20091127_182156_000000492084_00356_40490_3231.N1	27-NOV-2009 18:21:56	Bright	48.500	174	52Psi UMa	3.0040	4400.0	97	40490	No
231	GOM_NL__2PRFIN20091127_182422_000000572084_00356_40490_3232.N1	27-NOV-2009 18:24:22	Bright	57.000	152	12Alp2CVn	2.8900	11000.	114	40490	No
232	GOM_NL__2PRFIN20091127_183330_000000552084_00356_40490_3233.N1	27-NOV-2009 18:33:30	Bright	54.500	62	94Bet Leo	2.1360	9700.0	109	40490	No
233	GOM_NL__2PRFIN20091127_183652_000000592084_00356_40490_3234.N1	27-NOV-2009 18:36:52	Bright	59.000	121	29Gam Vir	2.7400	7200.0	118	40490	No
234	GOM_NL__2PRFIN20091127_184222_000000482084_00356_40490_3235.N1	27-NOV-2009 18:42:22	Tw_i_and_stray	47.500	100	4Gam Crv	2.5800	13100.	95	40490	No
235	GOM_NL__2PRFIN20091127_184357_000000502084_00356_40490_3236.N1	27-NOV-2009 18:43:57	Dark	50.000	171	2Eps Crv	3.0010	4250.0	100	40490	No
236	GOM_NL__2PRFIN20091127_190157_000000482084_00357_40491_3225.N1	27-NOV-2009 19:01:57	Dark	48.000	34	Gam2Vel	1.7930	23000.	96	40491	No
237	GOM_NL__2PRFIN20091127_190334_000000542084_00357_40491_3226.N1	27-NOV-2009 19:03:34	Dark	53.500	70	Zet Pup	2.2460	39000.	107	40491	No
238	GOM_NL__2PRFIN20091127_190711_000000672084_00357_40491_3227.N1	27-NOV-2009 19:07:11	Dark	67.000	117	Pi Pup	2.7060	3800.0	134	40491	No
239	GOM_NL__2PRFIN20091127_191206_000000502084_00357_40491_3228.N1	27-NOV-2009 19:12:06	Dark	49.500	108	Alp Col	2.6520	15200.	99	40491	No
240	GOM_NL__2PRFIN20091127_191802_000000572084_00357_40491_3229.N1	27-NOV-2009 19:18:02	Straylight	57.000	101	11Alp Lep	2.5820	7000.0	114	40491	No
241	GOM_NL__2PRFIN20091127_192150_000000612084_00357_40491_3230.N1	27-NOV-2009 19:21:50	Straylight	61.000	7	19Bet Ori	0.10000	14000.	122	40491	No
242	GOM_NL__2PRFIN20091127_193003_000000572084_00357_40491_3231.N1	27-NOV-2009 19:30:03	Bright	56.500	13	87Alp Tau	0.86700	3800.0	113	40491	No
243	GOM_NL__2PRFIN20091127_193356_000000402084_00357_40491_3232.N1	27-NOV-2009 19:33:56	Bright	40.000	150	44Zet Per	2.8900	28000.	80	40491	No
244	GOM_NL__2PRFIN20091127_193623_000000372084_00357_40491_3233.N1	27-NOV-2009 19:36:23	Bright	37.000	149	45Eps Per	2.8880	30000.	74	40491	No
245	GOM_NL__2PRFIN20091127_193821_000000372084_00357_40491_3234.N1	27-NOV-2009 19:38:21	Bright	36.500	175	39Del Per	3.0100	19400.	73	40491	No
246	GOM_NL__2PRFIN20091127_194033_000000582084_00357_40491_3235.N1	27-NOV-2009 19:40:33	Bright	57.500	6	13Alp Aur	0.080000	3400.0	115	40491	No
247	GOM_NL__2PRFIN20091127_194237_000000552084_00357_40491_3236.N1	27-NOV-2009 19:42:37	Bright	54.500	42	34Bet Aur	1.9000	10200.	109	40491	No
248	GOM_NL__2PRFIN20091127_195630_000000472084_00357_40491_3237.N1	27-NOV-2009 19:56:30	Bright	46.500	36	50Alp UMa	1.8000	6300.0	93	40491	No
249	GOM_NL__2PRFIN20091127_195807_000000462084_00357_40491_3238.N1	27-NOV-2009 19:58:07	Bright	46.000	82	48Bet UMa	2.3650	10600.	92	40491	No
250	GOM_NL__2PRFIN20091127_195948_000000612084_00357_40491_3239.N1	27-NOV-2009 19:59:48	Bright	61.000	87	64Gam UMa	2.4330	11000.	122	40491	No
251	GOM_NL__2PRFIN20091127_200231_000000502084_00357_40491_3240.N1	27-NOV-2009 20:02:31	Bright	50.000	174	52Psi UMa	3.0040	4400.0	100	40491	No
252	GOM_NL__2PRFIN20091127_200458_000000402084_00357_40491_3241.N1	27-NOV-2009 20:04:58	Bright	39.500	152	12Alp2CVn	2.8900	11000.	79	40491	No
253	GOM_NL__2PRFIN20091127_201406_000000582084_00357_40491_3242.N1	27-NOV-2009 20:14:06	Bright	57.500	62	94Bet Leo	2.1360	9700.0	115	40491	No
254	GOM_NL__2PRFIN20091127_201728_000000442084_00357_40491_3243.N1	27-NOV-2009 20:17:28	Bright	44.000	121	29Gam Vir	2.7400	7200.0	88	40491	No
255	GOM_NL__2PRFIN20091127_202259_000000442084_00357_40491_3244.N1	27-NOV-2009 20:22:59	Tw_i_and_stray	43.500	100	4Gam Crv	2.5800	13100.	87	40491	No
256	GOM_NL__2PRFIN20091127_202434_000000482084_00357_40491_3245.N1	27-NOV-2009 20:24:34	Dark	48.000	171	2Eps Crv	3.0010	4250.0	96	40491	No
257	GOM_NL__2PRFIN20091127_204234_000000472084_00358_40492_3234.N1	27-NOV-2009 20:42:34	Dark	47.000	34	Gam2Vel	1.7930	23000.	94	40492	No
258	GOM_NL__2PRFIN20091127_204411_000000572084_00358_40492_3235.N1	27-NOV-2009 20:44:11	Dark	56.500	70	Zet Pup	2.2460	39000.	113	40492	No
259	GOM_NL__2PRFIN20091127_204748_000000632084_00358_40492_3236.N1	27-NOV-2009 20:47:48	Dark	63.000	117	Pi Pup	2.7060	3800.0	126	40492	No
260	GOM_NL__2PRFIN20091127_205242_000000482084_00358_40492_3237.N1	27-NOV-2009 20:52:42	Dark	48.000	108	Alp Col	2.6520	15200.	96	40492	No
261	GOM_NL__2PRFIN20091127_205838_000000582084_00358_40492_3238.N1	27-NOV-2009 20:58:38	Straylight	58.000	101	11Alp Lep	2.5820	7000.0	116	40492	No
262	GOM_NL__2PRFIN20091127_210226_000000632084_00358_40492_3239.N1	27-NOV-2009 21:02:26	Straylight	62.500	7	19Bet Ori	0.10000	14000.	125	40492	No
263	GOM_NL__2PRFIN20091127_211039_000000562084_00358_40492_3240.N1	27-NOV-2009 21:10:39	Bright	55.500	13	87Alp Tau	0.86700	3800.0	111	40492	No
264	GOM_NL__2PRFIN20091127_211431_000000402084_00358_40492_3241.N1	27-NOV-2009 21:14:31	Bright	40.000	150	44Zet Per	2.8900	28000.	80	40492	No
265	GOM_NL__2PRFIN20091127_211658_000000392084_00358_40492_3242.N1	27-NOV-2009 21:16:58	Bright	39.000	149	45Eps Per	2.8880	30000.	78	40492	No
266	GOM_NL__2PRFIN20091127_211857_000000372084_00358_40492_3243.N1	27-NOV-2009 21:18:57	Bright	37.000	175	39Del Per	3.0100	19400.	74	40492	No
267	GOM_NL__2PRFIN20091127_212108_000000542084_00358_40492_3244.N1	27-NOV-2009 21:21:08	Bright	54.000	6	13Alp Aur	0.080000	3400.0	108	40492	No
268	GOM_NL__2PRFIN20091127_212312_000000542084_00358_40492_3245.N1	27-NOV-2009 21:23:12	Bright	54.000	42	34Bet Aur	1.9000	10200.	108	40492	No
269	GOM_NL__2PRFIN20091127_213705_000000502084_00358_40492_3246.N1	27-NOV-2009 21:37:05	Bright	50.000	36	50Alp UMa	1.8000	6300.0	100	40492	No
270	GOM_NL__2PRFIN20091127_213843_000000662084_00358_40492_3247.N1	27-NOV-2009 21:38:43	Bright	66.000	82	48Bet UMa	2.3650	10600.	132	40492	No
271	GOM_NL__2PRFIN20091127_214024_000000612084_00358_40492_3248.N1	27-NOV-2009 21:40:24	Bright	61.000	87	64Gam UMa	2.4330	11000.	122	40492	No
272	GOM_NL__2PRFIN20091127_214307_000000512084_00358_40492_3249.N1	27-NOV-2009 21:43:07	Bright	50.500	174	52Psi UMa	3.0040	4400.0	101	40492	No
273	GOM_NL__2PRFIN20091127_214534_000000572084_00358_40492_3250.N1	27-NOV-2009 21:45:34	Bright	57.000	152	12Alp2CVn	2.8900	11000.	114	40492	No
274	GOM_NL__2PRFIN20091127_215443_000000682084_00358_40492_3251.N1	27-NOV-2009 21:54:43	Bright	68.000	62	94Bet Leo	2.1360	9700.0	136	40492	No
275	GOM_NL__2PRFIN20091127_215805_000000592084_00358_40492_3252.N1	27-NOV-2009 21:58:05	Bright	58.500	121	29Gam Vir	2.7400	7200.0	117	40492	No
276	GOM_NL__2PRFIN20091127_220335_000000472084_00358_40492_3253.N1	27-NOV-2009 22:03:35	Tw_i_and_stray	46.500	100	4Gam Crv	2.5800	13100.	93	40492	No
277	GOM_NL__2PRFIN20091127_220510_000000462084_00358_40492_3254.N1	27-NOV-2009 22:05:10	Dark	45.500	171	2Eps Crv	3.0010	4250.0	91	40492	No
278	GOM_NL__2PRFIN20091127_222311_000000482084_00359_40493_3243.N1	27-NOV-2009 22:23:11	Dark	48.000	34	Gam2Vel	1.7930	23000.	96	40493	No

279	GOM_NL__2PRFIN20091127_222448_000000552084_00359_40493_3244.N1	27-NOV-2009 22:24:48	Dark	54.500	70	Zet Pup	2.2460	39000.	109	40493	No
280	GOM_NL__2PRFIN20091127_222825_000000612084_00359_40493_3245.N1	27-NOV-2009 22:28:25	Dark	61.000	117	Pi Pup	2.7060	3800.0	122	40493	No
281	GOM_NL__2PRFIN20091127_223318_000000502084_00359_40493_3246.N1	27-NOV-2009 22:33:18	Dark	50.000	108	Alp Col	2.6520	15200.	100	40493	No
282	GOM_NL__2PRFIN20091127_223914_000000562084_00359_40493_3247.N1	27-NOV-2009 22:39:14	Straylight	56.000	101	11Alp Lep	2.5820	7000.0	112	40493	No
283	GOM_NL__2PRFIN20091127_224302_000000612084_00359_40493_3248.N1	27-NOV-2009 22:43:02	Straylight	61.000	7	19Bet Ori	0.10000	14000.	122	40493	No
284	GOM_NL__2PRFIN20091127_225114_000000572084_00359_40493_3249.N1	27-NOV-2009 22:51:14	Bright	57.000	13	87Alp Tau	0.86700	3800.0	114	40493	No
285	GOM_NL__2PRFIN20091127_225507_000000402084_00359_40493_3250.N1	27-NOV-2009 22:55:07	Bright	40.000	150	44Zet Per	2.8900	28000.	80	40493	No
286	GOM_NL__2PRFIN20091127_225734_000000382084_00359_40493_3251.N1	27-NOV-2009 22:57:34	Bright	38.000	149	45Eps Per	2.8880	30000.	76	40493	No
287	GOM_NL__2PRFIN20091127_225933_000000362084_00359_40493_3252.N1	27-NOV-2009 22:59:33	Bright	35.500	175	39Del Per	3.0100	19400.	71	40493	No
288	GOM_NL__2PRFIN20091127_230144_000000682084_00359_40493_3253.N1	27-NOV-2009 23:01:44	Bright	68.000	6	13Alp Aur	0.080000	3400.0	136	40493	No
289	GOM_NL__2PRFIN20091127_230347_000000542084_00359_40493_3254.N1	27-NOV-2009 23:03:47	Bright	53.500	42	34Bet Aur	1.9000	10200.	107	40493	No
290	GOM_NL__2PRFIN20091127_231741_000000462084_00359_40493_3255.N1	27-NOV-2009 23:17:41	Bright	46.000	36	50Alp UMa	1.8000	6300.0	92	40493	No
291	GOM_NL__2PRFIN20091127_231918_000000662084_00359_40493_3256.N1	27-NOV-2009 23:19:18	Bright	66.000	82	48Bet UMa	2.3650	10600.	132	40493	No
292	GOM_NL__2PRFIN20091127_232059_000000412084_00359_40493_3257.N1	27-NOV-2009 23:20:59	Bright	40.500	87	64Gam UMa	2.4330	11000.	81	40493	No
293	GOM_NL__2PRFIN20091127_232343_000000532084_00359_40493_3258.N1	27-NOV-2009 23:23:43	Bright	52.500	174	52Psi UMa	3.0040	4400.0	105	40493	No
294	GOM_NL__2PRFIN20091127_232610_000000372084_00359_40493_3259.N1	27-NOV-2009 23:26:10	Bright	37.000	152	12Alp2CVn	2.8900	11000.	74	40493	No
295	GOM_NL__2PRFIN20091127_233519_000000742084_00359_40493_3260.N1	27-NOV-2009 23:35:19	Bright	74.000	62	94Bet Leo	2.1360	9700.0	148	40493	No
296	GOM_NL__2PRFIN20091127_233841_000000592084_00359_40493_3261.N1	27-NOV-2009 23:38:41	Bright	59.000	121	29Gam Vir	2.7400	7200.0	118	40493	No
297	GOM_NL__2PRFIN20091127_234412_000000452084_00359_40493_3262.N1	27-NOV-2009 23:44:12	Tw_i_and_stray	45.000	100	4Gam Crv	2.5800	13100.	90	40493	No
298	GOM_NL__2PRFIN20091127_234547_000000492084_00359_40493_3263.N1	27-NOV-2009 23:45:47	Dark	48.500	171	2Eps Crv	3.0010	4250.0	97	40493	No

### 3. Quality information per product

In this section it is plotted some information contained in the Quality Summary data set of the level 2 products. Only products in dark limb conditions and without errors (error flag in the MPH set to "0") are used.

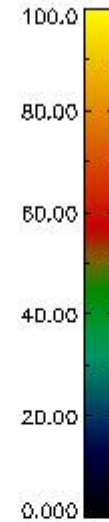
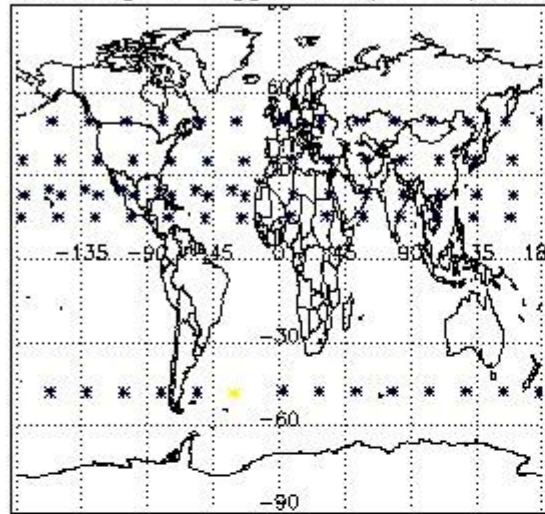
#### 3.1 Plot quality information per product (time dependant)



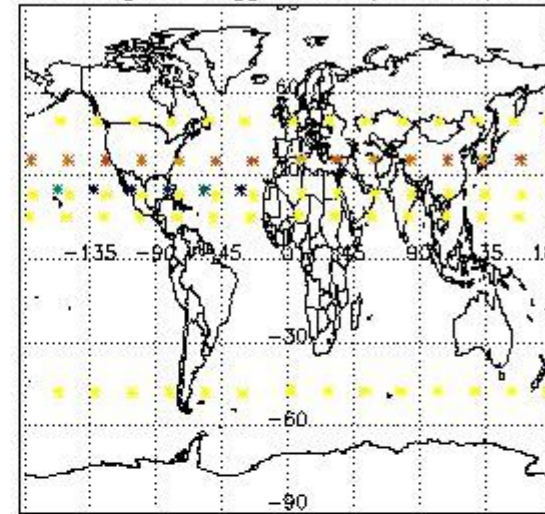
3.2 Plot quality information per product (world map)




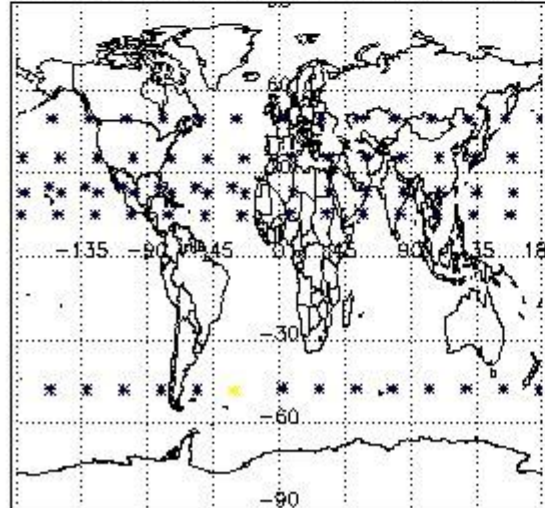
Percentage of flagged data per O3 profile



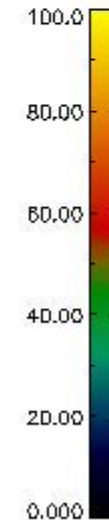
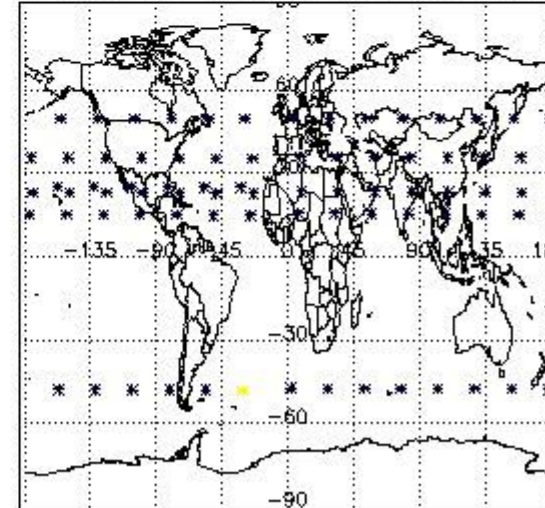
Percentage of flagged data per H2O profile



Percentage of flagged data per NO2 profile



Percentage of flagged data per NO3 profile

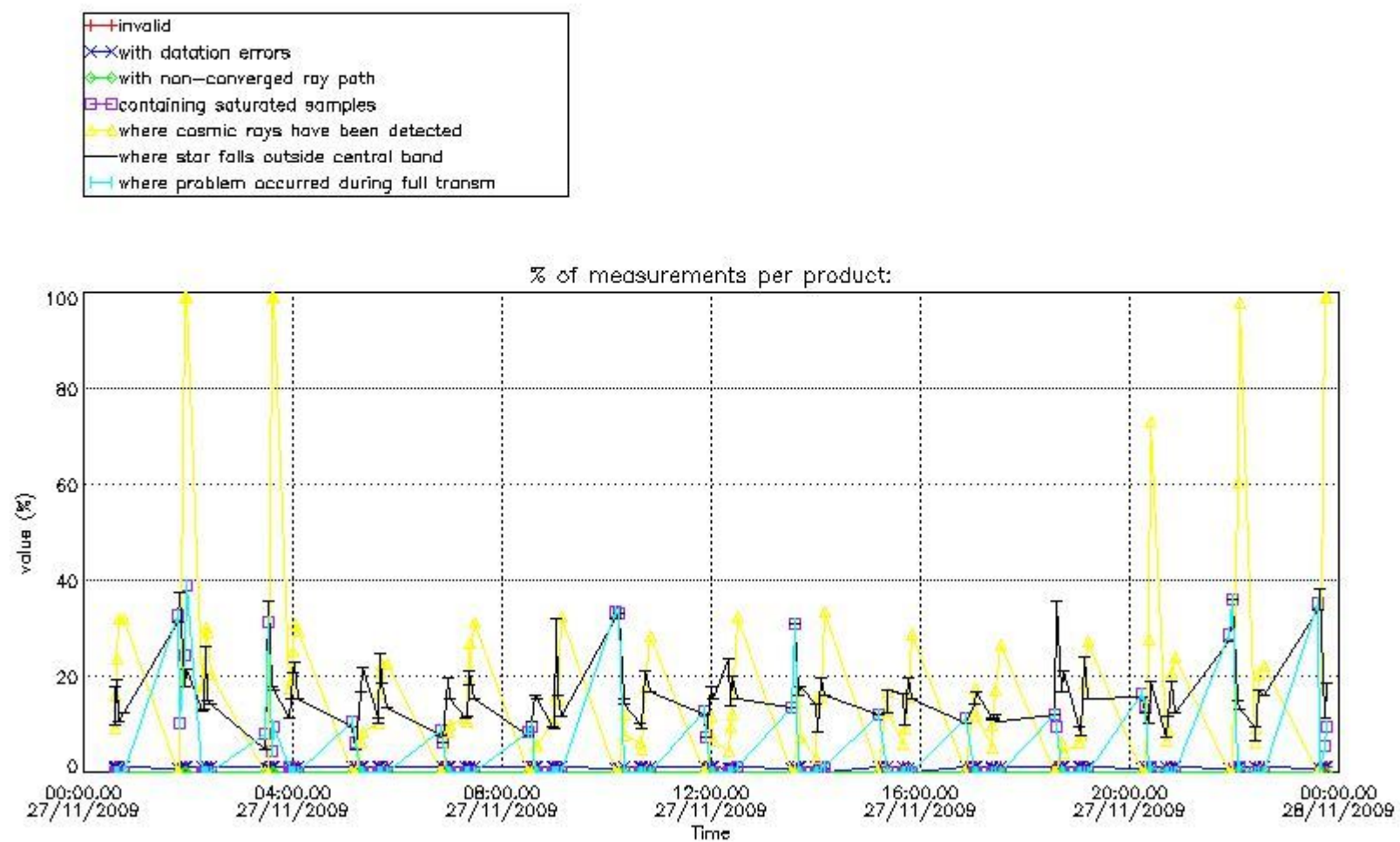


#### 4. Level 1 quality information per product

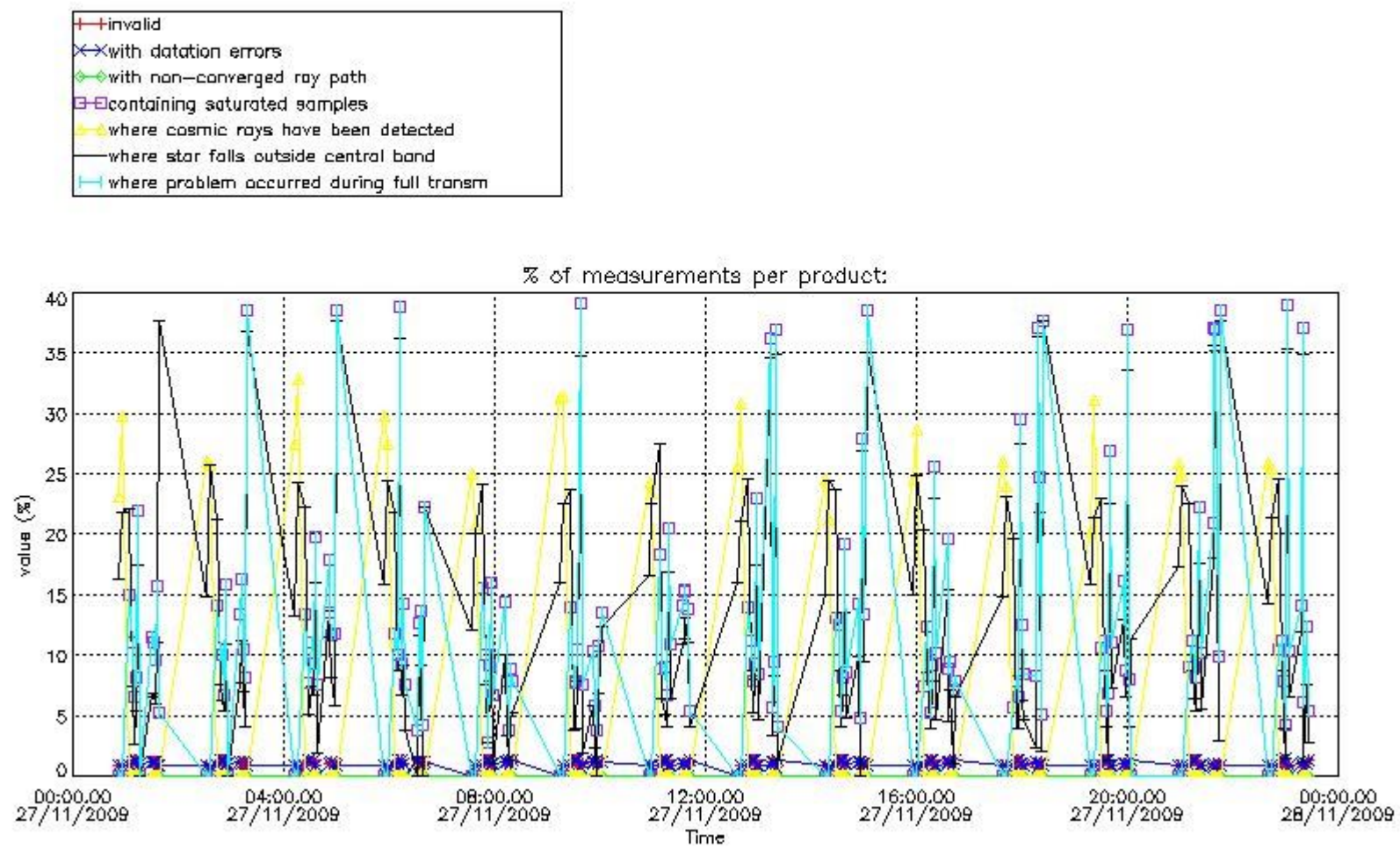
In this section it is plotted some information contained in the Quality Summary data set of the level 2 products that comes from the level 1b processing. Products without errors (error flag in the MPH set to "0") are used.

##### 4.1 Plot quality information per product (time dependant) coming from level 1b processing

##### 4.1.1 Plot level 1 quality information per product (time dependant): ENVISAT ASCENDING passes



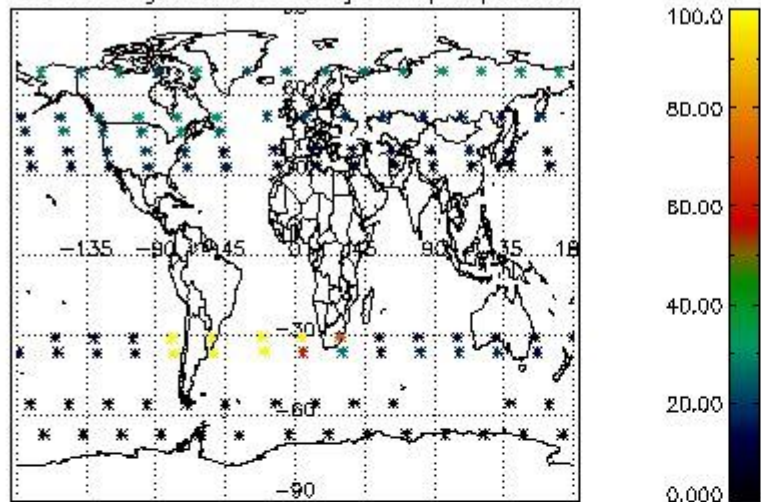
4.1.2 Plot level 1 quality information per product (time dependant): ENVI SAT DESCENDING passes



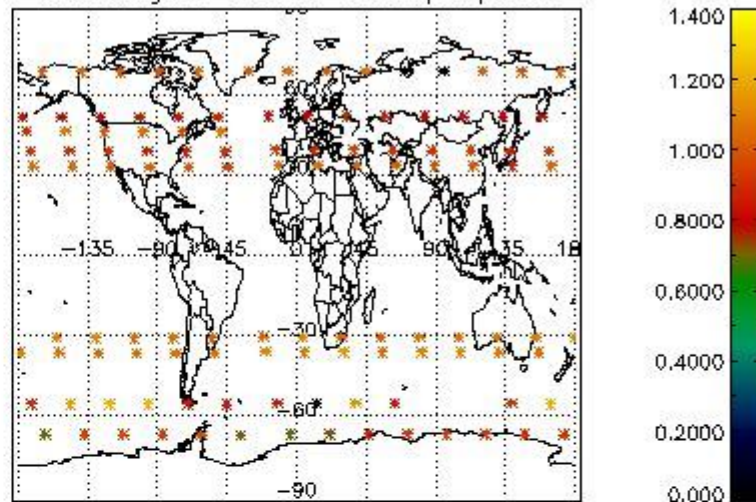
4.2 Plot quality information per product coming from level 1b processing (world map)

4.2.1 Plot level 1 quality information per product (world map): ENVISAT ASCENDING passes

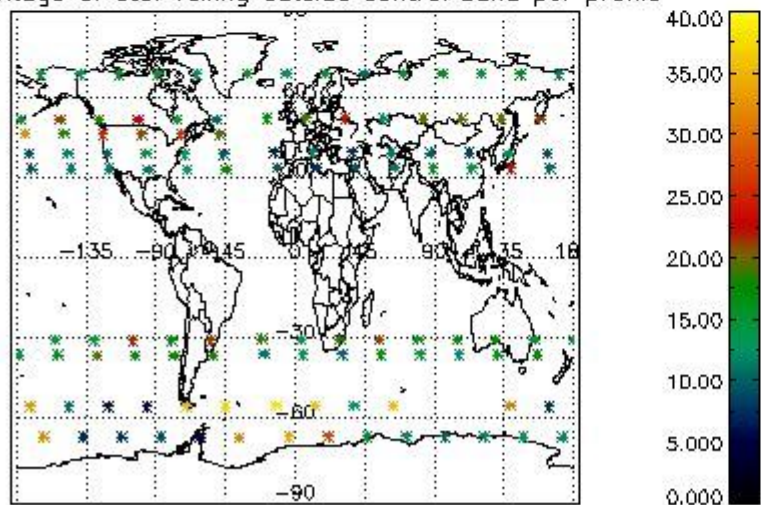
Percentage of cosmic ray hits per profile



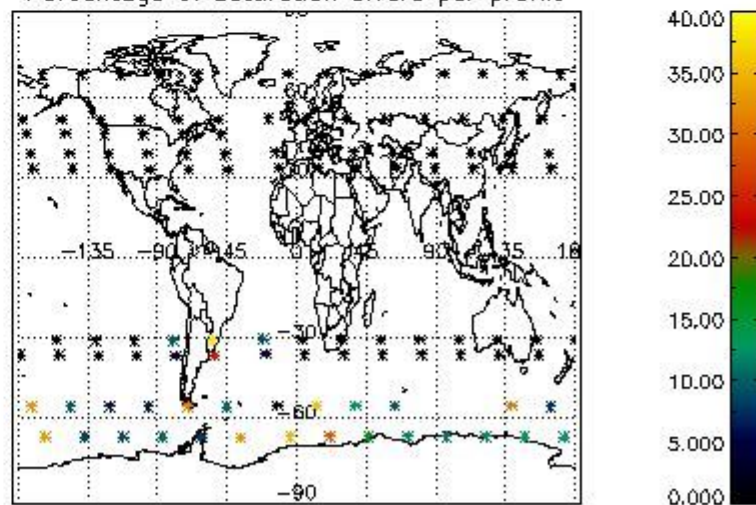
Percentage of datation errors per profile



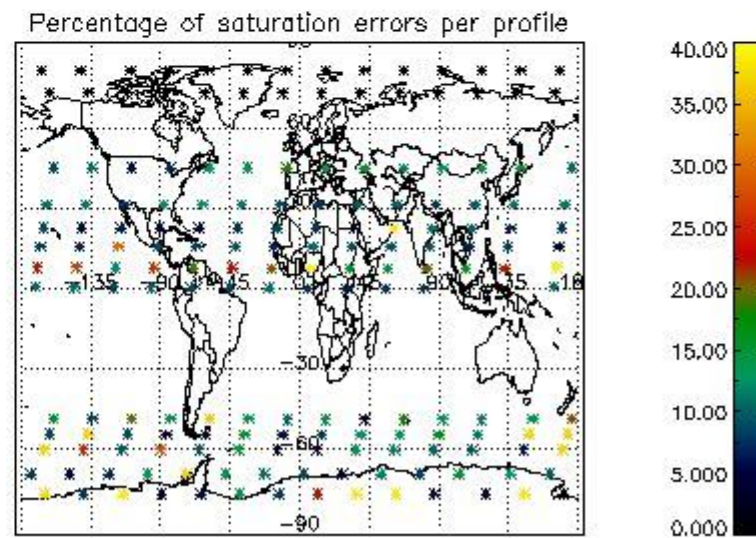
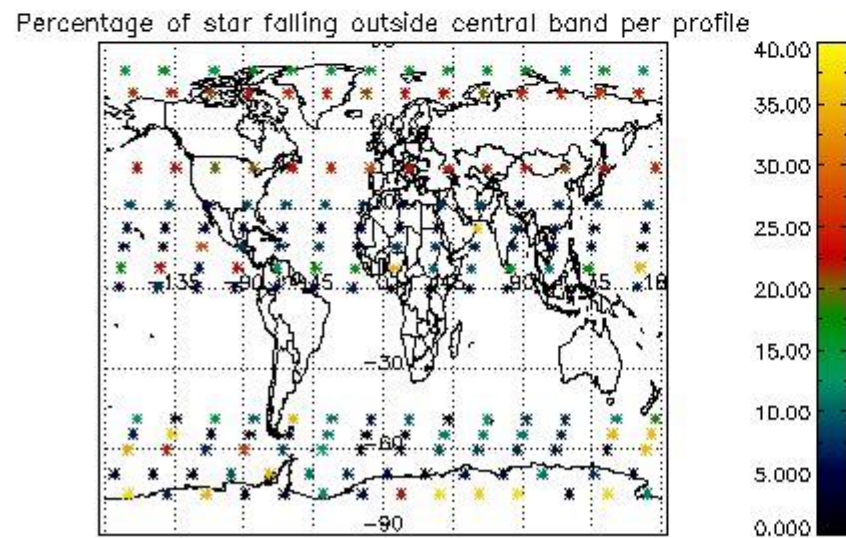
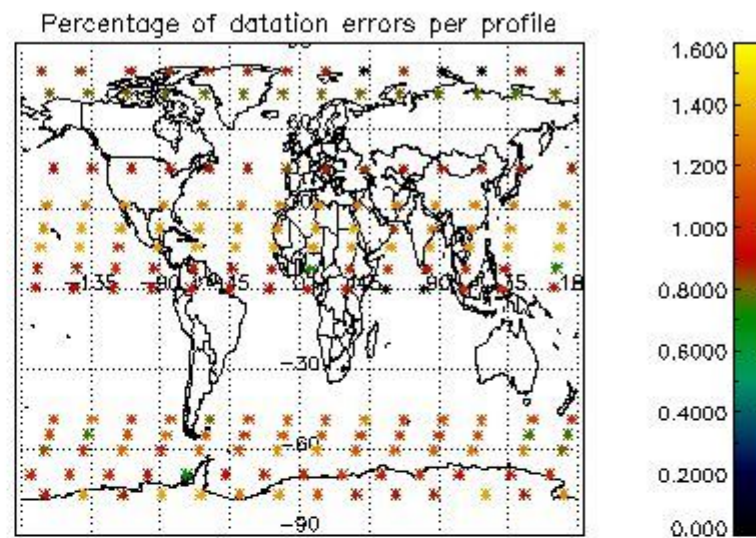
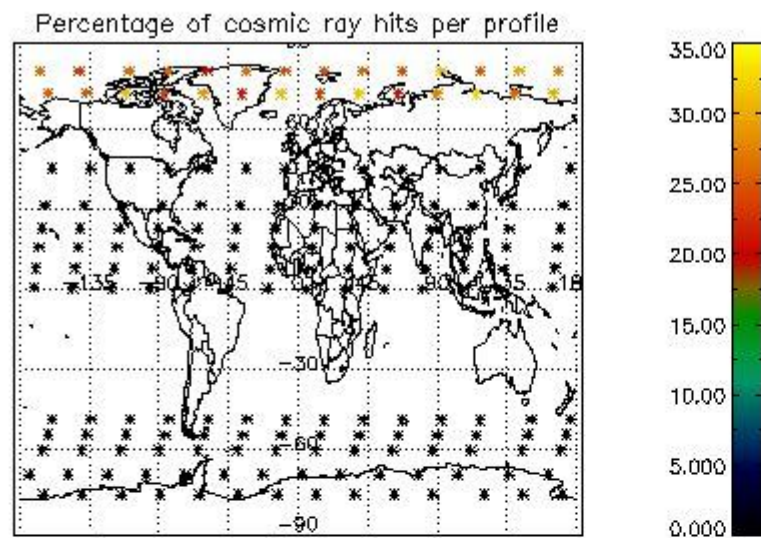
Percentage of star falling outside central band per profile



Percentage of saturation errors per profile



4.2.2 Plot level 1 quality information per product (world map): ENVISAT DESCENDING passes



## 5. Trace gas profiles

### 5.1 Ozone statistics based on quality of products

The final quality of the products can be "measured" using the STD (Standard Deviation) attached to every point profile. This information is written to the parameter GOM\_NL\_\_2P/NL\_LOCAL\_SPECIES\_DENSITY/o3\_std of the level 2 products. The table below shows the statistics for given STD ranges.

The statistics are given with respect to the overall valid production:

- Products without fatal errors: GOM\_NL\_\_2P/MPH/PRODUCT\_ERR=0
- Valid point profile: GOM\_NL\_\_2P/NL\_LOCAL\_SPECIES\_DENSITY/pcd(0)=0

The 'Criteria' is applied to valid points of dark limb products:

- Products in dark limb illumination condition: GOM\_NL\_\_2P/NL\_SUMMARY\_QUALITY/obs\_ill\_cond=0
- Products without fatal errors: GOM\_NL\_\_2P/MPH/PRODUCT\_ERR=0
- Valid point profile: GOM\_NL\_\_2P/NL\_LOCAL\_SPECIES\_DENSITY/pcd(0)=0

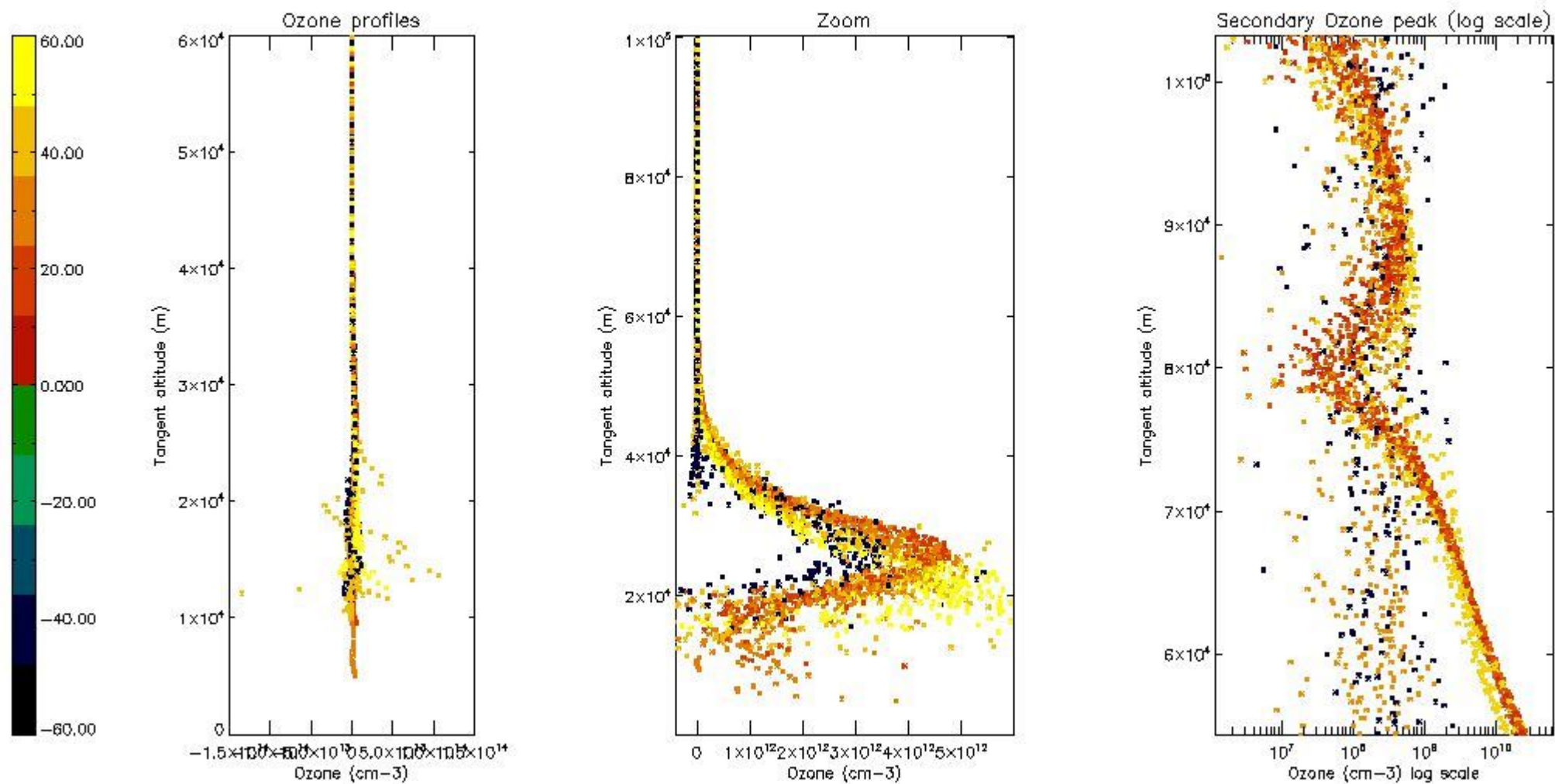
So, the table below shows the percentage of dark limb and valid observations for each criteria with respect to the overall valid daily observations.

Criteria	% of total production
All STD	27
STD < 20	14

STD < 10	11
STD < 5	8

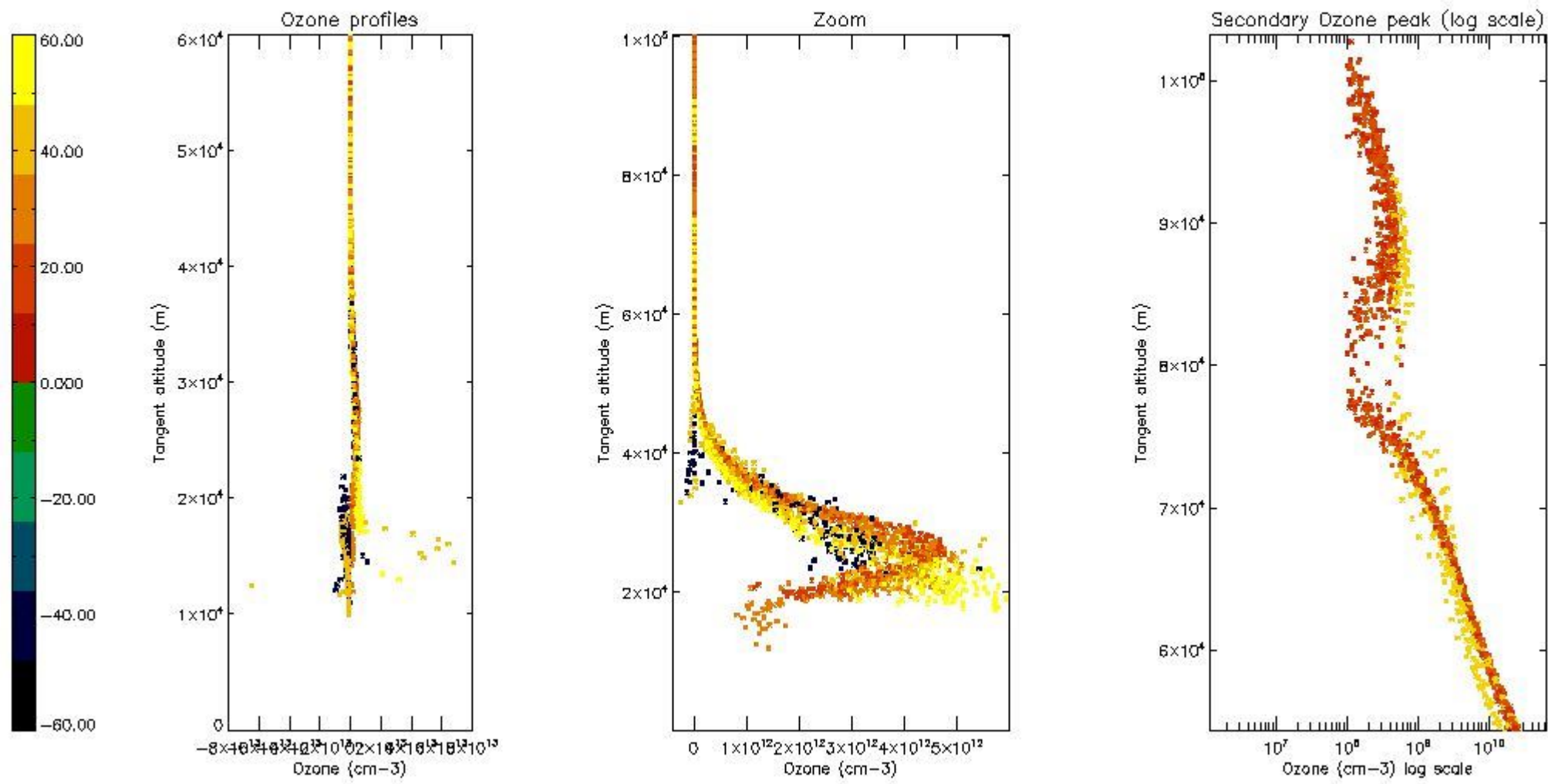
5.2 Plot ozone profiles for all STD (dark without errors)

The colorbar represents the latitude.



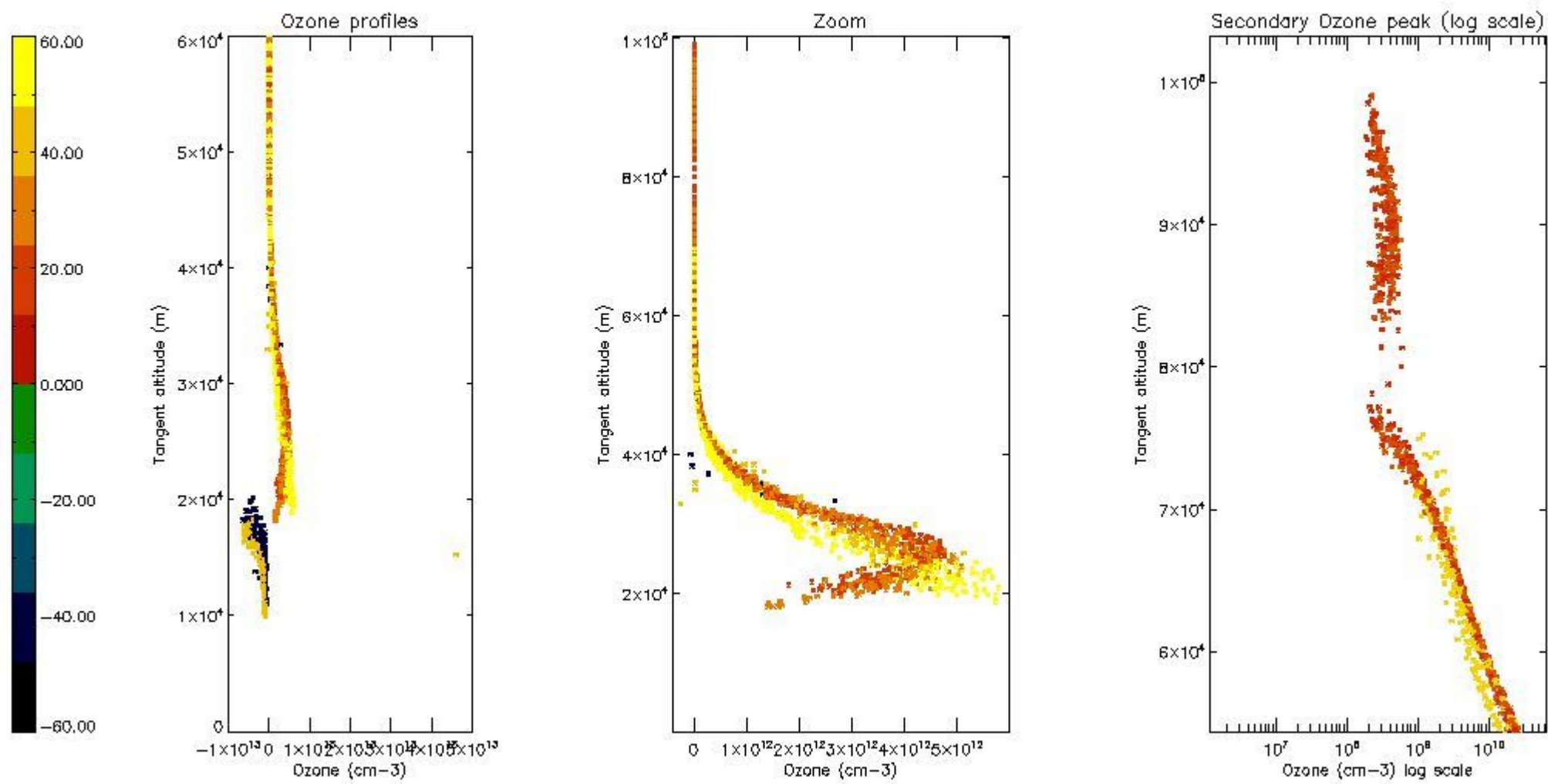
5.3 Plot ozone profiles where STD < 20% (dark without errors)

The colorbar represents the latitude.



*5.4 Plot ozone profiles where STD < 10% (dark without errors)*

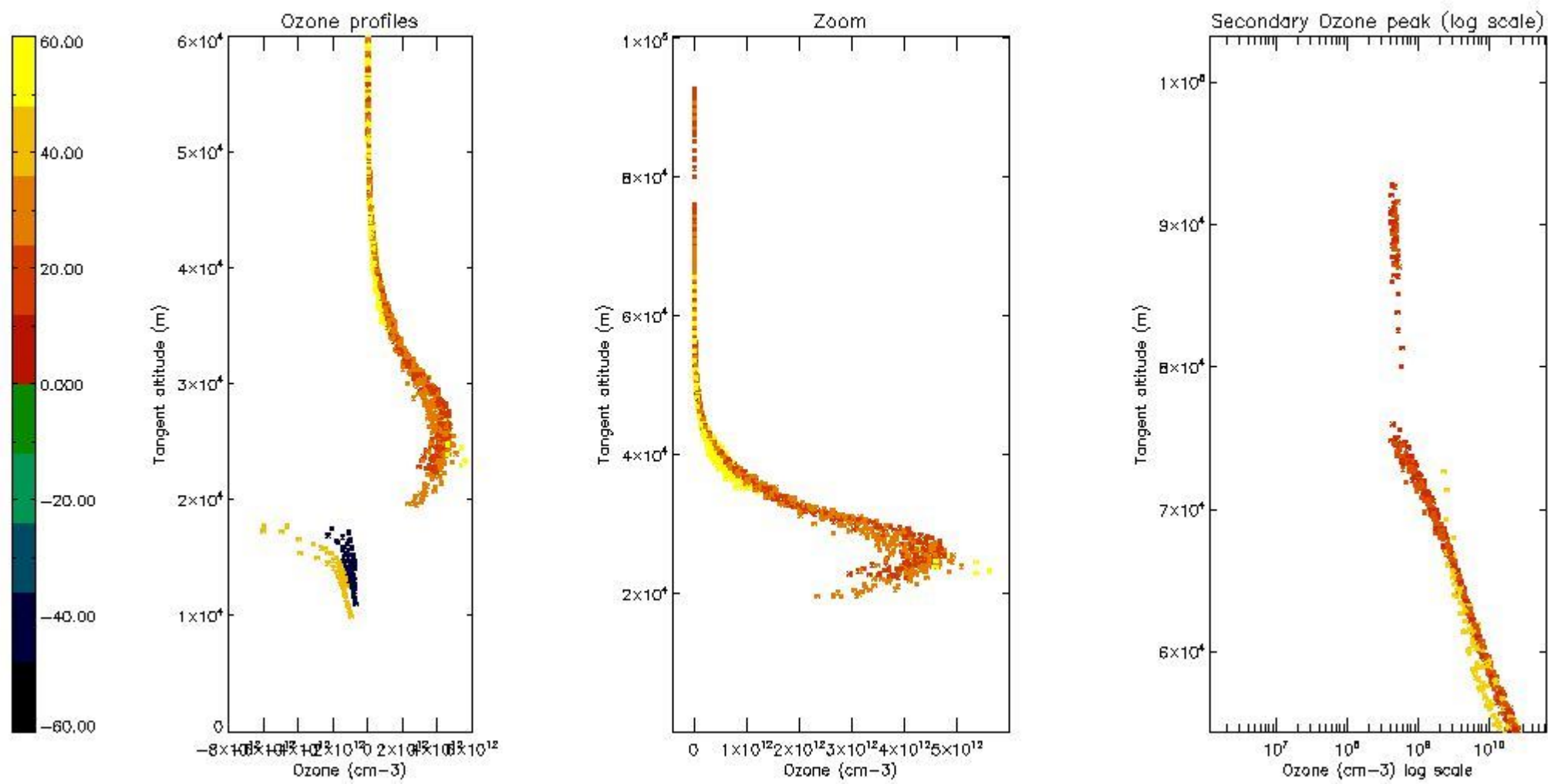
The colorbar represents the latitude.



*5.5 Plot ozone profiles where STD < 5% (dark without errors)*

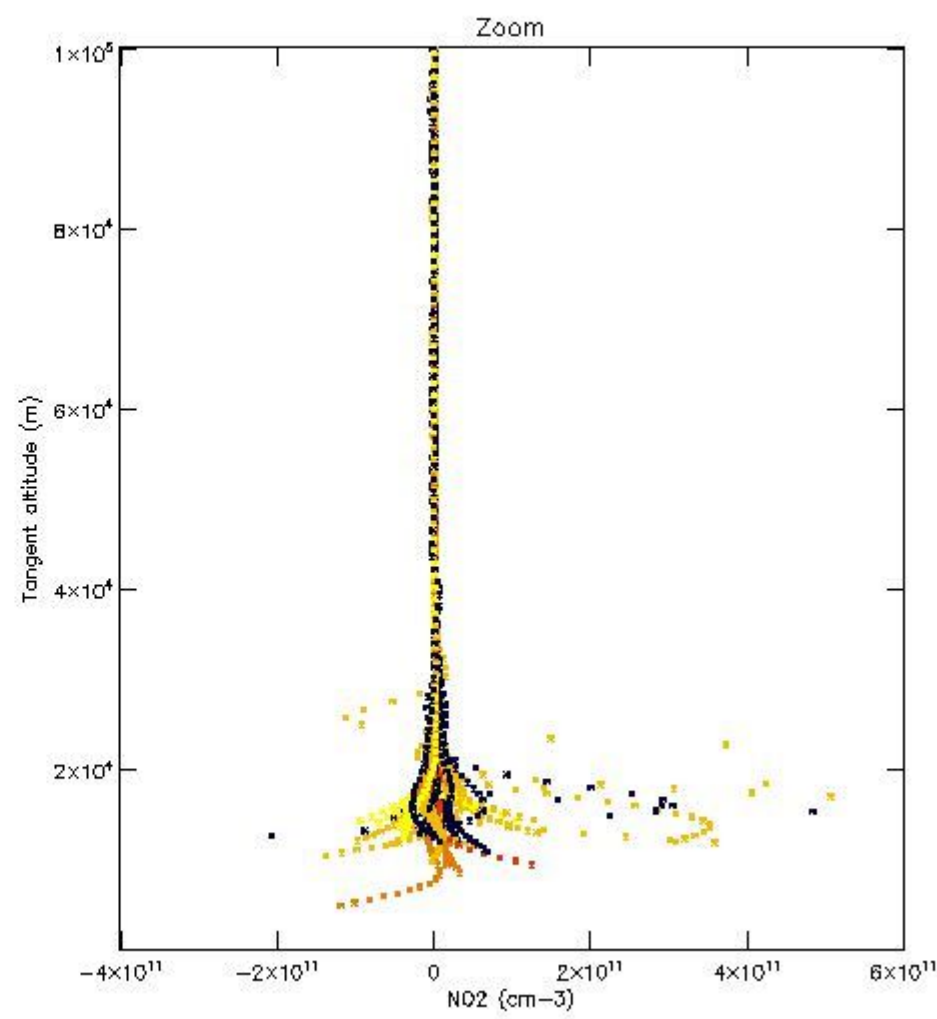
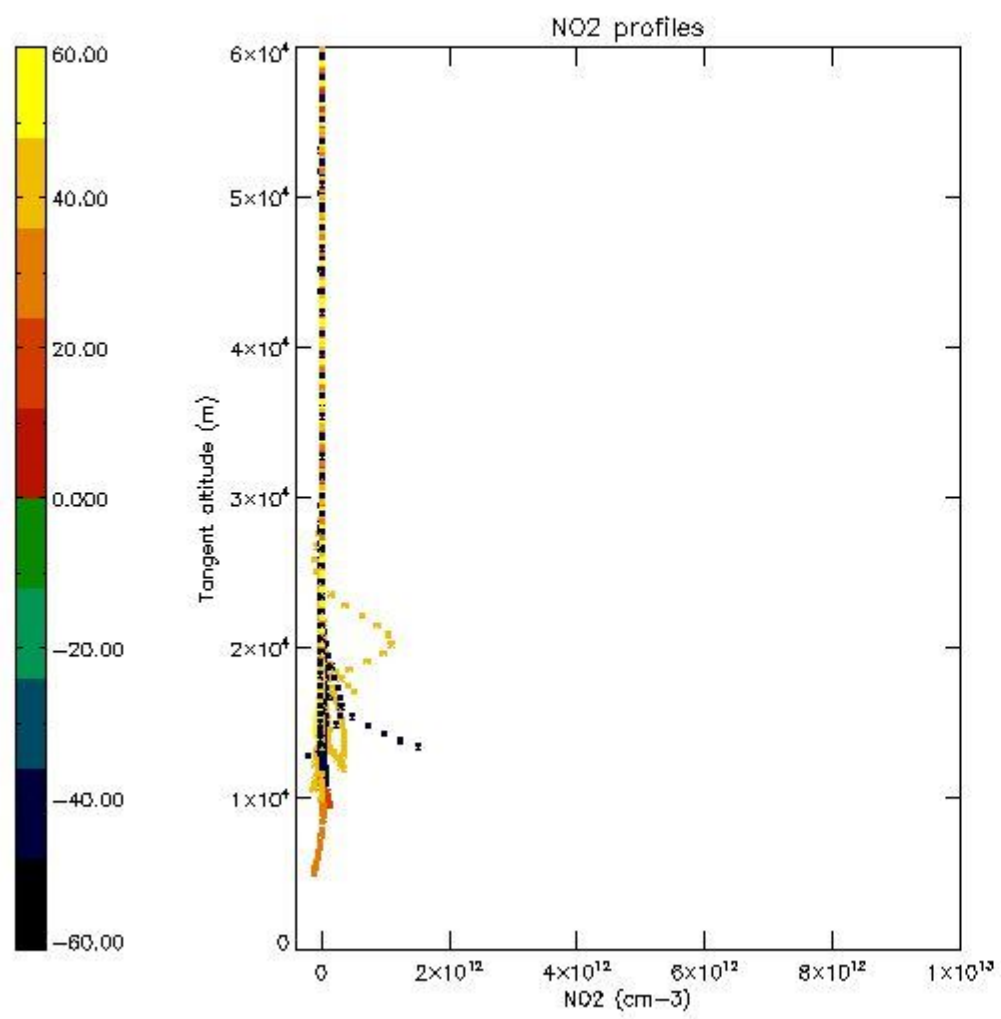
The colorbar represents the latitude.





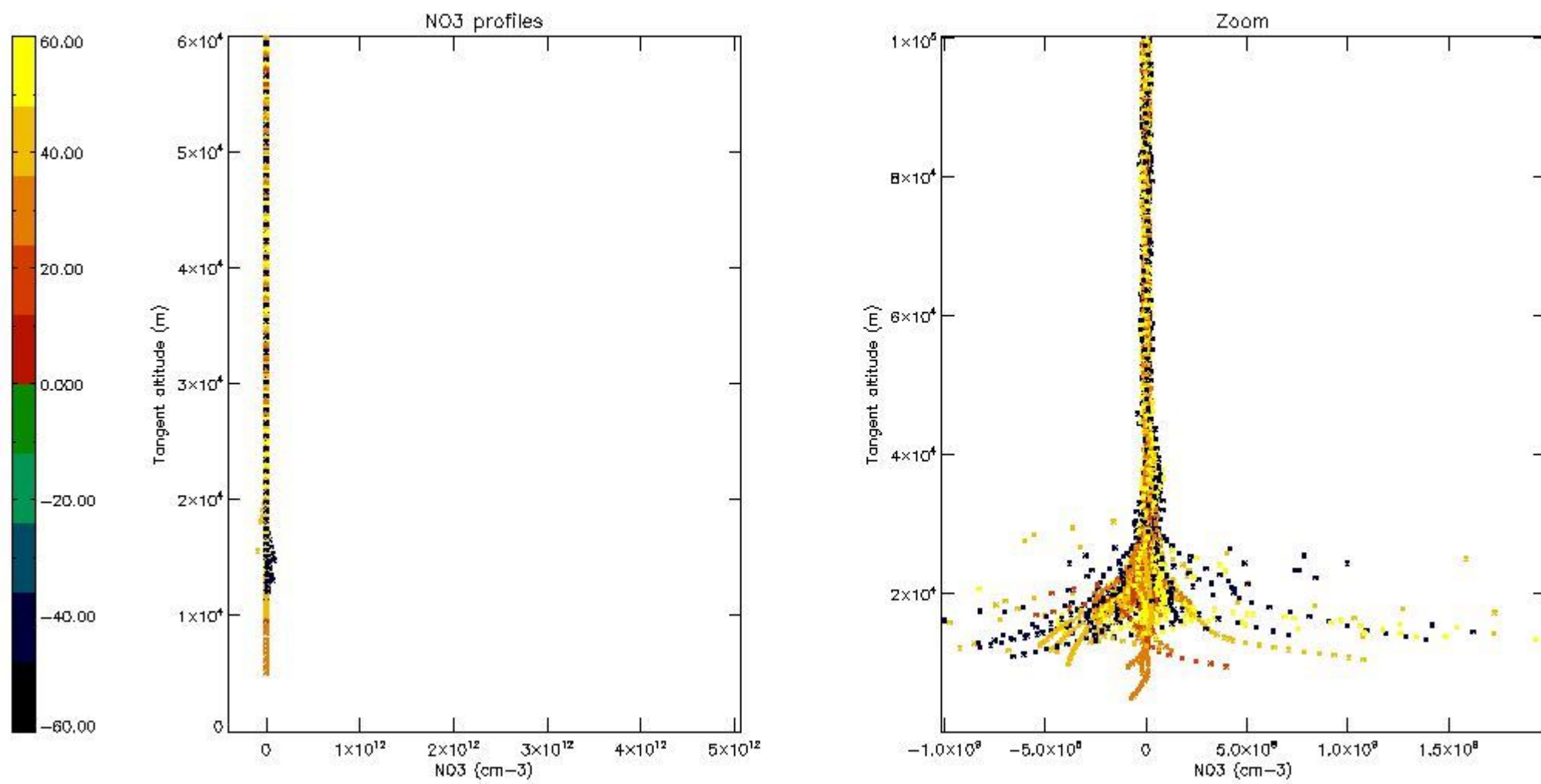
*5.6 Plot NO<sub>2</sub> profiles for all STD (dark without errors)*

The colorbar represents the latitude.



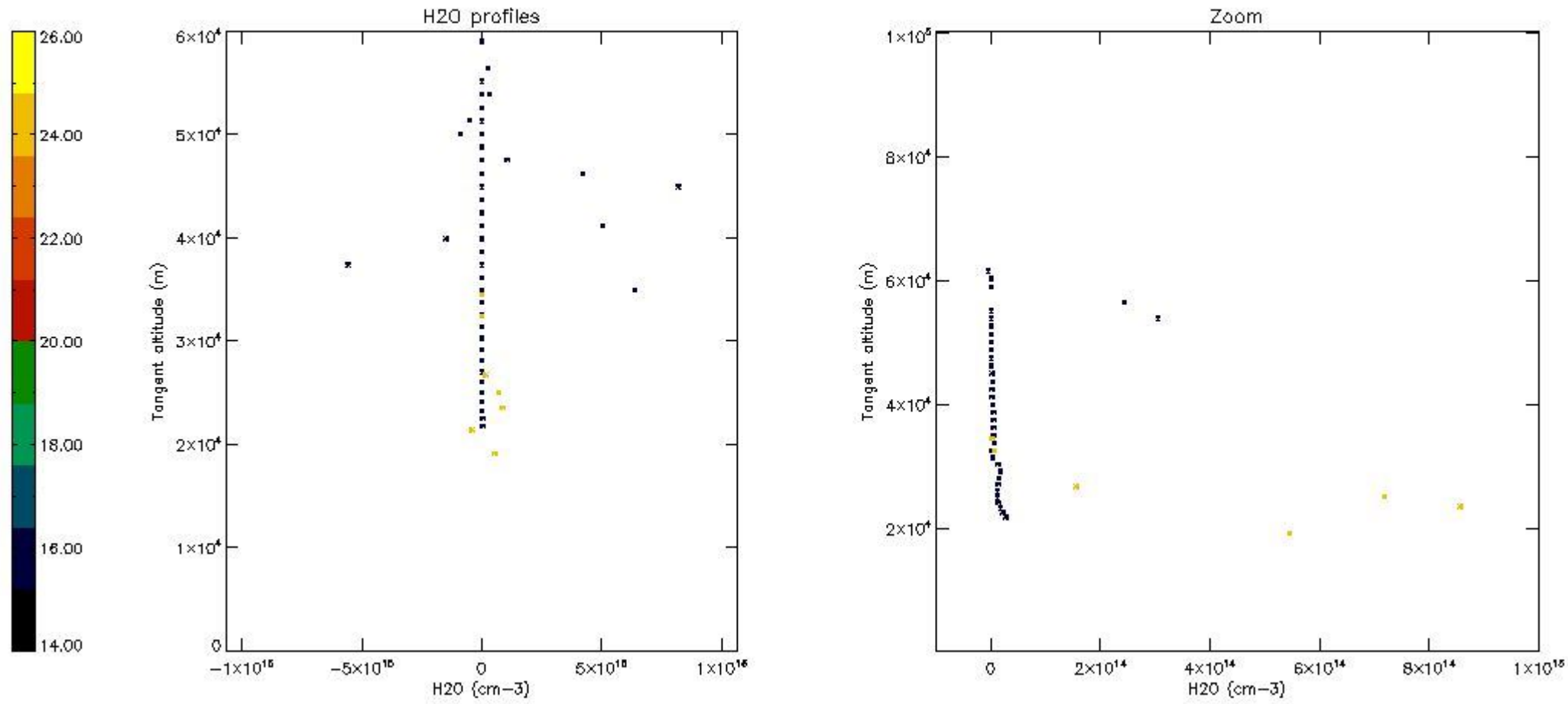
*5.7 Plot NO3 profiles for all STD (dark without errors)*

The colorbar represents the latitude.



5.8 Plot H<sub>2</sub>O profiles for all STD (only for occultations of stars 1,2,3,4,13,14,16,26,63 dark without errors)

The colorbar represents the latitude.



## 6. Auxiliary Data Files used for the production reported in section 2

The number reported in the third column indicates since which file (see list in section 2) the corresponding auxiliary file has been used. The fourth column is the date of those product files.

Type	Auxiliary Filename	Used since product	Used since product date
INST_PHYS_CHARACTERISTICS	GOM_INS_AXVIEC20091111_143220_20030716_120000_20500101_000000	1	27-NOV-2009 00:35:11
LEVEL-2_PROC_CONFIG	GOM_PR2_AXVIEC20091111_152718_20020301_000000_20500101_000000	1	27-NOV-2009 00:35:11
CROSS_SECTIONS_FILE	GOM_CRS_AXVIEC20091111_154832_20020301_000000_20500101_000000	1	27-NOV-2009 00:35:11

# GOMOS Level 2 Daily Report

## SUMMARY

### [1. General Info](#)

### [2. Summary of processed GOM\\_NL\\_2P products](#)

### [3. Level 2 Quality information per product](#)

#### [3.1 Plot of level 2 quality information per product \(time dependant\)](#)

#### [3.2 Plot of level 2 quality information per product \(world map\)](#)

### [4. Level 1 Quality information per product \(stored on level 2 products\)](#)

#### [4.1 Plot of level 1 quality information per product \(time dependant\)](#)

##### [4.1.1 Plot of level 1 quality information per product \(time dependant\): ASCENDING](#)

##### [4.1.2 Plot of level 1 quality information per product \(time dependant\): DESCENDING](#)

#### [4.2 Plot of level 1 quality information per product \(world map\)](#)

##### [4.2.1 Plot of level 1 quality information per product \(world map\): ASCENDING](#)

##### [4.2.2 Plot of level 1 quality information per product \(world map\): DESCENDING](#)

### [5. Ozone profiles based on quality statistics and other trace gas profiles](#)

#### [5.1 Ozone statistics based on quality of products](#)

#### [5.2 Plot ozone profiles for all STD \(dark without errors\)](#)

#### [5.3 Plot ozone profiles where STD < 20% \(dark without errors\)](#)

#### [5.4. Plot ozone profiles where STD < 10% \(dark without errors\)](#)

#### [5.5. Plot ozone profiles where STD < 5% \(dark without errors\)](#)

#### [5.6 Plot NO2 profiles for all STD \(dark without errors\)](#)

#### [5.7 Plot NO3 profiles for all STD \(dark without errors\)](#)

#### [5.8 Plot H2O profiles \(only for occultations of stars 1,2,3,4,13,14,16,26,63 dark without errors\) for all STD](#)

### [6. Auxiliary Data Files used for the production reported in section 2](#)











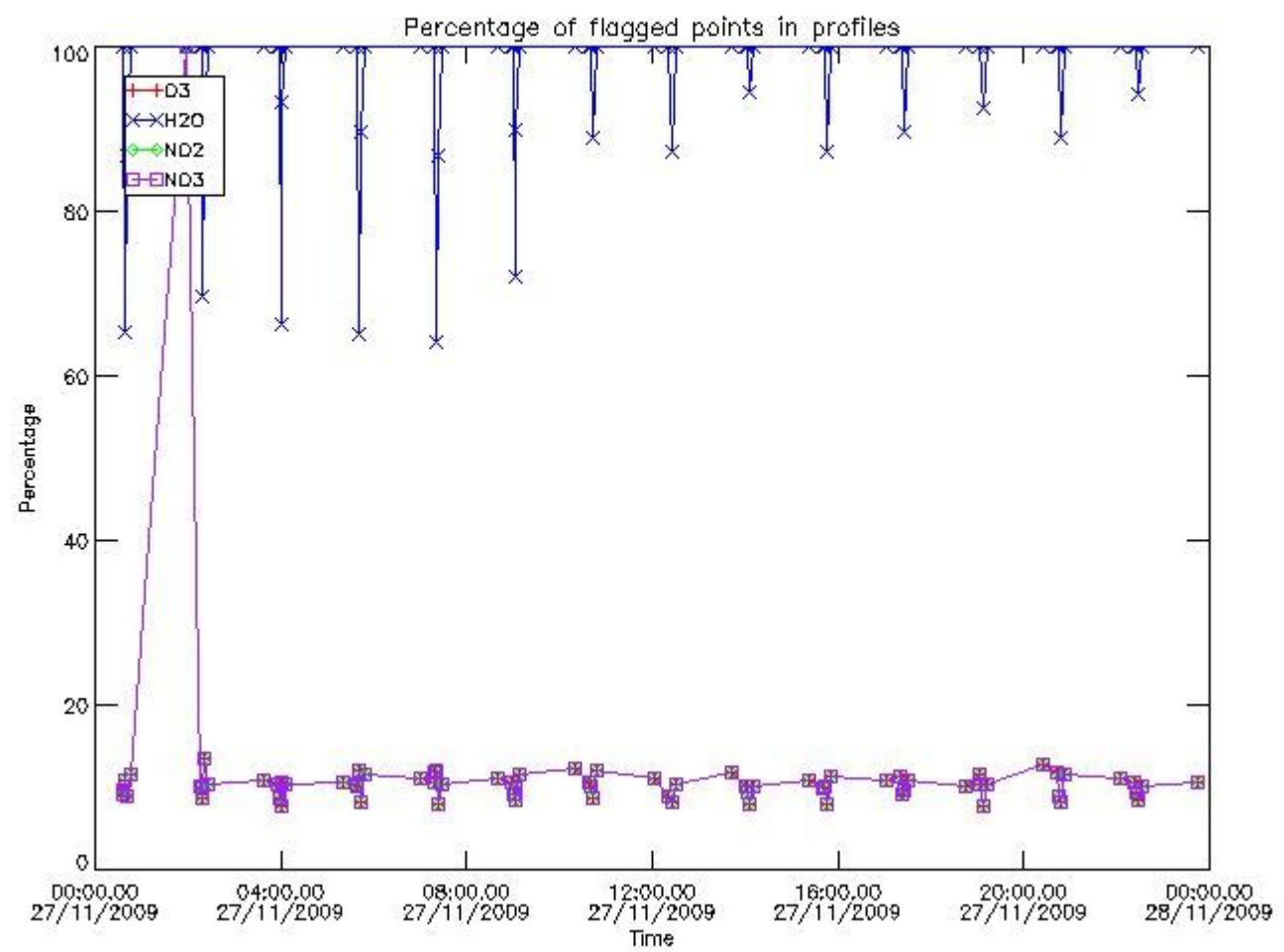


279	GOM_NL__2PRFIN20091127_222448_000000552084_00359_40493_3244.N1	27-NOV-2009 22:24:48	Dark	54.500	70	Zet Pup	2.2460	39000.	109	40493	No
280	GOM_NL__2PRFIN20091127_222825_000000612084_00359_40493_3245.N1	27-NOV-2009 22:28:25	Dark	61.000	117	Pi Pup	2.7060	3800.0	122	40493	No
281	GOM_NL__2PRFIN20091127_223318_000000502084_00359_40493_3246.N1	27-NOV-2009 22:33:18	Dark	50.000	108	Alp Col	2.6520	15200.	100	40493	No
282	GOM_NL__2PRFIN20091127_223914_000000562084_00359_40493_3247.N1	27-NOV-2009 22:39:14	Straylight	56.000	101	11Alp Lep	2.5820	7000.0	112	40493	No
283	GOM_NL__2PRFIN20091127_224302_000000612084_00359_40493_3248.N1	27-NOV-2009 22:43:02	Straylight	61.000	7	19Bet Ori	0.10000	14000.	122	40493	No
284	GOM_NL__2PRFIN20091127_225114_000000572084_00359_40493_3249.N1	27-NOV-2009 22:51:14	Bright	57.000	13	87Alp Tau	0.86700	3800.0	114	40493	No
285	GOM_NL__2PRFIN20091127_225507_000000402084_00359_40493_3250.N1	27-NOV-2009 22:55:07	Bright	40.000	150	44Zet Per	2.8900	28000.	80	40493	No
286	GOM_NL__2PRFIN20091127_225734_000000382084_00359_40493_3251.N1	27-NOV-2009 22:57:34	Bright	38.000	149	45Eps Per	2.8880	30000.	76	40493	No
287	GOM_NL__2PRFIN20091127_225933_000000362084_00359_40493_3252.N1	27-NOV-2009 22:59:33	Bright	35.500	175	39Del Per	3.0100	19400.	71	40493	No
288	GOM_NL__2PRFIN20091127_230144_000000682084_00359_40493_3253.N1	27-NOV-2009 23:01:44	Bright	68.000	6	13Alp Aur	0.080000	3400.0	136	40493	No
289	GOM_NL__2PRFIN20091127_230347_000000542084_00359_40493_3254.N1	27-NOV-2009 23:03:47	Bright	53.500	42	34Bet Aur	1.9000	10200.	107	40493	No
290	GOM_NL__2PRFIN20091127_231741_000000462084_00359_40493_3255.N1	27-NOV-2009 23:17:41	Bright	46.000	36	50Alp UMa	1.8000	6300.0	92	40493	No
291	GOM_NL__2PRFIN20091127_231918_000000662084_00359_40493_3256.N1	27-NOV-2009 23:19:18	Bright	66.000	82	48Bet UMa	2.3650	10600.	132	40493	No
292	GOM_NL__2PRFIN20091127_232059_000000412084_00359_40493_3257.N1	27-NOV-2009 23:20:59	Bright	40.500	87	64Gam UMa	2.4330	11000.	81	40493	No
293	GOM_NL__2PRFIN20091127_232343_000000532084_00359_40493_3258.N1	27-NOV-2009 23:23:43	Bright	52.500	174	52Psi UMa	3.0040	4400.0	105	40493	No
294	GOM_NL__2PRFIN20091127_232610_000000372084_00359_40493_3259.N1	27-NOV-2009 23:26:10	Bright	37.000	152	12Alp2CVn	2.8900	11000.	74	40493	No
295	GOM_NL__2PRFIN20091127_233519_000000742084_00359_40493_3260.N1	27-NOV-2009 23:35:19	Bright	74.000	62	94Bet Leo	2.1360	9700.0	148	40493	No
296	GOM_NL__2PRFIN20091127_233841_000000592084_00359_40493_3261.N1	27-NOV-2009 23:38:41	Bright	59.000	121	29Gam Vir	2.7400	7200.0	118	40493	No
297	GOM_NL__2PRFIN20091127_234412_000000452084_00359_40493_3262.N1	27-NOV-2009 23:44:12	Tw_i_and_stray	45.000	100	4Gam Crv	2.5800	13100.	90	40493	No
298	GOM_NL__2PRFIN20091127_234547_000000492084_00359_40493_3263.N1	27-NOV-2009 23:45:47	Dark	48.500	171	2Eps Crv	3.0010	4250.0	97	40493	No

### 3. Quality information per product

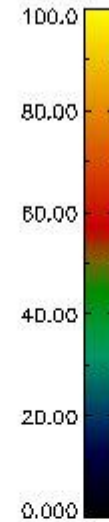
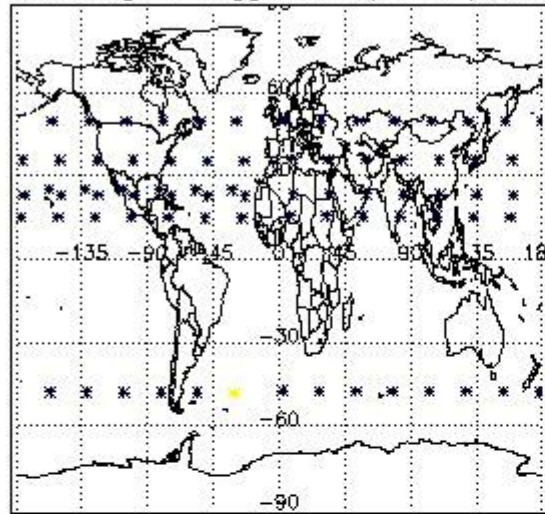
In this section it is plotted some information contained in the Quality Summary data set of the level 2 products. Only products in dark limb conditions and without errors (error flag in the MPH set to "0") are used.

#### 3.1 Plot quality information per product (time dependant)


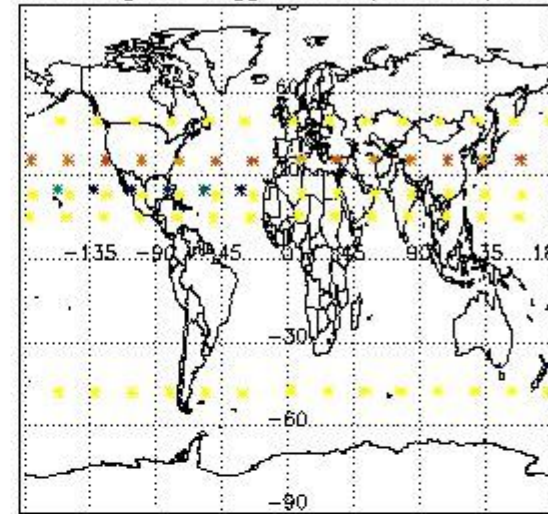


3.2 Plot quality information per product (world map)


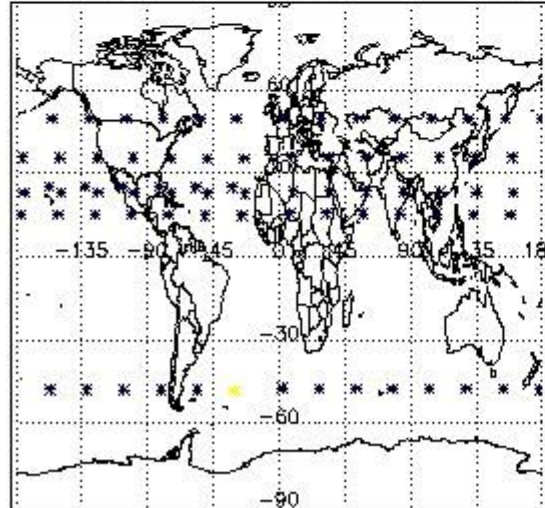
Percentage of flagged data per O3 profile



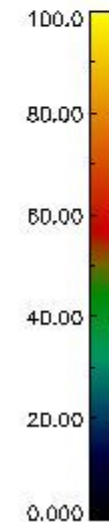
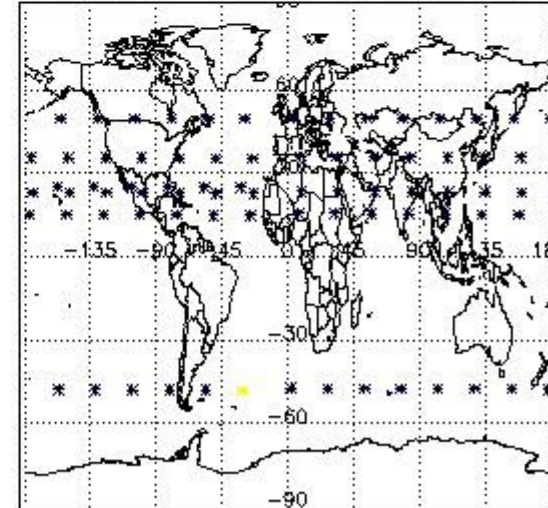
Percentage of flagged data per H2O profile



Percentage of flagged data per NO2 profile



Percentage of flagged data per NO3 profile

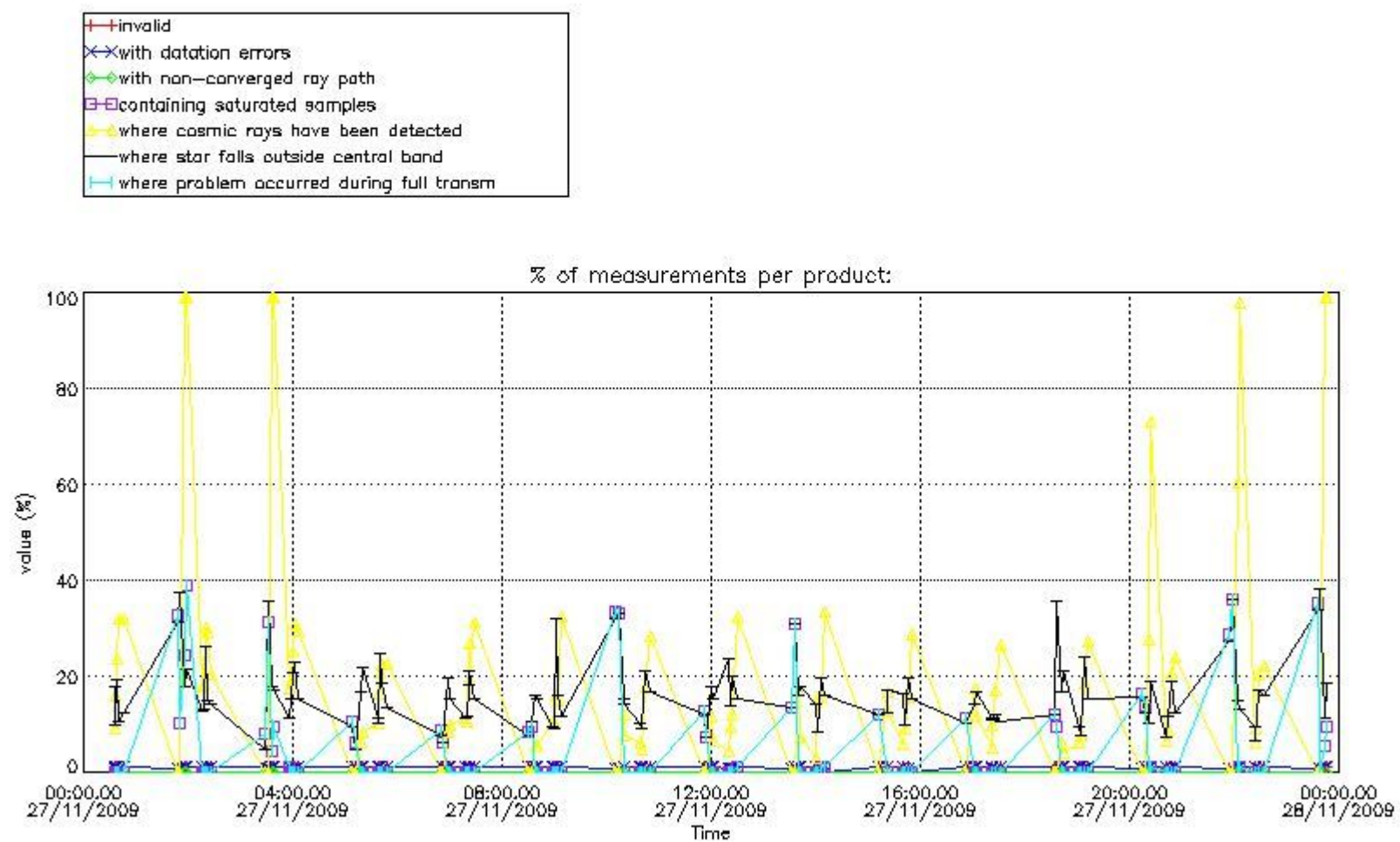


#### 4. Level 1 quality information per product

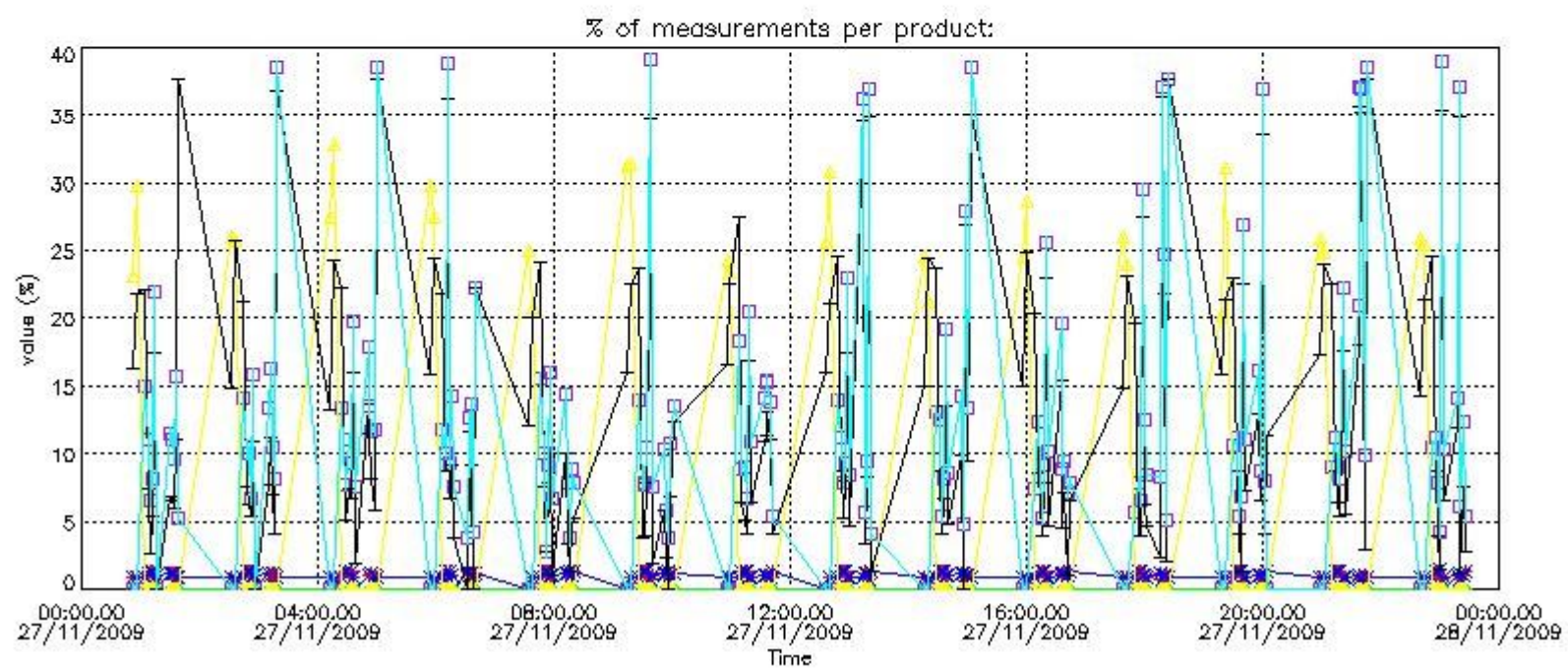
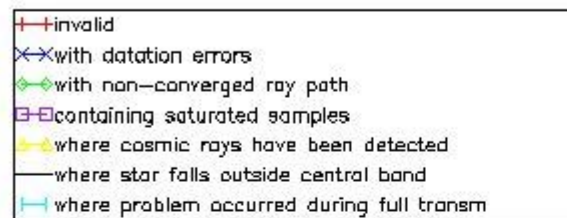
In this section it is plotted some information contained in the Quality Summary data set of the level 2 products that comes from the level 1b processing. Products without errors (error flag in the MPH set to "0") are used.

##### 4.1 Plot quality information per product (time dependant) coming from level 1b processing

###### 4.1.1 Plot level 1 quality information per product (time dependant): ENVISAT ASCENDING passes



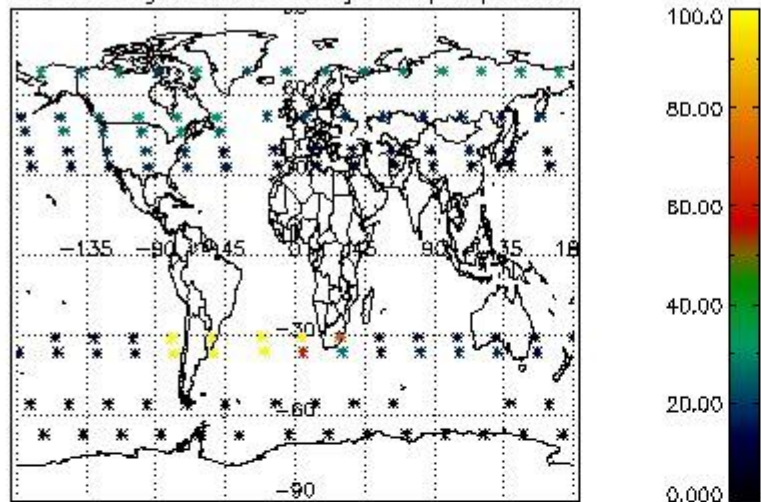
4.1.2 Plot level 1 quality information per product (time dependant): ENVISAT DESCENDING passes



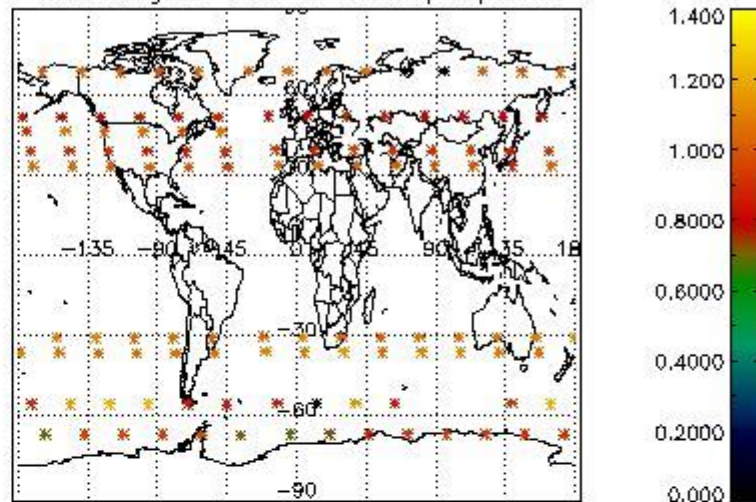
4.2 Plot quality information per product coming from level 1b processing (world map)

4.2.1 Plot level 1 quality information per product (world map): ENVI SAT ASCENDING passes

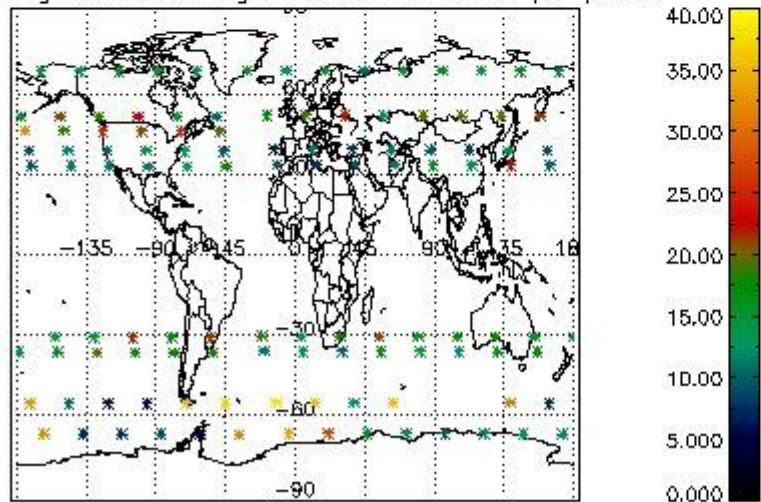
Percentage of cosmic ray hits per profile



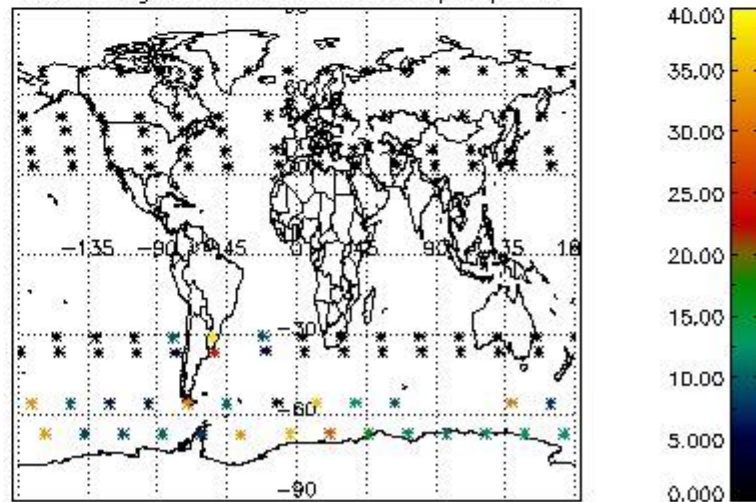
Percentage of datation errors per profile



Percentage of star falling outside central band per profile

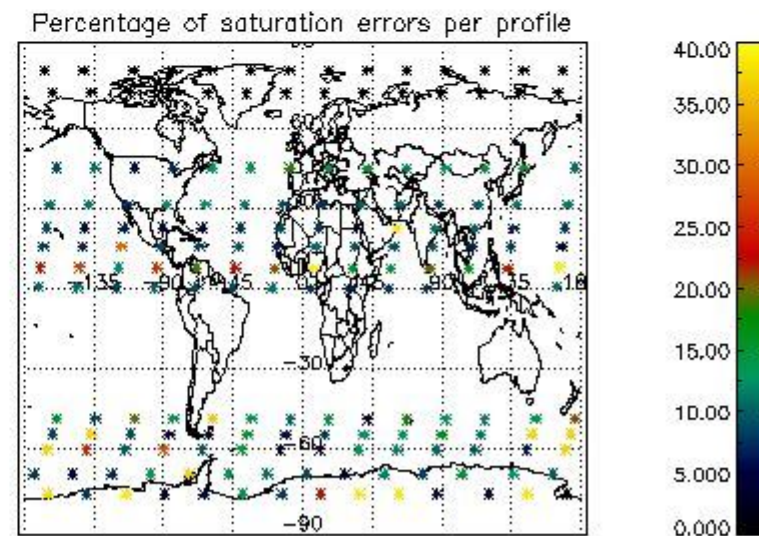
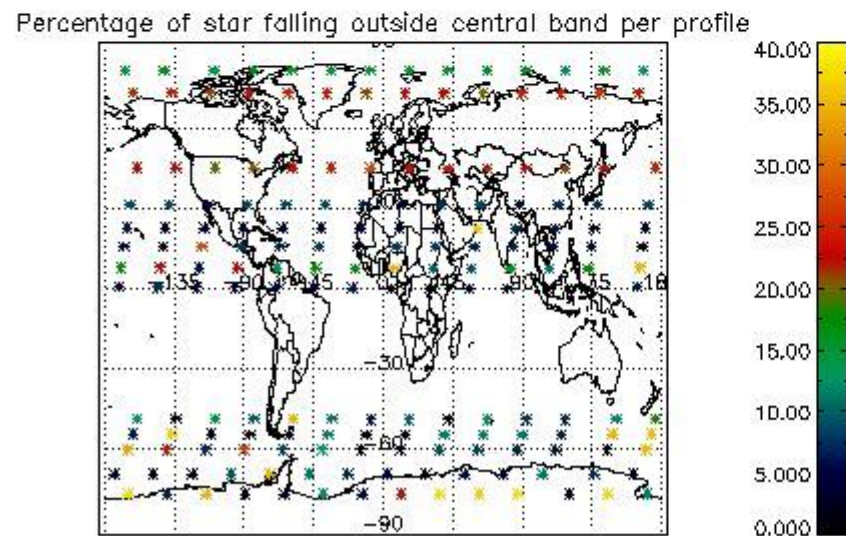
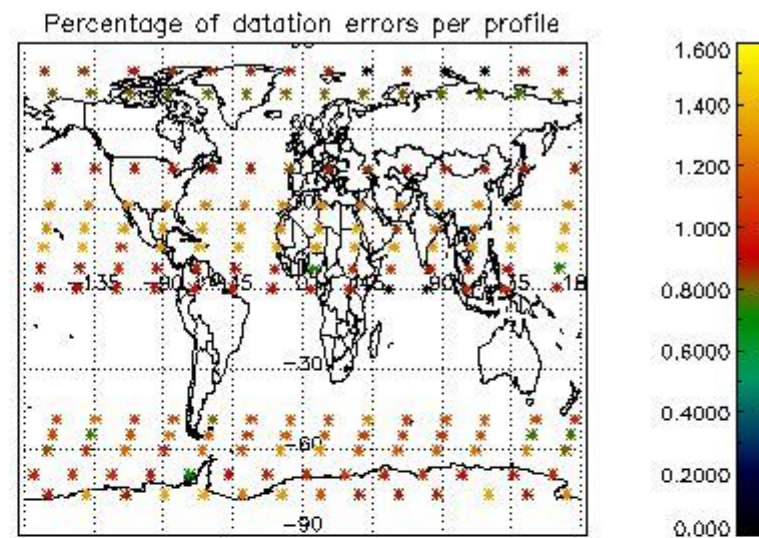
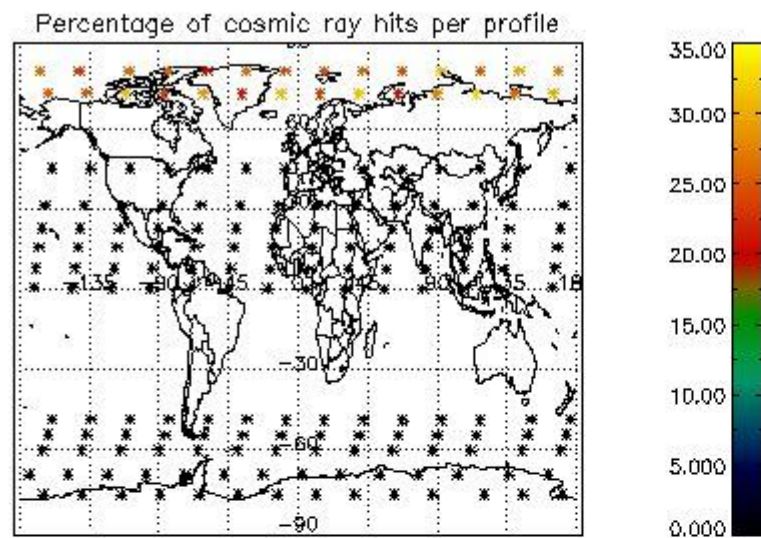


Percentage of saturation errors per profile



4.2.2 Plot level 1 quality information per product (world map): ENVISAT DESCENDING passes





## 5. Trace gas profiles

### 5.1 Ozone statistics based on quality of products

The final quality of the products can be "measured" using the STD (Standard Deviation) attached to every point profile. This information is written to the parameter GOM\_NL\_\_2P/NL\_LOCAL\_SPECIES\_DENSITY/o3\_std of the level 2 products. The table below shows the statistics for given STD ranges.

The statistics are given with respect to the overall valid production:

- Products without fatal errors: GOM\_NL\_\_2P/MPH/PRODUCT\_ERR=0
- Valid point profile: GOM\_NL\_\_2P/NL\_LOCAL\_SPECIES\_DENSITY/pcd(0)=0

The 'Criteria' is applied to valid points of dark limb products:

- Products in dark limb illumination condition: GOM\_NL\_\_2P/NL\_SUMMARY\_QUALITY/obs\_ill\_cond=0
- Products without fatal errors: GOM\_NL\_\_2P/MPH/PRODUCT\_ERR=0
- Valid point profile: GOM\_NL\_\_2P/NL\_LOCAL\_SPECIES\_DENSITY/pcd(0)=0

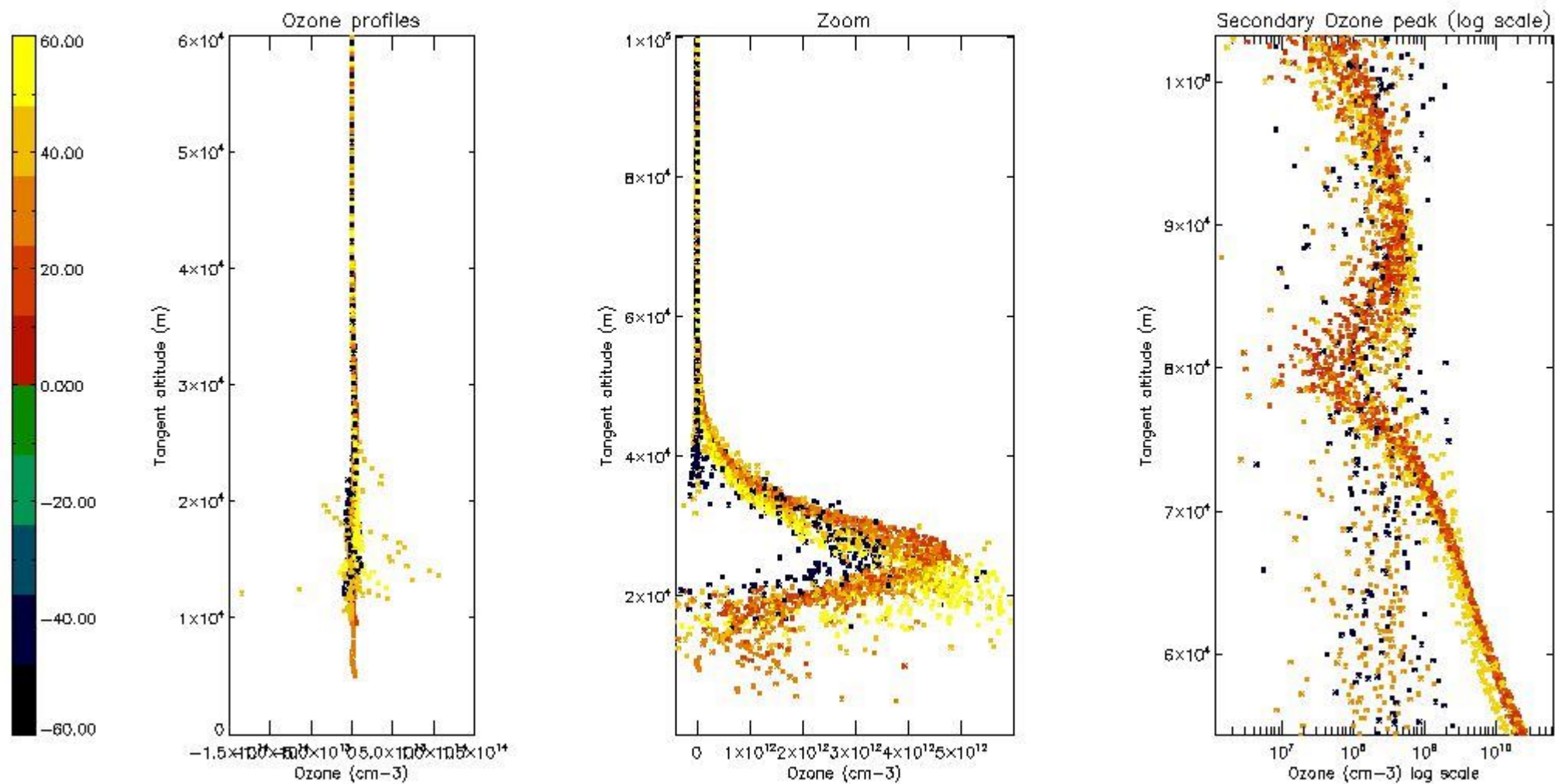
So, the table below shows the percentage of dark limb and valid observations for each criteria with respect to the overall valid daily observations.

Criteria	% of total production
All STD	27
STD < 20	14

STD < 10	11
STD < 5	8

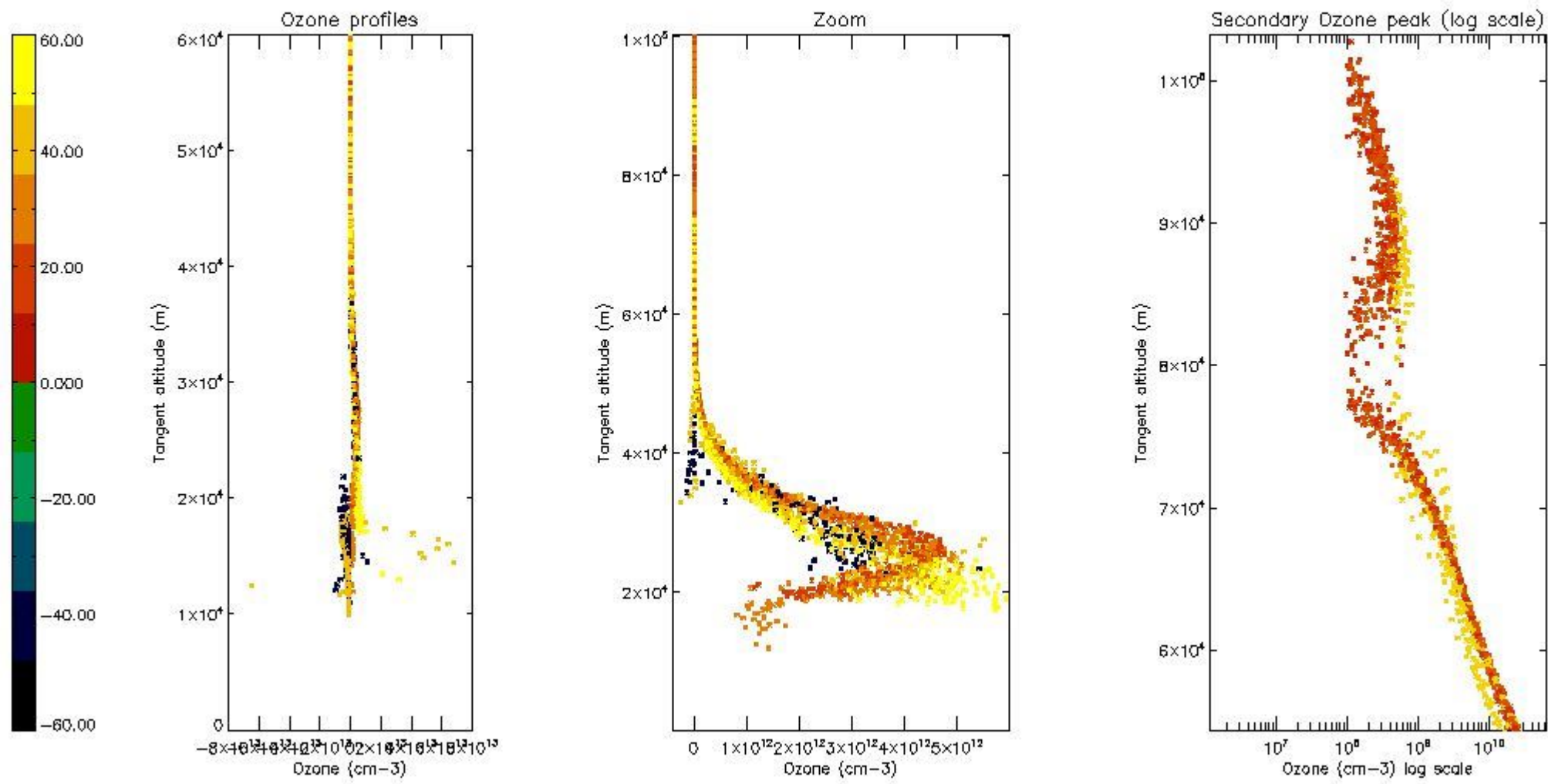
5.2 Plot ozone profiles for all STD (dark without errors)

The colorbar represents the latitude.



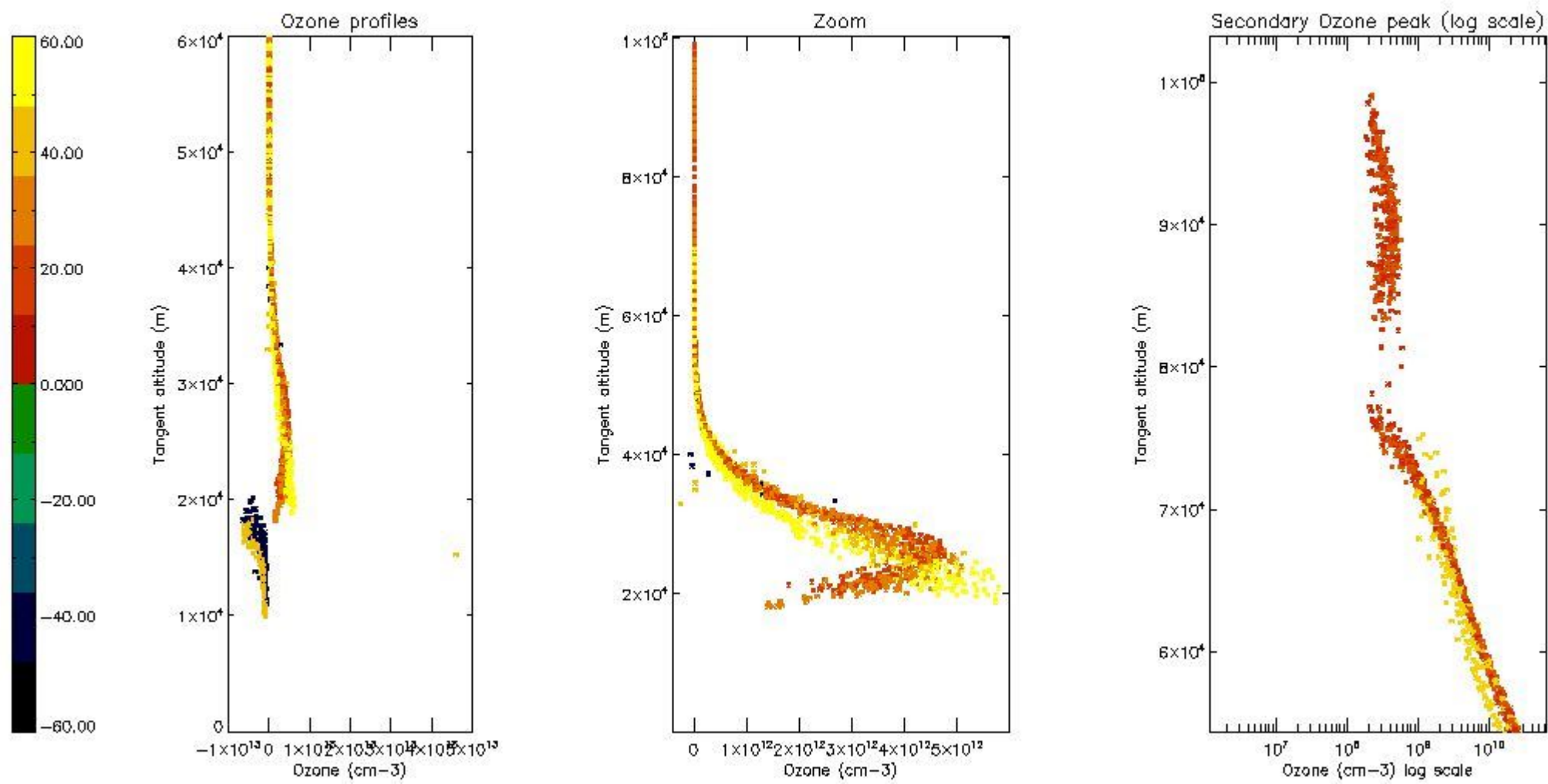
5.3 Plot ozone profiles where STD < 20% (dark without errors)

The colorbar represents the latitude.



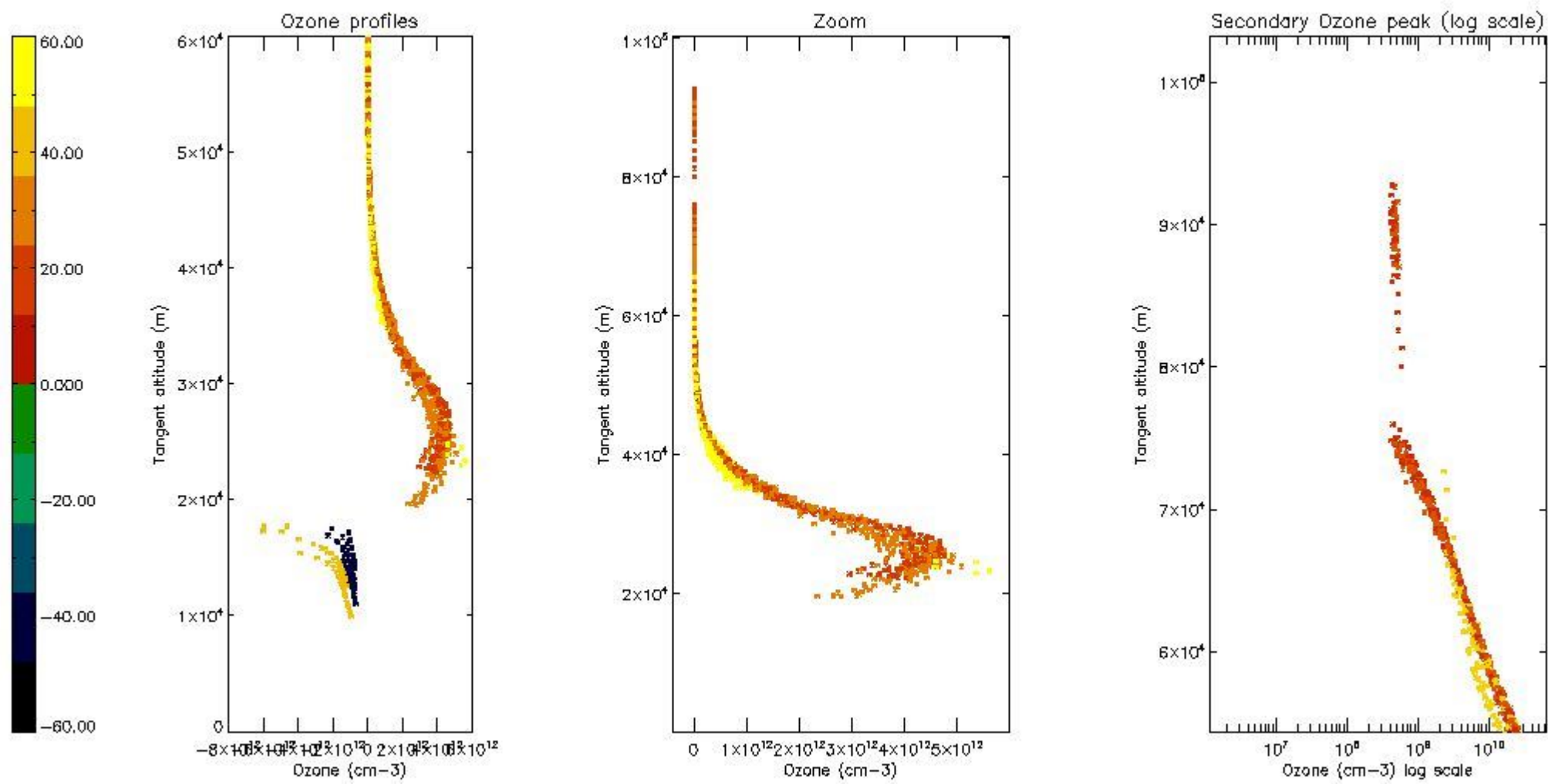
*5.4 Plot ozone profiles where STD < 10% (dark without errors)*

The colorbar represents the latitude.



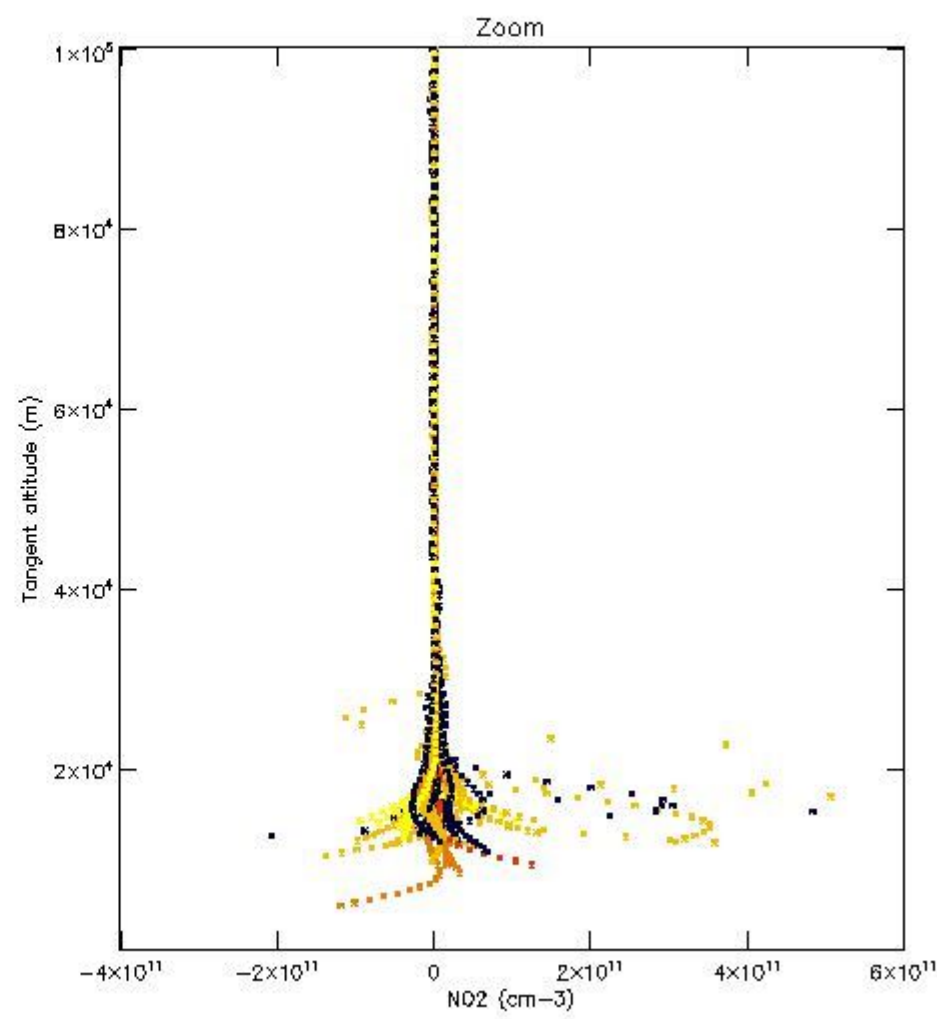
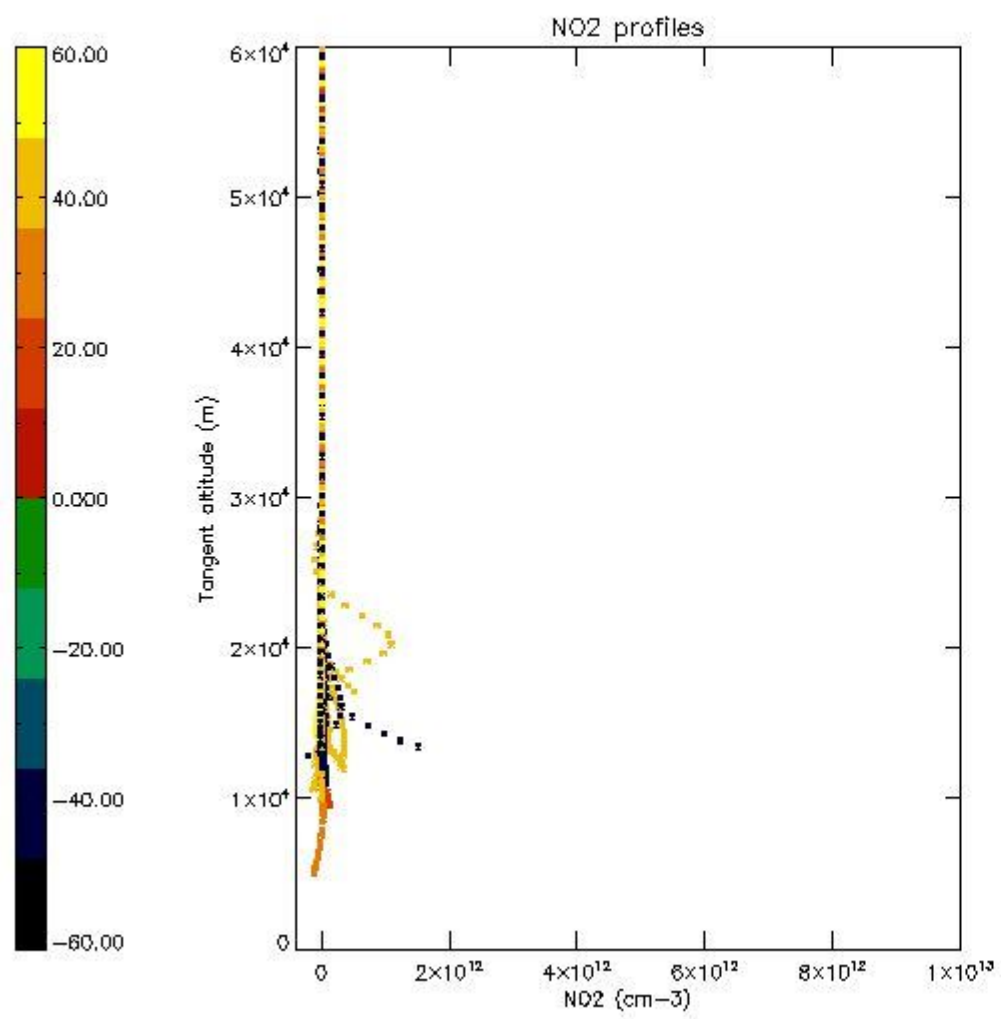
*5.5 Plot ozone profiles where STD < 5% (dark without errors)*

The colorbar represents the latitude.



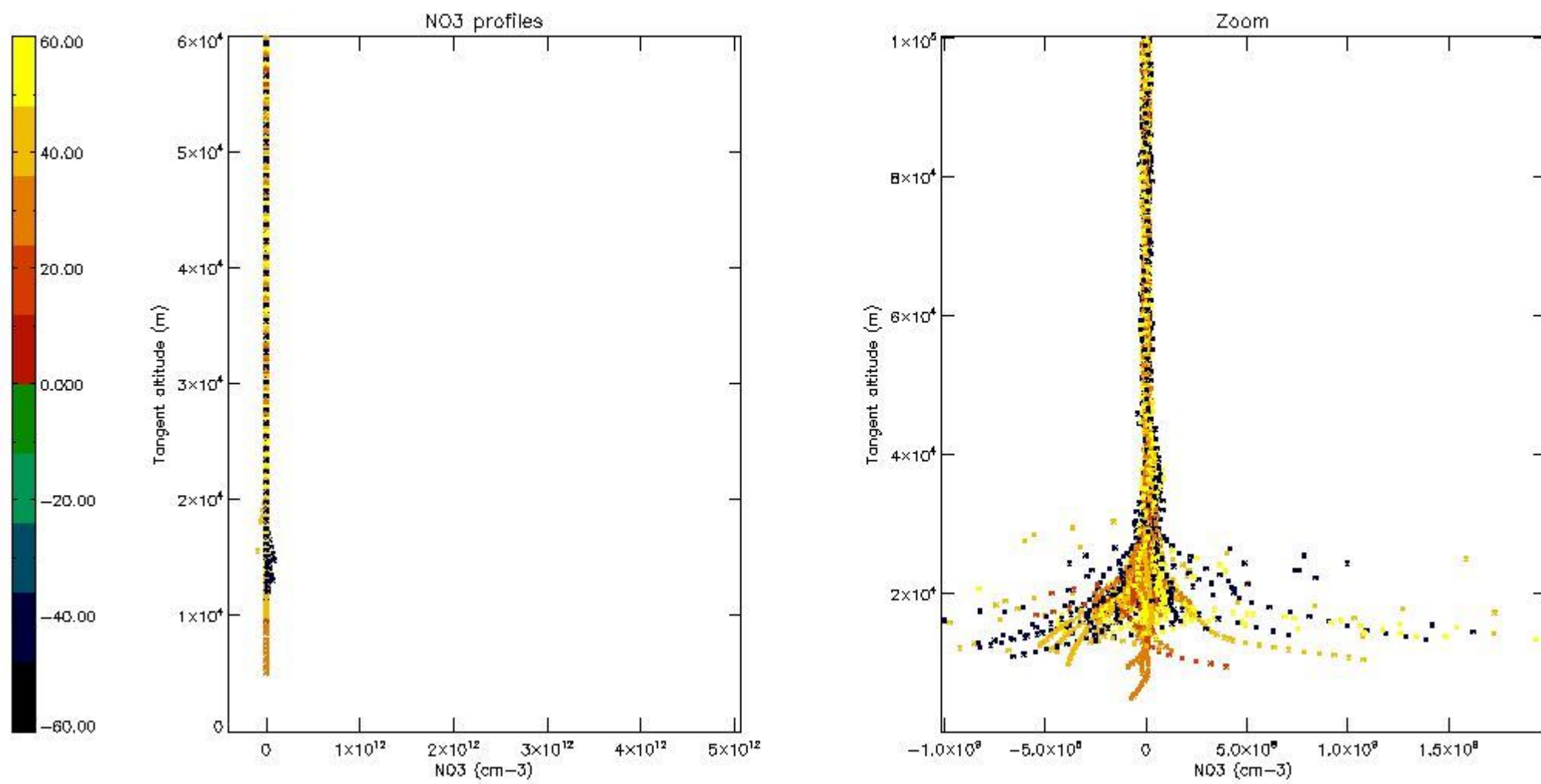
*5.6 Plot NO<sub>2</sub> profiles for all STD (dark without errors)*

The colorbar represents the latitude.



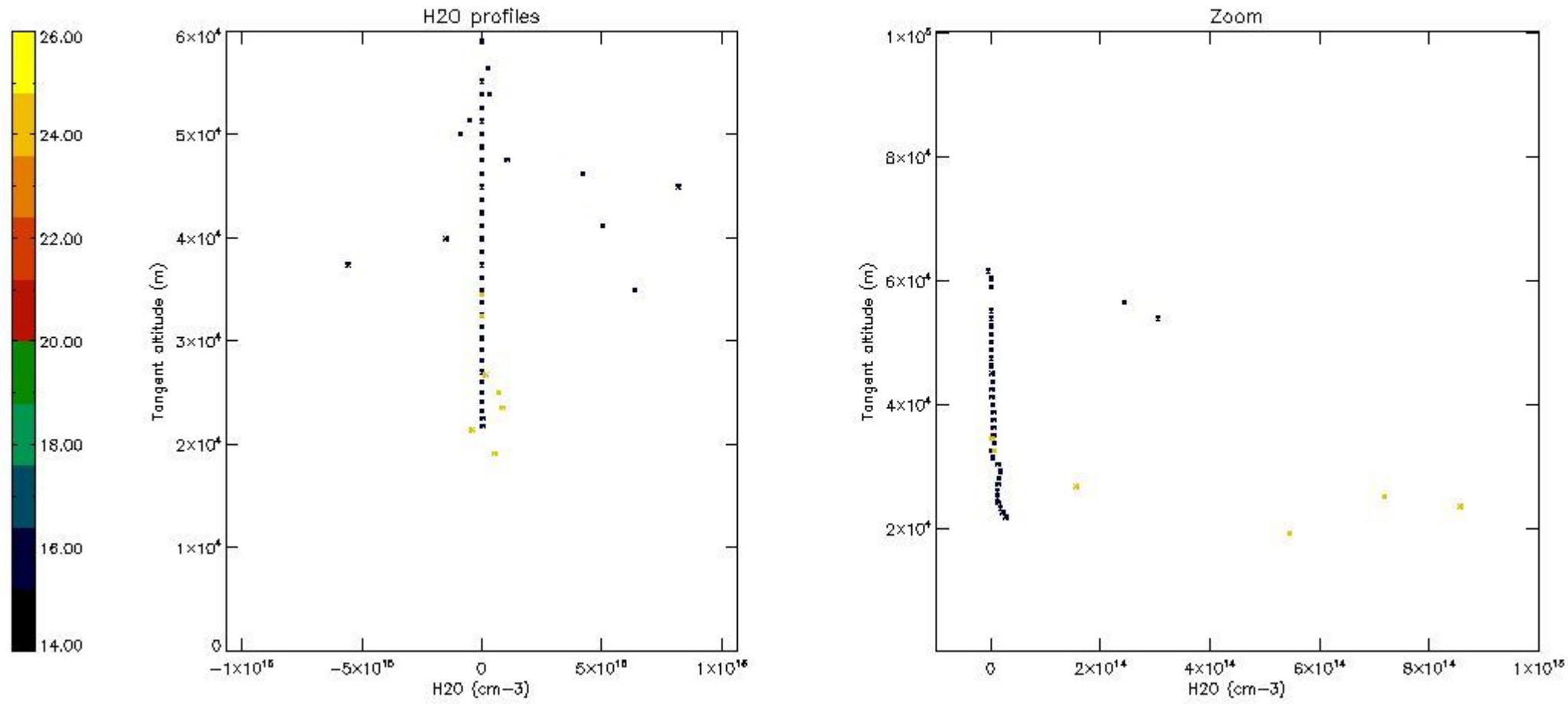
*5.7 Plot NO3 profiles for all STD (dark without errors)*

The colorbar represents the latitude.



5.8 Plot H<sub>2</sub>O profiles for all STD (only for occultations of stars 1,2,3,4,13,14,16,26,63 dark without errors)

The colorbar represents the latitude.

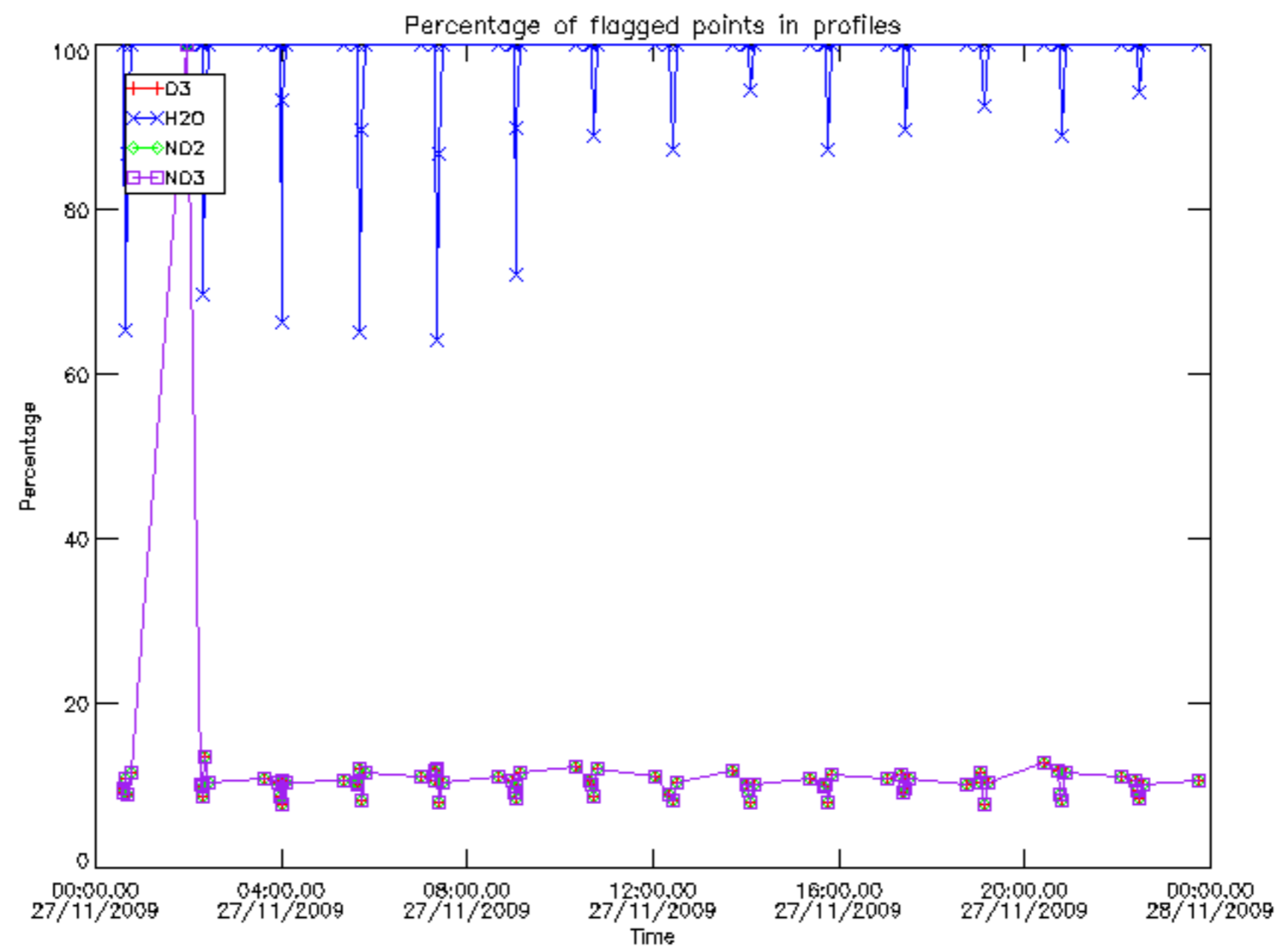


## 6. Auxiliary Data Files used for the production reported in section 2

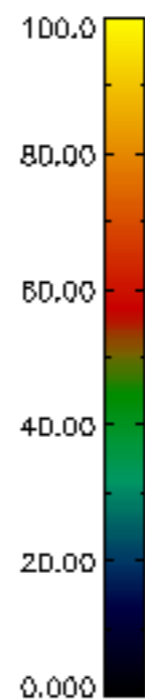
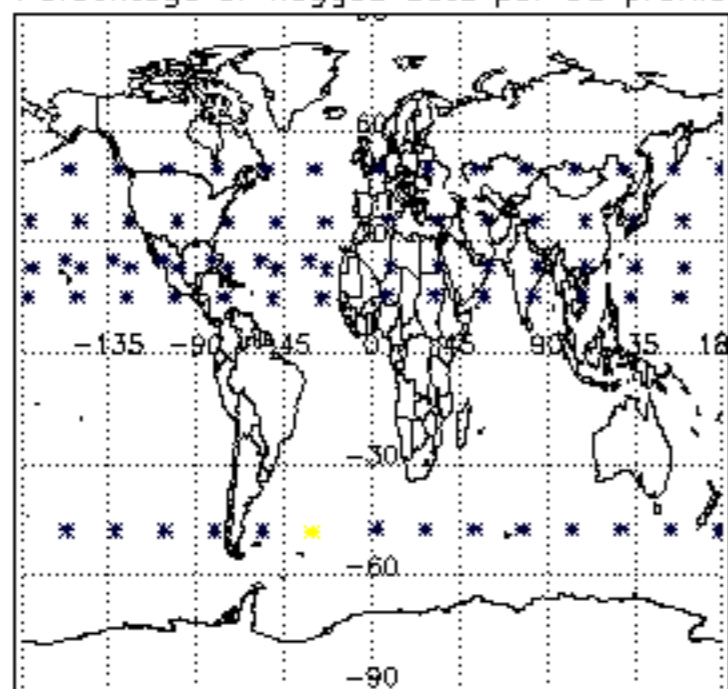
The number reported in the third column indicates since which file (see list in section 2) the corresponding auxiliary file has been used. The fourth column is the date of those product files.

Type	Auxiliary Filename	Used since product	Used since product date
INST_PHYS_CHARACTERISTICS	GOM_INS_AXVIEC20091111_143220_20030716_120000_20500101_000000	1	27-NOV-2009 00:35:11
LEVEL-2_PROC_CONFIG	GOM_PR2_AXVIEC20091111_152718_20020301_000000_20500101_000000	1	27-NOV-2009 00:35:11
CROSS_SECTIONS_FILE	GOM_CRS_AXVIEC20091111_154832_20020301_000000_20500101_000000	1	27-NOV-2009 00:35:11

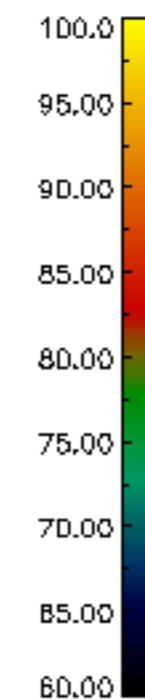
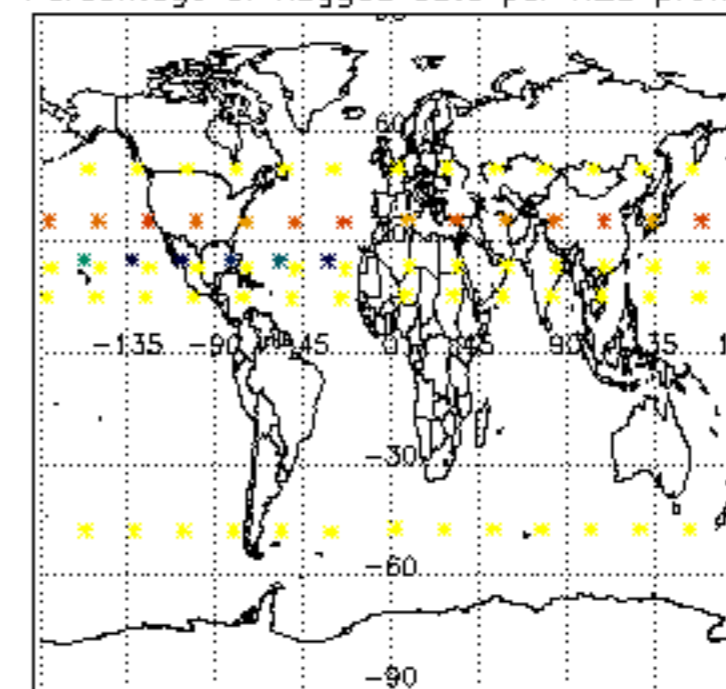




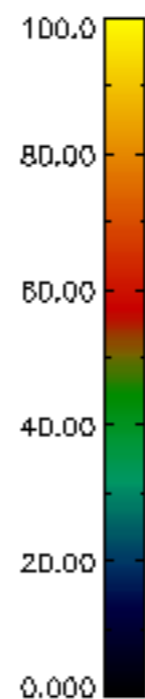
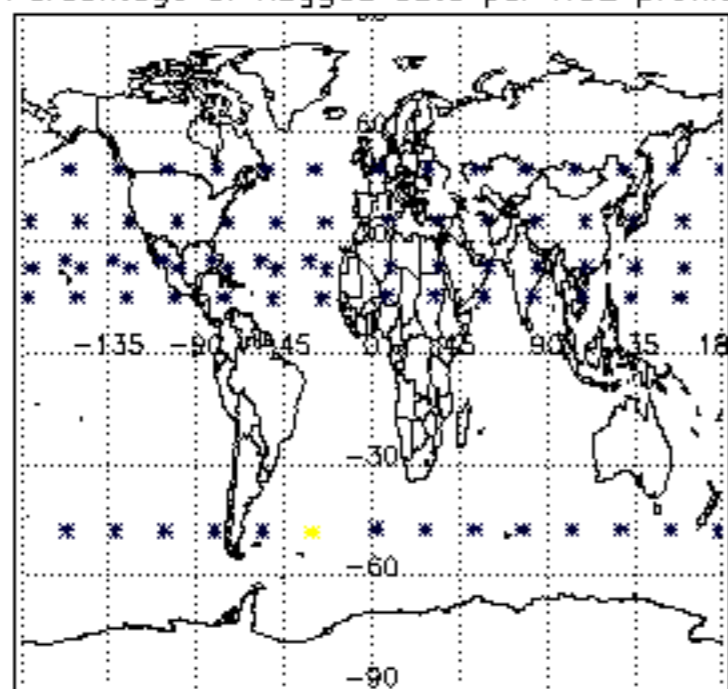
Percentage of flagged data per D3 profile



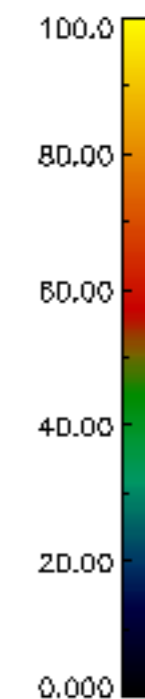
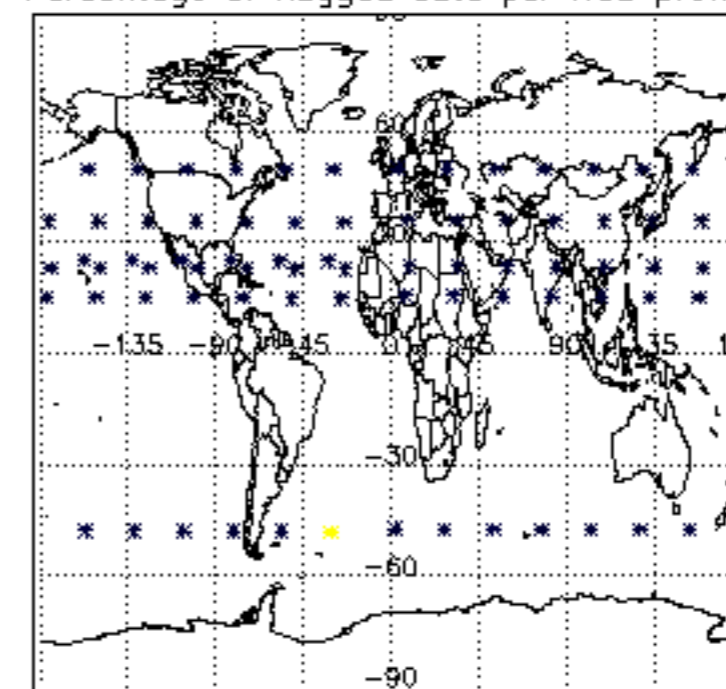
Percentage of flagged data per H2O profile

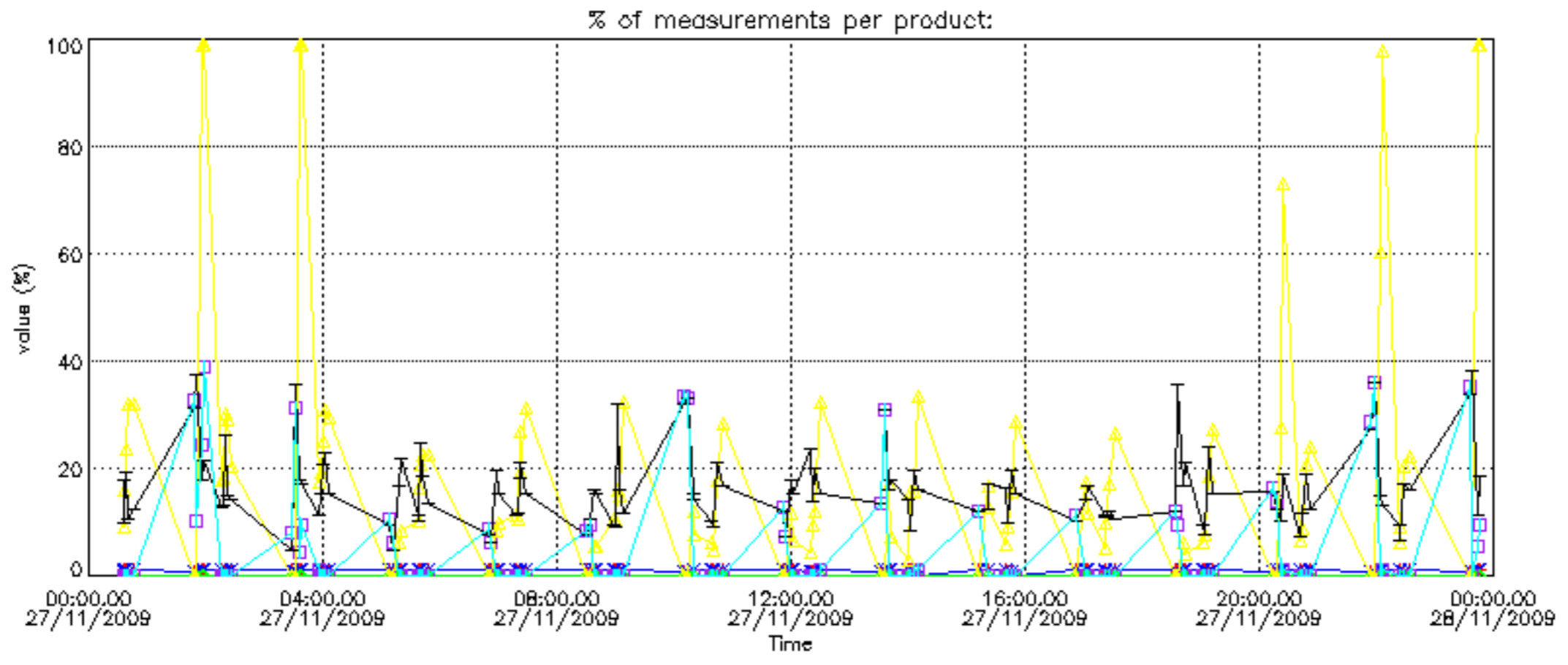


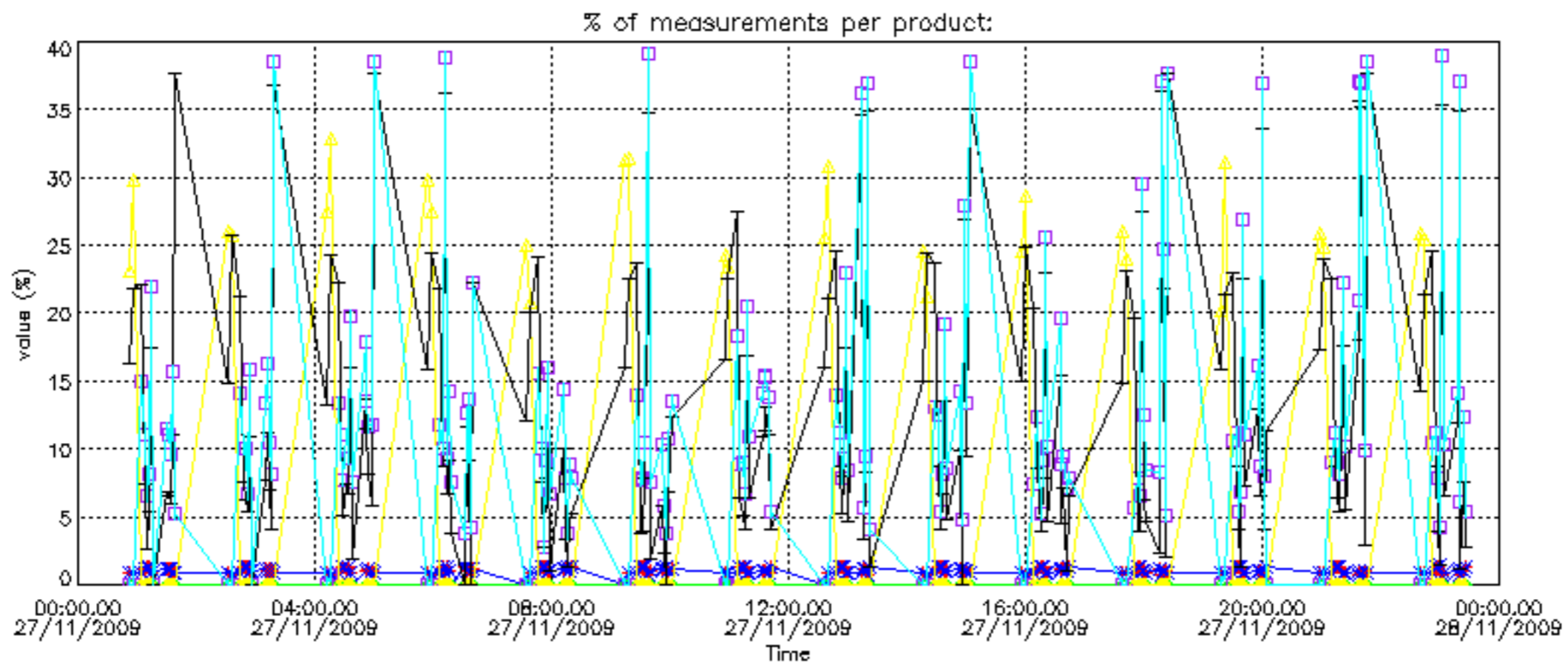
Percentage of flagged data per NO2 profile



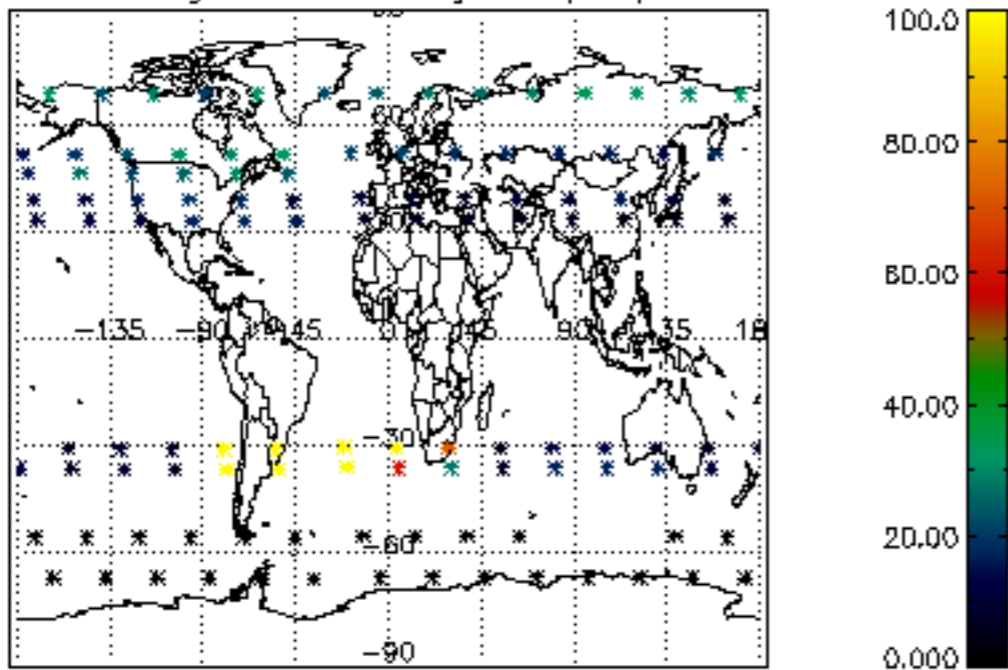
Percentage of flagged data per NO3 profile



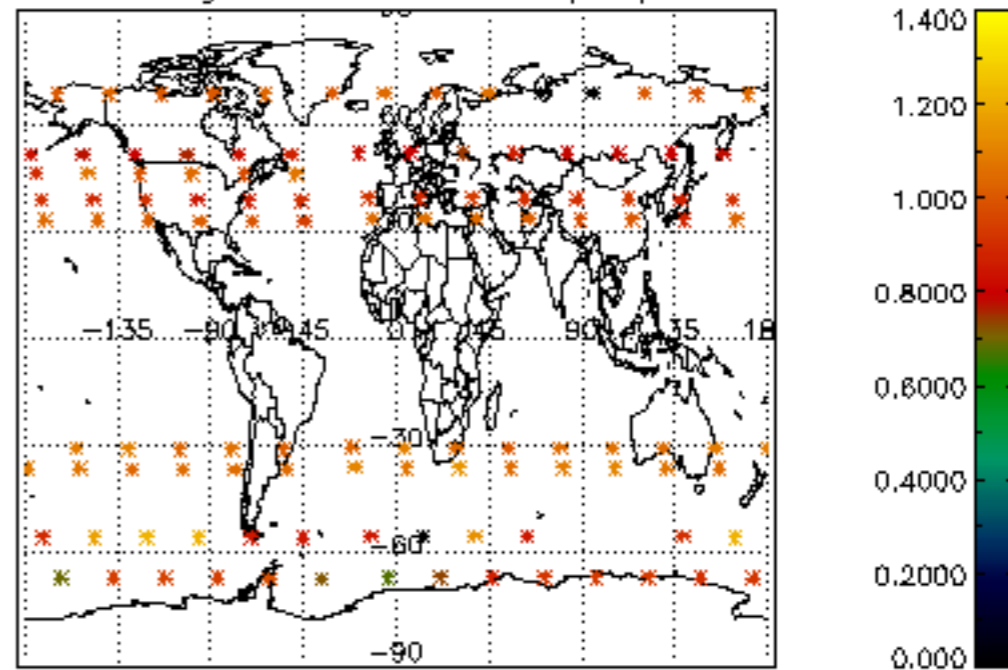




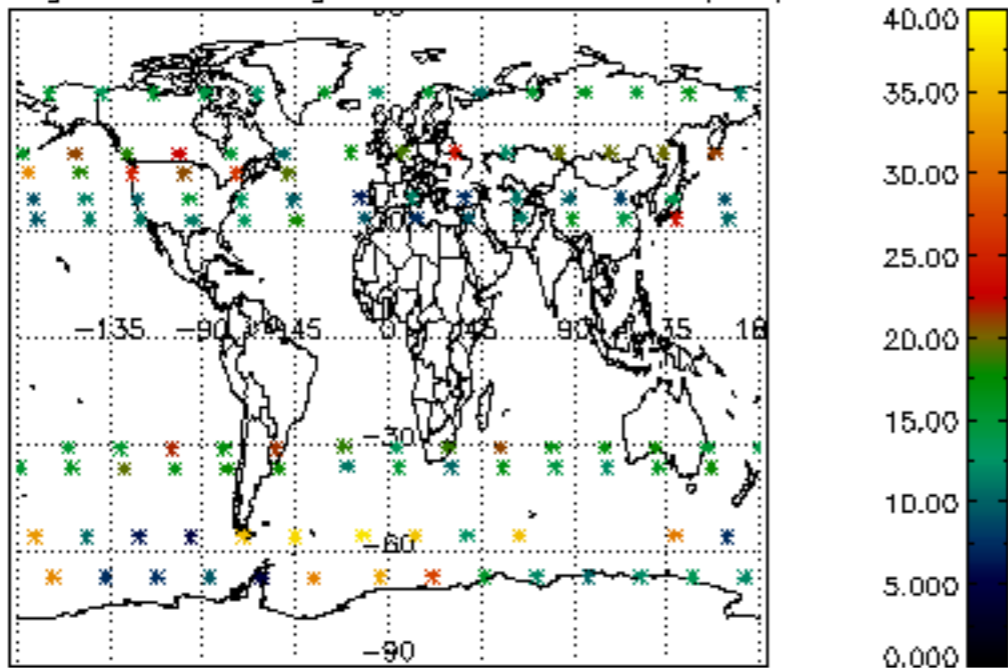
Percentage of cosmic ray hits per profile



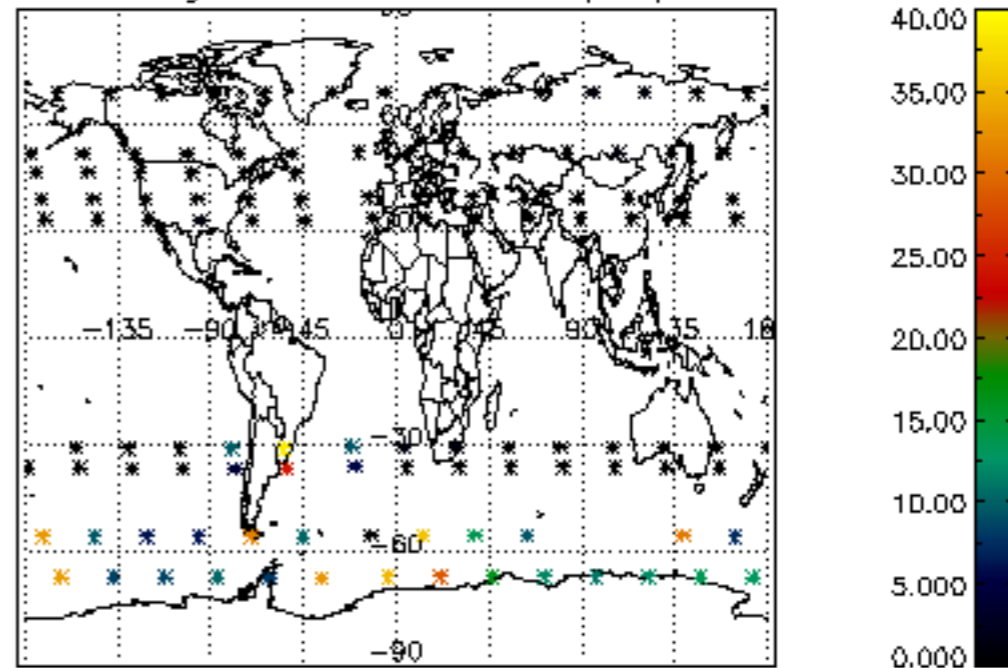
Percentage of datation errors per profile



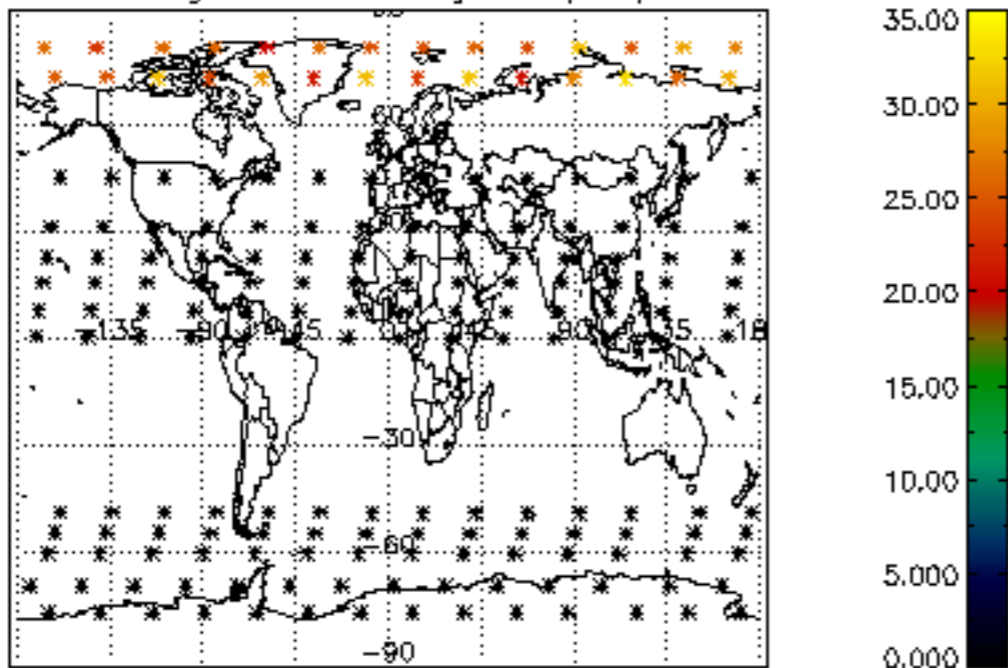
Percentage of star falling outside central band per profile



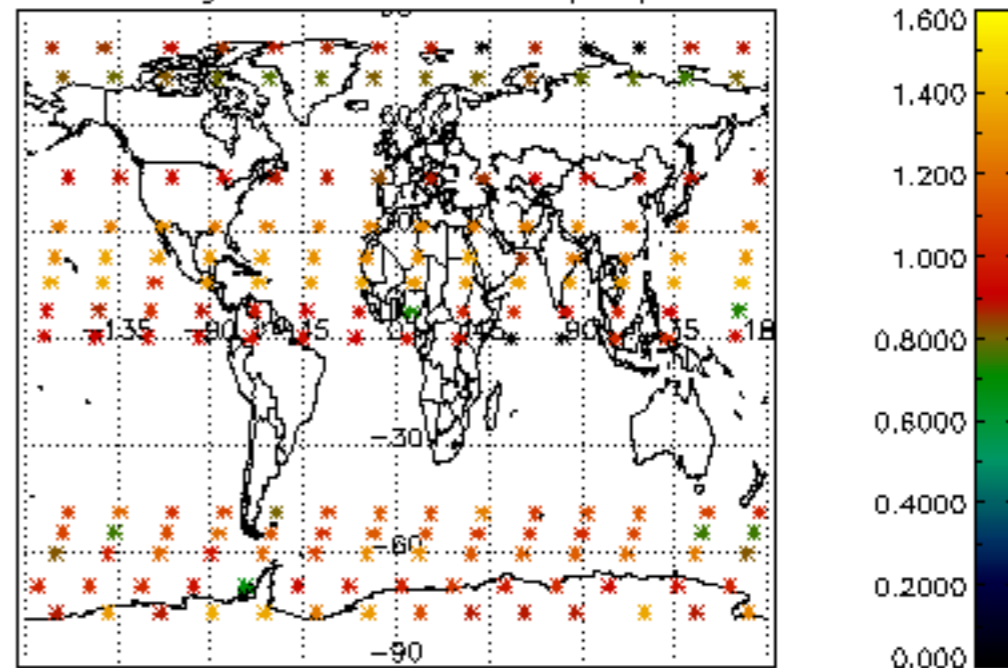
Percentage of saturation errors per profile



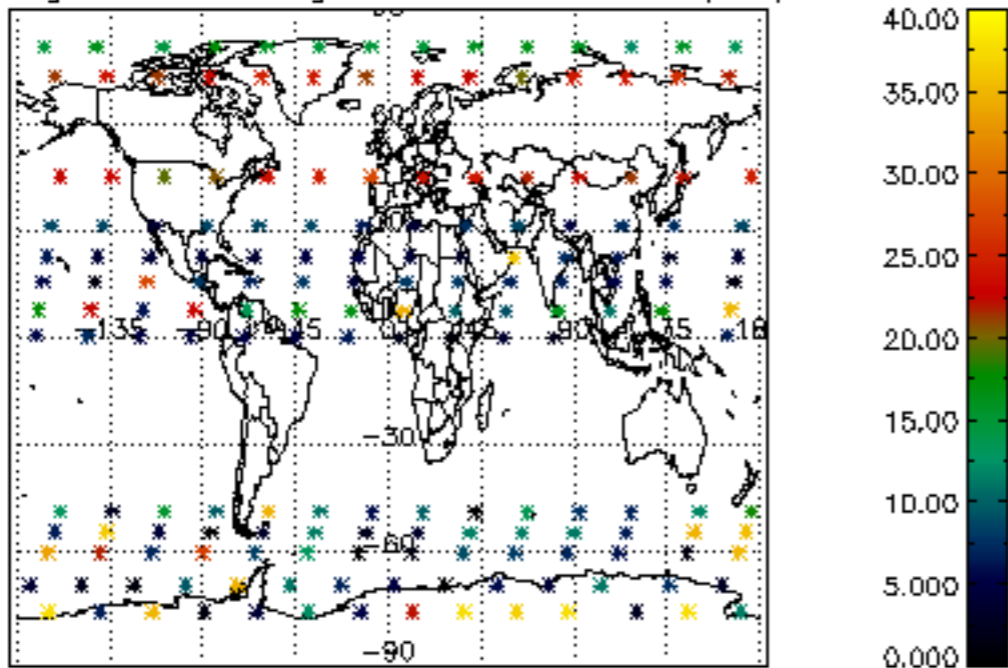
Percentage of cosmic ray hits per profile



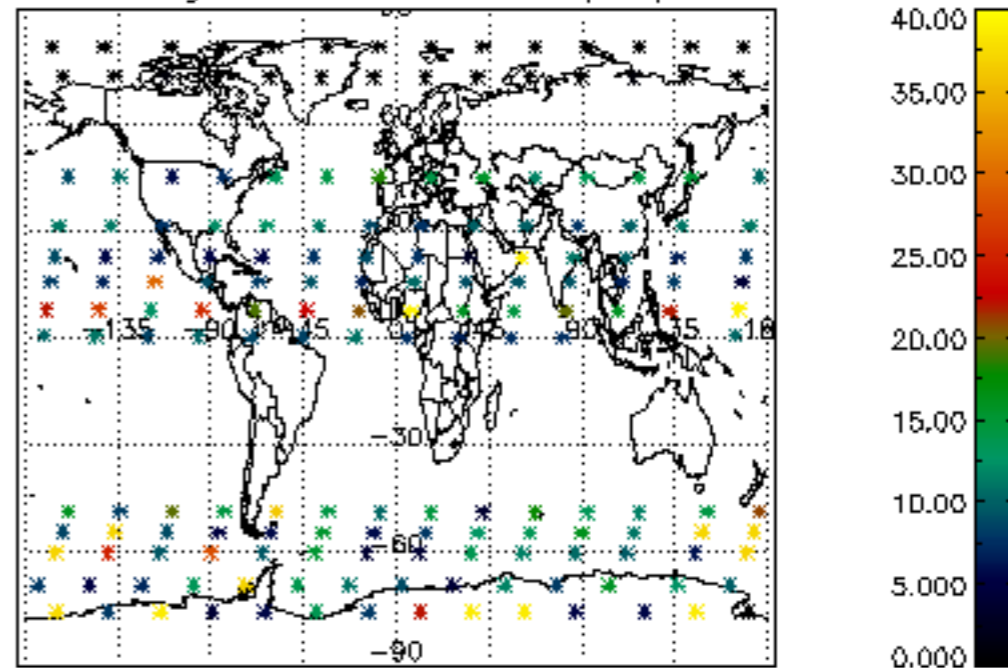
Percentage of datation errors per profile

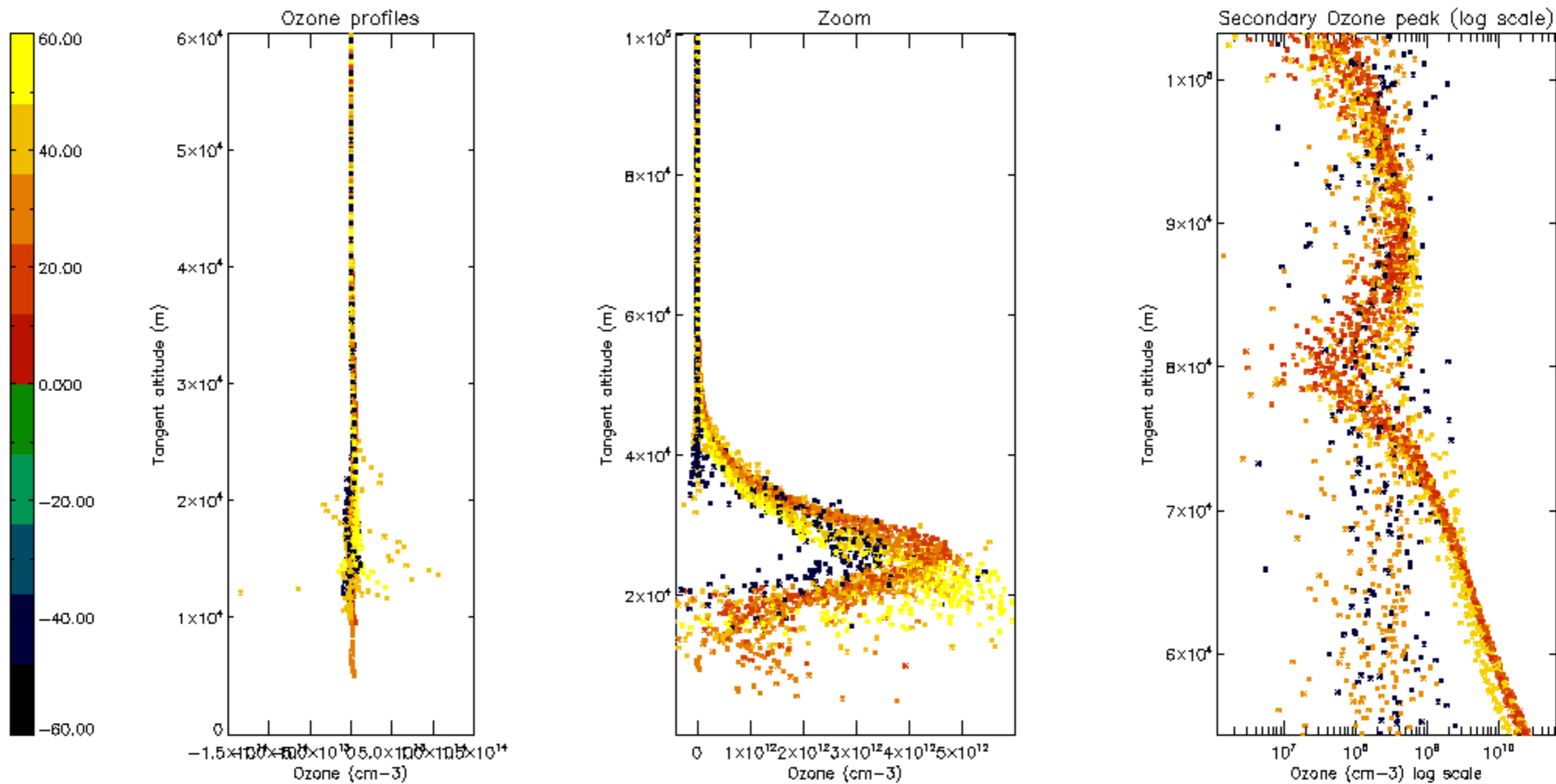


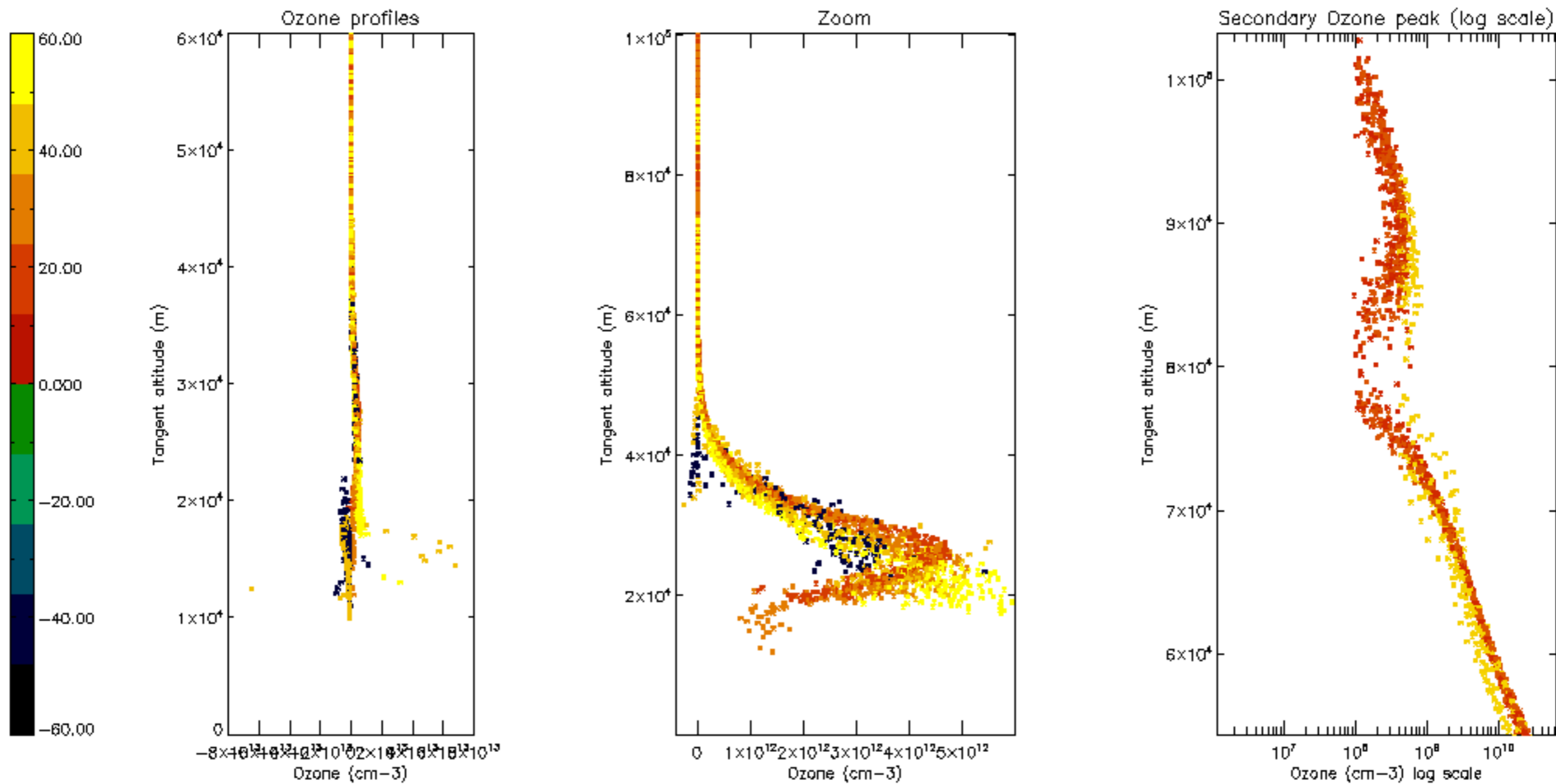
Percentage of star falling outside central band per profile



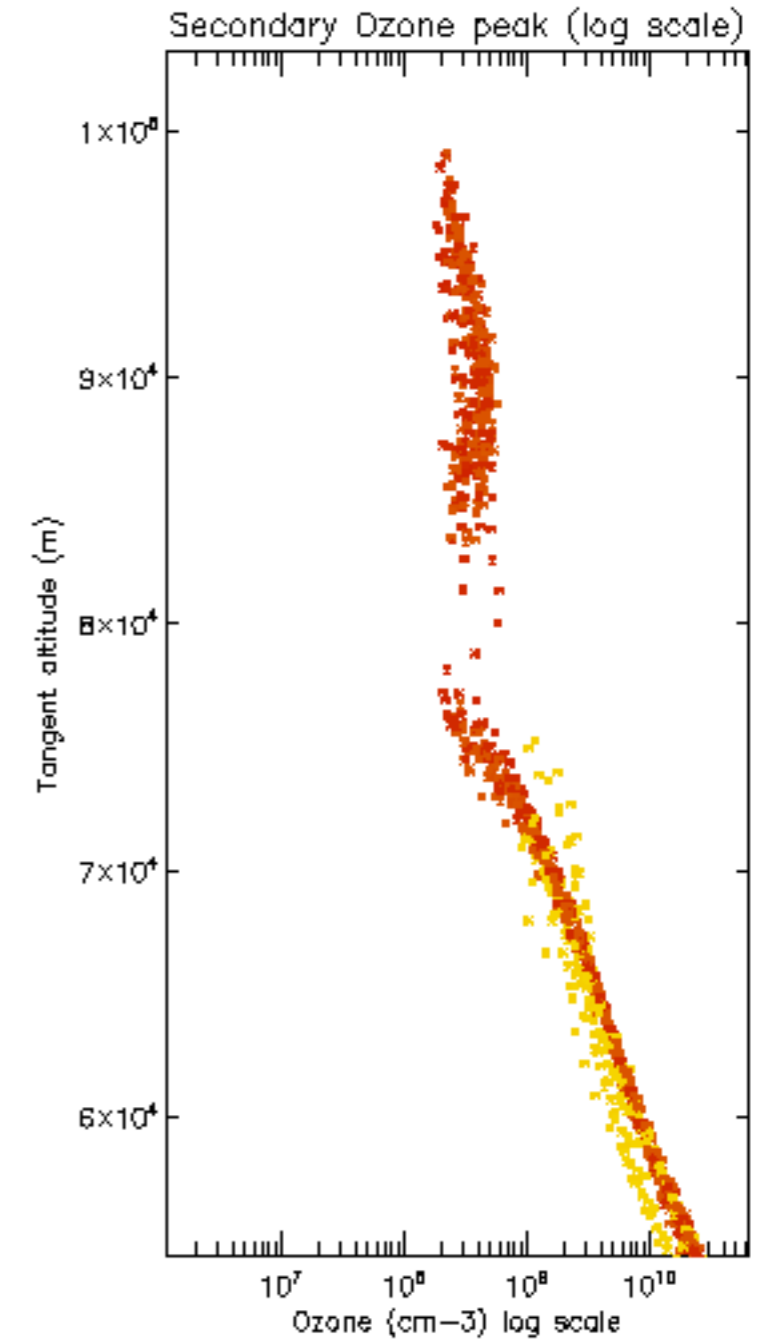
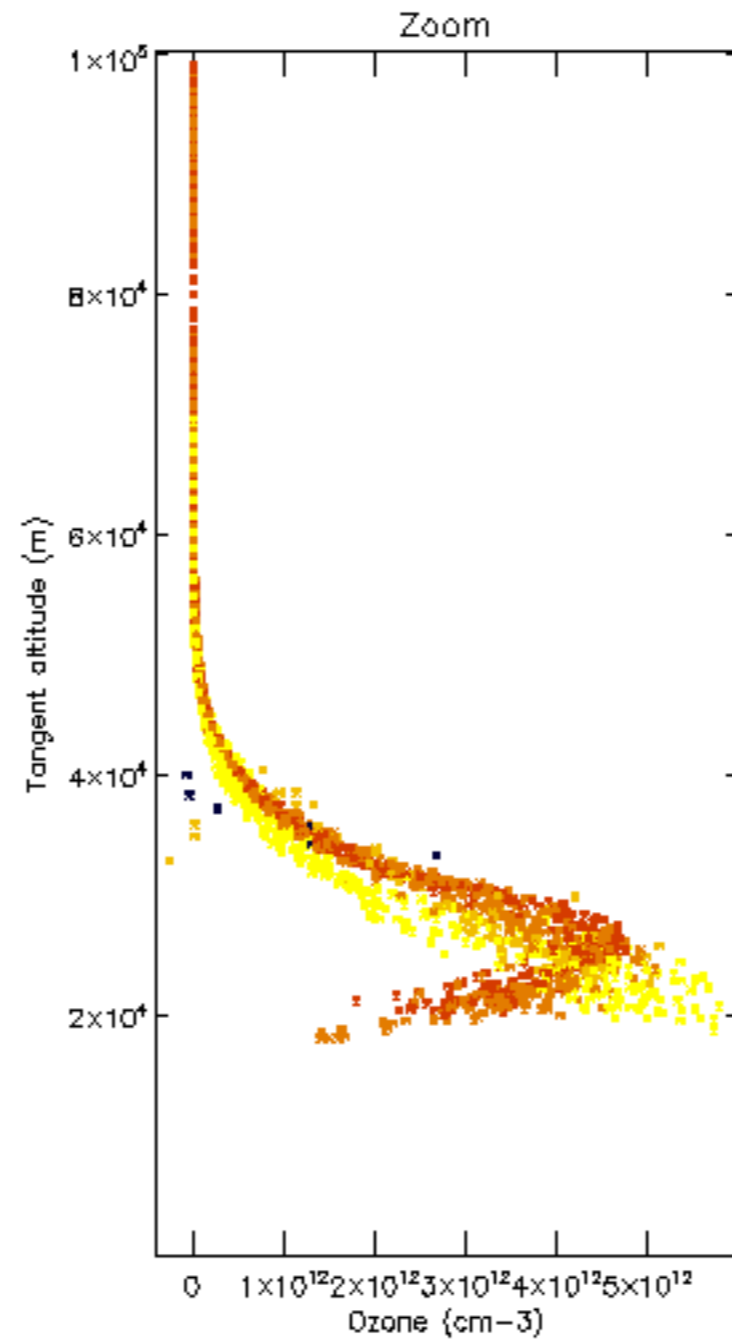
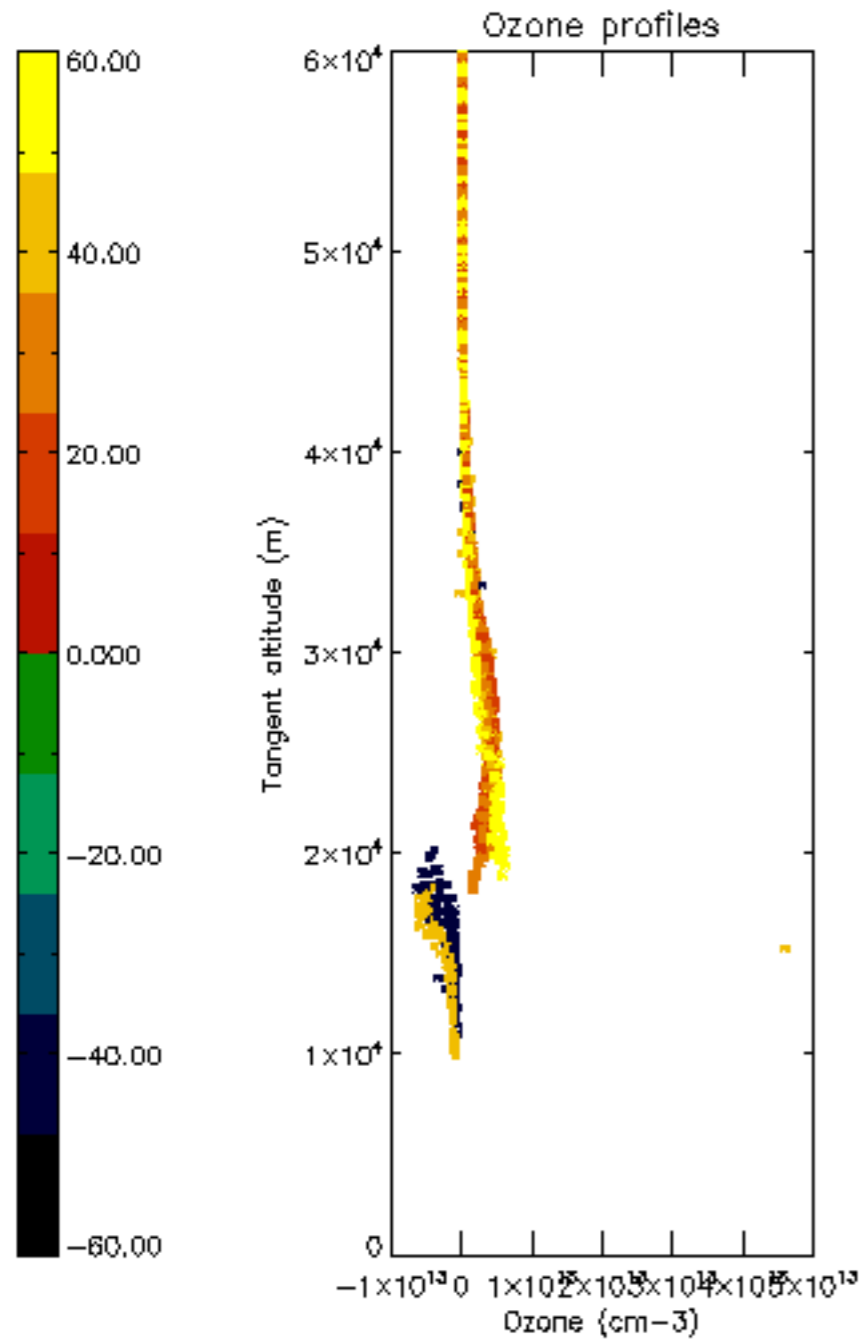
Percentage of saturation errors per profile

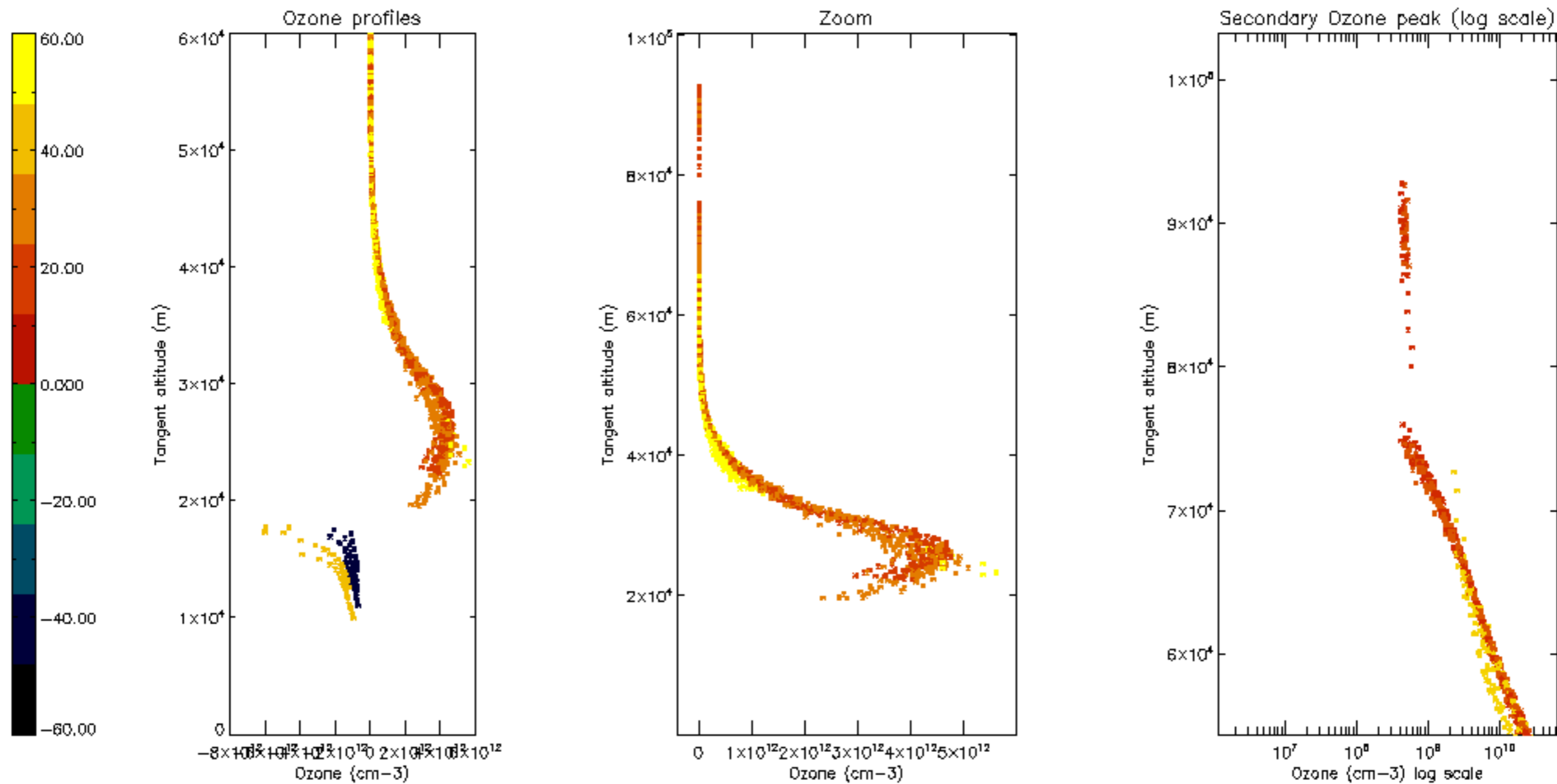


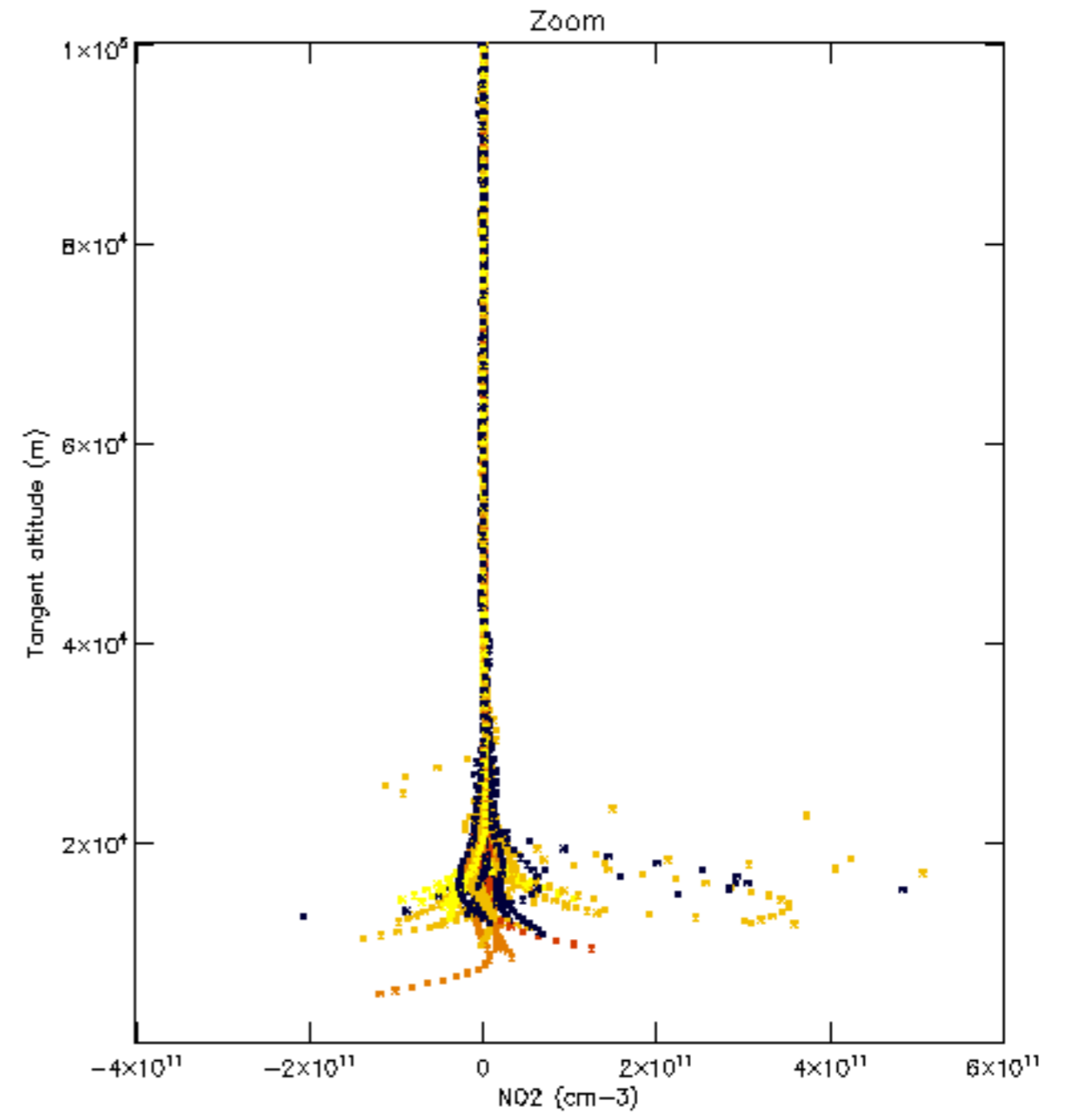
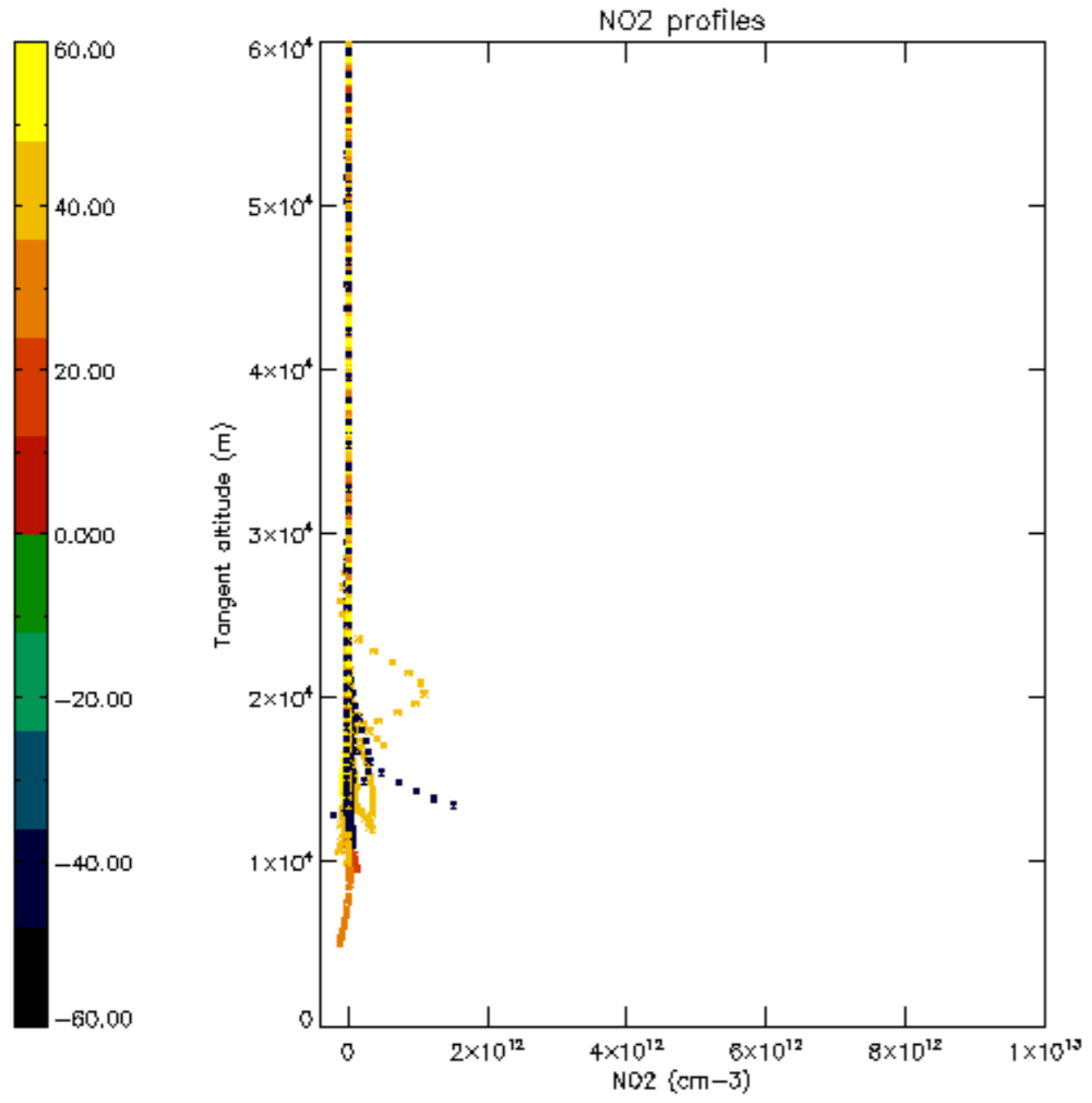


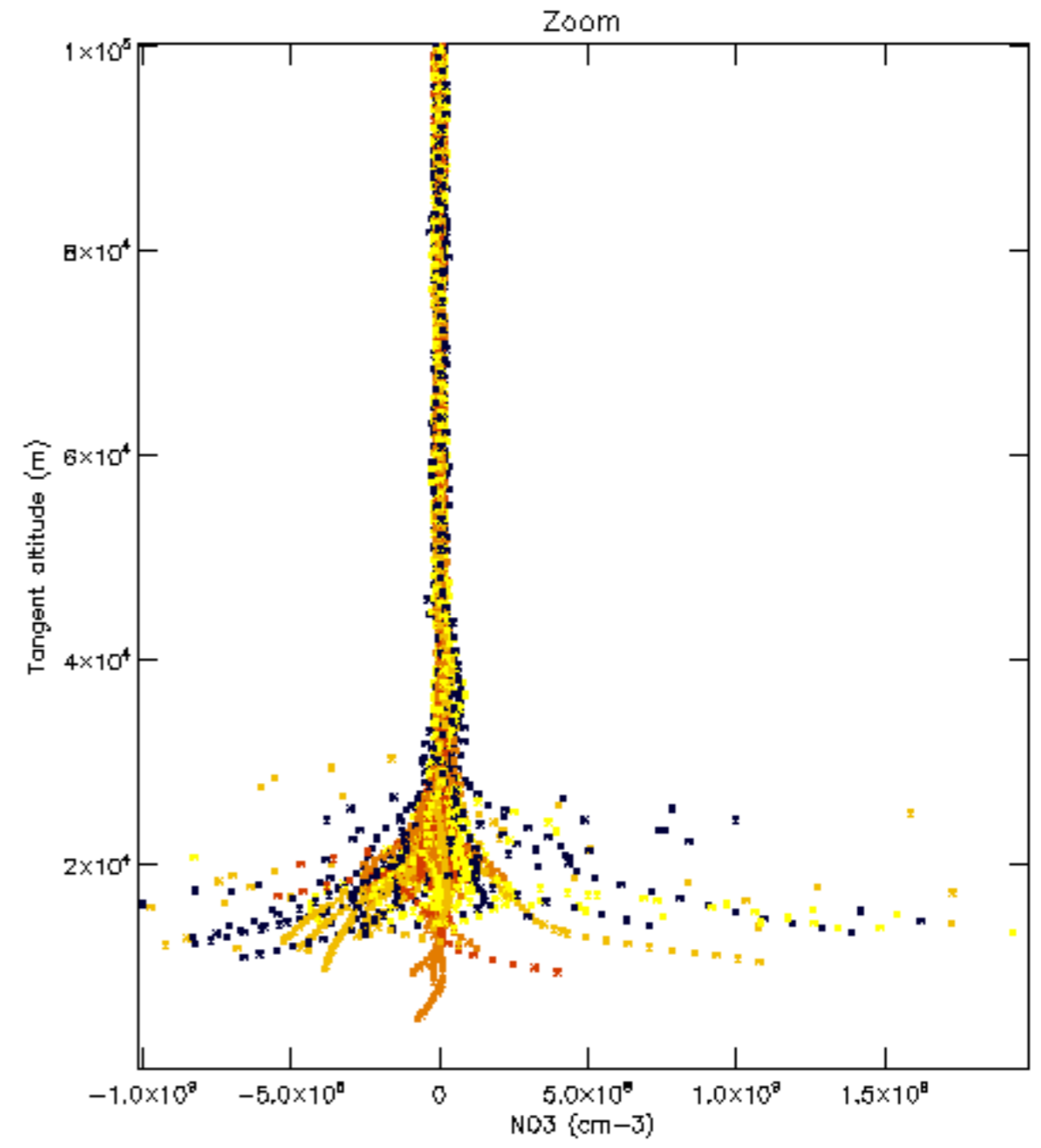
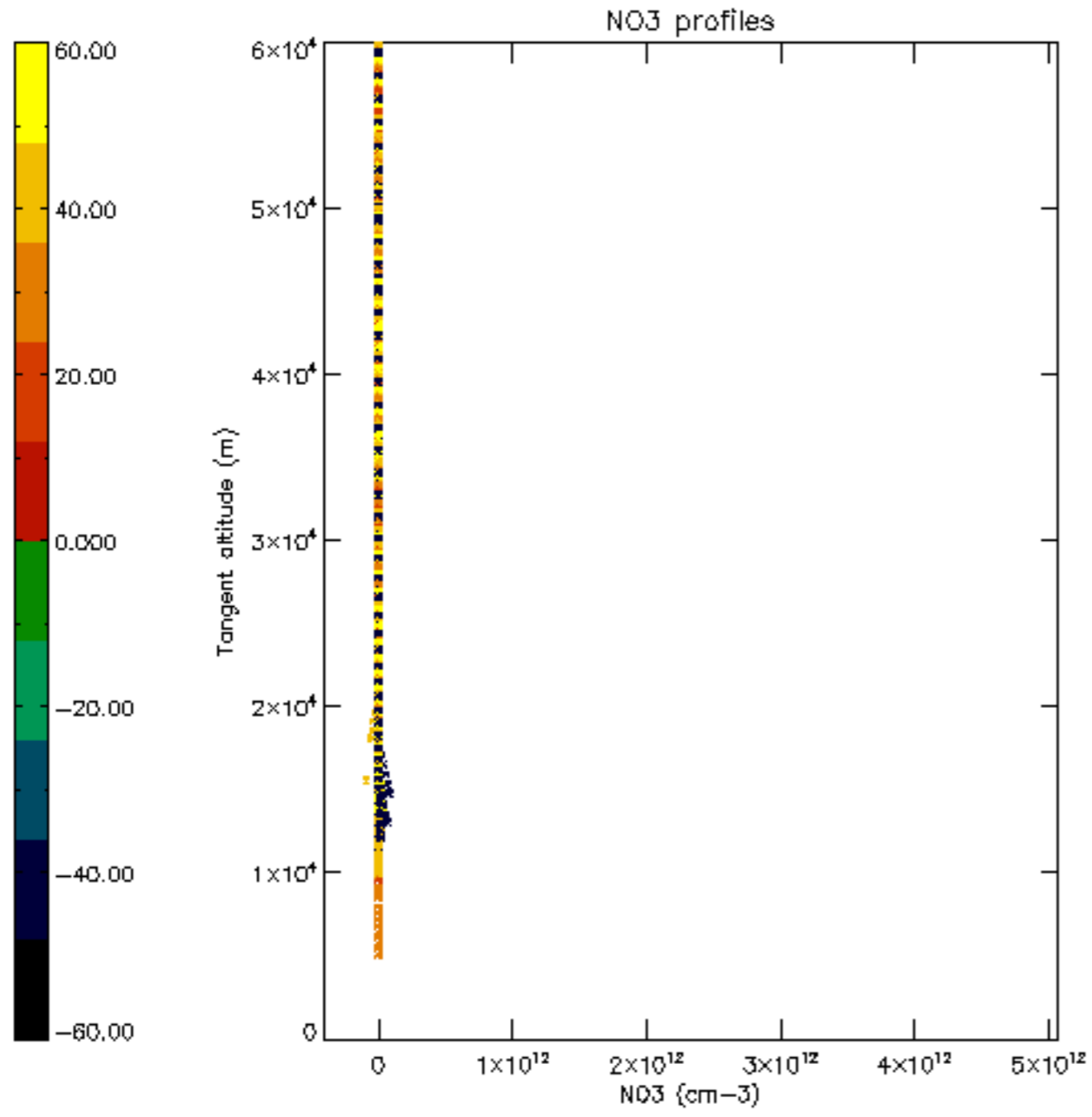


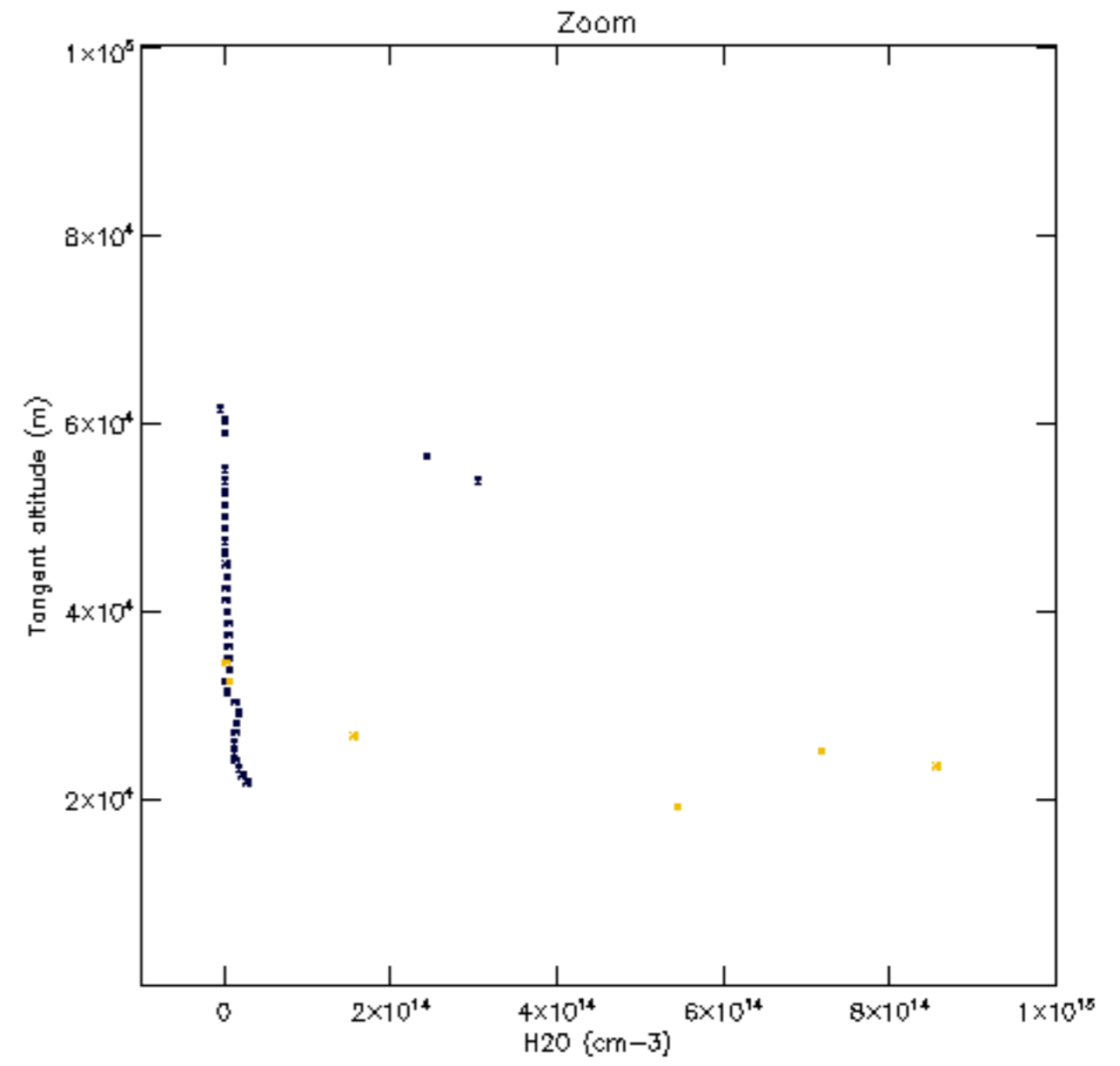
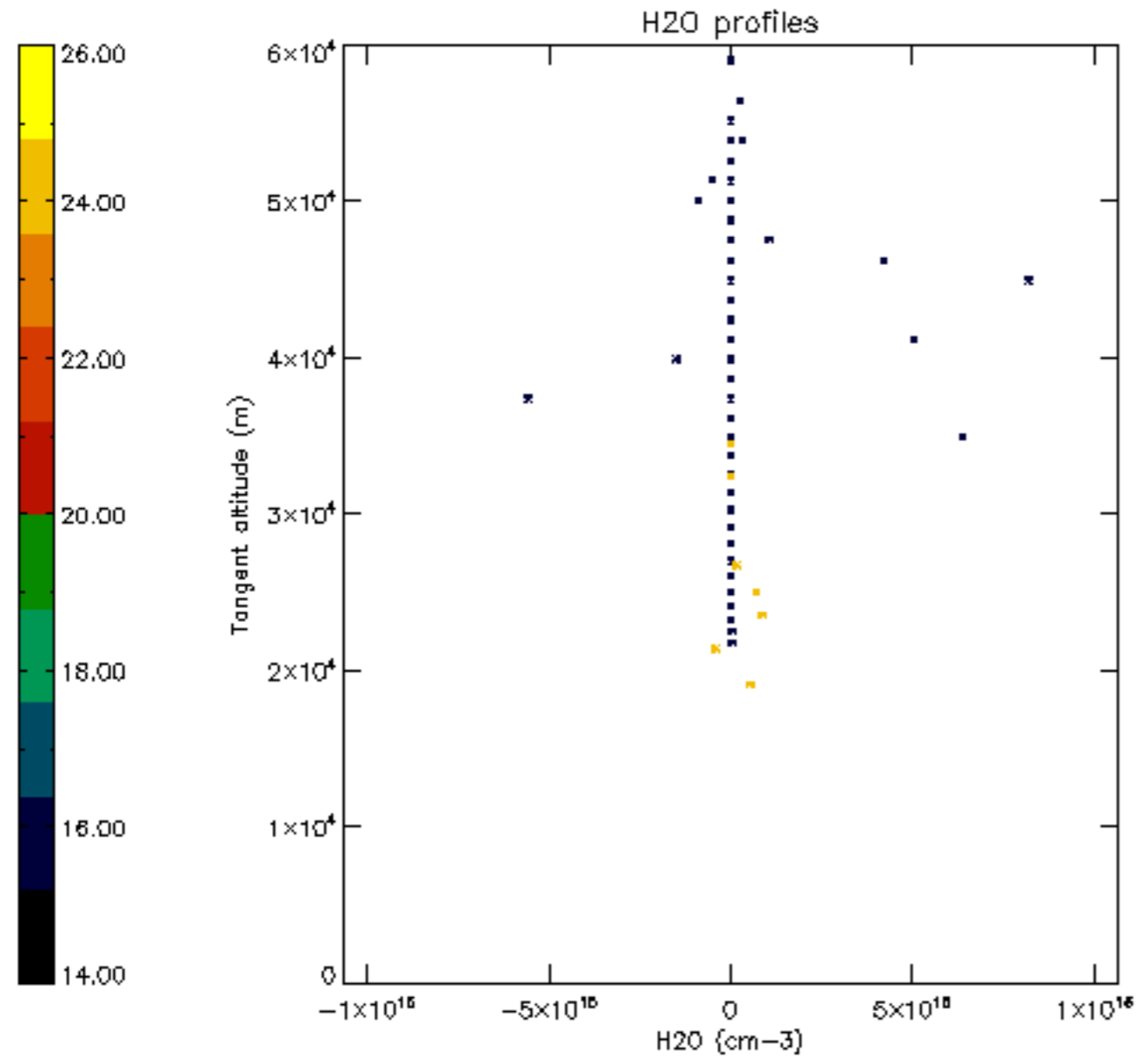


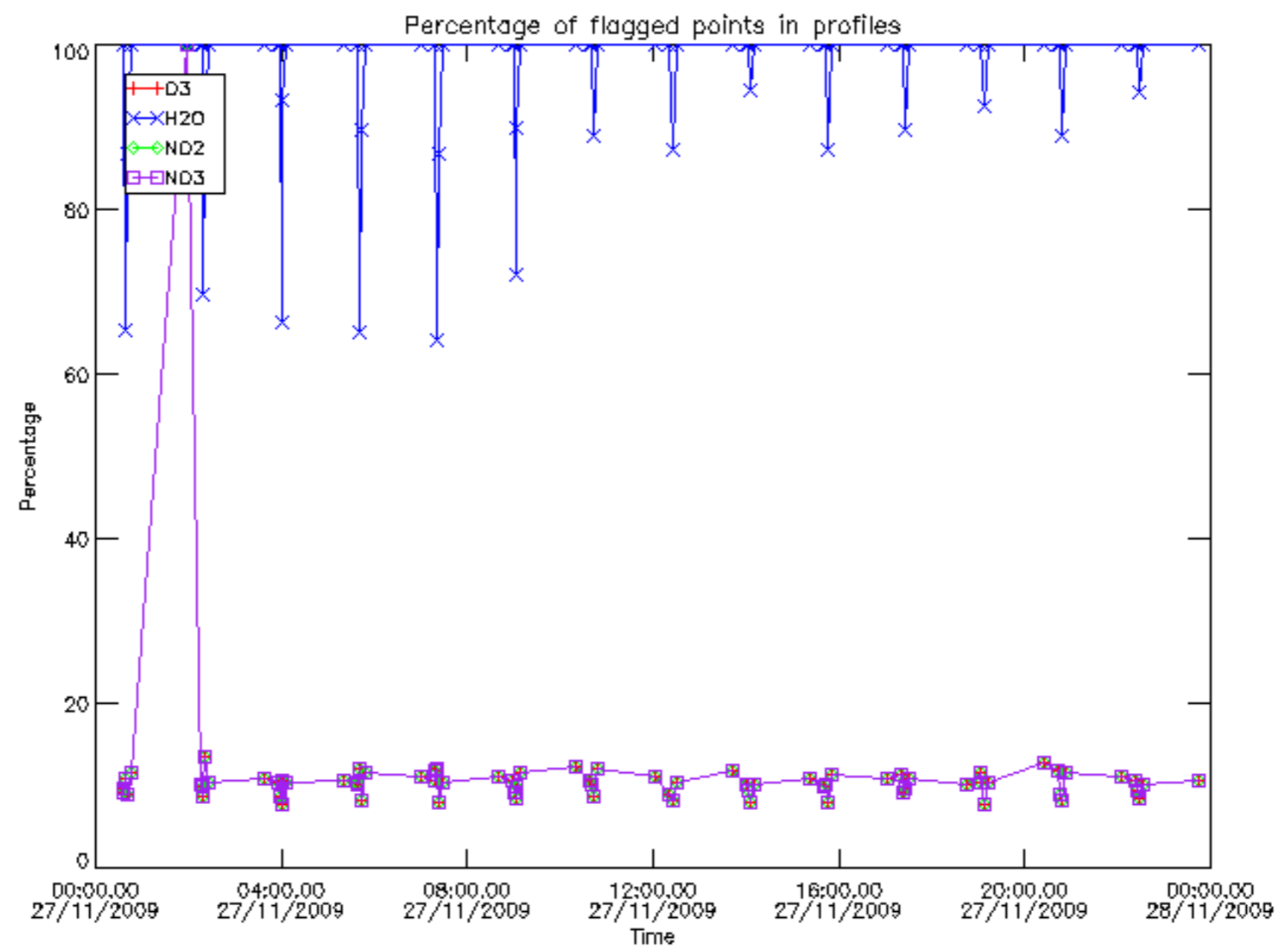




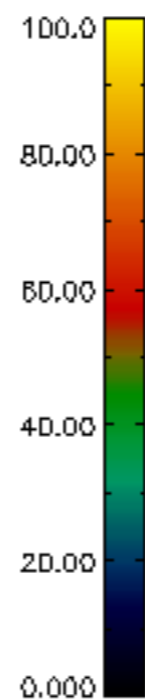
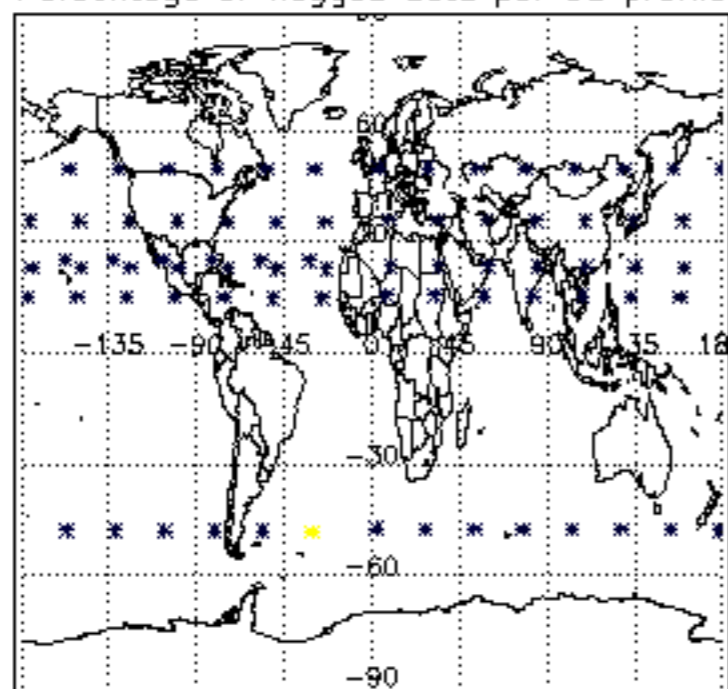




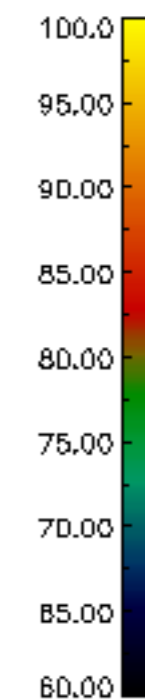
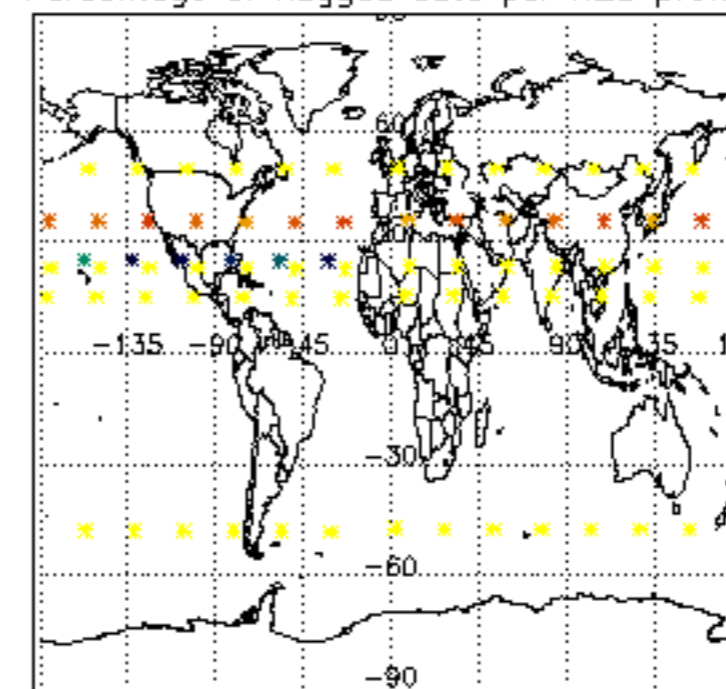




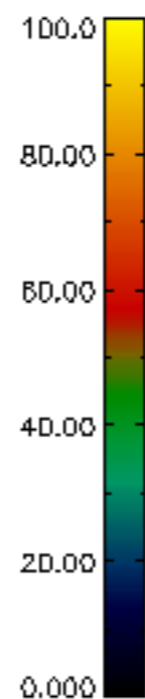
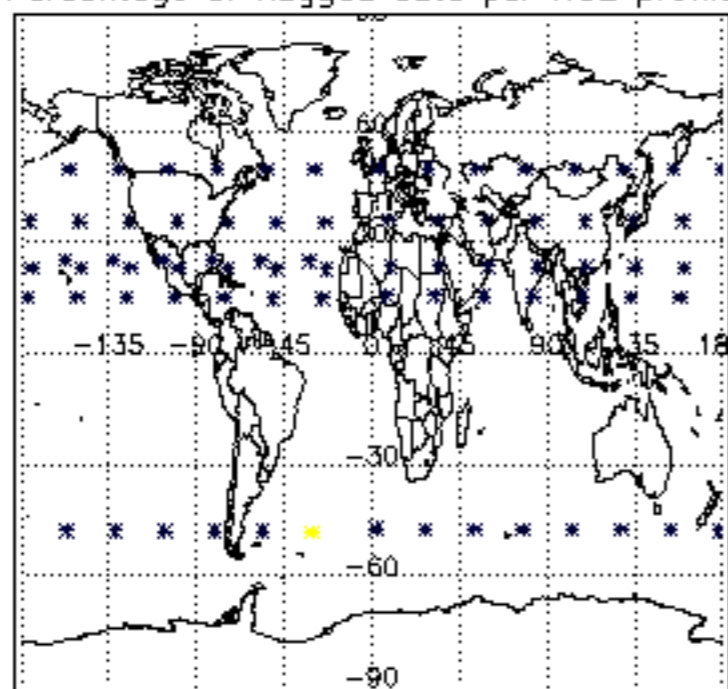
Percentage of flagged data per D3 profile



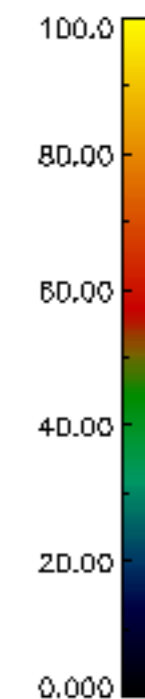
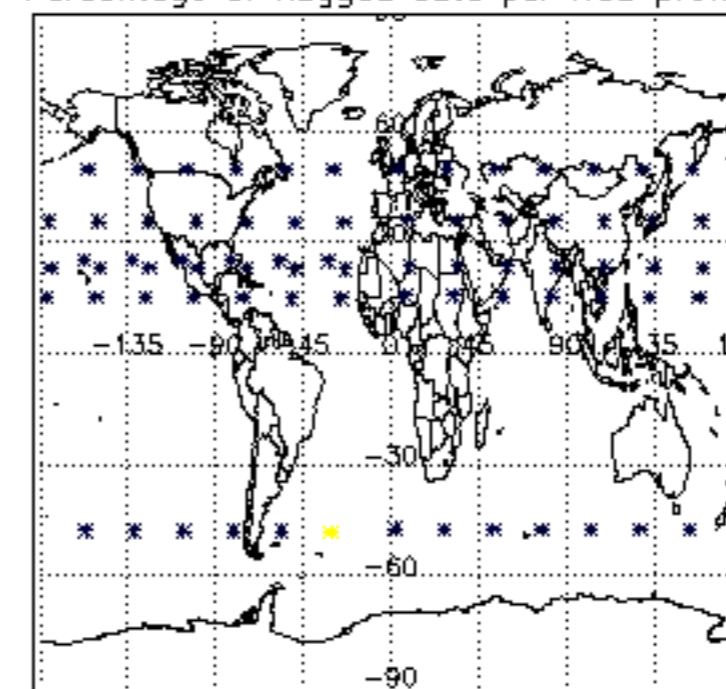
Percentage of flagged data per H2O profile

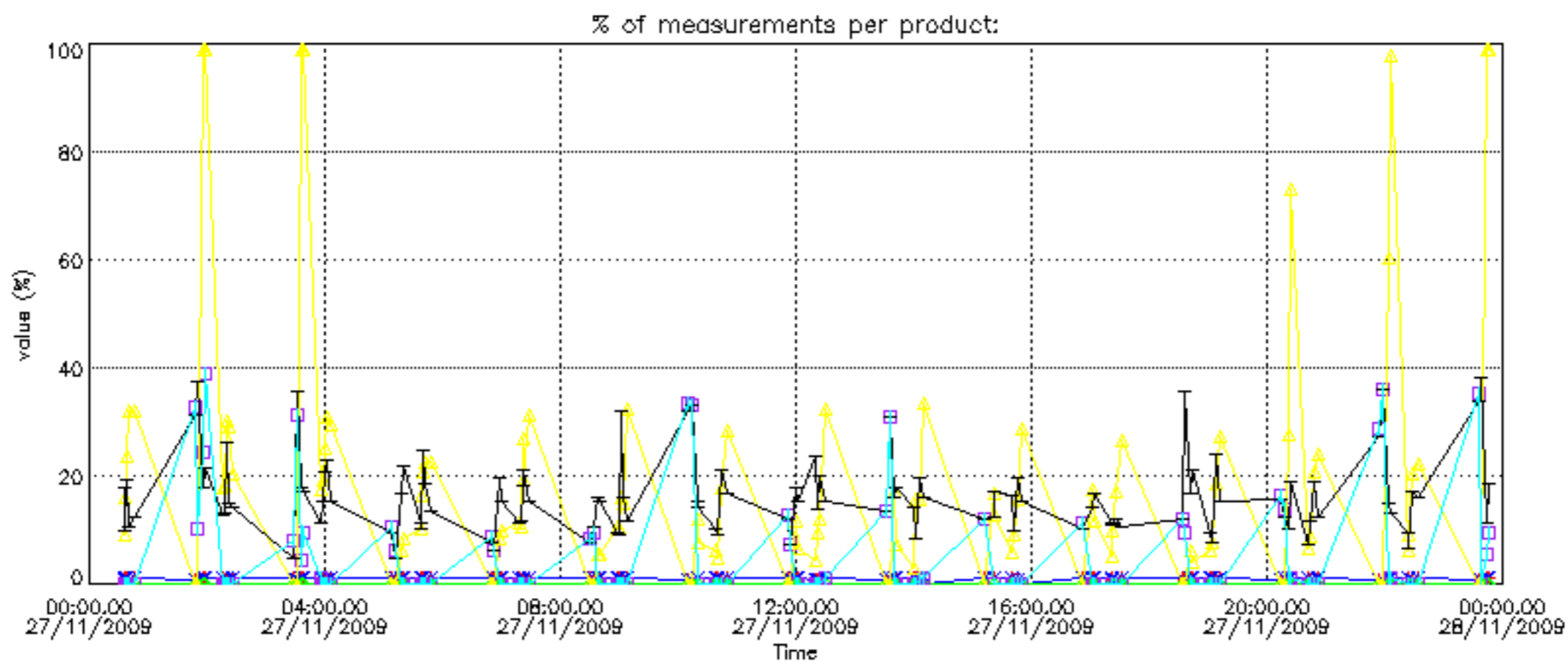


Percentage of flagged data per NO2 profile

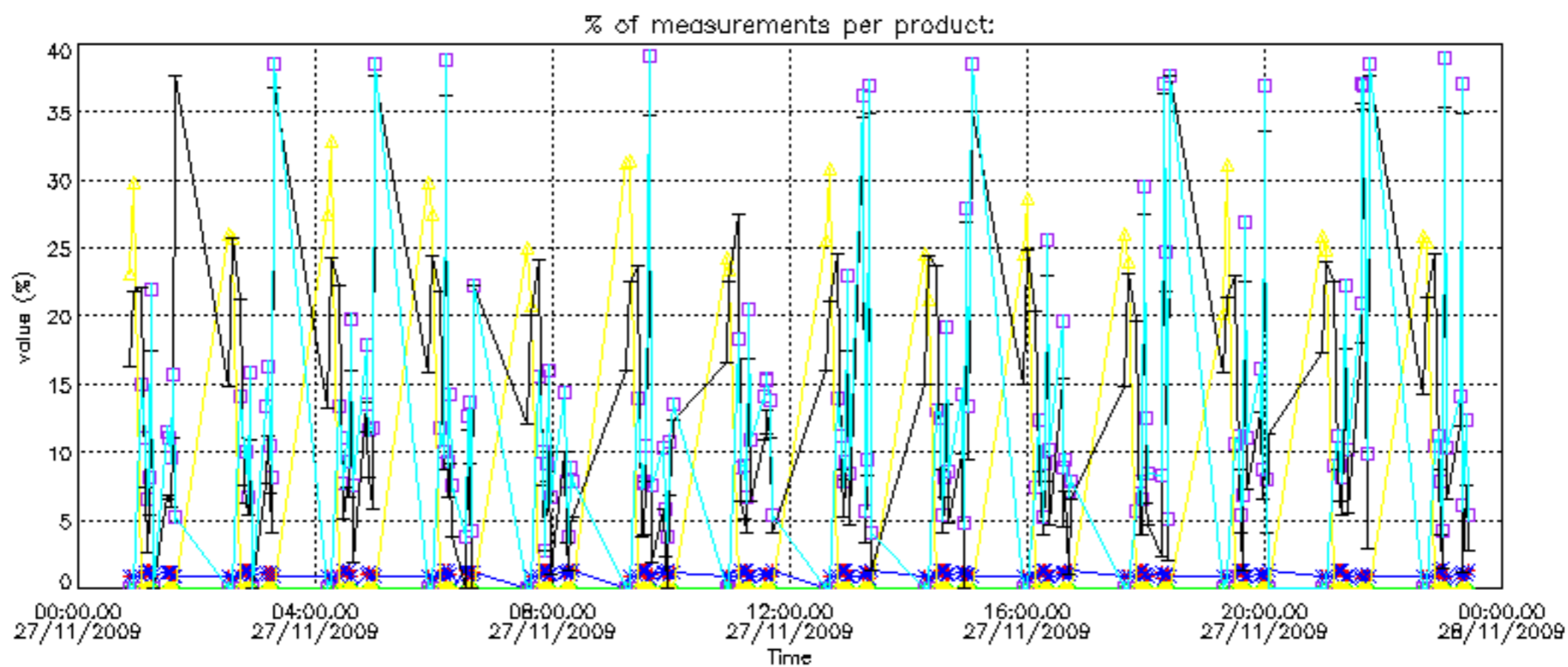


Percentage of flagged data per NO3 profile

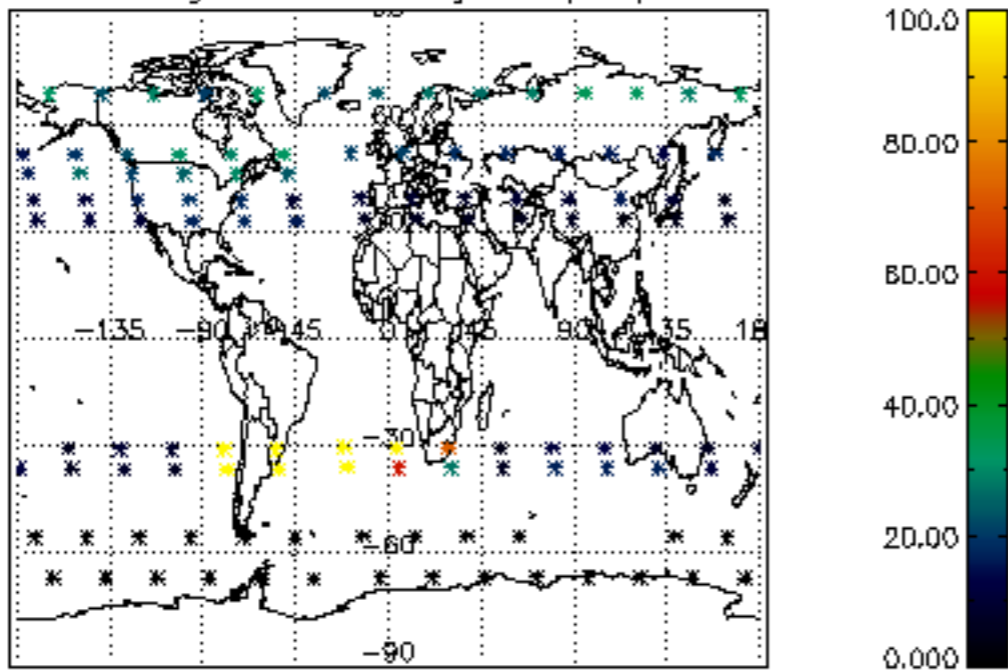




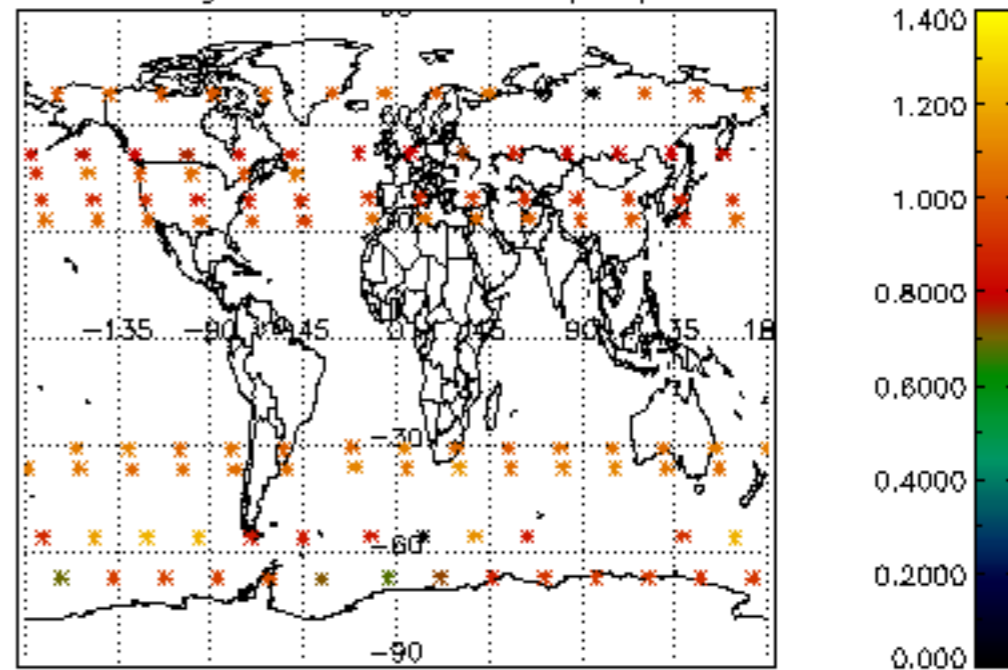




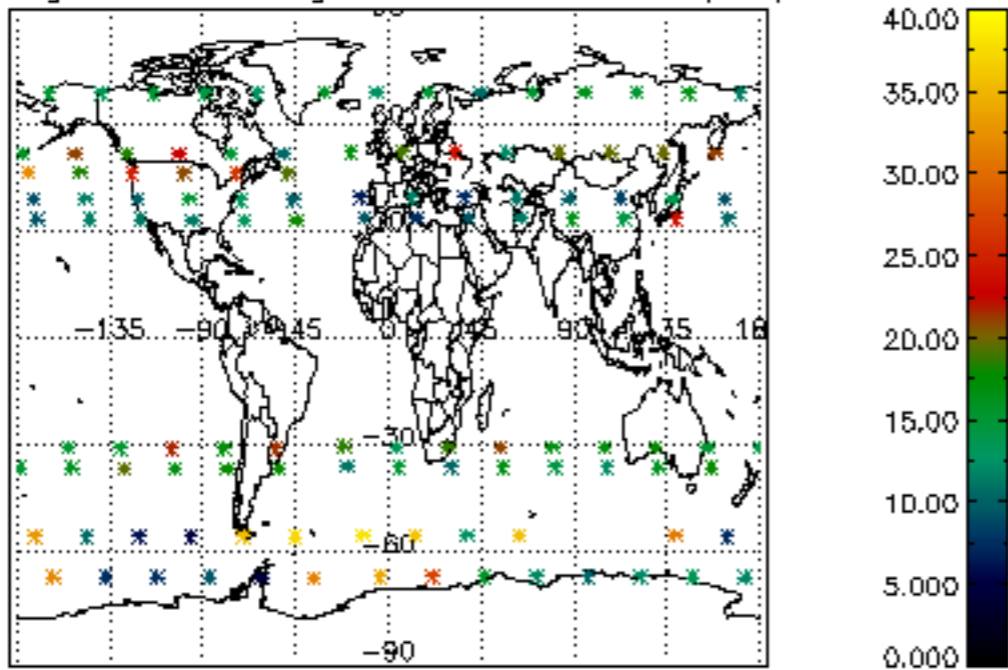
Percentage of cosmic ray hits per profile



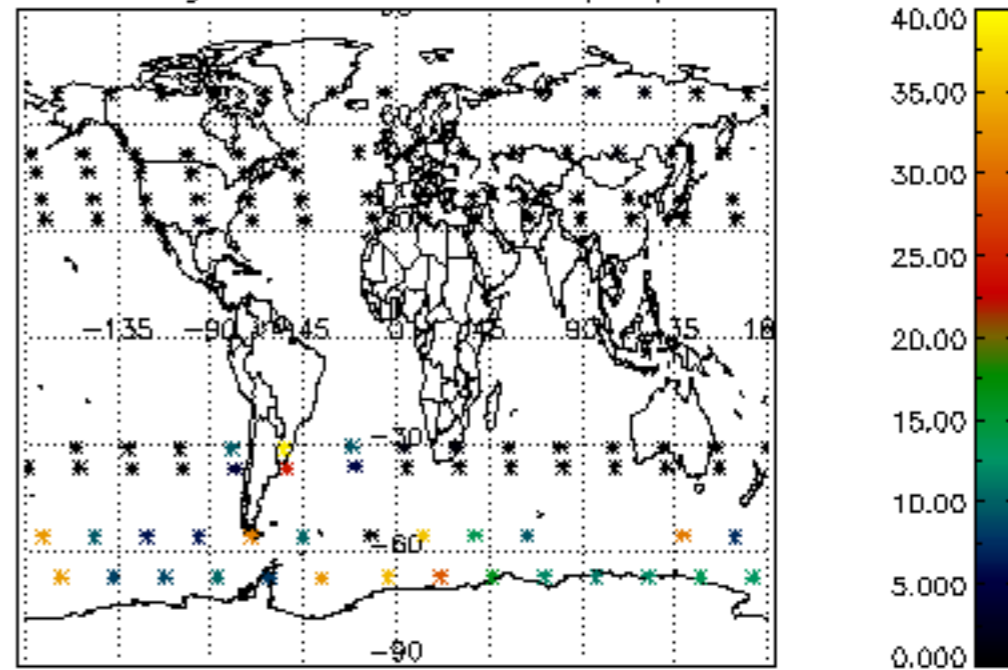
Percentage of datation errors per profile



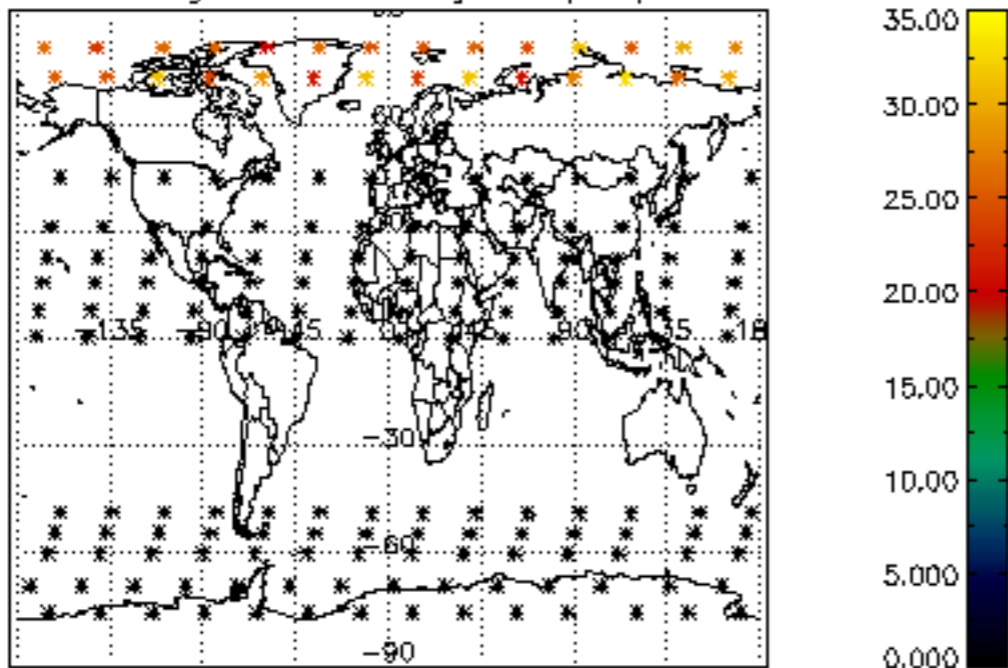
Percentage of star falling outside central band per profile



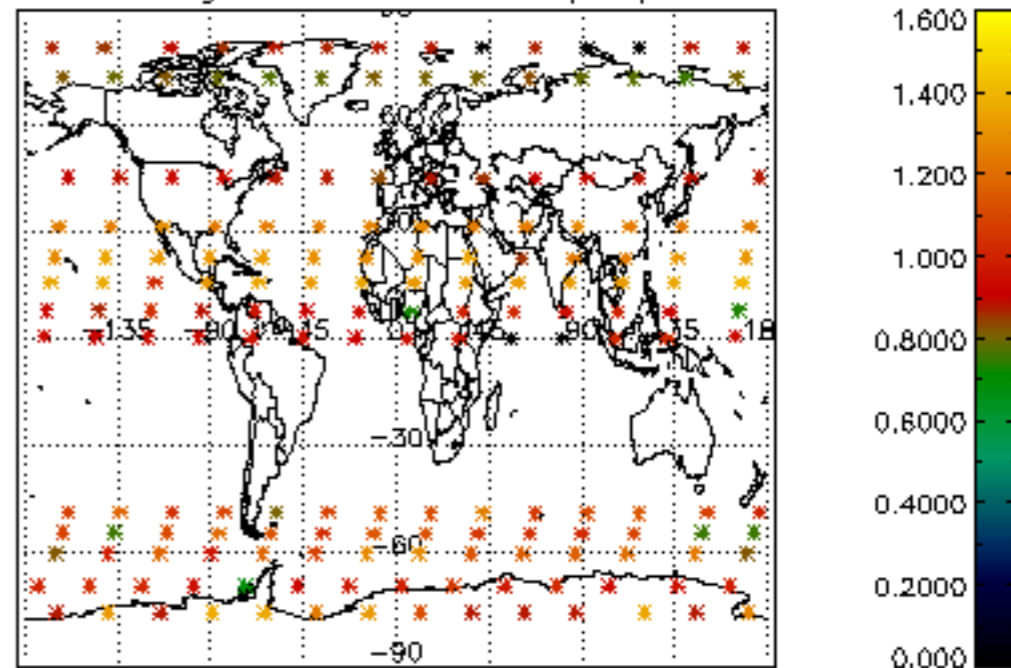
Percentage of saturation errors per profile



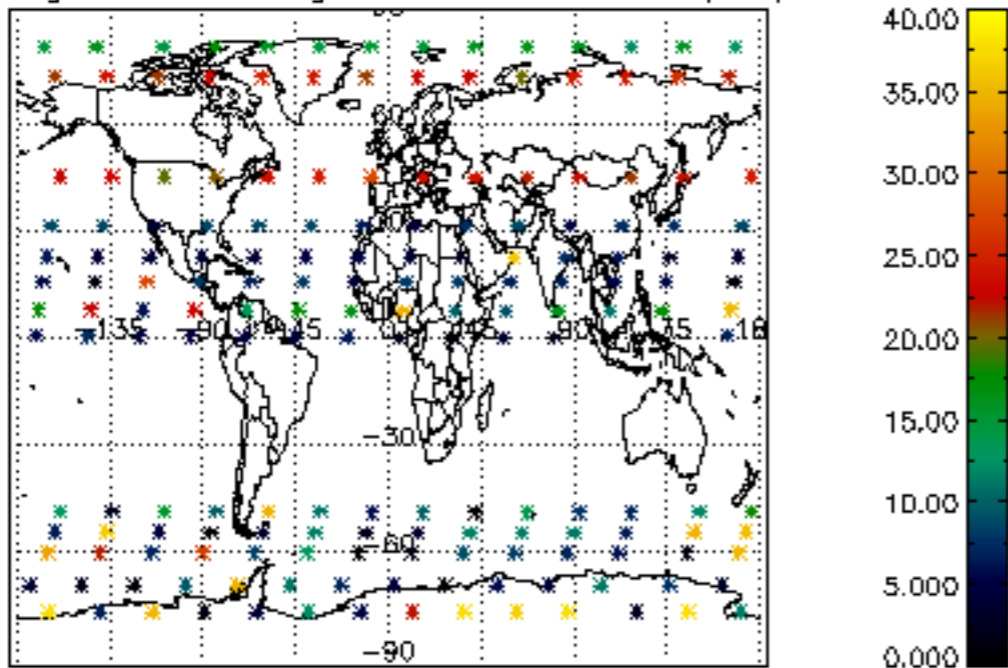
Percentage of cosmic ray hits per profile



Percentage of datation errors per profile



Percentage of star falling outside central band per profile



Percentage of saturation errors per profile

