

GOMOS Level 2 Daily Report

SUMMARY

[1. General Info](#)

[2. Summary of processed GOM_NL_2P products](#)

[3. Level 2 Quality information per product](#)

[3.1 Plot of level 2 quality information per product \(time dependant\)](#)

[3.2 Plot of level 2 quality information per product \(world map\)](#)

[4. Level 1 Quality information per product \(stored on level 2 products\)](#)

[4.1 Plot of level 1 quality information per product \(time dependant\)](#)

[4.1.1 Plot of level 1 quality information per product \(time dependant\): ASCENDING](#)

[4.1.2 Plot of level 1 quality information per product \(time dependant\): DESCENDING](#)

[4.2 Plot of level 1 quality information per product \(world map\)](#)

[4.2.1 Plot of level 1 quality information per product \(world map\): ASCENDING](#)

[4.2.2 Plot of level 1 quality information per product \(world map\): DESCENDING](#)

[5. Ozone profiles based on quality statistics and other trace gas profiles](#)

[5.1 Ozone statistics based on quality of products](#)

[5.2 Plot ozone profiles for all STD \(dark without errors\)](#)

[5.3 Plot ozone profiles where STD < 20% \(dark without errors\)](#)

[5.4. Plot ozone profiles where STD < 10% \(dark without errors\)](#)

[5.5. Plot ozone profiles where STD < 5% \(dark without errors\)](#)

[5.6 Plot NO2 profiles for all STD \(dark without errors\)](#)

[5.7 Plot NO3 profiles for all STD \(dark without errors\)](#)

[5.8 Plot H2O profiles \(only for occultations of stars 1,2,3,4,13,14,16,26,63 dark without errors\) for all STD](#)

[6. Auxiliary Data Files used for the production reported in section 2](#)

This report presents the daily analysis on parameters extracted from GOMOS level 2 data (GOM_NL__2P). It is intended to monitor some important parameters that will impact the quality of these products. A list of level 2 products (and content) that have arrived during the reporting day to the PCF is also given.

Item	Value
Time of report generation	26APR2013 14:16:57
Data source version	GOMOS/6.01
Start time of products	26-11-2009 (26NOV2009 00:00:00)
Stop time of products	27-11-2009 (27NOV2009 00:00:00)
Store outputs in DB	Yes
Nb of level 2 prods	197
Nb of prods with errors	0

2. Summary of processed GOM_NL__2P products.

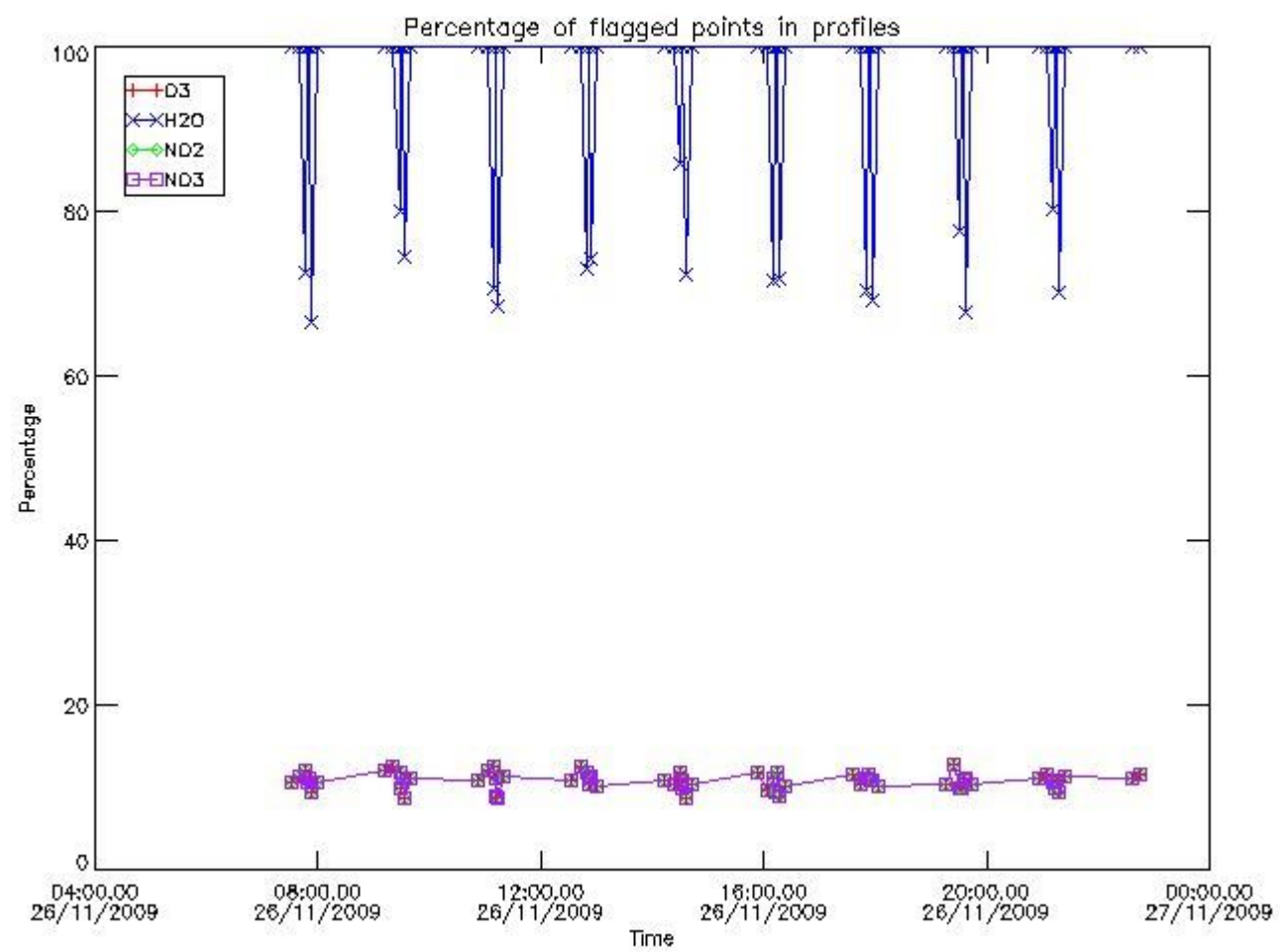
Nr	Filename	UTC Start time	Limb	Duration	Star Id	Star Name	Star Mag	Star Temp	Nb Meas	Orbit	Prod. error
1	GOM_NL__2PRFIN20091126_070326_000000482084_00335_40469_2673.N1	26-NOV-2009 07:03:26	Bright	47.500	36	50Alp UMa	1.8000	6300.0	95	40469	No
2	GOM_NL__2PRFIN20091126_070504_000000482084_00335_40469_2674.N1	26-NOV-2009 07:05:04	Bright	48.000	82	48Bet UMa	2.3650	10600.	96	40469	No
3	GOM_NL__2PRFIN20091126_070643_000000372084_00335_40469_2675.N1	26-NOV-2009 07:06:43	Bright	37.000	55	79Zet UMa	2.0600	10200.	74	40469	No
4	GOM_NL__2PRFIN20091126_071146_000000562084_00335_40469_2676.N1	26-NOV-2009 07:11:46	Bright	56.000	152	12Alp2CVn	2.8900	11000.	112	40469	No
5	GOM_NL__2PRFIN20091126_072043_000000512084_00335_40469_2677.N1	26-NOV-2009 07:20:43	Bright	51.000	62	94Bet Leo	2.1360	9700.0	102	40469	No
6	GOM_NL__2PRFIN20091126_072407_000000422084_00335_40469_2678.N1	26-NOV-2009 07:24:07	Bright	41.500	121	29Gam Vir	2.7400	7200.0	83	40469	No
7	GOM_NL__2PRFIN20091126_072933_000000482084_00335_40469_2679.N1	26-NOV-2009 07:29:33	Twilight	47.500	100	4Gam Crv	2.5800	13100.	95	40469	No
8	GOM_NL__2PRFIN20091126_073107_000000482084_00335_40469_2680.N1	26-NOV-2009 07:31:07	Dark	48.000	171	2Eps Crv	3.0010	4250.0	96	40469	No
9	GOM_NL__2PRFIN20091126_074036_000000452084_00336_40470_2702.N1	26-NOV-2009 07:40:36	Dark	45.000	113	Mu Vel	2.6920	5000.0	90	40470	No
10	GOM_NL__2PRFIN20091126_074722_000000432084_00336_40470_2703.N1	26-NOV-2009 07:47:22	Dark	42.500	41	Eps Car	1.8600	4100.0	85	40470	No
11	GOM_NL__2PRFIN20091126_074903_000000482084_00336_40470_2704.N1	26-NOV-2009 07:49:03	Dark	48.000	34	Gam2Vel	1.7930	23000.	96	40470	No
12	GOM_NL__2PRFIN20091126_075037_000000462084_00336_40470_2705.N1	26-NOV-2009 07:50:37	Dark	46.000	70	Zet Pup	2.2460	39000.	92	40470	No
13	GOM_NL__2PRFIN20091126_075249_000000542084_00336_40470_2706.N1	26-NOV-2009 07:52:49	Dark	54.000	2	Alp Car	-0.73600	7000.0	108	40470	No
14	GOM_NL__2PRFIN20091126_075922_000000492084_00336_40470_2707.N1	26-NOV-2009 07:59:22	Dark	48.500	108	Alp Col	2.6520	15200.	97	40470	No
15	GOM_NL__2PRFIN20091126_080419_000000552084_00336_40470_2708.N1	26-NOV-2009 08:04:19	Straylight	54.500	139	9Bet Lep	2.8330	5600.0	109	40470	No
16	GOM_NL__2PRFIN20091126_080731_000000462084_00336_40470_2709.N1	26-NOV-2009 08:07:31	Straylight	45.500	165	34Gam Eri	2.9500	3200.0	91	40470	No
17	GOM_NL__2PRFIN20091126_081738_000000562084_00336_40470_2710.N1	26-NOV-2009 08:17:38	Bright	55.500	13	87Alp Tau	0.86700	3800.0	111	40470	No
18	GOM_NL__2PRFIN20091126_082128_000000412084_00336_40470_2711.N1	26-NOV-2009 08:21:28	Bright	40.500	150	44Zet Per	2.8900	28000.	81	40470	No
19	GOM_NL__2PRFIN20091126_082330_000000382084_00336_40470_2712.N1	26-NOV-2009 08:23:30	Bright	38.000	79	26Bet Per	2.3100	13100.	76	40470	No
20	GOM_NL__2PRFIN20091126_082553_000000372084_00336_40470_2713.N1	26-NOV-2009 08:25:53	Bright	37.000	175	39Del Per	3.0100	19400.	74	40470	No
21	GOM_NL__2PRFIN20091126_082815_000000372084_00336_40470_2714.N1	26-NOV-2009 08:28:15	Bright	37.000	6	13Alp Aur	0.080000	3400.0	74	40470	No
22	GOM_NL__2PRFIN20091126_084402_000000502084_00336_40470_2715.N1	26-NOV-2009 08:44:02	Bright	49.500	36	50Alp UMa	1.8000	6300.0	99	40470	No
23	GOM_NL__2PRFIN20091126_084540_000000432084_00336_40470_2716.N1	26-NOV-2009 08:45:40	Bright	43.000	82	48Bet UMa	2.3650	10600.	86	40470	No
24	GOM_NL__2PRFIN20091126_084719_000000402084_00336_40470_2717.N1	26-NOV-2009 08:47:19	Bright	39.500	55	79Zet UMa	2.0600	10200.	79	40470	No
25	GOM_NL__2PRFIN20091126_085222_000000382084_00336_40470_2718.N1	26-NOV-2009 08:52:22	Bright	38.000	152	12Alp2CVn	2.8900	11000.	76	40470	No
26	GOM_NL__2PRFIN20091126_090120_000000722084_00336_40470_2719.N1	26-NOV-2009 09:01:20	Bright	72.000	62	94Bet Leo	2.1360	9700.0	144	40470	No
27	GOM_NL__2PRFIN20091126_090443_000000582084_00336_40470_2720.N1	26-NOV-2009 09:04:43	Bright	58.000	121	29Gam Vir	2.7400	7200.0	116	40470	No
28	GOM_NL__2PRFIN20091126_091010_000000472084_00336_40470_2721.N1	26-NOV-2009 09:10:10	Twilight	47.000	100	4Gam Crv	2.5800	13100.	94	40470	No
29	GOM_NL__2PRFIN20091126_091144_000000472084_00336_40470_2722.N1	26-NOV-2009 09:11:44	Dark	46.500	171	2Eps Crv	3.0010	4250.0	93	40470	No
30	GOM_NL__2PRFIN20091126_092112_000000492084_00337_40471_2724.N1	26-NOV-2009 09:21:12	Dark	49.000	113	Mu Vel	2.6920	5000.0	98	40471	No
31	GOM_NL__2PRFIN20091126_092759_000000432084_00337_40471_2725.N1	26-NOV-2009 09:27:59	Dark	43.000	41	Eps Car	1.8600	4100.0	86	40471	No
32	GOM_NL__2PRFIN20091126_092940_000000522084_00337_40471_2726.N1	26-NOV-2009 09:29:40	Dark	51.500	34	Gam2Vel	1.7930	23000.	103	40471	No
33	GOM_NL__2PRFIN20091126_093114_000000462084_00337_40471_2727.N1	26-NOV-2009 09:31:14	Dark	46.000	70	Zet Pup	2.2460	39000.	92	40471	No
34	GOM_NL__2PRFIN20091126_093326_000000592084_00337_40471_2728.N1	26-NOV-2009 09:33:26	Dark	59.000	2	Alp Car	-0.73600	7000.0	118	40471	No
35	GOM_NL__2PRFIN20091126_093958_000000462084_00337_40471_2729.N1	26-NOV-2009 09:39:58	Dark	45.500	108	Alp Col	2.6520	15200.	91	40471	No
36	GOM_NL__2PRFIN20091126_094455_000000582084_00337_40471_2730.N1	26-NOV-2009 09:44:55	Straylight	57.500	139	9Bet Lep	2.8330	5600.0	115	40471	No
37	GOM_NL__2PRFIN20091126_094807_000000462084_00337_40471_2731.N1	26-NOV-2009 09:48:07	Straylight	46.000	165	34Gam Eri	2.9500	3200.0	92	40471	No
38	GOM_NL__2PRFIN20091126_095814_000000672084_00337_40471_2732.N1	26-NOV-2009 09:58:14	Bright	67.000	13	87Alp Tau	0.86700	3800.0	134	40471	No
39	GOM_NL__2PRFIN20091126_100203_000000412084_00337_40471_2733.N1	26-NOV-2009 10:02:03	Bright	40.500	150	44Zet Per	2.8900	28000.	81	40471	No
40	GOM_NL__2PRFIN20091126_100406_000000382084_00337_40471_2734.N1	26-NOV-2009 10:04:06	Bright	38.000	79	26Bet Per	2.3100	13100.	76	40471	No
41	GOM_NL__2PRFIN20091126_100628_000000382084_00337_40471_2735.N1	26-NOV-2009 10:06:28	Bright	37.500	175	39Del Per	3.0100	19400.	75	40471	No
42	GOM_NL__2PRFIN20091126_100850_000000372084_00337_40471_2736.N1	26-NOV-2009 10:08:50	Bright	37.000	6	13Alp Aur	0.080000	3400.0	74	40471	No

161	GOM_NL__2PRFIN20091126_194336_000000492084_00343_40477_3075.N1	26-NOV-2009 19:43:36	Dark	49.000	108	Alp Col	2.6520	15200.	98	40477	No
162	GOM_NL__2PRFIN20091126_194832_000000552084_00343_40477_3076.N1	26-NOV-2009 19:48:32	Straylight	55.000	139	9Bet Lep	2.8330	5600.0	110	40477	No
163	GOM_NL__2PRFIN20091126_195143_000000462084_00343_40477_3077.N1	26-NOV-2009 19:51:43	Straylight	45.500	165	34Gam Eri	2.9500	3200.0	91	40477	No
164	GOM_NL__2PRFIN20091126_200147_000000582084_00343_40477_3078.N1	26-NOV-2009 20:01:47	Bright	57.500	13	87Alp Tau	0.86700	3800.0	115	40477	No
165	GOM_NL__2PRFIN20091126_200537_000000402084_00343_40477_3079.N1	26-NOV-2009 20:05:37	Bright	39.500	150	44Zet Per	2.8900	28000.	79	40477	No
166	GOM_NL__2PRFIN20091126_200740_000000392084_00343_40477_3080.N1	26-NOV-2009 20:07:40	Bright	38.500	79	26Bet Per	2.3100	13100.	77	40477	No
167	GOM_NL__2PRFIN20091126_201002_000000372084_00343_40477_3081.N1	26-NOV-2009 20:10:02	Bright	37.000	175	39Del Per	3.0100	19400.	74	40477	No
168	GOM_NL__2PRFIN20091126_201221_000000522084_00343_40477_3082.N1	26-NOV-2009 20:12:21	Bright	52.000	6	13Alp Aur	0.080000	3400.0	104	40477	No
169	GOM_NL__2PRFIN20091126_202811_000000422084_00343_40477_3083.N1	26-NOV-2009 20:28:11	Bright	41.500	36	50Alp UMa	1.8000	6300.0	83	40477	No
170	GOM_NL__2PRFIN20091126_202949_000000472084_00343_40477_3084.N1	26-NOV-2009 20:29:49	Bright	46.500	82	48Bet UMa	2.3650	10600.	93	40477	No
171	GOM_NL__2PRFIN20091126_203131_000000542084_00343_40477_3085.N1	26-NOV-2009 20:31:31	Bright	54.000	55	79Zet UMa	2.0600	10200.	108	40477	No
172	GOM_NL__2PRFIN20091126_203634_000000372084_00343_40477_3086.N1	26-NOV-2009 20:36:34	Bright	37.000	152	12Alp2CVn	2.8900	11000.	74	40477	No
173	GOM_NL__2PRFIN20091126_204535_000000732084_00343_40477_3087.N1	26-NOV-2009 20:45:35	Bright	73.000	62	94Bet Leo	2.1360	9700.0	146	40477	No
174	GOM_NL__2PRFIN20091126_204858_000000592084_00343_40477_3088.N1	26-NOV-2009 20:48:58	Bright	58.500	121	29Gam Vir	2.7400	7200.0	117	40477	No
175	GOM_NL__2PRFIN20091126_205426_000000462084_00343_40477_3089.N1	26-NOV-2009 20:54:26	Tw_i_and_stray	45.500	100	4Gam Crv	2.5800	13100.	91	40477	No
176	GOM_NL__2PRFIN20091126_205600_000000462084_00343_40477_3090.N1	26-NOV-2009 20:56:00	Dark	46.000	171	2Eps Crv	3.0010	4250.0	92	40477	No
177	GOM_NL__2PRFIN20091126_210529_000000452084_00344_40478_3078.N1	26-NOV-2009 21:05:29	Dark	44.500	113	Mu Vel	2.6920	5000.0	89	40478	No
178	GOM_NL__2PRFIN20091126_211215_000000492084_00344_40478_3079.N1	26-NOV-2009 21:12:15	Dark	48.500	41	Eps Car	1.8600	4100.0	97	40478	No
179	GOM_NL__2PRFIN20091126_211358_000000522084_00344_40478_3080.N1	26-NOV-2009 21:13:58	Dark	52.000	34	Gam2Vel	1.7930	23000.	104	40478	No
180	GOM_NL__2PRFIN20091126_211533_000000472084_00344_40478_3081.N1	26-NOV-2009 21:15:33	Dark	47.000	70	Zet Pup	2.2460	39000.	94	40478	No
181	GOM_NL__2PRFIN20091126_211741_000000592084_00344_40478_3082.N1	26-NOV-2009 21:17:41	Dark	59.000	2	Alp Car	-0.73600	7000.0	118	40478	No
182	GOM_NL__2PRFIN20091126_212413_000000492084_00344_40478_3083.N1	26-NOV-2009 21:24:13	Dark	49.000	108	Alp Col	2.6520	15200.	98	40478	No
183	GOM_NL__2PRFIN20091126_212908_000000572084_00344_40478_3084.N1	26-NOV-2009 21:29:08	Straylight	56.500	139	9Bet Lep	2.8330	5600.0	113	40478	No
184	GOM_NL__2PRFIN20091126_213219_000000472084_00344_40478_3085.N1	26-NOV-2009 21:32:19	Straylight	46.500	165	34Gam Eri	2.9500	3200.0	93	40478	No
185	GOM_NL__2PRFIN20091126_214222_000000552084_00344_40478_3086.N1	26-NOV-2009 21:42:22	Bright	55.000	13	87Alp Tau	0.86700	3800.0	110	40478	No
186	GOM_NL__2PRFIN20091126_214613_000000412084_00344_40478_3087.N1	26-NOV-2009 21:46:13	Bright	40.500	150	44Zet Per	2.8900	28000.	81	40478	No
187	GOM_NL__2PRFIN20091126_214816_000000392084_00344_40478_3088.N1	26-NOV-2009 21:48:16	Bright	39.000	79	26Bet Per	2.3100	13100.	78	40478	No
188	GOM_NL__2PRFIN20091126_215038_000000352084_00344_40478_3089.N1	26-NOV-2009 21:50:38	Bright	35.000	175	39Del Per	3.0100	19400.	70	40478	No
189	GOM_NL__2PRFIN20091126_215256_000000532084_00344_40478_3090.N1	26-NOV-2009 21:52:56	Bright	52.500	6	13Alp Aur	0.080000	3400.0	105	40478	No
190	GOM_NL__2PRFIN20091126_220847_000000462084_00344_40478_3091.N1	26-NOV-2009 22:08:47	Bright	46.000	36	50Alp UMa	1.8000	6300.0	92	40478	No
191	GOM_NL__2PRFIN20091126_221025_000000442084_00344_40478_3092.N1	26-NOV-2009 22:10:25	Bright	43.500	82	48Bet UMa	2.3650	10600.	87	40478	No
192	GOM_NL__2PRFIN20091126_221207_000000392084_00344_40478_3093.N1	26-NOV-2009 22:12:07	Bright	39.000	55	79Zet UMa	2.0600	10200.	78	40478	No
193	GOM_NL__2PRFIN20091126_221710_000000562084_00344_40478_3094.N1	26-NOV-2009 22:17:10	Bright	56.000	152	12Alp2CVn	2.8900	11000.	112	40478	No
194	GOM_NL__2PRFIN20091126_222612_000000542084_00344_40478_3095.N1	26-NOV-2009 22:26:12	Bright	54.000	62	94Bet Leo	2.1360	9700.0	108	40478	No
195	GOM_NL__2PRFIN20091126_222935_000000402084_00344_40478_3096.N1	26-NOV-2009 22:29:35	Bright	39.500	121	29Gam Vir	2.7400	7200.0	79	40478	No
196	GOM_NL__2PRFIN20091126_223637_000000462084_00344_40478_3097.N1	26-NOV-2009 22:36:37	Dark	45.500	171	2Eps Crv	3.0010	4250.0	91	40478	No
197	GOM_NL__2PRFIN20091126_224606_000000442084_00345_40479_3087.N1	26-NOV-2009 22:46:06	Dark	43.500	113	Mu Vel	2.6920	5000.0	87	40479	No

3. Quality information per product

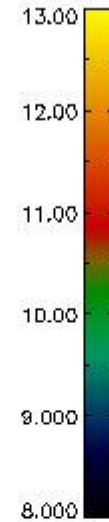
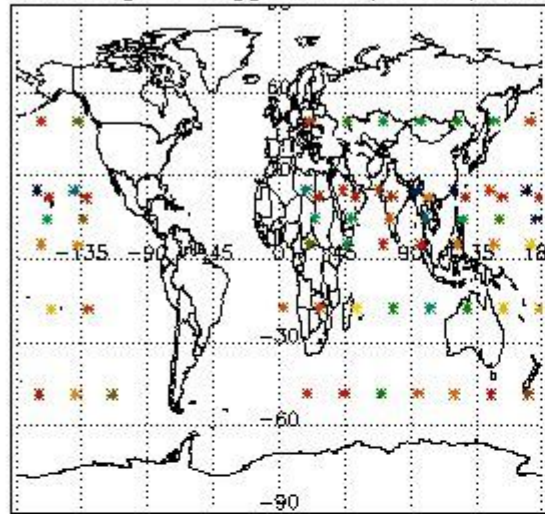
In this section it is plotted some information contained in the Quality Summary data set of the level 2 products. Only products in dark limb conditions and without errors (error flag in the MPH set to "0") are used.

3.1 Plot quality information per product (time dependant)

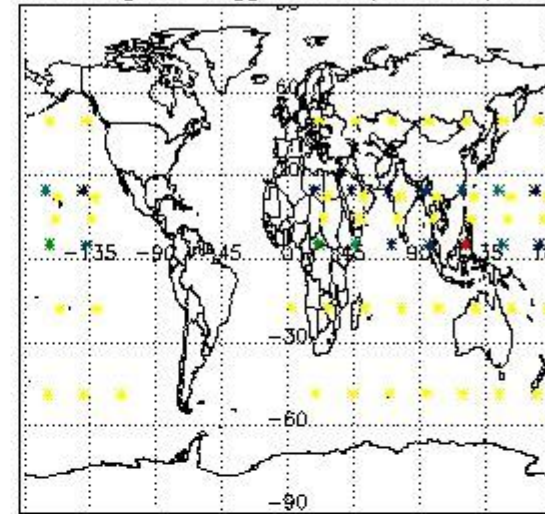


3.2 Plot quality information per product (world map)

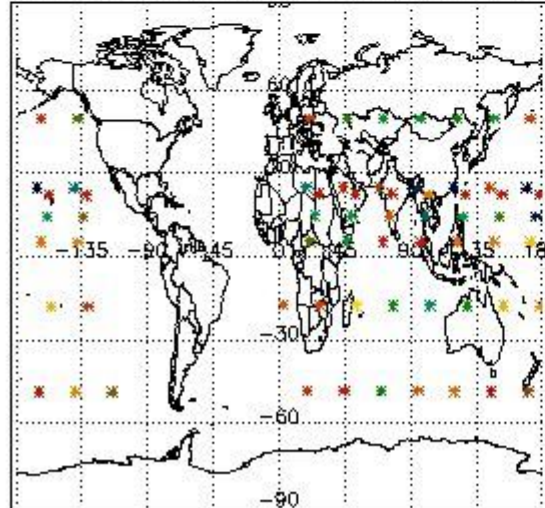
Percentage of flagged data per O3 profile



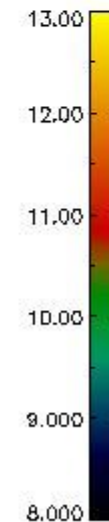
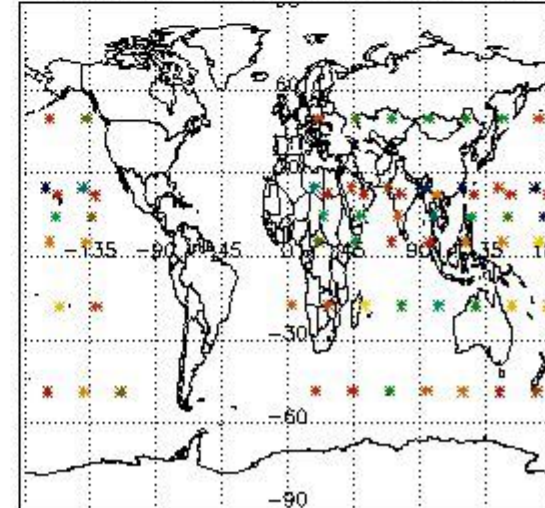
Percentage of flagged data per H2O profile



Percentage of flagged data per NO2 profile



Percentage of flagged data per NO3 profile

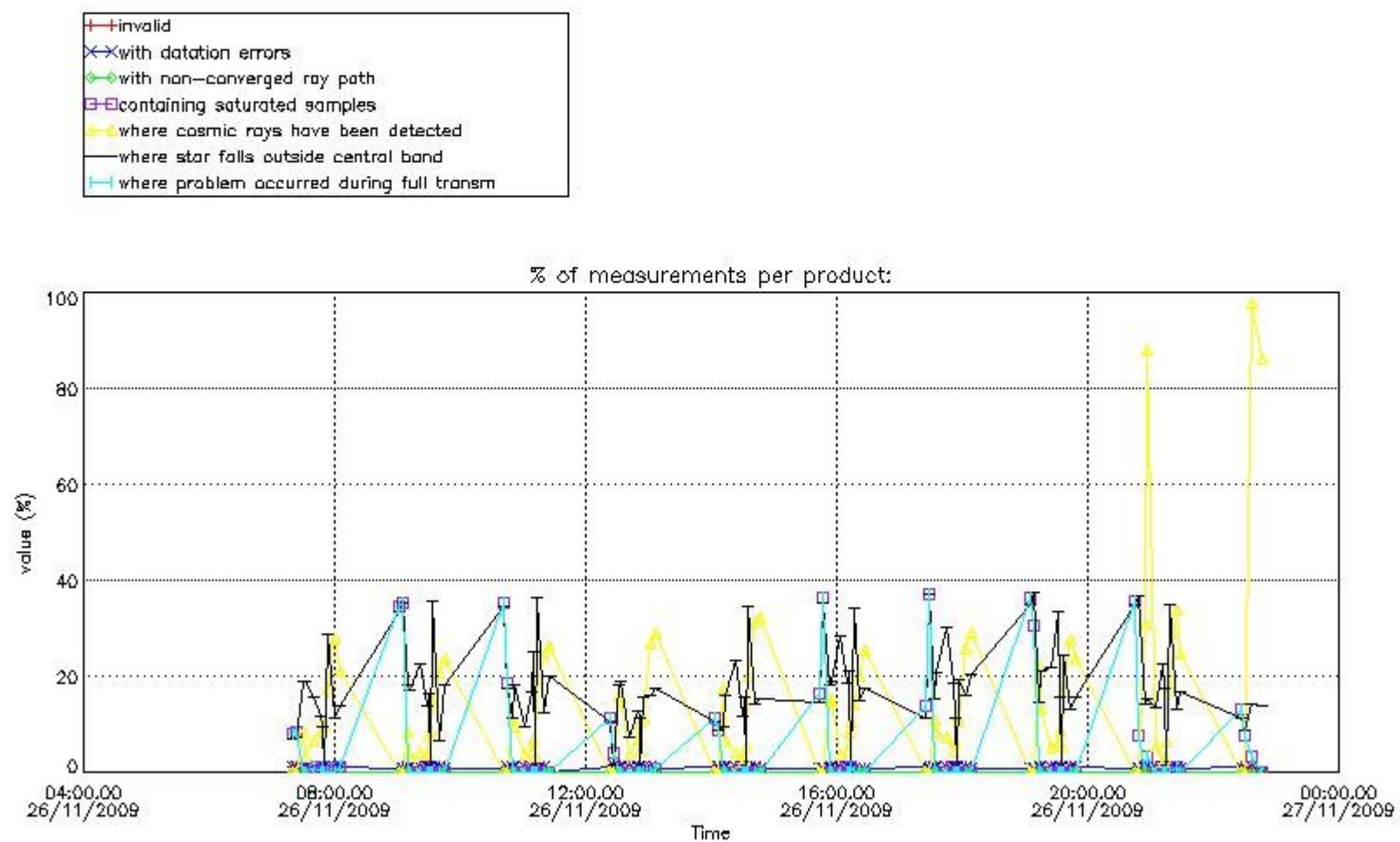


4. Level 1 quality information per product

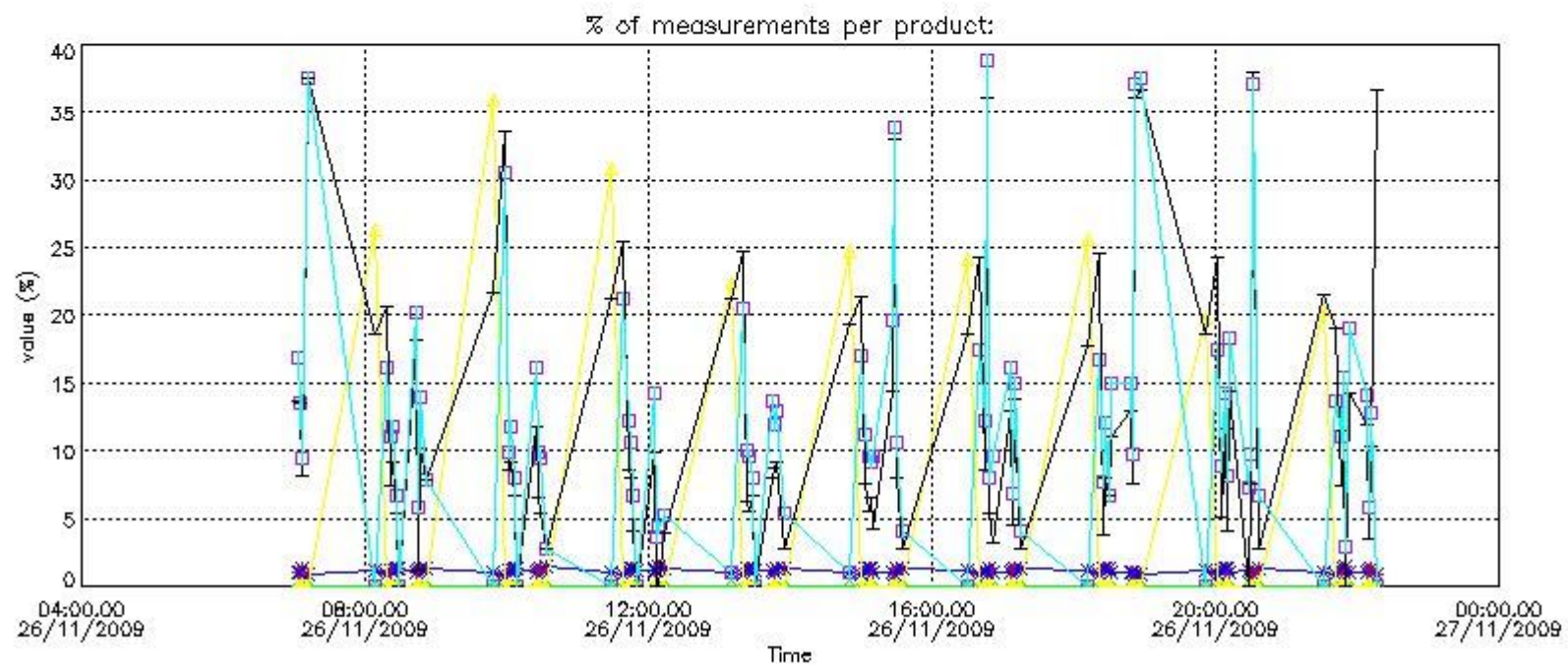
In this section it is plotted some information contained in the Quality Summary data set of the level 2 products that comes from the level 1b processing. Products without errors (error flag in the MPH set to "0") are used.

4.1 Plot quality information per product (time dependant) coming from level 1b processing

4.1.1 Plot level 1 quality information per product (time dependant): ENVISAT ASCENDING passes

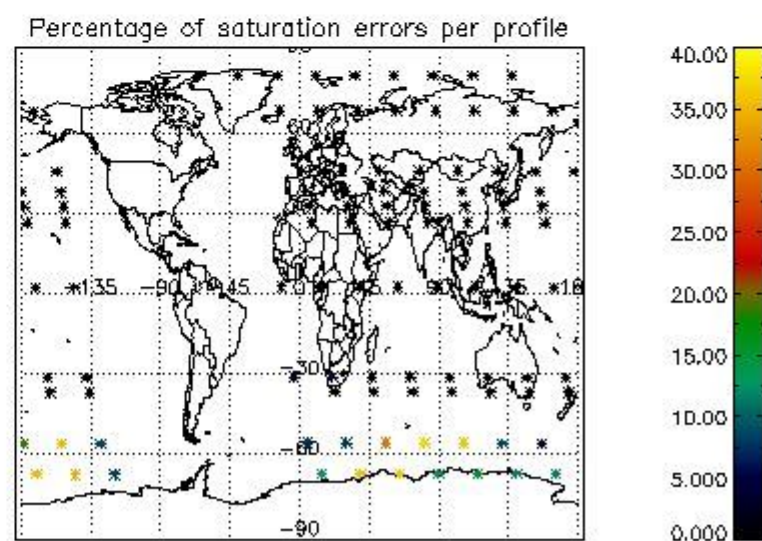
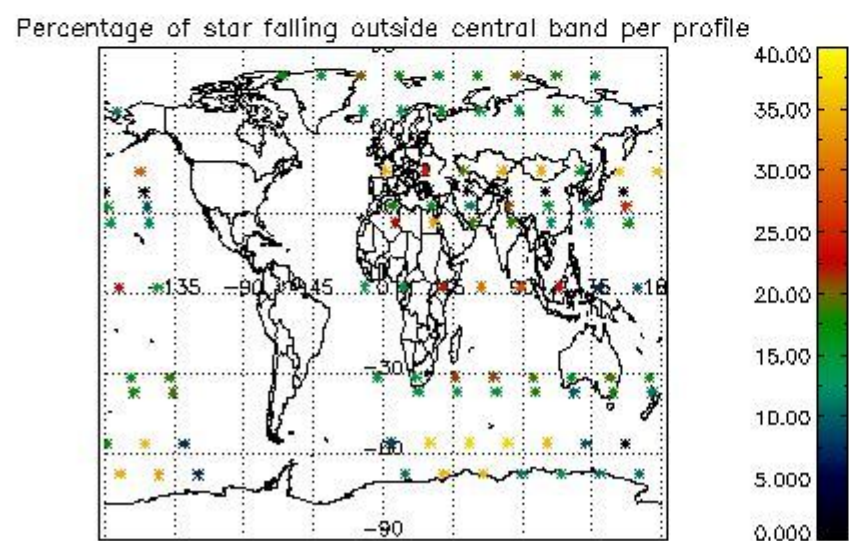
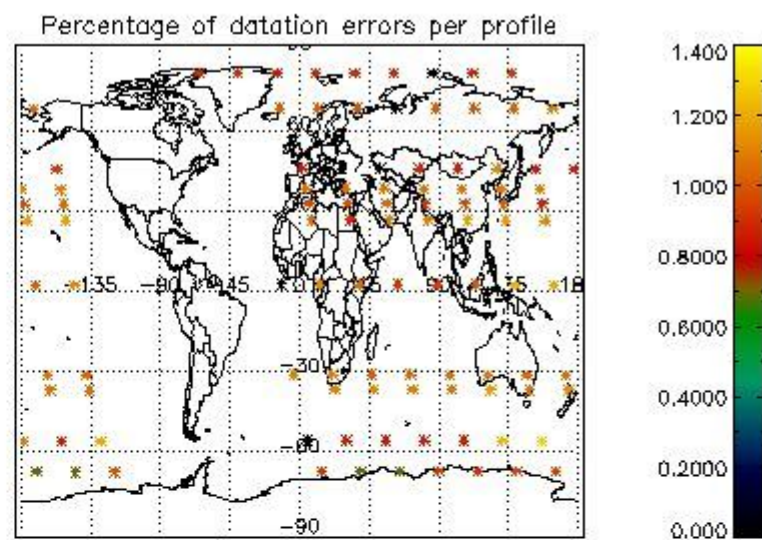
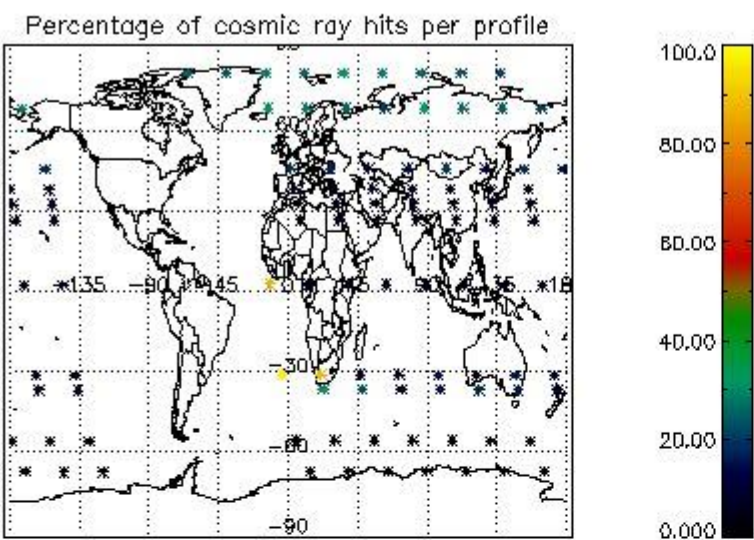


4.1.2 Plot level 1 quality information per product (time dependant): ENVI SAT DESCENDING passes

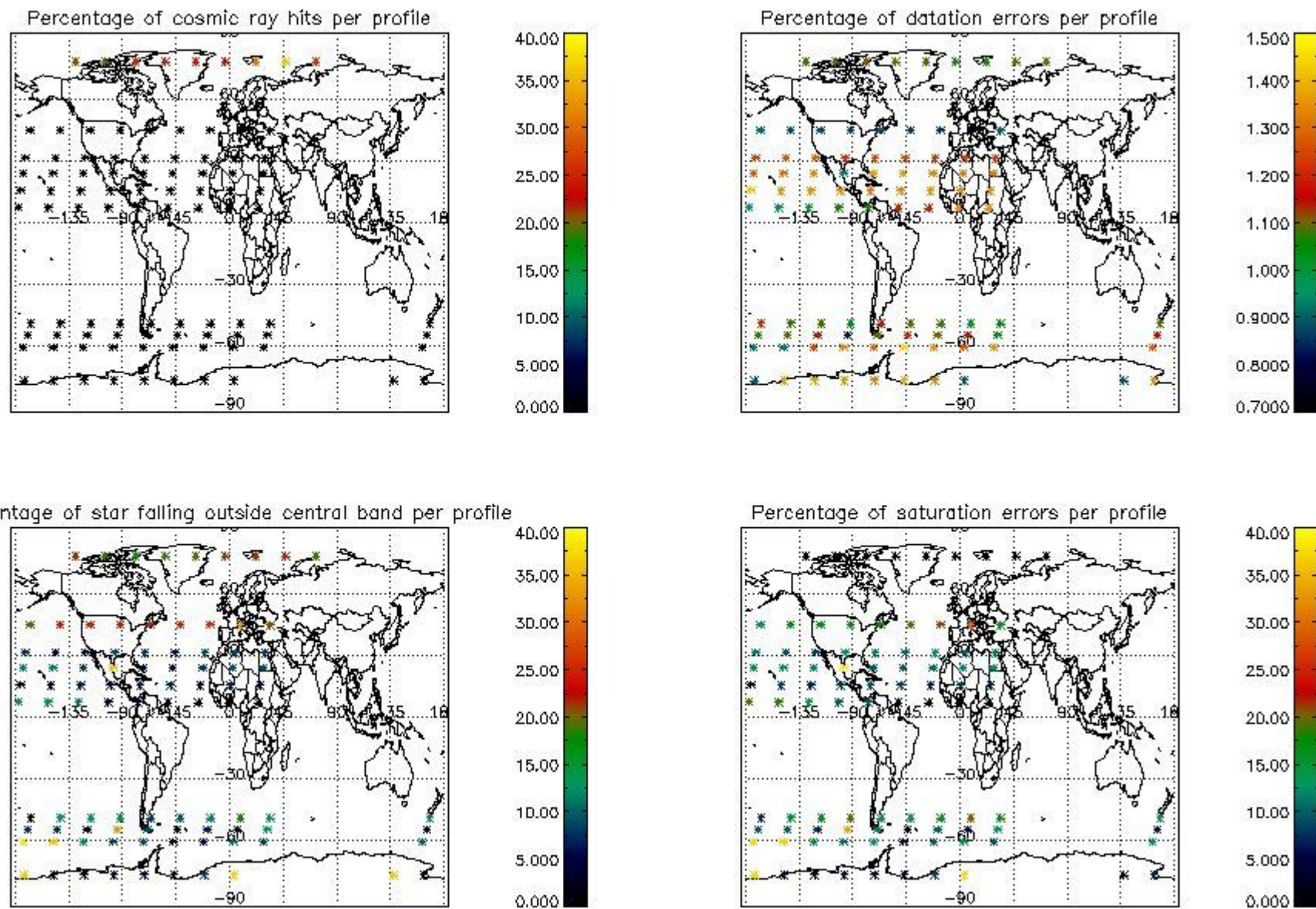


4.2 Plot quality information per product coming from level 1b processing (world map)

4.2.1 Plot level 1 quality information per product (world map): ENVI SAT ASCENDING passes



4.2.2 Plot level 1 quality information per product (world map): ENVISAT DESCENDING passes



5. Trace gas profiles

5.1 Ozone statistics based on quality of products

The final quality of the products can be "measured" using the STD (Standard Deviation) attached to every point profile. This information is written to the parameter GOM_NL__2P/NL_LOCAL_SPECIES_DENSITY/o3_std of the level 2 products. The table below shows the statistics for given STD ranges.

The statistics are given with respect to the overall valid production:

- Products without fatal errors: GOM_NL__2P/MPH/PRODUCT_ERR=0
- Valid point profile: GOM_NL__2P/NL_LOCAL_SPECIES_DENSITY/pcd(0)=0

The 'Criteria' is applied to valid points of dark limb products:

- Products in dark limb illumination condition: GOM_NL__2P/NL_SUMMARY_QUALITY/obs_ill_cond=0
- Products without fatal errors: GOM_NL__2P/MPH/PRODUCT_ERR=0
- Valid point profile: GOM_NL__2P/NL_LOCAL_SPECIES_DENSITY/pcd(0)=0

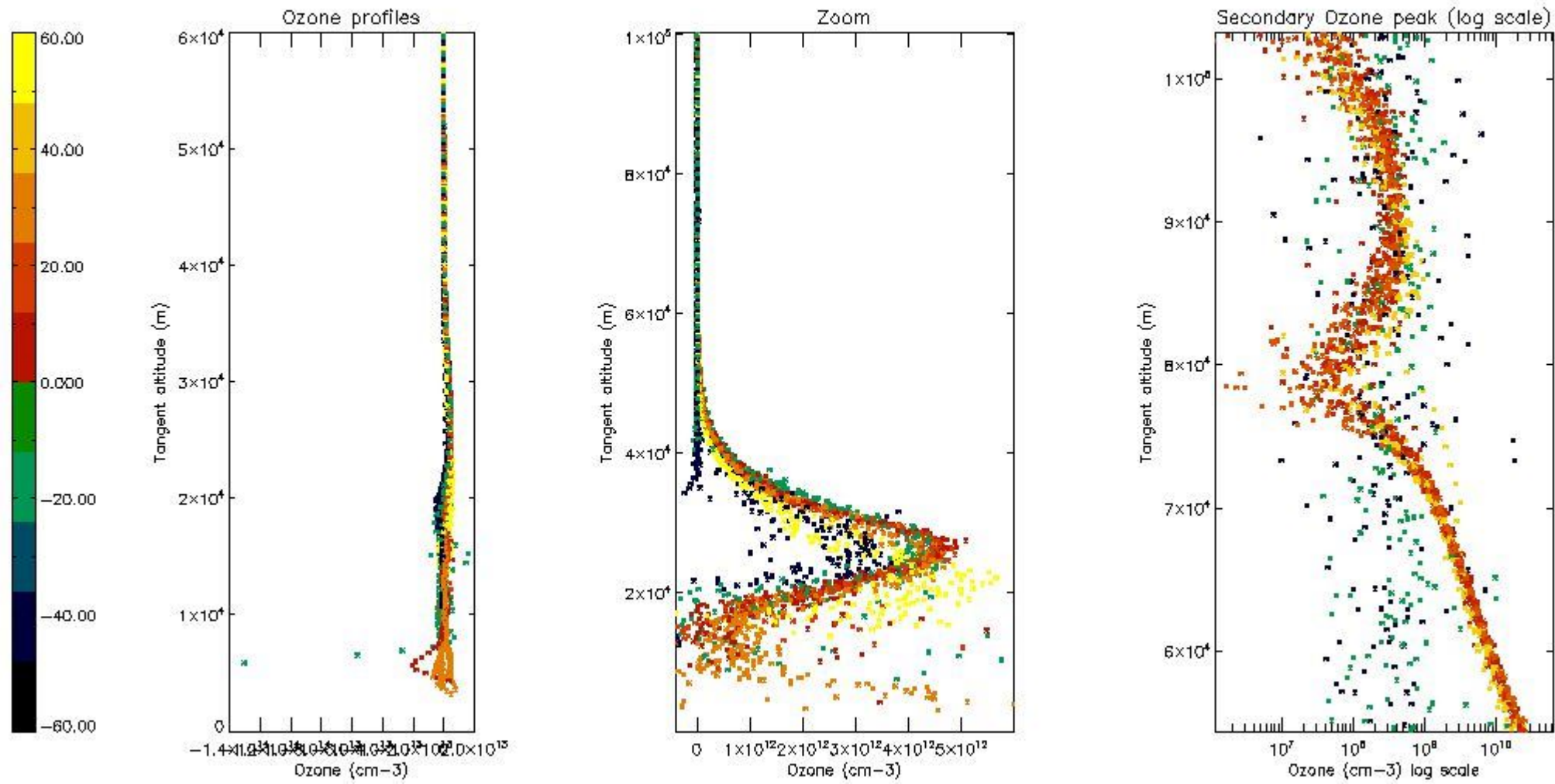
So, the table below shows the percentage of dark limb and valid observations for each criteria with respect to the overall valid daily observations.

Criteria	% of total production
All STD	35
STD < 20	17

STD < 10	14
STD < 5	9

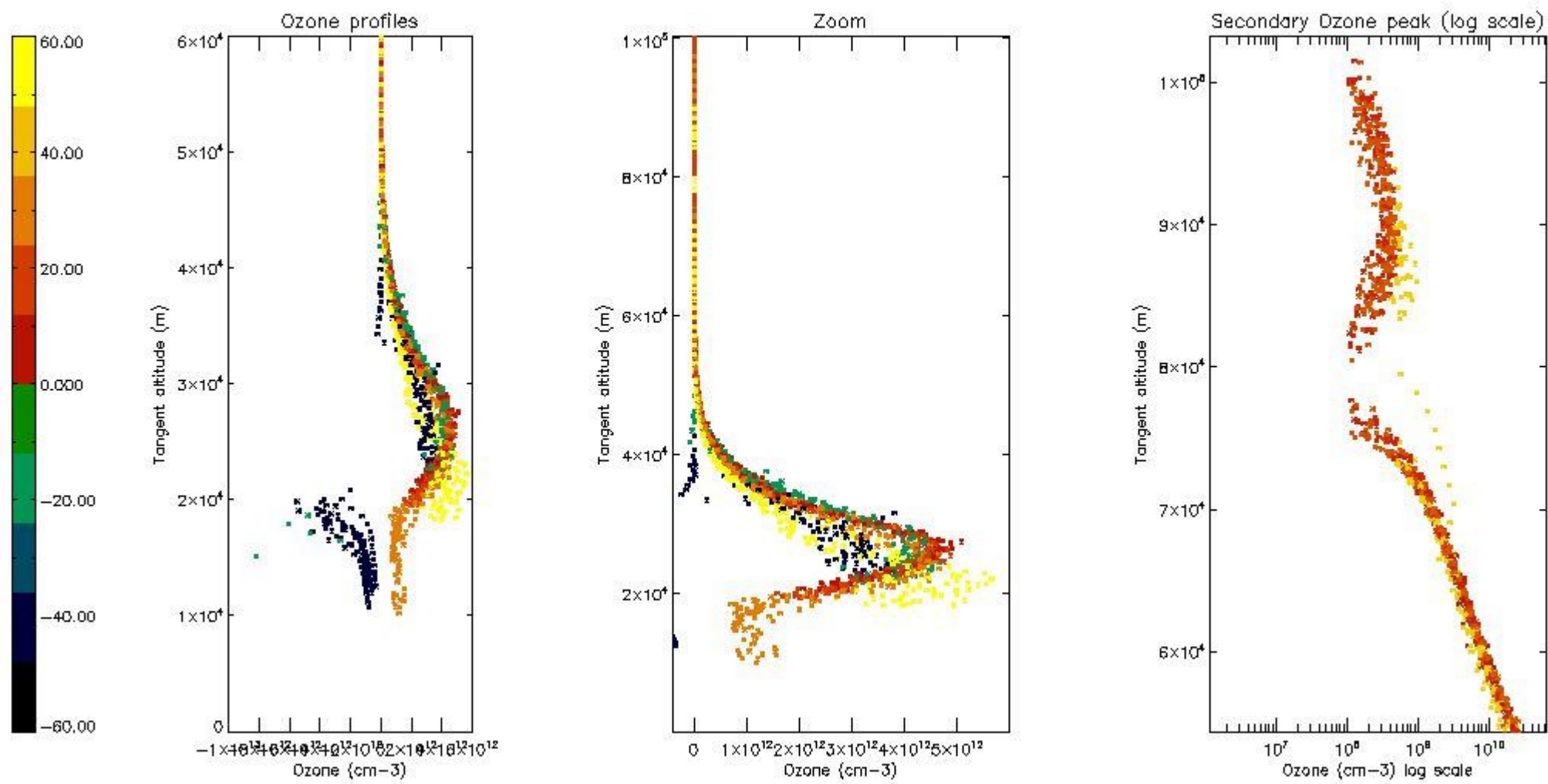
5.2 Plot ozone profiles for all STD (dark without errors)

The colorbar represents the latitude.



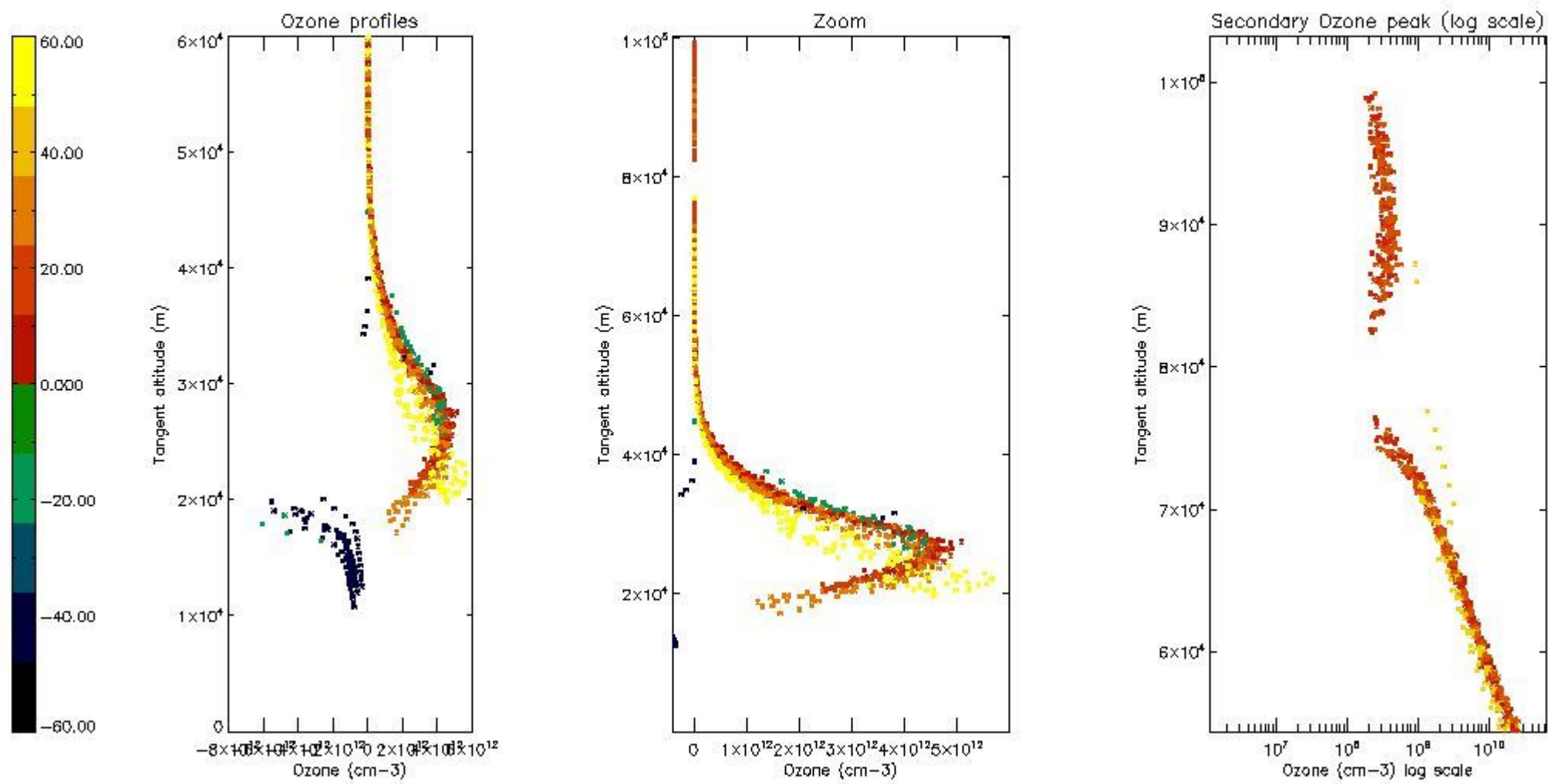
5.3 Plot ozone profiles where STD < 20% (dark without errors)

The colorbar represents the latitude.



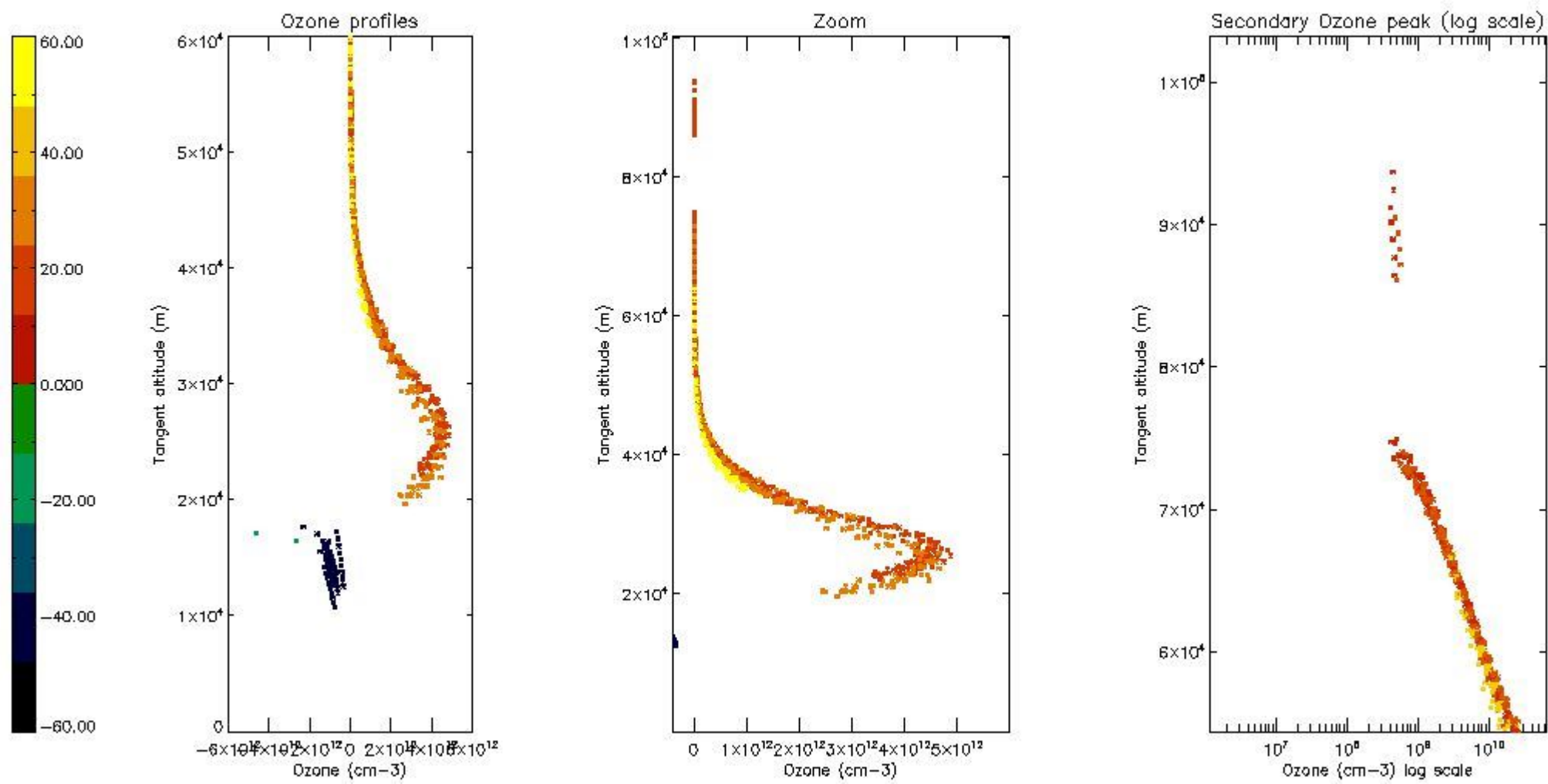
5.4 Plot ozone profiles where STD < 10% (dark without errors)

The colorbar represents the latitude.



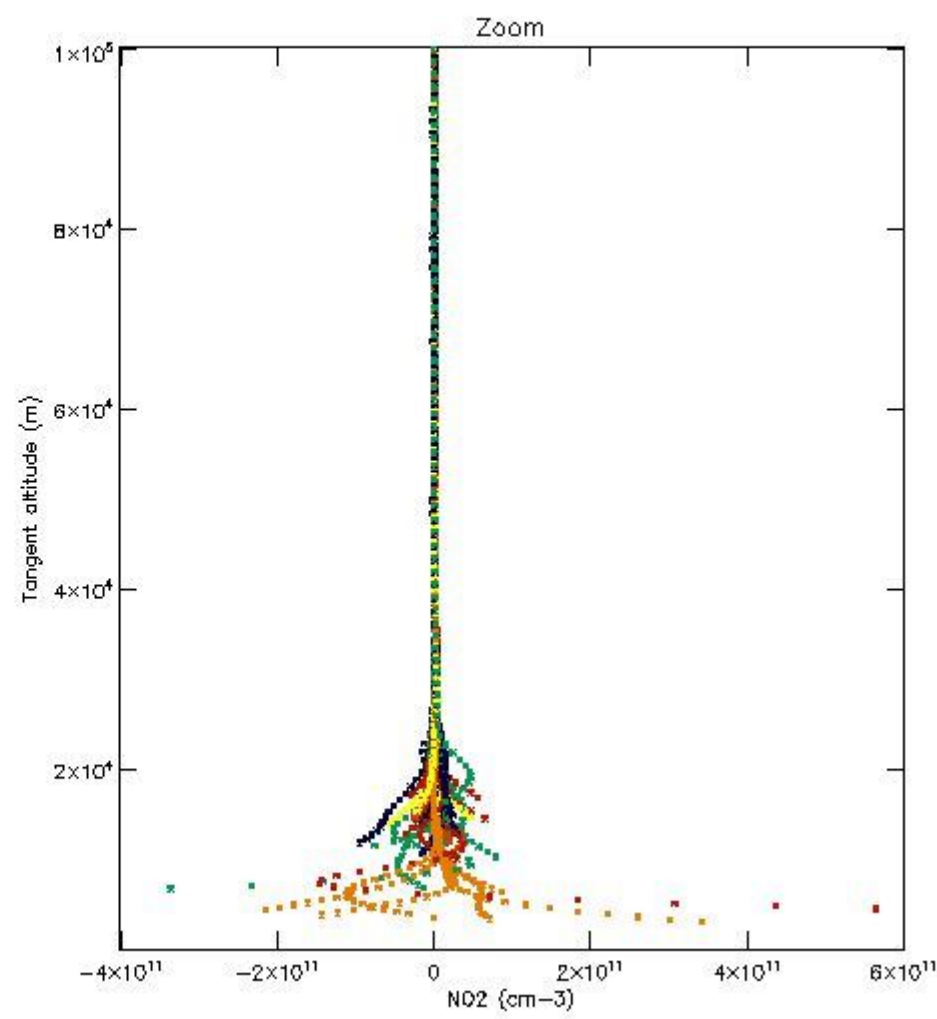
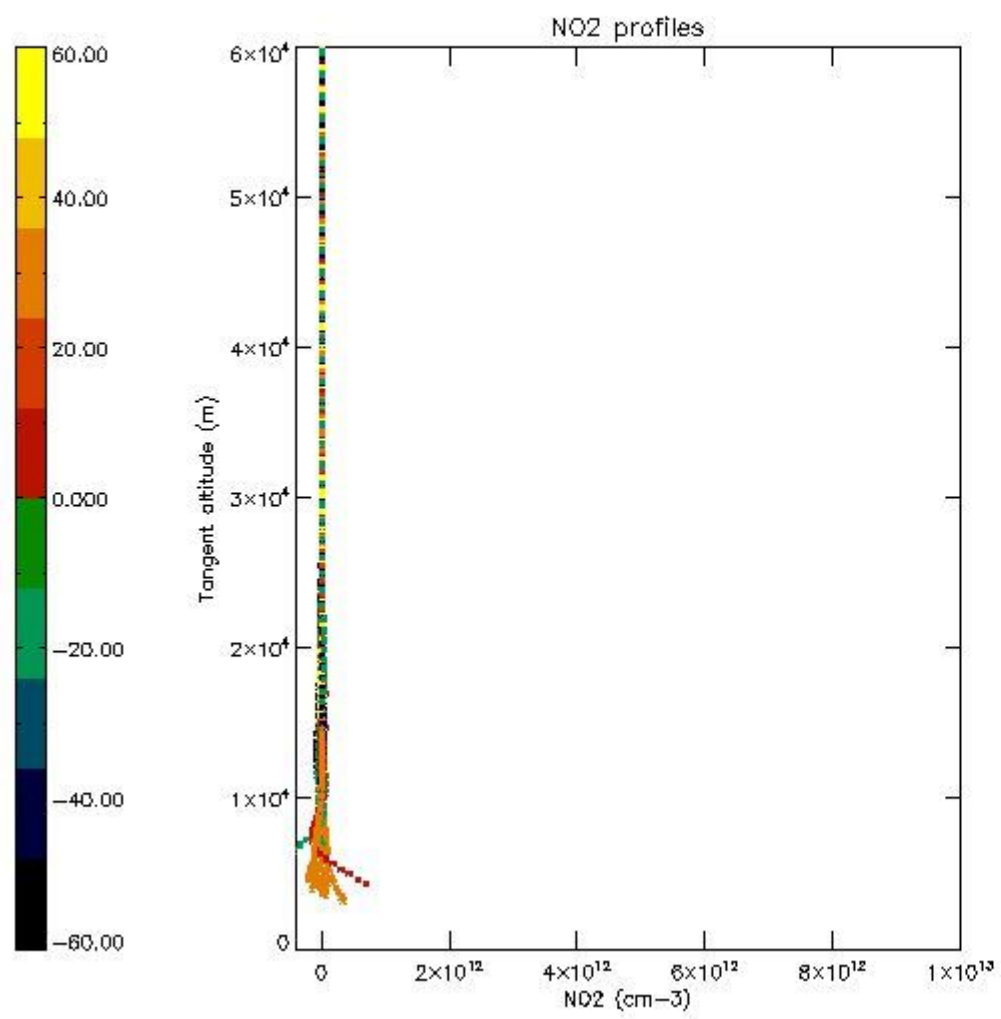
5.5 Plot ozone profiles where $STD < 5\%$ (dark without errors)

The colorbar represents the latitude.



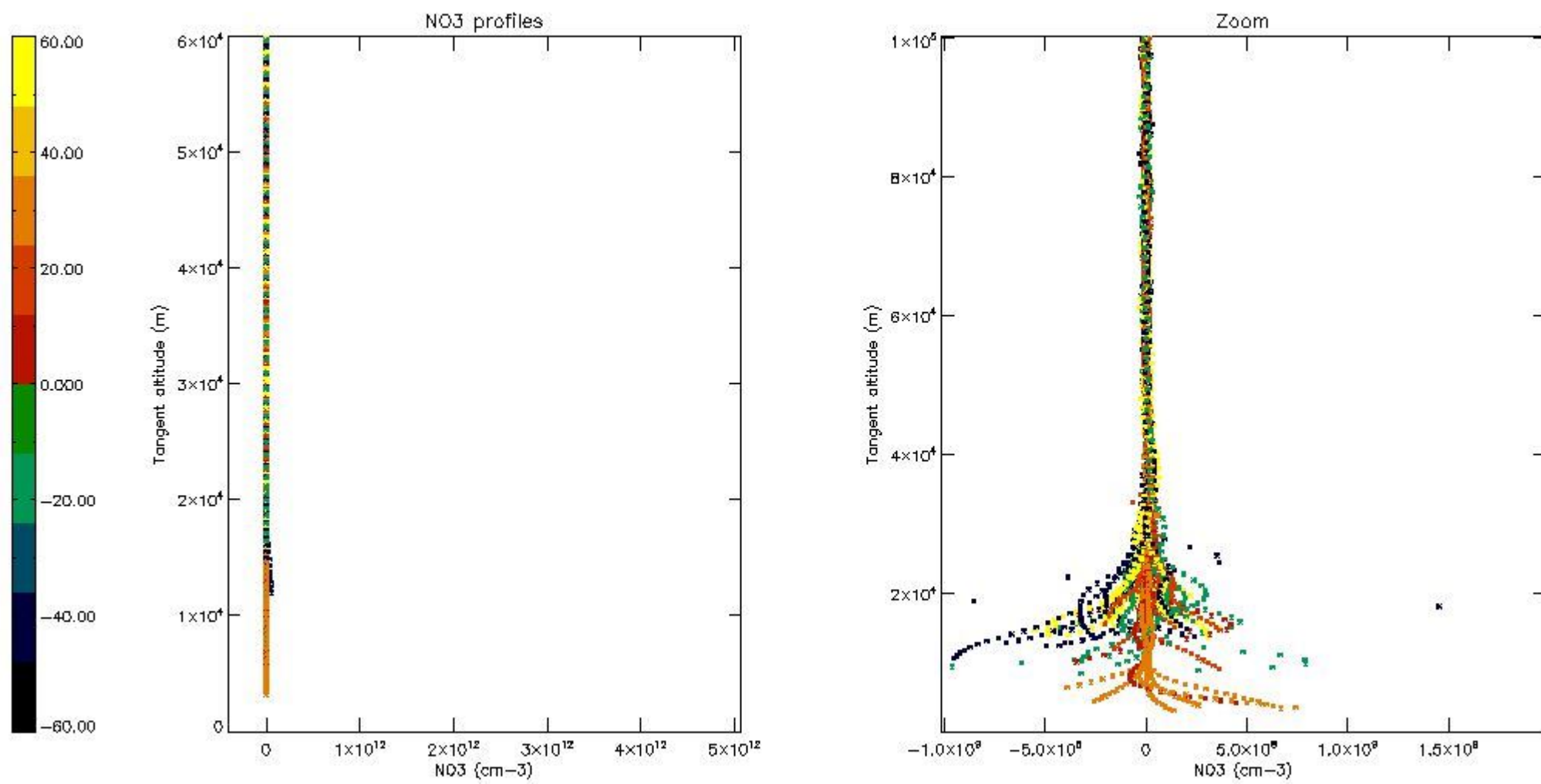
5.6 Plot NO₂ profiles for all STD (dark without errors)

The colorbar represents the latitude.



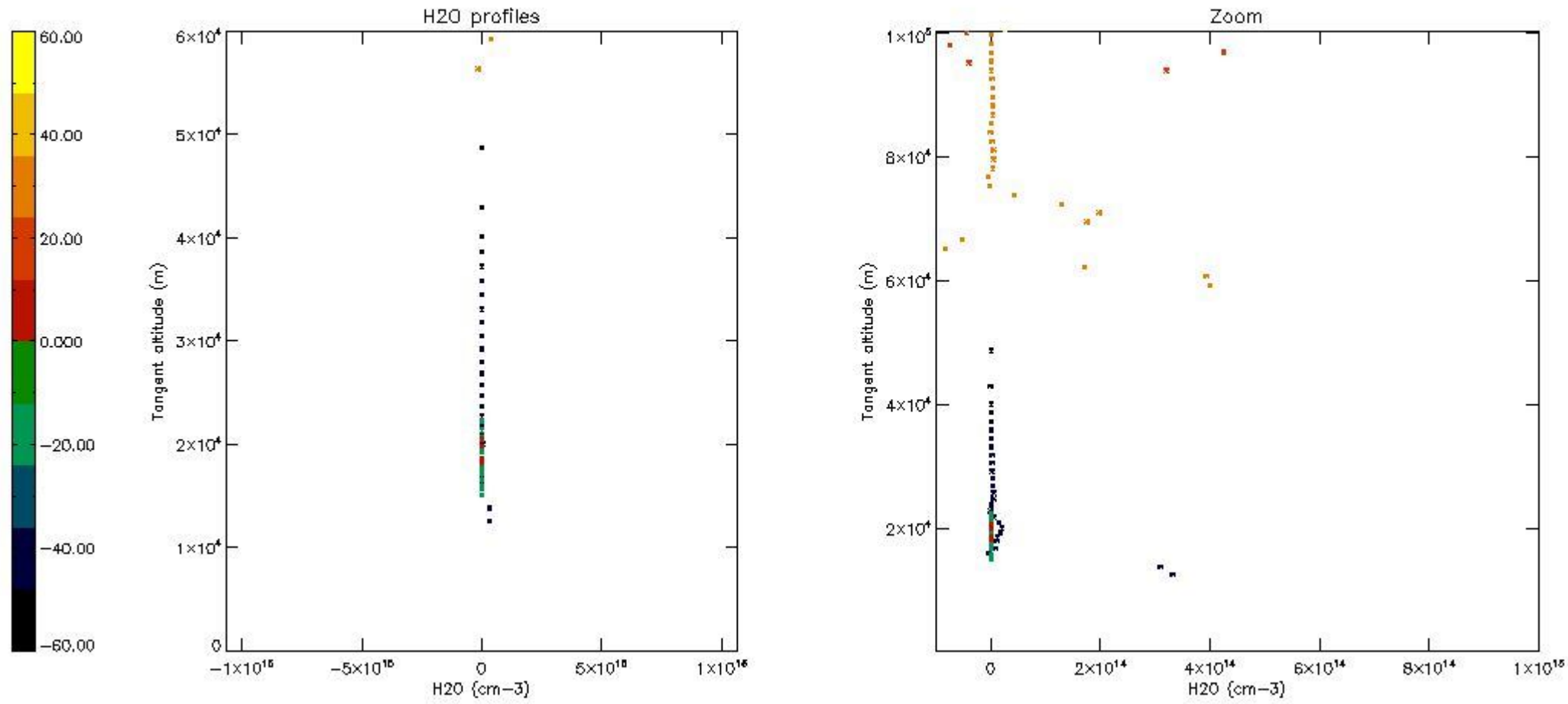
5.7 Plot NO3 profiles for all STD (dark without errors)

The colorbar represents the latitude.



5.8 Plot H2O profiles for all STD (only for occultations of stars 1,2,3,4,13,14,16,26,63 dark without errors)

The colorbar represents the latitude.



6. Auxiliary Data Files used for the production reported in section 2

The number reported in the third column indicates since which file (see list in section 2) the corresponding auxiliary file has been used. The fourth column is the date of those product files.

Type	Auxiliary Filename	Used since product	Used since product date
INST_PHYS_CHARACTERISTICS	GOM_INS_AXVIEC20091111_143220_20030716_120000_20500101_000000	1	26-NOV-2009 07:03:26
LEVEL-2_PROC_CONFIG	GOM_PR2_AXVIEC20091111_152718_20020301_000000_20500101_000000	1	26-NOV-2009 07:03:26
CROSS_SECTIONS_FILE	GOM_CRS_AXVIEC20091111_154832_20020301_000000_20500101_000000	1	26-NOV-2009 07:03:26

GOMOS Level 2 Daily Report

SUMMARY

[1. General Info](#)

[2. Summary of processed GOM_NL_2P products](#)

[3. Level 2 Quality information per product](#)

[3.1 Plot of level 2 quality information per product \(time dependant\)](#)

[3.2 Plot of level 2 quality information per product \(world map\)](#)

[4. Level 1 Quality information per product \(stored on level 2 products\)](#)

[4.1 Plot of level 1 quality information per product \(time dependant\)](#)

[4.1.1 Plot of level 1 quality information per product \(time dependant\): ASCENDING](#)

[4.1.2 Plot of level 1 quality information per product \(time dependant\): DESCENDING](#)

[4.2 Plot of level 1 quality information per product \(world map\)](#)

[4.2.1 Plot of level 1 quality information per product \(world map\): ASCENDING](#)

[4.2.2 Plot of level 1 quality information per product \(world map\): DESCENDING](#)

[5. Ozone profiles based on quality statistics and other trace gas profiles](#)

[5.1 Ozone statistics based on quality of products](#)

[5.2 Plot ozone profiles for all STD \(dark without errors\)](#)

[5.3 Plot ozone profiles where STD < 20% \(dark without errors\)](#)

[5.4. Plot ozone profiles where STD < 10% \(dark without errors\)](#)

[5.5. Plot ozone profiles where STD < 5% \(dark without errors\)](#)

[5.6 Plot NO2 profiles for all STD \(dark without errors\)](#)

[5.7 Plot NO3 profiles for all STD \(dark without errors\)](#)

[5.8 Plot H2O profiles \(only for occultations of stars 1,2,3,4,13,14,16,26,63 dark without errors\) for all STD](#)

[6. Auxiliary Data Files used for the production reported in section 2](#)

This report presents the daily analysis on parameters extracted from GOMOS level 2 data (GOM_NL__2P). It is intended to monitor some important parameters that will impact the quality of these products. A list of level 2 products (and content) that have arrived during the reporting day to the PCF is also given.

Item	Value
Time of report generation	26APR2013 14:16:57
Data source version	GOMOS/6.01
Start time of products	26-11-2009 (26NOV2009 00:00:00)
Stop time of products	27-11-2009 (27NOV2009 00:00:00)
Store outputs in DB	Yes
Nb of level 2 prods	197
Nb of prods with errors	0

2. Summary of processed GOM_NL__2P products.

Nr	Filename	UTC Start time	Limb	Duration	Star Id	Star Name	Star Mag	Star Temp	Nb Meas	Orbit	Prod. error
1	GOM_NL__2PRFIN20091126_070326_000000482084_00335_40469_2673.N1	26-NOV-2009 07:03:26	Bright	47.500	36	50Alp UMa	1.8000	6300.0	95	40469	No
2	GOM_NL__2PRFIN20091126_070504_000000482084_00335_40469_2674.N1	26-NOV-2009 07:05:04	Bright	48.000	82	48Bet UMa	2.3650	10600.	96	40469	No
3	GOM_NL__2PRFIN20091126_070643_000000372084_00335_40469_2675.N1	26-NOV-2009 07:06:43	Bright	37.000	55	79Zet UMa	2.0600	10200.	74	40469	No
4	GOM_NL__2PRFIN20091126_071146_000000562084_00335_40469_2676.N1	26-NOV-2009 07:11:46	Bright	56.000	152	12Alp2CVn	2.8900	11000.	112	40469	No
5	GOM_NL__2PRFIN20091126_072043_000000512084_00335_40469_2677.N1	26-NOV-2009 07:20:43	Bright	51.000	62	94Bet Leo	2.1360	9700.0	102	40469	No
6	GOM_NL__2PRFIN20091126_072407_000000422084_00335_40469_2678.N1	26-NOV-2009 07:24:07	Bright	41.500	121	29Gam Vir	2.7400	7200.0	83	40469	No
7	GOM_NL__2PRFIN20091126_072933_000000482084_00335_40469_2679.N1	26-NOV-2009 07:29:33	Twilight	47.500	100	4Gam Crv	2.5800	13100.	95	40469	No
8	GOM_NL__2PRFIN20091126_073107_000000482084_00335_40469_2680.N1	26-NOV-2009 07:31:07	Dark	48.000	171	2Eps Crv	3.0010	4250.0	96	40469	No
9	GOM_NL__2PRFIN20091126_074036_000000452084_00336_40470_2702.N1	26-NOV-2009 07:40:36	Dark	45.000	113	Mu Vel	2.6920	5000.0	90	40470	No
10	GOM_NL__2PRFIN20091126_074722_000000432084_00336_40470_2703.N1	26-NOV-2009 07:47:22	Dark	42.500	41	Eps Car	1.8600	4100.0	85	40470	No
11	GOM_NL__2PRFIN20091126_074903_000000482084_00336_40470_2704.N1	26-NOV-2009 07:49:03	Dark	48.000	34	Gam2Vel	1.7930	23000.	96	40470	No
12	GOM_NL__2PRFIN20091126_075037_000000462084_00336_40470_2705.N1	26-NOV-2009 07:50:37	Dark	46.000	70	Zet Pup	2.2460	39000.	92	40470	No
13	GOM_NL__2PRFIN20091126_075249_000000542084_00336_40470_2706.N1	26-NOV-2009 07:52:49	Dark	54.000	2	Alp Car	-0.73600	7000.0	108	40470	No
14	GOM_NL__2PRFIN20091126_075922_000000492084_00336_40470_2707.N1	26-NOV-2009 07:59:22	Dark	48.500	108	Alp Col	2.6520	15200.	97	40470	No
15	GOM_NL__2PRFIN20091126_080419_000000552084_00336_40470_2708.N1	26-NOV-2009 08:04:19	Straylight	54.500	139	9Bet Lep	2.8330	5600.0	109	40470	No
16	GOM_NL__2PRFIN20091126_080731_000000462084_00336_40470_2709.N1	26-NOV-2009 08:07:31	Straylight	45.500	165	34Gam Eri	2.9500	3200.0	91	40470	No
17	GOM_NL__2PRFIN20091126_081738_000000562084_00336_40470_2710.N1	26-NOV-2009 08:17:38	Bright	55.500	13	87Alp Tau	0.86700	3800.0	111	40470	No
18	GOM_NL__2PRFIN20091126_082128_000000412084_00336_40470_2711.N1	26-NOV-2009 08:21:28	Bright	40.500	150	44Zet Per	2.8900	28000.	81	40470	No
19	GOM_NL__2PRFIN20091126_082330_000000382084_00336_40470_2712.N1	26-NOV-2009 08:23:30	Bright	38.000	79	26Bet Per	2.3100	13100.	76	40470	No
20	GOM_NL__2PRFIN20091126_082553_000000372084_00336_40470_2713.N1	26-NOV-2009 08:25:53	Bright	37.000	175	39Del Per	3.0100	19400.	74	40470	No
21	GOM_NL__2PRFIN20091126_082815_000000372084_00336_40470_2714.N1	26-NOV-2009 08:28:15	Bright	37.000	6	13Alp Aur	0.080000	3400.0	74	40470	No
22	GOM_NL__2PRFIN20091126_084402_000000502084_00336_40470_2715.N1	26-NOV-2009 08:44:02	Bright	49.500	36	50Alp UMa	1.8000	6300.0	99	40470	No
23	GOM_NL__2PRFIN20091126_084540_000000432084_00336_40470_2716.N1	26-NOV-2009 08:45:40	Bright	43.000	82	48Bet UMa	2.3650	10600.	86	40470	No
24	GOM_NL__2PRFIN20091126_084719_000000402084_00336_40470_2717.N1	26-NOV-2009 08:47:19	Bright	39.500	55	79Zet UMa	2.0600	10200.	79	40470	No
25	GOM_NL__2PRFIN20091126_085222_000000382084_00336_40470_2718.N1	26-NOV-2009 08:52:22	Bright	38.000	152	12Alp2CVn	2.8900	11000.	76	40470	No
26	GOM_NL__2PRFIN20091126_090120_000000722084_00336_40470_2719.N1	26-NOV-2009 09:01:20	Bright	72.000	62	94Bet Leo	2.1360	9700.0	144	40470	No
27	GOM_NL__2PRFIN20091126_090443_000000582084_00336_40470_2720.N1	26-NOV-2009 09:04:43	Bright	58.000	121	29Gam Vir	2.7400	7200.0	116	40470	No
28	GOM_NL__2PRFIN20091126_091010_000000472084_00336_40470_2721.N1	26-NOV-2009 09:10:10	Twilight	47.000	100	4Gam Crv	2.5800	13100.	94	40470	No
29	GOM_NL__2PRFIN20091126_091144_000000472084_00336_40470_2722.N1	26-NOV-2009 09:11:44	Dark	46.500	171	2Eps Crv	3.0010	4250.0	93	40470	No
30	GOM_NL__2PRFIN20091126_092112_000000492084_00337_40471_2724.N1	26-NOV-2009 09:21:12	Dark	49.000	113	Mu Vel	2.6920	5000.0	98	40471	No
31	GOM_NL__2PRFIN20091126_092759_000000432084_00337_40471_2725.N1	26-NOV-2009 09:27:59	Dark	43.000	41	Eps Car	1.8600	4100.0	86	40471	No
32	GOM_NL__2PRFIN20091126_092940_000000522084_00337_40471_2726.N1	26-NOV-2009 09:29:40	Dark	51.500	34	Gam2Vel	1.7930	23000.	103	40471	No
33	GOM_NL__2PRFIN20091126_093114_000000462084_00337_40471_2727.N1	26-NOV-2009 09:31:14	Dark	46.000	70	Zet Pup	2.2460	39000.	92	40471	No
34	GOM_NL__2PRFIN20091126_093326_000000592084_00337_40471_2728.N1	26-NOV-2009 09:33:26	Dark	59.000	2	Alp Car	-0.73600	7000.0	118	40471	No
35	GOM_NL__2PRFIN20091126_093958_000000462084_00337_40471_2729.N1	26-NOV-2009 09:39:58	Dark	45.500	108	Alp Col	2.6520	15200.	91	40471	No
36	GOM_NL__2PRFIN20091126_094455_000000582084_00337_40471_2730.N1	26-NOV-2009 09:44:55	Straylight	57.500	139	9Bet Lep	2.8330	5600.0	115	40471	No
37	GOM_NL__2PRFIN20091126_094807_000000462084_00337_40471_2731.N1	26-NOV-2009 09:48:07	Straylight	46.000	165	34Gam Eri	2.9500	3200.0	92	40471	No
38	GOM_NL__2PRFIN20091126_095814_000000672084_00337_40471_2732.N1	26-NOV-2009 09:58:14	Bright	67.000	13	87Alp Tau	0.86700	3800.0	134	40471	No
39	GOM_NL__2PRFIN20091126_100203_000000412084_00337_40471_2733.N1	26-NOV-2009 10:02:03	Bright	40.500	150	44Zet Per	2.8900	28000.	81	40471	No
40	GOM_NL__2PRFIN20091126_100406_000000382084_00337_40471_2734.N1	26-NOV-2009 10:04:06	Bright	38.000	79	26Bet Per	2.3100	13100.	76	40471	No
41	GOM_NL__2PRFIN20091126_100628_000000382084_00337_40471_2735.N1	26-NOV-2009 10:06:28	Bright	37.500	175	39Del Per	3.0100	19400.	75	40471	No
42	GOM_NL__2PRFIN20091126_100850_000000372084_00337_40471_2736.N1	26-NOV-2009 10:08:50	Bright	37.000	6	13Alp Aur	0.080000	3400.0	74	40471	No

43	GOM_NL__2PRFIN20091126_102437_000000472084_00337_40471_2737.N1	26-NOV-2009 10:24:37	Bright	46.500	36	50Alp UMa	1.8000	6300.0	93	40471	No
44	GOM_NL__2PRFIN20091126_102615_000000462084_00337_40471_2738.N1	26-NOV-2009 10:26:15	Bright	45.500	82	48Bet UMa	2.3650	10600.	91	40471	No
45	GOM_NL__2PRFIN20091126_102755_000000372084_00337_40471_2739.N1	26-NOV-2009 10:27:55	Bright	37.000	55	79Zet UMa	2.0600	10200.	74	40471	No
46	GOM_NL__2PRFIN20091126_103258_000000362084_00337_40471_2740.N1	26-NOV-2009 10:32:58	Bright	36.000	152	12Alp2CVn	2.8900	11000.	72	40471	No
47	GOM_NL__2PRFIN20091126_104156_000000722084_00337_40471_2741.N1	26-NOV-2009 10:41:56	Bright	72.000	62	94Bet Leo	2.1360	9700.0	144	40471	No
48	GOM_NL__2PRFIN20091126_104520_000000462084_00337_40471_2742.N1	26-NOV-2009 10:45:20	Bright	46.000	121	29Gam Vir	2.7400	7200.0	92	40471	No
49	GOM_NL__2PRFIN20091126_105046_000000442084_00337_40471_2743.N1	26-NOV-2009 10:50:46	Twilight	44.000	100	4Gam Crv	2.5800	13100.	88	40471	No
50	GOM_NL__2PRFIN20091126_105221_000000472084_00337_40471_2744.N1	26-NOV-2009 10:52:21	Dark	47.000	171	2Eps Crv	3.0010	4250.0	94	40471	No
51	GOM_NL__2PRFIN20091126_110149_000000422084_00338_40472_2801.N1	26-NOV-2009 11:01:49	Dark	42.000	113	Mu Vel	2.6920	5000.0	84	40472	No
52	GOM_NL__2PRFIN20091126_110835_000000452084_00338_40472_2802.N1	26-NOV-2009 11:08:35	Dark	44.500	41	Eps Car	1.8600	4100.0	89	40472	No
53	GOM_NL__2PRFIN20091126_111017_000000582084_00338_40472_2803.N1	26-NOV-2009 11:10:17	Dark	57.500	34	Gam2Vel	1.7930	23000.	115	40472	No
54	GOM_NL__2PRFIN20091126_111151_000000462084_00338_40472_2804.N1	26-NOV-2009 11:11:51	Dark	46.000	70	Zet Pup	2.2460	39000.	92	40472	No
55	GOM_NL__2PRFIN20091126_111402_000000592084_00338_40472_2805.N1	26-NOV-2009 11:14:02	Dark	59.000	2	Alp Car	-0.73600	7000.0	118	40472	No
56	GOM_NL__2PRFIN20091126_112034_000000492084_00338_40472_2806.N1	26-NOV-2009 11:20:34	Dark	49.000	108	Alp Col	2.6520	15200.	98	40472	No
57	GOM_NL__2PRFIN20091126_112531_000000582084_00338_40472_2807.N1	26-NOV-2009 11:25:31	Straylight	57.500	139	9Bet Lep	2.8330	5600.0	115	40472	No
58	GOM_NL__2PRFIN20091126_112843_000000472084_00338_40472_2808.N1	26-NOV-2009 11:28:43	Straylight	47.000	165	34Gam Eri	2.9500	3200.0	94	40472	No
59	GOM_NL__2PRFIN20091126_113849_000000592084_00338_40472_2809.N1	26-NOV-2009 11:38:49	Bright	59.000	13	87Alp Tau	0.86700	3800.0	118	40472	No
60	GOM_NL__2PRFIN20091126_114239_000000412084_00338_40472_2810.N1	26-NOV-2009 11:42:39	Bright	41.000	150	44Zet Per	2.8900	28000.	82	40472	No
61	GOM_NL__2PRFIN20091126_114441_000000382084_00338_40472_2811.N1	26-NOV-2009 11:44:41	Bright	37.500	79	26Bet Per	2.3100	13100.	75	40472	No
62	GOM_NL__2PRFIN20091126_114704_000000372084_00338_40472_2812.N1	26-NOV-2009 11:47:04	Bright	37.000	175	39Del Per	3.0100	19400.	74	40472	No
63	GOM_NL__2PRFIN20091126_114925_000000422084_00338_40472_2813.N1	26-NOV-2009 11:49:25	Bright	42.000	6	13Alp Aur	0.080000	3400.0	84	40472	No
64	GOM_NL__2PRFIN20091126_120513_000000462084_00338_40472_2814.N1	26-NOV-2009 12:05:13	Bright	45.500	36	50Alp UMa	1.8000	6300.0	91	40472	No
65	GOM_NL__2PRFIN20091126_120651_000000422084_00338_40472_2815.N1	26-NOV-2009 12:06:51	Bright	41.500	82	48Bet UMa	2.3650	10600.	83	40472	No
66	GOM_NL__2PRFIN20091126_120831_000000352084_00338_40472_2816.N1	26-NOV-2009 12:08:31	Bright	34.500	55	79Zet UMa	2.0600	10200.	69	40472	No
67	GOM_NL__2PRFIN20091126_121334_000000382084_00338_40472_2817.N1	26-NOV-2009 12:13:34	Bright	38.000	152	12Alp2CVn	2.8900	11000.	76	40472	No
68	GOM_NL__2PRFIN20091126_122233_000000532084_00338_40472_2818.N1	26-NOV-2009 12:22:33	Bright	52.500	62	94Bet Leo	2.1360	9700.0	105	40472	No
69	GOM_NL__2PRFIN20091126_122556_000000392084_00338_40472_2819.N1	26-NOV-2009 12:25:56	Bright	38.500	121	29Gam Vir	2.7400	7200.0	77	40472	No
70	GOM_NL__2PRFIN20091126_123123_000000472084_00338_40472_2820.N1	26-NOV-2009 12:31:23	Twilight	47.000	100	4Gam Crv	2.5800	13100.	94	40472	No
71	GOM_NL__2PRFIN20091126_123257_000000482084_00338_40472_2821.N1	26-NOV-2009 12:32:57	Dark	47.500	171	2Eps Crv	3.0010	4250.0	95	40472	No
72	GOM_NL__2PRFIN20091126_124226_000000412084_00339_40473_2820.N1	26-NOV-2009 12:42:26	Dark	41.000	113	Mu Vel	2.6920	5000.0	82	40473	No
73	GOM_NL__2PRFIN20091126_124912_000000432084_00339_40473_2821.N1	26-NOV-2009 12:49:12	Dark	43.000	41	Eps Car	1.8600	4100.0	86	40473	No
74	GOM_NL__2PRFIN20091126_125054_000000492084_00339_40473_2822.N1	26-NOV-2009 12:50:54	Dark	49.000	34	Gam2Vel	1.7930	23000.	98	40473	No
75	GOM_NL__2PRFIN20091126_125228_000000462084_00339_40473_2823.N1	26-NOV-2009 12:52:28	Dark	46.000	70	Zet Pup	2.2460	39000.	92	40473	No
76	GOM_NL__2PRFIN20091126_125439_000000452084_00339_40473_2824.N1	26-NOV-2009 12:54:39	Dark	45.000	2	Alp Car	-0.73600	7000.0	90	40473	No
77	GOM_NL__2PRFIN20091126_130111_000000512084_00339_40473_2825.N1	26-NOV-2009 13:01:11	Dark	50.500	108	Alp Col	2.6520	15200.	101	40473	No
78	GOM_NL__2PRFIN20091126_130607_000000572084_00339_40473_2826.N1	26-NOV-2009 13:06:07	Straylight	57.000	139	9Bet Lep	2.8330	5600.0	114	40473	No
79	GOM_NL__2PRFIN20091126_130919_000000472084_00339_40473_2827.N1	26-NOV-2009 13:09:19	Straylight	47.000	165	34Gam Eri	2.9500	3200.0	94	40473	No
80	GOM_NL__2PRFIN20091126_131924_000000592084_00339_40473_2828.N1	26-NOV-2009 13:19:24	Bright	58.500	13	87Alp Tau	0.86700	3800.0	117	40473	No
81	GOM_NL__2PRFIN20091126_132314_000000402084_00339_40473_2829.N1	26-NOV-2009 13:23:14	Bright	40.000	150	44Zet Per	2.8900	28000.	80	40473	No
82	GOM_NL__2PRFIN20091126_132517_000000372084_00339_40473_2830.N1	26-NOV-2009 13:25:17	Bright	36.500	79	26Bet Per	2.3100	13100.	73	40473	No
83	GOM_NL__2PRFIN20091126_132739_000000382084_00339_40473_2831.N1	26-NOV-2009 13:27:39	Bright	37.500	175	39Del Per	3.0100	19400.	75	40473	No
84	GOM_NL__2PRFIN20091126_133000_000000422084_00339_40473_2832.N1	26-NOV-2009 13:30:00	Bright	42.000	6	13Alp Aur	0.080000	3400.0	84	40473	No
85	GOM_NL__2PRFIN20091126_134549_000000442084_00339_40473_2833.N1	26-NOV-2009 13:45:49	Bright	44.000	36	50Alp UMa	1.8000	6300.0	88	40473	No
86	GOM_NL__2PRFIN20091126_134726_000000462084_00339_40473_2834.N1	26-NOV-2009 13:47:26	Bright	46.000	82	48Bet UMa	2.3650	10600.	92	40473	No
87	GOM_NL__2PRFIN20091126_134907_000000392084_00339_40473_2835.N1	26-NOV-2009 13:49:07	Bright	38.500	55	79Zet UMa	2.0600	10200.	77	40473	No
88	GOM_NL__2PRFIN20091126_135410_000000372084_00339_40473_2836.N1	26-NOV-2009 13:54:10	Bright	37.000	152	12Alp2CVn	2.8900	11000.	74	40473	No
89	GOM_NL__2PRFIN20091126_140309_000000532084_00339_40473_2837.N1	26-NOV-2009 14:03:09	Bright	52.500	62	94Bet Leo	2.1360	9700.0	105	40473	No
90	GOM_NL__2PRFIN20091126_140633_000000412084_00339_40473_2838.N1	26-NOV-2009 14:06:33	Bright	40.500	121	29Gam Vir	2.7400	7200.0	81	40473	No
91	GOM_NL__2PRFIN20091126_141159_000000432084_00339_40473_2839.N1	26-NOV-2009 14:11:59	Twilight	43.000	100	4Gam Crv	2.5800	13100.	86	40473	No
92	GOM_NL__2PRFIN20091126_141334_000000472084_00339_40473_2840.N1	26-NOV-2009 14:13:34	Dark	46.500	171	2Eps Crv	3.0010	4250.0	93	40473	No
93	GOM_NL__2PRFIN20091126_142302_000000502084_00340_40474_2872.N1	26-NOV-2009 14:23:02	Dark	49.500	113	Mu Vel	2.6920	5000.0	99	40474	No
94	GOM_NL__2PRFIN20091126_142948_000000432084_00340_40474_2873.N1	26-NOV-2009 14:29:48	Dark	43.000	41	Eps Car	1.8600	4100.0	86	40474	No
95	GOM_NL__2PRFIN20091126_143131_000000522084_00340_40474_2874.N1	26-NOV-2009 14:31:31	Dark	51.500	34	Gam2Vel	1.7930	23000.	103	40474	No
96	GOM_NL__2PRFIN20091126_143305_000000472084_00340_40474_2875.N1	26-NOV-2009 14:33:05	Dark	47.000	70	Zet Pup	2.2460	39000.	94	40474	No
97	GOM_NL__2PRFIN20091126_143515_000000582084_00340_40474_2876.N1	26-NOV-2009 14:35:15	Dark	58.000	2	Alp Car	-0.73600	7000.0	116	40474	No
98	GOM_NL__2PRFIN20091126_144147_000000502084_00340_40474_2877.N1	26-NOV-2009 14:41:47	Dark	49.500	108	Alp Col	2.6520	15200.	99	40474	No
99	GOM_NL__2PRFIN20091126_144643_000000562084_00340_40474_2878.N1	26-NOV-2009 14:46:43	Straylight	55.500	139	9Bet Lep	2.8330	5600.0	111	40474	No
100	GOM_NL__2PRFIN20091126_144955_000000472084_00340_40474_2879.N1	26-NOV-2009 14:49:55	Straylight	46.500	165	34Gam Eri	2.9500	3200.0	93	40474	No
101	GOM_NL__2PRFIN20091126_150000_000000562084_00340_40474_2880.N1	26-NOV-2009 15:00:00	Bright	56.000	13	87Alp Tau	0.86700	3800.0	112	40474	No

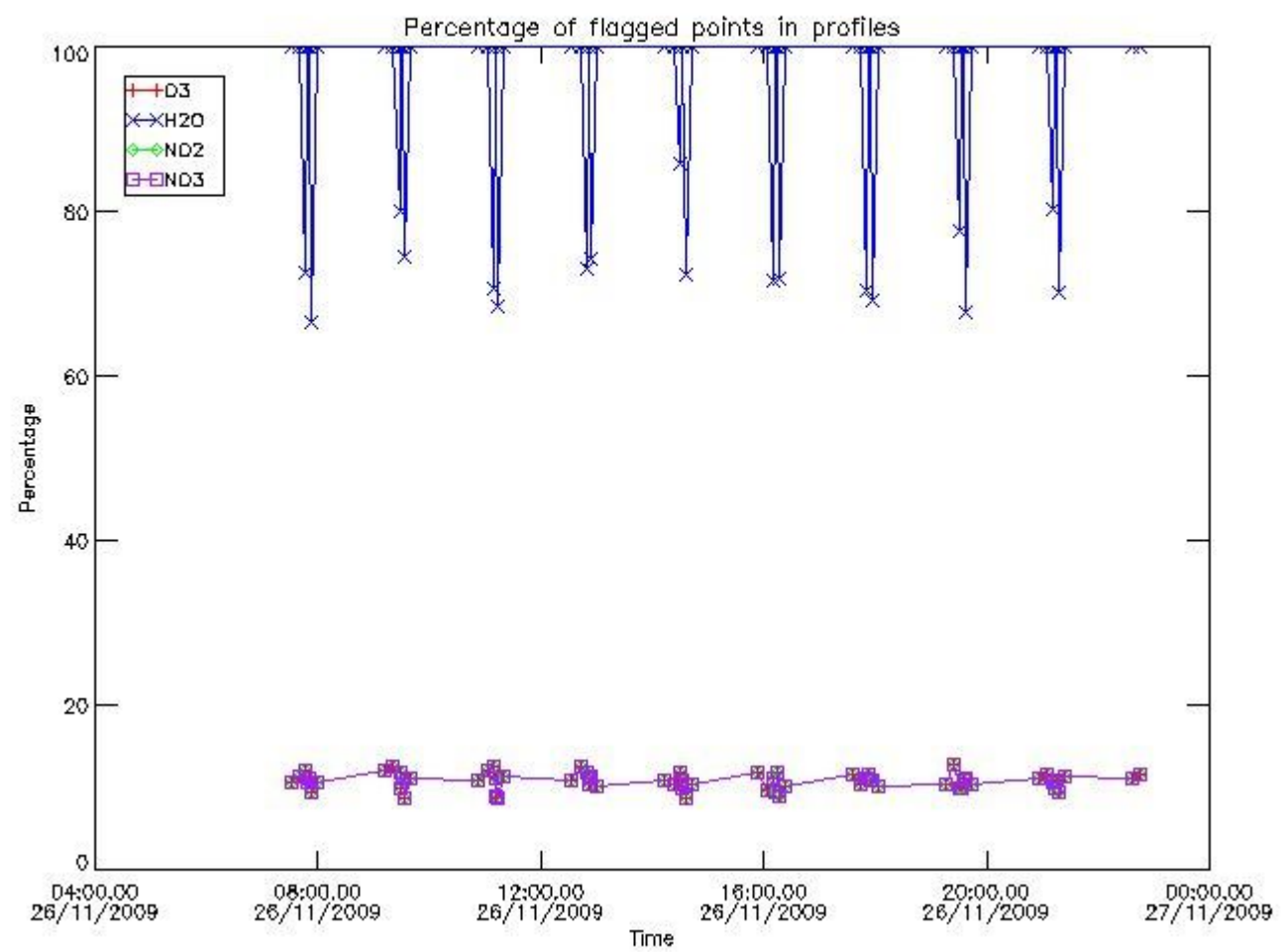
102	GOM_NL__2PRFIN20091126_150350_000000402084_00340_40474_2881.N1	26-NOV-2009 15:03:50	Bright	40.000	150	44Zet Per	2.8900	28000.	80	40474	No
103	GOM_NL__2PRFIN20091126_150553_000000372084_00340_40474_2882.N1	26-NOV-2009 15:05:53	Bright	36.500	79	26Bet Per	2.3100	13100.	73	40474	No
104	GOM_NL__2PRFIN20091126_150815_000000382084_00340_40474_2883.N1	26-NOV-2009 15:08:15	Bright	38.000	175	39Del Per	3.0100	19400.	76	40474	No
105	GOM_NL__2PRFIN20091126_151036_000000472084_00340_40474_2884.N1	26-NOV-2009 15:10:36	Bright	47.000	6	13Alp Aur	0.080000	3400.0	94	40474	No
106	GOM_NL__2PRFIN20091126_152624_000000492084_00340_40474_2885.N1	26-NOV-2009 15:26:24	Bright	48.500	36	50Alp UMa	1.8000	6300.0	97	40474	No
107	GOM_NL__2PRFIN20091126_152802_000000612084_00340_40474_2886.N1	26-NOV-2009 15:28:02	Bright	60.500	82	48Bet UMa	2.3650	10600.	121	40474	No
108	GOM_NL__2PRFIN20091126_152943_000000382084_00340_40474_2887.N1	26-NOV-2009 15:29:43	Bright	37.500	55	79Zet UMa	2.0600	10200.	75	40474	No
109	GOM_NL__2PRFIN20091126_153446_000000372084_00340_40474_2888.N1	26-NOV-2009 15:34:46	Bright	36.500	152	12Alp2CVn	2.8900	11000.	73	40474	No
110	GOM_NL__2PRFIN20091126_154345_000000562084_00340_40474_2889.N1	26-NOV-2009 15:43:45	Bright	55.500	62	94Bet Leo	2.1360	9700.0	111	40474	No
111	GOM_NL__2PRFIN20091126_154709_000000582084_00340_40474_2890.N1	26-NOV-2009 15:47:09	Bright	58.000	121	29Gam Vir	2.7400	7200.0	116	40474	No
112	GOM_NL__2PRFIN20091126_155236_000000472084_00340_40474_2891.N1	26-NOV-2009 15:52:36	Twilight	47.000	100	4Gam Crv	2.5800	13100.	94	40474	No
113	GOM_NL__2PRFIN20091126_155410_000000482084_00340_40474_2892.N1	26-NOV-2009 15:54:10	Dark	47.500	171	2Eps Crv	3.0010	4250.0	95	40474	No
114	GOM_NL__2PRFIN20091126_160339_000000532084_00341_40475_2923.N1	26-NOV-2009 16:03:39	Dark	53.000	113	Mu Vel	2.6920	5000.0	106	40475	No
115	GOM_NL__2PRFIN20091126_161025_000000462084_00341_40475_2924.N1	26-NOV-2009 16:10:25	Dark	46.000	41	Eps Car	1.8600	4100.0	92	40475	No
116	GOM_NL__2PRFIN20091126_161208_000000552084_00341_40475_2925.N1	26-NOV-2009 16:12:08	Dark	54.500	34	Gam2Vel	1.7930	23000.	109	40475	No
117	GOM_NL__2PRFIN20091126_161342_000000472084_00341_40475_2926.N1	26-NOV-2009 16:13:42	Dark	47.000	70	Zet Pup	2.2460	39000.	94	40475	No
118	GOM_NL__2PRFIN20091126_161552_000000572084_00341_40475_2927.N1	26-NOV-2009 16:15:52	Dark	57.000	2	Alp Car	-0.73600	7000.0	114	40475	No
119	GOM_NL__2PRFIN20091126_162224_000000502084_00341_40475_2928.N1	26-NOV-2009 16:22:24	Dark	50.000	108	Alp Col	2.6520	15200.	100	40475	No
120	GOM_NL__2PRFIN20091126_162720_000000572084_00341_40475_2929.N1	26-NOV-2009 16:27:20	Straylight	57.000	139	9Bet Lep	2.8330	5600.0	114	40475	No
121	GOM_NL__2PRFIN20091126_163031_000000462084_00341_40475_2930.N1	26-NOV-2009 16:30:31	Straylight	45.500	165	34Gam Eri	2.9500	3200.0	91	40475	No
122	GOM_NL__2PRFIN20091126_164035_000000582084_00341_40475_2931.N1	26-NOV-2009 16:40:35	Bright	57.500	13	87Alp Tau	0.86700	3800.0	115	40475	No
123	GOM_NL__2PRFIN20091126_164426_000000412084_00341_40475_2932.N1	26-NOV-2009 16:44:26	Bright	41.000	150	44Zet Per	2.8900	28000.	82	40475	No
124	GOM_NL__2PRFIN20091126_164629_000000542084_00341_40475_2933.N1	26-NOV-2009 16:46:29	Bright	54.000	79	26Bet Per	2.3100	13100.	108	40475	No
125	GOM_NL__2PRFIN20091126_164851_000000382084_00341_40475_2934.N1	26-NOV-2009 16:48:51	Bright	37.500	175	39Del Per	3.0100	19400.	75	40475	No
126	GOM_NL__2PRFIN20091126_165111_000000472084_00341_40475_2935.N1	26-NOV-2009 16:51:11	Bright	47.000	6	13Alp Aur	0.080000	3400.0	94	40475	No
127	GOM_NL__2PRFIN20091126_170700_000000472084_00341_40475_2936.N1	26-NOV-2009 17:07:00	Bright	46.500	36	50Alp UMa	1.8000	6300.0	93	40475	No
128	GOM_NL__2PRFIN20091126_170838_000000442084_00341_40475_2937.N1	26-NOV-2009 17:08:38	Bright	44.000	82	48Bet UMa	2.3650	10600.	88	40475	No
129	GOM_NL__2PRFIN20091126_171019_000000402084_00341_40475_2938.N1	26-NOV-2009 17:10:19	Bright	40.000	55	79Zet UMa	2.0600	10200.	80	40475	No
130	GOM_NL__2PRFIN20091126_171522_000000372084_00341_40475_2939.N1	26-NOV-2009 17:15:22	Bright	36.500	152	12Alp2CVn	2.8900	11000.	73	40475	No
131	GOM_NL__2PRFIN20091126_172422_000000542084_00341_40475_2940.N1	26-NOV-2009 17:24:22	Bright	54.000	62	94Bet Leo	2.1360	9700.0	108	40475	No
132	GOM_NL__2PRFIN20091126_172746_000000582084_00341_40475_2941.N1	26-NOV-2009 17:27:46	Bright	58.000	121	29Gam Vir	2.7400	7200.0	116	40475	No
133	GOM_NL__2PRFIN20091126_173313_000000462084_00341_40475_2942.N1	26-NOV-2009 17:33:13	Twilight	46.000	100	4Gam Crv	2.5800	13100.	92	40475	No
134	GOM_NL__2PRFIN20091126_173447_000000492084_00341_40475_2943.N1	26-NOV-2009 17:34:47	Dark	48.500	171	2Eps Crv	3.0010	4250.0	97	40475	No
135	GOM_NL__2PRFIN20091126_174416_000000552084_00342_40476_3066.N1	26-NOV-2009 17:44:16	Dark	54.500	113	Mu Vel	2.6920	5000.0	109	40476	No
136	GOM_NL__2PRFIN20091126_175102_000000462084_00342_40476_3067.N1	26-NOV-2009 17:51:02	Dark	46.000	41	Eps Car	1.8600	4100.0	92	40476	No
137	GOM_NL__2PRFIN20091126_175245_000000492084_00342_40476_3068.N1	26-NOV-2009 17:52:45	Dark	48.500	34	Gam2Vel	1.7930	23000.	97	40476	No
138	GOM_NL__2PRFIN20091126_175419_000000472084_00342_40476_3069.N1	26-NOV-2009 17:54:19	Dark	47.000	70	Zet Pup	2.2460	39000.	94	40476	No
139	GOM_NL__2PRFIN20091126_175628_000000472084_00342_40476_3070.N1	26-NOV-2009 17:56:28	Dark	47.000	2	Alp Car	-0.73600	7000.0	94	40476	No
140	GOM_NL__2PRFIN20091126_180300_000000512084_00342_40476_3071.N1	26-NOV-2009 18:03:00	Dark	50.500	108	Alp Col	2.6520	15200.	101	40476	No
141	GOM_NL__2PRFIN20091126_180756_000000592084_00342_40476_3072.N1	26-NOV-2009 18:07:56	Straylight	58.500	139	9Bet Lep	2.8330	5600.0	117	40476	No
142	GOM_NL__2PRFIN20091126_181107_000000452084_00342_40476_3073.N1	26-NOV-2009 18:11:07	Straylight	45.000	165	34Gam Eri	2.9500	3200.0	90	40476	No
143	GOM_NL__2PRFIN20091126_182111_000000572084_00342_40476_3074.N1	26-NOV-2009 18:21:11	Bright	57.000	13	87Alp Tau	0.86700	3800.0	114	40476	No
144	GOM_NL__2PRFIN20091126_182501_000000392084_00342_40476_3075.N1	26-NOV-2009 18:25:01	Bright	39.000	150	44Zet Per	2.8900	28000.	78	40476	No
145	GOM_NL__2PRFIN20091126_182705_000000382084_00342_40476_3076.N1	26-NOV-2009 18:27:05	Bright	37.500	79	26Bet Per	2.3100	13100.	75	40476	No
146	GOM_NL__2PRFIN20091126_182927_000000372084_00342_40476_3077.N1	26-NOV-2009 18:29:27	Bright	37.000	175	39Del Per	3.0100	19400.	74	40476	No
147	GOM_NL__2PRFIN20091126_183146_000000502084_00342_40476_3078.N1	26-NOV-2009 18:31:46	Bright	50.000	6	13Alp Aur	0.080000	3400.0	100	40476	No
148	GOM_NL__2PRFIN20091126_184736_000000472084_00342_40476_3079.N1	26-NOV-2009 18:47:36	Bright	46.500	36	50Alp UMa	1.8000	6300.0	93	40476	No
149	GOM_NL__2PRFIN20091126_184913_000000462084_00342_40476_3080.N1	26-NOV-2009 18:49:13	Bright	46.000	82	48Bet UMa	2.3650	10600.	92	40476	No
150	GOM_NL__2PRFIN20091126_185055_000000542084_00342_40476_3081.N1	26-NOV-2009 18:50:55	Bright	54.000	55	79Zet UMa	2.0600	10200.	108	40476	No
151	GOM_NL__2PRFIN20091126_185559_000000562084_00342_40476_3082.N1	26-NOV-2009 18:55:59	Bright	56.000	152	12Alp2CVn	2.8900	11000.	112	40476	No
152	GOM_NL__2PRFIN20091126_190459_000000732084_00342_40476_3083.N1	26-NOV-2009 19:04:59	Bright	73.000	62	94Bet Leo	2.1360	9700.0	146	40476	No
153	GOM_NL__2PRFIN20091126_190822_000000592084_00342_40476_3084.N1	26-NOV-2009 19:08:22	Bright	59.000	121	29Gam Vir	2.7400	7200.0	118	40476	No
154	GOM_NL__2PRFIN20091126_191350_000000452084_00342_40476_3085.N1	26-NOV-2009 19:13:50	Twilight	45.000	100	4Gam Crv	2.5800	13100.	90	40476	No
155	GOM_NL__2PRFIN20091126_191524_000000502084_00342_40476_3086.N1	26-NOV-2009 19:15:24	Dark	49.500	171	2Eps Crv	3.0010	4250.0	99	40476	No
156	GOM_NL__2PRFIN20091126_192453_000000482084_00343_40477_3070.N1	26-NOV-2009 19:24:53	Dark	48.000	113	Mu Vel	2.6920	5000.0	96	40477	No
157	GOM_NL__2PRFIN20091126_193138_000000572084_00343_40477_3071.N1	26-NOV-2009 19:31:38	Dark	56.500	41	Eps Car	1.8600	4100.0	113	40477	No
158	GOM_NL__2PRFIN20091126_193321_000000512084_00343_40477_3072.N1	26-NOV-2009 19:33:21	Dark	51.000	34	Gam2Vel	1.7930	23000.	102	40477	No
159	GOM_NL__2PRFIN20091126_193456_000000472084_00343_40477_3073.N1	26-NOV-2009 19:34:56	Dark	47.000	70	Zet Pup	2.2460	39000.	94	40477	No
160	GOM_NL__2PRFIN20091126_193705_000000502084_00343_40477_3074.N1	26-NOV-2009 19:37:05	Dark	49.500	2	Alp Car	-0.73600	7000.0	99	40477	No

161	GOM_NL__2PRFIN20091126_194336_000000492084_00343_40477_3075.N1	26-NOV-2009 19:43:36	Dark	49.000	108	Alp Col	2.6520	15200.	98	40477	No
162	GOM_NL__2PRFIN20091126_194832_000000552084_00343_40477_3076.N1	26-NOV-2009 19:48:32	Straylight	55.000	139	9Bet Lep	2.8330	5600.0	110	40477	No
163	GOM_NL__2PRFIN20091126_195143_000000462084_00343_40477_3077.N1	26-NOV-2009 19:51:43	Straylight	45.500	165	34Gam Eri	2.9500	3200.0	91	40477	No
164	GOM_NL__2PRFIN20091126_200147_000000582084_00343_40477_3078.N1	26-NOV-2009 20:01:47	Bright	57.500	13	87Alp Tau	0.86700	3800.0	115	40477	No
165	GOM_NL__2PRFIN20091126_200537_000000402084_00343_40477_3079.N1	26-NOV-2009 20:05:37	Bright	39.500	150	44Zet Per	2.8900	28000.	79	40477	No
166	GOM_NL__2PRFIN20091126_200740_000000392084_00343_40477_3080.N1	26-NOV-2009 20:07:40	Bright	38.500	79	26Bet Per	2.3100	13100.	77	40477	No
167	GOM_NL__2PRFIN20091126_201002_000000372084_00343_40477_3081.N1	26-NOV-2009 20:10:02	Bright	37.000	175	39Del Per	3.0100	19400.	74	40477	No
168	GOM_NL__2PRFIN20091126_201221_000000522084_00343_40477_3082.N1	26-NOV-2009 20:12:21	Bright	52.000	6	13Alp Aur	0.080000	3400.0	104	40477	No
169	GOM_NL__2PRFIN20091126_202811_000000422084_00343_40477_3083.N1	26-NOV-2009 20:28:11	Bright	41.500	36	50Alp UMa	1.8000	6300.0	83	40477	No
170	GOM_NL__2PRFIN20091126_202949_000000472084_00343_40477_3084.N1	26-NOV-2009 20:29:49	Bright	46.500	82	48Bet UMa	2.3650	10600.	93	40477	No
171	GOM_NL__2PRFIN20091126_203131_000000542084_00343_40477_3085.N1	26-NOV-2009 20:31:31	Bright	54.000	55	79Zet UMa	2.0600	10200.	108	40477	No
172	GOM_NL__2PRFIN20091126_203634_000000372084_00343_40477_3086.N1	26-NOV-2009 20:36:34	Bright	37.000	152	12Alp2CVn	2.8900	11000.	74	40477	No
173	GOM_NL__2PRFIN20091126_204535_000000732084_00343_40477_3087.N1	26-NOV-2009 20:45:35	Bright	73.000	62	94Bet Leo	2.1360	9700.0	146	40477	No
174	GOM_NL__2PRFIN20091126_204858_000000592084_00343_40477_3088.N1	26-NOV-2009 20:48:58	Bright	58.500	121	29Gam Vir	2.7400	7200.0	117	40477	No
175	GOM_NL__2PRFIN20091126_205426_000000462084_00343_40477_3089.N1	26-NOV-2009 20:54:26	Tw_i_and_stray	45.500	100	4Gam Crv	2.5800	13100.	91	40477	No
176	GOM_NL__2PRFIN20091126_205600_000000462084_00343_40477_3090.N1	26-NOV-2009 20:56:00	Dark	46.000	171	2Eps Crv	3.0010	4250.0	92	40477	No
177	GOM_NL__2PRFIN20091126_210529_000000452084_00344_40478_3078.N1	26-NOV-2009 21:05:29	Dark	44.500	113	Mu Vel	2.6920	5000.0	89	40478	No
178	GOM_NL__2PRFIN20091126_211215_000000492084_00344_40478_3079.N1	26-NOV-2009 21:12:15	Dark	48.500	41	Eps Car	1.8600	4100.0	97	40478	No
179	GOM_NL__2PRFIN20091126_211358_000000522084_00344_40478_3080.N1	26-NOV-2009 21:13:58	Dark	52.000	34	Gam2Vel	1.7930	23000.	104	40478	No
180	GOM_NL__2PRFIN20091126_211533_000000472084_00344_40478_3081.N1	26-NOV-2009 21:15:33	Dark	47.000	70	Zet Pup	2.2460	39000.	94	40478	No
181	GOM_NL__2PRFIN20091126_211741_000000592084_00344_40478_3082.N1	26-NOV-2009 21:17:41	Dark	59.000	2	Alp Car	-0.73600	7000.0	118	40478	No
182	GOM_NL__2PRFIN20091126_212413_000000492084_00344_40478_3083.N1	26-NOV-2009 21:24:13	Dark	49.000	108	Alp Col	2.6520	15200.	98	40478	No
183	GOM_NL__2PRFIN20091126_212908_000000572084_00344_40478_3084.N1	26-NOV-2009 21:29:08	Straylight	56.500	139	9Bet Lep	2.8330	5600.0	113	40478	No
184	GOM_NL__2PRFIN20091126_213219_000000472084_00344_40478_3085.N1	26-NOV-2009 21:32:19	Straylight	46.500	165	34Gam Eri	2.9500	3200.0	93	40478	No
185	GOM_NL__2PRFIN20091126_214222_000000552084_00344_40478_3086.N1	26-NOV-2009 21:42:22	Bright	55.000	13	87Alp Tau	0.86700	3800.0	110	40478	No
186	GOM_NL__2PRFIN20091126_214613_000000412084_00344_40478_3087.N1	26-NOV-2009 21:46:13	Bright	40.500	150	44Zet Per	2.8900	28000.	81	40478	No
187	GOM_NL__2PRFIN20091126_214816_000000392084_00344_40478_3088.N1	26-NOV-2009 21:48:16	Bright	39.000	79	26Bet Per	2.3100	13100.	78	40478	No
188	GOM_NL__2PRFIN20091126_215038_000000352084_00344_40478_3089.N1	26-NOV-2009 21:50:38	Bright	35.000	175	39Del Per	3.0100	19400.	70	40478	No
189	GOM_NL__2PRFIN20091126_215256_000000532084_00344_40478_3090.N1	26-NOV-2009 21:52:56	Bright	52.500	6	13Alp Aur	0.080000	3400.0	105	40478	No
190	GOM_NL__2PRFIN20091126_220847_000000462084_00344_40478_3091.N1	26-NOV-2009 22:08:47	Bright	46.000	36	50Alp UMa	1.8000	6300.0	92	40478	No
191	GOM_NL__2PRFIN20091126_221025_000000442084_00344_40478_3092.N1	26-NOV-2009 22:10:25	Bright	43.500	82	48Bet UMa	2.3650	10600.	87	40478	No
192	GOM_NL__2PRFIN20091126_221207_000000392084_00344_40478_3093.N1	26-NOV-2009 22:12:07	Bright	39.000	55	79Zet UMa	2.0600	10200.	78	40478	No
193	GOM_NL__2PRFIN20091126_221710_000000562084_00344_40478_3094.N1	26-NOV-2009 22:17:10	Bright	56.000	152	12Alp2CVn	2.8900	11000.	112	40478	No
194	GOM_NL__2PRFIN20091126_222612_000000542084_00344_40478_3095.N1	26-NOV-2009 22:26:12	Bright	54.000	62	94Bet Leo	2.1360	9700.0	108	40478	No
195	GOM_NL__2PRFIN20091126_222935_000000402084_00344_40478_3096.N1	26-NOV-2009 22:29:35	Bright	39.500	121	29Gam Vir	2.7400	7200.0	79	40478	No
196	GOM_NL__2PRFIN20091126_223637_000000462084_00344_40478_3097.N1	26-NOV-2009 22:36:37	Dark	45.500	171	2Eps Crv	3.0010	4250.0	91	40478	No
197	GOM_NL__2PRFIN20091126_224606_000000442084_00345_40479_3087.N1	26-NOV-2009 22:46:06	Dark	43.500	113	Mu Vel	2.6920	5000.0	87	40479	No

3. Quality information per product

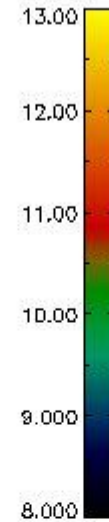
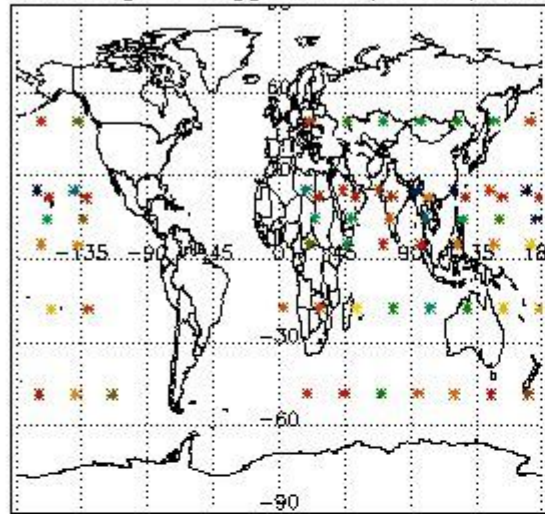
In this section it is plotted some information contained in the Quality Summary data set of the level 2 products. Only products in dark limb conditions and without errors (error flag in the MPH set to "0") are used.

3.1 Plot quality information per product (time dependant)

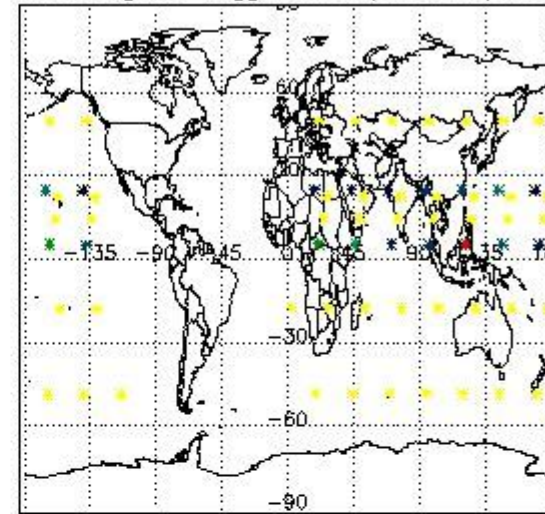


3.2 Plot quality information per product (world map)

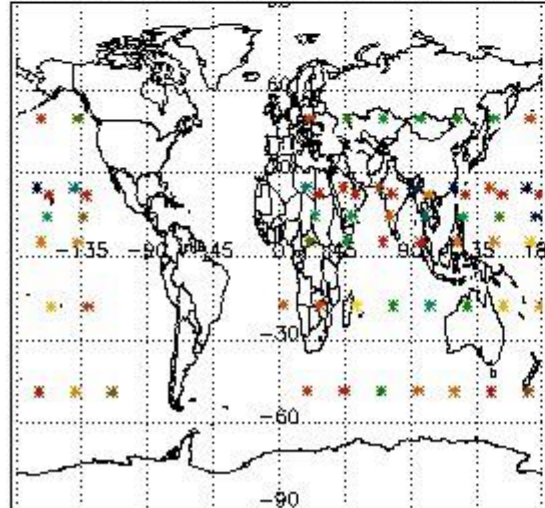
Percentage of flagged data per O3 profile



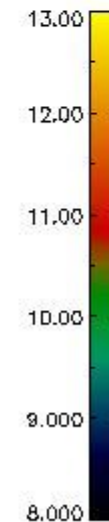
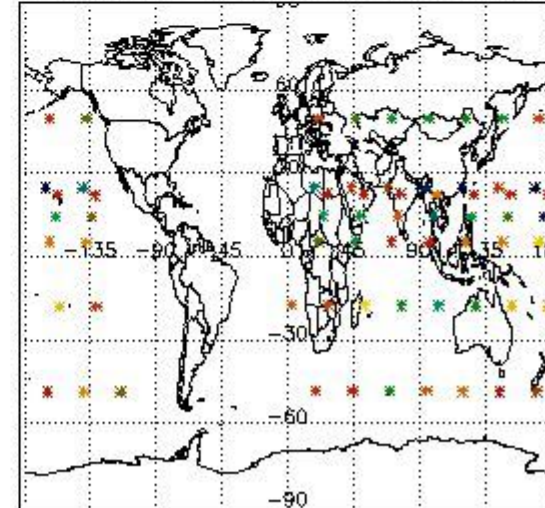
Percentage of flagged data per H2O profile



Percentage of flagged data per NO2 profile



Percentage of flagged data per NO3 profile

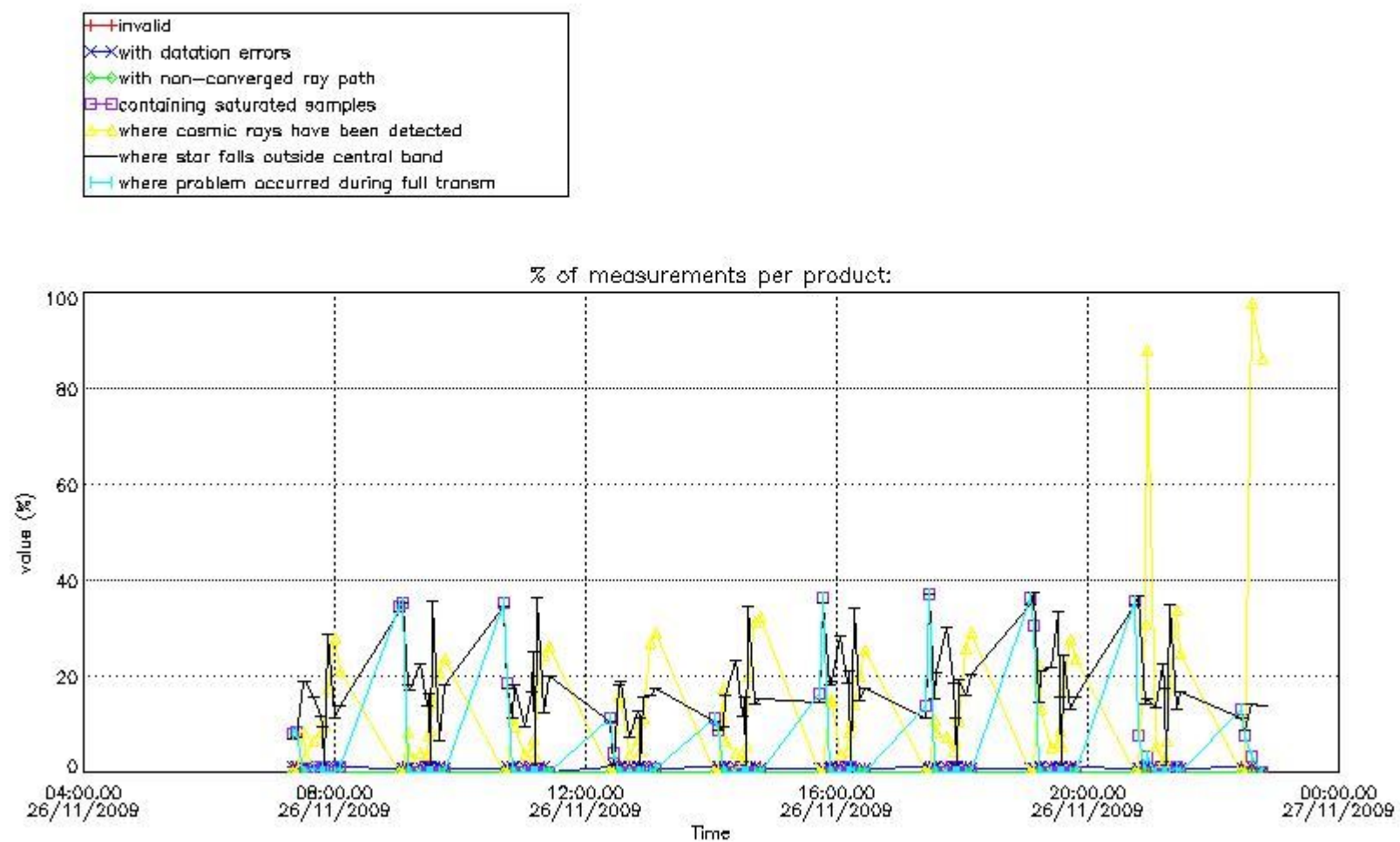


4. Level 1 quality information per product

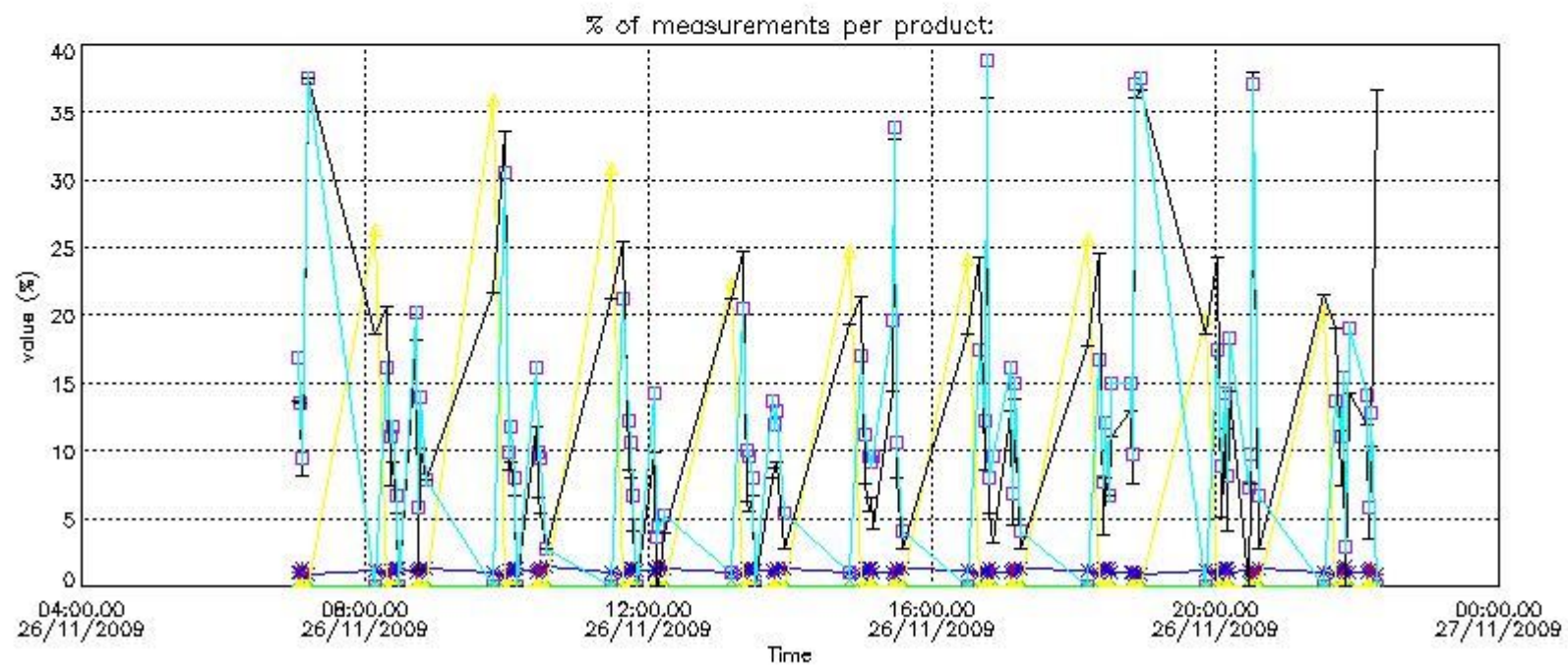
In this section it is plotted some information contained in the Quality Summary data set of the level 2 products that comes from the level 1b processing. Products without errors (error flag in the MPH set to "0") are used.

4.1 Plot quality information per product (time dependant) coming from level 1b processing

4.1.1 Plot level 1 quality information per product (time dependant): ENVISAT ASCENDING passes

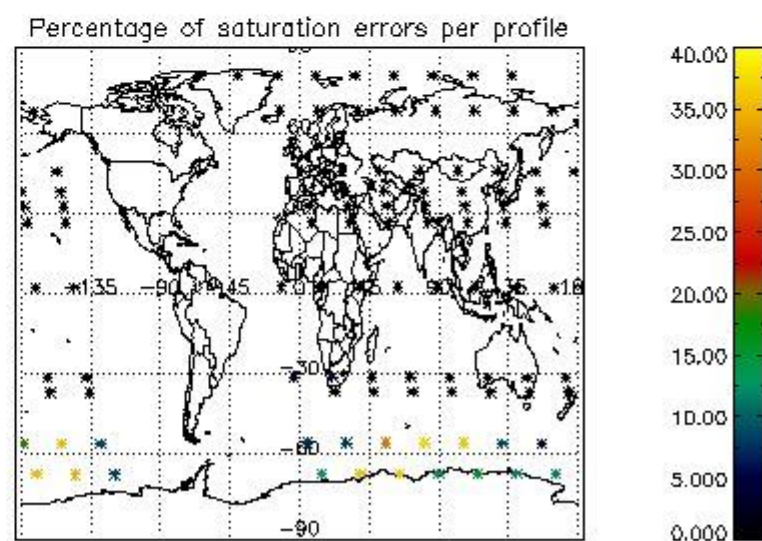
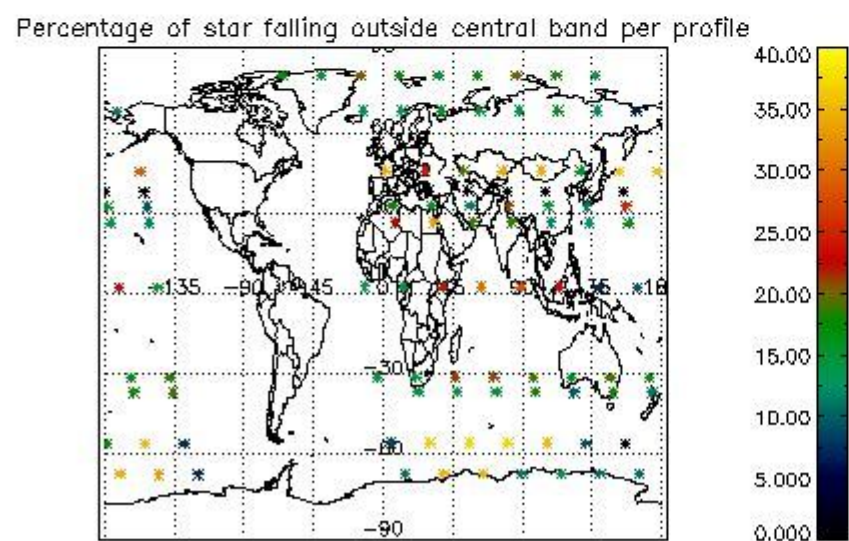
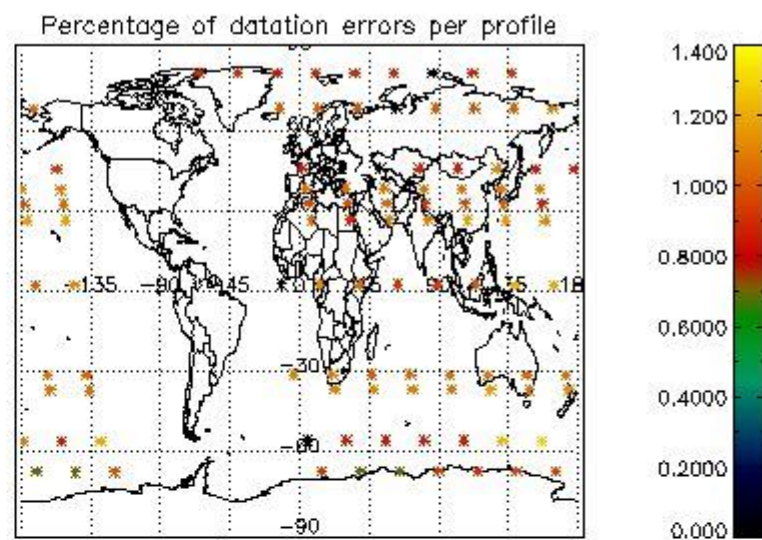
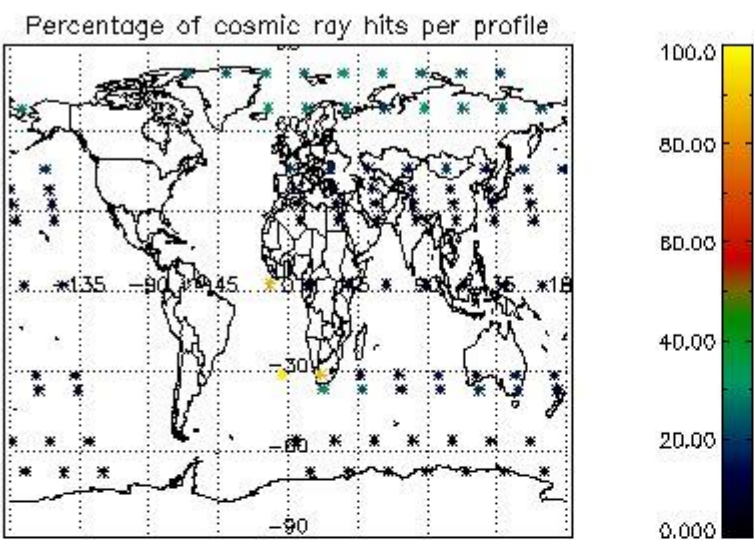


4.1.2 Plot level 1 quality information per product (time dependant): ENVI SAT DESCENDING passes

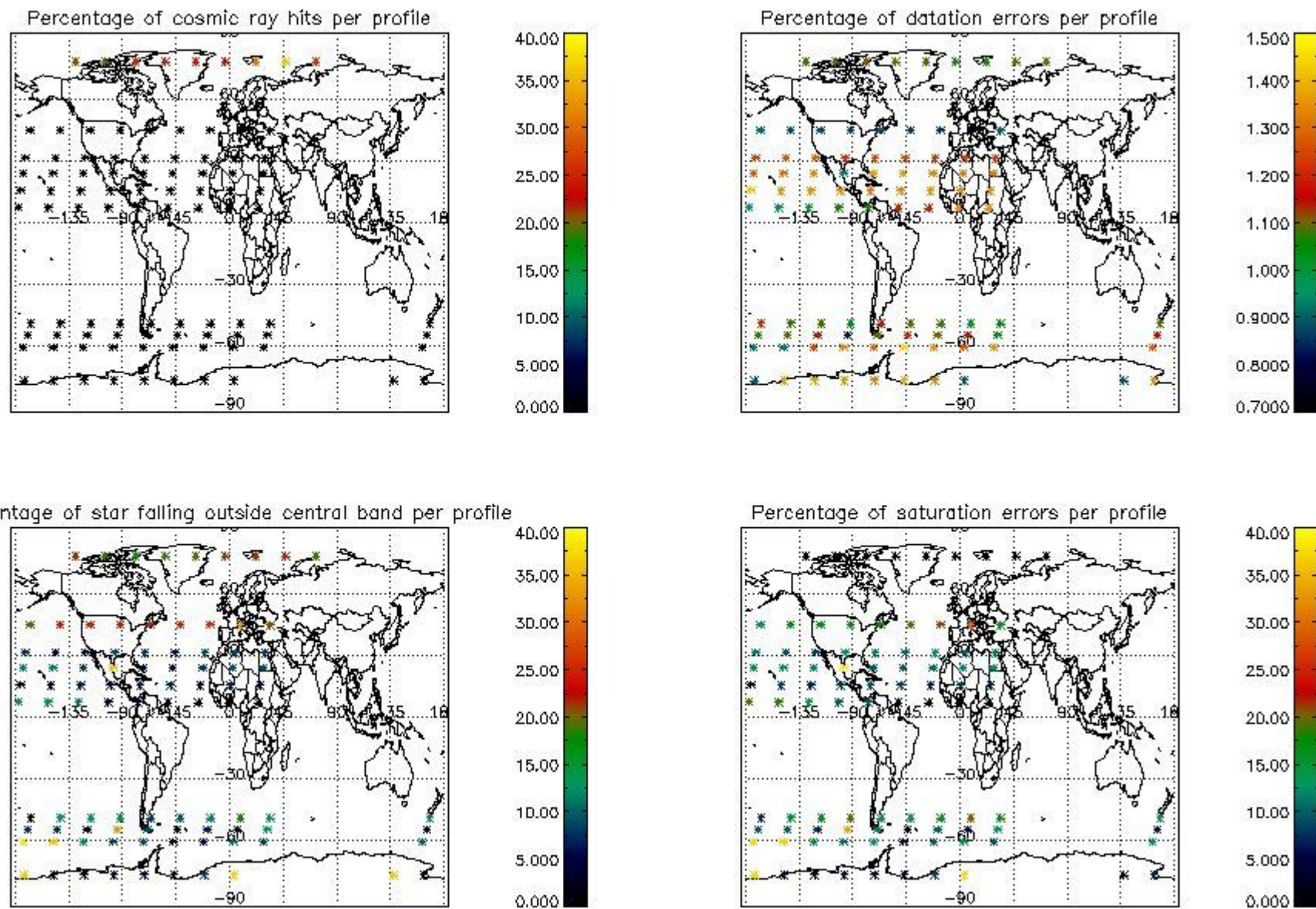


4.2 Plot quality information per product coming from level 1b processing (world map)

4.2.1 Plot level 1 quality information per product (world map): ENVISAT ASCENDING passes



4.2.2 Plot level 1 quality information per product (world map): ENVISAT DESCENDING passes



5. Trace gas profiles

5.1 Ozone statistics based on quality of products

The final quality of the products can be "measured" using the STD (Standard Deviation) attached to every point profile. This information is written to the parameter GOM_NL__2P/NL_LOCAL_SPECIES_DENSITY/o3_std of the level 2 products. The table below shows the statistics for given STD ranges.

The statistics are given with respect to the overall valid production:

- Products without fatal errors: GOM_NL__2P/MPH/PRODUCT_ERR=0
- Valid point profile: GOM_NL__2P/NL_LOCAL_SPECIES_DENSITY/pcd(0)=0

The 'Criteria' is applied to valid points of dark limb products:

- Products in dark limb illumination condition: GOM_NL__2P/NL_SUMMARY_QUALITY/obs_ill_cond=0
- Products without fatal errors: GOM_NL__2P/MPH/PRODUCT_ERR=0
- Valid point profile: GOM_NL__2P/NL_LOCAL_SPECIES_DENSITY/pcd(0)=0

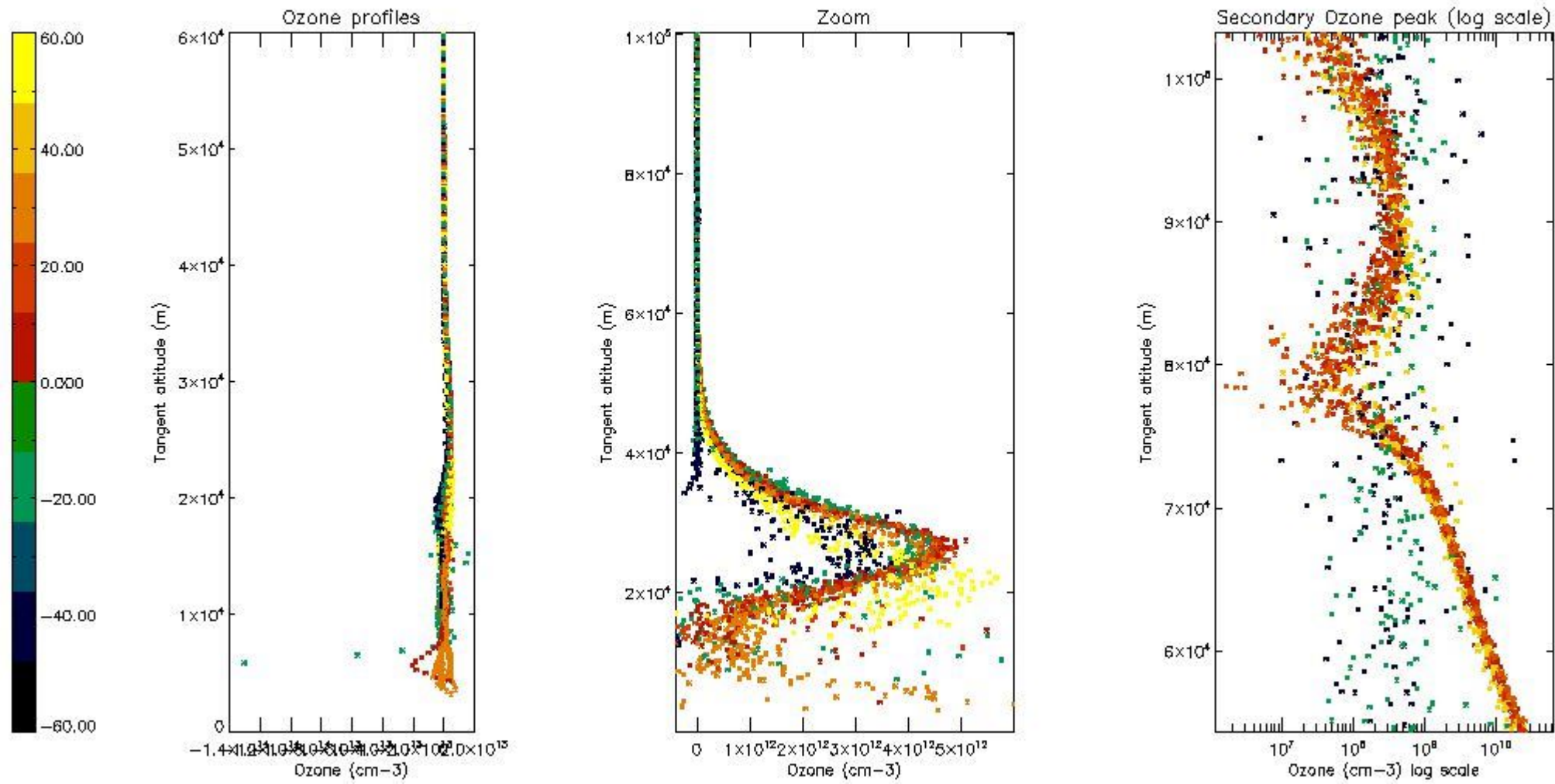
So, the table below shows the percentage of dark limb and valid observations for each criteria with respect to the overall valid daily observations.

Criteria	% of total production
All STD	35
STD < 20	17

STD < 10	14
STD < 5	9

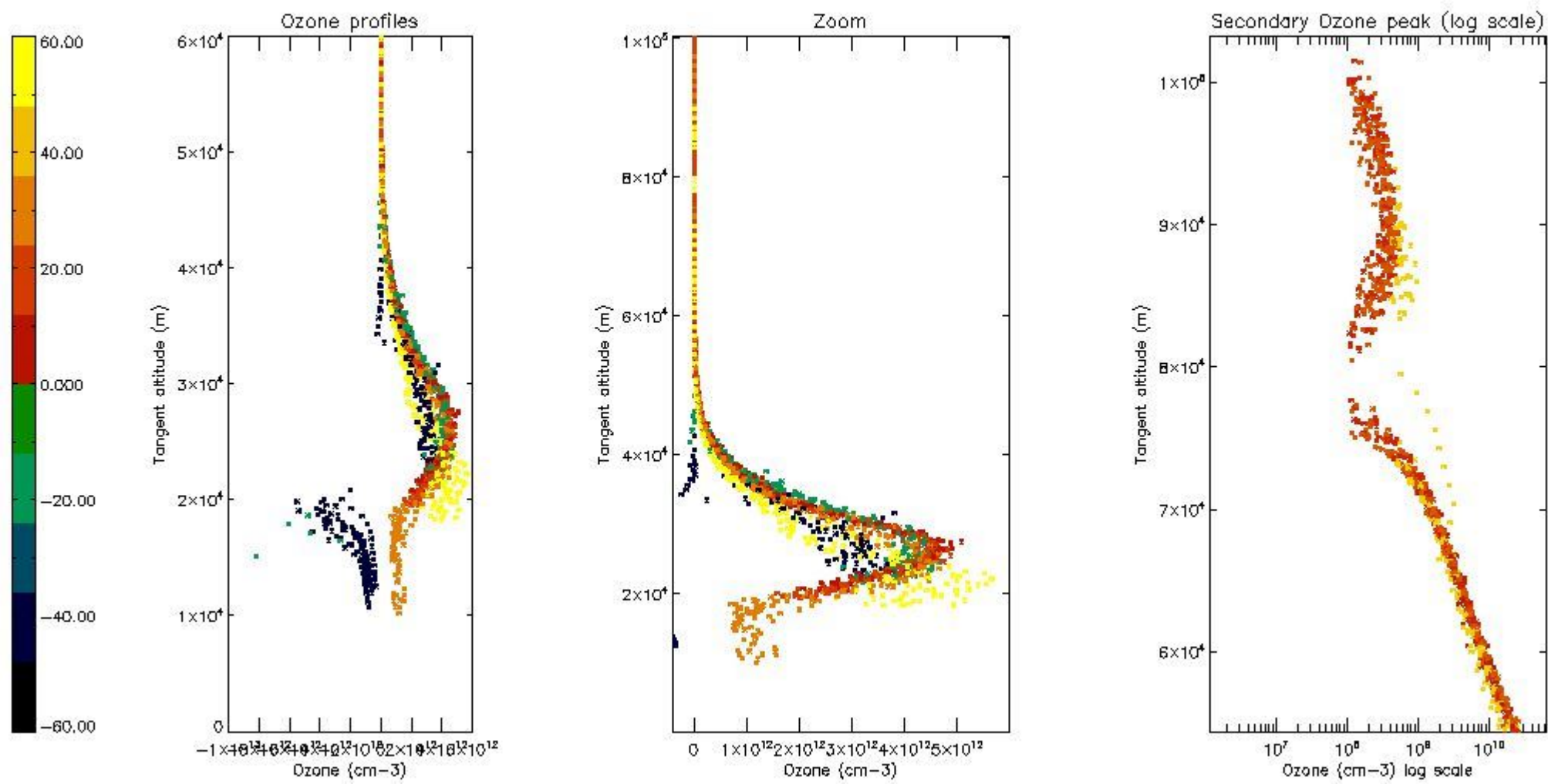
5.2 Plot ozone profiles for all STD (dark without errors)

The colorbar represents the latitude.



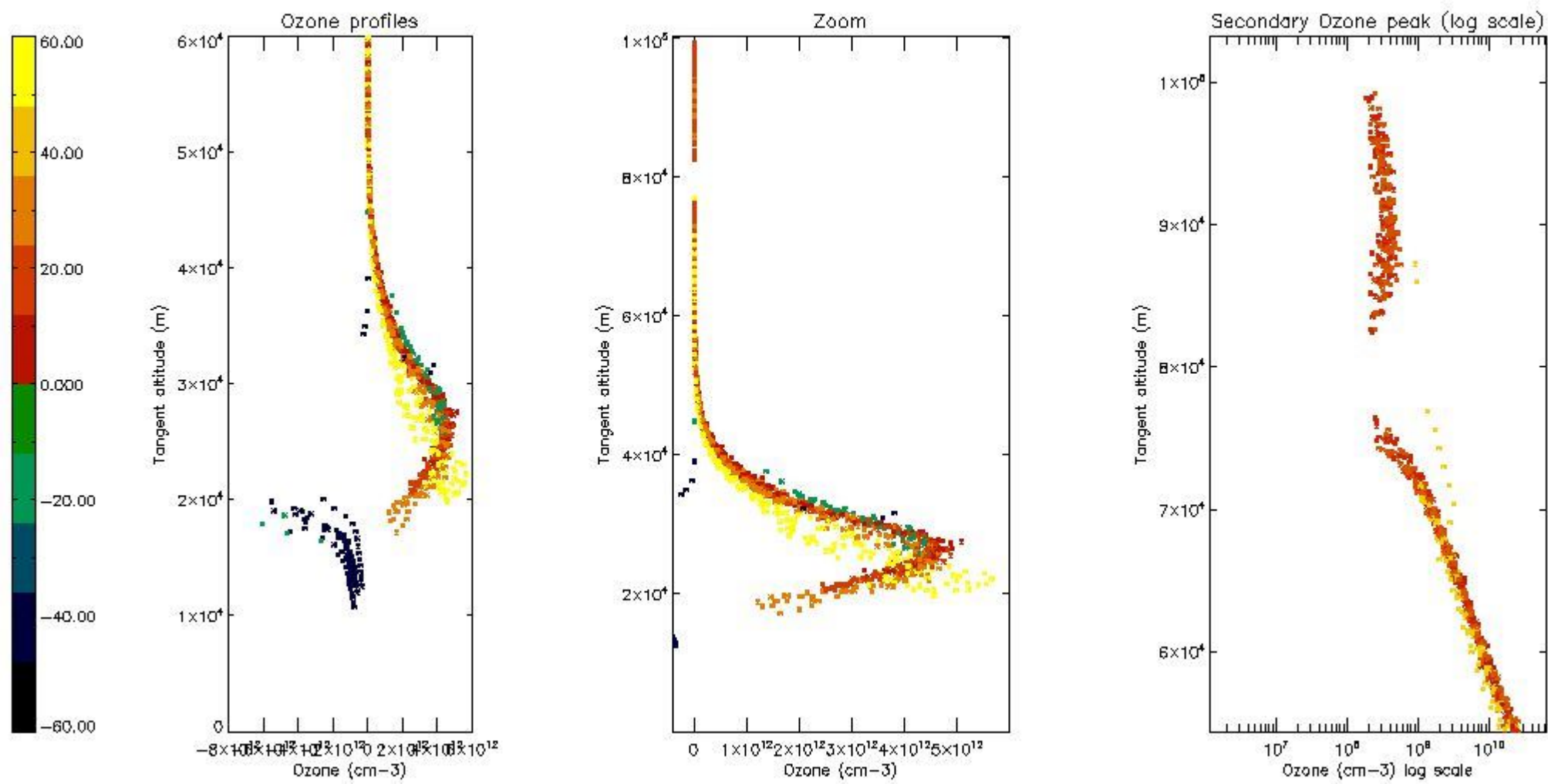
5.3 Plot ozone profiles where STD < 20% (dark without errors)

The colorbar represents the latitude.



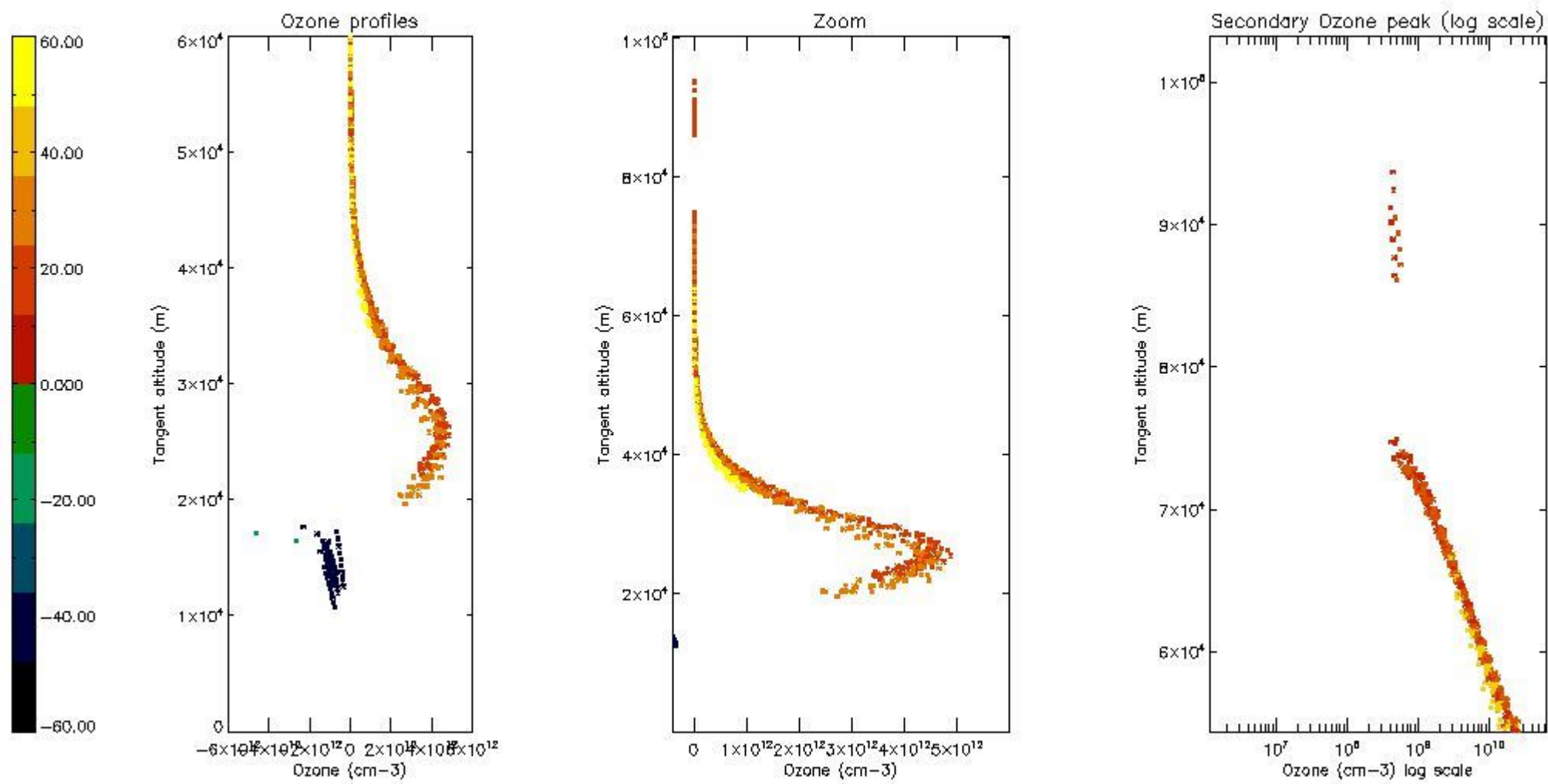
5.4 Plot ozone profiles where STD < 10% (dark without errors)

The colorbar represents the latitude.



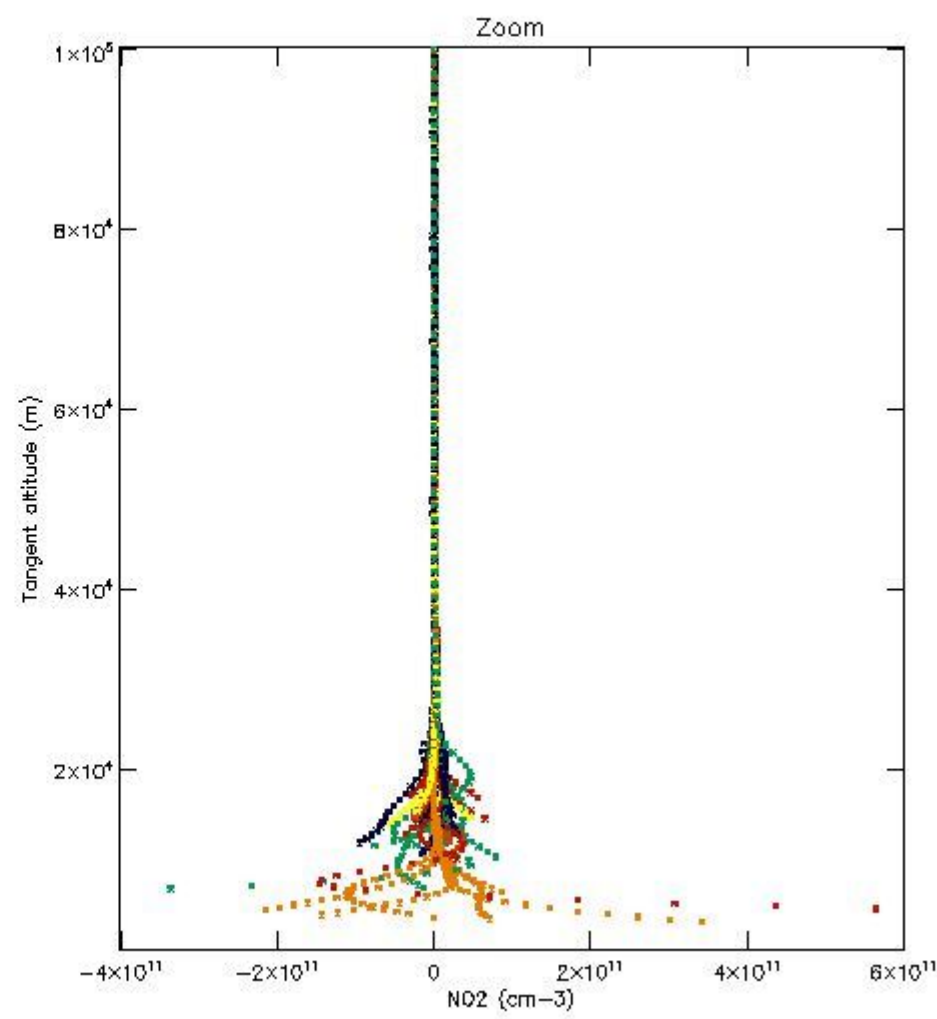
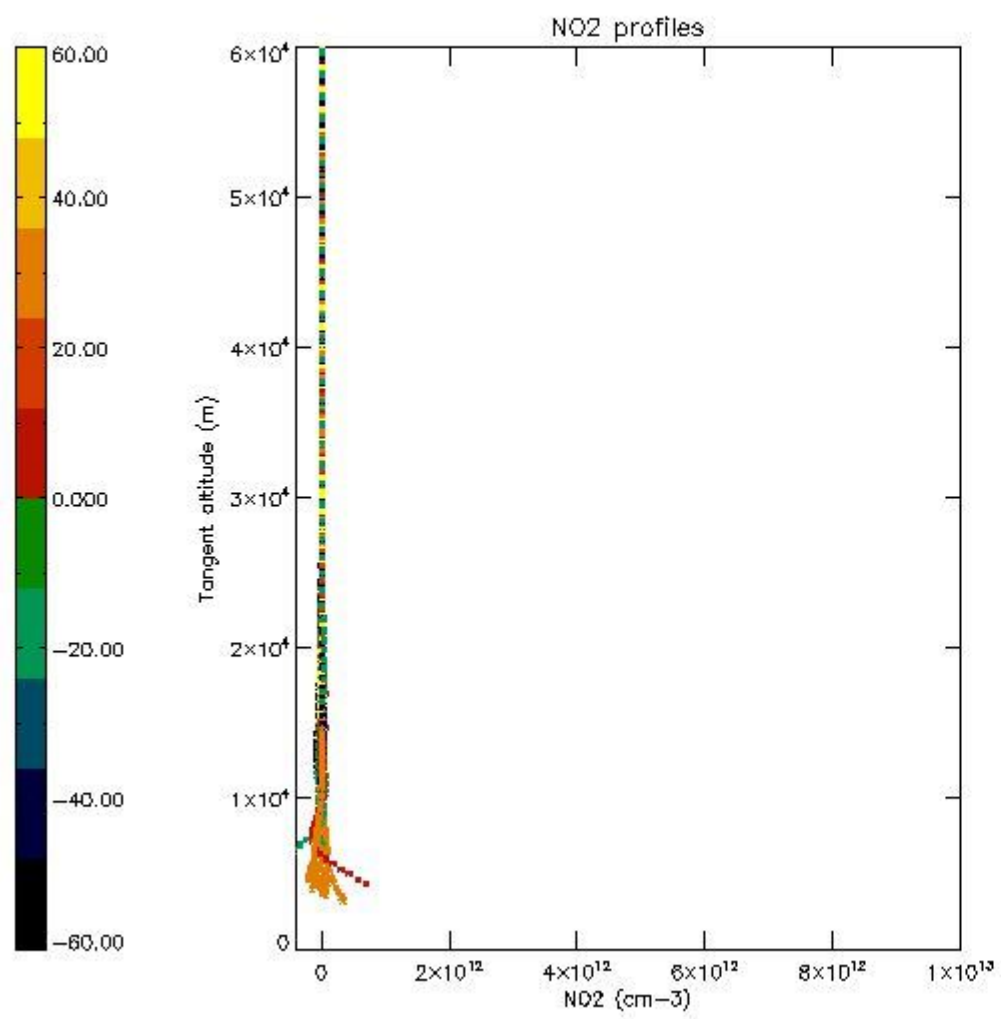
5.5 Plot ozone profiles where $STD < 5\%$ (dark without errors)

The colorbar represents the latitude.



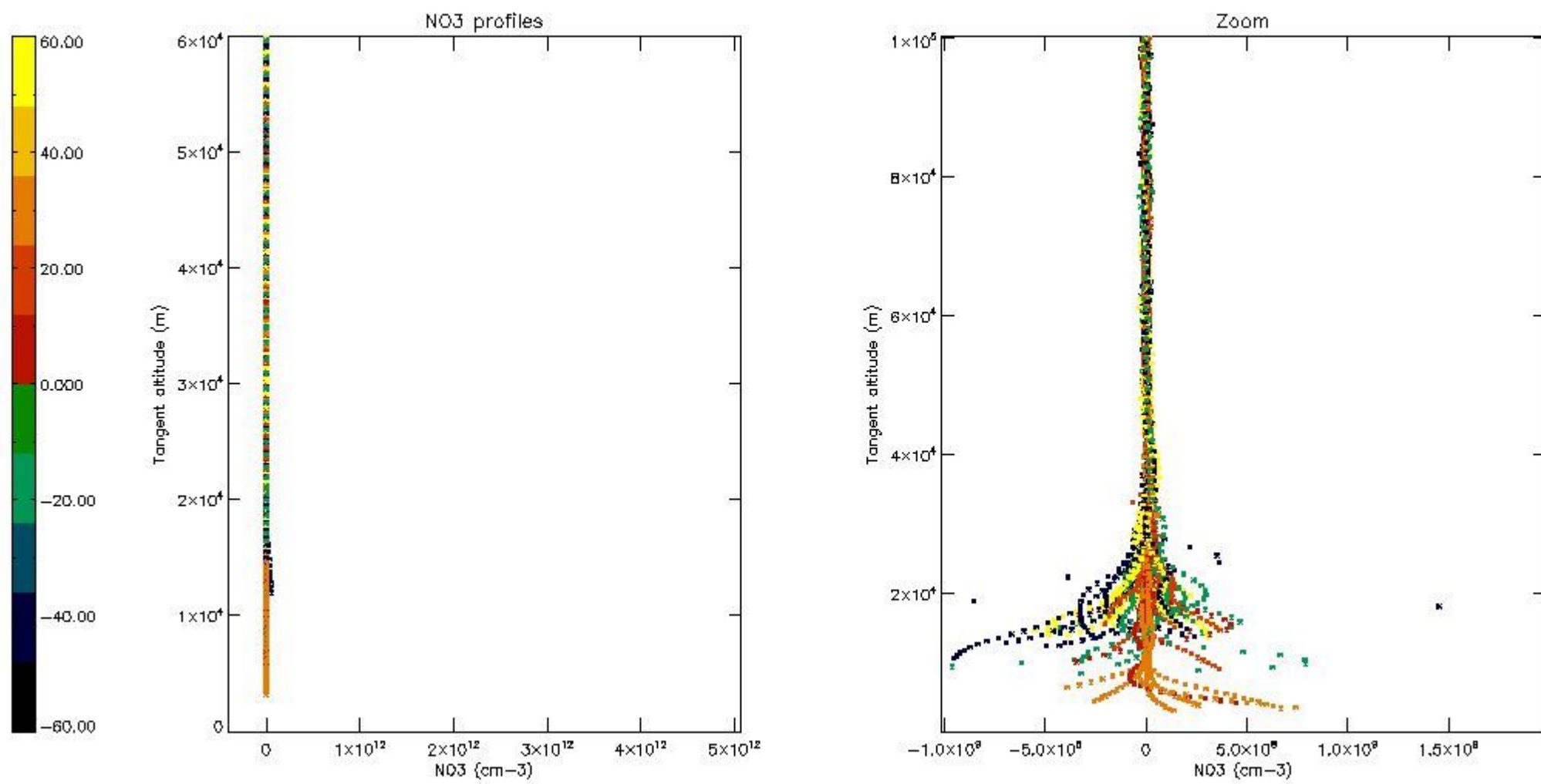
5.6 Plot NO₂ profiles for all STD (dark without errors)

The colorbar represents the latitude.



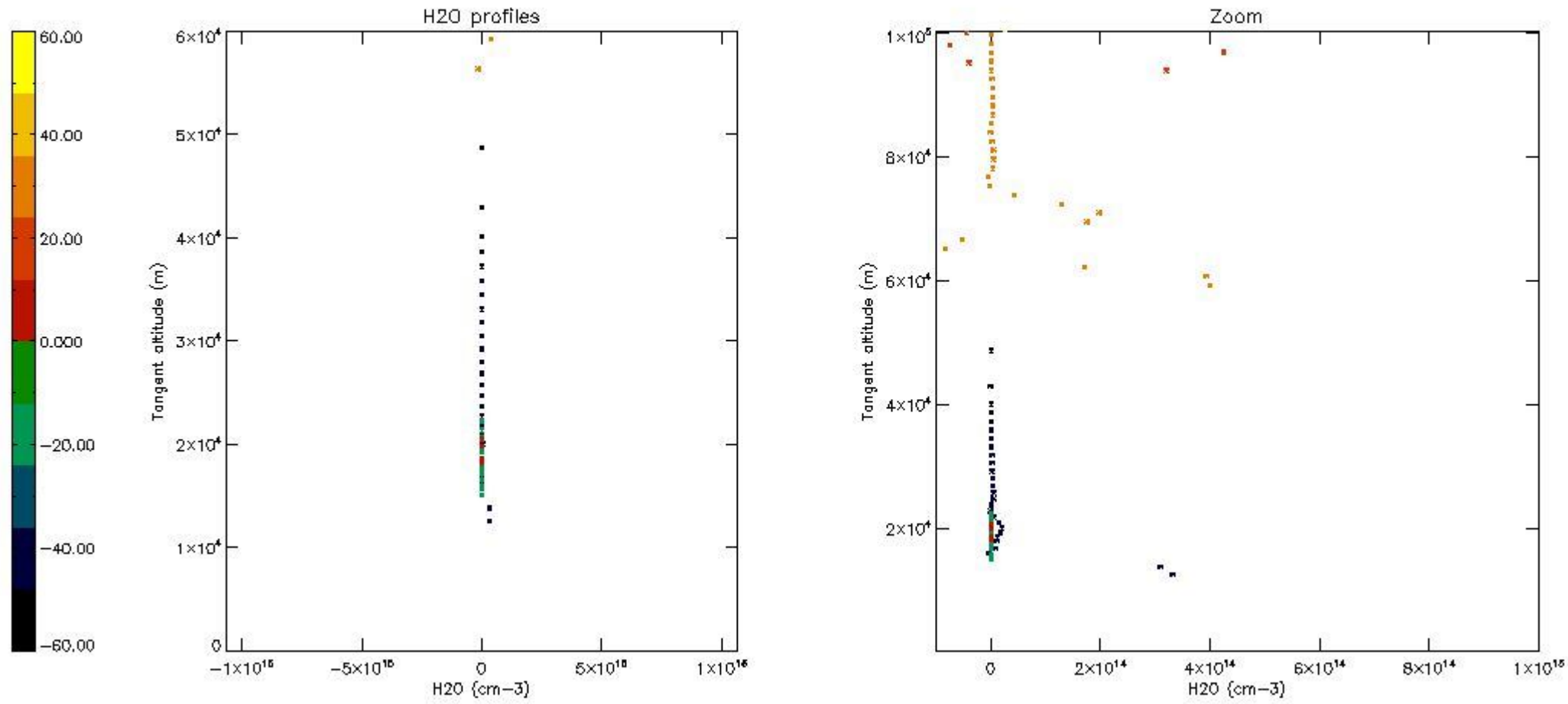
5.7 Plot NO3 profiles for all STD (dark without errors)

The colorbar represents the latitude.



5.8 Plot H₂O profiles for all STD (only for occultations of stars 1,2,3,4,13,14,16,26,63 dark without errors)

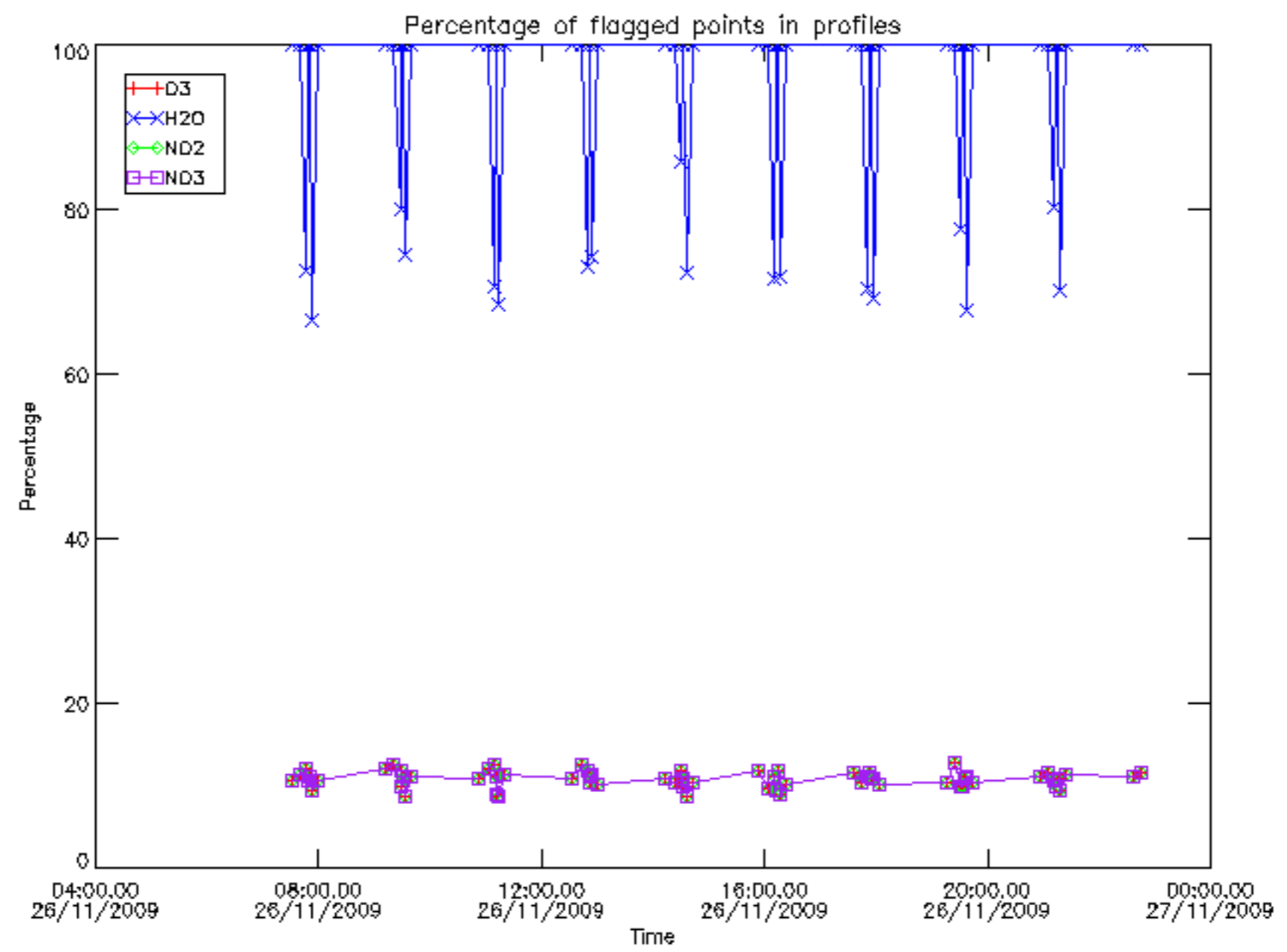
The colorbar represents the latitude.



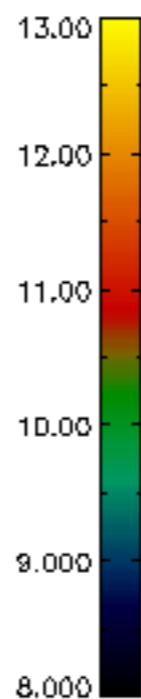
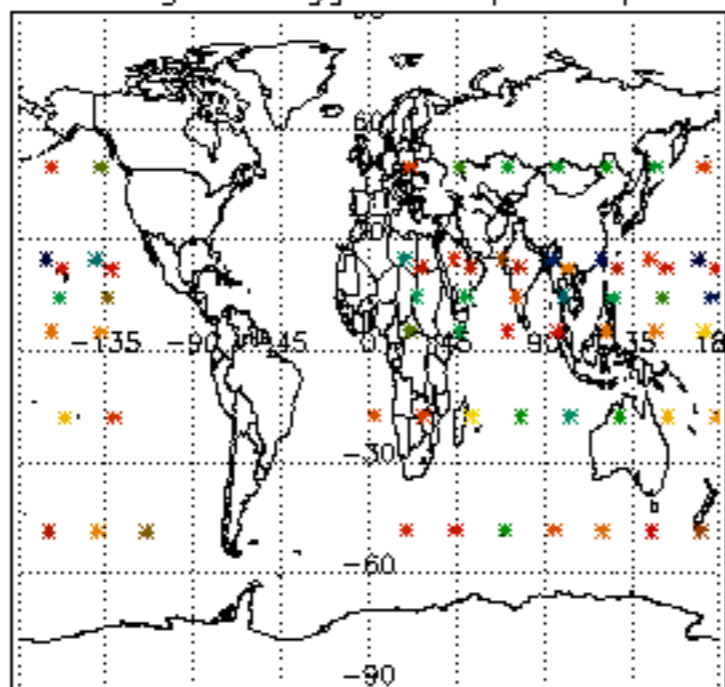
6. Auxiliary Data Files used for the production reported in section 2

The number reported in the third column indicates since which file (see list in section 2) the corresponding auxiliary file has been used. The fourth column is the date of those product files.

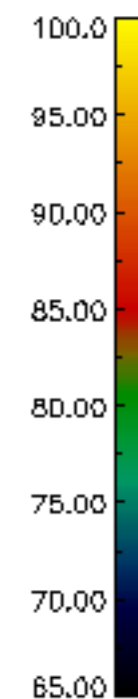
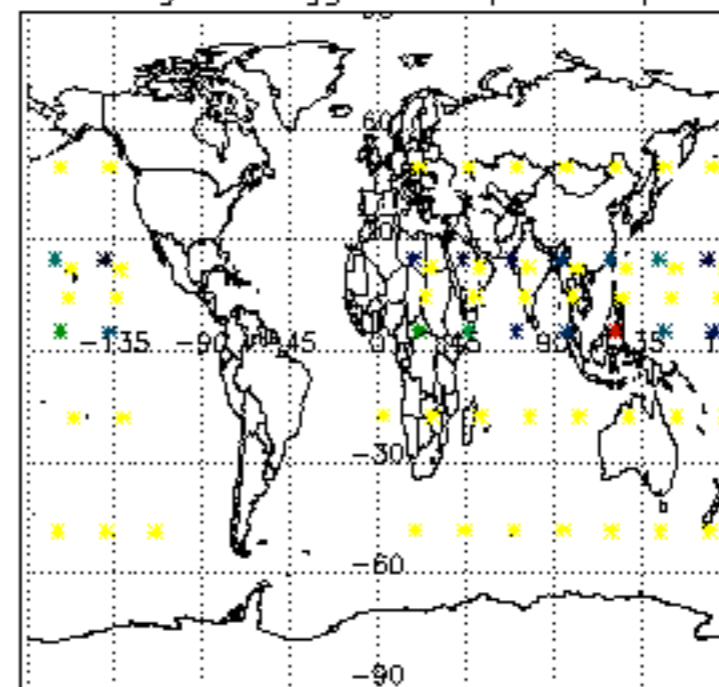
Type	Auxiliary Filename	Used since product	Used since product date
INST_PHYS_CHARACTERISTICS	GOM_INS_AXVIEC20091111_143220_20030716_120000_20500101_000000	1	26-NOV-2009 07:03:26
LEVEL-2_PROC_CONFIG	GOM_PR2_AXVIEC20091111_152718_20020301_000000_20500101_000000	1	26-NOV-2009 07:03:26
CROSS_SECTIONS_FILE	GOM_CRS_AXVIEC20091111_154832_20020301_000000_20500101_000000	1	26-NOV-2009 07:03:26



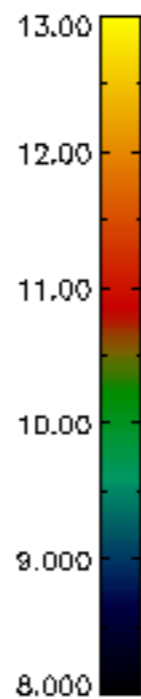
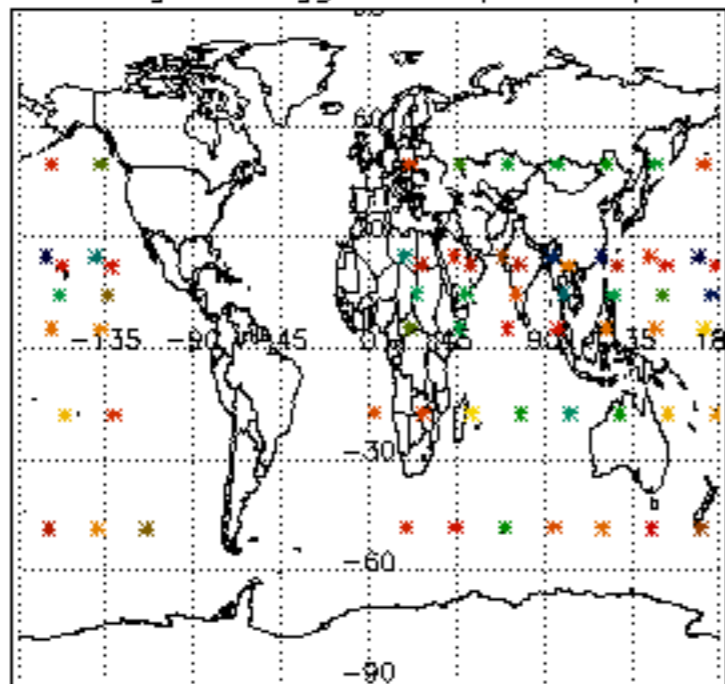
Percentage of flagged data per D3 profile



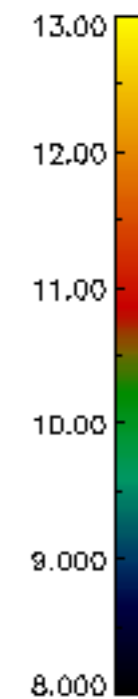
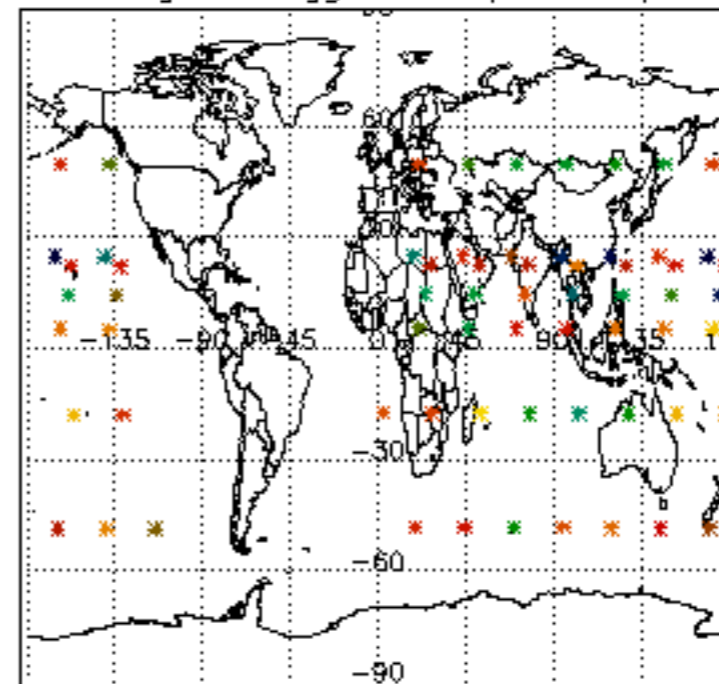
Percentage of flagged data per H2O profile

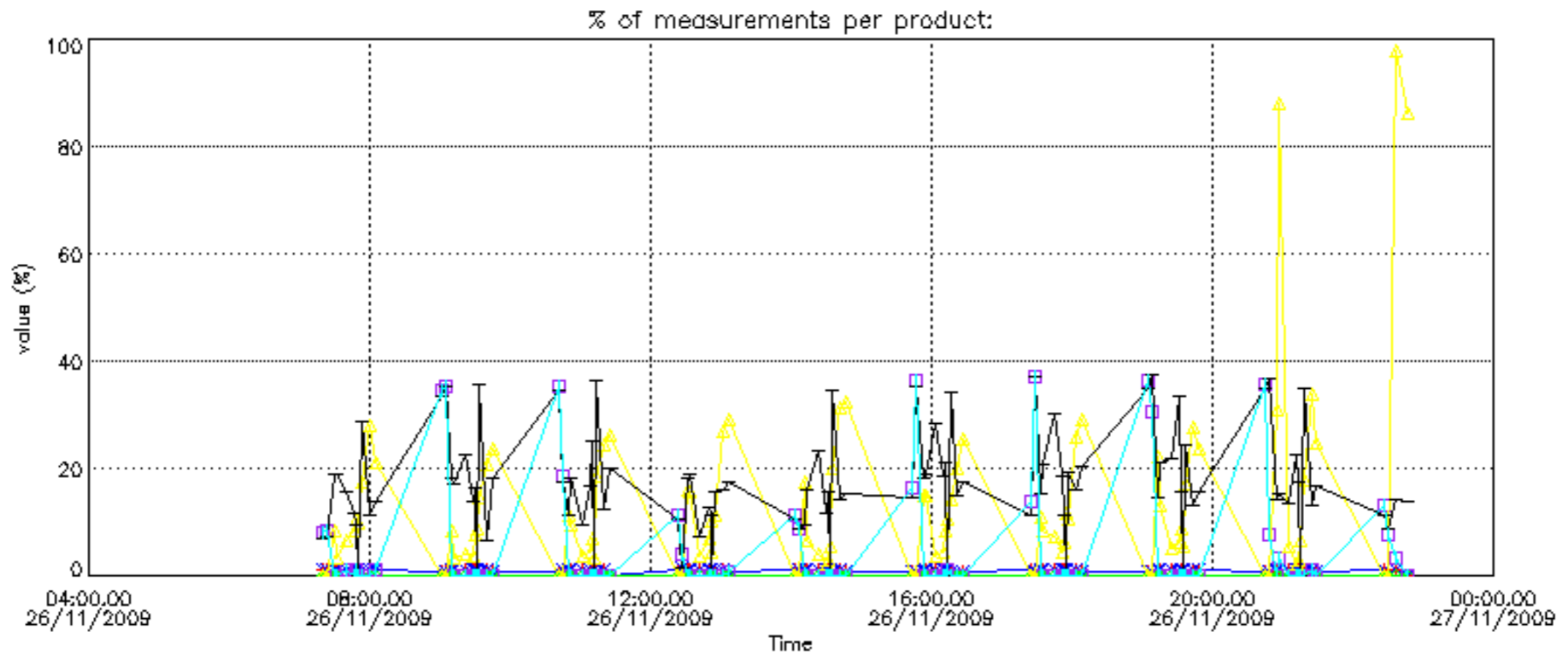


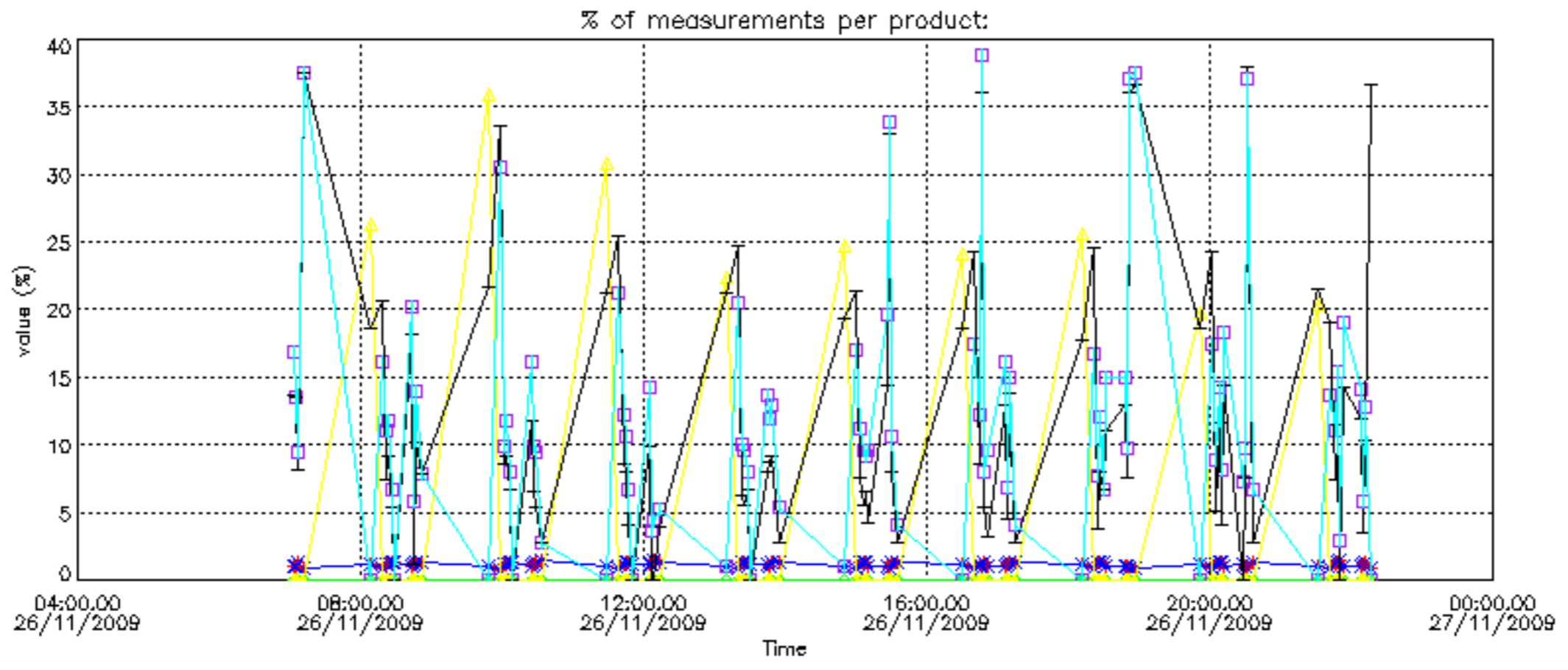
Percentage of flagged data per NO2 profile



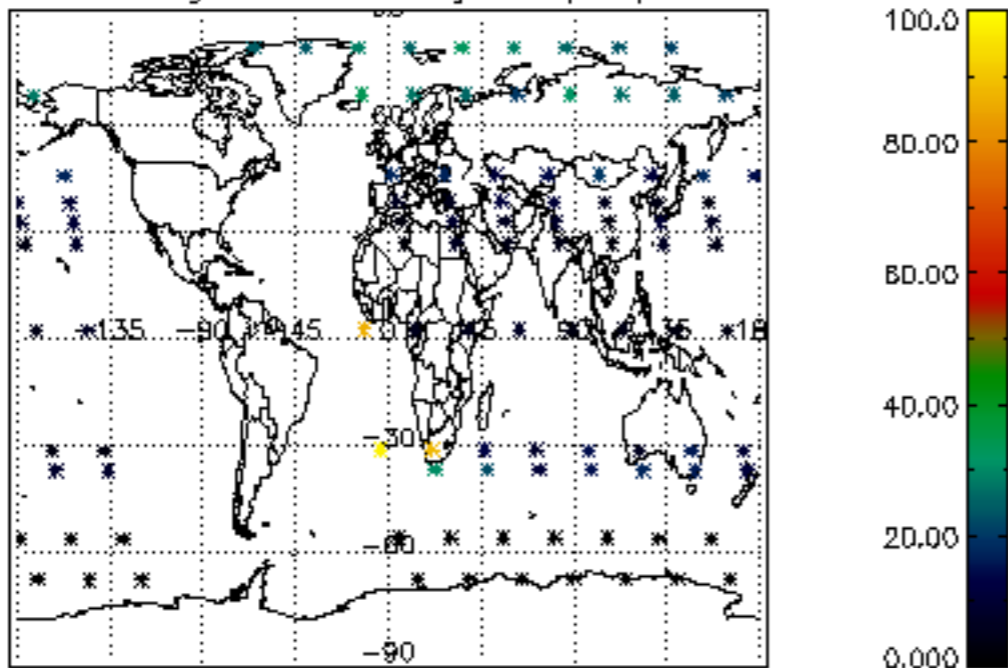
Percentage of flagged data per NO3 profile



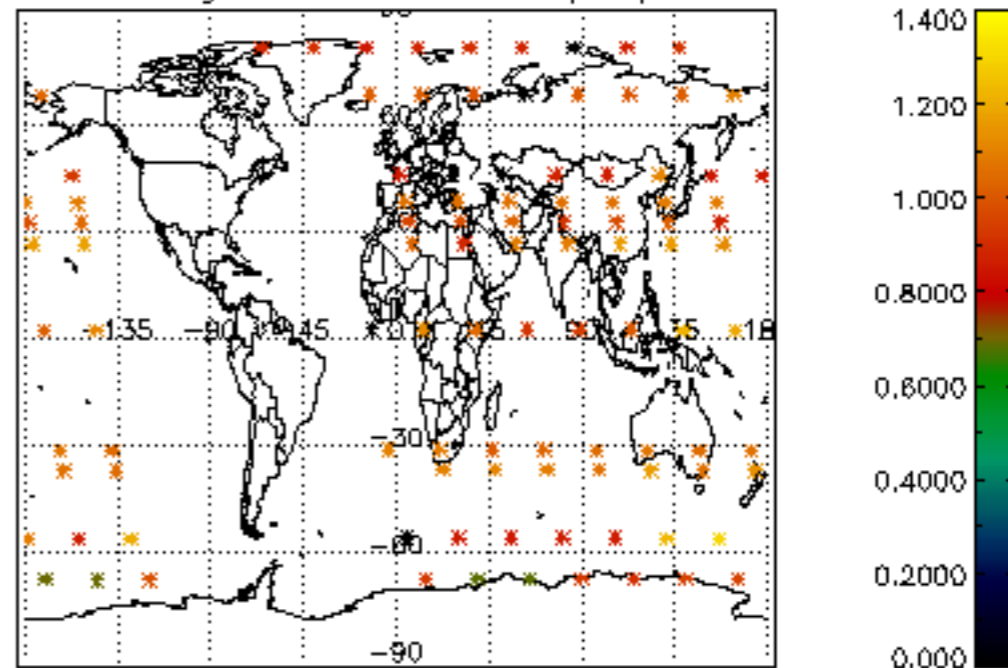




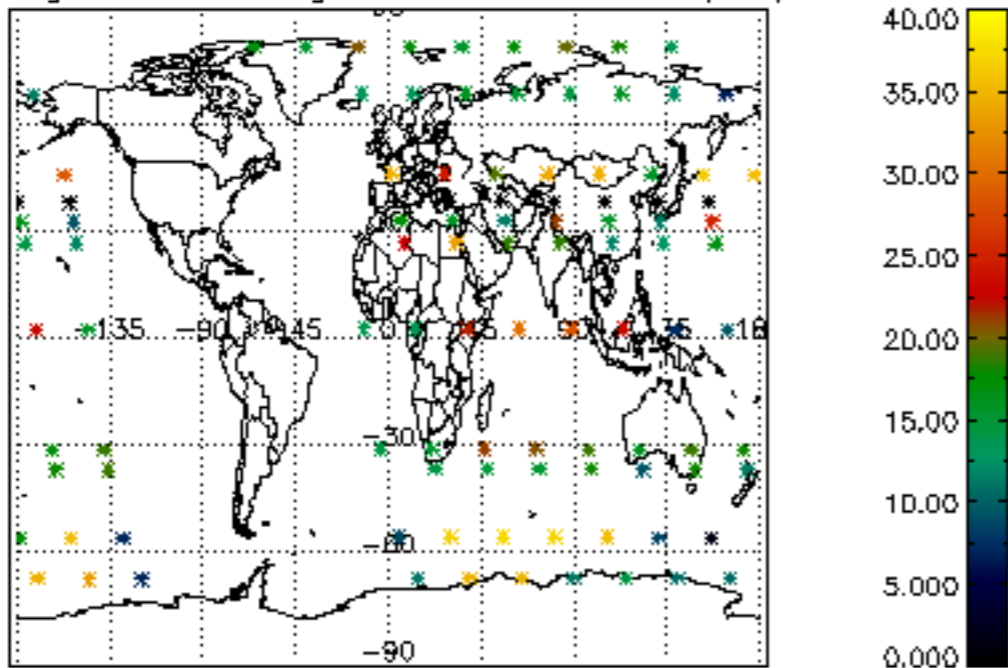
Percentage of cosmic ray hits per profile



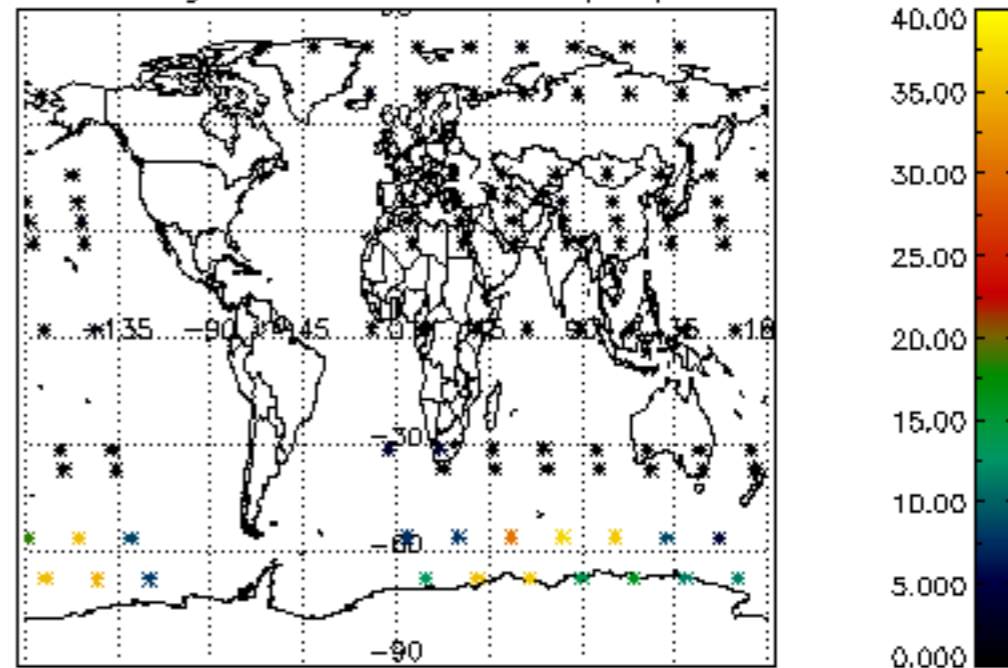
Percentage of datation errors per profile



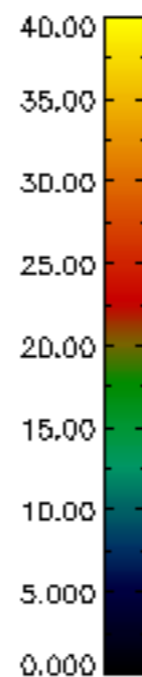
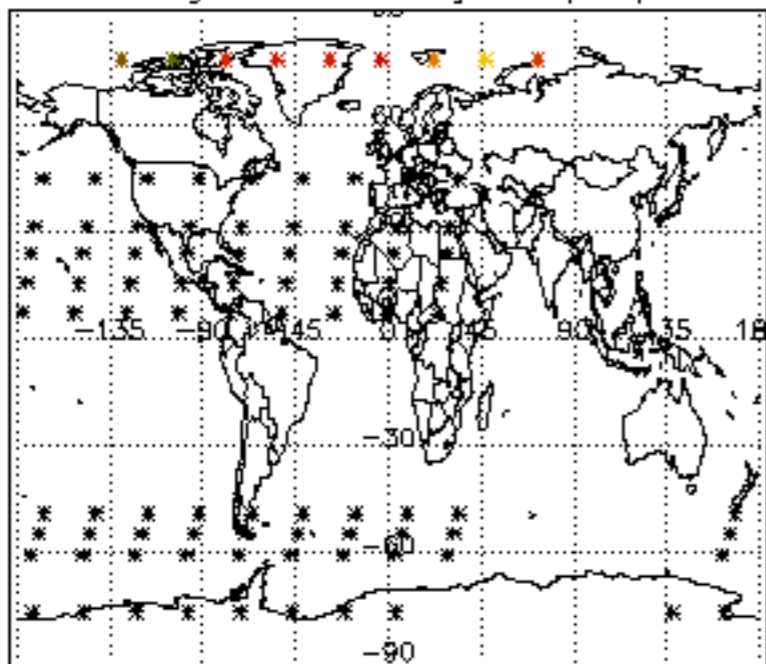
Percentage of star falling outside central band per profile




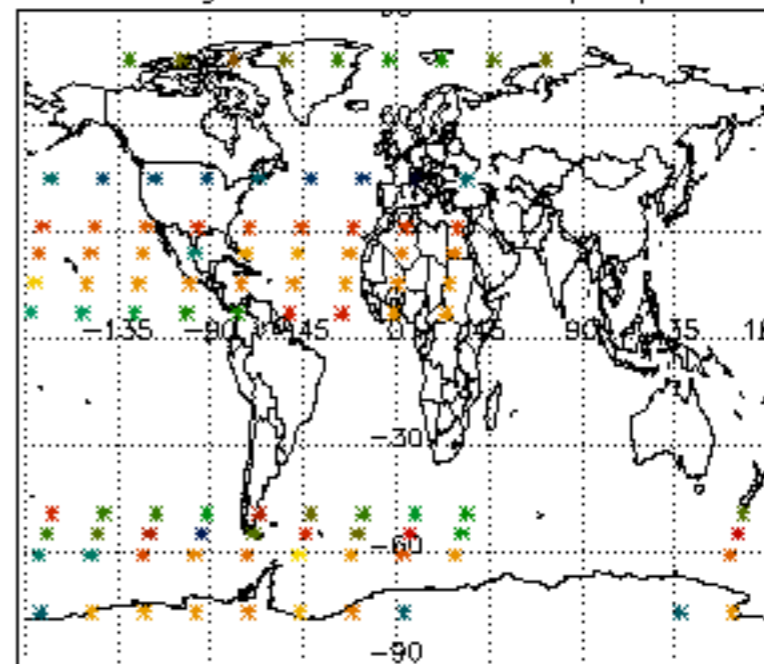
Percentage of saturation errors per profile



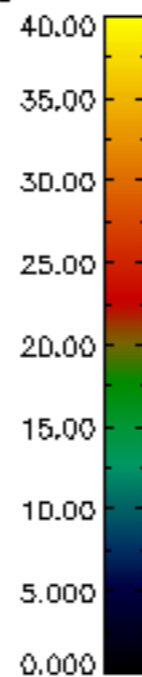
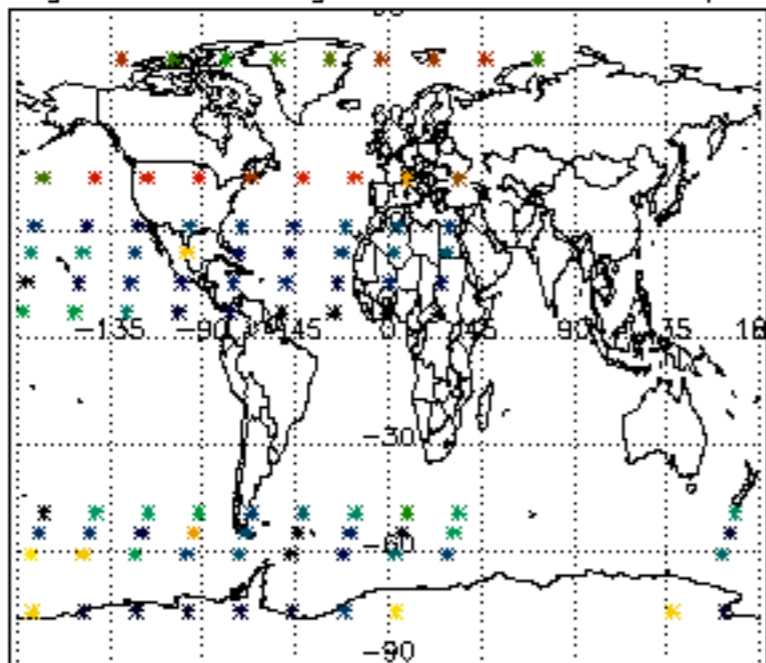
Percentage of cosmic ray hits per profile



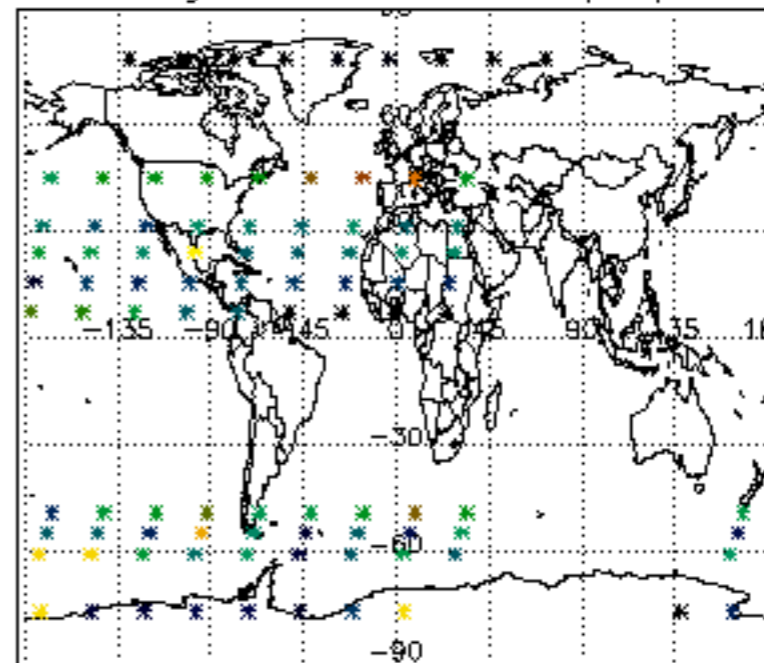
Percentage of datation errors per profile

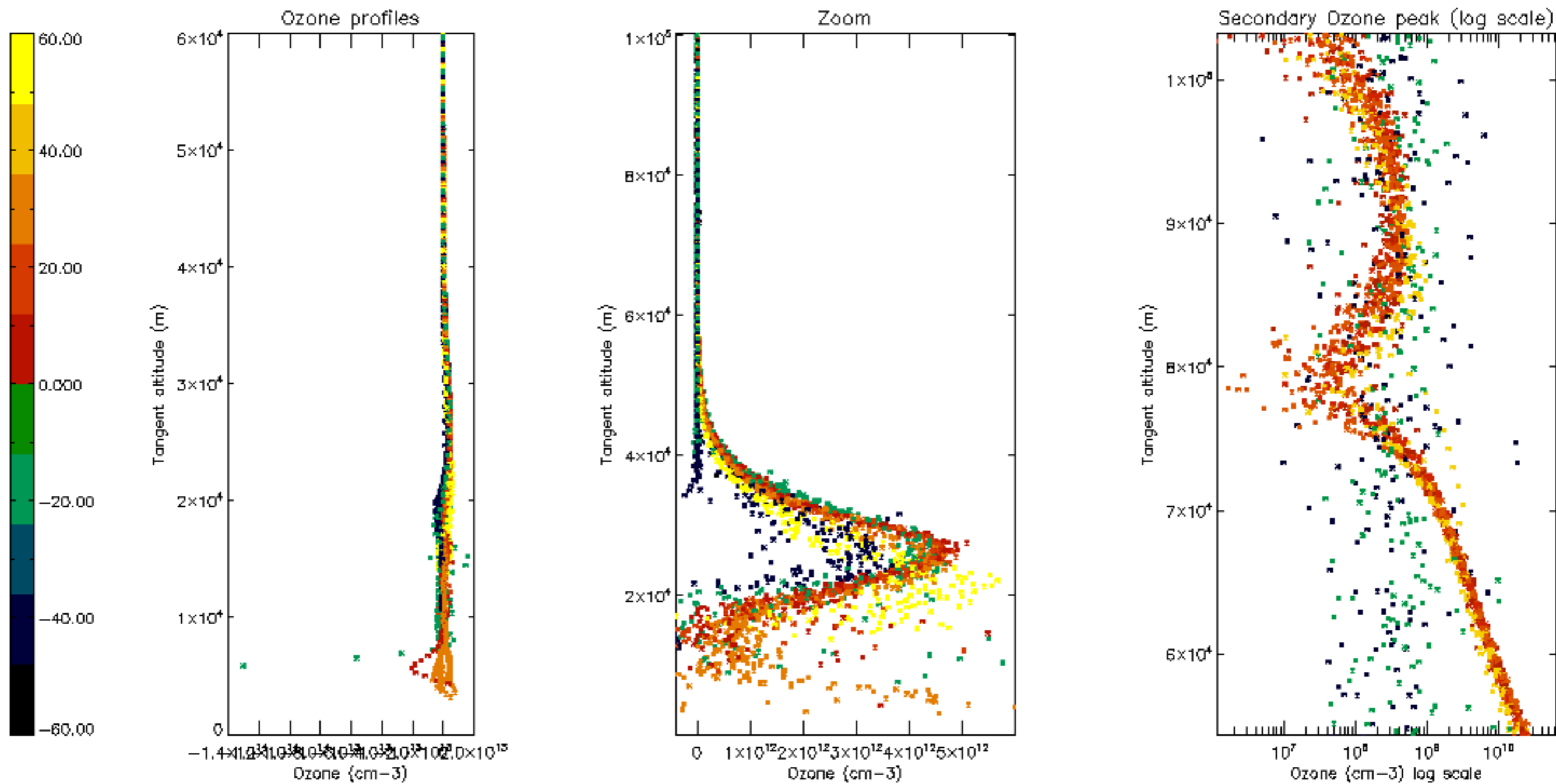


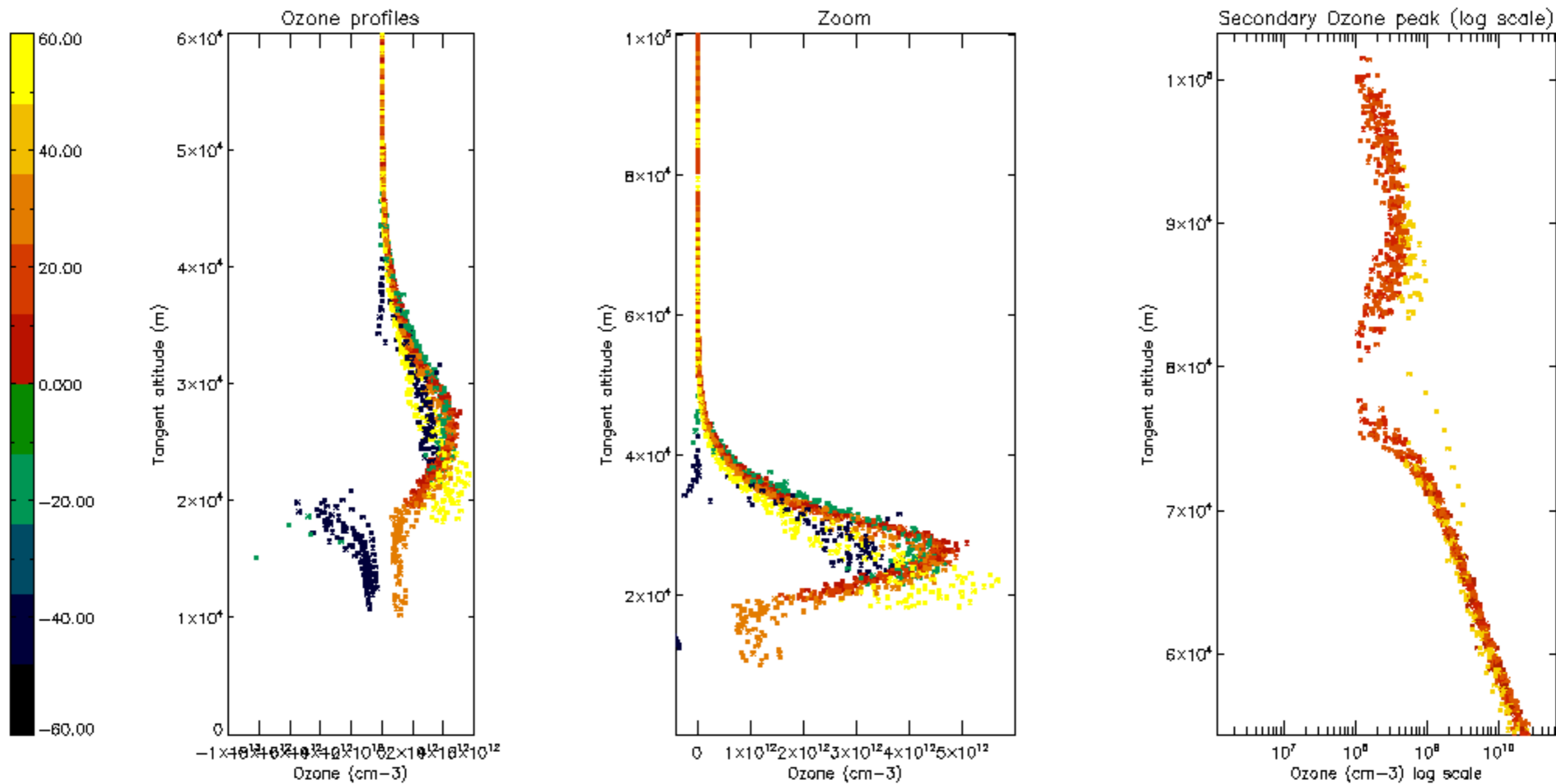
Percentage of star falling outside central band per profile

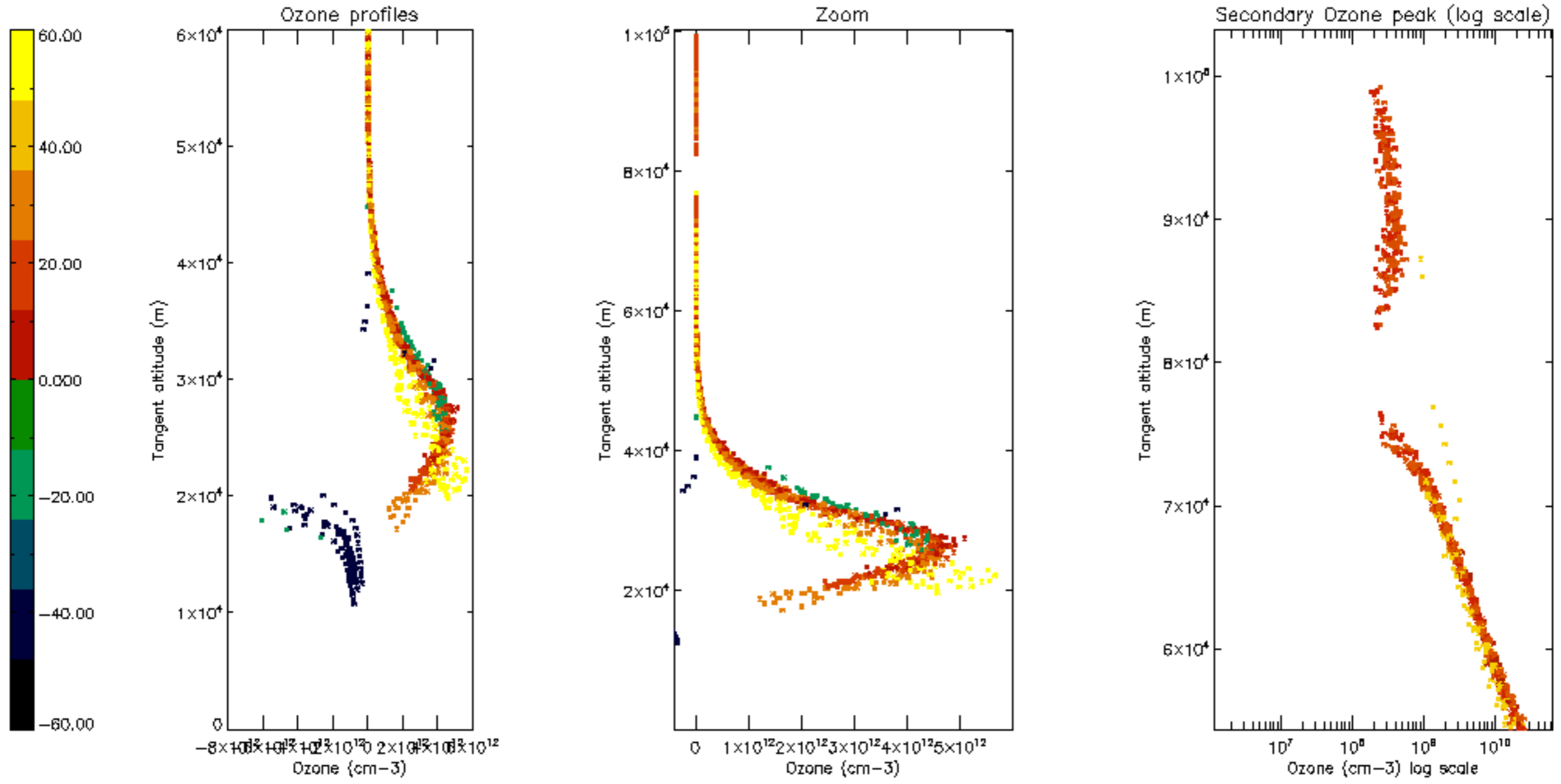


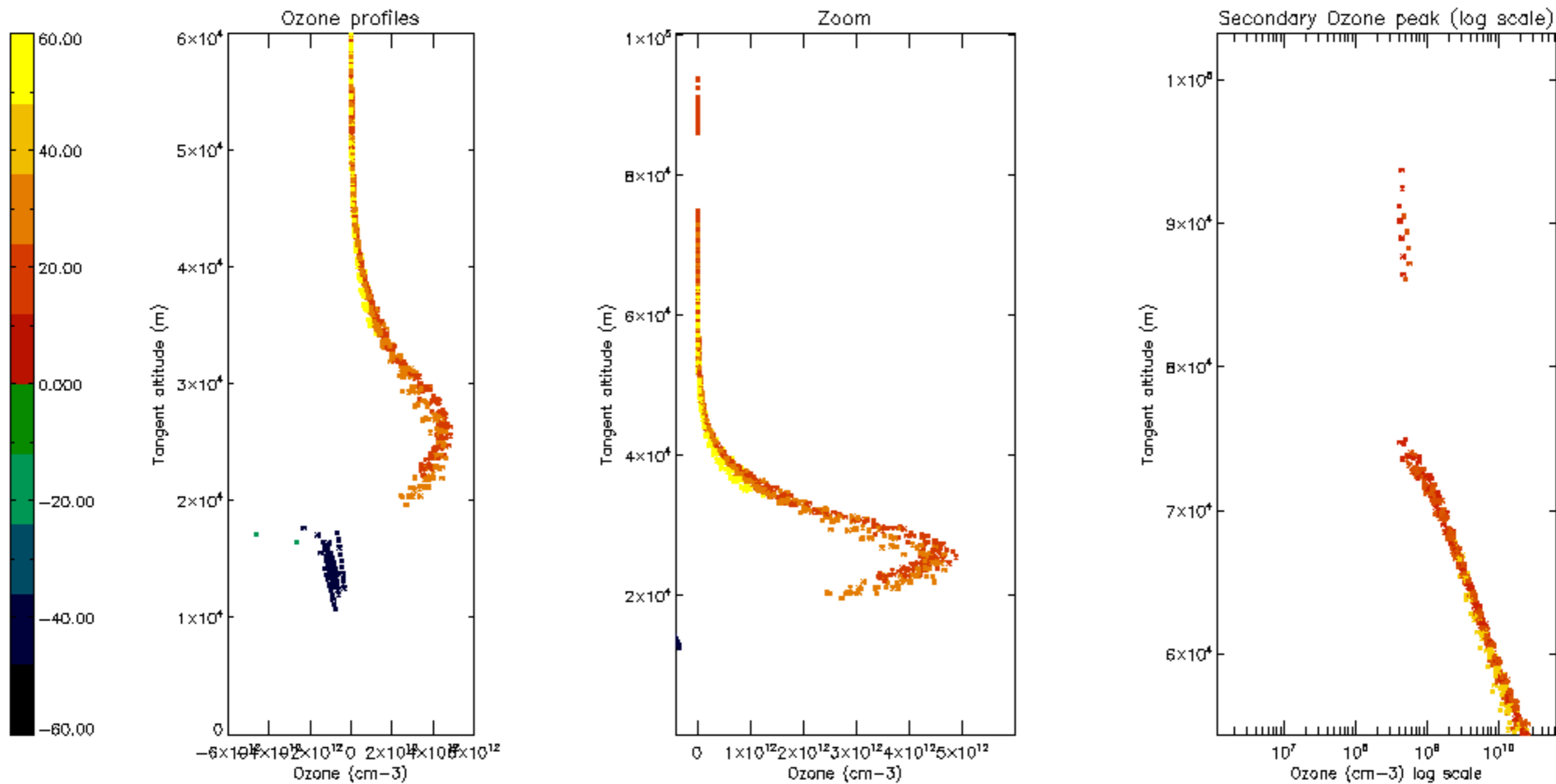
Percentage of saturation errors per profile

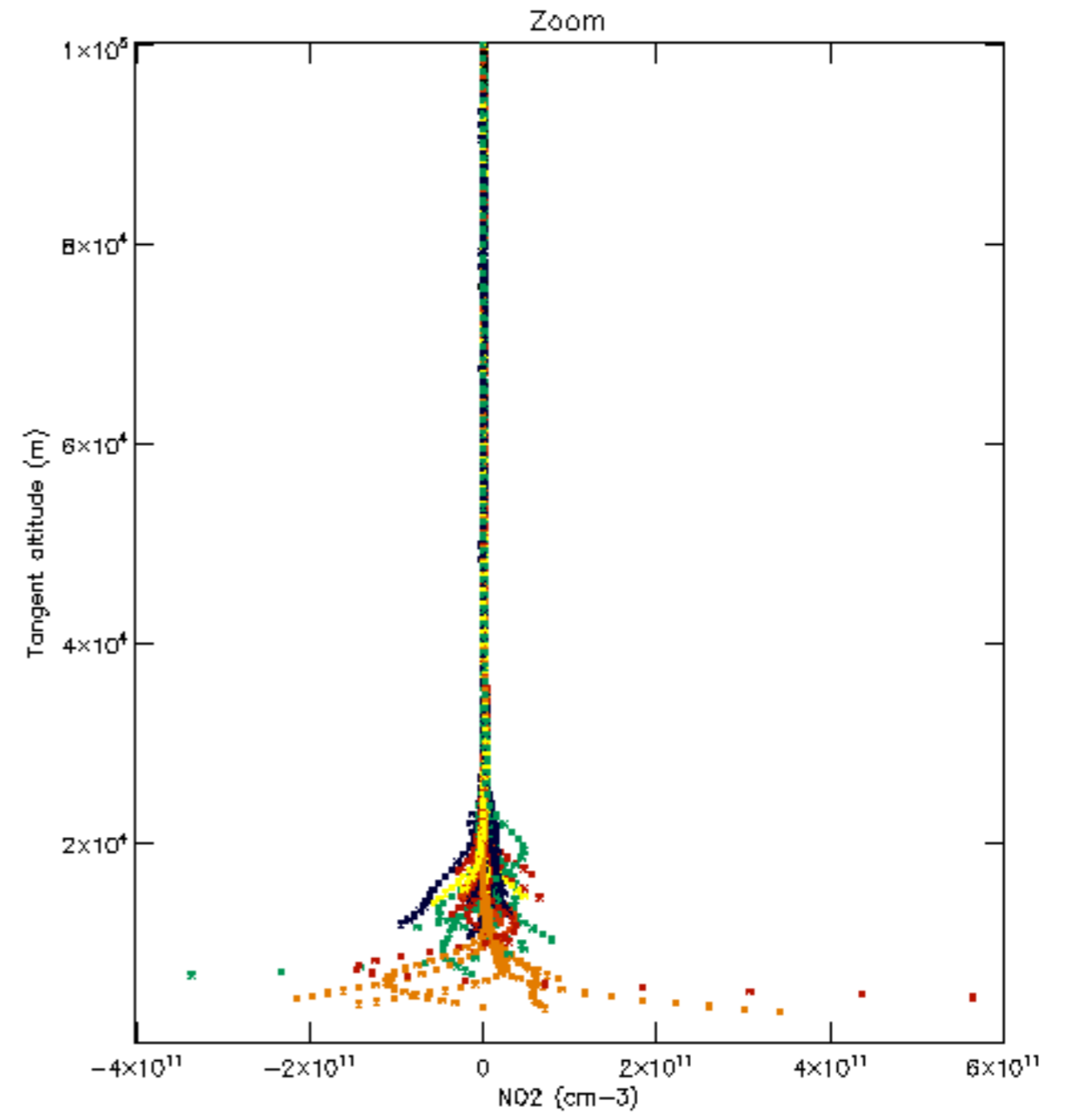
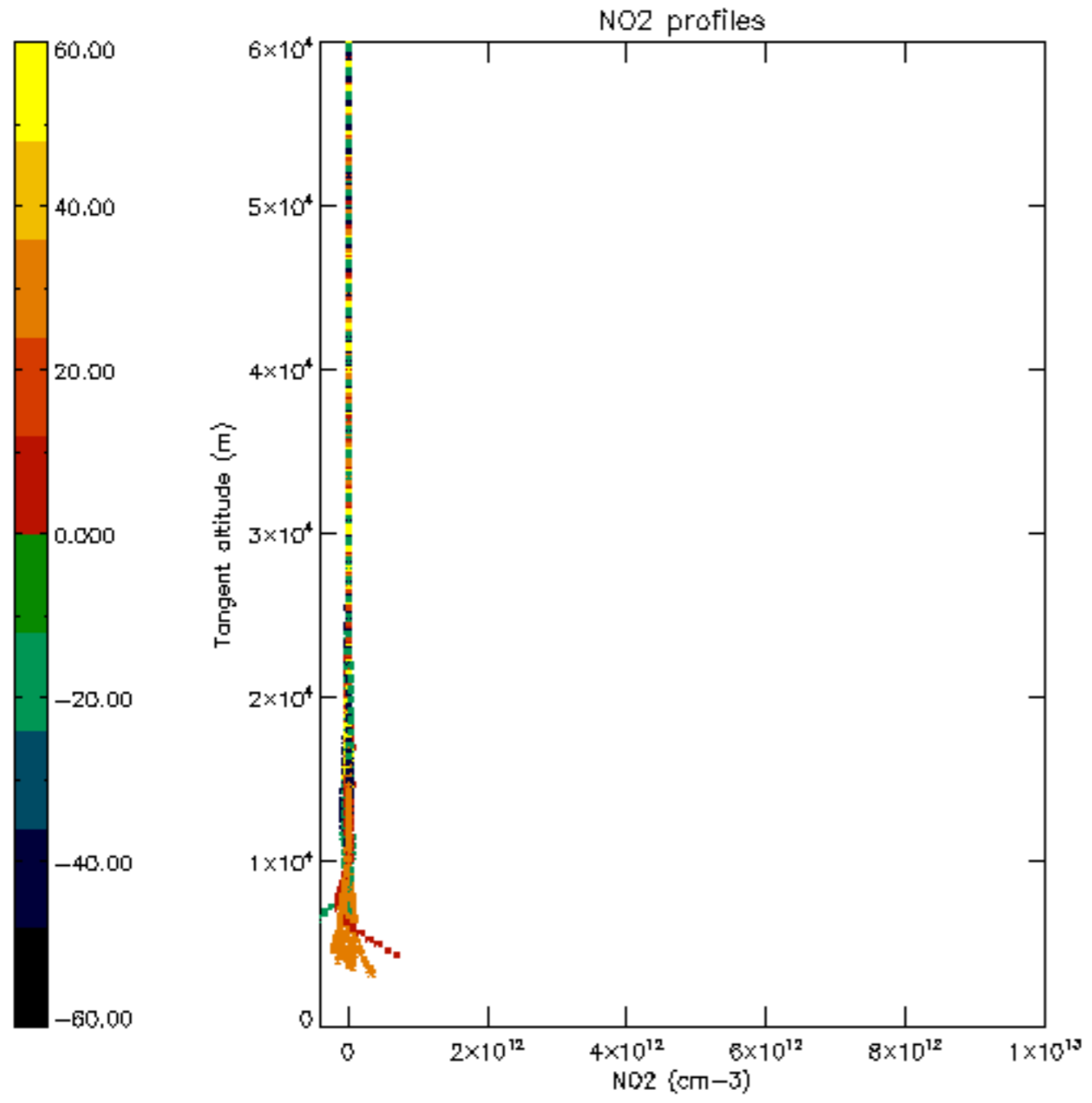


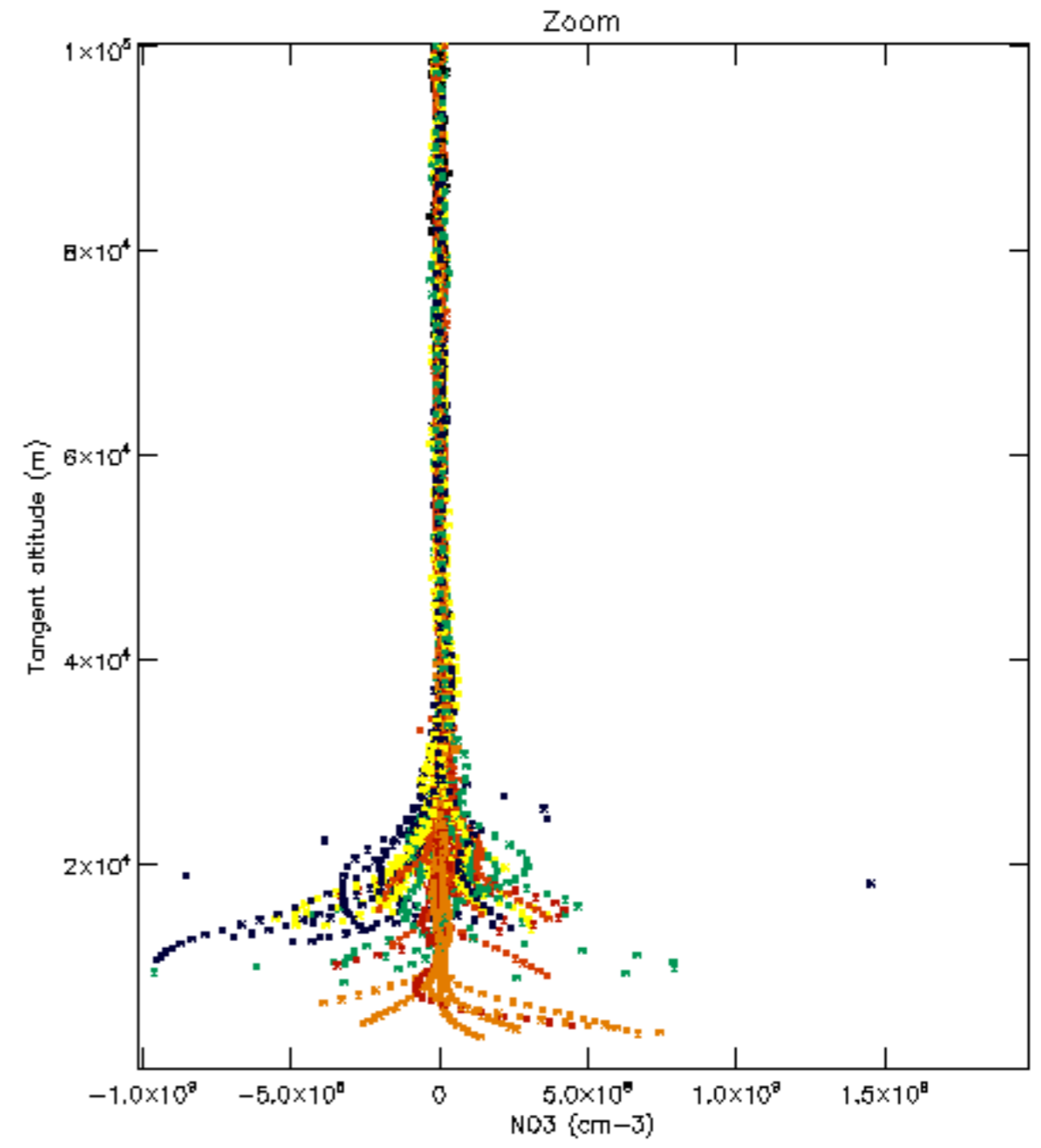
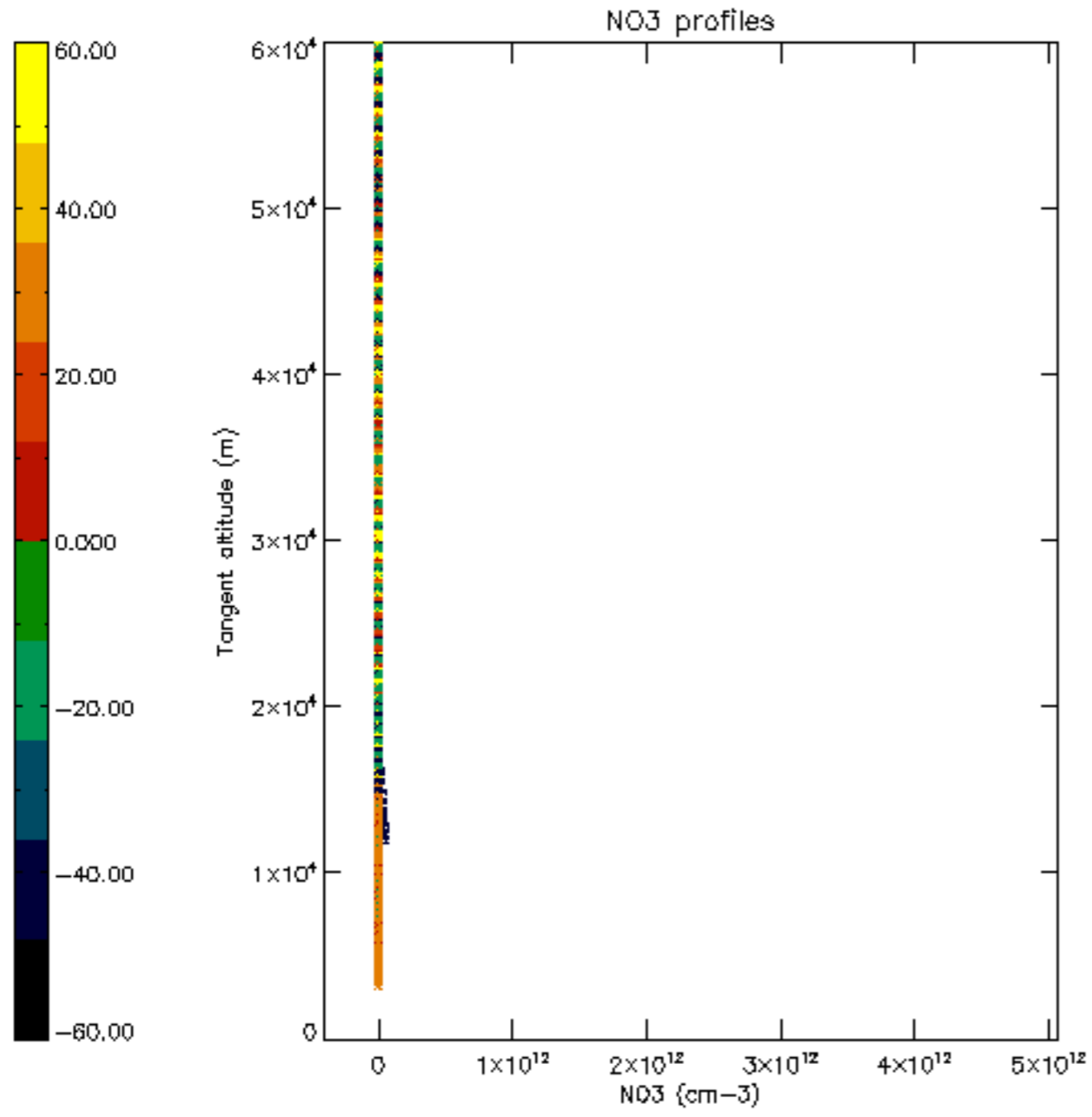


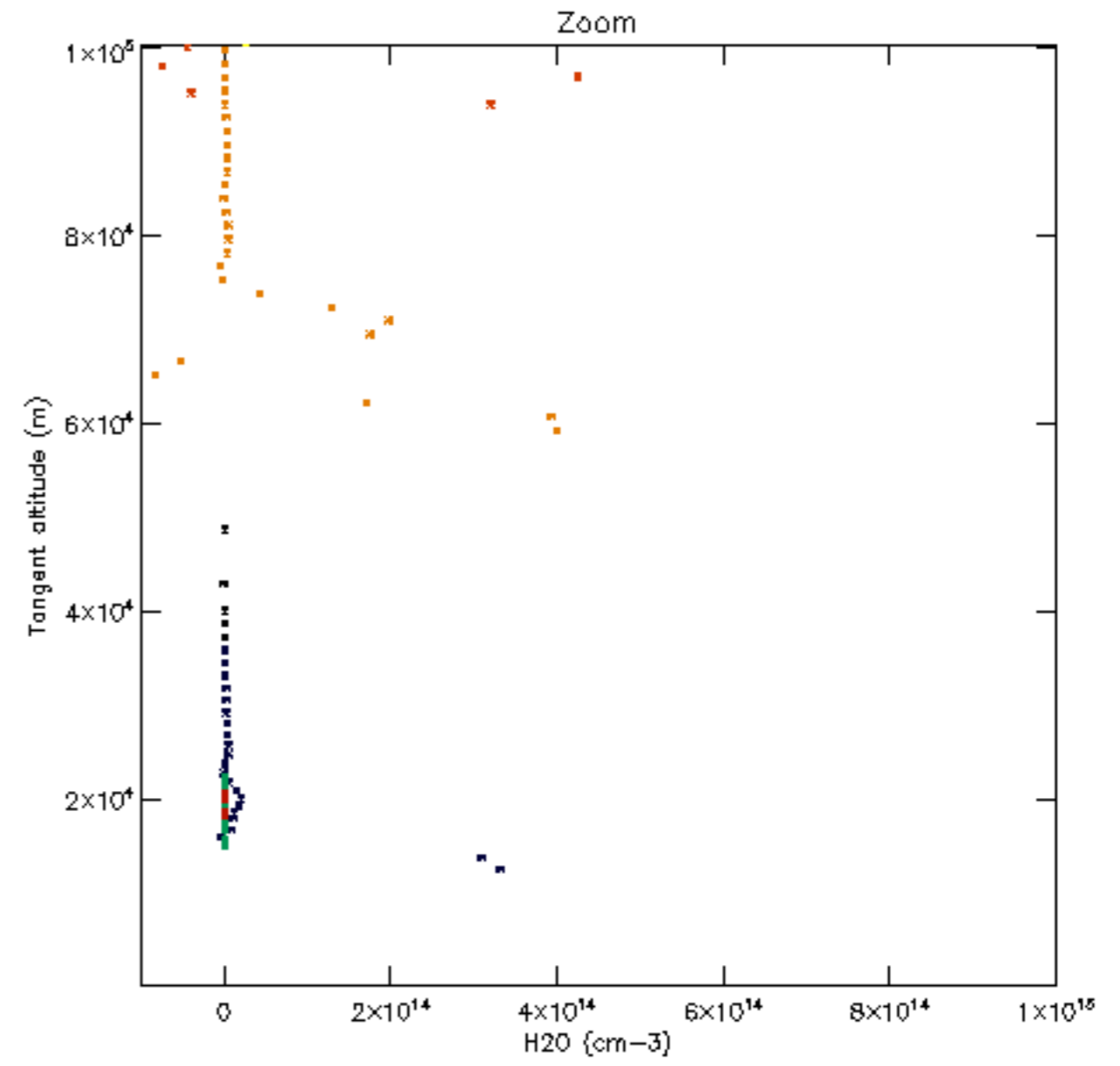
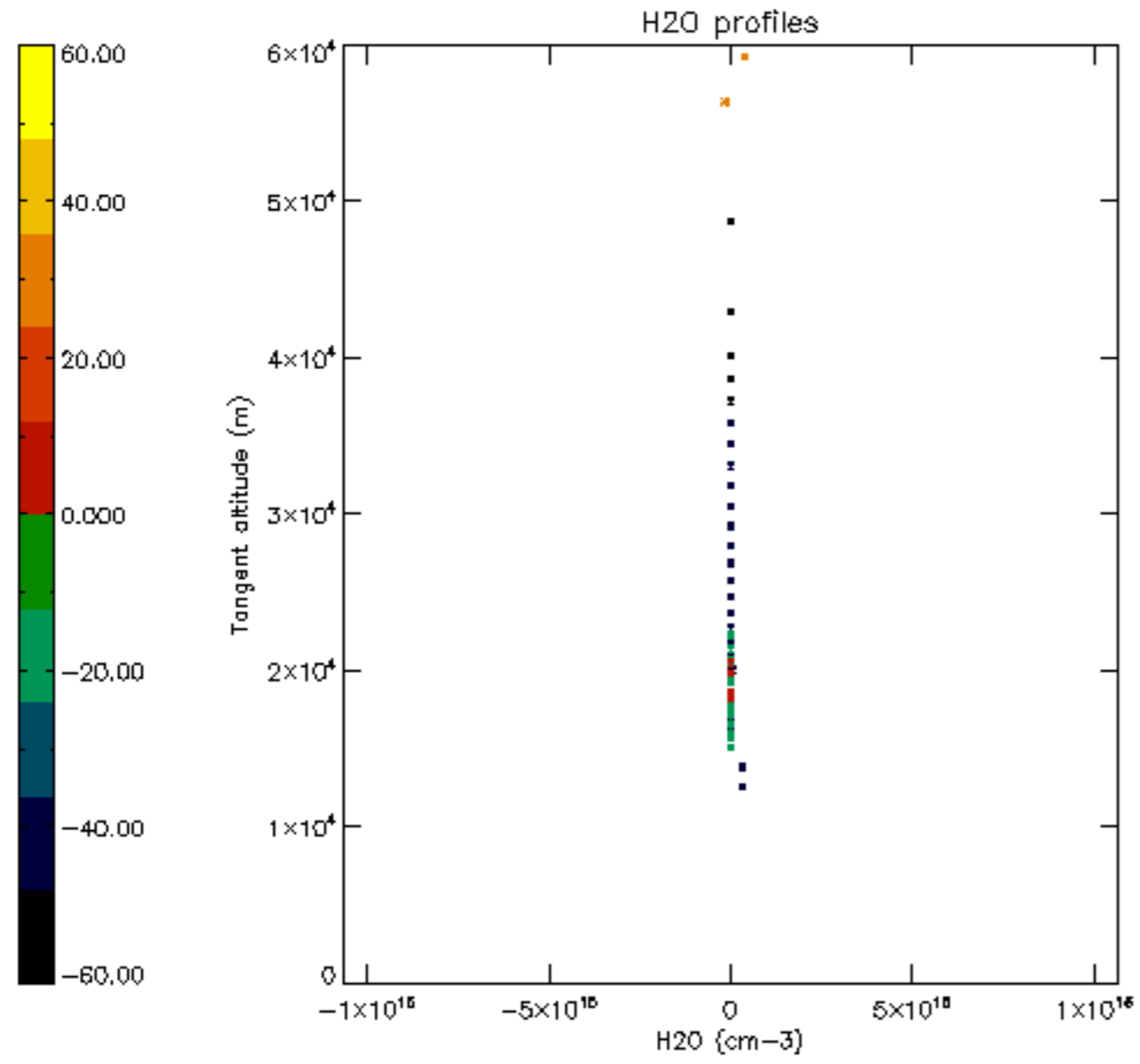


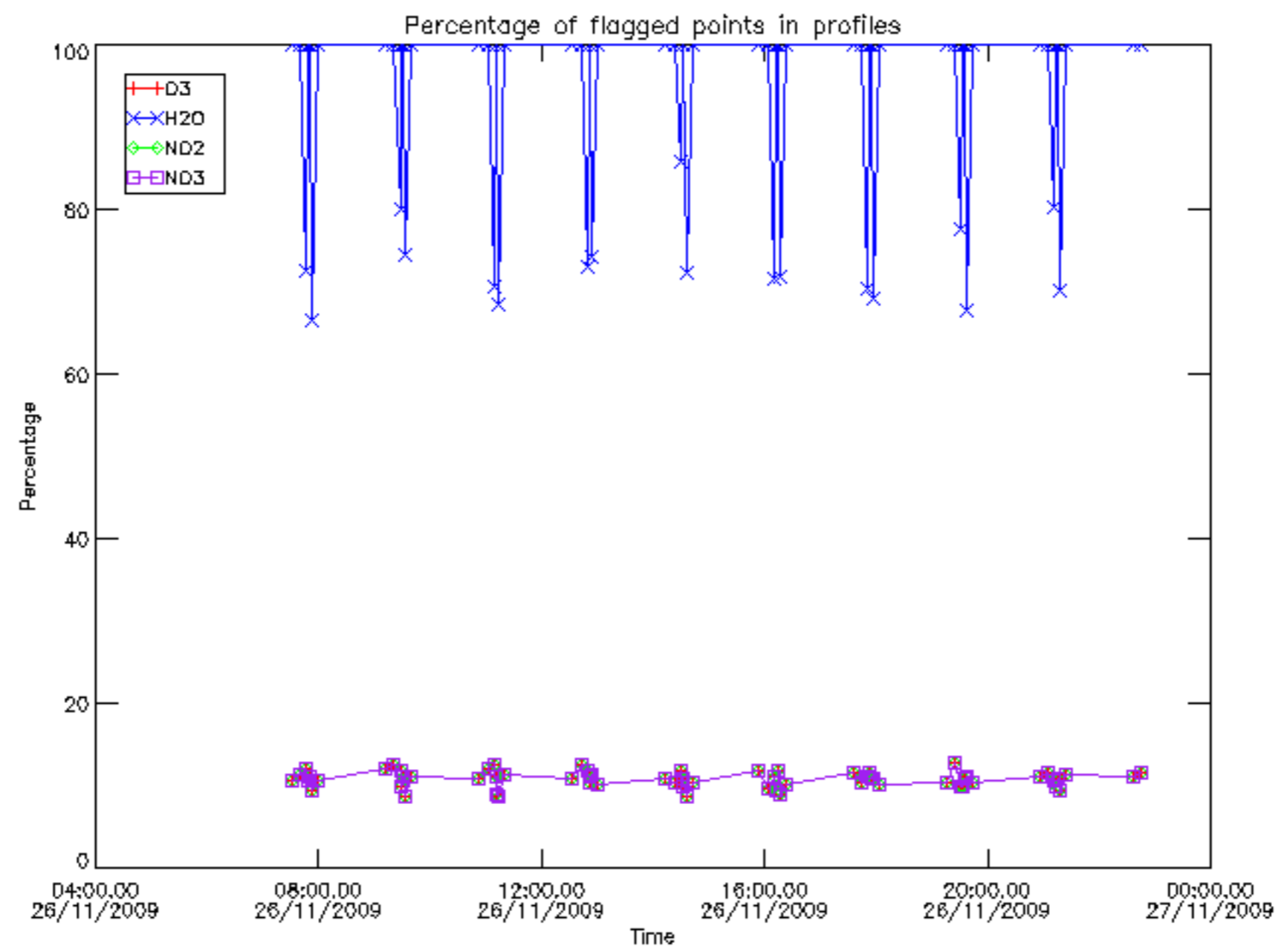




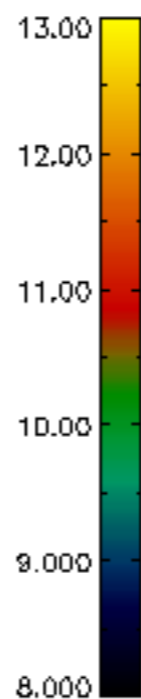
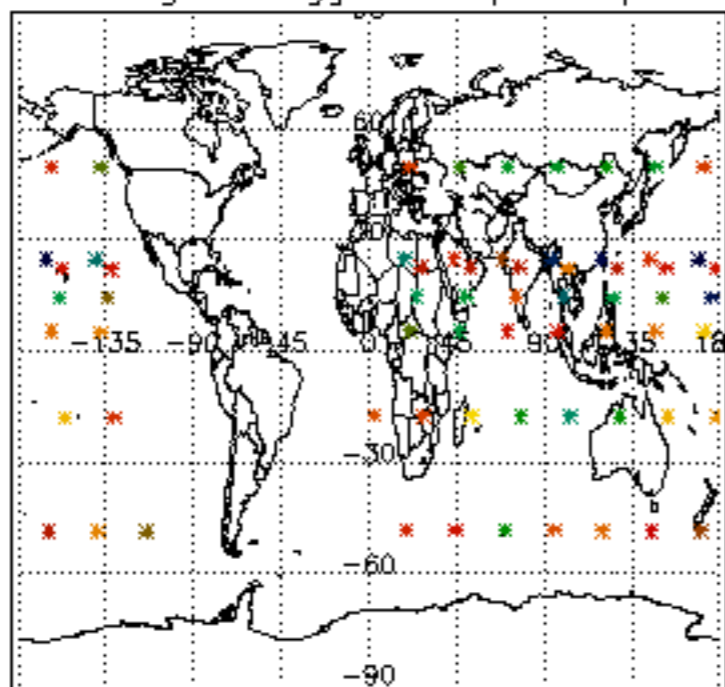




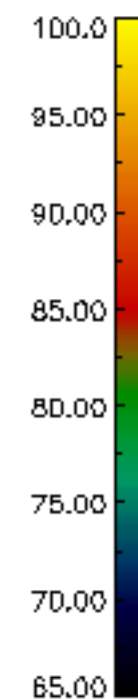
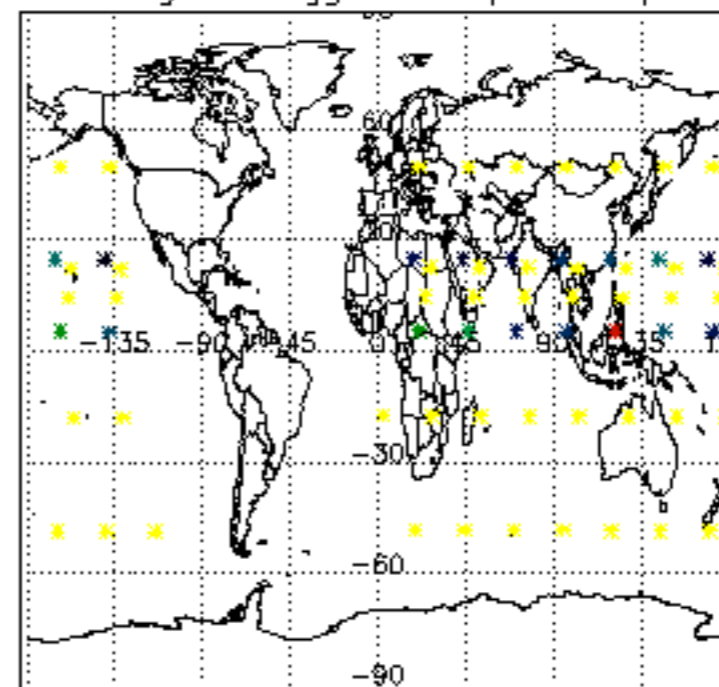




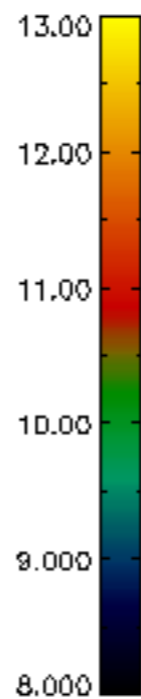
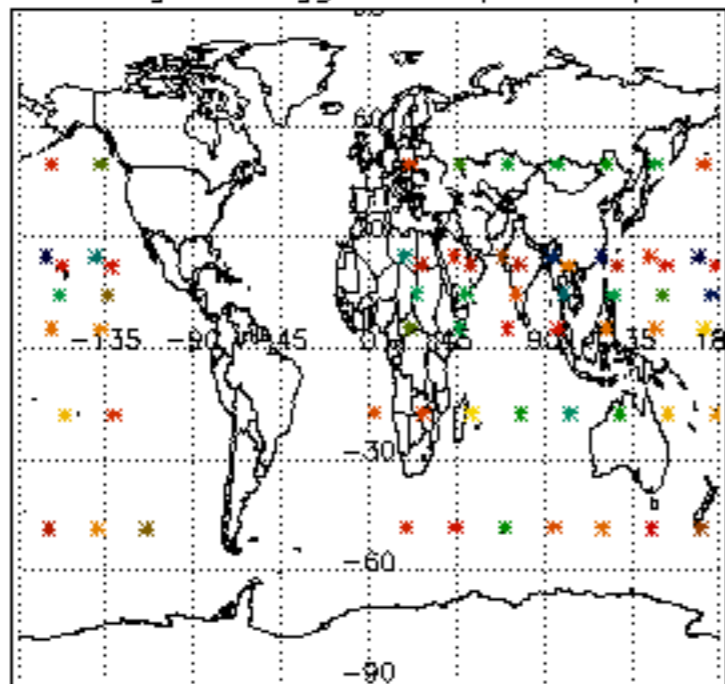
Percentage of flagged data per D3 profile



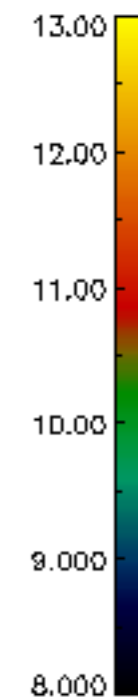
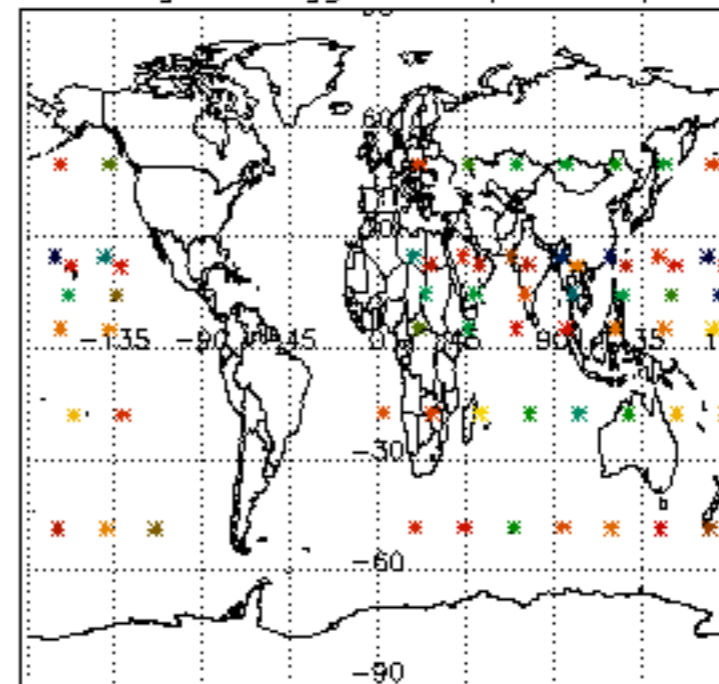
Percentage of flagged data per H2O profile

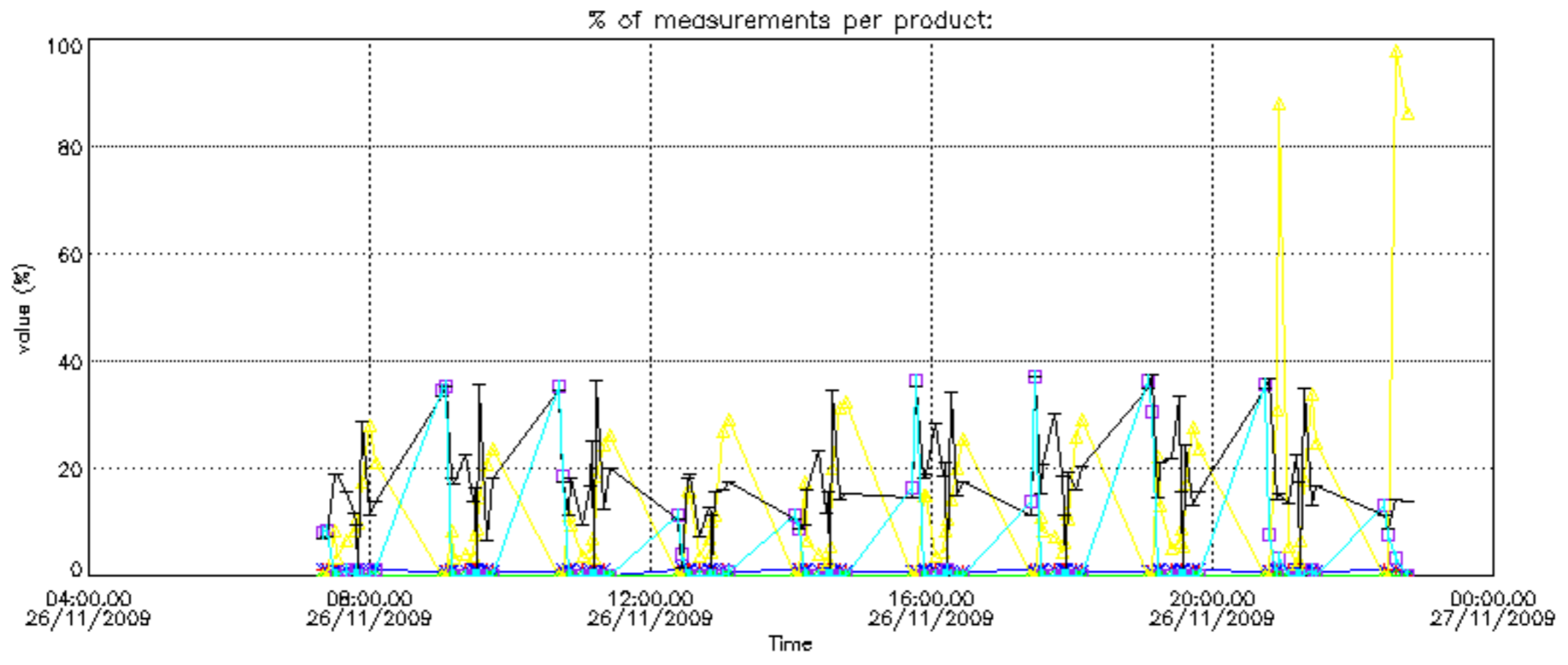


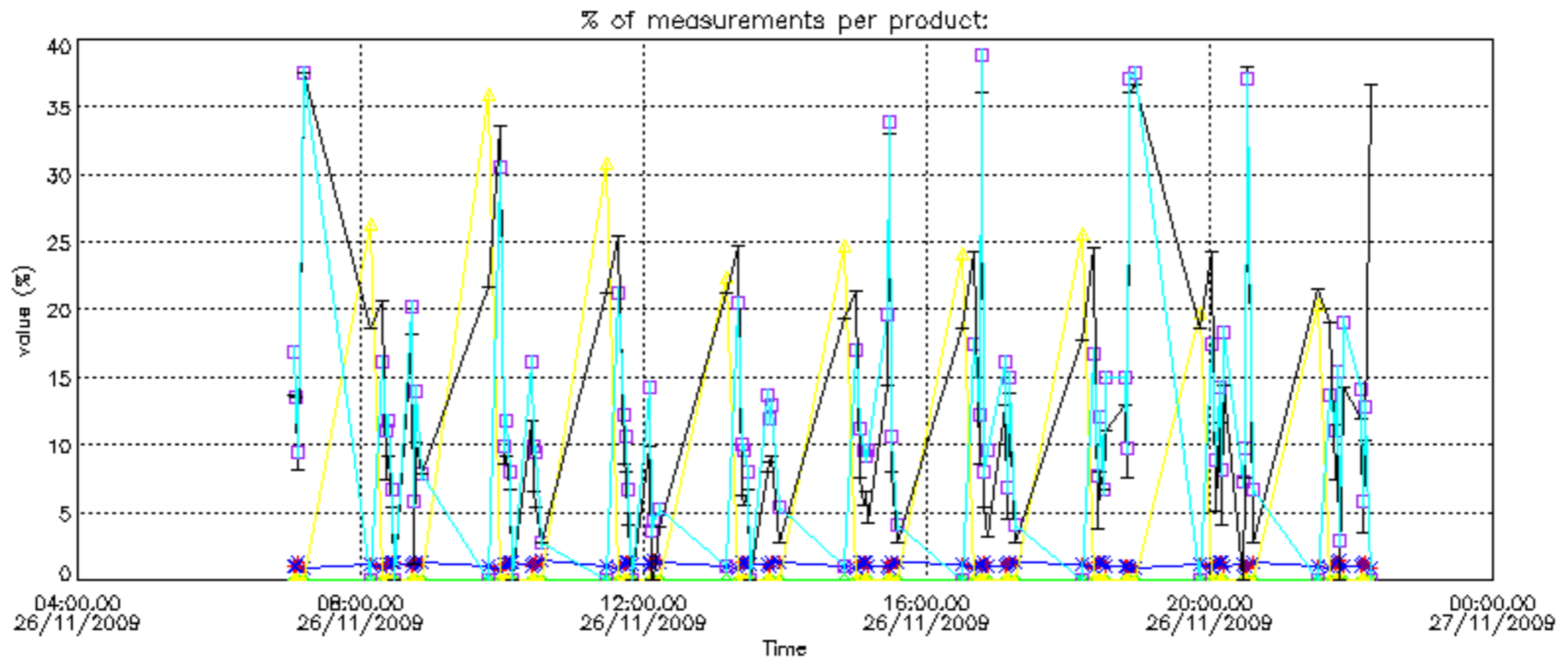
Percentage of flagged data per NO2 profile



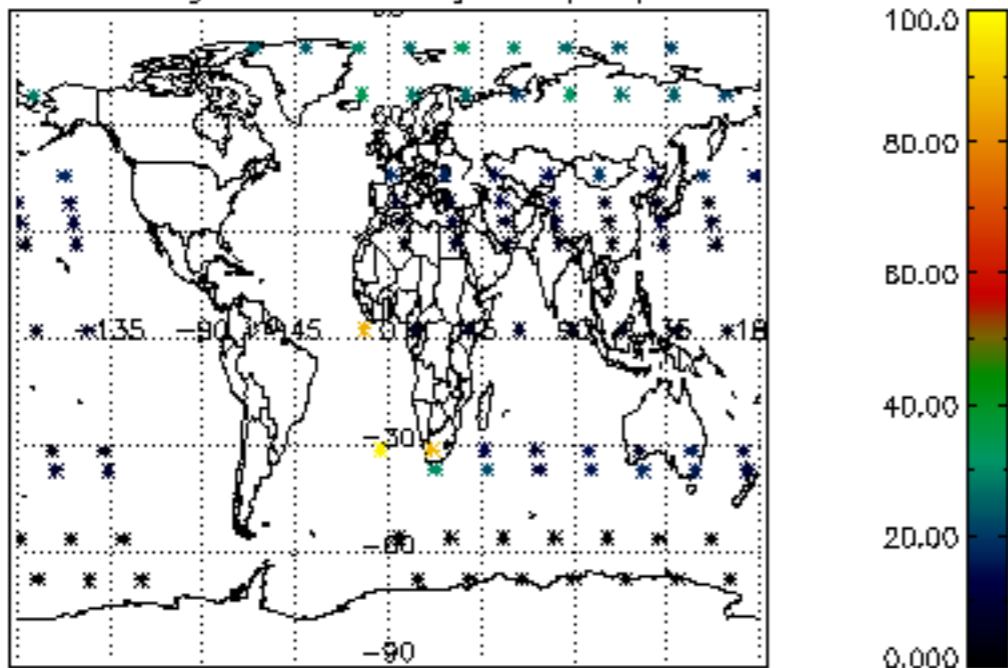
Percentage of flagged data per NO3 profile



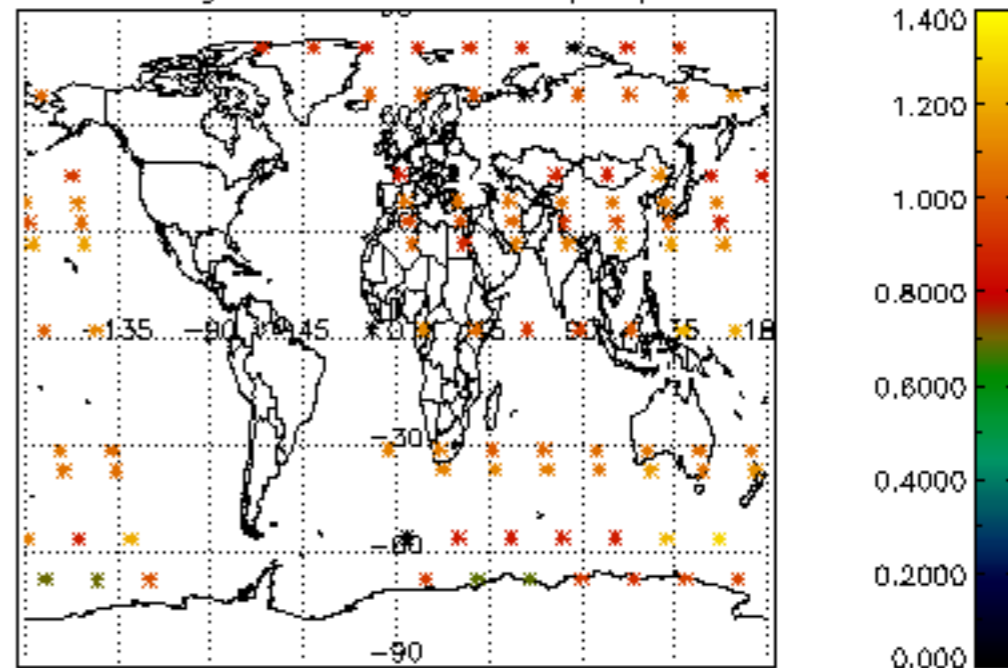




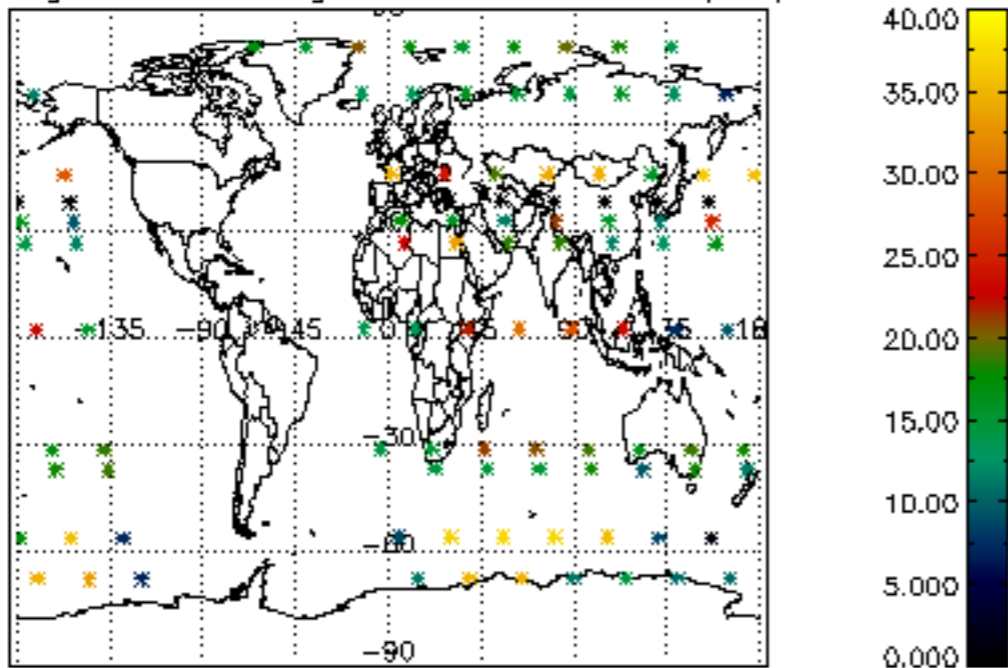
Percentage of cosmic ray hits per profile



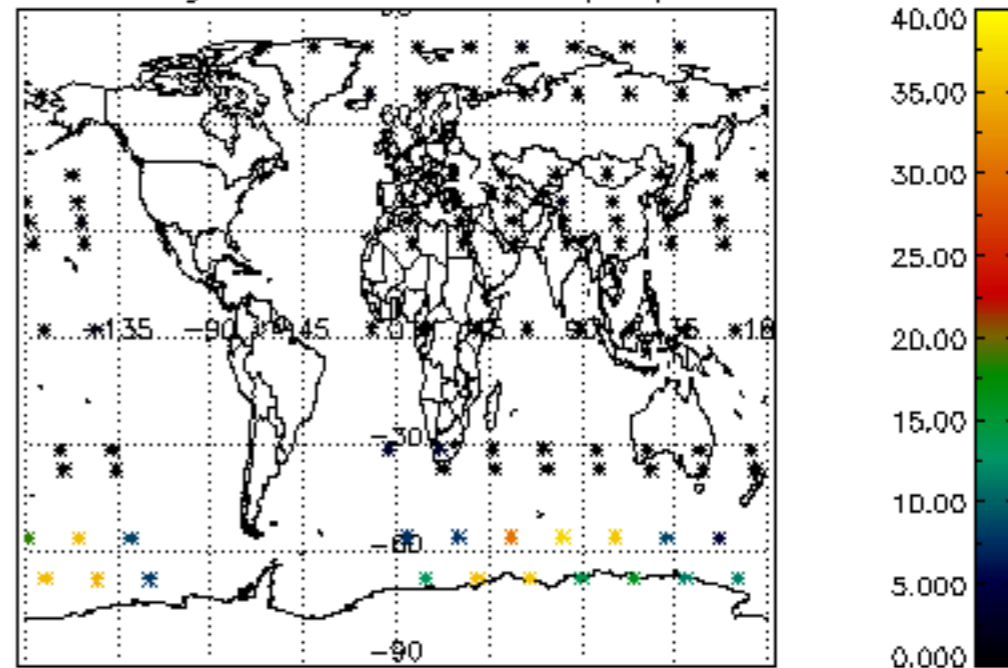
Percentage of datation errors per profile



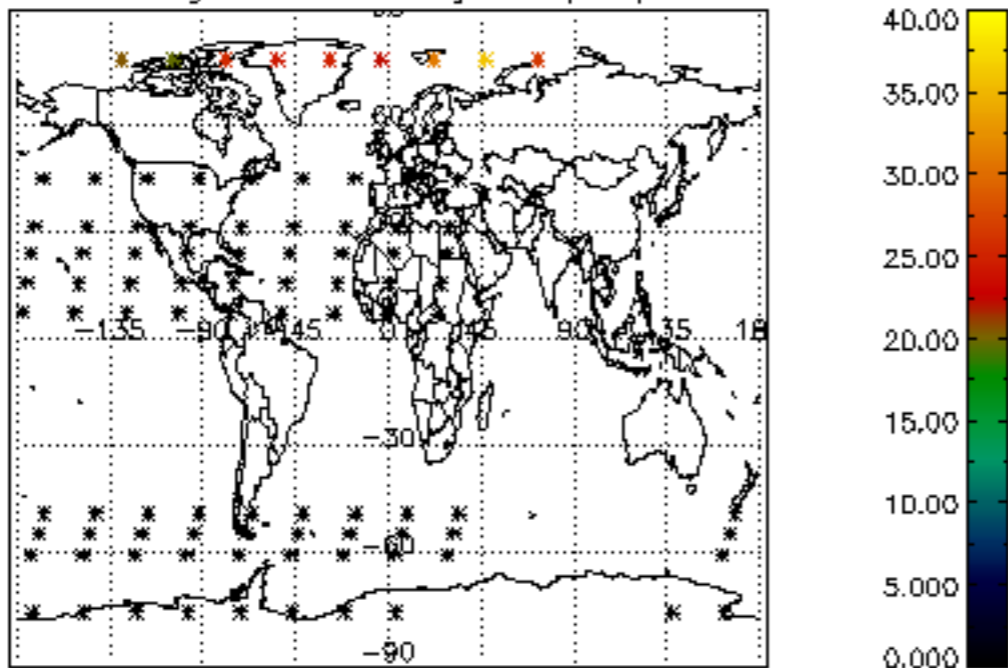
Percentage of star falling outside central band per profile



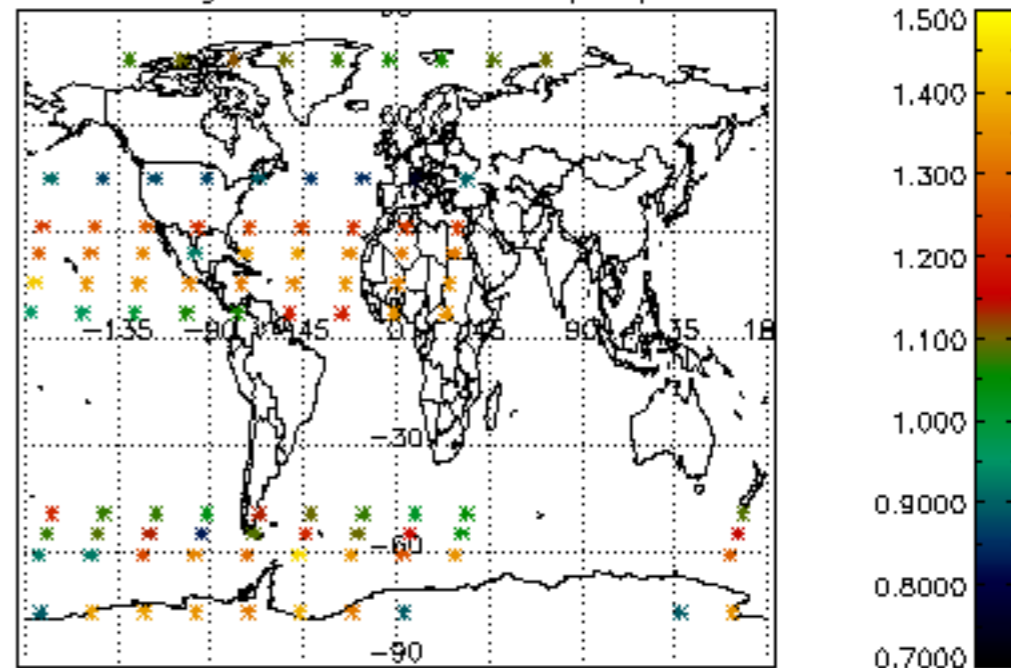
Percentage of saturation errors per profile



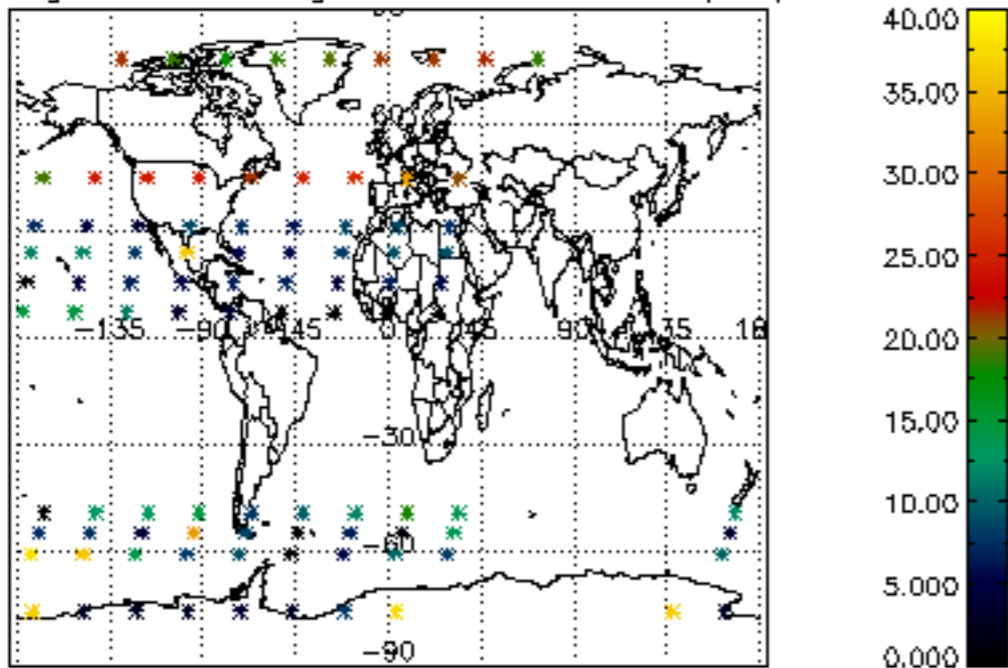
Percentage of cosmic ray hits per profile



Percentage of datation errors per profile



Percentage of star falling outside central band per profile



Percentage of saturation errors per profile

