

GOMOS Level 2 Daily Report

SUMMARY

[1. General Info](#)

[2. Summary of processed GOM_NL_2P products](#)

[3. Level 2 Quality information per product](#)

[3.1 Plot of level 2 quality information per product \(time dependant\)](#)

[3.2 Plot of level 2 quality information per product \(world map\)](#)

[4. Level 1 Quality information per product \(stored on level 2 products\)](#)

[4.1 Plot of level 1 quality information per product \(time dependant\)](#)

[4.1.1 Plot of level 1 quality information per product \(time dependant\): ASCENDING](#)

[4.1.2 Plot of level 1 quality information per product \(time dependant\): DESCENDING](#)

[4.2 Plot of level 1 quality information per product \(world map\)](#)

[4.2.1 Plot of level 1 quality information per product \(world map\): ASCENDING](#)

[4.2.2 Plot of level 1 quality information per product \(world map\): DESCENDING](#)

[5. Ozone profiles based on quality statistics and other trace gas profiles](#)

[5.1 Ozone statistics based on quality of products](#)

[5.2 Plot ozone profiles for all STD \(dark without errors\)](#)

[5.3 Plot ozone profiles where STD < 20% \(dark without errors\)](#)

[5.4. Plot ozone profiles where STD < 10% \(dark without errors\)](#)

[5.5. Plot ozone profiles where STD < 5% \(dark without errors\)](#)

[5.6 Plot NO2 profiles for all STD \(dark without errors\)](#)

[5.7 Plot NO3 profiles for all STD \(dark without errors\)](#)

[5.8 Plot H2O profiles \(only for occultations of stars 1,2,3,4,13,14,16,26,63 dark without errors\) for all STD](#)

[6. Auxiliary Data Files used for the production reported in section 2](#)

This report presents the daily analysis on parameters extracted from GOMOS level 2 data (GOM_NL__2P). It is intended to monitor some important parameters that will impact the quality of these products. A list of level 2 products (and content) that have arrived during the reporting day to the PCF is also given.

Item	Value
Time of report generation	26APR2013 14:11:35
Data source version	GOMOS/6.01
Start time of products	23-11-2009 (23NOV2009 00:00:00)
Stop time of products	24-11-2009 (24NOV2009 00:00:00)
Store outputs in DB	Yes
Nb of level 2 prods	283
Nb of prods with errors	0

2. Summary of processed GOM_NL__2P products.

Nr	Filename	UTC Start time	Limb	Duration	Star Id	Star Name	Star Mag	Star Temp	Nb Meas	Orbit	Prod. error
1	GOM_NL__2PRFIN20091123_001531_000000462084_00288_40422_1947.N1	23-NOV-2009 00:15:31	Bright	46.000	36	50Alp UMa	1.8000	6300.0	92	40422	No
2	GOM_NL__2PRFIN20091123_001710_000000432084_00288_40422_1948.N1	23-NOV-2009 00:17:10	Bright	43.000	82	48Bet UMa	2.3650	10600.	86	40422	No
3	GOM_NL__2PRFIN20091123_001840_000000412084_00288_40422_1949.N1	23-NOV-2009 00:18:40	Bright	41.000	87	64Gam UMa	2.4330	11000.	82	40422	No
4	GOM_NL__2PRFIN20091123_002125_000000482084_00288_40422_1950.N1	23-NOV-2009 00:21:25	Bright	48.000	174	52Psi UMa	3.0040	4400.0	96	40422	No
5	GOM_NL__2PRFIN20091123_002335_000000372084_00288_40422_1951.N1	23-NOV-2009 00:23:35	Bright	37.000	152	12Alp2CVn	2.8900	11000.	74	40422	No
6	GOM_NL__2PRFIN20091123_003210_000000572084_00288_40422_1952.N1	23-NOV-2009 00:32:10	Bright	57.000	62	94Bet Leo	2.1360	9700.0	114	40422	No
7	GOM_NL__2PRFIN20091123_003537_000000562084_00288_40422_1953.N1	23-NOV-2009 00:35:37	Bright	55.500	121	29Gam Vir	2.7400	7200.0	111	40422	No
8	GOM_NL__2PRFIN20091123_004055_000000432084_00288_40422_1954.N1	23-NOV-2009 00:40:55	Twilight	42.500	100	4Gam Crv	2.5800	13100.	85	40422	No
9	GOM_NL__2PRFIN20091123_004228_000000472084_00288_40422_1955.N1	23-NOV-2009 00:42:28	Twilight	46.500	171	2Eps Crv	3.0010	4250.0	93	40422	No
10	GOM_NL__2PRFIN20091123_005154_000000452084_00288_40422_1945.N1	23-NOV-2009 00:51:54	Dark	45.000	113	Mu Vel	2.6920	5000.0	90	40422	No
11	GOM_NL__2PRFIN20091123_005844_000000492084_00289_40423_1946.N1	23-NOV-2009 00:58:44	Dark	48.500	41	Eps Car	1.8600	4100.0	97	40423	No
12	GOM_NL__2PRFIN20091123_010011_000000492084_00289_40423_1947.N1	23-NOV-2009 01:00:11	Dark	49.000	34	Gam2Vel	1.7930	23000.	98	40423	No
13	GOM_NL__2PRFIN20091123_010414_000000492084_00289_40423_1948.N1	23-NOV-2009 01:04:14	Dark	48.500	2	Alp Car	-0.73600	7000.0	97	40423	No
14	GOM_NL__2PRFIN20091123_011050_000000492084_00289_40423_1949.N1	23-NOV-2009 01:10:50	Dark	49.000	108	Alp Col	2.6520	15200.	98	40423	No
15	GOM_NL__2PRFIN20091123_011918_000000482084_00289_40423_1950.N1	23-NOV-2009 01:19:18	Straylight	48.000	165	34Gam Eri	2.9500	3200.0	96	40423	No
16	GOM_NL__2PRFIN20091123_012444_000000452084_00289_40423_1951.N1	23-NOV-2009 01:24:44	Twilight	45.000	94	92Alp Cet	2.5260	3100.0	90	40423	No
17	GOM_NL__2PRFIN20091123_013106_000000432084_00289_40423_1952.N1	23-NOV-2009 01:31:06	Bright	42.500	146	25Eta Tau	2.8730	15200.	85	40423	No
18	GOM_NL__2PRFIN20091123_013336_000000432084_00289_40423_1953.N1	23-NOV-2009 01:33:36	Bright	42.500	150	44Zet Per	2.8900	28000.	85	40423	No
19	GOM_NL__2PRFIN20091123_013529_000000372084_00289_40423_1954.N1	23-NOV-2009 01:35:29	Bright	37.000	79	26Bet Per	2.3100	13100.	74	40423	No
20	GOM_NL__2PRFIN20091123_013758_000000402084_00289_40423_1955.N1	23-NOV-2009 01:37:58	Bright	40.000	175	39Del Per	3.0100	19400.	80	40423	No
21	GOM_NL__2PRFIN20091123_015607_000000482084_00289_40423_1956.N1	23-NOV-2009 01:56:07	Bright	47.500	36	50Alp UMa	1.8000	6300.0	95	40423	No
22	GOM_NL__2PRFIN20091123_015745_000000462084_00289_40423_1957.N1	23-NOV-2009 01:57:45	Bright	46.000	82	48Bet UMa	2.3650	10600.	92	40423	No
23	GOM_NL__2PRFIN20091123_015916_000000412084_00289_40423_1958.N1	23-NOV-2009 01:59:16	Bright	40.500	87	64Gam UMa	2.4330	11000.	81	40423	No
24	GOM_NL__2PRFIN20091123_020201_000000492084_00289_40423_1959.N1	23-NOV-2009 02:02:01	Bright	49.000	174	52Psi UMa	3.0040	4400.0	98	40423	No
25	GOM_NL__2PRFIN20091123_020410_000000362084_00289_40423_1960.N1	23-NOV-2009 02:04:10	Bright	36.000	152	12Alp2CVn	2.8900	11000.	72	40423	No
26	GOM_NL__2PRFIN20091123_021246_000000682084_00289_40423_1961.N1	23-NOV-2009 02:12:46	Bright	68.000	62	94Bet Leo	2.1360	9700.0	136	40423	No
27	GOM_NL__2PRFIN20091123_021614_000000562084_00289_40423_1962.N1	23-NOV-2009 02:16:14	Bright	56.000	121	29Gam Vir	2.7400	7200.0	112	40423	No
28	GOM_NL__2PRFIN20091123_022132_000000452084_00289_40423_1963.N1	23-NOV-2009 02:21:32	Twilight	44.500	100	4Gam Crv	2.5800	13100.	89	40423	No
29	GOM_NL__2PRFIN20091123_022305_000000482084_00289_40423_1964.N1	23-NOV-2009 02:23:05	Twilight	47.500	171	2Eps Crv	3.0010	4250.0	95	40423	No
30	GOM_NL__2PRFIN20091123_023231_000000442084_00289_40423_1954.N1	23-NOV-2009 02:32:31	Dark	43.500	113	Mu Vel	2.6920	5000.0	87	40423	No
31	GOM_NL__2PRFIN20091123_023921_000000522084_00290_40424_1955.N1	23-NOV-2009 02:39:21	Dark	51.500	41	Eps Car	1.8600	4100.0	103	40424	No
32	GOM_NL__2PRFIN20091123_024048_000000252084_00290_40424_1956.N1	23-NOV-2009 02:40:48	Dark	24.500	34	Gam2Vel	1.7930	23000.	49	40424	No
33	GOM_NL__2PRFIN20091123_024450_000000602084_00290_40424_1957.N1	23-NOV-2009 02:44:50	Dark	60.000	2	Alp Car	-0.73600	7000.0	120	40424	No
34	GOM_NL__2PRFIN20091123_025127_000000482084_00290_40424_1958.N1	23-NOV-2009 02:51:27	Dark	47.500	108	Alp Col	2.6520	15200.	95	40424	No
35	GOM_NL__2PRFIN20091123_025954_000000482084_00290_40424_1959.N1	23-NOV-2009 02:59:54	Straylight	47.500	165	34Gam Eri	2.9500	3200.0	95	40424	No
36	GOM_NL__2PRFIN20091123_030520_000000452084_00290_40424_1960.N1	23-NOV-2009 03:05:20	Twilight	44.500	94	92Alp Cet	2.5260	3100.0	89	40424	No
37	GOM_NL__2PRFIN20091123_031141_000000432084_00290_40424_1961.N1	23-NOV-2009 03:11:41	Bright	43.000	146	25Eta Tau	2.8730	15200.	86	40424	No
38	GOM_NL__2PRFIN20091123_031412_000000432084_00290_40424_1962.N1	23-NOV-2009 03:14:12	Bright	42.500	150	44Zet Per	2.8900	28000.	85	40424	No
39	GOM_NL__2PRFIN20091123_031604_000000392084_00290_40424_1963.N1	23-NOV-2009 03:16:04	Bright	38.500	79	26Bet Per	2.3100	13100.	77	40424	No
40	GOM_NL__2PRFIN20091123_031834_000000362084_00290_40424_1964.N1	23-NOV-2009 03:18:34	Bright	35.500	175	39Del Per	3.0100	19400.	71	40424	No
41	GOM_NL__2PRFIN20091123_033643_000000452084_00290_40424_1965.N1	23-NOV-2009 03:36:43	Bright	45.000	36	50Alp UMa	1.8000	6300.0	90	40424	No
42	GOM_NL__2PRFIN20091123_033821_000000452084_00290_40424_1966.N1	23-NOV-2009 03:38:21	Bright	44.500	82	48Bet UMa	2.3650	10600.	89	40424	No

43	GOM_NL__2PRFIN20091123_033952_000000412084_00290_40424_1967.N1	23-NOV-2009 03:39:52	Bright	41.000	87	64Gam UMa	2.4330	11000.	82	40424	No
44	GOM_NL__2PRFIN20091123_034237_000000462084_00290_40424_1968.N1	23-NOV-2009 03:42:37	Bright	45.500	174	52Psi UMa	3.0040	4400.0	91	40424	No
45	GOM_NL__2PRFIN20091123_034446_000000552084_00290_40424_1969.N1	23-NOV-2009 03:44:46	Bright	55.000	152	12Alp2CVn	2.8900	11000.	110	40424	No
46	GOM_NL__2PRFIN20091123_035323_000000482084_00290_40424_1970.N1	23-NOV-2009 03:53:23	Bright	47.500	62	94Bet Leo	2.1360	9700.0	95	40424	No
47	GOM_NL__2PRFIN20091123_035650_000000562084_00290_40424_1971.N1	23-NOV-2009 03:56:50	Bright	56.000	121	29Gam Vir	2.7400	7200.0	112	40424	No
48	GOM_NL__2PRFIN20091123_040208_000000452084_00290_40424_1972.N1	23-NOV-2009 04:02:08	Twilight	44.500	100	4Gam Crv	2.5800	13100.	89	40424	No
49	GOM_NL__2PRFIN20091123_040341_000000472084_00290_40424_1973.N1	23-NOV-2009 04:03:41	Twilight	46.500	171	2Eps Crv	3.0010	4250.0	93	40424	No
50	GOM_NL__2PRFIN20091123_041307_000000522084_00290_40424_1982.N1	23-NOV-2009 04:13:07	Dark	52.000	113	Mu Vel	2.6920	5000.0	104	40424	No
51	GOM_NL__2PRFIN20091123_041957_000000442084_00291_40425_1983.N1	23-NOV-2009 04:19:57	Dark	44.000	41	Eps Car	1.8600	4100.0	88	40425	No
52	GOM_NL__2PRFIN20091123_042125_000000482084_00291_40425_1984.N1	23-NOV-2009 04:21:25	Dark	48.000	34	Gam2Vel	1.7930	23000.	96	40425	No
53	GOM_NL__2PRFIN20091123_042527_000000492084_00291_40425_1985.N1	23-NOV-2009 04:25:27	Dark	48.500	2	Alp Car	-0.73600	7000.0	97	40425	No
54	GOM_NL__2PRFIN20091123_043203_000000492084_00291_40425_1986.N1	23-NOV-2009 04:32:03	Dark	48.500	108	Alp Col	2.6520	15200.	97	40425	No
55	GOM_NL__2PRFIN20091123_044030_000000482084_00291_40425_1987.N1	23-NOV-2009 04:40:30	Straylight	48.000	165	34Gam Eri	2.9500	3200.0	96	40425	No
56	GOM_NL__2PRFIN20091123_044556_000000462084_00291_40425_1988.N1	23-NOV-2009 04:45:56	Twilight	45.500	94	92Alp Cet	2.5260	3100.0	91	40425	No
57	GOM_NL__2PRFIN20091123_045217_000000422084_00291_40425_1989.N1	23-NOV-2009 04:52:17	Bright	41.500	146	25Eta Tau	2.8730	15200.	83	40425	No
58	GOM_NL__2PRFIN20091123_045447_000000422084_00291_40425_1990.N1	23-NOV-2009 04:54:47	Bright	41.500	150	44Zet Per	2.8900	28000.	83	40425	No
59	GOM_NL__2PRFIN20091123_045641_000000382084_00291_40425_1991.N1	23-NOV-2009 04:56:41	Bright	37.500	79	26Bet Per	2.3100	13100.	75	40425	No
60	GOM_NL__2PRFIN20091123_045910_000000372084_00291_40425_1992.N1	23-NOV-2009 04:59:10	Bright	37.000	175	39Del Per	3.0100	19400.	74	40425	No
61	GOM_NL__2PRFIN20091123_051719_000000402084_00291_40425_1993.N1	23-NOV-2009 05:17:19	Bright	39.500	36	50Alp UMa	1.8000	6300.0	79	40425	No
62	GOM_NL__2PRFIN20091123_051857_000000482084_00291_40425_1994.N1	23-NOV-2009 05:18:57	Bright	47.500	82	48Bet UMa	2.3650	10600.	95	40425	No
63	GOM_NL__2PRFIN20091123_052028_000000402084_00291_40425_1995.N1	23-NOV-2009 05:20:28	Bright	40.000	87	64Gam UMa	2.4330	11000.	80	40425	No
64	GOM_NL__2PRFIN20091123_052313_000000502084_00291_40425_1996.N1	23-NOV-2009 05:23:13	Bright	50.000	174	52Psi UMa	3.0040	4400.0	100	40425	No
65	GOM_NL__2PRFIN20091123_052522_000000352084_00291_40425_1997.N1	23-NOV-2009 05:25:22	Bright	34.500	152	12Alp2CVn	2.8900	11000.	69	40425	No
66	GOM_NL__2PRFIN20091123_053359_000000682084_00291_40425_1998.N1	23-NOV-2009 05:33:59	Bright	68.000	62	94Bet Leo	2.1360	9700.0	136	40425	No
67	GOM_NL__2PRFIN20091123_053726_000000562084_00291_40425_1999.N1	23-NOV-2009 05:37:26	Bright	56.000	121	29Gam Vir	2.7400	7200.0	112	40425	No
68	GOM_NL__2PRFIN20091123_054244_000000472084_00291_40425_2000.N1	23-NOV-2009 05:42:44	Twilight	46.500	100	4Gam Crv	2.5800	13100.	93	40425	No
69	GOM_NL__2PRFIN20091123_054418_000000472084_00291_40425_2001.N1	23-NOV-2009 05:44:18	Twilight	47.000	171	2Eps Crv	3.0010	4250.0	94	40425	No
70	GOM_NL__2PRFIN20091123_055344_000000532084_00292_40426_2011.N1	23-NOV-2009 05:53:44	Dark	53.000	113	Mu Vel	2.6920	5000.0	106	40426	No
71	GOM_NL__2PRFIN20091123_060034_000000452084_00292_40426_2012.N1	23-NOV-2009 06:00:34	Dark	45.000	41	Eps Car	1.8600	4100.0	90	40426	No
72	GOM_NL__2PRFIN20091123_060202_000000502084_00292_40426_2013.N1	23-NOV-2009 06:02:02	Dark	50.000	34	Gam2Vel	1.7930	23000.	100	40426	No
73	GOM_NL__2PRFIN20091123_060604_000000602084_00292_40426_2014.N1	23-NOV-2009 06:06:04	Dark	60.000	2	Alp Car	-0.73600	7000.0	120	40426	No
74	GOM_NL__2PRFIN20091123_061240_000000482084_00292_40426_2015.N1	23-NOV-2009 06:12:40	Dark	47.500	108	Alp Col	2.6520	15200.	95	40426	No
75	GOM_NL__2PRFIN20091123_062106_000000472084_00292_40426_2016.N1	23-NOV-2009 06:21:06	Straylight	46.500	165	34Gam Eri	2.9500	3200.0	93	40426	No
76	GOM_NL__2PRFIN20091123_062632_000000452084_00292_40426_2017.N1	23-NOV-2009 06:26:32	Twilight	45.000	94	92Alp Cet	2.5260	3100.0	90	40426	No
77	GOM_NL__2PRFIN20091123_063253_000000422084_00292_40426_2018.N1	23-NOV-2009 06:32:53	Bright	41.500	146	25Eta Tau	2.8730	15200.	83	40426	No
78	GOM_NL__2PRFIN20091123_063523_000000422084_00292_40426_2019.N1	23-NOV-2009 06:35:23	Bright	41.500	150	44Zet Per	2.8900	28000.	83	40426	No
79	GOM_NL__2PRFIN20091123_063716_000000392084_00292_40426_2020.N1	23-NOV-2009 06:37:16	Bright	39.000	79	26Bet Per	2.3100	13100.	78	40426	No
80	GOM_NL__2PRFIN20091123_063946_000000392084_00292_40426_2021.N1	23-NOV-2009 06:39:46	Bright	38.500	175	39Del Per	3.0100	19400.	77	40426	No
81	GOM_NL__2PRFIN20091123_065754_000000472084_00292_40426_2022.N1	23-NOV-2009 06:57:54	Bright	47.000	36	50Alp UMa	1.8000	6300.0	94	40426	No
82	GOM_NL__2PRFIN20091123_065932_000000472084_00292_40426_2023.N1	23-NOV-2009 06:59:32	Bright	46.500	82	48Bet UMa	2.3650	10600.	93	40426	No
83	GOM_NL__2PRFIN20091123_070104_000000432084_00292_40426_2024.N1	23-NOV-2009 07:01:04	Bright	43.000	87	64Gam UMa	2.4330	11000.	86	40426	No
84	GOM_NL__2PRFIN20091123_070348_000000482084_00292_40426_2025.N1	23-NOV-2009 07:03:48	Bright	48.000	174	52Psi UMa	3.0040	4400.0	96	40426	No
85	GOM_NL__2PRFIN20091123_070558_000000362084_00292_40426_2026.N1	23-NOV-2009 07:05:58	Bright	36.000	152	12Alp2CVn	2.8900	11000.	72	40426	No
86	GOM_NL__2PRFIN20091123_071436_000000682084_00292_40426_2027.N1	23-NOV-2009 07:14:36	Bright	68.000	62	94Bet Leo	2.1360	9700.0	136	40426	No
87	GOM_NL__2PRFIN20091123_071803_000000402084_00292_40426_2028.N1	23-NOV-2009 07:18:03	Bright	39.500	121	29Gam Vir	2.7400	7200.0	79	40426	No
88	GOM_NL__2PRFIN20091123_072322_000000442084_00292_40426_2029.N1	23-NOV-2009 07:23:22	Twilight	43.500	100	4Gam Crv	2.5800	13100.	87	40426	No
89	GOM_NL__2PRFIN20091123_072455_000000472084_00292_40426_2030.N1	23-NOV-2009 07:24:55	Twilight	46.500	171	2Eps Crv	3.0010	4250.0	93	40426	No
90	GOM_NL__2PRFIN20091123_074111_000000522084_00293_40427_2027.N1	23-NOV-2009 07:41:11	Dark	51.500	41	Eps Car	1.8600	4100.0	103	40427	No
91	GOM_NL__2PRFIN20091123_074239_000000492084_00293_40427_2028.N1	23-NOV-2009 07:42:39	Dark	48.500	34	Gam2Vel	1.7930	23000.	97	40427	No
92	GOM_NL__2PRFIN20091123_074640_000000482084_00293_40427_2029.N1	23-NOV-2009 07:46:40	Dark	47.500	2	Alp Car	-0.73600	7000.0	95	40427	No
93	GOM_NL__2PRFIN20091123_075316_000000512084_00293_40427_2030.N1	23-NOV-2009 07:53:16	Dark	50.500	108	Alp Col	2.6520	15200.	101	40427	No
94	GOM_NL__2PRFIN20091123_080143_000000512084_00293_40427_2031.N1	23-NOV-2009 08:01:43	Straylight	50.500	165	34Gam Eri	2.9500	3200.0	101	40427	No
95	GOM_NL__2PRFIN20091123_080708_000000462084_00293_40427_2032.N1	23-NOV-2009 08:07:08	Twilight	46.000	94	92Alp Cet	2.5260	3100.0	92	40427	No
96	GOM_NL__2PRFIN20091123_081328_000000412084_00293_40427_2033.N1	23-NOV-2009 08:13:28	Bright	41.000	146	25Eta Tau	2.8730	15200.	82	40427	No
97	GOM_NL__2PRFIN20091123_081559_000000412084_00293_40427_2034.N1	23-NOV-2009 08:15:59	Bright	40.500	150	44Zet Per	2.8900	28000.	81	40427	No
98	GOM_NL__2PRFIN20091123_081752_000000382084_00293_40427_2035.N1	23-NOV-2009 08:17:52	Bright	38.000	79	26Bet Per	2.3100	13100.	76	40427	No
99	GOM_NL__2PRFIN20091123_082021_000000392084_00293_40427_2036.N1	23-NOV-2009 08:20:21	Bright	39.000	175	39Del Per	3.0100	19400.	78	40427	No
100	GOM_NL__2PRFIN20091123_083830_000000422084_00293_40427_2037.N1	23-NOV-2009 08:38:30	Bright	42.000	36	50Alp UMa	1.8000	6300.0	84	40427	No
101	GOM_NL__2PRFIN20091123_084008_000000432084_00293_40427_2038.N1	23-NOV-2009 08:40:08	Bright	42.500	82	48Bet UMa	2.3650	10600.	85	40427	No

102	GOM_NL__2PRFIN20091123_084139_000000452084_00293_40427_2039.N1	23-NOV-2009 08:41:39	Bright	45.000	87	64Gam UMa	2.4330	11000.	90	40427	No
103	GOM_NL__2PRFIN20091123_084424_000000492084_00293_40427_2040.N1	23-NOV-2009 08:44:24	Bright	49.000	174	52Psi UMa	3.0040	4400.0	98	40427	No
104	GOM_NL__2PRFIN20091123_084635_000000342084_00293_40427_2041.N1	23-NOV-2009 08:46:35	Bright	33.500	152	12Alp2CVn	2.8900	11000.	67	40427	No
105	GOM_NL__2PRFIN20091123_085512_000000502084_00293_40427_2042.N1	23-NOV-2009 08:55:12	Bright	49.500	62	94Bet Leo	2.1360	9700.0	99	40427	No
106	GOM_NL__2PRFIN20091123_085839_000000402084_00293_40427_2043.N1	23-NOV-2009 08:58:39	Bright	40.000	121	29Gam Vir	2.7400	7200.0	80	40427	No
107	GOM_NL__2PRFIN20091123_090358_000000452084_00293_40427_2044.N1	23-NOV-2009 09:03:58	Twilight	45.000	100	4Gam Crv	2.5800	13100.	90	40427	No
108	GOM_NL__2PRFIN20091123_090531_000000452084_00293_40427_2045.N1	23-NOV-2009 09:05:31	Twilight	44.500	171	2Eps Crv	3.0010	4250.0	89	40427	No
109	GOM_NL__2PRFIN20091123_092147_000000482084_00294_40428_2042.N1	23-NOV-2009 09:21:47	Dark	48.000	41	Eps Car	1.8600	4100.0	96	40428	No
110	GOM_NL__2PRFIN20091123_092316_000000152084_00294_40428_2043.N1	23-NOV-2009 09:23:16	Dark	14.500	34	Gam2Vel	1.7930	23000.	29	40428	No
111	GOM_NL__2PRFIN20091123_092716_000000602084_00294_40428_2044.N1	23-NOV-2009 09:27:16	Dark	60.000	2	Alp Car	-0.73600	7000.0	120	40428	No
112	GOM_NL__2PRFIN20091123_093353_000000502084_00294_40428_2045.N1	23-NOV-2009 09:33:53	Dark	50.000	108	Alp Col	2.6520	15200.	100	40428	No
113	GOM_NL__2PRFIN20091123_094219_000000492084_00294_40428_2046.N1	23-NOV-2009 09:42:19	Straylight	48.500	165	34Gam Eri	2.9500	3200.0	97	40428	No
114	GOM_NL__2PRFIN20091123_094744_000000472084_00294_40428_2047.N1	23-NOV-2009 09:47:44	Twilight	46.500	94	92Alp Cet	2.5260	3100.0	93	40428	No
115	GOM_NL__2PRFIN20091123_095404_000000592084_00294_40428_2048.N1	23-NOV-2009 09:54:04	Bright	59.000	146	25Eta Tau	2.8730	15200.	118	40428	No
116	GOM_NL__2PRFIN20091123_095634_000000422084_00294_40428_2049.N1	23-NOV-2009 09:56:34	Bright	41.500	150	44Zet Per	2.8900	28000.	83	40428	No
117	GOM_NL__2PRFIN20091123_095827_000000392084_00294_40428_2050.N1	23-NOV-2009 09:58:27	Bright	39.000	79	26Bet Per	2.3100	13100.	78	40428	No
118	GOM_NL__2PRFIN20091123_100056_000000392084_00294_40428_2051.N1	23-NOV-2009 10:00:56	Bright	39.000	175	39Del Per	3.0100	19400.	78	40428	No
119	GOM_NL__2PRFIN20091123_101905_000000452084_00294_40428_2052.N1	23-NOV-2009 10:19:05	Bright	45.000	36	50Alp UMa	1.8000	6300.0	90	40428	No
120	GOM_NL__2PRFIN20091123_102044_000000412084_00294_40428_2053.N1	23-NOV-2009 10:20:44	Bright	40.500	82	48Bet UMa	2.3650	10600.	81	40428	No
121	GOM_NL__2PRFIN20091123_102215_000000382084_00294_40428_2054.N1	23-NOV-2009 10:22:15	Bright	37.500	87	64Gam UMa	2.4330	11000.	75	40428	No
122	GOM_NL__2PRFIN20091123_102500_000000482084_00294_40428_2055.N1	23-NOV-2009 10:25:00	Bright	48.000	174	52Psi UMa	3.0040	4400.0	96	40428	No
123	GOM_NL__2PRFIN20091123_102710_000000362084_00294_40428_2056.N1	23-NOV-2009 10:27:10	Bright	36.000	152	12Alp2CVn	2.8900	11000.	72	40428	No
124	GOM_NL__2PRFIN20091123_103549_000000492084_00294_40428_2057.N1	23-NOV-2009 10:35:49	Bright	49.000	62	94Bet Leo	2.1360	9700.0	98	40428	No
125	GOM_NL__2PRFIN20091123_103915_000000412084_00294_40428_2058.N1	23-NOV-2009 10:39:15	Bright	40.500	121	29Gam Vir	2.7400	7200.0	81	40428	No
126	GOM_NL__2PRFIN20091123_104434_000000442084_00294_40428_2059.N1	23-NOV-2009 10:44:34	Twilight	44.000	100	4Gam Crv	2.5800	13100.	88	40428	No
127	GOM_NL__2PRFIN20091123_104608_000000522084_00294_40428_2060.N1	23-NOV-2009 10:46:08	Twilight	52.000	171	2Eps Crv	3.0010	4250.0	104	40428	No
128	GOM_NL__2PRFIN20091123_105534_000000462084_00295_40429_2056.N1	23-NOV-2009 10:55:34	Dark	45.500	113	Mu Vel	2.6920	5000.0	91	40429	No
129	GOM_NL__2PRFIN20091123_110224_000000432084_00295_40429_2057.N1	23-NOV-2009 11:02:24	Dark	42.500	41	Eps Car	1.8600	4100.0	85	40429	No
130	GOM_NL__2PRFIN20091123_110352_000000482084_00295_40429_2058.N1	23-NOV-2009 11:03:52	Dark	48.000	34	Gam2Vel	1.7930	23000.	96	40429	No
131	GOM_NL__2PRFIN20091123_110753_000000502084_00295_40429_2059.N1	23-NOV-2009 11:07:53	Dark	49.500	2	Alp Car	-0.73600	7000.0	99	40429	No
132	GOM_NL__2PRFIN20091123_111429_000000522084_00295_40429_2060.N1	23-NOV-2009 11:14:29	Dark	51.500	108	Alp Col	2.6520	15200.	103	40429	No
133	GOM_NL__2PRFIN20091123_112255_000000482084_00295_40429_2061.N1	23-NOV-2009 11:22:55	Straylight	47.500	165	34Gam Eri	2.9500	3200.0	95	40429	No
134	GOM_NL__2PRFIN20091123_112820_000000452084_00295_40429_2062.N1	23-NOV-2009 11:28:20	Twilight	44.500	94	92Alp Cet	2.5260	3100.0	89	40429	No
135	GOM_NL__2PRFIN20091123_113439_000000432084_00295_40429_2063.N1	23-NOV-2009 11:34:39	Bright	42.500	146	25Eta Tau	2.8730	15200.	85	40429	No
136	GOM_NL__2PRFIN20091123_113709_000000422084_00295_40429_2064.N1	23-NOV-2009 11:37:09	Bright	41.500	150	44Zet Per	2.8900	28000.	83	40429	No
137	GOM_NL__2PRFIN20091123_113903_000000552084_00295_40429_2065.N1	23-NOV-2009 11:39:03	Bright	55.000	79	26Bet Per	2.3100	13100.	110	40429	No
138	GOM_NL__2PRFIN20091123_114132_000000382084_00295_40429_2066.N1	23-NOV-2009 11:41:32	Bright	38.000	175	39Del Per	3.0100	19400.	76	40429	No
139	GOM_NL__2PRFIN20091123_115941_000000452084_00295_40429_2067.N1	23-NOV-2009 11:59:41	Bright	44.500	36	50Alp UMa	1.8000	6300.0	89	40429	No
140	GOM_NL__2PRFIN20091123_120119_000000392084_00295_40429_2068.N1	23-NOV-2009 12:01:19	Bright	39.000	82	48Bet UMa	2.3650	10600.	78	40429	No
141	GOM_NL__2PRFIN20091123_120251_000000382084_00295_40429_2069.N1	23-NOV-2009 12:02:51	Bright	38.000	87	64Gam UMa	2.4330	11000.	76	40429	No
142	GOM_NL__2PRFIN20091123_120536_000000692084_00295_40429_2070.N1	23-NOV-2009 12:05:36	Bright	69.000	174	52Psi UMa	3.0040	4400.0	138	40429	No
143	GOM_NL__2PRFIN20091123_120746_000000362084_00295_40429_2071.N1	23-NOV-2009 12:07:46	Bright	36.000	152	12Alp2CVn	2.8900	11000.	72	40429	No
144	GOM_NL__2PRFIN20091123_121625_000000682084_00295_40429_2072.N1	23-NOV-2009 12:16:25	Bright	68.000	62	94Bet Leo	2.1360	9700.0	136	40429	No
145	GOM_NL__2PRFIN20091123_121952_000000572084_00295_40429_2073.N1	23-NOV-2009 12:19:52	Bright	57.000	121	29Gam Vir	2.7400	7200.0	114	40429	No
146	GOM_NL__2PRFIN20091123_122511_000000442084_00295_40429_2074.N1	23-NOV-2009 12:25:11	Twilight	43.500	100	4Gam Crv	2.5800	13100.	87	40429	No
147	GOM_NL__2PRFIN20091123_122644_000000432084_00295_40429_2075.N1	23-NOV-2009 12:26:44	Twilight	42.500	171	2Eps Crv	3.0010	4250.0	85	40429	No
148	GOM_NL__2PRFIN20091123_123611_000000432084_00296_40430_2070.N1	23-NOV-2009 12:36:11	Dark	42.500	113	Mu Vel	2.6920	5000.0	85	40430	No
149	GOM_NL__2PRFIN20091123_124300_000000432084_00296_40430_2071.N1	23-NOV-2009 12:43:00	Dark	42.500	41	Eps Car	1.8600	4100.0	85	40430	No
150	GOM_NL__2PRFIN20091123_124429_000000482084_00296_40430_2072.N1	23-NOV-2009 12:44:29	Dark	47.500	34	Gam2Vel	1.7930	23000.	95	40430	No
151	GOM_NL__2PRFIN20091123_124829_000000602084_00296_40430_2073.N1	23-NOV-2009 12:48:29	Dark	60.000	2	Alp Car	-0.73600	7000.0	120	40430	No
152	GOM_NL__2PRFIN20091123_125506_000000522084_00296_40430_2074.N1	23-NOV-2009 12:55:06	Dark	52.000	108	Alp Col	2.6520	15200.	104	40430	No
153	GOM_NL__2PRFIN20091123_130331_000000492084_00296_40430_2075.N1	23-NOV-2009 13:03:31	Straylight	49.000	165	34Gam Eri	2.9500	3200.0	98	40430	No
154	GOM_NL__2PRFIN20091123_130855_000000462084_00296_40430_2076.N1	23-NOV-2009 13:08:55	Twilight	45.500	94	92Alp Cet	2.5260	3100.0	91	40430	No
155	GOM_NL__2PRFIN20091123_131515_000000422084_00296_40430_2077.N1	23-NOV-2009 13:15:15	Bright	41.500	146	25Eta Tau	2.8730	15200.	83	40430	No
156	GOM_NL__2PRFIN20091123_131745_000000402084_00296_40430_2078.N1	23-NOV-2009 13:17:45	Bright	40.000	150	44Zet Per	2.8900	28000.	80	40430	No
157	GOM_NL__2PRFIN20091123_131939_000000402084_00296_40430_2079.N1	23-NOV-2009 13:19:39	Bright	40.000	79	26Bet Per	2.3100	13100.	80	40430	No
158	GOM_NL__2PRFIN20091123_132207_000000392084_00296_40430_2080.N1	23-NOV-2009 13:22:07	Bright	38.500	175	39Del Per	3.0100	19400.	77	40430	No
159	GOM_NL__2PRFIN20091123_134017_000000452084_00296_40430_2081.N1	23-NOV-2009 13:40:17	Bright	44.500	36	50Alp UMa	1.8000	6300.0	89	40430	No
160	GOM_NL__2PRFIN20091123_134155_000000432084_00296_40430_2082.N1	23-NOV-2009 13:41:55	Bright	42.500	82	48Bet UMa	2.3650	10600.	85	40430	No

161	GOM_NL__2PRFIN20091123_134326_00000442084_00296_40430_2083.N1	23-NOV-2009 13:43:26	Bright	44.000	87	64Gam UMa	2.4330	11000.	88	40430	No
162	GOM_NL__2PRFIN20091123_134612_00000532084_00296_40430_2084.N1	23-NOV-2009 13:46:12	Bright	53.000	174	52Psi UMa	3.0040	4400.0	106	40430	No
163	GOM_NL__2PRFIN20091123_134822_00000362084_00296_40430_2085.N1	23-NOV-2009 13:48:22	Bright	36.000	152	12Alp2CVn	2.8900	11000.	72	40430	No
164	GOM_NL__2PRFIN20091123_135701_00000682084_00296_40430_2086.N1	23-NOV-2009 13:57:01	Bright	68.000	62	94Bet Leo	2.1360	9700.0	136	40430	No
165	GOM_NL__2PRFIN20091123_140028_00000572084_00296_40430_2087.N1	23-NOV-2009 14:00:28	Bright	57.000	121	29Gam Vir	2.7400	7200.0	114	40430	No
166	GOM_NL__2PRFIN20091123_140548_00000462084_00296_40430_2088.N1	23-NOV-2009 14:05:48	Twilight	46.000	100	4Gam Crv	2.5800	13100.	92	40430	No
167	GOM_NL__2PRFIN20091123_140721_00000472084_00296_40430_2089.N1	23-NOV-2009 14:07:21	Twilight	46.500	171	2Eps Crv	3.0010	4250.0	93	40430	No
168	GOM_NL__2PRFIN20091123_141647_00000432084_00297_40431_2095.N1	23-NOV-2009 14:16:47	Dark	42.500	113	Mu Vel	2.6920	5000.0	85	40431	No
169	GOM_NL__2PRFIN20091123_142337_00000422084_00297_40431_2096.N1	23-NOV-2009 14:23:37	Dark	41.500	41	Eps Car	1.8600	4100.0	83	40431	No
170	GOM_NL__2PRFIN20091123_142506_00000512084_00297_40431_2097.N1	23-NOV-2009 14:25:06	Dark	51.000	34	Gam2Vel	1.7930	23000.	102	40431	No
171	GOM_NL__2PRFIN20091123_142906_00000522084_00297_40431_2098.N1	23-NOV-2009 14:29:06	Dark	51.500	2	Alp Car	-0.73600	7000.0	103	40431	No
172	GOM_NL__2PRFIN20091123_143542_00000522084_00297_40431_2099.N1	23-NOV-2009 14:35:42	Dark	51.500	108	Alp Col	2.6520	15200.	103	40431	No
173	GOM_NL__2PRFIN20091123_144407_00000462084_00297_40431_2100.N1	23-NOV-2009 14:44:07	Straylight	46.000	165	34Gam Eri	2.9500	3200.0	92	40431	No
174	GOM_NL__2PRFIN20091123_144931_00000452084_00297_40431_2101.N1	23-NOV-2009 14:49:31	Twilight	45.000	94	92Alp Cet	2.5260	3100.0	90	40431	No
175	GOM_NL__2PRFIN20091123_145551_00000402084_00297_40431_2102.N1	23-NOV-2009 14:55:51	Bright	40.000	146	25Eta Tau	2.8730	15200.	80	40431	No
176	GOM_NL__2PRFIN20091123_145820_00000412084_00297_40431_2103.N1	23-NOV-2009 14:58:20	Bright	40.500	150	44Zet Per	2.8900	28000.	81	40431	No
177	GOM_NL__2PRFIN20091123_150015_00000382084_00297_40431_2104.N1	23-NOV-2009 15:00:15	Bright	37.500	79	26Bet Per	2.3100	13100.	75	40431	No
178	GOM_NL__2PRFIN20091123_150243_00000372084_00297_40431_2105.N1	23-NOV-2009 15:02:43	Bright	36.500	175	39Del Per	3.0100	19400.	73	40431	No
179	GOM_NL__2PRFIN20091123_152053_00000432084_00297_40431_2106.N1	23-NOV-2009 15:20:53	Bright	43.000	36	50Alp UMa	1.8000	6300.0	86	40431	No
180	GOM_NL__2PRFIN20091123_152231_00000442084_00297_40431_2107.N1	23-NOV-2009 15:22:31	Bright	44.000	82	48Bet UMa	2.3650	10600.	88	40431	No
181	GOM_NL__2PRFIN20091123_152403_00000482084_00297_40431_2108.N1	23-NOV-2009 15:24:03	Bright	48.000	87	64Gam UMa	2.4330	11000.	96	40431	No
182	GOM_NL__2PRFIN20091123_152647_00000512084_00297_40431_2109.N1	23-NOV-2009 15:26:47	Bright	51.000	174	52Psi UMa	3.0040	4400.0	102	40431	No
183	GOM_NL__2PRFIN20091123_152858_00000412084_00297_40431_2110.N1	23-NOV-2009 15:28:58	Bright	41.000	152	12Alp2CVn	2.8900	11000.	82	40431	No
184	GOM_NL__2PRFIN20091123_153738_00000482084_00297_40431_2111.N1	23-NOV-2009 15:37:38	Bright	48.000	62	94Bet Leo	2.1360	9700.0	96	40431	No
185	GOM_NL__2PRFIN20091123_154105_00000402084_00297_40431_2112.N1	23-NOV-2009 15:41:05	Bright	40.000	121	29Gam Vir	2.7400	7200.0	80	40431	No
186	GOM_NL__2PRFIN20091123_154624_00000442084_00297_40431_2113.N1	23-NOV-2009 15:46:24	Twilight	44.000	100	4Gam Crv	2.5800	13100.	88	40431	No
187	GOM_NL__2PRFIN20091123_154757_00000482084_00297_40431_2114.N1	23-NOV-2009 15:47:57	Twilight	48.000	171	2Eps Crv	3.0010	4250.0	96	40431	No
188	GOM_NL__2PRFIN20091123_155724_00000422084_00298_40432_2097.N1	23-NOV-2009 15:57:24	Dark	41.500	113	Mu Vel	2.6920	5000.0	83	40432	No
189	GOM_NL__2PRFIN20091123_160413_00000462084_00298_40432_2098.N1	23-NOV-2009 16:04:13	Dark	46.000	41	Eps Car	1.8600	4100.0	92	40432	No
190	GOM_NL__2PRFIN20091123_160543_00000482084_00298_40432_2099.N1	23-NOV-2009 16:05:43	Dark	48.000	34	Gam2Vel	1.7930	23000.	96	40432	No
191	GOM_NL__2PRFIN20091123_160942_00000582084_00298_40432_2100.N1	23-NOV-2009 16:09:42	Dark	57.500	2	Alp Car	-0.73600	7000.0	115	40432	No
192	GOM_NL__2PRFIN20091123_161618_00000522084_00298_40432_2101.N1	23-NOV-2009 16:16:18	Dark	51.500	108	Alp Col	2.6520	15200.	103	40432	No
193	GOM_NL__2PRFIN20091123_162443_00000482084_00298_40432_2102.N1	23-NOV-2009 16:24:43	Straylight	47.500	165	34Gam Eri	2.9500	3200.0	95	40432	No
194	GOM_NL__2PRFIN20091123_163008_00000462084_00298_40432_2103.N1	23-NOV-2009 16:30:08	Twilight	45.500	94	92Alp Cet	2.5260	3100.0	91	40432	No
195	GOM_NL__2PRFIN20091123_163626_00000422084_00298_40432_2104.N1	23-NOV-2009 16:36:26	Bright	42.000	146	25Eta Tau	2.8730	15200.	84	40432	No
196	GOM_NL__2PRFIN20091123_163856_00000422084_00298_40432_2105.N1	23-NOV-2009 16:38:56	Bright	41.500	150	44Zet Per	2.8900	28000.	83	40432	No
197	GOM_NL__2PRFIN20091123_164050_00000392084_00298_40432_2106.N1	23-NOV-2009 16:40:50	Bright	38.500	79	26Bet Per	2.3100	13100.	77	40432	No
198	GOM_NL__2PRFIN20091123_164319_00000392084_00298_40432_2107.N1	23-NOV-2009 16:43:19	Bright	39.000	175	39Del Per	3.0100	19400.	78	40432	No
199	GOM_NL__2PRFIN20091123_170128_00000392084_00298_40432_2108.N1	23-NOV-2009 17:01:28	Bright	38.500	36	50Alp UMa	1.8000	6300.0	77	40432	No
200	GOM_NL__2PRFIN20091123_170307_00000422084_00298_40432_2109.N1	23-NOV-2009 17:03:07	Bright	42.000	82	48Bet UMa	2.3650	10600.	84	40432	No
201	GOM_NL__2PRFIN20091123_170438_00000442084_00298_40432_2110.N1	23-NOV-2009 17:04:38	Bright	43.500	87	64Gam UMa	2.4330	11000.	87	40432	No
202	GOM_NL__2PRFIN20091123_170723_00000702084_00298_40432_2111.N1	23-NOV-2009 17:07:23	Bright	70.000	174	52Psi UMa	3.0040	4400.0	140	40432	No
203	GOM_NL__2PRFIN20091123_170934_00000552084_00298_40432_2112.N1	23-NOV-2009 17:09:34	Bright	55.000	152	12Alp2CVn	2.8900	11000.	110	40432	No
204	GOM_NL__2PRFIN20091123_171814_00000502084_00298_40432_2113.N1	23-NOV-2009 17:18:14	Bright	49.500	62	94Bet Leo	2.1360	9700.0	99	40432	No
205	GOM_NL__2PRFIN20091123_172141_00000402084_00298_40432_2114.N1	23-NOV-2009 17:21:41	Bright	40.000	121	29Gam Vir	2.7400	7200.0	80	40432	No
206	GOM_NL__2PRFIN20091123_172701_00000462084_00298_40432_2115.N1	23-NOV-2009 17:27:01	Twilight	45.500	100	4Gam Crv	2.5800	13100.	91	40432	No
207	GOM_NL__2PRFIN20091123_172834_00000492084_00298_40432_2116.N1	23-NOV-2009 17:28:34	Twilight	49.000	171	2Eps Crv	3.0010	4250.0	98	40432	No
208	GOM_NL__2PRFIN20091123_173800_00000412084_00299_40433_2106.N1	23-NOV-2009 17:38:00	Dark	40.500	113	Mu Vel	2.6920	5000.0	81	40433	No
209	GOM_NL__2PRFIN20091123_174450_00000452084_00299_40433_2107.N1	23-NOV-2009 17:44:50	Dark	44.500	41	Eps Car	1.8600	4100.0	89	40433	No
210	GOM_NL__2PRFIN20091123_174620_00000502084_00299_40433_2108.N1	23-NOV-2009 17:46:20	Dark	50.000	34	Gam2Vel	1.7930	23000.	100	40433	No
211	GOM_NL__2PRFIN20091123_175019_00000572084_00299_40433_2109.N1	23-NOV-2009 17:50:19	Dark	56.500	2	Alp Car	-0.73600	7000.0	113	40433	No
212	GOM_NL__2PRFIN20091123_175655_00000512084_00299_40433_2110.N1	23-NOV-2009 17:56:55	Dark	50.500	108	Alp Col	2.6520	15200.	101	40433	No
213	GOM_NL__2PRFIN20091123_180519_00000482084_00299_40433_2111.N1	23-NOV-2009 18:05:19	Straylight	48.000	165	34Gam Eri	2.9500	3200.0	96	40433	No
214	GOM_NL__2PRFIN20091123_181043_00000462084_00299_40433_2112.N1	23-NOV-2009 18:10:43	Twilight	46.000	94	92Alp Cet	2.5260	3100.0	92	40433	No
215	GOM_NL__2PRFIN20091123_181702_00000412084_00299_40433_2113.N1	23-NOV-2009 18:17:02	Bright	41.000	146	25Eta Tau	2.8730	15200.	82	40433	No
216	GOM_NL__2PRFIN20091123_181932_00000302084_00299_40433_2114.N1	23-NOV-2009 18:19:32	Bright	29.500	150	44Zet Per	2.8900	28000.	59	40433	No
217	GOM_NL__2PRFIN20091123_182126_00000272084_00299_40433_2115.N1	23-NOV-2009 18:21:26	Bright	27.000	79	26Bet Per	2.3100	13100.	54	40433	No
218	GOM_NL__2PRFIN20091123_182355_00000372084_00299_40433_2116.N1	23-NOV-2009 18:23:55	Bright	37.000	175	39Del Per	3.0100	19400.	74	40433	No
219	GOM_NL__2PRFIN20091123_184204_00000472084_00299_40433_2117.N1	23-NOV-2009 18:42:04	Bright	47.000	36	50Alp UMa	1.8000	6300.0	94	40433	No

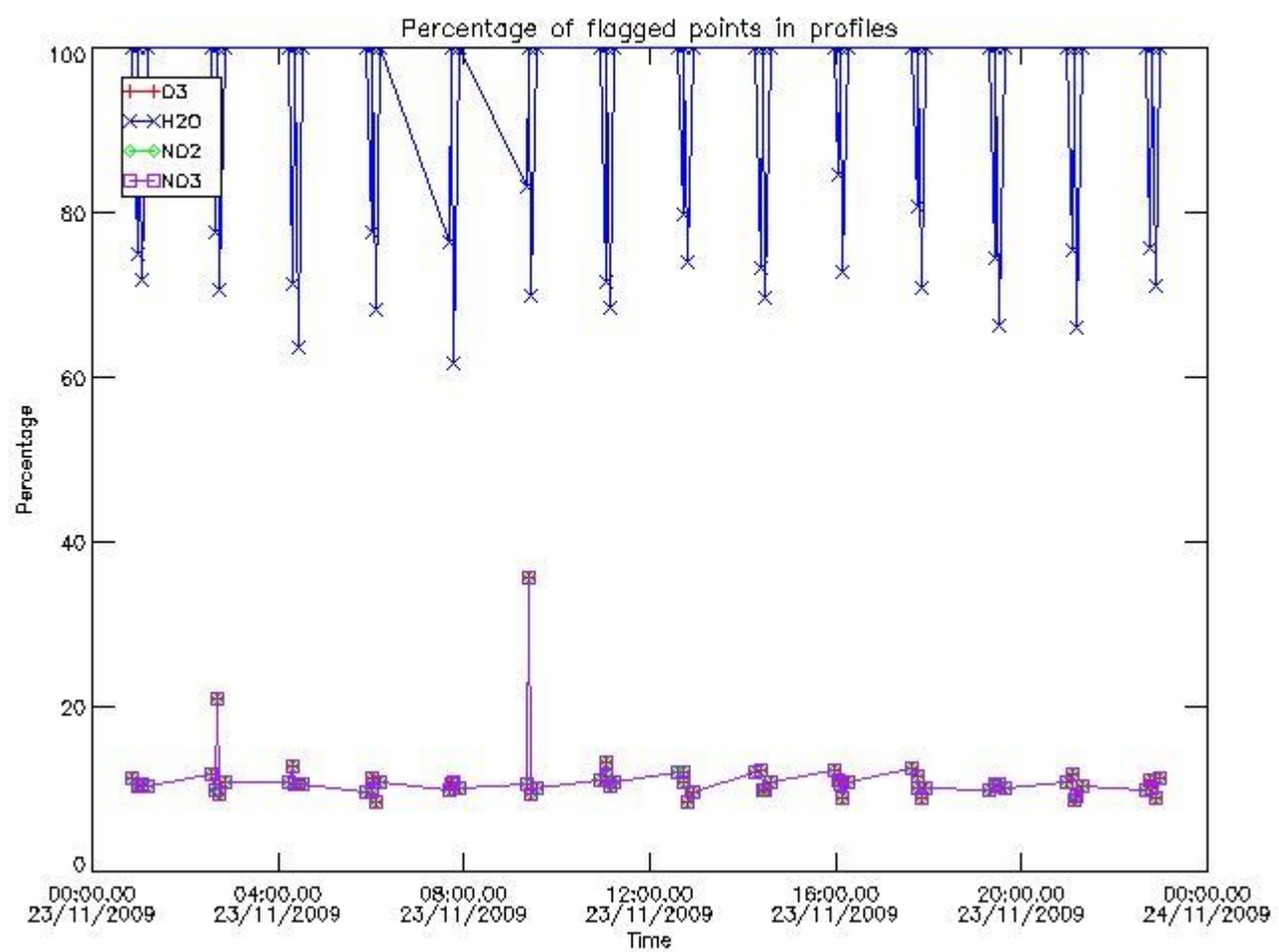
220	GOM_NL__2PRFIN20091123_184342_000000442084_00299_40433_2118.N1	23-NOV-2009 18:43:42	Bright	43.500	82	48Bet UMa	2.3650	10600.	87	40433	No
221	GOM_NL__2PRFIN20091123_184514_000000412084_00299_40433_2119.N1	23-NOV-2009 18:45:14	Bright	41.000	87	64Gam UMa	2.4330	11000.	82	40433	No
222	GOM_NL__2PRFIN20091123_184759_000000512084_00299_40433_2120.N1	23-NOV-2009 18:47:59	Bright	50.500	174	52Psi UMa	3.0040	4400.0	101	40433	No
223	GOM_NL__2PRFIN20091123_185010_000000532084_00299_40433_2121.N1	23-NOV-2009 18:50:10	Bright	52.500	152	12Alp2CVn	2.8900	11000.	105	40433	No
224	GOM_NL__2PRFIN20091123_185851_000000492084_00299_40433_2122.N1	23-NOV-2009 18:58:51	Bright	48.500	62	94Bet Leo	2.1360	9700.0	97	40433	No
225	GOM_NL__2PRFIN20091123_190217_000000402084_00299_40433_2123.N1	23-NOV-2009 19:02:17	Bright	39.500	121	29Gam Vir	2.7400	7200.0	79	40433	No
226	GOM_NL__2PRFIN20091123_190737_000000452084_00299_40433_2124.N1	23-NOV-2009 19:07:37	Twilight	44.500	100	4Gam Crv	2.5800	13100.	89	40433	No
227	GOM_NL__2PRFIN20091123_190910_000000482084_00299_40433_2125.N1	23-NOV-2009 19:09:10	Twilight	47.500	171	2Eps Crv	3.0010	4250.0	95	40433	No
228	GOM_NL__2PRFIN20091123_191837_000000522084_00300_40434_2115.N1	23-NOV-2009 19:18:37	Dark	51.500	113	Mu Vel	2.6920	5000.0	103	40434	No
229	GOM_NL__2PRFIN20091123_192527_000000542084_00300_40434_2116.N1	23-NOV-2009 19:25:27	Dark	53.500	41	Eps Car	1.8600	4100.0	107	40434	No
230	GOM_NL__2PRFIN20091123_192657_000000492084_00300_40434_2117.N1	23-NOV-2009 19:26:57	Dark	48.500	34	Gam2Vel	1.7930	23000.	97	40434	No
231	GOM_NL__2PRFIN20091123_193056_000000482084_00300_40434_2118.N1	23-NOV-2009 19:30:56	Dark	47.500	2	Alp Car	-0.73600	7000.0	95	40434	No
232	GOM_NL__2PRFIN20091123_193731_000000502084_00300_40434_2119.N1	23-NOV-2009 19:37:31	Dark	50.000	108	Alp Col	2.6520	15200.	100	40434	No
233	GOM_NL__2PRFIN20091123_194555_000000462084_00300_40434_2120.N1	23-NOV-2009 19:45:55	Straylight	46.000	165	34Gam Eri	2.9500	3200.0	92	40434	No
234	GOM_NL__2PRFIN20091123_195120_000000462084_00300_40434_2121.N1	23-NOV-2009 19:51:20	Twilight	46.000	94	92Alp Cet	2.5260	3100.0	92	40434	No
235	GOM_NL__2PRFIN20091123_195738_000000412084_00300_40434_2122.N1	23-NOV-2009 19:57:38	Bright	40.500	146	25Eta Tau	2.8730	15200.	81	40434	No
236	GOM_NL__2PRFIN20091123_200007_000000422084_00300_40434_2123.N1	23-NOV-2009 20:00:07	Bright	41.500	150	44Zet Per	2.8900	28000.	83	40434	No
237	GOM_NL__2PRFIN20091123_200202_000000382084_00300_40434_2124.N1	23-NOV-2009 20:02:02	Bright	37.500	79	26Bet Per	2.3100	13100.	75	40434	No
238	GOM_NL__2PRFIN20091123_200430_000000392084_00300_40434_2125.N1	23-NOV-2009 20:04:30	Bright	38.500	175	39Del Per	3.0100	19400.	77	40434	No
239	GOM_NL__2PRFIN20091123_202239_000000492084_00300_40434_2126.N1	23-NOV-2009 20:22:39	Bright	49.000	36	50Alp UMa	1.8000	6300.0	98	40434	No
240	GOM_NL__2PRFIN20091123_202418_000000422084_00300_40434_2127.N1	23-NOV-2009 20:24:18	Bright	41.500	82	48Bet UMa	2.3650	10600.	83	40434	No
241	GOM_NL__2PRFIN20091123_202550_000000602084_00300_40434_2128.N1	23-NOV-2009 20:25:50	Bright	60.000	87	64Gam UMa	2.4330	11000.	120	40434	No
242	GOM_NL__2PRFIN20091123_202834_000000502084_00300_40434_2129.N1	23-NOV-2009 20:28:34	Bright	49.500	174	52Psi UMa	3.0040	4400.0	99	40434	No
243	GOM_NL__2PRFIN20091123_203046_000000552084_00300_40434_2130.N1	23-NOV-2009 20:30:46	Bright	55.000	152	12Alp2CVn	2.8900	11000.	110	40434	No
244	GOM_NL__2PRFIN20091123_203927_000000512084_00300_40434_2131.N1	23-NOV-2009 20:39:27	Bright	51.000	62	94Bet Leo	2.1360	9700.0	102	40434	No
245	GOM_NL__2PRFIN20091123_204254_000000572084_00300_40434_2132.N1	23-NOV-2009 20:42:54	Bright	56.500	121	29Gam Vir	2.7400	7200.0	113	40434	No
246	GOM_NL__2PRFIN20091123_204814_000000412084_00300_40434_2133.N1	23-NOV-2009 20:48:14	Twilight	40.500	100	4Gam Crv	2.5800	13100.	81	40434	No
247	GOM_NL__2PRFIN20091123_204947_000000492084_00300_40434_2134.N1	23-NOV-2009 20:49:47	Twilight	48.500	171	2Eps Crv	3.0010	4250.0	97	40434	No
248	GOM_NL__2PRFIN20091123_205914_000000472084_00301_40435_2144.N1	23-NOV-2009 20:59:14	Dark	47.000	113	Mu Vel	2.6920	5000.0	94	40435	No
249	GOM_NL__2PRFIN20091123_210603_000000432084_00301_40435_2145.N1	23-NOV-2009 21:06:03	Dark	43.000	41	Eps Car	1.8600	4100.0	86	40435	No
250	GOM_NL__2PRFIN20091123_210734_000000602084_00301_40435_2146.N1	23-NOV-2009 21:07:34	Dark	59.500	34	Gam2Vel	1.7930	23000.	119	40435	No
251	GOM_NL__2PRFIN20091123_211132_000000552084_00301_40435_2147.N1	23-NOV-2009 21:11:32	Dark	55.000	2	Alp Car	-0.73600	7000.0	110	40435	No
252	GOM_NL__2PRFIN20091123_211808_000000492084_00301_40435_2148.N1	23-NOV-2009 21:18:08	Dark	49.000	108	Alp Col	2.6520	15200.	98	40435	No
253	GOM_NL__2PRFIN20091123_212631_000000482084_00301_40435_2149.N1	23-NOV-2009 21:26:31	Straylight	47.500	165	34Gam Eri	2.9500	3200.0	95	40435	No
254	GOM_NL__2PRFIN20091123_213155_000000462084_00301_40435_2150.N1	23-NOV-2009 21:31:55	Twilight	45.500	94	92Alp Cet	2.5260	3100.0	91	40435	No
255	GOM_NL__2PRFIN20091123_213813_000000422084_00301_40435_2151.N1	23-NOV-2009 21:38:13	Bright	42.000	146	25Eta Tau	2.8730	15200.	84	40435	No
256	GOM_NL__2PRFIN20091123_214043_000000402084_00301_40435_2152.N1	23-NOV-2009 21:40:43	Bright	40.000	150	44Zet Per	2.8900	28000.	80	40435	No
257	GOM_NL__2PRFIN20091123_214238_000000412084_00301_40435_2153.N1	23-NOV-2009 21:42:38	Bright	41.000	79	26Bet Per	2.3100	13100.	82	40435	No
258	GOM_NL__2PRFIN20091123_214506_000000382084_00301_40435_2154.N1	23-NOV-2009 21:45:06	Bright	38.000	175	39Del Per	3.0100	19400.	76	40435	No
259	GOM_NL__2PRFIN20091123_220315_000000452084_00301_40435_2155.N1	23-NOV-2009 22:03:15	Bright	45.000	36	50Alp UMa	1.8000	6300.0	90	40435	No
260	GOM_NL__2PRFIN20091123_220453_000000472084_00301_40435_2156.N1	23-NOV-2009 22:04:53	Bright	46.500	82	48Bet UMa	2.3650	10600.	93	40435	No
261	GOM_NL__2PRFIN20091123_220625_000000462084_00301_40435_2157.N1	23-NOV-2009 22:06:25	Bright	46.000	87	64Gam UMa	2.4330	11000.	92	40435	No
262	GOM_NL__2PRFIN20091123_220910_000000482084_00301_40435_2158.N1	23-NOV-2009 22:09:10	Bright	48.000	174	52Psi UMa	3.0040	4400.0	96	40435	No
263	GOM_NL__2PRFIN20091123_221122_000000382084_00301_40435_2159.N1	23-NOV-2009 22:11:22	Bright	38.000	152	12Alp2CVn	2.8900	11000.	76	40435	No
264	GOM_NL__2PRFIN20091123_222004_000000492084_00301_40435_2160.N1	23-NOV-2009 22:20:04	Bright	48.500	62	94Bet Leo	2.1360	9700.0	97	40435	No
265	GOM_NL__2PRFIN20091123_222330_000000372084_00301_40435_2161.N1	23-NOV-2009 22:23:30	Bright	37.000	121	29Gam Vir	2.7400	7200.0	74	40435	No
266	GOM_NL__2PRFIN20091123_222850_000000442084_00301_40435_2162.N1	23-NOV-2009 22:28:50	Twilight	44.000	100	4Gam Crv	2.5800	13100.	88	40435	No
267	GOM_NL__2PRFIN20091123_223024_000000472084_00301_40435_2163.N1	23-NOV-2009 22:30:24	Twilight	46.500	171	2Eps Crv	3.0010	4250.0	93	40435	No
268	GOM_NL__2PRFIN20091123_223950_000000522084_00302_40436_2153.N1	23-NOV-2009 22:39:50	Dark	52.000	113	Mu Vel	2.6920	5000.0	104	40436	No
269	GOM_NL__2PRFIN20091123_224640_000000462084_00302_40436_2154.N1	23-NOV-2009 22:46:40	Dark	45.500	41	Eps Car	1.8600	4100.0	91	40436	No
270	GOM_NL__2PRFIN20091123_224810_000000512084_00302_40436_2155.N1	23-NOV-2009 22:48:10	Dark	50.500	34	Gam2Vel	1.7930	23000.	101	40436	No
271	GOM_NL__2PRFIN20091123_225208_000000582084_00302_40436_2156.N1	23-NOV-2009 22:52:08	Dark	57.500	2	Alp Car	-0.73600	7000.0	115	40436	No
272	GOM_NL__2PRFIN20091123_225844_000000492084_00302_40436_2157.N1	23-NOV-2009 22:58:44	Dark	49.000	108	Alp Col	2.6520	15200.	98	40436	No
273	GOM_NL__2PRFIN20091123_230707_000000462084_00302_40436_2158.N1	23-NOV-2009 23:07:07	Straylight	45.500	165	34Gam Eri	2.9500	3200.0	91	40436	No
274	GOM_NL__2PRFIN20091123_231231_000000452084_00302_40436_2159.N1	23-NOV-2009 23:12:31	Twilight	45.000	94	92Alp Cet	2.5260	3100.0	90	40436	No
275	GOM_NL__2PRFIN20091123_231849_000000402084_00302_40436_2160.N1	23-NOV-2009 23:18:49	Bright	39.500	146	25Eta Tau	2.8730	15200.	79	40436	No
276	GOM_NL__2PRFIN20091123_232118_000000412084_00302_40436_2161.N1	23-NOV-2009 23:21:18	Bright	40.500	150	44Zet Per	2.8900	28000.	81	40436	No
277	GOM_NL__2PRFIN20091123_232313_000000382084_00302_40436_2162.N1	23-NOV-2009 23:23:13	Bright	38.000	79	26Bet Per	2.3100	13100.	76	40436	No
278	GOM_NL__2PRFIN20091123_232541_000000382084_00302_40436_2163.N1	23-NOV-2009 23:25:41	Bright	38.000	175	39Del Per	3.0100	19400.	76	40436	No

279	GOM_NL__2PRFIN20091123_234351_000000422084_00302_40436_2164.N1	23-NOV-2009 23:43:51	Bright	42.000	36	50Alp UMa	1.8000	6300.0	84	40436	No
280	GOM_NL__2PRFIN20091123_234528_000000462084_00302_40436_2165.N1	23-NOV-2009 23:45:28	Bright	45.500	82	48Bet UMa	2.3650	10600.	91	40436	No
281	GOM_NL__2PRFIN20091123_234701_000000442084_00302_40436_2166.N1	23-NOV-2009 23:47:01	Bright	44.000	87	64Gam UMa	2.4330	11000.	88	40436	No
282	GOM_NL__2PRFIN20091123_234946_000000522084_00302_40436_2167.N1	23-NOV-2009 23:49:46	Bright	51.500	174	52Psi UMa	3.0040	4400.0	103	40436	No
283	GOM_NL__2PRFIN20091123_235158_000000212084_00302_40436_2168.N1	23-NOV-2009 23:51:58	Twilight_stray	20.500	152	12Alp2CVn	2.8900	11000.	41	40436	No

3. Quality information per product

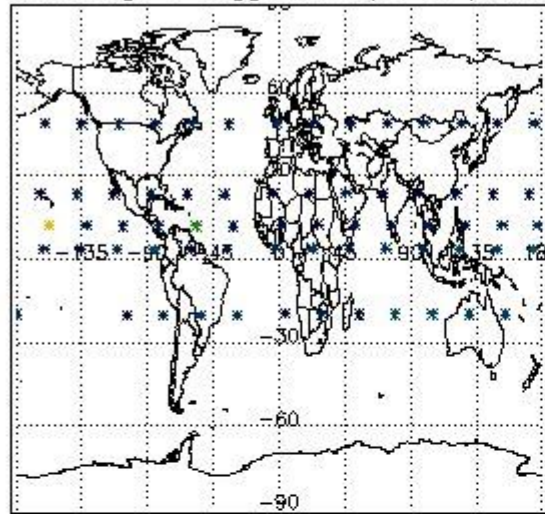
In this section it is plotted some information contained in the Quality Summary data set of the level 2 products. Only products in dark limb conditions and without errors (error flag in the MPH set to "0") are used.

3.1 Plot quality information per product (time dependant)

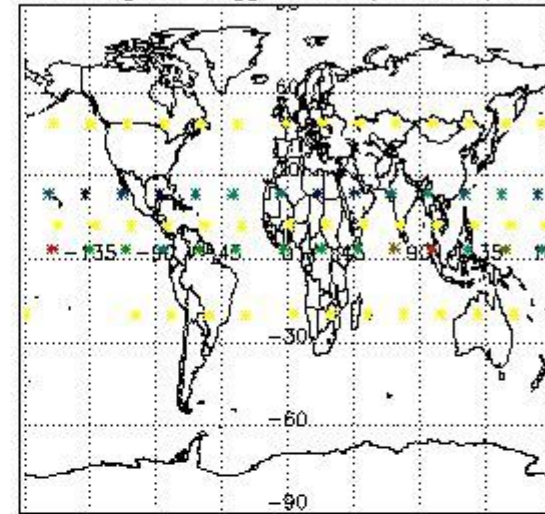


3.2 Plot quality information per product (world map)

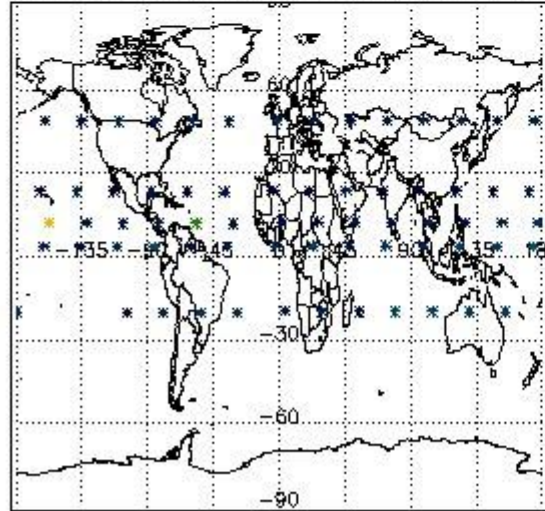
Percentage of flagged data per O3 profile



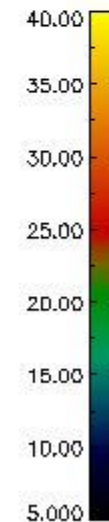
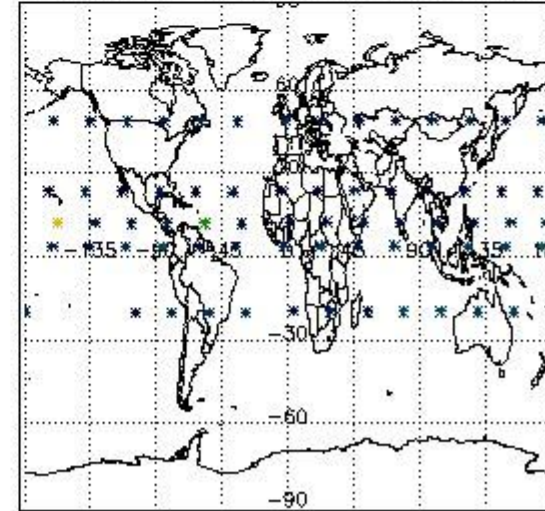
Percentage of flagged data per H2O profile



Percentage of flagged data per NO2 profile



Percentage of flagged data per NO3 profile

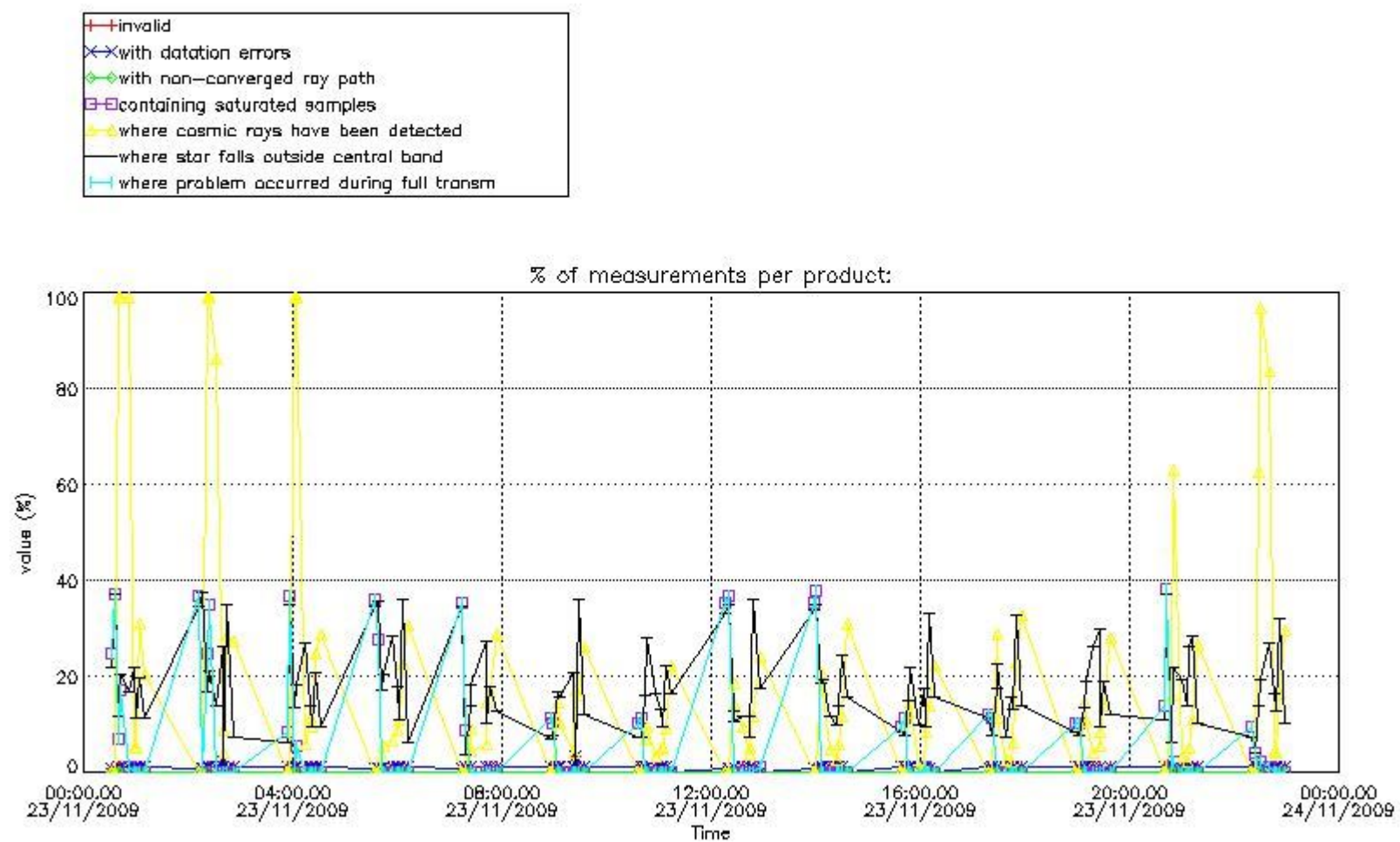


4. Level 1 quality information per product

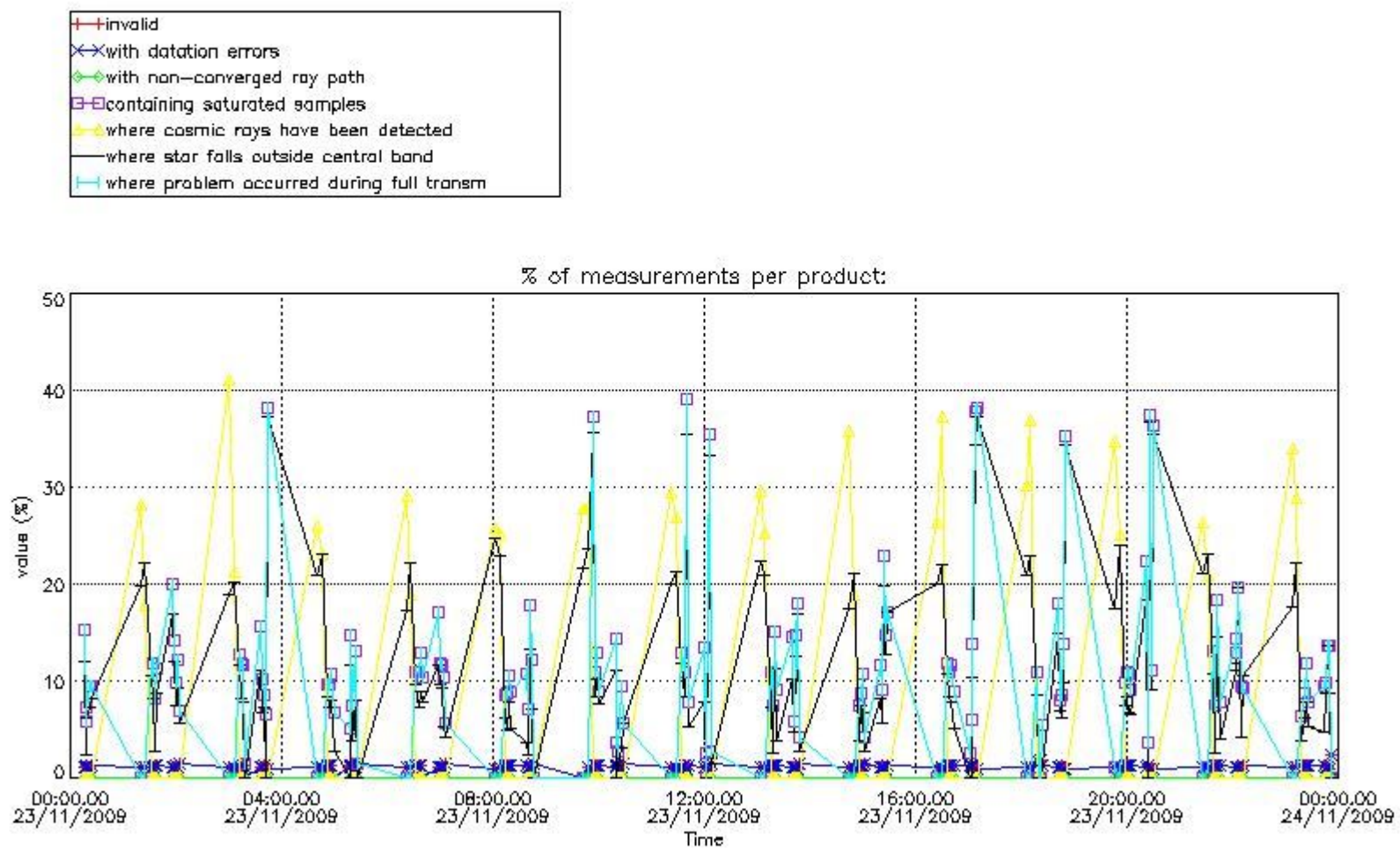
In this section it is plotted some information contained in the Quality Summary data set of the level 2 products that comes from the level 1b processing. Products without errors (error flag in the MPH set to "0") are used.

4.1 Plot quality information per product (time dependant) coming from level 1b processing

4.1.1 Plot level 1 quality information per product (time dependant): ENVISAT ASCENDING passes



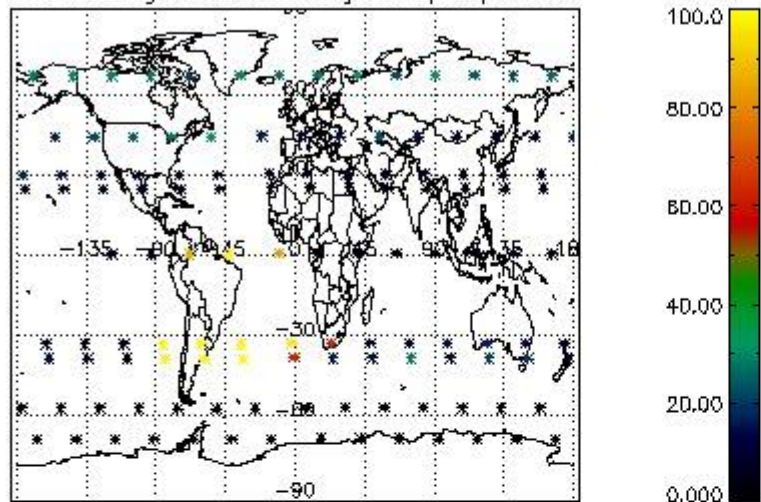
4.1.2 Plot level 1 quality information per product (time dependant): ENVISAT DESCENDING passes



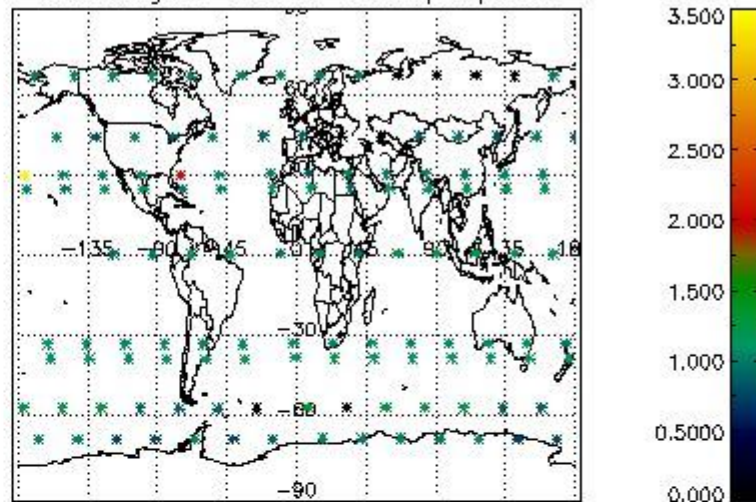
4.2 Plot quality information per product coming from level 1b processing (world map)

4.2.1 Plot level 1 quality information per product (world map): ENVISAT ASCENDING passes

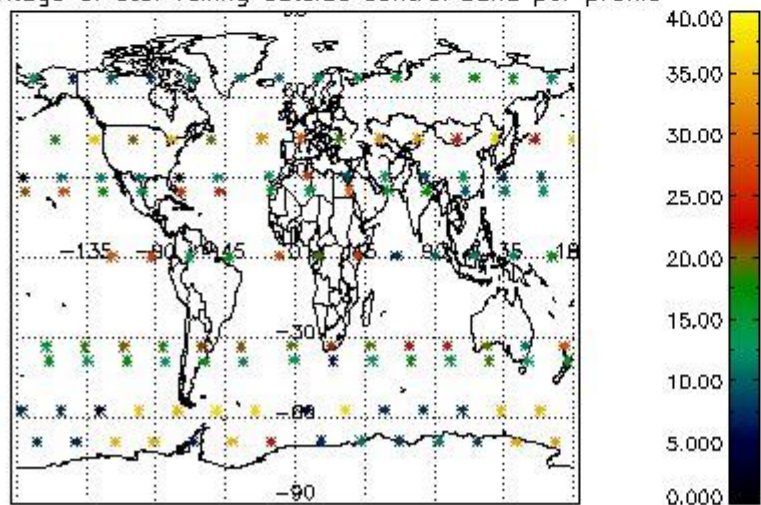
Percentage of cosmic ray hits per profile



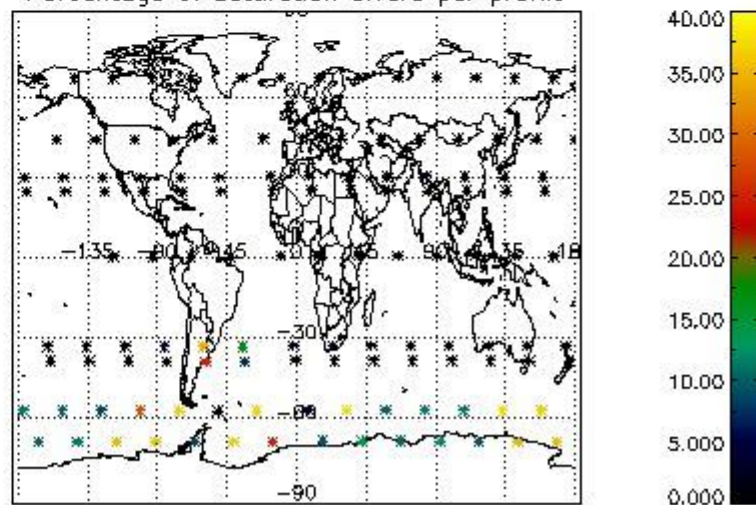
Percentage of datation errors per profile



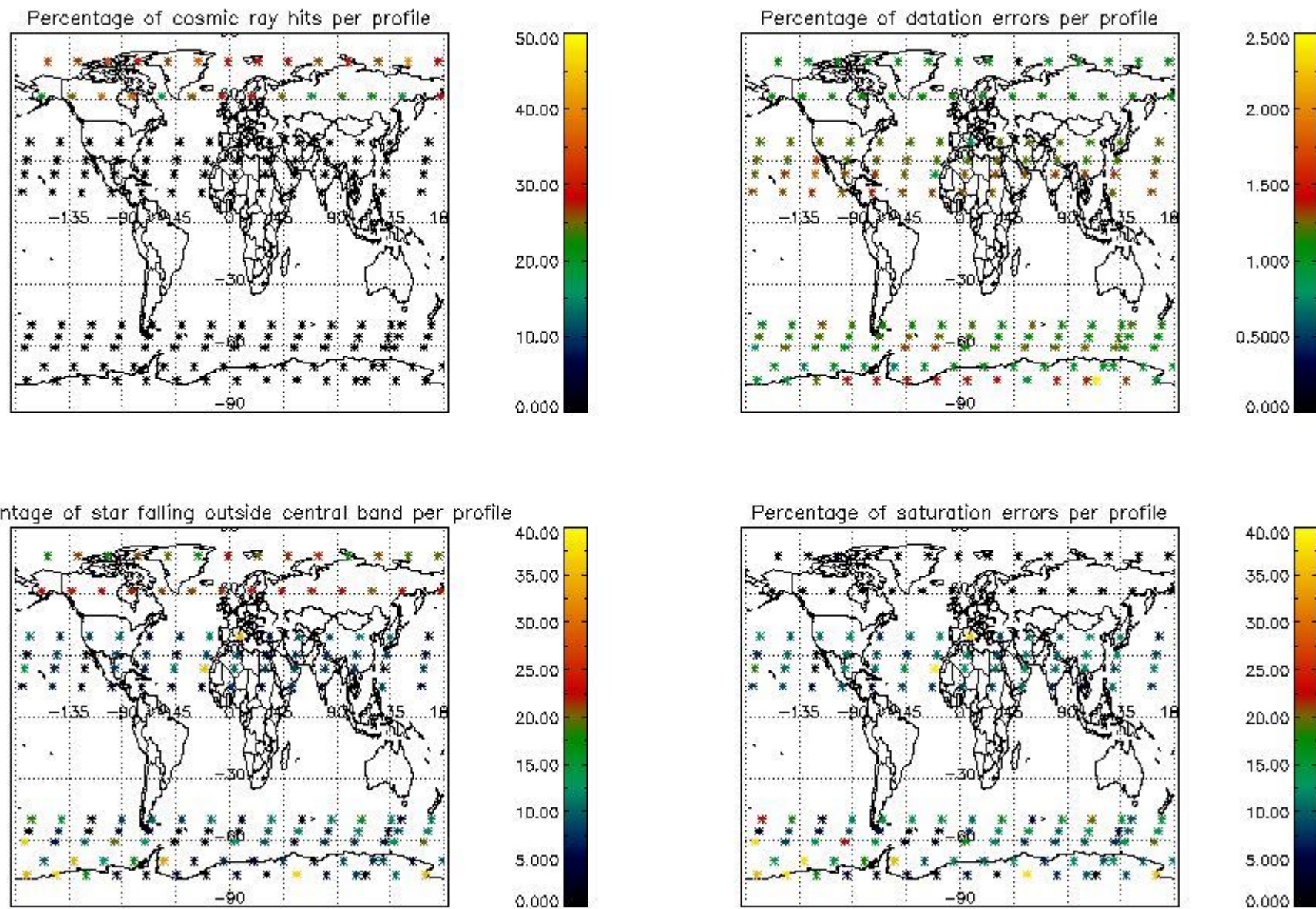
Percentage of star falling outside central band per profile



Percentage of saturation errors per profile



4.2.2 Plot level 1 quality information per product (world map): ENVISAT DESCENDING passes



5. Trace gas profiles

5.1 Ozone statistics based on quality of products

The final quality of the products can be "measured" using the STD (Standard Deviation) attached to every point profile. This information is written to the parameter GOM_NL__2P/NL_LOCAL_SPECIES_DENSITY/o3_std of the level 2 products. The table below shows the statistics for given STD ranges.

The statistics are given with respect to the overall valid production:

- Products without fatal errors: GOM_NL__2P/MPH/PRODUCT_ERR=0
- Valid point profile: GOM_NL__2P/NL_LOCAL_SPECIES_DENSITY/pcd(0)=0

The 'Criteria' is applied to valid points of dark limb products:

- Products in dark limb illumination condition: GOM_NL__2P/NL_SUMMARY_QUALITY/obs_ill_cond=0
- Products without fatal errors: GOM_NL__2P/MPH/PRODUCT_ERR=0
- Valid point profile: GOM_NL__2P/NL_LOCAL_SPECIES_DENSITY/pcd(0)=0

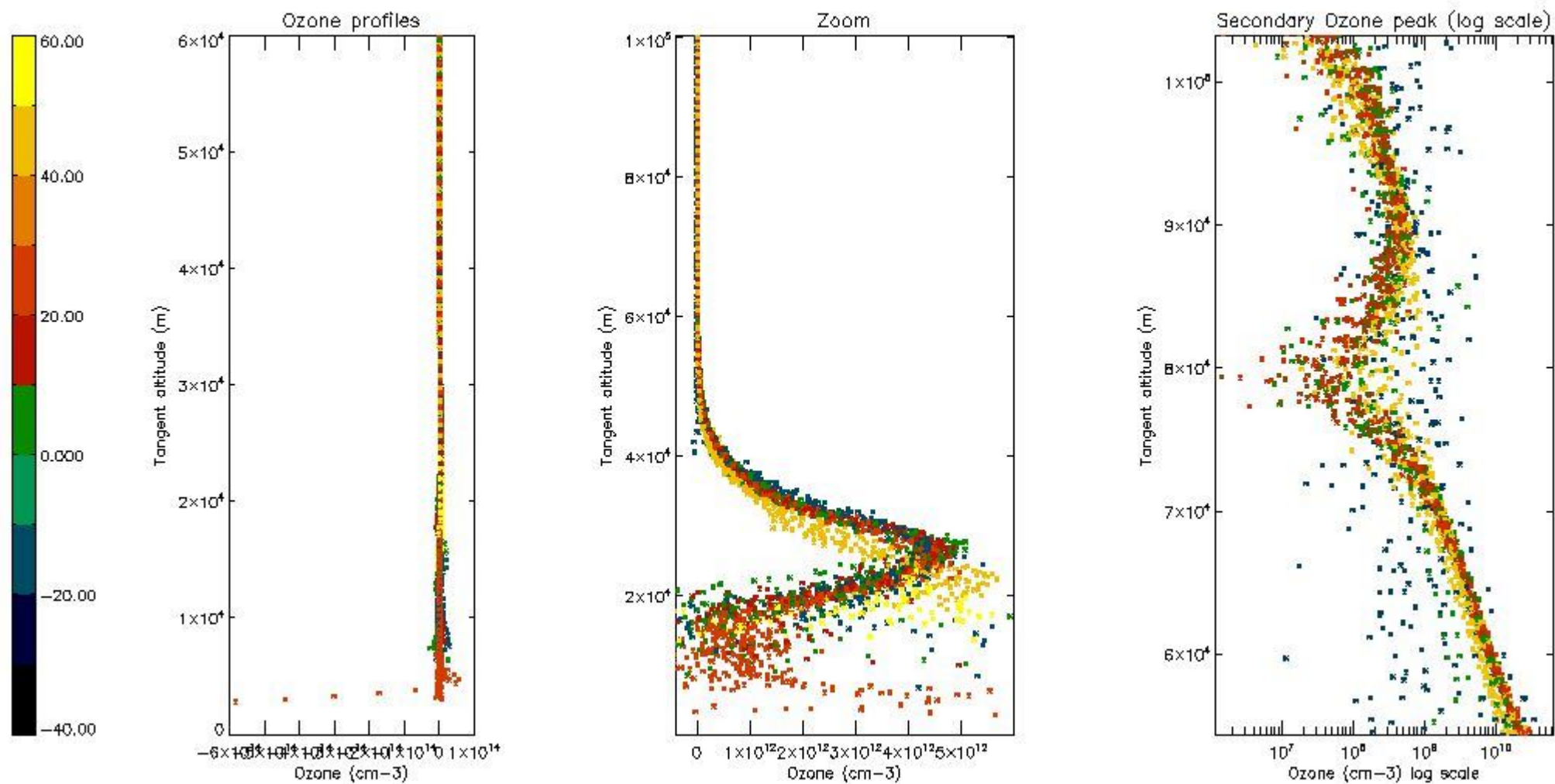
So, the table below shows the percentage of dark limb and valid observations for each criteria with respect to the overall valid daily observations.

Criteria	% of total production
All STD	26
STD < 20	14

STD < 10	11
STD < 5	7

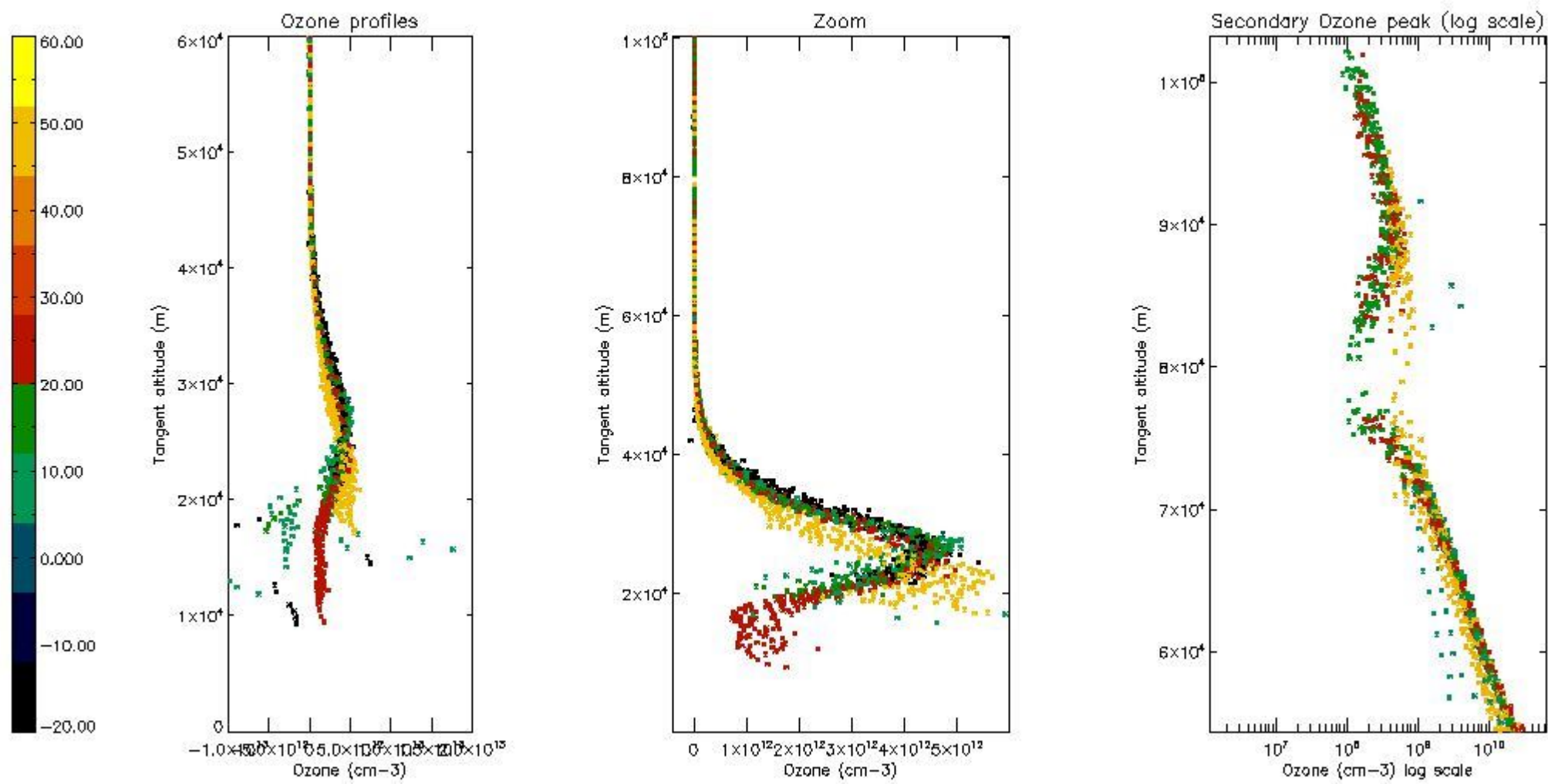
5.2 Plot ozone profiles for all STD (dark without errors)

The colorbar represents the latitude.



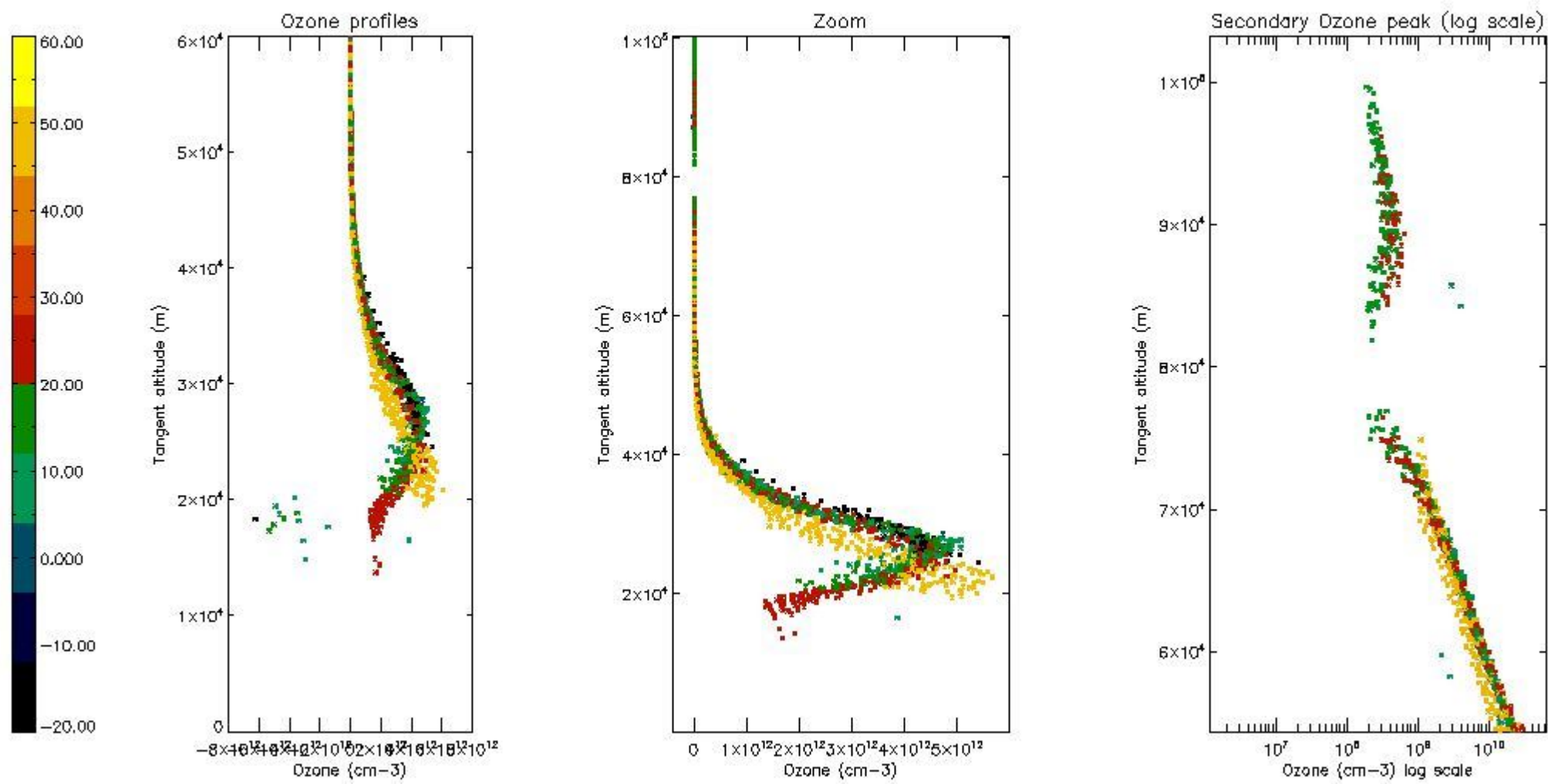
5.3 Plot ozone profiles where STD < 20% (dark without errors)

The colorbar represents the latitude.



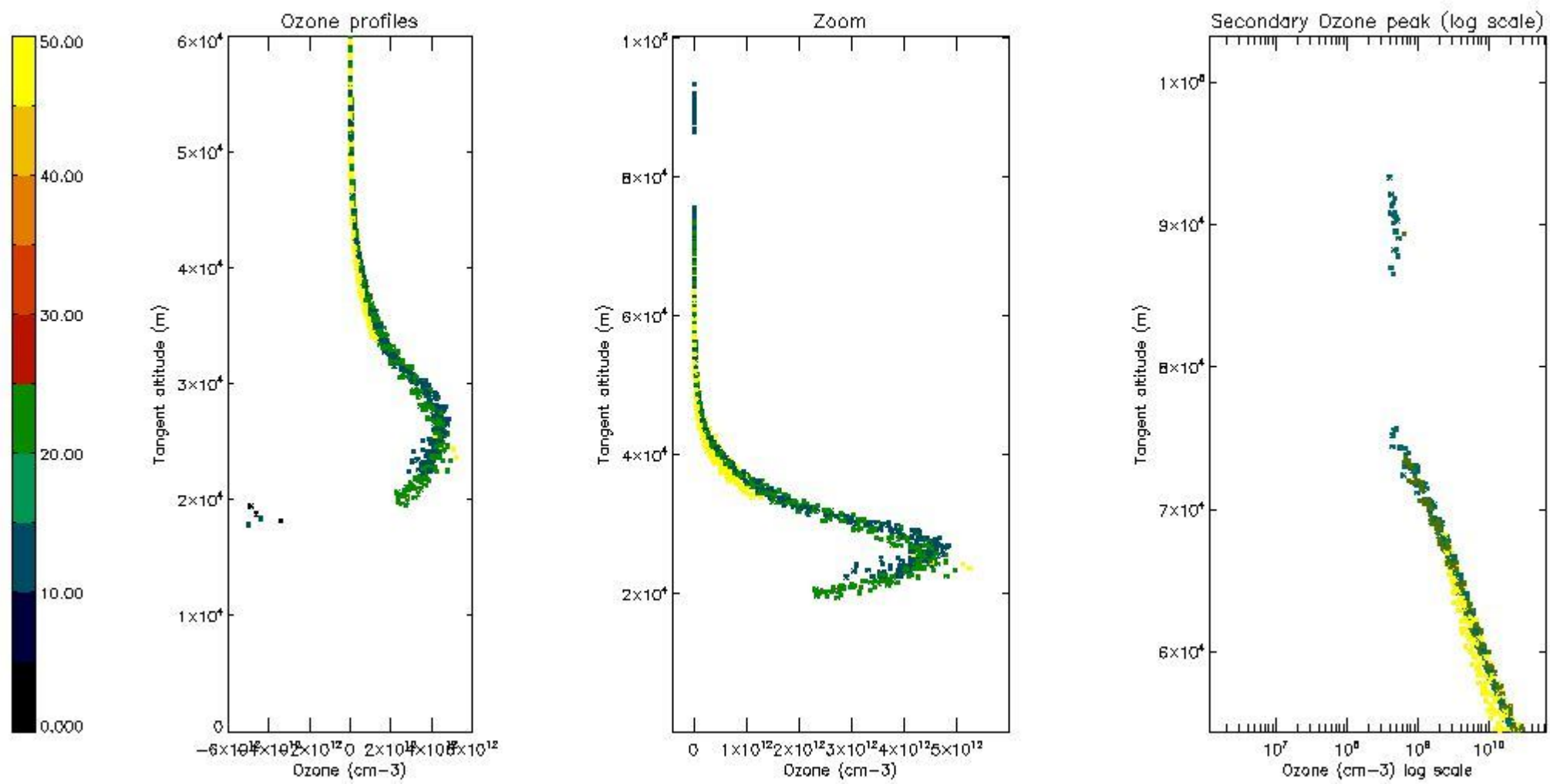
5.4 Plot ozone profiles where $STD < 10\%$ (dark without errors)

The colorbar represents the latitude.



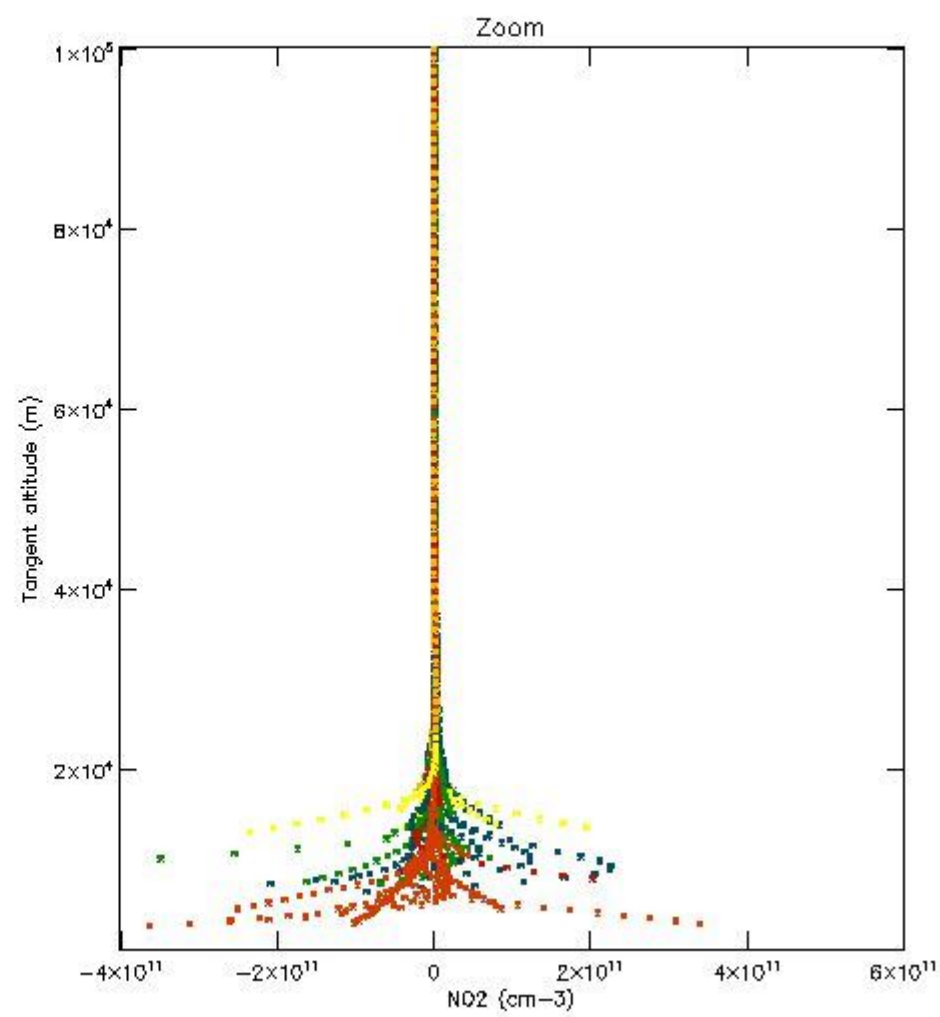
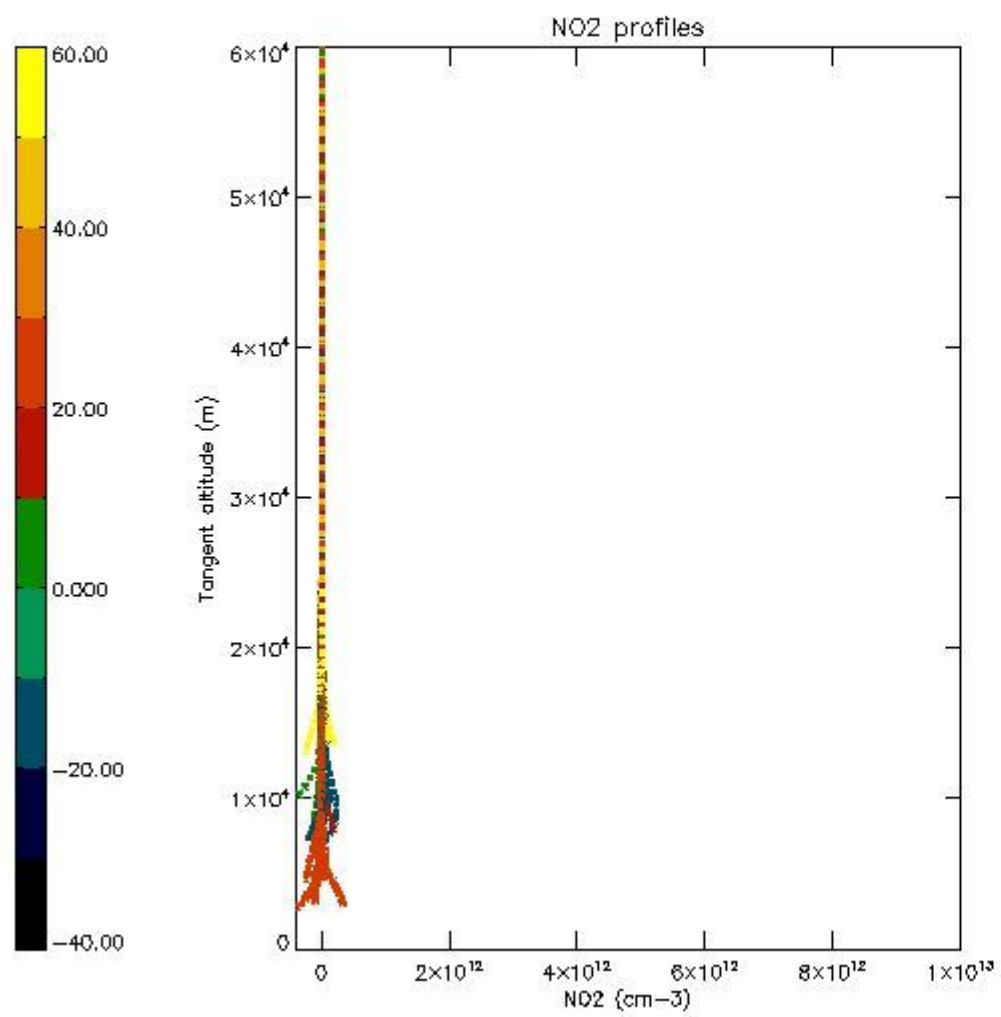
5.5 Plot ozone profiles where STD < 5% (dark without errors)

The colorbar represents the latitude.



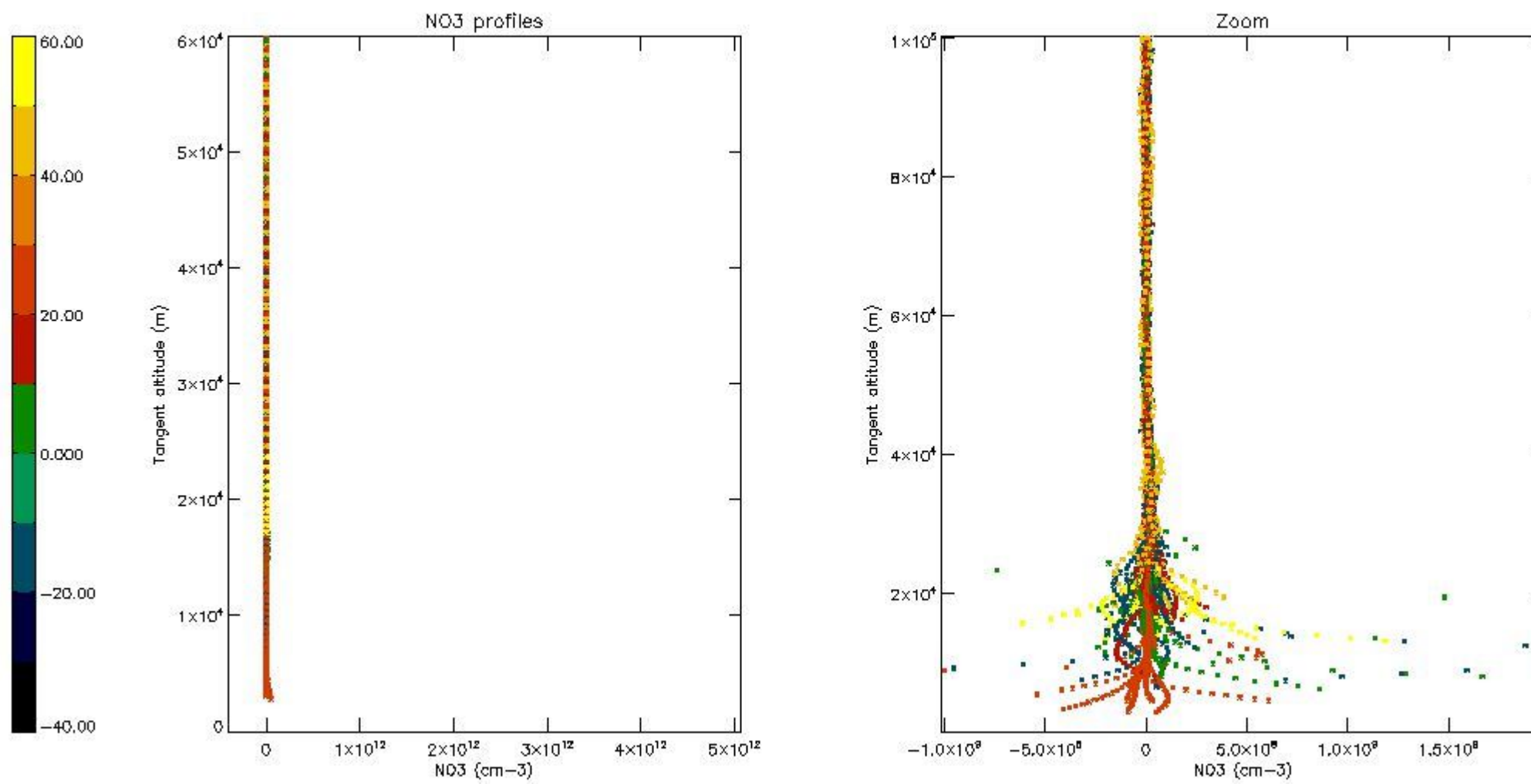
5.6 Plot NO₂ profiles for all STD (dark without errors)

The colorbar represents the latitude.



5.7 Plot NO3 profiles for all STD (dark without errors)

The colorbar represents the latitude.



6. Auxiliary Data Files used for the production reported in section 2

The number reported in the third column indicates since which file (see list in section 2) the corresponding auxiliary file has been used. The fourth column is the date of those product files.

Type	Auxiliary Filename	Used since product	Used since product date
INST_PHYS_CHARACTERISTICS	GOM_INS_AXVIEC20091111_143220_20030716_120000_20500101_000000	1	23-NOV-2009 00:15:31
LEVEL-2_PROC_CONFIG	GOM_PR2_AXVIEC20091111_152718_20020301_000000_20500101_000000	1	23-NOV-2009 00:15:31
CROSS_SECTIONS_FILE	GOM_CRS_AXVIEC20091111_154832_20020301_000000_20500101_000000	1	23-NOV-2009 00:15:31

GOMOS Level 2 Daily Report

SUMMARY

[1. General Info](#)

[2. Summary of processed GOM_NL_2P products](#)

[3. Level 2 Quality information per product](#)

[3.1 Plot of level 2 quality information per product \(time dependant\)](#)

[3.2 Plot of level 2 quality information per product \(world map\)](#)

[4. Level 1 Quality information per product \(stored on level 2 products\)](#)

[4.1 Plot of level 1 quality information per product \(time dependant\)](#)

[4.1.1 Plot of level 1 quality information per product \(time dependant\): ASCENDING](#)

[4.1.2 Plot of level 1 quality information per product \(time dependant\): DESCENDING](#)

[4.2 Plot of level 1 quality information per product \(world map\)](#)

[4.2.1 Plot of level 1 quality information per product \(world map\): ASCENDING](#)

[4.2.2 Plot of level 1 quality information per product \(world map\): DESCENDING](#)

[5. Ozone profiles based on quality statistics and other trace gas profiles](#)

[5.1 Ozone statistics based on quality of products](#)

[5.2 Plot ozone profiles for all STD \(dark without errors\)](#)

[5.3 Plot ozone profiles where STD < 20% \(dark without errors\)](#)

[5.4. Plot ozone profiles where STD < 10% \(dark without errors\)](#)

[5.5. Plot ozone profiles where STD < 5% \(dark without errors\)](#)

[5.6 Plot NO2 profiles for all STD \(dark without errors\)](#)

[5.7 Plot NO3 profiles for all STD \(dark without errors\)](#)

[5.8 Plot H2O profiles \(only for occultations of stars 1,2,3,4,13,14,16,26,63 dark without errors\) for all STD](#)

[6. Auxiliary Data Files used for the production reported in section 2](#)

This report presents the daily analysis on parameters extracted from GOMOS level 2 data (GOM_NL__2P). It is intended to monitor some important parameters that will impact the quality of these products. A list of level 2 products (and content) that have arrived during the reporting day to the PCF is also given.

Item	Value
Time of report generation	26APR2013 14:11:35
Data source version	GOMOS/6.01
Start time of products	23-11-2009 (23NOV2009 00:00:00)
Stop time of products	24-11-2009 (24NOV2009 00:00:00)
Store outputs in DB	Yes
Nb of level 2 prods	283
Nb of prods with errors	0

2. Summary of processed GOM_NL__2P products.

Nr	Filename	UTC Start time	Limb	Duration	Star Id	Star Name	Star Mag	Star Temp	Nb Meas	Orbit	Prod. error
1	GOM_NL__2PRFIN20091123_001531_000000462084_00288_40422_1947.N1	23-NOV-2009 00:15:31	Bright	46.000	36	50Alp UMa	1.8000	6300.0	92	40422	No
2	GOM_NL__2PRFIN20091123_001710_000000432084_00288_40422_1948.N1	23-NOV-2009 00:17:10	Bright	43.000	82	48Bet UMa	2.3650	10600.	86	40422	No
3	GOM_NL__2PRFIN20091123_001840_000000412084_00288_40422_1949.N1	23-NOV-2009 00:18:40	Bright	41.000	87	64Gam UMa	2.4330	11000.	82	40422	No
4	GOM_NL__2PRFIN20091123_002125_000000482084_00288_40422_1950.N1	23-NOV-2009 00:21:25	Bright	48.000	174	52Psi UMa	3.0040	4400.0	96	40422	No
5	GOM_NL__2PRFIN20091123_002335_000000372084_00288_40422_1951.N1	23-NOV-2009 00:23:35	Bright	37.000	152	12Alp2CVn	2.8900	11000.	74	40422	No
6	GOM_NL__2PRFIN20091123_003210_000000572084_00288_40422_1952.N1	23-NOV-2009 00:32:10	Bright	57.000	62	94Bet Leo	2.1360	9700.0	114	40422	No
7	GOM_NL__2PRFIN20091123_003537_000000562084_00288_40422_1953.N1	23-NOV-2009 00:35:37	Bright	55.500	121	29Gam Vir	2.7400	7200.0	111	40422	No
8	GOM_NL__2PRFIN20091123_004055_000000432084_00288_40422_1954.N1	23-NOV-2009 00:40:55	Twilight	42.500	100	4Gam Crv	2.5800	13100.	85	40422	No
9	GOM_NL__2PRFIN20091123_004228_000000472084_00288_40422_1955.N1	23-NOV-2009 00:42:28	Twilight	46.500	171	2Eps Crv	3.0010	4250.0	93	40422	No
10	GOM_NL__2PRFIN20091123_005154_000000452084_00288_40422_1945.N1	23-NOV-2009 00:51:54	Dark	45.000	113	Mu Vel	2.6920	5000.0	90	40422	No
11	GOM_NL__2PRFIN20091123_005844_000000492084_00289_40423_1946.N1	23-NOV-2009 00:58:44	Dark	48.500	41	Eps Car	1.8600	4100.0	97	40423	No
12	GOM_NL__2PRFIN20091123_010011_000000492084_00289_40423_1947.N1	23-NOV-2009 01:00:11	Dark	49.000	34	Gam2Vel	1.7930	23000.	98	40423	No
13	GOM_NL__2PRFIN20091123_010414_000000492084_00289_40423_1948.N1	23-NOV-2009 01:04:14	Dark	48.500	2	Alp Car	-0.73600	7000.0	97	40423	No
14	GOM_NL__2PRFIN20091123_011050_000000492084_00289_40423_1949.N1	23-NOV-2009 01:10:50	Dark	49.000	108	Alp Col	2.6520	15200.	98	40423	No
15	GOM_NL__2PRFIN20091123_011918_000000482084_00289_40423_1950.N1	23-NOV-2009 01:19:18	Straylight	48.000	165	34Gam Eri	2.9500	3200.0	96	40423	No
16	GOM_NL__2PRFIN20091123_012444_000000452084_00289_40423_1951.N1	23-NOV-2009 01:24:44	Twilight	45.000	94	92Alp Cet	2.5260	3100.0	90	40423	No
17	GOM_NL__2PRFIN20091123_013106_000000432084_00289_40423_1952.N1	23-NOV-2009 01:31:06	Bright	42.500	146	25Eta Tau	2.8730	15200.	85	40423	No
18	GOM_NL__2PRFIN20091123_013336_000000432084_00289_40423_1953.N1	23-NOV-2009 01:33:36	Bright	42.500	150	44Zet Per	2.8900	28000.	85	40423	No
19	GOM_NL__2PRFIN20091123_013529_000000372084_00289_40423_1954.N1	23-NOV-2009 01:35:29	Bright	37.000	79	26Bet Per	2.3100	13100.	74	40423	No
20	GOM_NL__2PRFIN20091123_013758_000000402084_00289_40423_1955.N1	23-NOV-2009 01:37:58	Bright	40.000	175	39Del Per	3.0100	19400.	80	40423	No
21	GOM_NL__2PRFIN20091123_015607_000000482084_00289_40423_1956.N1	23-NOV-2009 01:56:07	Bright	47.500	36	50Alp UMa	1.8000	6300.0	95	40423	No
22	GOM_NL__2PRFIN20091123_015745_000000462084_00289_40423_1957.N1	23-NOV-2009 01:57:45	Bright	46.000	82	48Bet UMa	2.3650	10600.	92	40423	No
23	GOM_NL__2PRFIN20091123_015916_000000412084_00289_40423_1958.N1	23-NOV-2009 01:59:16	Bright	40.500	87	64Gam UMa	2.4330	11000.	81	40423	No
24	GOM_NL__2PRFIN20091123_020201_000000492084_00289_40423_1959.N1	23-NOV-2009 02:02:01	Bright	49.000	174	52Psi UMa	3.0040	4400.0	98	40423	No
25	GOM_NL__2PRFIN20091123_020410_000000362084_00289_40423_1960.N1	23-NOV-2009 02:04:10	Bright	36.000	152	12Alp2CVn	2.8900	11000.	72	40423	No
26	GOM_NL__2PRFIN20091123_021246_000000682084_00289_40423_1961.N1	23-NOV-2009 02:12:46	Bright	68.000	62	94Bet Leo	2.1360	9700.0	136	40423	No
27	GOM_NL__2PRFIN20091123_021614_000000562084_00289_40423_1962.N1	23-NOV-2009 02:16:14	Bright	56.000	121	29Gam Vir	2.7400	7200.0	112	40423	No
28	GOM_NL__2PRFIN20091123_022132_000000452084_00289_40423_1963.N1	23-NOV-2009 02:21:32	Twilight	44.500	100	4Gam Crv	2.5800	13100.	89	40423	No
29	GOM_NL__2PRFIN20091123_022305_000000482084_00289_40423_1964.N1	23-NOV-2009 02:23:05	Twilight	47.500	171	2Eps Crv	3.0010	4250.0	95	40423	No
30	GOM_NL__2PRFIN20091123_023231_000000442084_00289_40423_1954.N1	23-NOV-2009 02:32:31	Dark	43.500	113	Mu Vel	2.6920	5000.0	87	40423	No
31	GOM_NL__2PRFIN20091123_023921_000000522084_00290_40424_1955.N1	23-NOV-2009 02:39:21	Dark	51.500	41	Eps Car	1.8600	4100.0	103	40424	No
32	GOM_NL__2PRFIN20091123_024048_000000252084_00290_40424_1956.N1	23-NOV-2009 02:40:48	Dark	24.500	34	Gam2Vel	1.7930	23000.	49	40424	No
33	GOM_NL__2PRFIN20091123_024450_000000602084_00290_40424_1957.N1	23-NOV-2009 02:44:50	Dark	60.000	2	Alp Car	-0.73600	7000.0	120	40424	No
34	GOM_NL__2PRFIN20091123_025127_000000482084_00290_40424_1958.N1	23-NOV-2009 02:51:27	Dark	47.500	108	Alp Col	2.6520	15200.	95	40424	No
35	GOM_NL__2PRFIN20091123_025954_000000482084_00290_40424_1959.N1	23-NOV-2009 02:59:54	Straylight	47.500	165	34Gam Eri	2.9500	3200.0	95	40424	No
36	GOM_NL__2PRFIN20091123_030520_000000452084_00290_40424_1960.N1	23-NOV-2009 03:05:20	Twilight	44.500	94	92Alp Cet	2.5260	3100.0	89	40424	No
37	GOM_NL__2PRFIN20091123_031141_000000432084_00290_40424_1961.N1	23-NOV-2009 03:11:41	Bright	43.000	146	25Eta Tau	2.8730	15200.	86	40424	No
38	GOM_NL__2PRFIN20091123_031412_000000432084_00290_40424_1962.N1	23-NOV-2009 03:14:12	Bright	42.500	150	44Zet Per	2.8900	28000.	85	40424	No
39	GOM_NL__2PRFIN20091123_031604_000000392084_00290_40424_1963.N1	23-NOV-2009 03:16:04	Bright	38.500	79	26Bet Per	2.3100	13100.	77	40424	No
40	GOM_NL__2PRFIN20091123_031834_000000362084_00290_40424_1964.N1	23-NOV-2009 03:18:34	Bright	35.500	175	39Del Per	3.0100	19400.	71	40424	No
41	GOM_NL__2PRFIN20091123_033643_000000452084_00290_40424_1965.N1	23-NOV-2009 03:36:43	Bright	45.000	36	50Alp UMa	1.8000	6300.0	90	40424	No
42	GOM_NL__2PRFIN20091123_033821_000000452084_00290_40424_1966.N1	23-NOV-2009 03:38:21	Bright	44.500	82	48Bet UMa	2.3650	10600.	89	40424	No

43	GOM_NL__2PRFIN20091123_033952_000000412084_00290_40424_1967.N1	23-NOV-2009 03:39:52	Bright	41.000	87	64Gam UMa	2.4330	11000.	82	40424	No
44	GOM_NL__2PRFIN20091123_034237_000000462084_00290_40424_1968.N1	23-NOV-2009 03:42:37	Bright	45.500	174	52Psi UMa	3.0040	4400.0	91	40424	No
45	GOM_NL__2PRFIN20091123_034446_000000552084_00290_40424_1969.N1	23-NOV-2009 03:44:46	Bright	55.000	152	12Alp2CVn	2.8900	11000.	110	40424	No
46	GOM_NL__2PRFIN20091123_035323_000000482084_00290_40424_1970.N1	23-NOV-2009 03:53:23	Bright	47.500	62	94Bet Leo	2.1360	9700.0	95	40424	No
47	GOM_NL__2PRFIN20091123_035650_000000562084_00290_40424_1971.N1	23-NOV-2009 03:56:50	Bright	56.000	121	29Gam Vir	2.7400	7200.0	112	40424	No
48	GOM_NL__2PRFIN20091123_040208_000000452084_00290_40424_1972.N1	23-NOV-2009 04:02:08	Twilight	44.500	100	4Gam Crv	2.5800	13100.	89	40424	No
49	GOM_NL__2PRFIN20091123_040341_000000472084_00290_40424_1973.N1	23-NOV-2009 04:03:41	Twilight	46.500	171	2Eps Crv	3.0010	4250.0	93	40424	No
50	GOM_NL__2PRFIN20091123_041307_000000522084_00290_40424_1982.N1	23-NOV-2009 04:13:07	Dark	52.000	113	Mu Vel	2.6920	5000.0	104	40424	No
51	GOM_NL__2PRFIN20091123_041957_000000442084_00291_40425_1983.N1	23-NOV-2009 04:19:57	Dark	44.000	41	Eps Car	1.8600	4100.0	88	40425	No
52	GOM_NL__2PRFIN20091123_042125_000000482084_00291_40425_1984.N1	23-NOV-2009 04:21:25	Dark	48.000	34	Gam2Vel	1.7930	23000.	96	40425	No
53	GOM_NL__2PRFIN20091123_042527_000000492084_00291_40425_1985.N1	23-NOV-2009 04:25:27	Dark	48.500	2	Alp Car	-0.73600	7000.0	97	40425	No
54	GOM_NL__2PRFIN20091123_043203_000000492084_00291_40425_1986.N1	23-NOV-2009 04:32:03	Dark	48.500	108	Alp Col	2.6520	15200.	97	40425	No
55	GOM_NL__2PRFIN20091123_044030_000000482084_00291_40425_1987.N1	23-NOV-2009 04:40:30	Straylight	48.000	165	34Gam Eri	2.9500	3200.0	96	40425	No
56	GOM_NL__2PRFIN20091123_044556_000000462084_00291_40425_1988.N1	23-NOV-2009 04:45:56	Twilight	45.500	94	92Alp Cet	2.5260	3100.0	91	40425	No
57	GOM_NL__2PRFIN20091123_045217_000000422084_00291_40425_1989.N1	23-NOV-2009 04:52:17	Bright	41.500	146	25Eta Tau	2.8730	15200.	83	40425	No
58	GOM_NL__2PRFIN20091123_045447_000000422084_00291_40425_1990.N1	23-NOV-2009 04:54:47	Bright	41.500	150	44Zet Per	2.8900	28000.	83	40425	No
59	GOM_NL__2PRFIN20091123_045641_000000382084_00291_40425_1991.N1	23-NOV-2009 04:56:41	Bright	37.500	79	26Bet Per	2.3100	13100.	75	40425	No
60	GOM_NL__2PRFIN20091123_045910_000000372084_00291_40425_1992.N1	23-NOV-2009 04:59:10	Bright	37.000	175	39Del Per	3.0100	19400.	74	40425	No
61	GOM_NL__2PRFIN20091123_051719_000000402084_00291_40425_1993.N1	23-NOV-2009 05:17:19	Bright	39.500	36	50Alp UMa	1.8000	6300.0	79	40425	No
62	GOM_NL__2PRFIN20091123_051857_000000482084_00291_40425_1994.N1	23-NOV-2009 05:18:57	Bright	47.500	82	48Bet UMa	2.3650	10600.	95	40425	No
63	GOM_NL__2PRFIN20091123_052028_000000402084_00291_40425_1995.N1	23-NOV-2009 05:20:28	Bright	40.000	87	64Gam UMa	2.4330	11000.	80	40425	No
64	GOM_NL__2PRFIN20091123_052313_000000502084_00291_40425_1996.N1	23-NOV-2009 05:23:13	Bright	50.000	174	52Psi UMa	3.0040	4400.0	100	40425	No
65	GOM_NL__2PRFIN20091123_052522_000000352084_00291_40425_1997.N1	23-NOV-2009 05:25:22	Bright	34.500	152	12Alp2CVn	2.8900	11000.	69	40425	No
66	GOM_NL__2PRFIN20091123_053359_000000682084_00291_40425_1998.N1	23-NOV-2009 05:33:59	Bright	68.000	62	94Bet Leo	2.1360	9700.0	136	40425	No
67	GOM_NL__2PRFIN20091123_053726_000000562084_00291_40425_1999.N1	23-NOV-2009 05:37:26	Bright	56.000	121	29Gam Vir	2.7400	7200.0	112	40425	No
68	GOM_NL__2PRFIN20091123_054244_000000472084_00291_40425_2000.N1	23-NOV-2009 05:42:44	Twilight	46.500	100	4Gam Crv	2.5800	13100.	93	40425	No
69	GOM_NL__2PRFIN20091123_054418_000000472084_00291_40425_2001.N1	23-NOV-2009 05:44:18	Twilight	47.000	171	2Eps Crv	3.0010	4250.0	94	40425	No
70	GOM_NL__2PRFIN20091123_055344_000000532084_00292_40426_2011.N1	23-NOV-2009 05:53:44	Dark	53.000	113	Mu Vel	2.6920	5000.0	106	40426	No
71	GOM_NL__2PRFIN20091123_060034_000000452084_00292_40426_2012.N1	23-NOV-2009 06:00:34	Dark	45.000	41	Eps Car	1.8600	4100.0	90	40426	No
72	GOM_NL__2PRFIN20091123_060202_000000502084_00292_40426_2013.N1	23-NOV-2009 06:02:02	Dark	50.000	34	Gam2Vel	1.7930	23000.	100	40426	No
73	GOM_NL__2PRFIN20091123_060604_000000602084_00292_40426_2014.N1	23-NOV-2009 06:06:04	Dark	60.000	2	Alp Car	-0.73600	7000.0	120	40426	No
74	GOM_NL__2PRFIN20091123_061240_000000482084_00292_40426_2015.N1	23-NOV-2009 06:12:40	Dark	47.500	108	Alp Col	2.6520	15200.	95	40426	No
75	GOM_NL__2PRFIN20091123_062106_000000472084_00292_40426_2016.N1	23-NOV-2009 06:21:06	Straylight	46.500	165	34Gam Eri	2.9500	3200.0	93	40426	No
76	GOM_NL__2PRFIN20091123_062632_000000452084_00292_40426_2017.N1	23-NOV-2009 06:26:32	Twilight	45.000	94	92Alp Cet	2.5260	3100.0	90	40426	No
77	GOM_NL__2PRFIN20091123_063253_000000422084_00292_40426_2018.N1	23-NOV-2009 06:32:53	Bright	41.500	146	25Eta Tau	2.8730	15200.	83	40426	No
78	GOM_NL__2PRFIN20091123_063523_000000422084_00292_40426_2019.N1	23-NOV-2009 06:35:23	Bright	41.500	150	44Zet Per	2.8900	28000.	83	40426	No
79	GOM_NL__2PRFIN20091123_063716_000000392084_00292_40426_2020.N1	23-NOV-2009 06:37:16	Bright	39.000	79	26Bet Per	2.3100	13100.	78	40426	No
80	GOM_NL__2PRFIN20091123_063946_000000392084_00292_40426_2021.N1	23-NOV-2009 06:39:46	Bright	38.500	175	39Del Per	3.0100	19400.	77	40426	No
81	GOM_NL__2PRFIN20091123_065754_000000472084_00292_40426_2022.N1	23-NOV-2009 06:57:54	Bright	47.000	36	50Alp UMa	1.8000	6300.0	94	40426	No
82	GOM_NL__2PRFIN20091123_065932_000000472084_00292_40426_2023.N1	23-NOV-2009 06:59:32	Bright	46.500	82	48Bet UMa	2.3650	10600.	93	40426	No
83	GOM_NL__2PRFIN20091123_070104_000000432084_00292_40426_2024.N1	23-NOV-2009 07:01:04	Bright	43.000	87	64Gam UMa	2.4330	11000.	86	40426	No
84	GOM_NL__2PRFIN20091123_070348_000000482084_00292_40426_2025.N1	23-NOV-2009 07:03:48	Bright	48.000	174	52Psi UMa	3.0040	4400.0	96	40426	No
85	GOM_NL__2PRFIN20091123_070558_000000362084_00292_40426_2026.N1	23-NOV-2009 07:05:58	Bright	36.000	152	12Alp2CVn	2.8900	11000.	72	40426	No
86	GOM_NL__2PRFIN20091123_071436_000000682084_00292_40426_2027.N1	23-NOV-2009 07:14:36	Bright	68.000	62	94Bet Leo	2.1360	9700.0	136	40426	No
87	GOM_NL__2PRFIN20091123_071803_000000402084_00292_40426_2028.N1	23-NOV-2009 07:18:03	Bright	39.500	121	29Gam Vir	2.7400	7200.0	79	40426	No
88	GOM_NL__2PRFIN20091123_072322_000000442084_00292_40426_2029.N1	23-NOV-2009 07:23:22	Twilight	43.500	100	4Gam Crv	2.5800	13100.	87	40426	No
89	GOM_NL__2PRFIN20091123_072455_000000472084_00292_40426_2030.N1	23-NOV-2009 07:24:55	Twilight	46.500	171	2Eps Crv	3.0010	4250.0	93	40426	No
90	GOM_NL__2PRFIN20091123_074111_000000522084_00293_40427_2027.N1	23-NOV-2009 07:41:11	Dark	51.500	41	Eps Car	1.8600	4100.0	103	40427	No
91	GOM_NL__2PRFIN20091123_074239_000000492084_00293_40427_2028.N1	23-NOV-2009 07:42:39	Dark	48.500	34	Gam2Vel	1.7930	23000.	97	40427	No
92	GOM_NL__2PRFIN20091123_074640_000000482084_00293_40427_2029.N1	23-NOV-2009 07:46:40	Dark	47.500	2	Alp Car	-0.73600	7000.0	95	40427	No
93	GOM_NL__2PRFIN20091123_075316_000000512084_00293_40427_2030.N1	23-NOV-2009 07:53:16	Dark	50.500	108	Alp Col	2.6520	15200.	101	40427	No
94	GOM_NL__2PRFIN20091123_080143_000000512084_00293_40427_2031.N1	23-NOV-2009 08:01:43	Straylight	50.500	165	34Gam Eri	2.9500	3200.0	101	40427	No
95	GOM_NL__2PRFIN20091123_080708_000000462084_00293_40427_2032.N1	23-NOV-2009 08:07:08	Twilight	46.000	94	92Alp Cet	2.5260	3100.0	92	40427	No
96	GOM_NL__2PRFIN20091123_081328_000000412084_00293_40427_2033.N1	23-NOV-2009 08:13:28	Bright	41.000	146	25Eta Tau	2.8730	15200.	82	40427	No
97	GOM_NL__2PRFIN20091123_081559_000000412084_00293_40427_2034.N1	23-NOV-2009 08:15:59	Bright	40.500	150	44Zet Per	2.8900	28000.	81	40427	No
98	GOM_NL__2PRFIN20091123_081752_000000382084_00293_40427_2035.N1	23-NOV-2009 08:17:52	Bright	38.000	79	26Bet Per	2.3100	13100.	76	40427	No
99	GOM_NL__2PRFIN20091123_082021_000000392084_00293_40427_2036.N1	23-NOV-2009 08:20:21	Bright	39.000	175	39Del Per	3.0100	19400.	78	40427	No
100	GOM_NL__2PRFIN20091123_083830_000000422084_00293_40427_2037.N1	23-NOV-2009 08:38:30	Bright	42.000	36	50Alp UMa	1.8000	6300.0	84	40427	No
101	GOM_NL__2PRFIN20091123_084008_000000432084_00293_40427_2038.N1	23-NOV-2009 08:40:08	Bright	42.500	82	48Bet UMa	2.3650	10600.	85	40427	No

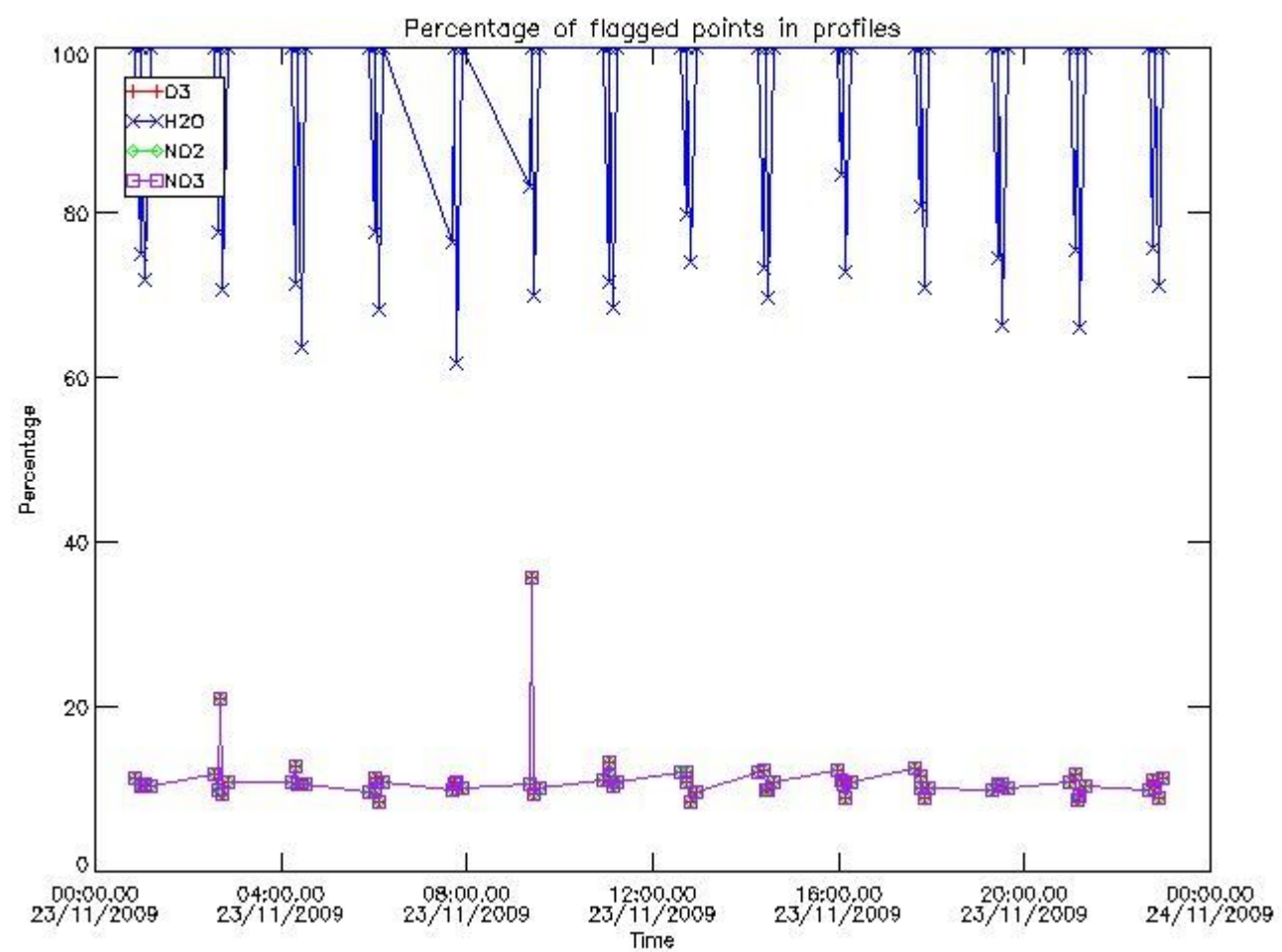
102	GOM_NL__2PRFIN20091123_084139_000000452084_00293_40427_2039.N1	23-NOV-2009 08:41:39	Bright	45.000	87	64Gam UMa	2.4330	11000.	90	40427	No
103	GOM_NL__2PRFIN20091123_084424_000000492084_00293_40427_2040.N1	23-NOV-2009 08:44:24	Bright	49.000	174	52Psi UMa	3.0040	4400.0	98	40427	No
104	GOM_NL__2PRFIN20091123_084635_000000342084_00293_40427_2041.N1	23-NOV-2009 08:46:35	Bright	33.500	152	12Alp2CVn	2.8900	11000.	67	40427	No
105	GOM_NL__2PRFIN20091123_085512_000000502084_00293_40427_2042.N1	23-NOV-2009 08:55:12	Bright	49.500	62	94Bet Leo	2.1360	9700.0	99	40427	No
106	GOM_NL__2PRFIN20091123_085839_000000402084_00293_40427_2043.N1	23-NOV-2009 08:58:39	Bright	40.000	121	29Gam Vir	2.7400	7200.0	80	40427	No
107	GOM_NL__2PRFIN20091123_090358_000000452084_00293_40427_2044.N1	23-NOV-2009 09:03:58	Twilight	45.000	100	4Gam Crv	2.5800	13100.	90	40427	No
108	GOM_NL__2PRFIN20091123_090531_000000452084_00293_40427_2045.N1	23-NOV-2009 09:05:31	Twilight	44.500	171	2Eps Crv	3.0010	4250.0	89	40427	No
109	GOM_NL__2PRFIN20091123_092147_000000482084_00294_40428_2042.N1	23-NOV-2009 09:21:47	Dark	48.000	41	Eps Car	1.8600	4100.0	96	40428	No
110	GOM_NL__2PRFIN20091123_092316_000000152084_00294_40428_2043.N1	23-NOV-2009 09:23:16	Dark	14.500	34	Gam2Vel	1.7930	23000.	29	40428	No
111	GOM_NL__2PRFIN20091123_092716_000000602084_00294_40428_2044.N1	23-NOV-2009 09:27:16	Dark	60.000	2	Alp Car	-0.73600	7000.0	120	40428	No
112	GOM_NL__2PRFIN20091123_093353_000000502084_00294_40428_2045.N1	23-NOV-2009 09:33:53	Dark	50.000	108	Alp Col	2.6520	15200.	100	40428	No
113	GOM_NL__2PRFIN20091123_094219_000000492084_00294_40428_2046.N1	23-NOV-2009 09:42:19	Straylight	48.500	165	34Gam Eri	2.9500	3200.0	97	40428	No
114	GOM_NL__2PRFIN20091123_094744_000000472084_00294_40428_2047.N1	23-NOV-2009 09:47:44	Twilight	46.500	94	92Alp Cet	2.5260	3100.0	93	40428	No
115	GOM_NL__2PRFIN20091123_095404_000000592084_00294_40428_2048.N1	23-NOV-2009 09:54:04	Bright	59.000	146	25Eta Tau	2.8730	15200.	118	40428	No
116	GOM_NL__2PRFIN20091123_095634_000000422084_00294_40428_2049.N1	23-NOV-2009 09:56:34	Bright	41.500	150	44Zet Per	2.8900	28000.	83	40428	No
117	GOM_NL__2PRFIN20091123_095827_000000392084_00294_40428_2050.N1	23-NOV-2009 09:58:27	Bright	39.000	79	26Bet Per	2.3100	13100.	78	40428	No
118	GOM_NL__2PRFIN20091123_100056_000000392084_00294_40428_2051.N1	23-NOV-2009 10:00:56	Bright	39.000	175	39Del Per	3.0100	19400.	78	40428	No
119	GOM_NL__2PRFIN20091123_101905_000000452084_00294_40428_2052.N1	23-NOV-2009 10:19:05	Bright	45.000	36	50Alp UMa	1.8000	6300.0	90	40428	No
120	GOM_NL__2PRFIN20091123_102044_000000412084_00294_40428_2053.N1	23-NOV-2009 10:20:44	Bright	40.500	82	48Bet UMa	2.3650	10600.	81	40428	No
121	GOM_NL__2PRFIN20091123_102215_000000382084_00294_40428_2054.N1	23-NOV-2009 10:22:15	Bright	37.500	87	64Gam UMa	2.4330	11000.	75	40428	No
122	GOM_NL__2PRFIN20091123_102500_000000482084_00294_40428_2055.N1	23-NOV-2009 10:25:00	Bright	48.000	174	52Psi UMa	3.0040	4400.0	96	40428	No
123	GOM_NL__2PRFIN20091123_102710_000000362084_00294_40428_2056.N1	23-NOV-2009 10:27:10	Bright	36.000	152	12Alp2CVn	2.8900	11000.	72	40428	No
124	GOM_NL__2PRFIN20091123_103549_000000492084_00294_40428_2057.N1	23-NOV-2009 10:35:49	Bright	49.000	62	94Bet Leo	2.1360	9700.0	98	40428	No
125	GOM_NL__2PRFIN20091123_103915_000000412084_00294_40428_2058.N1	23-NOV-2009 10:39:15	Bright	40.500	121	29Gam Vir	2.7400	7200.0	81	40428	No
126	GOM_NL__2PRFIN20091123_104434_000000442084_00294_40428_2059.N1	23-NOV-2009 10:44:34	Twilight	44.000	100	4Gam Crv	2.5800	13100.	88	40428	No
127	GOM_NL__2PRFIN20091123_104608_000000522084_00294_40428_2060.N1	23-NOV-2009 10:46:08	Twilight	52.000	171	2Eps Crv	3.0010	4250.0	104	40428	No
128	GOM_NL__2PRFIN20091123_105534_000000462084_00295_40429_2056.N1	23-NOV-2009 10:55:34	Dark	45.500	113	Mu Vel	2.6920	5000.0	91	40429	No
129	GOM_NL__2PRFIN20091123_110224_000000432084_00295_40429_2057.N1	23-NOV-2009 11:02:24	Dark	42.500	41	Eps Car	1.8600	4100.0	85	40429	No
130	GOM_NL__2PRFIN20091123_110352_000000482084_00295_40429_2058.N1	23-NOV-2009 11:03:52	Dark	48.000	34	Gam2Vel	1.7930	23000.	96	40429	No
131	GOM_NL__2PRFIN20091123_110753_000000502084_00295_40429_2059.N1	23-NOV-2009 11:07:53	Dark	49.500	2	Alp Car	-0.73600	7000.0	99	40429	No
132	GOM_NL__2PRFIN20091123_111429_000000522084_00295_40429_2060.N1	23-NOV-2009 11:14:29	Dark	51.500	108	Alp Col	2.6520	15200.	103	40429	No
133	GOM_NL__2PRFIN20091123_112255_000000482084_00295_40429_2061.N1	23-NOV-2009 11:22:55	Straylight	47.500	165	34Gam Eri	2.9500	3200.0	95	40429	No
134	GOM_NL__2PRFIN20091123_112820_000000452084_00295_40429_2062.N1	23-NOV-2009 11:28:20	Twilight	44.500	94	92Alp Cet	2.5260	3100.0	89	40429	No
135	GOM_NL__2PRFIN20091123_113439_000000432084_00295_40429_2063.N1	23-NOV-2009 11:34:39	Bright	42.500	146	25Eta Tau	2.8730	15200.	85	40429	No
136	GOM_NL__2PRFIN20091123_113709_000000422084_00295_40429_2064.N1	23-NOV-2009 11:37:09	Bright	41.500	150	44Zet Per	2.8900	28000.	83	40429	No
137	GOM_NL__2PRFIN20091123_113903_000000552084_00295_40429_2065.N1	23-NOV-2009 11:39:03	Bright	55.000	79	26Bet Per	2.3100	13100.	110	40429	No
138	GOM_NL__2PRFIN20091123_114132_000000382084_00295_40429_2066.N1	23-NOV-2009 11:41:32	Bright	38.000	175	39Del Per	3.0100	19400.	76	40429	No
139	GOM_NL__2PRFIN20091123_115941_000000452084_00295_40429_2067.N1	23-NOV-2009 11:59:41	Bright	44.500	36	50Alp UMa	1.8000	6300.0	89	40429	No
140	GOM_NL__2PRFIN20091123_120119_000000392084_00295_40429_2068.N1	23-NOV-2009 12:01:19	Bright	39.000	82	48Bet UMa	2.3650	10600.	78	40429	No
141	GOM_NL__2PRFIN20091123_120251_000000382084_00295_40429_2069.N1	23-NOV-2009 12:02:51	Bright	38.000	87	64Gam UMa	2.4330	11000.	76	40429	No
142	GOM_NL__2PRFIN20091123_120536_000000692084_00295_40429_2070.N1	23-NOV-2009 12:05:36	Bright	69.000	174	52Psi UMa	3.0040	4400.0	138	40429	No
143	GOM_NL__2PRFIN20091123_120746_000000362084_00295_40429_2071.N1	23-NOV-2009 12:07:46	Bright	36.000	152	12Alp2CVn	2.8900	11000.	72	40429	No
144	GOM_NL__2PRFIN20091123_121625_000000682084_00295_40429_2072.N1	23-NOV-2009 12:16:25	Bright	68.000	62	94Bet Leo	2.1360	9700.0	136	40429	No
145	GOM_NL__2PRFIN20091123_121952_000000572084_00295_40429_2073.N1	23-NOV-2009 12:19:52	Bright	57.000	121	29Gam Vir	2.7400	7200.0	114	40429	No
146	GOM_NL__2PRFIN20091123_122511_000000442084_00295_40429_2074.N1	23-NOV-2009 12:25:11	Twilight	43.500	100	4Gam Crv	2.5800	13100.	87	40429	No
147	GOM_NL__2PRFIN20091123_122644_000000432084_00295_40429_2075.N1	23-NOV-2009 12:26:44	Twilight	42.500	171	2Eps Crv	3.0010	4250.0	85	40429	No
148	GOM_NL__2PRFIN20091123_123611_000000432084_00296_40430_2070.N1	23-NOV-2009 12:36:11	Dark	42.500	113	Mu Vel	2.6920	5000.0	85	40430	No
149	GOM_NL__2PRFIN20091123_124300_000000432084_00296_40430_2071.N1	23-NOV-2009 12:43:00	Dark	42.500	41	Eps Car	1.8600	4100.0	85	40430	No
150	GOM_NL__2PRFIN20091123_124429_000000482084_00296_40430_2072.N1	23-NOV-2009 12:44:29	Dark	47.500	34	Gam2Vel	1.7930	23000.	95	40430	No
151	GOM_NL__2PRFIN20091123_124829_000000602084_00296_40430_2073.N1	23-NOV-2009 12:48:29	Dark	60.000	2	Alp Car	-0.73600	7000.0	120	40430	No
152	GOM_NL__2PRFIN20091123_125506_000000522084_00296_40430_2074.N1	23-NOV-2009 12:55:06	Dark	52.000	108	Alp Col	2.6520	15200.	104	40430	No
153	GOM_NL__2PRFIN20091123_130331_000000492084_00296_40430_2075.N1	23-NOV-2009 13:03:31	Straylight	49.000	165	34Gam Eri	2.9500	3200.0	98	40430	No
154	GOM_NL__2PRFIN20091123_130855_000000462084_00296_40430_2076.N1	23-NOV-2009 13:08:55	Twilight	45.500	94	92Alp Cet	2.5260	3100.0	91	40430	No
155	GOM_NL__2PRFIN20091123_131515_000000422084_00296_40430_2077.N1	23-NOV-2009 13:15:15	Bright	41.500	146	25Eta Tau	2.8730	15200.	83	40430	No
156	GOM_NL__2PRFIN20091123_131745_000000402084_00296_40430_2078.N1	23-NOV-2009 13:17:45	Bright	40.000	150	44Zet Per	2.8900	28000.	80	40430	No
157	GOM_NL__2PRFIN20091123_131939_000000402084_00296_40430_2079.N1	23-NOV-2009 13:19:39	Bright	40.000	79	26Bet Per	2.3100	13100.	80	40430	No
158	GOM_NL__2PRFIN20091123_132207_000000392084_00296_40430_2080.N1	23-NOV-2009 13:22:07	Bright	38.500	175	39Del Per	3.0100	19400.	77	40430	No
159	GOM_NL__2PRFIN20091123_134017_000000452084_00296_40430_2081.N1	23-NOV-2009 13:40:17	Bright	44.500	36	50Alp UMa	1.8000	6300.0	89	40430	No
160	GOM_NL__2PRFIN20091123_134155_000000432084_00296_40430_2082.N1	23-NOV-2009 13:41:55	Bright	42.500	82	48Bet UMa	2.3650	10600.	85	40430	No

279	GOM_NL__2PRFIN20091123_234351_000000422084_00302_40436_2164.N1	23-NOV-2009 23:43:51	Bright	42.000	36	50Alp UMa	1.8000	6300.0	84	40436	No
280	GOM_NL__2PRFIN20091123_234528_000000462084_00302_40436_2165.N1	23-NOV-2009 23:45:28	Bright	45.500	82	48Bet UMa	2.3650	10600.	91	40436	No
281	GOM_NL__2PRFIN20091123_234701_000000442084_00302_40436_2166.N1	23-NOV-2009 23:47:01	Bright	44.000	87	64Gam UMa	2.4330	11000.	88	40436	No
282	GOM_NL__2PRFIN20091123_234946_000000522084_00302_40436_2167.N1	23-NOV-2009 23:49:46	Bright	51.500	174	52Psi UMa	3.0040	4400.0	103	40436	No
283	GOM_NL__2PRFIN20091123_235158_000000212084_00302_40436_2168.N1	23-NOV-2009 23:51:58	Twilight_stray	20.500	152	12Alp2CVn	2.8900	11000.	41	40436	No

3. Quality information per product

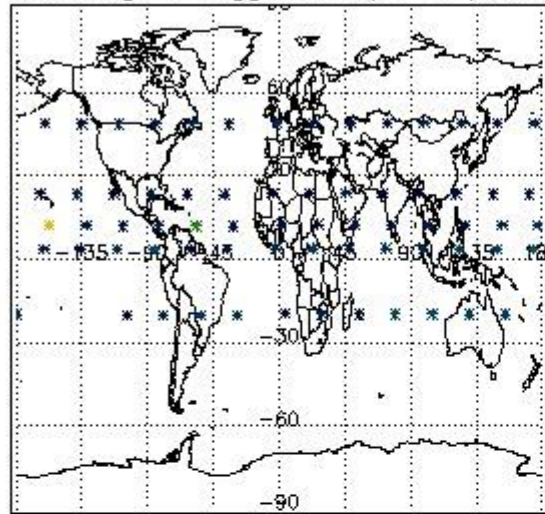
In this section it is plotted some information contained in the Quality Summary data set of the level 2 products. Only products in dark limb conditions and without errors (error flag in the MPH set to "0") are used.

3.1 Plot quality information per product (time dependant)

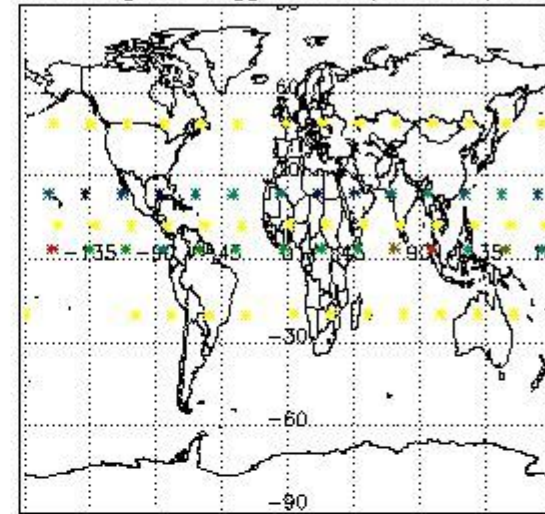


3.2 Plot quality information per product (world map)

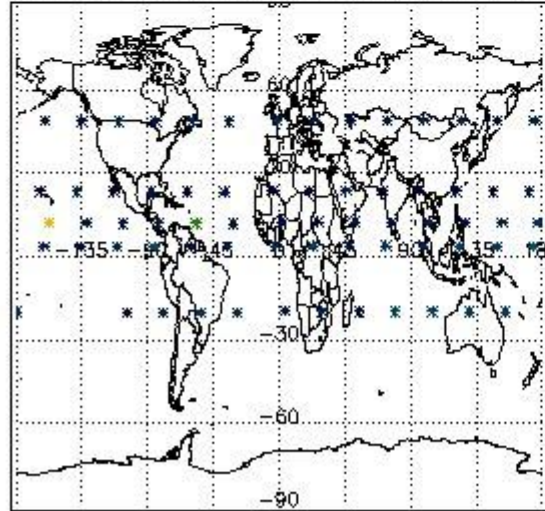
Percentage of flagged data per O3 profile



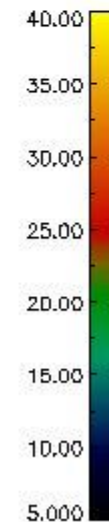
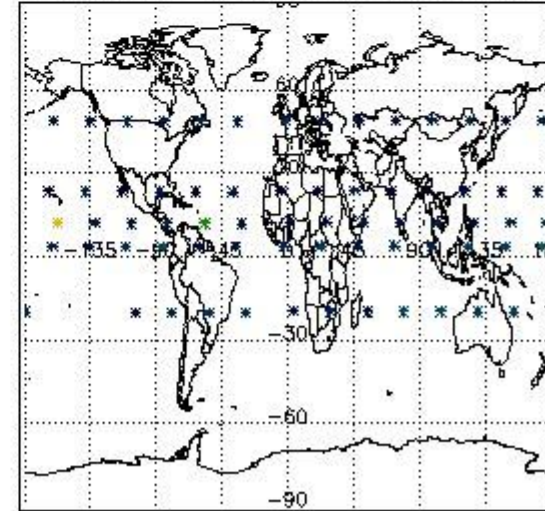
Percentage of flagged data per H2O profile



Percentage of flagged data per NO2 profile



Percentage of flagged data per NO3 profile

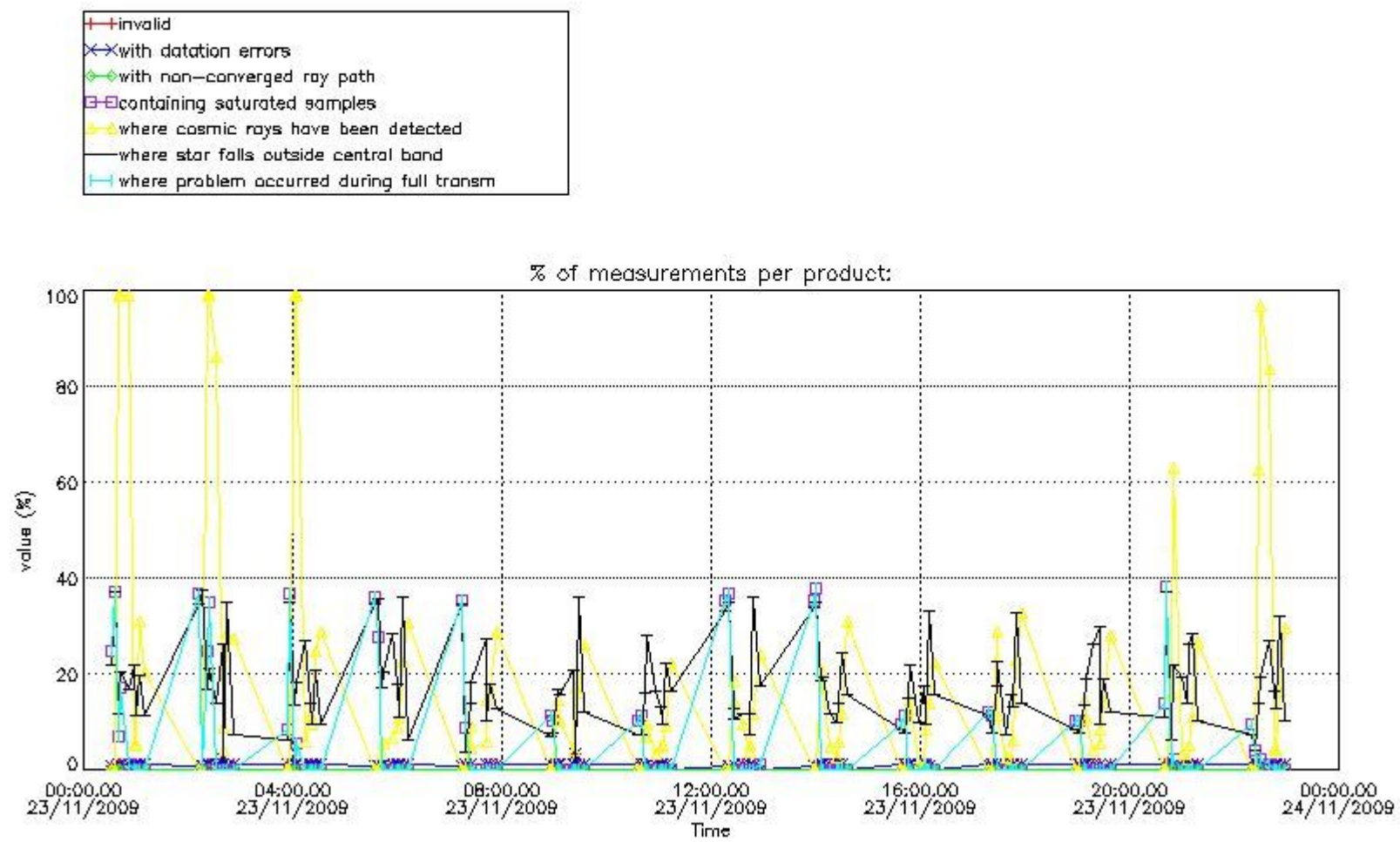


4. Level 1 quality information per product

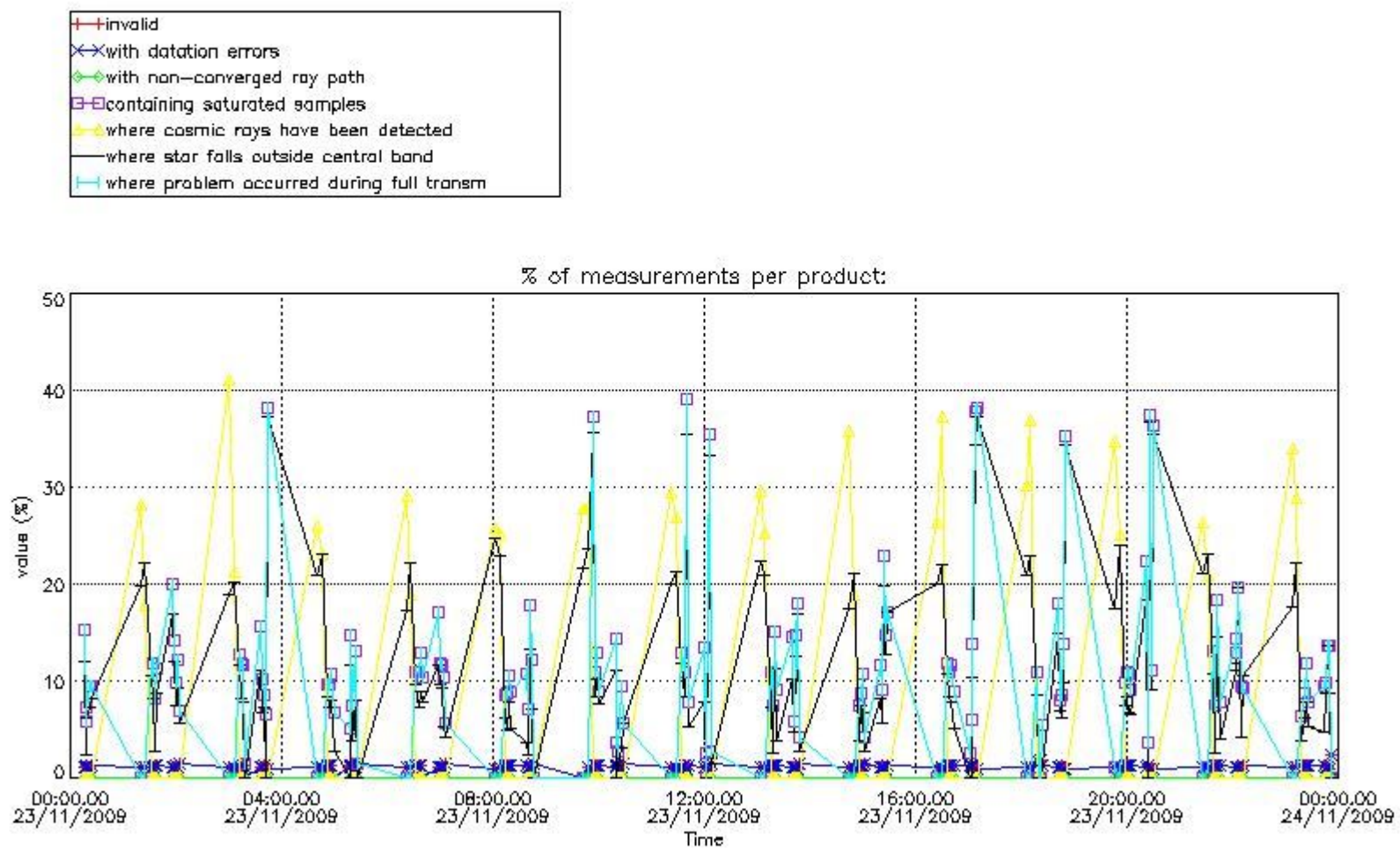
In this section it is plotted some information contained in the Quality Summary data set of the level 2 products that comes from the level 1b processing. Products without errors (error flag in the MPH set to "0") are used.

4.1 Plot quality information per product (time dependant) coming from level 1b processing

4.1.1 Plot level 1 quality information per product (time dependant): ENVISAT ASCENDING passes



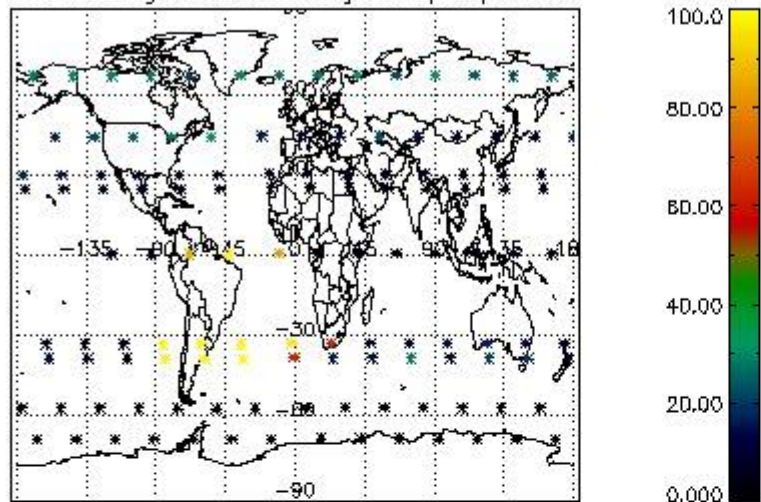
4.1.2 Plot level 1 quality information per product (time dependant): ENVI SAT DESCENDING passes



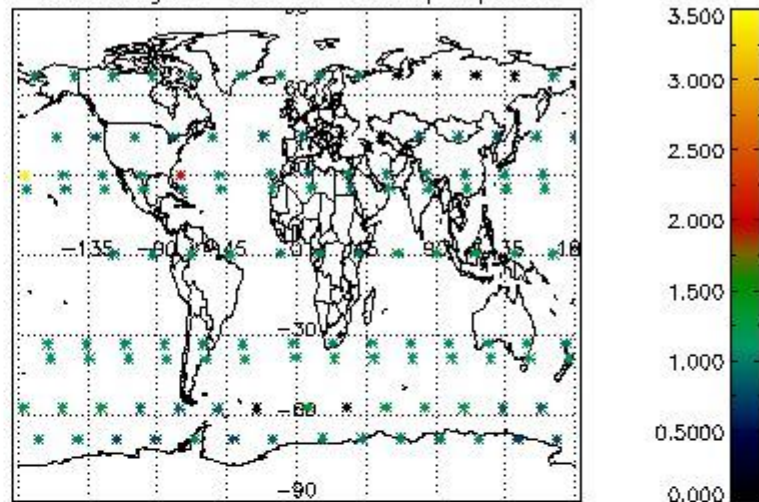
4.2 Plot quality information per product coming from level 1b processing (world map)

4.2.1 Plot level 1 quality information per product (world map): ENVISAT ASCENDING passes

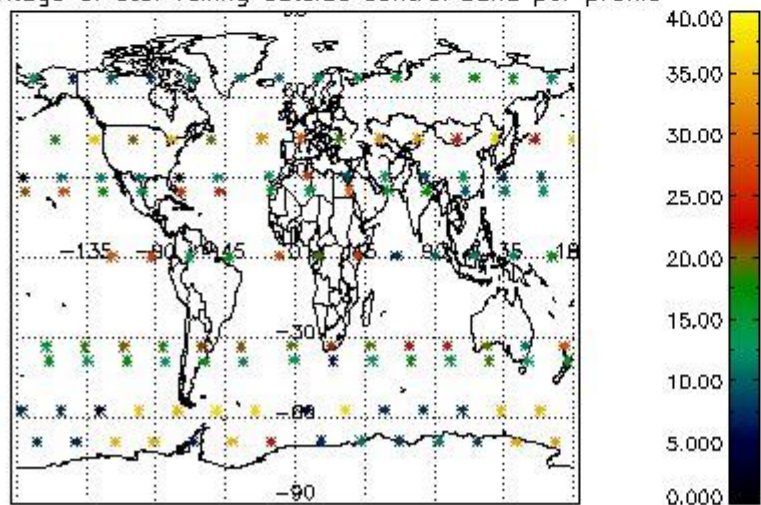
Percentage of cosmic ray hits per profile



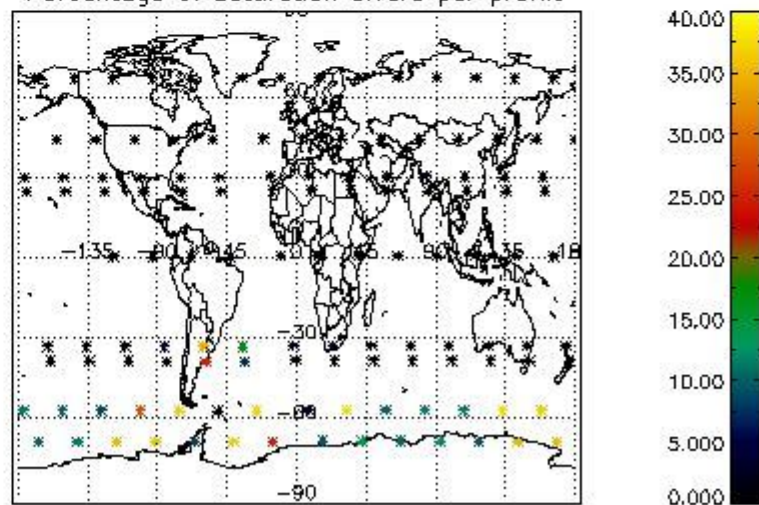
Percentage of datation errors per profile



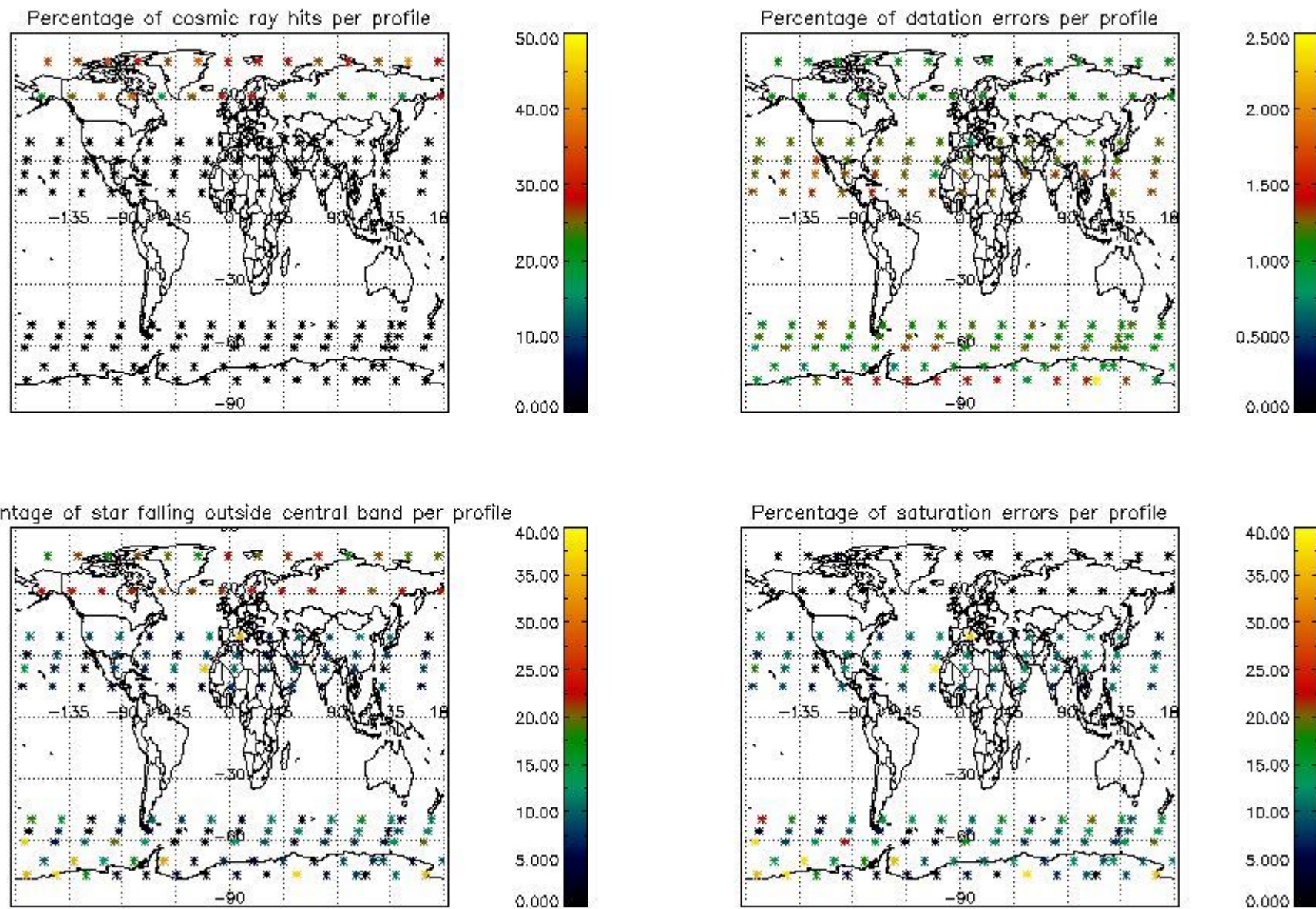
Percentage of star falling outside central band per profile



Percentage of saturation errors per profile



4.2.2 Plot level 1 quality information per product (world map): ENVISAT DESCENDING passes



5. Trace gas profiles

5.1 Ozone statistics based on quality of products

The final quality of the products can be "measured" using the STD (Standard Deviation) attached to every point profile. This information is written to the parameter GOM_NL__2P/NL_LOCAL_SPECIES_DENSITY/o3_std of the level 2 products. The table below shows the statistics for given STD ranges.

The statistics are given with respect to the overall valid production:

- Products without fatal errors: GOM_NL__2P/MPH/PRODUCT_ERR=0
- Valid point profile: GOM_NL__2P/NL_LOCAL_SPECIES_DENSITY/pcd(0)=0

The 'Criteria' is applied to valid points of dark limb products:

- Products in dark limb illumination condition: GOM_NL__2P/NL_SUMMARY_QUALITY/obs_ill_cond=0
- Products without fatal errors: GOM_NL__2P/MPH/PRODUCT_ERR=0
- Valid point profile: GOM_NL__2P/NL_LOCAL_SPECIES_DENSITY/pcd(0)=0

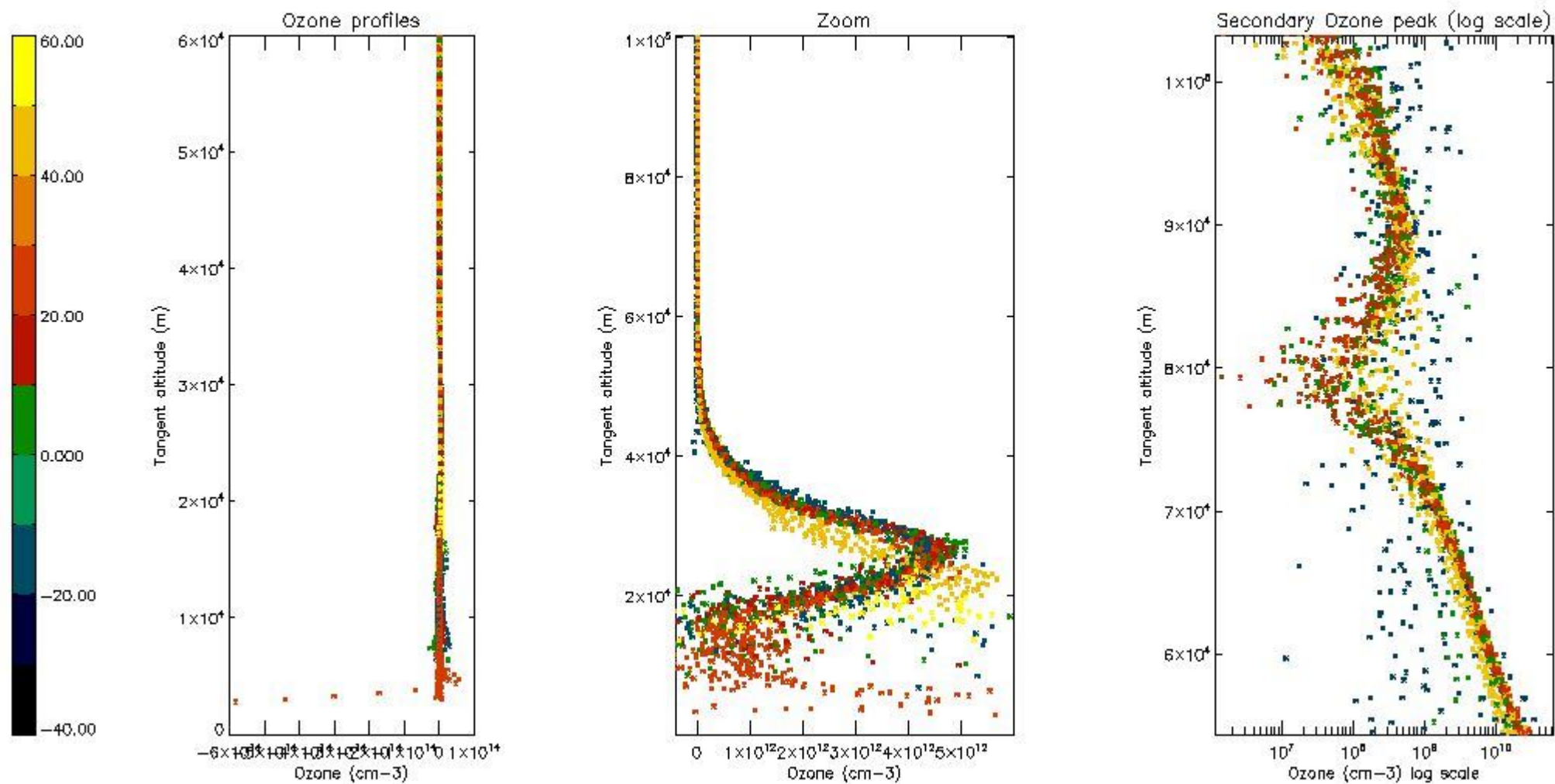
So, the table below shows the percentage of dark limb and valid observations for each criteria with respect to the overall valid daily observations.

Criteria	% of total production
All STD	26
STD < 20	14

STD < 10	11
STD < 5	7

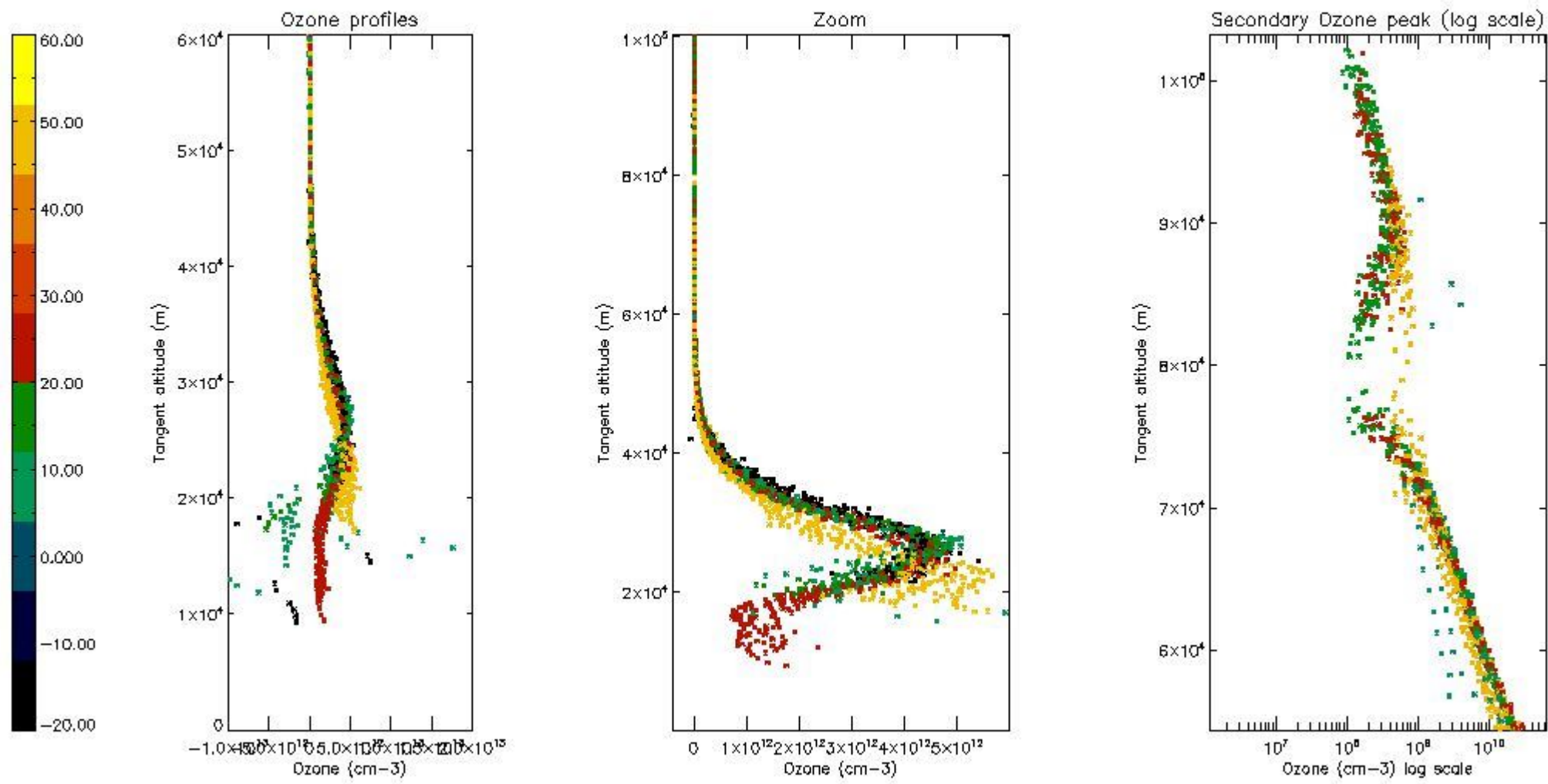
5.2 Plot ozone profiles for all STD (dark without errors)

The colorbar represents the latitude.



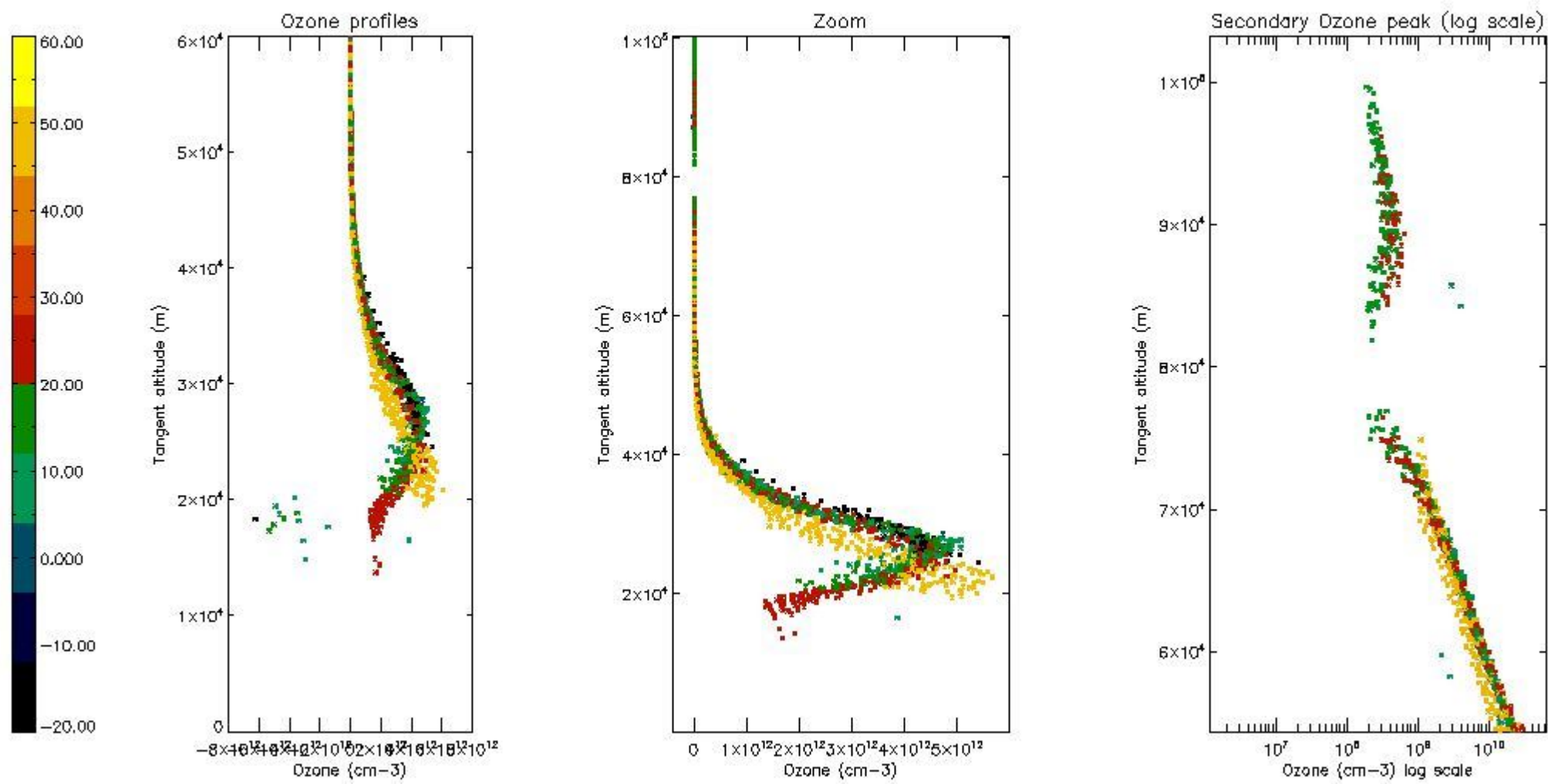
5.3 Plot ozone profiles where STD < 20% (dark without errors)

The colorbar represents the latitude.



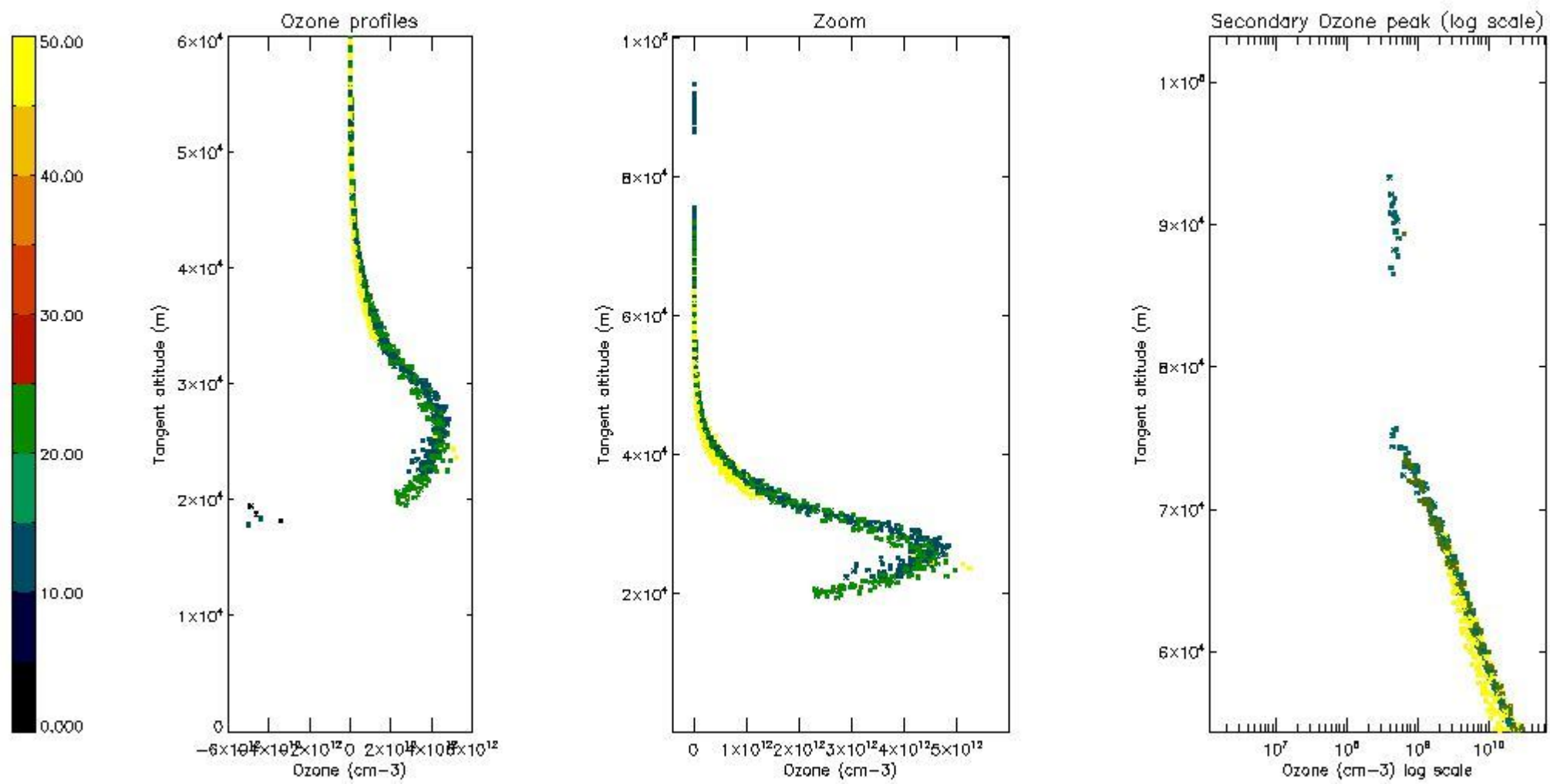
5.4 Plot ozone profiles where STD < 10% (dark without errors)

The colorbar represents the latitude.



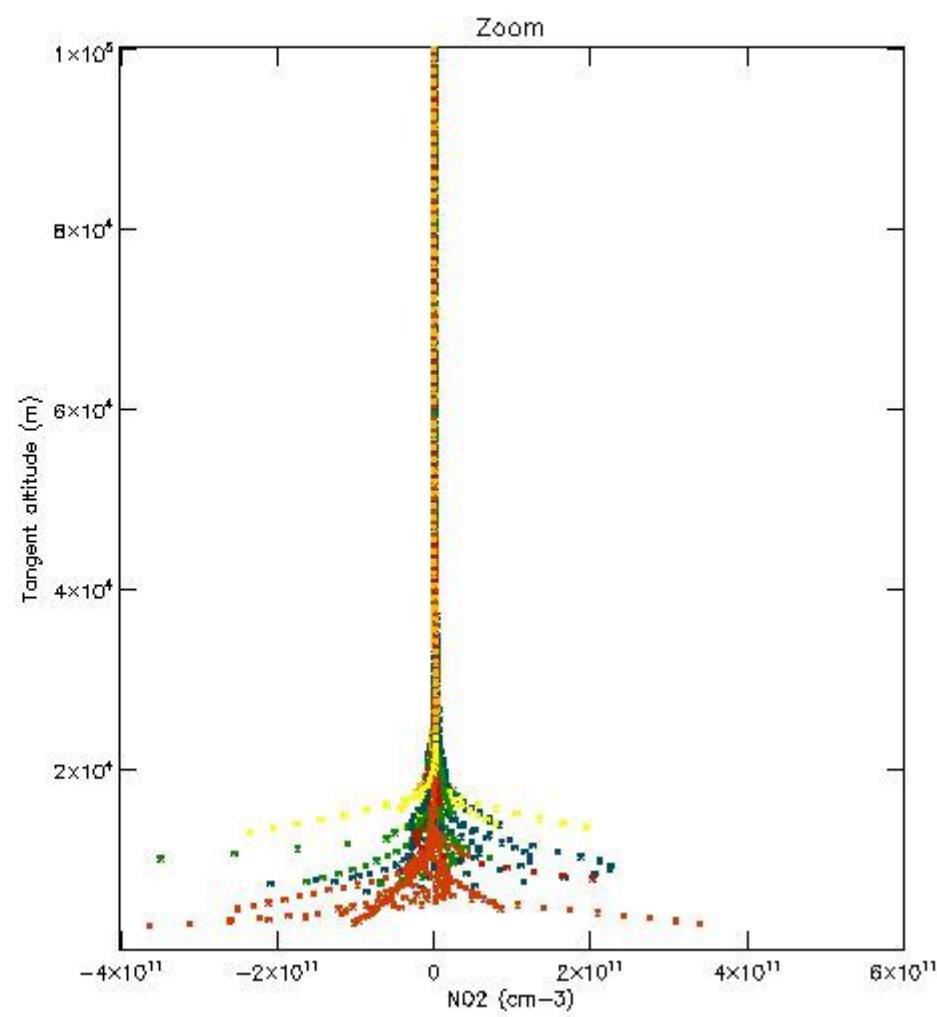
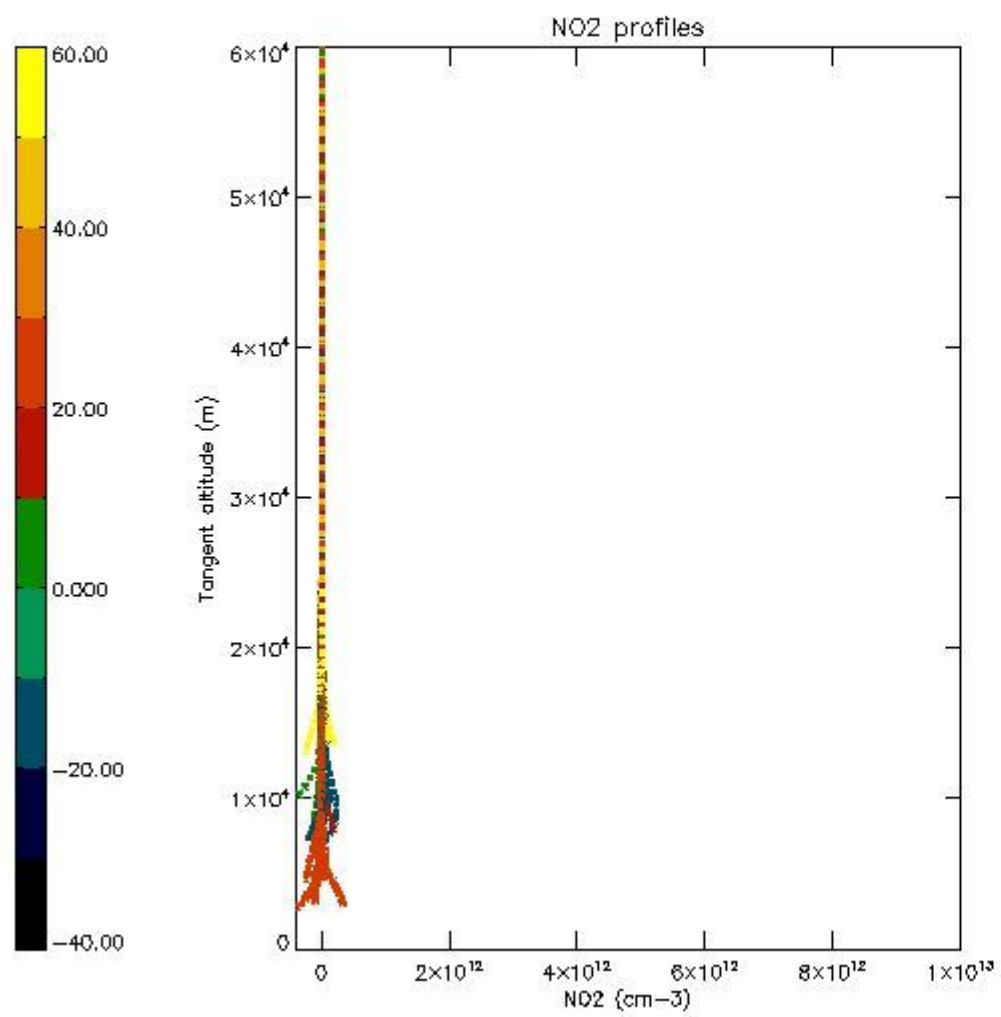
5.5 Plot ozone profiles where STD < 5% (dark without errors)

The colorbar represents the latitude.



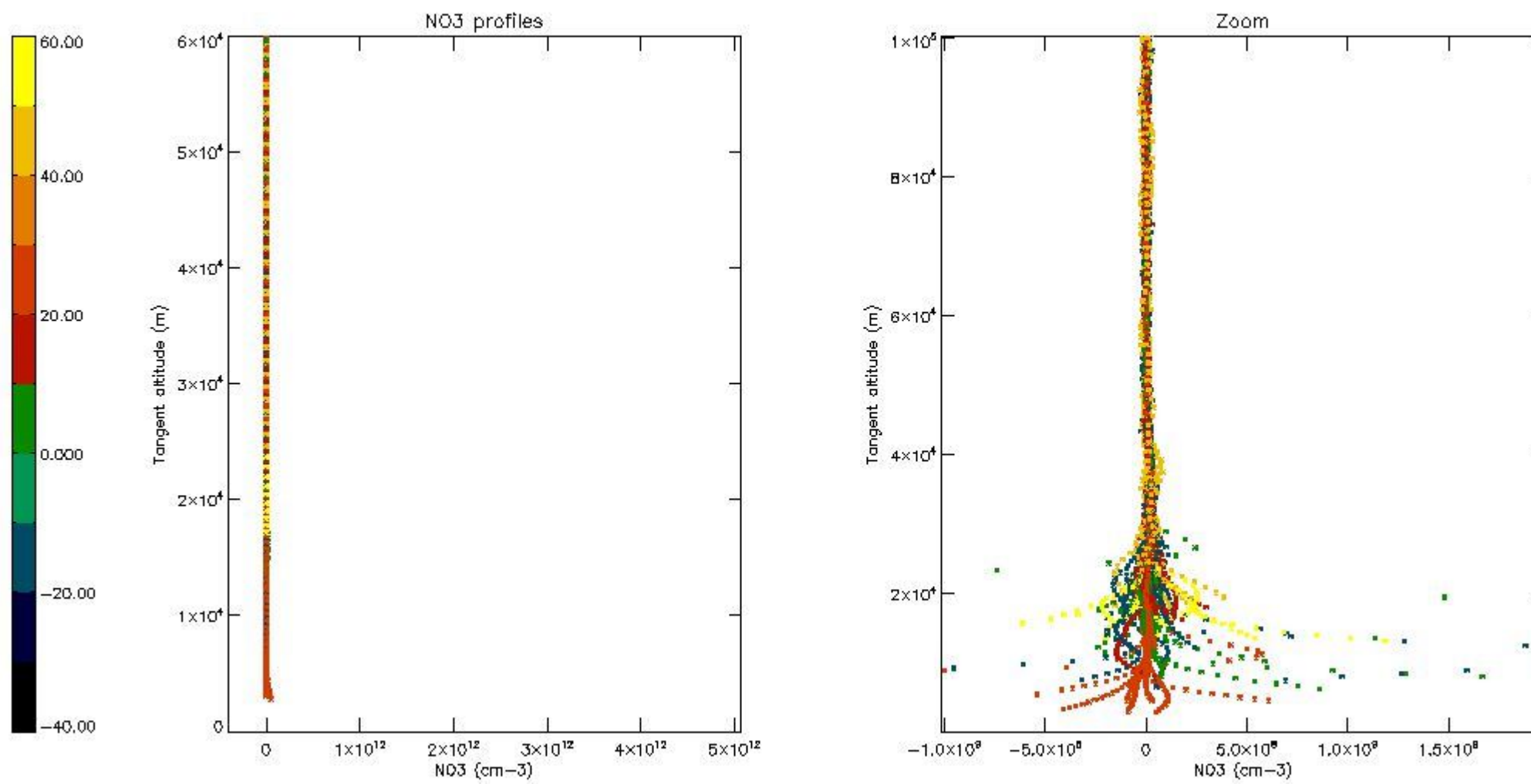
5.6 Plot NO₂ profiles for all STD (dark without errors)

The colorbar represents the latitude.



5.7 Plot NO3 profiles for all STD (dark without errors)

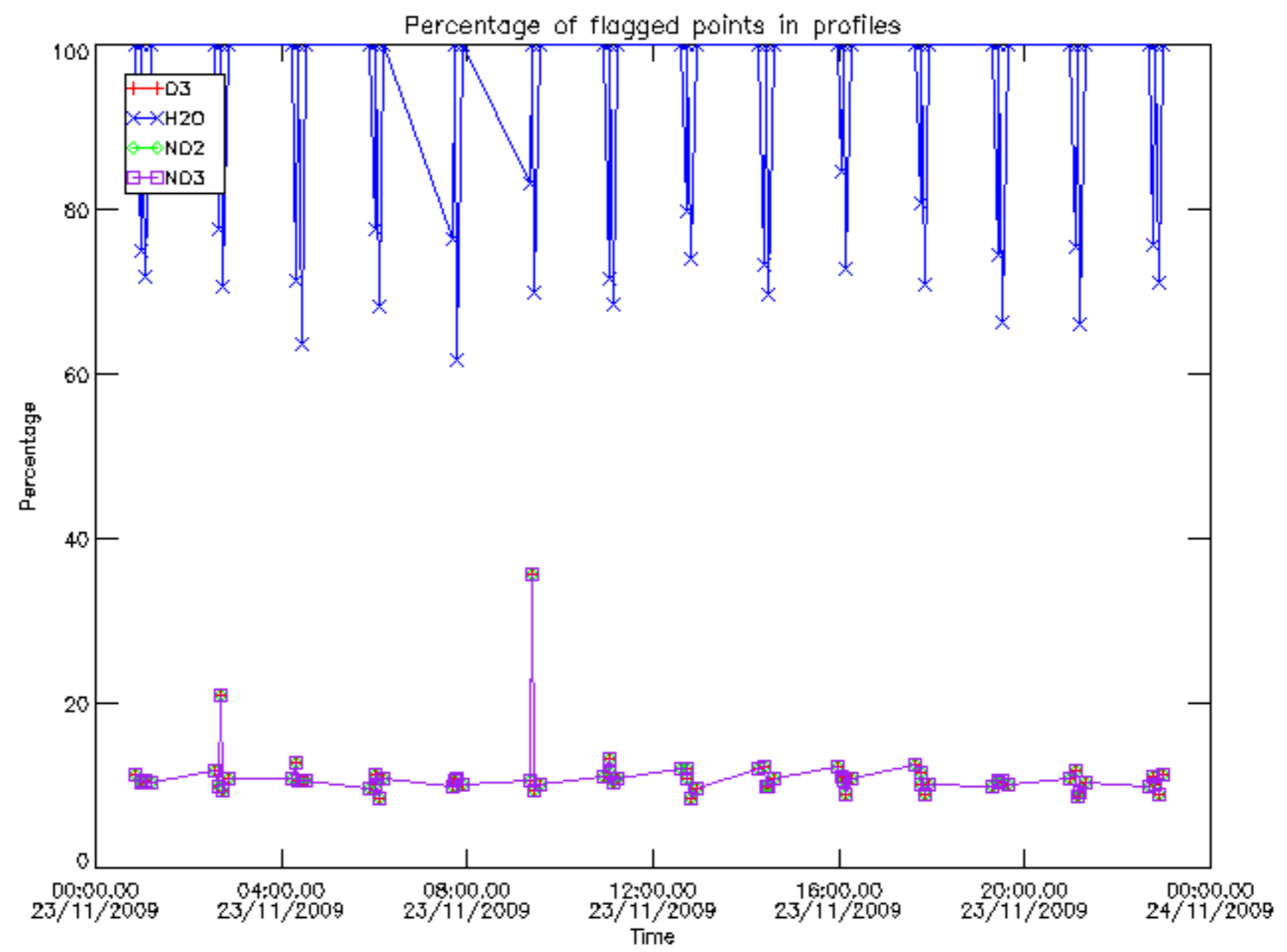
The colorbar represents the latitude.



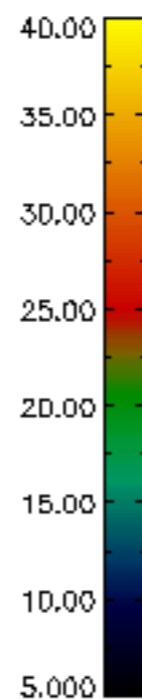
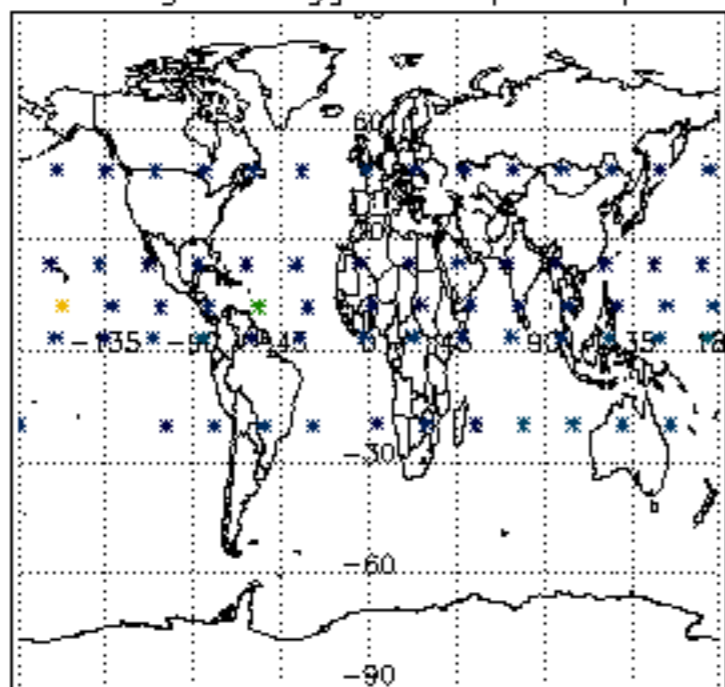
6. Auxiliary Data Files used for the production reported in section 2

The number reported in the third column indicates since which file (see list in section 2) the corresponding auxiliary file has been used. The fourth column is the date of those product files.

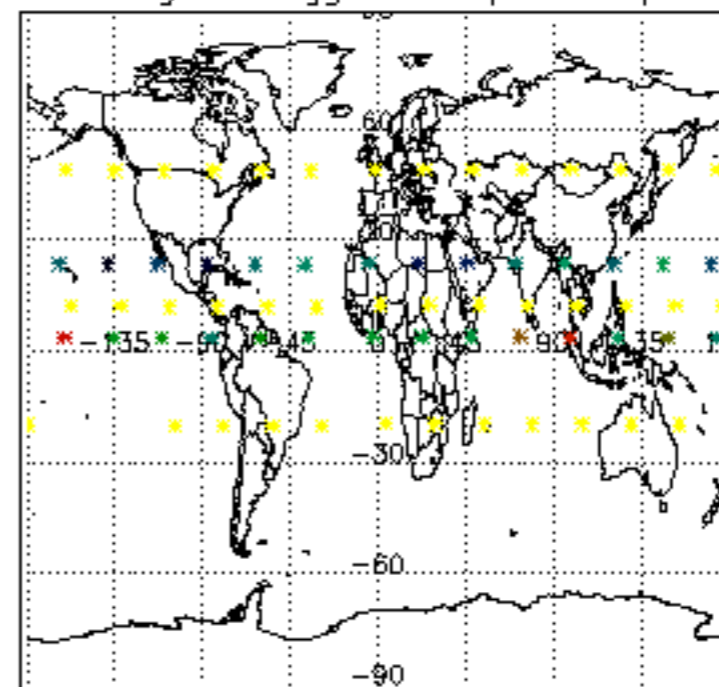
Type	Auxiliary Filename	Used since product	Used since product date
INST_PHYS_CHARACTERISTICS	GOM_INS_AXVIEC20091111_143220_20030716_120000_20500101_000000	1	23-NOV-2009 00:15:31
LEVEL-2_PROC_CONFIG	GOM_PR2_AXVIEC20091111_152718_20020301_000000_20500101_000000	1	23-NOV-2009 00:15:31
CROSS_SECTIONS_FILE	GOM_CRS_AXVIEC20091111_154832_20020301_000000_20500101_000000	1	23-NOV-2009 00:15:31



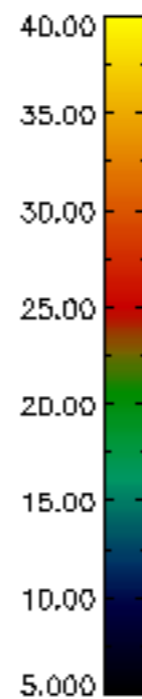
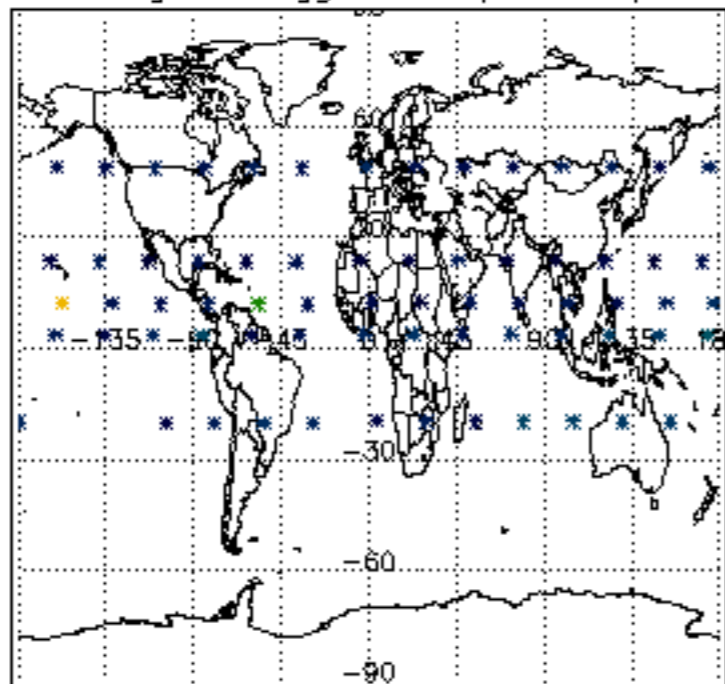
Percentage of flagged data per D3 profile



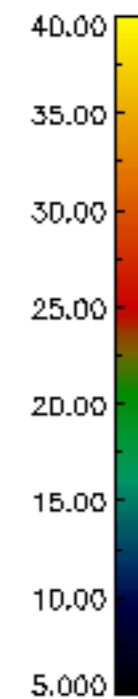
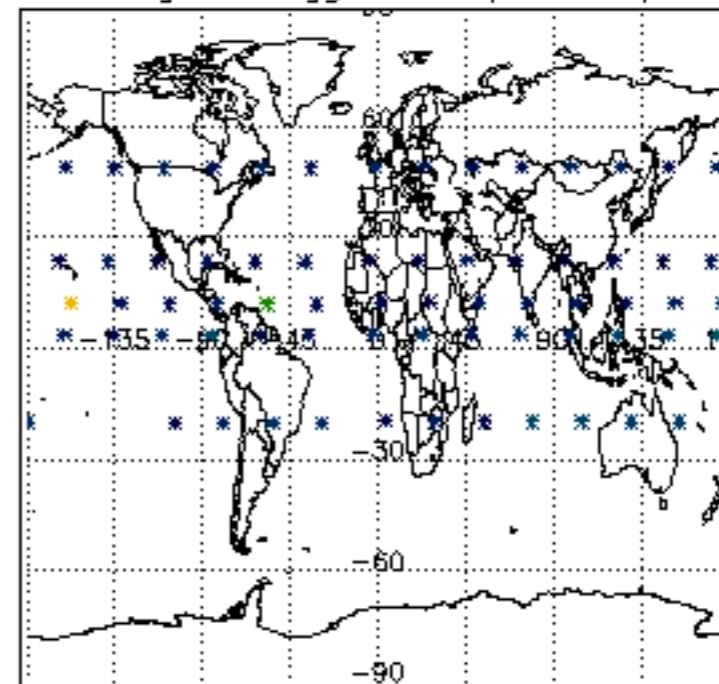
Percentage of flagged data per H2O profile

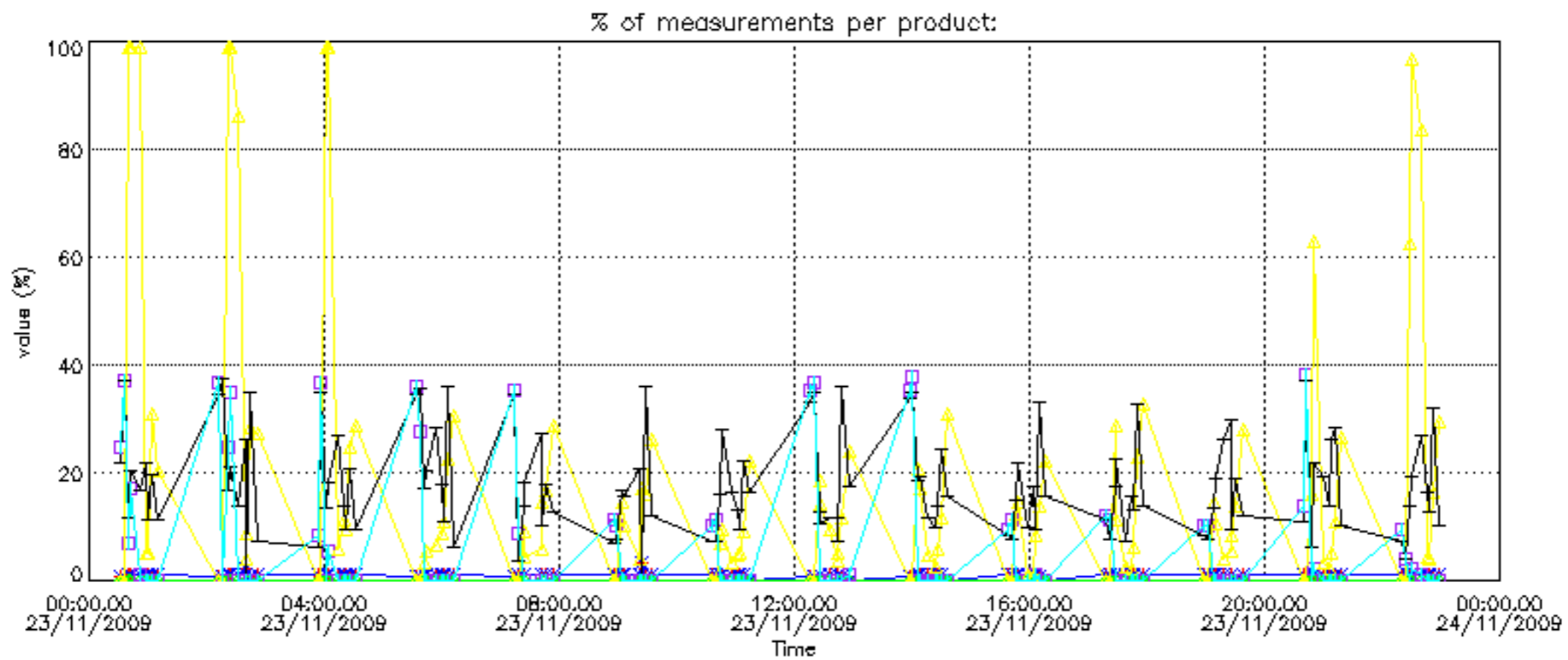


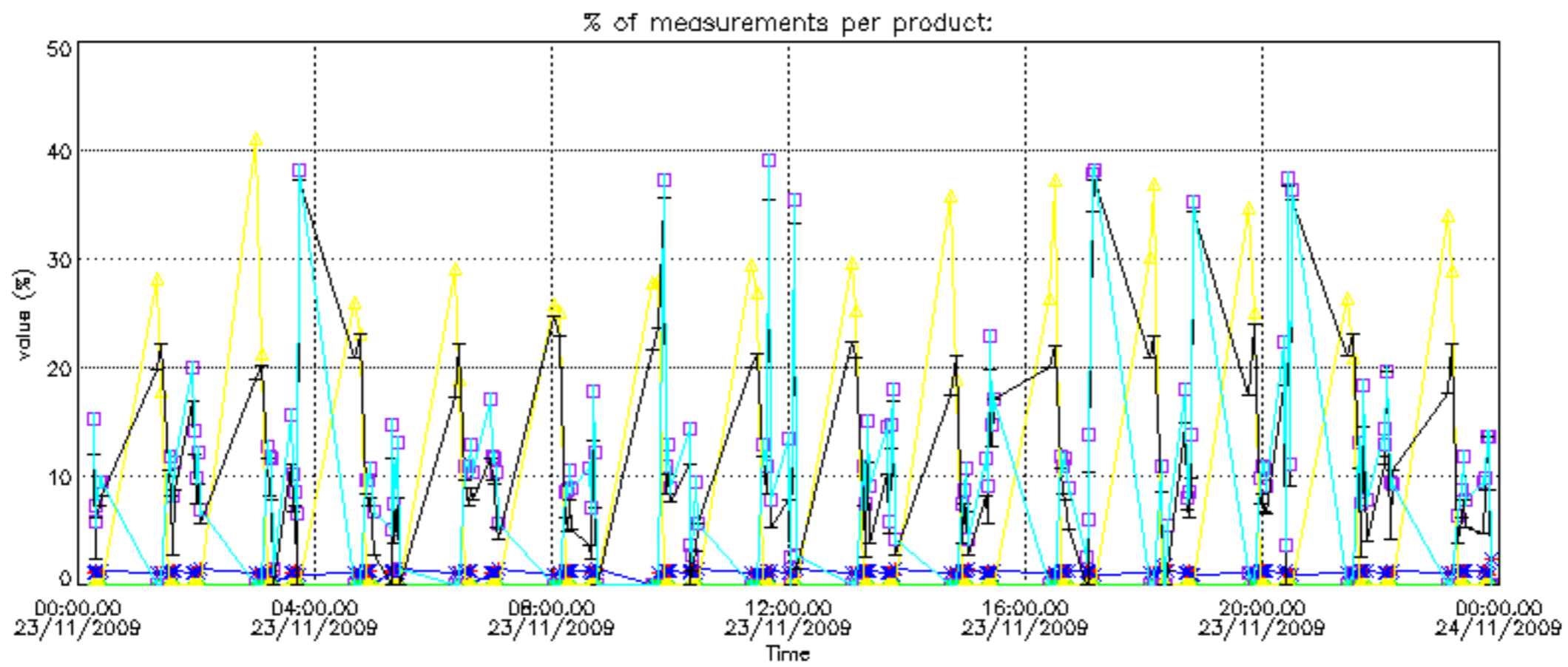
Percentage of flagged data per NO2 profile



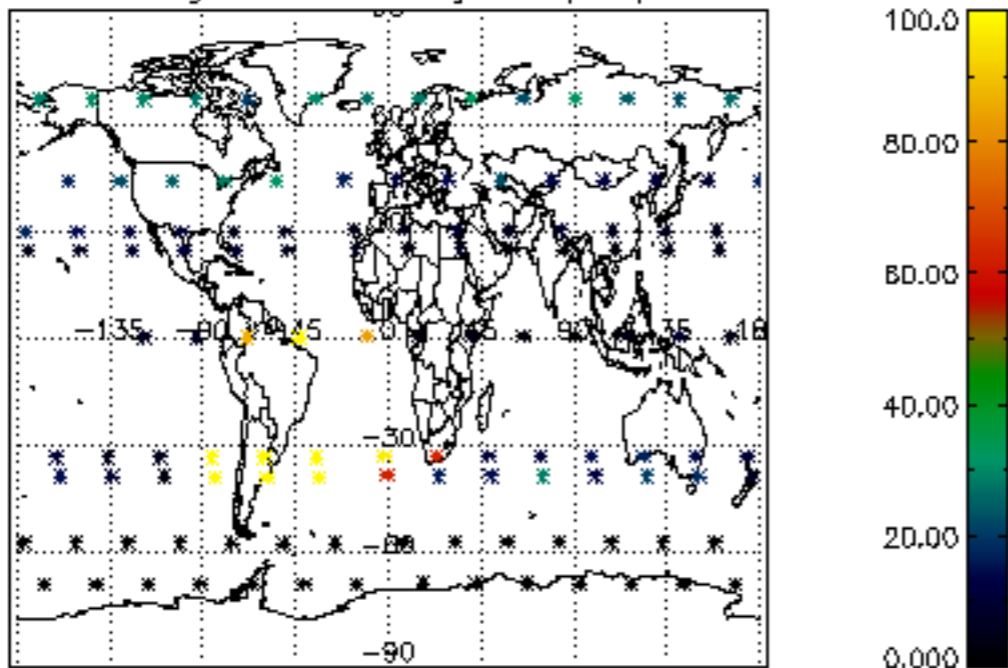
Percentage of flagged data per NO3 profile



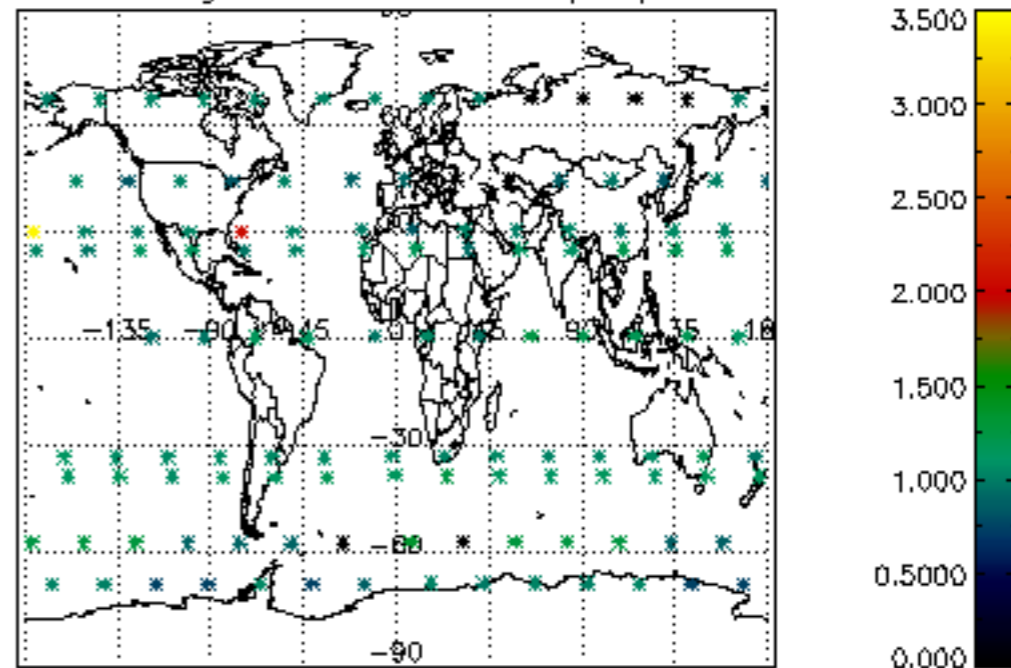




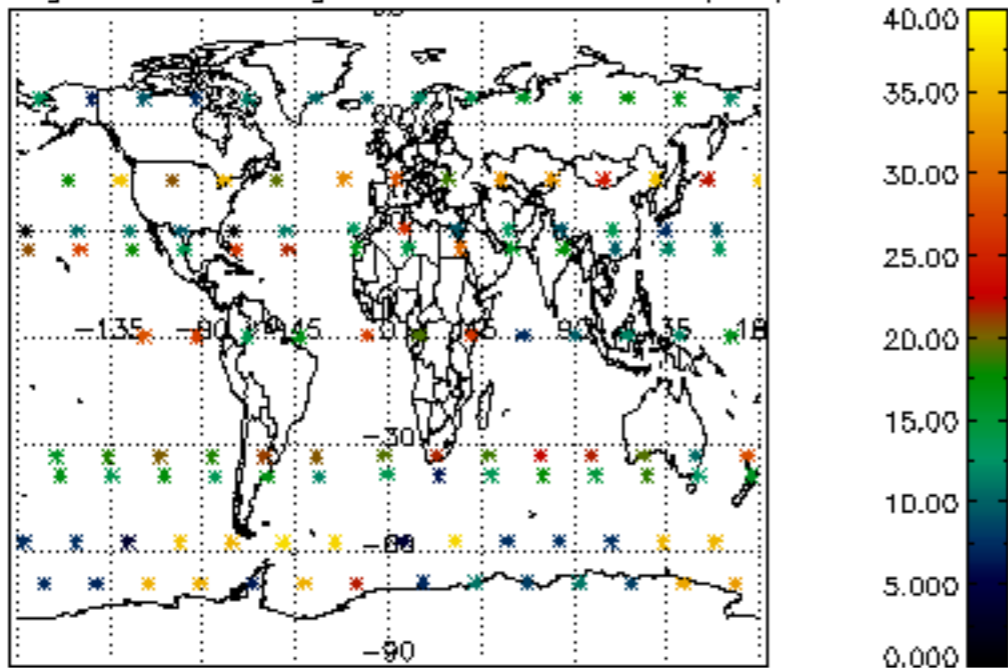
Percentage of cosmic ray hits per profile



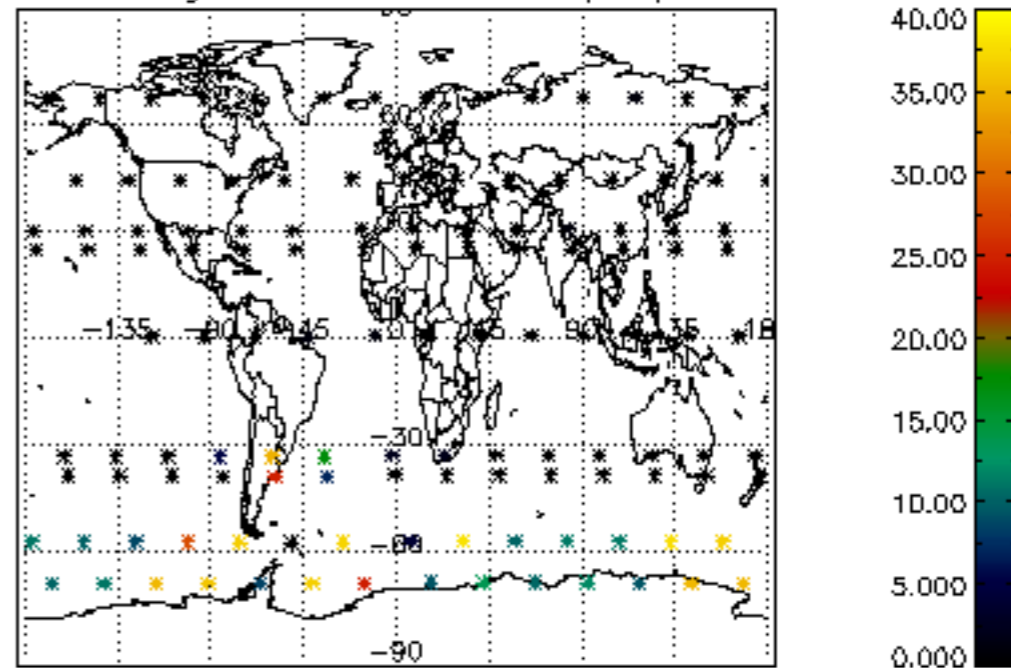
Percentage of datation errors per profile



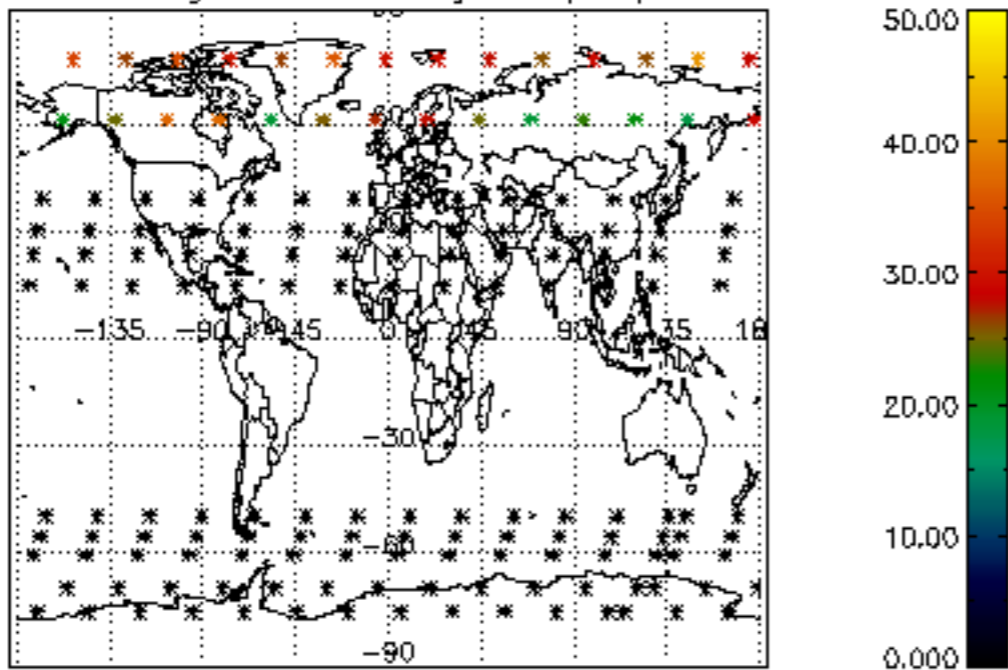
Percentage of star falling outside central band per profile



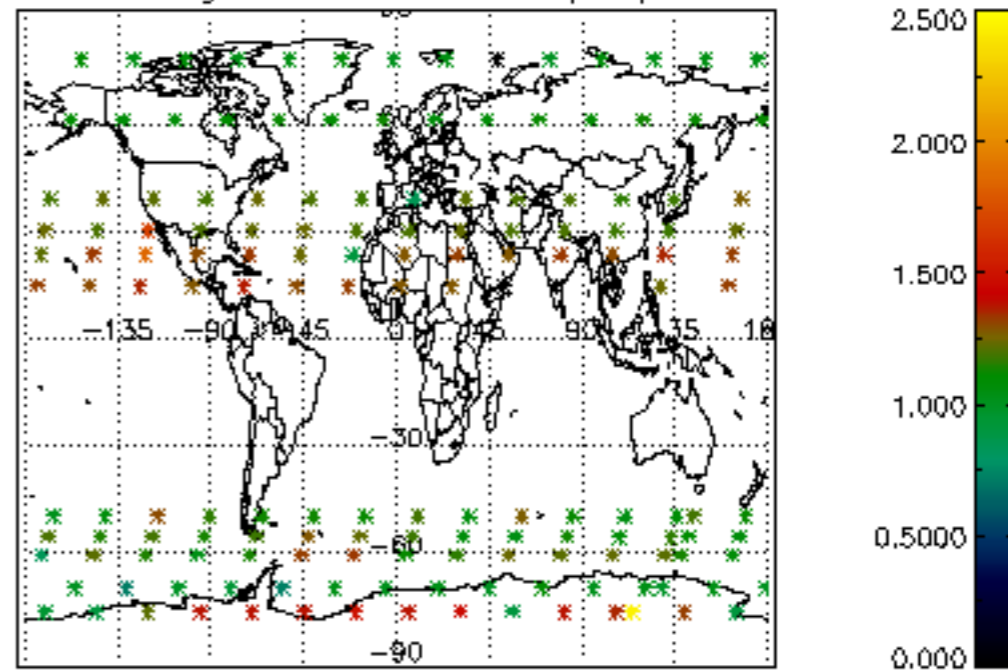
Percentage of saturation errors per profile



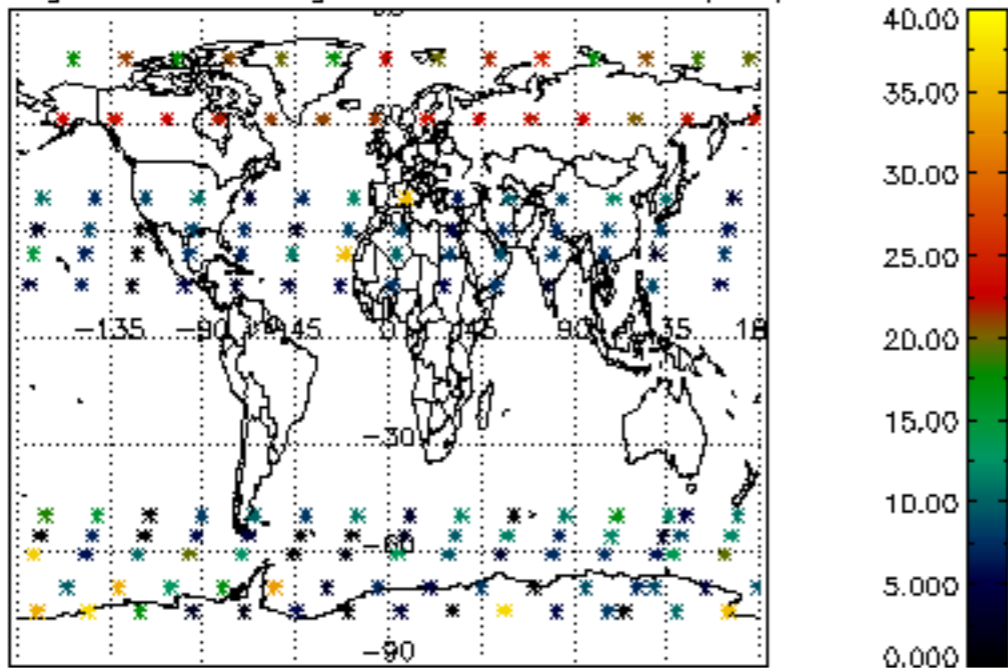
Percentage of cosmic ray hits per profile



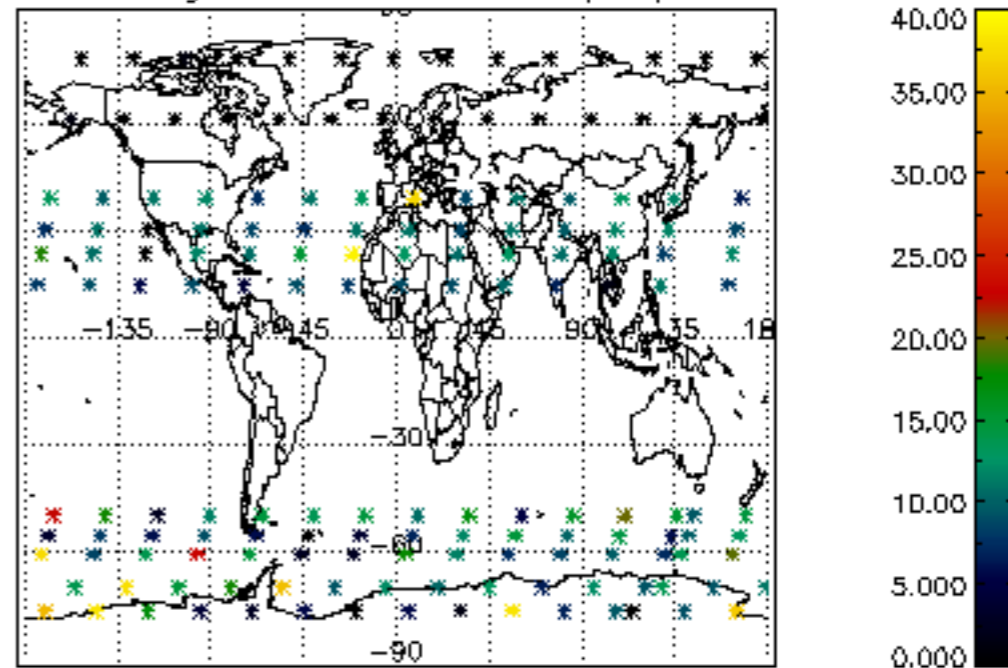
Percentage of datation errors per profile

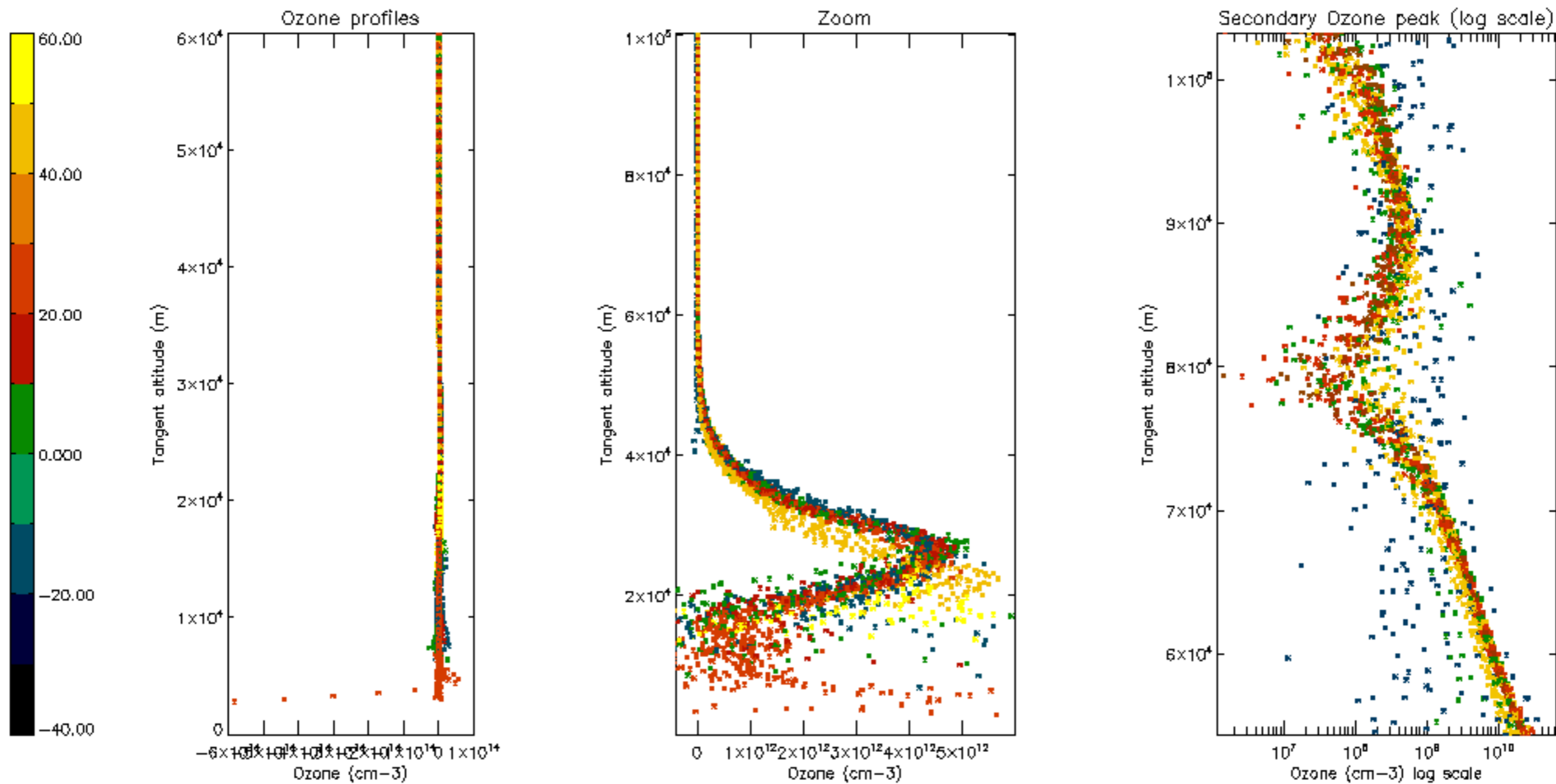


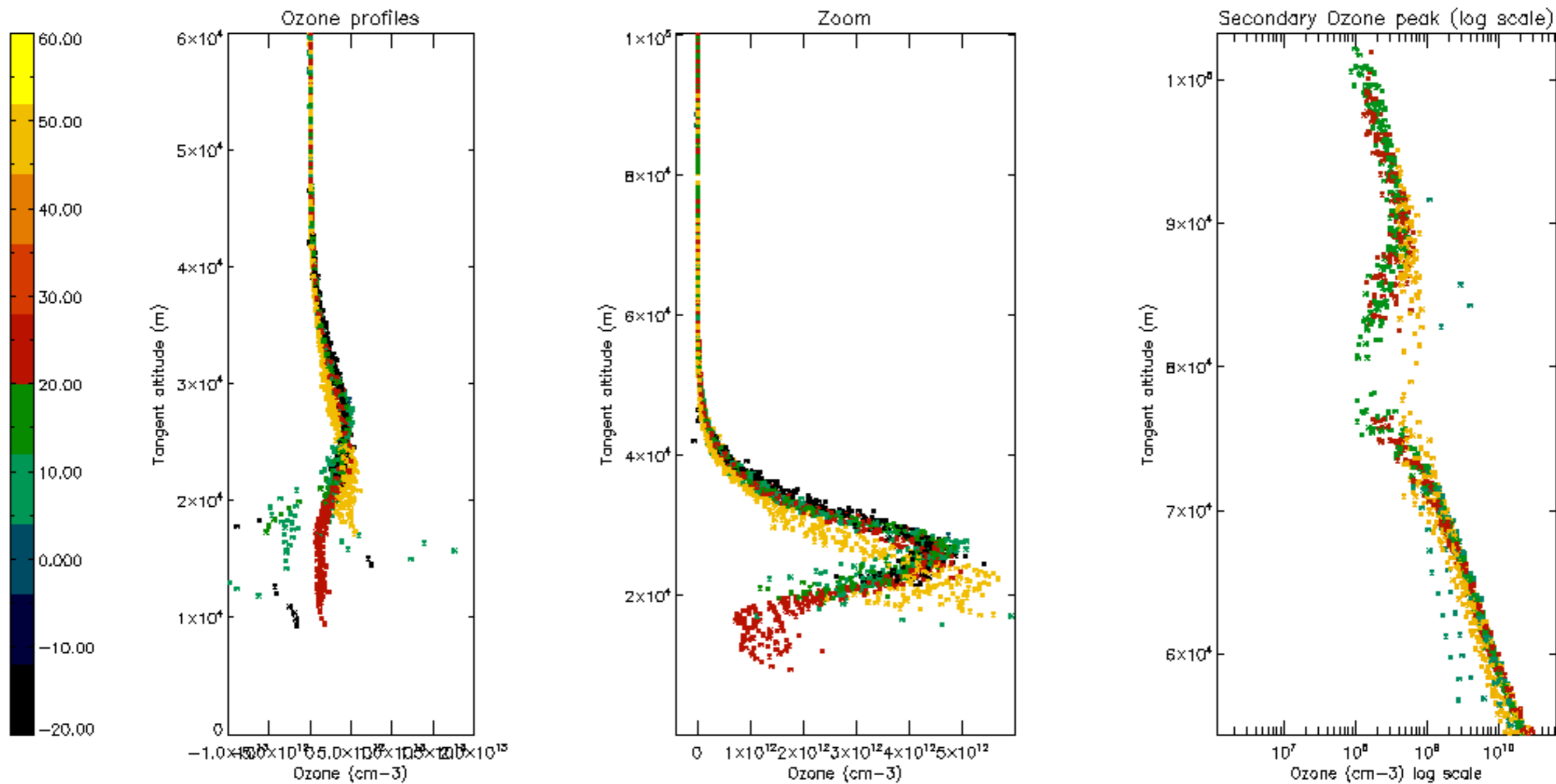
Percentage of star falling outside central band per profile

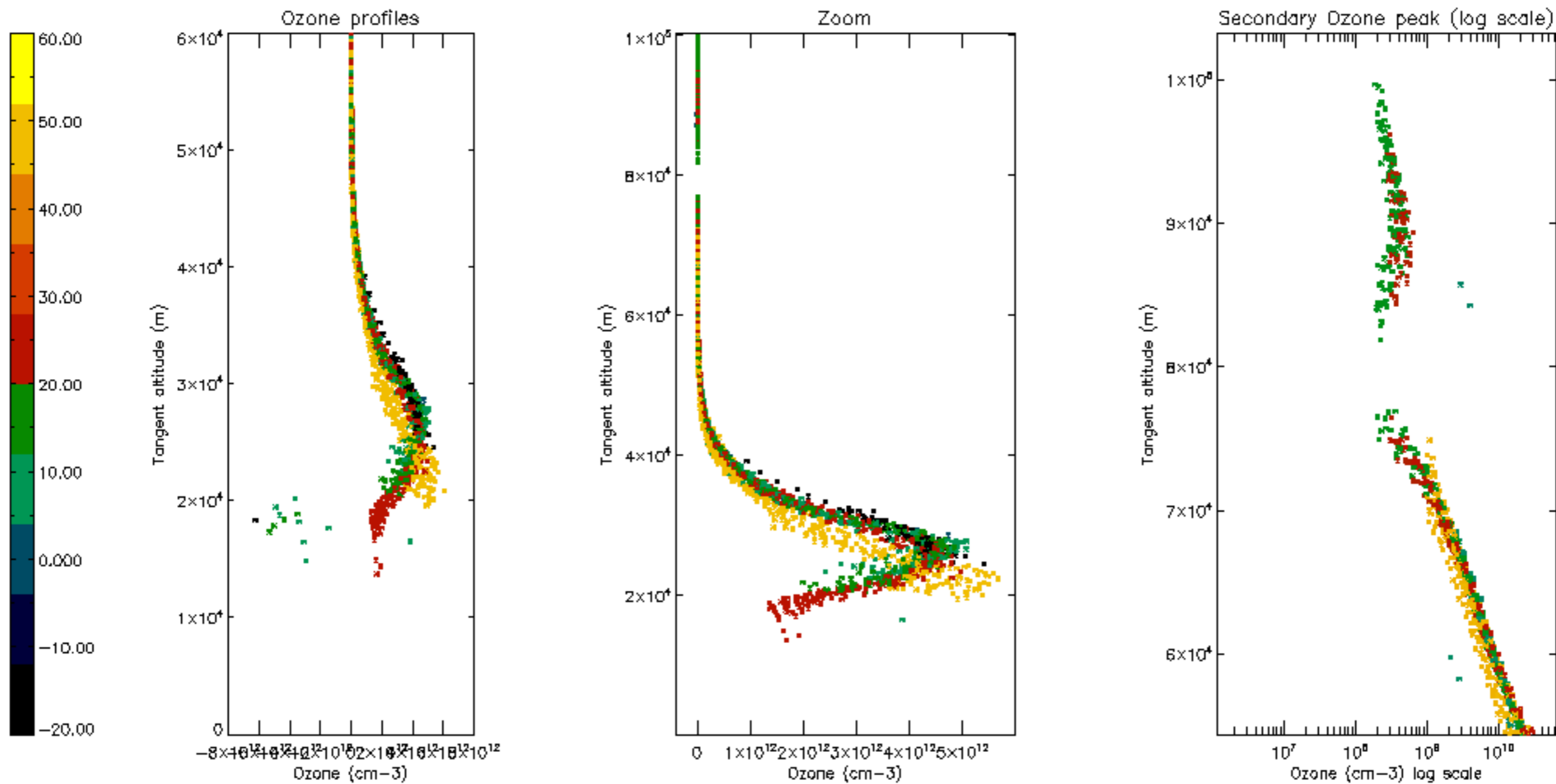


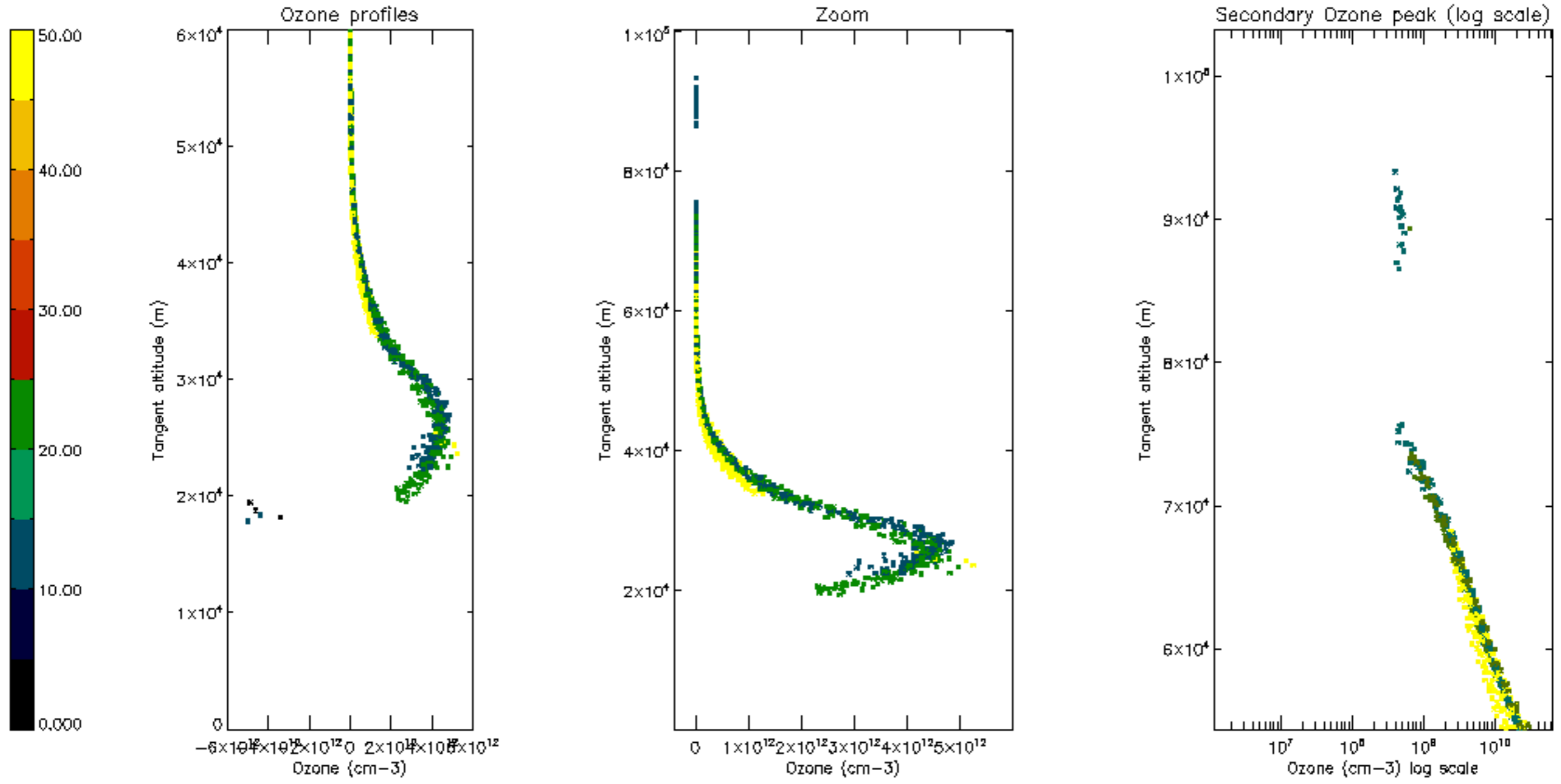
Percentage of saturation errors per profile

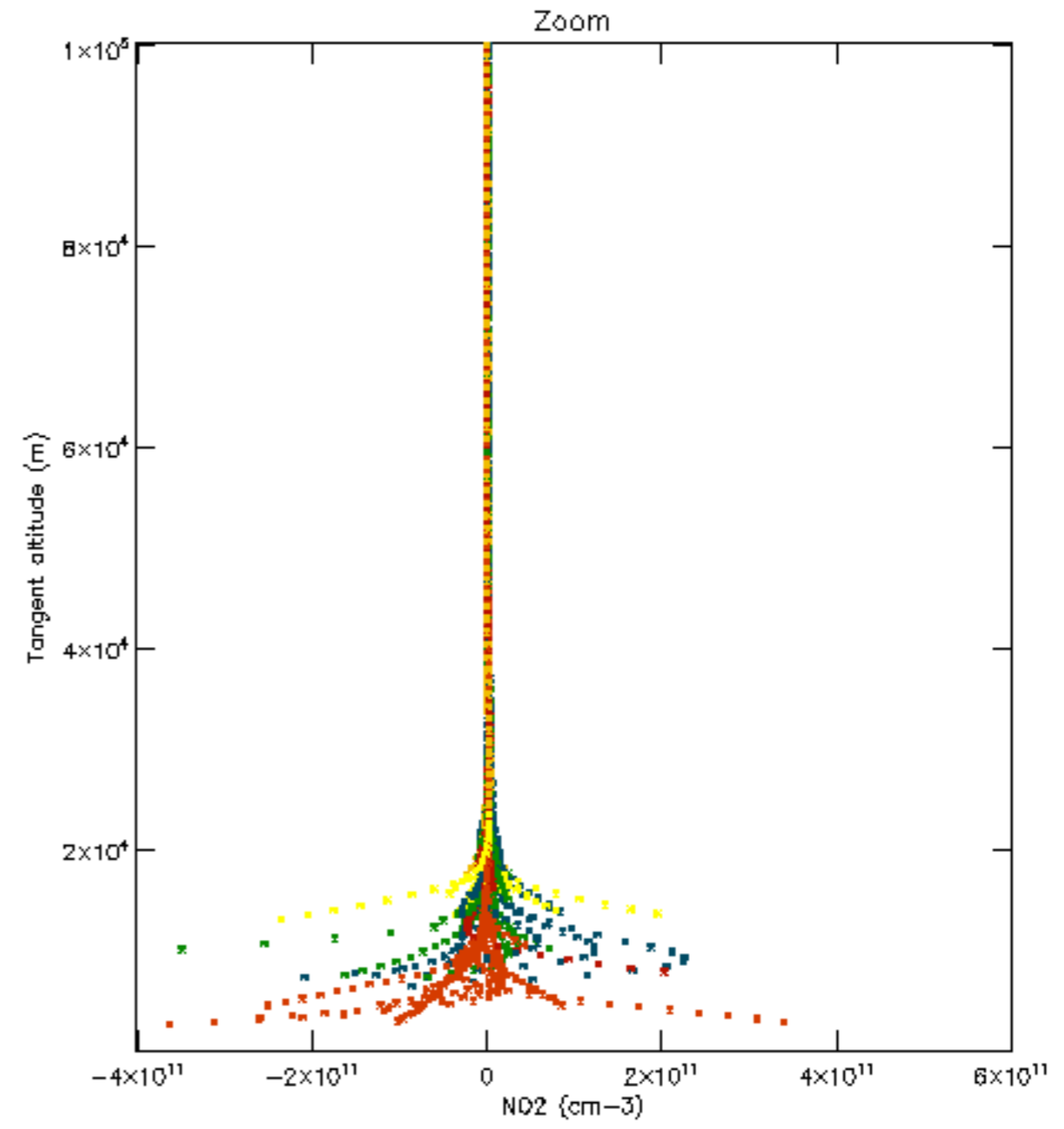
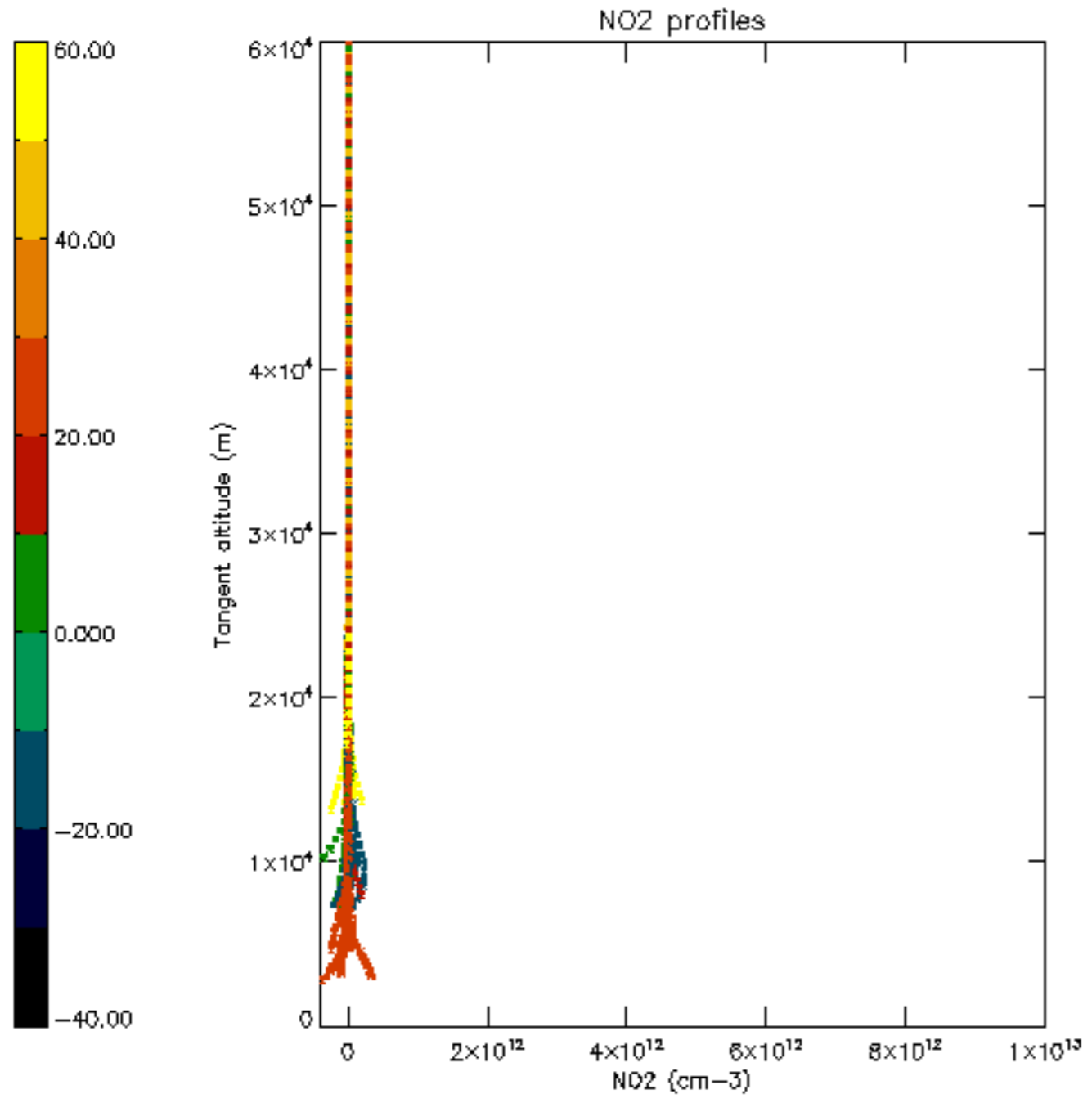


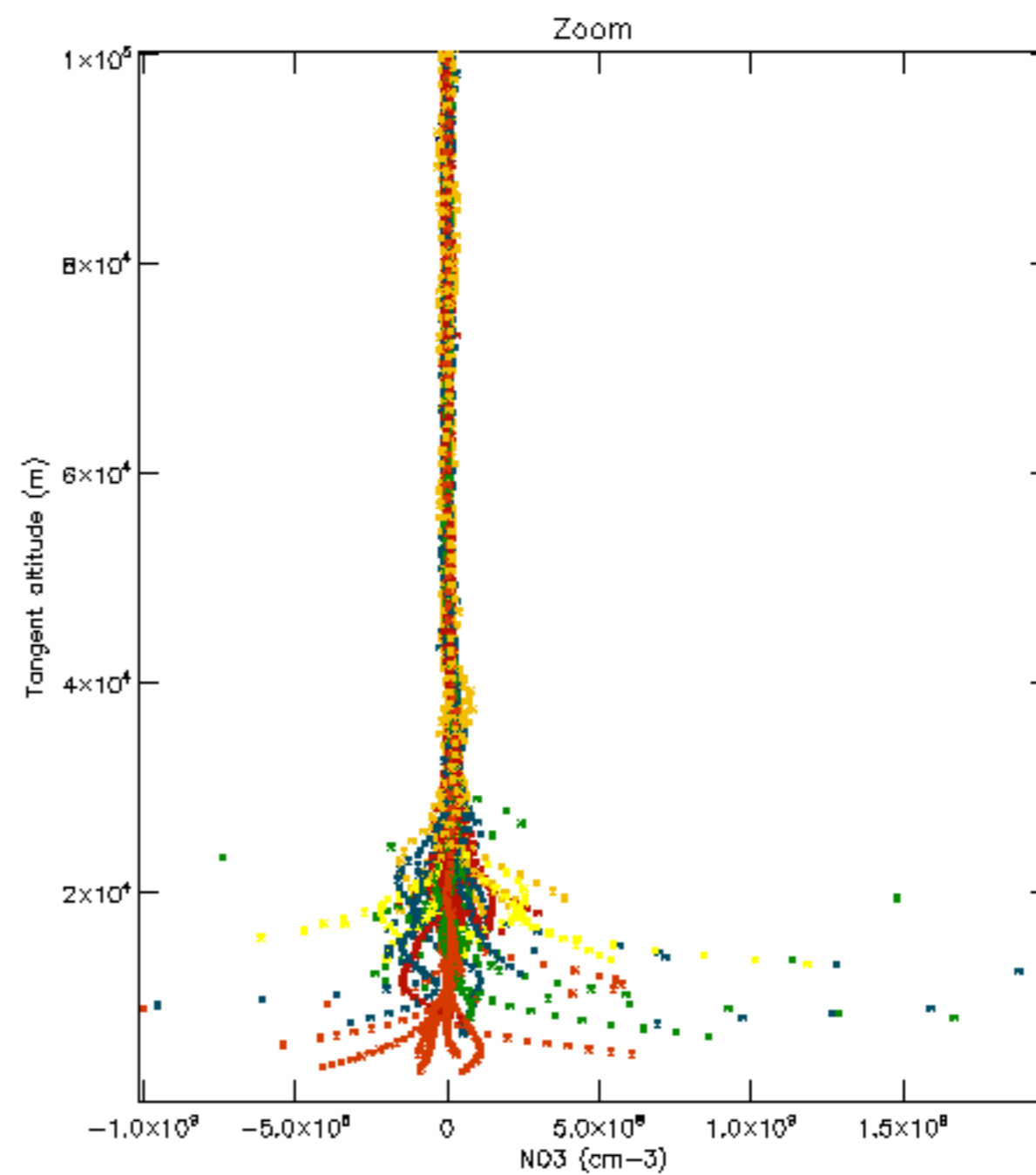
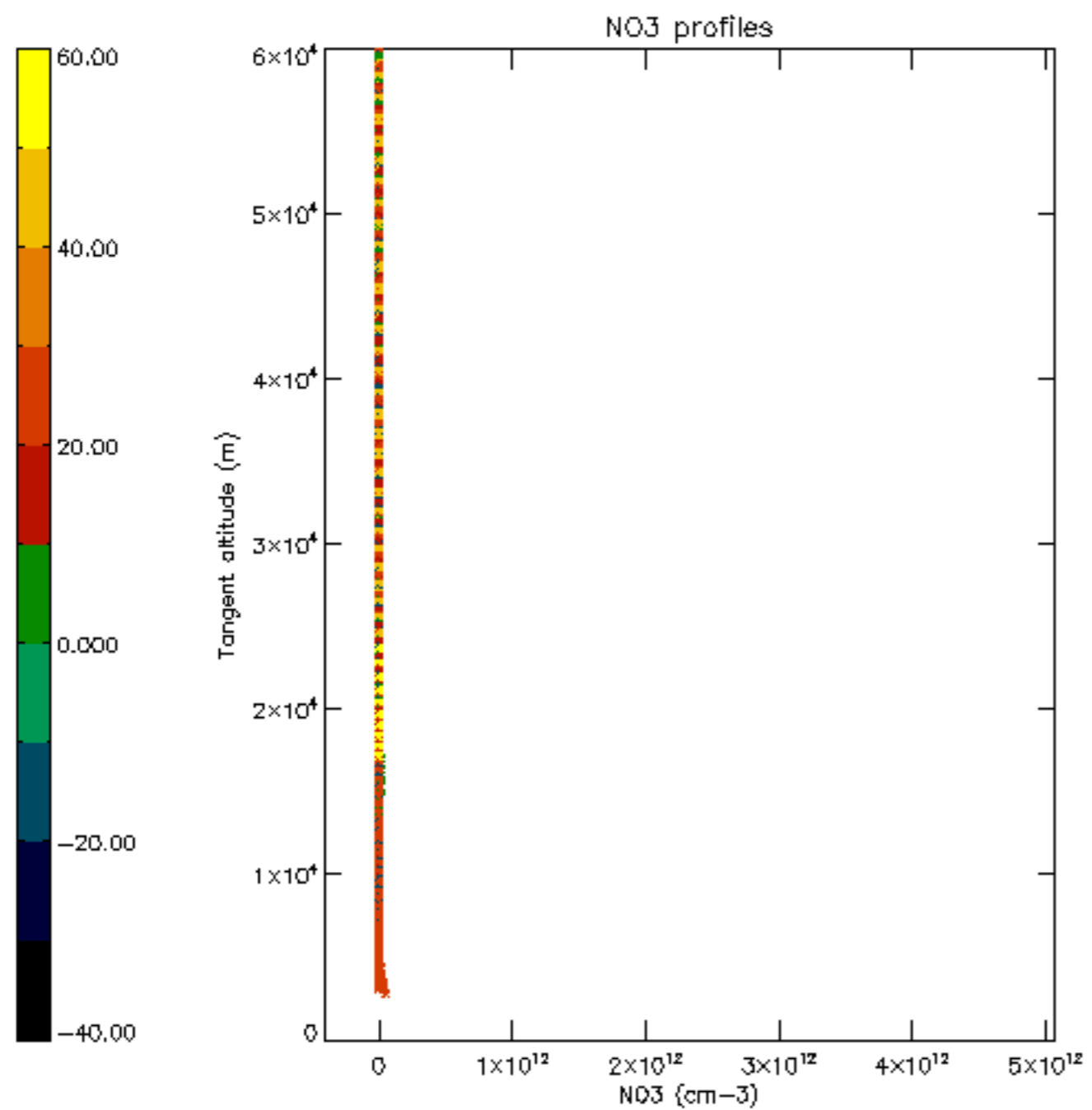


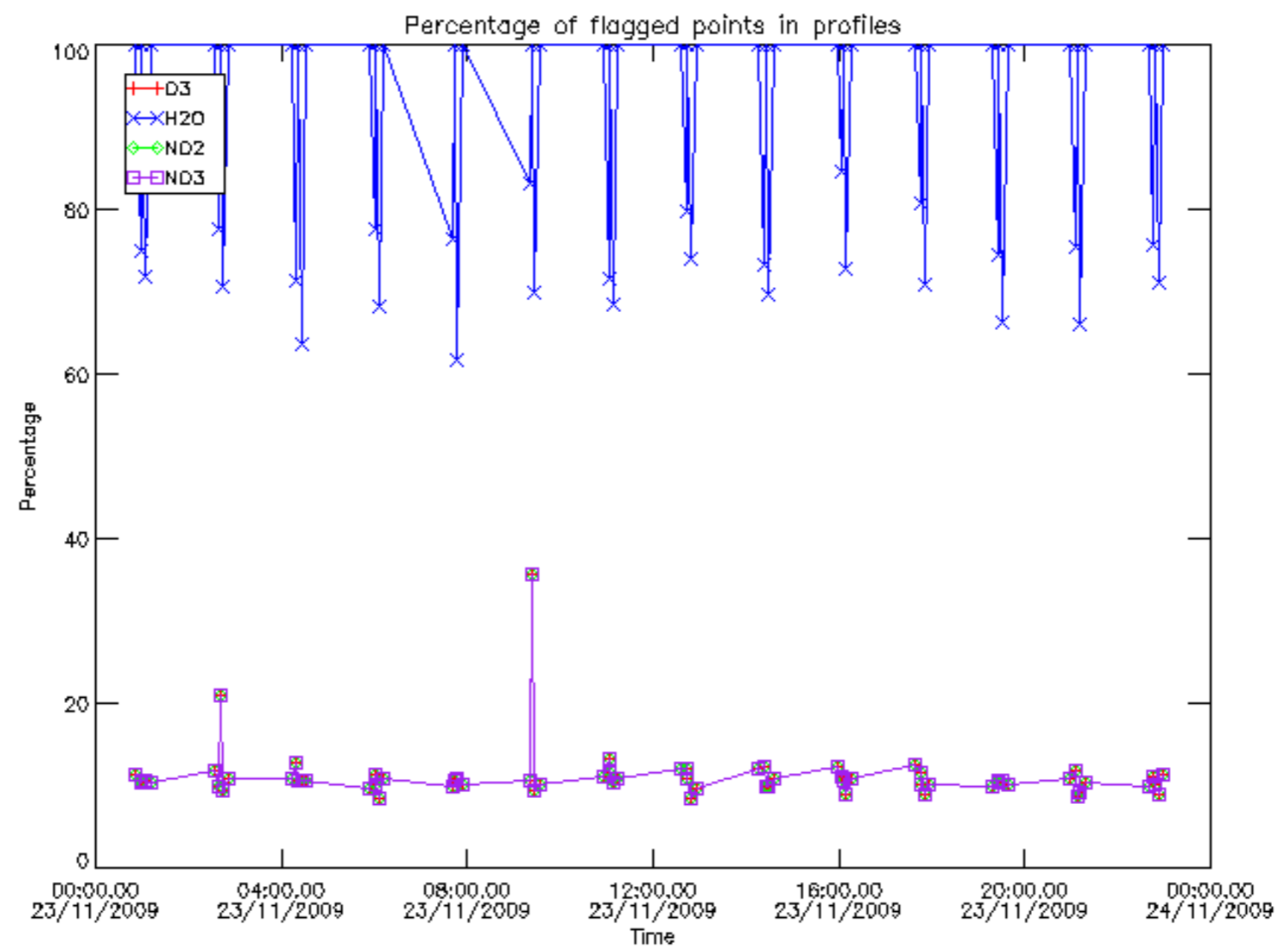




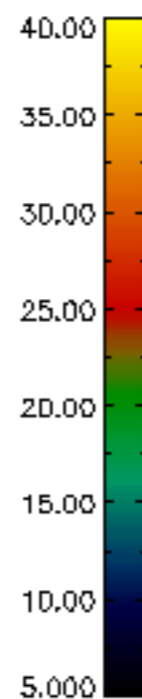
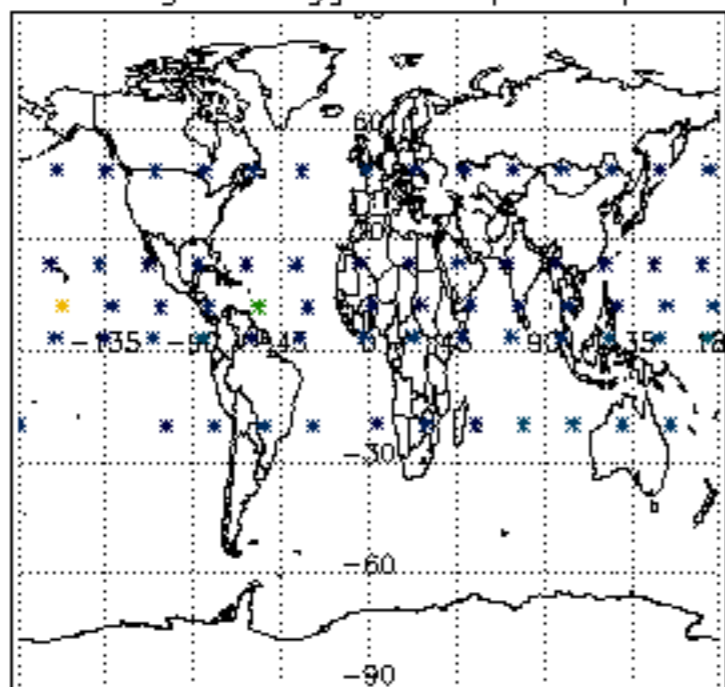




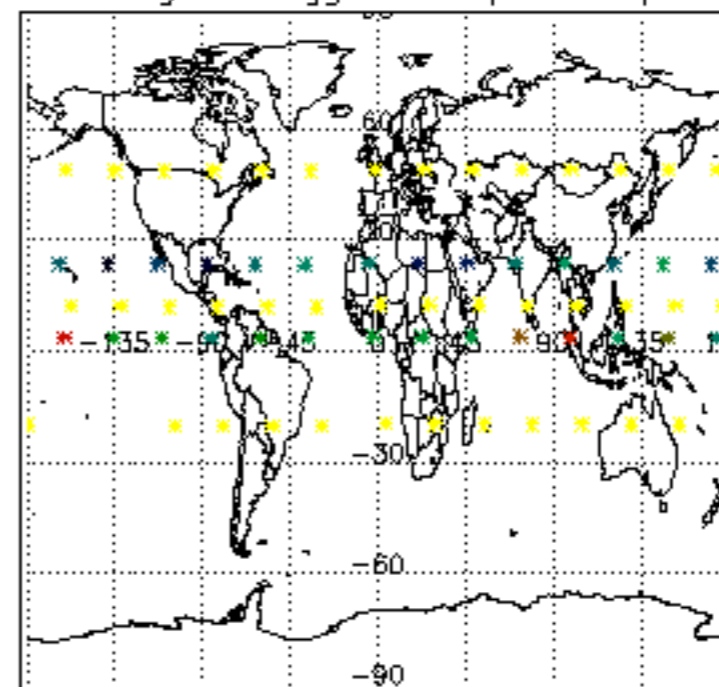




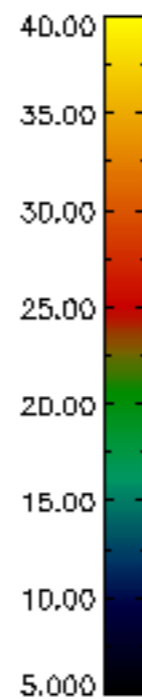
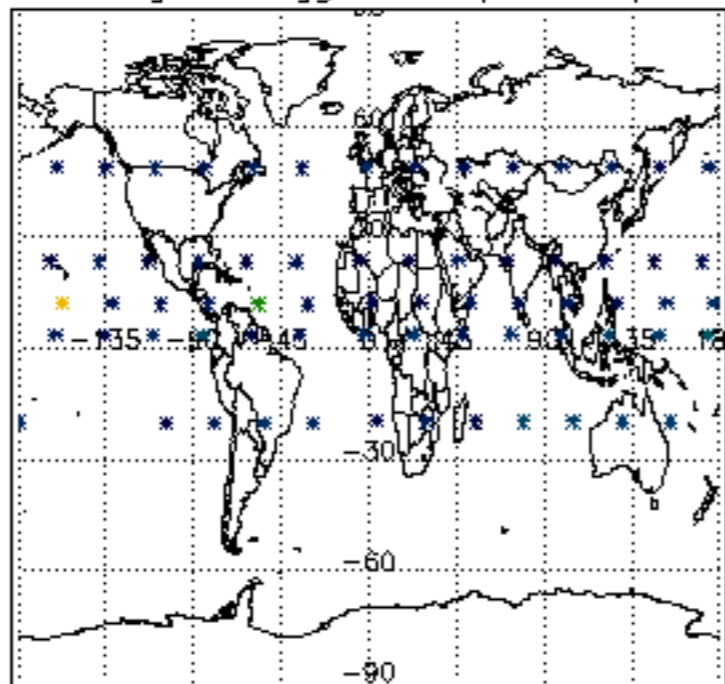
Percentage of flagged data per D3 profile



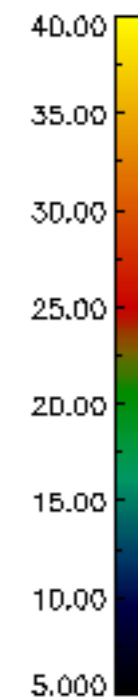
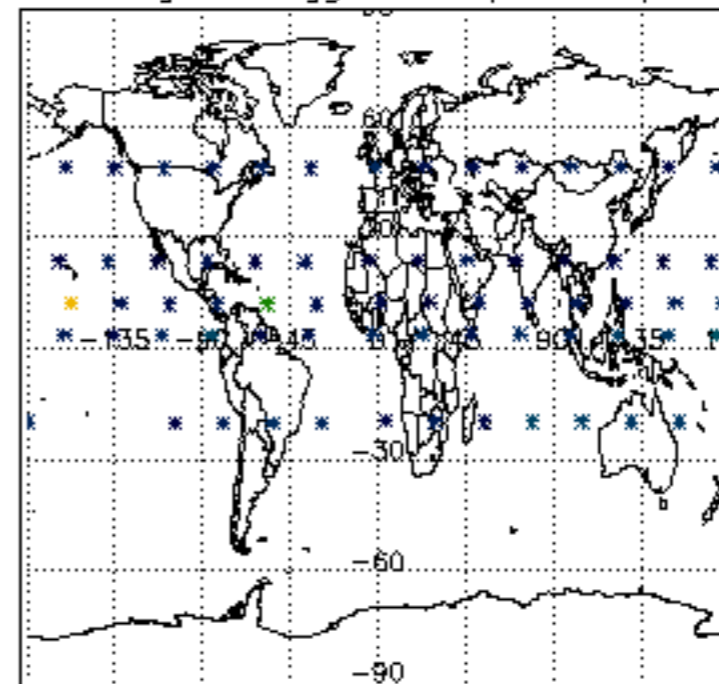
Percentage of flagged data per H2O profile

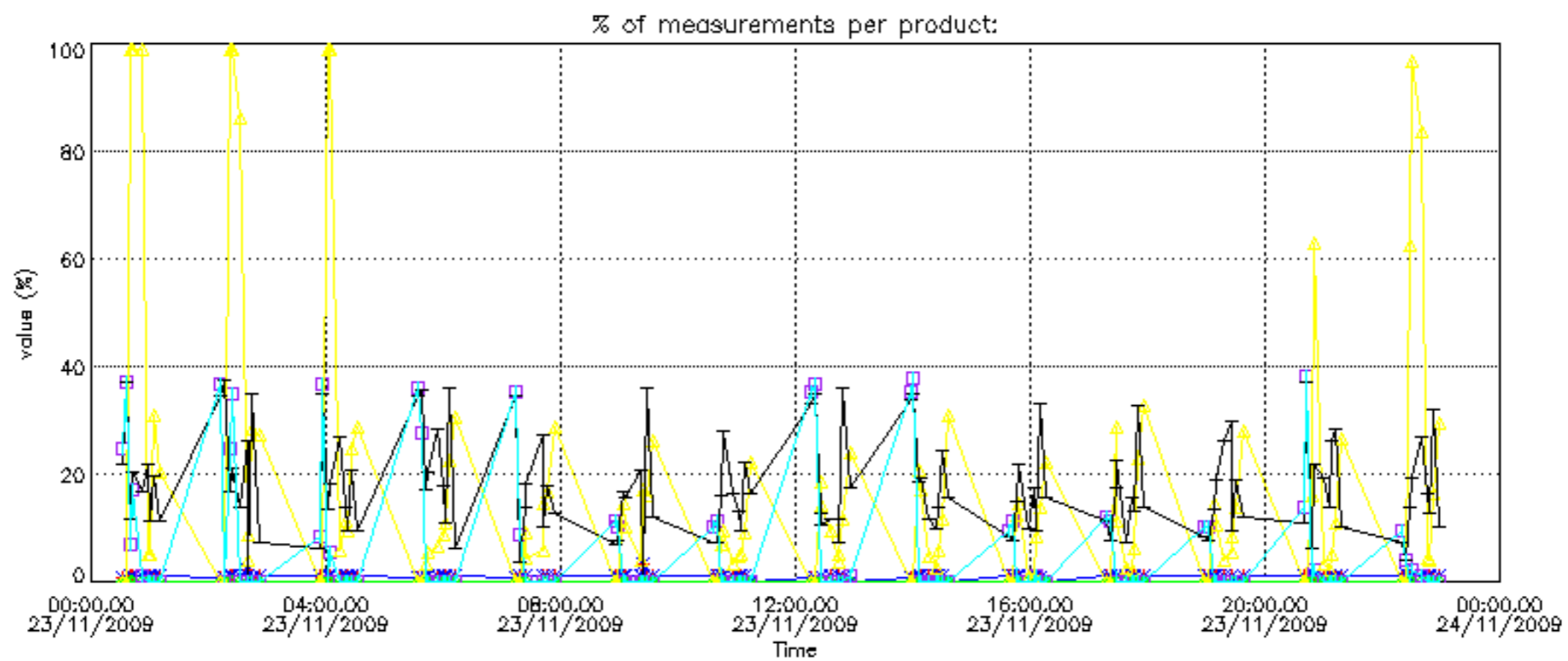


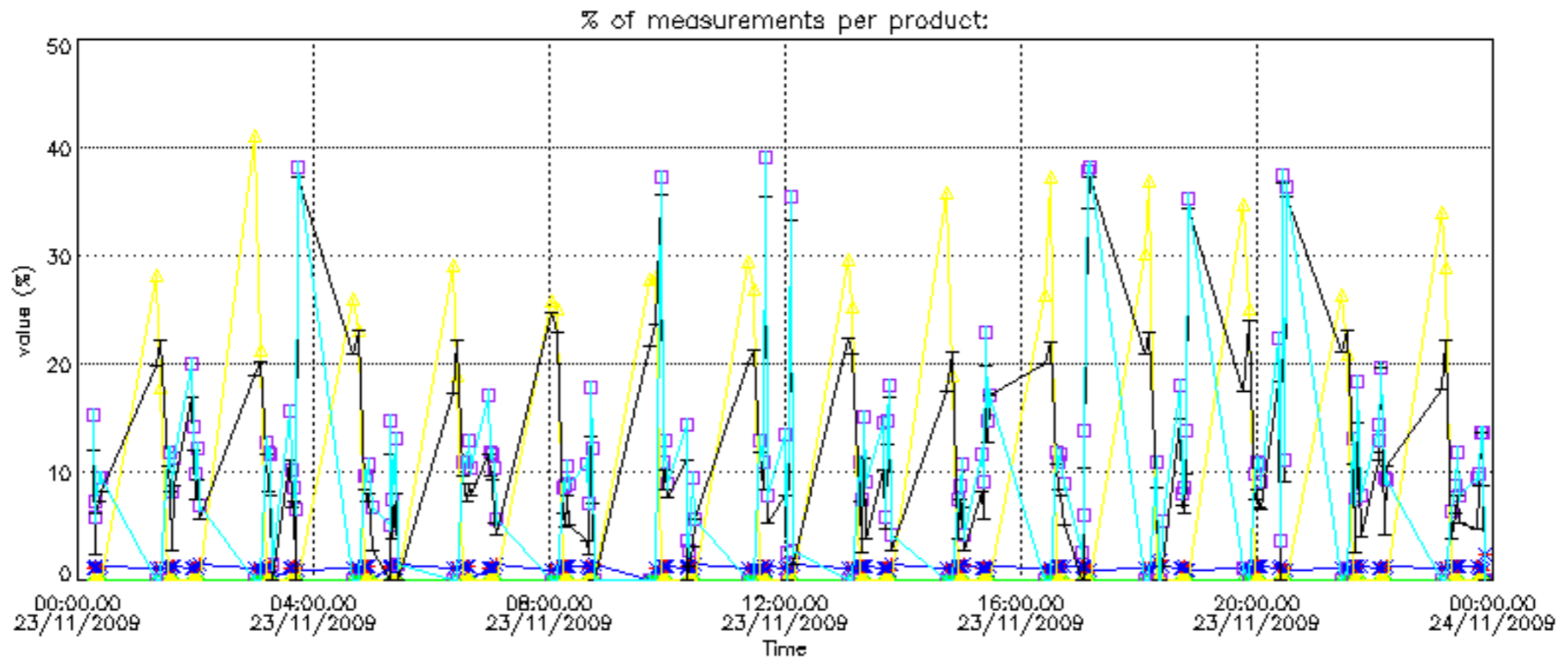
Percentage of flagged data per NO2 profile



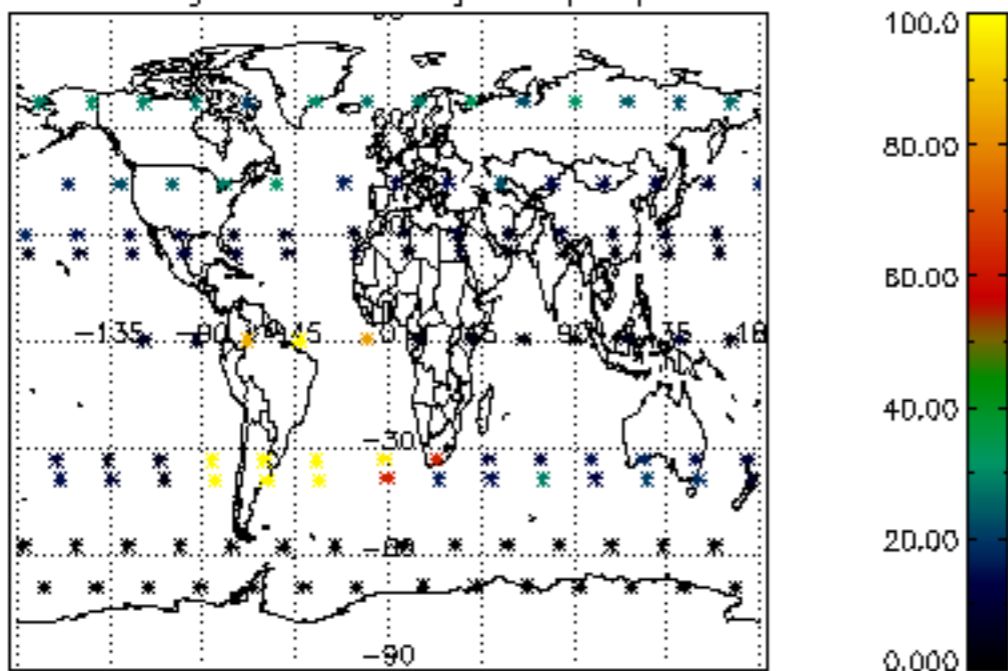
Percentage of flagged data per NO3 profile



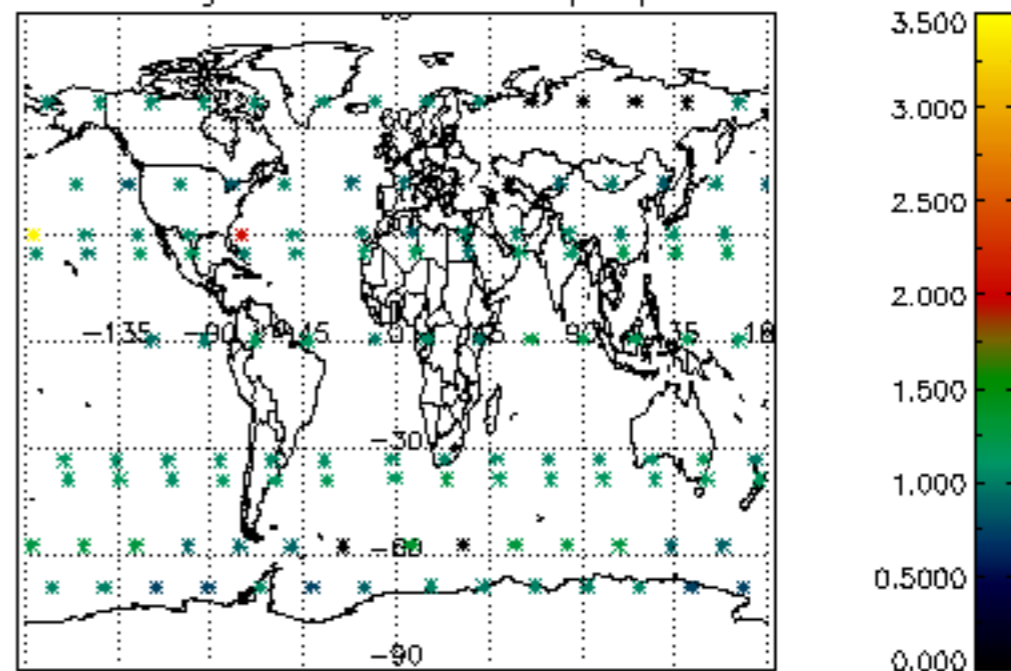




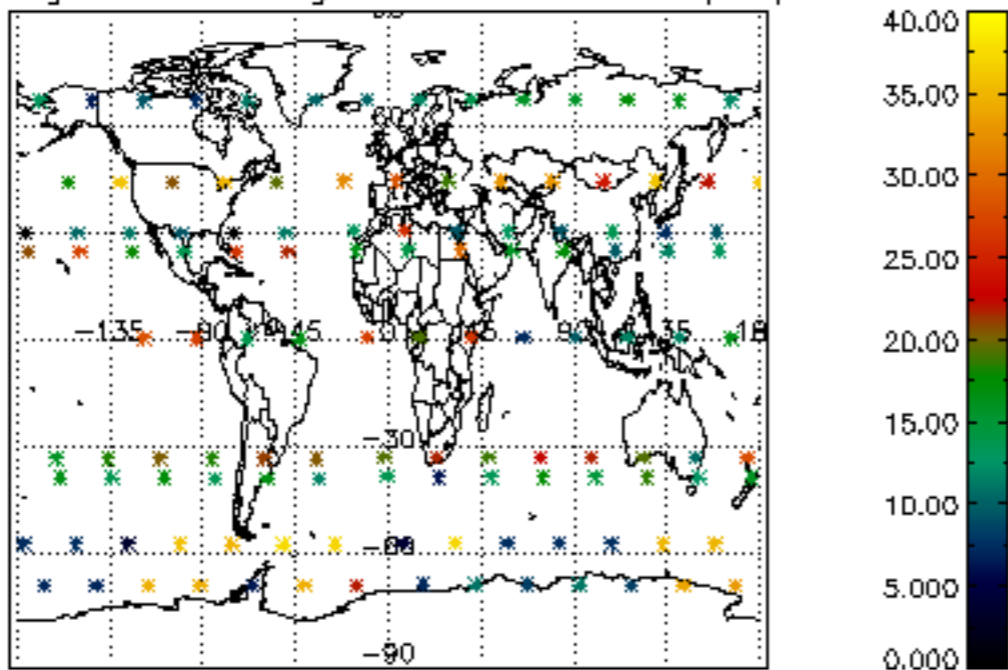
Percentage of cosmic ray hits per profile



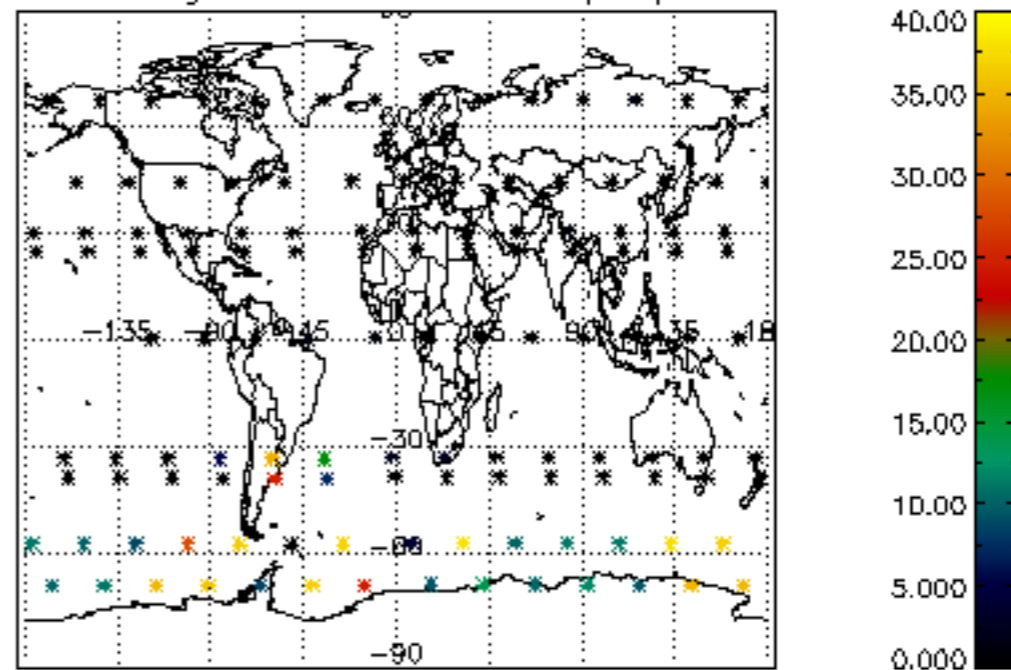
Percentage of datation errors per profile



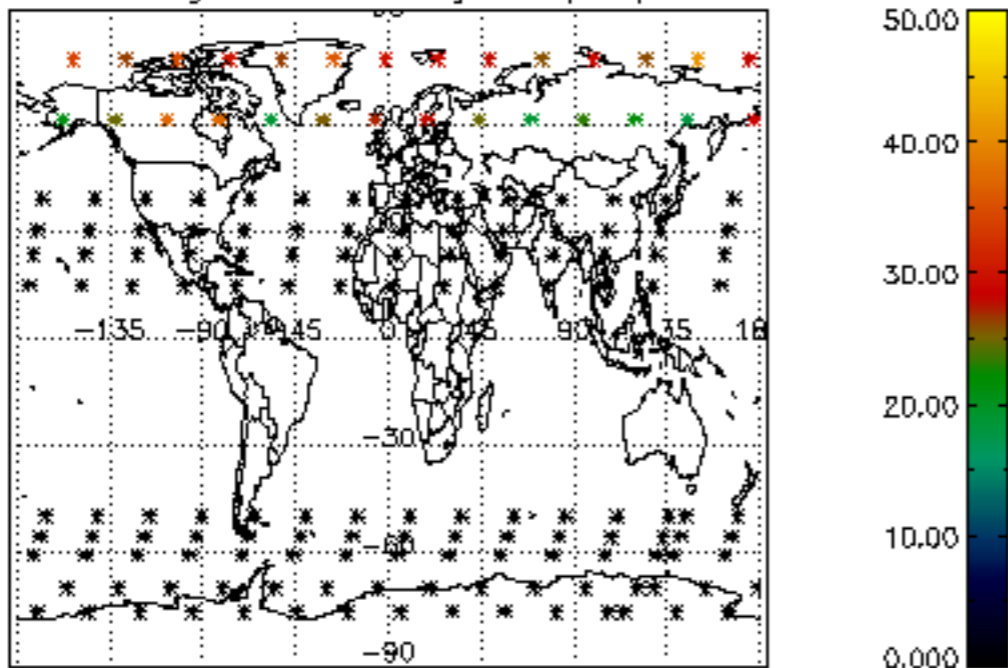
Percentage of star falling outside central band per profile



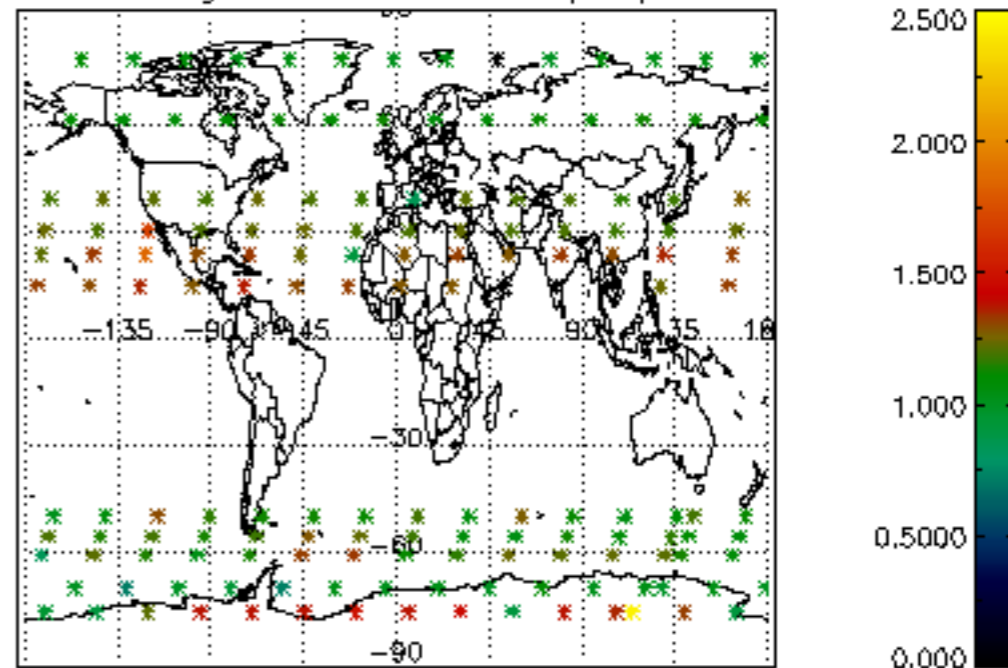
Percentage of saturation errors per profile



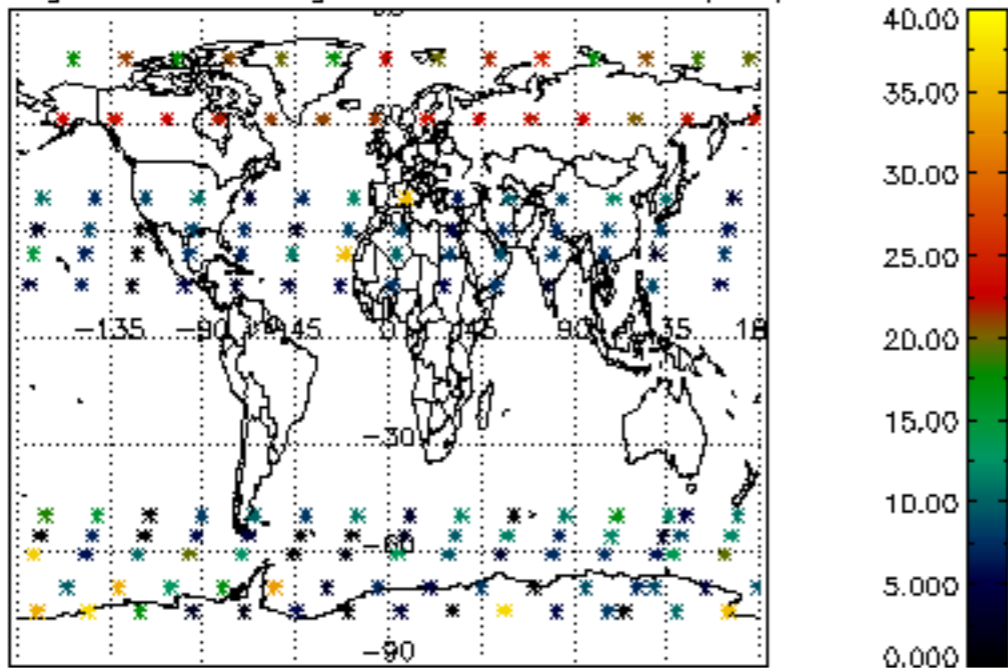
Percentage of cosmic ray hits per profile



Percentage of datation errors per profile



Percentage of star falling outside central band per profile



Percentage of saturation errors per profile

