

# GOMOS Level 2 Daily Report

## SUMMARY

### [1. General Info](#)

### [2. Summary of processed GOM\\_NL\\_2P products](#)

### [3. Level 2 Quality information per product](#)

#### [3.1 Plot of level 2 quality information per product \(time dependant\)](#)

#### [3.2 Plot of level 2 quality information per product \(world map\)](#)

### [4. Level 1 Quality information per product \(stored on level 2 products\)](#)

#### [4.1 Plot of level 1 quality information per product \(time dependant\)](#)

##### [4.1.1 Plot of level 1 quality information per product \(time dependant\): ASCENDING](#)

##### [4.1.2 Plot of level 1 quality information per product \(time dependant\): DESCENDING](#)

#### [4.2 Plot of level 1 quality information per product \(world map\)](#)

##### [4.2.1 Plot of level 1 quality information per product \(world map\): ASCENDING](#)

##### [4.2.2 Plot of level 1 quality information per product \(world map\): DESCENDING](#)

### [5. Ozone profiles based on quality statistics and other trace gas profiles](#)

#### [5.1 Ozone statistics based on quality of products](#)

#### [5.2 Plot ozone profiles for all STD \(dark without errors\)](#)

#### [5.3 Plot ozone profiles where STD < 20% \(dark without errors\)](#)

#### [5.4. Plot ozone profiles where STD < 10% \(dark without errors\)](#)

#### [5.5. Plot ozone profiles where STD < 5% \(dark without errors\)](#)

#### [5.6 Plot NO2 profiles for all STD \(dark without errors\)](#)

#### [5.7 Plot NO3 profiles for all STD \(dark without errors\)](#)

#### [5.8 Plot H2O profiles \(only for occultations of stars 1,2,3,4,13,14,16,26,63 dark without errors\) for all STD](#)

### [6. Auxiliary Data Files used for the production reported in section 2](#)

This report presents the daily analysis on parameters extracted from GOMOS level 2 data (GOM\_NL\_\_2P). It is intended to monitor some important parameters that will impact the quality of these products. A list of level 2 products (and content) that have arrived during the reporting day to the PCF is also given.

Item	Value
Time of report generation	26APR2013 14:07:37
Data source version	GOMOS/6.01
Start time of products	21-11-2009 (21NOV2009 00:00:00)
Stop time of products	22-11-2009 (22NOV2009 00:00:00)
Store outputs in DB	Yes
Nb of level 2 prods	282
Nb of prods with errors	0

## 2. Summary of processed GOM\_NL\_\_2P products.

Nr	Filename	UTC Start time	Limb	Duration	Star Id	Star Name	Star Mag	Star Temp	Nb Meas	Orbit	Prod. error
1	GOM_NL__2PRFIN20091121_000317_000000442084_00259_40393_1572.N1	21-NOV-2009 00:03:17	Twilight	44.000	100	4Gam Crv	2.5800	13100.	88	40393	No
2	GOM_NL__2PRFIN20091121_000450_000000462084_00259_40393_1573.N1	21-NOV-2009 00:04:50	Twilight	45.500	171	2Eps Crv	3.0010	4250.0	91	40393	No
3	GOM_NL__2PRFIN20091121_001413_000000422084_00259_40393_1574.N1	21-NOV-2009 00:14:13	Dark	42.000	113	Mu Vel	2.6920	5000.0	84	40393	No
4	GOM_NL__2PRFIN20091121_002104_000000462084_00260_40394_1564.N1	21-NOV-2009 00:21:04	Dark	45.500	41	Eps Car	1.8600	4100.0	91	40394	No
5	GOM_NL__2PRFIN20091121_002339_000000472084_00260_40394_1565.N1	21-NOV-2009 00:23:39	Dark	47.000	70	Zet Pup	2.2460	39000.	94	40394	No
6	GOM_NL__2PRFIN20091121_002634_000000572084_00260_40394_1566.N1	21-NOV-2009 00:26:34	Dark	57.000	2	Alp Car	-0.73600	7000.0	114	40394	No
7	GOM_NL__2PRFIN20091121_003313_000000532084_00260_40394_1567.N1	21-NOV-2009 00:33:13	Dark	52.500	108	Alp Col	2.6520	15200.	105	40394	No
8	GOM_NL__2PRFIN20091121_004155_000000482084_00260_40394_1568.N1	21-NOV-2009 00:41:55	Straylight	48.000	165	34Gam Eri	2.9500	3200.0	96	40394	No
9	GOM_NL__2PRFIN20091121_004722_000000522084_00260_40394_1569.N1	21-NOV-2009 00:47:22	Twilight	52.000	94	92Alp Cet	2.5260	3100.0	104	40394	No
10	GOM_NL__2PRFIN20091121_005354_000000422084_00260_40394_1570.N1	21-NOV-2009 00:53:54	Bright	42.000	146	25Eta Tau	2.8730	15200.	84	40394	No
11	GOM_NL__2PRFIN20091121_005626_000000422084_00260_40394_1571.N1	21-NOV-2009 00:56:26	Bright	41.500	150	44Zet Per	2.8900	28000.	83	40394	No
12	GOM_NL__2PRFIN20091121_005813_000000392084_00260_40394_1572.N1	21-NOV-2009 00:58:13	Bright	38.500	79	26Bet Per	2.3100	13100.	77	40394	No
13	GOM_NL__2PRFIN20091121_010047_000000402084_00260_40394_1573.N1	21-NOV-2009 01:00:47	Bright	40.000	175	39Del Per	3.0100	19400.	80	40394	No
14	GOM_NL__2PRFIN20091121_011853_000000452084_00260_40394_1574.N1	21-NOV-2009 01:18:53	Bright	44.500	36	50Alp UMa	1.8000	6300.0	89	40394	No
15	GOM_NL__2PRFIN20091121_012032_000000432084_00260_40394_1575.N1	21-NOV-2009 01:20:32	Bright	42.500	82	48Bet UMa	2.3650	10600.	85	40394	No
16	GOM_NL__2PRFIN20091121_012158_000000442084_00260_40394_1576.N1	21-NOV-2009 01:21:58	Bright	43.500	87	64Gam UMa	2.4330	11000.	87	40394	No
17	GOM_NL__2PRFIN20091121_012443_000000442084_00260_40394_1577.N1	21-NOV-2009 01:24:43	Bright	44.000	174	52Psi UMa	3.0040	4400.0	88	40394	No
18	GOM_NL__2PRFIN20091121_012646_000000552084_00260_40394_1578.N1	21-NOV-2009 01:26:46	Bright	55.000	152	12Alp2CVn	2.8900	11000.	110	40394	No
19	GOM_NL__2PRFIN20091121_013511_000000422084_00260_40394_1579.N1	21-NOV-2009 01:35:11	Bright	42.000	62	94Bet Leo	2.1360	9700.0	84	40394	No
20	GOM_NL__2PRFIN20091121_013840_000000552084_00260_40394_1580.N1	21-NOV-2009 01:38:40	Bright	54.500	121	29Gam Vir	2.7400	7200.0	109	40394	No
21	GOM_NL__2PRFIN20091121_014353_000000442084_00260_40394_1581.N1	21-NOV-2009 01:43:53	Twilight	43.500	100	4Gam Crv	2.5800	13100.	87	40394	No
22	GOM_NL__2PRFIN20091121_014526_000000462084_00260_40394_1582.N1	21-NOV-2009 01:45:26	Twilight	46.000	171	2Eps Crv	3.0010	4250.0	92	40394	No
23	GOM_NL__2PRFIN20091121_015449_000000442084_00260_40394_1583.N1	21-NOV-2009 01:54:49	Dark	43.500	113	Mu Vel	2.6920	5000.0	87	40394	No
24	GOM_NL__2PRFIN20091121_020141_000000502084_00261_40395_1594.N1	21-NOV-2009 02:01:41	Dark	50.000	41	Eps Car	1.8600	4100.0	100	40395	No
25	GOM_NL__2PRFIN20091121_020416_000000472084_00261_40395_1595.N1	21-NOV-2009 02:04:16	Dark	47.000	70	Zet Pup	2.2460	39000.	94	40395	No
26	GOM_NL__2PRFIN20091121_020711_000000542084_00261_40395_1596.N1	21-NOV-2009 02:07:11	Dark	54.000	2	Alp Car	-0.73600	7000.0	108	40395	No
27	GOM_NL__2PRFIN20091121_021350_000000502084_00261_40395_1597.N1	21-NOV-2009 02:13:50	Dark	50.000	108	Alp Col	2.6520	15200.	100	40395	No
28	GOM_NL__2PRFIN20091121_022230_000000492084_00261_40395_1598.N1	21-NOV-2009 02:22:30	Straylight	49.000	165	34Gam Eri	2.9500	3200.0	98	40395	No
29	GOM_NL__2PRFIN20091121_022758_000000472084_00261_40395_1599.N1	21-NOV-2009 02:27:58	Twilight	47.000	94	92Alp Cet	2.5260	3100.0	94	40395	No
30	GOM_NL__2PRFIN20091121_023429_000000432084_00261_40395_1600.N1	21-NOV-2009 02:34:29	Bright	43.000	146	25Eta Tau	2.8730	15200.	86	40395	No
31	GOM_NL__2PRFIN20091121_023702_000000432084_00261_40395_1601.N1	21-NOV-2009 02:37:02	Bright	43.000	150	44Zet Per	2.8900	28000.	86	40395	No
32	GOM_NL__2PRFIN20091121_023849_000000382084_00261_40395_1602.N1	21-NOV-2009 02:38:49	Bright	38.000	79	26Bet Per	2.3100	13100.	76	40395	No
33	GOM_NL__2PRFIN20091121_024122_000000392084_00261_40395_1603.N1	21-NOV-2009 02:41:22	Bright	38.500	175	39Del Per	3.0100	19400.	77	40395	No
34	GOM_NL__2PRFIN20091121_025929_000000462084_00261_40395_1604.N1	21-NOV-2009 02:59:29	Bright	46.000	36	50Alp UMa	1.8000	6300.0	92	40395	No
35	GOM_NL__2PRFIN20091121_030107_000000452084_00261_40395_1605.N1	21-NOV-2009 03:01:07	Bright	45.000	82	48Bet UMa	2.3650	10600.	90	40395	No
36	GOM_NL__2PRFIN20091121_030234_000000442084_00261_40395_1606.N1	21-NOV-2009 03:02:34	Bright	44.000	87	64Gam UMa	2.4330	11000.	88	40395	No
37	GOM_NL__2PRFIN20091121_030519_000000492084_00261_40395_1607.N1	21-NOV-2009 03:05:19	Bright	49.000	174	52Psi UMa	3.0040	4400.0	98	40395	No
38	GOM_NL__2PRFIN20091121_030722_000000352084_00261_40395_1608.N1	21-NOV-2009 03:07:22	Bright	35.000	152	12Alp2CVn	2.8900	11000.	70	40395	No
39	GOM_NL__2PRFIN20091121_031547_000000662084_00261_40395_1609.N1	21-NOV-2009 03:15:47	Bright	66.000	62	94Bet Leo	2.1360	9700.0	132	40395	No
40	GOM_NL__2PRFIN20091121_031916_000000372084_00261_40395_1610.N1	21-NOV-2009 03:19:16	Bright	36.500	121	29Gam Vir	2.7400	7200.0	73	40395	No
41	GOM_NL__2PRFIN20091121_032429_000000452084_00261_40395_1611.N1	21-NOV-2009 03:24:29	Twilight	45.000	100	4Gam Crv	2.5800	13100.	90	40395	No
42	GOM_NL__2PRFIN20091121_032602_000000442084_00261_40395_1612.N1	21-NOV-2009 03:26:02	Twilight	44.000	171	2Eps Crv	3.0010	4250.0	88	40395	No

43	GOM_NL__2PRFIN20091121_033526_000000432084_00261_40395_1613.N1	21-NOV-2009 03:35:26	Dark	42.500	113	Mu Vel	2.6920	5000.0	85	40395	No
44	GOM_NL__2PRFIN20091121_034218_000000322084_00262_40396_1602.N1	21-NOV-2009 03:42:18	Dark	31.500	41	Eps Car	1.8600	4100.0	63	40396	No
45	GOM_NL__2PRFIN20091121_034453_000000472084_00262_40396_1603.N1	21-NOV-2009 03:44:53	Dark	47.000	70	Zet Pup	2.2460	39000.	94	40396	No
46	GOM_NL__2PRFIN20091121_034747_000000522084_00262_40396_1604.N1	21-NOV-2009 03:47:47	Dark	52.000	2	Alp Car	-0.73600	7000.0	104	40396	No
47	GOM_NL__2PRFIN20091121_035426_000000502084_00262_40396_1605.N1	21-NOV-2009 03:54:26	Dark	50.000	108	Alp Col	2.6520	15200.	100	40396	No
48	GOM_NL__2PRFIN20091121_040306_000000492084_00262_40396_1606.N1	21-NOV-2009 04:03:06	Straylight	48.500	165	34Gam Eri	2.9500	3200.0	97	40396	No
49	GOM_NL__2PRFIN20091121_040834_000000462084_00262_40396_1607.N1	21-NOV-2009 04:08:34	Twl_and_stray	45.500	94	92Alp Cet	2.5260	3100.0	91	40396	No
50	GOM_NL__2PRFIN20091121_041505_000000432084_00262_40396_1608.N1	21-NOV-2009 04:15:05	Bright	43.000	146	25Eta Tau	2.8730	15200.	86	40396	No
51	GOM_NL__2PRFIN20091121_041737_000000412084_00262_40396_1609.N1	21-NOV-2009 04:17:37	Bright	41.000	150	44Zet Per	2.8900	28000.	82	40396	No
52	GOM_NL__2PRFIN20091121_041924_000000402084_00262_40396_1610.N1	21-NOV-2009 04:19:24	Bright	39.500	79	26Bet Per	2.3100	13100.	79	40396	No
53	GOM_NL__2PRFIN20091121_042158_000000392084_00262_40396_1611.N1	21-NOV-2009 04:21:58	Bright	38.500	175	39Del Per	3.0100	19400.	77	40396	No
54	GOM_NL__2PRFIN20091121_044005_000000452084_00262_40396_1612.N1	21-NOV-2009 04:40:05	Bright	44.500	36	50Alp UMa	1.8000	6300.0	89	40396	No
55	GOM_NL__2PRFIN20091121_044143_000000432084_00262_40396_1613.N1	21-NOV-2009 04:41:43	Bright	42.500	82	48Bet UMa	2.3650	10600.	85	40396	No
56	GOM_NL__2PRFIN20091121_044310_000000592084_00262_40396_1614.N1	21-NOV-2009 04:43:10	Bright	59.000	87	64Gam UMa	2.4330	11000.	118	40396	No
57	GOM_NL__2PRFIN20091121_044555_000000482084_00262_40396_1615.N1	21-NOV-2009 04:45:55	Bright	48.000	174	52Psi UMa	3.0040	4400.0	96	40396	No
58	GOM_NL__2PRFIN20091121_044758_000000552084_00262_40396_1616.N1	21-NOV-2009 04:47:58	Bright	55.000	152	12Alp2CVn	2.8900	11000.	110	40396	No
59	GOM_NL__2PRFIN20091121_045624_000000662084_00262_40396_1617.N1	21-NOV-2009 04:56:24	Bright	66.000	62	94Bet Leo	2.1360	9700.0	132	40396	No
60	GOM_NL__2PRFIN20091121_045953_000000562084_00262_40396_1618.N1	21-NOV-2009 04:59:53	Bright	56.000	121	29Gam Vir	2.7400	7200.0	112	40396	No
61	GOM_NL__2PRFIN20091121_050506_000000472084_00262_40396_1619.N1	21-NOV-2009 05:05:06	Twl_and_stray	46.500	100	4Gam Crv	2.5800	13100.	93	40396	No
62	GOM_NL__2PRFIN20091121_050639_000000472084_00262_40396_1620.N1	21-NOV-2009 05:06:39	Twilight	47.000	171	2Eps Crv	3.0010	4250.0	94	40396	No
63	GOM_NL__2PRFIN20091121_051603_000000452084_00262_40396_1621.N1	21-NOV-2009 05:16:03	Dark	45.000	113	Mu Vel	2.6920	5000.0	90	40396	No
64	GOM_NL__2PRFIN20091121_052254_000000542084_00263_40397_1622.N1	21-NOV-2009 05:22:54	Dark	54.000	41	Eps Car	1.8600	4100.0	108	40397	No
65	GOM_NL__2PRFIN20091121_052530_000000472084_00263_40397_1623.N1	21-NOV-2009 05:25:30	Dark	47.000	70	Zet Pup	2.2460	39000.	94	40397	No
66	GOM_NL__2PRFIN20091121_052824_000000582084_00263_40397_1624.N1	21-NOV-2009 05:28:24	Dark	57.500	2	Alp Car	-0.73600	7000.0	115	40397	No
67	GOM_NL__2PRFIN20091121_053503_000000502084_00263_40397_1625.N1	21-NOV-2009 05:35:03	Dark	50.000	108	Alp Col	2.6520	15200.	100	40397	No
68	GOM_NL__2PRFIN20091121_054343_000000482084_00263_40397_1626.N1	21-NOV-2009 05:43:43	Straylight	48.000	165	34Gam Eri	2.9500	3200.0	96	40397	No
69	GOM_NL__2PRFIN20091121_054910_000000462084_00263_40397_1627.N1	21-NOV-2009 05:49:10	Twl_and_stray	45.500	94	92Alp Cet	2.5260	3100.0	91	40397	No
70	GOM_NL__2PRFIN20091121_055541_000000422084_00263_40397_1628.N1	21-NOV-2009 05:55:41	Bright	42.000	146	25Eta Tau	2.8730	15200.	84	40397	No
71	GOM_NL__2PRFIN20091121_055813_000000412084_00263_40397_1629.N1	21-NOV-2009 05:58:13	Bright	41.000	150	44Zet Per	2.8900	28000.	82	40397	No
72	GOM_NL__2PRFIN20091121_060000_000000392084_00263_40397_1630.N1	21-NOV-2009 06:00:00	Bright	39.000	79	26Bet Per	2.3100	13100.	78	40397	No
73	GOM_NL__2PRFIN20091121_060234_000000382084_00263_40397_1631.N1	21-NOV-2009 06:02:34	Bright	37.500	175	39Del Per	3.0100	19400.	75	40397	No
74	GOM_NL__2PRFIN20091121_062040_000000392084_00263_40397_1632.N1	21-NOV-2009 06:20:40	Bright	39.000	36	50Alp UMa	1.8000	6300.0	78	40397	No
75	GOM_NL__2PRFIN20091121_062219_000000422084_00263_40397_1633.N1	21-NOV-2009 06:22:19	Bright	42.000	82	48Bet UMa	2.3650	10600.	84	40397	No
76	GOM_NL__2PRFIN20091121_062346_000000412084_00263_40397_1634.N1	21-NOV-2009 06:23:46	Bright	41.000	87	64Gam UMa	2.4330	11000.	82	40397	No
77	GOM_NL__2PRFIN20091121_062631_000000452084_00263_40397_1635.N1	21-NOV-2009 06:26:31	Bright	44.500	174	52Psi UMa	3.0040	4400.0	89	40397	No
78	GOM_NL__2PRFIN20091121_062834_000000552084_00263_40397_1636.N1	21-NOV-2009 06:28:34	Bright	55.000	152	12Alp2CVn	2.8900	11000.	110	40397	No
79	GOM_NL__2PRFIN20091121_063700_000000472084_00263_40397_1637.N1	21-NOV-2009 06:37:00	Bright	46.500	62	94Bet Leo	2.1360	9700.0	93	40397	No
80	GOM_NL__2PRFIN20091121_064029_000000392084_00263_40397_1638.N1	21-NOV-2009 06:40:29	Bright	39.000	121	29Gam Vir	2.7400	7200.0	78	40397	No
81	GOM_NL__2PRFIN20091121_064543_000000452084_00263_40397_1639.N1	21-NOV-2009 06:45:43	Twl_and_stray	45.000	100	4Gam Crv	2.5800	13100.	90	40397	No
82	GOM_NL__2PRFIN20091121_064715_000000472084_00263_40397_1640.N1	21-NOV-2009 06:47:15	Twilight	46.500	171	2Eps Crv	3.0010	4250.0	93	40397	No
83	GOM_NL__2PRFIN20091121_065639_000000412084_00263_40397_1641.N1	21-NOV-2009 06:56:39	Dark	40.500	113	Mu Vel	2.6920	5000.0	81	40397	No
84	GOM_NL__2PRFIN20091121_070330_000000422084_00264_40398_1637.N1	21-NOV-2009 07:03:30	Dark	42.000	41	Eps Car	1.8600	4100.0	84	40398	No
85	GOM_NL__2PRFIN20091121_070607_000000472084_00264_40398_1638.N1	21-NOV-2009 07:06:07	Dark	47.000	70	Zet Pup	2.2460	39000.	94	40398	No
86	GOM_NL__2PRFIN20091121_070901_000000462084_00264_40398_1639.N1	21-NOV-2009 07:09:01	Dark	45.500	2	Alp Car	-0.73600	7000.0	91	40398	No
87	GOM_NL__2PRFIN20091121_071539_000000532084_00264_40398_1640.N1	21-NOV-2009 07:15:39	Dark	53.000	108	Alp Col	2.6520	15200.	106	40398	No
88	GOM_NL__2PRFIN20091121_072418_000000492084_00264_40398_1641.N1	21-NOV-2009 07:24:18	Straylight	48.500	165	34Gam Eri	2.9500	3200.0	97	40398	No
89	GOM_NL__2PRFIN20091121_072946_000000452084_00264_40398_1642.N1	21-NOV-2009 07:29:46	Twl_and_stray	44.500	94	92Alp Cet	2.5260	3100.0	89	40398	No
90	GOM_NL__2PRFIN20091121_073616_000000412084_00264_40398_1643.N1	21-NOV-2009 07:36:16	Bright	41.000	146	25Eta Tau	2.8730	15200.	82	40398	No
91	GOM_NL__2PRFIN20091121_073849_000000432084_00264_40398_1644.N1	21-NOV-2009 07:38:49	Bright	43.000	150	44Zet Per	2.8900	28000.	86	40398	No
92	GOM_NL__2PRFIN20091121_074036_000000402084_00264_40398_1645.N1	21-NOV-2009 07:40:36	Bright	39.500	79	26Bet Per	2.3100	13100.	79	40398	No
93	GOM_NL__2PRFIN20091121_074309_000000402084_00264_40398_1646.N1	21-NOV-2009 07:43:09	Bright	40.000	175	39Del Per	3.0100	19400.	80	40398	No
94	GOM_NL__2PRFIN20091121_080116_000000452084_00264_40398_1647.N1	21-NOV-2009 08:01:16	Bright	45.000	36	50Alp UMa	1.8000	6300.0	90	40398	No
95	GOM_NL__2PRFIN20091121_080254_000000462084_00264_40398_1648.N1	21-NOV-2009 08:02:54	Bright	46.000	82	48Bet UMa	2.3650	10600.	92	40398	No
96	GOM_NL__2PRFIN20091121_080421_000000422084_00264_40398_1649.N1	21-NOV-2009 08:04:21	Bright	42.000	87	64Gam UMa	2.4330	11000.	84	40398	No
97	GOM_NL__2PRFIN20091121_080707_000000442084_00264_40398_1650.N1	21-NOV-2009 08:07:07	Bright	43.500	174	52Psi UMa	3.0040	4400.0	87	40398	No
98	GOM_NL__2PRFIN20091121_080910_000000352084_00264_40398_1651.N1	21-NOV-2009 08:09:10	Bright	35.000	152	12Alp2CVn	2.8900	11000.	70	40398	No
99	GOM_NL__2PRFIN20091121_081737_000000472084_00264_40398_1652.N1	21-NOV-2009 08:17:37	Bright	47.000	62	94Bet Leo	2.1360	9700.0	94	40398	No
100	GOM_NL__2PRFIN20091121_082105_000000382084_00264_40398_1653.N1	21-NOV-2009 08:21:05	Bright	38.000	121	29Gam Vir	2.7400	7200.0	76	40398	No
101	GOM_NL__2PRFIN20091121_082619_000000442084_00264_40398_1654.N1	21-NOV-2009 08:26:19	Twl_and_stray	43.500	100	4Gam Crv	2.5800	13100.	87	40398	No

102	GOM_NL__2PRFIN20091121_082752_000000452084_00264_40398_1655.N1	21-NOV-2009 08:27:52	Twilight	45.000	171	2Eps Crv	3.0010	4250.0	90	40398	No
103	GOM_NL__2PRFIN20091121_083716_000000432084_00264_40398_1656.N1	21-NOV-2009 08:37:16	Dark	43.000	113	Mu Vel	2.6920	5000.0	86	40398	No
104	GOM_NL__2PRFIN20091121_084407_000000402084_00265_40399_1646.N1	21-NOV-2009 08:44:07	Dark	40.000	41	Eps Car	1.8600	4100.0	80	40399	No
105	GOM_NL__2PRFIN20091121_084644_000000472084_00265_40399_1647.N1	21-NOV-2009 08:46:44	Dark	47.000	70	Zet Pup	2.2460	39000.	94	40399	No
106	GOM_NL__2PRFIN20091121_084937_000000512084_00265_40399_1648.N1	21-NOV-2009 08:49:37	Dark	50.500	2	Alp Car	-0.73600	7000.0	101	40399	No
107	GOM_NL__2PRFIN20091121_085616_000000502084_00265_40399_1649.N1	21-NOV-2009 08:56:16	Dark	49.500	108	Alp Col	2.6520	15200.	99	40399	No
108	GOM_NL__2PRFIN20091121_090455_000000482084_00265_40399_1650.N1	21-NOV-2009 09:04:55	Straylight	47.500	165	34Gam Eri	2.9500	3200.0	95	40399	No
109	GOM_NL__2PRFIN20091121_091022_000000462084_00265_40399_1651.N1	21-NOV-2009 09:10:22	Tw_i_and_stray	45.500	94	92Alp Cet	2.5260	3100.0	91	40399	No
110	GOM_NL__2PRFIN20091121_091652_000000412084_00265_40399_1652.N1	21-NOV-2009 09:16:52	Bright	41.000	146	25Eta Tau	2.8730	15200.	82	40399	No
111	GOM_NL__2PRFIN20091121_091924_000000412084_00265_40399_1653.N1	21-NOV-2009 09:19:24	Bright	41.000	150	44Zet Per	2.8900	28000.	82	40399	No
112	GOM_NL__2PRFIN20091121_092112_000000382084_00265_40399_1654.N1	21-NOV-2009 09:21:12	Bright	38.000	79	26Bet Per	2.3100	13100.	76	40399	No
113	GOM_NL__2PRFIN20091121_092345_000000402084_00265_40399_1655.N1	21-NOV-2009 09:23:45	Bright	40.000	175	39Del Per	3.0100	19400.	80	40399	No
114	GOM_NL__2PRFIN20091121_094152_000000432084_00265_40399_1656.N1	21-NOV-2009 09:41:52	Bright	43.000	36	50Alp UMa	1.8000	6300.0	86	40399	No
115	GOM_NL__2PRFIN20091121_094330_000000422084_00265_40399_1657.N1	21-NOV-2009 09:43:30	Bright	42.000	82	48Bet UMa	2.3650	10600.	84	40399	No
116	GOM_NL__2PRFIN20091121_094457_000000392084_00265_40399_1658.N1	21-NOV-2009 09:44:57	Bright	39.000	87	64Gam UMa	2.4330	11000.	78	40399	No
117	GOM_NL__2PRFIN20091121_094743_000000562084_00265_40399_1659.N1	21-NOV-2009 09:47:43	Bright	55.500	174	52Psi UMa	3.0040	4400.0	111	40399	No
118	GOM_NL__2PRFIN20091121_094946_000000362084_00265_40399_1660.N1	21-NOV-2009 09:49:46	Bright	36.000	152	12Alp2CVn	2.8900	11000.	72	40399	No
119	GOM_NL__2PRFIN20091121_095813_000000482084_00265_40399_1661.N1	21-NOV-2009 09:58:13	Bright	47.500	62	94Bet Leo	2.1360	9700.0	95	40399	No
120	GOM_NL__2PRFIN20091121_100141_000000392084_00265_40399_1662.N1	21-NOV-2009 10:01:41	Bright	39.000	121	29Gam Vir	2.7400	7200.0	78	40399	No
121	GOM_NL__2PRFIN20091121_100656_000000422084_00265_40399_1663.N1	21-NOV-2009 10:06:56	Tw_i_and_stray	41.500	100	4Gam Crv	2.5800	13100.	83	40399	No
122	GOM_NL__2PRFIN20091121_100829_000000462084_00265_40399_1664.N1	21-NOV-2009 10:08:29	Twilight	46.000	171	2Eps Crv	3.0010	4250.0	92	40399	No
123	GOM_NL__2PRFIN20091121_101752_000000422084_00265_40399_1665.N1	21-NOV-2009 10:17:52	Dark	42.000	113	Mu Vel	2.6920	5000.0	84	40399	No
124	GOM_NL__2PRFIN20091121_102444_000000442084_00266_40400_1664.N1	21-NOV-2009 10:24:44	Dark	44.000	41	Eps Car	1.8600	4100.0	88	40400	No
125	GOM_NL__2PRFIN20091121_102721_000000462084_00266_40400_1665.N1	21-NOV-2009 10:27:21	Dark	46.000	70	Zet Pup	2.2460	39000.	92	40400	No
126	GOM_NL__2PRFIN20091121_103014_000000502084_00266_40400_1666.N1	21-NOV-2009 10:30:14	Dark	49.500	2	Alp Car	-0.73600	7000.0	99	40400	No
127	GOM_NL__2PRFIN20091121_103652_000000492084_00266_40400_1667.N1	21-NOV-2009 10:36:52	Dark	49.000	108	Alp Col	2.6520	15200.	98	40400	No
128	GOM_NL__2PRFIN20091121_104530_000000502084_00266_40400_1668.N1	21-NOV-2009 10:45:30	Straylight	49.500	165	34Gam Eri	2.9500	3200.0	99	40400	No
129	GOM_NL__2PRFIN20091121_105058_000000472084_00266_40400_1669.N1	21-NOV-2009 10:50:58	Tw_i_and_stray	47.000	94	92Alp Cet	2.5260	3100.0	94	40400	No
130	GOM_NL__2PRFIN20091121_105727_000000422084_00266_40400_1670.N1	21-NOV-2009 10:57:27	Bright	42.000	146	25Eta Tau	2.8730	15200.	84	40400	No
131	GOM_NL__2PRFIN20091121_110000_000000432084_00266_40400_1671.N1	21-NOV-2009 11:00:00	Bright	43.000	150	44Zet Per	2.8900	28000.	86	40400	No
132	GOM_NL__2PRFIN20091121_110147_000000382084_00266_40400_1672.N1	21-NOV-2009 11:01:47	Bright	38.000	79	26Bet Per	2.3100	13100.	76	40400	No
133	GOM_NL__2PRFIN20091121_110420_000000392084_00266_40400_1673.N1	21-NOV-2009 11:04:20	Bright	39.000	175	39Del Per	3.0100	19400.	78	40400	No
134	GOM_NL__2PRFIN20091121_112227_000000402084_00266_40400_1674.N1	21-NOV-2009 11:22:27	Bright	40.000	36	50Alp UMa	1.8000	6300.0	80	40400	No
135	GOM_NL__2PRFIN20091121_112406_000000472084_00266_40400_1675.N1	21-NOV-2009 11:24:06	Bright	46.500	82	48Bet UMa	2.3650	10600.	93	40400	No
136	GOM_NL__2PRFIN20091121_112533_000000412084_00266_40400_1676.N1	21-NOV-2009 11:25:33	Bright	40.500	87	64Gam UMa	2.4330	11000.	81	40400	No
137	GOM_NL__2PRFIN20091121_112818_000000472084_00266_40400_1677.N1	21-NOV-2009 11:28:18	Bright	47.000	174	52Psi UMa	3.0040	4400.0	94	40400	No
138	GOM_NL__2PRFIN20091121_113022_000000352084_00266_40400_1678.N1	21-NOV-2009 11:30:22	Bright	34.500	152	12Alp2CVn	2.8900	11000.	69	40400	No
139	GOM_NL__2PRFIN20091121_113849_000000482084_00266_40400_1679.N1	21-NOV-2009 11:38:49	Bright	48.000	62	94Bet Leo	2.1360	9700.0	96	40400	No
140	GOM_NL__2PRFIN20091121_114218_000000402084_00266_40400_1680.N1	21-NOV-2009 11:42:18	Bright	39.500	121	29Gam Vir	2.7400	7200.0	79	40400	No
141	GOM_NL__2PRFIN20091121_114732_000000432084_00266_40400_1681.N1	21-NOV-2009 11:47:32	Tw_i_and_stray	43.000	100	4Gam Crv	2.5800	13100.	86	40400	No
142	GOM_NL__2PRFIN20091121_114905_000000462084_00266_40400_1682.N1	21-NOV-2009 11:49:05	Twilight	46.000	171	2Eps Crv	3.0010	4250.0	92	40400	No
143	GOM_NL__2PRFIN20091121_120520_000000442084_00267_40401_1669.N1	21-NOV-2009 12:05:20	Dark	43.500	41	Eps Car	1.8600	4100.0	87	40401	No
144	GOM_NL__2PRFIN20091121_120759_000000462084_00267_40401_1670.N1	21-NOV-2009 12:07:59	Dark	46.000	70	Zet Pup	2.2460	39000.	92	40401	No
145	GOM_NL__2PRFIN20091121_121050_000000602084_00267_40401_1671.N1	21-NOV-2009 12:10:50	Dark	60.000	2	Alp Car	-0.73600	7000.0	120	40401	No
146	GOM_NL__2PRFIN20091121_121728_000000532084_00267_40401_1672.N1	21-NOV-2009 12:17:28	Dark	53.000	108	Alp Col	2.6520	15200.	106	40401	No
147	GOM_NL__2PRFIN20091121_122606_000000492084_00267_40401_1673.N1	21-NOV-2009 12:26:06	Straylight	48.500	165	34Gam Eri	2.9500	3200.0	97	40401	No
148	GOM_NL__2PRFIN20091121_123134_000000462084_00267_40401_1674.N1	21-NOV-2009 12:31:34	Tw_i_and_stray	46.000	94	92Alp Cet	2.5260	3100.0	92	40401	No
149	GOM_NL__2PRFIN20091121_123803_000000432084_00267_40401_1675.N1	21-NOV-2009 12:38:03	Bright	42.500	146	25Eta Tau	2.8730	15200.	85	40401	No
150	GOM_NL__2PRFIN20091121_124035_000000422084_00267_40401_1676.N1	21-NOV-2009 12:40:35	Bright	42.000	150	44Zet Per	2.8900	28000.	84	40401	No
151	GOM_NL__2PRFIN20091121_124223_000000392084_00267_40401_1677.N1	21-NOV-2009 12:42:23	Bright	39.000	79	26Bet Per	2.3100	13100.	78	40401	No
152	GOM_NL__2PRFIN20091121_124456_000000392084_00267_40401_1678.N1	21-NOV-2009 12:44:56	Bright	38.500	175	39Del Per	3.0100	19400.	77	40401	No
153	GOM_NL__2PRFIN20091121_130303_000000432084_00267_40401_1679.N1	21-NOV-2009 13:03:03	Bright	42.500	36	50Alp UMa	1.8000	6300.0	85	40401	No
154	GOM_NL__2PRFIN20091121_130441_000000432084_00267_40401_1680.N1	21-NOV-2009 13:04:41	Bright	43.000	82	48Bet UMa	2.3650	10600.	86	40401	No
155	GOM_NL__2PRFIN20091121_130609_000000392084_00267_40401_1681.N1	21-NOV-2009 13:06:09	Bright	39.000	87	64Gam UMa	2.4330	11000.	78	40401	No
156	GOM_NL__2PRFIN20091121_130854_000000442084_00267_40401_1682.N1	21-NOV-2009 13:08:54	Bright	43.500	174	52Psi UMa	3.0040	4400.0	87	40401	No
157	GOM_NL__2PRFIN20091121_131058_000000552084_00267_40401_1683.N1	21-NOV-2009 13:10:58	Bright	55.000	152	12Alp2CVn	2.8900	11000.	110	40401	No
158	GOM_NL__2PRFIN20091121_131926_000000442084_00267_40401_1684.N1	21-NOV-2009 13:19:26	Bright	43.500	62	94Bet Leo	2.1360	9700.0	87	40401	No
159	GOM_NL__2PRFIN20091121_132254_000000562084_00267_40401_1685.N1	21-NOV-2009 13:22:54	Bright	56.000	121	29Gam Vir	2.7400	7200.0	112	40401	No
160	GOM_NL__2PRFIN20091121_132809_000000462084_00267_40401_1686.N1	21-NOV-2009 13:28:09	Tw_i_and_stray	46.000	100	4Gam Crv	2.5800	13100.	92	40401	No

161	GOM_NL__2PRFIN20091121_132941_000000452084_00267_40401_1687.N1	21-NOV-2009 13:29:41	Twilight	45.000	171	2Eps Crv	3.0010	4250.0	90	40401	No
162	GOM_NL__2PRFIN20091121_134557_000000452084_00268_40402_1683.N1	21-NOV-2009 13:45:57	Dark	45.000	41	Eps Car	1.8600	4100.0	90	40402	No
163	GOM_NL__2PRFIN20091121_134836_000000462084_00268_40402_1684.N1	21-NOV-2009 13:48:36	Dark	46.000	70	Zet Pup	2.2460	39000.	92	40402	No
164	GOM_NL__2PRFIN20091121_135127_000000592084_00268_40402_1685.N1	21-NOV-2009 13:51:27	Dark	59.000	2	Alp Car	-0.73600	7000.0	118	40402	No
165	GOM_NL__2PRFIN20091121_135805_000000512084_00268_40402_1686.N1	21-NOV-2009 13:58:05	Dark	51.000	108	Alp Col	2.6520	15200.	102	40402	No
166	GOM_NL__2PRFIN20091121_140642_000000482084_00268_40402_1687.N1	21-NOV-2009 14:06:42	Straylight	48.000	165	34Gam Eri	2.9500	3200.0	96	40402	No
167	GOM_NL__2PRFIN20091121_141209_000000472084_00268_40402_1688.N1	21-NOV-2009 14:12:09	Twl_and_stray	47.000	94	92Alp Cet	2.5260	3100.0	94	40402	No
168	GOM_NL__2PRFIN20091121_141838_000000422084_00268_40402_1689.N1	21-NOV-2009 14:18:38	Bright	41.500	146	25Eta Tau	2.8730	15200.	83	40402	No
169	GOM_NL__2PRFIN20091121_142111_000000412084_00268_40402_1690.N1	21-NOV-2009 14:21:11	Bright	41.000	150	44Zet Per	2.8900	28000.	82	40402	No
170	GOM_NL__2PRFIN20091121_142259_000000382084_00268_40402_1691.N1	21-NOV-2009 14:22:59	Bright	37.500	79	26Bet Per	2.3100	13100.	75	40402	No
171	GOM_NL__2PRFIN20091121_142531_000000392084_00268_40402_1692.N1	21-NOV-2009 14:25:31	Bright	38.500	175	39Del Per	3.0100	19400.	77	40402	No
172	GOM_NL__2PRFIN20091121_144339_000000442084_00268_40402_1693.N1	21-NOV-2009 14:43:39	Bright	44.000	36	50Alp UMa	1.8000	6300.0	88	40402	No
173	GOM_NL__2PRFIN20091121_144517_000000432084_00268_40402_1694.N1	21-NOV-2009 14:45:17	Bright	43.000	82	48Bet UMa	2.3650	10600.	86	40402	No
174	GOM_NL__2PRFIN20091121_144645_000000392084_00268_40402_1695.N1	21-NOV-2009 14:46:45	Bright	38.500	87	64Gam UMa	2.4330	11000.	77	40402	No
175	GOM_NL__2PRFIN20091121_144930_000000502084_00268_40402_1696.N1	21-NOV-2009 14:49:30	Bright	49.500	174	52Psi UMa	3.0040	4400.0	99	40402	No
176	GOM_NL__2PRFIN20091121_145134_000000552084_00268_40402_1697.N1	21-NOV-2009 14:51:34	Bright	55.000	152	12Alp2CVn	2.8900	11000.	110	40402	No
177	GOM_NL__2PRFIN20091121_150002_000000492084_00268_40402_1698.N1	21-NOV-2009 15:00:02	Bright	49.000	62	94Bet Leo	2.1360	9700.0	98	40402	No
178	GOM_NL__2PRFIN20091121_150331_000000562084_00268_40402_1699.N1	21-NOV-2009 15:03:31	Bright	56.000	121	29Gam Vir	2.7400	7200.0	112	40402	No
179	GOM_NL__2PRFIN20091121_150846_000000422084_00268_40402_1700.N1	21-NOV-2009 15:08:46	Twl_and_stray	42.000	100	4Gam Crv	2.5800	13100.	84	40402	No
180	GOM_NL__2PRFIN20091121_151018_000000482084_00268_40402_1701.N1	21-NOV-2009 15:10:18	Twilight	47.500	171	2Eps Crv	3.0010	4250.0	95	40402	No
181	GOM_NL__2PRFIN20091121_151942_000000522084_00268_40402_1702.N1	21-NOV-2009 15:19:42	Dark	52.000	113	Mu Vel	2.6920	5000.0	104	40402	No
182	GOM_NL__2PRFIN20091121_152633_000000442084_00269_40403_1695.N1	21-NOV-2009 15:26:33	Dark	43.500	41	Eps Car	1.8600	4100.0	87	40403	No
183	GOM_NL__2PRFIN20091121_152913_000000462084_00269_40403_1696.N1	21-NOV-2009 15:29:13	Dark	46.000	70	Zet Pup	2.2460	39000.	92	40403	No
184	GOM_NL__2PRFIN20091121_153203_000000562084_00269_40403_1697.N1	21-NOV-2009 15:32:03	Dark	56.000	2	Alp Car	-0.73600	7000.0	112	40403	No
185	GOM_NL__2PRFIN20091121_153841_000000522084_00269_40403_1698.N1	21-NOV-2009 15:38:41	Dark	51.500	108	Alp Col	2.6520	15200.	103	40403	No
186	GOM_NL__2PRFIN20091121_154718_000000472084_00269_40403_1699.N1	21-NOV-2009 15:47:18	Straylight	46.500	165	34Gam Eri	2.9500	3200.0	93	40403	No
187	GOM_NL__2PRFIN20091121_155245_000000462084_00269_40403_1700.N1	21-NOV-2009 15:52:45	Twl_and_stray	45.500	94	92Alp Cet	2.5260	3100.0	91	40403	No
188	GOM_NL__2PRFIN20091121_155914_000000422084_00269_40403_1701.N1	21-NOV-2009 15:59:14	Bright	42.000	146	25Eta Tau	2.8730	15200.	84	40403	No
189	GOM_NL__2PRFIN20091121_160146_000000412084_00269_40403_1702.N1	21-NOV-2009 16:01:46	Bright	41.000	150	44Zet Per	2.8900	28000.	82	40403	No
190	GOM_NL__2PRFIN20091121_160334_000000382084_00269_40403_1703.N1	21-NOV-2009 16:03:34	Bright	38.000	79	26Bet Per	2.3100	13100.	76	40403	No
191	GOM_NL__2PRFIN20091121_160607_000000382084_00269_40403_1704.N1	21-NOV-2009 16:06:07	Bright	38.000	175	39Del Per	3.0100	19400.	76	40403	No
192	GOM_NL__2PRFIN20091121_162414_000000602084_00269_40403_1705.N1	21-NOV-2009 16:24:14	Bright	60.000	36	50Alp UMa	1.8000	6300.0	120	40403	No
193	GOM_NL__2PRFIN20091121_162552_000000412084_00269_40403_1706.N1	21-NOV-2009 16:25:52	Bright	41.000	82	48Bet UMa	2.3650	10600.	82	40403	No
194	GOM_NL__2PRFIN20091121_162721_000000592084_00269_40403_1707.N1	21-NOV-2009 16:27:21	Bright	59.000	87	64Gam UMa	2.4330	11000.	118	40403	No
195	GOM_NL__2PRFIN20091121_163006_000000582084_00269_40403_1708.N1	21-NOV-2009 16:30:06	Bright	57.500	174	52Psi UMa	3.0040	4400.0	115	40403	No
196	GOM_NL__2PRFIN20091121_163210_000000552084_00269_40403_1709.N1	21-NOV-2009 16:32:10	Bright	55.000	152	12Alp2CVn	2.8900	11000.	110	40403	No
197	GOM_NL__2PRFIN20091121_164039_000000662084_00269_40403_1710.N1	21-NOV-2009 16:40:39	Bright	66.000	62	94Bet Leo	2.1360	9700.0	132	40403	No
198	GOM_NL__2PRFIN20091121_164407_000000382084_00269_40403_1711.N1	21-NOV-2009 16:44:07	Bright	37.500	121	29Gam Vir	2.7400	7200.0	75	40403	No
199	GOM_NL__2PRFIN20091121_164922_000000432084_00269_40403_1712.N1	21-NOV-2009 16:49:22	Twl_and_stray	43.000	100	4Gam Crv	2.5800	13100.	86	40403	No
200	GOM_NL__2PRFIN20091121_165055_000000442084_00269_40403_1713.N1	21-NOV-2009 16:50:55	Twilight	44.000	171	2Eps Crv	3.0010	4250.0	88	40403	No
201	GOM_NL__2PRFIN20091121_170019_000000512084_00269_40403_1714.N1	21-NOV-2009 17:00:19	Dark	51.000	113	Mu Vel	2.6920	5000.0	102	40403	No
202	GOM_NL__2PRFIN20091121_170710_000000472084_00270_40404_1704.N1	21-NOV-2009 17:07:10	Dark	46.500	41	Eps Car	1.8600	4100.0	93	40404	No
203	GOM_NL__2PRFIN20091121_170950_000000462084_00270_40404_1705.N1	21-NOV-2009 17:09:50	Dark	46.000	70	Zet Pup	2.2460	39000.	92	40404	No
204	GOM_NL__2PRFIN20091121_171240_000000582084_00270_40404_1706.N1	21-NOV-2009 17:12:40	Dark	58.000	2	Alp Car	-0.73600	7000.0	116	40404	No
205	GOM_NL__2PRFIN20091121_171918_000000512084_00270_40404_1707.N1	21-NOV-2009 17:19:18	Dark	51.000	108	Alp Col	2.6520	15200.	102	40404	No
206	GOM_NL__2PRFIN20091121_172754_000000492084_00270_40404_1708.N1	21-NOV-2009 17:27:54	Straylight	49.000	165	34Gam Eri	2.9500	3200.0	98	40404	No
207	GOM_NL__2PRFIN20091121_173321_000000462084_00270_40404_1709.N1	21-NOV-2009 17:33:21	Twl_and_stray	45.500	94	92Alp Cet	2.5260	3100.0	91	40404	No
208	GOM_NL__2PRFIN20091121_173949_000000422084_00270_40404_1710.N1	21-NOV-2009 17:39:49	Bright	42.000	146	25Eta Tau	2.8730	15200.	84	40404	No
209	GOM_NL__2PRFIN20091121_174221_000000432084_00270_40404_1711.N1	21-NOV-2009 17:42:21	Bright	42.500	150	44Zet Per	2.8900	28000.	85	40404	No
210	GOM_NL__2PRFIN20091121_174410_000000392084_00270_40404_1712.N1	21-NOV-2009 17:44:10	Bright	38.500	79	26Bet Per	2.3100	13100.	77	40404	No
211	GOM_NL__2PRFIN20091121_174643_000000392084_00270_40404_1713.N1	21-NOV-2009 17:46:43	Bright	39.000	175	39Del Per	3.0100	19400.	78	40404	No
212	GOM_NL__2PRFIN20091121_180450_000000482084_00270_40404_1714.N1	21-NOV-2009 18:04:50	Bright	47.500	36	50Alp UMa	1.8000	6300.0	95	40404	No
213	GOM_NL__2PRFIN20091121_180628_000000442084_00270_40404_1715.N1	21-NOV-2009 18:06:28	Bright	43.500	82	48Bet UMa	2.3650	10600.	87	40404	No
214	GOM_NL__2PRFIN20091121_180756_000000442084_00270_40404_1716.N1	21-NOV-2009 18:07:56	Bright	44.000	87	64Gam UMa	2.4330	11000.	88	40404	No
215	GOM_NL__2PRFIN20091121_181041_000000482084_00270_40404_1717.N1	21-NOV-2009 18:10:41	Bright	48.000	174	52Psi UMa	3.0040	4400.0	96	40404	No
216	GOM_NL__2PRFIN20091121_181246_000000382084_00270_40404_1718.N1	21-NOV-2009 18:12:46	Bright	37.500	152	12Alp2CVn	2.8900	11000.	75	40404	No
217	GOM_NL__2PRFIN20091121_182115_000000492084_00270_40404_1719.N1	21-NOV-2009 18:21:15	Bright	49.000	62	94Bet Leo	2.1360	9700.0	98	40404	No
218	GOM_NL__2PRFIN20091121_182443_000000362084_00270_40404_1720.N1	21-NOV-2009 18:24:43	Bright	36.000	121	29Gam Vir	2.7400	7200.0	72	40404	No
219	GOM_NL__2PRFIN20091121_182958_000000452084_00270_40404_1721.N1	21-NOV-2009 18:29:58	Twl_and_stray	44.500	100	4Gam Crv	2.5800	13100.	89	40404	No

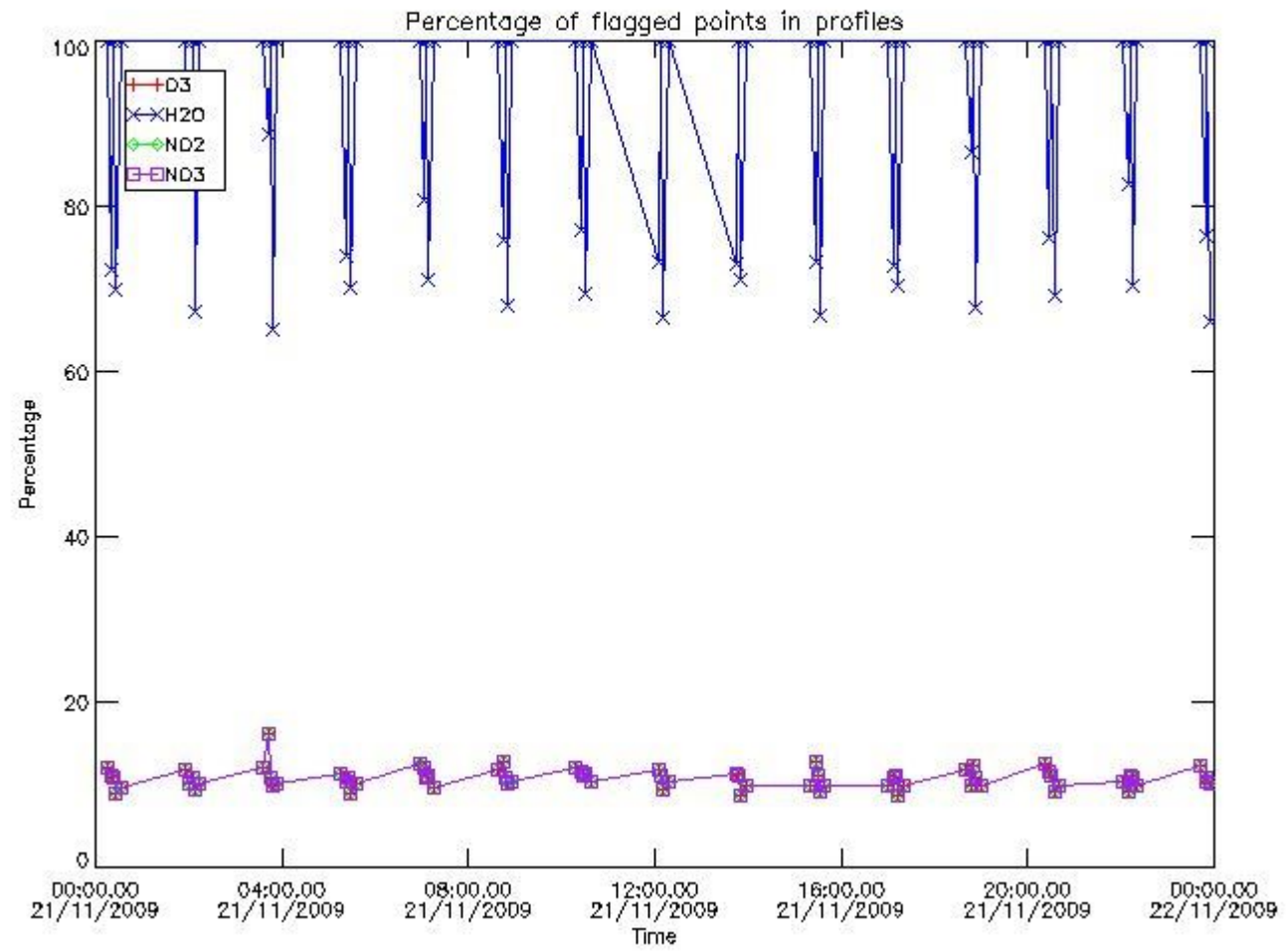
220	GOM_NL__2PRFIN20091121_183131_000000432084_00270_40404_1722.N1	21-NOV-2009 18:31:31	Twilight	42.500	171	2Eps Crv	3.0010	4250.0	85	40404	No
221	GOM_NL__2PRFIN20091121_184055_000000442084_00270_40404_1723.N1	21-NOV-2009 18:40:55	Dark	43.500	113	Mu Vel	2.6920	5000.0	87	40404	No
222	GOM_NL__2PRFIN20091121_184746_000000522084_00271_40405_1733.N1	21-NOV-2009 18:47:46	Dark	52.000	41	Eps Car	1.8600	4100.0	104	40405	No
223	GOM_NL__2PRFIN20091121_185027_000000462084_00271_40405_1734.N1	21-NOV-2009 18:50:27	Dark	46.000	70	Zet Pup	2.2460	39000.	92	40405	No
224	GOM_NL__2PRFIN20091121_185316_000000472084_00271_40405_1735.N1	21-NOV-2009 18:53:16	Dark	46.500	2	Alp Car	-0.73600	7000.0	93	40405	No
225	GOM_NL__2PRFIN20091121_185955_000000512084_00271_40405_1736.N1	21-NOV-2009 18:59:55	Dark	51.000	108	Alp Col	2.6520	15200.	102	40405	No
226	GOM_NL__2PRFIN20091121_190831_000000482084_00271_40405_1737.N1	21-NOV-2009 19:08:31	Straylight	47.500	165	34Gam Eri	2.9500	3200.0	95	40405	No
227	GOM_NL__2PRFIN20091121_191357_000000462084_00271_40405_1738.N1	21-NOV-2009 19:13:57	Tw_and_stray	46.000	94	92Alp Cet	2.5260	3100.0	92	40405	No
228	GOM_NL__2PRFIN20091121_192025_000000412084_00271_40405_1739.N1	21-NOV-2009 19:20:25	Bright	41.000	146	25Eta Tau	2.8730	15200.	82	40405	No
229	GOM_NL__2PRFIN20091121_192257_000000442084_00271_40405_1740.N1	21-NOV-2009 19:22:57	Bright	43.500	150	44Zet Per	2.8900	28000.	87	40405	No
230	GOM_NL__2PRFIN20091121_192446_000000412084_00271_40405_1741.N1	21-NOV-2009 19:24:46	Bright	40.500	79	26Bet Per	2.3100	13100.	81	40405	No
231	GOM_NL__2PRFIN20091121_192718_000000382084_00271_40405_1742.N1	21-NOV-2009 19:27:18	Bright	38.000	175	39Del Per	3.0100	19400.	76	40405	No
232	GOM_NL__2PRFIN20091121_194525_000000472084_00271_40405_1743.N1	21-NOV-2009 19:45:25	Bright	46.500	36	50Alp UMa	1.8000	6300.0	93	40405	No
233	GOM_NL__2PRFIN20091121_194704_000000492084_00271_40405_1744.N1	21-NOV-2009 19:47:04	Bright	48.500	82	48Bet UMa	2.3650	10600.	97	40405	No
234	GOM_NL__2PRFIN20091121_194832_000000592084_00271_40405_1745.N1	21-NOV-2009 19:48:32	Bright	59.000	87	64Gam UMa	2.4330	11000.	118	40405	No
235	GOM_NL__2PRFIN20091121_195117_000000512084_00271_40405_1746.N1	21-NOV-2009 19:51:17	Bright	50.500	174	52Psi UMa	3.0040	4400.0	101	40405	No
236	GOM_NL__2PRFIN20091121_195322_000000552084_00271_40405_1747.N1	21-NOV-2009 19:53:22	Bright	55.000	152	12Alp2CVn	2.8900	11000.	110	40405	No
237	GOM_NL__2PRFIN20091121_200151_000000662084_00271_40405_1748.N1	21-NOV-2009 20:01:51	Bright	66.000	62	94Bet Leo	2.1360	9700.0	132	40405	No
238	GOM_NL__2PRFIN20091121_200520_000000402084_00271_40405_1749.N1	21-NOV-2009 20:05:20	Bright	39.500	121	29Gam Vir	2.7400	7200.0	79	40405	No
239	GOM_NL__2PRFIN20091121_201035_000000422084_00271_40405_1750.N1	21-NOV-2009 20:10:35	Tw_and_stray	41.500	100	4Gam Crv	2.5800	13100.	83	40405	No
240	GOM_NL__2PRFIN20091121_201208_000000462084_00271_40405_1751.N1	21-NOV-2009 20:12:08	Twilight	45.500	171	2Eps Crv	3.0010	4250.0	91	40405	No
241	GOM_NL__2PRFIN20091121_202132_000000452084_00271_40405_1752.N1	21-NOV-2009 20:21:32	Dark	45.000	113	Mu Vel	2.6920	5000.0	90	40405	No
242	GOM_NL__2PRFIN20091121_202823_000000452084_00272_40406_1742.N1	21-NOV-2009 20:28:23	Dark	44.500	41	Eps Car	1.8600	4100.0	89	40406	No
243	GOM_NL__2PRFIN20091121_203104_000000462084_00272_40406_1743.N1	21-NOV-2009 20:31:04	Dark	46.000	70	Zet Pup	2.2460	39000.	92	40406	No
244	GOM_NL__2PRFIN20091121_203353_000000552084_00272_40406_1744.N1	21-NOV-2009 20:33:53	Dark	55.000	2	Alp Car	-0.73600	7000.0	110	40406	No
245	GOM_NL__2PRFIN20091121_204031_000000512084_00272_40406_1745.N1	21-NOV-2009 20:40:31	Dark	51.000	108	Alp Col	2.6520	15200.	102	40406	No
246	GOM_NL__2PRFIN20091121_204907_000000492084_00272_40406_1746.N1	21-NOV-2009 20:49:07	Straylight	49.000	165	34Gam Eri	2.9500	3200.0	98	40406	No
247	GOM_NL__2PRFIN20091121_205433_000000452084_00272_40406_1747.N1	21-NOV-2009 20:54:33	Tw_and_stray	45.000	94	92Alp Cet	2.5260	3100.0	90	40406	No
248	GOM_NL__2PRFIN20091121_210101_000000422084_00272_40406_1748.N1	21-NOV-2009 21:01:01	Bright	42.000	146	25Eta Tau	2.8730	15200.	84	40406	No
249	GOM_NL__2PRFIN20091121_210333_000000402084_00272_40406_1749.N1	21-NOV-2009 21:03:33	Bright	40.000	150	44Zet Per	2.8900	28000.	80	40406	No
250	GOM_NL__2PRFIN20091121_210522_000000392084_00272_40406_1750.N1	21-NOV-2009 21:05:22	Bright	39.000	79	26Bet Per	2.3100	13100.	78	40406	No
251	GOM_NL__2PRFIN20091121_210754_000000382084_00272_40406_1751.N1	21-NOV-2009 21:07:54	Bright	38.000	175	39Del Per	3.0100	19400.	76	40406	No
252	GOM_NL__2PRFIN20091121_212601_000000442084_00272_40406_1752.N1	21-NOV-2009 21:26:01	Bright	43.500	36	50Alp UMa	1.8000	6300.0	87	40406	No
253	GOM_NL__2PRFIN20091121_212740_000000422084_00272_40406_1753.N1	21-NOV-2009 21:27:40	Bright	42.000	82	48Bet UMa	2.3650	10600.	84	40406	No
254	GOM_NL__2PRFIN20091121_212908_000000392084_00272_40406_1754.N1	21-NOV-2009 21:29:08	Bright	38.500	87	64Gam UMa	2.4330	11000.	77	40406	No
255	GOM_NL__2PRFIN20091121_213358_000000472084_00272_40406_1755.N1	21-NOV-2009 21:33:58	Bright	46.500	152	12Alp2CVn	2.8900	11000.	93	40406	No
256	GOM_NL__2PRFIN20091121_214228_000000482084_00272_40406_1756.N1	21-NOV-2009 21:42:28	Bright	48.000	62	94Bet Leo	2.1360	9700.0	96	40406	No
257	GOM_NL__2PRFIN20091121_214556_000000562084_00272_40406_1757.N1	21-NOV-2009 21:45:56	Bright	55.500	121	29Gam Vir	2.7400	7200.0	111	40406	No
258	GOM_NL__2PRFIN20091121_215111_000000452084_00272_40406_1758.N1	21-NOV-2009 21:51:11	Tw_and_stray	45.000	100	4Gam Crv	2.5800	13100.	90	40406	No
259	GOM_NL__2PRFIN20091121_215244_000000452084_00272_40406_1759.N1	21-NOV-2009 21:52:44	Twilight	44.500	171	2Eps Crv	3.0010	4250.0	89	40406	No
260	GOM_NL__2PRFIN20091121_220208_000000492084_00272_40406_1760.N1	21-NOV-2009 22:02:08	Dark	49.000	113	Mu Vel	2.6920	5000.0	98	40406	No
261	GOM_NL__2PRFIN20091121_220900_000000552084_00273_40407_1751.N1	21-NOV-2009 22:09:00	Dark	55.000	41	Eps Car	1.8600	4100.0	110	40407	No
262	GOM_NL__2PRFIN20091121_221141_000000462084_00273_40407_1752.N1	21-NOV-2009 22:11:41	Dark	46.000	70	Zet Pup	2.2460	39000.	92	40407	No
263	GOM_NL__2PRFIN20091121_221429_000000482084_00273_40407_1753.N1	21-NOV-2009 22:14:29	Dark	47.500	2	Alp Car	-0.73600	7000.0	95	40407	No
264	GOM_NL__2PRFIN20091121_222107_000000512084_00273_40407_1754.N1	21-NOV-2009 22:21:07	Dark	51.000	108	Alp Col	2.6520	15200.	102	40407	No
265	GOM_NL__2PRFIN20091121_222943_000000472084_00273_40407_1755.N1	21-NOV-2009 22:29:43	Straylight	47.000	165	34Gam Eri	2.9500	3200.0	94	40407	No
266	GOM_NL__2PRFIN20091121_223509_000000452084_00273_40407_1756.N1	21-NOV-2009 22:35:09	Tw_and_stray	44.500	94	92Alp Cet	2.5260	3100.0	89	40407	No
267	GOM_NL__2PRFIN20091121_224136_000000412084_00273_40407_1757.N1	21-NOV-2009 22:41:36	Bright	40.500	146	25Eta Tau	2.8730	15200.	81	40407	No
268	GOM_NL__2PRFIN20091121_224408_000000402084_00273_40407_1758.N1	21-NOV-2009 22:44:08	Bright	40.000	150	44Zet Per	2.8900	28000.	80	40407	No
269	GOM_NL__2PRFIN20091121_224557_000000382084_00273_40407_1759.N1	21-NOV-2009 22:45:57	Bright	37.500	79	26Bet Per	2.3100	13100.	75	40407	No
270	GOM_NL__2PRFIN20091121_224829_000000382084_00273_40407_1760.N1	21-NOV-2009 22:48:29	Bright	37.500	175	39Del Per	3.0100	19400.	75	40407	No
271	GOM_NL__2PRFIN20091121_230637_000000402084_00273_40407_1761.N1	21-NOV-2009 23:06:37	Bright	40.000	36	50Alp UMa	1.8000	6300.0	80	40407	No
272	GOM_NL__2PRFIN20091121_230815_000000422084_00273_40407_1762.N1	21-NOV-2009 23:08:15	Bright	42.000	82	48Bet UMa	2.3650	10600.	84	40407	No
273	GOM_NL__2PRFIN20091121_230944_000000402084_00273_40407_1763.N1	21-NOV-2009 23:09:44	Bright	39.500	87	64Gam UMa	2.4330	11000.	79	40407	No
274	GOM_NL__2PRFIN20091121_231434_000000372084_00273_40407_1764.N1	21-NOV-2009 23:14:34	Bright	36.500	152	12Alp2CVn	2.8900	11000.	73	40407	No
275	GOM_NL__2PRFIN20091121_232304_000000492084_00273_40407_1765.N1	21-NOV-2009 23:23:04	Bright	49.000	62	94Bet Leo	2.1360	9700.0	98	40407	No
276	GOM_NL__2PRFIN20091121_232633_000000562084_00273_40407_1766.N1	21-NOV-2009 23:26:33	Bright	55.500	121	29Gam Vir	2.7400	7200.0	111	40407	No
277	GOM_NL__2PRFIN20091121_233148_000000422084_00273_40407_1767.N1	21-NOV-2009 23:31:48	Tw_and_stray	42.000	100	4Gam Crv	2.5800	13100.	84	40407	No
278	GOM_NL__2PRFIN20091121_233320_000000462084_00273_40407_1768.N1	21-NOV-2009 23:33:20	Twilight	45.500	171	2Eps Crv	3.0010	4250.0	91	40407	No

279	GOM_NL__2PRFIN20091121_234245_000000462084_00273_40407_1769.N1	21-NOV-2009 23:42:45	Dark	46.000	113	Mu Vel	2.6920	5000.0	92	40407	No
280	GOM_NL__2PRFIN20091121_234936_000000492084_00274_40408_1760.N1	21-NOV-2009 23:49:36	Dark	49.000	41	Eps Car	1.8600	4100.0	98	40408	No
281	GOM_NL__2PRFIN20091121_235058_000000482084_00274_40408_1761.N1	21-NOV-2009 23:50:58	Dark	47.500	34	Gam2Vel	1.7930	23000.	95	40408	No
282	GOM_NL__2PRFIN20091121_235506_000000552084_00274_40408_1762.N1	21-NOV-2009 23:55:06	Dark	55.000	2	Alp Car	-0.73600	7000.0	110	40408	No

### 3. Quality information per product

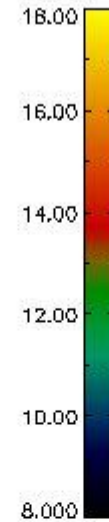
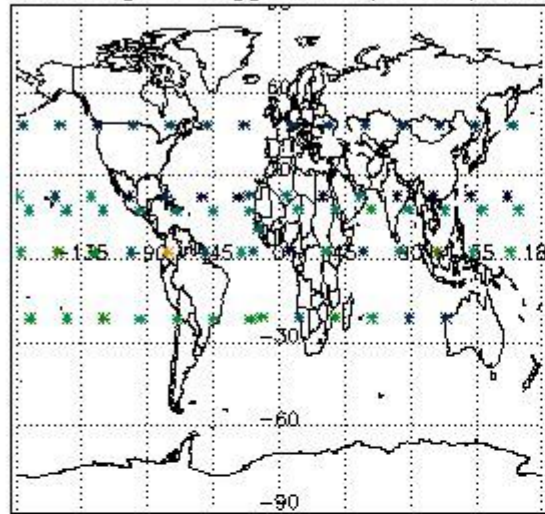
In this section it is plotted some information contained in the Quality Summary data set of the level 2 products. Only products in dark limb conditions and without errors (error flag in the MPH set to "0") are used.

#### 3.1 Plot quality information per product (time dependant)

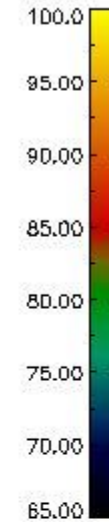
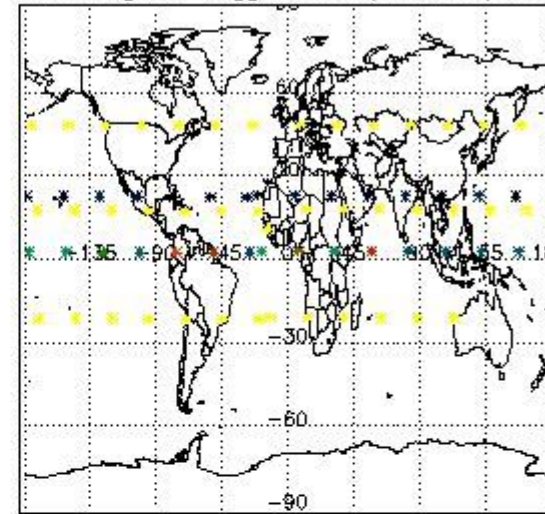


#### 3.2 Plot quality information per product (world map)

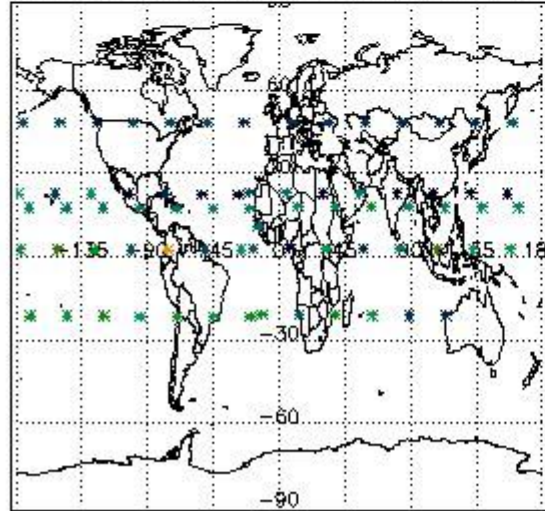
Percentage of flagged data per O3 profile



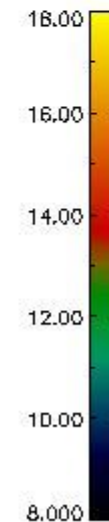
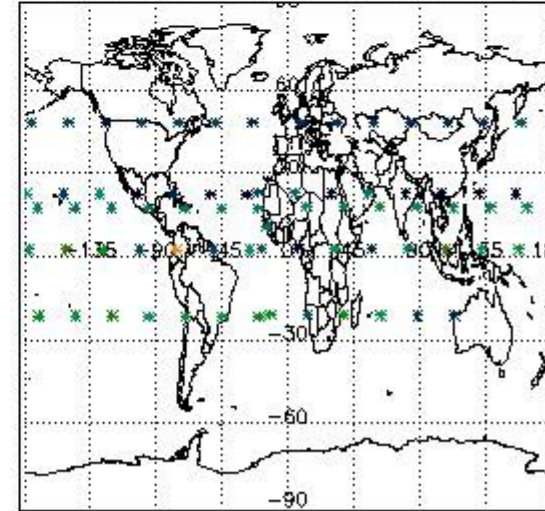
Percentage of flagged data per H2O profile



Percentage of flagged data per NO2 profile



Percentage of flagged data per NO3 profile



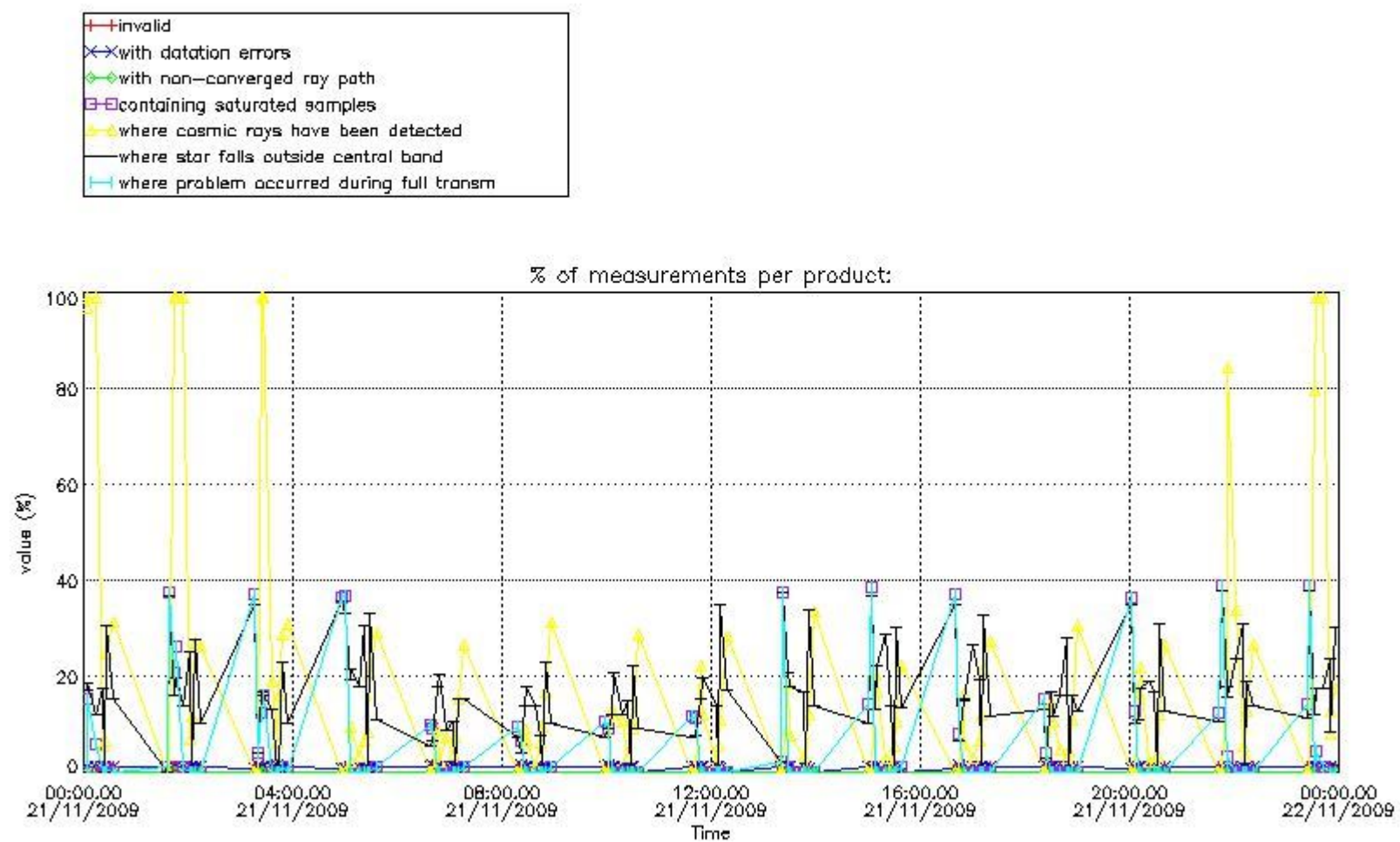
#### 4. Level 1 quality information per product

In this section it is plotted some information contained in the Quality Summary data set of the level 2 products that comes from the level 1b processing. Products without errors (error flag in the MPH set to "0") are used.

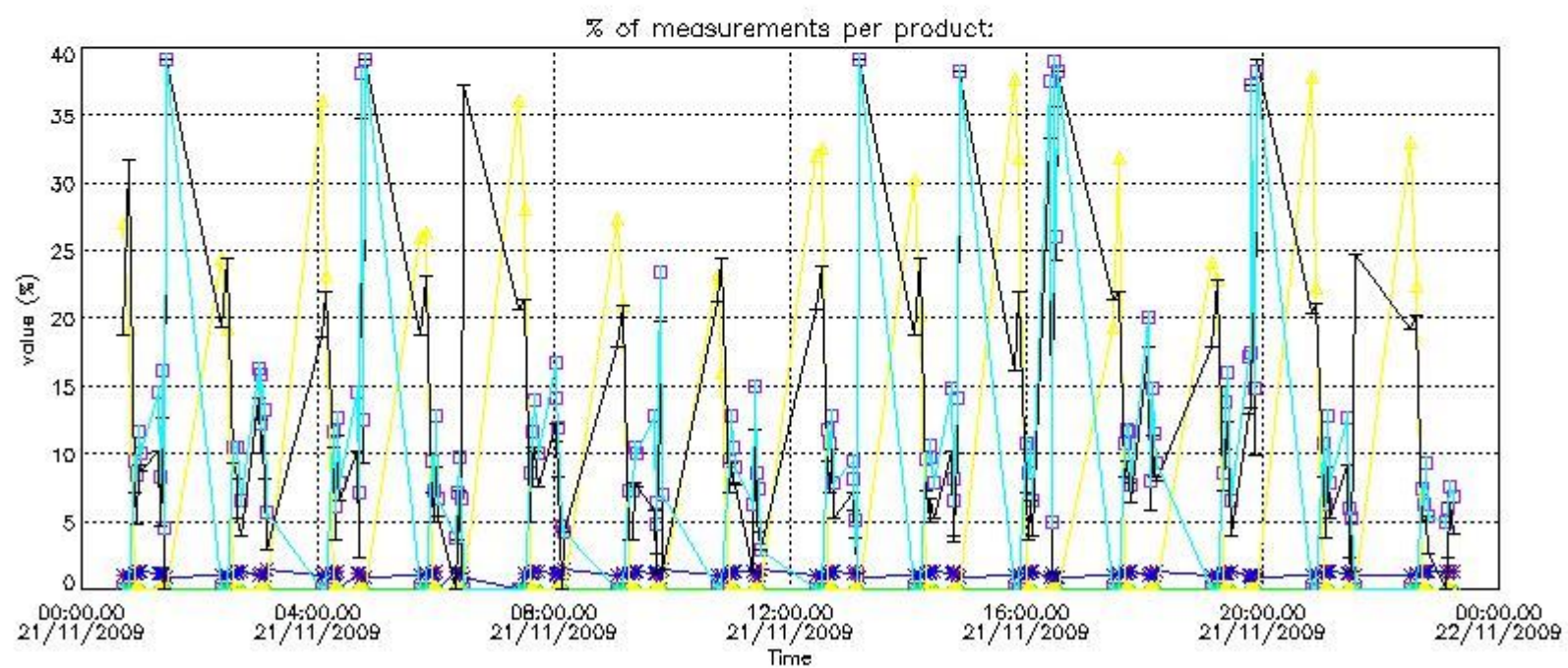
##### 4.1 Plot quality information per product (time dependant) coming from level 1b processing

###### 4.1.1 Plot level 1 quality information per product (time dependant): ENVISAT ASCENDING passes





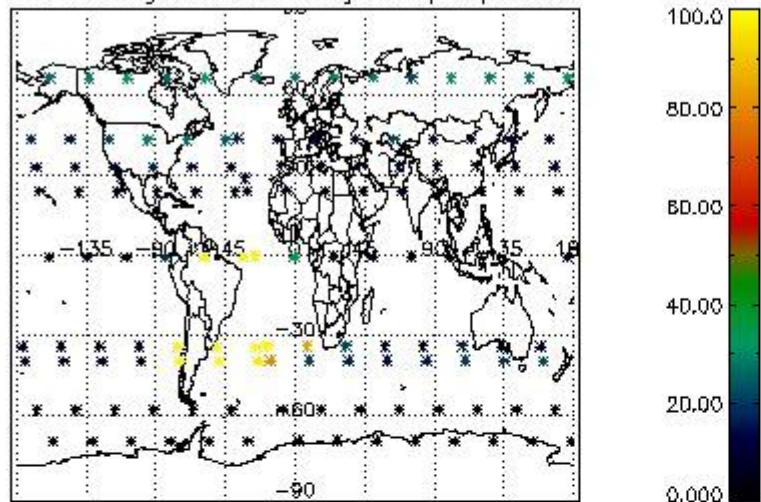
4.1.2 Plot level 1 quality information per product (time dependant): ENVI SAT DESCENDING passes



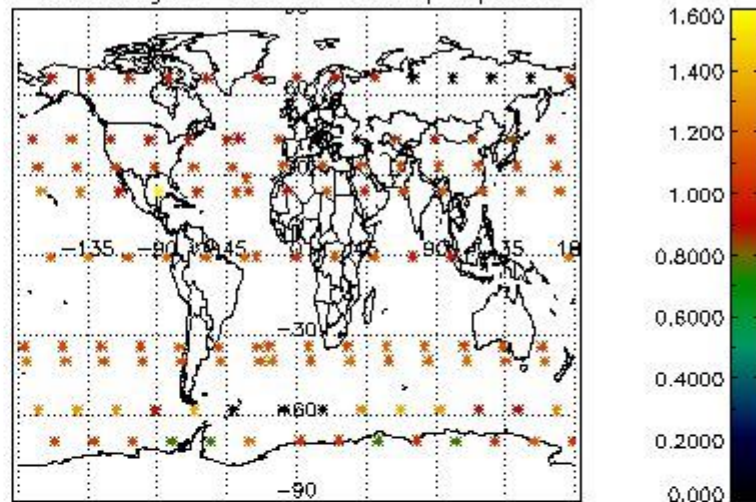
#### 4.2 Plot quality information per product coming from level 1b processing (world map)

##### 4.2.1 Plot level 1 quality information per product (world map): ENVI SAT ASCENDING passes

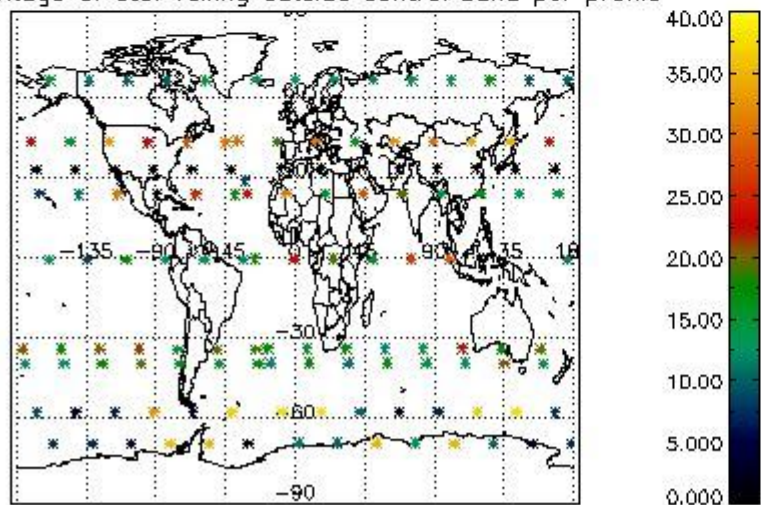
Percentage of cosmic ray hits per profile



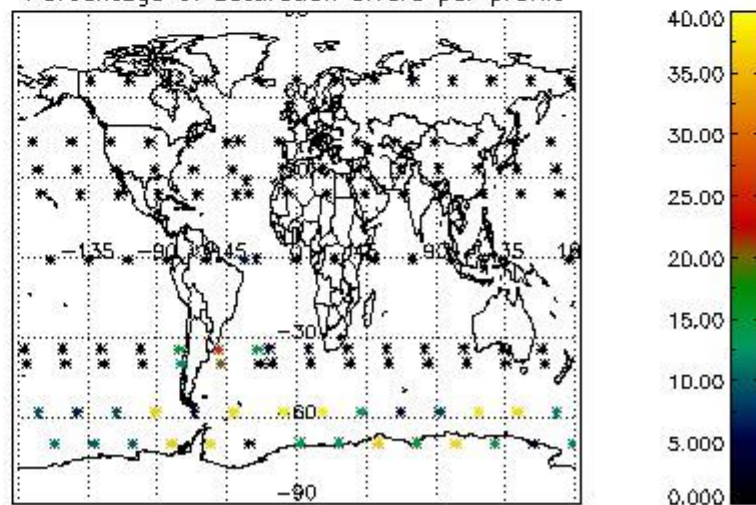
Percentage of datation errors per profile



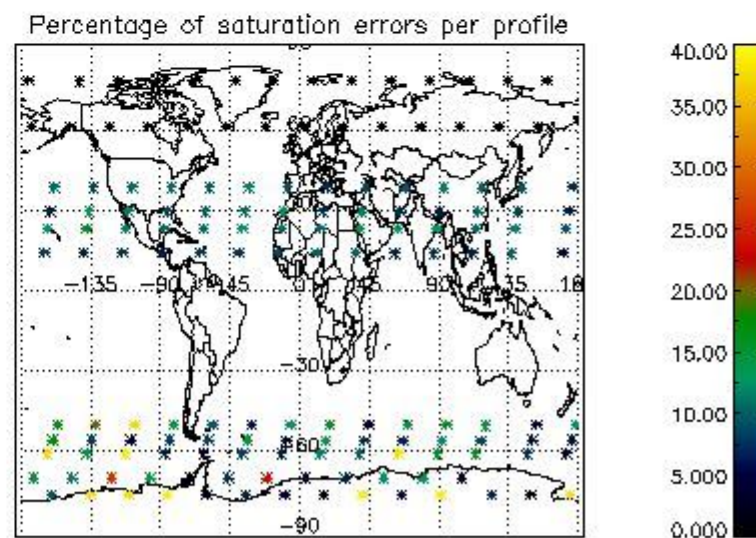
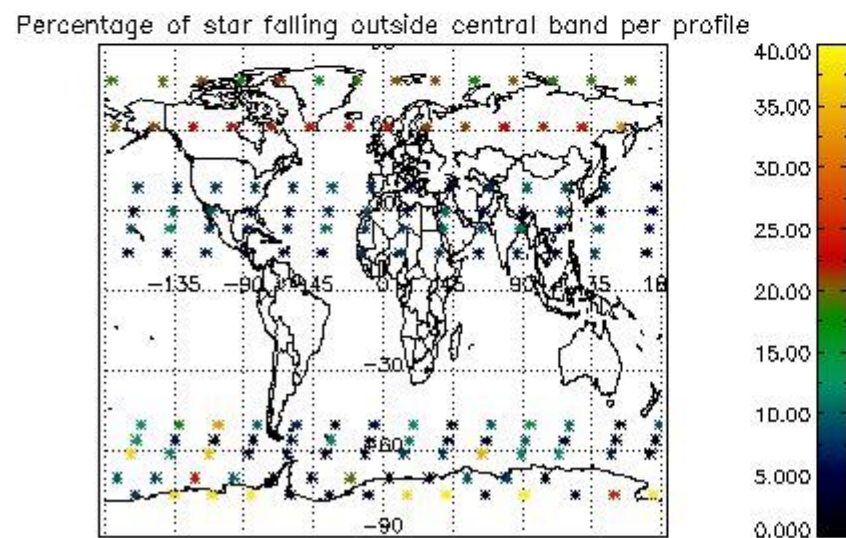
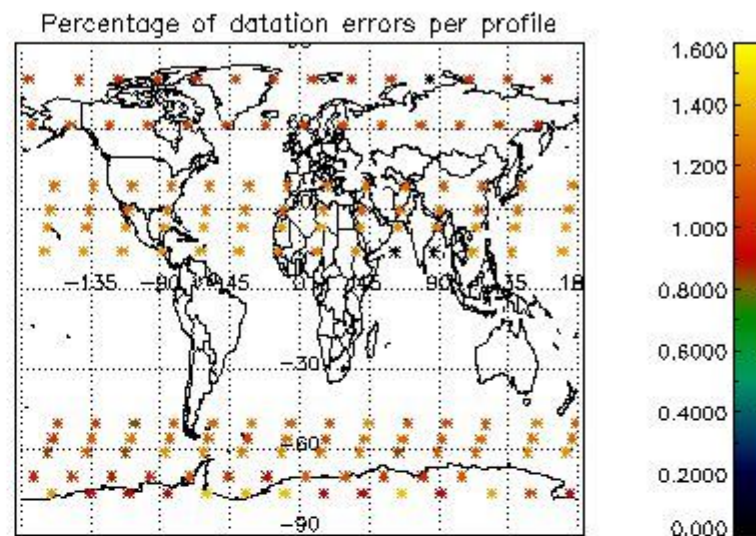
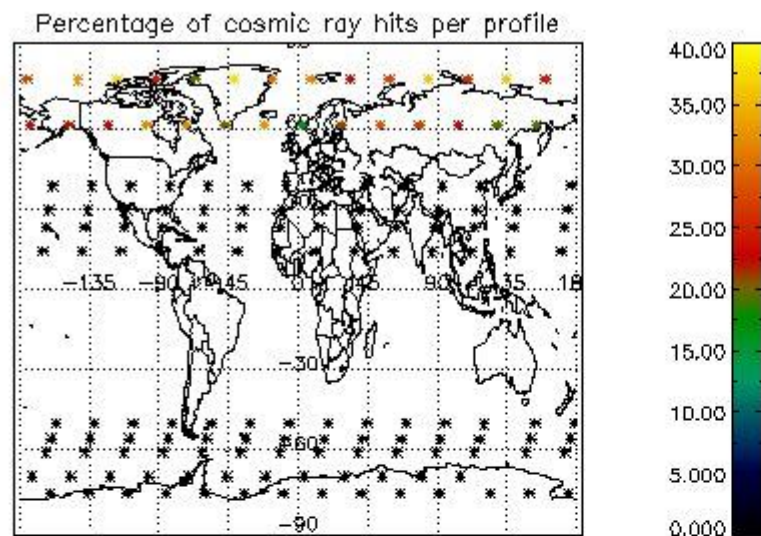
Percentage of star falling outside central band per profile



Percentage of saturation errors per profile



4.2.2 Plot level 1 quality information per product (world map): ENVISAT DESCENDING passes



## 5. Trace gas profiles

### 5.1 Ozone statistics based on quality of products

The final quality of the products can be "measured" using the STD (Standard Deviation) attached to every point profile. This information is written to the parameter GOM\_NL\_\_2P/NL\_LOCAL\_SPECIES\_DENSITY/o3\_std of the level 2 products. The table below shows the statistics for given STD ranges.

The statistics are given with respect to the overall valid production:

- Products without fatal errors: GOM\_NL\_\_2P/MPH/PRODUCT\_ERR=0
- Valid point profile: GOM\_NL\_\_2P/NL\_LOCAL\_SPECIES\_DENSITY/pcd(0)=0

The 'Criteria' is applied to valid points of dark limb products:

- Products in dark limb illumination condition: GOM\_NL\_\_2P/NL\_SUMMARY\_QUALITY/obs\_ill\_cond=0
- Products without fatal errors: GOM\_NL\_\_2P/MPH/PRODUCT\_ERR=0
- Valid point profile: GOM\_NL\_\_2P/NL\_LOCAL\_SPECIES\_DENSITY/pcd(0)=0

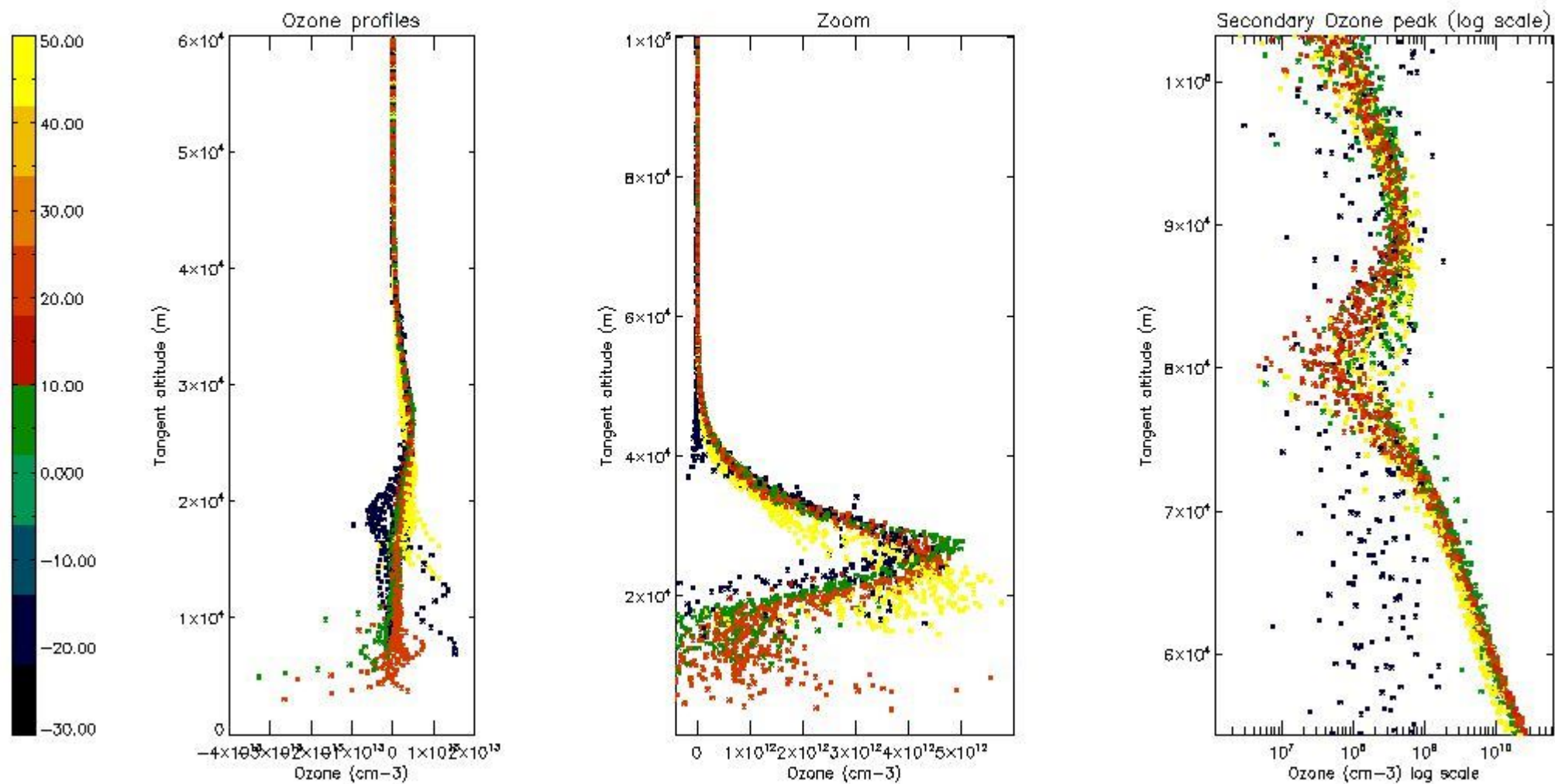
So, the table below shows the percentage of dark limb and valid observations for each criteria with respect to the overall valid daily observations.

Criteria	% of total production
All STD	28
STD < 20	15

STD < 10	12
STD < 5	7

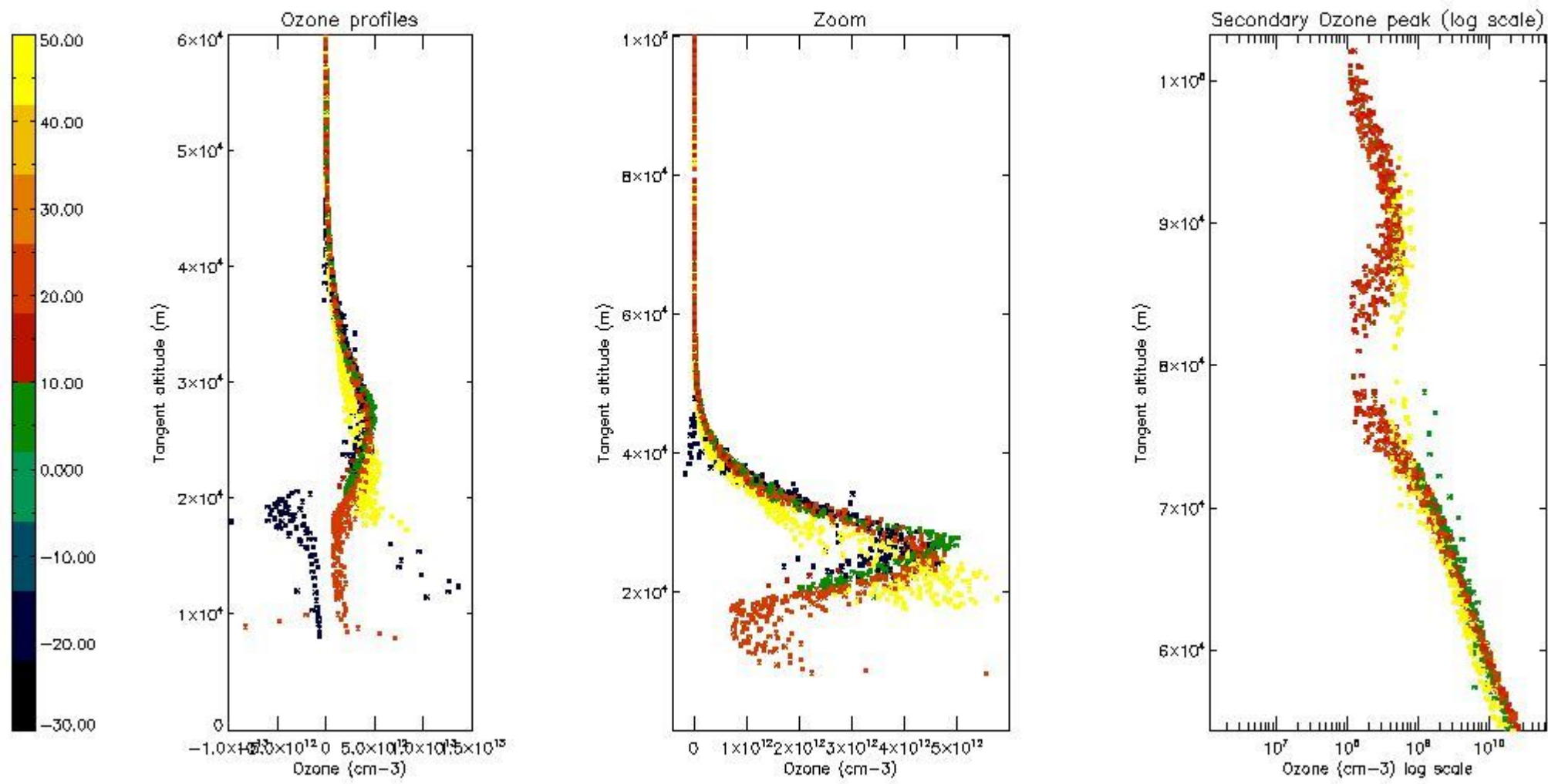
5.2 Plot ozone profiles for all STD (dark without errors)

The colorbar represents the latitude.



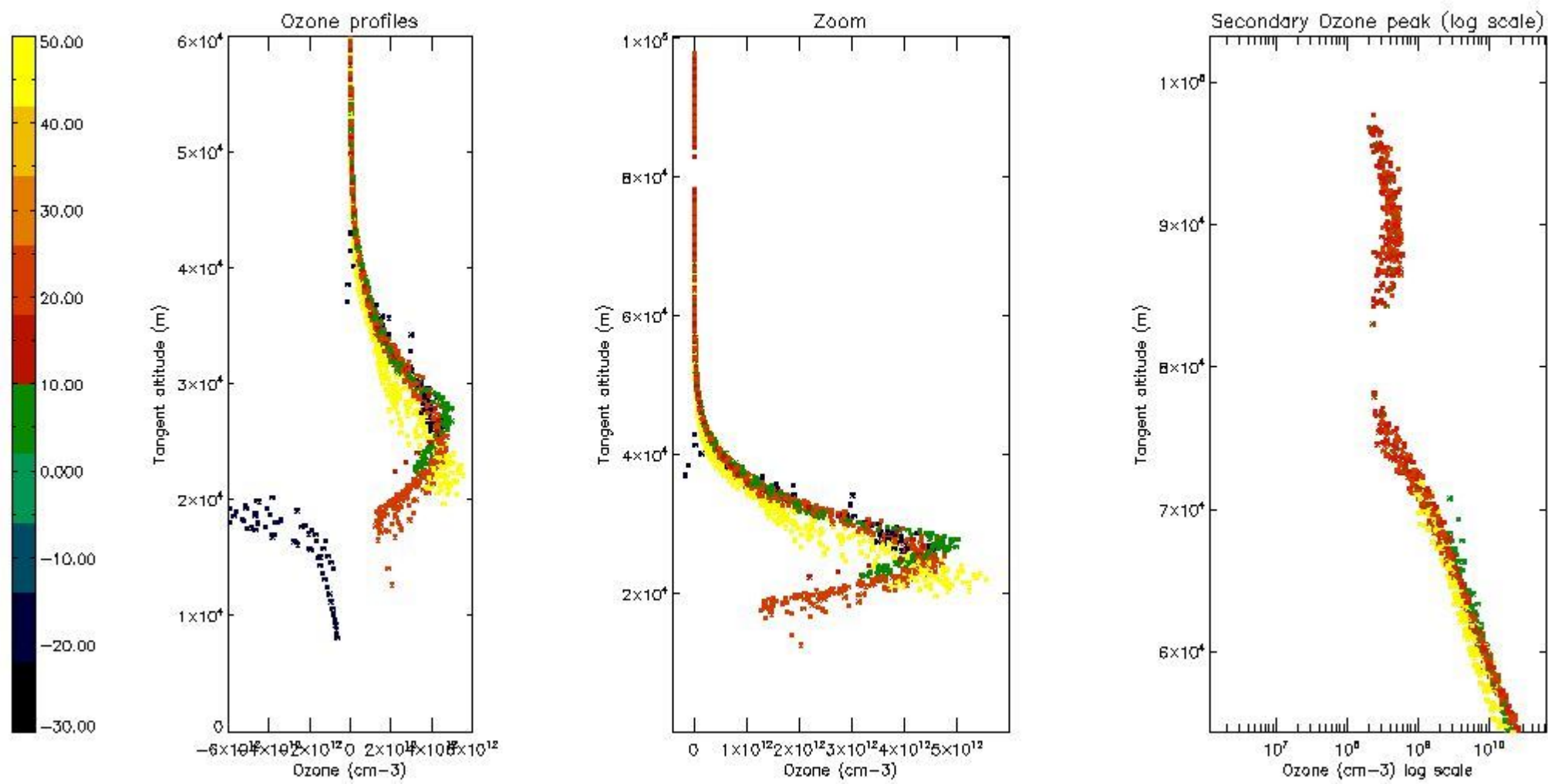
5.3 Plot ozone profiles where STD < 20% (dark without errors)

The colorbar represents the latitude.



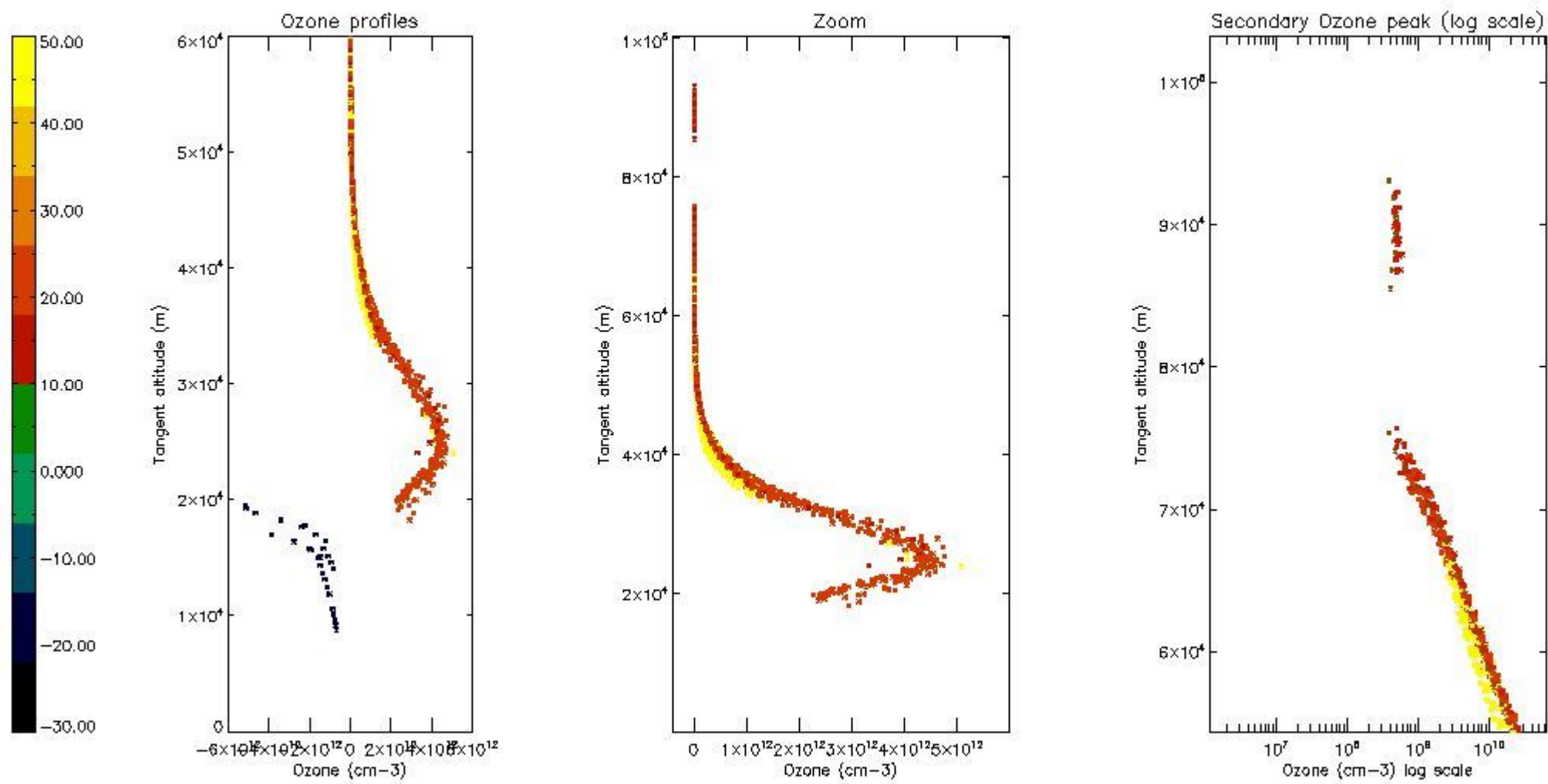
*5.4 Plot ozone profiles where STD < 10% (dark without errors)*

The colorbar represents the latitude.



*5.5 Plot ozone profiles where STD < 5% (dark without errors)*

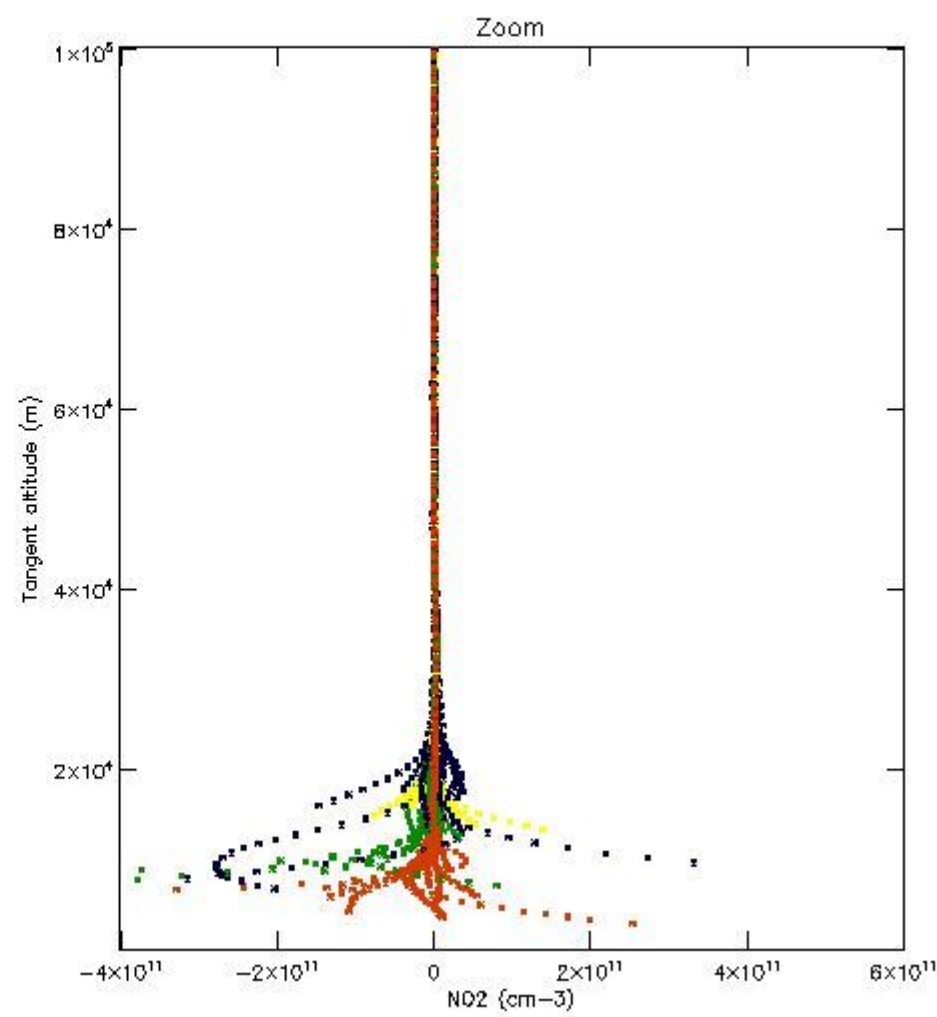
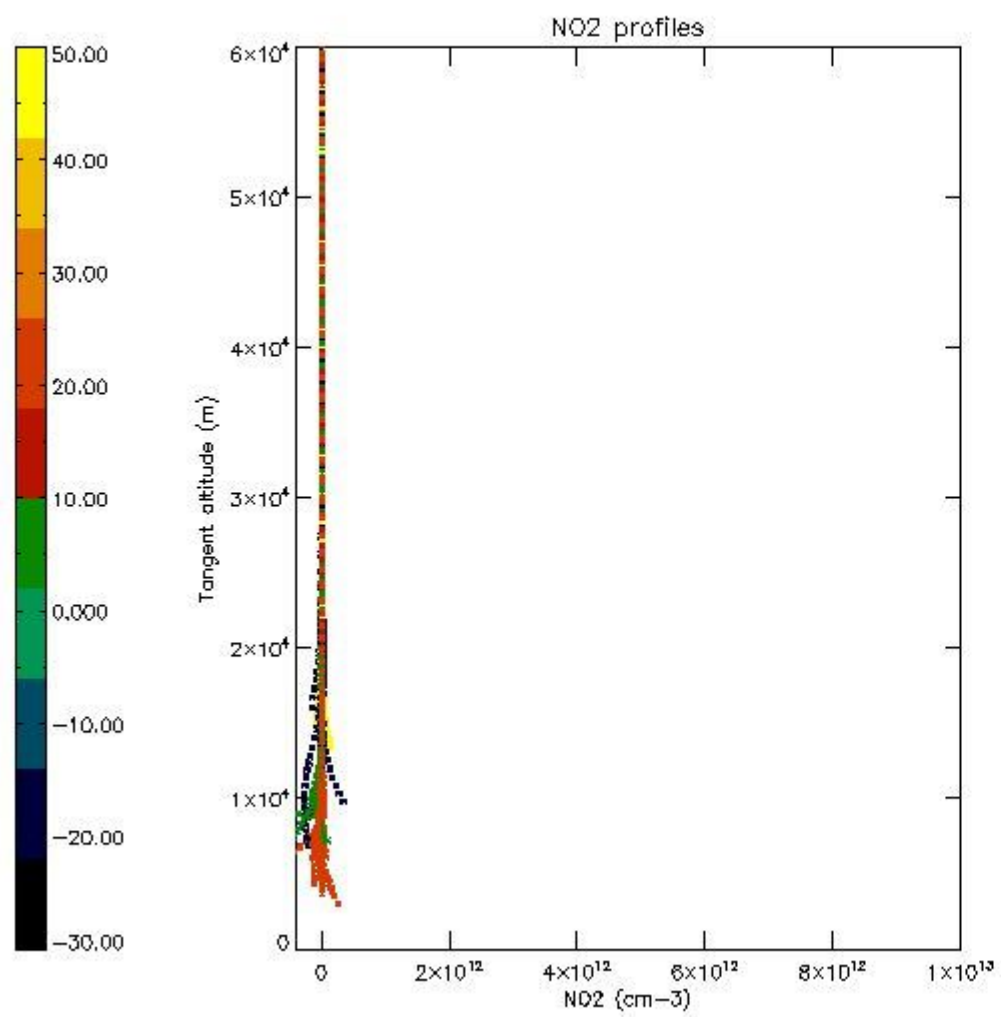
The colorbar represents the latitude.



*5.6 Plot NO<sub>2</sub> profiles for all STD (dark without errors)*

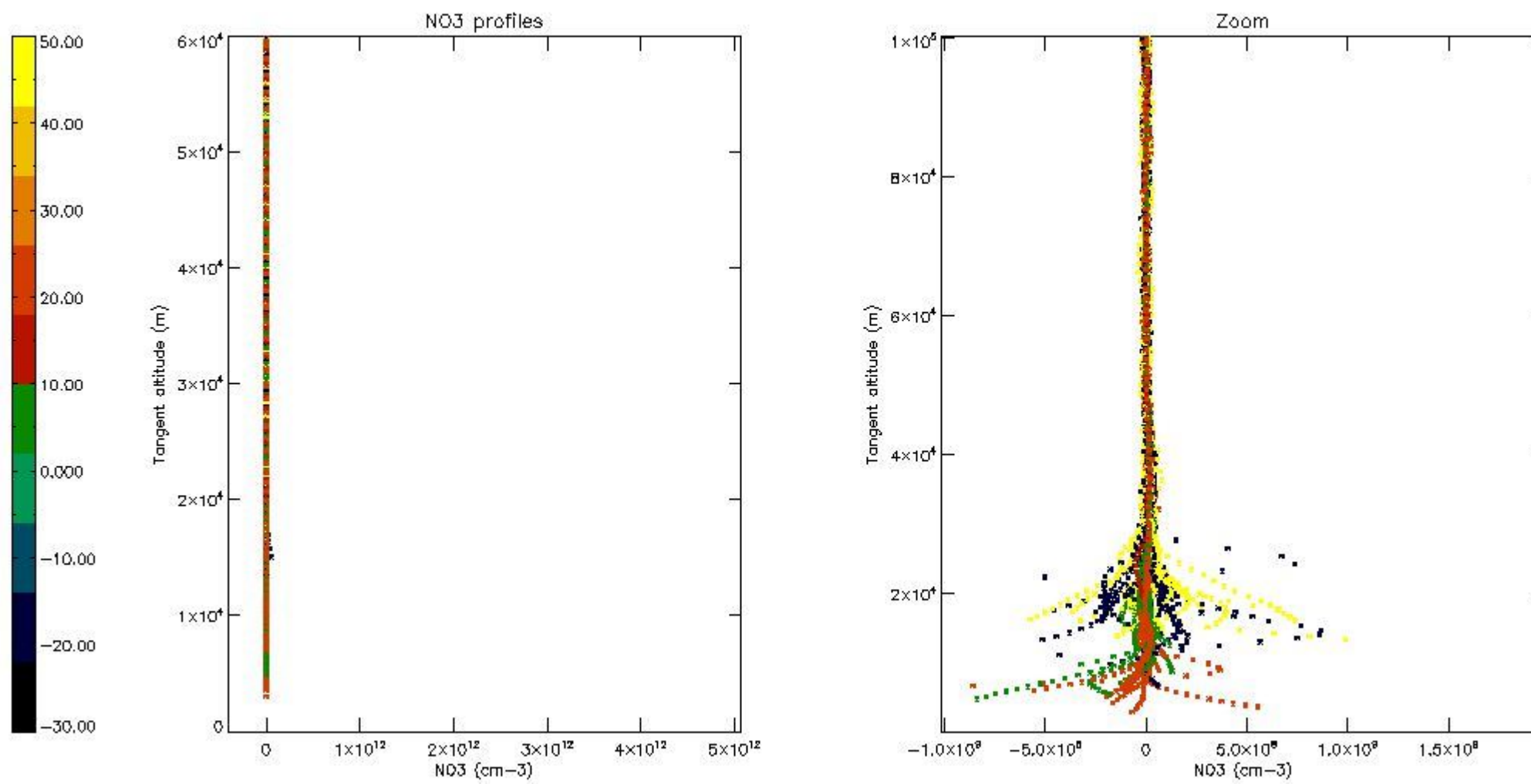
The colorbar represents the latitude.





*5.7 Plot NO3 profiles for all STD (dark without errors)*

The colorbar represents the latitude.



## 6. Auxiliary Data Files used for the production reported in section 2

The number reported in the third column indicates since which file (see list in section 2) the corresponding auxiliary file has been used. The fourth column is the date of those product files.

Type	Auxiliary Filename	Used since product	Used since product date
INST_PHYS_CHARACTERISTICS	GOM_INS_AXVIEC20091111_143220_20030716_120000_20500101_000000	1	21-NOV-2009 00:03:17
LEVEL-2_PROC_CONFIG	GOM_PR2_AXVIEC20091111_152718_20020301_000000_20500101_000000	1	21-NOV-2009 00:03:17
CROSS_SECTIONS_FILE	GOM_CRS_AXVIEC20091111_154832_20020301_000000_20500101_000000	1	21-NOV-2009 00:03:17

# GOMOS Level 2 Daily Report

## SUMMARY

### [1. General Info](#)

### [2. Summary of processed GOM\\_NL\\_2P products](#)

### [3. Level 2 Quality information per product](#)

#### [3.1 Plot of level 2 quality information per product \(time dependant\)](#)

#### [3.2 Plot of level 2 quality information per product \(world map\)](#)

### [4. Level 1 Quality information per product \(stored on level 2 products\)](#)

#### [4.1 Plot of level 1 quality information per product \(time dependant\)](#)

##### [4.1.1 Plot of level 1 quality information per product \(time dependant\): ASCENDING](#)

##### [4.1.2 Plot of level 1 quality information per product \(time dependant\): DESCENDING](#)

#### [4.2 Plot of level 1 quality information per product \(world map\)](#)

##### [4.2.1 Plot of level 1 quality information per product \(world map\): ASCENDING](#)

##### [4.2.2 Plot of level 1 quality information per product \(world map\): DESCENDING](#)

### [5. Ozone profiles based on quality statistics and other trace gas profiles](#)

#### [5.1 Ozone statistics based on quality of products](#)

#### [5.2 Plot ozone profiles for all STD \(dark without errors\)](#)

#### [5.3 Plot ozone profiles where STD < 20% \(dark without errors\)](#)

#### [5.4. Plot ozone profiles where STD < 10% \(dark without errors\)](#)

#### [5.5. Plot ozone profiles where STD < 5% \(dark without errors\)](#)

#### [5.6 Plot NO2 profiles for all STD \(dark without errors\)](#)

#### [5.7 Plot NO3 profiles for all STD \(dark without errors\)](#)

#### [5.8 Plot H2O profiles \(only for occultations of stars 1,2,3,4,13,14,16,26,63 dark without errors\) for all STD](#)

### [6. Auxiliary Data Files used for the production reported in section 2](#)

This report presents the daily analysis on parameters extracted from GOMOS level 2 data (GOM\_NL\_\_2P). It is intended to monitor some important parameters that will impact the quality of these products. A list of level 2 products (and content) that have arrived during the reporting day to the PCF is also given.

Item	Value
Time of report generation	26APR2013 14:07:37
Data source version	GOMOS/6.01
Start time of products	21-11-2009 (21NOV2009 00:00:00)
Stop time of products	22-11-2009 (22NOV2009 00:00:00)
Store outputs in DB	Yes
Nb of level 2 prods	282
Nb of prods with errors	0

## 2. Summary of processed GOM\_NL\_\_2P products.

Nr	Filename	UTC Start time	Limb	Duration	Star Id	Star Name	Star Mag	Star Temp	Nb Meas	Orbit	Prod. error
1	GOM_NL__2PRFIN20091121_000317_000000442084_00259_40393_1572.N1	21-NOV-2009 00:03:17	Twilight	44.000	100	4Gam Crv	2.5800	13100.	88	40393	No
2	GOM_NL__2PRFIN20091121_000450_000000462084_00259_40393_1573.N1	21-NOV-2009 00:04:50	Twilight	45.500	171	2Eps Crv	3.0010	4250.0	91	40393	No
3	GOM_NL__2PRFIN20091121_001413_000000422084_00259_40393_1574.N1	21-NOV-2009 00:14:13	Dark	42.000	113	Mu Vel	2.6920	5000.0	84	40393	No
4	GOM_NL__2PRFIN20091121_002104_000000462084_00260_40394_1564.N1	21-NOV-2009 00:21:04	Dark	45.500	41	Eps Car	1.8600	4100.0	91	40394	No
5	GOM_NL__2PRFIN20091121_002339_000000472084_00260_40394_1565.N1	21-NOV-2009 00:23:39	Dark	47.000	70	Zet Pup	2.2460	39000.	94	40394	No
6	GOM_NL__2PRFIN20091121_002634_000000572084_00260_40394_1566.N1	21-NOV-2009 00:26:34	Dark	57.000	2	Alp Car	-0.73600	7000.0	114	40394	No
7	GOM_NL__2PRFIN20091121_003313_000000532084_00260_40394_1567.N1	21-NOV-2009 00:33:13	Dark	52.500	108	Alp Col	2.6520	15200.	105	40394	No
8	GOM_NL__2PRFIN20091121_004155_000000482084_00260_40394_1568.N1	21-NOV-2009 00:41:55	Straylight	48.000	165	34Gam Eri	2.9500	3200.0	96	40394	No
9	GOM_NL__2PRFIN20091121_004722_000000522084_00260_40394_1569.N1	21-NOV-2009 00:47:22	Twilight	52.000	94	92Alp Cet	2.5260	3100.0	104	40394	No
10	GOM_NL__2PRFIN20091121_005354_000000422084_00260_40394_1570.N1	21-NOV-2009 00:53:54	Bright	42.000	146	25Eta Tau	2.8730	15200.	84	40394	No
11	GOM_NL__2PRFIN20091121_005626_000000422084_00260_40394_1571.N1	21-NOV-2009 00:56:26	Bright	41.500	150	44Zet Per	2.8900	28000.	83	40394	No
12	GOM_NL__2PRFIN20091121_005813_000000392084_00260_40394_1572.N1	21-NOV-2009 00:58:13	Bright	38.500	79	26Bet Per	2.3100	13100.	77	40394	No
13	GOM_NL__2PRFIN20091121_010047_000000402084_00260_40394_1573.N1	21-NOV-2009 01:00:47	Bright	40.000	175	39Del Per	3.0100	19400.	80	40394	No
14	GOM_NL__2PRFIN20091121_011853_000000452084_00260_40394_1574.N1	21-NOV-2009 01:18:53	Bright	44.500	36	50Alp UMa	1.8000	6300.0	89	40394	No
15	GOM_NL__2PRFIN20091121_012032_000000432084_00260_40394_1575.N1	21-NOV-2009 01:20:32	Bright	42.500	82	48Bet UMa	2.3650	10600.	85	40394	No
16	GOM_NL__2PRFIN20091121_012158_000000442084_00260_40394_1576.N1	21-NOV-2009 01:21:58	Bright	43.500	87	64Gam UMa	2.4330	11000.	87	40394	No
17	GOM_NL__2PRFIN20091121_012443_000000442084_00260_40394_1577.N1	21-NOV-2009 01:24:43	Bright	44.000	174	52Psi UMa	3.0040	4400.0	88	40394	No
18	GOM_NL__2PRFIN20091121_012646_000000552084_00260_40394_1578.N1	21-NOV-2009 01:26:46	Bright	55.000	152	12Alp2CVn	2.8900	11000.	110	40394	No
19	GOM_NL__2PRFIN20091121_013511_000000422084_00260_40394_1579.N1	21-NOV-2009 01:35:11	Bright	42.000	62	94Bet Leo	2.1360	9700.0	84	40394	No
20	GOM_NL__2PRFIN20091121_013840_000000552084_00260_40394_1580.N1	21-NOV-2009 01:38:40	Bright	54.500	121	29Gam Vir	2.7400	7200.0	109	40394	No
21	GOM_NL__2PRFIN20091121_014353_000000442084_00260_40394_1581.N1	21-NOV-2009 01:43:53	Twilight	43.500	100	4Gam Crv	2.5800	13100.	87	40394	No
22	GOM_NL__2PRFIN20091121_014526_000000462084_00260_40394_1582.N1	21-NOV-2009 01:45:26	Twilight	46.000	171	2Eps Crv	3.0010	4250.0	92	40394	No
23	GOM_NL__2PRFIN20091121_015449_000000442084_00260_40394_1583.N1	21-NOV-2009 01:54:49	Dark	43.500	113	Mu Vel	2.6920	5000.0	87	40394	No
24	GOM_NL__2PRFIN20091121_020141_000000502084_00261_40395_1594.N1	21-NOV-2009 02:01:41	Dark	50.000	41	Eps Car	1.8600	4100.0	100	40395	No
25	GOM_NL__2PRFIN20091121_020416_000000472084_00261_40395_1595.N1	21-NOV-2009 02:04:16	Dark	47.000	70	Zet Pup	2.2460	39000.	94	40395	No
26	GOM_NL__2PRFIN20091121_020711_000000542084_00261_40395_1596.N1	21-NOV-2009 02:07:11	Dark	54.000	2	Alp Car	-0.73600	7000.0	108	40395	No
27	GOM_NL__2PRFIN20091121_021350_000000502084_00261_40395_1597.N1	21-NOV-2009 02:13:50	Dark	50.000	108	Alp Col	2.6520	15200.	100	40395	No
28	GOM_NL__2PRFIN20091121_022230_000000492084_00261_40395_1598.N1	21-NOV-2009 02:22:30	Straylight	49.000	165	34Gam Eri	2.9500	3200.0	98	40395	No
29	GOM_NL__2PRFIN20091121_022758_000000472084_00261_40395_1599.N1	21-NOV-2009 02:27:58	Twilight	47.000	94	92Alp Cet	2.5260	3100.0	94	40395	No
30	GOM_NL__2PRFIN20091121_023429_000000432084_00261_40395_1600.N1	21-NOV-2009 02:34:29	Bright	43.000	146	25Eta Tau	2.8730	15200.	86	40395	No
31	GOM_NL__2PRFIN20091121_023702_000000432084_00261_40395_1601.N1	21-NOV-2009 02:37:02	Bright	43.000	150	44Zet Per	2.8900	28000.	86	40395	No
32	GOM_NL__2PRFIN20091121_023849_000000382084_00261_40395_1602.N1	21-NOV-2009 02:38:49	Bright	38.000	79	26Bet Per	2.3100	13100.	76	40395	No
33	GOM_NL__2PRFIN20091121_024122_000000392084_00261_40395_1603.N1	21-NOV-2009 02:41:22	Bright	38.500	175	39Del Per	3.0100	19400.	77	40395	No
34	GOM_NL__2PRFIN20091121_025929_000000462084_00261_40395_1604.N1	21-NOV-2009 02:59:29	Bright	46.000	36	50Alp UMa	1.8000	6300.0	92	40395	No
35	GOM_NL__2PRFIN20091121_030107_000000452084_00261_40395_1605.N1	21-NOV-2009 03:01:07	Bright	45.000	82	48Bet UMa	2.3650	10600.	90	40395	No
36	GOM_NL__2PRFIN20091121_030234_000000442084_00261_40395_1606.N1	21-NOV-2009 03:02:34	Bright	44.000	87	64Gam UMa	2.4330	11000.	88	40395	No
37	GOM_NL__2PRFIN20091121_030519_000000492084_00261_40395_1607.N1	21-NOV-2009 03:05:19	Bright	49.000	174	52Psi UMa	3.0040	4400.0	98	40395	No
38	GOM_NL__2PRFIN20091121_030722_000000352084_00261_40395_1608.N1	21-NOV-2009 03:07:22	Bright	35.000	152	12Alp2CVn	2.8900	11000.	70	40395	No
39	GOM_NL__2PRFIN20091121_031547_000000662084_00261_40395_1609.N1	21-NOV-2009 03:15:47	Bright	66.000	62	94Bet Leo	2.1360	9700.0	132	40395	No
40	GOM_NL__2PRFIN20091121_031916_000000372084_00261_40395_1610.N1	21-NOV-2009 03:19:16	Bright	36.500	121	29Gam Vir	2.7400	7200.0	73	40395	No
41	GOM_NL__2PRFIN20091121_032429_000000452084_00261_40395_1611.N1	21-NOV-2009 03:24:29	Twilight	45.000	100	4Gam Crv	2.5800	13100.	90	40395	No
42	GOM_NL__2PRFIN20091121_032602_000000442084_00261_40395_1612.N1	21-NOV-2009 03:26:02	Twilight	44.000	171	2Eps Crv	3.0010	4250.0	88	40395	No

43	GOM_NL__2PRFIN20091121_033526_000000432084_00261_40395_1613.N1	21-NOV-2009 03:35:26	Dark	42.500	113	Mu Vel	2.6920	5000.0	85	40395	No
44	GOM_NL__2PRFIN20091121_034218_000000322084_00262_40396_1602.N1	21-NOV-2009 03:42:18	Dark	31.500	41	Eps Car	1.8600	4100.0	63	40396	No
45	GOM_NL__2PRFIN20091121_034453_000000472084_00262_40396_1603.N1	21-NOV-2009 03:44:53	Dark	47.000	70	Zet Pup	2.2460	39000.	94	40396	No
46	GOM_NL__2PRFIN20091121_034747_000000522084_00262_40396_1604.N1	21-NOV-2009 03:47:47	Dark	52.000	2	Alp Car	-0.73600	7000.0	104	40396	No
47	GOM_NL__2PRFIN20091121_035426_000000502084_00262_40396_1605.N1	21-NOV-2009 03:54:26	Dark	50.000	108	Alp Col	2.6520	15200.	100	40396	No
48	GOM_NL__2PRFIN20091121_040306_000000492084_00262_40396_1606.N1	21-NOV-2009 04:03:06	Straylight	48.500	165	34Gam Eri	2.9500	3200.0	97	40396	No
49	GOM_NL__2PRFIN20091121_040834_000000462084_00262_40396_1607.N1	21-NOV-2009 04:08:34	Twilight_and_stray	45.500	94	92Alp Cet	2.5260	3100.0	91	40396	No
50	GOM_NL__2PRFIN20091121_041505_000000432084_00262_40396_1608.N1	21-NOV-2009 04:15:05	Bright	43.000	146	25Eta Tau	2.8730	15200.	86	40396	No
51	GOM_NL__2PRFIN20091121_041737_000000412084_00262_40396_1609.N1	21-NOV-2009 04:17:37	Bright	41.000	150	44Zet Per	2.8900	28000.	82	40396	No
52	GOM_NL__2PRFIN20091121_041924_000000402084_00262_40396_1610.N1	21-NOV-2009 04:19:24	Bright	39.500	79	26Bet Per	2.3100	13100.	79	40396	No
53	GOM_NL__2PRFIN20091121_042158_000000392084_00262_40396_1611.N1	21-NOV-2009 04:21:58	Bright	38.500	175	39Del Per	3.0100	19400.	77	40396	No
54	GOM_NL__2PRFIN20091121_044005_000000452084_00262_40396_1612.N1	21-NOV-2009 04:40:05	Bright	44.500	36	50Alp UMa	1.8000	6300.0	89	40396	No
55	GOM_NL__2PRFIN20091121_044143_000000432084_00262_40396_1613.N1	21-NOV-2009 04:41:43	Bright	42.500	82	48Bet UMa	2.3650	10600.	85	40396	No
56	GOM_NL__2PRFIN20091121_044310_000000592084_00262_40396_1614.N1	21-NOV-2009 04:43:10	Bright	59.000	87	64Gam UMa	2.4330	11000.	118	40396	No
57	GOM_NL__2PRFIN20091121_044555_000000482084_00262_40396_1615.N1	21-NOV-2009 04:45:55	Bright	48.000	174	52Psi UMa	3.0040	4400.0	96	40396	No
58	GOM_NL__2PRFIN20091121_044758_000000552084_00262_40396_1616.N1	21-NOV-2009 04:47:58	Bright	55.000	152	12Alp2CVn	2.8900	11000.	110	40396	No
59	GOM_NL__2PRFIN20091121_045624_000000662084_00262_40396_1617.N1	21-NOV-2009 04:56:24	Bright	66.000	62	94Bet Leo	2.1360	9700.0	132	40396	No
60	GOM_NL__2PRFIN20091121_045953_000000562084_00262_40396_1618.N1	21-NOV-2009 04:59:53	Bright	56.000	121	29Gam Vir	2.7400	7200.0	112	40396	No
61	GOM_NL__2PRFIN20091121_050506_000000472084_00262_40396_1619.N1	21-NOV-2009 05:05:06	Twilight_and_stray	46.500	100	4Gam Crv	2.5800	13100.	93	40396	No
62	GOM_NL__2PRFIN20091121_050639_000000472084_00262_40396_1620.N1	21-NOV-2009 05:06:39	Twilight	47.000	171	2Eps Crv	3.0010	4250.0	94	40396	No
63	GOM_NL__2PRFIN20091121_051603_000000452084_00262_40396_1621.N1	21-NOV-2009 05:16:03	Dark	45.000	113	Mu Vel	2.6920	5000.0	90	40396	No
64	GOM_NL__2PRFIN20091121_052254_000000542084_00263_40397_1622.N1	21-NOV-2009 05:22:54	Dark	54.000	41	Eps Car	1.8600	4100.0	108	40397	No
65	GOM_NL__2PRFIN20091121_052530_000000472084_00263_40397_1623.N1	21-NOV-2009 05:25:30	Dark	47.000	70	Zet Pup	2.2460	39000.	94	40397	No
66	GOM_NL__2PRFIN20091121_052824_000000582084_00263_40397_1624.N1	21-NOV-2009 05:28:24	Dark	57.500	2	Alp Car	-0.73600	7000.0	115	40397	No
67	GOM_NL__2PRFIN20091121_053503_000000502084_00263_40397_1625.N1	21-NOV-2009 05:35:03	Dark	50.000	108	Alp Col	2.6520	15200.	100	40397	No
68	GOM_NL__2PRFIN20091121_054343_000000482084_00263_40397_1626.N1	21-NOV-2009 05:43:43	Straylight	48.000	165	34Gam Eri	2.9500	3200.0	96	40397	No
69	GOM_NL__2PRFIN20091121_054910_000000462084_00263_40397_1627.N1	21-NOV-2009 05:49:10	Twilight_and_stray	45.500	94	92Alp Cet	2.5260	3100.0	91	40397	No
70	GOM_NL__2PRFIN20091121_055541_000000422084_00263_40397_1628.N1	21-NOV-2009 05:55:41	Bright	42.000	146	25Eta Tau	2.8730	15200.	84	40397	No
71	GOM_NL__2PRFIN20091121_055813_000000412084_00263_40397_1629.N1	21-NOV-2009 05:58:13	Bright	41.000	150	44Zet Per	2.8900	28000.	82	40397	No
72	GOM_NL__2PRFIN20091121_060000_000000392084_00263_40397_1630.N1	21-NOV-2009 06:00:00	Bright	39.000	79	26Bet Per	2.3100	13100.	78	40397	No
73	GOM_NL__2PRFIN20091121_060234_000000382084_00263_40397_1631.N1	21-NOV-2009 06:02:34	Bright	37.500	175	39Del Per	3.0100	19400.	75	40397	No
74	GOM_NL__2PRFIN20091121_062040_000000392084_00263_40397_1632.N1	21-NOV-2009 06:20:40	Bright	39.000	36	50Alp UMa	1.8000	6300.0	78	40397	No
75	GOM_NL__2PRFIN20091121_062219_000000422084_00263_40397_1633.N1	21-NOV-2009 06:22:19	Bright	42.000	82	48Bet UMa	2.3650	10600.	84	40397	No
76	GOM_NL__2PRFIN20091121_062346_000000412084_00263_40397_1634.N1	21-NOV-2009 06:23:46	Bright	41.000	87	64Gam UMa	2.4330	11000.	82	40397	No
77	GOM_NL__2PRFIN20091121_062631_000000452084_00263_40397_1635.N1	21-NOV-2009 06:26:31	Bright	44.500	174	52Psi UMa	3.0040	4400.0	89	40397	No
78	GOM_NL__2PRFIN20091121_062834_000000552084_00263_40397_1636.N1	21-NOV-2009 06:28:34	Bright	55.000	152	12Alp2CVn	2.8900	11000.	110	40397	No
79	GOM_NL__2PRFIN20091121_063700_000000472084_00263_40397_1637.N1	21-NOV-2009 06:37:00	Bright	46.500	62	94Bet Leo	2.1360	9700.0	93	40397	No
80	GOM_NL__2PRFIN20091121_064029_000000392084_00263_40397_1638.N1	21-NOV-2009 06:40:29	Bright	39.000	121	29Gam Vir	2.7400	7200.0	78	40397	No
81	GOM_NL__2PRFIN20091121_064543_000000452084_00263_40397_1639.N1	21-NOV-2009 06:45:43	Twilight_and_stray	45.000	100	4Gam Crv	2.5800	13100.	90	40397	No
82	GOM_NL__2PRFIN20091121_064715_000000472084_00263_40397_1640.N1	21-NOV-2009 06:47:15	Twilight	46.500	171	2Eps Crv	3.0010	4250.0	93	40397	No
83	GOM_NL__2PRFIN20091121_065639_000000412084_00263_40397_1641.N1	21-NOV-2009 06:56:39	Dark	40.500	113	Mu Vel	2.6920	5000.0	81	40397	No
84	GOM_NL__2PRFIN20091121_070330_000000422084_00264_40398_1637.N1	21-NOV-2009 07:03:30	Dark	42.000	41	Eps Car	1.8600	4100.0	84	40398	No
85	GOM_NL__2PRFIN20091121_070607_000000472084_00264_40398_1638.N1	21-NOV-2009 07:06:07	Dark	47.000	70	Zet Pup	2.2460	39000.	94	40398	No
86	GOM_NL__2PRFIN20091121_070901_000000462084_00264_40398_1639.N1	21-NOV-2009 07:09:01	Dark	45.500	2	Alp Car	-0.73600	7000.0	91	40398	No
87	GOM_NL__2PRFIN20091121_071539_000000532084_00264_40398_1640.N1	21-NOV-2009 07:15:39	Dark	53.000	108	Alp Col	2.6520	15200.	106	40398	No
88	GOM_NL__2PRFIN20091121_072418_000000492084_00264_40398_1641.N1	21-NOV-2009 07:24:18	Straylight	48.500	165	34Gam Eri	2.9500	3200.0	97	40398	No
89	GOM_NL__2PRFIN20091121_072946_000000452084_00264_40398_1642.N1	21-NOV-2009 07:29:46	Twilight_and_stray	44.500	94	92Alp Cet	2.5260	3100.0	89	40398	No
90	GOM_NL__2PRFIN20091121_073616_000000412084_00264_40398_1643.N1	21-NOV-2009 07:36:16	Bright	41.000	146	25Eta Tau	2.8730	15200.	82	40398	No
91	GOM_NL__2PRFIN20091121_073849_000000432084_00264_40398_1644.N1	21-NOV-2009 07:38:49	Bright	43.000	150	44Zet Per	2.8900	28000.	86	40398	No
92	GOM_NL__2PRFIN20091121_074036_000000402084_00264_40398_1645.N1	21-NOV-2009 07:40:36	Bright	39.500	79	26Bet Per	2.3100	13100.	79	40398	No
93	GOM_NL__2PRFIN20091121_074309_000000402084_00264_40398_1646.N1	21-NOV-2009 07:43:09	Bright	40.000	175	39Del Per	3.0100	19400.	80	40398	No
94	GOM_NL__2PRFIN20091121_080116_000000452084_00264_40398_1647.N1	21-NOV-2009 08:01:16	Bright	45.000	36	50Alp UMa	1.8000	6300.0	90	40398	No
95	GOM_NL__2PRFIN20091121_080254_000000462084_00264_40398_1648.N1	21-NOV-2009 08:02:54	Bright	46.000	82	48Bet UMa	2.3650	10600.	92	40398	No
96	GOM_NL__2PRFIN20091121_080421_000000422084_00264_40398_1649.N1	21-NOV-2009 08:04:21	Bright	42.000	87	64Gam UMa	2.4330	11000.	84	40398	No
97	GOM_NL__2PRFIN20091121_080707_000000442084_00264_40398_1650.N1	21-NOV-2009 08:07:07	Bright	43.500	174	52Psi UMa	3.0040	4400.0	87	40398	No
98	GOM_NL__2PRFIN20091121_080910_000000352084_00264_40398_1651.N1	21-NOV-2009 08:09:10	Bright	35.000	152	12Alp2CVn	2.8900	11000.	70	40398	No
99	GOM_NL__2PRFIN20091121_081737_000000472084_00264_40398_1652.N1	21-NOV-2009 08:17:37	Bright	47.000	62	94Bet Leo	2.1360	9700.0	94	40398	No
100	GOM_NL__2PRFIN20091121_082105_000000382084_00264_40398_1653.N1	21-NOV-2009 08:21:05	Bright	38.000	121	29Gam Vir	2.7400	7200.0	76	40398	No
101	GOM_NL__2PRFIN20091121_082619_000000442084_00264_40398_1654.N1	21-NOV-2009 08:26:19	Twilight_and_stray	43.500	100	4Gam Crv	2.5800	13100.	87	40398	No

102	GOM_NL_2PRFIN20091121_082752_000000452084_00264_40398_1655.N1	21-NOV-2009 08:27:52	Twilight	45.000	171	2Eps Crv	3.0010	4250.0	90	40398	No
103	GOM_NL_2PRFIN20091121_083716_000000432084_00264_40398_1656.N1	21-NOV-2009 08:37:16	Dark	43.000	113	Mu Vel	2.6920	5000.0	86	40398	No
104	GOM_NL_2PRFIN20091121_084407_000000402084_00265_40399_1646.N1	21-NOV-2009 08:44:07	Dark	40.000	41	Eps Car	1.8600	4100.0	80	40399	No
105	GOM_NL_2PRFIN20091121_084644_000000472084_00265_40399_1647.N1	21-NOV-2009 08:46:44	Dark	47.000	70	Zet Pup	2.2460	39000.	94	40399	No
106	GOM_NL_2PRFIN20091121_084937_000000512084_00265_40399_1648.N1	21-NOV-2009 08:49:37	Dark	50.500	2	Alp Car	-0.73600	7000.0	101	40399	No
107	GOM_NL_2PRFIN20091121_085616_000000502084_00265_40399_1649.N1	21-NOV-2009 08:56:16	Dark	49.500	108	Alp Col	2.6520	15200.	99	40399	No
108	GOM_NL_2PRFIN20091121_090455_000000482084_00265_40399_1650.N1	21-NOV-2009 09:04:55	Straylight	47.500	165	34Gam Eri	2.9500	3200.0	95	40399	No
109	GOM_NL_2PRFIN20091121_091022_000000462084_00265_40399_1651.N1	21-NOV-2009 09:10:22	Twi_and_stray	45.500	94	92Alp Cet	2.5260	3100.0	91	40399	No
110	GOM_NL_2PRFIN20091121_091652_000000412084_00265_40399_1652.N1	21-NOV-2009 09:16:52	Bright	41.000	146	25Eta Tau	2.8730	15200.	82	40399	No
111	GOM_NL_2PRFIN20091121_091924_000000412084_00265_40399_1653.N1	21-NOV-2009 09:19:24	Bright	41.000	150	44Zet Per	2.8900	28000.	82	40399	No
112	GOM_NL_2PRFIN20091121_092112_000000382084_00265_40399_1654.N1	21-NOV-2009 09:21:12	Bright	38.000	79	26Bet Per	2.3100	13100.	76	40399	No
113	GOM_NL_2PRFIN20091121_092345_000000402084_00265_40399_1655.N1	21-NOV-2009 09:23:45	Bright	40.000	175	39Del Per	3.0100	19400.	80	40399	No
114	GOM_NL_2PRFIN20091121_094152_000000432084_00265_40399_1656.N1	21-NOV-2009 09:41:52	Bright	43.000	36	50Alp UMa	1.8000	6300.0	86	40399	No
115	GOM_NL_2PRFIN20091121_094330_000000422084_00265_40399_1657.N1	21-NOV-2009 09:43:30	Bright	42.000	82	48Bet UMa	2.3650	10600.	84	40399	No
116	GOM_NL_2PRFIN20091121_094457_000000392084_00265_40399_1658.N1	21-NOV-2009 09:44:57	Bright	39.000	87	64Gam UMa	2.4330	11000.	78	40399	No
117	GOM_NL_2PRFIN20091121_094743_000000562084_00265_40399_1659.N1	21-NOV-2009 09:47:43	Bright	55.500	174	52Psi UMa	3.0040	4400.0	111	40399	No
118	GOM_NL_2PRFIN20091121_094946_000000362084_00265_40399_1660.N1	21-NOV-2009 09:49:46	Bright	36.000	152	12Alp2CVn	2.8900	11000.	72	40399	No
119	GOM_NL_2PRFIN20091121_095813_000000482084_00265_40399_1661.N1	21-NOV-2009 09:58:13	Bright	47.500	62	94Bet Leo	2.1360	9700.0	95	40399	No
120	GOM_NL_2PRFIN20091121_100141_000000392084_00265_40399_1662.N1	21-NOV-2009 10:01:41	Bright	39.000	121	29Gam Vir	2.7400	7200.0	78	40399	No
121	GOM_NL_2PRFIN20091121_100656_000000422084_00265_40399_1663.N1	21-NOV-2009 10:06:56	Twi_and_stray	41.500	100	4Gam Crv	2.5800	13100.	83	40399	No
122	GOM_NL_2PRFIN20091121_100829_000000462084_00265_40399_1664.N1	21-NOV-2009 10:08:29	Twilight	46.000	171	2Eps Crv	3.0010	4250.0	92	40399	No
123	GOM_NL_2PRFIN20091121_101752_000000422084_00265_40399_1665.N1	21-NOV-2009 10:17:52	Dark	42.000	113	Mu Vel	2.6920	5000.0	84	40399	No
124	GOM_NL_2PRFIN20091121_102444_000000442084_00266_40400_1664.N1	21-NOV-2009 10:24:44	Dark	44.000	41	Eps Car	1.8600	4100.0	88	40400	No
125	GOM_NL_2PRFIN20091121_102721_000000462084_00266_40400_1665.N1	21-NOV-2009 10:27:21	Dark	46.000	70	Zet Pup	2.2460	39000.	92	40400	No
126	GOM_NL_2PRFIN20091121_103014_000000502084_00266_40400_1666.N1	21-NOV-2009 10:30:14	Dark	49.500	2	Alp Car	-0.73600	7000.0	99	40400	No
127	GOM_NL_2PRFIN20091121_103652_000000492084_00266_40400_1667.N1	21-NOV-2009 10:36:52	Dark	49.000	108	Alp Col	2.6520	15200.	98	40400	No
128	GOM_NL_2PRFIN20091121_104530_000000502084_00266_40400_1668.N1	21-NOV-2009 10:45:30	Straylight	49.500	165	34Gam Eri	2.9500	3200.0	99	40400	No
129	GOM_NL_2PRFIN20091121_105058_000000472084_00266_40400_1669.N1	21-NOV-2009 10:50:58	Twi_and_stray	47.000	94	92Alp Cet	2.5260	3100.0	94	40400	No
130	GOM_NL_2PRFIN20091121_105727_000000422084_00266_40400_1670.N1	21-NOV-2009 10:57:27	Bright	42.000	146	25Eta Tau	2.8730	15200.	84	40400	No
131	GOM_NL_2PRFIN20091121_110000_000000432084_00266_40400_1671.N1	21-NOV-2009 11:00:00	Bright	43.000	150	44Zet Per	2.8900	28000.	86	40400	No
132	GOM_NL_2PRFIN20091121_110147_000000382084_00266_40400_1672.N1	21-NOV-2009 11:01:47	Bright	38.000	79	26Bet Per	2.3100	13100.	76	40400	No
133	GOM_NL_2PRFIN20091121_110420_000000392084_00266_40400_1673.N1	21-NOV-2009 11:04:20	Bright	39.000	175	39Del Per	3.0100	19400.	78	40400	No
134	GOM_NL_2PRFIN20091121_112227_000000402084_00266_40400_1674.N1	21-NOV-2009 11:22:27	Bright	40.000	36	50Alp UMa	1.8000	6300.0	80	40400	No
135	GOM_NL_2PRFIN20091121_112406_000000472084_00266_40400_1675.N1	21-NOV-2009 11:24:06	Bright	46.500	82	48Bet UMa	2.3650	10600.	93	40400	No
136	GOM_NL_2PRFIN20091121_112533_000000412084_00266_40400_1676.N1	21-NOV-2009 11:25:33	Bright	40.500	87	64Gam UMa	2.4330	11000.	81	40400	No
137	GOM_NL_2PRFIN20091121_112818_000000472084_00266_40400_1677.N1	21-NOV-2009 11:28:18	Bright	47.000	174	52Psi UMa	3.0040	4400.0	94	40400	No
138	GOM_NL_2PRFIN20091121_113022_000000352084_00266_40400_1678.N1	21-NOV-2009 11:30:22	Bright	34.500	152	12Alp2CVn	2.8900	11000.	69	40400	No
139	GOM_NL_2PRFIN20091121_113849_000000482084_00266_40400_1679.N1	21-NOV-2009 11:38:49	Bright	48.000	62	94Bet Leo	2.1360	9700.0	96	40400	No
140	GOM_NL_2PRFIN20091121_114218_000000402084_00266_40400_1680.N1	21-NOV-2009 11:42:18	Bright	39.500	121	29Gam Vir	2.7400	7200.0	79	40400	No
141	GOM_NL_2PRFIN20091121_114732_000000432084_00266_40400_1681.N1	21-NOV-2009 11:47:32	Twi_and_stray	43.000	100	4Gam Crv	2.5800	13100.	86	40400	No
142	GOM_NL_2PRFIN20091121_114905_000000462084_00266_40400_1682.N1	21-NOV-2009 11:49:05	Twilight	46.000	171	2Eps Crv	3.0010	4250.0	92	40400	No
143	GOM_NL_2PRFIN20091121_120520_000000442084_00267_40401_1669.N1	21-NOV-2009 12:05:20	Dark	43.500	41	Eps Car	1.8600	4100.0	87	40401	No
144	GOM_NL_2PRFIN20091121_120759_000000462084_00267_40401_1670.N1	21-NOV-2009 12:07:59	Dark	46.000	70	Zet Pup	2.2460	39000.	92	40401	No
145	GOM_NL_2PRFIN20091121_121050_000000602084_00267_40401_1671.N1	21-NOV-2009 12:10:50	Dark	60.000	2	Alp Car	-0.73600	7000.0	120	40401	No
146	GOM_NL_2PRFIN20091121_121728_000000532084_00267_40401_1672.N1	21-NOV-2009 12:17:28	Dark	53.000	108	Alp Col	2.6520	15200.	106	40401	No
147	GOM_NL_2PRFIN20091121_122606_000000492084_00267_40401_1673.N1	21-NOV-2009 12:26:06	Straylight	48.500	165	34Gam Eri	2.9500	3200.0	97	40401	No
148	GOM_NL_2PRFIN20091121_123134_000000462084_00267_40401_1674.N1	21-NOV-2009 12:31:34	Twi_and_stray	46.000	94	92Alp Cet	2.5260	3100.0	92	40401	No
149	GOM_NL_2PRFIN20091121_123803_000000432084_00267_40401_1675.N1	21-NOV-2009 12:38:03	Bright	42.500	146	25Eta Tau	2.8730	15200.	85	40401	No
150	GOM_NL_2PRFIN20091121_124035_000000422084_00267_40401_1676.N1	21-NOV-2009 12:40:35	Bright	42.000	150	44Zet Per	2.8900	28000.	84	40401	No
151	GOM_NL_2PRFIN20091121_124223_000000392084_00267_40401_1677.N1	21-NOV-2009 12:42:23	Bright	39.000	79	26Bet Per	2.3100	13100.	78	40401	No
152	GOM_NL_2PRFIN20091121_124456_000000392084_00267_40401_1678.N1	21-NOV-2009 12:44:56	Bright	38.500	175	39Del Per	3.0100	19400.	77	40401	No
153	GOM_NL_2PRFIN20091121_130303_000000432084_00267_40401_1679.N1	21-NOV-2009 13:03:03	Bright	42.500	36	50Alp UMa	1.8000	6300.0	85	40401	No
154	GOM_NL_2PRFIN20091121_130441_000000432084_00267_40401_1680.N1	21-NOV-2009 13:04:41	Bright	43.000	82	48Bet UMa	2.3650	10600.	86	40401	No
155	GOM_NL_2PRFIN20091121_130609_000000392084_00267_40401_1681.N1	21-NOV-2009 13:06:09	Bright	39.000	87	64Gam UMa	2.4330	11000.	78	40401	No
156	GOM_NL_2PRFIN20091121_130854_000000442084_00267_40401_1682.N1	21-NOV-2009 13:08:54	Bright	43.500	174	52Psi UMa	3.0040	4400.0	87	40401	No
157	GOM_NL_2PRFIN20091121_131058_000000552084_00267_40401_1683.N1	21-NOV-2009 13:10:58	Bright	55.000	152	12Alp2CVn	2.8900	11000.	110	40401	No
158	GOM_NL_2PRFIN20091121_131926_000000442084_00267_40401_1684.N1	21-NOV-2009 13:19:26	Bright	43.500	62	94Bet Leo	2.1360	9700.0	87	40401	No
159	GOM_NL_2PRFIN20091121_132254_000000562084_00267_40401_1685.N1	21-NOV-2009 13:22:54	Bright	56.000	121	29Gam Vir	2.7400	7200.0	112	40401	No
160	GOM_NL_2PRFIN20091121_132809_000000462084_00267_40401_1686.N1	21-NOV-2009 13:28:09	Twi_and_stray	46.000	100	4Gam Crv	2.5800	13100.	92	40401	No

161	GOM_NL__2PRFIN20091121_132941_000000452084_00267_40401_1687.N1	21-NOV-2009 13:29:41	Twilight	45.000	171	2Eps Crv	3.0010	4250.0	90	40401	No
162	GOM_NL__2PRFIN20091121_134557_000000452084_00268_40402_1683.N1	21-NOV-2009 13:45:57	Dark	45.000	41	Eps Car	1.8600	4100.0	90	40402	No
163	GOM_NL__2PRFIN20091121_134836_000000462084_00268_40402_1684.N1	21-NOV-2009 13:48:36	Dark	46.000	70	Zet Pup	2.2460	39000.	92	40402	No
164	GOM_NL__2PRFIN20091121_135127_000000592084_00268_40402_1685.N1	21-NOV-2009 13:51:27	Dark	59.000	2	Alp Car	-0.73600	7000.0	118	40402	No
165	GOM_NL__2PRFIN20091121_135805_000000512084_00268_40402_1686.N1	21-NOV-2009 13:58:05	Dark	51.000	108	Alp Col	2.6520	15200.	102	40402	No
166	GOM_NL__2PRFIN20091121_140642_000000482084_00268_40402_1687.N1	21-NOV-2009 14:06:42	Straylight	48.000	165	34Gam Eri	2.9500	3200.0	96	40402	No
167	GOM_NL__2PRFIN20091121_141209_000000472084_00268_40402_1688.N1	21-NOV-2009 14:12:09	Tw_i_and_stray	47.000	94	92Alp Cet	2.5260	3100.0	94	40402	No
168	GOM_NL__2PRFIN20091121_141838_000000422084_00268_40402_1689.N1	21-NOV-2009 14:18:38	Bright	41.500	146	25Eta Tau	2.8730	15200.	83	40402	No
169	GOM_NL__2PRFIN20091121_142111_000000412084_00268_40402_1690.N1	21-NOV-2009 14:21:11	Bright	41.000	150	44Zet Per	2.8900	28000.	82	40402	No
170	GOM_NL__2PRFIN20091121_142259_000000382084_00268_40402_1691.N1	21-NOV-2009 14:22:59	Bright	37.500	79	26Bet Per	2.3100	13100.	75	40402	No
171	GOM_NL__2PRFIN20091121_142531_000000392084_00268_40402_1692.N1	21-NOV-2009 14:25:31	Bright	38.500	175	39Del Per	3.0100	19400.	77	40402	No
172	GOM_NL__2PRFIN20091121_144339_000000442084_00268_40402_1693.N1	21-NOV-2009 14:43:39	Bright	44.000	36	50Alp UMa	1.8000	6300.0	88	40402	No
173	GOM_NL__2PRFIN20091121_144517_000000432084_00268_40402_1694.N1	21-NOV-2009 14:45:17	Bright	43.000	82	48Bet UMa	2.3650	10600.	86	40402	No
174	GOM_NL__2PRFIN20091121_144645_000000392084_00268_40402_1695.N1	21-NOV-2009 14:46:45	Bright	38.500	87	64Gam UMa	2.4330	11000.	77	40402	No
175	GOM_NL__2PRFIN20091121_144930_000000502084_00268_40402_1696.N1	21-NOV-2009 14:49:30	Bright	49.500	174	52Psi UMa	3.0040	4400.0	99	40402	No
176	GOM_NL__2PRFIN20091121_145134_000000552084_00268_40402_1697.N1	21-NOV-2009 14:51:34	Bright	55.000	152	12Alp2CVn	2.8900	11000.	110	40402	No
177	GOM_NL__2PRFIN20091121_150002_000000492084_00268_40402_1698.N1	21-NOV-2009 15:00:02	Bright	49.000	62	94Bet Leo	2.1360	9700.0	98	40402	No
178	GOM_NL__2PRFIN20091121_150331_000000562084_00268_40402_1699.N1	21-NOV-2009 15:03:31	Bright	56.000	121	29Gam Vir	2.7400	7200.0	112	40402	No
179	GOM_NL__2PRFIN20091121_150846_000000422084_00268_40402_1700.N1	21-NOV-2009 15:08:46	Tw_i_and_stray	42.000	100	4Gam Crv	2.5800	13100.	84	40402	No
180	GOM_NL__2PRFIN20091121_151018_000000482084_00268_40402_1701.N1	21-NOV-2009 15:10:18	Twilight	47.500	171	2Eps Crv	3.0010	4250.0	95	40402	No
181	GOM_NL__2PRFIN20091121_151942_000000522084_00268_40402_1702.N1	21-NOV-2009 15:19:42	Dark	52.000	113	Mu Vel	2.6920	5000.0	104	40402	No
182	GOM_NL__2PRFIN20091121_152633_000000442084_00269_40403_1695.N1	21-NOV-2009 15:26:33	Dark	43.500	41	Eps Car	1.8600	4100.0	87	40403	No
183	GOM_NL__2PRFIN20091121_152913_000000462084_00269_40403_1696.N1	21-NOV-2009 15:29:13	Dark	46.000	70	Zet Pup	2.2460	39000.	92	40403	No
184	GOM_NL__2PRFIN20091121_153203_000000562084_00269_40403_1697.N1	21-NOV-2009 15:32:03	Dark	56.000	2	Alp Car	-0.73600	7000.0	112	40403	No
185	GOM_NL__2PRFIN20091121_153841_000000522084_00269_40403_1698.N1	21-NOV-2009 15:38:41	Dark	51.500	108	Alp Col	2.6520	15200.	103	40403	No
186	GOM_NL__2PRFIN20091121_154718_000000472084_00269_40403_1699.N1	21-NOV-2009 15:47:18	Straylight	46.500	165	34Gam Eri	2.9500	3200.0	93	40403	No
187	GOM_NL__2PRFIN20091121_155245_000000462084_00269_40403_1700.N1	21-NOV-2009 15:52:45	Tw_i_and_stray	45.500	94	92Alp Cet	2.5260	3100.0	91	40403	No
188	GOM_NL__2PRFIN20091121_155914_000000422084_00269_40403_1701.N1	21-NOV-2009 15:59:14	Bright	42.000	146	25Eta Tau	2.8730	15200.	84	40403	No
189	GOM_NL__2PRFIN20091121_160146_000000412084_00269_40403_1702.N1	21-NOV-2009 16:01:46	Bright	41.000	150	44Zet Per	2.8900	28000.	82	40403	No
190	GOM_NL__2PRFIN20091121_160334_000000382084_00269_40403_1703.N1	21-NOV-2009 16:03:34	Bright	38.000	79	26Bet Per	2.3100	13100.	76	40403	No
191	GOM_NL__2PRFIN20091121_160607_000000382084_00269_40403_1704.N1	21-NOV-2009 16:06:07	Bright	38.000	175	39Del Per	3.0100	19400.	76	40403	No
192	GOM_NL__2PRFIN20091121_162414_000000602084_00269_40403_1705.N1	21-NOV-2009 16:24:14	Bright	60.000	36	50Alp UMa	1.8000	6300.0	120	40403	No
193	GOM_NL__2PRFIN20091121_162552_000000412084_00269_40403_1706.N1	21-NOV-2009 16:25:52	Bright	41.000	82	48Bet UMa	2.3650	10600.	82	40403	No
194	GOM_NL__2PRFIN20091121_162721_000000592084_00269_40403_1707.N1	21-NOV-2009 16:27:21	Bright	59.000	87	64Gam UMa	2.4330	11000.	118	40403	No
195	GOM_NL__2PRFIN20091121_163006_000000582084_00269_40403_1708.N1	21-NOV-2009 16:30:06	Bright	57.500	174	52Psi UMa	3.0040	4400.0	115	40403	No
196	GOM_NL__2PRFIN20091121_163210_000000552084_00269_40403_1709.N1	21-NOV-2009 16:32:10	Bright	55.000	152	12Alp2CVn	2.8900	11000.	110	40403	No
197	GOM_NL__2PRFIN20091121_164039_000000662084_00269_40403_1710.N1	21-NOV-2009 16:40:39	Bright	66.000	62	94Bet Leo	2.1360	9700.0	132	40403	No
198	GOM_NL__2PRFIN20091121_164407_000000382084_00269_40403_1711.N1	21-NOV-2009 16:44:07	Bright	37.500	121	29Gam Vir	2.7400	7200.0	75	40403	No
199	GOM_NL__2PRFIN20091121_164922_000000432084_00269_40403_1712.N1	21-NOV-2009 16:49:22	Tw_i_and_stray	43.000	100	4Gam Crv	2.5800	13100.	86	40403	No
200	GOM_NL__2PRFIN20091121_165055_000000442084_00269_40403_1713.N1	21-NOV-2009 16:50:55	Twilight	44.000	171	2Eps Crv	3.0010	4250.0	88	40403	No
201	GOM_NL__2PRFIN20091121_170019_000000512084_00269_40403_1714.N1	21-NOV-2009 17:00:19	Dark	51.000	113	Mu Vel	2.6920	5000.0	102	40403	No
202	GOM_NL__2PRFIN20091121_170710_000000472084_00270_40404_1704.N1	21-NOV-2009 17:07:10	Dark	46.500	41	Eps Car	1.8600	4100.0	93	40404	No
203	GOM_NL__2PRFIN20091121_170950_000000462084_00270_40404_1705.N1	21-NOV-2009 17:09:50	Dark	46.000	70	Zet Pup	2.2460	39000.	92	40404	No
204	GOM_NL__2PRFIN20091121_171240_000000582084_00270_40404_1706.N1	21-NOV-2009 17:12:40	Dark	58.000	2	Alp Car	-0.73600	7000.0	116	40404	No
205	GOM_NL__2PRFIN20091121_171918_000000512084_00270_40404_1707.N1	21-NOV-2009 17:19:18	Dark	51.000	108	Alp Col	2.6520	15200.	102	40404	No
206	GOM_NL__2PRFIN20091121_172754_000000492084_00270_40404_1708.N1	21-NOV-2009 17:27:54	Straylight	49.000	165	34Gam Eri	2.9500	3200.0	98	40404	No
207	GOM_NL__2PRFIN20091121_173321_000000462084_00270_40404_1709.N1	21-NOV-2009 17:33:21	Tw_i_and_stray	45.500	94	92Alp Cet	2.5260	3100.0	91	40404	No
208	GOM_NL__2PRFIN20091121_173949_000000422084_00270_40404_1710.N1	21-NOV-2009 17:39:49	Bright	42.000	146	25Eta Tau	2.8730	15200.	84	40404	No
209	GOM_NL__2PRFIN20091121_174221_000000432084_00270_40404_1711.N1	21-NOV-2009 17:42:21	Bright	42.500	150	44Zet Per	2.8900	28000.	85	40404	No
210	GOM_NL__2PRFIN20091121_174410_000000392084_00270_40404_1712.N1	21-NOV-2009 17:44:10	Bright	38.500	79	26Bet Per	2.3100	13100.	77	40404	No
211	GOM_NL__2PRFIN20091121_174643_000000392084_00270_40404_1713.N1	21-NOV-2009 17:46:43	Bright	39.000	175	39Del Per	3.0100	19400.	78	40404	No
212	GOM_NL__2PRFIN20091121_180450_000000482084_00270_40404_1714.N1	21-NOV-2009 18:04:50	Bright	47.500	36	50Alp UMa	1.8000	6300.0	95	40404	No
213	GOM_NL__2PRFIN20091121_180628_000000442084_00270_40404_1715.N1	21-NOV-2009 18:06:28	Bright	43.500	82	48Bet UMa	2.3650	10600.	87	40404	No
214	GOM_NL__2PRFIN20091121_180756_000000442084_00270_40404_1716.N1	21-NOV-2009 18:07:56	Bright	44.000	87	64Gam UMa	2.4330	11000.	88	40404	No
215	GOM_NL__2PRFIN20091121_181041_000000482084_00270_40404_1717.N1	21-NOV-2009 18:10:41	Bright	48.000	174	52Psi UMa	3.0040	4400.0	96	40404	No
216	GOM_NL__2PRFIN20091121_181246_000000382084_00270_40404_1718.N1	21-NOV-2009 18:12:46	Bright	37.500	152	12Alp2CVn	2.8900	11000.	75	40404	No
217	GOM_NL__2PRFIN20091121_182115_000000492084_00270_40404_1719.N1	21-NOV-2009 18:21:15	Bright	49.000	62	94Bet Leo	2.1360	9700.0	98	40404	No
218	GOM_NL__2PRFIN20091121_182443_000000362084_00270_40404_1720.N1	21-NOV-2009 18:24:43	Bright	36.000	121	29Gam Vir	2.7400	7200.0	72	40404	No
219	GOM_NL__2PRFIN20091121_182958_000000452084_00270_40404_1721.N1	21-NOV-2009 18:29:58	Tw_i_and_stray	44.500	100	4Gam Crv	2.5800	13100.	89	40404	No

220	GOM_NL__2PRFIN20091121_183131_000000432084_00270_40404_1722.N1	21-NOV-2009 18:31:31	Twilight	42.500	171	2Eps Crv	3.0010	4250.0	85	40404	No
221	GOM_NL__2PRFIN20091121_184055_000000442084_00270_40404_1723.N1	21-NOV-2009 18:40:55	Dark	43.500	113	Mu Vel	2.6920	5000.0	87	40404	No
222	GOM_NL__2PRFIN20091121_184746_000000522084_00271_40405_1733.N1	21-NOV-2009 18:47:46	Dark	52.000	41	Eps Car	1.8600	4100.0	104	40405	No
223	GOM_NL__2PRFIN20091121_185027_000000462084_00271_40405_1734.N1	21-NOV-2009 18:50:27	Dark	46.000	70	Zet Pup	2.2460	39000.	92	40405	No
224	GOM_NL__2PRFIN20091121_185316_000000472084_00271_40405_1735.N1	21-NOV-2009 18:53:16	Dark	46.500	2	Alp Car	-0.73600	7000.0	93	40405	No
225	GOM_NL__2PRFIN20091121_185955_000000512084_00271_40405_1736.N1	21-NOV-2009 18:59:55	Dark	51.000	108	Alp Col	2.6520	15200.	102	40405	No
226	GOM_NL__2PRFIN20091121_190831_000000482084_00271_40405_1737.N1	21-NOV-2009 19:08:31	Straylight	47.500	165	34Gam Eri	2.9500	3200.0	95	40405	No
227	GOM_NL__2PRFIN20091121_191357_000000462084_00271_40405_1738.N1	21-NOV-2009 19:13:57	Tw_i_and_stray	46.000	94	92Alp Cet	2.5260	3100.0	92	40405	No
228	GOM_NL__2PRFIN20091121_192025_000000412084_00271_40405_1739.N1	21-NOV-2009 19:20:25	Bright	41.000	146	25Eta Tau	2.8730	15200.	82	40405	No
229	GOM_NL__2PRFIN20091121_192257_000000442084_00271_40405_1740.N1	21-NOV-2009 19:22:57	Bright	43.500	150	44Zet Per	2.8900	28000.	87	40405	No
230	GOM_NL__2PRFIN20091121_192446_000000412084_00271_40405_1741.N1	21-NOV-2009 19:24:46	Bright	40.500	79	26Bet Per	2.3100	13100.	81	40405	No
231	GOM_NL__2PRFIN20091121_192718_000000382084_00271_40405_1742.N1	21-NOV-2009 19:27:18	Bright	38.000	175	39Del Per	3.0100	19400.	76	40405	No
232	GOM_NL__2PRFIN20091121_194525_000000472084_00271_40405_1743.N1	21-NOV-2009 19:45:25	Bright	46.500	36	50Alp UMa	1.8000	6300.0	93	40405	No
233	GOM_NL__2PRFIN20091121_194704_000000492084_00271_40405_1744.N1	21-NOV-2009 19:47:04	Bright	48.500	82	48Bet UMa	2.3650	10600.	97	40405	No
234	GOM_NL__2PRFIN20091121_194832_000000592084_00271_40405_1745.N1	21-NOV-2009 19:48:32	Bright	59.000	87	64Gam UMa	2.4330	11000.	118	40405	No
235	GOM_NL__2PRFIN20091121_195117_000000512084_00271_40405_1746.N1	21-NOV-2009 19:51:17	Bright	50.500	174	52Psi UMa	3.0040	4400.0	101	40405	No
236	GOM_NL__2PRFIN20091121_195322_000000552084_00271_40405_1747.N1	21-NOV-2009 19:53:22	Bright	55.000	152	12Alp2CVn	2.8900	11000.	110	40405	No
237	GOM_NL__2PRFIN20091121_200151_000000662084_00271_40405_1748.N1	21-NOV-2009 20:01:51	Bright	66.000	62	94Bet Leo	2.1360	9700.0	132	40405	No
238	GOM_NL__2PRFIN20091121_200520_000000402084_00271_40405_1749.N1	21-NOV-2009 20:05:20	Bright	39.500	121	29Gam Vir	2.7400	7200.0	79	40405	No
239	GOM_NL__2PRFIN20091121_201035_000000422084_00271_40405_1750.N1	21-NOV-2009 20:10:35	Tw_i_and_stray	41.500	100	4Gam Crv	2.5800	13100.	83	40405	No
240	GOM_NL__2PRFIN20091121_201208_000000462084_00271_40405_1751.N1	21-NOV-2009 20:12:08	Twilight	45.500	171	2Eps Crv	3.0010	4250.0	91	40405	No
241	GOM_NL__2PRFIN20091121_202132_000000452084_00271_40405_1752.N1	21-NOV-2009 20:21:32	Dark	45.000	113	Mu Vel	2.6920	5000.0	90	40405	No
242	GOM_NL__2PRFIN20091121_202823_000000452084_00272_40406_1742.N1	21-NOV-2009 20:28:23	Dark	44.500	41	Eps Car	1.8600	4100.0	89	40406	No
243	GOM_NL__2PRFIN20091121_203104_000000462084_00272_40406_1743.N1	21-NOV-2009 20:31:04	Dark	46.000	70	Zet Pup	2.2460	39000.	92	40406	No
244	GOM_NL__2PRFIN20091121_203353_000000552084_00272_40406_1744.N1	21-NOV-2009 20:33:53	Dark	55.000	2	Alp Car	-0.73600	7000.0	110	40406	No
245	GOM_NL__2PRFIN20091121_204031_000000512084_00272_40406_1745.N1	21-NOV-2009 20:40:31	Dark	51.000	108	Alp Col	2.6520	15200.	102	40406	No
246	GOM_NL__2PRFIN20091121_204907_000000492084_00272_40406_1746.N1	21-NOV-2009 20:49:07	Straylight	49.000	165	34Gam Eri	2.9500	3200.0	98	40406	No
247	GOM_NL__2PRFIN20091121_205433_000000452084_00272_40406_1747.N1	21-NOV-2009 20:54:33	Tw_i_and_stray	45.000	94	92Alp Cet	2.5260	3100.0	90	40406	No
248	GOM_NL__2PRFIN20091121_210101_000000422084_00272_40406_1748.N1	21-NOV-2009 21:01:01	Bright	42.000	146	25Eta Tau	2.8730	15200.	84	40406	No
249	GOM_NL__2PRFIN20091121_210333_000000402084_00272_40406_1749.N1	21-NOV-2009 21:03:33	Bright	40.000	150	44Zet Per	2.8900	28000.	80	40406	No
250	GOM_NL__2PRFIN20091121_210522_000000392084_00272_40406_1750.N1	21-NOV-2009 21:05:22	Bright	39.000	79	26Bet Per	2.3100	13100.	78	40406	No
251	GOM_NL__2PRFIN20091121_210754_000000382084_00272_40406_1751.N1	21-NOV-2009 21:07:54	Bright	38.000	175	39Del Per	3.0100	19400.	76	40406	No
252	GOM_NL__2PRFIN20091121_212601_000000442084_00272_40406_1752.N1	21-NOV-2009 21:26:01	Bright	43.500	36	50Alp UMa	1.8000	6300.0	87	40406	No
253	GOM_NL__2PRFIN20091121_212740_000000422084_00272_40406_1753.N1	21-NOV-2009 21:27:40	Bright	42.000	82	48Bet UMa	2.3650	10600.	84	40406	No
254	GOM_NL__2PRFIN20091121_212908_000000392084_00272_40406_1754.N1	21-NOV-2009 21:29:08	Bright	38.500	87	64Gam UMa	2.4330	11000.	77	40406	No
255	GOM_NL__2PRFIN20091121_213358_000000472084_00272_40406_1755.N1	21-NOV-2009 21:33:58	Bright	46.500	152	12Alp2CVn	2.8900	11000.	93	40406	No
256	GOM_NL__2PRFIN20091121_214228_000000482084_00272_40406_1756.N1	21-NOV-2009 21:42:28	Bright	48.000	62	94Bet Leo	2.1360	9700.0	96	40406	No
257	GOM_NL__2PRFIN20091121_214556_000000562084_00272_40406_1757.N1	21-NOV-2009 21:45:56	Bright	55.500	121	29Gam Vir	2.7400	7200.0	111	40406	No
258	GOM_NL__2PRFIN20091121_215111_000000452084_00272_40406_1758.N1	21-NOV-2009 21:51:11	Tw_i_and_stray	45.000	100	4Gam Crv	2.5800	13100.	90	40406	No
259	GOM_NL__2PRFIN20091121_215244_000000452084_00272_40406_1759.N1	21-NOV-2009 21:52:44	Twilight	44.500	171	2Eps Crv	3.0010	4250.0	89	40406	No
260	GOM_NL__2PRFIN20091121_220208_000000492084_00272_40406_1760.N1	21-NOV-2009 22:02:08	Dark	49.000	113	Mu Vel	2.6920	5000.0	98	40406	No
261	GOM_NL__2PRFIN20091121_220900_000000552084_00273_40407_1751.N1	21-NOV-2009 22:09:00	Dark	55.000	41	Eps Car	1.8600	4100.0	110	40407	No
262	GOM_NL__2PRFIN20091121_221141_000000462084_00273_40407_1752.N1	21-NOV-2009 22:11:41	Dark	46.000	70	Zet Pup	2.2460	39000.	92	40407	No
263	GOM_NL__2PRFIN20091121_221429_000000482084_00273_40407_1753.N1	21-NOV-2009 22:14:29	Dark	47.500	2	Alp Car	-0.73600	7000.0	95	40407	No
264	GOM_NL__2PRFIN20091121_222107_000000512084_00273_40407_1754.N1	21-NOV-2009 22:21:07	Dark	51.000	108	Alp Col	2.6520	15200.	102	40407	No
265	GOM_NL__2PRFIN20091121_222943_000000472084_00273_40407_1755.N1	21-NOV-2009 22:29:43	Straylight	47.000	165	34Gam Eri	2.9500	3200.0	94	40407	No
266	GOM_NL__2PRFIN20091121_223509_000000452084_00273_40407_1756.N1	21-NOV-2009 22:35:09	Tw_i_and_stray	44.500	94	92Alp Cet	2.5260	3100.0	89	40407	No
267	GOM_NL__2PRFIN20091121_224136_000000412084_00273_40407_1757.N1	21-NOV-2009 22:41:36	Bright	40.500	146	25Eta Tau	2.8730	15200.	81	40407	No
268	GOM_NL__2PRFIN20091121_224408_000000402084_00273_40407_1758.N1	21-NOV-2009 22:44:08	Bright	40.000	150	44Zet Per	2.8900	28000.	80	40407	No
269	GOM_NL__2PRFIN20091121_224557_000000382084_00273_40407_1759.N1	21-NOV-2009 22:45:57	Bright	37.500	79	26Bet Per	2.3100	13100.	75	40407	No
270	GOM_NL__2PRFIN20091121_224829_000000382084_00273_40407_1760.N1	21-NOV-2009 22:48:29	Bright	37.500	175	39Del Per	3.0100	19400.	75	40407	No
271	GOM_NL__2PRFIN20091121_230637_000000402084_00273_40407_1761.N1	21-NOV-2009 23:06:37	Bright	40.000	36	50Alp UMa	1.8000	6300.0	80	40407	No
272	GOM_NL__2PRFIN20091121_230815_000000422084_00273_40407_1762.N1	21-NOV-2009 23:08:15	Bright	42.000	82	48Bet UMa	2.3650	10600.	84	40407	No
273	GOM_NL__2PRFIN20091121_230944_000000402084_00273_40407_1763.N1	21-NOV-2009 23:09:44	Bright	39.500	87	64Gam UMa	2.4330	11000.	79	40407	No
274	GOM_NL__2PRFIN20091121_231434_000000372084_00273_40407_1764.N1	21-NOV-2009 23:14:34	Bright	36.500	152	12Alp2CVn	2.8900	11000.	73	40407	No
275	GOM_NL__2PRFIN20091121_232304_000000492084_00273_40407_1765.N1	21-NOV-2009 23:23:04	Bright	49.000	62	94Bet Leo	2.1360	9700.0	98	40407	No
276	GOM_NL__2PRFIN20091121_232633_000000562084_00273_40407_1766.N1	21-NOV-2009 23:26:33	Bright	55.500	121	29Gam Vir	2.7400	7200.0	111	40407	No
277	GOM_NL__2PRFIN20091121_233148_000000422084_00273_40407_1767.N1	21-NOV-2009 23:31:48	Tw_i_and_stray	42.000	100	4Gam Crv	2.5800	13100.	84	40407	No
278	GOM_NL__2PRFIN20091121_233320_000000462084_00273_40407_1768.N1	21-NOV-2009 23:33:20	Twilight	45.500	171	2Eps Crv	3.0010	4250.0	91	40407	No

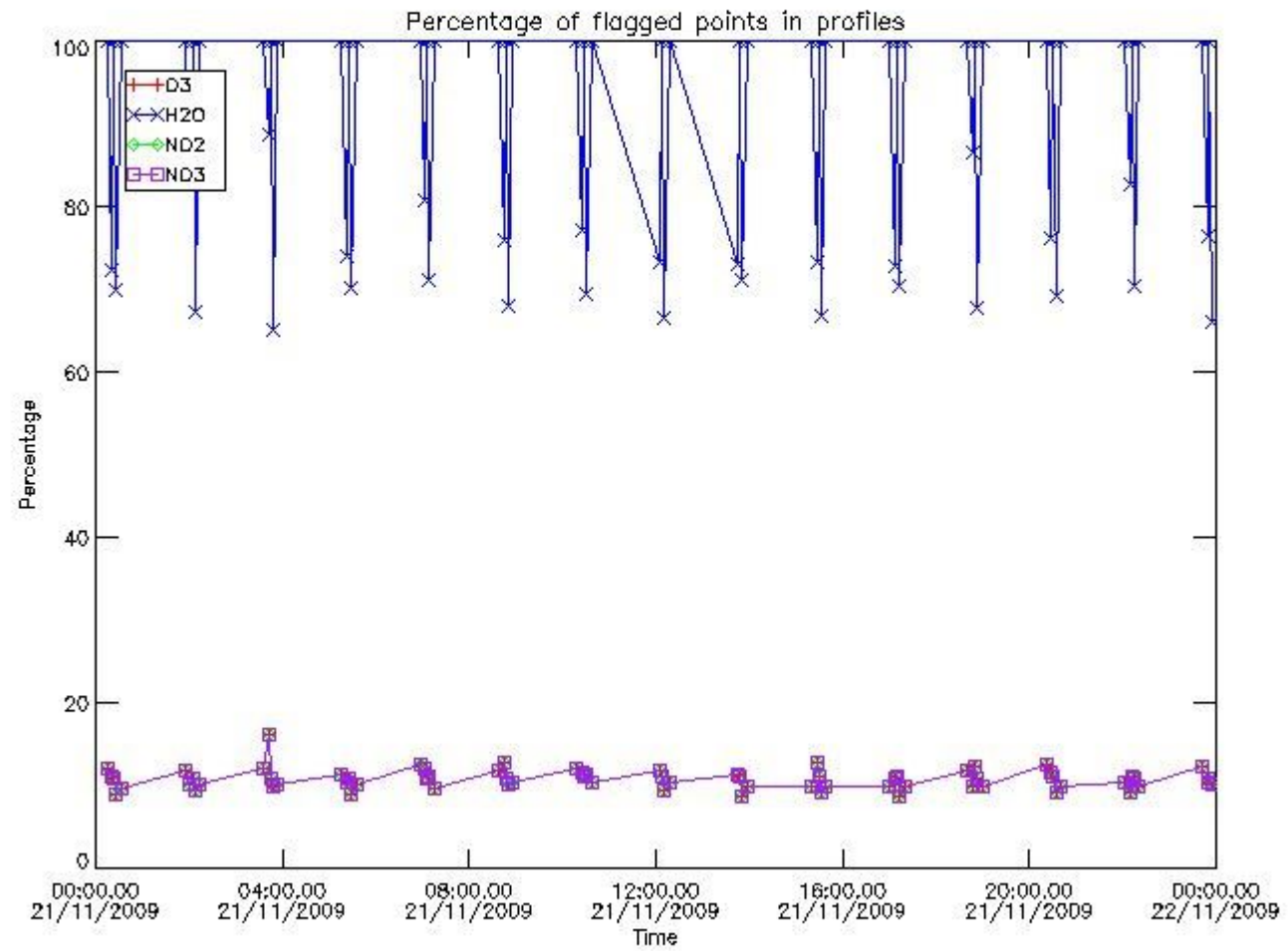


279	GOM_NL__2PRFIN20091121_234245_000000462084_00273_40407_1769.N1	21-NOV-2009 23:42:45	Dark	46.000	113	Mu Vel	2.6920	5000.0	92	40407	No
280	GOM_NL__2PRFIN20091121_234936_000000492084_00274_40408_1760.N1	21-NOV-2009 23:49:36	Dark	49.000	41	Eps Car	1.8600	4100.0	98	40408	No
281	GOM_NL__2PRFIN20091121_235058_000000482084_00274_40408_1761.N1	21-NOV-2009 23:50:58	Dark	47.500	34	Gam2Vel	1.7930	23000.	95	40408	No
282	GOM_NL__2PRFIN20091121_235506_000000552084_00274_40408_1762.N1	21-NOV-2009 23:55:06	Dark	55.000	2	Alp Car	-0.73600	7000.0	110	40408	No

### 3. Quality information per product

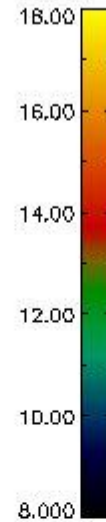
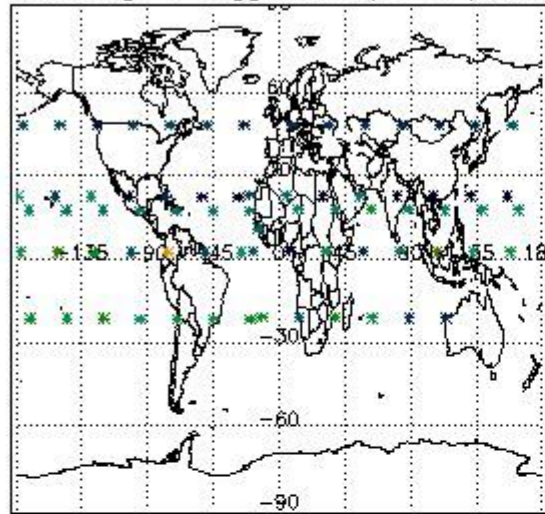
In this section it is plotted some information contained in the Quality Summary data set of the level 2 products. Only products in dark limb conditions and without errors (error flag in the MPH set to "0") are used.

#### 3.1 Plot quality information per product (time dependant)

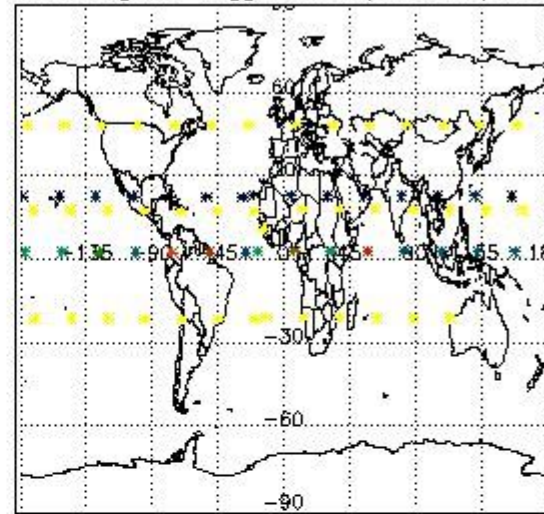


#### 3.2 Plot quality information per product (world map)

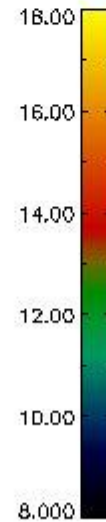
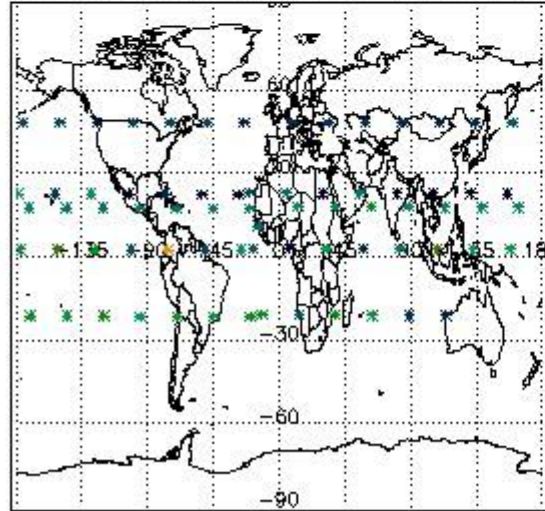
Percentage of flagged data per O3 profile



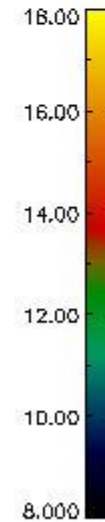
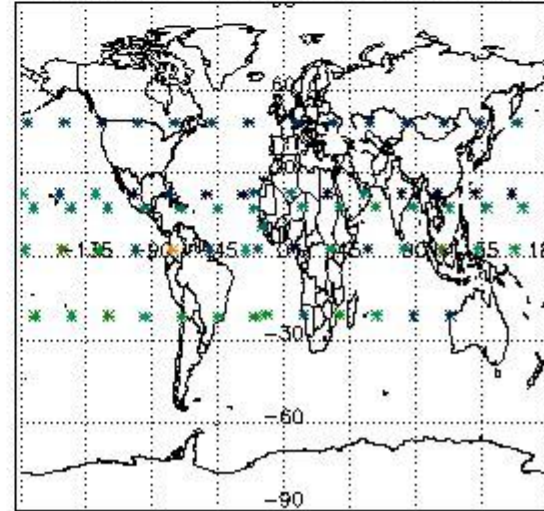
Percentage of flagged data per H2O profile



Percentage of flagged data per NO2 profile



Percentage of flagged data per NO3 profile

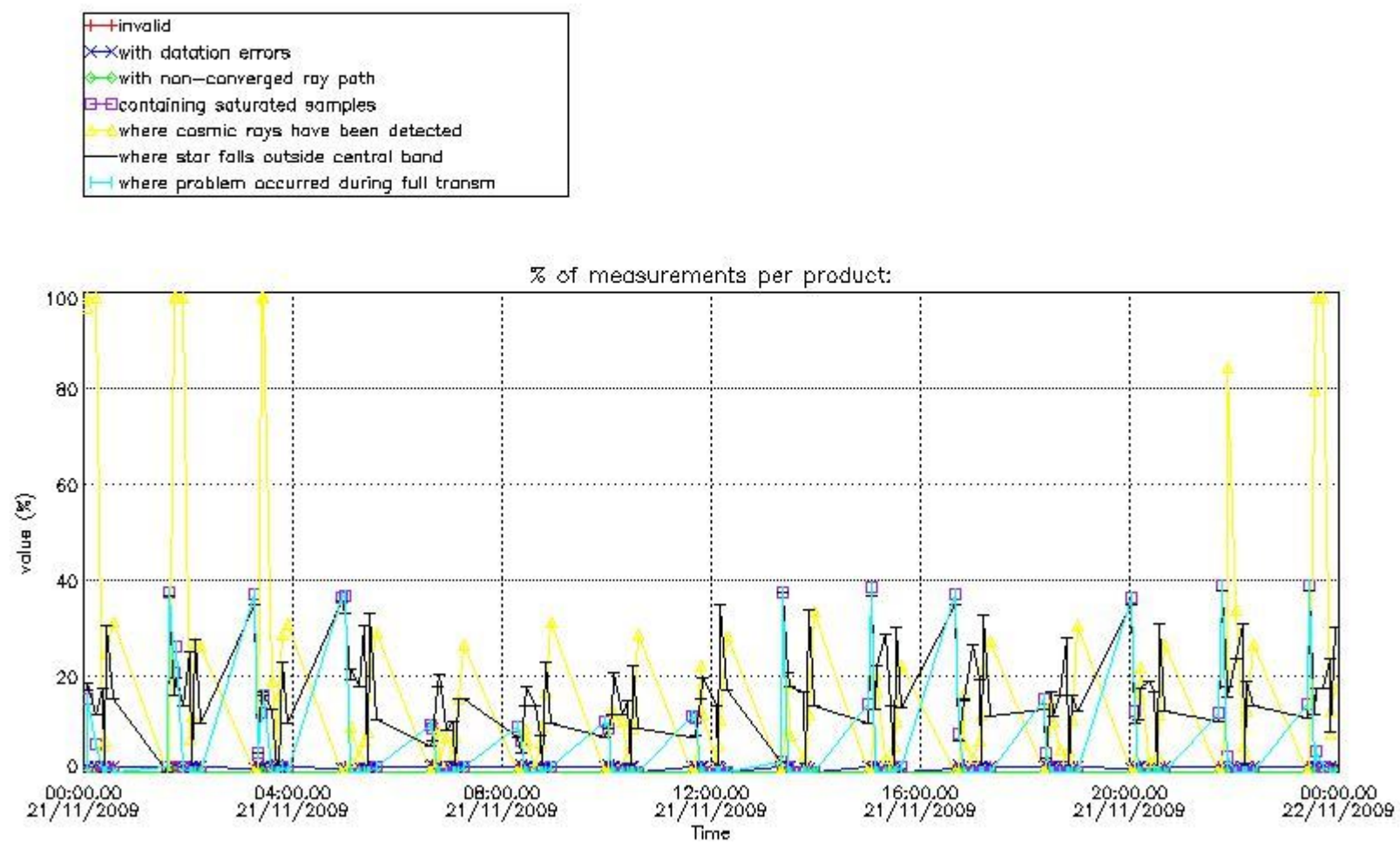


#### 4. Level 1 quality information per product

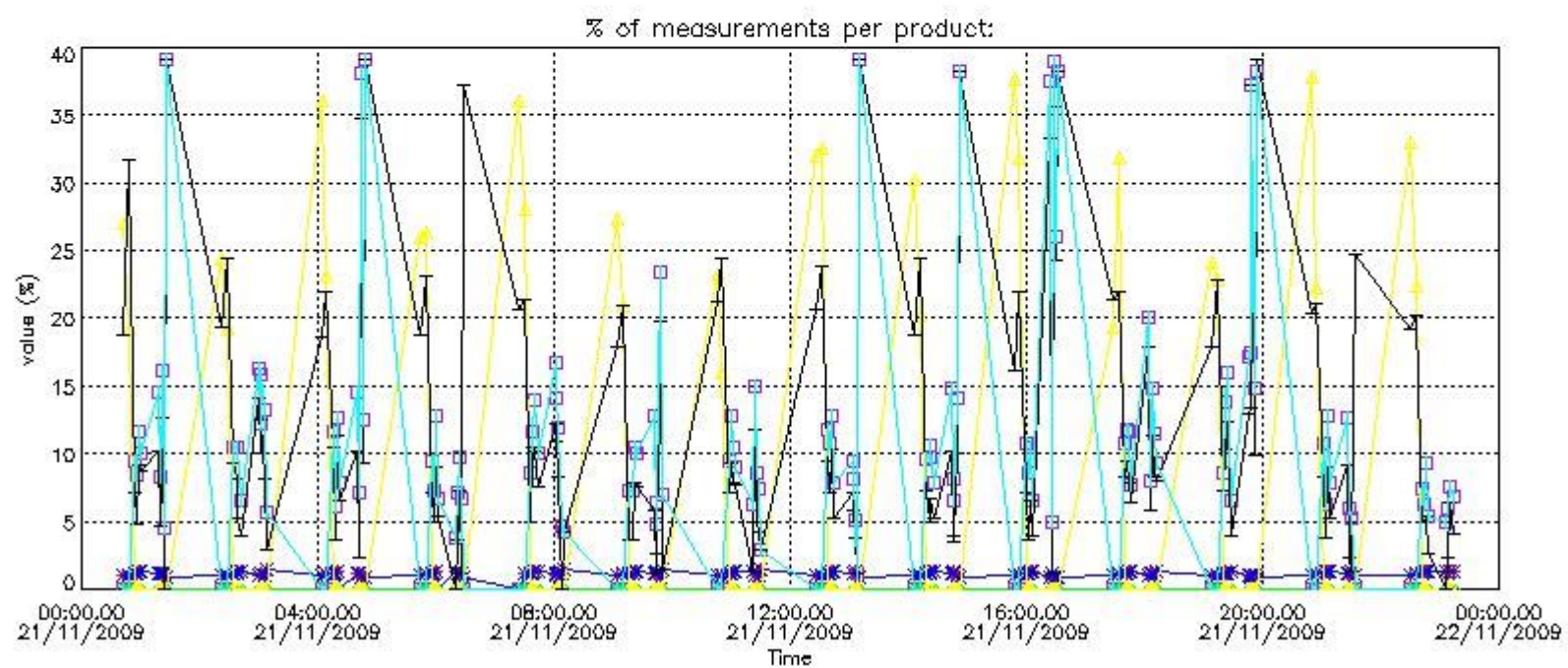
In this section it is plotted some information contained in the Quality Summary data set of the level 2 products that comes from the level 1b processing. Products without errors (error flag in the MPH set to "0") are used.

##### 4.1 Plot quality information per product (time dependant) coming from level 1b processing

###### 4.1.1 Plot level 1 quality information per product (time dependant): ENVISAT ASCENDING passes



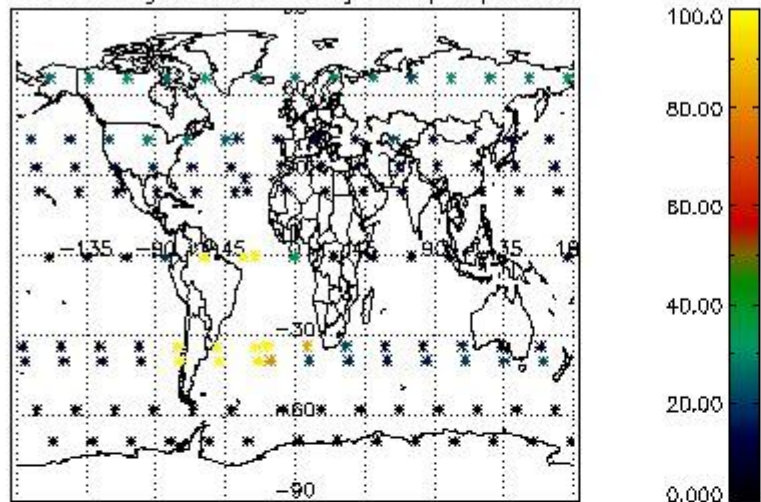
4.1.2 Plot level 1 quality information per product (time dependant): ENVI SAT DESCENDING passes



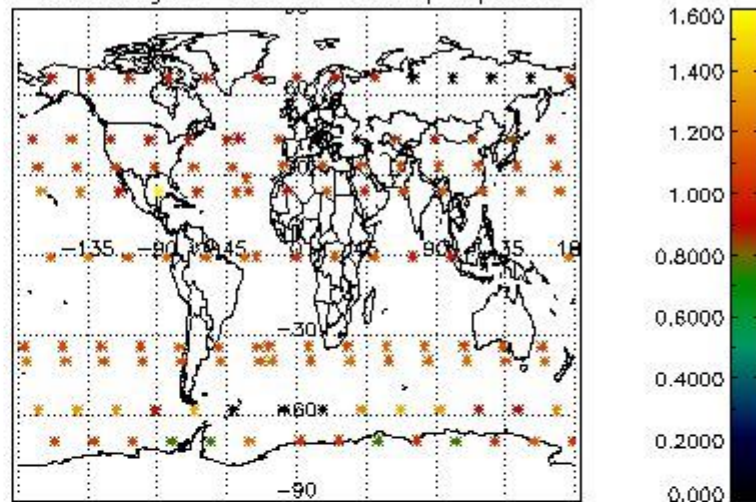
4.2 Plot quality information per product coming from level 1b processing (world map)

4.2.1 Plot level 1 quality information per product (world map): ENVISAT ASCENDING passes

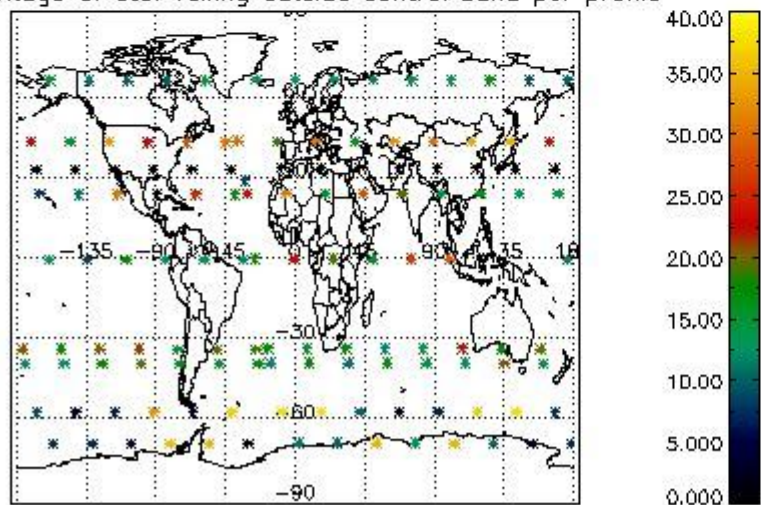
Percentage of cosmic ray hits per profile



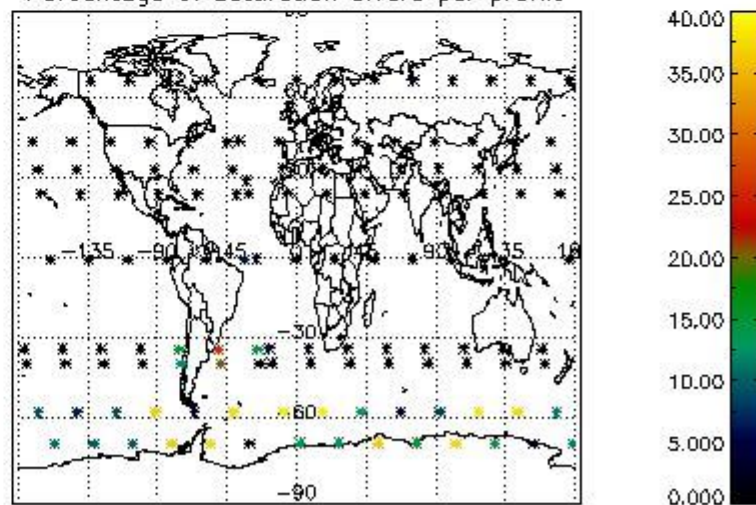
Percentage of datation errors per profile



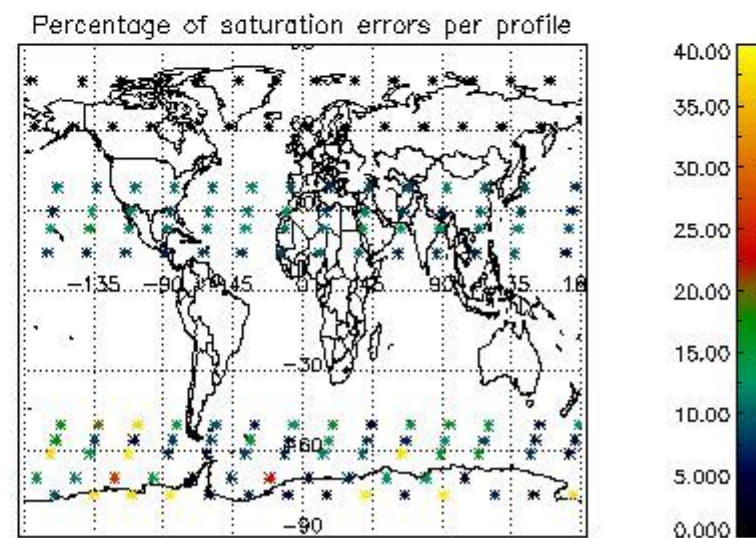
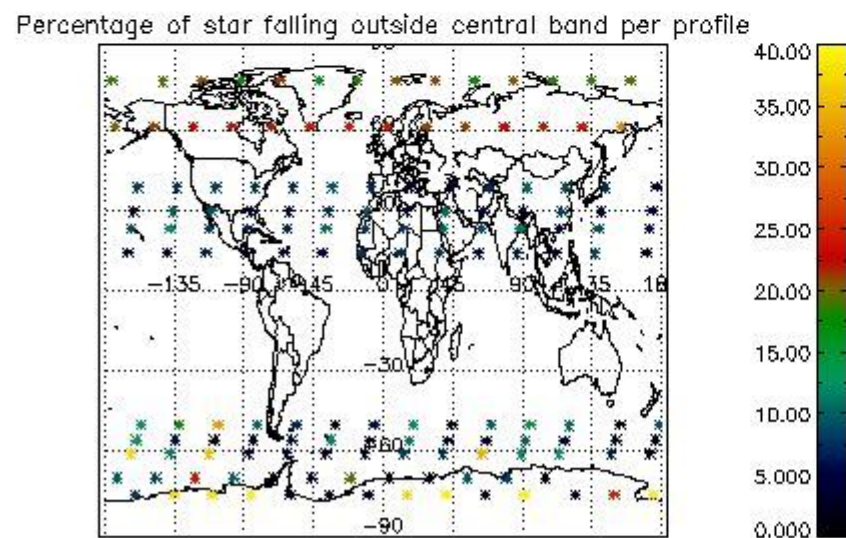
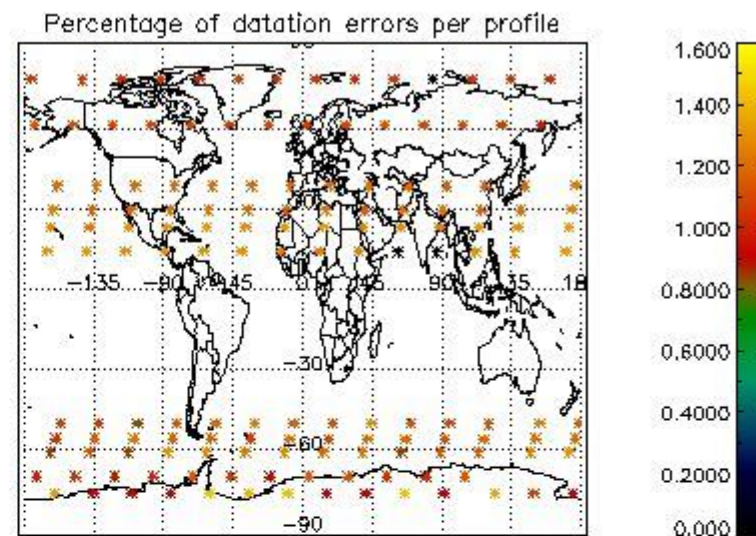
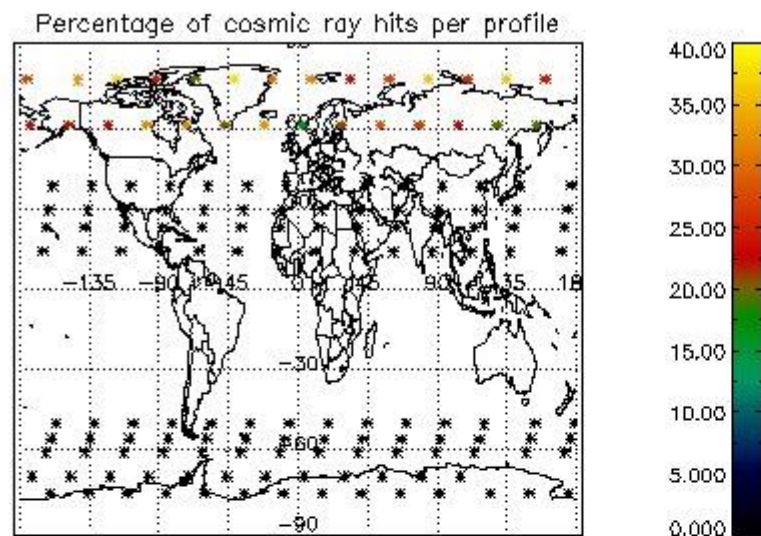
Percentage of star falling outside central band per profile



Percentage of saturation errors per profile



4.2.2 Plot level 1 quality information per product (world map): ENVISAT DESCENDING passes



## 5. Trace gas profiles

### 5.1 Ozone statistics based on quality of products

The final quality of the products can be "measured" using the STD (Standard Deviation) attached to every point profile. This information is written to the parameter GOM\_NL\_\_2P/NL\_LOCAL\_SPECIES\_DENSITY/o3\_std of the level 2 products. The table below shows the statistics for given STD ranges.

The statistics are given with respect to the overall valid production:

- Products without fatal errors: GOM\_NL\_\_2P/MPH/PRODUCT\_ERR=0
- Valid point profile: GOM\_NL\_\_2P/NL\_LOCAL\_SPECIES\_DENSITY/pcd(0)=0

The 'Criteria' is applied to valid points of dark limb products:

- Products in dark limb illumination condition: GOM\_NL\_\_2P/NL\_SUMMARY\_QUALITY/obs\_ill\_cond=0
- Products without fatal errors: GOM\_NL\_\_2P/MPH/PRODUCT\_ERR=0
- Valid point profile: GOM\_NL\_\_2P/NL\_LOCAL\_SPECIES\_DENSITY/pcd(0)=0

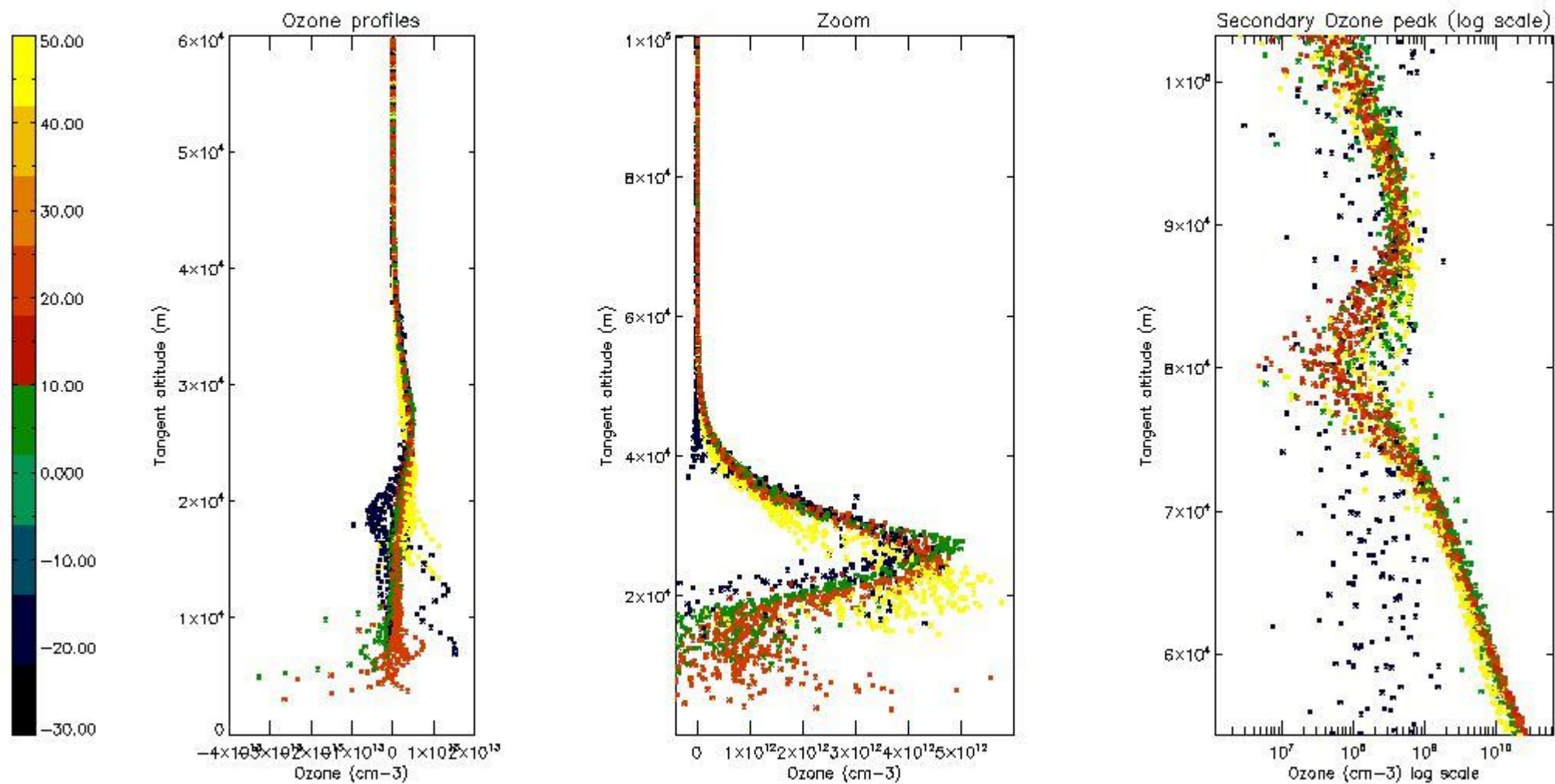
So, the table below shows the percentage of dark limb and valid observations for each criteria with respect to the overall valid daily observations.

Criteria	% of total production
All STD	28
STD < 20	15

STD < 10	12
STD < 5	7

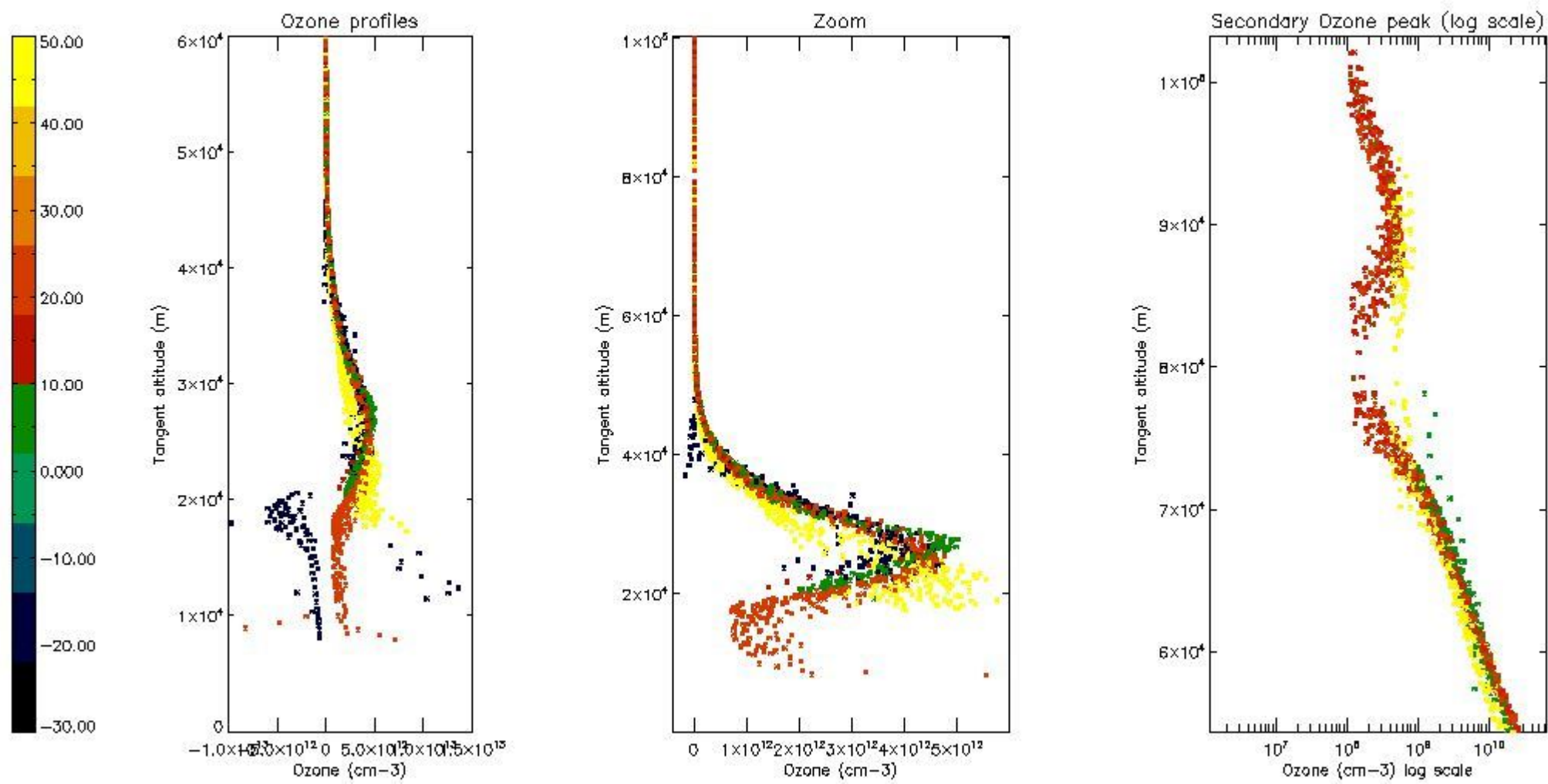
5.2 Plot ozone profiles for all STD (dark without errors)

The colorbar represents the latitude.



5.3 Plot ozone profiles where STD < 20% (dark without errors)

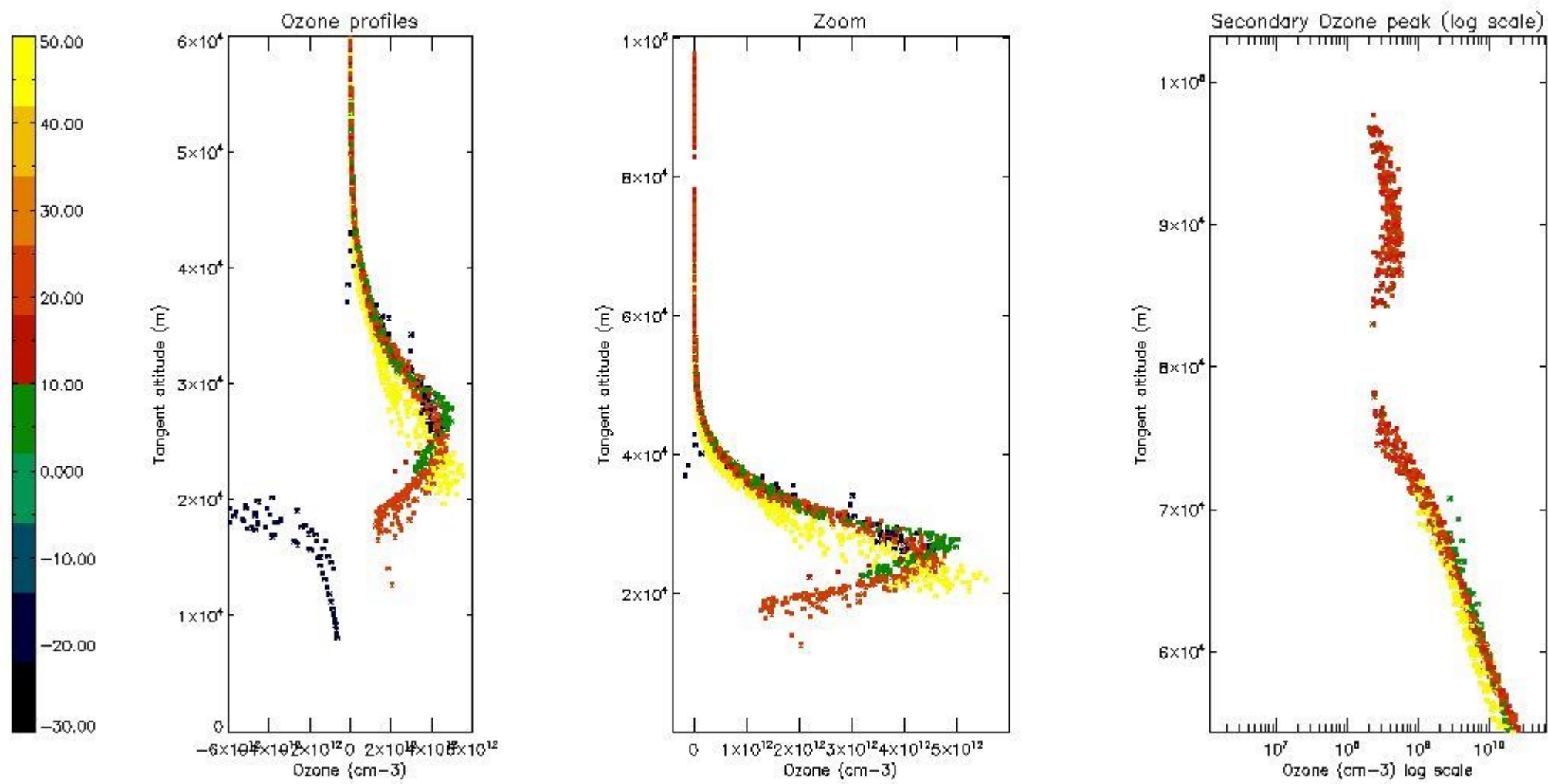
The colorbar represents the latitude.



*5.4 Plot ozone profiles where STD < 10% (dark without errors)*

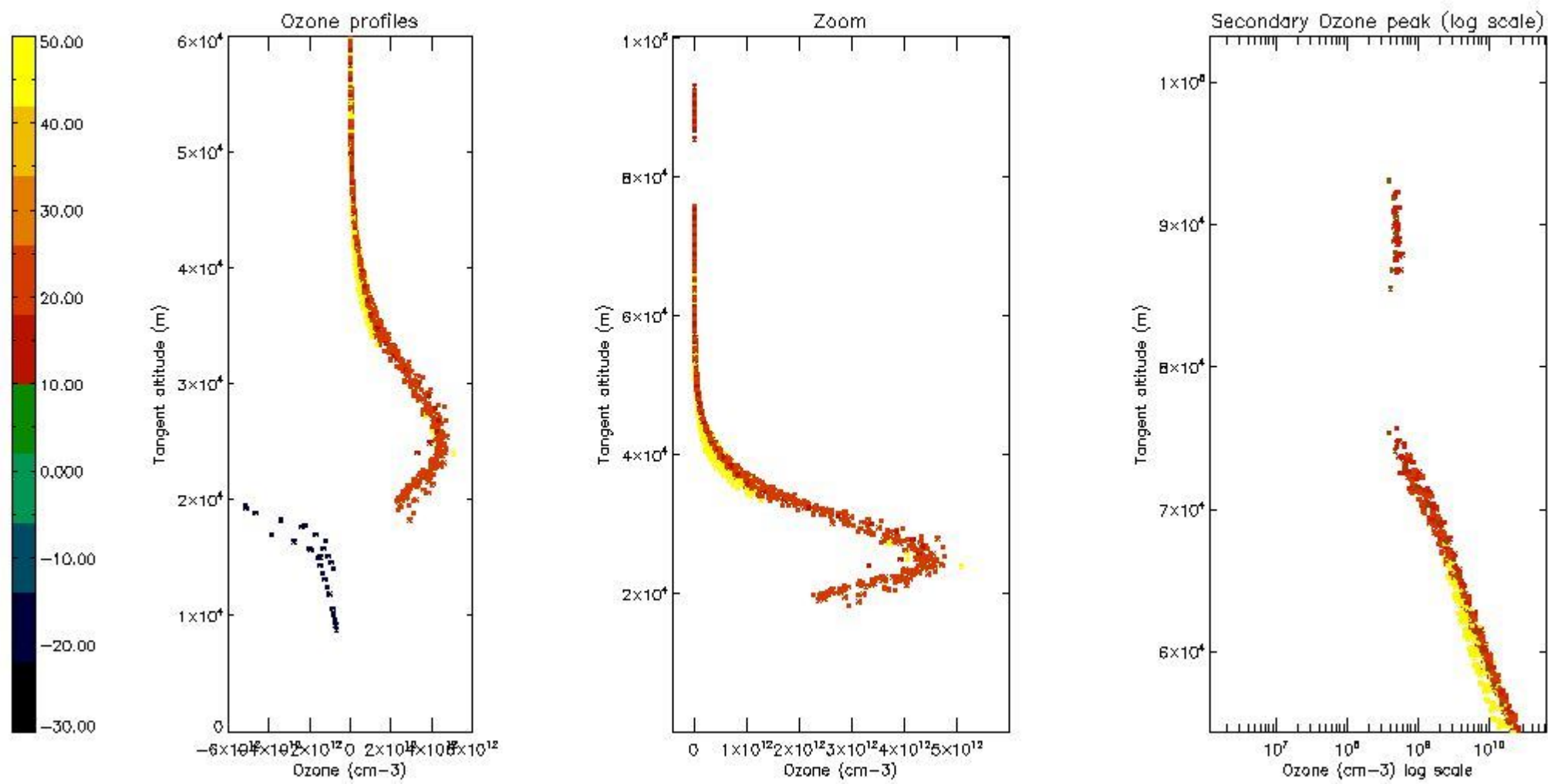
The colorbar represents the latitude.





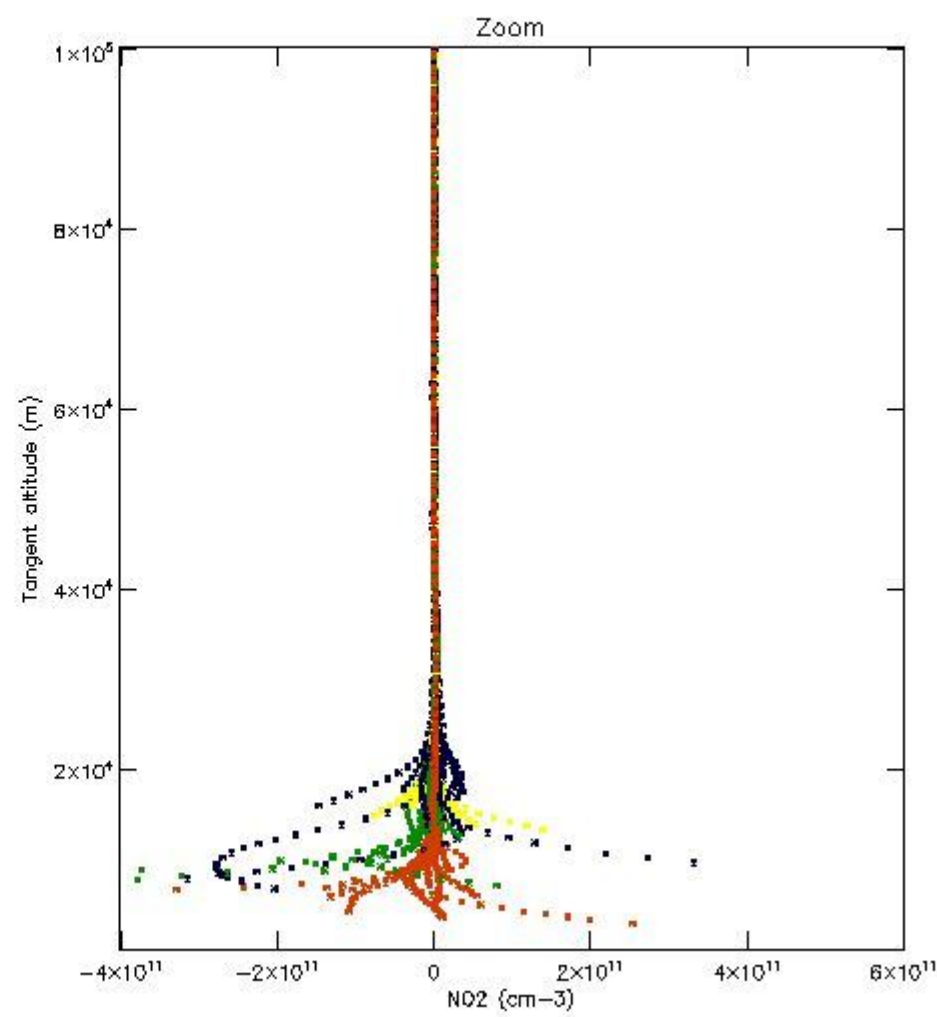
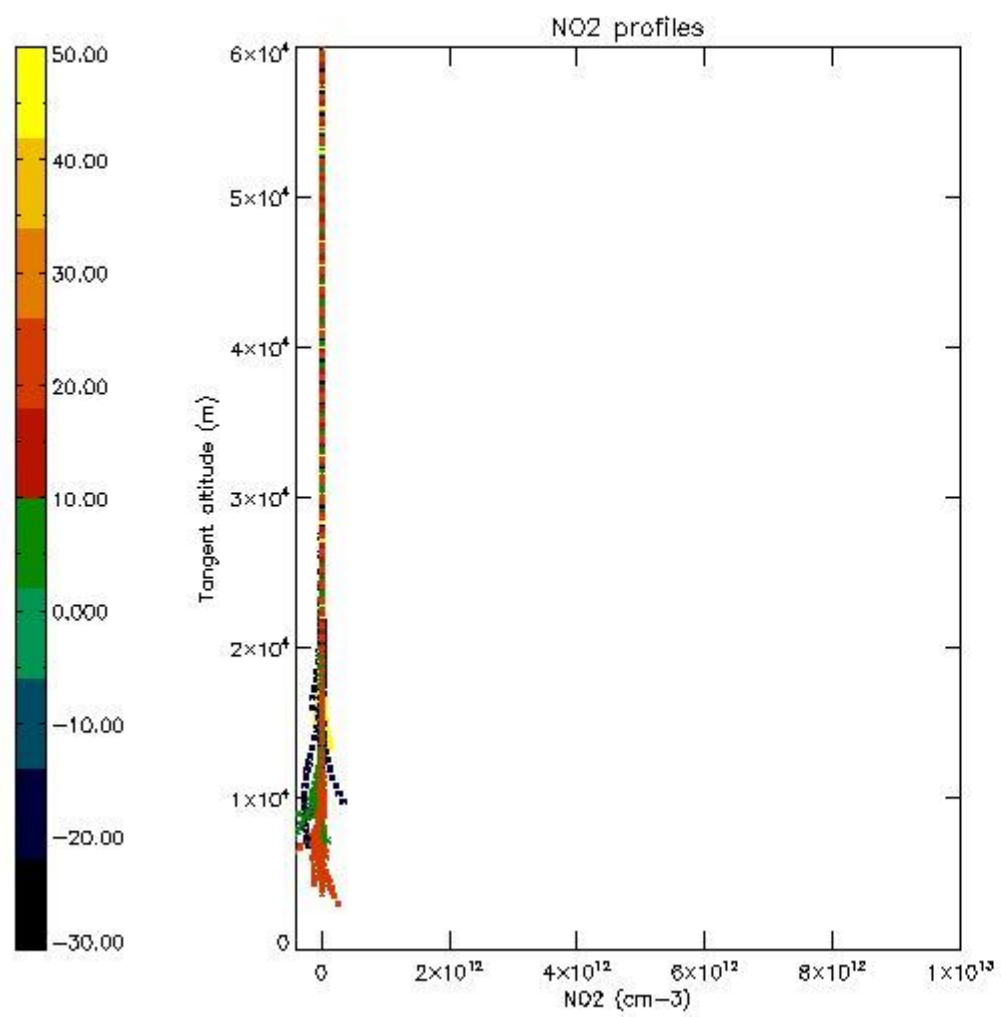
*5.5 Plot ozone profiles where STD < 5% (dark without errors)*

The colorbar represents the latitude.



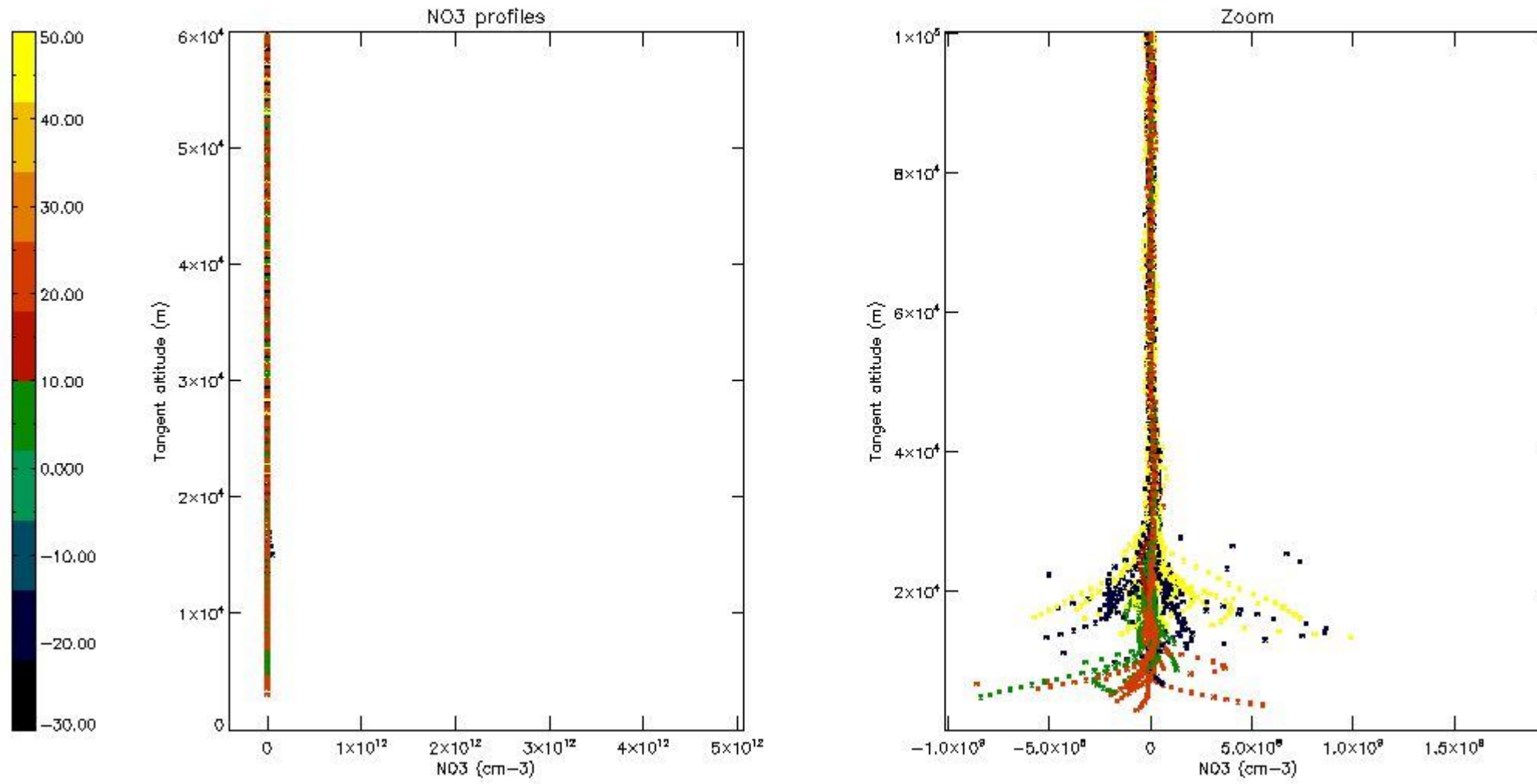
*5.6 Plot NO<sub>2</sub> profiles for all STD (dark without errors)*

The colorbar represents the latitude.



*5.7 Plot NO3 profiles for all STD (dark without errors)*

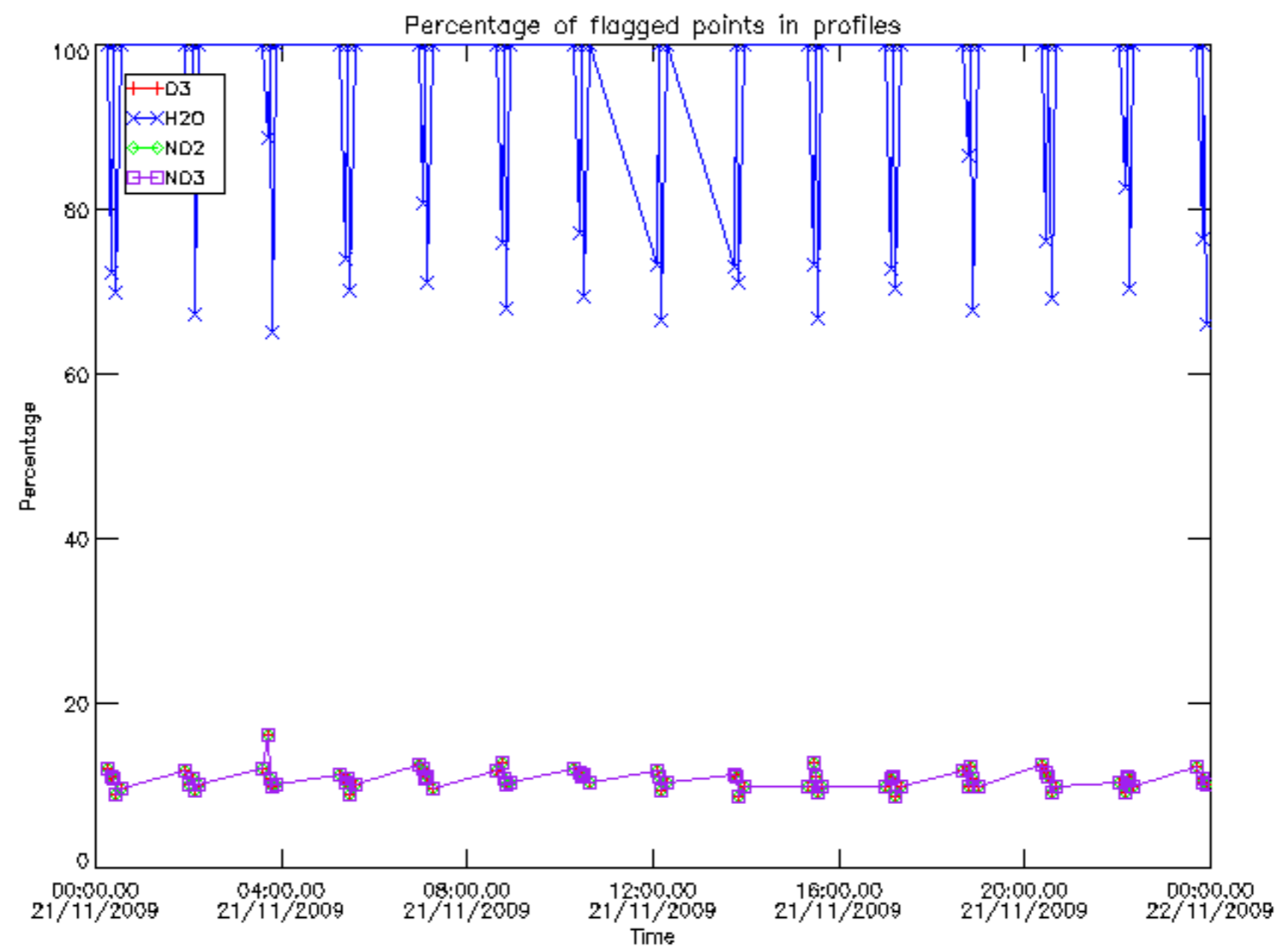
The colorbar represents the latitude.



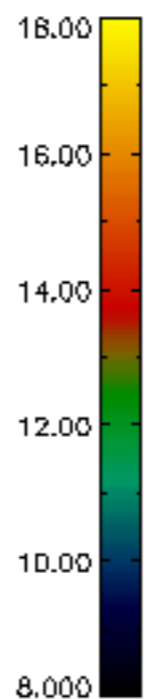
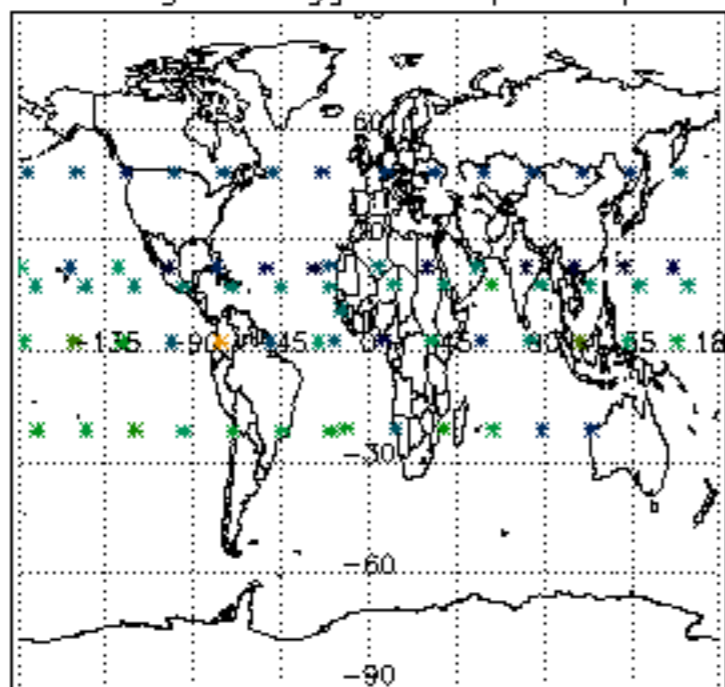
## 6. Auxiliary Data Files used for the production reported in section 2

The number reported in the third column indicates since which file (see list in section 2) the corresponding auxiliary file has been used. The fourth column is the date of those product files.

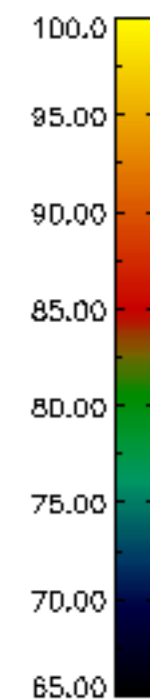
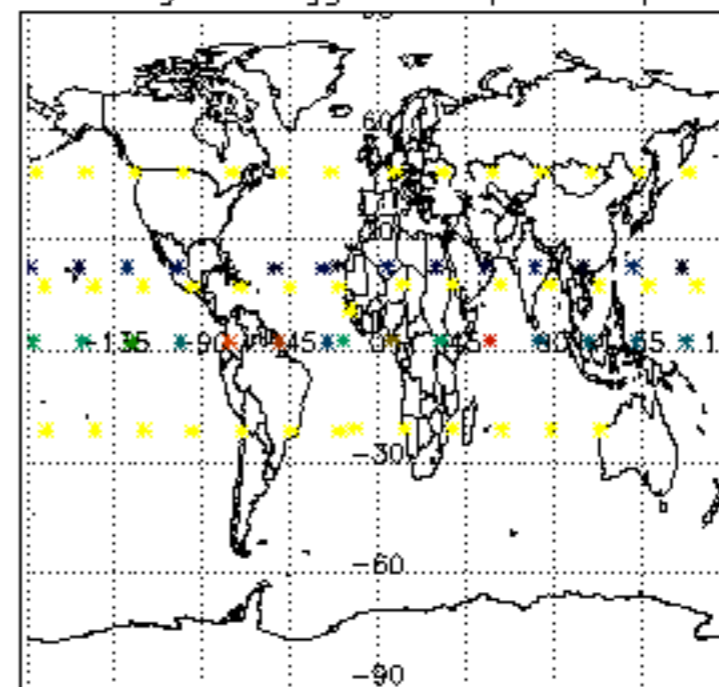
Type	Auxiliary Filename	Used since product	Used since product date
INST_PHYS_CHARACTERISTICS	GOM_INS_AXVIEC20091111_143220_20030716_120000_20500101_000000	1	21-NOV-2009 00:03:17
LEVEL-2_PROC_CONFIG	GOM_PR2_AXVIEC20091111_152718_20020301_000000_20500101_000000	1	21-NOV-2009 00:03:17
CROSS_SECTIONS_FILE	GOM_CRS_AXVIEC20091111_154832_20020301_000000_20500101_000000	1	21-NOV-2009 00:03:17



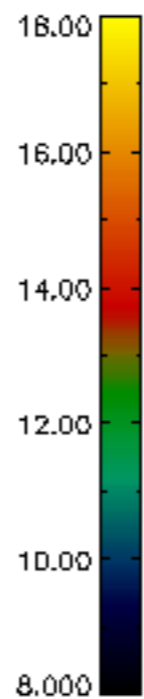
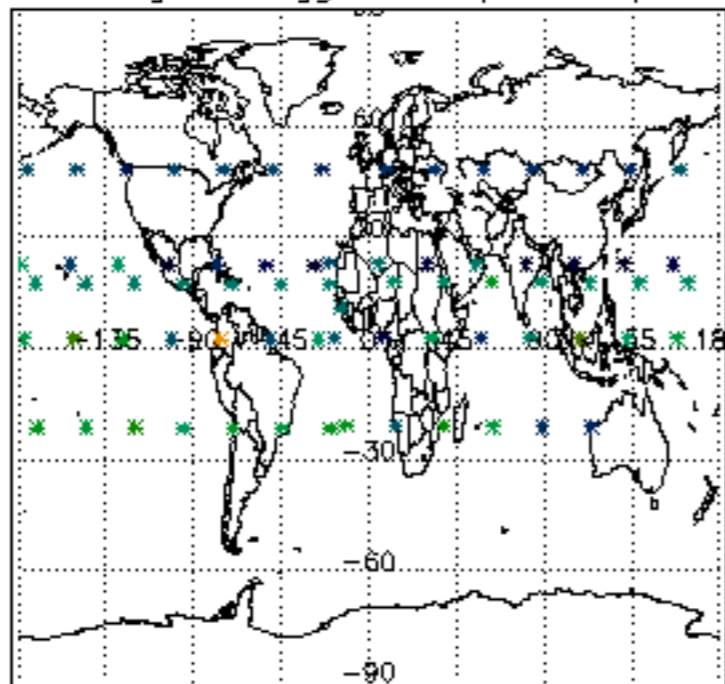
Percentage of flagged data per D3 profile



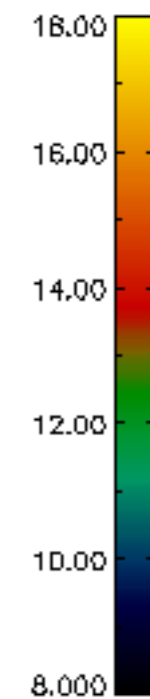
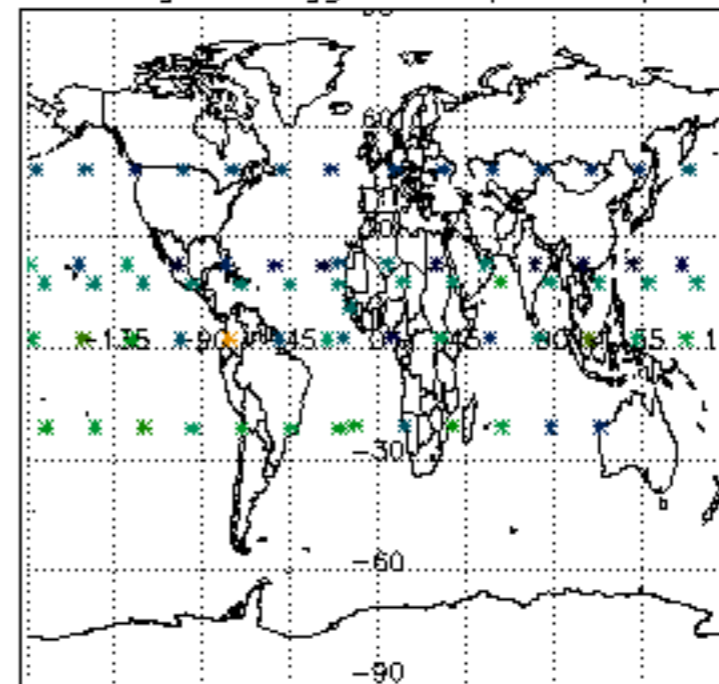
Percentage of flagged data per H2O profile

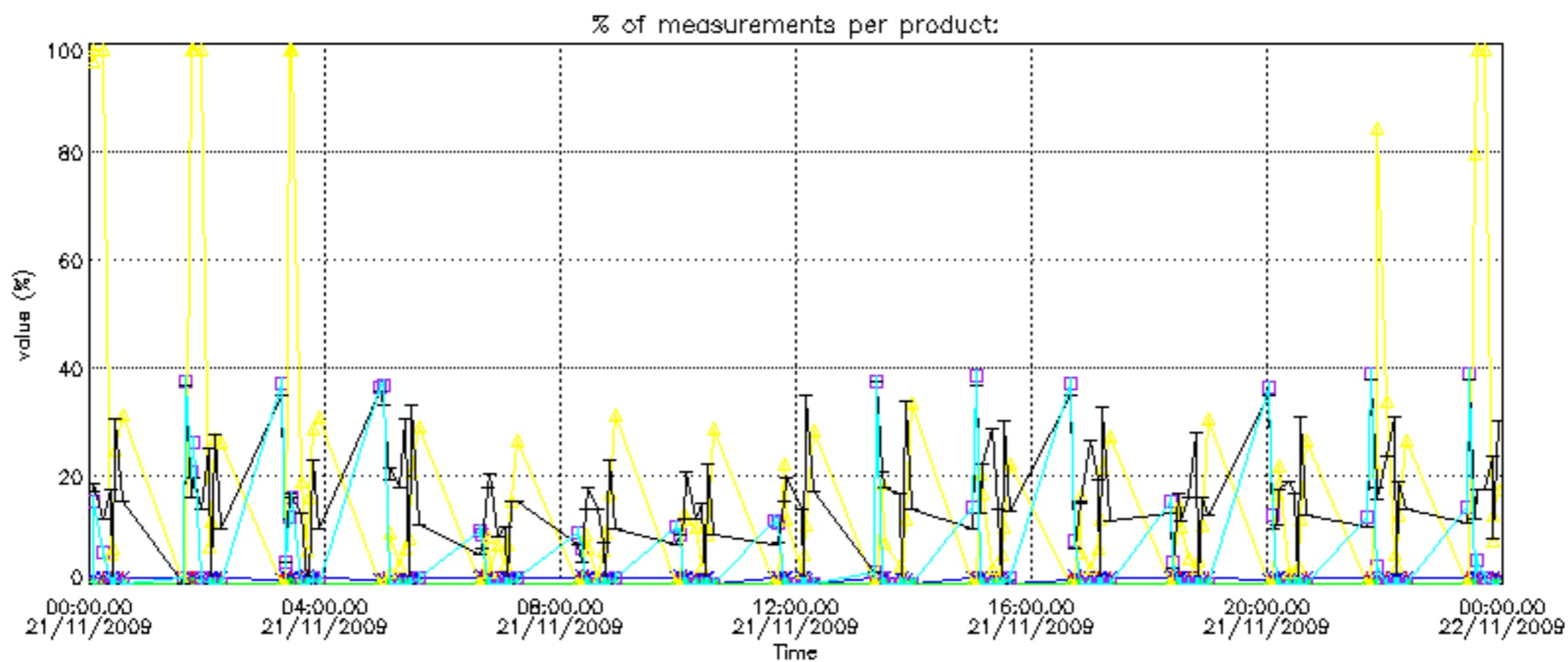


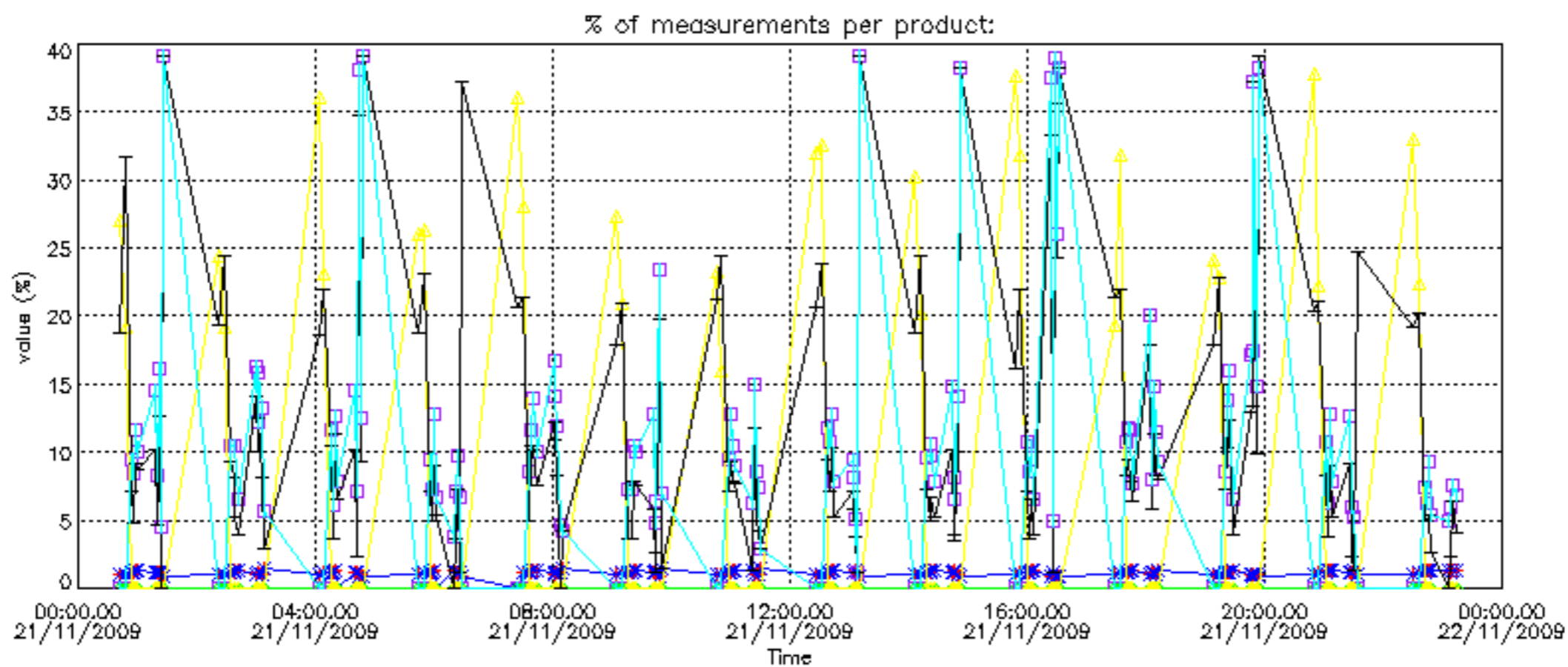
Percentage of flagged data per NO2 profile



Percentage of flagged data per NO3 profile

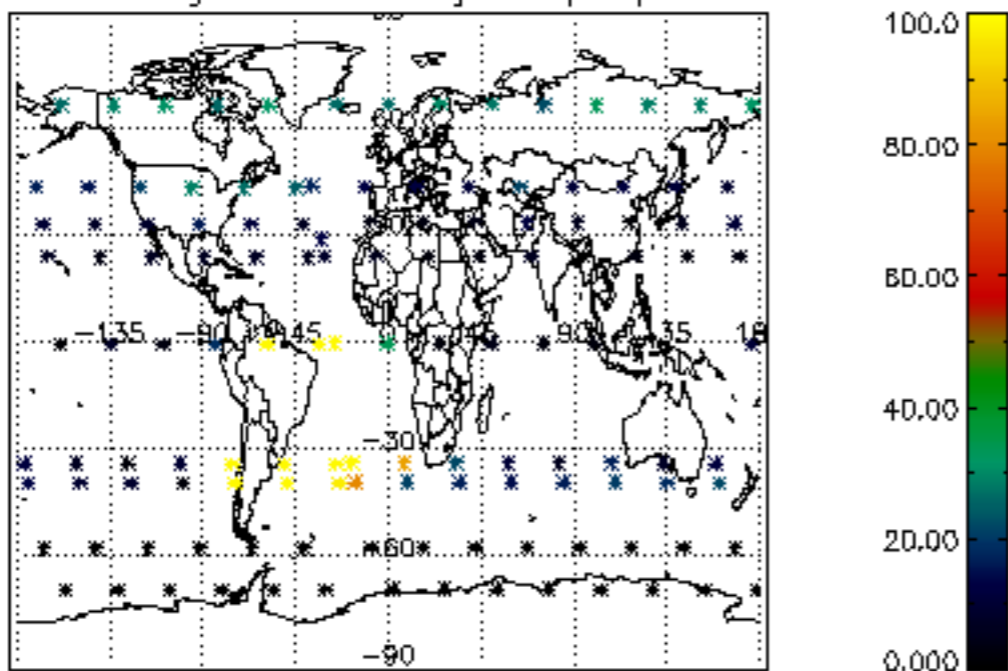




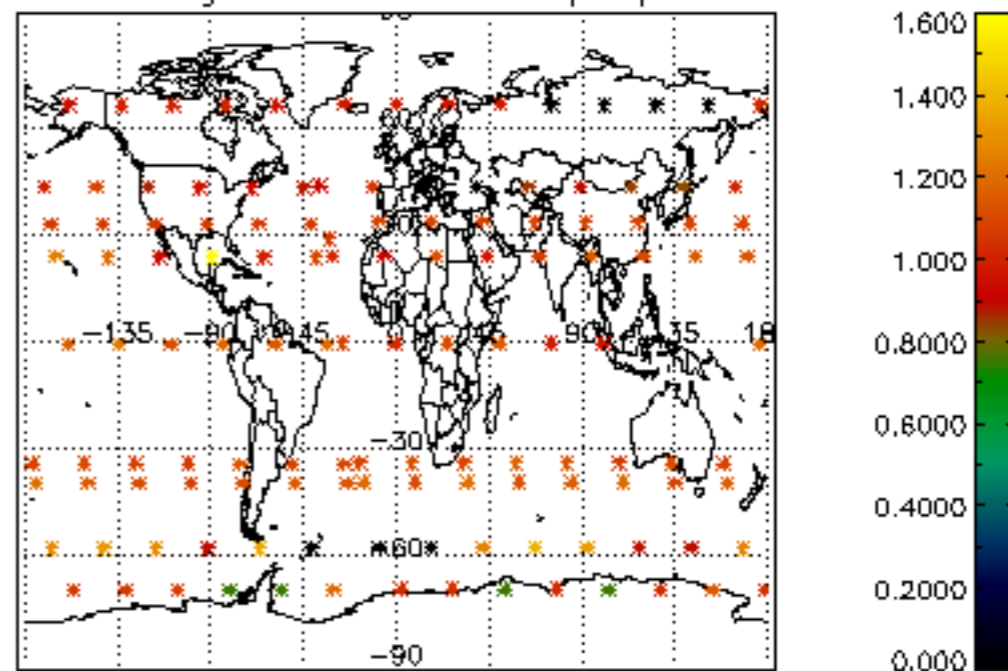




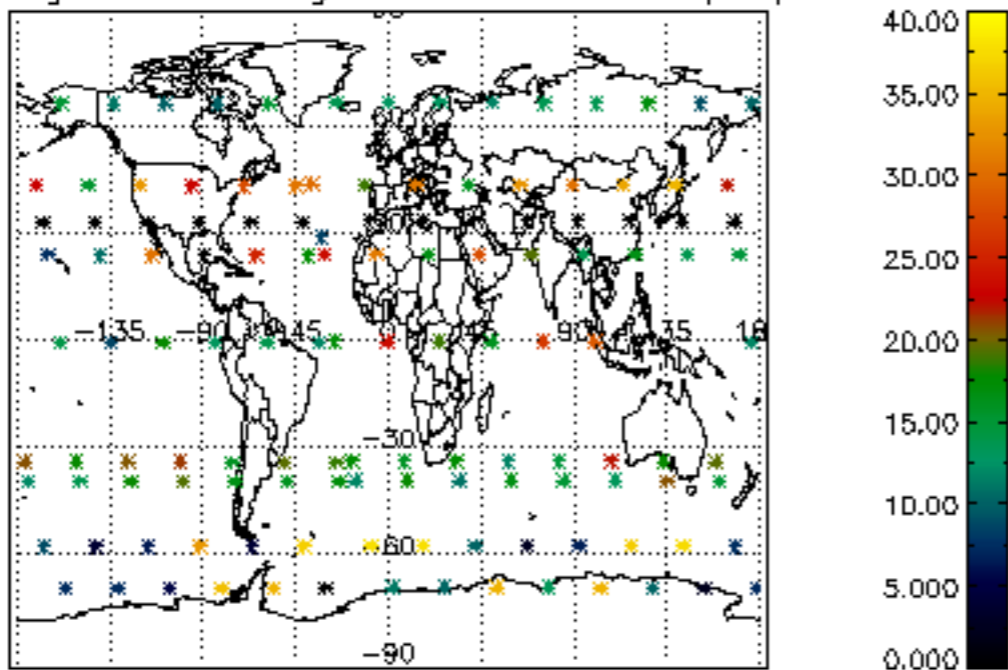
Percentage of cosmic ray hits per profile



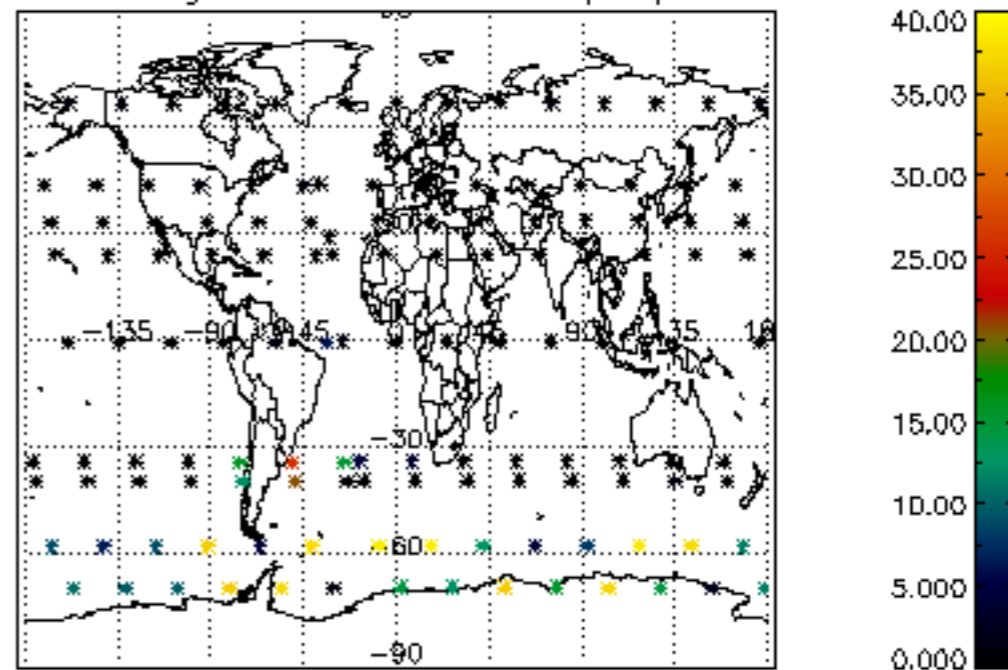
Percentage of datation errors per profile



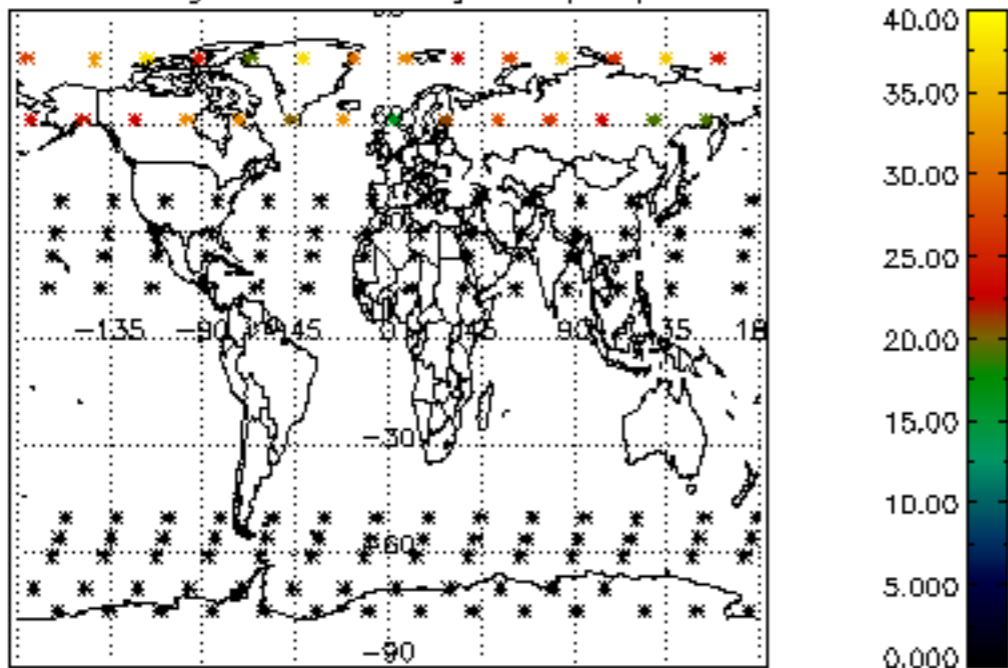
Percentage of star falling outside central band per profile



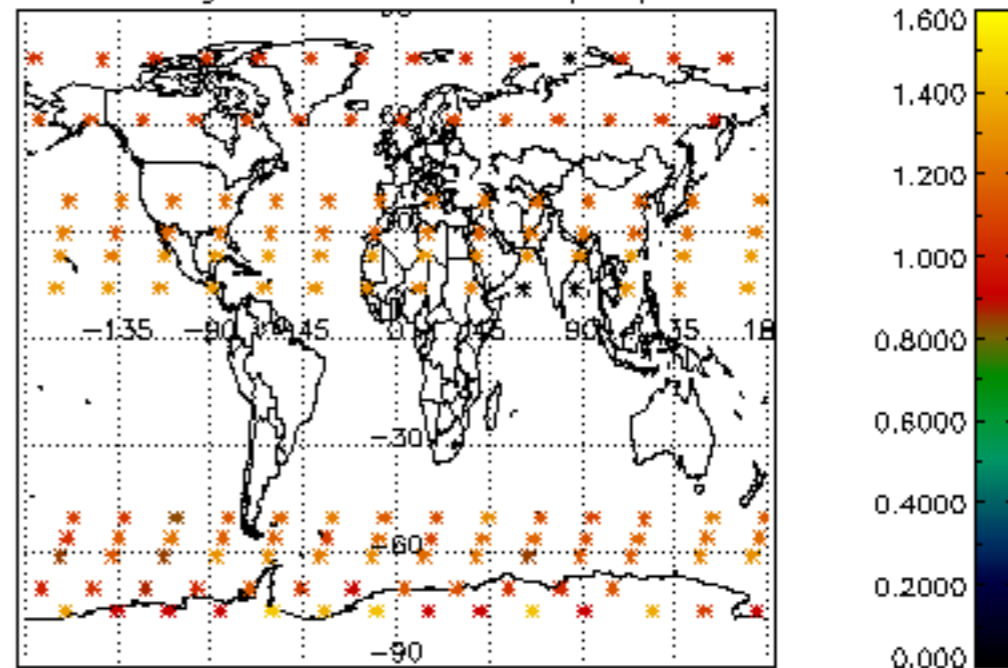
Percentage of saturation errors per profile



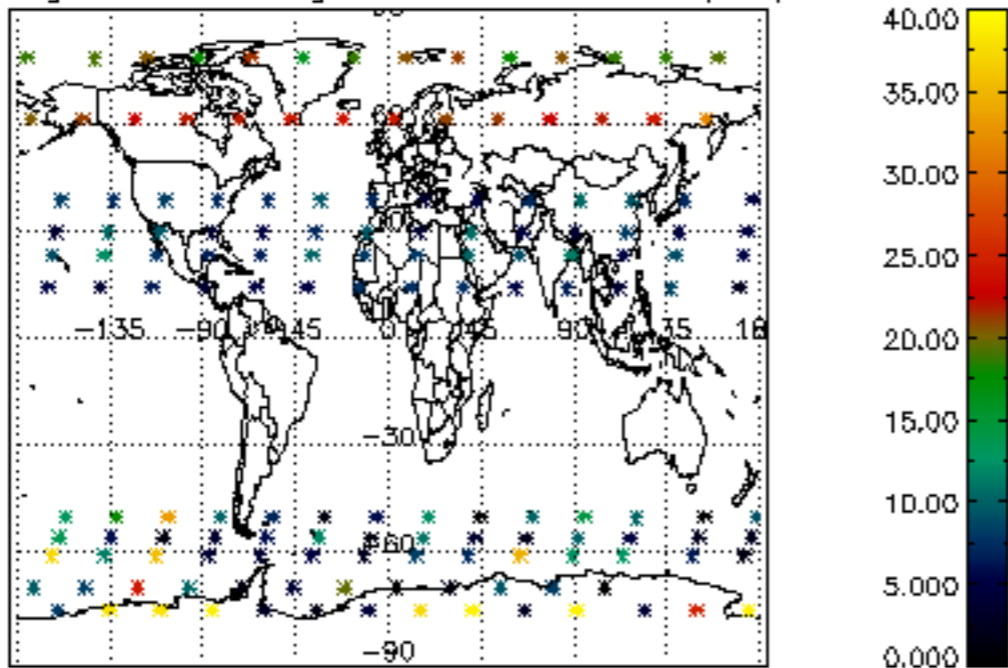
Percentage of cosmic ray hits per profile



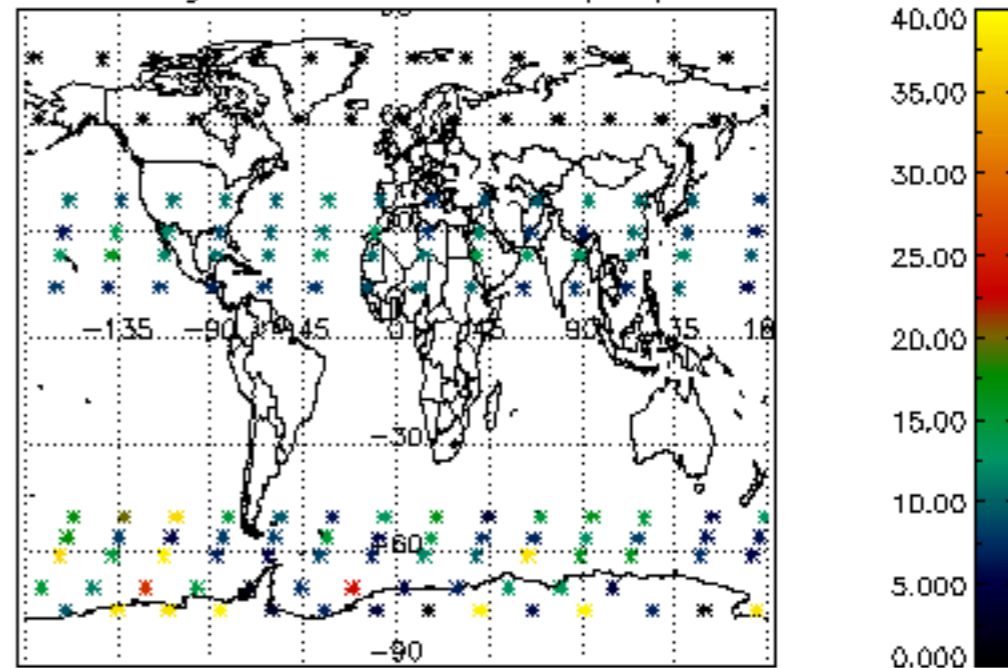
Percentage of datation errors per profile

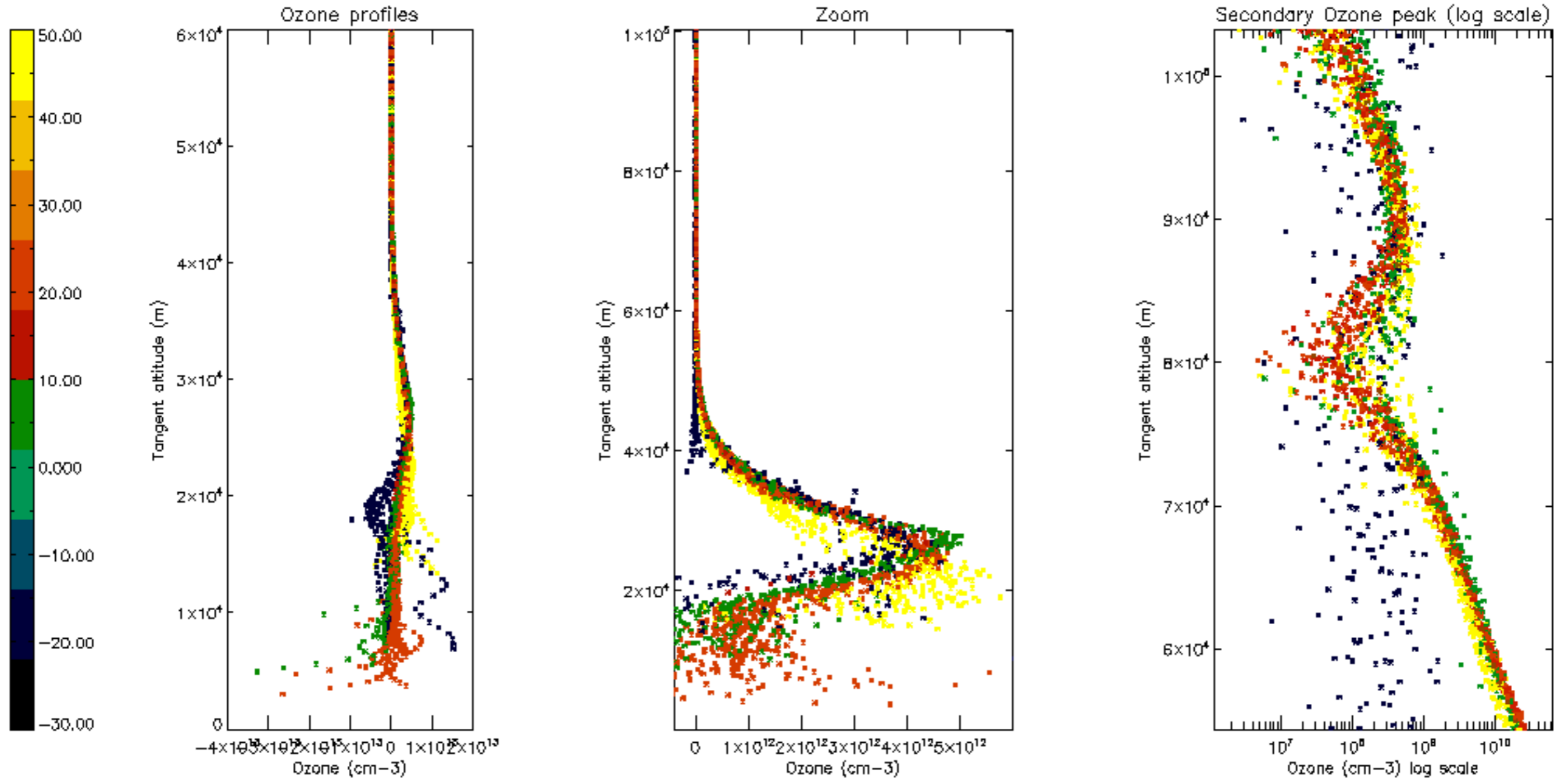


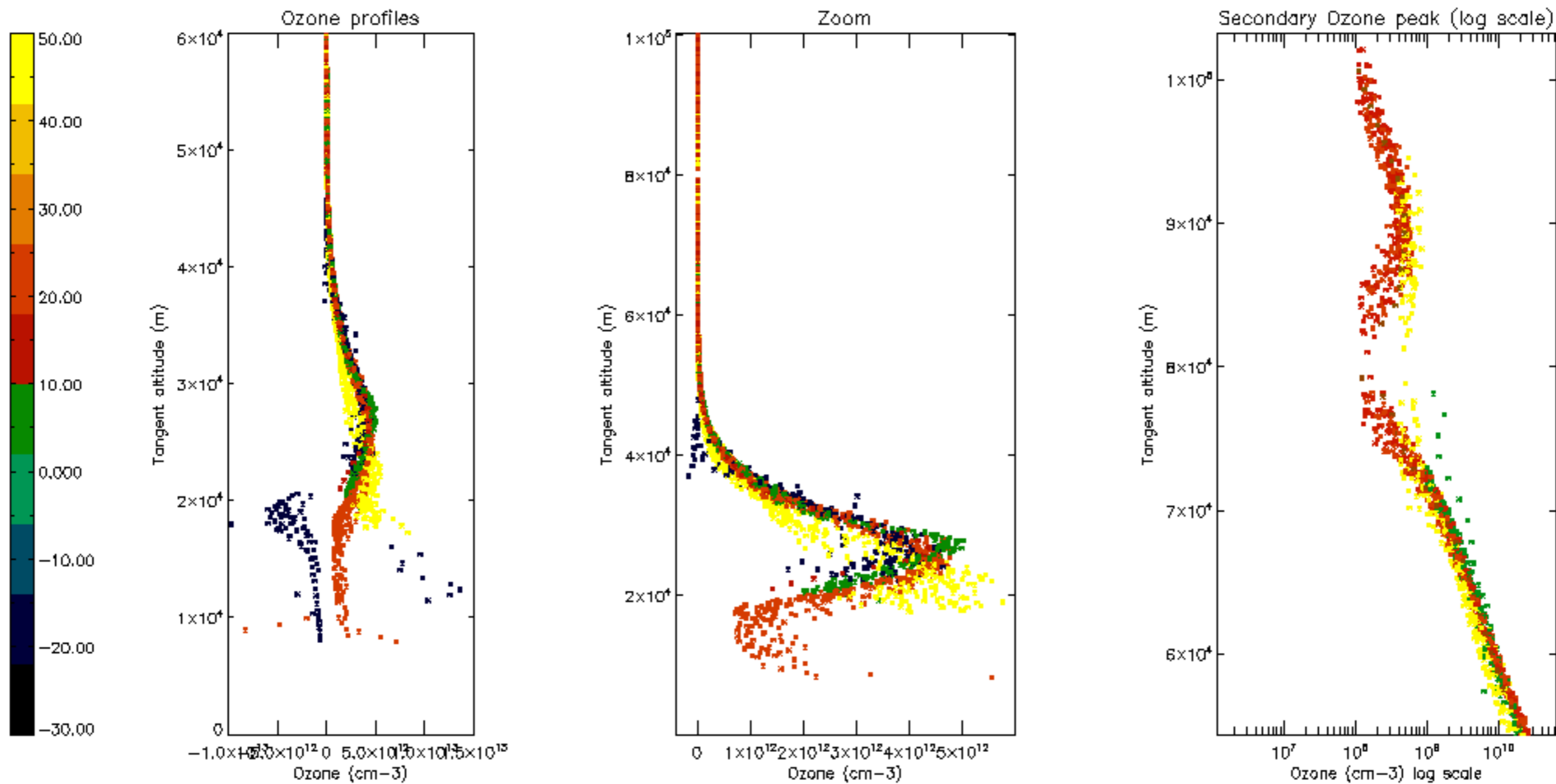
Percentage of star falling outside central band per profile

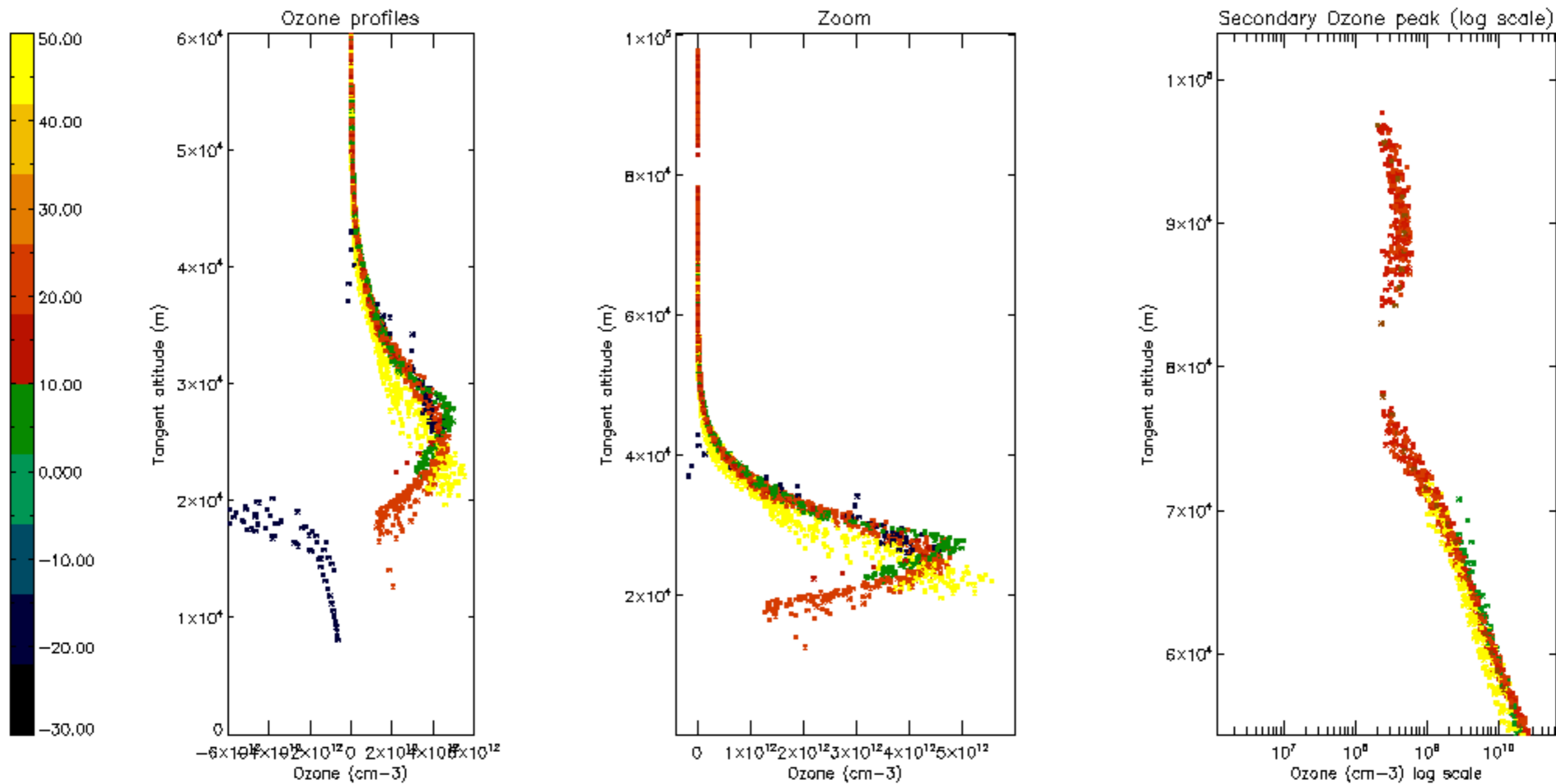


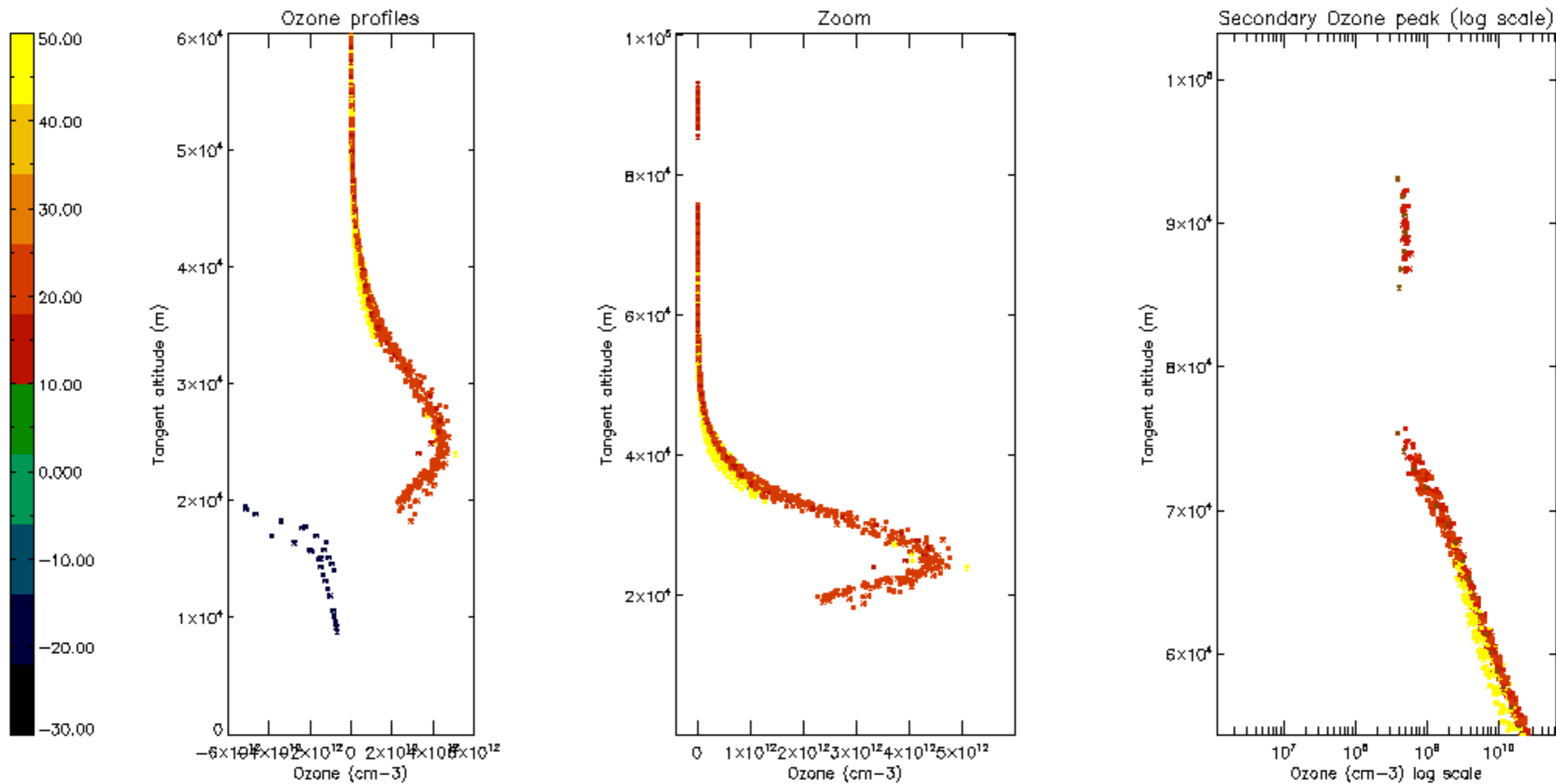
Percentage of saturation errors per profile

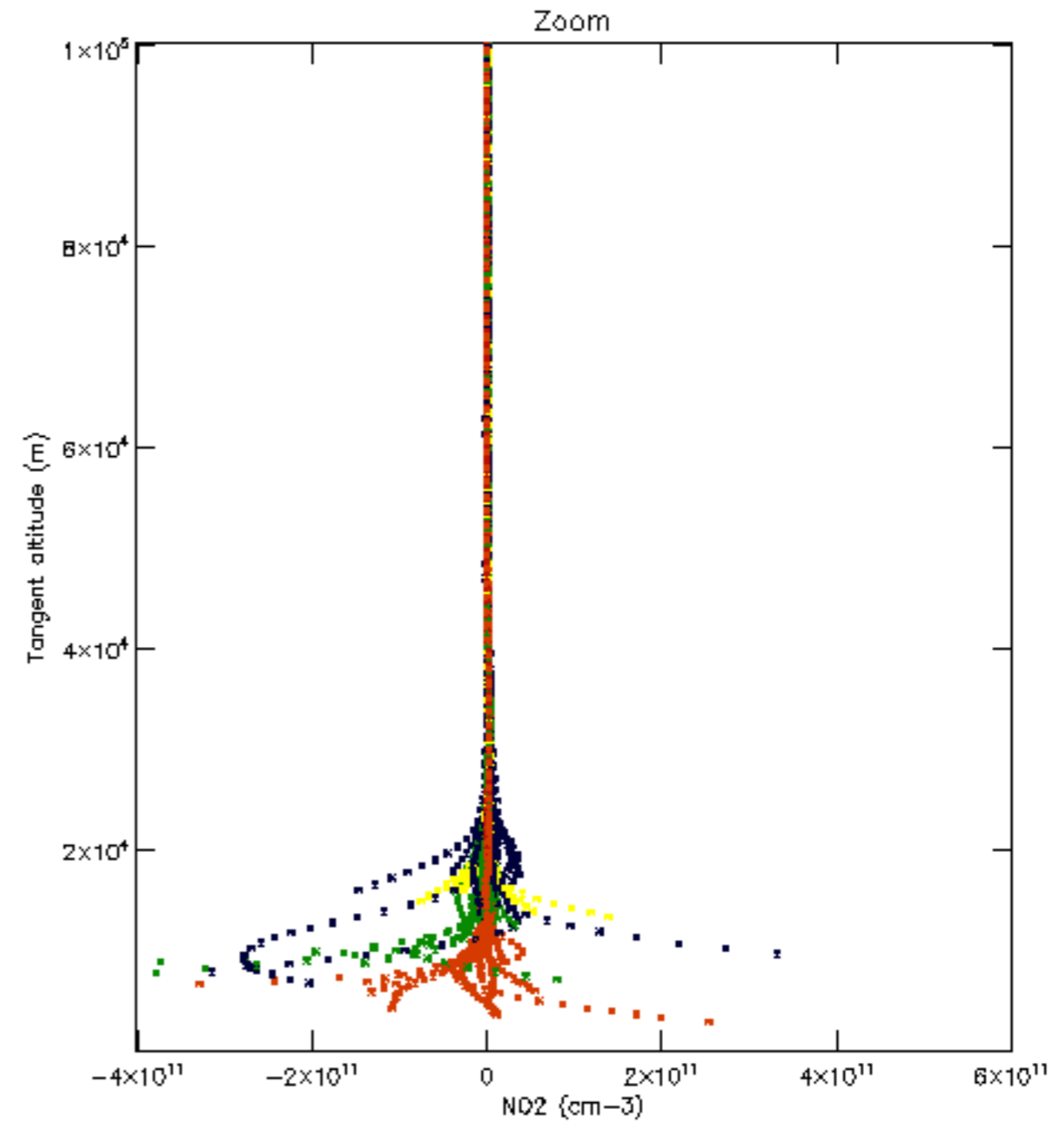
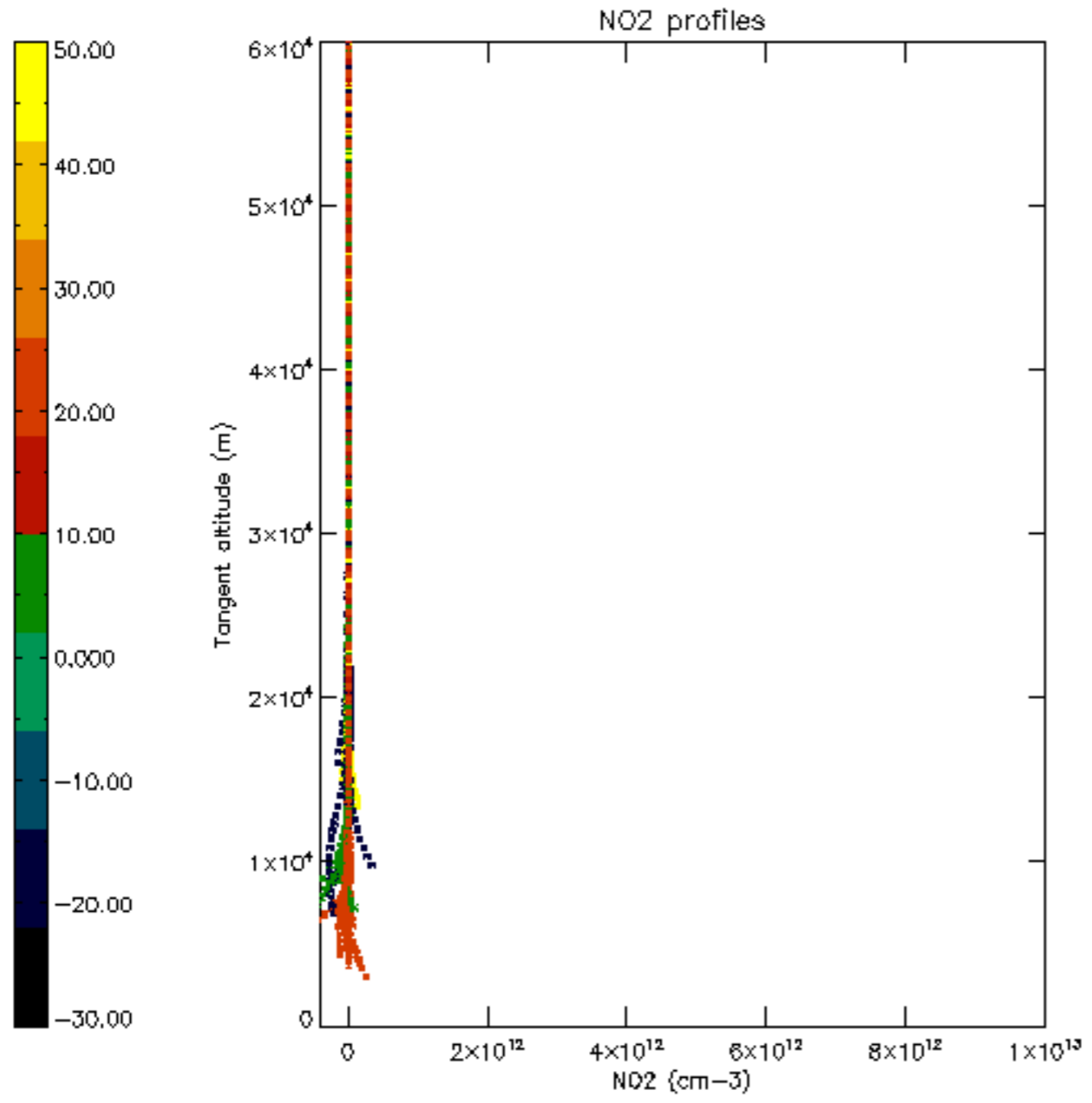


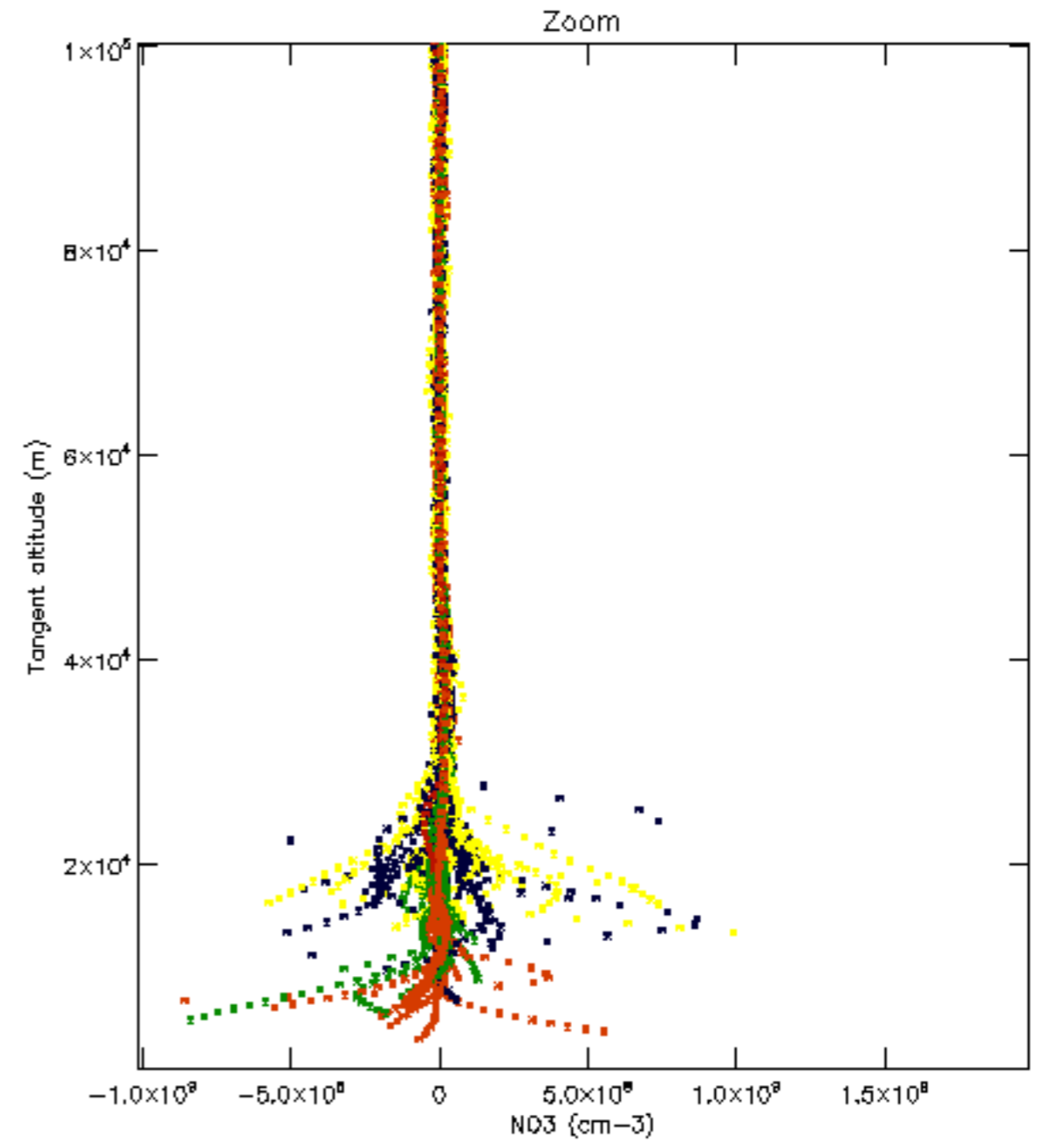
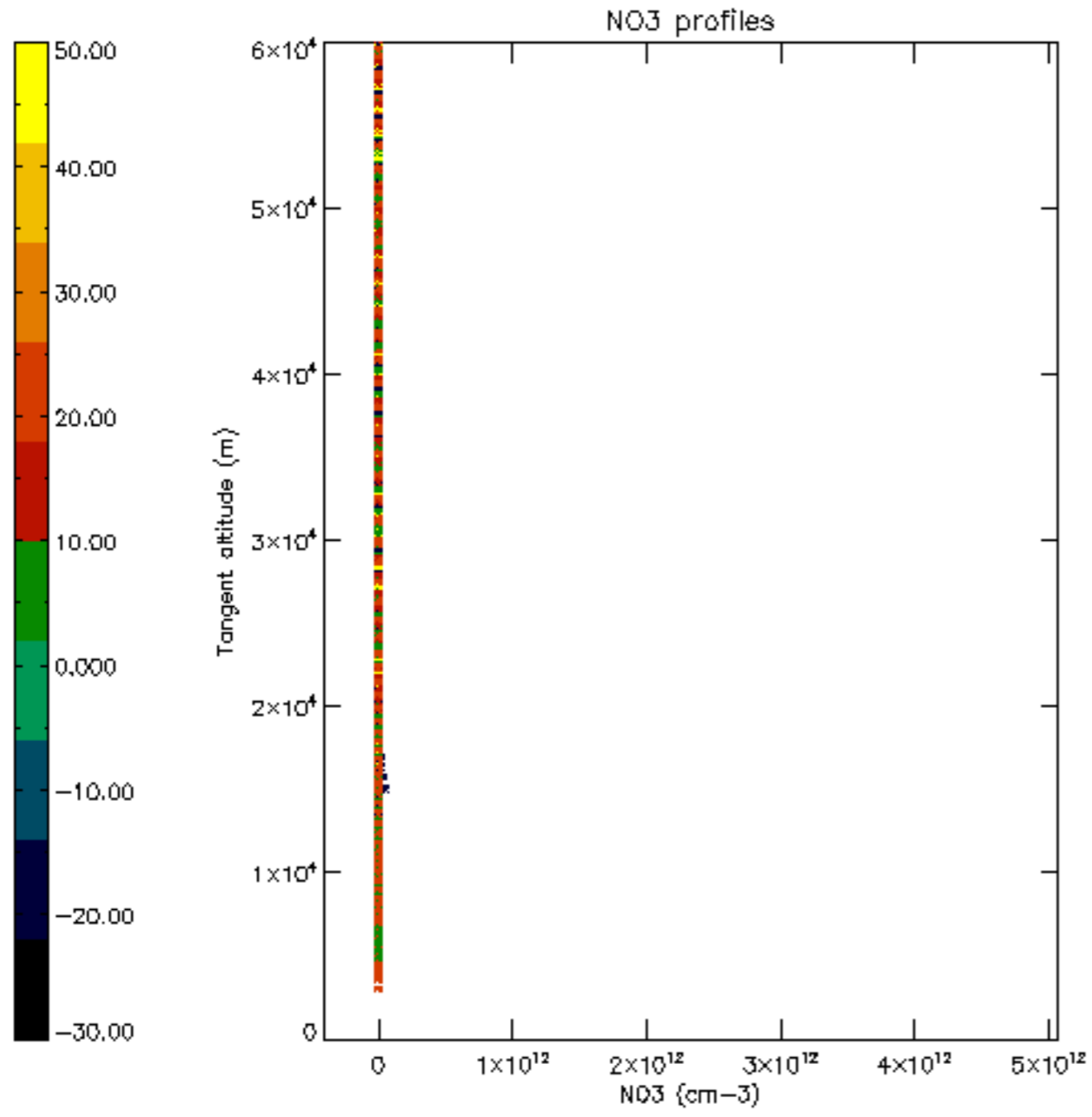




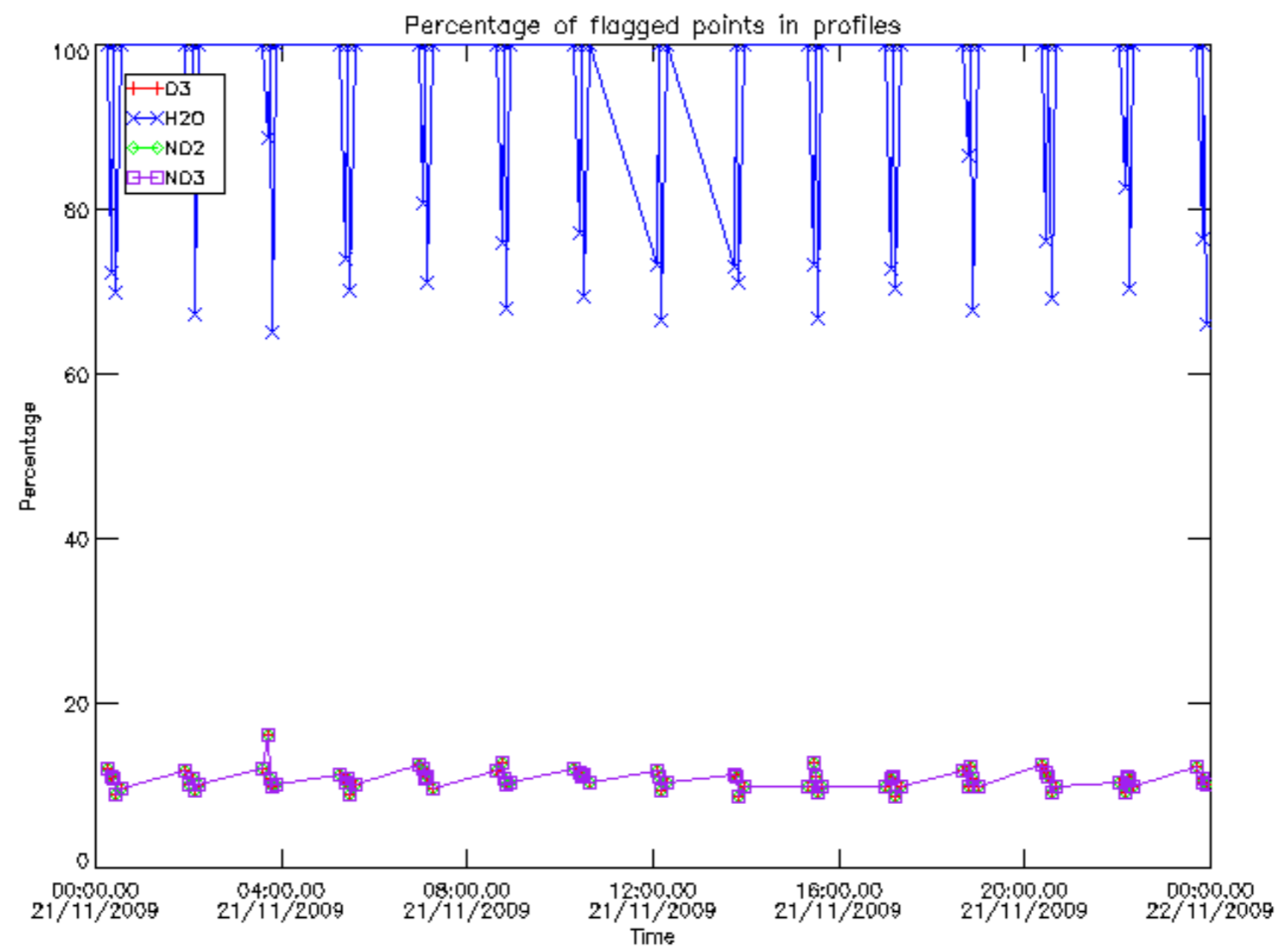




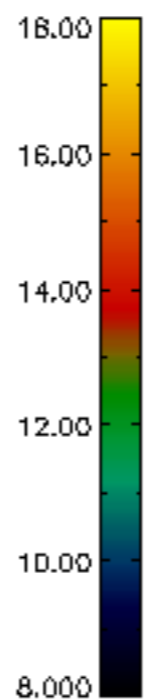
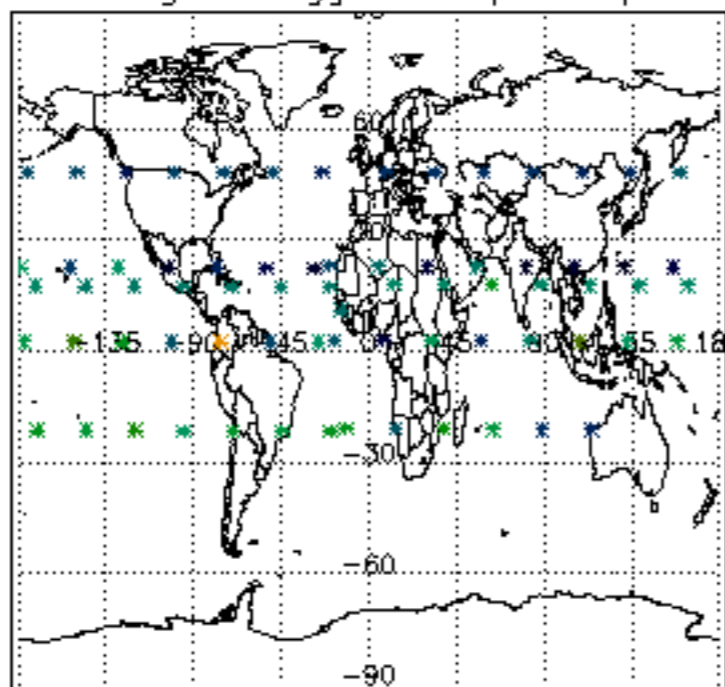




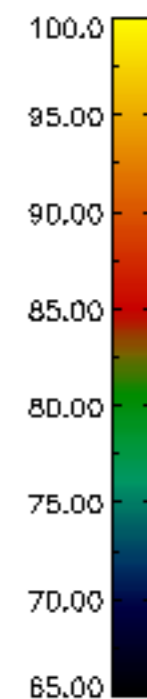
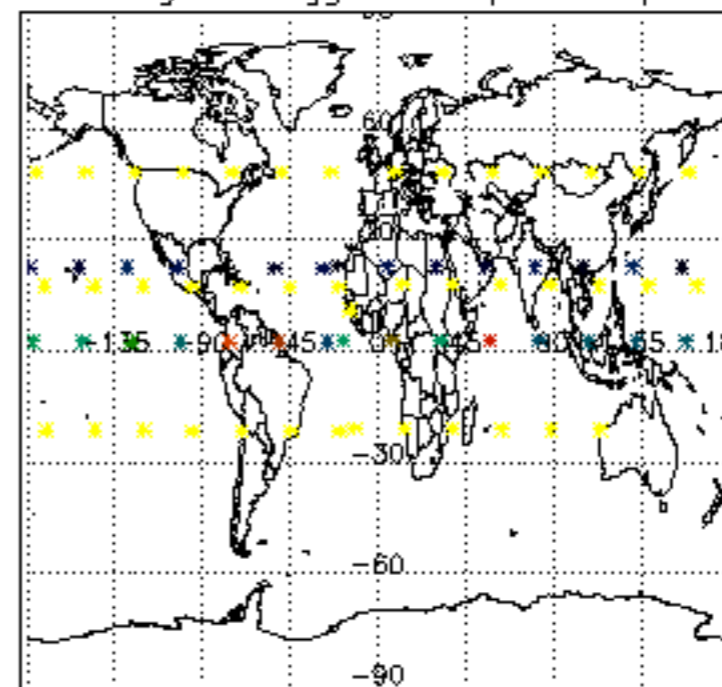




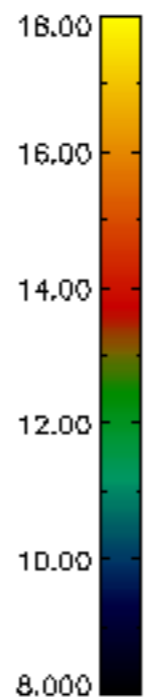
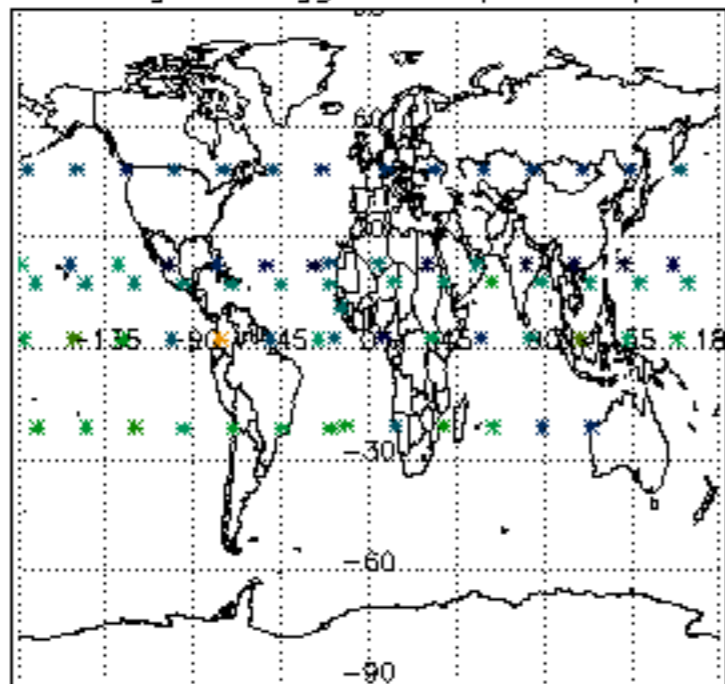
Percentage of flagged data per D3 profile



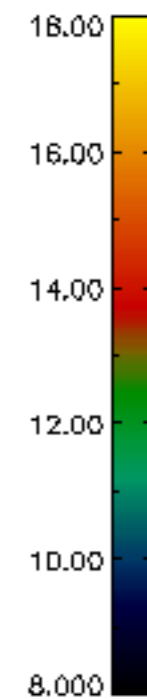
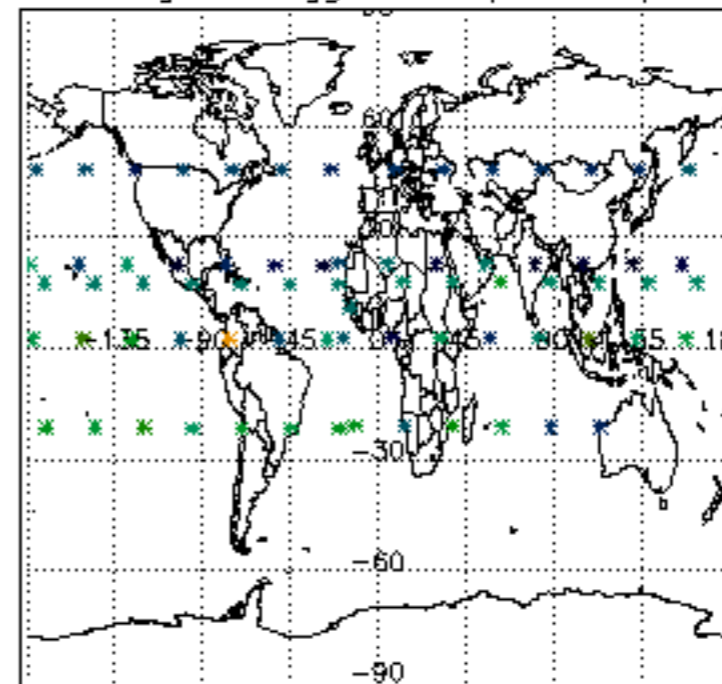
Percentage of flagged data per H2O profile

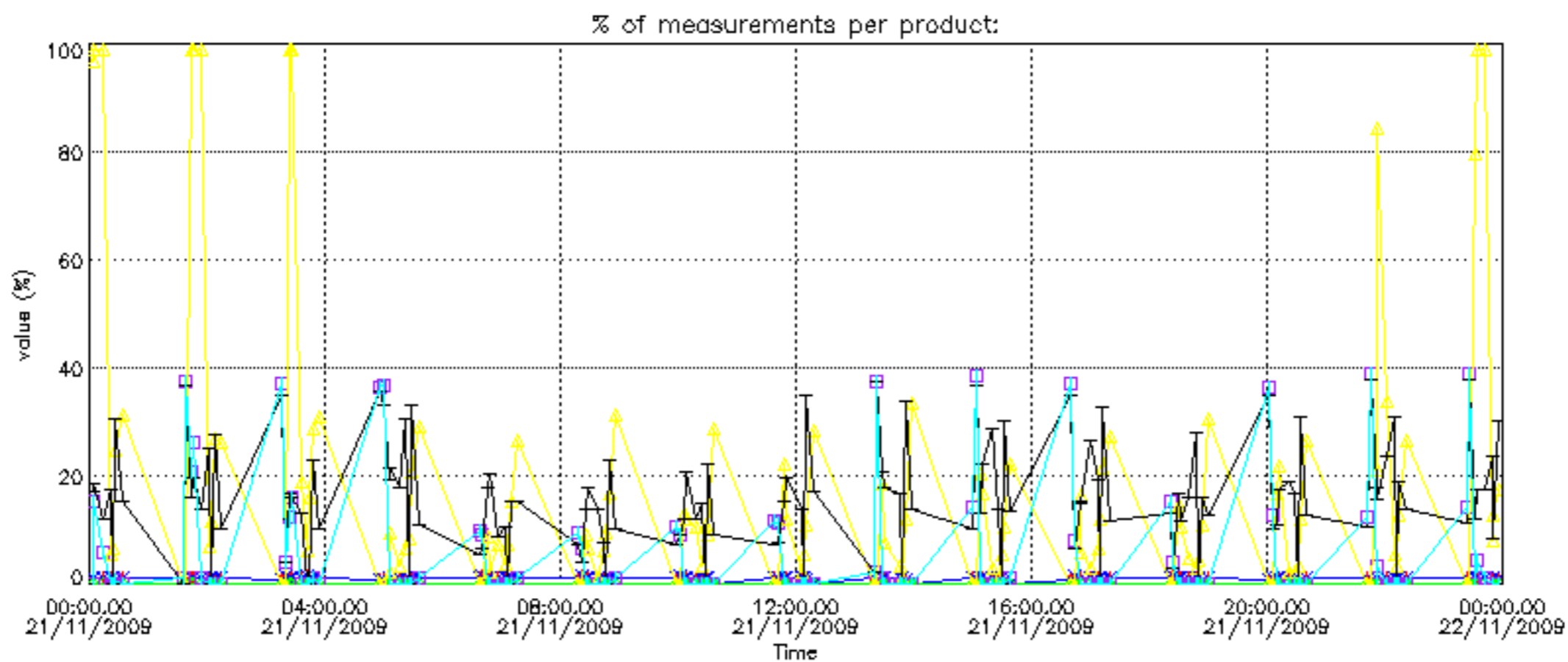


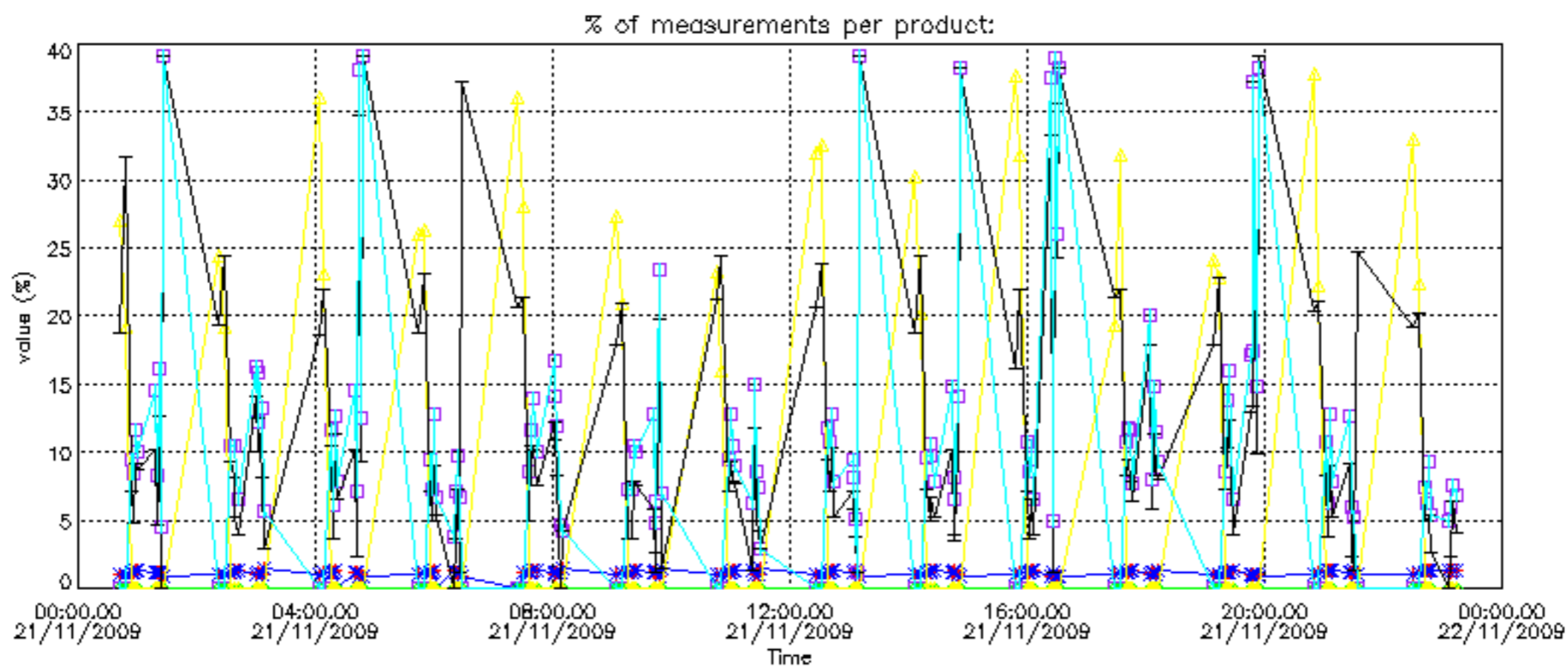
Percentage of flagged data per NO2 profile



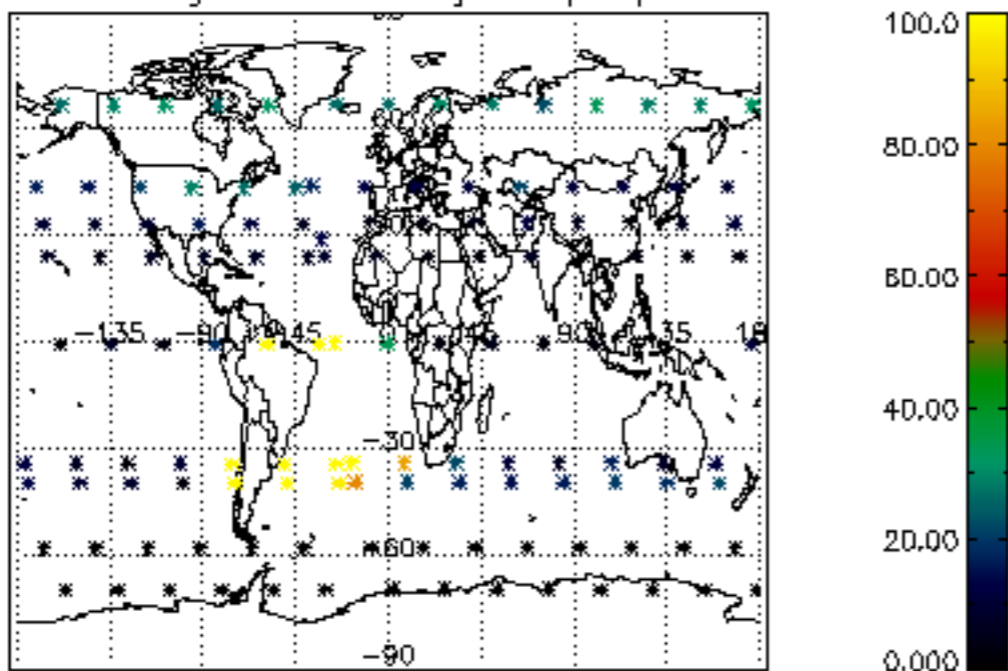
Percentage of flagged data per NO3 profile



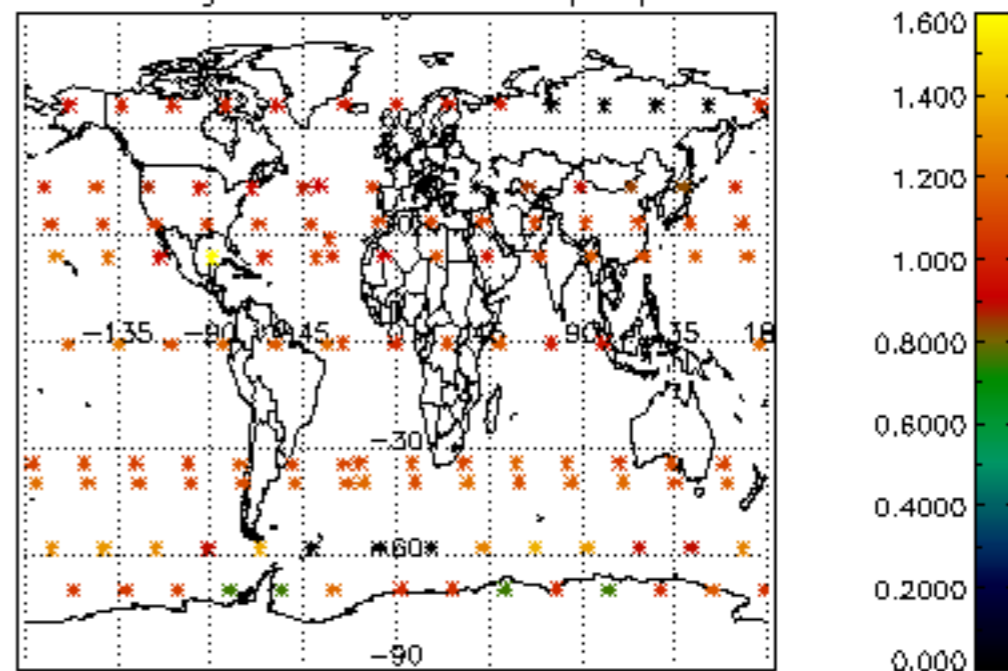




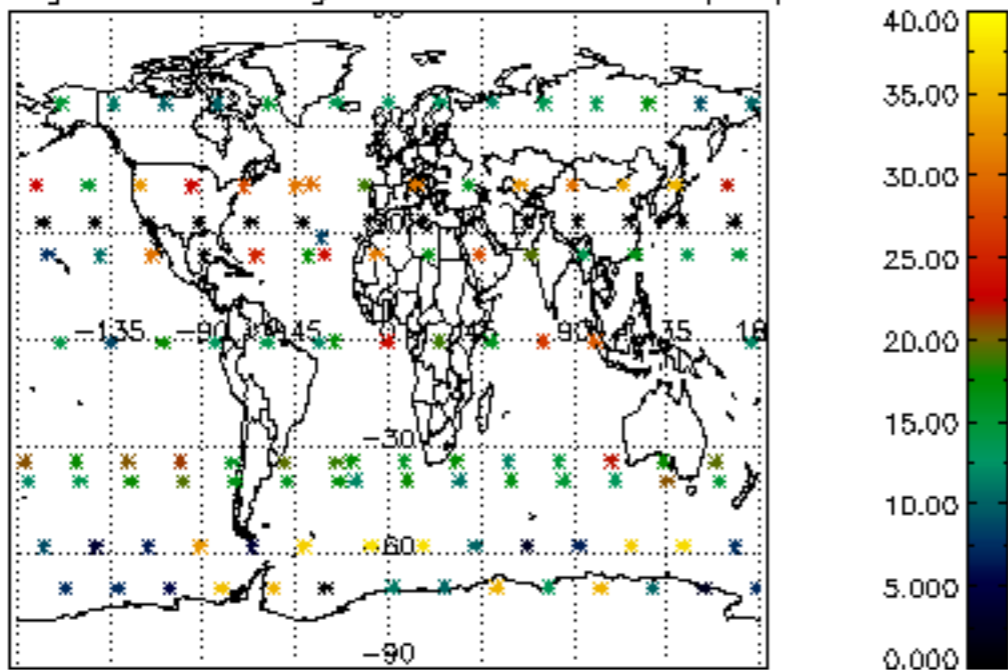
Percentage of cosmic ray hits per profile



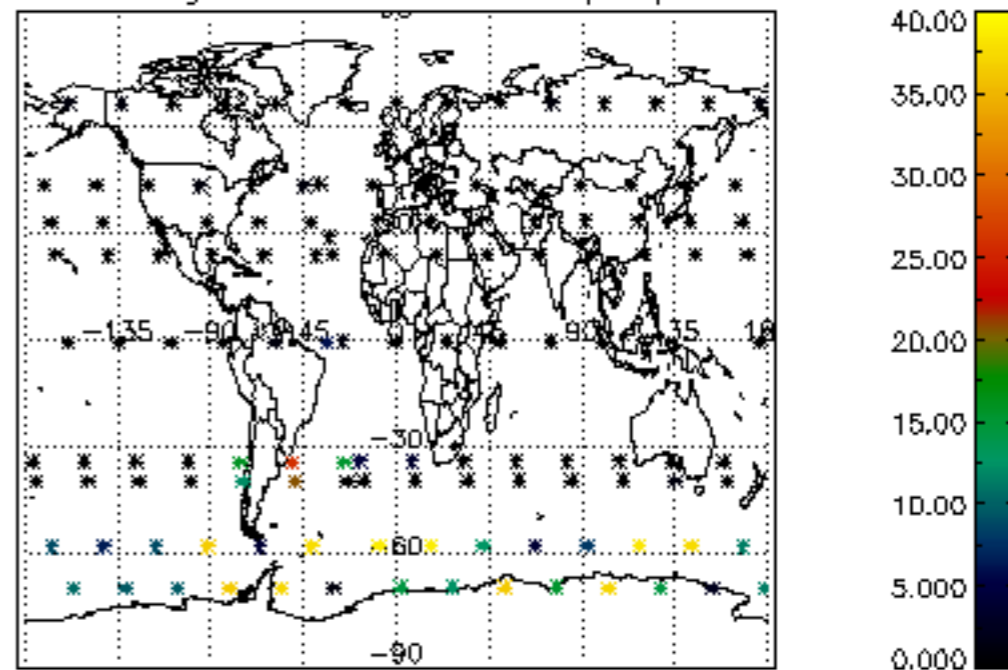
Percentage of datation errors per profile



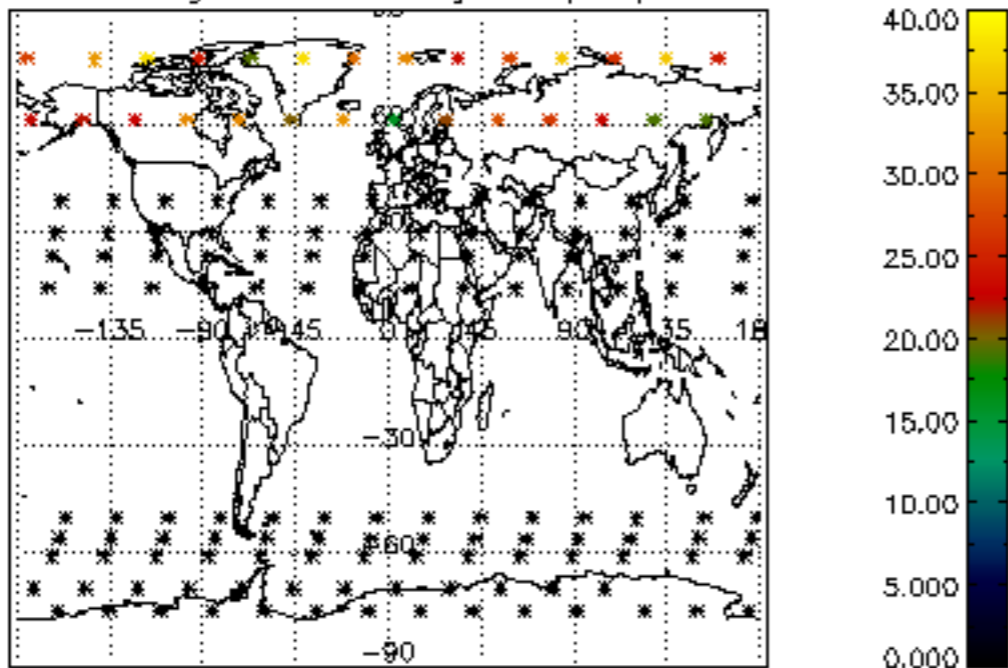
Percentage of star falling outside central band per profile



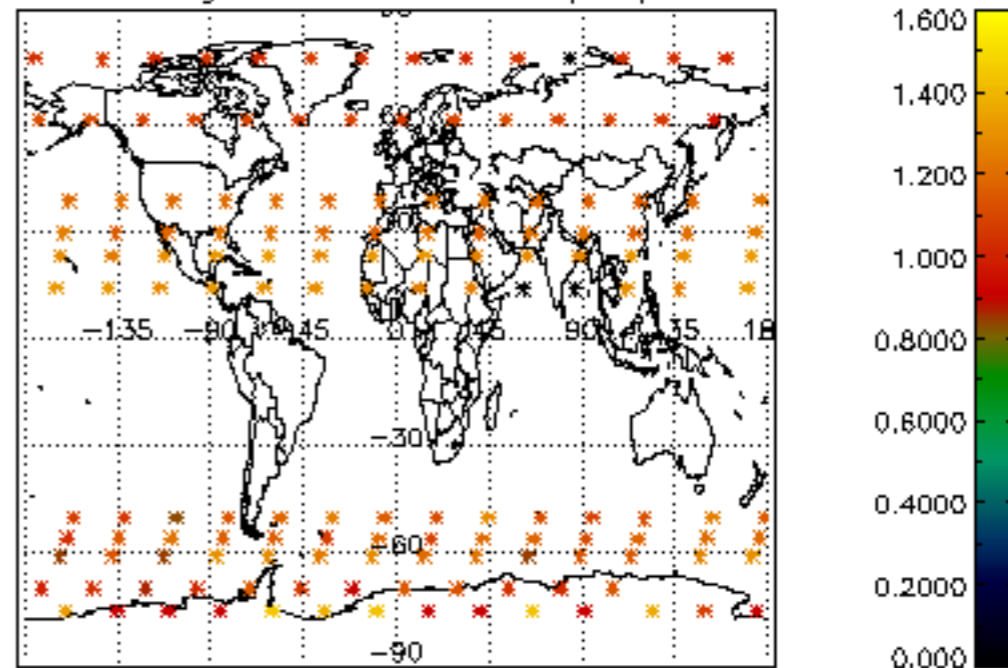
Percentage of saturation errors per profile



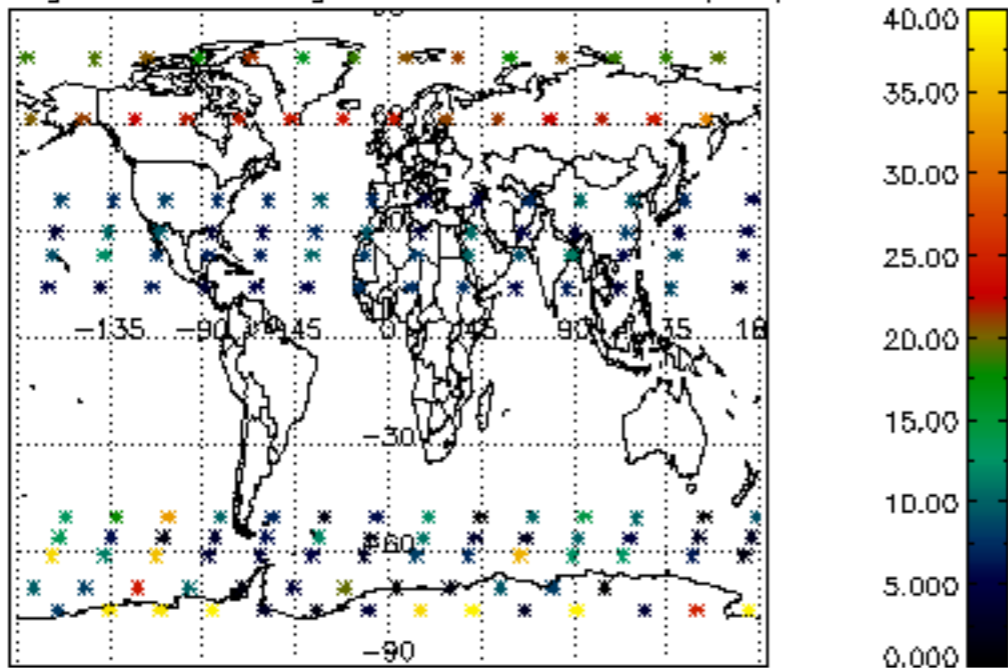
Percentage of cosmic ray hits per profile



Percentage of datation errors per profile



Percentage of star falling outside central band per profile



Percentage of saturation errors per profile

