

GOMOS Level 2 Daily Report

SUMMARY

[1. General Info](#)

[2. Summary of processed GOM_NL_2P products](#)

[3. Level 2 Quality information per product](#)

[3.1 Plot of level 2 quality information per product \(time dependant\)](#)

[3.2 Plot of level 2 quality information per product \(world map\)](#)

[4. Level 1 Quality information per product \(stored on level 2 products\)](#)

[4.1 Plot of level 1 quality information per product \(time dependant\)](#)

[4.1.1 Plot of level 1 quality information per product \(time dependant\): ASCENDING](#)

[4.1.2 Plot of level 1 quality information per product \(time dependant\): DESCENDING](#)

[4.2 Plot of level 1 quality information per product \(world map\)](#)

[4.2.1 Plot of level 1 quality information per product \(world map\): ASCENDING](#)

[4.2.2 Plot of level 1 quality information per product \(world map\): DESCENDING](#)

[5. Ozone profiles based on quality statistics and other trace gas profiles](#)

[5.1 Ozone statistics based on quality of products](#)

[5.2 Plot ozone profiles for all STD \(dark without errors\)](#)

[5.3 Plot ozone profiles where STD < 20% \(dark without errors\)](#)

[5.4. Plot ozone profiles where STD < 10% \(dark without errors\)](#)

[5.5. Plot ozone profiles where STD < 5% \(dark without errors\)](#)

[5.6 Plot NO2 profiles for all STD \(dark without errors\)](#)

[5.7 Plot NO3 profiles for all STD \(dark without errors\)](#)

[5.8 Plot H2O profiles \(only for occultations of stars 1,2,3,4,13,14,16,26,63 dark without errors\) for all STD](#)

[6. Auxiliary Data Files used for the production reported in section 2](#)

This report presents the daily analysis on parameters extracted from GOMOS level 2 data (GOM_NL__2P). It is intended to monitor some important parameters that will impact the quality of these products. A list of level 2 products (and content) that have arrived during the reporting day to the PCF is also given.

Item	Value
Time of report generation	26APR2013 13:50:44
Data source version	GOMOS/6.01
Start time of products	12-11-2009 (12NOV2009 00:00:00)
Stop time of products	13-11-2009 (13NOV2009 00:00:00)
Store outputs in DB	Yes
Nb of level 2 prods	206
Nb of prods with errors	0

2. Summary of processed GOM_NL__2P products.

Nr	Filename	UTC Start time	Limb	Duration	Star Id	Star Name	Star Mag	Star Temp	Nb Meas	Orbit	Prod. error
1	GOM_NL__2PRFIN20091112_000303_000000462084_00131_40265_0086.N1	12-NOV-2009 00:03:03	Dark	45.500	34	Gam2Vel	1.7930	23000.	91	40265	No
2	GOM_NL__2PRFIN20091112_000756_000000492084_00131_40265_0087.N1	12-NOV-2009 00:07:56	Dark	49.000	2	Alp Car	-0.73600	7000.0	98	40265	No
3	GOM_NL__2PRFIN20091112_002432_000000552084_00131_40265_0088.N1	12-NOV-2009 00:24:32	Straylight	54.500	165	34Gam Eri	2.9500	3200.0	109	40265	No
4	GOM_NL__2PRFIN20091112_003015_000000482084_00131_40265_0089.N1	12-NOV-2009 00:30:15	Twilight	47.500	94	92Alp Cet	2.5260	3100.0	95	40265	No
5	GOM_NL__2PRFIN20091112_003543_000000412084_00131_40265_0090.N1	12-NOV-2009 00:35:43	Bright	40.500	50	13Alp Ari	2.0070	4250.0	81	40265	No
6	GOM_NL__2PRFIN20091112_003742_000000432084_00131_40265_0091.N1	12-NOV-2009 00:37:42	Bright	43.000	146	25Eta Tau	2.8730	15200.	86	40265	No
7	GOM_NL__2PRFIN20091112_003903_000000372084_00131_40265_0092.N1	12-NOV-2009 00:39:03	Bright	36.500	173	4Bet Tri	3.0040	8900.0	73	40265	No
8	GOM_NL__2PRFIN20091112_004106_000000392084_00131_40265_0093.N1	12-NOV-2009 00:41:06	Bright	39.000	73	57Gam1And	2.2600	13100.	78	40265	No
9	GOM_NL__2PRFIN20091112_004257_000000452084_00131_40265_0094.N1	12-NOV-2009 00:42:57	Bright	44.500	149	45Eps Per	2.8880	30000.	89	40265	No
10	GOM_NL__2PRFIN20091112_004432_000000392084_00131_40265_0095.N1	12-NOV-2009 00:44:32	Bright	39.000	35	33Alp Per	1.7950	6250.0	78	40265	No
11	GOM_NL__2PRFIN20091112_010207_000000392084_00131_40265_0096.N1	12-NOV-2009 01:02:07	Bright	38.500	36	50Alp UMa	1.8000	6300.0	77	40265	No
12	GOM_NL__2PRFIN20091112_010345_000000392084_00131_40265_0097.N1	12-NOV-2009 01:03:45	Bright	39.000	82	48Bet UMa	2.3650	10600.	78	40265	No
13	GOM_NL__2PRFIN20091112_010741_000000612084_00131_40265_0098.N1	12-NOV-2009 01:07:41	Bright	61.000	174	52Psi UMa	3.0040	4400.0	122	40265	No
14	GOM_NL__2PRFIN20091112_011555_000000442084_00131_40265_0099.N1	12-NOV-2009 01:15:55	Bright	44.000	96	68Del Leo	2.5600	9300.0	88	40265	No
15	GOM_NL__2PRFIN20091112_014340_000000542084_00132_40266_0098.N1	12-NOV-2009 01:43:40	Dark	53.500	34	Gam2Vel	1.7930	23000.	107	40266	No
16	GOM_NL__2PRFIN20091112_014832_000000472084_00132_40266_0099.N1	12-NOV-2009 01:48:32	Dark	46.500	2	Alp Car	-0.73600	7000.0	93	40266	No
17	GOM_NL__2PRFIN20091112_020508_000000542084_00132_40266_0100.N1	12-NOV-2009 02:05:08	Straylight	54.000	165	34Gam Eri	2.9500	3200.0	108	40266	No
18	GOM_NL__2PRFIN20091112_021051_000000492084_00132_40266_0101.N1	12-NOV-2009 02:10:51	Twilight	48.500	94	92Alp Cet	2.5260	3100.0	97	40266	No
19	GOM_NL__2PRFIN20091112_021619_000000412084_00132_40266_0102.N1	12-NOV-2009 02:16:19	Bright	40.500	50	13Alp Ari	2.0070	4250.0	81	40266	No
20	GOM_NL__2PRFIN20091112_021817_000000472084_00132_40266_0103.N1	12-NOV-2009 02:18:17	Bright	47.000	146	25Eta Tau	2.8730	15200.	94	40266	No
21	GOM_NL__2PRFIN20091112_021939_000000372084_00132_40266_0104.N1	12-NOV-2009 02:19:39	Bright	37.000	173	4Bet Tri	3.0040	8900.0	74	40266	No
22	GOM_NL__2PRFIN20091112_022142_000000372084_00132_40266_0105.N1	12-NOV-2009 02:21:42	Bright	37.000	73	57Gam1And	2.2600	13100.	74	40266	No
23	GOM_NL__2PRFIN20091112_022332_000000462084_00132_40266_0106.N1	12-NOV-2009 02:23:32	Bright	46.000	149	45Eps Per	2.8880	30000.	92	40266	No
24	GOM_NL__2PRFIN20091112_022507_000000402084_00132_40266_0107.N1	12-NOV-2009 02:25:07	Bright	40.000	35	33Alp Per	1.7950	6250.0	80	40266	No
25	GOM_NL__2PRFIN20091112_024242_000000442084_00132_40266_0108.N1	12-NOV-2009 02:42:42	Bright	43.500	36	50Alp UMa	1.8000	6300.0	87	40266	No
26	GOM_NL__2PRFIN20091112_024421_000000412084_00132_40266_0109.N1	12-NOV-2009 02:44:21	Bright	40.500	82	48Bet UMa	2.3650	10600.	81	40266	No
27	GOM_NL__2PRFIN20091112_024817_000000402084_00132_40266_0110.N1	12-NOV-2009 02:48:17	Bright	39.500	174	52Psi UMa	3.0040	4400.0	79	40266	No
28	GOM_NL__2PRFIN20091112_025631_000000652084_00132_40266_0111.N1	12-NOV-2009 02:56:31	Bright	65.000	96	68Del Leo	2.5600	9300.0	130	40266	No
29	GOM_NL__2PRFIN20091112_032417_000000472084_00133_40267_0109.N1	12-NOV-2009 03:24:17	Dark	46.500	34	Gam2Vel	1.7930	23000.	93	40267	No
30	GOM_NL__2PRFIN20091112_032909_000000612084_00133_40267_0110.N1	12-NOV-2009 03:29:09	Dark	60.500	2	Alp Car	-0.73600	7000.0	121	40267	No
31	GOM_NL__2PRFIN20091112_034544_000000542084_00133_40267_0111.N1	12-NOV-2009 03:45:44	Straylight	54.000	165	34Gam Eri	2.9500	3200.0	108	40267	No
32	GOM_NL__2PRFIN20091112_035126_000000532084_00133_40267_0112.N1	12-NOV-2009 03:51:26	Twilight	53.000	94	92Alp Cet	2.5260	3100.0	106	40267	No
33	GOM_NL__2PRFIN20091112_035655_000000402084_00133_40267_0113.N1	12-NOV-2009 03:56:55	Bright	40.000	50	13Alp Ari	2.0070	4250.0	80	40267	No
34	GOM_NL__2PRFIN20091112_035853_000000462084_00133_40267_0114.N1	12-NOV-2009 03:58:53	Bright	46.000	146	25Eta Tau	2.8730	15200.	92	40267	No
35	GOM_NL__2PRFIN20091112_040014_000000382084_00133_40267_0115.N1	12-NOV-2009 04:00:14	Bright	37.500	173	4Bet Tri	3.0040	8900.0	75	40267	No
36	GOM_NL__2PRFIN20091112_040218_000000382084_00133_40267_0116.N1	12-NOV-2009 04:02:18	Bright	37.500	73	57Gam1And	2.2600	13100.	75	40267	No
37	GOM_NL__2PRFIN20091112_040408_000000462084_00133_40267_0117.N1	12-NOV-2009 04:04:08	Bright	46.000	149	45Eps Per	2.8880	30000.	92	40267	No
38	GOM_NL__2PRFIN20091112_040543_000000402084_00133_40267_0118.N1	12-NOV-2009 04:05:43	Bright	40.000	35	33Alp Per	1.7950	6250.0	80	40267	No
39	GOM_NL__2PRFIN20091112_042318_000000432084_00133_40267_0119.N1	12-NOV-2009 04:23:18	Bright	43.000	36	50Alp UMa	1.8000	6300.0	86	40267	No
40	GOM_NL__2PRFIN20091112_042456_000000402084_00133_40267_0120.N1	12-NOV-2009 04:24:56	Bright	40.000	82	48Bet UMa	2.3650	10600.	80	40267	No
41	GOM_NL__2PRFIN20091112_042853_000000612084_00133_40267_0121.N1	12-NOV-2009 04:28:53	Bright	61.000	174	52Psi UMa	3.0040	4400.0	122	40267	No
42	GOM_NL__2PRFIN20091112_043708_000000452084_00133_40267_0122.N1	12-NOV-2009 04:37:08	Bright	45.000	96	68Del Leo	2.5600	9300.0	90	40267	No

43	GOM_NL__2PRFIN20091112_050454_000000492084_00134_40268_0120.N1	12-NOV-2009 05:04:54	Dark	49.000	34	Gam2Vel	1.7930	23000.	98	40268	No
44	GOM_NL__2PRFIN20091112_050946_000000602084_00134_40268_0121.N1	12-NOV-2009 05:09:46	Dark	59.500	2	Alp Car	-0.73600	7000.0	119	40268	No
45	GOM_NL__2PRFIN20091112_051628_000000252084_00134_40268_0122.N1	12-NOV-2009 05:16:28	Dark	25.000	108	Alp Col	2.6520	15200.	50	40268	No
46	GOM_NL__2PRFIN20091112_052620_000000552084_00134_40268_0123.N1	12-NOV-2009 05:26:20	Straylight	54.500	165	34Gam Eri	2.9500	3200.0	109	40268	No
47	GOM_NL__2PRFIN20091112_053202_000000482084_00134_40268_0124.N1	12-NOV-2009 05:32:02	Tw_i_and_stray	47.500	94	92Alp Cet	2.5260	3100.0	95	40268	No
48	GOM_NL__2PRFIN20091112_053731_000000402084_00134_40268_0125.N1	12-NOV-2009 05:37:31	Bright	40.000	50	13Alp Ari	2.0070	4250.0	80	40268	No
49	GOM_NL__2PRFIN20091112_054050_000000382084_00134_40268_0126.N1	12-NOV-2009 05:40:50	Bright	37.500	173	4Bet Tri	3.0040	8900.0	75	40268	No
50	GOM_NL__2PRFIN20091112_054254_000000392084_00134_40268_0127.N1	12-NOV-2009 05:42:54	Bright	38.500	73	57Gam1And	2.2600	13100.	77	40268	No
51	GOM_NL__2PRFIN20091112_054443_000000442084_00134_40268_0128.N1	12-NOV-2009 05:44:43	Bright	44.000	149	45Eps Per	2.8880	30000.	88	40268	No
52	GOM_NL__2PRFIN20091112_054618_000000422084_00134_40268_0129.N1	12-NOV-2009 05:46:18	Bright	41.500	35	33Alp Per	1.7950	6250.0	83	40268	No
53	GOM_NL__2PRFIN20091112_060354_000000562084_00134_40268_0130.N1	12-NOV-2009 06:03:54	Bright	56.000	36	50Alp UMa	1.8000	6300.0	112	40268	No
54	GOM_NL__2PRFIN20091112_060532_000000432084_00134_40268_0131.N1	12-NOV-2009 06:05:32	Bright	42.500	82	48Bet UMa	2.3650	10600.	85	40268	No
55	GOM_NL__2PRFIN20091112_060929_000000432084_00134_40268_0132.N1	12-NOV-2009 06:09:29	Bright	42.500	174	52Psi UMa	3.0040	4400.0	85	40268	No
56	GOM_NL__2PRFIN20091112_061744_000000582084_00134_40268_0133.N1	12-NOV-2009 06:17:44	Bright	57.500	96	68Del Leo	2.5600	9300.0	115	40268	No
57	GOM_NL__2PRFIN20091112_064531_000000472084_00135_40269_0158.N1	12-NOV-2009 06:45:31	Dark	47.000	34	Gam2Vel	1.7930	23000.	94	40269	No
58	GOM_NL__2PRFIN20091112_065022_000000612084_00135_40269_0159.N1	12-NOV-2009 06:50:22	Dark	60.500	2	Alp Car	-0.73600	7000.0	121	40269	No
59	GOM_NL__2PRFIN20091112_065705_000000252084_00135_40269_0160.N1	12-NOV-2009 06:57:05	Dark	25.000	108	Alp Col	2.6520	15200.	50	40269	No
60	GOM_NL__2PRFIN20091112_070656_000000532084_00135_40269_0161.N1	12-NOV-2009 07:06:56	Straylight	53.000	165	34Gam Eri	2.9500	3200.0	106	40269	No
61	GOM_NL__2PRFIN20091112_071238_000000482084_00135_40269_0162.N1	12-NOV-2009 07:12:38	Tw_i_and_stray	47.500	94	92Alp Cet	2.5260	3100.0	95	40269	No
62	GOM_NL__2PRFIN20091112_071807_000000392084_00135_40269_0163.N1	12-NOV-2009 07:18:07	Bright	39.000	50	13Alp Ari	2.0070	4250.0	78	40269	No
63	GOM_NL__2PRFIN20091112_072127_000000362084_00135_40269_0164.N1	12-NOV-2009 07:21:27	Bright	35.500	173	4Bet Tri	3.0040	8900.0	71	40269	No
64	GOM_NL__2PRFIN20091112_072330_000000372084_00135_40269_0165.N1	12-NOV-2009 07:23:30	Bright	37.000	73	57Gam1And	2.2600	13100.	74	40269	No
65	GOM_NL__2PRFIN20091112_072519_000000462084_00135_40269_0166.N1	12-NOV-2009 07:25:19	Bright	45.500	149	45Eps Per	2.8880	30000.	91	40269	No
66	GOM_NL__2PRFIN20091112_072654_000000422084_00135_40269_0167.N1	12-NOV-2009 07:26:54	Bright	41.500	35	33Alp Per	1.7950	6250.0	83	40269	No
67	GOM_NL__2PRFIN20091112_074430_000000422084_00135_40269_0168.N1	12-NOV-2009 07:44:30	Bright	42.000	36	50Alp UMa	1.8000	6300.0	84	40269	No
68	GOM_NL__2PRFIN20091112_074608_000000422084_00135_40269_0169.N1	12-NOV-2009 07:46:08	Bright	41.500	82	48Bet UMa	2.3650	10600.	83	40269	No
69	GOM_NL__2PRFIN20091112_075005_000000432084_00135_40269_0170.N1	12-NOV-2009 07:50:05	Bright	42.500	174	52Psi UMa	3.0040	4400.0	85	40269	No
70	GOM_NL__2PRFIN20091112_075821_000000452084_00135_40269_0171.N1	12-NOV-2009 07:58:21	Bright	44.500	96	68Del Leo	2.5600	9300.0	89	40269	No
71	GOM_NL__2PRFIN20091112_082608_000000522084_00136_40270_0168.N1	12-NOV-2009 08:26:08	Dark	51.500	34	Gam2Vel	1.7930	23000.	103	40270	No
72	GOM_NL__2PRFIN20091112_083059_000000472084_00136_40270_0169.N1	12-NOV-2009 08:30:59	Dark	47.000	2	Alp Car	-0.73600	7000.0	94	40270	No
73	GOM_NL__2PRFIN20091112_083742_000000282084_00136_40270_0170.N1	12-NOV-2009 08:37:42	Dark	28.000	108	Alp Col	2.6520	15200.	56	40270	No
74	GOM_NL__2PRFIN20091112_084732_000000532084_00136_40270_0171.N1	12-NOV-2009 08:47:32	Straylight	52.500	165	34Gam Eri	2.9500	3200.0	105	40270	No
75	GOM_NL__2PRFIN20091112_085314_000000462084_00136_40270_0172.N1	12-NOV-2009 08:53:14	Tw_i_and_stray	45.500	94	92Alp Cet	2.5260	3100.0	91	40270	No
76	GOM_NL__2PRFIN20091112_085843_000000392084_00136_40270_0173.N1	12-NOV-2009 08:58:43	Bright	39.000	50	13Alp Ari	2.0070	4250.0	78	40270	No
77	GOM_NL__2PRFIN20091112_090202_000000372084_00136_40270_0174.N1	12-NOV-2009 09:02:02	Bright	37.000	173	4Bet Tri	3.0040	8900.0	74	40270	No
78	GOM_NL__2PRFIN20091112_090406_000000372084_00136_40270_0175.N1	12-NOV-2009 09:04:06	Bright	37.000	73	57Gam1And	2.2600	13100.	74	40270	No
79	GOM_NL__2PRFIN20091112_090554_000000442084_00136_40270_0176.N1	12-NOV-2009 09:05:54	Bright	44.000	149	45Eps Per	2.8880	30000.	88	40270	No
80	GOM_NL__2PRFIN20091112_090730_000000412084_00136_40270_0177.N1	12-NOV-2009 09:07:30	Bright	41.000	35	33Alp Per	1.7950	6250.0	82	40270	No
81	GOM_NL__2PRFIN20091112_092505_000000422084_00136_40270_0178.N1	12-NOV-2009 09:25:05	Bright	41.500	36	50Alp UMa	1.8000	6300.0	83	40270	No
82	GOM_NL__2PRFIN20091112_092644_000000392084_00136_40270_0179.N1	12-NOV-2009 09:26:44	Bright	38.500	82	48Bet UMa	2.3650	10600.	77	40270	No
83	GOM_NL__2PRFIN20091112_093041_000000472084_00136_40270_0180.N1	12-NOV-2009 09:30:41	Bright	46.500	174	52Psi UMa	3.0040	4400.0	93	40270	No
84	GOM_NL__2PRFIN20091112_093857_000000452084_00136_40270_0181.N1	12-NOV-2009 09:38:57	Bright	45.000	96	68Del Leo	2.5600	9300.0	90	40270	No
85	GOM_NL__2PRFIN20091112_095920_000000422084_00136_40270_0182.N1	12-NOV-2009 09:59:20	Dark	42.000	113	Mu Vel	2.6920	5000.0	84	40270	No
86	GOM_NL__2PRFIN20091112_100645_000000482084_00137_40271_0181.N1	12-NOV-2009 10:06:45	Dark	47.500	34	Gam2Vel	1.7930	23000.	95	40271	No
87	GOM_NL__2PRFIN20091112_101135_000000542084_00137_40271_0182.N1	12-NOV-2009 10:11:35	Dark	54.000	2	Alp Car	-0.73600	7000.0	108	40271	No
88	GOM_NL__2PRFIN20091112_101818_000000282084_00137_40271_0183.N1	12-NOV-2009 10:18:18	Dark	28.000	108	Alp Col	2.6520	15200.	56	40271	No
89	GOM_NL__2PRFIN20091112_102808_000000542084_00137_40271_0184.N1	12-NOV-2009 10:28:08	Straylight	53.500	165	34Gam Eri	2.9500	3200.0	107	40271	No
90	GOM_NL__2PRFIN20091112_103350_000000492084_00137_40271_0185.N1	12-NOV-2009 10:33:50	Tw_i_and_stray	49.000	94	92Alp Cet	2.5260	3100.0	98	40271	No
91	GOM_NL__2PRFIN20091112_103919_000000392084_00137_40271_0186.N1	12-NOV-2009 10:39:19	Bright	38.500	50	13Alp Ari	2.0070	4250.0	77	40271	No
92	GOM_NL__2PRFIN20091112_104238_000000362084_00137_40271_0187.N1	12-NOV-2009 10:42:38	Bright	36.000	173	4Bet Tri	3.0040	8900.0	72	40271	No
93	GOM_NL__2PRFIN20091112_104442_000000382084_00137_40271_0188.N1	12-NOV-2009 10:44:42	Bright	38.000	73	57Gam1And	2.2600	13100.	76	40271	No
94	GOM_NL__2PRFIN20091112_104629_000000442084_00137_40271_0189.N1	12-NOV-2009 10:46:29	Bright	44.000	149	45Eps Per	2.8880	30000.	88	40271	No
95	GOM_NL__2PRFIN20091112_104805_000000432084_00137_40271_0190.N1	12-NOV-2009 10:48:05	Bright	42.500	35	33Alp Per	1.7950	6250.0	85	40271	No
96	GOM_NL__2PRFIN20091112_110541_000000372084_00137_40271_0191.N1	12-NOV-2009 11:05:41	Bright	36.500	36	50Alp UMa	1.8000	6300.0	73	40271	No
97	GOM_NL__2PRFIN20091112_110719_000000402084_00137_40271_0192.N1	12-NOV-2009 11:07:19	Bright	39.500	82	48Bet UMa	2.3650	10600.	79	40271	No
98	GOM_NL__2PRFIN20091112_111117_000000412084_00137_40271_0193.N1	12-NOV-2009 11:11:17	Bright	40.500	174	52Psi UMa	3.0040	4400.0	81	40271	No
99	GOM_NL__2PRFIN20091112_111933_000000462084_00137_40271_0194.N1	12-NOV-2009 11:19:33	Bright	46.000	96	68Del Leo	2.5600	9300.0	92	40271	No
100	GOM_NL__2PRFIN20091112_113955_000000452084_00137_40271_0195.N1	12-NOV-2009 11:39:55	Dark	44.500	113	Mu Vel	2.6920	5000.0	89	40271	No
101	GOM_NL__2PRFIN20091112_114721_000000462084_00138_40272_0190.N1	12-NOV-2009 11:47:21	Dark	46.000	34	Gam2Vel	1.7930	23000.	92	40272	No

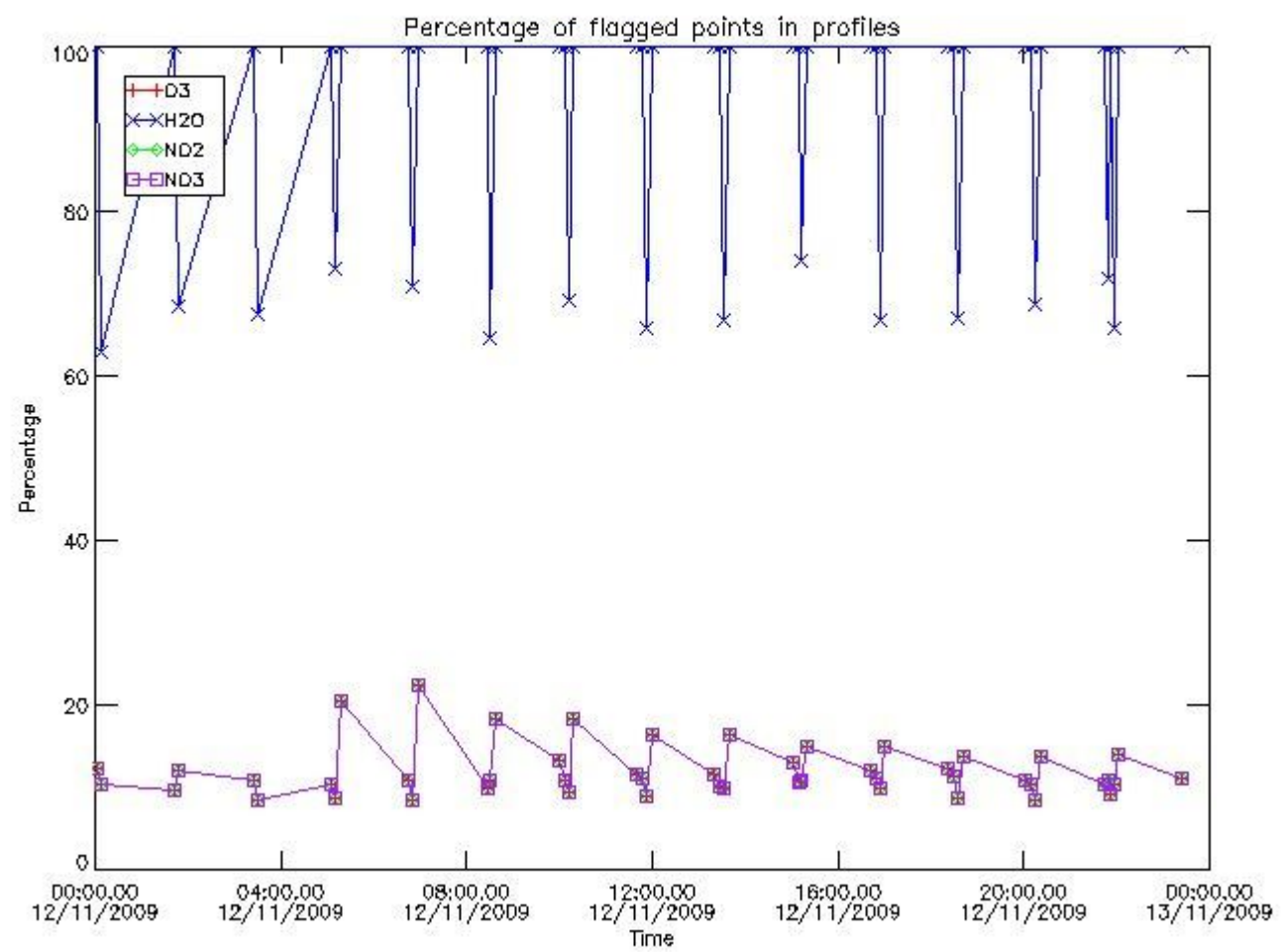
102	GOM_NL__2PRFIN20091112_115212_000000582084_00138_40272_0191.N1	12-NOV-2009 11:52:12	Dark	57.500	2	Alp Car	-0.73600	7000.0	115	40272	No
103	GOM_NL__2PRFIN20091112_115855_000000312084_00138_40272_0192.N1	12-NOV-2009 11:58:55	Dark	31.000	108	Alp Col	2.6520	15200.	62	40272	No
104	GOM_NL__2PRFIN20091112_120844_000000552084_00138_40272_0193.N1	12-NOV-2009 12:08:44	Straylight	54.500	165	34Gam Eri	2.9500	3200.0	109	40272	No
105	GOM_NL__2PRFIN20091112_121426_000000492084_00138_40272_0194.N1	12-NOV-2009 12:14:26	Tw_i_and_stray	49.000	94	92Alp Cet	2.5260	3100.0	98	40272	No
106	GOM_NL__2PRFIN20091112_121955_000000402084_00138_40272_0195.N1	12-NOV-2009 12:19:55	Bright	39.500	50	13Alp Ari	2.0070	4250.0	79	40272	No
107	GOM_NL__2PRFIN20091112_122314_000000372084_00138_40272_0196.N1	12-NOV-2009 12:23:14	Bright	37.000	173	4Bet Tri	3.0040	8900.0	74	40272	No
108	GOM_NL__2PRFIN20091112_122517_000000372084_00138_40272_0197.N1	12-NOV-2009 12:25:17	Bright	37.000	73	57Gam1And	2.2600	13100.	74	40272	No
109	GOM_NL__2PRFIN20091112_122704_000000442084_00138_40272_0198.N1	12-NOV-2009 12:27:04	Bright	44.000	149	45Eps Per	2.8880	30000.	88	40272	No
110	GOM_NL__2PRFIN20091112_122840_000000392084_00138_40272_0199.N1	12-NOV-2009 12:28:40	Bright	39.000	35	33Alp Per	1.7950	6250.0	78	40272	No
111	GOM_NL__2PRFIN20091112_124617_000000422084_00138_40272_0200.N1	12-NOV-2009 12:46:17	Bright	42.000	36	50Alp UMa	1.8000	6300.0	84	40272	No
112	GOM_NL__2PRFIN20091112_124755_000000412084_00138_40272_0201.N1	12-NOV-2009 12:47:55	Bright	41.000	82	48Bet UMa	2.3650	10600.	82	40272	No
113	GOM_NL__2PRFIN20091112_125153_000000422084_00138_40272_0202.N1	12-NOV-2009 12:51:53	Bright	41.500	174	52Psi UMa	3.0040	4400.0	83	40272	No
114	GOM_NL__2PRFIN20091112_130009_000000662084_00138_40272_0203.N1	12-NOV-2009 13:00:09	Bright	66.000	96	68Del Leo	2.5600	9300.0	132	40272	No
115	GOM_NL__2PRFIN20091112_132031_000000452084_00138_40272_0204.N1	12-NOV-2009 13:20:31	Dark	44.500	113	Mu Vel	2.6920	5000.0	89	40272	No
116	GOM_NL__2PRFIN20091112_132758_000000502084_00139_40273_0220.N1	12-NOV-2009 13:27:58	Dark	50.000	34	Gam2Vel	1.7930	23000.	100	40273	No
117	GOM_NL__2PRFIN20091112_133249_000000522084_00139_40273_0221.N1	12-NOV-2009 13:32:49	Dark	51.500	2	Alp Car	-0.73600	7000.0	103	40273	No
118	GOM_NL__2PRFIN20091112_133931_000000312084_00139_40273_0222.N1	12-NOV-2009 13:39:31	Dark	30.500	108	Alp Col	2.6520	15200.	61	40273	No
119	GOM_NL__2PRFIN20091112_134920_000000532084_00139_40273_0223.N1	12-NOV-2009 13:49:20	Straylight	52.500	165	34Gam Eri	2.9500	3200.0	105	40273	No
120	GOM_NL__2PRFIN20091112_135501_000000492084_00139_40273_0224.N1	12-NOV-2009 13:55:01	Tw_i_and_stray	48.500	94	92Alp Cet	2.5260	3100.0	97	40273	No
121	GOM_NL__2PRFIN20091112_140031_000000382084_00139_40273_0225.N1	12-NOV-2009 14:00:31	Bright	38.000	50	13Alp Ari	2.0070	4250.0	76	40273	No
122	GOM_NL__2PRFIN20091112_140349_000000372084_00139_40273_0226.N1	12-NOV-2009 14:03:49	Bright	36.500	173	4Bet Tri	3.0040	8900.0	73	40273	No
123	GOM_NL__2PRFIN20091112_140553_000000402084_00139_40273_0227.N1	12-NOV-2009 14:05:53	Bright	39.500	73	57Gam1And	2.2600	13100.	79	40273	No
124	GOM_NL__2PRFIN20091112_140739_000000522084_00139_40273_0228.N1	12-NOV-2009 14:07:39	Bright	52.000	149	45Eps Per	2.8880	30000.	104	40273	No
125	GOM_NL__2PRFIN20091112_140916_000000392084_00139_40273_0229.N1	12-NOV-2009 14:09:16	Bright	38.500	35	33Alp Per	1.7950	6250.0	77	40273	No
126	GOM_NL__2PRFIN20091112_142653_000000432084_00139_40273_0230.N1	12-NOV-2009 14:26:53	Bright	42.500	36	50Alp UMa	1.8000	6300.0	85	40273	No
127	GOM_NL__2PRFIN20091112_142831_000000552084_00139_40273_0231.N1	12-NOV-2009 14:28:31	Bright	55.000	82	48Bet UMa	2.3650	10600.	110	40273	No
128	GOM_NL__2PRFIN20091112_143228_000000442084_00139_40273_0232.N1	12-NOV-2009 14:32:28	Bright	43.500	174	52Psi UMa	3.0040	4400.0	87	40273	No
129	GOM_NL__2PRFIN20091112_144045_000000662084_00139_40273_0233.N1	12-NOV-2009 14:40:45	Bright	65.500	96	68Del Leo	2.5600	9300.0	131	40273	No
130	GOM_NL__2PRFIN20091112_150108_000000402084_00139_40273_0234.N1	12-NOV-2009 15:01:08	Dark	39.500	113	Mu Vel	2.6920	5000.0	79	40273	No
131	GOM_NL__2PRFIN20091112_150835_000000492084_00140_40274_0229.N1	12-NOV-2009 15:08:35	Dark	48.500	34	Gam2Vel	1.7930	23000.	97	40274	No
132	GOM_NL__2PRFIN20091112_151325_000000472084_00140_40274_0230.N1	12-NOV-2009 15:13:25	Dark	46.500	2	Alp Car	-0.73600	7000.0	93	40274	No
133	GOM_NL__2PRFIN20091112_152008_000000342084_00140_40274_0231.N1	12-NOV-2009 15:20:08	Dark	33.500	108	Alp Col	2.6520	15200.	67	40274	No
134	GOM_NL__2PRFIN20091112_152956_000000532084_00140_40274_0232.N1	12-NOV-2009 15:29:56	Straylight	53.000	165	34Gam Eri	2.9500	3200.0	106	40274	No
135	GOM_NL__2PRFIN20091112_153537_000000502084_00140_40274_0233.N1	12-NOV-2009 15:35:37	Tw_i_and_stray	49.500	94	92Alp Cet	2.5260	3100.0	99	40274	No
136	GOM_NL__2PRFIN20091112_154106_000000402084_00140_40274_0234.N1	12-NOV-2009 15:41:06	Bright	40.000	50	13Alp Ari	2.0070	4250.0	80	40274	No
137	GOM_NL__2PRFIN20091112_154425_000000362084_00140_40274_0235.N1	12-NOV-2009 15:44:25	Bright	36.000	173	4Bet Tri	3.0040	8900.0	72	40274	No
138	GOM_NL__2PRFIN20091112_154629_000000382084_00140_40274_0236.N1	12-NOV-2009 15:46:29	Bright	37.500	73	57Gam1And	2.2600	13100.	75	40274	No
139	GOM_NL__2PRFIN20091112_154814_000000432084_00140_40274_0237.N1	12-NOV-2009 15:48:14	Bright	43.000	149	45Eps Per	2.8880	30000.	86	40274	No
140	GOM_NL__2PRFIN20091112_154951_000000422084_00140_40274_0238.N1	12-NOV-2009 15:49:51	Bright	42.000	35	33Alp Per	1.7950	6250.0	84	40274	No
141	GOM_NL__2PRFIN20091112_160728_000000432084_00140_40274_0239.N1	12-NOV-2009 16:07:28	Bright	42.500	36	50Alp UMa	1.8000	6300.0	85	40274	No
142	GOM_NL__2PRFIN20091112_160907_000000392084_00140_40274_0240.N1	12-NOV-2009 16:09:07	Bright	39.000	82	48Bet UMa	2.3650	10600.	78	40274	No
143	GOM_NL__2PRFIN20091112_161304_000000452084_00140_40274_0241.N1	12-NOV-2009 16:13:04	Bright	44.500	174	52Psi UMa	3.0040	4400.0	89	40274	No
144	GOM_NL__2PRFIN20091112_162122_000000602084_00140_40274_0242.N1	12-NOV-2009 16:21:22	Bright	60.000	96	68Del Leo	2.5600	9300.0	120	40274	No
145	GOM_NL__2PRFIN20091112_164145_000000432084_00140_40274_0243.N1	12-NOV-2009 16:41:45	Dark	42.500	113	Mu Vel	2.6920	5000.0	85	40274	No
146	GOM_NL__2PRFIN20091112_164912_000000462084_00141_40275_0238.N1	12-NOV-2009 16:49:12	Dark	46.000	34	Gam2Vel	1.7930	23000.	92	40275	No
147	GOM_NL__2PRFIN20091112_165402_000000522084_00141_40275_0239.N1	12-NOV-2009 16:54:02	Dark	51.500	2	Alp Car	-0.73600	7000.0	103	40275	No
148	GOM_NL__2PRFIN20091112_170045_000000342084_00141_40275_0240.N1	12-NOV-2009 17:00:45	Dark	33.500	108	Alp Col	2.6520	15200.	67	40275	No
149	GOM_NL__2PRFIN20091112_171032_000000512084_00141_40275_0241.N1	12-NOV-2009 17:10:32	Straylight	51.000	165	34Gam Eri	2.9500	3200.0	102	40275	No
150	GOM_NL__2PRFIN20091112_171613_000000482084_00141_40275_0242.N1	12-NOV-2009 17:16:13	Tw_i_and_stray	47.500	94	92Alp Cet	2.5260	3100.0	95	40275	No
151	GOM_NL__2PRFIN20091112_172142_000000392084_00141_40275_0243.N1	12-NOV-2009 17:21:42	Bright	39.000	50	13Alp Ari	2.0070	4250.0	78	40275	No
152	GOM_NL__2PRFIN20091112_172501_000000372084_00141_40275_0244.N1	12-NOV-2009 17:25:01	Bright	37.000	173	4Bet Tri	3.0040	8900.0	74	40275	No
153	GOM_NL__2PRFIN20091112_172705_000000372084_00141_40275_0245.N1	12-NOV-2009 17:27:05	Bright	36.500	73	57Gam1And	2.2600	13100.	73	40275	No
154	GOM_NL__2PRFIN20091112_172849_000000462084_00141_40275_0246.N1	12-NOV-2009 17:28:49	Bright	46.000	149	45Eps Per	2.8880	30000.	92	40275	No
155	GOM_NL__2PRFIN20091112_173027_000000422084_00141_40275_0247.N1	12-NOV-2009 17:30:27	Bright	41.500	35	33Alp Per	1.7950	6250.0	83	40275	No
156	GOM_NL__2PRFIN20091112_174804_000000382084_00141_40275_0248.N1	12-NOV-2009 17:48:04	Bright	37.500	36	50Alp UMa	1.8000	6300.0	75	40275	No
157	GOM_NL__2PRFIN20091112_174942_000000602084_00141_40275_0249.N1	12-NOV-2009 17:49:42	Bright	60.000	82	48Bet UMa	2.3650	10600.	120	40275	No
158	GOM_NL__2PRFIN20091112_175340_000000412084_00141_40275_0250.N1	12-NOV-2009 17:53:40	Bright	40.500	174	52Psi UMa	3.0040	4400.0	81	40275	No
159	GOM_NL__2PRFIN20091112_180158_000000452084_00141_40275_0251.N1	12-NOV-2009 18:01:58	Bright	45.000	96	68Del Leo	2.5600	9300.0	90	40275	No
160	GOM_NL__2PRFIN20091112_182221_000000422084_00141_40275_0252.N1	12-NOV-2009 18:22:21	Dark	41.500	113	Mu Vel	2.6920	5000.0	83	40275	No

161	GOM_NL__2PRFIN20091112_182949_000000452084_00142_40276_0247.N1	12-NOV-2009 18:29:49	Dark	45.000	34	Gam2Vel	1.7930	23000.	90	40276	No
162	GOM_NL__2PRFIN20091112_183439_000000582084_00142_40276_0248.N1	12-NOV-2009 18:34:39	Dark	58.000	2	Alp Car	-0.73600	7000.0	116	40276	No
163	GOM_NL__2PRFIN20091112_184121_000000372084_00142_40276_0249.N1	12-NOV-2009 18:41:21	Dark	37.000	108	Alp Col	2.6520	15200.	74	40276	No
164	GOM_NL__2PRFIN20091112_185108_000000512084_00142_40276_0250.N1	12-NOV-2009 18:51:08	Straylight	51.000	165	34Gam Eri	2.9500	3200.0	102	40276	No
165	GOM_NL__2PRFIN20091112_185649_000000482084_00142_40276_0251.N1	12-NOV-2009 18:56:49	Tw_i_and_stray	48.000	94	92Alp Cet	2.5260	3100.0	96	40276	No
166	GOM_NL__2PRFIN20091112_190218_000000392084_00142_40276_0252.N1	12-NOV-2009 19:02:18	Bright	38.500	50	13Alp Ari	2.0070	4250.0	77	40276	No
167	GOM_NL__2PRFIN20091112_190537_000000362084_00142_40276_0253.N1	12-NOV-2009 19:05:37	Bright	36.000	173	4Bet Tri	3.0040	8900.0	72	40276	No
168	GOM_NL__2PRFIN20091112_190741_000000382084_00142_40276_0254.N1	12-NOV-2009 19:07:41	Bright	38.000	73	57Gam1And	2.2600	13100.	76	40276	No
169	GOM_NL__2PRFIN20091112_190925_000000442084_00142_40276_0255.N1	12-NOV-2009 19:09:25	Bright	44.000	149	45Eps Per	2.8880	30000.	88	40276	No
170	GOM_NL__2PRFIN20091112_191102_000000402084_00142_40276_0256.N1	12-NOV-2009 19:11:02	Bright	39.500	35	33Alp Per	1.7950	6250.0	79	40276	No
171	GOM_NL__2PRFIN20091112_192840_000000442084_00142_40276_0257.N1	12-NOV-2009 19:28:40	Bright	44.000	36	50Alp UMa	1.8000	6300.0	88	40276	No
172	GOM_NL__2PRFIN20091112_193018_000000452084_00142_40276_0258.N1	12-NOV-2009 19:30:18	Bright	45.000	82	48Bet UMa	2.3650	10600.	90	40276	No
173	GOM_NL__2PRFIN20091112_193416_000000412084_00142_40276_0259.N1	12-NOV-2009 19:34:16	Bright	41.000	174	52Psi UMa	3.0040	4400.0	82	40276	No
174	GOM_NL__2PRFIN20091112_194235_000000472084_00142_40276_0260.N1	12-NOV-2009 19:42:35	Bright	46.500	96	68Del Leo	2.5600	9300.0	93	40276	No
175	GOM_NL__2PRFIN20091112_200258_000000482084_00142_40276_0261.N1	12-NOV-2009 20:02:58	Dark	47.500	113	Mu Vel	2.6920	5000.0	95	40276	No
176	GOM_NL__2PRFIN20091112_201026_000000502084_00143_40277_0256.N1	12-NOV-2009 20:10:26	Dark	49.500	34	Gam2Vel	1.7930	23000.	99	40277	No
177	GOM_NL__2PRFIN20091112_201515_000000612084_00143_40277_0257.N1	12-NOV-2009 20:15:15	Dark	60.500	2	Alp Car	-0.73600	7000.0	121	40277	No
178	GOM_NL__2PRFIN20091112_202158_000000372084_00143_40277_0258.N1	12-NOV-2009 20:21:58	Dark	37.000	108	Alp Col	2.6520	15200.	74	40277	No
179	GOM_NL__2PRFIN20091112_203144_000000532084_00143_40277_0259.N1	12-NOV-2009 20:31:44	Straylight	52.500	165	34Gam Eri	2.9500	3200.0	105	40277	No
180	GOM_NL__2PRFIN20091112_203725_000000482084_00143_40277_0260.N1	12-NOV-2009 20:37:25	Tw_i_and_stray	48.000	94	92Alp Cet	2.5260	3100.0	96	40277	No
181	GOM_NL__2PRFIN20091112_204254_000000412084_00143_40277_0261.N1	12-NOV-2009 20:42:54	Bright	40.500	50	13Alp Ari	2.0070	4250.0	81	40277	No
182	GOM_NL__2PRFIN20091112_204613_000000362084_00143_40277_0262.N1	12-NOV-2009 20:46:13	Bright	35.500	173	4Bet Tri	3.0040	8900.0	71	40277	No
183	GOM_NL__2PRFIN20091112_204817_000000372084_00143_40277_0263.N1	12-NOV-2009 20:48:17	Bright	37.000	73	57Gam1And	2.2600	13100.	74	40277	No
184	GOM_NL__2PRFIN20091112_205000_000000462084_00143_40277_0264.N1	12-NOV-2009 20:50:00	Bright	45.500	149	45Eps Per	2.8880	30000.	91	40277	No
185	GOM_NL__2PRFIN20091112_205138_000000422084_00143_40277_0265.N1	12-NOV-2009 20:51:38	Bright	41.500	35	33Alp Per	1.7950	6250.0	83	40277	No
186	GOM_NL__2PRFIN20091112_210916_000000442084_00143_40277_0266.N1	12-NOV-2009 21:09:16	Bright	43.500	36	50Alp UMa	1.8000	6300.0	87	40277	No
187	GOM_NL__2PRFIN20091112_211054_000000412084_00143_40277_0267.N1	12-NOV-2009 21:10:54	Bright	41.000	82	48Bet UMa	2.3650	10600.	82	40277	No
188	GOM_NL__2PRFIN20091112_211452_000000442084_00143_40277_0268.N1	12-NOV-2009 21:14:52	Bright	44.000	174	52Psi UMa	3.0040	4400.0	88	40277	No
189	GOM_NL__2PRFIN20091112_212311_000000662084_00143_40277_0269.N1	12-NOV-2009 21:23:11	Bright	65.500	96	68Del Leo	2.5600	9300.0	131	40277	No
190	GOM_NL__2PRFIN20091112_214334_000000492084_00143_40277_0270.N1	12-NOV-2009 21:43:34	Dark	49.000	113	Mu Vel	2.6920	5000.0	98	40277	No
191	GOM_NL__2PRFIN20091112_215023_000000472084_00144_40278_0265.N1	12-NOV-2009 21:50:23	Dark	46.500	41	Eps Car	1.8600	4100.0	93	40278	No
192	GOM_NL__2PRFIN20091112_215151_000000552084_00144_40278_0266.N1	12-NOV-2009 21:51:51	Dark	55.000	70	Zet Pup	2.2460	39000.	110	40278	No
193	GOM_NL__2PRFIN20091112_215552_000000552084_00144_40278_0267.N1	12-NOV-2009 21:55:52	Dark	54.500	2	Alp Car	-0.73600	7000.0	109	40278	No
194	GOM_NL__2PRFIN20091112_220235_000000402084_00144_40278_0268.N1	12-NOV-2009 22:02:35	Dark	40.000	108	Alp Col	2.6520	15200.	80	40278	No
195	GOM_NL__2PRFIN20091112_221220_000000532084_00144_40278_0269.N1	12-NOV-2009 22:12:20	Straylight	53.000	165	34Gam Eri	2.9500	3200.0	106	40278	No
196	GOM_NL__2PRFIN20091112_221800_000000492084_00144_40278_0270.N1	12-NOV-2009 22:18:00	Tw_i_and_stray	48.500	94	92Alp Cet	2.5260	3100.0	97	40278	No
197	GOM_NL__2PRFIN20091112_222330_000000402084_00144_40278_0271.N1	12-NOV-2009 22:23:30	Bright	39.500	50	13Alp Ari	2.0070	4250.0	79	40278	No
198	GOM_NL__2PRFIN20091112_222649_000000372084_00144_40278_0272.N1	12-NOV-2009 22:26:49	Bright	37.000	173	4Bet Tri	3.0040	8900.0	74	40278	No
199	GOM_NL__2PRFIN20091112_222853_000000362084_00144_40278_0273.N1	12-NOV-2009 22:28:53	Bright	36.000	73	57Gam1And	2.2600	13100.	72	40278	No
200	GOM_NL__2PRFIN20091112_223035_000000442084_00144_40278_0274.N1	12-NOV-2009 22:30:35	Bright	43.500	149	45Eps Per	2.8880	30000.	87	40278	No
201	GOM_NL__2PRFIN20091112_223214_000000412084_00144_40278_0275.N1	12-NOV-2009 22:32:14	Bright	40.500	35	33Alp Per	1.7950	6250.0	81	40278	No
202	GOM_NL__2PRFIN20091112_224952_000000392084_00144_40278_0276.N1	12-NOV-2009 22:49:52	Bright	39.000	36	50Alp UMa	1.8000	6300.0	78	40278	No
203	GOM_NL__2PRFIN20091112_225130_000000442084_00144_40278_0277.N1	12-NOV-2009 22:51:30	Bright	44.000	82	48Bet UMa	2.3650	10600.	88	40278	No
204	GOM_NL__2PRFIN20091112_225528_000000392084_00144_40278_0278.N1	12-NOV-2009 22:55:28	Bright	39.000	174	52Psi UMa	3.0040	4400.0	78	40278	No
205	GOM_NL__2PRFIN20091112_230347_000000462084_00144_40278_0279.N1	12-NOV-2009 23:03:47	Bright	46.000	96	68Del Leo	2.5600	9300.0	92	40278	No
206	GOM_NL__2PRFIN20091112_232410_000000462084_00144_40278_0280.N1	12-NOV-2009 23:24:10	Dark	45.500	113	Mu Vel	2.6920	5000.0	91	40278	No

3. Quality information per product


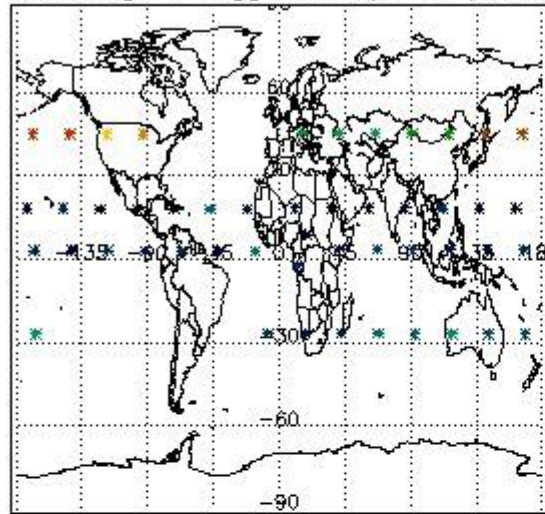
In this section it is plotted some information contained in the Quality Summary data set of the level 2 products. Only products in dark limb conditions and without errors (error flag in the MPH set to "0") are used.

3.1 Plot quality information per product (time dependant)

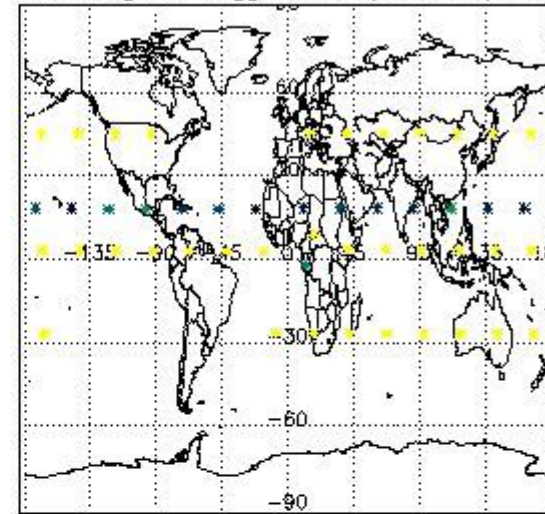


3.2 Plot quality information per product (world map)

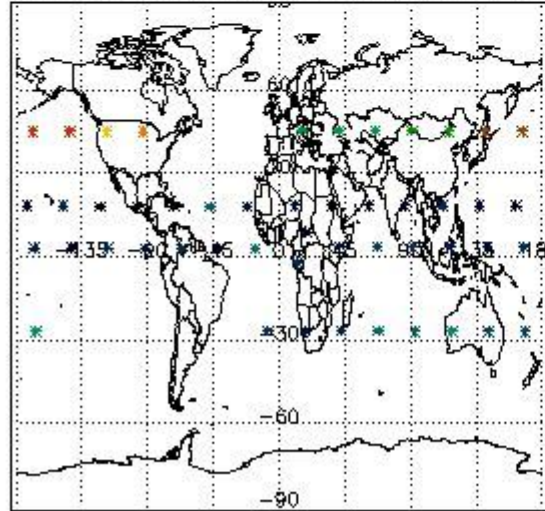
Percentage of flagged data per O3 profile



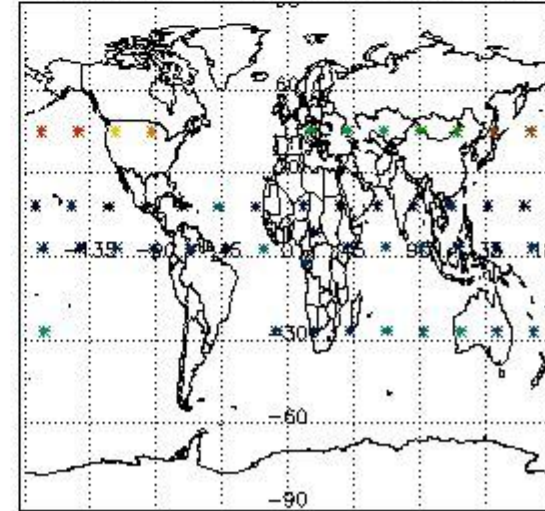
Percentage of flagged data per H2O profile



Percentage of flagged data per NO2 profile



Percentage of flagged data per NO3 profile

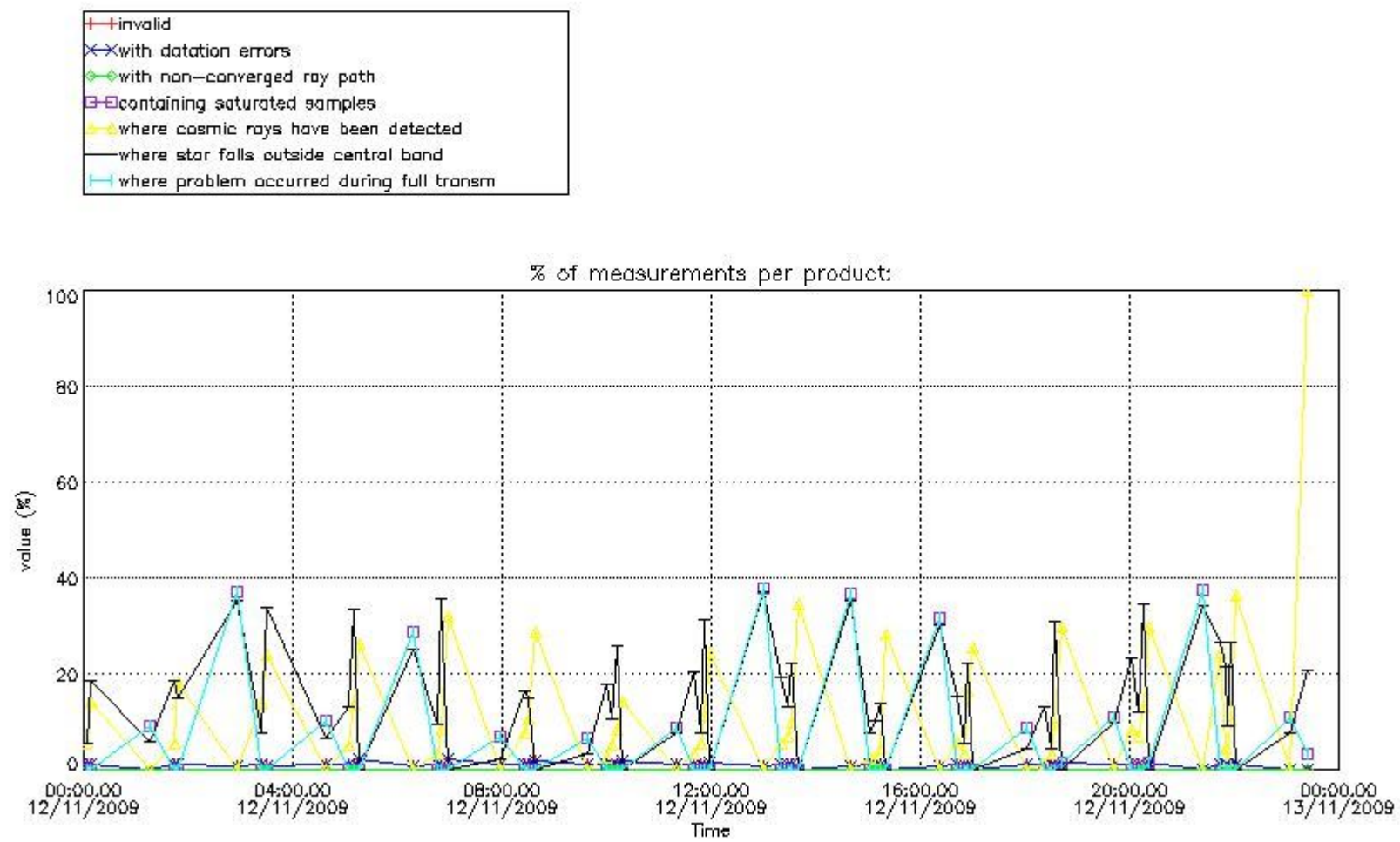


4. Level 1 quality information per product

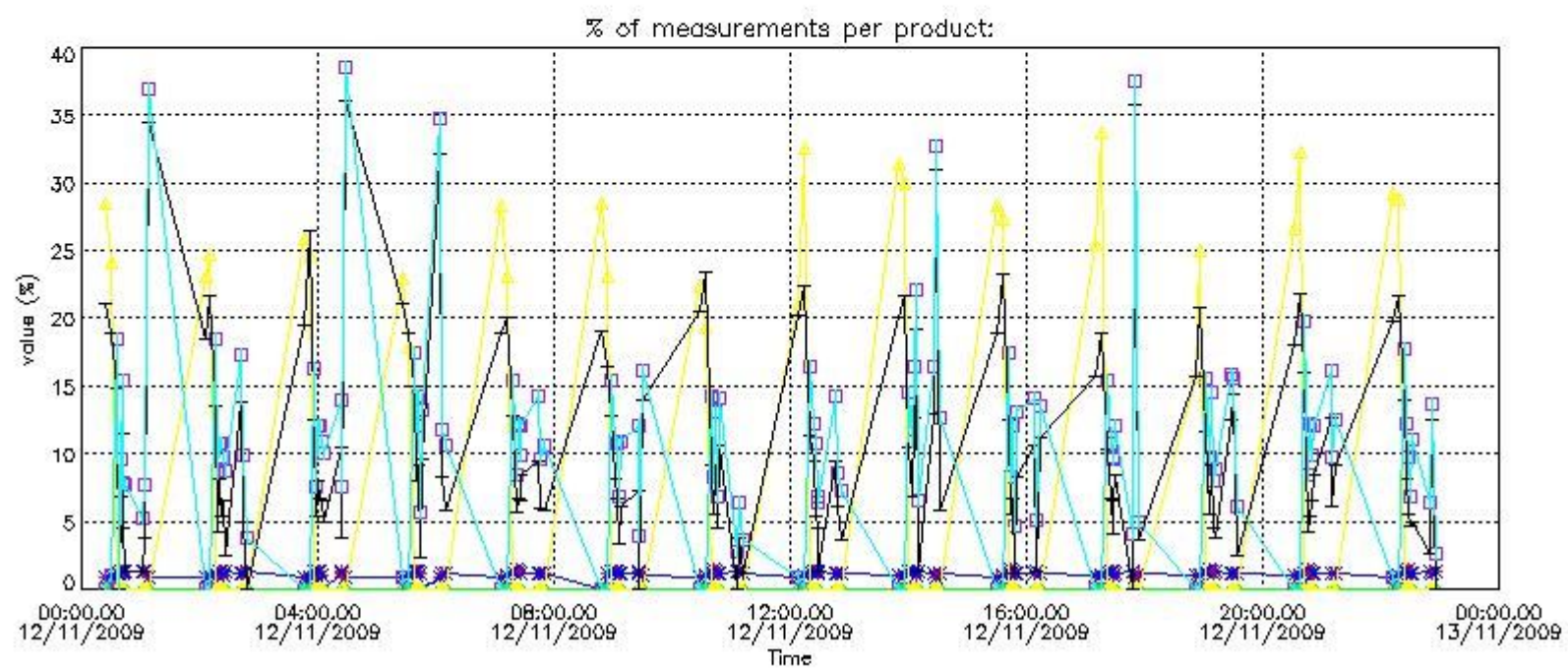
In this section it is plotted some information contained in the Quality Summary data set of the level 2 products that comes from the level 1b processing. Products without errors (error flag in the MPH set to "0") are used.

4.1 Plot quality information per product (time dependant) coming from level 1b processing

4.1.1 Plot level 1 quality information per product (time dependant): ENVISAT ASCENDING passes



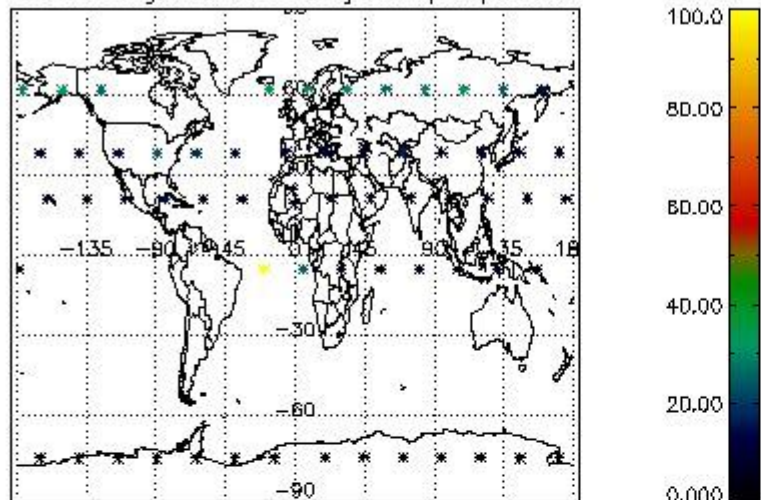
4.1.2 Plot level 1 quality information per product (time dependant): ENVI SAT DESCENDING passes



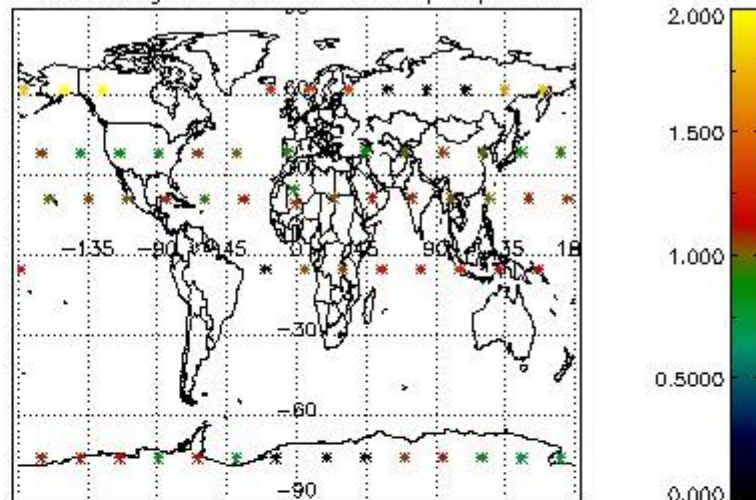
4.2 Plot quality information per product coming from level 1b processing (world map)

4.2.1 Plot level 1 quality information per product (world map): ENVI SAT ASCENDING passes

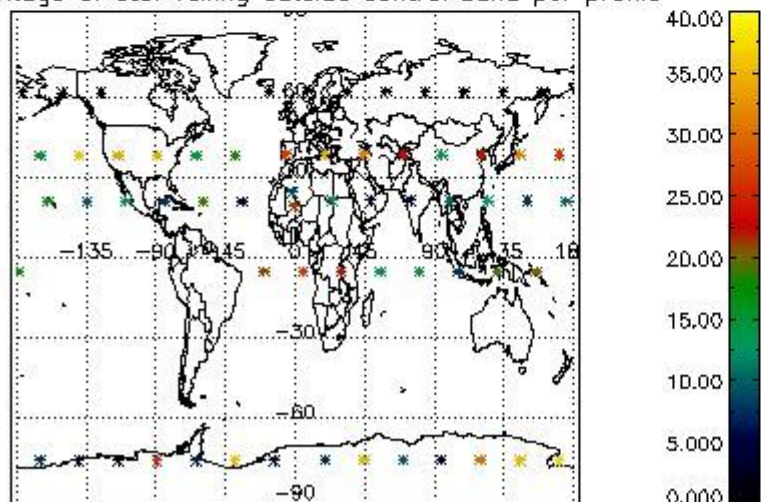
Percentage of cosmic ray hits per profile



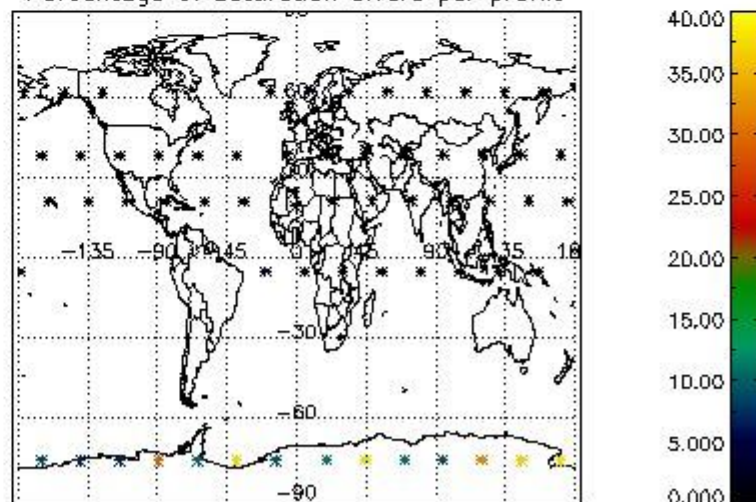
Percentage of datation errors per profile



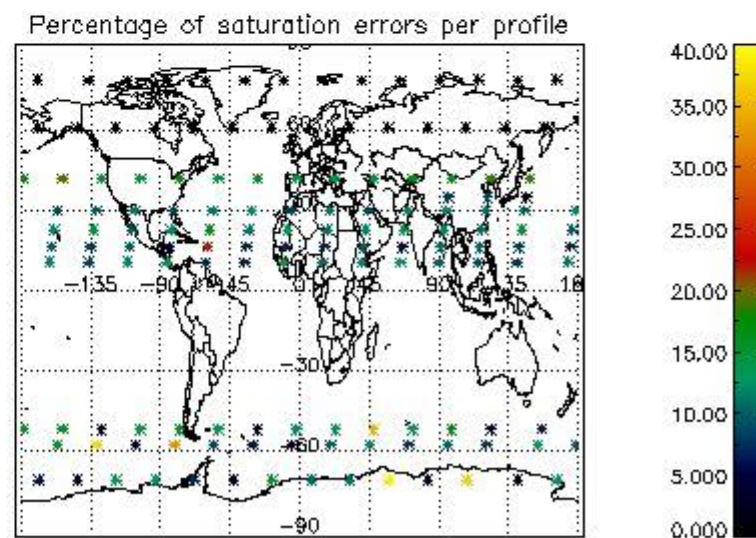
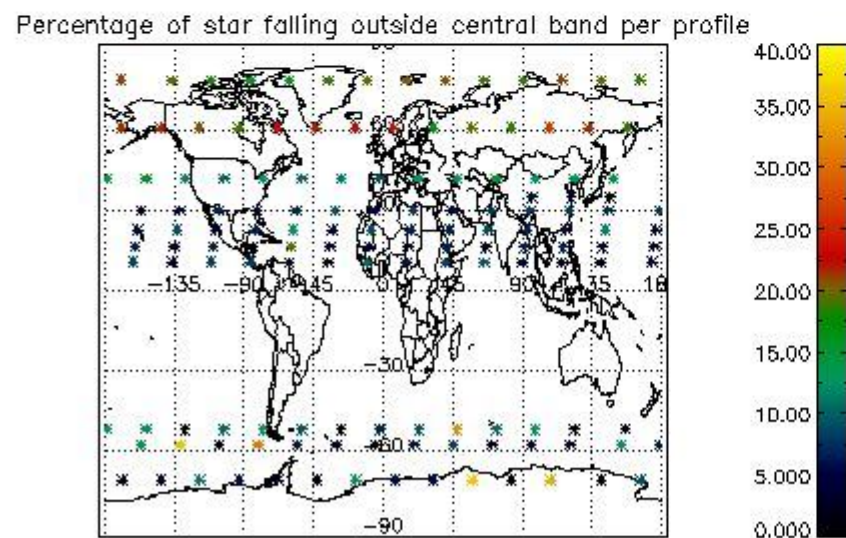
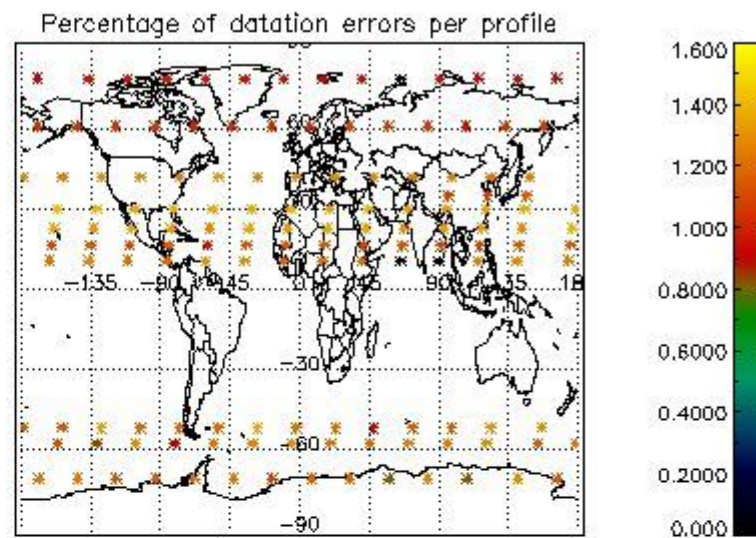
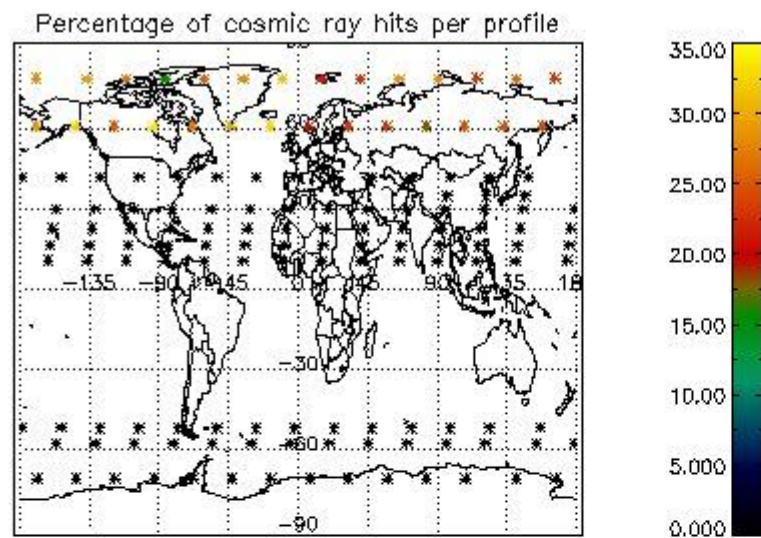
Percentage of star falling outside central band per profile



Percentage of saturation errors per profile



4.2.2 Plot level 1 quality information per product (world map): ENVISAT DESCENDING passes



5. Trace gas profiles

5.1 Ozone statistics based on quality of products

The final quality of the products can be "measured" using the STD (Standard Deviation) attached to every point profile. This information is written to the parameter GOM_NL__2P/NL_LOCAL_SPECIES_DENSITY/o3_std of the level 2 products. The table below shows the statistics for given STD ranges.

The statistics are given with respect to the overall valid production:

- Products without fatal errors: GOM_NL__2P/MPH/PRODUCT_ERR=0
- Valid point profile: GOM_NL__2P/NL_LOCAL_SPECIES_DENSITY/pcd(0)=0

The 'Criteria' is applied to valid points of dark limb products:

- Products in dark limb illumination condition: GOM_NL__2P/NL_SUMMARY_QUALITY/obs_ill_cond=0
- Products without fatal errors: GOM_NL__2P/MPH/PRODUCT_ERR=0
- Valid point profile: GOM_NL__2P/NL_LOCAL_SPECIES_DENSITY/pcd(0)=0

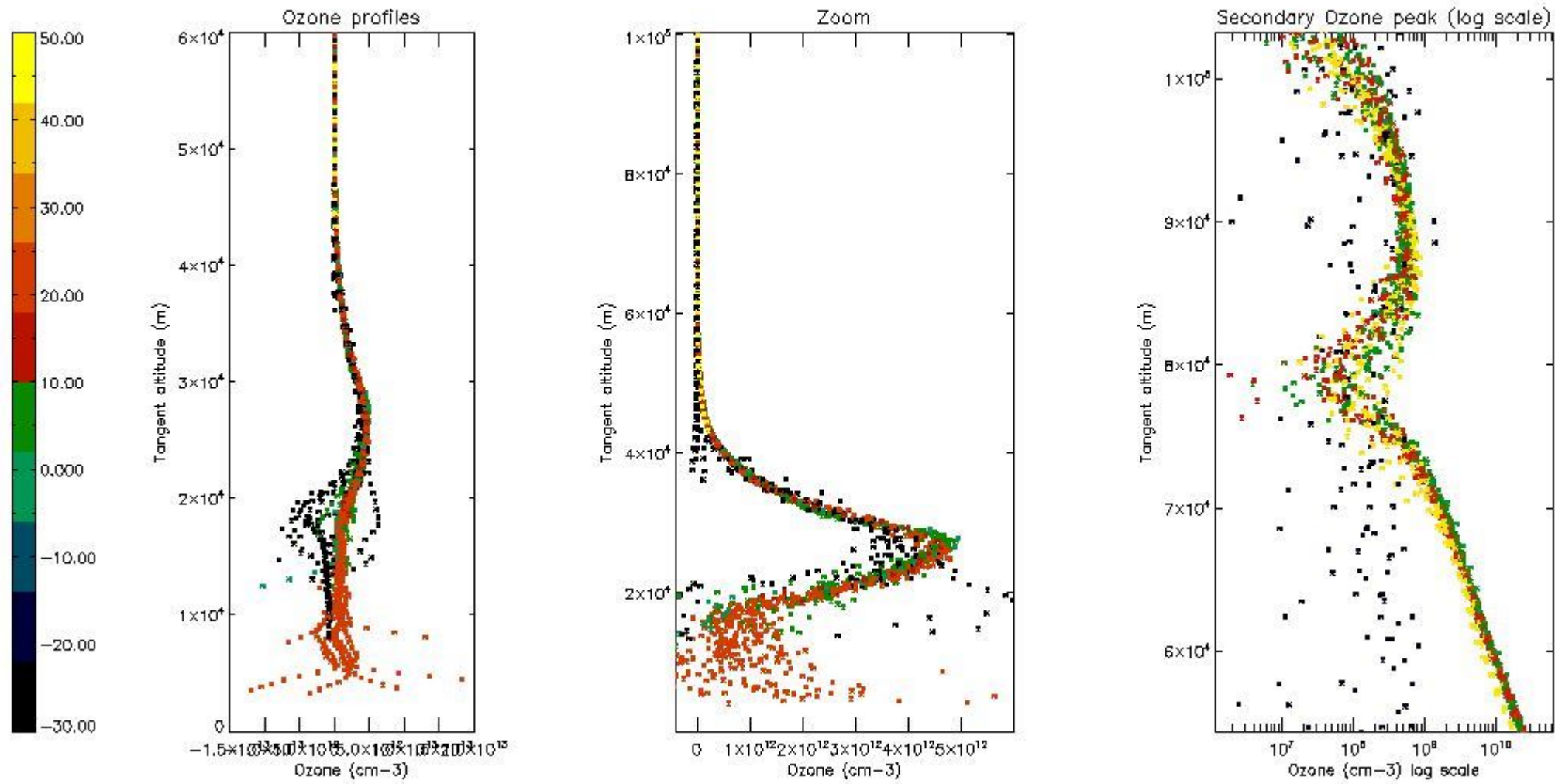
So, the table below shows the percentage of dark limb and valid observations for each criteria with respect to the overall valid daily observations.

Criteria	% of total production
All STD	25
STD < 20	15

STD < 10	12
STD < 5	9

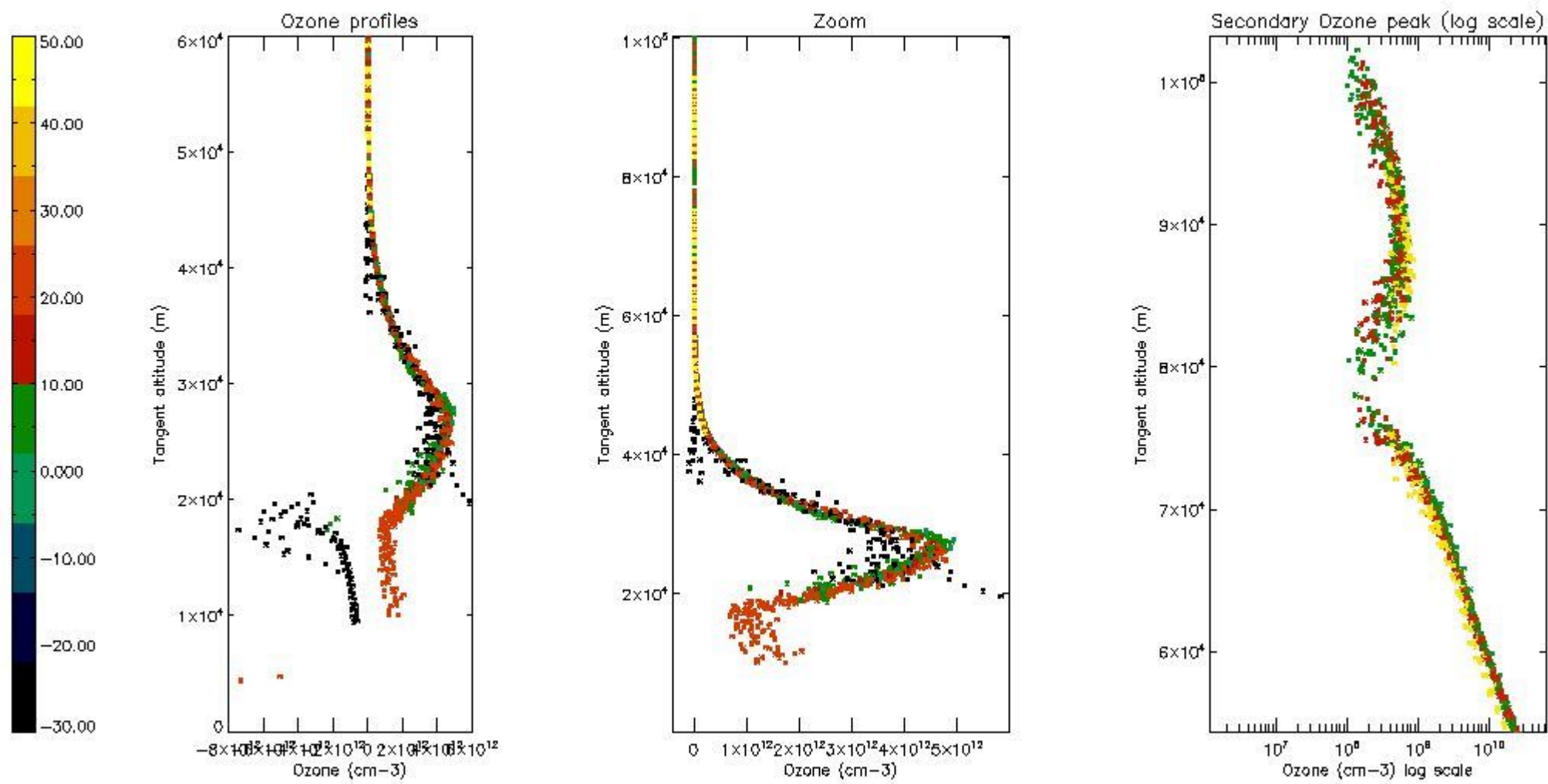
5.2 Plot ozone profiles for all STD (dark without errors)

The colorbar represents the latitude.



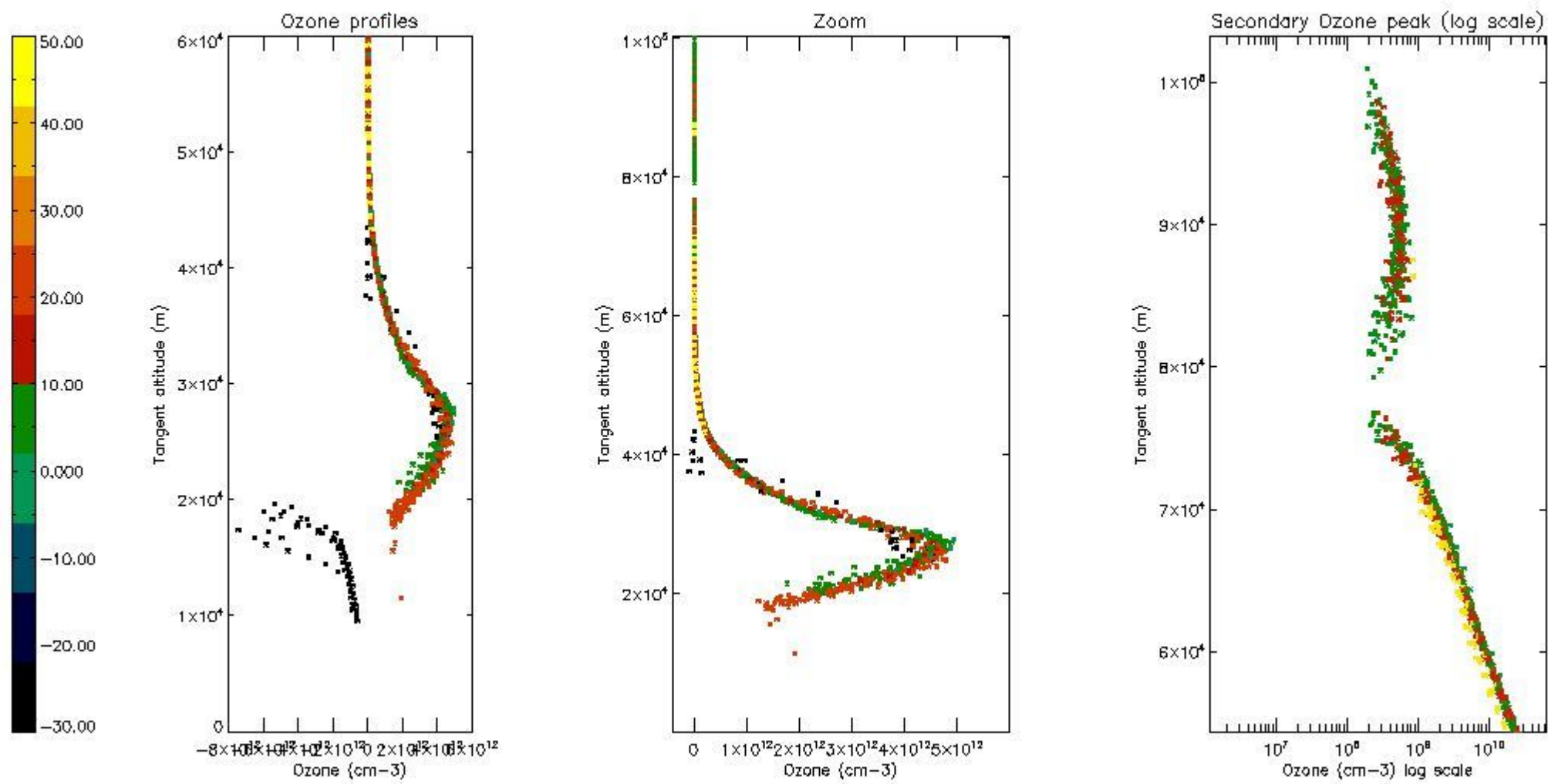
5.3 Plot ozone profiles where STD < 20% (dark without errors)

The colorbar represents the latitude.



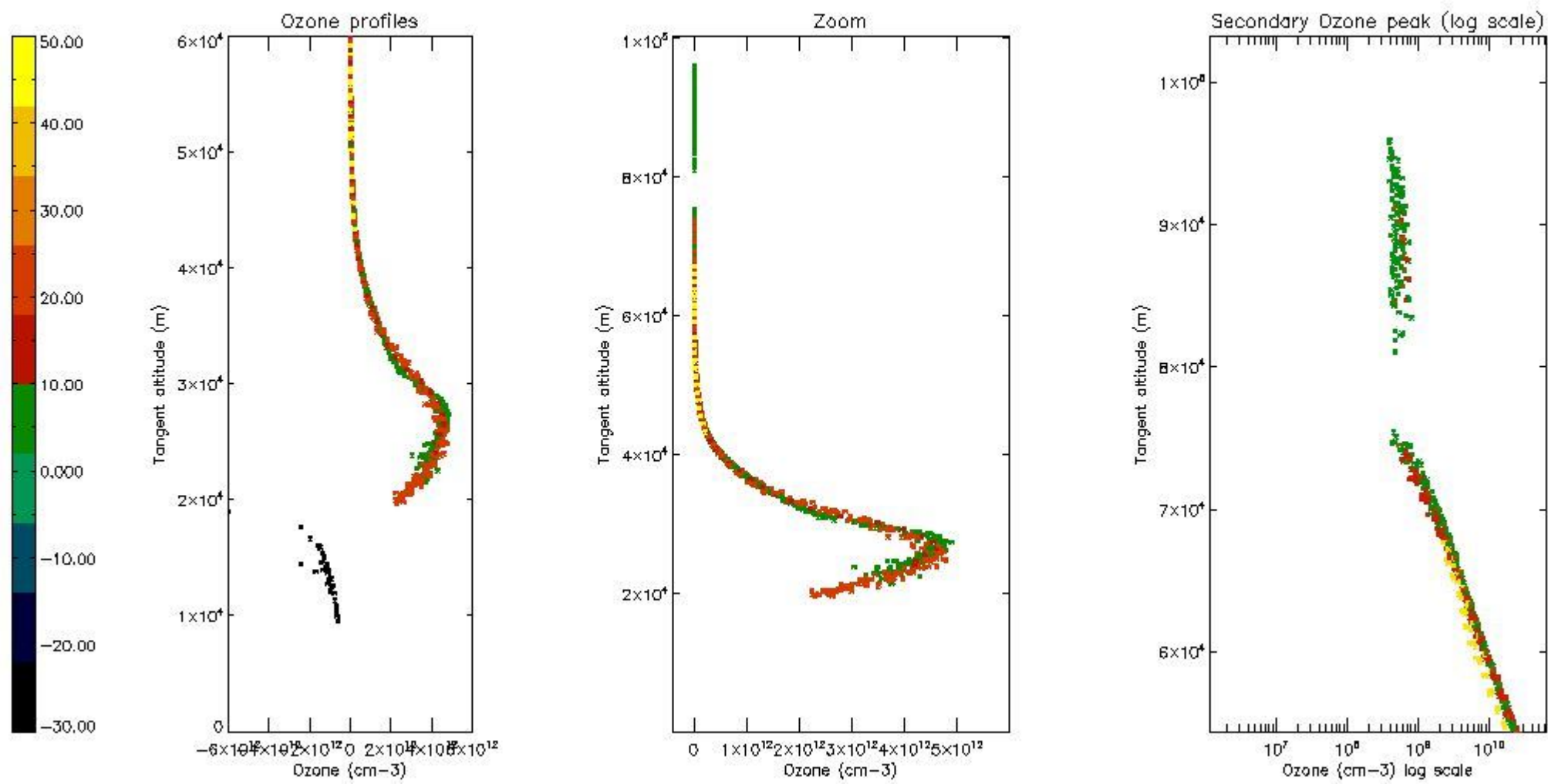
5.4 Plot ozone profiles where STD < 10% (dark without errors)

The colorbar represents the latitude.



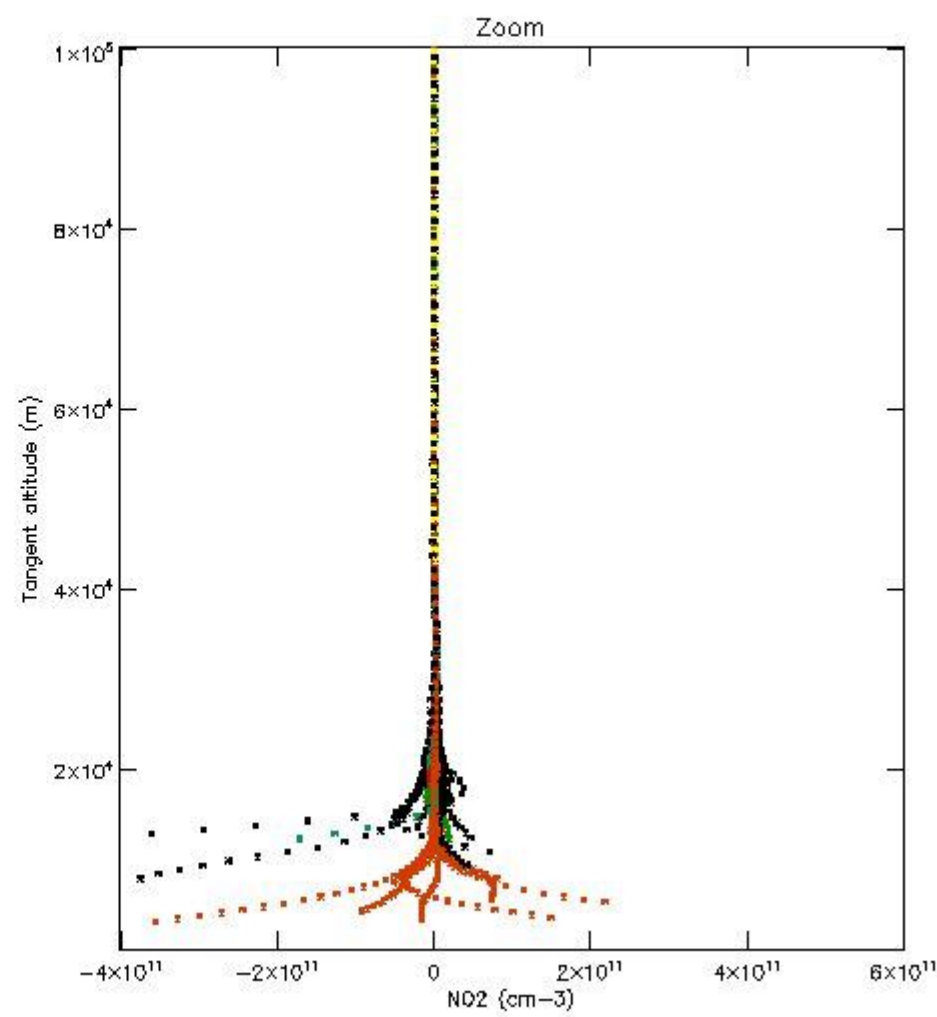
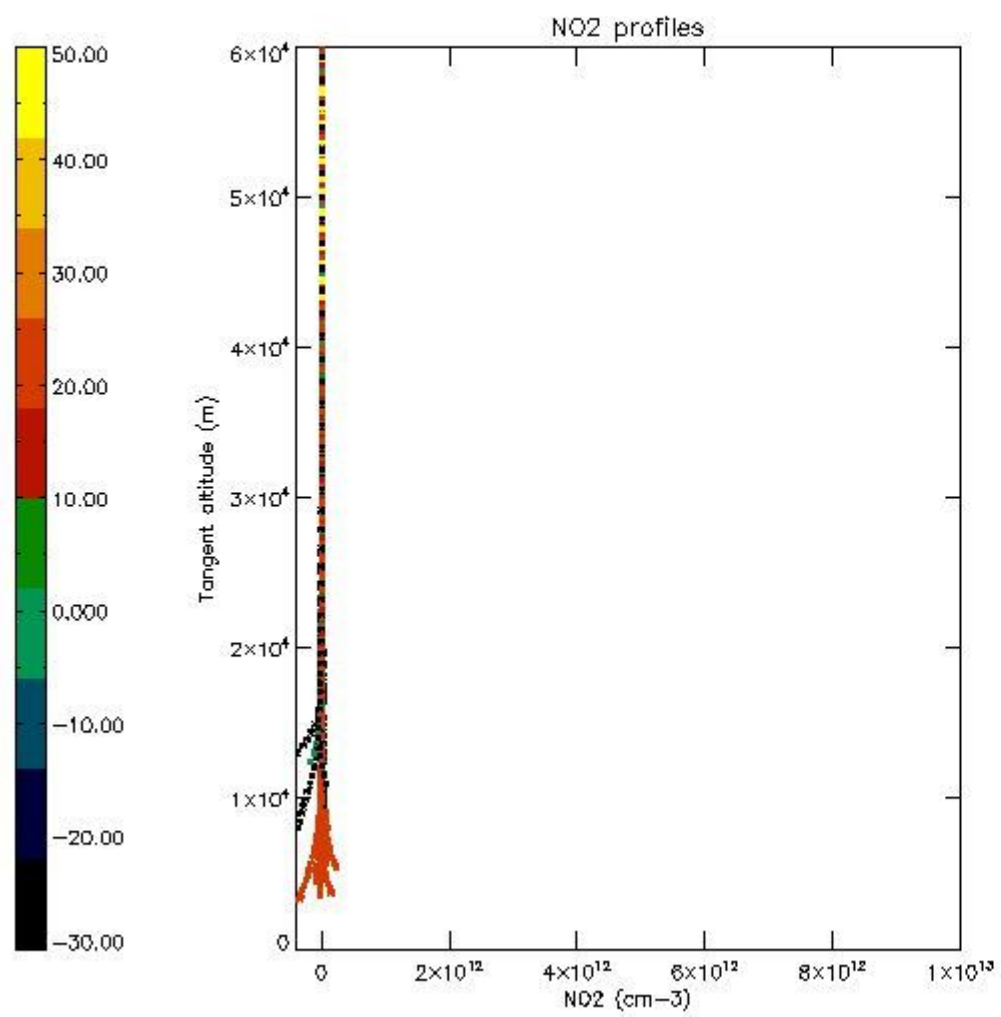
5.5 Plot ozone profiles where STD < 5% (dark without errors)

The colorbar represents the latitude.



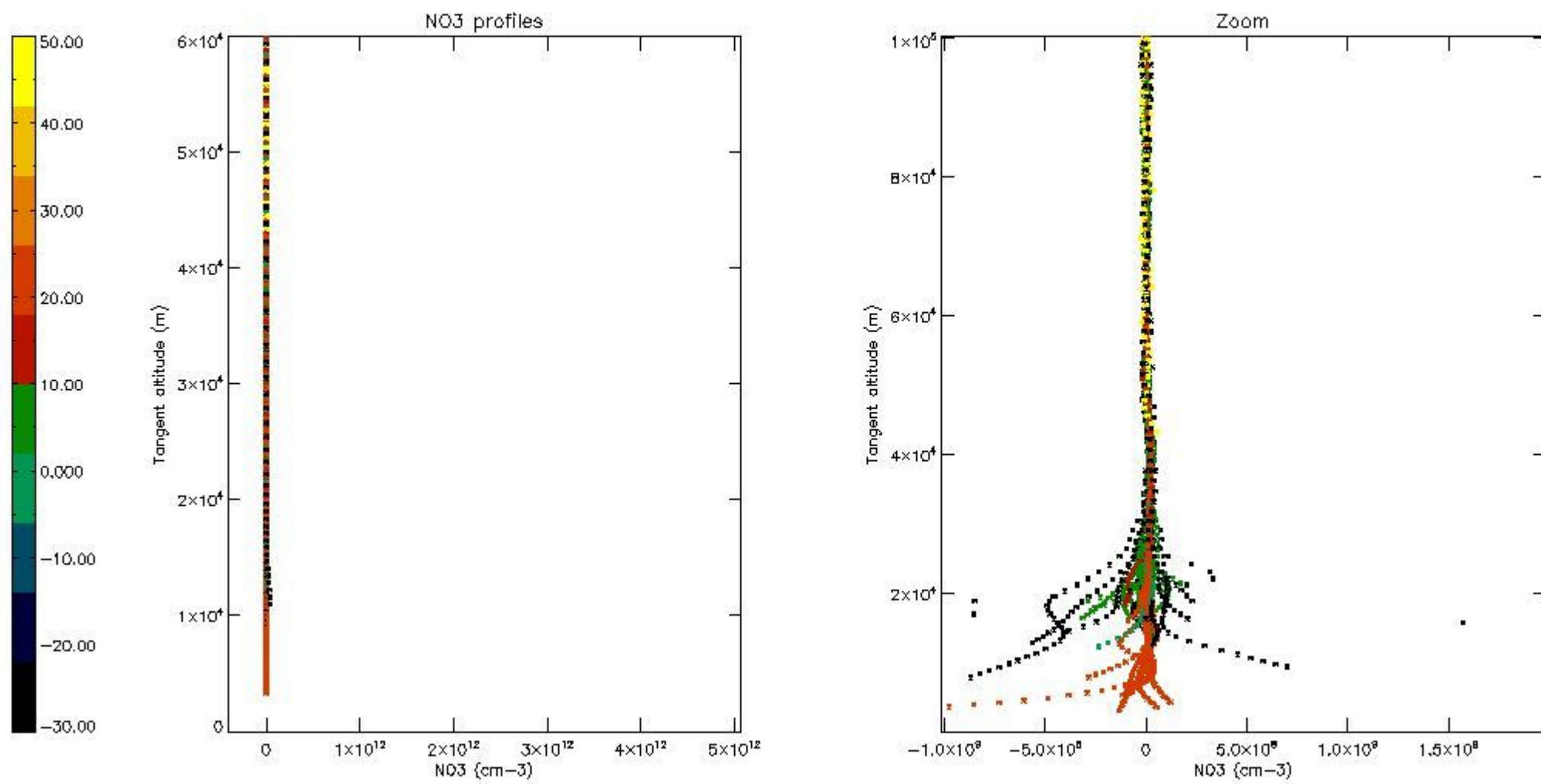
5.6 Plot NO₂ profiles for all STD (dark without errors)

The colorbar represents the latitude.



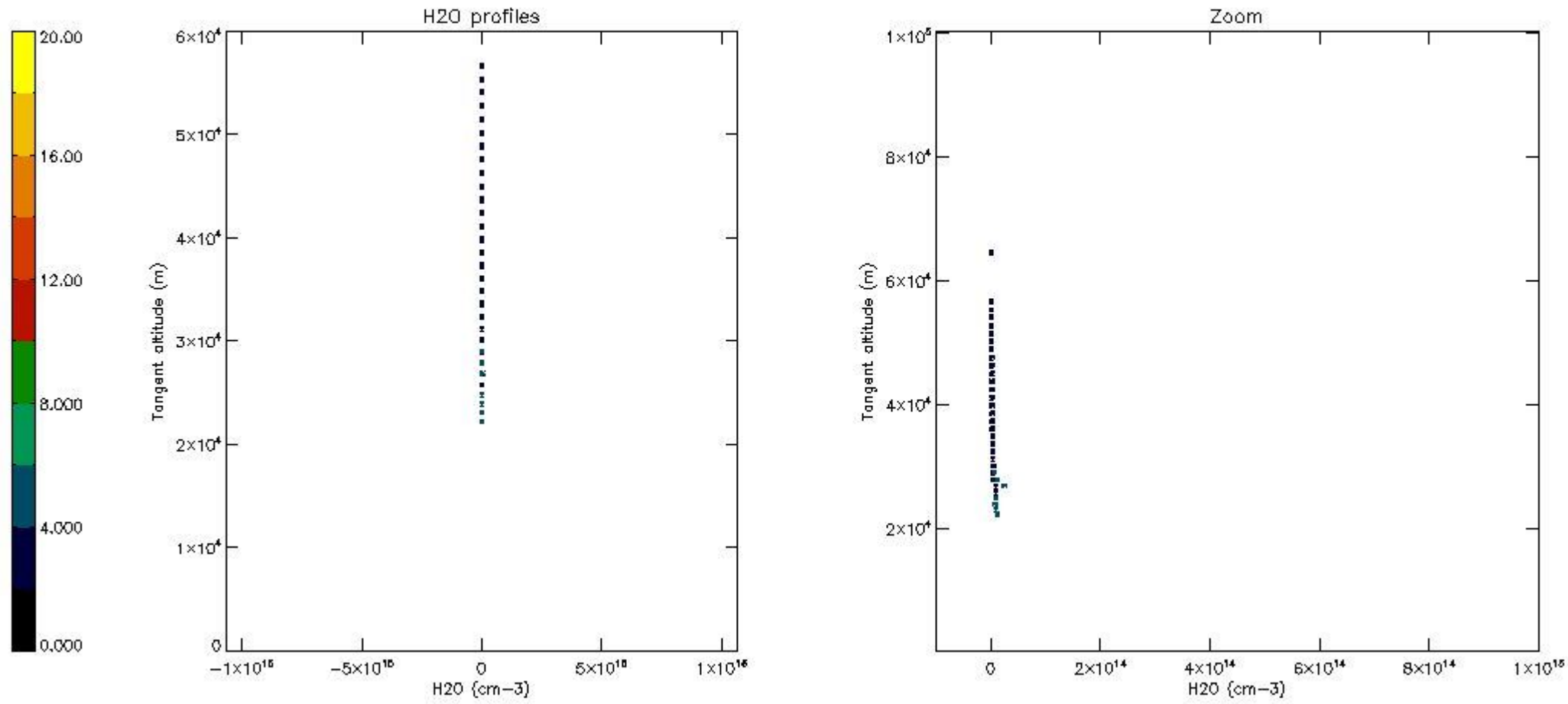
5.7 Plot NO3 profiles for all STD (dark without errors)

The colorbar represents the latitude.



5.8 Plot H₂O profiles for all STD (only for occultations of stars 1,2,3,4,13,14,16,26,63 dark without errors)

The colorbar represents the latitude.



6. Auxiliary Data Files used for the production reported in section 2

The number reported in the third column indicates since which file (see list in section 2) the corresponding auxiliary file has been used. The fourth column is the date of those product files.

Type	Auxiliary Filename	Used since product	Used since product date
INST_PHYS_CHARACTERISTICS	GOM_INS_AXVIEC20091111_143220_20030716_120000_20500101_000000	1	12-NOV-2009 00:03:03
LEVEL-2_PROC_CONFIG	GOM_PR2_AXVIEC20091111_152718_20020301_000000_20500101_000000	1	12-NOV-2009 00:03:03
CROSS_SECTIONS_FILE	GOM_CRS_AXVIEC20091111_154832_20020301_000000_20500101_000000	1	12-NOV-2009 00:03:03

GOMOS Level 2 Daily Report

SUMMARY

[1. General Info](#)

[2. Summary of processed GOM_NL_2P products](#)

[3. Level 2 Quality information per product](#)

[3.1 Plot of level 2 quality information per product \(time dependant\)](#)

[3.2 Plot of level 2 quality information per product \(world map\)](#)

[4. Level 1 Quality information per product \(stored on level 2 products\)](#)

[4.1 Plot of level 1 quality information per product \(time dependant\)](#)

[4.1.1 Plot of level 1 quality information per product \(time dependant\): ASCENDING](#)

[4.1.2 Plot of level 1 quality information per product \(time dependant\): DESCENDING](#)

[4.2 Plot of level 1 quality information per product \(world map\)](#)

[4.2.1 Plot of level 1 quality information per product \(world map\): ASCENDING](#)

[4.2.2 Plot of level 1 quality information per product \(world map\): DESCENDING](#)

[5. Ozone profiles based on quality statistics and other trace gas profiles](#)

[5.1 Ozone statistics based on quality of products](#)

[5.2 Plot ozone profiles for all STD \(dark without errors\)](#)

[5.3 Plot ozone profiles where STD < 20% \(dark without errors\)](#)

[5.4. Plot ozone profiles where STD < 10% \(dark without errors\)](#)

[5.5. Plot ozone profiles where STD < 5% \(dark without errors\)](#)

[5.6 Plot NO2 profiles for all STD \(dark without errors\)](#)

[5.7 Plot NO3 profiles for all STD \(dark without errors\)](#)

[5.8 Plot H2O profiles \(only for occultations of stars 1,2,3,4,13,14,16,26,63 dark without errors\) for all STD](#)

[6. Auxiliary Data Files used for the production reported in section 2](#)

This report presents the daily analysis on parameters extracted from GOMOS level 2 data (GOM_NL__2P). It is intended to monitor some important parameters that will impact the quality of these products. A list of level 2 products (and content) that have arrived during the reporting day to the PCF is also given.

Item	Value
Time of report generation	26APR2013 13:50:44
Data source version	GOMOS/6.01
Start time of products	12-11-2009 (12NOV2009 00:00:00)
Stop time of products	13-11-2009 (13NOV2009 00:00:00)
Store outputs in DB	Yes
Nb of level 2 prods	206
Nb of prods with errors	0

2. Summary of processed GOM_NL__2P products.

Nr	Filename	UTC Start time	Limb	Duration	Star Id	Star Name	Star Mag	Star Temp	Nb Meas	Orbit	Prod. error
1	GOM_NL__2PRFIN20091112_000303_000000462084_00131_40265_0086.N1	12-NOV-2009 00:03:03	Dark	45.500	34	Gam2Vel	1.7930	23000.	91	40265	No
2	GOM_NL__2PRFIN20091112_000756_000000492084_00131_40265_0087.N1	12-NOV-2009 00:07:56	Dark	49.000	2	Alp Car	-0.73600	7000.0	98	40265	No
3	GOM_NL__2PRFIN20091112_002432_000000552084_00131_40265_0088.N1	12-NOV-2009 00:24:32	Straylight	54.500	165	34Gam Eri	2.9500	3200.0	109	40265	No
4	GOM_NL__2PRFIN20091112_003015_000000482084_00131_40265_0089.N1	12-NOV-2009 00:30:15	Twilight	47.500	94	92Alp Cet	2.5260	3100.0	95	40265	No
5	GOM_NL__2PRFIN20091112_003543_000000412084_00131_40265_0090.N1	12-NOV-2009 00:35:43	Bright	40.500	50	13Alp Ari	2.0070	4250.0	81	40265	No
6	GOM_NL__2PRFIN20091112_003742_000000432084_00131_40265_0091.N1	12-NOV-2009 00:37:42	Bright	43.000	146	25Eta Tau	2.8730	15200.	86	40265	No
7	GOM_NL__2PRFIN20091112_003903_000000372084_00131_40265_0092.N1	12-NOV-2009 00:39:03	Bright	36.500	173	4Bet Tri	3.0040	8900.0	73	40265	No
8	GOM_NL__2PRFIN20091112_004106_000000392084_00131_40265_0093.N1	12-NOV-2009 00:41:06	Bright	39.000	73	57Gam1And	2.2600	13100.	78	40265	No
9	GOM_NL__2PRFIN20091112_004257_000000452084_00131_40265_0094.N1	12-NOV-2009 00:42:57	Bright	44.500	149	45Eps Per	2.8880	30000.	89	40265	No
10	GOM_NL__2PRFIN20091112_004432_000000392084_00131_40265_0095.N1	12-NOV-2009 00:44:32	Bright	39.000	35	33Alp Per	1.7950	6250.0	78	40265	No
11	GOM_NL__2PRFIN20091112_010207_000000392084_00131_40265_0096.N1	12-NOV-2009 01:02:07	Bright	38.500	36	50Alp UMa	1.8000	6300.0	77	40265	No
12	GOM_NL__2PRFIN20091112_010345_000000392084_00131_40265_0097.N1	12-NOV-2009 01:03:45	Bright	39.000	82	48Bet UMa	2.3650	10600.	78	40265	No
13	GOM_NL__2PRFIN20091112_010741_000000612084_00131_40265_0098.N1	12-NOV-2009 01:07:41	Bright	61.000	174	52Psi UMa	3.0040	4400.0	122	40265	No
14	GOM_NL__2PRFIN20091112_011555_000000442084_00131_40265_0099.N1	12-NOV-2009 01:15:55	Bright	44.000	96	68Del Leo	2.5600	9300.0	88	40265	No
15	GOM_NL__2PRFIN20091112_014340_000000542084_00132_40266_0098.N1	12-NOV-2009 01:43:40	Dark	53.500	34	Gam2Vel	1.7930	23000.	107	40266	No
16	GOM_NL__2PRFIN20091112_014832_000000472084_00132_40266_0099.N1	12-NOV-2009 01:48:32	Dark	46.500	2	Alp Car	-0.73600	7000.0	93	40266	No
17	GOM_NL__2PRFIN20091112_020508_000000542084_00132_40266_0100.N1	12-NOV-2009 02:05:08	Straylight	54.000	165	34Gam Eri	2.9500	3200.0	108	40266	No
18	GOM_NL__2PRFIN20091112_021051_000000492084_00132_40266_0101.N1	12-NOV-2009 02:10:51	Twilight	48.500	94	92Alp Cet	2.5260	3100.0	97	40266	No
19	GOM_NL__2PRFIN20091112_021619_000000412084_00132_40266_0102.N1	12-NOV-2009 02:16:19	Bright	40.500	50	13Alp Ari	2.0070	4250.0	81	40266	No
20	GOM_NL__2PRFIN20091112_021817_000000472084_00132_40266_0103.N1	12-NOV-2009 02:18:17	Bright	47.000	146	25Eta Tau	2.8730	15200.	94	40266	No
21	GOM_NL__2PRFIN20091112_021939_000000372084_00132_40266_0104.N1	12-NOV-2009 02:19:39	Bright	37.000	173	4Bet Tri	3.0040	8900.0	74	40266	No
22	GOM_NL__2PRFIN20091112_022142_000000372084_00132_40266_0105.N1	12-NOV-2009 02:21:42	Bright	37.000	73	57Gam1And	2.2600	13100.	74	40266	No
23	GOM_NL__2PRFIN20091112_022332_000000462084_00132_40266_0106.N1	12-NOV-2009 02:23:32	Bright	46.000	149	45Eps Per	2.8880	30000.	92	40266	No
24	GOM_NL__2PRFIN20091112_022507_000000402084_00132_40266_0107.N1	12-NOV-2009 02:25:07	Bright	40.000	35	33Alp Per	1.7950	6250.0	80	40266	No
25	GOM_NL__2PRFIN20091112_024242_000000442084_00132_40266_0108.N1	12-NOV-2009 02:42:42	Bright	43.500	36	50Alp UMa	1.8000	6300.0	87	40266	No
26	GOM_NL__2PRFIN20091112_024421_000000412084_00132_40266_0109.N1	12-NOV-2009 02:44:21	Bright	40.500	82	48Bet UMa	2.3650	10600.	81	40266	No
27	GOM_NL__2PRFIN20091112_024817_000000402084_00132_40266_0110.N1	12-NOV-2009 02:48:17	Bright	39.500	174	52Psi UMa	3.0040	4400.0	79	40266	No
28	GOM_NL__2PRFIN20091112_025631_000000652084_00132_40266_0111.N1	12-NOV-2009 02:56:31	Bright	65.000	96	68Del Leo	2.5600	9300.0	130	40266	No
29	GOM_NL__2PRFIN20091112_032417_000000472084_00133_40267_0109.N1	12-NOV-2009 03:24:17	Dark	46.500	34	Gam2Vel	1.7930	23000.	93	40267	No
30	GOM_NL__2PRFIN20091112_032909_000000612084_00133_40267_0110.N1	12-NOV-2009 03:29:09	Dark	60.500	2	Alp Car	-0.73600	7000.0	121	40267	No
31	GOM_NL__2PRFIN20091112_034544_000000542084_00133_40267_0111.N1	12-NOV-2009 03:45:44	Straylight	54.000	165	34Gam Eri	2.9500	3200.0	108	40267	No
32	GOM_NL__2PRFIN20091112_035126_000000532084_00133_40267_0112.N1	12-NOV-2009 03:51:26	Twilight	53.000	94	92Alp Cet	2.5260	3100.0	106	40267	No
33	GOM_NL__2PRFIN20091112_035655_000000402084_00133_40267_0113.N1	12-NOV-2009 03:56:55	Bright	40.000	50	13Alp Ari	2.0070	4250.0	80	40267	No
34	GOM_NL__2PRFIN20091112_035853_000000462084_00133_40267_0114.N1	12-NOV-2009 03:58:53	Bright	46.000	146	25Eta Tau	2.8730	15200.	92	40267	No
35	GOM_NL__2PRFIN20091112_040014_000000382084_00133_40267_0115.N1	12-NOV-2009 04:00:14	Bright	37.500	173	4Bet Tri	3.0040	8900.0	75	40267	No
36	GOM_NL__2PRFIN20091112_040218_000000382084_00133_40267_0116.N1	12-NOV-2009 04:02:18	Bright	37.500	73	57Gam1And	2.2600	13100.	75	40267	No
37	GOM_NL__2PRFIN20091112_040408_000000462084_00133_40267_0117.N1	12-NOV-2009 04:04:08	Bright	46.000	149	45Eps Per	2.8880	30000.	92	40267	No
38	GOM_NL__2PRFIN20091112_040543_000000402084_00133_40267_0118.N1	12-NOV-2009 04:05:43	Bright	40.000	35	33Alp Per	1.7950	6250.0	80	40267	No
39	GOM_NL__2PRFIN20091112_042318_000000432084_00133_40267_0119.N1	12-NOV-2009 04:23:18	Bright	43.000	36	50Alp UMa	1.8000	6300.0	86	40267	No
40	GOM_NL__2PRFIN20091112_042456_000000402084_00133_40267_0120.N1	12-NOV-2009 04:24:56	Bright	40.000	82	48Bet UMa	2.3650	10600.	80	40267	No
41	GOM_NL__2PRFIN20091112_042853_000000612084_00133_40267_0121.N1	12-NOV-2009 04:28:53	Bright	61.000	174	52Psi UMa	3.0040	4400.0	122	40267	No
42	GOM_NL__2PRFIN20091112_043708_000000452084_00133_40267_0122.N1	12-NOV-2009 04:37:08	Bright	45.000	96	68Del Leo	2.5600	9300.0	90	40267	No

43	GOM_NL__2PRFIN20091112_050454_000000492084_00134_40268_0120.N1	12-NOV-2009 05:04:54	Dark	49.000	34	Gam2Vel	1.7930	23000.	98	40268	No
44	GOM_NL__2PRFIN20091112_050946_000000602084_00134_40268_0121.N1	12-NOV-2009 05:09:46	Dark	59.500	2	Alp Car	-0.73600	7000.0	119	40268	No
45	GOM_NL__2PRFIN20091112_051628_000000252084_00134_40268_0122.N1	12-NOV-2009 05:16:28	Dark	25.000	108	Alp Col	2.6520	15200.	50	40268	No
46	GOM_NL__2PRFIN20091112_052620_000000552084_00134_40268_0123.N1	12-NOV-2009 05:26:20	Straylight	54.500	165	34Gam Eri	2.9500	3200.0	109	40268	No
47	GOM_NL__2PRFIN20091112_053202_000000482084_00134_40268_0124.N1	12-NOV-2009 05:32:02	Twilight_and_stray	47.500	94	92Alp Cet	2.5260	3100.0	95	40268	No
48	GOM_NL__2PRFIN20091112_053731_000000402084_00134_40268_0125.N1	12-NOV-2009 05:37:31	Bright	40.000	50	13Alp Ari	2.0070	4250.0	80	40268	No
49	GOM_NL__2PRFIN20091112_054050_000000382084_00134_40268_0126.N1	12-NOV-2009 05:40:50	Bright	37.500	173	4Bet Tri	3.0040	8900.0	75	40268	No
50	GOM_NL__2PRFIN20091112_054254_000000392084_00134_40268_0127.N1	12-NOV-2009 05:42:54	Bright	38.500	73	57Gam1And	2.2600	13100.	77	40268	No
51	GOM_NL__2PRFIN20091112_054443_000000442084_00134_40268_0128.N1	12-NOV-2009 05:44:43	Bright	44.000	149	45Eps Per	2.8880	30000.	88	40268	No
52	GOM_NL__2PRFIN20091112_054618_000000422084_00134_40268_0129.N1	12-NOV-2009 05:46:18	Bright	41.500	35	33Alp Per	1.7950	6250.0	83	40268	No
53	GOM_NL__2PRFIN20091112_060354_000000562084_00134_40268_0130.N1	12-NOV-2009 06:03:54	Bright	56.000	36	50Alp UMa	1.8000	6300.0	112	40268	No
54	GOM_NL__2PRFIN20091112_060532_000000432084_00134_40268_0131.N1	12-NOV-2009 06:05:32	Bright	42.500	82	48Bet UMa	2.3650	10600.	85	40268	No
55	GOM_NL__2PRFIN20091112_060929_000000432084_00134_40268_0132.N1	12-NOV-2009 06:09:29	Bright	42.500	174	52Psi UMa	3.0040	4400.0	85	40268	No
56	GOM_NL__2PRFIN20091112_061744_000000582084_00134_40268_0133.N1	12-NOV-2009 06:17:44	Bright	57.500	96	68Del Leo	2.5600	9300.0	115	40268	No
57	GOM_NL__2PRFIN20091112_064531_000000472084_00135_40269_0158.N1	12-NOV-2009 06:45:31	Dark	47.000	34	Gam2Vel	1.7930	23000.	94	40269	No
58	GOM_NL__2PRFIN20091112_065022_000000612084_00135_40269_0159.N1	12-NOV-2009 06:50:22	Dark	60.500	2	Alp Car	-0.73600	7000.0	121	40269	No
59	GOM_NL__2PRFIN20091112_065705_000000252084_00135_40269_0160.N1	12-NOV-2009 06:57:05	Dark	25.000	108	Alp Col	2.6520	15200.	50	40269	No
60	GOM_NL__2PRFIN20091112_070656_000000532084_00135_40269_0161.N1	12-NOV-2009 07:06:56	Straylight	53.000	165	34Gam Eri	2.9500	3200.0	106	40269	No
61	GOM_NL__2PRFIN20091112_071238_000000482084_00135_40269_0162.N1	12-NOV-2009 07:12:38	Twilight_and_stray	47.500	94	92Alp Cet	2.5260	3100.0	95	40269	No
62	GOM_NL__2PRFIN20091112_071807_000000392084_00135_40269_0163.N1	12-NOV-2009 07:18:07	Bright	39.000	50	13Alp Ari	2.0070	4250.0	78	40269	No
63	GOM_NL__2PRFIN20091112_072127_000000362084_00135_40269_0164.N1	12-NOV-2009 07:21:27	Bright	35.500	173	4Bet Tri	3.0040	8900.0	71	40269	No
64	GOM_NL__2PRFIN20091112_072330_000000372084_00135_40269_0165.N1	12-NOV-2009 07:23:30	Bright	37.000	73	57Gam1And	2.2600	13100.	74	40269	No
65	GOM_NL__2PRFIN20091112_072519_000000462084_00135_40269_0166.N1	12-NOV-2009 07:25:19	Bright	45.500	149	45Eps Per	2.8880	30000.	91	40269	No
66	GOM_NL__2PRFIN20091112_072654_000000422084_00135_40269_0167.N1	12-NOV-2009 07:26:54	Bright	41.500	35	33Alp Per	1.7950	6250.0	83	40269	No
67	GOM_NL__2PRFIN20091112_074430_000000422084_00135_40269_0168.N1	12-NOV-2009 07:44:30	Bright	42.000	36	50Alp UMa	1.8000	6300.0	84	40269	No
68	GOM_NL__2PRFIN20091112_074608_000000422084_00135_40269_0169.N1	12-NOV-2009 07:46:08	Bright	41.500	82	48Bet UMa	2.3650	10600.	83	40269	No
69	GOM_NL__2PRFIN20091112_075005_000000432084_00135_40269_0170.N1	12-NOV-2009 07:50:05	Bright	42.500	174	52Psi UMa	3.0040	4400.0	85	40269	No
70	GOM_NL__2PRFIN20091112_075821_000000452084_00135_40269_0171.N1	12-NOV-2009 07:58:21	Bright	44.500	96	68Del Leo	2.5600	9300.0	89	40269	No
71	GOM_NL__2PRFIN20091112_082608_000000522084_00136_40270_0168.N1	12-NOV-2009 08:26:08	Dark	51.500	34	Gam2Vel	1.7930	23000.	103	40270	No
72	GOM_NL__2PRFIN20091112_083059_000000472084_00136_40270_0169.N1	12-NOV-2009 08:30:59	Dark	47.000	2	Alp Car	-0.73600	7000.0	94	40270	No
73	GOM_NL__2PRFIN20091112_083742_000000282084_00136_40270_0170.N1	12-NOV-2009 08:37:42	Dark	28.000	108	Alp Col	2.6520	15200.	56	40270	No
74	GOM_NL__2PRFIN20091112_084732_000000532084_00136_40270_0171.N1	12-NOV-2009 08:47:32	Straylight	52.500	165	34Gam Eri	2.9500	3200.0	105	40270	No
75	GOM_NL__2PRFIN20091112_085314_000000462084_00136_40270_0172.N1	12-NOV-2009 08:53:14	Twilight_and_stray	45.500	94	92Alp Cet	2.5260	3100.0	91	40270	No
76	GOM_NL__2PRFIN20091112_085843_000000392084_00136_40270_0173.N1	12-NOV-2009 08:58:43	Bright	39.000	50	13Alp Ari	2.0070	4250.0	78	40270	No
77	GOM_NL__2PRFIN20091112_090202_000000372084_00136_40270_0174.N1	12-NOV-2009 09:02:02	Bright	37.000	173	4Bet Tri	3.0040	8900.0	74	40270	No
78	GOM_NL__2PRFIN20091112_090406_000000372084_00136_40270_0175.N1	12-NOV-2009 09:04:06	Bright	37.000	73	57Gam1And	2.2600	13100.	74	40270	No
79	GOM_NL__2PRFIN20091112_090554_000000442084_00136_40270_0176.N1	12-NOV-2009 09:05:54	Bright	44.000	149	45Eps Per	2.8880	30000.	88	40270	No
80	GOM_NL__2PRFIN20091112_090730_000000412084_00136_40270_0177.N1	12-NOV-2009 09:07:30	Bright	41.000	35	33Alp Per	1.7950	6250.0	82	40270	No
81	GOM_NL__2PRFIN20091112_092505_000000422084_00136_40270_0178.N1	12-NOV-2009 09:25:05	Bright	41.500	36	50Alp UMa	1.8000	6300.0	83	40270	No
82	GOM_NL__2PRFIN20091112_092644_000000392084_00136_40270_0179.N1	12-NOV-2009 09:26:44	Bright	38.500	82	48Bet UMa	2.3650	10600.	77	40270	No
83	GOM_NL__2PRFIN20091112_093041_000000472084_00136_40270_0180.N1	12-NOV-2009 09:30:41	Bright	46.500	174	52Psi UMa	3.0040	4400.0	93	40270	No
84	GOM_NL__2PRFIN20091112_093857_000000452084_00136_40270_0181.N1	12-NOV-2009 09:38:57	Bright	45.000	96	68Del Leo	2.5600	9300.0	90	40270	No
85	GOM_NL__2PRFIN20091112_095920_000000422084_00136_40270_0182.N1	12-NOV-2009 09:59:20	Dark	42.000	113	Mu Vel	2.6920	5000.0	84	40270	No
86	GOM_NL__2PRFIN20091112_100645_000000482084_00137_40271_0181.N1	12-NOV-2009 10:06:45	Dark	47.500	34	Gam2Vel	1.7930	23000.	95	40271	No
87	GOM_NL__2PRFIN20091112_101135_000000542084_00137_40271_0182.N1	12-NOV-2009 10:11:35	Dark	54.000	2	Alp Car	-0.73600	7000.0	108	40271	No
88	GOM_NL__2PRFIN20091112_101818_000000282084_00137_40271_0183.N1	12-NOV-2009 10:18:18	Dark	28.000	108	Alp Col	2.6520	15200.	56	40271	No
89	GOM_NL__2PRFIN20091112_102808_000000542084_00137_40271_0184.N1	12-NOV-2009 10:28:08	Straylight	53.500	165	34Gam Eri	2.9500	3200.0	107	40271	No
90	GOM_NL__2PRFIN20091112_103350_000000492084_00137_40271_0185.N1	12-NOV-2009 10:33:50	Twilight_and_stray	49.000	94	92Alp Cet	2.5260	3100.0	98	40271	No
91	GOM_NL__2PRFIN20091112_103919_000000392084_00137_40271_0186.N1	12-NOV-2009 10:39:19	Bright	38.500	50	13Alp Ari	2.0070	4250.0	77	40271	No
92	GOM_NL__2PRFIN20091112_104238_000000362084_00137_40271_0187.N1	12-NOV-2009 10:42:38	Bright	36.000	173	4Bet Tri	3.0040	8900.0	72	40271	No
93	GOM_NL__2PRFIN20091112_104442_000000382084_00137_40271_0188.N1	12-NOV-2009 10:44:42	Bright	38.000	73	57Gam1And	2.2600	13100.	76	40271	No
94	GOM_NL__2PRFIN20091112_104629_000000442084_00137_40271_0189.N1	12-NOV-2009 10:46:29	Bright	44.000	149	45Eps Per	2.8880	30000.	88	40271	No
95	GOM_NL__2PRFIN20091112_104805_000000432084_00137_40271_0190.N1	12-NOV-2009 10:48:05	Bright	42.500	35	33Alp Per	1.7950	6250.0	85	40271	No
96	GOM_NL__2PRFIN20091112_110541_000000372084_00137_40271_0191.N1	12-NOV-2009 11:05:41	Bright	36.500	36	50Alp UMa	1.8000	6300.0	73	40271	No
97	GOM_NL__2PRFIN20091112_110719_000000402084_00137_40271_0192.N1	12-NOV-2009 11:07:19	Bright	39.500	82	48Bet UMa	2.3650	10600.	79	40271	No
98	GOM_NL__2PRFIN20091112_111117_000000412084_00137_40271_0193.N1	12-NOV-2009 11:11:17	Bright	40.500	174	52Psi UMa	3.0040	4400.0	81	40271	No
99	GOM_NL__2PRFIN20091112_111933_000000462084_00137_40271_0194.N1	12-NOV-2009 11:19:33	Bright	46.000	96	68Del Leo	2.5600	9300.0	92	40271	No
100	GOM_NL__2PRFIN20091112_113955_000000452084_00137_40271_0195.N1	12-NOV-2009 11:39:55	Dark	44.500	113	Mu Vel	2.6920	5000.0	89	40271	No
101	GOM_NL__2PRFIN20091112_114721_000000462084_00138_40272_0190.N1	12-NOV-2009 11:47:21	Dark	46.000	34	Gam2Vel	1.7930	23000.	92	40272	No

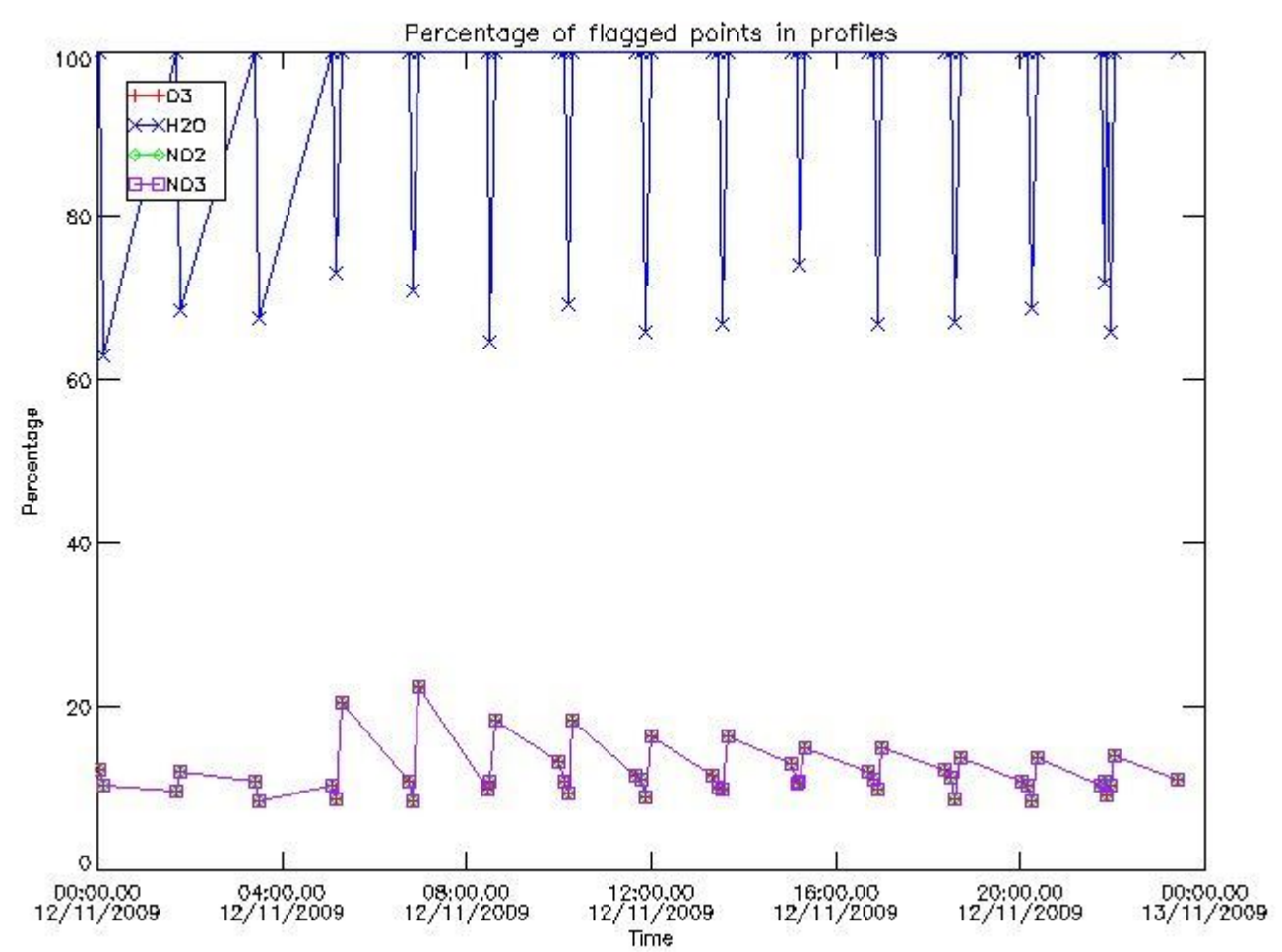
102	GOM_NL__2PRFIN20091112_115212_000000582084_00138_40272_0191.N1	12-NOV-2009 11:52:12	Dark	57.500	2	Alp Car	-0.73600	7000.0	115	40272	No
103	GOM_NL__2PRFIN20091112_115855_000000312084_00138_40272_0192.N1	12-NOV-2009 11:58:55	Dark	31.000	108	Alp Col	2.6520	15200.	62	40272	No
104	GOM_NL__2PRFIN20091112_120844_000000552084_00138_40272_0193.N1	12-NOV-2009 12:08:44	Straylight	54.500	165	34Gam Eri	2.9500	3200.0	109	40272	No
105	GOM_NL__2PRFIN20091112_121426_000000492084_00138_40272_0194.N1	12-NOV-2009 12:14:26	Tw_i_and_stray	49.000	94	92Alp Cet	2.5260	3100.0	98	40272	No
106	GOM_NL__2PRFIN20091112_121955_000000402084_00138_40272_0195.N1	12-NOV-2009 12:19:55	Bright	39.500	50	13Alp Ari	2.0070	4250.0	79	40272	No
107	GOM_NL__2PRFIN20091112_122314_000000372084_00138_40272_0196.N1	12-NOV-2009 12:23:14	Bright	37.000	173	4Bet Tri	3.0040	8900.0	74	40272	No
108	GOM_NL__2PRFIN20091112_122517_000000372084_00138_40272_0197.N1	12-NOV-2009 12:25:17	Bright	37.000	73	57Gam1And	2.2600	13100.	74	40272	No
109	GOM_NL__2PRFIN20091112_122704_000000442084_00138_40272_0198.N1	12-NOV-2009 12:27:04	Bright	44.000	149	45Eps Per	2.8880	30000.	88	40272	No
110	GOM_NL__2PRFIN20091112_122840_000000392084_00138_40272_0199.N1	12-NOV-2009 12:28:40	Bright	39.000	35	33Alp Per	1.7950	6250.0	78	40272	No
111	GOM_NL__2PRFIN20091112_124617_000000422084_00138_40272_0200.N1	12-NOV-2009 12:46:17	Bright	42.000	36	50Alp UMa	1.8000	6300.0	84	40272	No
112	GOM_NL__2PRFIN20091112_124755_000000412084_00138_40272_0201.N1	12-NOV-2009 12:47:55	Bright	41.000	82	48Bet UMa	2.3650	10600.	82	40272	No
113	GOM_NL__2PRFIN20091112_125153_000000422084_00138_40272_0202.N1	12-NOV-2009 12:51:53	Bright	41.500	174	52Psi UMa	3.0040	4400.0	83	40272	No
114	GOM_NL__2PRFIN20091112_130009_000000662084_00138_40272_0203.N1	12-NOV-2009 13:00:09	Bright	66.000	96	68Del Leo	2.5600	9300.0	132	40272	No
115	GOM_NL__2PRFIN20091112_132031_000000452084_00138_40272_0204.N1	12-NOV-2009 13:20:31	Dark	44.500	113	Mu Vel	2.6920	5000.0	89	40272	No
116	GOM_NL__2PRFIN20091112_132758_000000502084_00139_40273_0220.N1	12-NOV-2009 13:27:58	Dark	50.000	34	Gam2Vel	1.7930	23000.	100	40273	No
117	GOM_NL__2PRFIN20091112_133249_000000522084_00139_40273_0221.N1	12-NOV-2009 13:32:49	Dark	51.500	2	Alp Car	-0.73600	7000.0	103	40273	No
118	GOM_NL__2PRFIN20091112_133931_000000312084_00139_40273_0222.N1	12-NOV-2009 13:39:31	Dark	30.500	108	Alp Col	2.6520	15200.	61	40273	No
119	GOM_NL__2PRFIN20091112_134920_000000532084_00139_40273_0223.N1	12-NOV-2009 13:49:20	Straylight	52.500	165	34Gam Eri	2.9500	3200.0	105	40273	No
120	GOM_NL__2PRFIN20091112_135501_000000492084_00139_40273_0224.N1	12-NOV-2009 13:55:01	Tw_i_and_stray	48.500	94	92Alp Cet	2.5260	3100.0	97	40273	No
121	GOM_NL__2PRFIN20091112_140031_000000382084_00139_40273_0225.N1	12-NOV-2009 14:00:31	Bright	38.000	50	13Alp Ari	2.0070	4250.0	76	40273	No
122	GOM_NL__2PRFIN20091112_140349_000000372084_00139_40273_0226.N1	12-NOV-2009 14:03:49	Bright	36.500	173	4Bet Tri	3.0040	8900.0	73	40273	No
123	GOM_NL__2PRFIN20091112_140553_000000402084_00139_40273_0227.N1	12-NOV-2009 14:05:53	Bright	39.500	73	57Gam1And	2.2600	13100.	79	40273	No
124	GOM_NL__2PRFIN20091112_140739_000000522084_00139_40273_0228.N1	12-NOV-2009 14:07:39	Bright	52.000	149	45Eps Per	2.8880	30000.	104	40273	No
125	GOM_NL__2PRFIN20091112_140916_000000392084_00139_40273_0229.N1	12-NOV-2009 14:09:16	Bright	38.500	35	33Alp Per	1.7950	6250.0	77	40273	No
126	GOM_NL__2PRFIN20091112_142653_000000432084_00139_40273_0230.N1	12-NOV-2009 14:26:53	Bright	42.500	36	50Alp UMa	1.8000	6300.0	85	40273	No
127	GOM_NL__2PRFIN20091112_142831_000000552084_00139_40273_0231.N1	12-NOV-2009 14:28:31	Bright	55.000	82	48Bet UMa	2.3650	10600.	110	40273	No
128	GOM_NL__2PRFIN20091112_143228_000000442084_00139_40273_0232.N1	12-NOV-2009 14:32:28	Bright	43.500	174	52Psi UMa	3.0040	4400.0	87	40273	No
129	GOM_NL__2PRFIN20091112_144045_000000662084_00139_40273_0233.N1	12-NOV-2009 14:40:45	Bright	65.500	96	68Del Leo	2.5600	9300.0	131	40273	No
130	GOM_NL__2PRFIN20091112_150108_000000402084_00139_40273_0234.N1	12-NOV-2009 15:01:08	Dark	39.500	113	Mu Vel	2.6920	5000.0	79	40273	No
131	GOM_NL__2PRFIN20091112_150835_000000492084_00140_40274_0229.N1	12-NOV-2009 15:08:35	Dark	48.500	34	Gam2Vel	1.7930	23000.	97	40274	No
132	GOM_NL__2PRFIN20091112_151325_000000472084_00140_40274_0230.N1	12-NOV-2009 15:13:25	Dark	46.500	2	Alp Car	-0.73600	7000.0	93	40274	No
133	GOM_NL__2PRFIN20091112_152008_000000342084_00140_40274_0231.N1	12-NOV-2009 15:20:08	Dark	33.500	108	Alp Col	2.6520	15200.	67	40274	No
134	GOM_NL__2PRFIN20091112_152956_000000532084_00140_40274_0232.N1	12-NOV-2009 15:29:56	Straylight	53.000	165	34Gam Eri	2.9500	3200.0	106	40274	No
135	GOM_NL__2PRFIN20091112_153537_000000502084_00140_40274_0233.N1	12-NOV-2009 15:35:37	Tw_i_and_stray	49.500	94	92Alp Cet	2.5260	3100.0	99	40274	No
136	GOM_NL__2PRFIN20091112_154106_000000402084_00140_40274_0234.N1	12-NOV-2009 15:41:06	Bright	40.000	50	13Alp Ari	2.0070	4250.0	80	40274	No
137	GOM_NL__2PRFIN20091112_154425_000000362084_00140_40274_0235.N1	12-NOV-2009 15:44:25	Bright	36.000	173	4Bet Tri	3.0040	8900.0	72	40274	No
138	GOM_NL__2PRFIN20091112_154629_000000382084_00140_40274_0236.N1	12-NOV-2009 15:46:29	Bright	37.500	73	57Gam1And	2.2600	13100.	75	40274	No
139	GOM_NL__2PRFIN20091112_154814_000000432084_00140_40274_0237.N1	12-NOV-2009 15:48:14	Bright	43.000	149	45Eps Per	2.8880	30000.	86	40274	No
140	GOM_NL__2PRFIN20091112_154951_000000422084_00140_40274_0238.N1	12-NOV-2009 15:49:51	Bright	42.000	35	33Alp Per	1.7950	6250.0	84	40274	No
141	GOM_NL__2PRFIN20091112_160728_000000432084_00140_40274_0239.N1	12-NOV-2009 16:07:28	Bright	42.500	36	50Alp UMa	1.8000	6300.0	85	40274	No
142	GOM_NL__2PRFIN20091112_160907_000000392084_00140_40274_0240.N1	12-NOV-2009 16:09:07	Bright	39.000	82	48Bet UMa	2.3650	10600.	78	40274	No
143	GOM_NL__2PRFIN20091112_161304_000000452084_00140_40274_0241.N1	12-NOV-2009 16:13:04	Bright	44.500	174	52Psi UMa	3.0040	4400.0	89	40274	No
144	GOM_NL__2PRFIN20091112_162122_000000602084_00140_40274_0242.N1	12-NOV-2009 16:21:22	Bright	60.000	96	68Del Leo	2.5600	9300.0	120	40274	No
145	GOM_NL__2PRFIN20091112_164145_000000432084_00140_40274_0243.N1	12-NOV-2009 16:41:45	Dark	42.500	113	Mu Vel	2.6920	5000.0	85	40274	No
146	GOM_NL__2PRFIN20091112_164912_000000462084_00141_40275_0238.N1	12-NOV-2009 16:49:12	Dark	46.000	34	Gam2Vel	1.7930	23000.	92	40275	No
147	GOM_NL__2PRFIN20091112_165402_000000522084_00141_40275_0239.N1	12-NOV-2009 16:54:02	Dark	51.500	2	Alp Car	-0.73600	7000.0	103	40275	No
148	GOM_NL__2PRFIN20091112_170045_000000342084_00141_40275_0240.N1	12-NOV-2009 17:00:45	Dark	33.500	108	Alp Col	2.6520	15200.	67	40275	No
149	GOM_NL__2PRFIN20091112_171032_000000512084_00141_40275_0241.N1	12-NOV-2009 17:10:32	Straylight	51.000	165	34Gam Eri	2.9500	3200.0	102	40275	No
150	GOM_NL__2PRFIN20091112_171613_000000482084_00141_40275_0242.N1	12-NOV-2009 17:16:13	Tw_i_and_stray	47.500	94	92Alp Cet	2.5260	3100.0	95	40275	No
151	GOM_NL__2PRFIN20091112_172142_000000392084_00141_40275_0243.N1	12-NOV-2009 17:21:42	Bright	39.000	50	13Alp Ari	2.0070	4250.0	78	40275	No
152	GOM_NL__2PRFIN20091112_172501_000000372084_00141_40275_0244.N1	12-NOV-2009 17:25:01	Bright	37.000	173	4Bet Tri	3.0040	8900.0	74	40275	No
153	GOM_NL__2PRFIN20091112_172705_000000372084_00141_40275_0245.N1	12-NOV-2009 17:27:05	Bright	36.500	73	57Gam1And	2.2600	13100.	73	40275	No
154	GOM_NL__2PRFIN20091112_172849_000000462084_00141_40275_0246.N1	12-NOV-2009 17:28:49	Bright	46.000	149	45Eps Per	2.8880	30000.	92	40275	No
155	GOM_NL__2PRFIN20091112_173027_000000422084_00141_40275_0247.N1	12-NOV-2009 17:30:27	Bright	41.500	35	33Alp Per	1.7950	6250.0	83	40275	No
156	GOM_NL__2PRFIN20091112_174804_000000382084_00141_40275_0248.N1	12-NOV-2009 17:48:04	Bright	37.500	36	50Alp UMa	1.8000	6300.0	75	40275	No
157	GOM_NL__2PRFIN20091112_174942_000000602084_00141_40275_0249.N1	12-NOV-2009 17:49:42	Bright	60.000	82	48Bet UMa	2.3650	10600.	120	40275	No
158	GOM_NL__2PRFIN20091112_175340_000000412084_00141_40275_0250.N1	12-NOV-2009 17:53:40	Bright	40.500	174	52Psi UMa	3.0040	4400.0	81	40275	No
159	GOM_NL__2PRFIN20091112_180158_000000452084_00141_40275_0251.N1	12-NOV-2009 18:01:58	Bright	45.000	96	68Del Leo	2.5600	9300.0	90	40275	No
160	GOM_NL__2PRFIN20091112_182221_000000422084_00141_40275_0252.N1	12-NOV-2009 18:22:21	Dark	41.500	113	Mu Vel	2.6920	5000.0	83	40275	No

161	GOM_NL__2PRFIN20091112_182949_000000452084_00142_40276_0247.N1	12-NOV-2009 18:29:49	Dark	45.000	34	Gam2Vel	1.7930	23000.	90	40276	No
162	GOM_NL__2PRFIN20091112_183439_000000582084_00142_40276_0248.N1	12-NOV-2009 18:34:39	Dark	58.000	2	Alp Car	-0.73600	7000.0	116	40276	No
163	GOM_NL__2PRFIN20091112_184121_000000372084_00142_40276_0249.N1	12-NOV-2009 18:41:21	Dark	37.000	108	Alp Col	2.6520	15200.	74	40276	No
164	GOM_NL__2PRFIN20091112_185108_000000512084_00142_40276_0250.N1	12-NOV-2009 18:51:08	Straylight	51.000	165	34Gam Eri	2.9500	3200.0	102	40276	No
165	GOM_NL__2PRFIN20091112_185649_000000482084_00142_40276_0251.N1	12-NOV-2009 18:56:49	Tw_i_and_stray	48.000	94	92Alp Cet	2.5260	3100.0	96	40276	No
166	GOM_NL__2PRFIN20091112_190218_000000392084_00142_40276_0252.N1	12-NOV-2009 19:02:18	Bright	38.500	50	13Alp Ari	2.0070	4250.0	77	40276	No
167	GOM_NL__2PRFIN20091112_190537_000000362084_00142_40276_0253.N1	12-NOV-2009 19:05:37	Bright	36.000	173	4Bet Tri	3.0040	8900.0	72	40276	No
168	GOM_NL__2PRFIN20091112_190741_000000382084_00142_40276_0254.N1	12-NOV-2009 19:07:41	Bright	38.000	73	57Gam1And	2.2600	13100.	76	40276	No
169	GOM_NL__2PRFIN20091112_190925_000000442084_00142_40276_0255.N1	12-NOV-2009 19:09:25	Bright	44.000	149	45Eps Per	2.8880	30000.	88	40276	No
170	GOM_NL__2PRFIN20091112_191102_000000402084_00142_40276_0256.N1	12-NOV-2009 19:11:02	Bright	39.500	35	33Alp Per	1.7950	6250.0	79	40276	No
171	GOM_NL__2PRFIN20091112_192840_000000442084_00142_40276_0257.N1	12-NOV-2009 19:28:40	Bright	44.000	36	50Alp UMa	1.8000	6300.0	88	40276	No
172	GOM_NL__2PRFIN20091112_193018_000000452084_00142_40276_0258.N1	12-NOV-2009 19:30:18	Bright	45.000	82	48Bet UMa	2.3650	10600.	90	40276	No
173	GOM_NL__2PRFIN20091112_193416_000000412084_00142_40276_0259.N1	12-NOV-2009 19:34:16	Bright	41.000	174	52Psi UMa	3.0040	4400.0	82	40276	No
174	GOM_NL__2PRFIN20091112_194235_000000472084_00142_40276_0260.N1	12-NOV-2009 19:42:35	Bright	46.500	96	68Del Leo	2.5600	9300.0	93	40276	No
175	GOM_NL__2PRFIN20091112_200258_000000482084_00142_40276_0261.N1	12-NOV-2009 20:02:58	Dark	47.500	113	Mu Vel	2.6920	5000.0	95	40276	No
176	GOM_NL__2PRFIN20091112_201026_000000502084_00143_40277_0256.N1	12-NOV-2009 20:10:26	Dark	49.500	34	Gam2Vel	1.7930	23000.	99	40277	No
177	GOM_NL__2PRFIN20091112_201515_000000612084_00143_40277_0257.N1	12-NOV-2009 20:15:15	Dark	60.500	2	Alp Car	-0.73600	7000.0	121	40277	No
178	GOM_NL__2PRFIN20091112_202158_000000372084_00143_40277_0258.N1	12-NOV-2009 20:21:58	Dark	37.000	108	Alp Col	2.6520	15200.	74	40277	No
179	GOM_NL__2PRFIN20091112_203144_000000532084_00143_40277_0259.N1	12-NOV-2009 20:31:44	Straylight	52.500	165	34Gam Eri	2.9500	3200.0	105	40277	No
180	GOM_NL__2PRFIN20091112_203725_000000482084_00143_40277_0260.N1	12-NOV-2009 20:37:25	Tw_i_and_stray	48.000	94	92Alp Cet	2.5260	3100.0	96	40277	No
181	GOM_NL__2PRFIN20091112_204254_000000412084_00143_40277_0261.N1	12-NOV-2009 20:42:54	Bright	40.500	50	13Alp Ari	2.0070	4250.0	81	40277	No
182	GOM_NL__2PRFIN20091112_204613_000000362084_00143_40277_0262.N1	12-NOV-2009 20:46:13	Bright	35.500	173	4Bet Tri	3.0040	8900.0	71	40277	No
183	GOM_NL__2PRFIN20091112_204817_000000372084_00143_40277_0263.N1	12-NOV-2009 20:48:17	Bright	37.000	73	57Gam1And	2.2600	13100.	74	40277	No
184	GOM_NL__2PRFIN20091112_205000_000000462084_00143_40277_0264.N1	12-NOV-2009 20:50:00	Bright	45.500	149	45Eps Per	2.8880	30000.	91	40277	No
185	GOM_NL__2PRFIN20091112_205138_000000422084_00143_40277_0265.N1	12-NOV-2009 20:51:38	Bright	41.500	35	33Alp Per	1.7950	6250.0	83	40277	No
186	GOM_NL__2PRFIN20091112_210916_000000442084_00143_40277_0266.N1	12-NOV-2009 21:09:16	Bright	43.500	36	50Alp UMa	1.8000	6300.0	87	40277	No
187	GOM_NL__2PRFIN20091112_211054_000000412084_00143_40277_0267.N1	12-NOV-2009 21:10:54	Bright	41.000	82	48Bet UMa	2.3650	10600.	82	40277	No
188	GOM_NL__2PRFIN20091112_211452_000000442084_00143_40277_0268.N1	12-NOV-2009 21:14:52	Bright	44.000	174	52Psi UMa	3.0040	4400.0	88	40277	No
189	GOM_NL__2PRFIN20091112_212311_000000662084_00143_40277_0269.N1	12-NOV-2009 21:23:11	Bright	65.500	96	68Del Leo	2.5600	9300.0	131	40277	No
190	GOM_NL__2PRFIN20091112_214334_000000492084_00143_40277_0270.N1	12-NOV-2009 21:43:34	Dark	49.000	113	Mu Vel	2.6920	5000.0	98	40277	No
191	GOM_NL__2PRFIN20091112_215023_000000472084_00144_40278_0265.N1	12-NOV-2009 21:50:23	Dark	46.500	41	Eps Car	1.8600	4100.0	93	40278	No
192	GOM_NL__2PRFIN20091112_215151_000000552084_00144_40278_0266.N1	12-NOV-2009 21:51:51	Dark	55.000	70	Zet Pup	2.2460	39000.	110	40278	No
193	GOM_NL__2PRFIN20091112_215552_000000552084_00144_40278_0267.N1	12-NOV-2009 21:55:52	Dark	54.500	2	Alp Car	-0.73600	7000.0	109	40278	No
194	GOM_NL__2PRFIN20091112_220235_000000402084_00144_40278_0268.N1	12-NOV-2009 22:02:35	Dark	40.000	108	Alp Col	2.6520	15200.	80	40278	No
195	GOM_NL__2PRFIN20091112_221220_000000532084_00144_40278_0269.N1	12-NOV-2009 22:12:20	Straylight	53.000	165	34Gam Eri	2.9500	3200.0	106	40278	No
196	GOM_NL__2PRFIN20091112_221800_000000492084_00144_40278_0270.N1	12-NOV-2009 22:18:00	Tw_i_and_stray	48.500	94	92Alp Cet	2.5260	3100.0	97	40278	No
197	GOM_NL__2PRFIN20091112_222330_000000402084_00144_40278_0271.N1	12-NOV-2009 22:23:30	Bright	39.500	50	13Alp Ari	2.0070	4250.0	79	40278	No
198	GOM_NL__2PRFIN20091112_222649_000000372084_00144_40278_0272.N1	12-NOV-2009 22:26:49	Bright	37.000	173	4Bet Tri	3.0040	8900.0	74	40278	No
199	GOM_NL__2PRFIN20091112_222853_000000362084_00144_40278_0273.N1	12-NOV-2009 22:28:53	Bright	36.000	73	57Gam1And	2.2600	13100.	72	40278	No
200	GOM_NL__2PRFIN20091112_223035_000000442084_00144_40278_0274.N1	12-NOV-2009 22:30:35	Bright	43.500	149	45Eps Per	2.8880	30000.	87	40278	No
201	GOM_NL__2PRFIN20091112_223214_000000412084_00144_40278_0275.N1	12-NOV-2009 22:32:14	Bright	40.500	35	33Alp Per	1.7950	6250.0	81	40278	No
202	GOM_NL__2PRFIN20091112_224952_000000392084_00144_40278_0276.N1	12-NOV-2009 22:49:52	Bright	39.000	36	50Alp UMa	1.8000	6300.0	78	40278	No
203	GOM_NL__2PRFIN20091112_225130_000000442084_00144_40278_0277.N1	12-NOV-2009 22:51:30	Bright	44.000	82	48Bet UMa	2.3650	10600.	88	40278	No
204	GOM_NL__2PRFIN20091112_225528_000000392084_00144_40278_0278.N1	12-NOV-2009 22:55:28	Bright	39.000	174	52Psi UMa	3.0040	4400.0	78	40278	No
205	GOM_NL__2PRFIN20091112_230347_000000462084_00144_40278_0279.N1	12-NOV-2009 23:03:47	Bright	46.000	96	68Del Leo	2.5600	9300.0	92	40278	No
206	GOM_NL__2PRFIN20091112_232410_000000462084_00144_40278_0280.N1	12-NOV-2009 23:24:10	Dark	45.500	113	Mu Vel	2.6920	5000.0	91	40278	No

3. Quality information per product

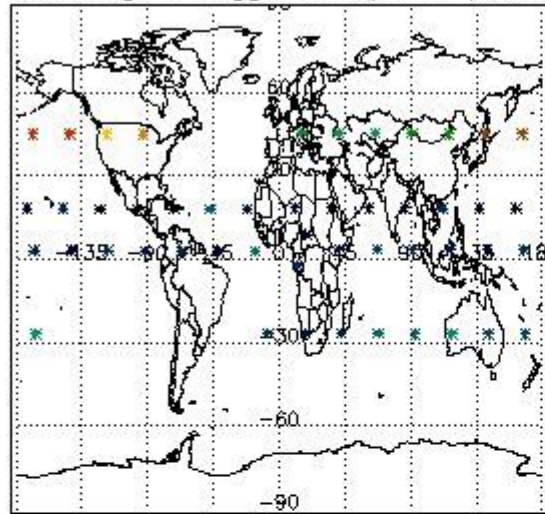
In this section it is plotted some information contained in the Quality Summary data set of the level 2 products. Only products in dark limb conditions and without errors (error flag in the MPH set to "0") are used.

3.1 Plot quality information per product (time dependant)

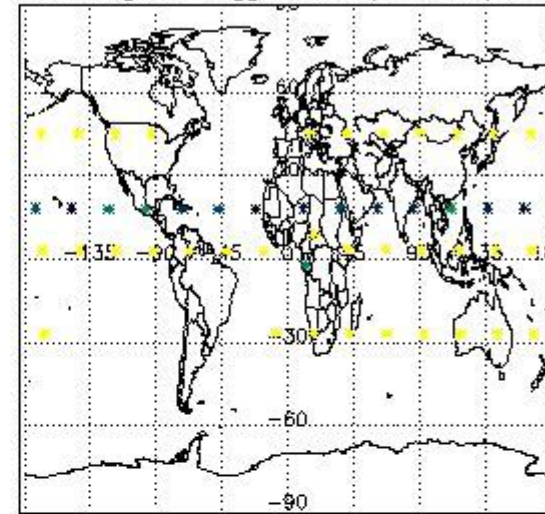


3.2 Plot quality information per product (world map)

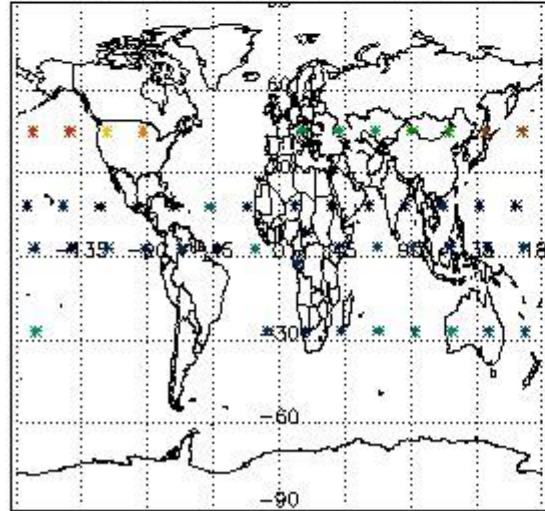
Percentage of flagged data per O3 profile



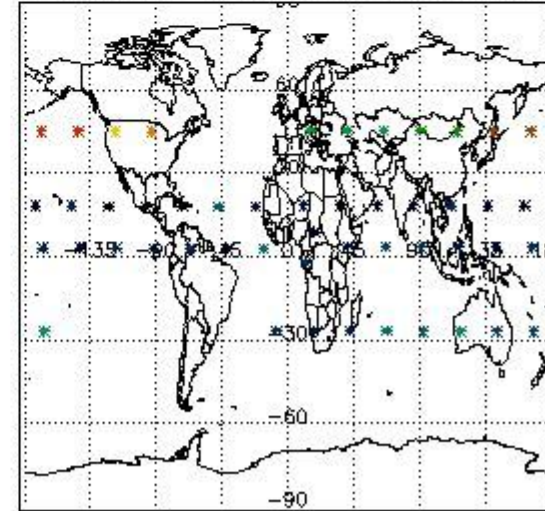
Percentage of flagged data per H2O profile



Percentage of flagged data per NO2 profile



Percentage of flagged data per NO3 profile

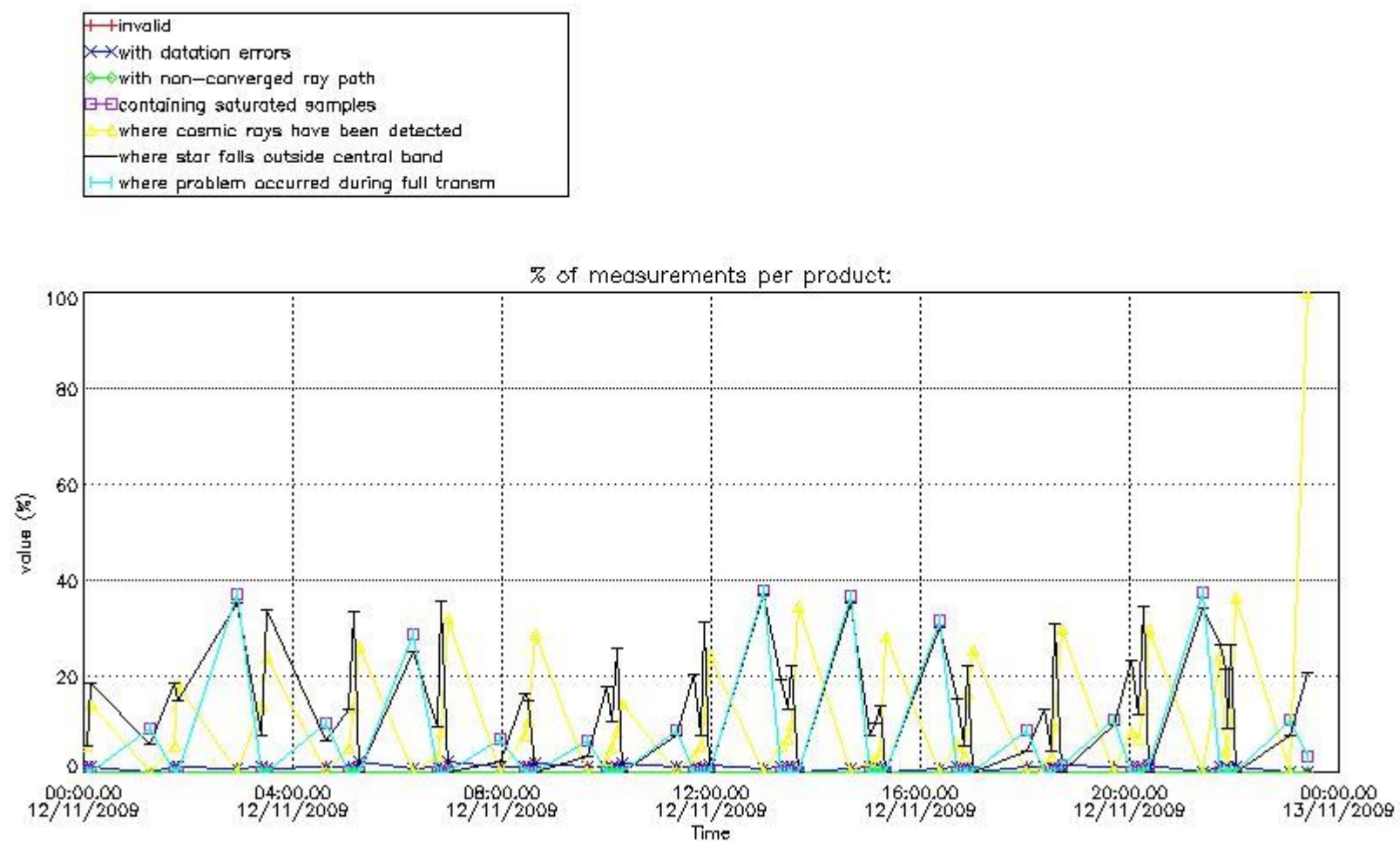


4. Level 1 quality information per product

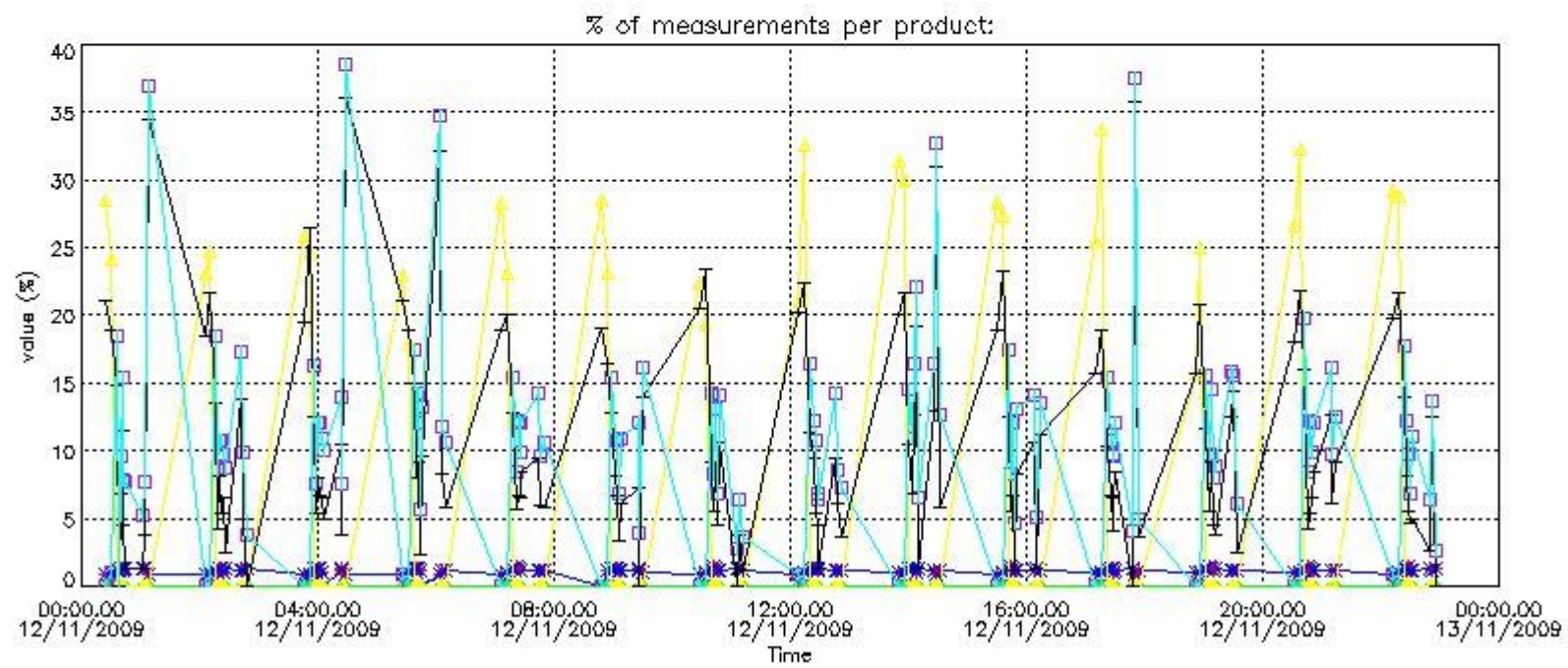
In this section it is plotted some information contained in the Quality Summary data set of the level 2 products that comes from the level 1b processing. Products without errors (error flag in the MPH set to "0") are used.

4.1 Plot quality information per product (time dependant) coming from level 1b processing

4.1.1 Plot level 1 quality information per product (time dependant): ENVISAT ASCENDING passes

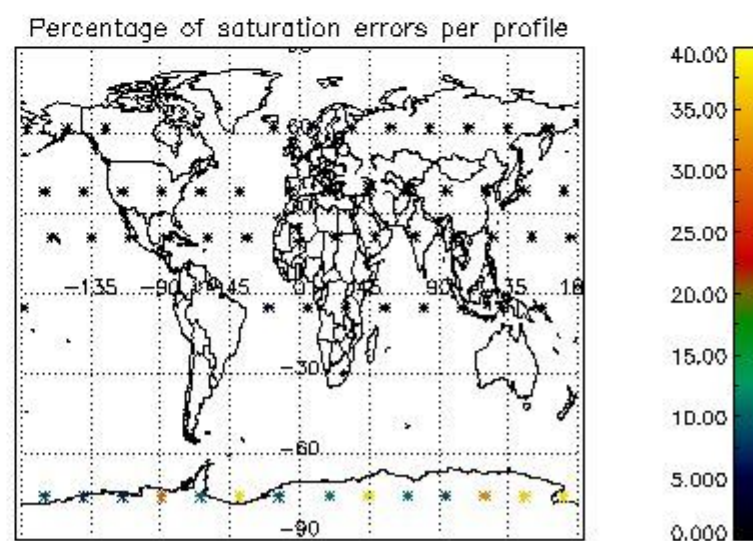
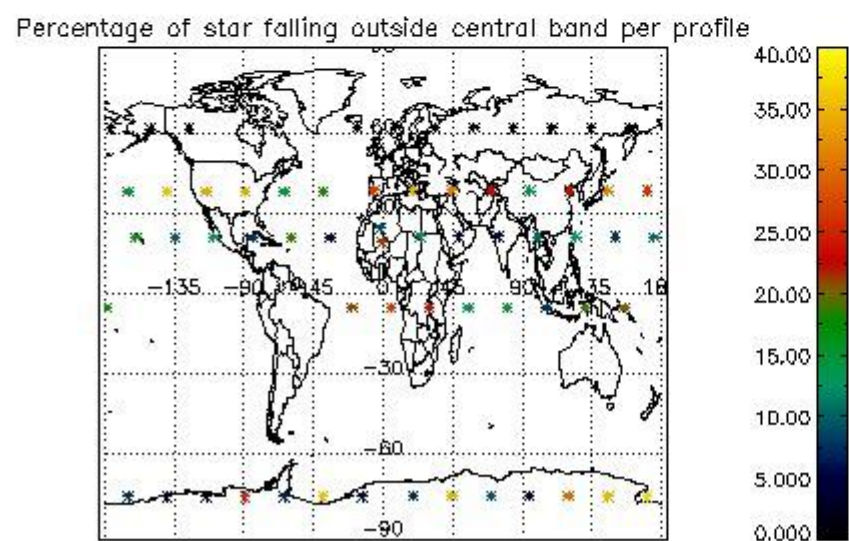
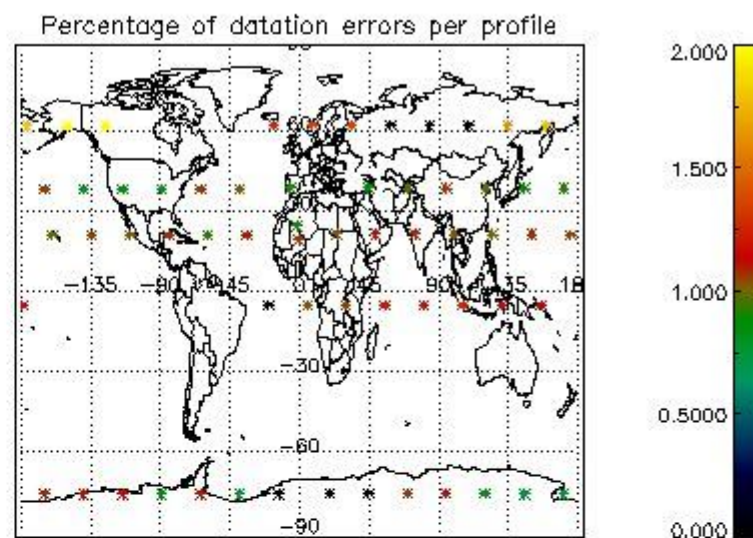
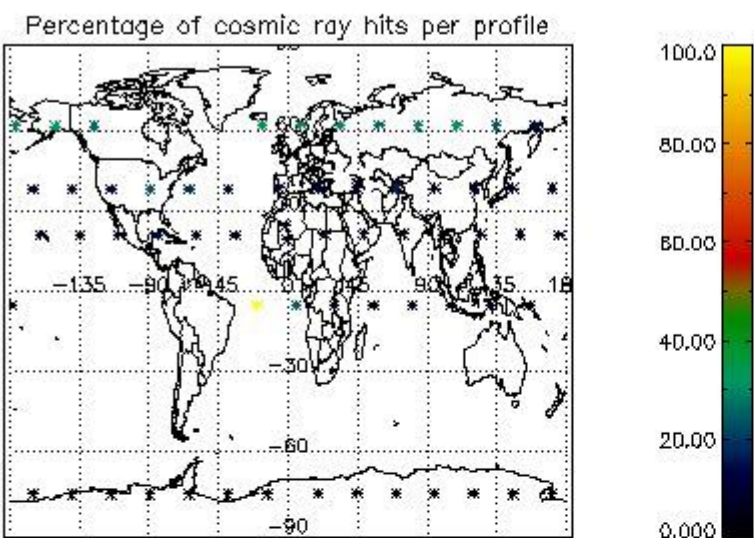


4.1.2 Plot level 1 quality information per product (time dependant): ENVI SAT DESCENDING passes

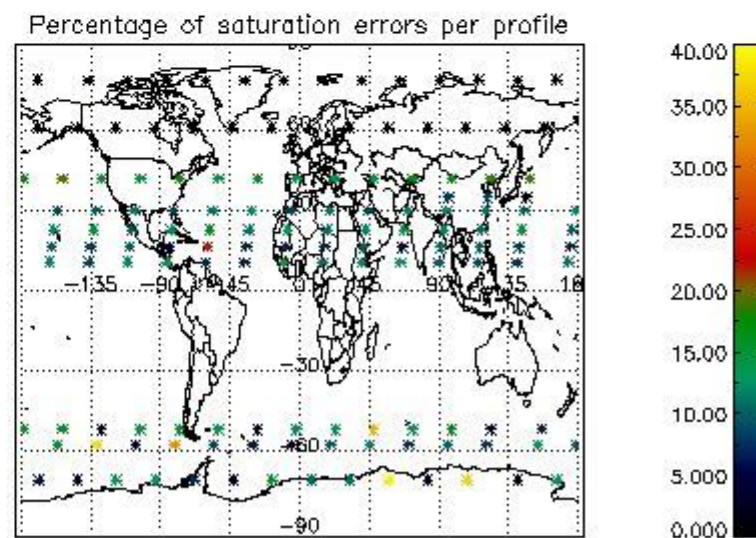
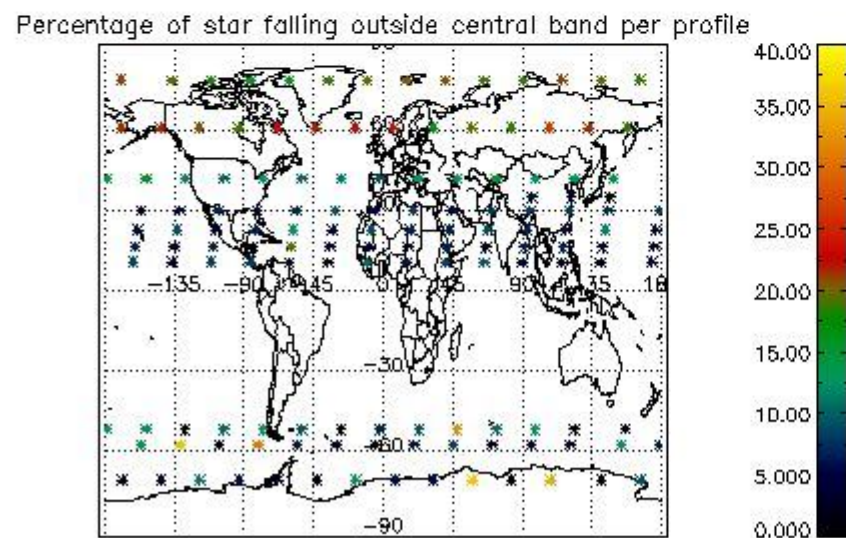
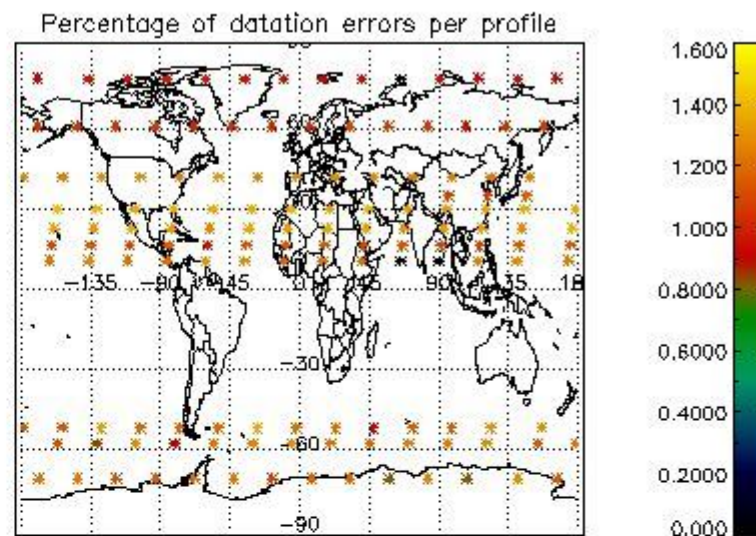
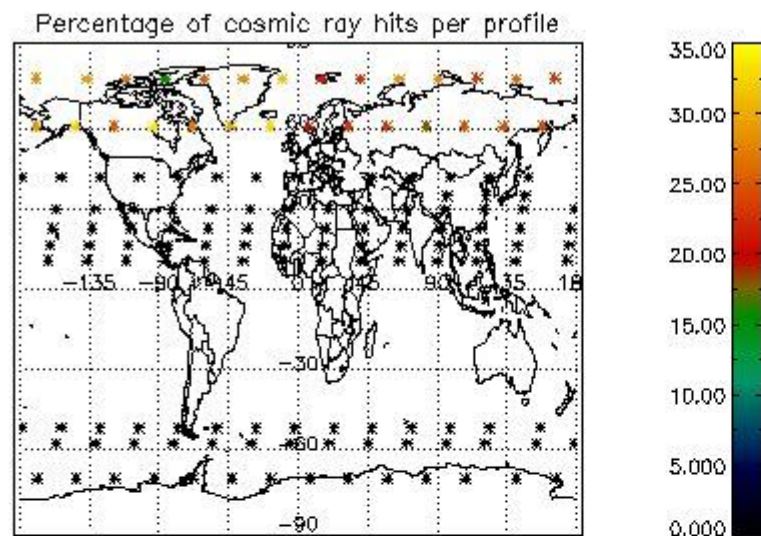


4.2 Plot quality information per product coming from level 1b processing (world map)

4.2.1 Plot level 1 quality information per product (world map): ENVISAT ASCENDING passes



4.2.2 Plot level 1 quality information per product (world map): ENVISAT DESCENDING passes



5. Trace gas profiles

5.1 Ozone statistics based on quality of products

The final quality of the products can be "measured" using the STD (Standard Deviation) attached to every point profile. This information is written to the parameter GOM_NL__2P/NL_LOCAL_SPECIES_DENSITY/o3_std of the level 2 products. The table below shows the statistics for given STD ranges.

The statistics are given with respect to the overall valid production:

- Products without fatal errors: GOM_NL__2P/MPH/PRODUCT_ERR=0
- Valid point profile: GOM_NL__2P/NL_LOCAL_SPECIES_DENSITY/pcd(0)=0

The 'Criteria' is applied to valid points of dark limb products:

- Products in dark limb illumination condition: GOM_NL__2P/NL_SUMMARY_QUALITY/obs_ill_cond=0
- Products without fatal errors: GOM_NL__2P/MPH/PRODUCT_ERR=0
- Valid point profile: GOM_NL__2P/NL_LOCAL_SPECIES_DENSITY/pcd(0)=0

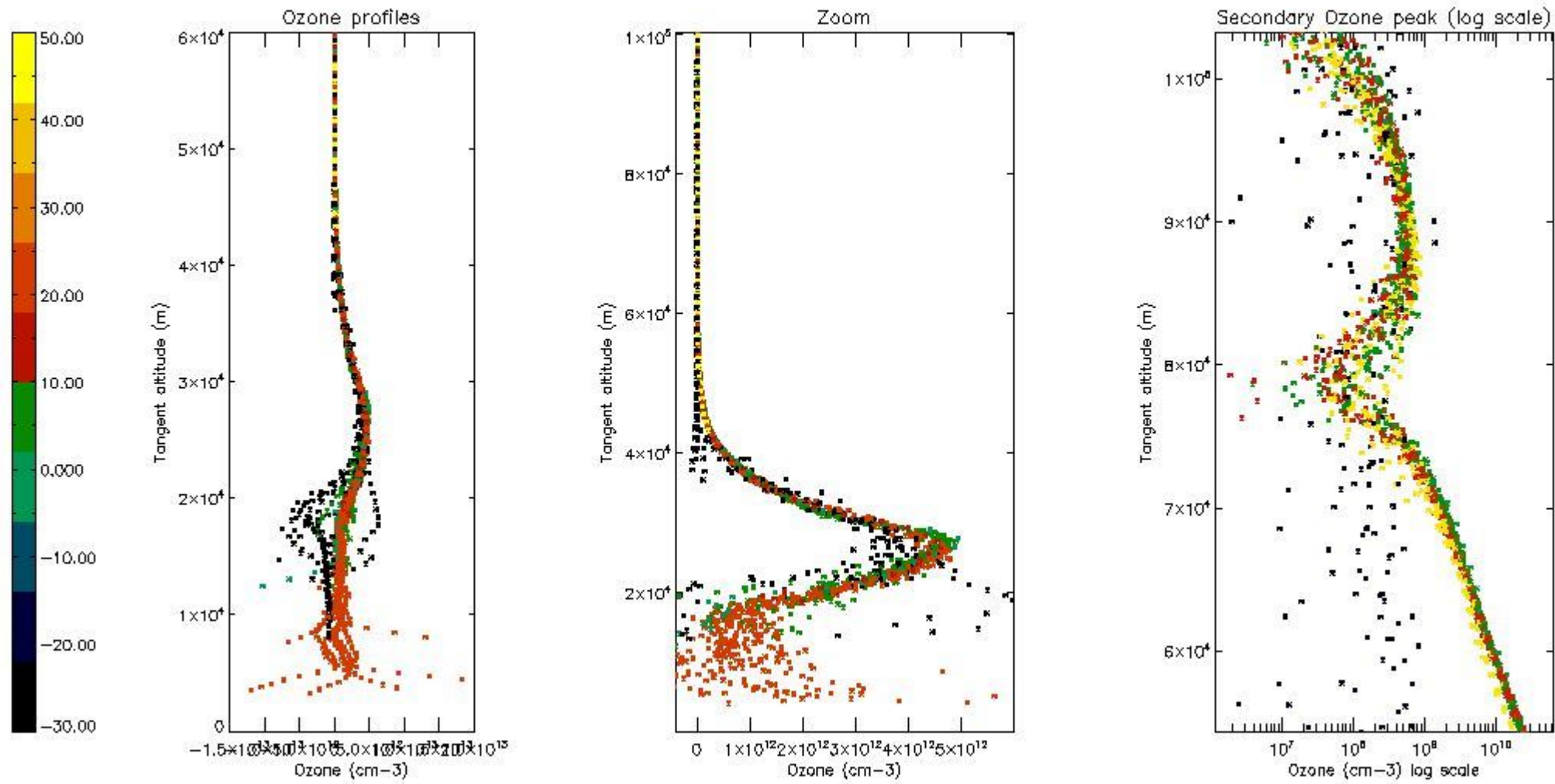
So, the table below shows the percentage of dark limb and valid observations for each criteria with respect to the overall valid daily observations.

Criteria	% of total production
All STD	25
STD < 20	15

STD < 10	12
STD < 5	9

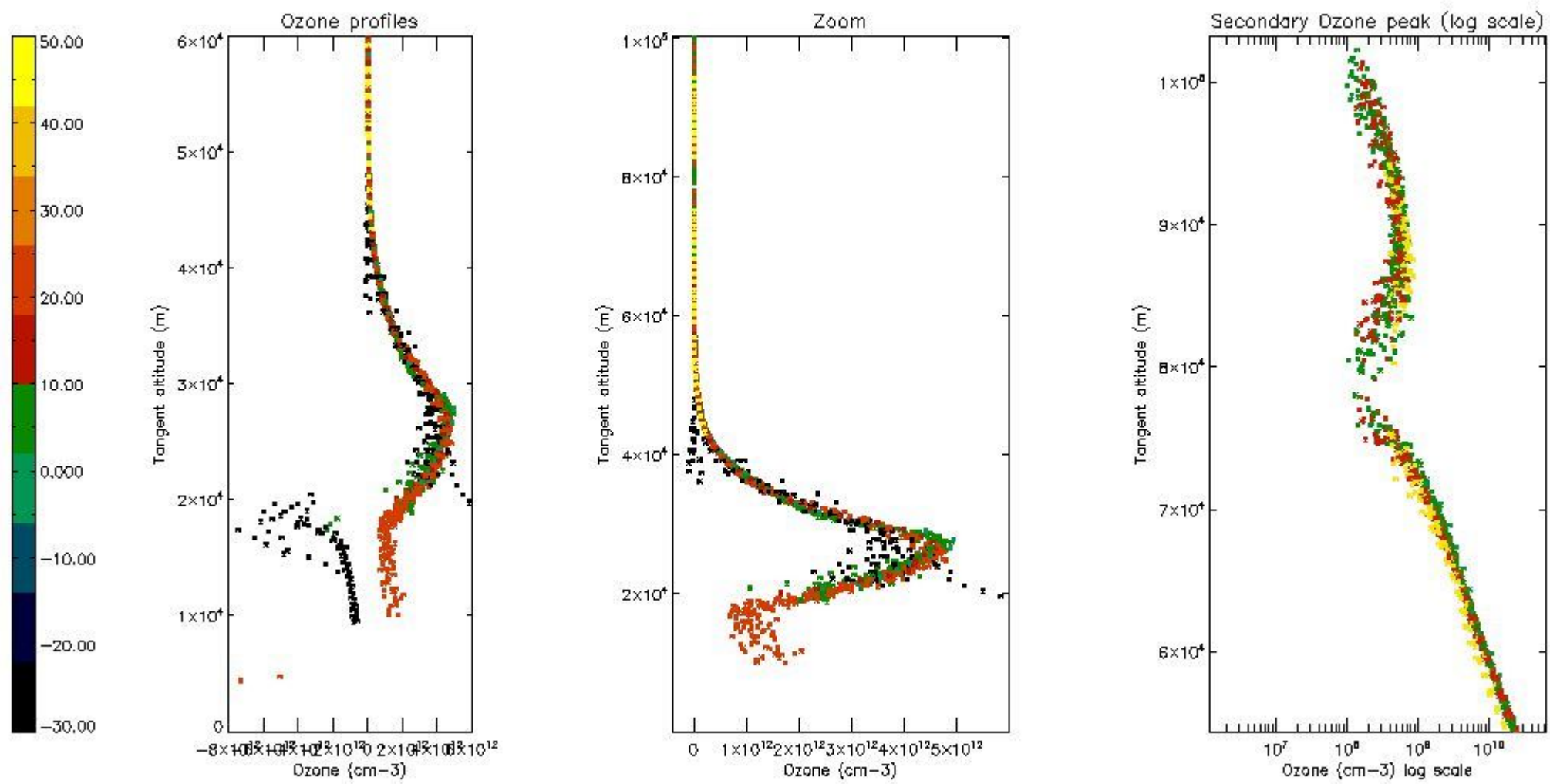
5.2 Plot ozone profiles for all STD (dark without errors)

The colorbar represents the latitude.



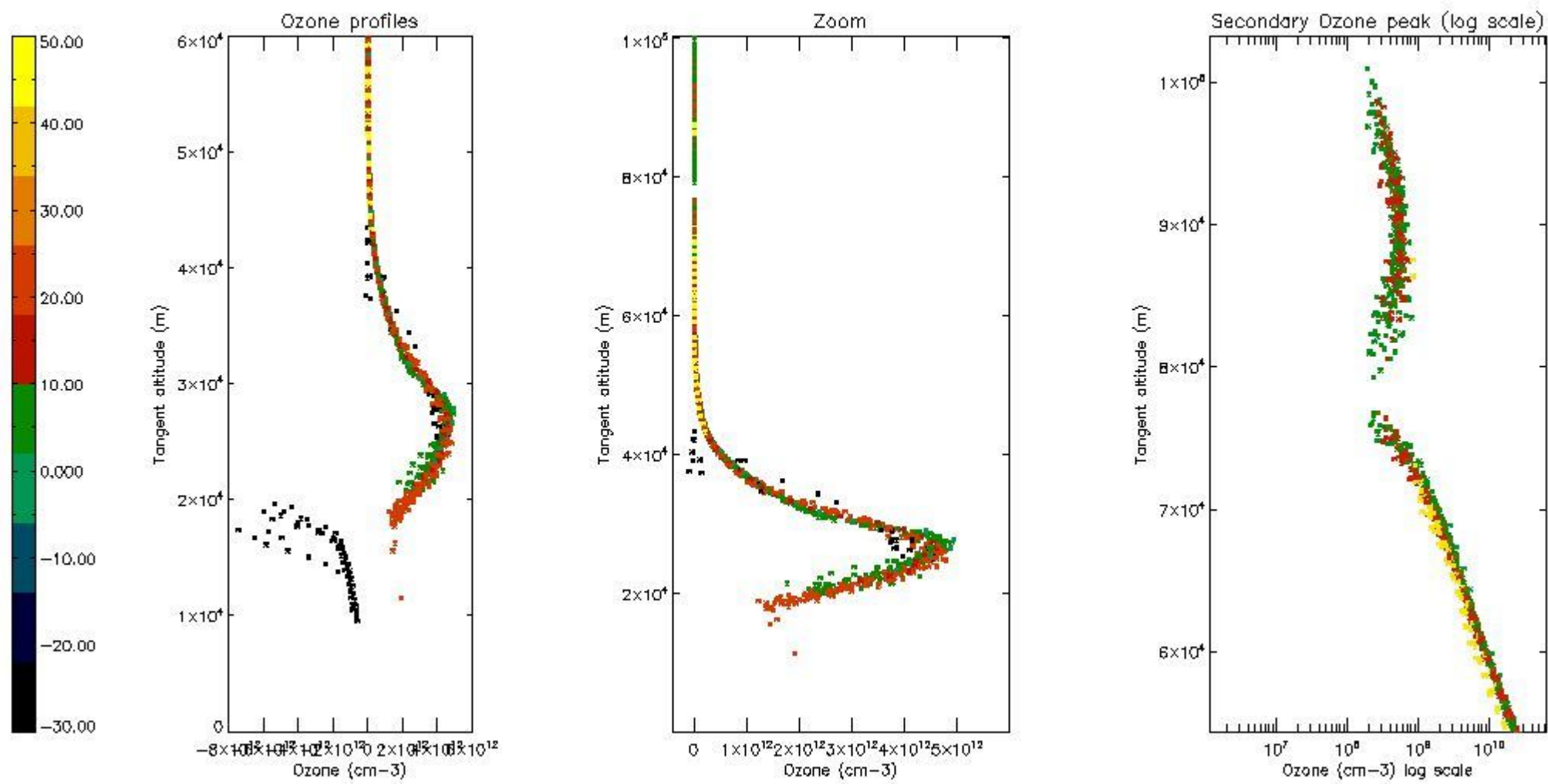
5.3 Plot ozone profiles where STD < 20% (dark without errors)

The colorbar represents the latitude.



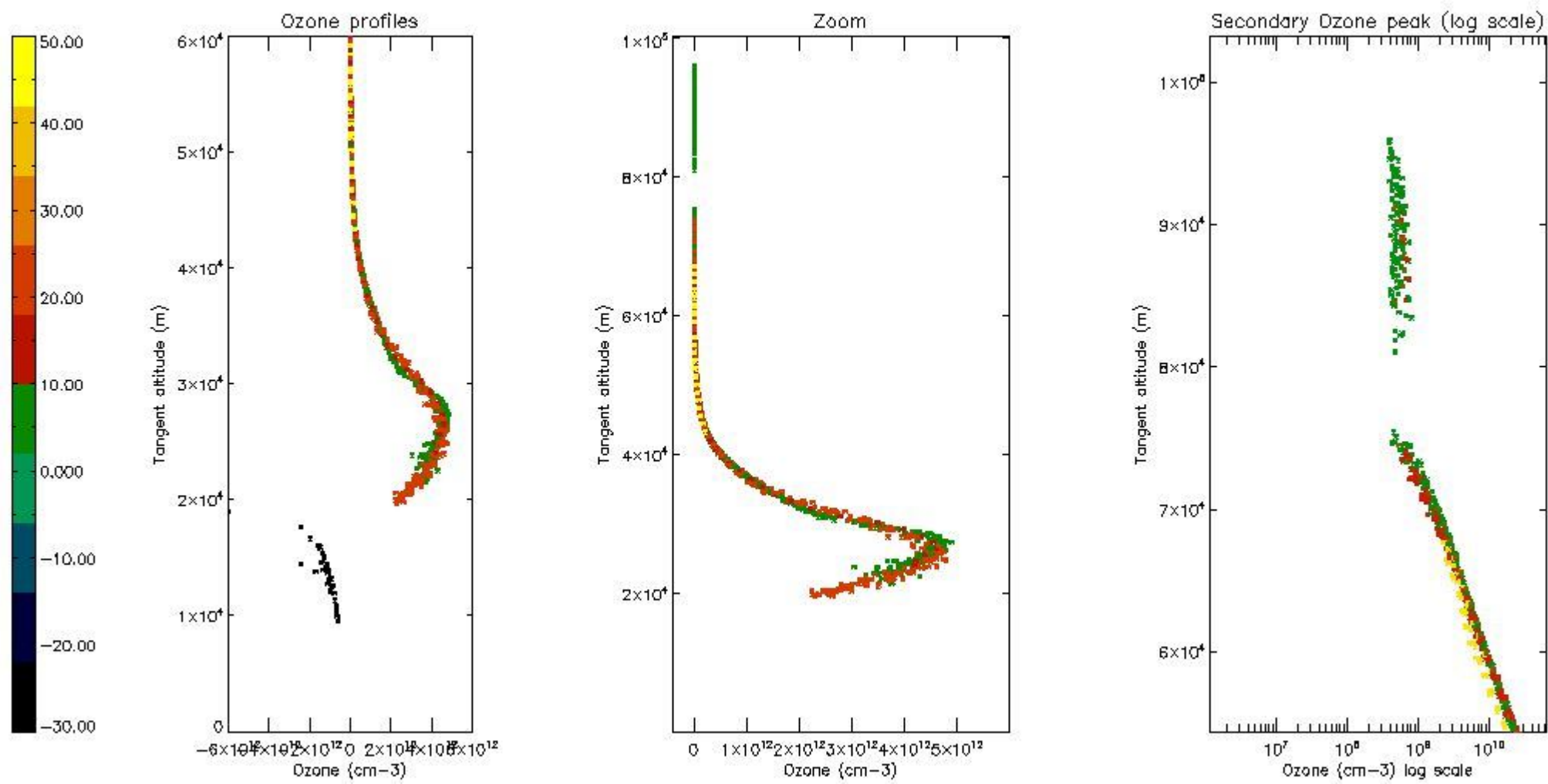
5.4 Plot ozone profiles where STD < 10% (dark without errors)

The colorbar represents the latitude.



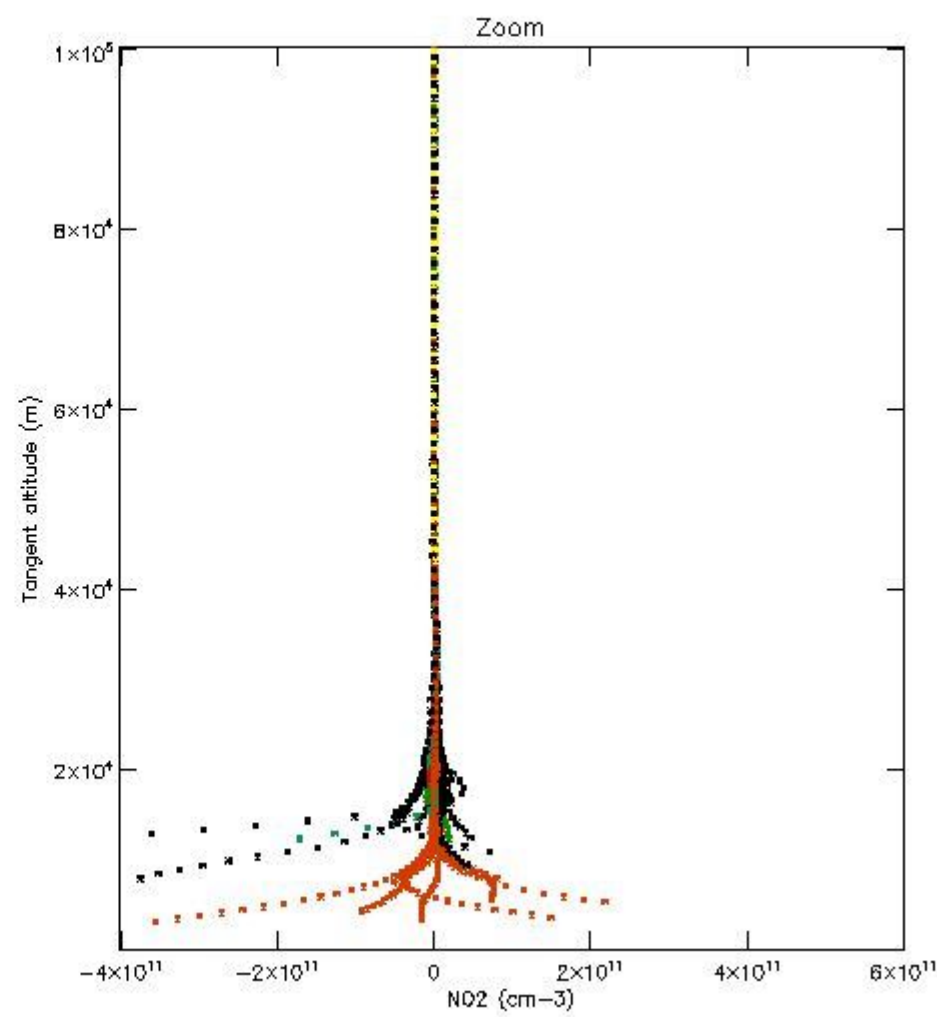
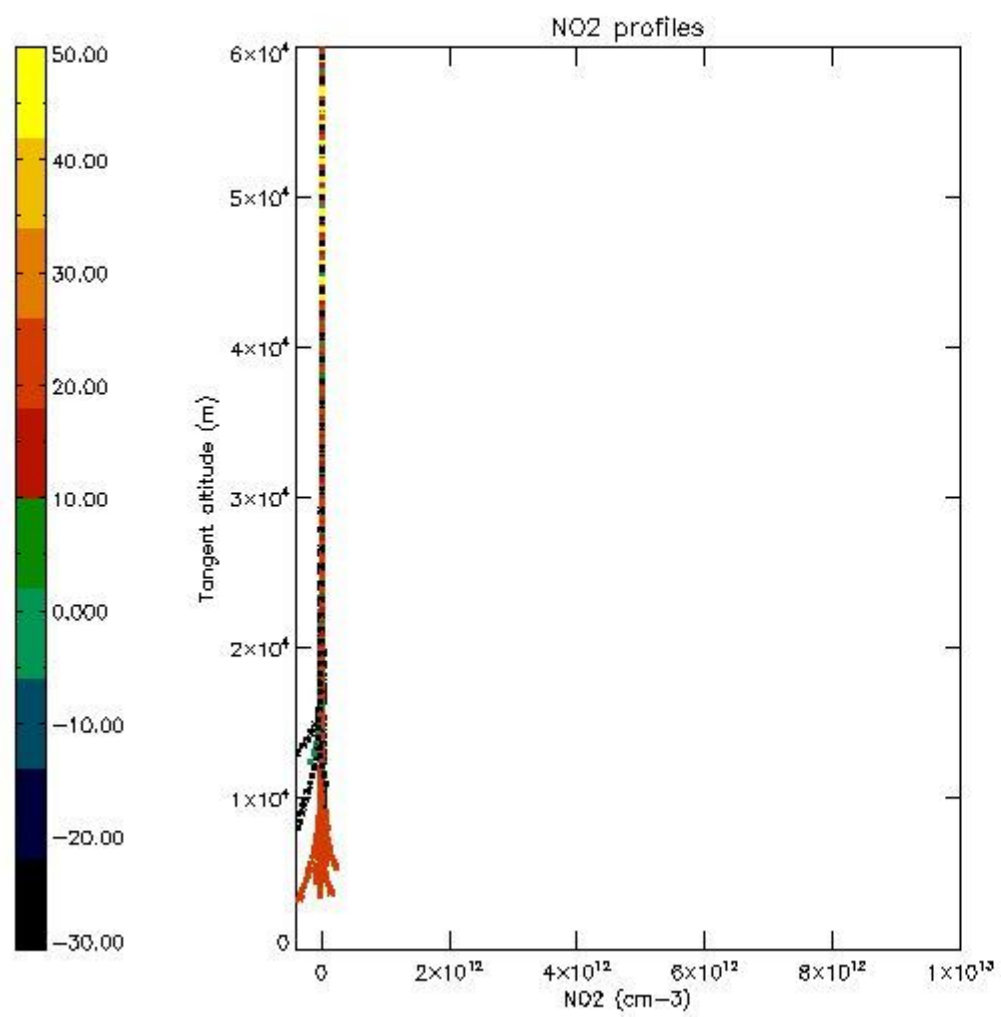
5.5 Plot ozone profiles where STD < 5% (dark without errors)

The colorbar represents the latitude.



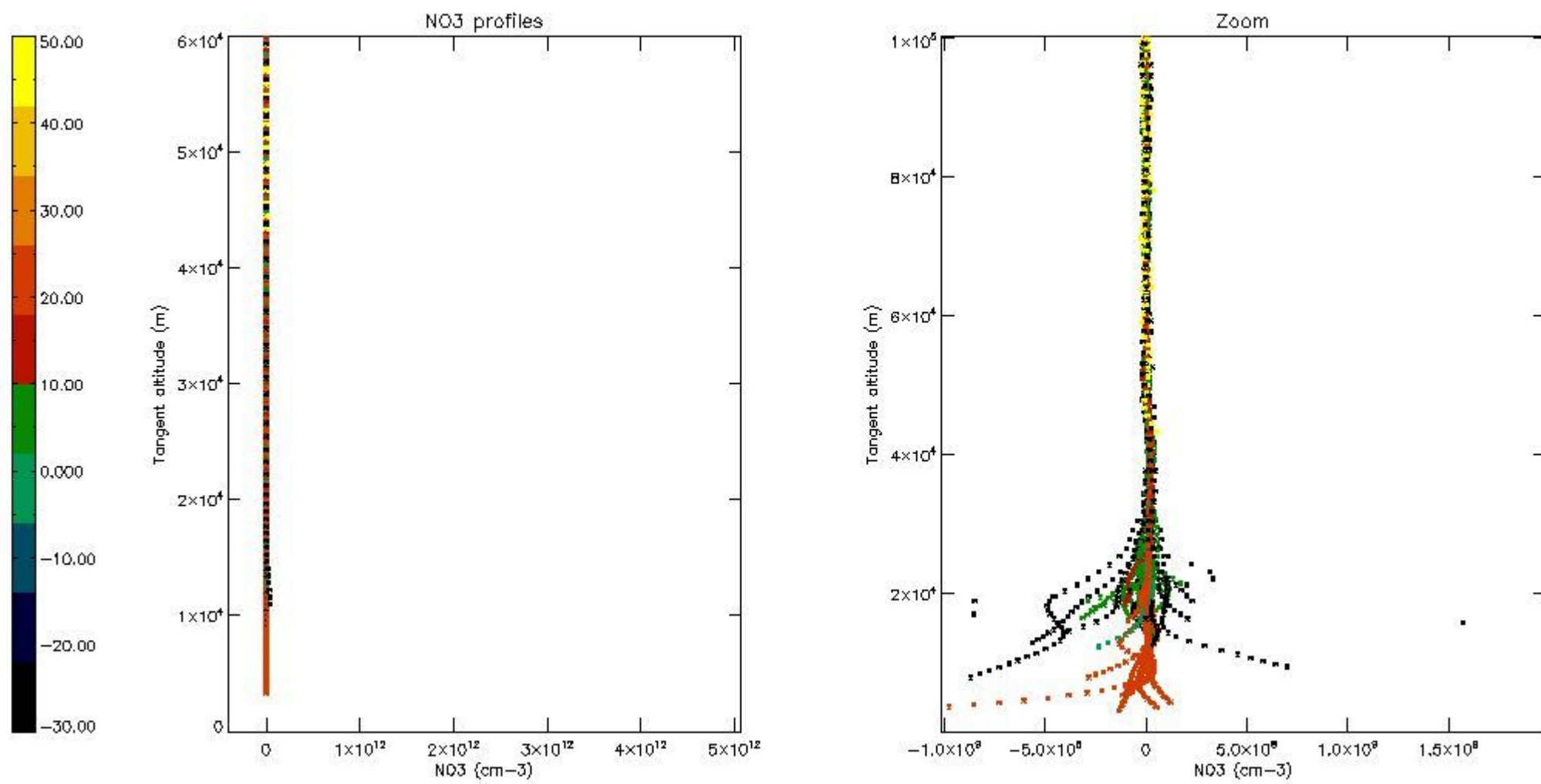
5.6 Plot NO₂ profiles for all STD (dark without errors)

The colorbar represents the latitude.



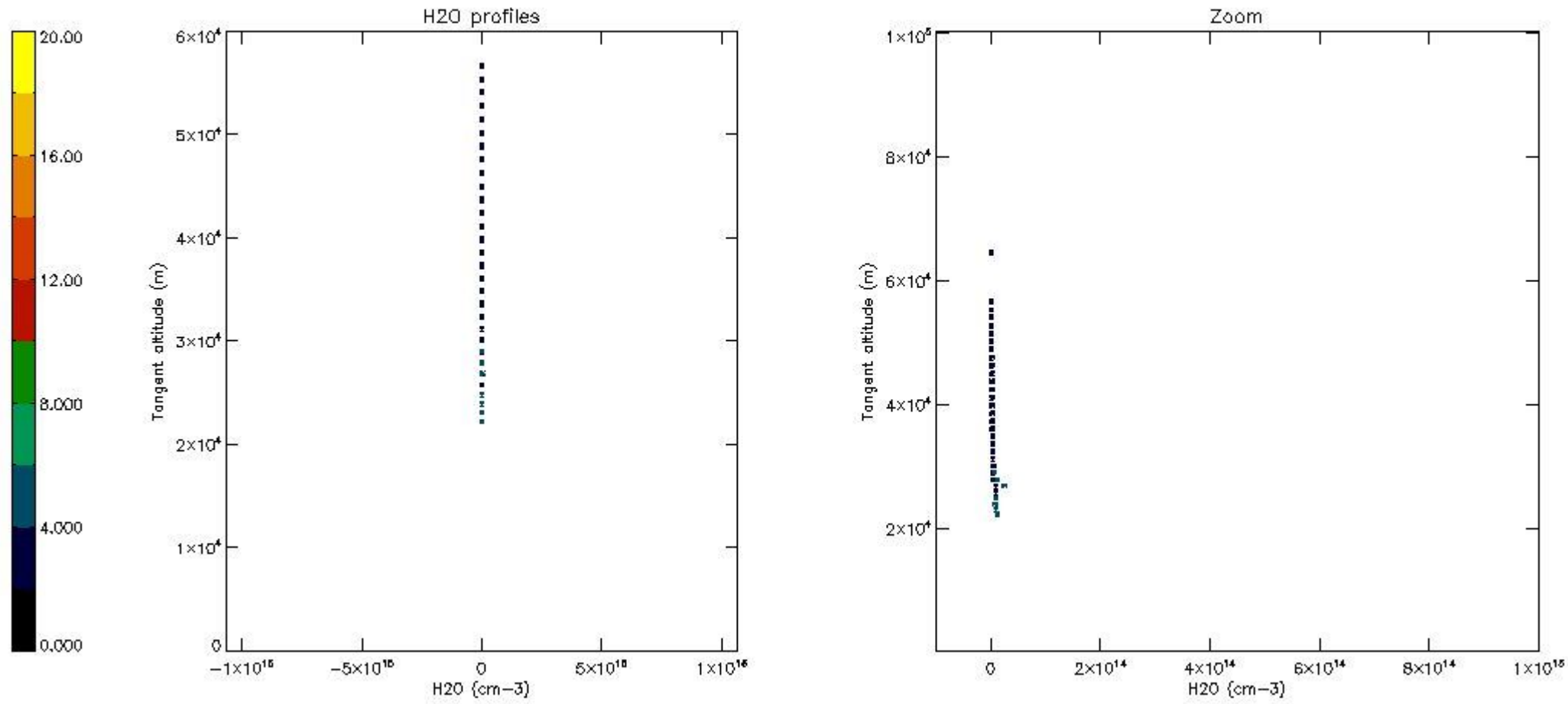
5.7 Plot NO3 profiles for all STD (dark without errors)

The colorbar represents the latitude.



5.8 Plot H₂O profiles for all STD (only for occultations of stars 1,2,3,4,13,14,16,26,63 dark without errors)

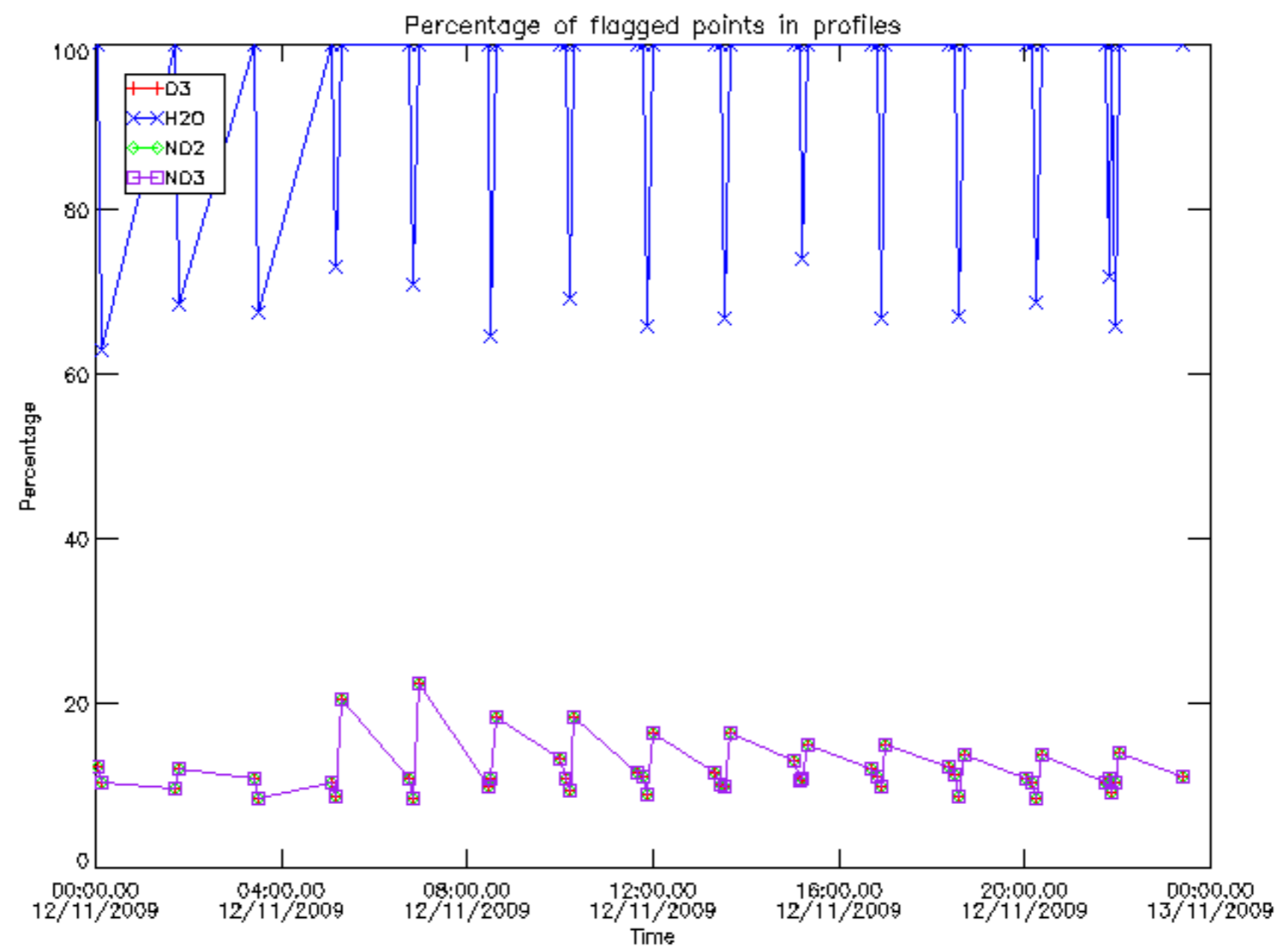
The colorbar represents the latitude.



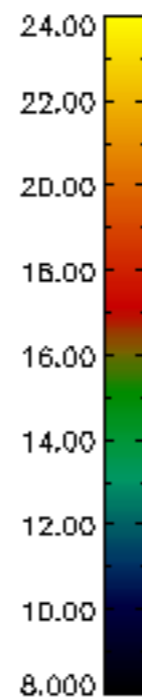
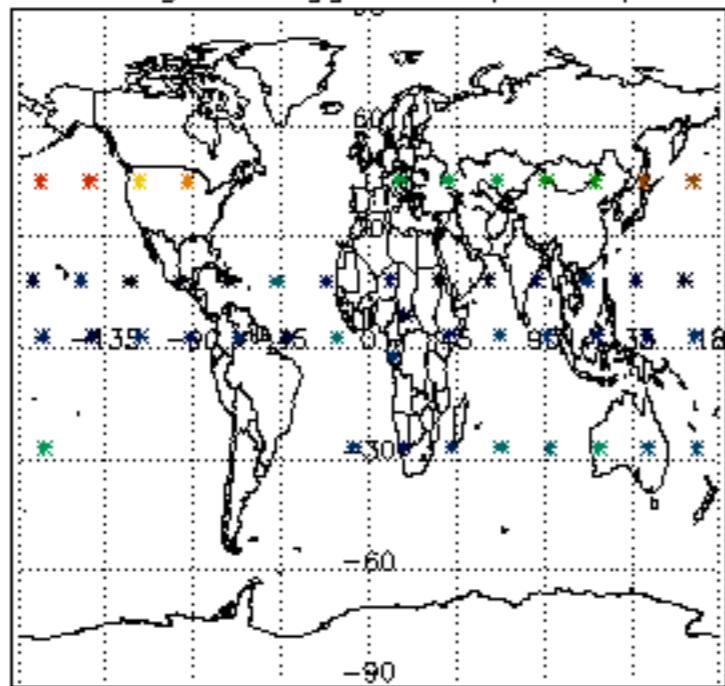
6. Auxiliary Data Files used for the production reported in section 2

The number reported in the third column indicates since which file (see list in section 2) the corresponding auxiliary file has been used. The fourth column is the date of those product files.

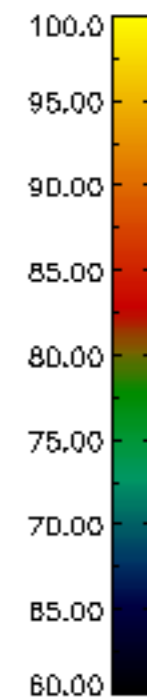
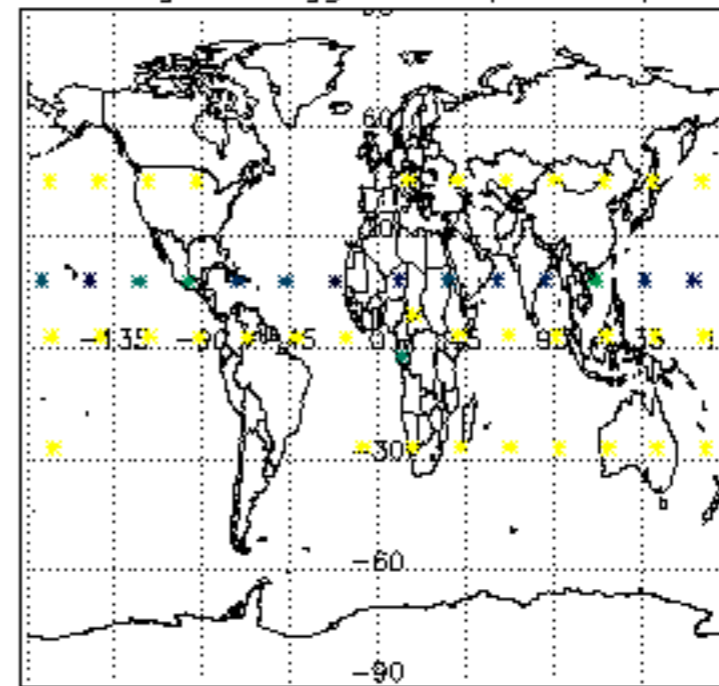
Type	Auxiliary Filename	Used since product	Used since product date
INST_PHYS_CHARACTERISTICS	GOM_INS_AXVIEC20091111_143220_20030716_120000_20500101_000000	1	12-NOV-2009 00:03:03
LEVEL-2_PROC_CONFIG	GOM_PR2_AXVIEC20091111_152718_20020301_000000_20500101_000000	1	12-NOV-2009 00:03:03
CROSS_SECTIONS_FILE	GOM_CRS_AXVIEC20091111_154832_20020301_000000_20500101_000000	1	12-NOV-2009 00:03:03



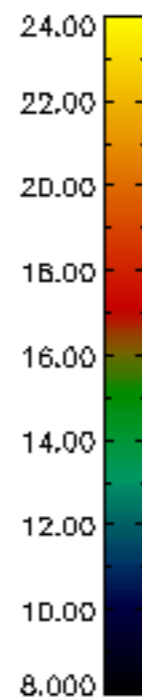
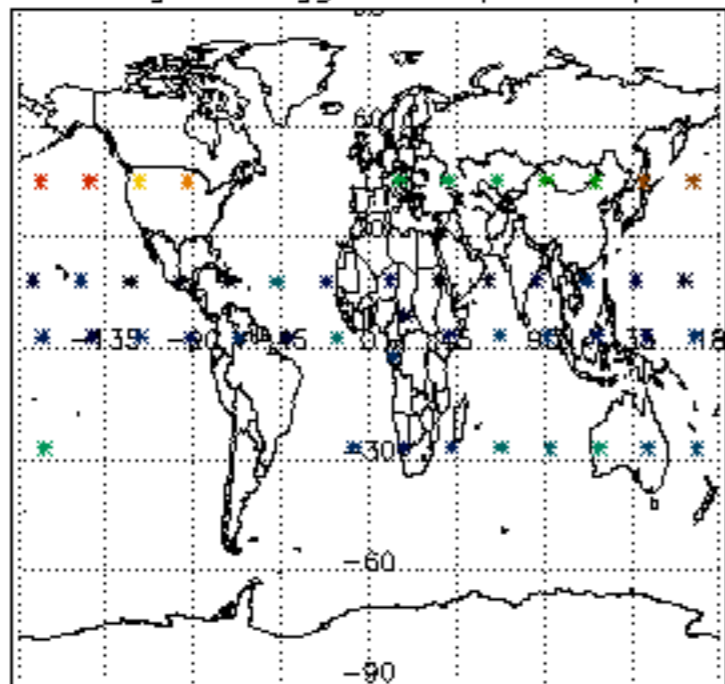
Percentage of flagged data per D3 profile



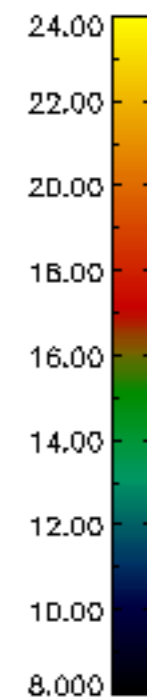
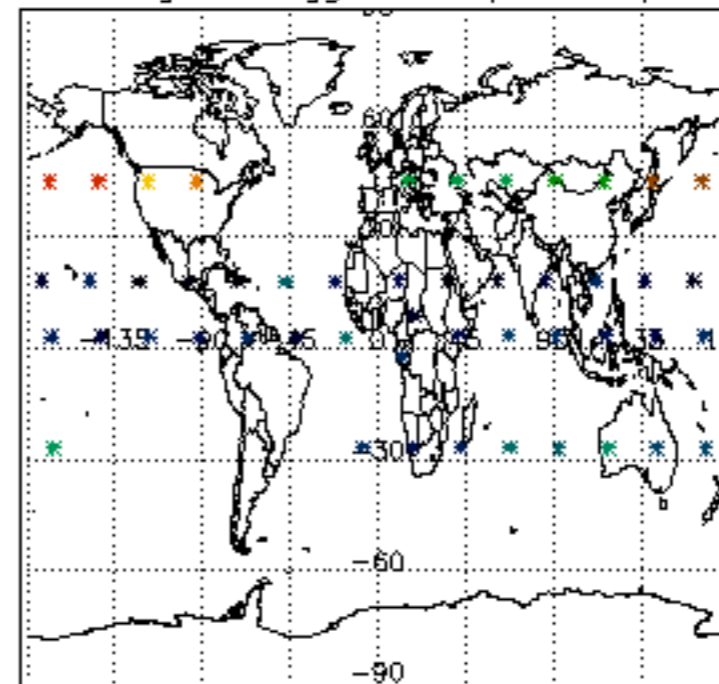
Percentage of flagged data per H2O profile

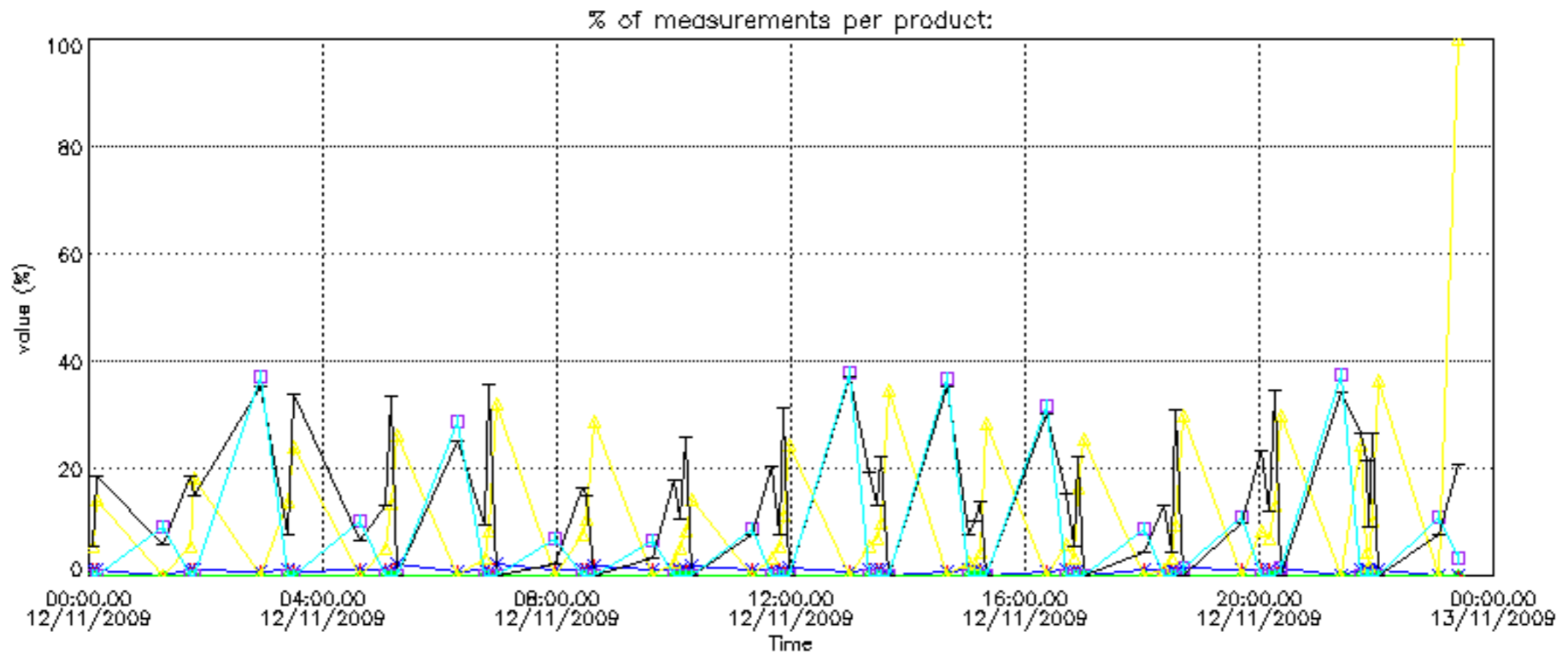


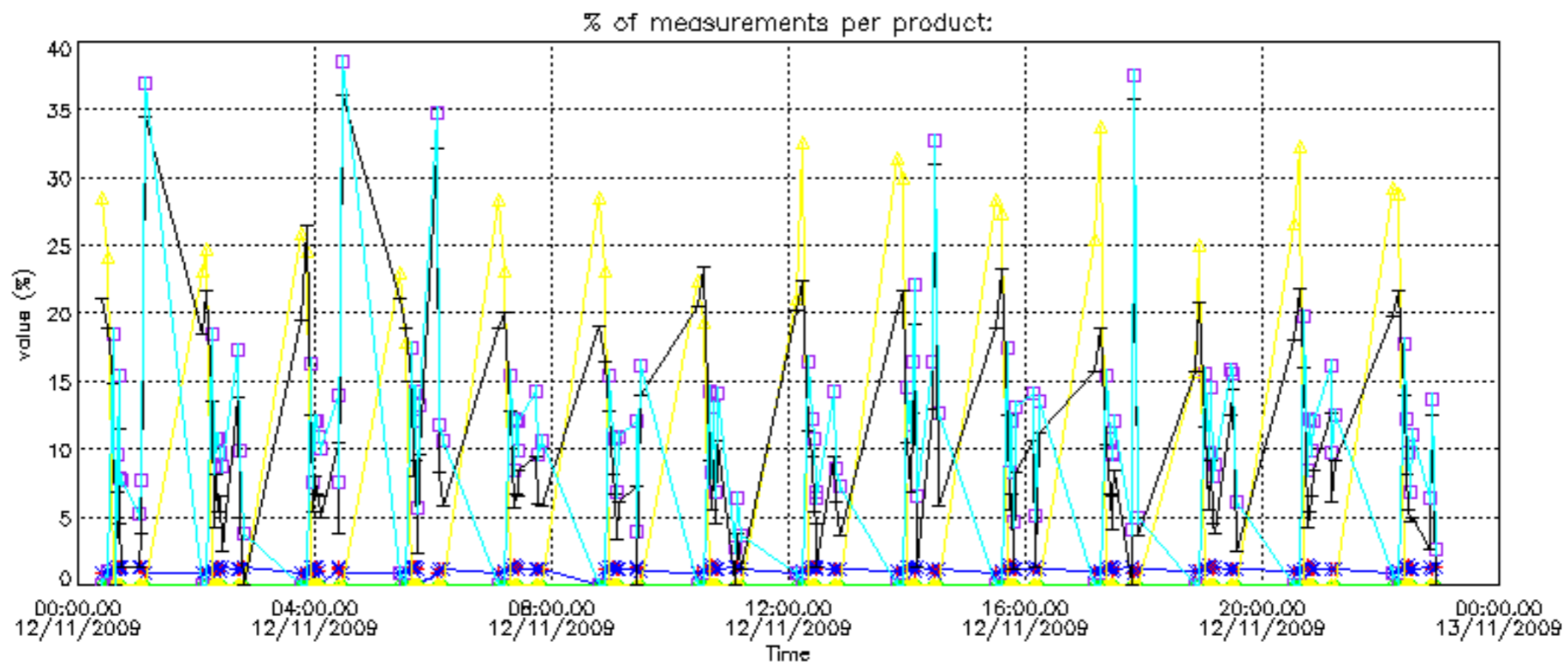
Percentage of flagged data per NO2 profile



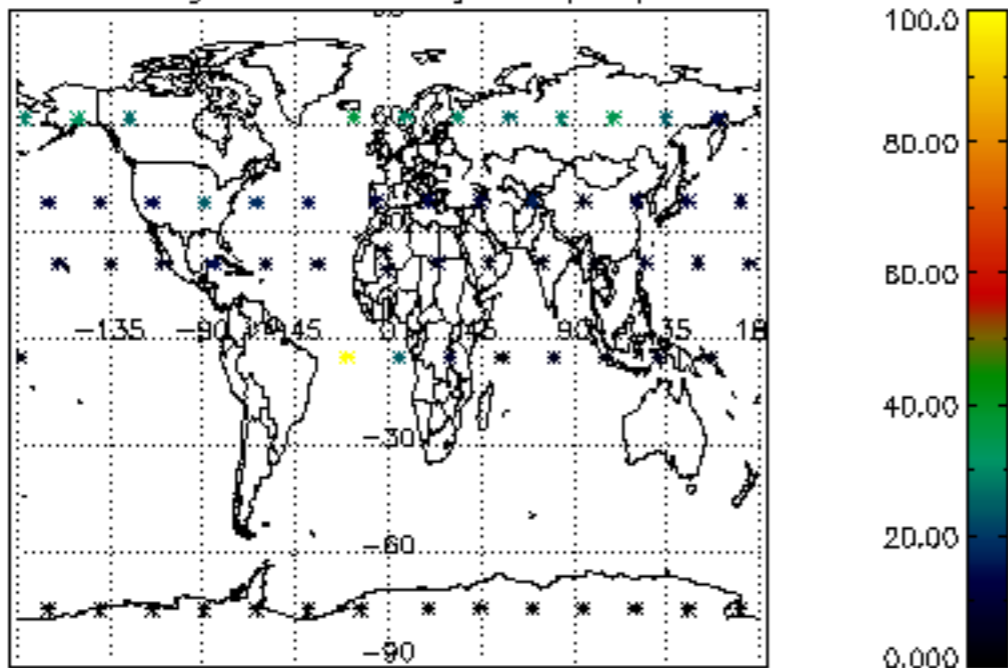
Percentage of flagged data per NO3 profile



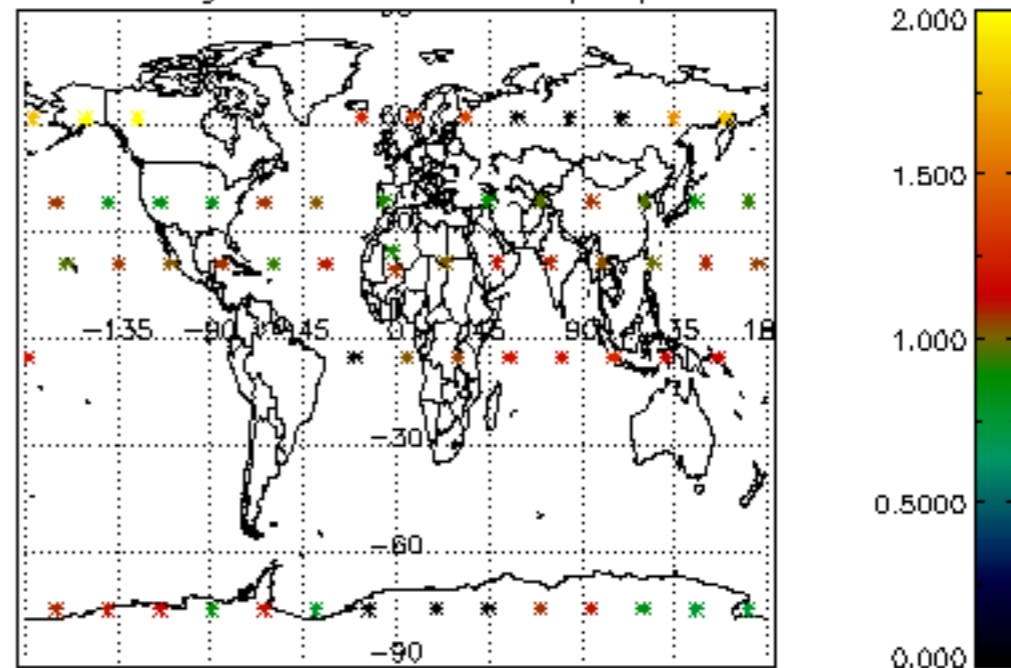




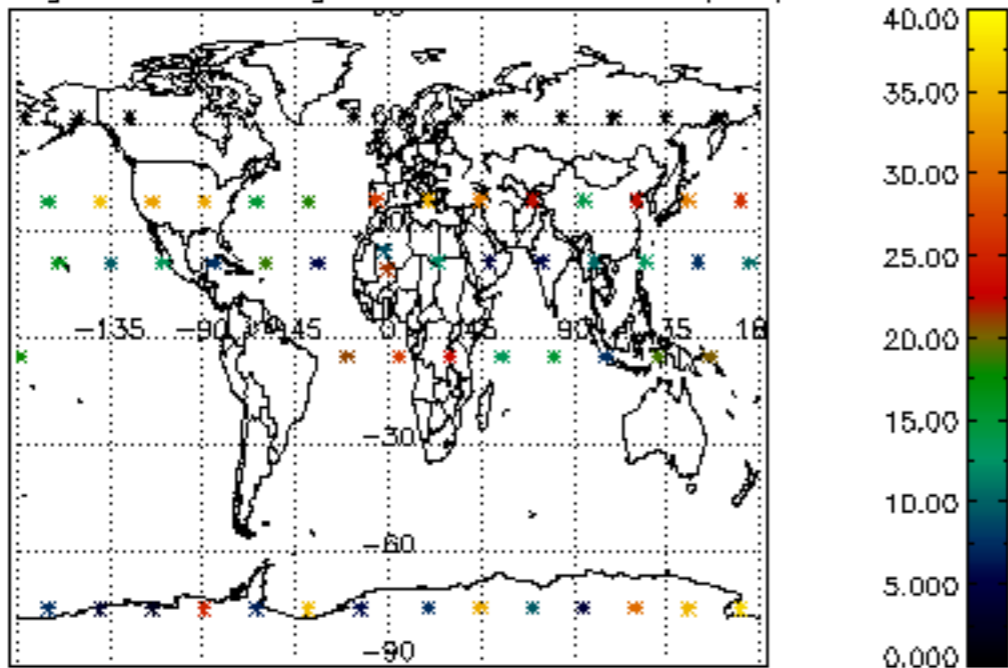
Percentage of cosmic ray hits per profile



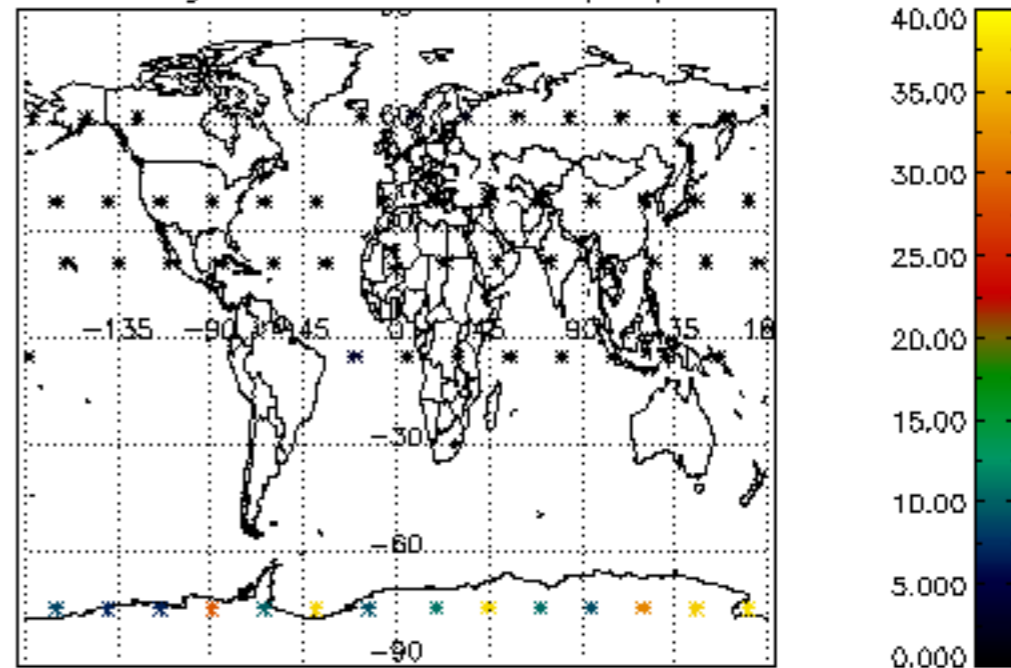
Percentage of datation errors per profile



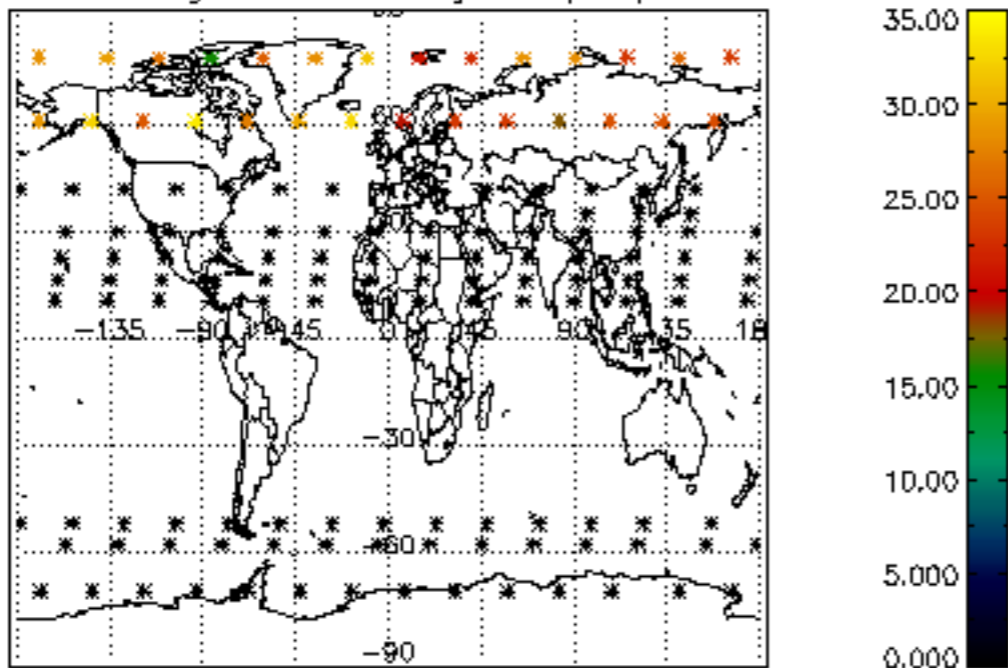
Percentage of star falling outside central band per profile



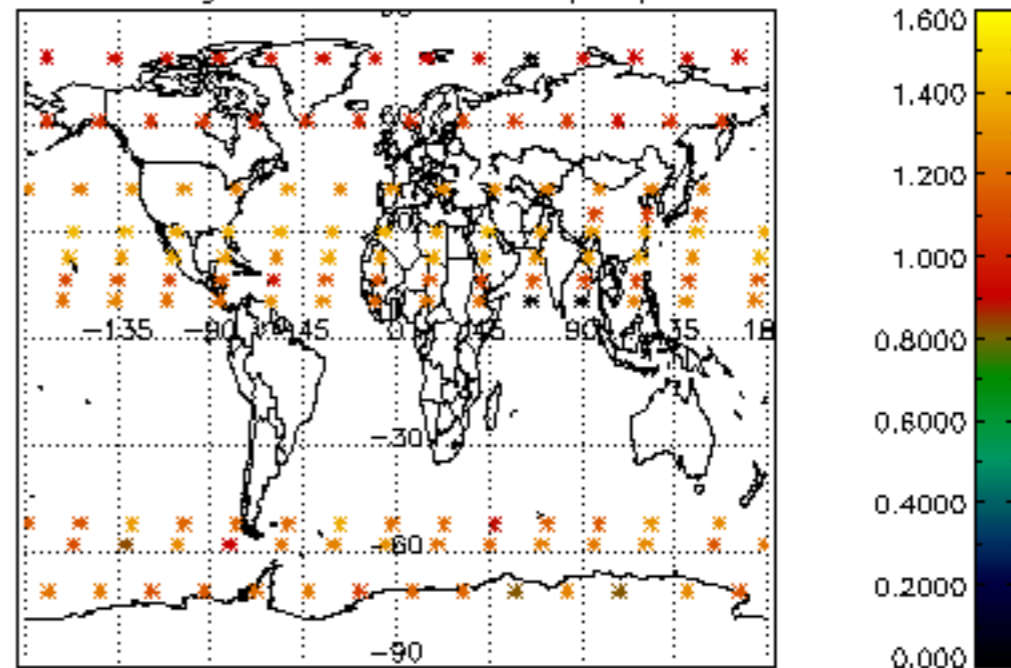
Percentage of saturation errors per profile



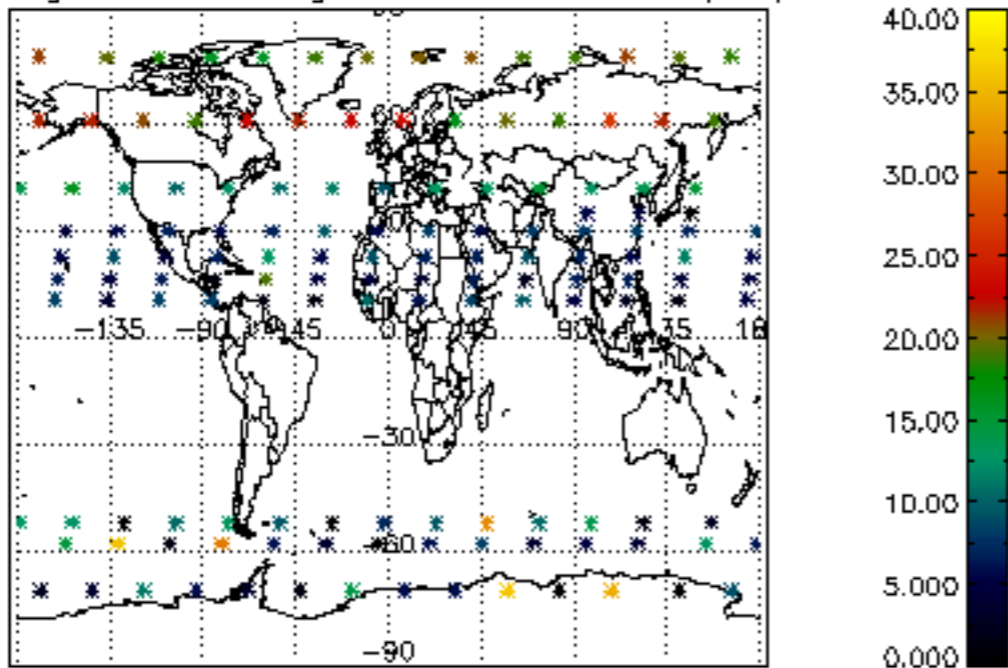
Percentage of cosmic ray hits per profile



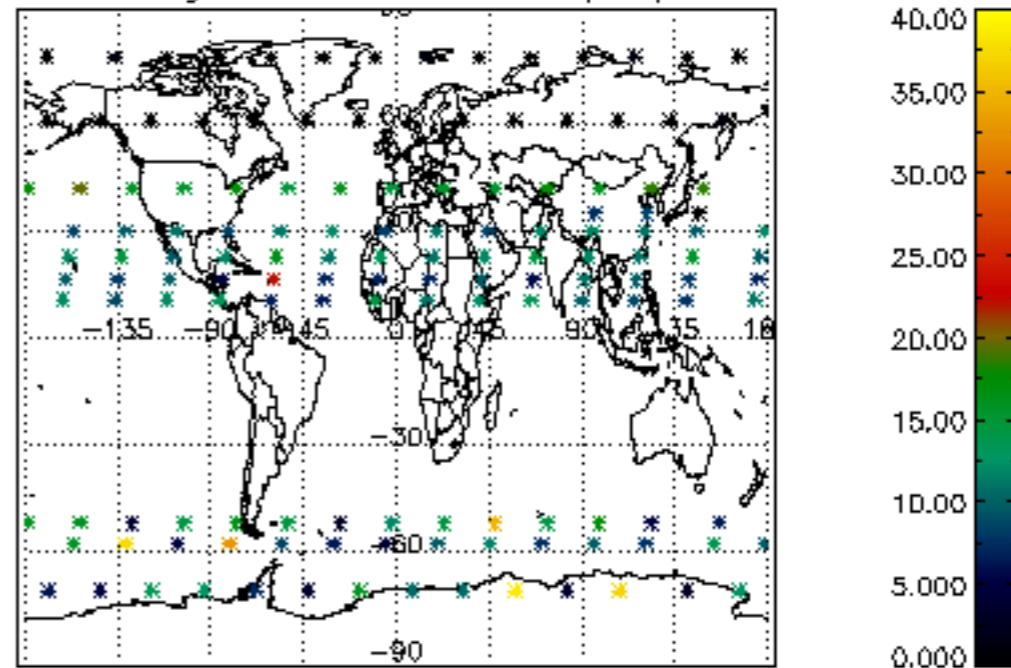
Percentage of datation errors per profile

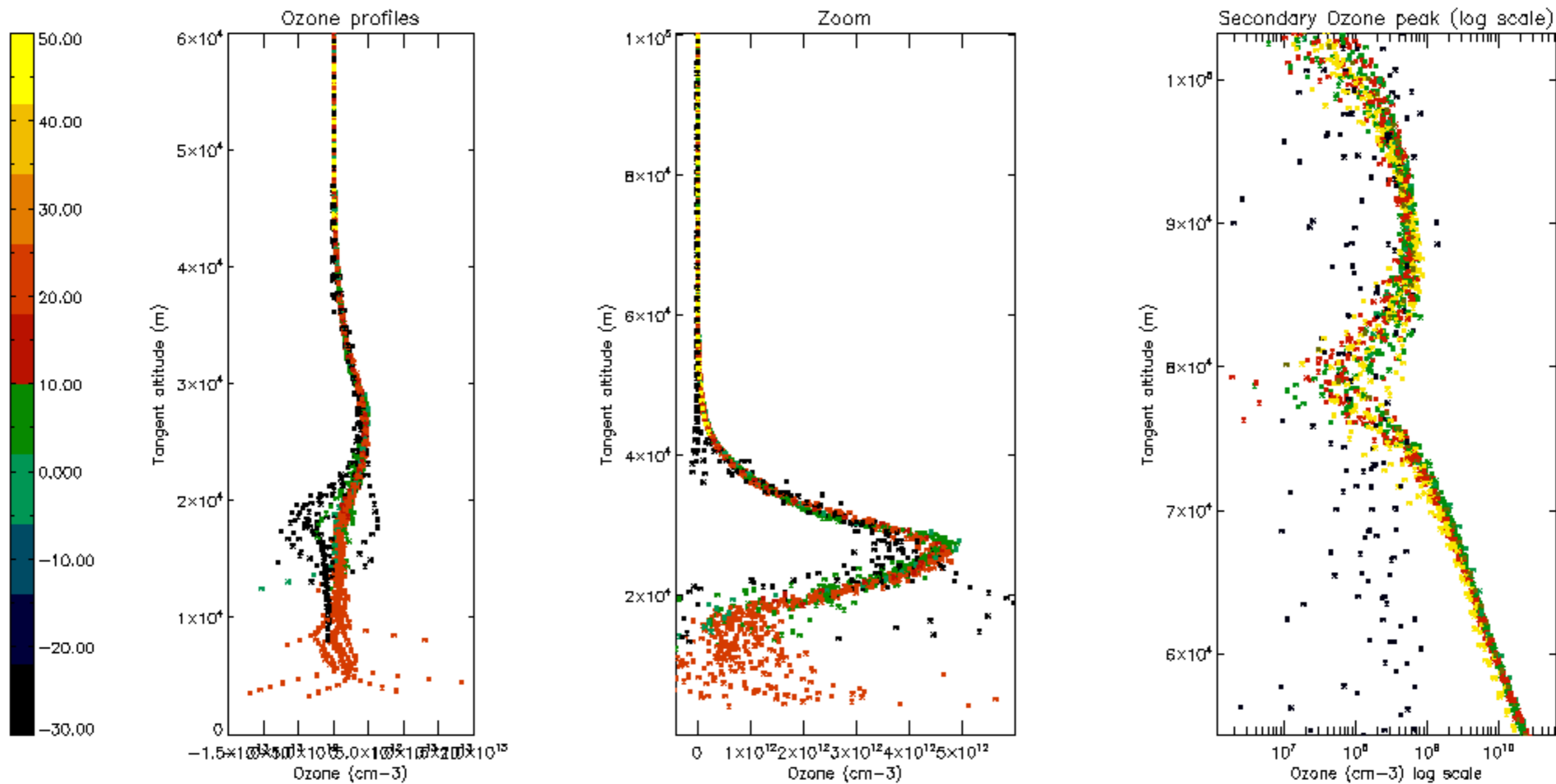


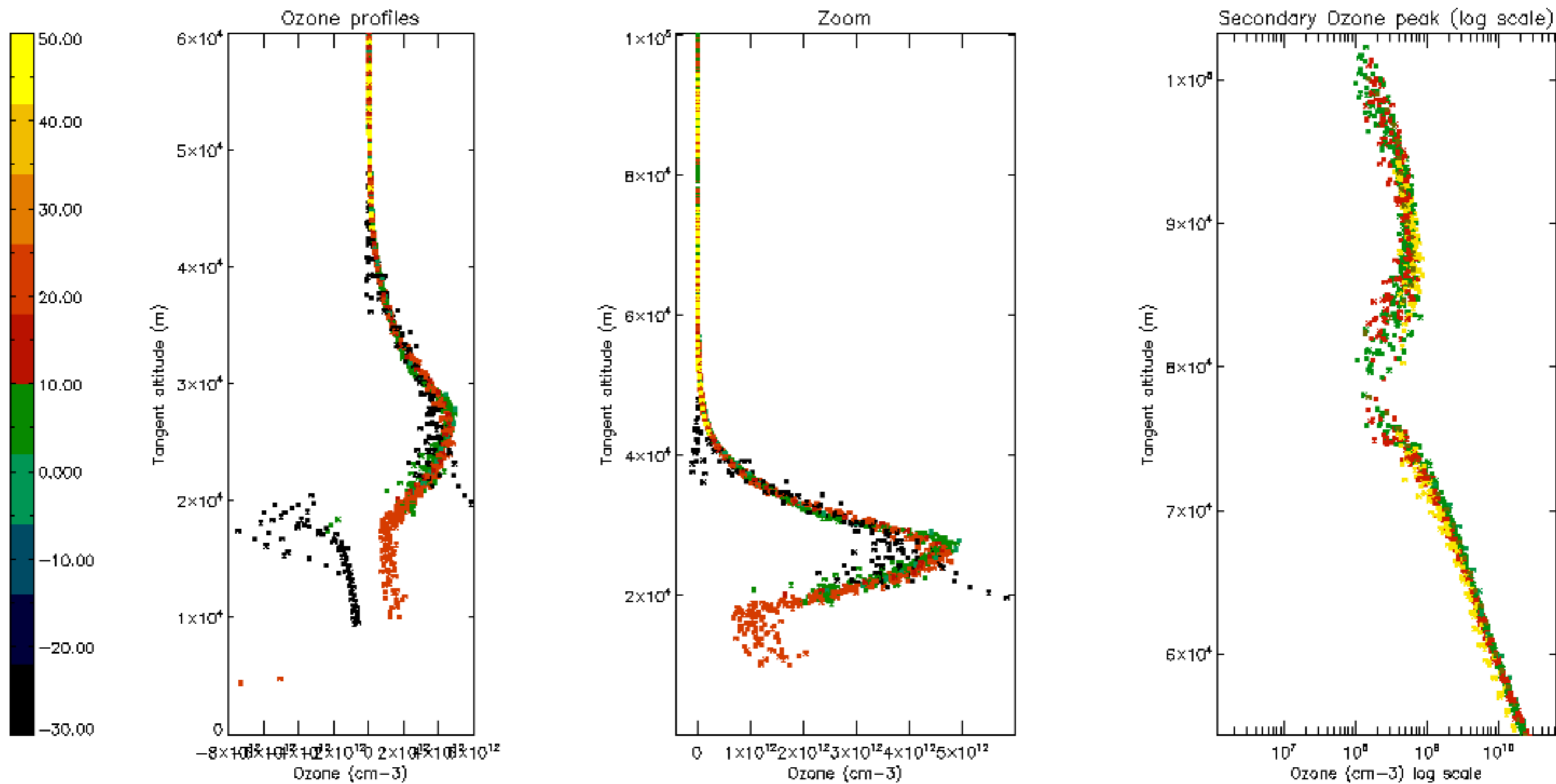
Percentage of star falling outside central band per profile

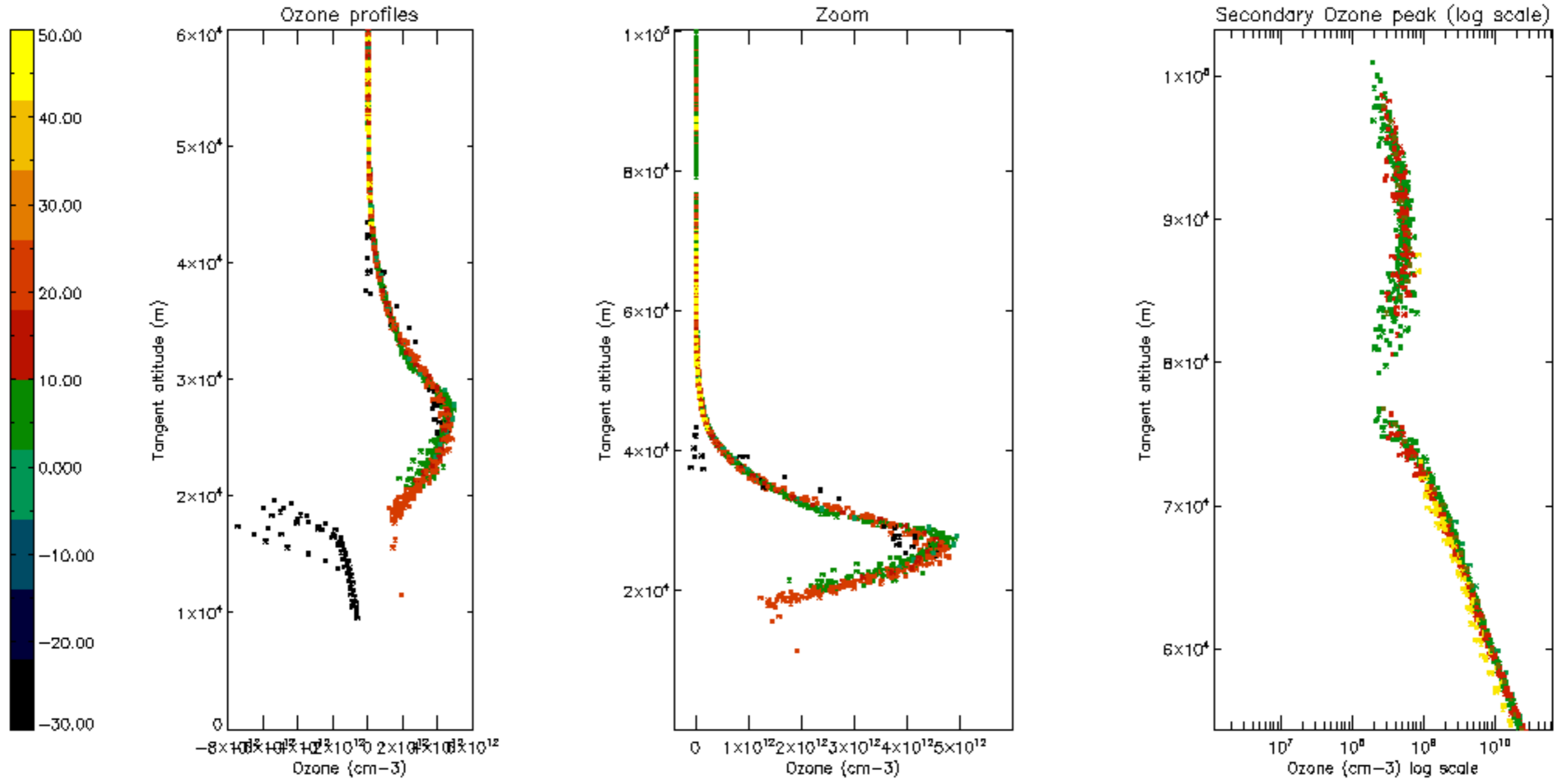


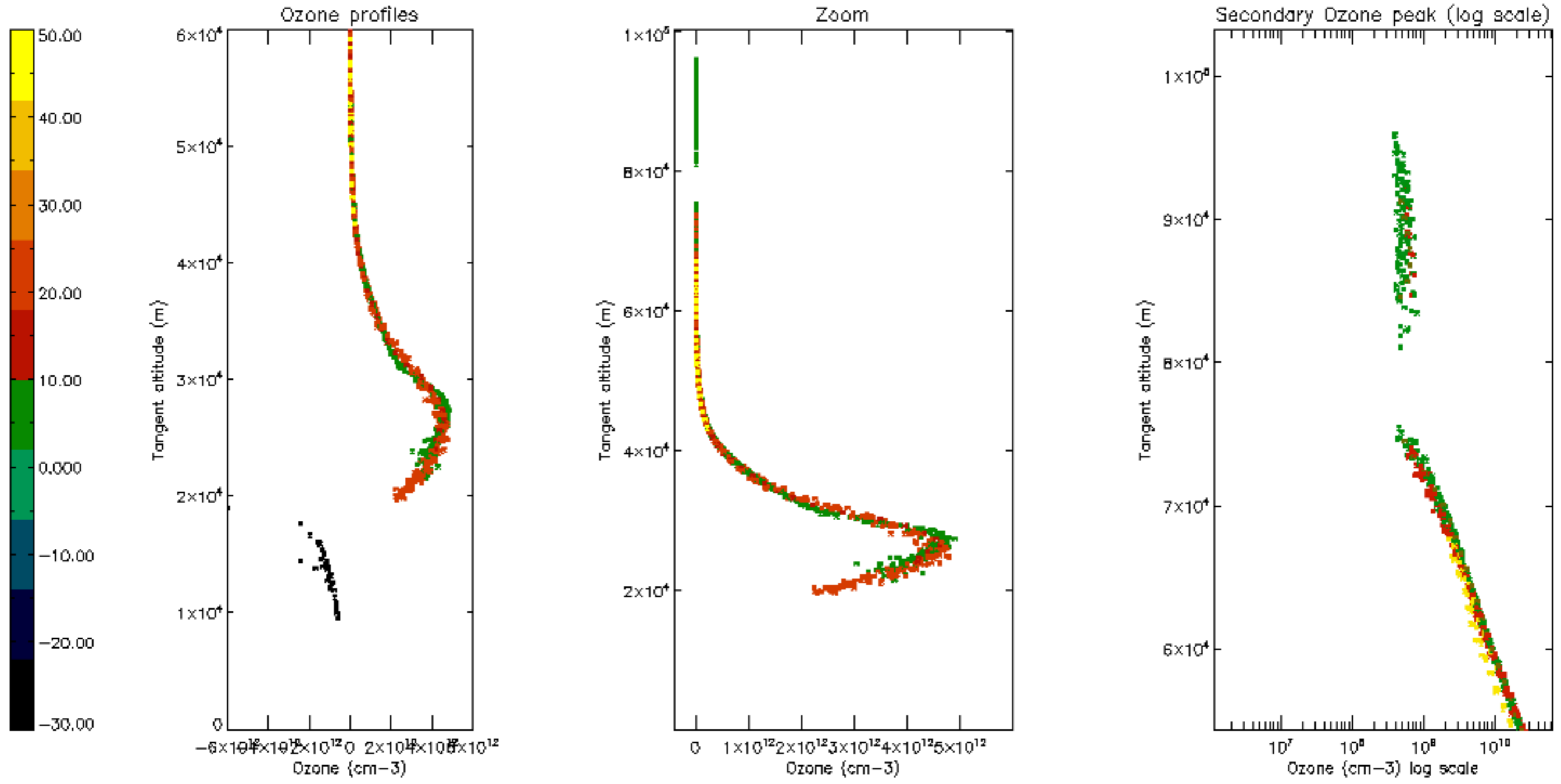
Percentage of saturation errors per profile

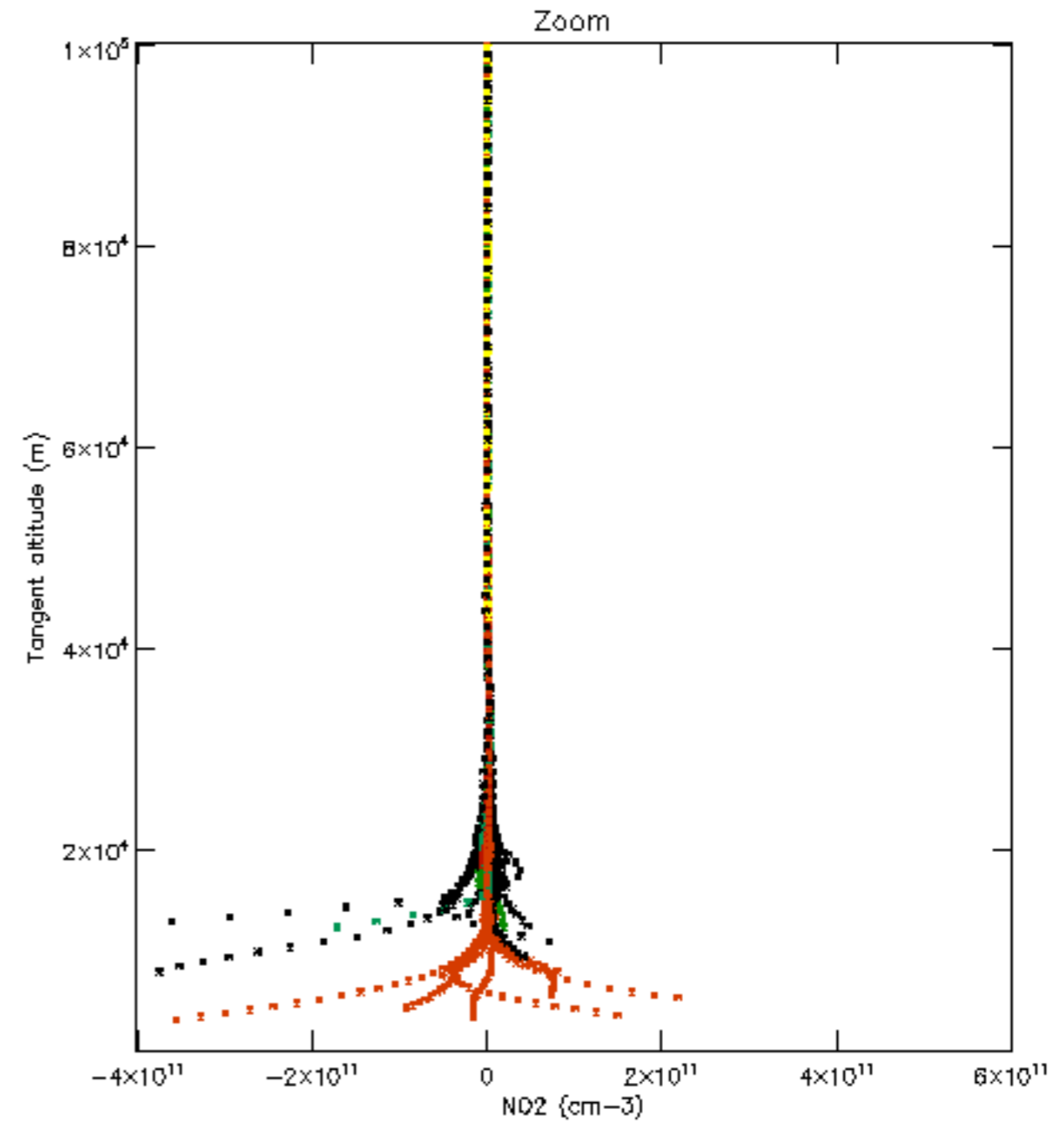
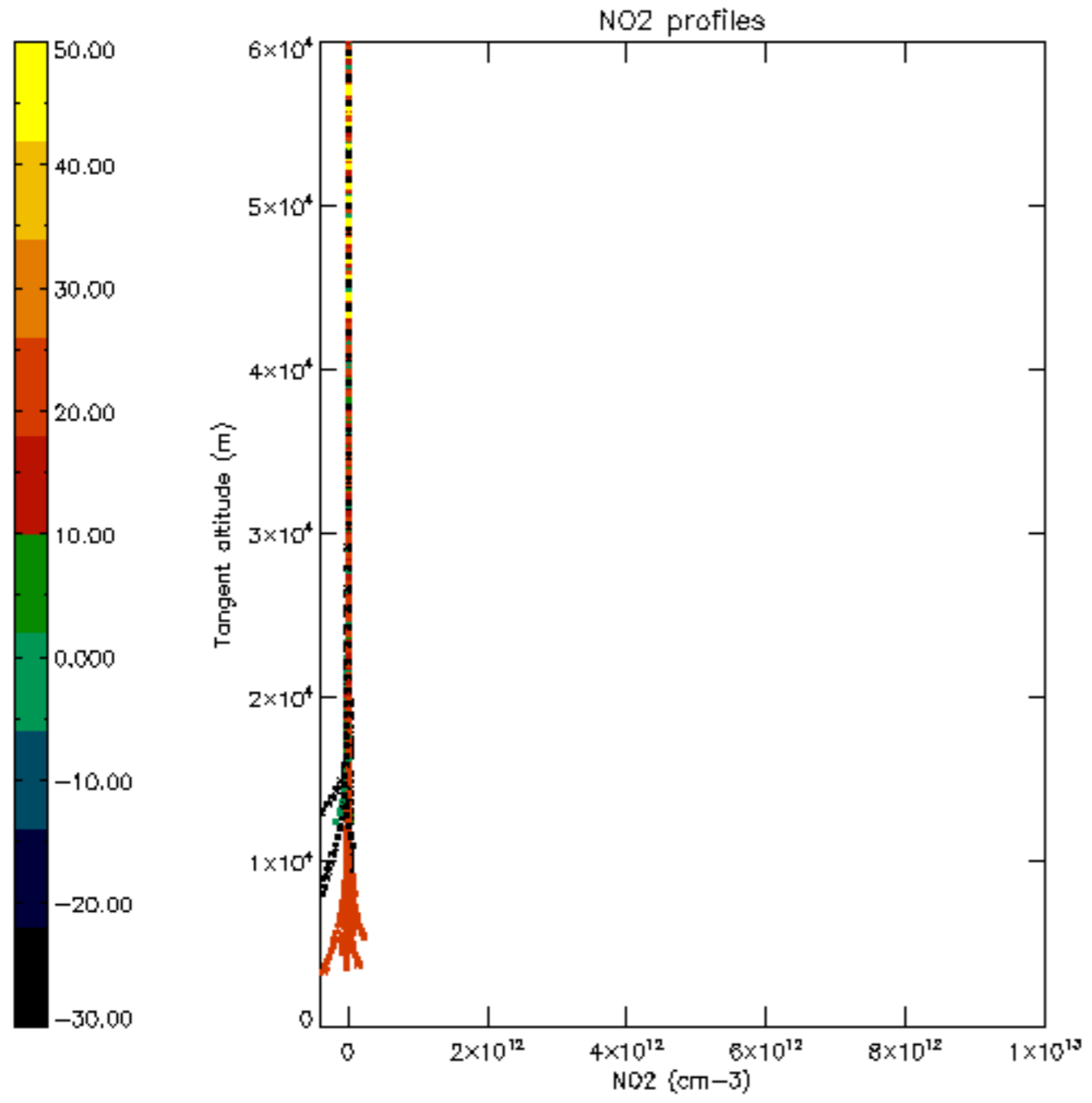


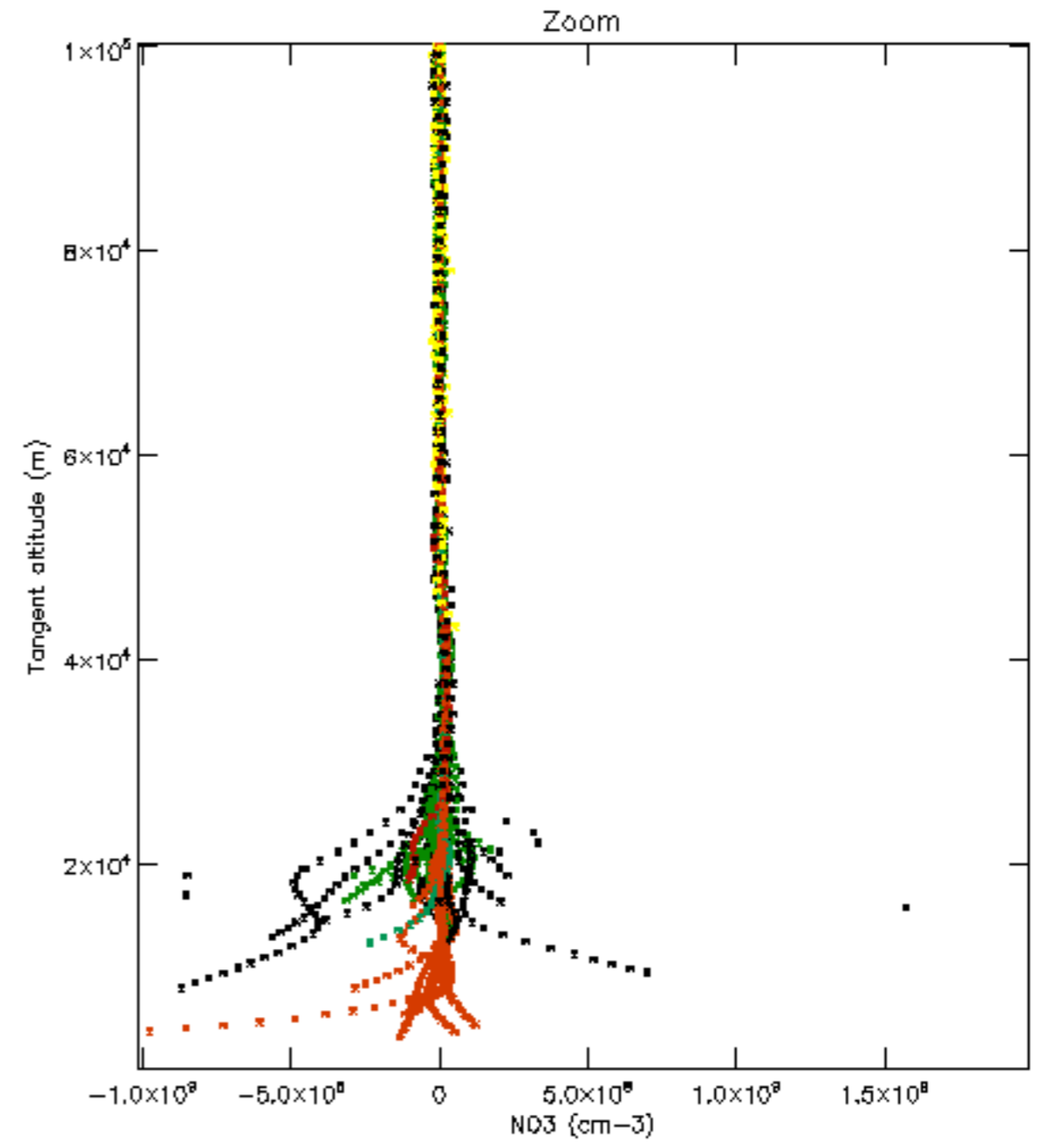
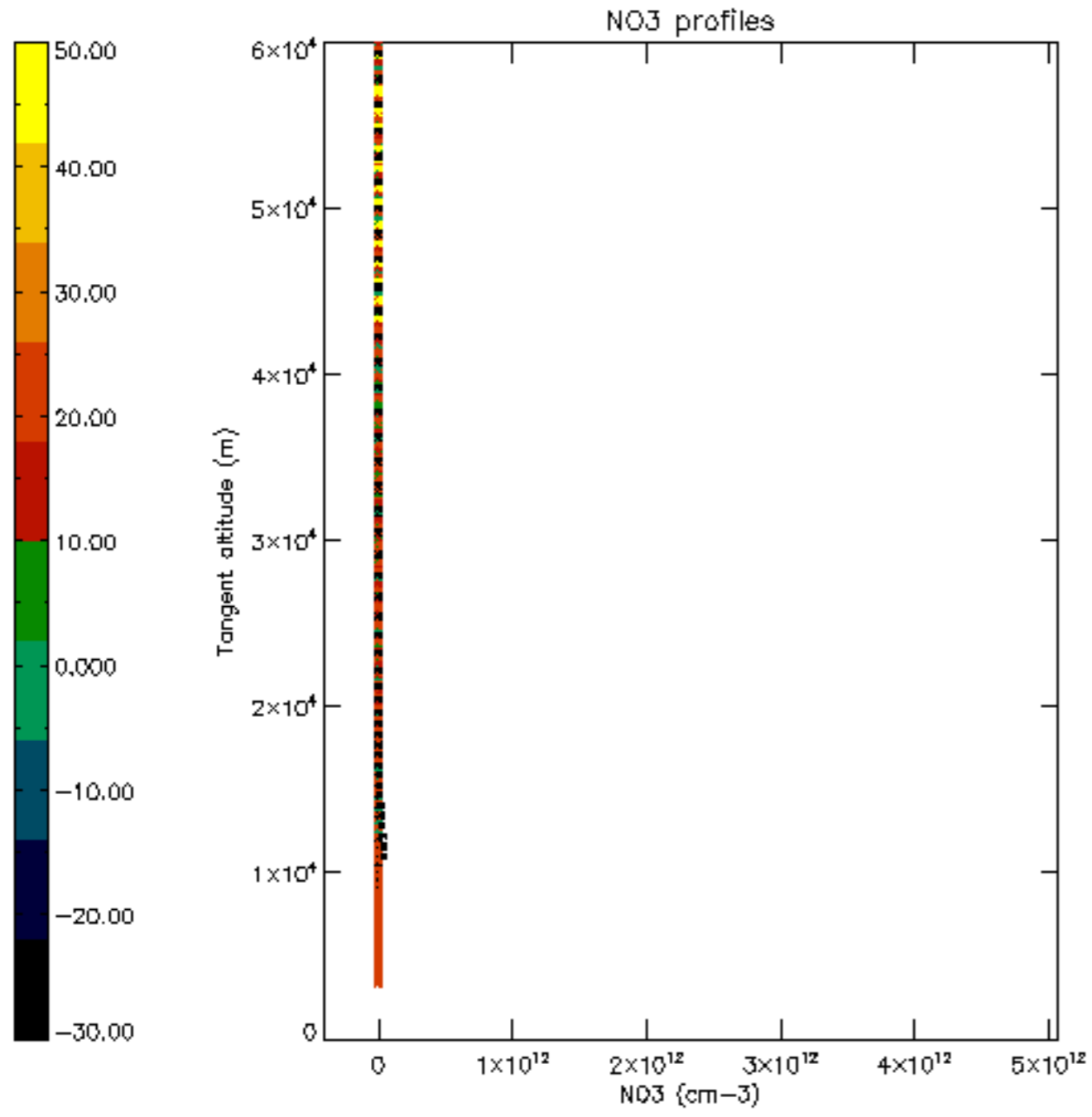


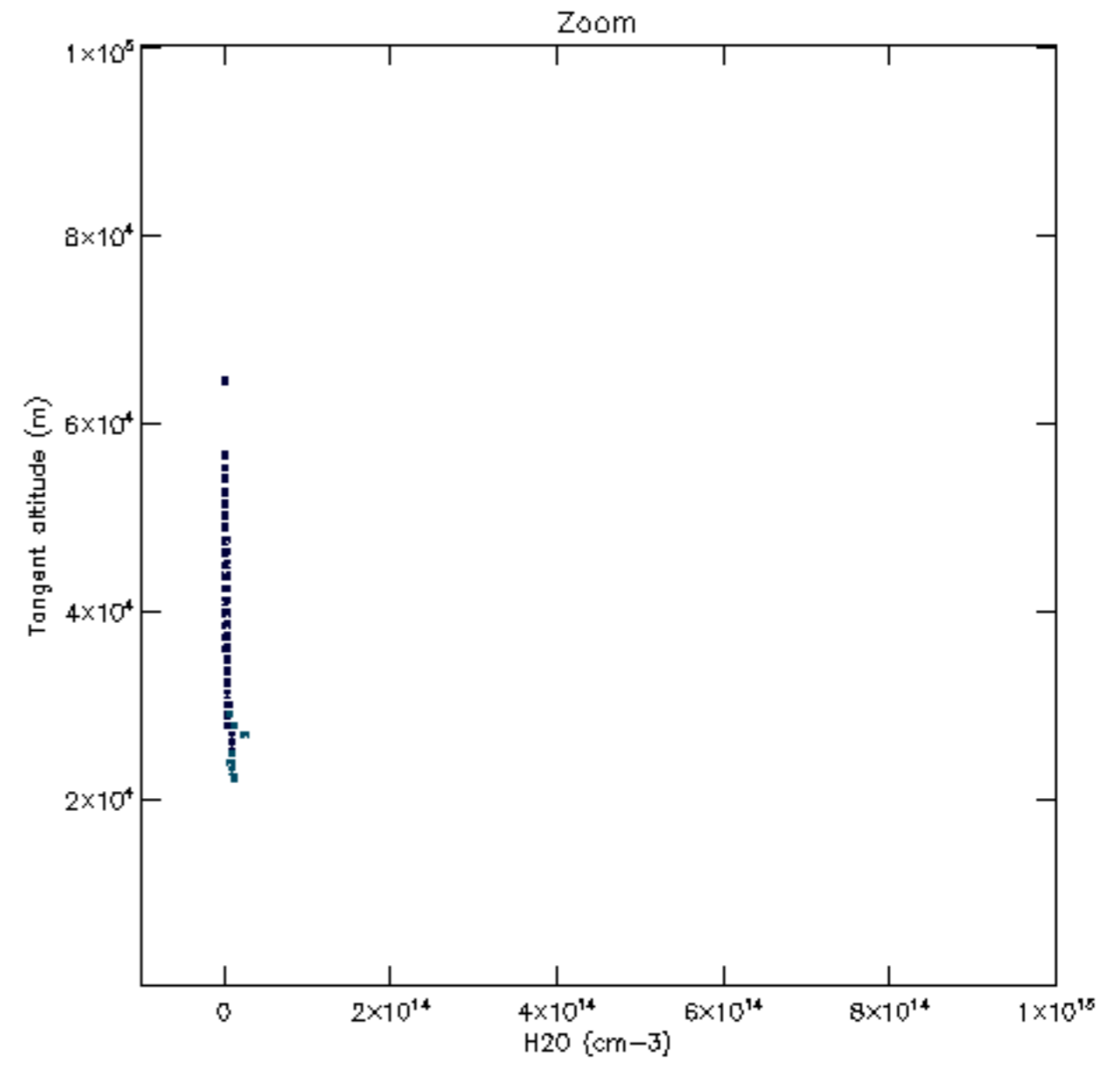
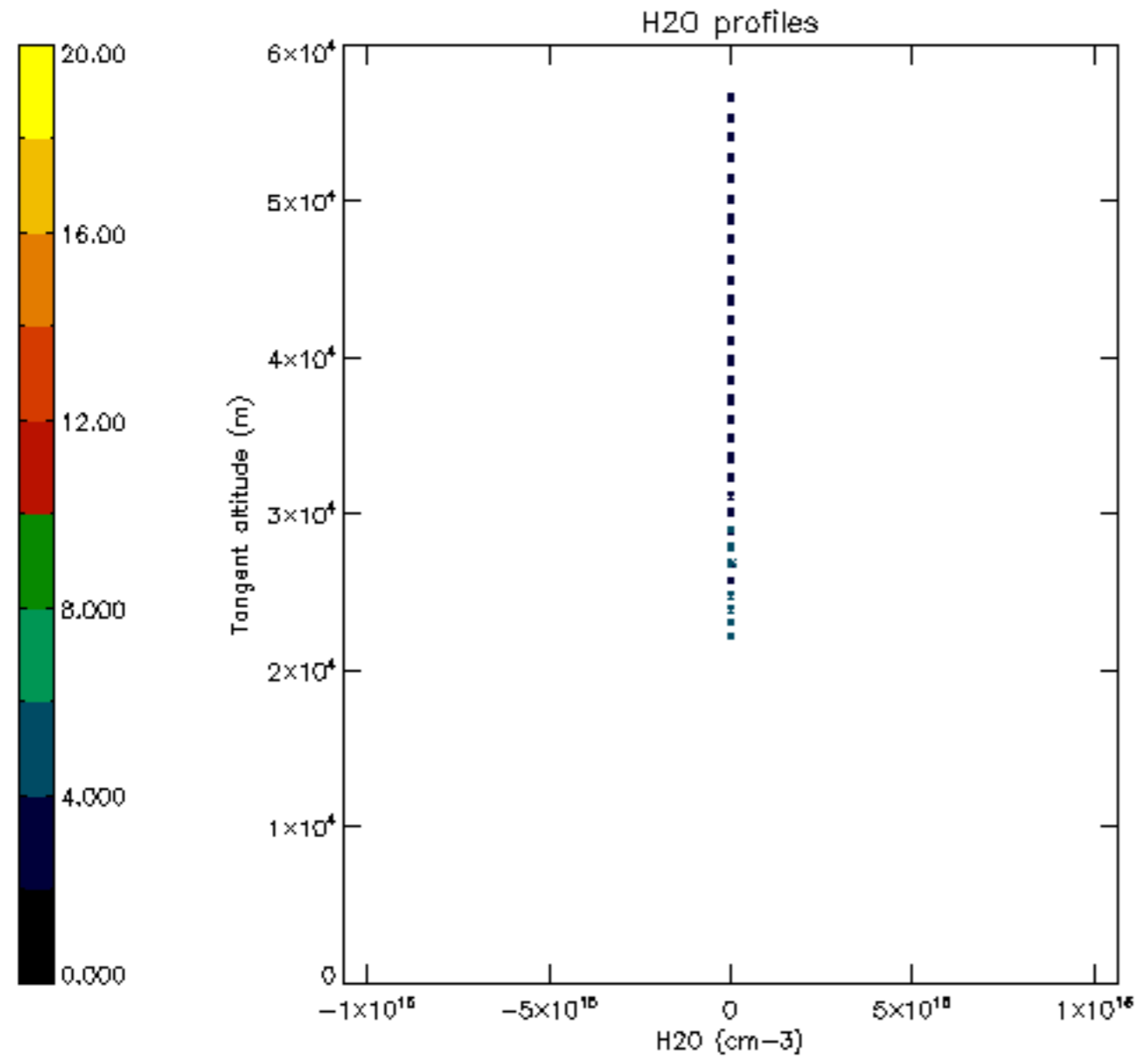


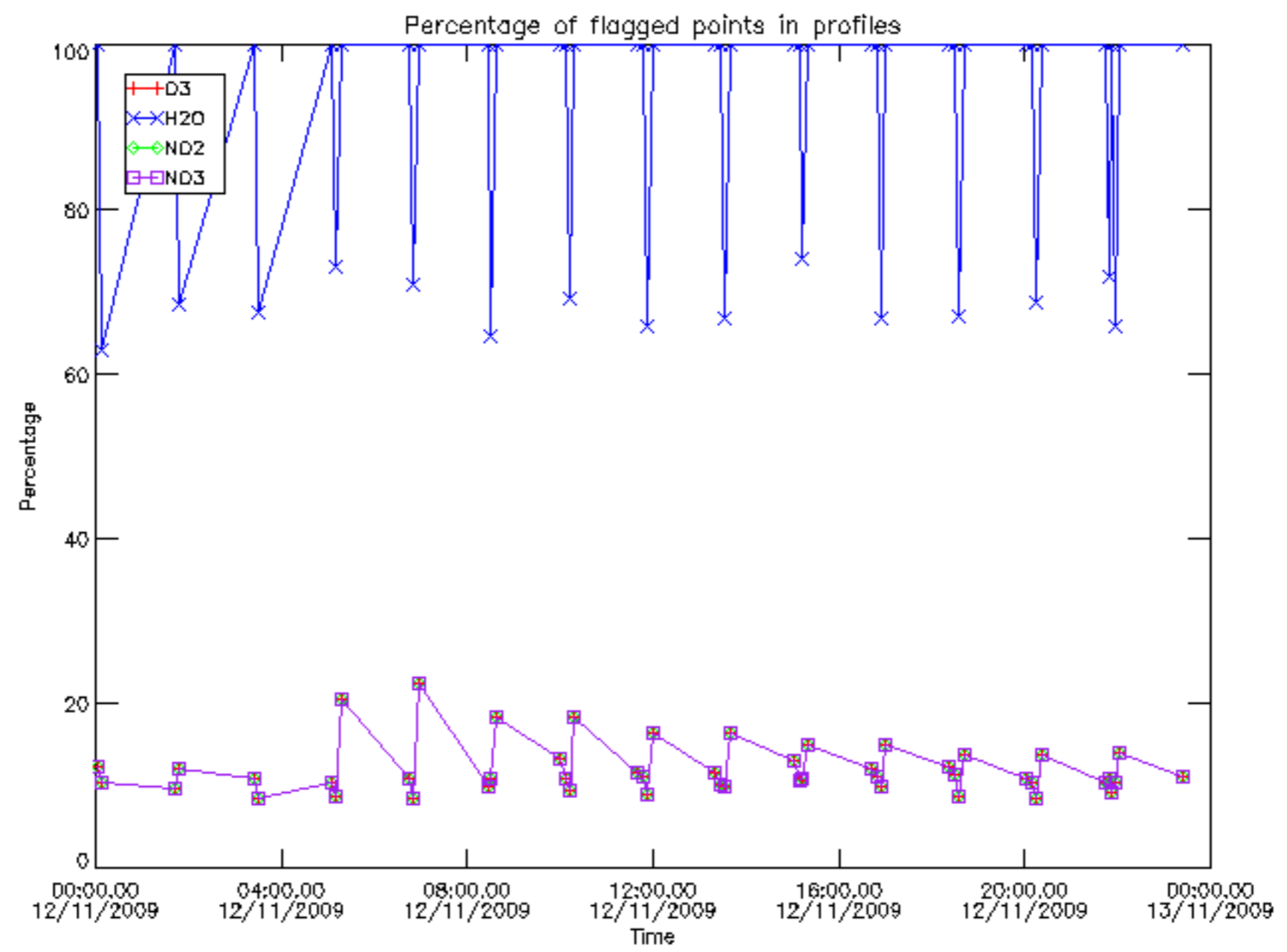




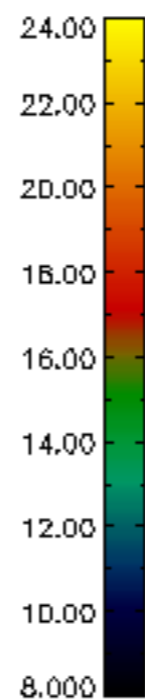
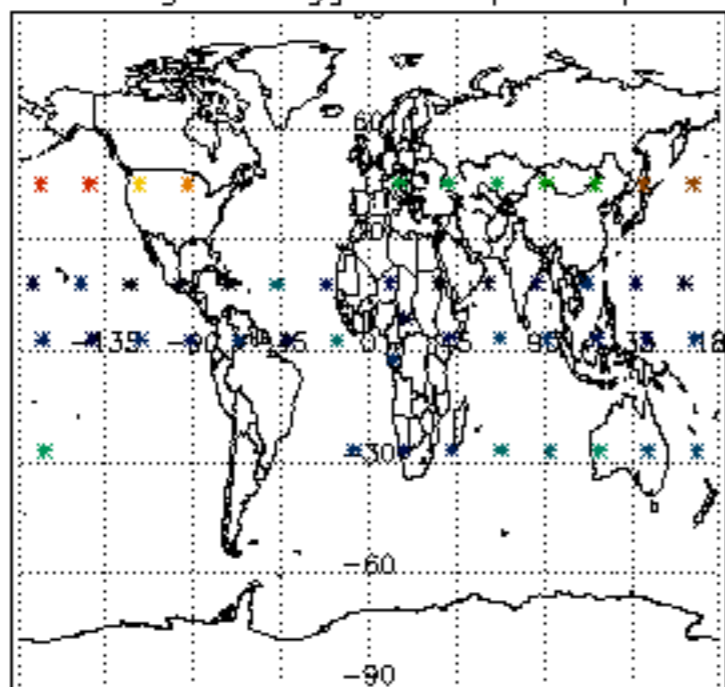




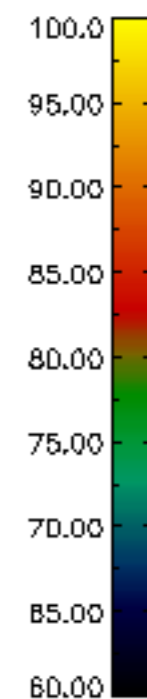
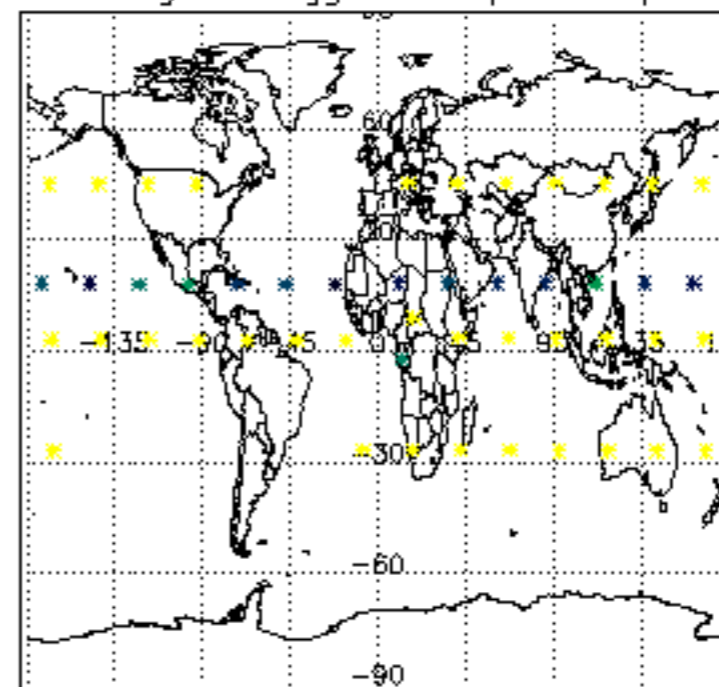




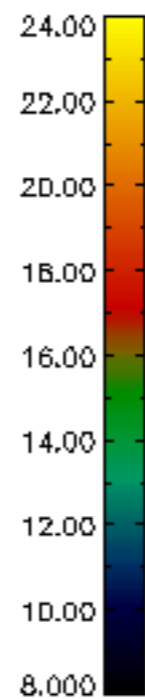
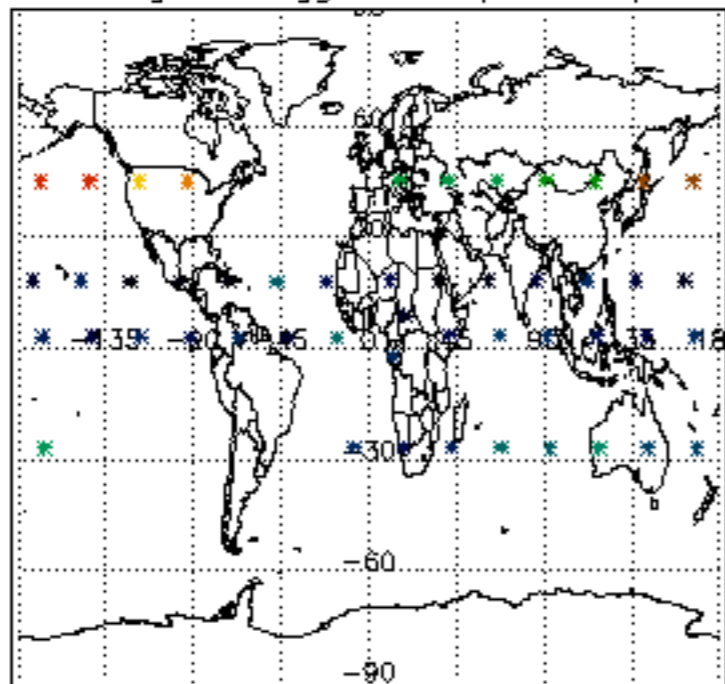
Percentage of flagged data per D3 profile



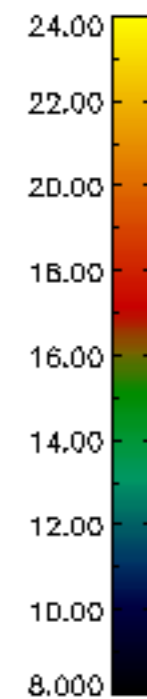
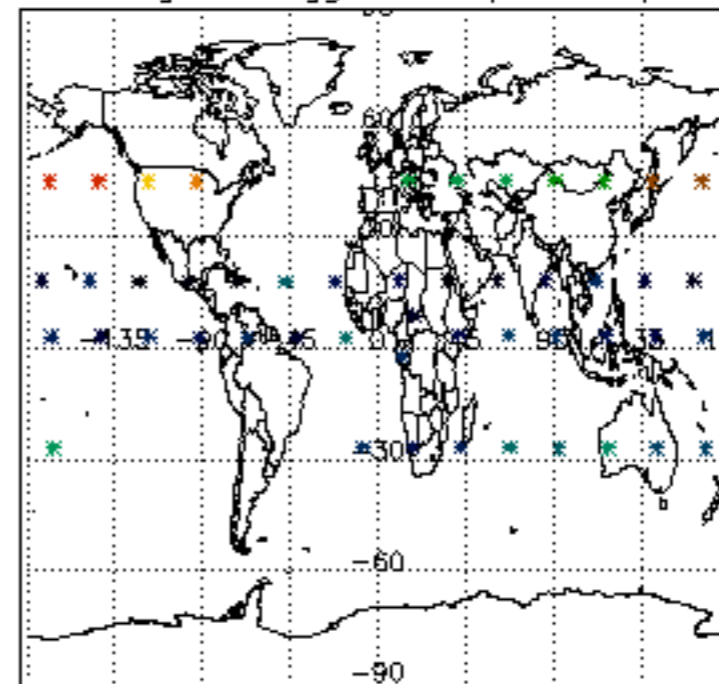
Percentage of flagged data per H2O profile

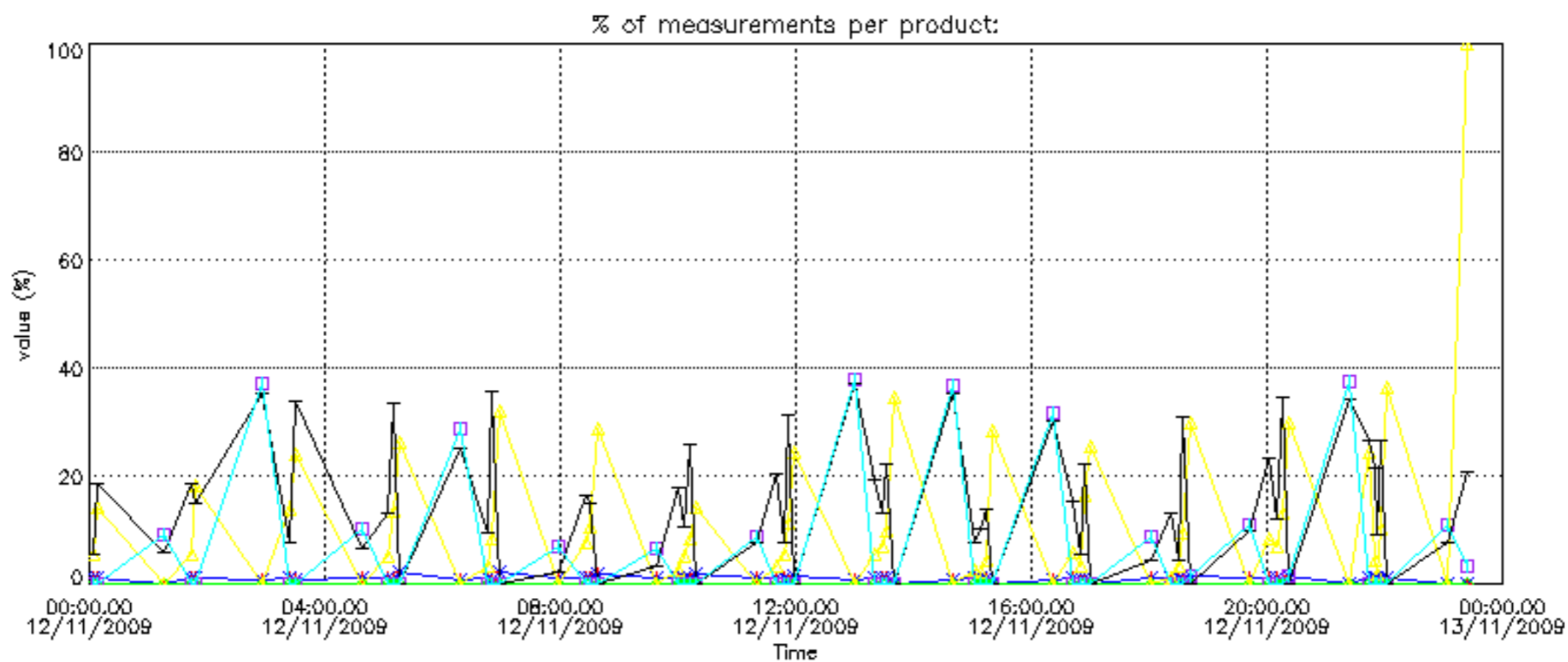


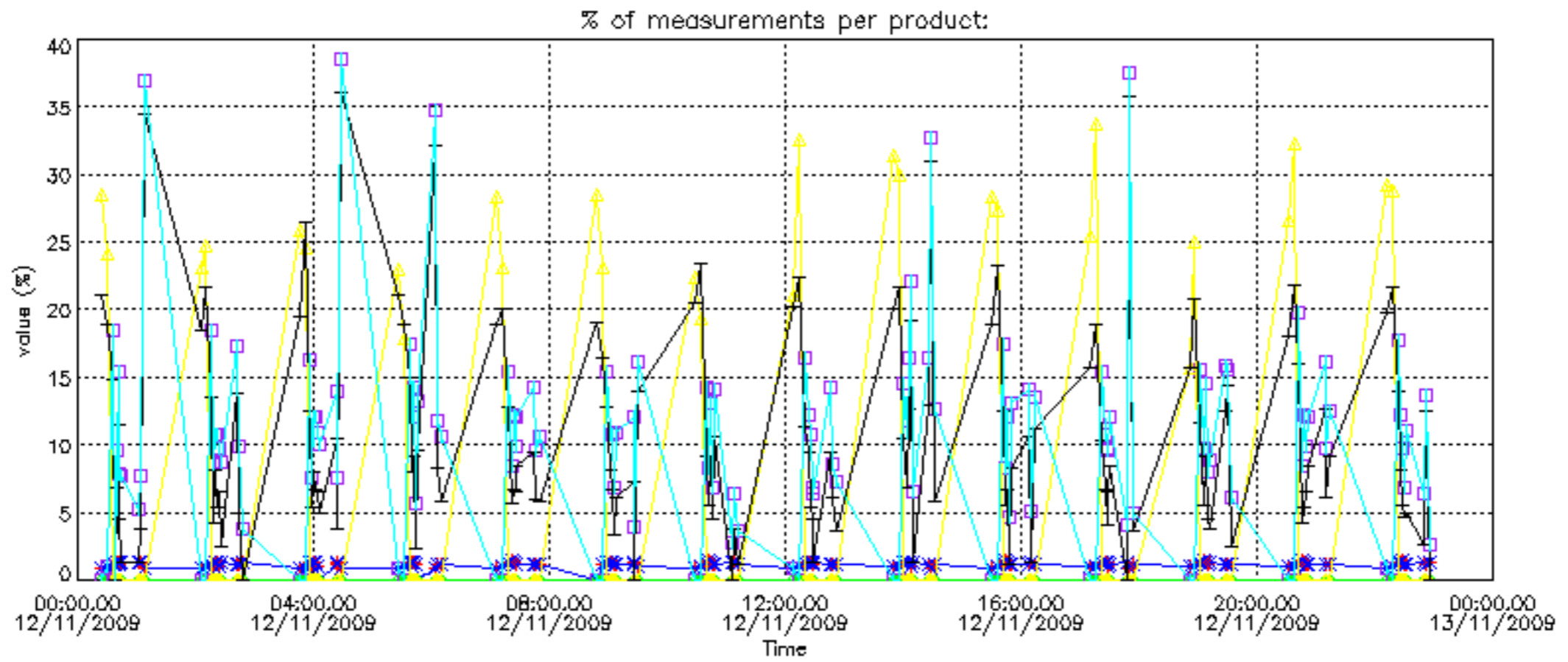
Percentage of flagged data per NO2 profile



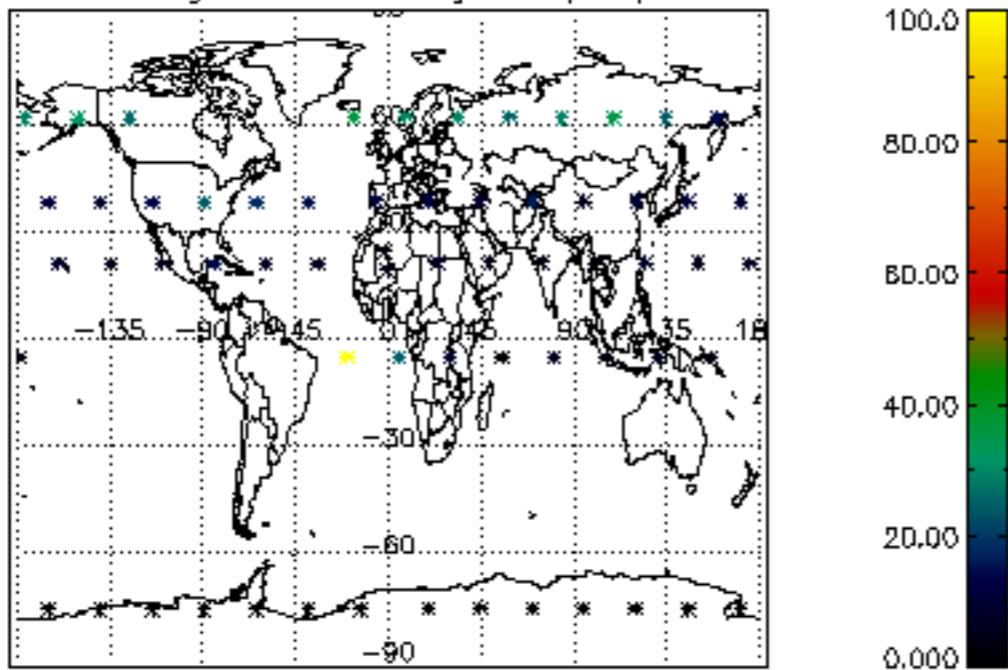
Percentage of flagged data per NO3 profile



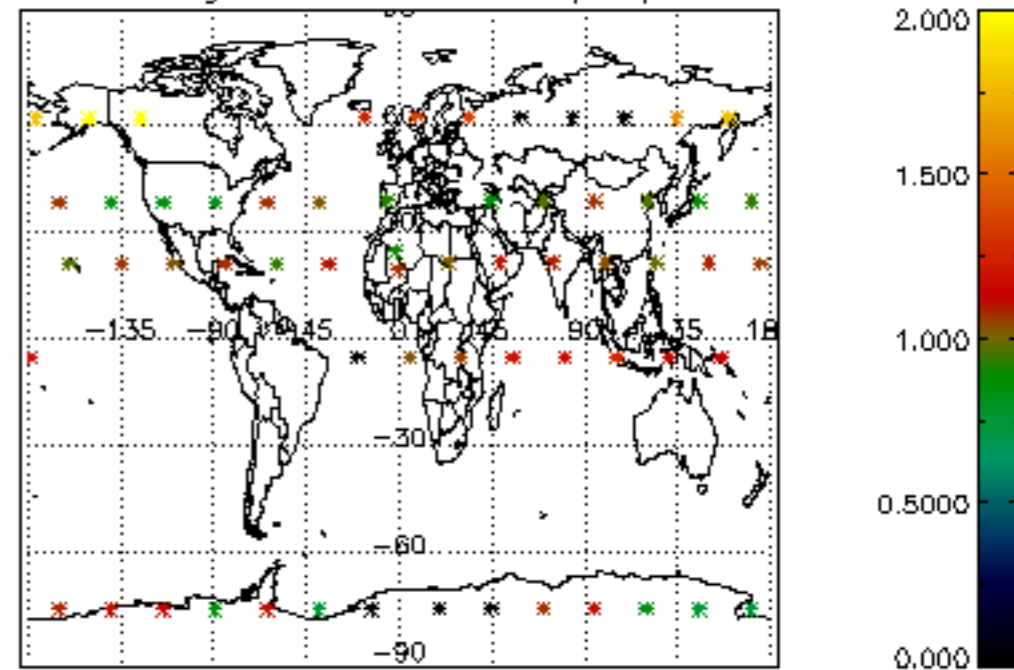




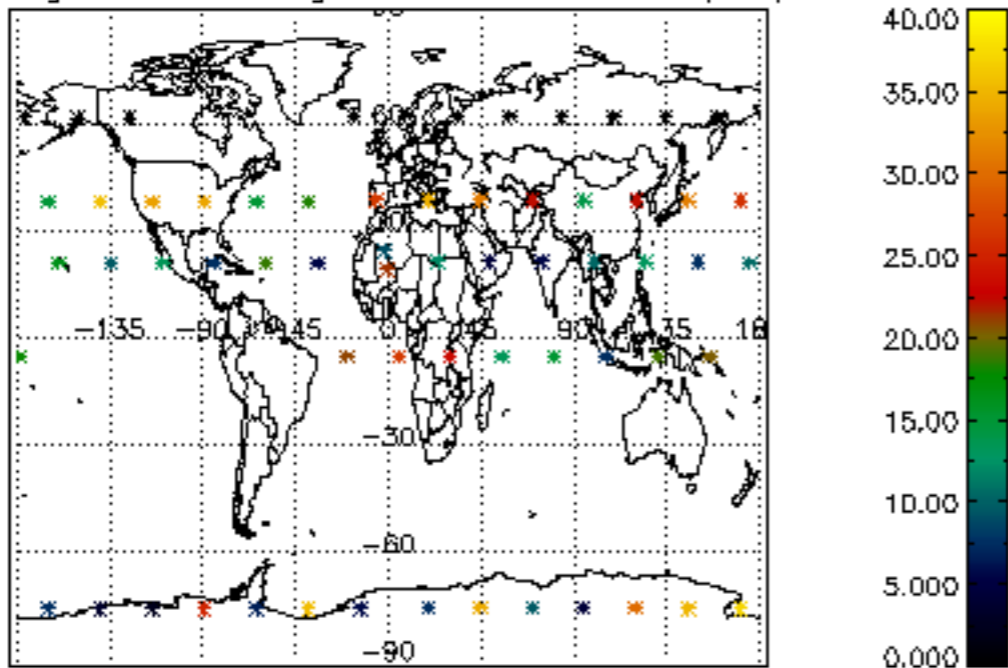
Percentage of cosmic ray hits per profile



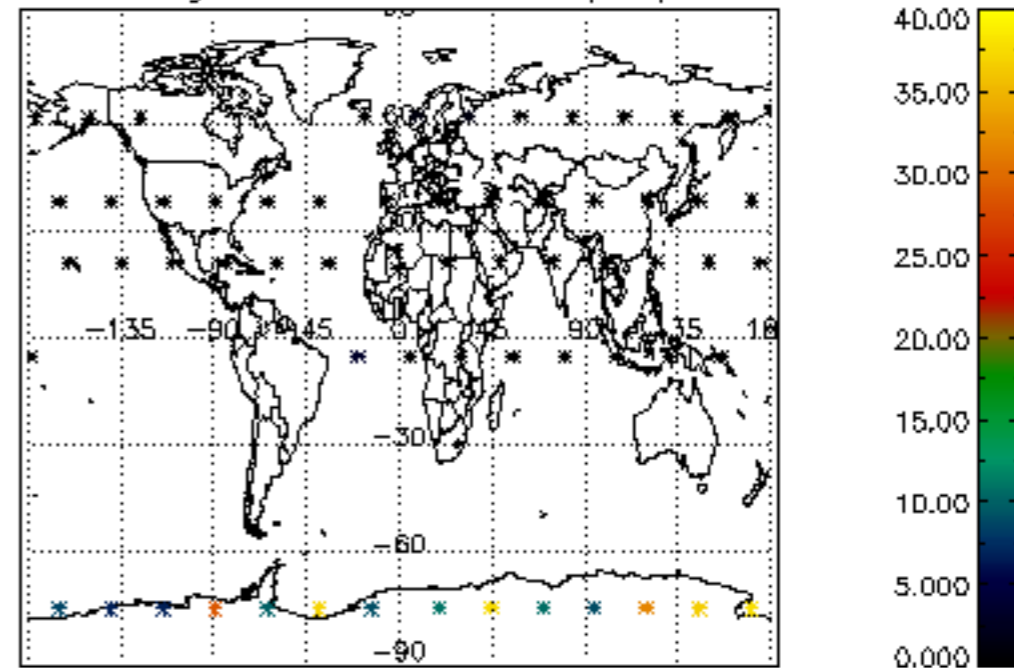
Percentage of datation errors per profile



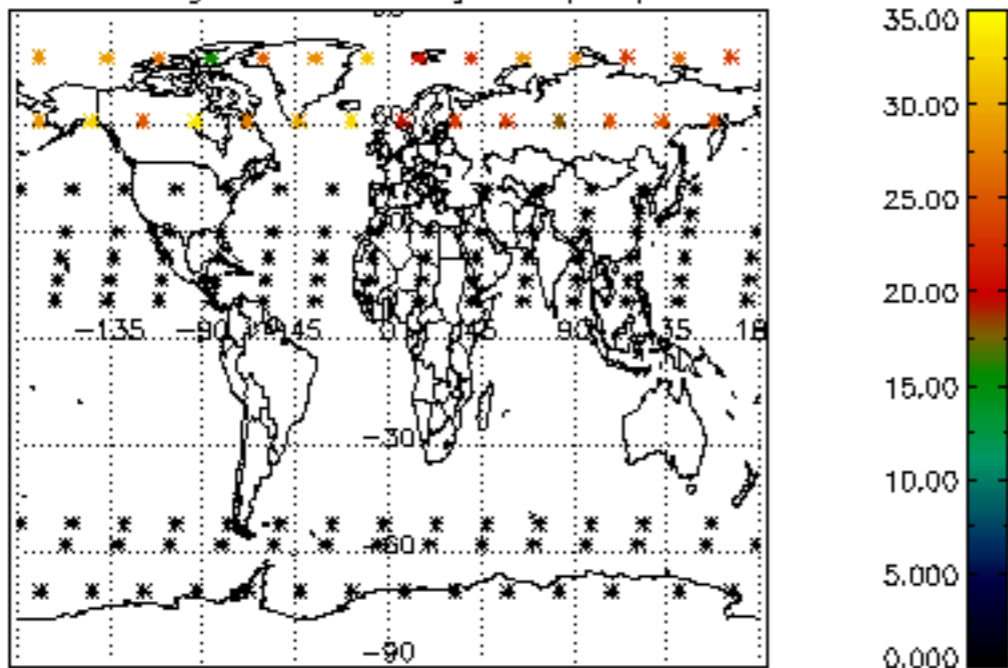
Percentage of star falling outside central band per profile



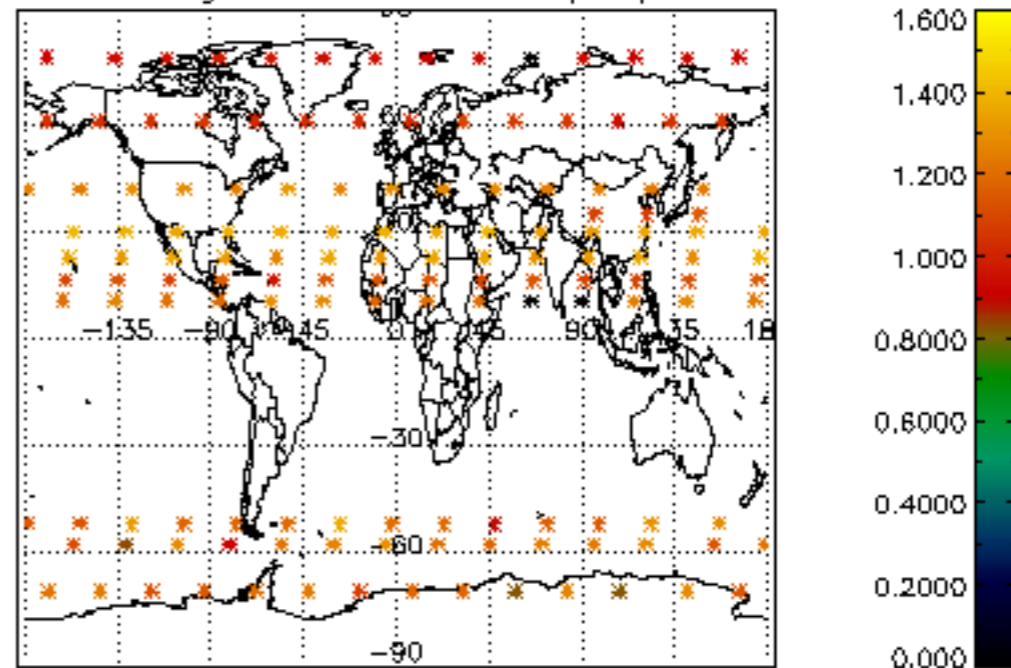
Percentage of saturation errors per profile



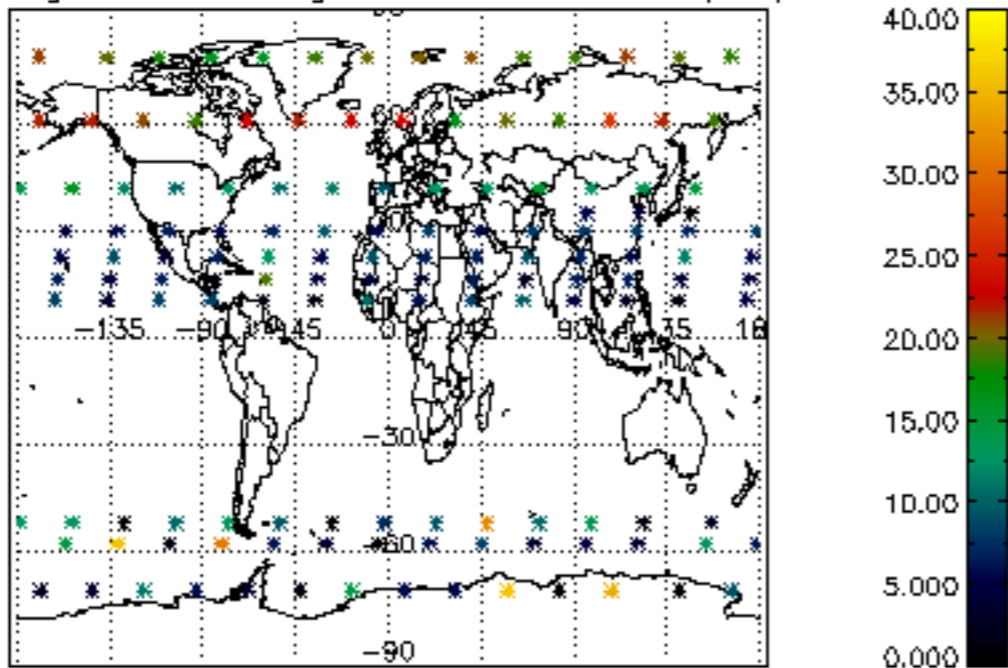
Percentage of cosmic ray hits per profile



Percentage of datation errors per profile



Percentage of star falling outside central band per profile



Percentage of saturation errors per profile

