

GOMOS Level 2 Daily Report

SUMMARY

[1. General Info](#)

[2. Summary of processed GOM_NL_2P products](#)

[3. Level 2 Quality information per product](#)

[3.1 Plot of level 2 quality information per product \(time dependant\)](#)

[3.2 Plot of level 2 quality information per product \(world map\)](#)

[4. Level 1 Quality information per product \(stored on level 2 products\)](#)

[4.1 Plot of level 1 quality information per product \(time dependant\)](#)

[4.1.1 Plot of level 1 quality information per product \(time dependant\): ASCENDING](#)

[4.1.2 Plot of level 1 quality information per product \(time dependant\): DESCENDING](#)

[4.2 Plot of level 1 quality information per product \(world map\)](#)

[4.2.1 Plot of level 1 quality information per product \(world map\): ASCENDING](#)

[4.2.2 Plot of level 1 quality information per product \(world map\): DESCENDING](#)

[5. Ozone profiles based on quality statistics and other trace gas profiles](#)

[5.1 Ozone statistics based on quality of products](#)

[5.2 Plot ozone profiles for all STD \(dark without errors\)](#)

[5.3 Plot ozone profiles where STD < 20% \(dark without errors\)](#)

[5.4. Plot ozone profiles where STD < 10% \(dark without errors\)](#)

[5.5. Plot ozone profiles where STD < 5% \(dark without errors\)](#)

[5.6 Plot NO2 profiles for all STD \(dark without errors\)](#)

[5.7 Plot NO3 profiles for all STD \(dark without errors\)](#)

[5.8 Plot H2O profiles \(only for occultations of stars 1,2,3,4,13,14,16,26,63 dark without errors\) for all STD](#)

[6. Auxiliary Data Files used for the production reported in section 2](#)

This report presents the daily analysis on parameters extracted from GOMOS level 2 data (GOM_NL__2P). It is intended to monitor some important parameters that will impact the quality of these products. A list of level 2 products (and content) that have arrived during the reporting day to the PCF is also given.

Item	Value
Time of report generation	26APR2013 13:47:43
Data source version	GOMOS/6.01
Start time of products	10-11-2009 (10NOV2009 00:00:00)
Stop time of products	11-11-2009 (11NOV2009 00:00:00)
Store outputs in DB	Yes
Nb of level 2 prods	189
Nb of prods with errors	0

2. Summary of processed GOM_NL__2P products.

Nr	Filename	UTC Start time	Limb	Duration	Star Id	Star Name	Star Mag	Star Temp	Nb Meas	Orbit	Prod. error
1	GOM_NL__2PRFIN20091110_000144_000000362084_00102_40236_9628.N1	10-NOV-2009 00:01:44	Bright	36.000	173	4Bet Tri	3.0040	8900.0	72	40236	No
2	GOM_NL__2PRFIN20091110_000348_000000372084_00102_40236_9629.N1	10-NOV-2009 00:03:48	Bright	37.000	73	57Gam1And	2.2600	13100.	74	40236	No
3	GOM_NL__2PRFIN20091110_000556_000000322084_00102_40236_9630.N1	10-NOV-2009 00:05:56	Twilight	32.000	149	45Eps Per	2.8880	30000.	64	40236	No
4	GOM_NL__2PRFIN20091110_000723_000000432084_00102_40236_9631.N1	10-NOV-2009 00:07:23	Bright	42.500	35	33Alp Per	1.7950	6250.0	85	40236	No
5	GOM_NL__2PRFIN20091110_002450_000000372084_00102_40236_9632.N1	10-NOV-2009 00:24:50	Bright	37.000	36	50Alp UMa	1.8000	6300.0	74	40236	No
6	GOM_NL__2PRFIN20091110_002628_000000422084_00102_40236_9633.N1	10-NOV-2009 00:26:28	Bright	41.500	82	48Bet UMa	2.3650	10600.	83	40236	No
7	GOM_NL__2PRFIN20091110_003021_000000402084_00102_40236_9634.N1	10-NOV-2009 00:30:21	Bright	40.000	174	52Psi UMa	3.0040	4400.0	80	40236	No
8	GOM_NL__2PRFIN20091110_003824_000000432084_00102_40236_9635.N1	10-NOV-2009 00:38:24	Bright	43.000	96	68Del Leo	2.5600	9300.0	86	40236	No
9	GOM_NL__2PRFIN20091110_010550_000000482084_00103_40237_9635.N1	10-NOV-2009 01:05:50	Dark	48.000	34	Gam2Vel	1.7930	23000.	96	40237	No
10	GOM_NL__2PRFIN20091110_011050_000000442084_00103_40237_9636.N1	10-NOV-2009 01:10:50	Dark	44.000	2	Alp Car	-0.73600	7000.0	88	40237	No
11	GOM_NL__2PRFIN20091110_012745_000000532084_00103_40237_9637.N1	10-NOV-2009 01:27:45	Straylight	53.000	165	34Gam Eri	2.9500	3200.0	106	40237	No
12	GOM_NL__2PRFIN20091110_013332_000000492084_00103_40237_9638.N1	10-NOV-2009 01:33:32	Twilight	48.500	94	92Alp Cet	2.5260	3100.0	97	40237	No
13	GOM_NL__2PRFIN20091110_013812_000000392084_00103_40237_9639.N1	10-NOV-2009 01:38:12	Bright	38.500	105	6Bet Ari	2.6450	8900.0	77	40237	No
14	GOM_NL__2PRFIN20091110_014220_000000372084_00103_40237_9640.N1	10-NOV-2009 01:42:20	Bright	36.500	173	4Bet Tri	3.0040	8900.0	73	40237	No
15	GOM_NL__2PRFIN20091110_014424_000000402084_00103_40237_9641.N1	10-NOV-2009 01:44:24	Bright	39.500	73	57Gam1And	2.2600	13100.	79	40237	No
16	GOM_NL__2PRFIN20091110_014631_000000322084_00103_40237_9642.N1	10-NOV-2009 01:46:31	Twilight	32.000	149	45Eps Per	2.8880	30000.	64	40237	No
17	GOM_NL__2PRFIN20091110_014758_000000402084_00103_40237_9643.N1	10-NOV-2009 01:47:58	Bright	40.000	35	33Alp Per	1.7950	6250.0	80	40237	No
18	GOM_NL__2PRFIN20091110_020525_000000452084_00103_40237_9644.N1	10-NOV-2009 02:05:25	Bright	44.500	36	50Alp UMa	1.8000	6300.0	89	40237	No
19	GOM_NL__2PRFIN20091110_020703_000000422084_00103_40237_9645.N1	10-NOV-2009 02:07:03	Bright	42.000	82	48Bet UMa	2.3650	10600.	84	40237	No
20	GOM_NL__2PRFIN20091110_021057_000000422084_00103_40237_9646.N1	10-NOV-2009 02:10:57	Bright	41.500	174	52Psi UMa	3.0040	4400.0	83	40237	No
21	GOM_NL__2PRFIN20091110_021900_000000552084_00103_40237_9647.N1	10-NOV-2009 02:19:00	Bright	55.000	96	68Del Leo	2.5600	9300.0	110	40237	No
22	GOM_NL__2PRFIN20091110_024627_000000492084_00104_40238_9646.N1	10-NOV-2009 02:46:27	Dark	49.000	34	Gam2Vel	1.7930	23000.	98	40238	No
23	GOM_NL__2PRFIN20091110_025127_000000522084_00104_40238_9647.N1	10-NOV-2009 02:51:27	Dark	51.500	2	Alp Car	-0.73600	7000.0	103	40238	No
24	GOM_NL__2PRFIN20091110_030821_000000532084_00104_40238_9648.N1	10-NOV-2009 03:08:21	Straylight	53.000	165	34Gam Eri	2.9500	3200.0	106	40238	No
25	GOM_NL__2PRFIN20091110_031408_000000492084_00104_40238_9649.N1	10-NOV-2009 03:14:08	Twilight	48.500	94	92Alp Cet	2.5260	3100.0	97	40238	No
26	GOM_NL__2PRFIN20091110_031847_000000382084_00104_40238_9650.N1	10-NOV-2009 03:18:47	Bright	37.500	105	6Bet Ari	2.6450	8900.0	75	40238	No
27	GOM_NL__2PRFIN20091110_032256_000000402084_00104_40238_9651.N1	10-NOV-2009 03:22:56	Bright	40.000	173	4Bet Tri	3.0040	8900.0	80	40238	No
28	GOM_NL__2PRFIN20091110_032500_000000372084_00104_40238_9652.N1	10-NOV-2009 03:25:00	Bright	37.000	73	57Gam1And	2.2600	13100.	74	40238	No
29	GOM_NL__2PRFIN20091110_032707_000000382084_00104_40238_9653.N1	10-NOV-2009 03:27:07	Bright	38.000	149	45Eps Per	2.8880	30000.	76	40238	No
30	GOM_NL__2PRFIN20091110_032834_000000412084_00104_40238_9654.N1	10-NOV-2009 03:28:34	Bright	40.500	35	33Alp Per	1.7950	6250.0	81	40238	No
31	GOM_NL__2PRFIN20091110_034601_000000412084_00104_40238_9655.N1	10-NOV-2009 03:46:01	Bright	41.000	36	50Alp UMa	1.8000	6300.0	82	40238	No
32	GOM_NL__2PRFIN20091110_034739_000000392084_00104_40238_9656.N1	10-NOV-2009 03:47:39	Bright	38.500	82	48Bet UMa	2.3650	10600.	77	40238	No
33	GOM_NL__2PRFIN20091110_035133_000000422084_00104_40238_9657.N1	10-NOV-2009 03:51:33	Bright	42.000	174	52Psi UMa	3.0040	4400.0	84	40238	No
34	GOM_NL__2PRFIN20091110_035936_000000502084_00104_40238_9658.N1	10-NOV-2009 03:59:36	Bright	49.500	96	68Del Leo	2.5600	9300.0	99	40238	No
35	GOM_NL__2PRFIN20091110_042704_000000472084_00105_40239_9657.N1	10-NOV-2009 04:27:04	Dark	47.000	34	Gam2Vel	1.7930	23000.	94	40239	No
36	GOM_NL__2PRFIN20091110_043203_000000582084_00105_40239_9658.N1	10-NOV-2009 04:32:03	Dark	57.500	2	Alp Car	-0.73600	7000.0	115	40239	No
37	GOM_NL__2PRFIN20091110_044857_000000572084_00105_40239_9659.N1	10-NOV-2009 04:48:57	Straylight	57.000	165	34Gam Eri	2.9500	3200.0	114	40239	No
38	GOM_NL__2PRFIN20091110_045444_000000492084_00105_40239_9660.N1	10-NOV-2009 04:54:44	Twilight	49.000	94	92Alp Cet	2.5260	3100.0	98	40239	No
39	GOM_NL__2PRFIN20091110_045924_000000372084_00105_40239_9661.N1	10-NOV-2009 04:59:24	Bright	37.000	105	6Bet Ari	2.6450	8900.0	74	40239	No
40	GOM_NL__2PRFIN20091110_050332_000000382084_00105_40239_9662.N1	10-NOV-2009 05:03:32	Bright	37.500	173	4Bet Tri	3.0040	8900.0	75	40239	No
41	GOM_NL__2PRFIN20091110_050535_000000542084_00105_40239_9663.N1	10-NOV-2009 05:05:35	Bright	54.000	73	57Gam1And	2.2600	13100.	108	40239	No
42	GOM_NL__2PRFIN20091110_050742_000000382084_00105_40239_9664.N1	10-NOV-2009 05:07:42	Bright	38.000	149	45Eps Per	2.8880	30000.	76	40239	No

43	GOM_NL__2PRFIN20091110_050909_000000422084_00105_40239_9665.N1	10-NOV-2009 05:09:09	Bright	42.000	35	33Alp Per	1.7950	6250.0	84	40239	No
44	GOM_NL__2PRFIN20091110_052637_000000462084_00105_40239_9666.N1	10-NOV-2009 05:26:37	Bright	45.500	36	50Alp UMa	1.8000	6300.0	91	40239	No
45	GOM_NL__2PRFIN20091110_052815_000000422084_00105_40239_9667.N1	10-NOV-2009 05:28:15	Bright	42.000	82	48Bet UMa	2.3650	10600.	84	40239	No
46	GOM_NL__2PRFIN20091110_053209_000000392084_00105_40239_9668.N1	10-NOV-2009 05:32:09	Bright	39.000	174	52Psi UMa	3.0040	4400.0	78	40239	No
47	GOM_NL__2PRFIN20091110_054012_000000442084_00105_40239_9669.N1	10-NOV-2009 05:40:12	Bright	43.500	96	68Del Leo	2.5600	9300.0	87	40239	No
48	GOM_NL__2PRFIN20091110_060741_000000472084_00106_40240_9668.N1	10-NOV-2009 06:07:41	Dark	47.000	34	Gam2Vel	1.7930	23000.	94	40240	No
49	GOM_NL__2PRFIN20091110_061240_000000482084_00106_40240_9669.N1	10-NOV-2009 06:12:40	Dark	47.500	2	Alp Car	-0.73600	7000.0	95	40240	No
50	GOM_NL__2PRFIN20091110_062933_000000572084_00106_40240_9670.N1	10-NOV-2009 06:29:33	Straylight	57.000	165	34Gam Eri	2.9500	3200.0	114	40240	No
51	GOM_NL__2PRFIN20091110_063520_000000482084_00106_40240_9671.N1	10-NOV-2009 06:35:20	Twilight_and_stray	47.500	94	92Alp Cet	2.5260	3100.0	95	40240	No
52	GOM_NL__2PRFIN20091110_063959_000000372084_00106_40240_9672.N1	10-NOV-2009 06:39:59	Bright	37.000	105	6Bet Ari	2.6450	8900.0	74	40240	No
53	GOM_NL__2PRFIN20091110_064408_000000372084_00106_40240_9673.N1	10-NOV-2009 06:44:08	Bright	36.500	173	4Bet Tri	3.0040	8900.0	73	40240	No
54	GOM_NL__2PRFIN20091110_064611_000000372084_00106_40240_9674.N1	10-NOV-2009 06:46:11	Bright	37.000	73	57Gam1And	2.2600	13100.	74	40240	No
55	GOM_NL__2PRFIN20091110_064817_000000442084_00106_40240_9675.N1	10-NOV-2009 06:48:17	Bright	44.000	149	45Eps Per	2.8880	30000.	88	40240	No
56	GOM_NL__2PRFIN20091110_064945_000000422084_00106_40240_9676.N1	10-NOV-2009 06:49:45	Bright	41.500	35	33Alp Per	1.7950	6250.0	83	40240	No
57	GOM_NL__2PRFIN20091110_070713_000000412084_00106_40240_9677.N1	10-NOV-2009 07:07:13	Bright	40.500	36	50Alp UMa	1.8000	6300.0	81	40240	No
58	GOM_NL__2PRFIN20091110_070851_000000412084_00106_40240_9678.N1	10-NOV-2009 07:08:51	Bright	40.500	82	48Bet UMa	2.3650	10600.	81	40240	No
59	GOM_NL__2PRFIN20091110_071245_000000432084_00106_40240_9679.N1	10-NOV-2009 07:12:45	Bright	42.500	174	52Psi UMa	3.0040	4400.0	85	40240	No
60	GOM_NL__2PRFIN20091110_072049_000000582084_00106_40240_9680.N1	10-NOV-2009 07:20:49	Bright	58.000	96	68Del Leo	2.5600	9300.0	116	40240	No
61	GOM_NL__2PRFIN20091110_074818_000000472084_00107_40241_9679.N1	10-NOV-2009 07:48:18	Dark	47.000	34	Gam2Vel	1.7930	23000.	94	40241	No
62	GOM_NL__2PRFIN20091110_075317_000000502084_00107_40241_9680.N1	10-NOV-2009 07:53:17	Dark	50.000	2	Alp Car	-0.73600	7000.0	100	40241	No
63	GOM_NL__2PRFIN20091110_081009_000000562084_00107_40241_9681.N1	10-NOV-2009 08:10:09	Straylight	56.000	165	34Gam Eri	2.9500	3200.0	112	40241	No
64	GOM_NL__2PRFIN20091110_081555_000000482084_00107_40241_9682.N1	10-NOV-2009 08:15:55	Twilight_and_stray	48.000	94	92Alp Cet	2.5260	3100.0	96	40241	No
65	GOM_NL__2PRFIN20091110_082035_000000382084_00107_40241_9683.N1	10-NOV-2009 08:20:35	Bright	38.000	105	6Bet Ari	2.6450	8900.0	76	40241	No
66	GOM_NL__2PRFIN20091110_082443_000000362084_00107_40241_9684.N1	10-NOV-2009 08:24:43	Bright	36.000	173	4Bet Tri	3.0040	8900.0	72	40241	No
67	GOM_NL__2PRFIN20091110_082647_000000362084_00107_40241_9685.N1	10-NOV-2009 08:26:47	Bright	36.000	73	57Gam1And	2.2600	13100.	72	40241	No
68	GOM_NL__2PRFIN20091110_082852_000000442084_00107_40241_9686.N1	10-NOV-2009 08:28:52	Bright	44.000	149	45Eps Per	2.8880	30000.	88	40241	No
69	GOM_NL__2PRFIN20091110_083021_000000422084_00107_40241_9687.N1	10-NOV-2009 08:30:21	Bright	42.000	35	33Alp Per	1.7950	6250.0	84	40241	No
70	GOM_NL__2PRFIN20091110_084749_000000522084_00107_40241_9688.N1	10-NOV-2009 08:47:49	Bright	52.000	36	50Alp UMa	1.8000	6300.0	104	40241	No
71	GOM_NL__2PRFIN20091110_084927_000000552084_00107_40241_9689.N1	10-NOV-2009 08:49:27	Bright	54.500	82	48Bet UMa	2.3650	10600.	109	40241	No
72	GOM_NL__2PRFIN20091110_085321_000000442084_00107_40241_9690.N1	10-NOV-2009 08:53:21	Bright	44.000	174	52Psi UMa	3.0040	4400.0	88	40241	No
73	GOM_NL__2PRFIN20091110_090125_000000442084_00107_40241_9691.N1	10-NOV-2009 09:01:25	Bright	44.000	96	68Del Leo	2.5600	9300.0	88	40241	No
74	GOM_NL__2PRFIN20091110_092855_000000472084_00108_40242_9690.N1	10-NOV-2009 09:28:55	Dark	46.500	34	Gam2Vel	1.7930	23000.	93	40242	No
75	GOM_NL__2PRFIN20091110_093353_000000522084_00108_40242_9691.N1	10-NOV-2009 09:33:53	Dark	52.000	2	Alp Car	-0.73600	7000.0	104	40242	No
76	GOM_NL__2PRFIN20091110_095045_000000552084_00108_40242_9692.N1	10-NOV-2009 09:50:45	Straylight	55.000	165	34Gam Eri	2.9500	3200.0	110	40242	No
77	GOM_NL__2PRFIN20091110_095631_000000512084_00108_40242_9693.N1	10-NOV-2009 09:56:31	Twilight_and_stray	50.500	94	92Alp Cet	2.5260	3100.0	101	40242	No
78	GOM_NL__2PRFIN20091110_100111_000000372084_00108_40242_9694.N1	10-NOV-2009 10:01:11	Bright	36.500	105	6Bet Ari	2.6450	8900.0	73	40242	No
79	GOM_NL__2PRFIN20091110_100519_000000372084_00108_40242_9695.N1	10-NOV-2009 10:05:19	Bright	37.000	173	4Bet Tri	3.0040	8900.0	74	40242	No
80	GOM_NL__2PRFIN20091110_100723_000000372084_00108_40242_9696.N1	10-NOV-2009 10:07:23	Bright	36.500	73	57Gam1And	2.2600	13100.	73	40242	No
81	GOM_NL__2PRFIN20091110_100927_000000462084_00108_40242_9697.N1	10-NOV-2009 10:09:27	Bright	46.000	149	45Eps Per	2.8880	30000.	92	40242	No
82	GOM_NL__2PRFIN20091110_101056_000000602084_00108_40242_9698.N1	10-NOV-2009 10:10:56	Bright	60.000	35	33Alp Per	1.7950	6250.0	120	40242	No
83	GOM_NL__2PRFIN20091110_102824_000000402084_00108_40242_9699.N1	10-NOV-2009 10:28:24	Bright	40.000	36	50Alp UMa	1.8000	6300.0	80	40242	No
84	GOM_NL__2PRFIN20091110_103002_000000442084_00108_40242_9700.N1	10-NOV-2009 10:30:02	Bright	44.000	82	48Bet UMa	2.3650	10600.	88	40242	No
85	GOM_NL__2PRFIN20091110_103356_000000422084_00108_40242_9701.N1	10-NOV-2009 10:33:56	Bright	41.500	174	52Psi UMa	3.0040	4400.0	83	40242	No
86	GOM_NL__2PRFIN20091110_104201_000000432084_00108_40242_9702.N1	10-NOV-2009 10:42:01	Bright	43.000	96	68Del Leo	2.5600	9300.0	86	40242	No
87	GOM_NL__2PRFIN20091110_110931_000000472084_00109_40243_9721.N1	10-NOV-2009 11:09:31	Dark	47.000	34	Gam2Vel	1.7930	23000.	94	40243	No
88	GOM_NL__2PRFIN20091110_111430_000000492084_00109_40243_9722.N1	10-NOV-2009 11:14:30	Dark	48.500	2	Alp Car	-0.73600	7000.0	97	40243	No
89	GOM_NL__2PRFIN20091110_113121_000000572084_00109_40243_9723.N1	10-NOV-2009 11:31:21	Straylight	56.500	165	34Gam Eri	2.9500	3200.0	113	40243	No
90	GOM_NL__2PRFIN20091110_113707_000000512084_00109_40243_9724.N1	10-NOV-2009 11:37:07	Twilight_and_stray	50.500	94	92Alp Cet	2.5260	3100.0	101	40243	No
91	GOM_NL__2PRFIN20091110_114149_000000362084_00109_40243_9725.N1	10-NOV-2009 11:41:49	Bright	36.000	105	6Bet Ari	2.6450	8900.0	72	40243	No
92	GOM_NL__2PRFIN20091110_114555_000000372084_00109_40243_9726.N1	10-NOV-2009 11:45:55	Bright	36.500	173	4Bet Tri	3.0040	8900.0	73	40243	No
93	GOM_NL__2PRFIN20091110_114759_000000402084_00109_40243_9727.N1	10-NOV-2009 11:47:59	Bright	39.500	73	57Gam1And	2.2600	13100.	79	40243	No
94	GOM_NL__2PRFIN20091110_115002_000000452084_00109_40243_9728.N1	10-NOV-2009 11:50:02	Bright	45.000	149	45Eps Per	2.8880	30000.	90	40243	No
95	GOM_NL__2PRFIN20091110_115131_000000432084_00109_40243_9729.N1	10-NOV-2009 11:51:31	Bright	42.500	35	33Alp Per	1.7950	6250.0	85	40243	No
96	GOM_NL__2PRFIN20091110_120900_000000372084_00109_40243_9730.N1	10-NOV-2009 12:09:00	Bright	37.000	36	50Alp UMa	1.8000	6300.0	74	40243	No
97	GOM_NL__2PRFIN20091110_121038_000000392084_00109_40243_9731.N1	10-NOV-2009 12:10:38	Bright	39.000	82	48Bet UMa	2.3650	10600.	78	40243	No
98	GOM_NL__2PRFIN20091110_121432_000000432084_00109_40243_9732.N1	10-NOV-2009 12:14:32	Bright	43.000	174	52Psi UMa	3.0040	4400.0	86	40243	No
99	GOM_NL__2PRFIN20091110_122237_000000452084_00109_40243_9733.N1	10-NOV-2009 12:22:37	Bright	44.500	96	68Del Leo	2.5600	9300.0	89	40243	No
100	GOM_NL__2PRFIN20091110_125008_000000492084_00110_40244_9732.N1	10-NOV-2009 12:50:08	Dark	48.500	34	Gam2Vel	1.7930	23000.	97	40244	No
101	GOM_NL__2PRFIN20091110_125507_000000622084_00110_40244_9733.N1	10-NOV-2009 12:55:07	Dark	61.500	2	Alp Car	-0.73600	7000.0	123	40244	No

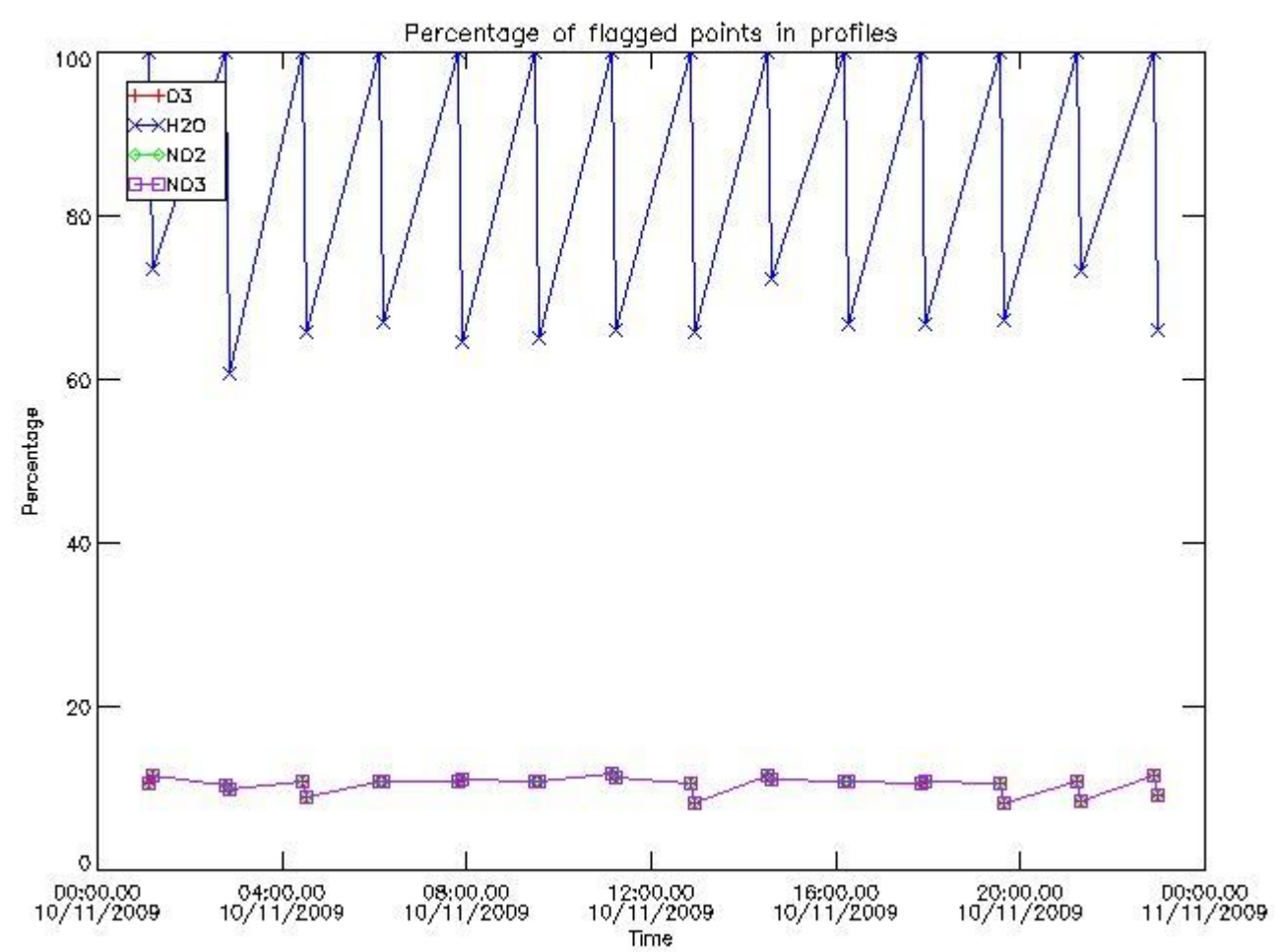
102	GOM_NL__2PRFIN20091110_131157_000000562084_00110_40244_9734.N1	10-NOV-2009 13:11:57	Straylight	55.500	165	34Gam Eri	2.9500	3200.0	111	40244	No
103	GOM_NL__2PRFIN20091110_131743_000000492084_00110_40244_9735.N1	10-NOV-2009 13:17:43	Tw_i_and_stray	49.000	94	92Alp Cet	2.5260	3100.0	98	40244	No
104	GOM_NL__2PRFIN20091110_132310_000000402084_00110_40244_9736.N1	10-NOV-2009 13:23:10	Bright	39.500	50	13Alp Ari	2.0070	4250.0	79	40244	No
105	GOM_NL__2PRFIN20091110_132631_000000432084_00110_40244_9737.N1	10-NOV-2009 13:26:31	Bright	42.500	173	4Bet Tri	3.0040	8900.0	85	40244	No
106	GOM_NL__2PRFIN20091110_132834_000000372084_00110_40244_9738.N1	10-NOV-2009 13:28:34	Bright	36.500	73	57Gam1And	2.2600	13100.	73	40244	No
107	GOM_NL__2PRFIN20091110_133037_000000462084_00110_40244_9739.N1	10-NOV-2009 13:30:37	Bright	46.000	149	45Eps Per	2.8880	30000.	92	40244	No
108	GOM_NL__2PRFIN20091110_133206_000000432084_00110_40244_9740.N1	10-NOV-2009 13:32:06	Bright	43.000	35	33Alp Per	1.7950	6250.0	86	40244	No
109	GOM_NL__2PRFIN20091110_134936_000000442084_00110_40244_9741.N1	10-NOV-2009 13:49:36	Bright	43.500	36	50Alp UMa	1.8000	6300.0	87	40244	No
110	GOM_NL__2PRFIN20091110_135114_000000582084_00110_40244_9742.N1	10-NOV-2009 13:51:14	Bright	57.500	82	48Bet UMa	2.3650	10600.	115	40244	No
111	GOM_NL__2PRFIN20091110_135508_000000432084_00110_40244_9743.N1	10-NOV-2009 13:55:08	Bright	42.500	174	52Psi UMa	3.0040	4400.0	85	40244	No
112	GOM_NL__2PRFIN20091110_140314_000000442084_00110_40244_9744.N1	10-NOV-2009 14:03:14	Bright	43.500	96	68Del Leo	2.5600	9300.0	87	40244	No
113	GOM_NL__2PRFIN20091110_143045_000000452084_00111_40245_9743.N1	10-NOV-2009 14:30:45	Dark	44.500	34	Gam2Vel	1.7930	23000.	89	40245	No
114	GOM_NL__2PRFIN20091110_143543_000000452084_00111_40245_9744.N1	10-NOV-2009 14:35:43	Dark	45.000	2	Alp Car	-0.73600	7000.0	90	40245	No
115	GOM_NL__2PRFIN20091110_145233_000000562084_00111_40245_9745.N1	10-NOV-2009 14:52:33	Straylight	56.000	165	34Gam Eri	2.9500	3200.0	112	40245	No
116	GOM_NL__2PRFIN20091110_145819_000000502084_00111_40245_9746.N1	10-NOV-2009 14:58:19	Tw_i_and_stray	49.500	94	92Alp Cet	2.5260	3100.0	99	40245	No
117	GOM_NL__2PRFIN20091110_150346_000000392084_00111_40245_9747.N1	10-NOV-2009 15:03:46	Bright	39.000	50	13Alp Ari	2.0070	4250.0	78	40245	No
118	GOM_NL__2PRFIN20091110_150707_000000382084_00111_40245_9748.N1	10-NOV-2009 15:07:07	Bright	37.500	173	4Bet Tri	3.0040	8900.0	75	40245	No
119	GOM_NL__2PRFIN20091110_150910_000000372084_00111_40245_9749.N1	10-NOV-2009 15:09:10	Bright	37.000	73	57Gam1And	2.2600	13100.	74	40245	No
120	GOM_NL__2PRFIN20091110_151113_000000472084_00111_40245_9750.N1	10-NOV-2009 15:11:13	Bright	46.500	149	45Eps Per	2.8880	30000.	93	40245	No
121	GOM_NL__2PRFIN20091110_151242_000000392084_00111_40245_9751.N1	10-NOV-2009 15:12:42	Bright	39.000	35	33Alp Per	1.7950	6250.0	78	40245	No
122	GOM_NL__2PRFIN20091110_153012_000000412084_00111_40245_9752.N1	10-NOV-2009 15:30:12	Bright	40.500	36	50Alp UMa	1.8000	6300.0	81	40245	No
123	GOM_NL__2PRFIN20091110_153150_000000442084_00111_40245_9753.N1	10-NOV-2009 15:31:50	Bright	43.500	82	48Bet UMa	2.3650	10600.	87	40245	No
124	GOM_NL__2PRFIN20091110_153544_000000432084_00111_40245_9754.N1	10-NOV-2009 15:35:44	Bright	42.500	174	52Psi UMa	3.0040	4400.0	85	40245	No
125	GOM_NL__2PRFIN20091110_154350_000000462084_00111_40245_9755.N1	10-NOV-2009 15:43:50	Bright	46.000	96	68Del Leo	2.5600	9300.0	92	40245	No
126	GOM_NL__2PRFIN20091110_161122_000000482084_00112_40246_9755.N1	10-NOV-2009 16:11:22	Dark	47.500	34	Gam2Vel	1.7930	23000.	95	40246	No
127	GOM_NL__2PRFIN20091110_161620_000000472084_00112_40246_9756.N1	10-NOV-2009 16:16:20	Dark	46.500	2	Alp Car	-0.73600	7000.0	93	40246	No
128	GOM_NL__2PRFIN20091110_163309_000000552084_00112_40246_9757.N1	10-NOV-2009 16:33:09	Straylight	54.500	165	34Gam Eri	2.9500	3200.0	109	40246	No
129	GOM_NL__2PRFIN20091110_163854_000000502084_00112_40246_9758.N1	10-NOV-2009 16:38:54	Tw_i_and_stray	50.000	94	92Alp Cet	2.5260	3100.0	100	40246	No
130	GOM_NL__2PRFIN20091110_164422_000000402084_00112_40246_9759.N1	10-NOV-2009 16:44:22	Bright	40.000	50	13Alp Ari	2.0070	4250.0	80	40246	No
131	GOM_NL__2PRFIN20091110_164743_000000372084_00112_40246_9760.N1	10-NOV-2009 16:47:43	Bright	37.000	173	4Bet Tri	3.0040	8900.0	74	40246	No
132	GOM_NL__2PRFIN20091110_164946_000000382084_00112_40246_9761.N1	10-NOV-2009 16:49:46	Bright	37.500	73	57Gam1And	2.2600	13100.	75	40246	No
133	GOM_NL__2PRFIN20091110_165148_000000462084_00112_40246_9762.N1	10-NOV-2009 16:51:48	Bright	45.500	149	45Eps Per	2.8880	30000.	91	40246	No
134	GOM_NL__2PRFIN20091110_165318_000000422084_00112_40246_9763.N1	10-NOV-2009 16:53:18	Bright	42.000	35	33Alp Per	1.7950	6250.0	84	40246	No
135	GOM_NL__2PRFIN20091110_171047_000000402084_00112_40246_9764.N1	10-NOV-2009 17:10:47	Bright	39.500	36	50Alp UMa	1.8000	6300.0	79	40246	No
136	GOM_NL__2PRFIN20091110_171225_000000422084_00112_40246_9765.N1	10-NOV-2009 17:12:25	Bright	42.000	82	48Bet UMa	2.3650	10600.	84	40246	No
137	GOM_NL__2PRFIN20091110_171620_000000422084_00112_40246_9766.N1	10-NOV-2009 17:16:20	Bright	42.000	174	52Psi UMa	3.0040	4400.0	84	40246	No
138	GOM_NL__2PRFIN20091110_172426_000000452084_00112_40246_9767.N1	10-NOV-2009 17:24:26	Bright	44.500	96	68Del Leo	2.5600	9300.0	89	40246	No
139	GOM_NL__2PRFIN20091110_175159_000000482084_00113_40247_9766.N1	10-NOV-2009 17:51:59	Dark	48.000	34	Gam2Vel	1.7930	23000.	96	40247	No
140	GOM_NL__2PRFIN20091110_175657_000000472084_00113_40247_9767.N1	10-NOV-2009 17:56:57	Dark	46.500	2	Alp Car	-0.73600	7000.0	93	40247	No
141	GOM_NL__2PRFIN20091110_181345_000000542084_00113_40247_9768.N1	10-NOV-2009 18:13:45	Straylight	54.000	165	34Gam Eri	2.9500	3200.0	108	40247	No
142	GOM_NL__2PRFIN20091110_181930_000000502084_00113_40247_9769.N1	10-NOV-2009 18:19:30	Tw_i_and_stray	49.500	94	92Alp Cet	2.5260	3100.0	99	40247	No
143	GOM_NL__2PRFIN20091110_182458_000000412084_00113_40247_9770.N1	10-NOV-2009 18:24:58	Bright	40.500	50	13Alp Ari	2.0070	4250.0	81	40247	No
144	GOM_NL__2PRFIN20091110_182818_000000372084_00113_40247_9771.N1	10-NOV-2009 18:28:18	Bright	36.500	173	4Bet Tri	3.0040	8900.0	73	40247	No
145	GOM_NL__2PRFIN20091110_183022_000000402084_00113_40247_9772.N1	10-NOV-2009 18:30:22	Bright	40.000	73	57Gam1And	2.2600	13100.	80	40247	No
146	GOM_NL__2PRFIN20091110_183223_000000462084_00113_40247_9773.N1	10-NOV-2009 18:32:23	Bright	46.000	149	45Eps Per	2.8880	30000.	92	40247	No
147	GOM_NL__2PRFIN20091110_183353_000000402084_00113_40247_9774.N1	10-NOV-2009 18:33:53	Bright	40.000	35	33Alp Per	1.7950	6250.0	80	40247	No
148	GOM_NL__2PRFIN20091110_185123_000000442084_00113_40247_9775.N1	10-NOV-2009 18:51:23	Bright	43.500	36	50Alp UMa	1.8000	6300.0	87	40247	No
149	GOM_NL__2PRFIN20091110_185301_000000452084_00113_40247_9776.N1	10-NOV-2009 18:53:01	Bright	44.500	82	48Bet UMa	2.3650	10600.	89	40247	No
150	GOM_NL__2PRFIN20091110_185656_000000432084_00113_40247_9777.N1	10-NOV-2009 18:56:56	Bright	42.500	174	52Psi UMa	3.0040	4400.0	85	40247	No
151	GOM_NL__2PRFIN20091110_190503_000000442084_00113_40247_9778.N1	10-NOV-2009 19:05:03	Bright	44.000	96	68Del Leo	2.5600	9300.0	88	40247	No
152	GOM_NL__2PRFIN20091110_193236_000000492084_00114_40248_9777.N1	10-NOV-2009 19:32:36	Dark	48.500	34	Gam2Vel	1.7930	23000.	97	40248	No
153	GOM_NL__2PRFIN20091110_193733_000000612084_00114_40248_9778.N1	10-NOV-2009 19:37:33	Dark	61.000	2	Alp Car	-0.73600	7000.0	122	40248	No
154	GOM_NL__2PRFIN20091110_195421_000000542084_00114_40248_9779.N1	10-NOV-2009 19:54:21	Straylight	53.500	165	34Gam Eri	2.9500	3200.0	107	40248	No
155	GOM_NL__2PRFIN20091110_200006_000000492084_00114_40248_9780.N1	10-NOV-2009 20:00:06	Tw_i_and_stray	49.000	94	92Alp Cet	2.5260	3100.0	98	40248	No
156	GOM_NL__2PRFIN20091110_200534_000000392084_00114_40248_9781.N1	10-NOV-2009 20:05:34	Bright	39.000	50	13Alp Ari	2.0070	4250.0	78	40248	No
157	GOM_NL__2PRFIN20091110_200854_000000372084_00114_40248_9782.N1	10-NOV-2009 20:08:54	Bright	37.000	173	4Bet Tri	3.0040	8900.0	74	40248	No
158	GOM_NL__2PRFIN20091110_201058_000000362084_00114_40248_9783.N1	10-NOV-2009 20:10:58	Bright	35.500	73	57Gam1And	2.2600	13100.	71	40248	No
159	GOM_NL__2PRFIN20091110_201259_000000462084_00114_40248_9784.N1	10-NOV-2009 20:12:59	Bright	45.500	149	45Eps Per	2.8880	30000.	91	40248	No
160	GOM_NL__2PRFIN20091110_201428_000000422084_00114_40248_9785.N1	10-NOV-2009 20:14:28	Bright	41.500	35	33Alp Per	1.7950	6250.0	83	40248	No

161	GOM_NL__2PRFIN20091110_203159_000000452084_00114_40248_9786.N1	10-NOV-2009 20:31:59	Bright	45.000	36	50Alp UMa	1.8000	6300.0	90	40248	No
162	GOM_NL__2PRFIN20091110_203337_000000412084_00114_40248_9787.N1	10-NOV-2009 20:33:37	Bright	41.000	82	48Bet UMa	2.3650	10600.	82	40248	No
163	GOM_NL__2PRFIN20091110_203732_000000432084_00114_40248_9788.N1	10-NOV-2009 20:37:32	Bright	42.500	174	52Psi UMa	3.0040	4400.0	85	40248	No
164	GOM_NL__2PRFIN20091110_204539_000000642084_00114_40248_9789.N1	10-NOV-2009 20:45:39	Bright	63.500	96	68Del Leo	2.5600	9300.0	127	40248	No
165	GOM_NL__2PRFIN20091110_211313_000000472084_00115_40249_9790.N1	10-NOV-2009 21:13:13	Dark	47.000	34	Gam2Vel	1.7930	23000.	94	40249	No
166	GOM_NL__2PRFIN20091110_211810_000000612084_00115_40249_9791.N1	10-NOV-2009 21:18:10	Dark	60.500	2	Alp Car	-0.73600	7000.0	121	40249	No
167	GOM_NL__2PRFIN20091110_213457_000000532084_00115_40249_9792.N1	10-NOV-2009 21:34:57	Straylight	53.000	165	34Gam Eri	2.9500	3200.0	106	40249	No
168	GOM_NL__2PRFIN20091110_214042_000000492084_00115_40249_9793.N1	10-NOV-2009 21:40:42	Twilight_stray	49.000	94	92Alp Cet	2.5260	3100.0	98	40249	No
169	GOM_NL__2PRFIN20091110_214610_000000402084_00115_40249_9794.N1	10-NOV-2009 21:46:10	Bright	40.000	50	13Alp Ari	2.0070	4250.0	80	40249	No
170	GOM_NL__2PRFIN20091110_214930_000000372084_00115_40249_9795.N1	10-NOV-2009 21:49:30	Bright	37.000	173	4Bet Tri	3.0040	8900.0	74	40249	No
171	GOM_NL__2PRFIN20091110_215134_000000362084_00115_40249_9796.N1	10-NOV-2009 21:51:34	Bright	35.500	73	57Gam1And	2.2600	13100.	71	40249	No
172	GOM_NL__2PRFIN20091110_215334_000000472084_00115_40249_9797.N1	10-NOV-2009 21:53:34	Bright	46.500	149	45Eps Per	2.8880	30000.	93	40249	No
173	GOM_NL__2PRFIN20091110_215504_000000412084_00115_40249_9798.N1	10-NOV-2009 21:55:04	Bright	40.500	35	33Alp Per	1.7950	6250.0	81	40249	No
174	GOM_NL__2PRFIN20091110_221235_000000452084_00115_40249_9799.N1	10-NOV-2009 22:12:35	Bright	45.000	36	50Alp UMa	1.8000	6300.0	90	40249	No
175	GOM_NL__2PRFIN20091110_221412_000000592084_00115_40249_9800.N1	10-NOV-2009 22:14:12	Bright	59.000	82	48Bet UMa	2.3650	10600.	118	40249	No
176	GOM_NL__2PRFIN20091110_221808_000000422084_00115_40249_9801.N1	10-NOV-2009 22:18:08	Bright	42.000	174	52Psi UMa	3.0040	4400.0	84	40249	No
177	GOM_NL__2PRFIN20091110_222615_000000642084_00115_40249_9802.N1	10-NOV-2009 22:26:15	Bright	63.500	96	68Del Leo	2.5600	9300.0	127	40249	No
178	GOM_NL__2PRFIN20091110_225349_000000492084_00116_40250_9801.N1	10-NOV-2009 22:53:49	Dark	48.500	34	Gam2Vel	1.7930	23000.	97	40250	No
179	GOM_NL__2PRFIN20091110_225846_000000552084_00116_40250_9802.N1	10-NOV-2009 22:58:46	Dark	55.000	2	Alp Car	-0.73600	7000.0	110	40250	No
180	GOM_NL__2PRFIN20091110_231532_000000542084_00116_40250_9803.N1	10-NOV-2009 23:15:32	Straylight	53.500	165	34Gam Eri	2.9500	3200.0	107	40250	No
181	GOM_NL__2PRFIN20091110_232117_000000492084_00116_40250_9804.N1	10-NOV-2009 23:21:17	Twilight_stray	49.000	94	92Alp Cet	2.5260	3100.0	98	40250	No
182	GOM_NL__2PRFIN20091110_232645_000000412084_00116_40250_9805.N1	10-NOV-2009 23:26:45	Bright	41.000	50	13Alp Ari	2.0070	4250.0	82	40250	No
183	GOM_NL__2PRFIN20091110_233005_000000362084_00116_40250_9806.N1	10-NOV-2009 23:30:05	Bright	35.500	173	4Bet Tri	3.0040	8900.0	71	40250	No
184	GOM_NL__2PRFIN20091110_233209_000000362084_00116_40250_9807.N1	10-NOV-2009 23:32:09	Bright	36.000	73	57Gam1And	2.2600	13100.	72	40250	No
185	GOM_NL__2PRFIN20091110_233409_000000432084_00116_40250_9808.N1	10-NOV-2009 23:34:09	Bright	43.000	149	45Eps Per	2.8880	30000.	86	40250	No
186	GOM_NL__2PRFIN20091110_233540_000000402084_00116_40250_9809.N1	10-NOV-2009 23:35:40	Bright	40.000	175	39Del Per	3.0100	19400.	80	40250	No
187	GOM_NL__2PRFIN20091110_235310_000000452084_00116_40250_9810.N1	10-NOV-2009 23:53:10	Bright	44.500	36	50Alp UMa	1.8000	6300.0	89	40250	No
188	GOM_NL__2PRFIN20091110_235448_000000422084_00116_40250_9811.N1	10-NOV-2009 23:54:48	Bright	41.500	82	48Bet UMa	2.3650	10600.	83	40250	No
189	GOM_NL__2PRFIN20091110_235843_000000462084_00116_40250_9812.N1	10-NOV-2009 23:58:43	Bright	45.500	174	52Psi UMa	3.0040	4400.0	91	40250	No

3. Quality information per product

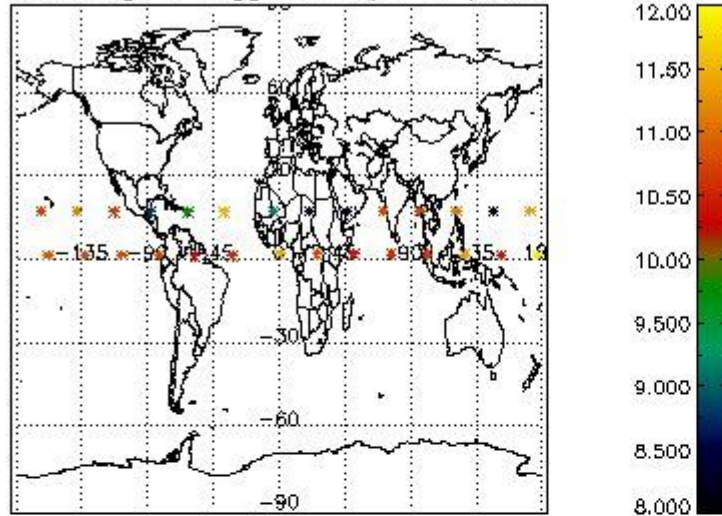
In this section it is plotted some information contained in the Quality Summary data set of the level 2 products. Only products in dark limb conditions and without errors (error flag in the MPH set to "0") are used.

3.1 Plot quality information per product (time dependant)

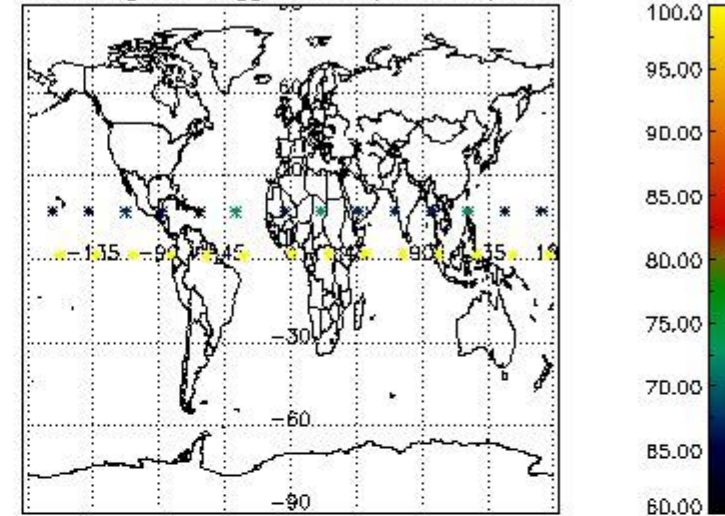


3.2 Plot quality information per product (world map)

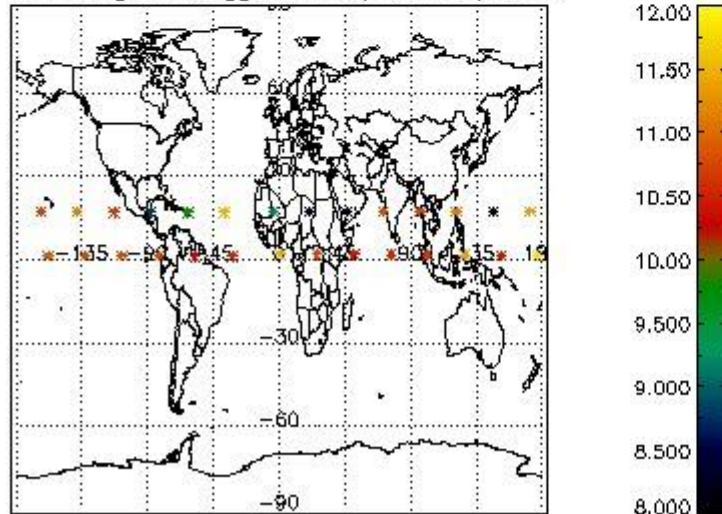
Percentage of flagged data per O3 profile



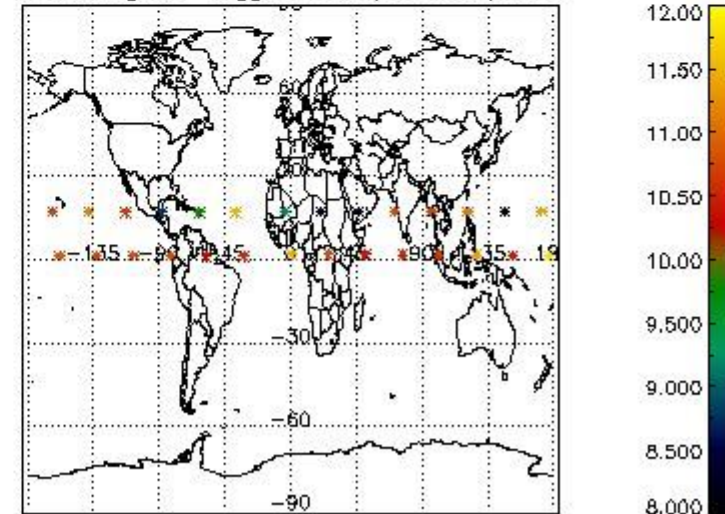
Percentage of flagged data per H2O profile



Percentage of flagged data per NO2 profile



Percentage of flagged data per NO3 profile

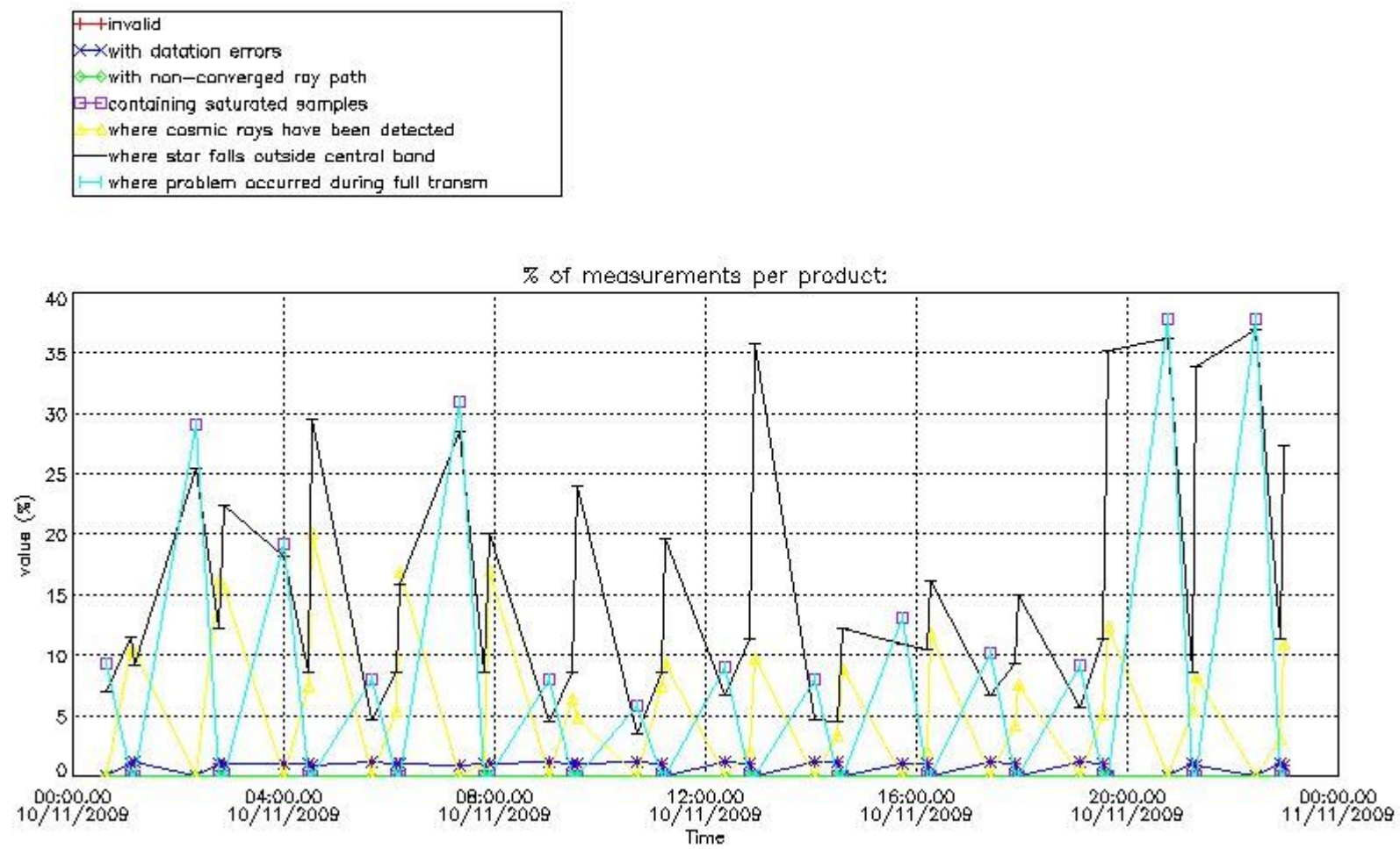


4. Level 1 quality information per product

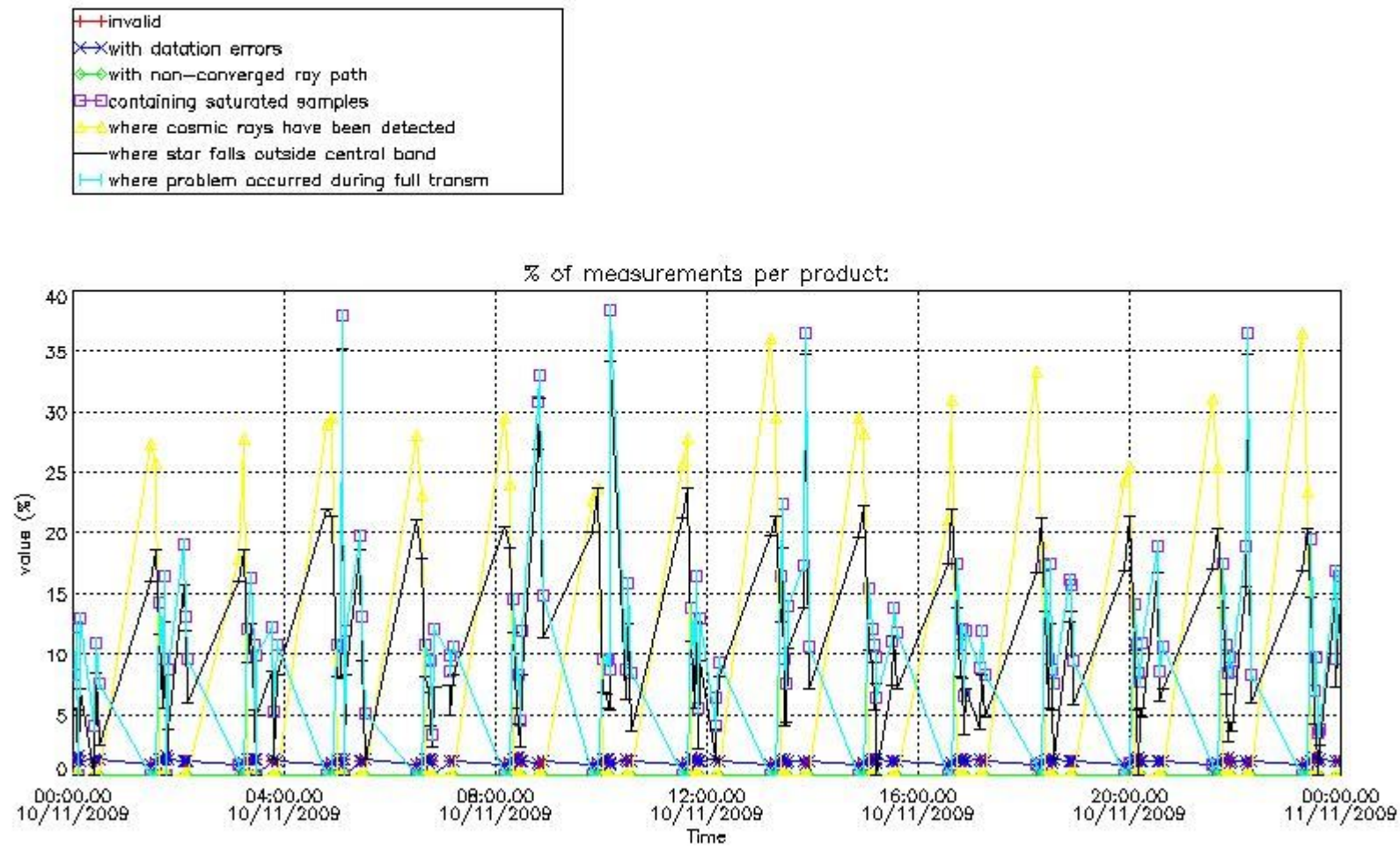
In this section it is plotted some information contained in the Quality Summary data set of the level 2 products that comes from the level 1b processing. Products without errors (error flag in the MPH set to "0") are used.

4.1 Plot quality information per product (time dependant) coming from level 1b processing

4.1.1 Plot level 1 quality information per product (time dependant): ENVISAT ASCENDING passes



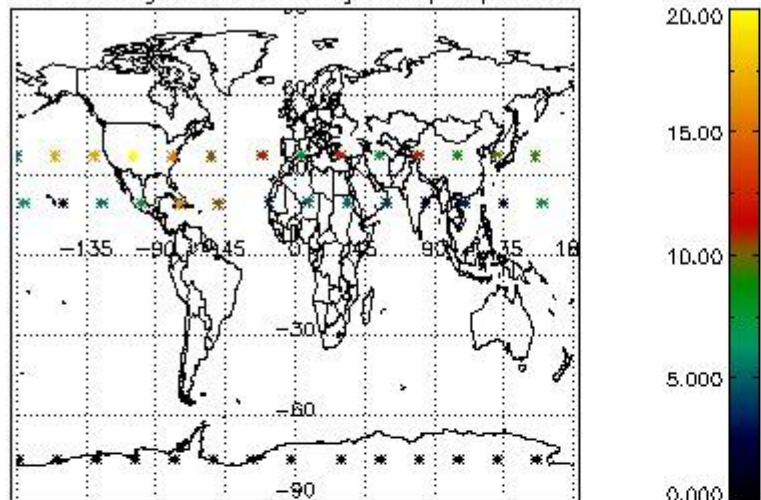
4.1.2 Plot level 1 quality information per product (time dependant): ENVI SAT DESCENDING passes



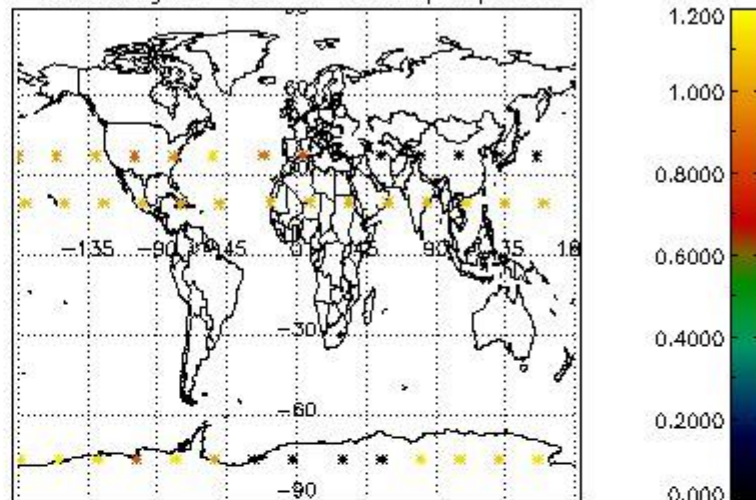
4.2 Plot quality information per product coming from level 1b processing (world map)

4.2.1 Plot level 1 quality information per product (world map): ENVISAT ASCENDING passes

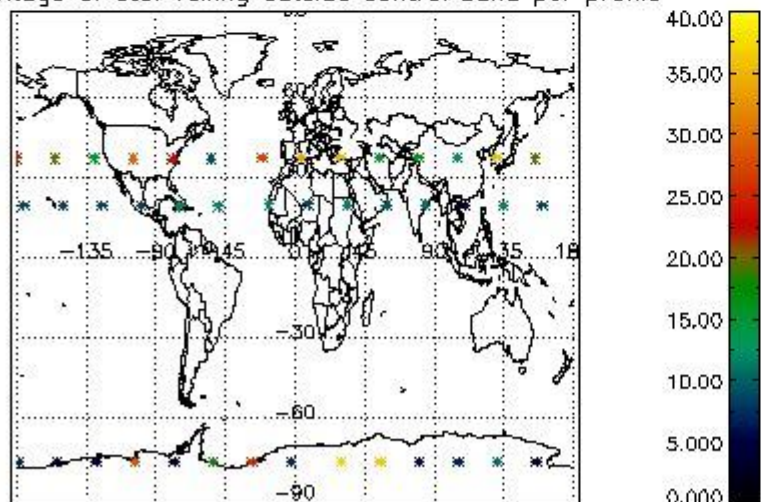
Percentage of cosmic ray hits per profile



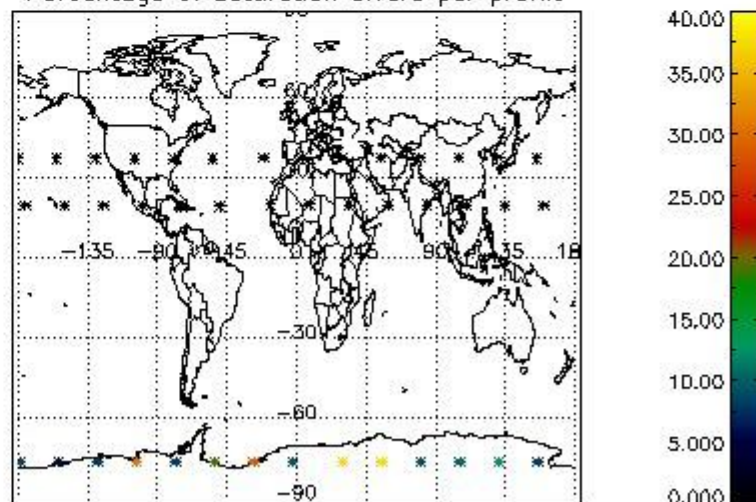
Percentage of datation errors per profile



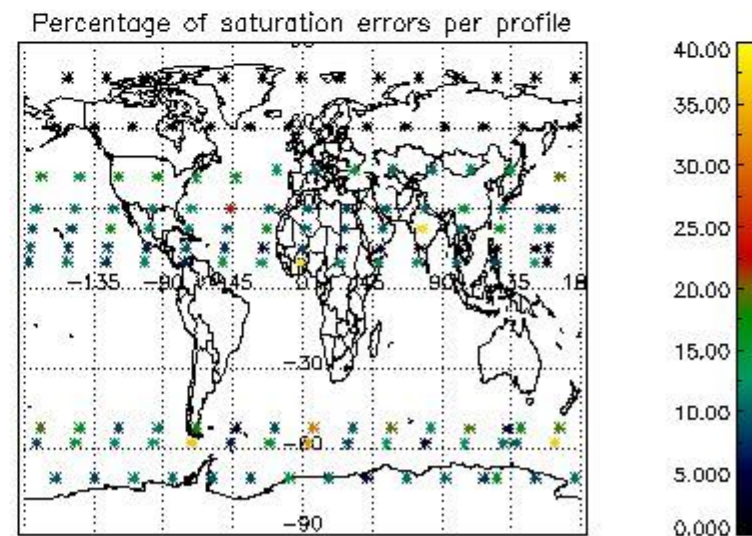
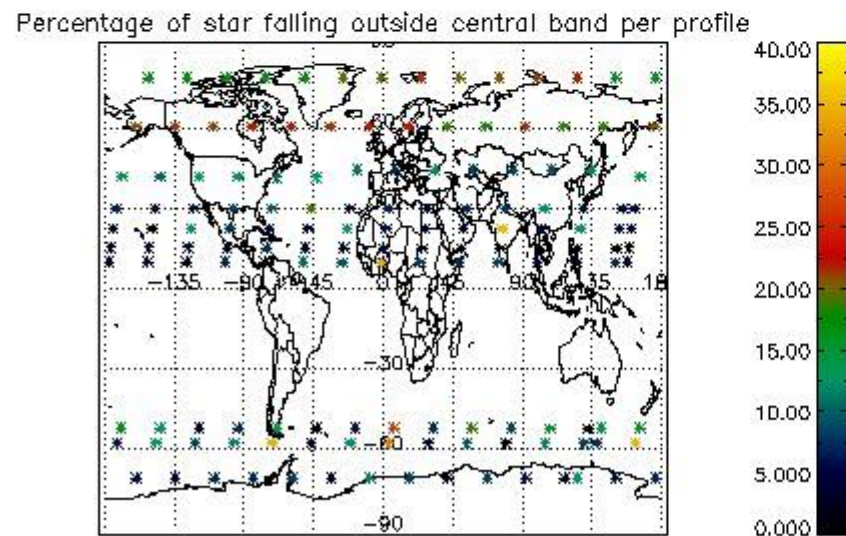
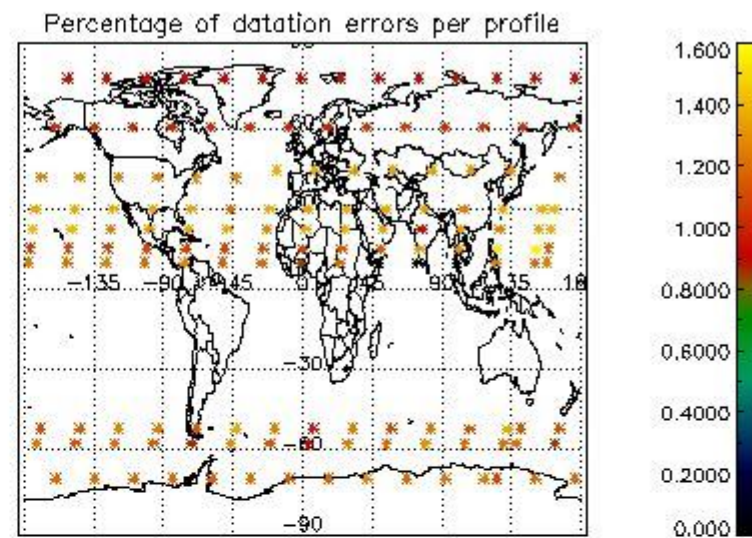
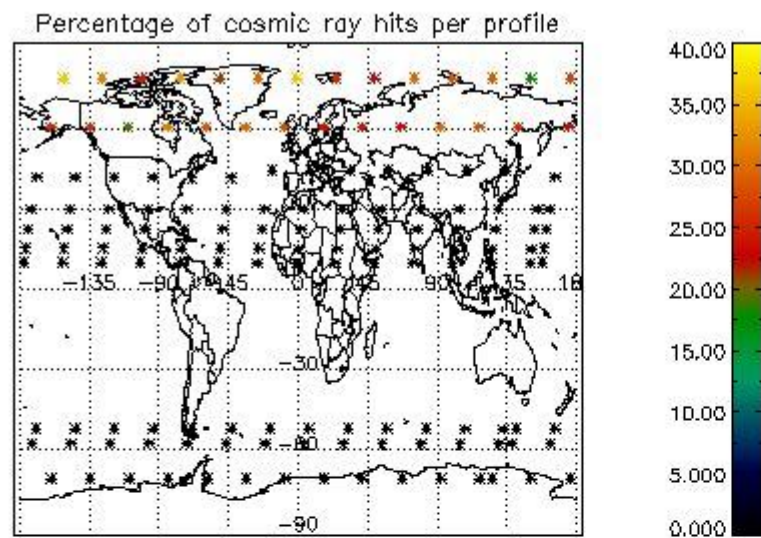
Percentage of star falling outside central band per profile



Percentage of saturation errors per profile



4.2.2 Plot level 1 quality information per product (world map): ENVISAT DESCENDING passes



5. Trace gas profiles

5.1 Ozone statistics based on quality of products

The final quality of the products can be "measured" using the STD (Standard Deviation) attached to every point profile. This information is written to the parameter GOM_NL__2P/NL_LOCAL_SPECIES_DENSITY/o3_std of the level 2 products. The table below shows the statistics for given STD ranges.

The statistics are given with respect to the overall valid production:

- Products without fatal errors: GOM_NL__2P/MPH/PRODUCT_ERR=0
- Valid point profile: GOM_NL__2P/NL_LOCAL_SPECIES_DENSITY/pcd(0)=0

The 'Criteria' is applied to valid points of dark limb products:

- Products in dark limb illumination condition: GOM_NL__2P/NL_SUMMARY_QUALITY/obs_ill_cond=0
- Products without fatal errors: GOM_NL__2P/MPH/PRODUCT_ERR=0
- Valid point profile: GOM_NL__2P/NL_LOCAL_SPECIES_DENSITY/pcd(0)=0

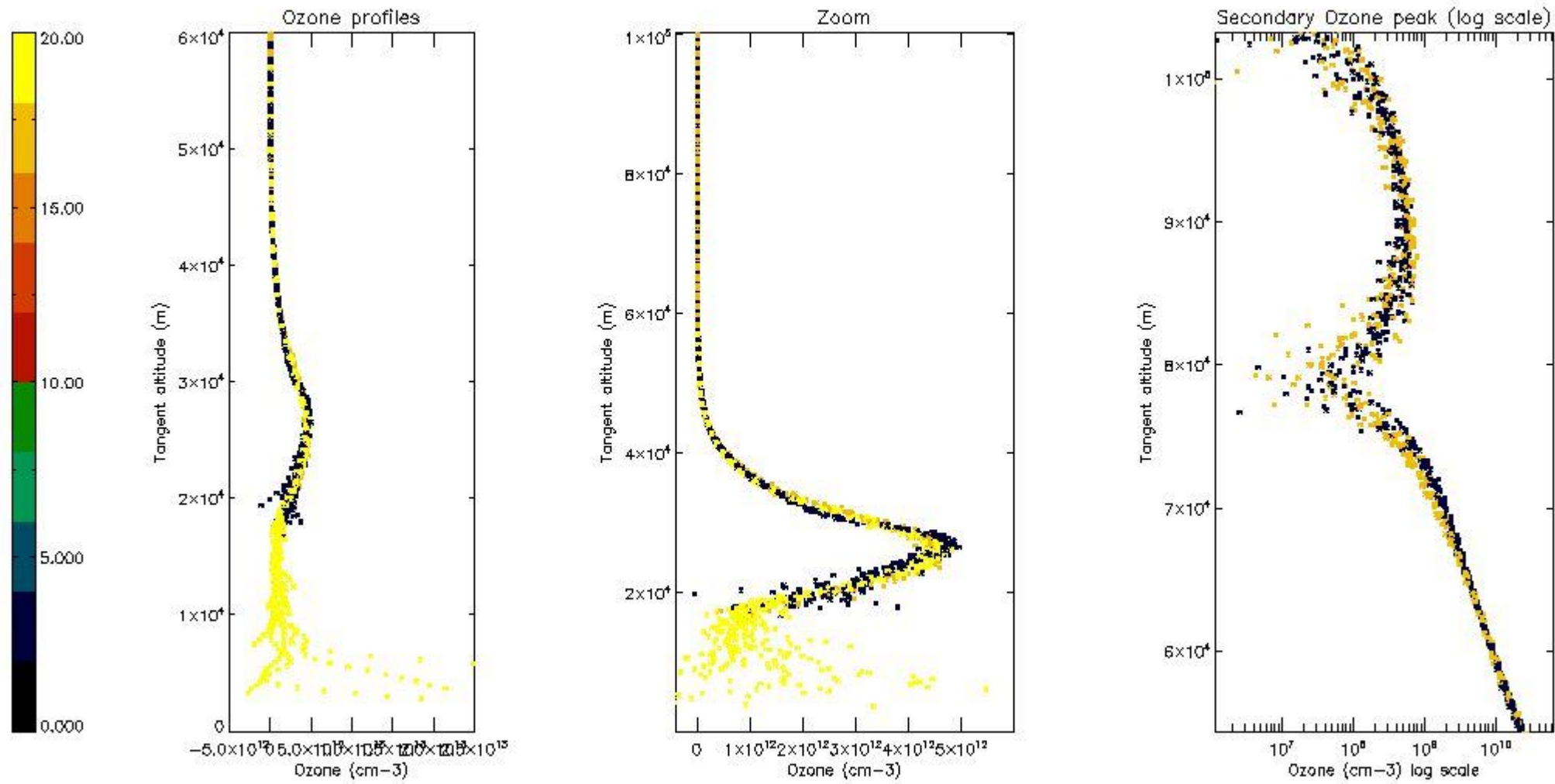
So, the table below shows the percentage of dark limb and valid observations for each criteria with respect to the overall valid daily observations.

Criteria	% of total production
All STD	17
STD < 20	13

STD < 10	11
STD < 5	9

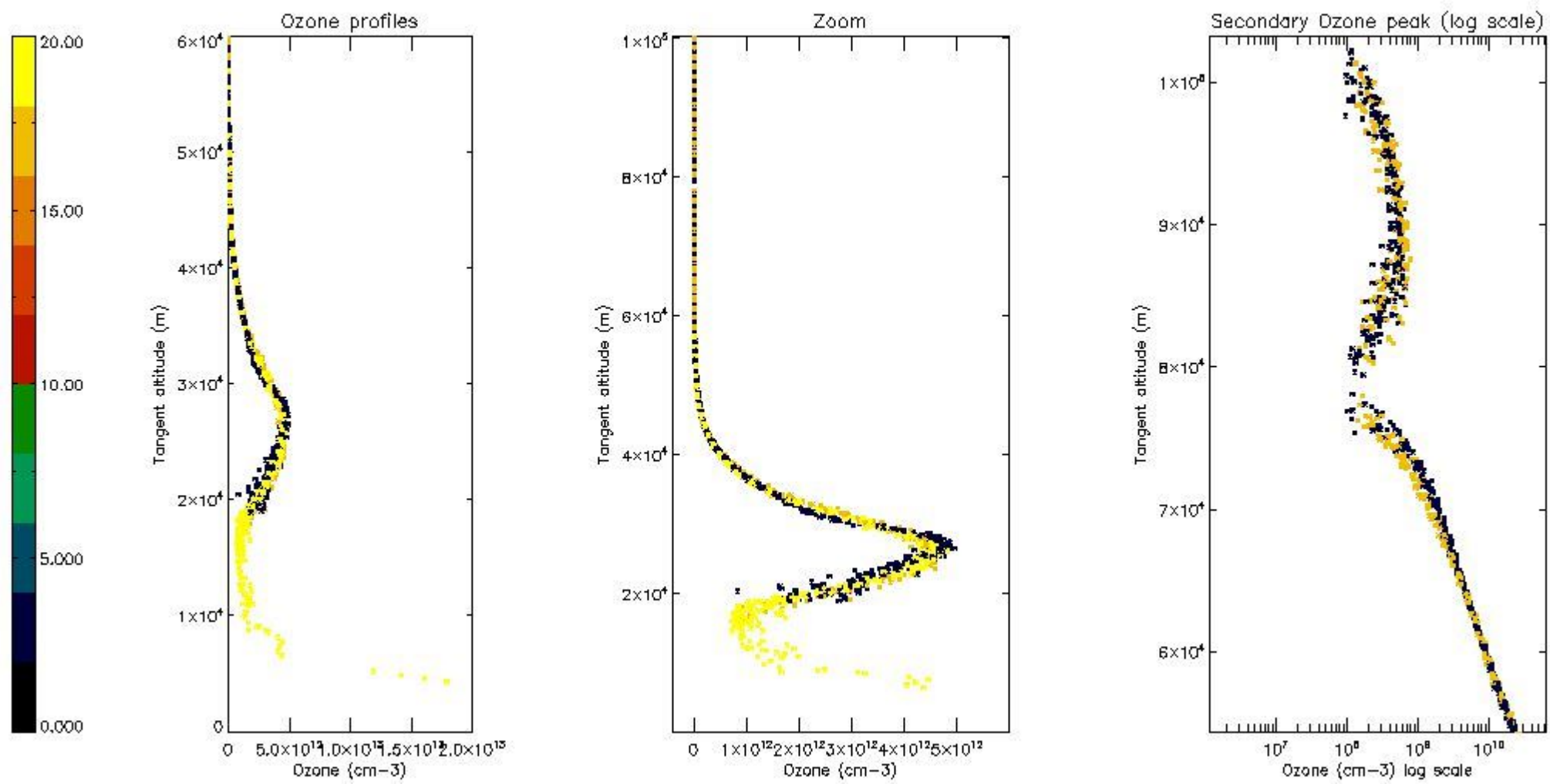
5.2 Plot ozone profiles for all STD (dark without errors)

The colorbar represents the latitude.



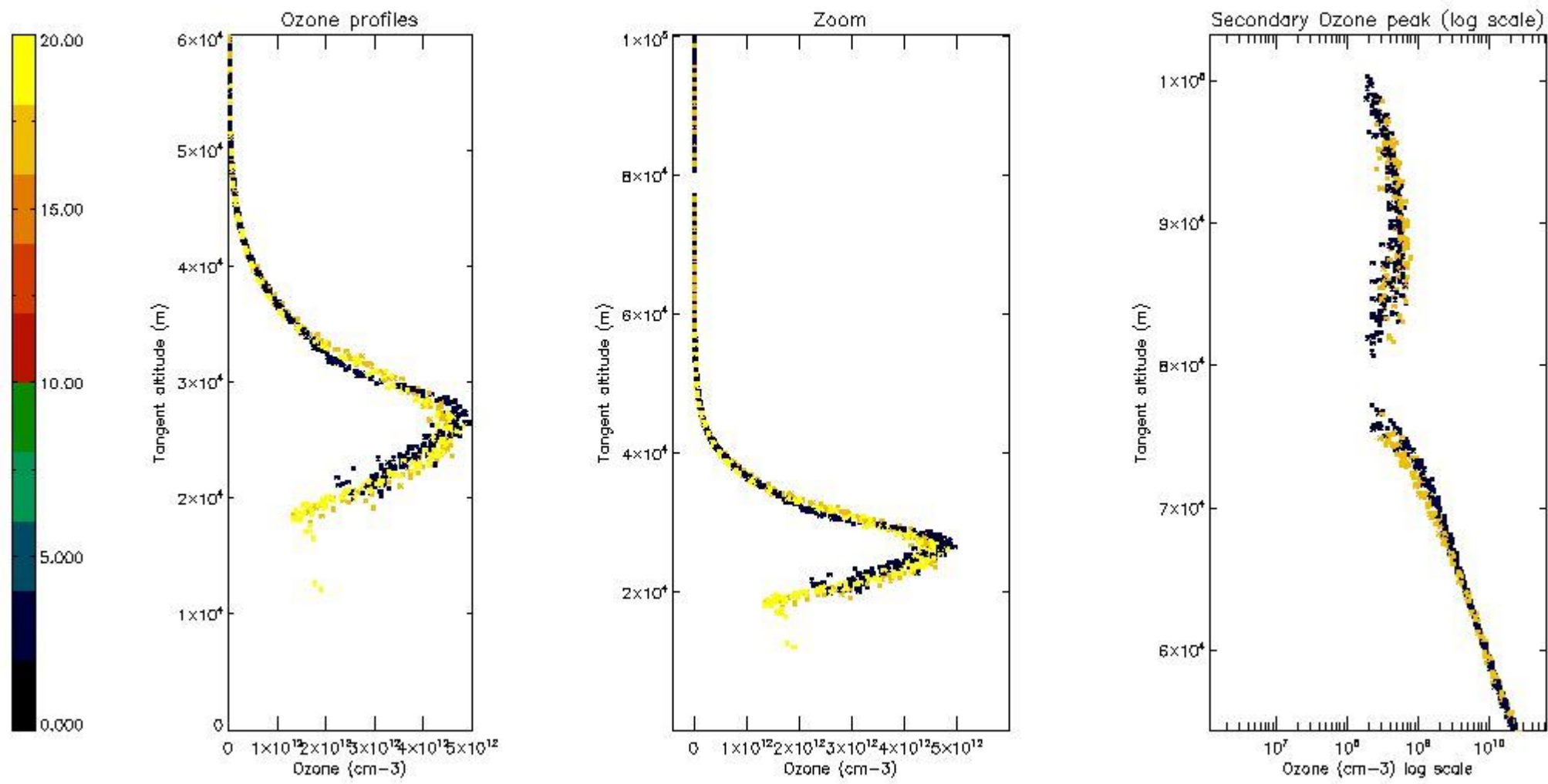
5.3 Plot ozone profiles where STD < 20% (dark without errors)

The colorbar represents the latitude.



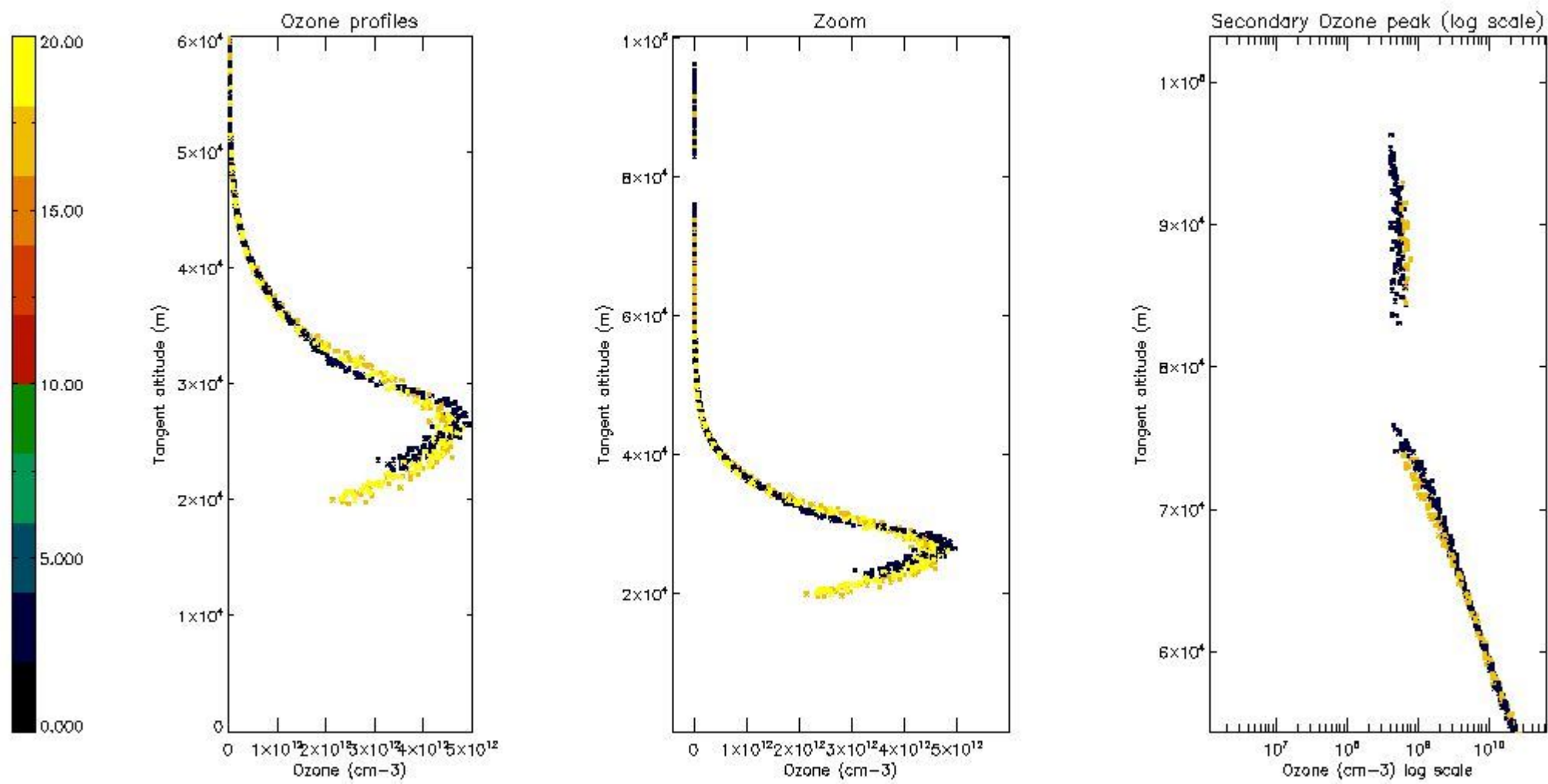
5.4 Plot ozone profiles where STD < 10% (dark without errors)

The colorbar represents the latitude.



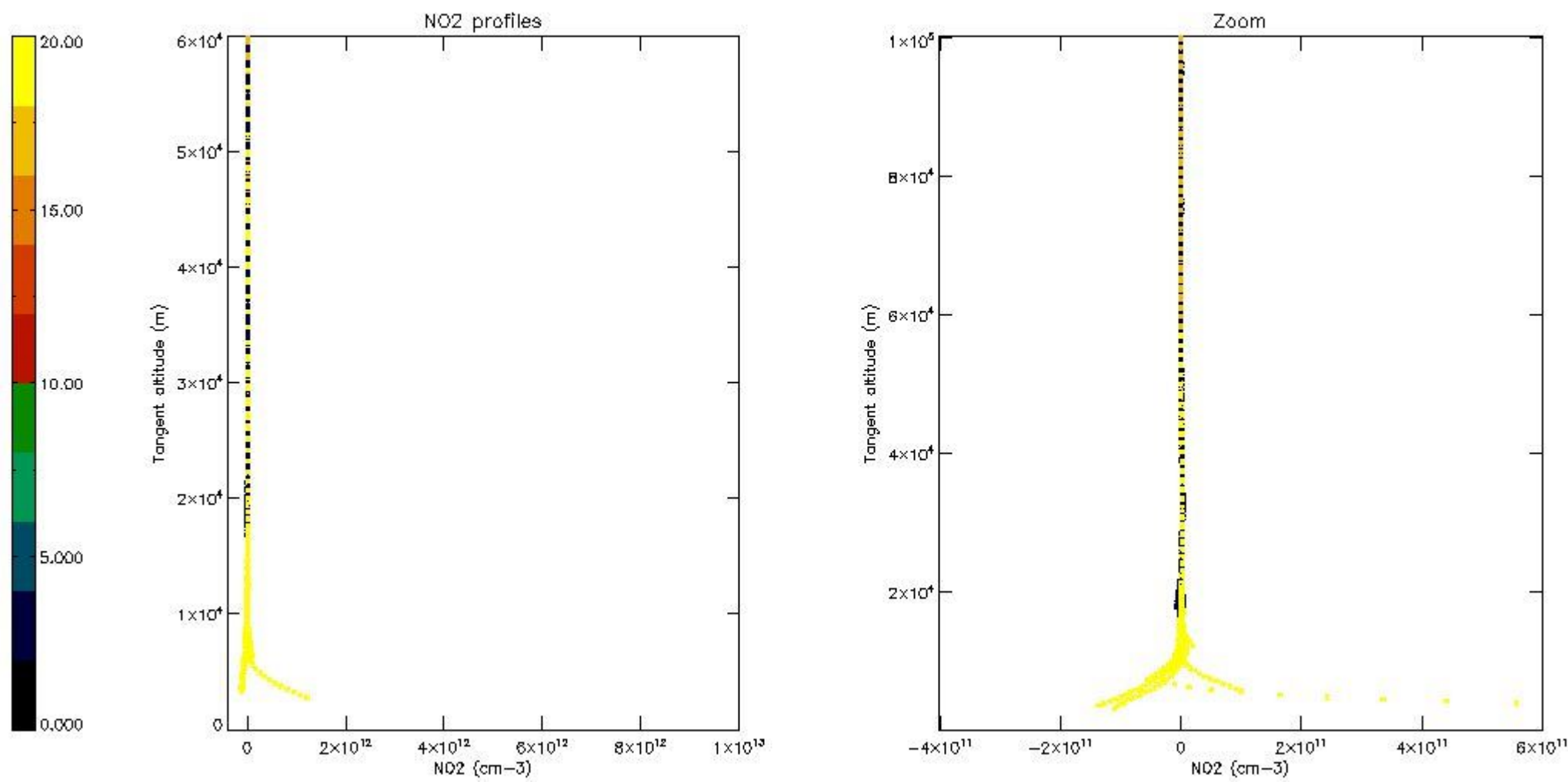
5.5 Plot ozone profiles where STD < 5% (dark without errors)

The colorbar represents the latitude.



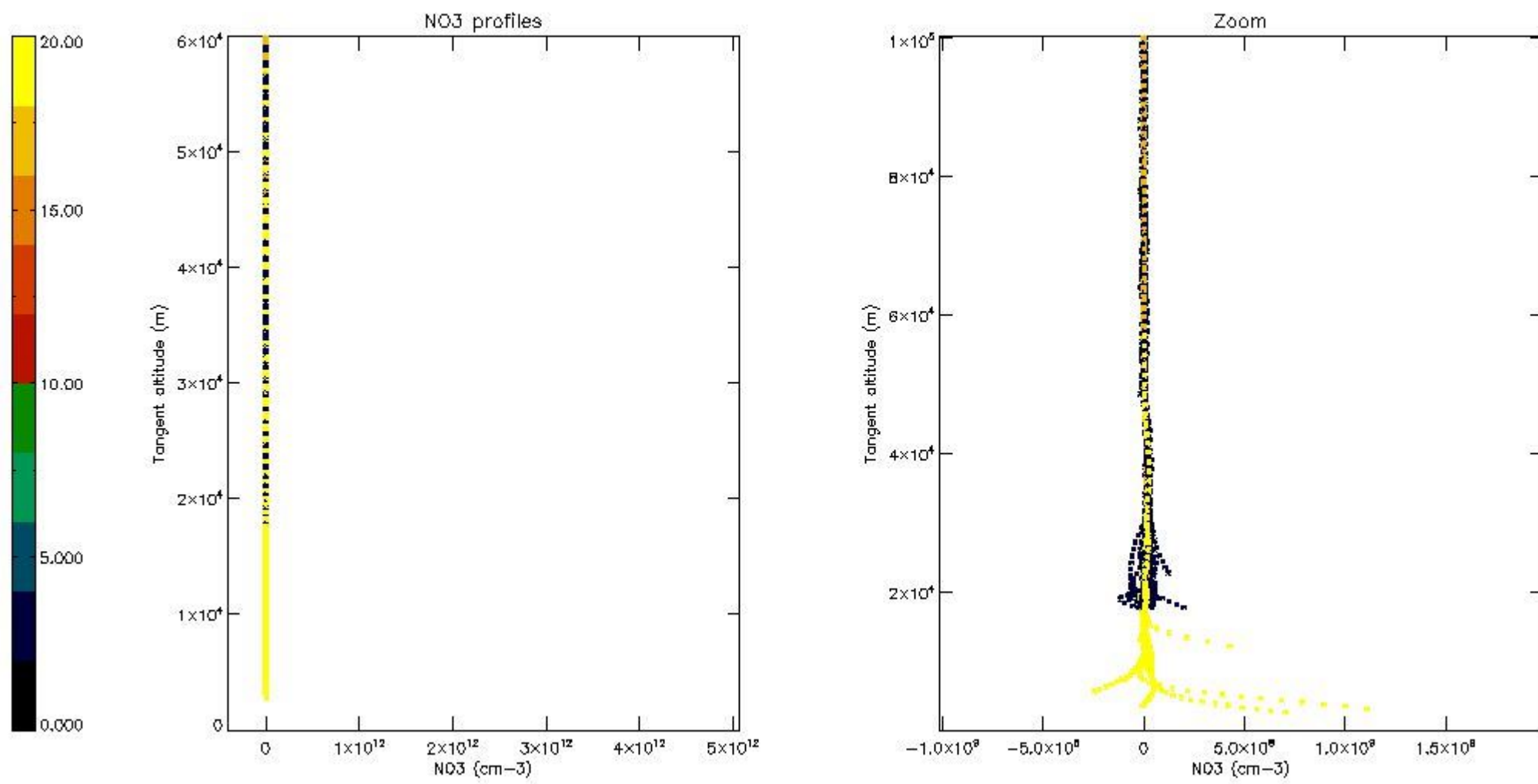
5.6 Plot NO₂ profiles for all STD (dark without errors)

The colorbar represents the latitude.



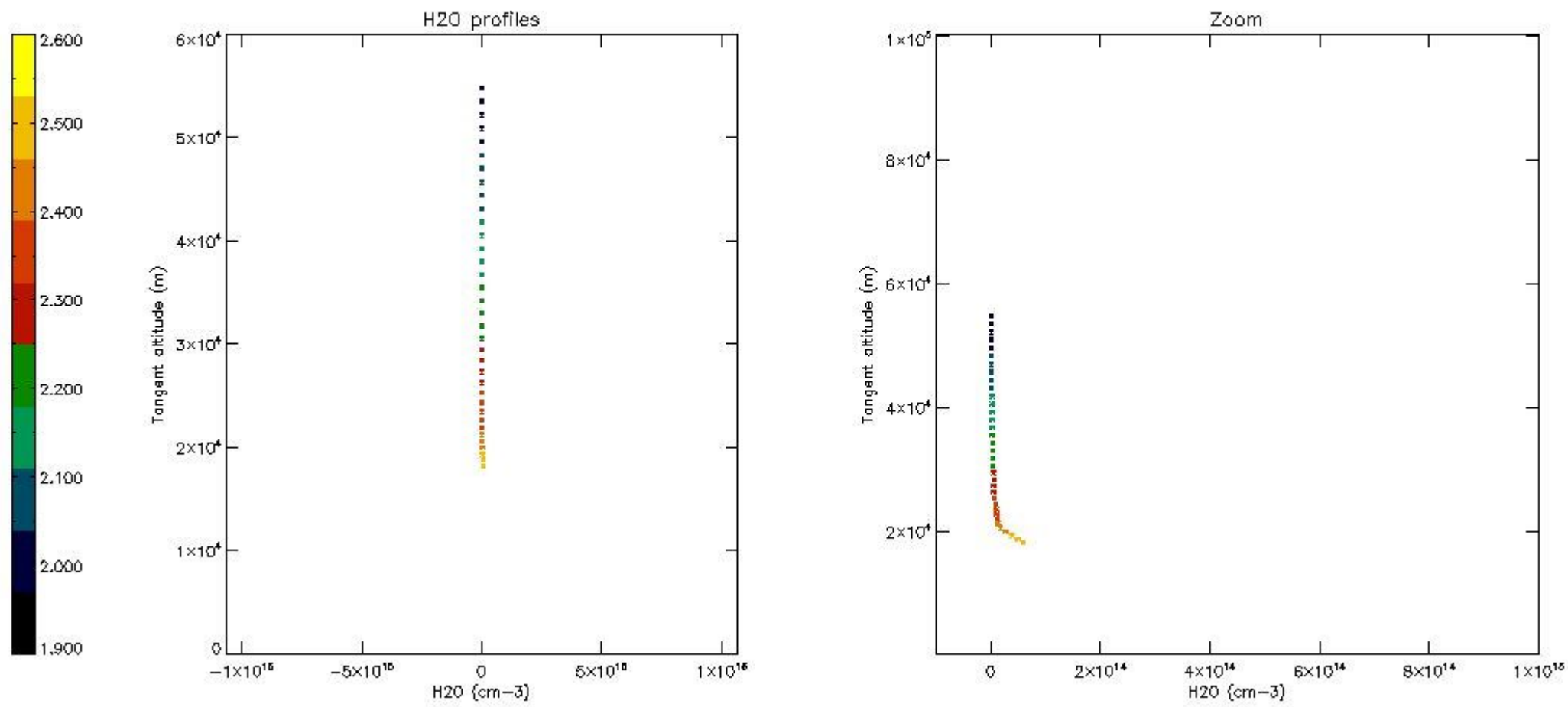
5.7 Plot NO3 profiles for all STD (dark without errors)

The colorbar represents the latitude.



5.8 Plot H₂O profiles for all STD (only for occultations of stars 1,2,3,4,13,14,16,26,63 dark without errors)

The colorbar represents the latitude.



6. Auxiliary Data Files used for the production reported in section 2

The number reported in the third column indicates since which file (see list in section 2) the corresponding auxiliary file has been used. The fourth column is the date of those product files.

Type	Auxiliary Filename	Used since product	Used since product date
INST_PHYS_CHARACTERISTICS	GOM_INS_AXVIEC20091111_143220_20030716_120000_20500101_000000	1	10-NOV-2009 00:01:44
LEVEL-2_PROC_CONFIG	GOM_PR2_AXVIEC20091111_152718_20020301_000000_20500101_000000	1	10-NOV-2009 00:01:44
CROSS_SECTIONS_FILE	GOM_CRS_AXVIEC20091111_154832_20020301_000000_20500101_000000	1	10-NOV-2009 00:01:44

GOMOS Level 2 Daily Report

SUMMARY

[1. General Info](#)

[2. Summary of processed GOM_NL_2P products](#)

[3. Level 2 Quality information per product](#)

[3.1 Plot of level 2 quality information per product \(time dependant\)](#)

[3.2 Plot of level 2 quality information per product \(world map\)](#)

[4. Level 1 Quality information per product \(stored on level 2 products\)](#)

[4.1 Plot of level 1 quality information per product \(time dependant\)](#)

[4.1.1 Plot of level 1 quality information per product \(time dependant\): ASCENDING](#)

[4.1.2 Plot of level 1 quality information per product \(time dependant\): DESCENDING](#)

[4.2 Plot of level 1 quality information per product \(world map\)](#)

[4.2.1 Plot of level 1 quality information per product \(world map\): ASCENDING](#)

[4.2.2 Plot of level 1 quality information per product \(world map\): DESCENDING](#)

[5. Ozone profiles based on quality statistics and other trace gas profiles](#)

[5.1 Ozone statistics based on quality of products](#)

[5.2 Plot ozone profiles for all STD \(dark without errors\)](#)

[5.3 Plot ozone profiles where STD < 20% \(dark without errors\)](#)

[5.4. Plot ozone profiles where STD < 10% \(dark without errors\)](#)

[5.5. Plot ozone profiles where STD < 5% \(dark without errors\)](#)

[5.6 Plot NO2 profiles for all STD \(dark without errors\)](#)

[5.7 Plot NO3 profiles for all STD \(dark without errors\)](#)

[5.8 Plot H2O profiles \(only for occultations of stars 1,2,3,4,13,14,16,26,63 dark without errors\) for all STD](#)

[6. Auxiliary Data Files used for the production reported in section 2](#)

This report presents the daily analysis on parameters extracted from GOMOS level 2 data (GOM_NL__2P). It is intended to monitor some important parameters that will impact the quality of these products. A list of level 2 products (and content) that have arrived during the reporting day to the PCF is also given.

Item	Value
Time of report generation	26APR2013 13:47:43
Data source version	GOMOS/6.01
Start time of products	10-11-2009 (10NOV2009 00:00:00)
Stop time of products	11-11-2009 (11NOV2009 00:00:00)
Store outputs in DB	Yes
Nb of level 2 prods	189
Nb of prods with errors	0

2. Summary of processed GOM_NL__2P products.

Nr	Filename	UTC Start time	Limb	Duration	Star Id	Star Name	Star Mag	Star Temp	Nb Meas	Orbit	Prod. error
1	GOM_NL__2PRFIN20091110_000144_000000362084_00102_40236_9628.N1	10-NOV-2009 00:01:44	Bright	36.000	173	4Bet Tri	3.0040	8900.0	72	40236	No
2	GOM_NL__2PRFIN20091110_000348_000000372084_00102_40236_9629.N1	10-NOV-2009 00:03:48	Bright	37.000	73	57Gam1And	2.2600	13100.	74	40236	No
3	GOM_NL__2PRFIN20091110_000556_000000322084_00102_40236_9630.N1	10-NOV-2009 00:05:56	Twilight	32.000	149	45Eps Per	2.8880	30000.	64	40236	No
4	GOM_NL__2PRFIN20091110_000723_000000432084_00102_40236_9631.N1	10-NOV-2009 00:07:23	Bright	42.500	35	33Alp Per	1.7950	6250.0	85	40236	No
5	GOM_NL__2PRFIN20091110_002450_000000372084_00102_40236_9632.N1	10-NOV-2009 00:24:50	Bright	37.000	36	50Alp UMa	1.8000	6300.0	74	40236	No
6	GOM_NL__2PRFIN20091110_002628_000000422084_00102_40236_9633.N1	10-NOV-2009 00:26:28	Bright	41.500	82	48Bet UMa	2.3650	10600.	83	40236	No
7	GOM_NL__2PRFIN20091110_003021_000000402084_00102_40236_9634.N1	10-NOV-2009 00:30:21	Bright	40.000	174	52Psi UMa	3.0040	4400.0	80	40236	No
8	GOM_NL__2PRFIN20091110_003824_000000432084_00102_40236_9635.N1	10-NOV-2009 00:38:24	Bright	43.000	96	68Del Leo	2.5600	9300.0	86	40236	No
9	GOM_NL__2PRFIN20091110_010550_000000482084_00103_40237_9635.N1	10-NOV-2009 01:05:50	Dark	48.000	34	Gam2Vel	1.7930	23000.	96	40237	No
10	GOM_NL__2PRFIN20091110_011050_000000442084_00103_40237_9636.N1	10-NOV-2009 01:10:50	Dark	44.000	2	Alp Car	-0.73600	7000.0	88	40237	No
11	GOM_NL__2PRFIN20091110_012745_000000532084_00103_40237_9637.N1	10-NOV-2009 01:27:45	Straylight	53.000	165	34Gam Eri	2.9500	3200.0	106	40237	No
12	GOM_NL__2PRFIN20091110_013332_000000492084_00103_40237_9638.N1	10-NOV-2009 01:33:32	Twilight	48.500	94	92Alp Cet	2.5260	3100.0	97	40237	No
13	GOM_NL__2PRFIN20091110_013812_000000392084_00103_40237_9639.N1	10-NOV-2009 01:38:12	Bright	38.500	105	6Bet Ari	2.6450	8900.0	77	40237	No
14	GOM_NL__2PRFIN20091110_014220_000000372084_00103_40237_9640.N1	10-NOV-2009 01:42:20	Bright	36.500	173	4Bet Tri	3.0040	8900.0	73	40237	No
15	GOM_NL__2PRFIN20091110_014424_000000402084_00103_40237_9641.N1	10-NOV-2009 01:44:24	Bright	39.500	73	57Gam1And	2.2600	13100.	79	40237	No
16	GOM_NL__2PRFIN20091110_014631_000000322084_00103_40237_9642.N1	10-NOV-2009 01:46:31	Twilight	32.000	149	45Eps Per	2.8880	30000.	64	40237	No
17	GOM_NL__2PRFIN20091110_014758_000000402084_00103_40237_9643.N1	10-NOV-2009 01:47:58	Bright	40.000	35	33Alp Per	1.7950	6250.0	80	40237	No
18	GOM_NL__2PRFIN20091110_020525_000000452084_00103_40237_9644.N1	10-NOV-2009 02:05:25	Bright	44.500	36	50Alp UMa	1.8000	6300.0	89	40237	No
19	GOM_NL__2PRFIN20091110_020703_000000422084_00103_40237_9645.N1	10-NOV-2009 02:07:03	Bright	42.000	82	48Bet UMa	2.3650	10600.	84	40237	No
20	GOM_NL__2PRFIN20091110_021057_000000422084_00103_40237_9646.N1	10-NOV-2009 02:10:57	Bright	41.500	174	52Psi UMa	3.0040	4400.0	83	40237	No
21	GOM_NL__2PRFIN20091110_021900_000000552084_00103_40237_9647.N1	10-NOV-2009 02:19:00	Bright	55.000	96	68Del Leo	2.5600	9300.0	110	40237	No
22	GOM_NL__2PRFIN20091110_024627_000000492084_00104_40238_9646.N1	10-NOV-2009 02:46:27	Dark	49.000	34	Gam2Vel	1.7930	23000.	98	40238	No
23	GOM_NL__2PRFIN20091110_025127_000000522084_00104_40238_9647.N1	10-NOV-2009 02:51:27	Dark	51.500	2	Alp Car	-0.73600	7000.0	103	40238	No
24	GOM_NL__2PRFIN20091110_030821_000000532084_00104_40238_9648.N1	10-NOV-2009 03:08:21	Straylight	53.000	165	34Gam Eri	2.9500	3200.0	106	40238	No
25	GOM_NL__2PRFIN20091110_031408_000000492084_00104_40238_9649.N1	10-NOV-2009 03:14:08	Twilight	48.500	94	92Alp Cet	2.5260	3100.0	97	40238	No
26	GOM_NL__2PRFIN20091110_031847_000000382084_00104_40238_9650.N1	10-NOV-2009 03:18:47	Bright	37.500	105	6Bet Ari	2.6450	8900.0	75	40238	No
27	GOM_NL__2PRFIN20091110_032256_000000402084_00104_40238_9651.N1	10-NOV-2009 03:22:56	Bright	40.000	173	4Bet Tri	3.0040	8900.0	80	40238	No
28	GOM_NL__2PRFIN20091110_032500_000000372084_00104_40238_9652.N1	10-NOV-2009 03:25:00	Bright	37.000	73	57Gam1And	2.2600	13100.	74	40238	No
29	GOM_NL__2PRFIN20091110_032707_000000382084_00104_40238_9653.N1	10-NOV-2009 03:27:07	Bright	38.000	149	45Eps Per	2.8880	30000.	76	40238	No
30	GOM_NL__2PRFIN20091110_032834_000000412084_00104_40238_9654.N1	10-NOV-2009 03:28:34	Bright	40.500	35	33Alp Per	1.7950	6250.0	81	40238	No
31	GOM_NL__2PRFIN20091110_034601_000000412084_00104_40238_9655.N1	10-NOV-2009 03:46:01	Bright	41.000	36	50Alp UMa	1.8000	6300.0	82	40238	No
32	GOM_NL__2PRFIN20091110_034739_000000392084_00104_40238_9656.N1	10-NOV-2009 03:47:39	Bright	38.500	82	48Bet UMa	2.3650	10600.	77	40238	No
33	GOM_NL__2PRFIN20091110_035133_000000422084_00104_40238_9657.N1	10-NOV-2009 03:51:33	Bright	42.000	174	52Psi UMa	3.0040	4400.0	84	40238	No
34	GOM_NL__2PRFIN20091110_035936_000000502084_00104_40238_9658.N1	10-NOV-2009 03:59:36	Bright	49.500	96	68Del Leo	2.5600	9300.0	99	40238	No
35	GOM_NL__2PRFIN20091110_042704_000000472084_00105_40239_9657.N1	10-NOV-2009 04:27:04	Dark	47.000	34	Gam2Vel	1.7930	23000.	94	40239	No
36	GOM_NL__2PRFIN20091110_043203_000000582084_00105_40239_9658.N1	10-NOV-2009 04:32:03	Dark	57.500	2	Alp Car	-0.73600	7000.0	115	40239	No
37	GOM_NL__2PRFIN20091110_044857_000000572084_00105_40239_9659.N1	10-NOV-2009 04:48:57	Straylight	57.000	165	34Gam Eri	2.9500	3200.0	114	40239	No
38	GOM_NL__2PRFIN20091110_045444_000000492084_00105_40239_9660.N1	10-NOV-2009 04:54:44	Twilight	49.000	94	92Alp Cet	2.5260	3100.0	98	40239	No
39	GOM_NL__2PRFIN20091110_045924_000000372084_00105_40239_9661.N1	10-NOV-2009 04:59:24	Bright	37.000	105	6Bet Ari	2.6450	8900.0	74	40239	No
40	GOM_NL__2PRFIN20091110_050332_000000382084_00105_40239_9662.N1	10-NOV-2009 05:03:32	Bright	37.500	173	4Bet Tri	3.0040	8900.0	75	40239	No
41	GOM_NL__2PRFIN20091110_050535_000000542084_00105_40239_9663.N1	10-NOV-2009 05:05:35	Bright	54.000	73	57Gam1And	2.2600	13100.	108	40239	No
42	GOM_NL__2PRFIN20091110_050742_000000382084_00105_40239_9664.N1	10-NOV-2009 05:07:42	Bright	38.000	149	45Eps Per	2.8880	30000.	76	40239	No

43	GOM_NL__2PRFIN20091110_050909_000000422084_00105_40239_9665.N1	10-NOV-2009 05:09:09	Bright	42.000	35	33Alp Per	1.7950	6250.0	84	40239	No
44	GOM_NL__2PRFIN20091110_052637_000000462084_00105_40239_9666.N1	10-NOV-2009 05:26:37	Bright	45.500	36	50Alp UMa	1.8000	6300.0	91	40239	No
45	GOM_NL__2PRFIN20091110_052815_000000422084_00105_40239_9667.N1	10-NOV-2009 05:28:15	Bright	42.000	82	48Bet UMa	2.3650	10600.	84	40239	No
46	GOM_NL__2PRFIN20091110_053209_000000392084_00105_40239_9668.N1	10-NOV-2009 05:32:09	Bright	39.000	174	52Psi UMa	3.0040	4400.0	78	40239	No
47	GOM_NL__2PRFIN20091110_054012_000000442084_00105_40239_9669.N1	10-NOV-2009 05:40:12	Bright	43.500	96	68Del Leo	2.5600	9300.0	87	40239	No
48	GOM_NL__2PRFIN20091110_060741_000000472084_00106_40240_9668.N1	10-NOV-2009 06:07:41	Dark	47.000	34	Gam2Vel	1.7930	23000.	94	40240	No
49	GOM_NL__2PRFIN20091110_061240_000000482084_00106_40240_9669.N1	10-NOV-2009 06:12:40	Dark	47.500	2	Alp Car	-0.73600	7000.0	95	40240	No
50	GOM_NL__2PRFIN20091110_062933_000000572084_00106_40240_9670.N1	10-NOV-2009 06:29:33	Straylight	57.000	165	34Gam Eri	2.9500	3200.0	114	40240	No
51	GOM_NL__2PRFIN20091110_063520_000000482084_00106_40240_9671.N1	10-NOV-2009 06:35:20	Twilight_and_stray	47.500	94	92Alp Cet	2.5260	3100.0	95	40240	No
52	GOM_NL__2PRFIN20091110_063959_000000372084_00106_40240_9672.N1	10-NOV-2009 06:39:59	Bright	37.000	105	6Bet Ari	2.6450	8900.0	74	40240	No
53	GOM_NL__2PRFIN20091110_064408_000000372084_00106_40240_9673.N1	10-NOV-2009 06:44:08	Bright	36.500	173	4Bet Tri	3.0040	8900.0	73	40240	No
54	GOM_NL__2PRFIN20091110_064611_000000372084_00106_40240_9674.N1	10-NOV-2009 06:46:11	Bright	37.000	73	57Gam1And	2.2600	13100.	74	40240	No
55	GOM_NL__2PRFIN20091110_064817_000000442084_00106_40240_9675.N1	10-NOV-2009 06:48:17	Bright	44.000	149	45Eps Per	2.8880	30000.	88	40240	No
56	GOM_NL__2PRFIN20091110_064945_000000422084_00106_40240_9676.N1	10-NOV-2009 06:49:45	Bright	41.500	35	33Alp Per	1.7950	6250.0	83	40240	No
57	GOM_NL__2PRFIN20091110_070713_000000412084_00106_40240_9677.N1	10-NOV-2009 07:07:13	Bright	40.500	36	50Alp UMa	1.8000	6300.0	81	40240	No
58	GOM_NL__2PRFIN20091110_070851_000000412084_00106_40240_9678.N1	10-NOV-2009 07:08:51	Bright	40.500	82	48Bet UMa	2.3650	10600.	81	40240	No
59	GOM_NL__2PRFIN20091110_071245_000000432084_00106_40240_9679.N1	10-NOV-2009 07:12:45	Bright	42.500	174	52Psi UMa	3.0040	4400.0	85	40240	No
60	GOM_NL__2PRFIN20091110_072049_000000582084_00106_40240_9680.N1	10-NOV-2009 07:20:49	Bright	58.000	96	68Del Leo	2.5600	9300.0	116	40240	No
61	GOM_NL__2PRFIN20091110_074818_000000472084_00107_40241_9679.N1	10-NOV-2009 07:48:18	Dark	47.000	34	Gam2Vel	1.7930	23000.	94	40241	No
62	GOM_NL__2PRFIN20091110_075317_000000502084_00107_40241_9680.N1	10-NOV-2009 07:53:17	Dark	50.000	2	Alp Car	-0.73600	7000.0	100	40241	No
63	GOM_NL__2PRFIN20091110_081009_000000562084_00107_40241_9681.N1	10-NOV-2009 08:10:09	Straylight	56.000	165	34Gam Eri	2.9500	3200.0	112	40241	No
64	GOM_NL__2PRFIN20091110_081555_000000482084_00107_40241_9682.N1	10-NOV-2009 08:15:55	Twilight_and_stray	48.000	94	92Alp Cet	2.5260	3100.0	96	40241	No
65	GOM_NL__2PRFIN20091110_082035_000000382084_00107_40241_9683.N1	10-NOV-2009 08:20:35	Bright	38.000	105	6Bet Ari	2.6450	8900.0	76	40241	No
66	GOM_NL__2PRFIN20091110_082443_000000362084_00107_40241_9684.N1	10-NOV-2009 08:24:43	Bright	36.000	173	4Bet Tri	3.0040	8900.0	72	40241	No
67	GOM_NL__2PRFIN20091110_082647_000000362084_00107_40241_9685.N1	10-NOV-2009 08:26:47	Bright	36.000	73	57Gam1And	2.2600	13100.	72	40241	No
68	GOM_NL__2PRFIN20091110_082852_000000442084_00107_40241_9686.N1	10-NOV-2009 08:28:52	Bright	44.000	149	45Eps Per	2.8880	30000.	88	40241	No
69	GOM_NL__2PRFIN20091110_083021_000000422084_00107_40241_9687.N1	10-NOV-2009 08:30:21	Bright	42.000	35	33Alp Per	1.7950	6250.0	84	40241	No
70	GOM_NL__2PRFIN20091110_084749_000000522084_00107_40241_9688.N1	10-NOV-2009 08:47:49	Bright	52.000	36	50Alp UMa	1.8000	6300.0	104	40241	No
71	GOM_NL__2PRFIN20091110_084927_000000552084_00107_40241_9689.N1	10-NOV-2009 08:49:27	Bright	54.500	82	48Bet UMa	2.3650	10600.	109	40241	No
72	GOM_NL__2PRFIN20091110_085321_000000442084_00107_40241_9690.N1	10-NOV-2009 08:53:21	Bright	44.000	174	52Psi UMa	3.0040	4400.0	88	40241	No
73	GOM_NL__2PRFIN20091110_090125_000000442084_00107_40241_9691.N1	10-NOV-2009 09:01:25	Bright	44.000	96	68Del Leo	2.5600	9300.0	88	40241	No
74	GOM_NL__2PRFIN20091110_092855_000000472084_00108_40242_9690.N1	10-NOV-2009 09:28:55	Dark	46.500	34	Gam2Vel	1.7930	23000.	93	40242	No
75	GOM_NL__2PRFIN20091110_093353_000000522084_00108_40242_9691.N1	10-NOV-2009 09:33:53	Dark	52.000	2	Alp Car	-0.73600	7000.0	104	40242	No
76	GOM_NL__2PRFIN20091110_095045_000000552084_00108_40242_9692.N1	10-NOV-2009 09:50:45	Straylight	55.000	165	34Gam Eri	2.9500	3200.0	110	40242	No
77	GOM_NL__2PRFIN20091110_095631_000000512084_00108_40242_9693.N1	10-NOV-2009 09:56:31	Twilight_and_stray	50.500	94	92Alp Cet	2.5260	3100.0	101	40242	No
78	GOM_NL__2PRFIN20091110_100111_000000372084_00108_40242_9694.N1	10-NOV-2009 10:01:11	Bright	36.500	105	6Bet Ari	2.6450	8900.0	73	40242	No
79	GOM_NL__2PRFIN20091110_100519_000000372084_00108_40242_9695.N1	10-NOV-2009 10:05:19	Bright	37.000	173	4Bet Tri	3.0040	8900.0	74	40242	No
80	GOM_NL__2PRFIN20091110_100723_000000372084_00108_40242_9696.N1	10-NOV-2009 10:07:23	Bright	36.500	73	57Gam1And	2.2600	13100.	73	40242	No
81	GOM_NL__2PRFIN20091110_100927_000000462084_00108_40242_9697.N1	10-NOV-2009 10:09:27	Bright	46.000	149	45Eps Per	2.8880	30000.	92	40242	No
82	GOM_NL__2PRFIN20091110_101056_000000602084_00108_40242_9698.N1	10-NOV-2009 10:10:56	Bright	60.000	35	33Alp Per	1.7950	6250.0	120	40242	No
83	GOM_NL__2PRFIN20091110_102824_000000402084_00108_40242_9699.N1	10-NOV-2009 10:28:24	Bright	40.000	36	50Alp UMa	1.8000	6300.0	80	40242	No
84	GOM_NL__2PRFIN20091110_103002_000000442084_00108_40242_9700.N1	10-NOV-2009 10:30:02	Bright	44.000	82	48Bet UMa	2.3650	10600.	88	40242	No
85	GOM_NL__2PRFIN20091110_103356_000000422084_00108_40242_9701.N1	10-NOV-2009 10:33:56	Bright	41.500	174	52Psi UMa	3.0040	4400.0	83	40242	No
86	GOM_NL__2PRFIN20091110_104201_000000432084_00108_40242_9702.N1	10-NOV-2009 10:42:01	Bright	43.000	96	68Del Leo	2.5600	9300.0	86	40242	No
87	GOM_NL__2PRFIN20091110_110931_000000472084_00109_40243_9721.N1	10-NOV-2009 11:09:31	Dark	47.000	34	Gam2Vel	1.7930	23000.	94	40243	No
88	GOM_NL__2PRFIN20091110_111430_000000492084_00109_40243_9722.N1	10-NOV-2009 11:14:30	Dark	48.500	2	Alp Car	-0.73600	7000.0	97	40243	No
89	GOM_NL__2PRFIN20091110_113121_000000572084_00109_40243_9723.N1	10-NOV-2009 11:31:21	Straylight	56.500	165	34Gam Eri	2.9500	3200.0	113	40243	No
90	GOM_NL__2PRFIN20091110_113707_000000512084_00109_40243_9724.N1	10-NOV-2009 11:37:07	Twilight_and_stray	50.500	94	92Alp Cet	2.5260	3100.0	101	40243	No
91	GOM_NL__2PRFIN20091110_114149_000000362084_00109_40243_9725.N1	10-NOV-2009 11:41:49	Bright	36.000	105	6Bet Ari	2.6450	8900.0	72	40243	No
92	GOM_NL__2PRFIN20091110_114555_000000372084_00109_40243_9726.N1	10-NOV-2009 11:45:55	Bright	36.500	173	4Bet Tri	3.0040	8900.0	73	40243	No
93	GOM_NL__2PRFIN20091110_114759_000000402084_00109_40243_9727.N1	10-NOV-2009 11:47:59	Bright	39.500	73	57Gam1And	2.2600	13100.	79	40243	No
94	GOM_NL__2PRFIN20091110_115002_000000452084_00109_40243_9728.N1	10-NOV-2009 11:50:02	Bright	45.000	149	45Eps Per	2.8880	30000.	90	40243	No
95	GOM_NL__2PRFIN20091110_115131_000000432084_00109_40243_9729.N1	10-NOV-2009 11:51:31	Bright	42.500	35	33Alp Per	1.7950	6250.0	85	40243	No
96	GOM_NL__2PRFIN20091110_120900_000000372084_00109_40243_9730.N1	10-NOV-2009 12:09:00	Bright	37.000	36	50Alp UMa	1.8000	6300.0	74	40243	No
97	GOM_NL__2PRFIN20091110_121038_000000392084_00109_40243_9731.N1	10-NOV-2009 12:10:38	Bright	39.000	82	48Bet UMa	2.3650	10600.	78	40243	No
98	GOM_NL__2PRFIN20091110_121432_000000432084_00109_40243_9732.N1	10-NOV-2009 12:14:32	Bright	43.000	174	52Psi UMa	3.0040	4400.0	86	40243	No
99	GOM_NL__2PRFIN20091110_122237_000000452084_00109_40243_9733.N1	10-NOV-2009 12:22:37	Bright	44.500	96	68Del Leo	2.5600	9300.0	89	40243	No
100	GOM_NL__2PRFIN20091110_125008_000000492084_00110_40244_9732.N1	10-NOV-2009 12:50:08	Dark	48.500	34	Gam2Vel	1.7930	23000.	97	40244	No
101	GOM_NL__2PRFIN20091110_125507_000000622084_00110_40244_9733.N1	10-NOV-2009 12:55:07	Dark	61.500	2	Alp Car	-0.73600	7000.0	123	40244	No

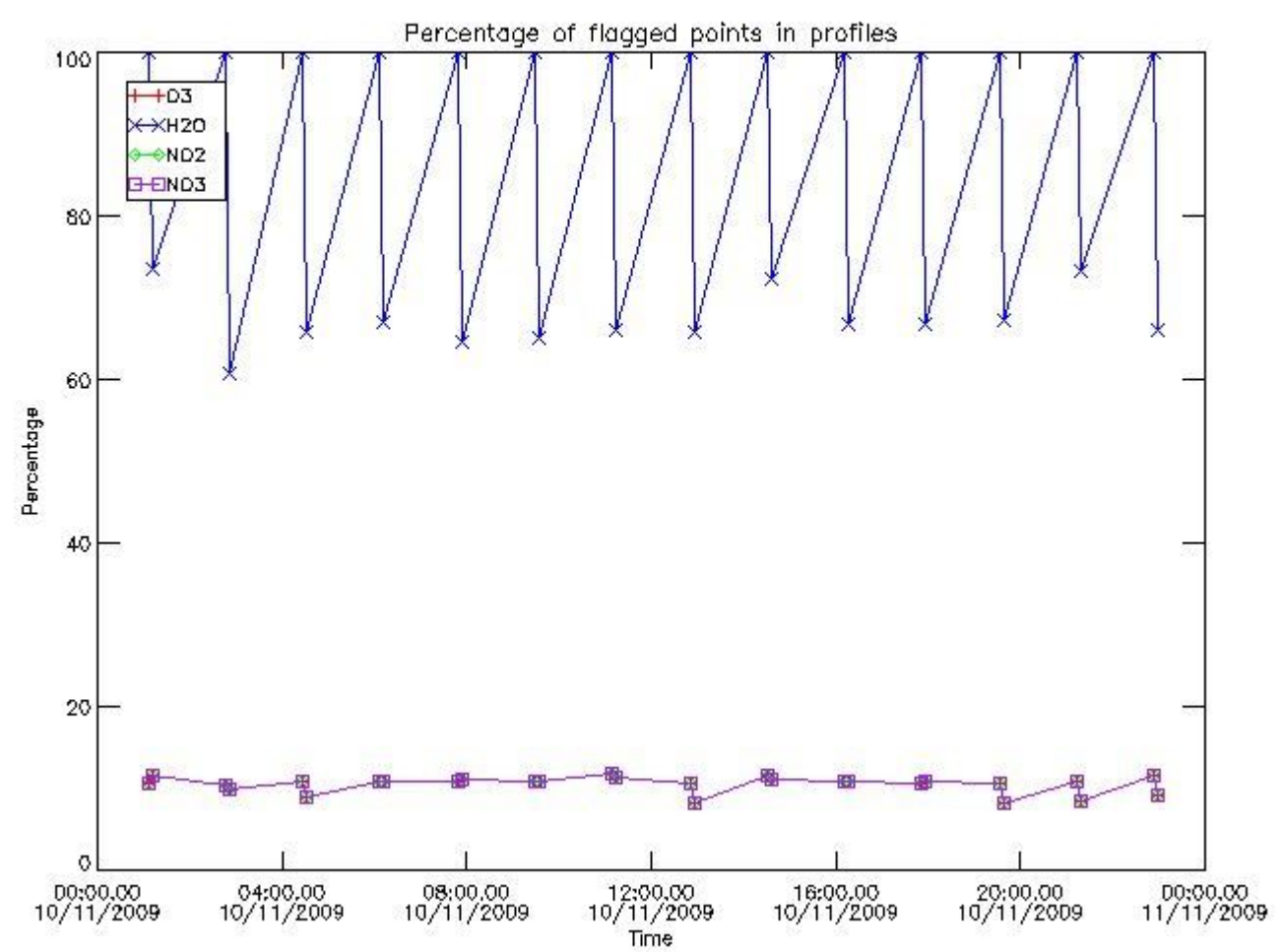
102	GOM_NL__2PRFIN20091110_131157_000000562084_00110_40244_9734.N1	10-NOV-2009 13:11:57	Straylight	55.500	165	34Gam Eri	2.9500	3200.0	111	40244	No
103	GOM_NL__2PRFIN20091110_131743_000000492084_00110_40244_9735.N1	10-NOV-2009 13:17:43	Tw_i_and_stray	49.000	94	92Alp Cet	2.5260	3100.0	98	40244	No
104	GOM_NL__2PRFIN20091110_132310_000000402084_00110_40244_9736.N1	10-NOV-2009 13:23:10	Bright	39.500	50	13Alp Ari	2.0070	4250.0	79	40244	No
105	GOM_NL__2PRFIN20091110_132631_000000432084_00110_40244_9737.N1	10-NOV-2009 13:26:31	Bright	42.500	173	4Bet Tri	3.0040	8900.0	85	40244	No
106	GOM_NL__2PRFIN20091110_132834_000000372084_00110_40244_9738.N1	10-NOV-2009 13:28:34	Bright	36.500	73	57Gam1And	2.2600	13100.	73	40244	No
107	GOM_NL__2PRFIN20091110_133037_000000462084_00110_40244_9739.N1	10-NOV-2009 13:30:37	Bright	46.000	149	45Eps Per	2.8880	30000.	92	40244	No
108	GOM_NL__2PRFIN20091110_133206_000000432084_00110_40244_9740.N1	10-NOV-2009 13:32:06	Bright	43.000	35	33Alp Per	1.7950	6250.0	86	40244	No
109	GOM_NL__2PRFIN20091110_134936_000000442084_00110_40244_9741.N1	10-NOV-2009 13:49:36	Bright	43.500	36	50Alp UMa	1.8000	6300.0	87	40244	No
110	GOM_NL__2PRFIN20091110_135114_000000582084_00110_40244_9742.N1	10-NOV-2009 13:51:14	Bright	57.500	82	48Bet UMa	2.3650	10600.	115	40244	No
111	GOM_NL__2PRFIN20091110_135508_000000432084_00110_40244_9743.N1	10-NOV-2009 13:55:08	Bright	42.500	174	52Psi UMa	3.0040	4400.0	85	40244	No
112	GOM_NL__2PRFIN20091110_140314_000000442084_00110_40244_9744.N1	10-NOV-2009 14:03:14	Bright	43.500	96	68Del Leo	2.5600	9300.0	87	40244	No
113	GOM_NL__2PRFIN20091110_143045_000000452084_00111_40245_9743.N1	10-NOV-2009 14:30:45	Dark	44.500	34	Gam2Vel	1.7930	23000.	89	40245	No
114	GOM_NL__2PRFIN20091110_143543_000000452084_00111_40245_9744.N1	10-NOV-2009 14:35:43	Dark	45.000	2	Alp Car	-0.73600	7000.0	90	40245	No
115	GOM_NL__2PRFIN20091110_145233_000000562084_00111_40245_9745.N1	10-NOV-2009 14:52:33	Straylight	56.000	165	34Gam Eri	2.9500	3200.0	112	40245	No
116	GOM_NL__2PRFIN20091110_145819_000000502084_00111_40245_9746.N1	10-NOV-2009 14:58:19	Tw_i_and_stray	49.500	94	92Alp Cet	2.5260	3100.0	99	40245	No
117	GOM_NL__2PRFIN20091110_150346_000000392084_00111_40245_9747.N1	10-NOV-2009 15:03:46	Bright	39.000	50	13Alp Ari	2.0070	4250.0	78	40245	No
118	GOM_NL__2PRFIN20091110_150707_000000382084_00111_40245_9748.N1	10-NOV-2009 15:07:07	Bright	37.500	173	4Bet Tri	3.0040	8900.0	75	40245	No
119	GOM_NL__2PRFIN20091110_150910_000000372084_00111_40245_9749.N1	10-NOV-2009 15:09:10	Bright	37.000	73	57Gam1And	2.2600	13100.	74	40245	No
120	GOM_NL__2PRFIN20091110_151113_000000472084_00111_40245_9750.N1	10-NOV-2009 15:11:13	Bright	46.500	149	45Eps Per	2.8880	30000.	93	40245	No
121	GOM_NL__2PRFIN20091110_151242_000000392084_00111_40245_9751.N1	10-NOV-2009 15:12:42	Bright	39.000	35	33Alp Per	1.7950	6250.0	78	40245	No
122	GOM_NL__2PRFIN20091110_153012_000000412084_00111_40245_9752.N1	10-NOV-2009 15:30:12	Bright	40.500	36	50Alp UMa	1.8000	6300.0	81	40245	No
123	GOM_NL__2PRFIN20091110_153150_000000442084_00111_40245_9753.N1	10-NOV-2009 15:31:50	Bright	43.500	82	48Bet UMa	2.3650	10600.	87	40245	No
124	GOM_NL__2PRFIN20091110_153544_000000432084_00111_40245_9754.N1	10-NOV-2009 15:35:44	Bright	42.500	174	52Psi UMa	3.0040	4400.0	85	40245	No
125	GOM_NL__2PRFIN20091110_154350_000000462084_00111_40245_9755.N1	10-NOV-2009 15:43:50	Bright	46.000	96	68Del Leo	2.5600	9300.0	92	40245	No
126	GOM_NL__2PRFIN20091110_161122_000000482084_00112_40246_9755.N1	10-NOV-2009 16:11:22	Dark	47.500	34	Gam2Vel	1.7930	23000.	95	40246	No
127	GOM_NL__2PRFIN20091110_161620_000000472084_00112_40246_9756.N1	10-NOV-2009 16:16:20	Dark	46.500	2	Alp Car	-0.73600	7000.0	93	40246	No
128	GOM_NL__2PRFIN20091110_163309_000000552084_00112_40246_9757.N1	10-NOV-2009 16:33:09	Straylight	54.500	165	34Gam Eri	2.9500	3200.0	109	40246	No
129	GOM_NL__2PRFIN20091110_163854_000000502084_00112_40246_9758.N1	10-NOV-2009 16:38:54	Tw_i_and_stray	50.000	94	92Alp Cet	2.5260	3100.0	100	40246	No
130	GOM_NL__2PRFIN20091110_164422_000000402084_00112_40246_9759.N1	10-NOV-2009 16:44:22	Bright	40.000	50	13Alp Ari	2.0070	4250.0	80	40246	No
131	GOM_NL__2PRFIN20091110_164743_000000372084_00112_40246_9760.N1	10-NOV-2009 16:47:43	Bright	37.000	173	4Bet Tri	3.0040	8900.0	74	40246	No
132	GOM_NL__2PRFIN20091110_164946_000000382084_00112_40246_9761.N1	10-NOV-2009 16:49:46	Bright	37.500	73	57Gam1And	2.2600	13100.	75	40246	No
133	GOM_NL__2PRFIN20091110_165148_000000462084_00112_40246_9762.N1	10-NOV-2009 16:51:48	Bright	45.500	149	45Eps Per	2.8880	30000.	91	40246	No
134	GOM_NL__2PRFIN20091110_165318_000000422084_00112_40246_9763.N1	10-NOV-2009 16:53:18	Bright	42.000	35	33Alp Per	1.7950	6250.0	84	40246	No
135	GOM_NL__2PRFIN20091110_171047_000000402084_00112_40246_9764.N1	10-NOV-2009 17:10:47	Bright	39.500	36	50Alp UMa	1.8000	6300.0	79	40246	No
136	GOM_NL__2PRFIN20091110_171225_000000422084_00112_40246_9765.N1	10-NOV-2009 17:12:25	Bright	42.000	82	48Bet UMa	2.3650	10600.	84	40246	No
137	GOM_NL__2PRFIN20091110_171620_000000422084_00112_40246_9766.N1	10-NOV-2009 17:16:20	Bright	42.000	174	52Psi UMa	3.0040	4400.0	84	40246	No
138	GOM_NL__2PRFIN20091110_172426_000000452084_00112_40246_9767.N1	10-NOV-2009 17:24:26	Bright	44.500	96	68Del Leo	2.5600	9300.0	89	40246	No
139	GOM_NL__2PRFIN20091110_175159_000000482084_00113_40247_9766.N1	10-NOV-2009 17:51:59	Dark	48.000	34	Gam2Vel	1.7930	23000.	96	40247	No
140	GOM_NL__2PRFIN20091110_175657_000000472084_00113_40247_9767.N1	10-NOV-2009 17:56:57	Dark	46.500	2	Alp Car	-0.73600	7000.0	93	40247	No
141	GOM_NL__2PRFIN20091110_181345_000000542084_00113_40247_9768.N1	10-NOV-2009 18:13:45	Straylight	54.000	165	34Gam Eri	2.9500	3200.0	108	40247	No
142	GOM_NL__2PRFIN20091110_181930_000000502084_00113_40247_9769.N1	10-NOV-2009 18:19:30	Tw_i_and_stray	49.500	94	92Alp Cet	2.5260	3100.0	99	40247	No
143	GOM_NL__2PRFIN20091110_182458_000000412084_00113_40247_9770.N1	10-NOV-2009 18:24:58	Bright	40.500	50	13Alp Ari	2.0070	4250.0	81	40247	No
144	GOM_NL__2PRFIN20091110_182818_000000372084_00113_40247_9771.N1	10-NOV-2009 18:28:18	Bright	36.500	173	4Bet Tri	3.0040	8900.0	73	40247	No
145	GOM_NL__2PRFIN20091110_183022_000000402084_00113_40247_9772.N1	10-NOV-2009 18:30:22	Bright	40.000	73	57Gam1And	2.2600	13100.	80	40247	No
146	GOM_NL__2PRFIN20091110_183223_000000462084_00113_40247_9773.N1	10-NOV-2009 18:32:23	Bright	46.000	149	45Eps Per	2.8880	30000.	92	40247	No
147	GOM_NL__2PRFIN20091110_183353_000000402084_00113_40247_9774.N1	10-NOV-2009 18:33:53	Bright	40.000	35	33Alp Per	1.7950	6250.0	80	40247	No
148	GOM_NL__2PRFIN20091110_185123_000000442084_00113_40247_9775.N1	10-NOV-2009 18:51:23	Bright	43.500	36	50Alp UMa	1.8000	6300.0	87	40247	No
149	GOM_NL__2PRFIN20091110_185301_000000452084_00113_40247_9776.N1	10-NOV-2009 18:53:01	Bright	44.500	82	48Bet UMa	2.3650	10600.	89	40247	No
150	GOM_NL__2PRFIN20091110_185656_000000432084_00113_40247_9777.N1	10-NOV-2009 18:56:56	Bright	42.500	174	52Psi UMa	3.0040	4400.0	85	40247	No
151	GOM_NL__2PRFIN20091110_190503_000000442084_00113_40247_9778.N1	10-NOV-2009 19:05:03	Bright	44.000	96	68Del Leo	2.5600	9300.0	88	40247	No
152	GOM_NL__2PRFIN20091110_193236_000000492084_00114_40248_9777.N1	10-NOV-2009 19:32:36	Dark	48.500	34	Gam2Vel	1.7930	23000.	97	40248	No
153	GOM_NL__2PRFIN20091110_193733_000000612084_00114_40248_9778.N1	10-NOV-2009 19:37:33	Dark	61.000	2	Alp Car	-0.73600	7000.0	122	40248	No
154	GOM_NL__2PRFIN20091110_195421_000000542084_00114_40248_9779.N1	10-NOV-2009 19:54:21	Straylight	53.500	165	34Gam Eri	2.9500	3200.0	107	40248	No
155	GOM_NL__2PRFIN20091110_200006_000000492084_00114_40248_9780.N1	10-NOV-2009 20:00:06	Tw_i_and_stray	49.000	94	92Alp Cet	2.5260	3100.0	98	40248	No
156	GOM_NL__2PRFIN20091110_200534_000000392084_00114_40248_9781.N1	10-NOV-2009 20:05:34	Bright	39.000	50	13Alp Ari	2.0070	4250.0	78	40248	No
157	GOM_NL__2PRFIN20091110_200854_000000372084_00114_40248_9782.N1	10-NOV-2009 20:08:54	Bright	37.000	173	4Bet Tri	3.0040	8900.0	74	40248	No
158	GOM_NL__2PRFIN20091110_201058_000000362084_00114_40248_9783.N1	10-NOV-2009 20:10:58	Bright	35.500	73	57Gam1And	2.2600	13100.	71	40248	No
159	GOM_NL__2PRFIN20091110_201259_000000462084_00114_40248_9784.N1	10-NOV-2009 20:12:59	Bright	45.500	149	45Eps Per	2.8880	30000.	91	40248	No
160	GOM_NL__2PRFIN20091110_201428_000000422084_00114_40248_9785.N1	10-NOV-2009 20:14:28	Bright	41.500	35	33Alp Per	1.7950	6250.0	83	40248	No

161	GOM_NL__2PRFIN20091110_203159_000000452084_00114_40248_9786.N1	10-NOV-2009 20:31:59	Bright	45.000	36	50Alp UMa	1.8000	6300.0	90	40248	No
162	GOM_NL__2PRFIN20091110_203337_000000412084_00114_40248_9787.N1	10-NOV-2009 20:33:37	Bright	41.000	82	48Bet UMa	2.3650	10600.	82	40248	No
163	GOM_NL__2PRFIN20091110_203732_000000432084_00114_40248_9788.N1	10-NOV-2009 20:37:32	Bright	42.500	174	52Psi UMa	3.0040	4400.0	85	40248	No
164	GOM_NL__2PRFIN20091110_204539_000000642084_00114_40248_9789.N1	10-NOV-2009 20:45:39	Bright	63.500	96	68Del Leo	2.5600	9300.0	127	40248	No
165	GOM_NL__2PRFIN20091110_211313_000000472084_00115_40249_9790.N1	10-NOV-2009 21:13:13	Dark	47.000	34	Gam2Vel	1.7930	23000.	94	40249	No
166	GOM_NL__2PRFIN20091110_211810_000000612084_00115_40249_9791.N1	10-NOV-2009 21:18:10	Dark	60.500	2	Alp Car	-0.73600	7000.0	121	40249	No
167	GOM_NL__2PRFIN20091110_213457_000000532084_00115_40249_9792.N1	10-NOV-2009 21:34:57	Straylight	53.000	165	34Gam Eri	2.9500	3200.0	106	40249	No
168	GOM_NL__2PRFIN20091110_214042_000000492084_00115_40249_9793.N1	10-NOV-2009 21:40:42	Twilight_and_stray	49.000	94	92Alp Cet	2.5260	3100.0	98	40249	No
169	GOM_NL__2PRFIN20091110_214610_000000402084_00115_40249_9794.N1	10-NOV-2009 21:46:10	Bright	40.000	50	13Alp Ari	2.0070	4250.0	80	40249	No
170	GOM_NL__2PRFIN20091110_214930_000000372084_00115_40249_9795.N1	10-NOV-2009 21:49:30	Bright	37.000	173	4Bet Tri	3.0040	8900.0	74	40249	No
171	GOM_NL__2PRFIN20091110_215134_000000362084_00115_40249_9796.N1	10-NOV-2009 21:51:34	Bright	35.500	73	57Gam1And	2.2600	13100.	71	40249	No
172	GOM_NL__2PRFIN20091110_215334_000000472084_00115_40249_9797.N1	10-NOV-2009 21:53:34	Bright	46.500	149	45Eps Per	2.8880	30000.	93	40249	No
173	GOM_NL__2PRFIN20091110_215504_000000412084_00115_40249_9798.N1	10-NOV-2009 21:55:04	Bright	40.500	35	33Alp Per	1.7950	6250.0	81	40249	No
174	GOM_NL__2PRFIN20091110_221235_000000452084_00115_40249_9799.N1	10-NOV-2009 22:12:35	Bright	45.000	36	50Alp UMa	1.8000	6300.0	90	40249	No
175	GOM_NL__2PRFIN20091110_221412_000000592084_00115_40249_9800.N1	10-NOV-2009 22:14:12	Bright	59.000	82	48Bet UMa	2.3650	10600.	118	40249	No
176	GOM_NL__2PRFIN20091110_221808_000000422084_00115_40249_9801.N1	10-NOV-2009 22:18:08	Bright	42.000	174	52Psi UMa	3.0040	4400.0	84	40249	No
177	GOM_NL__2PRFIN20091110_222615_000000642084_00115_40249_9802.N1	10-NOV-2009 22:26:15	Bright	63.500	96	68Del Leo	2.5600	9300.0	127	40249	No
178	GOM_NL__2PRFIN20091110_225349_000000492084_00116_40250_9801.N1	10-NOV-2009 22:53:49	Dark	48.500	34	Gam2Vel	1.7930	23000.	97	40250	No
179	GOM_NL__2PRFIN20091110_225846_000000552084_00116_40250_9802.N1	10-NOV-2009 22:58:46	Dark	55.000	2	Alp Car	-0.73600	7000.0	110	40250	No
180	GOM_NL__2PRFIN20091110_231532_000000542084_00116_40250_9803.N1	10-NOV-2009 23:15:32	Straylight	53.500	165	34Gam Eri	2.9500	3200.0	107	40250	No
181	GOM_NL__2PRFIN20091110_232117_000000492084_00116_40250_9804.N1	10-NOV-2009 23:21:17	Twilight_and_stray	49.000	94	92Alp Cet	2.5260	3100.0	98	40250	No
182	GOM_NL__2PRFIN20091110_232645_000000412084_00116_40250_9805.N1	10-NOV-2009 23:26:45	Bright	41.000	50	13Alp Ari	2.0070	4250.0	82	40250	No
183	GOM_NL__2PRFIN20091110_233005_000000362084_00116_40250_9806.N1	10-NOV-2009 23:30:05	Bright	35.500	173	4Bet Tri	3.0040	8900.0	71	40250	No
184	GOM_NL__2PRFIN20091110_233209_000000362084_00116_40250_9807.N1	10-NOV-2009 23:32:09	Bright	36.000	73	57Gam1And	2.2600	13100.	72	40250	No
185	GOM_NL__2PRFIN20091110_233409_000000432084_00116_40250_9808.N1	10-NOV-2009 23:34:09	Bright	43.000	149	45Eps Per	2.8880	30000.	86	40250	No
186	GOM_NL__2PRFIN20091110_233540_000000402084_00116_40250_9809.N1	10-NOV-2009 23:35:40	Bright	40.000	175	39Del Per	3.0100	19400.	80	40250	No
187	GOM_NL__2PRFIN20091110_235310_000000452084_00116_40250_9810.N1	10-NOV-2009 23:53:10	Bright	44.500	36	50Alp UMa	1.8000	6300.0	89	40250	No
188	GOM_NL__2PRFIN20091110_235448_000000422084_00116_40250_9811.N1	10-NOV-2009 23:54:48	Bright	41.500	82	48Bet UMa	2.3650	10600.	83	40250	No
189	GOM_NL__2PRFIN20091110_235843_000000462084_00116_40250_9812.N1	10-NOV-2009 23:58:43	Bright	45.500	174	52Psi UMa	3.0040	4400.0	91	40250	No

3. Quality information per product

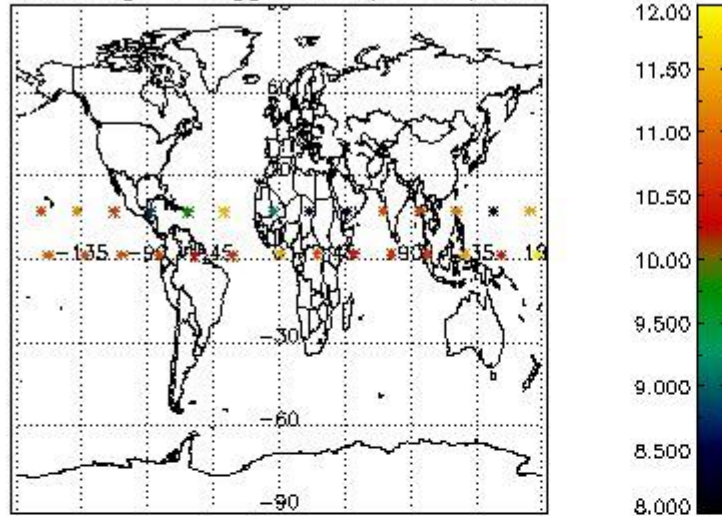
In this section it is plotted some information contained in the Quality Summary data set of the level 2 products. Only products in dark limb conditions and without errors (error flag in the MPH set to "0") are used.

3.1 Plot quality information per product (time dependant)

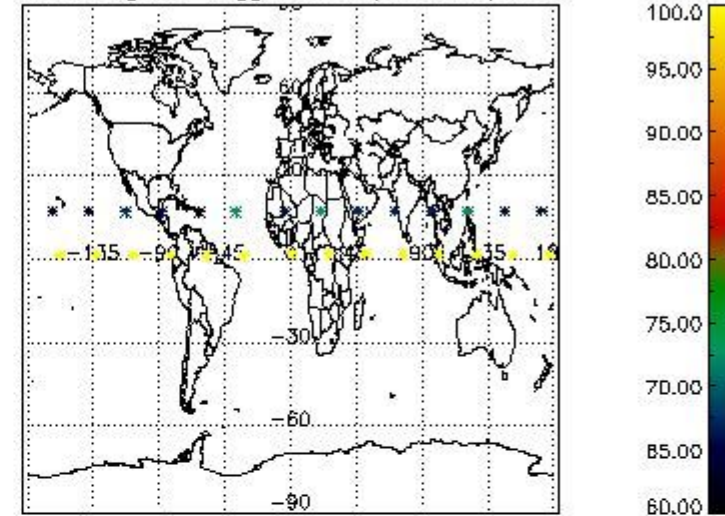


3.2 Plot quality information per product (world map)

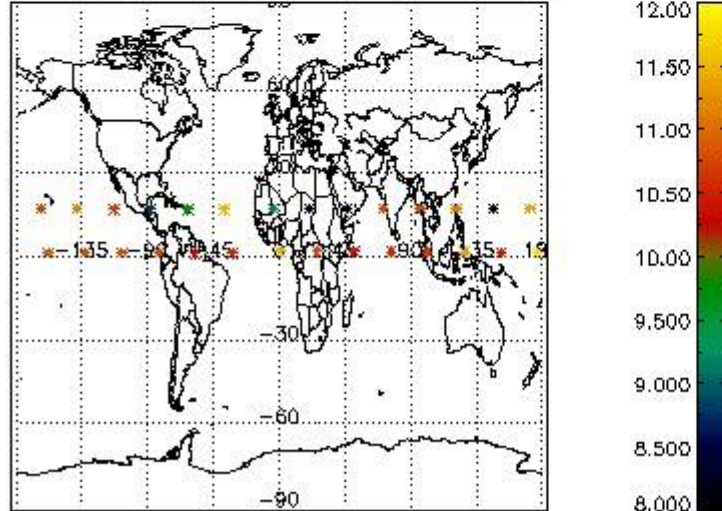
Percentage of flagged data per O3 profile



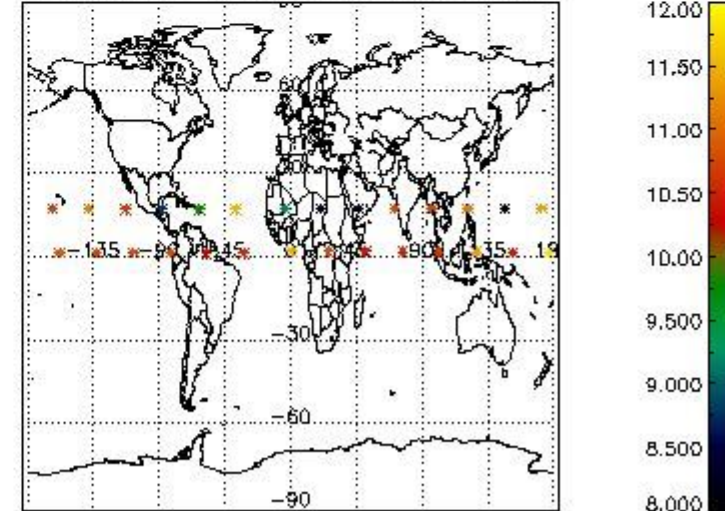
Percentage of flagged data per H2O profile



Percentage of flagged data per NO2 profile



Percentage of flagged data per NO3 profile

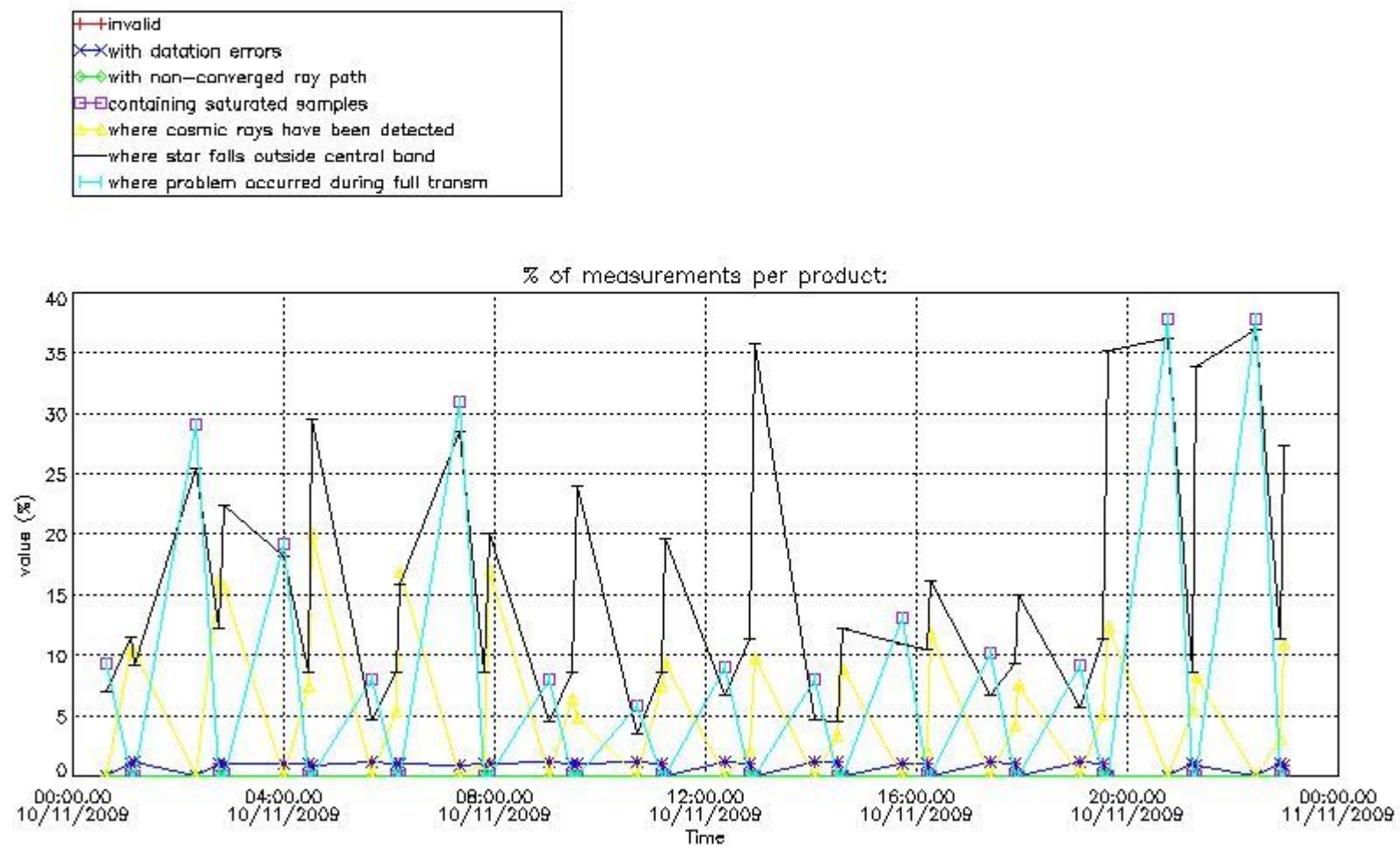


4. Level 1 quality information per product

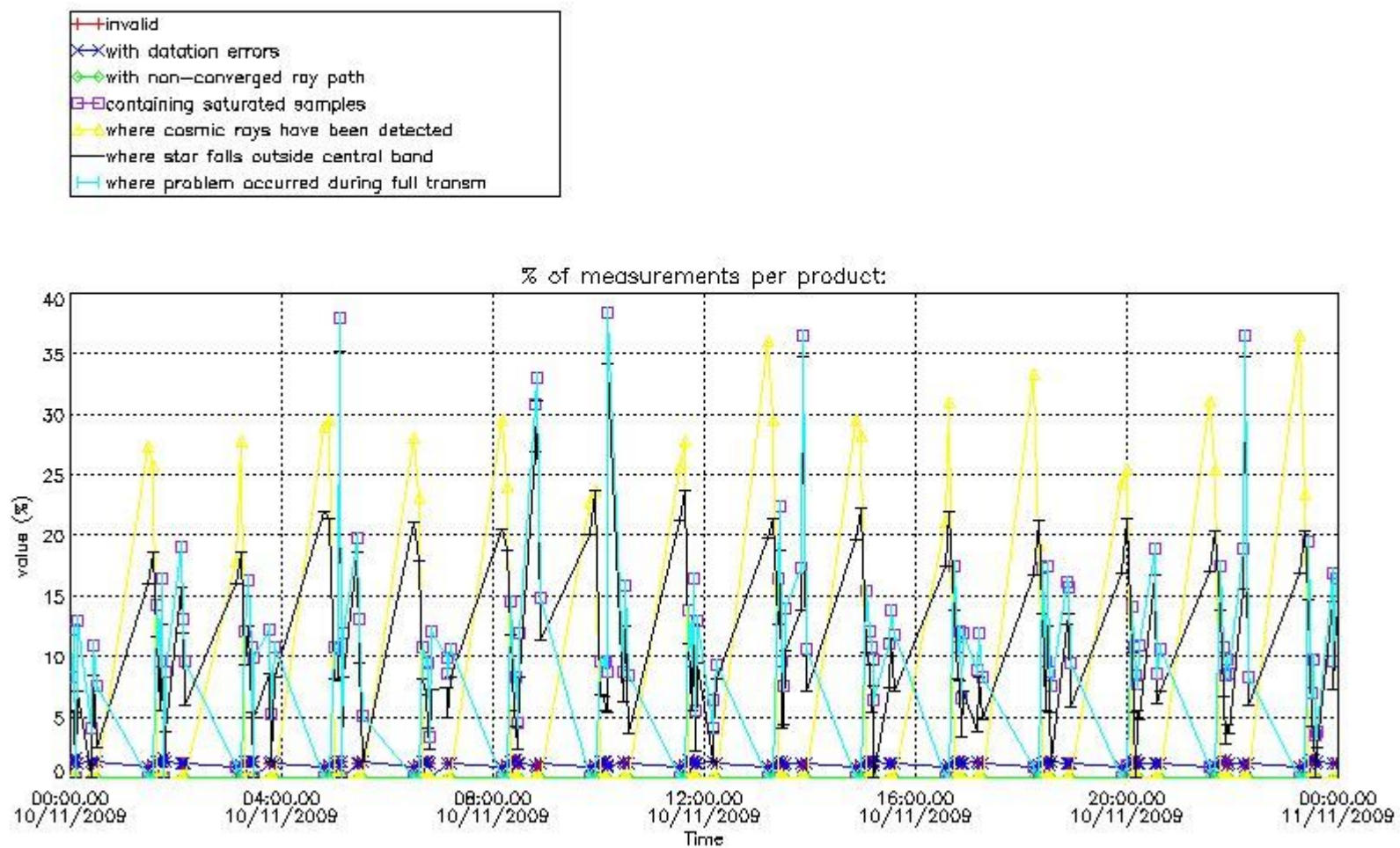
In this section it is plotted some information contained in the Quality Summary data set of the level 2 products that comes from the level 1b processing. Products without errors (error flag in the MPH set to "0") are used.

4.1 Plot quality information per product (time dependant) coming from level 1b processing

4.1.1 Plot level 1 quality information per product (time dependant): ENVISAT ASCENDING passes



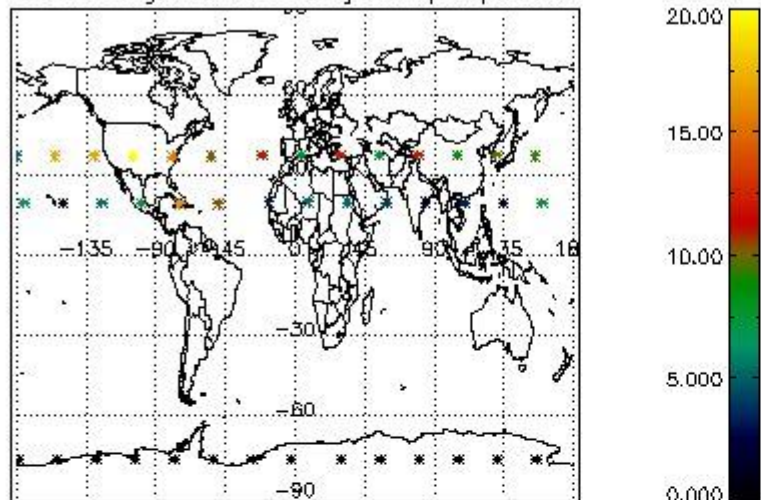
4.1.2 Plot level 1 quality information per product (time dependant): ENVI SAT DESCENDING passes



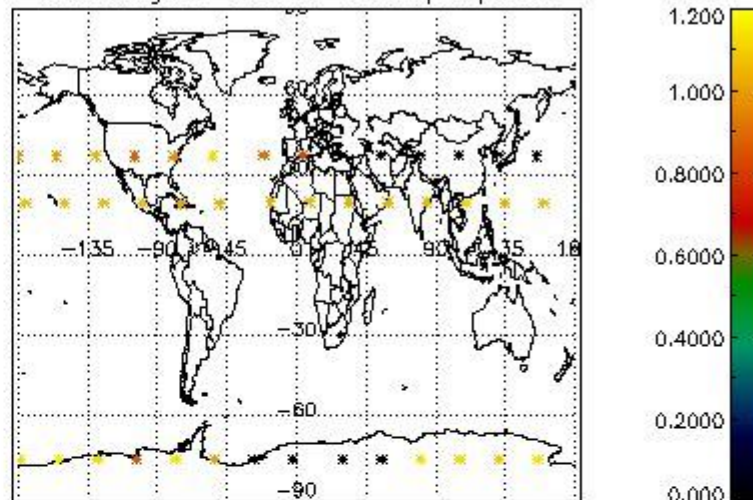
4.2 Plot quality information per product coming from level 1b processing (world map)

4.2.1 Plot level 1 quality information per product (world map): ENVISAT ASCENDING passes

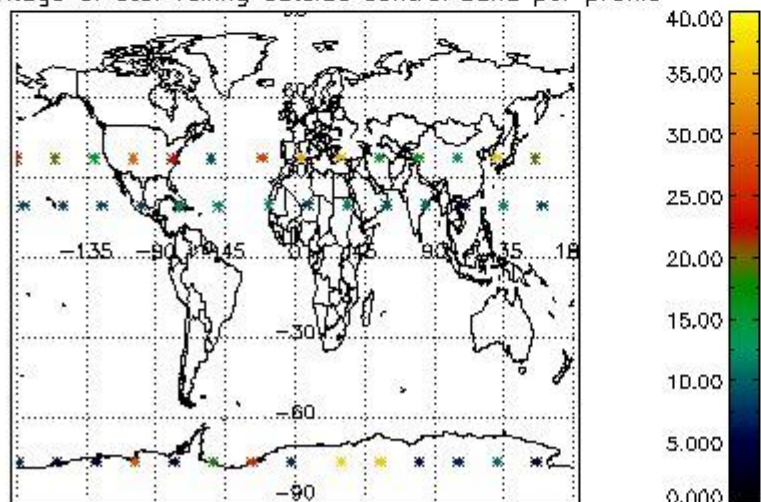
Percentage of cosmic ray hits per profile



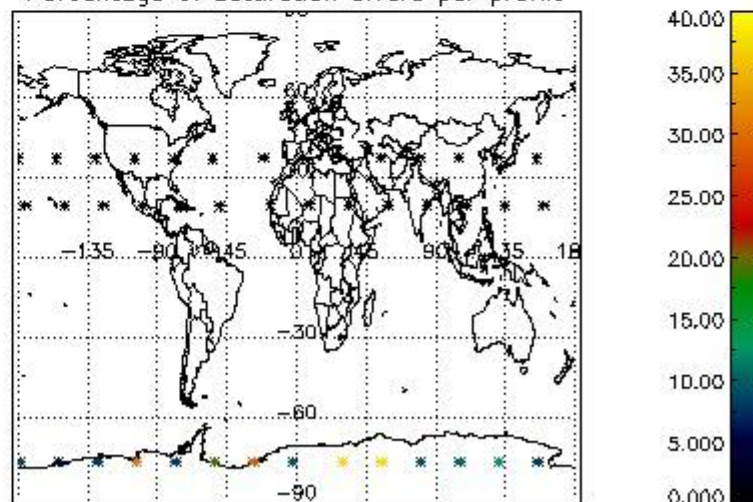
Percentage of datation errors per profile



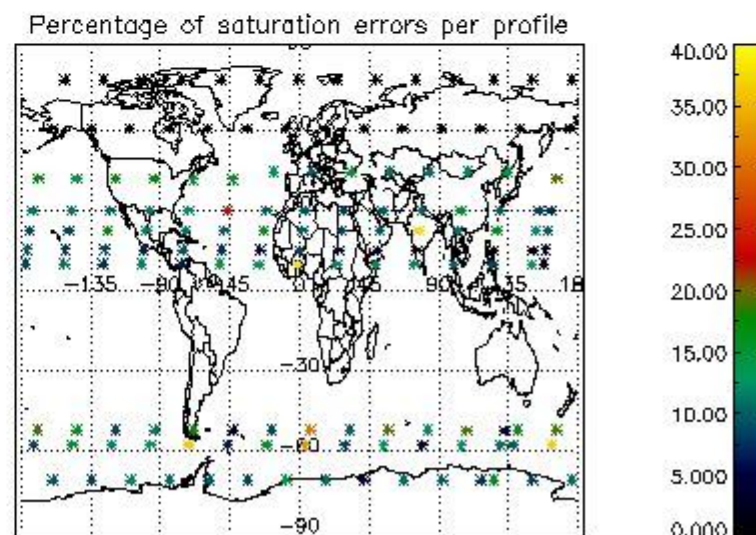
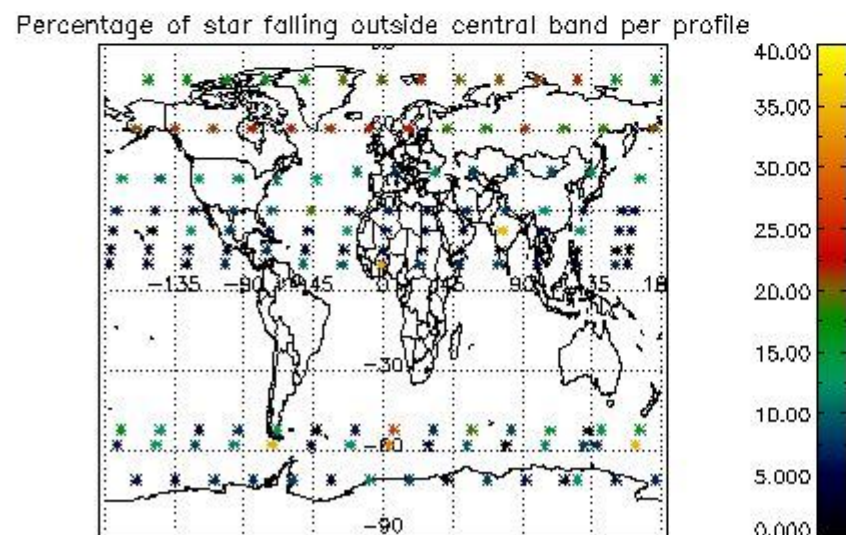
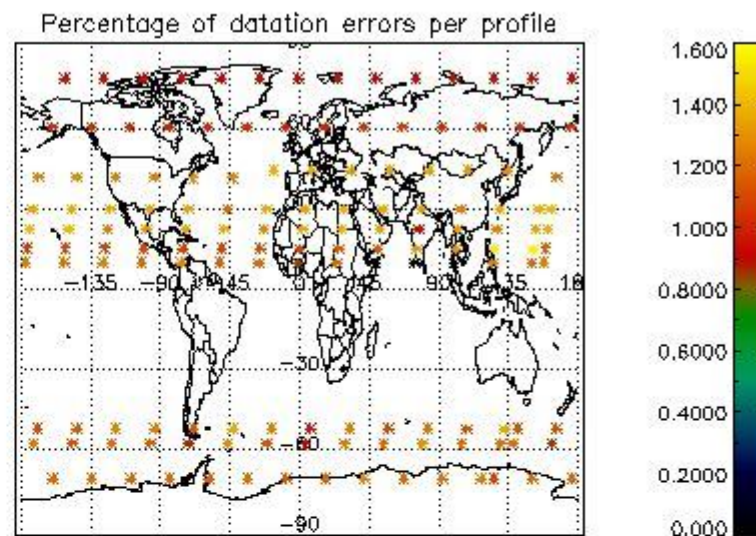
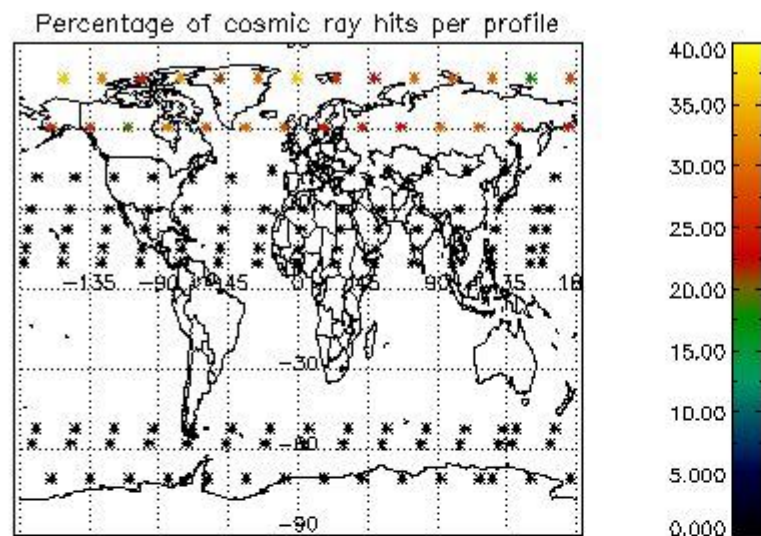
Percentage of star falling outside central band per profile



Percentage of saturation errors per profile



4.2.2 Plot level 1 quality information per product (world map): ENVISAT DESCENDING passes



5. Trace gas profiles

5.1 Ozone statistics based on quality of products

The final quality of the products can be "measured" using the STD (Standard Deviation) attached to every point profile. This information is written to the parameter GOM_NL__2P/NL_LOCAL_SPECIES_DENSITY/o3_std of the level 2 products. The table below shows the statistics for given STD ranges.

The statistics are given with respect to the overall valid production:

- Products without fatal errors: GOM_NL__2P/MPH/PRODUCT_ERR=0
- Valid point profile: GOM_NL__2P/NL_LOCAL_SPECIES_DENSITY/pcd(0)=0

The 'Criteria' is applied to valid points of dark limb products:

- Products in dark limb illumination condition: GOM_NL__2P/NL_SUMMARY_QUALITY/obs_ill_cond=0
- Products without fatal errors: GOM_NL__2P/MPH/PRODUCT_ERR=0
- Valid point profile: GOM_NL__2P/NL_LOCAL_SPECIES_DENSITY/pcd(0)=0

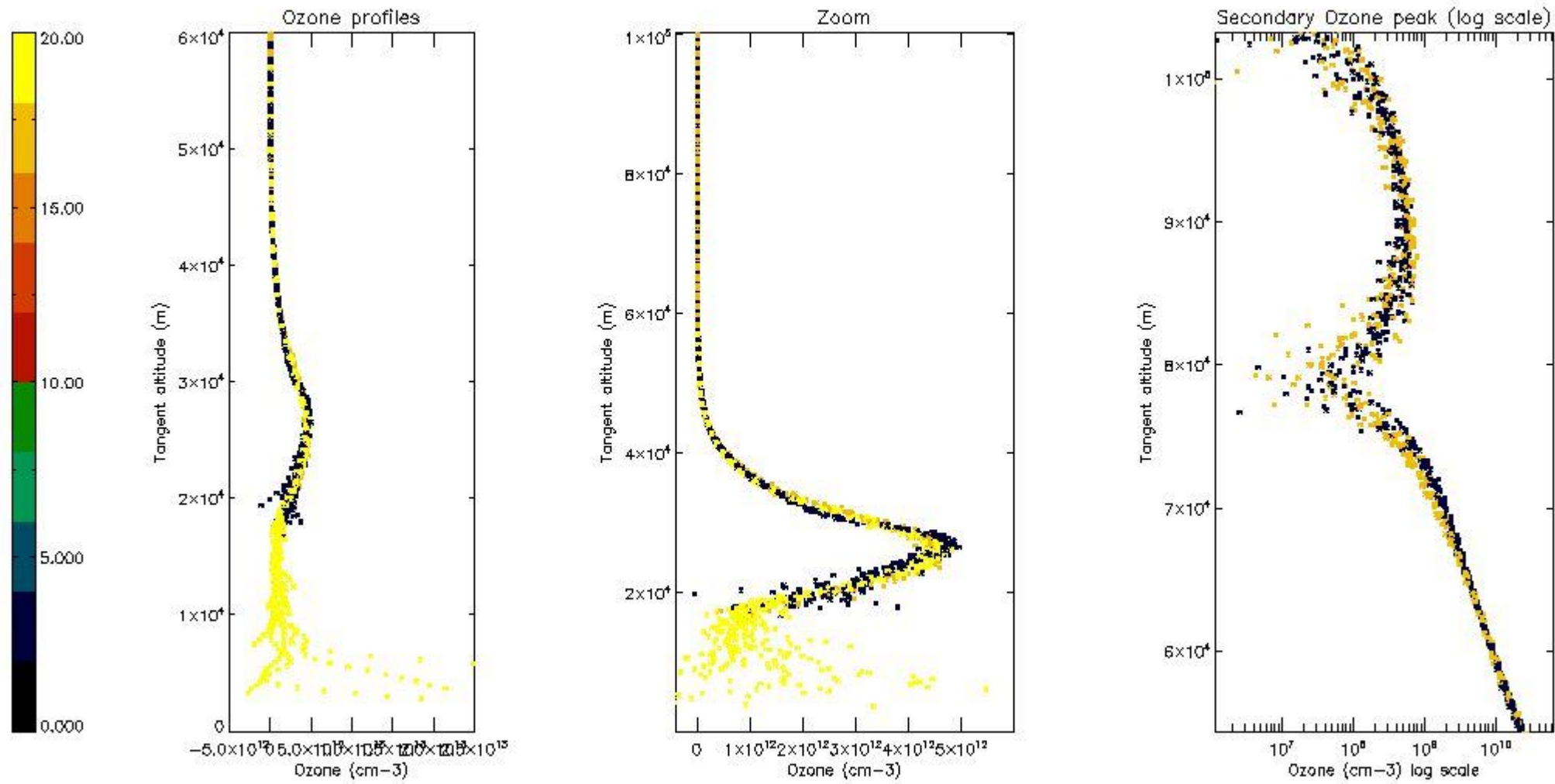
So, the table below shows the percentage of dark limb and valid observations for each criteria with respect to the overall valid daily observations.

Criteria	% of total production
All STD	17
STD < 20	13

STD < 10	11
STD < 5	9

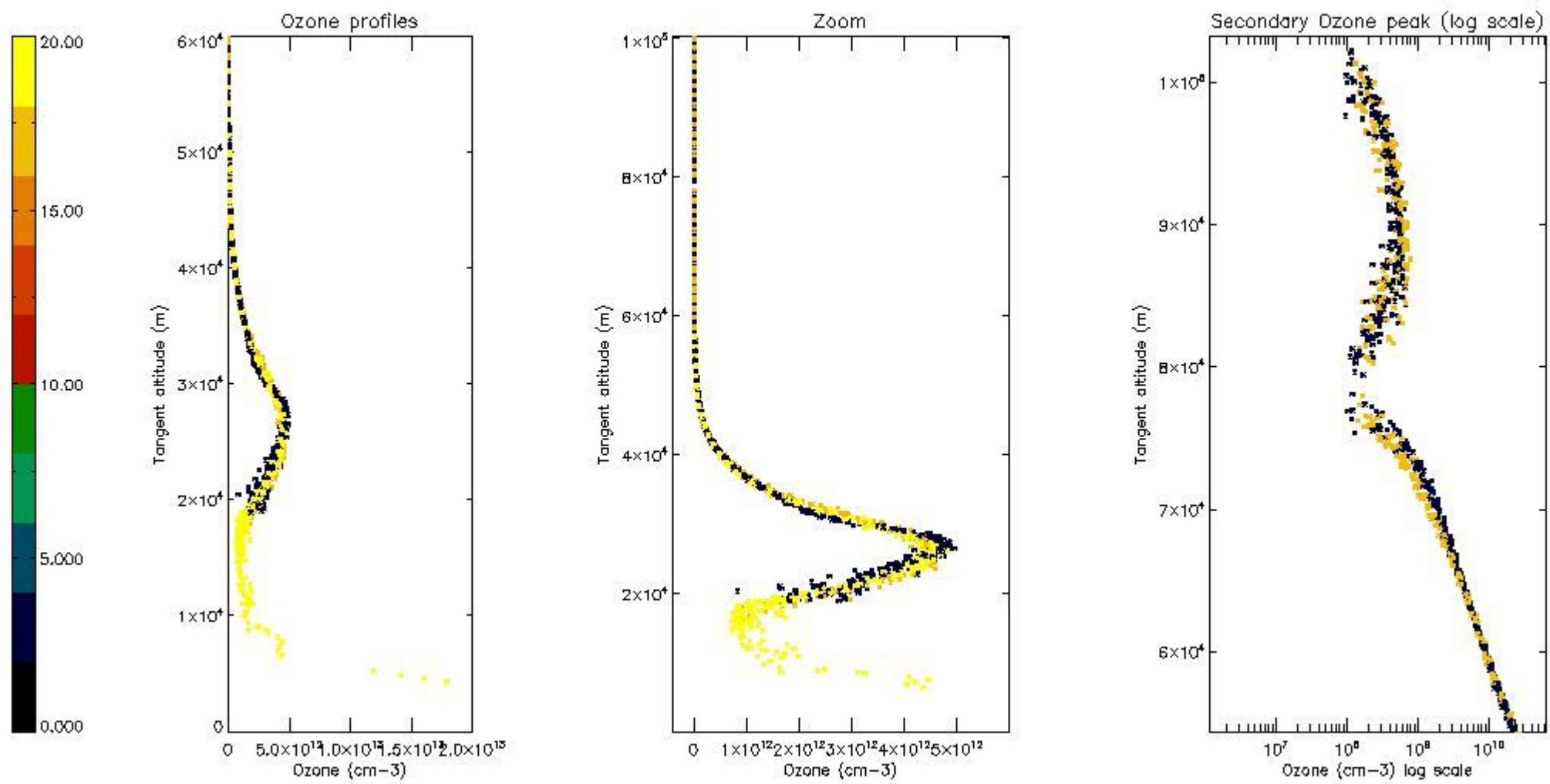
5.2 Plot ozone profiles for all STD (dark without errors)

The colorbar represents the latitude.



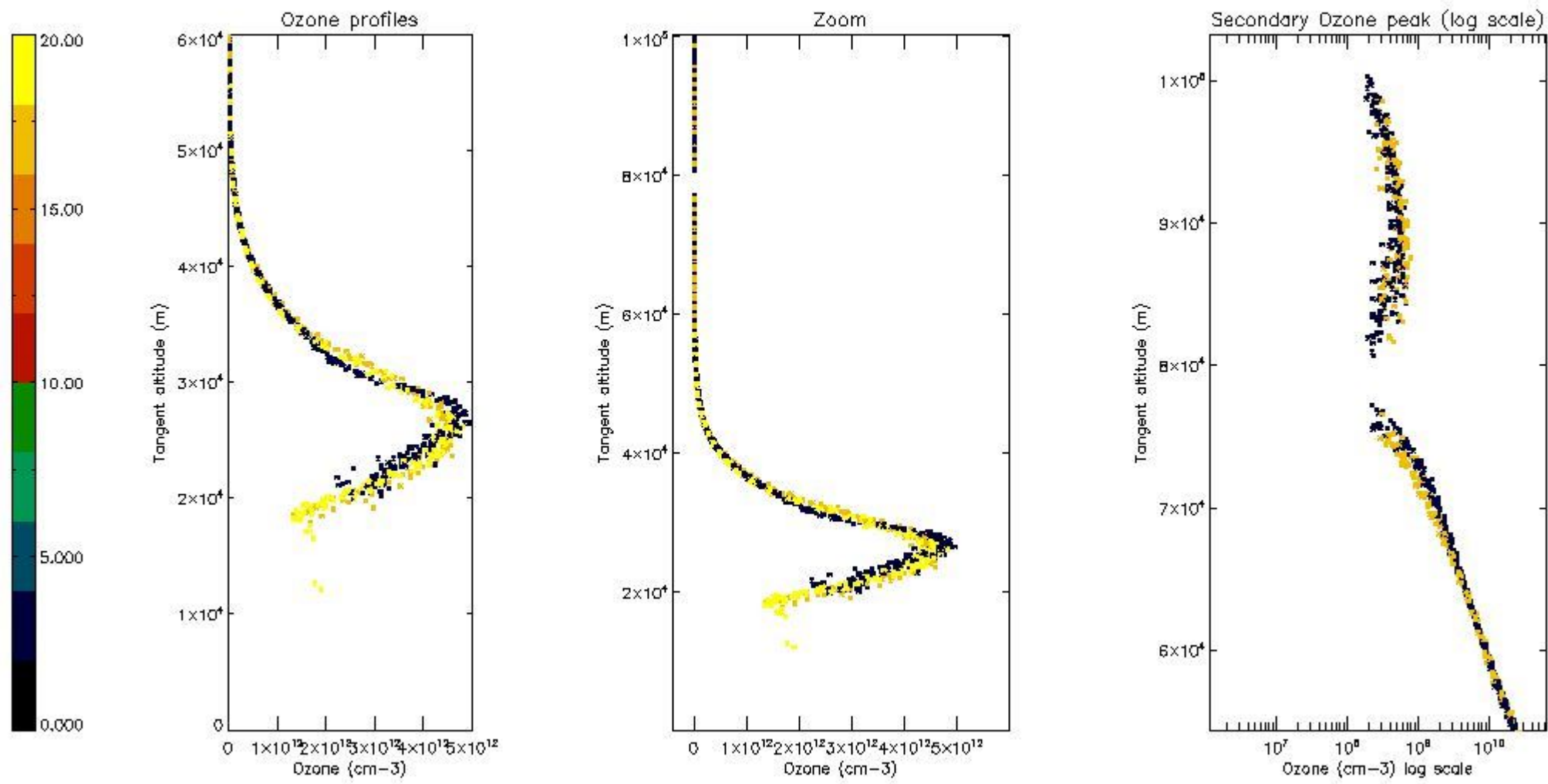
5.3 Plot ozone profiles where STD < 20% (dark without errors)

The colorbar represents the latitude.



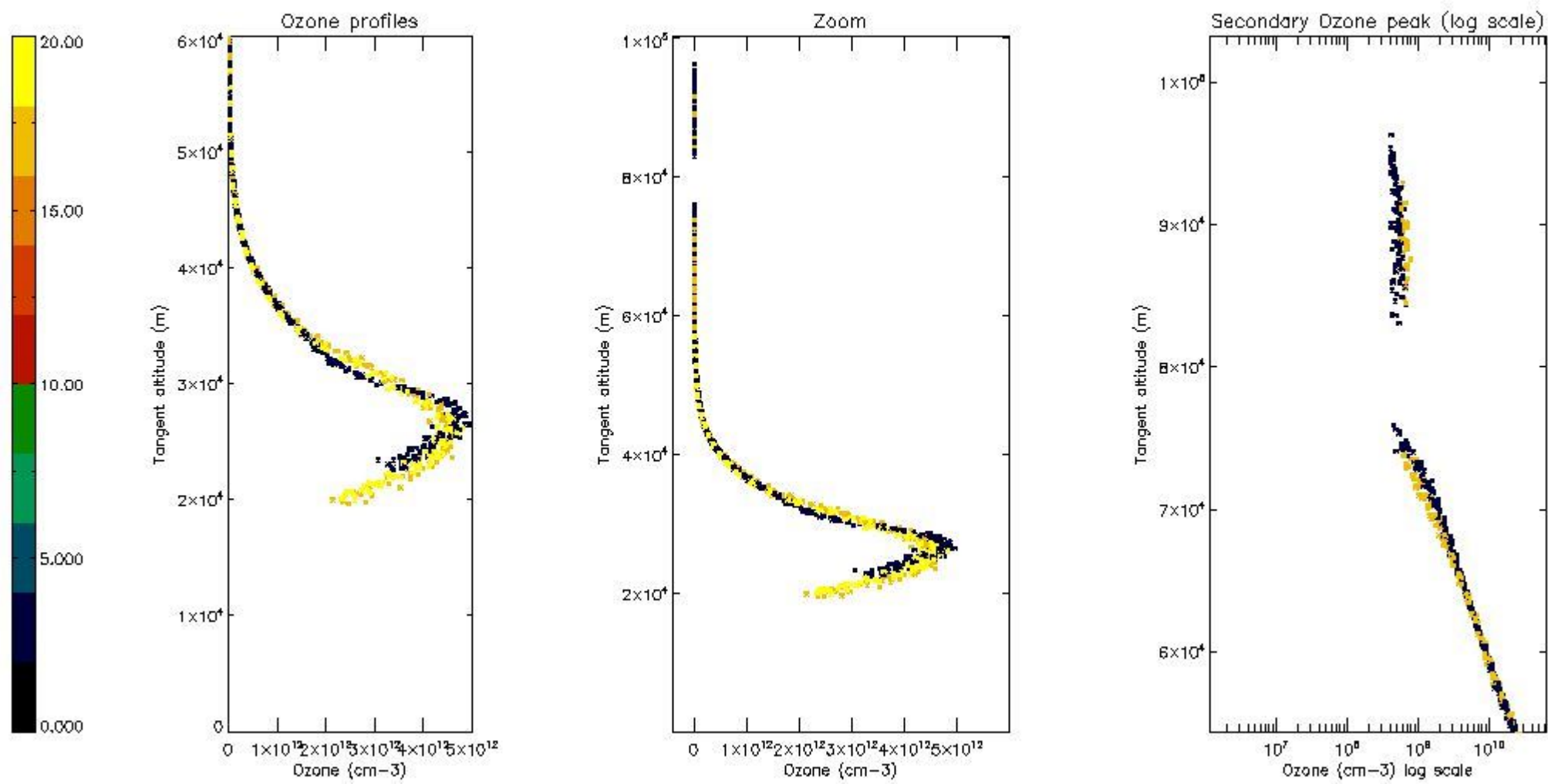
5.4 Plot ozone profiles where STD < 10% (dark without errors)

The colorbar represents the latitude.



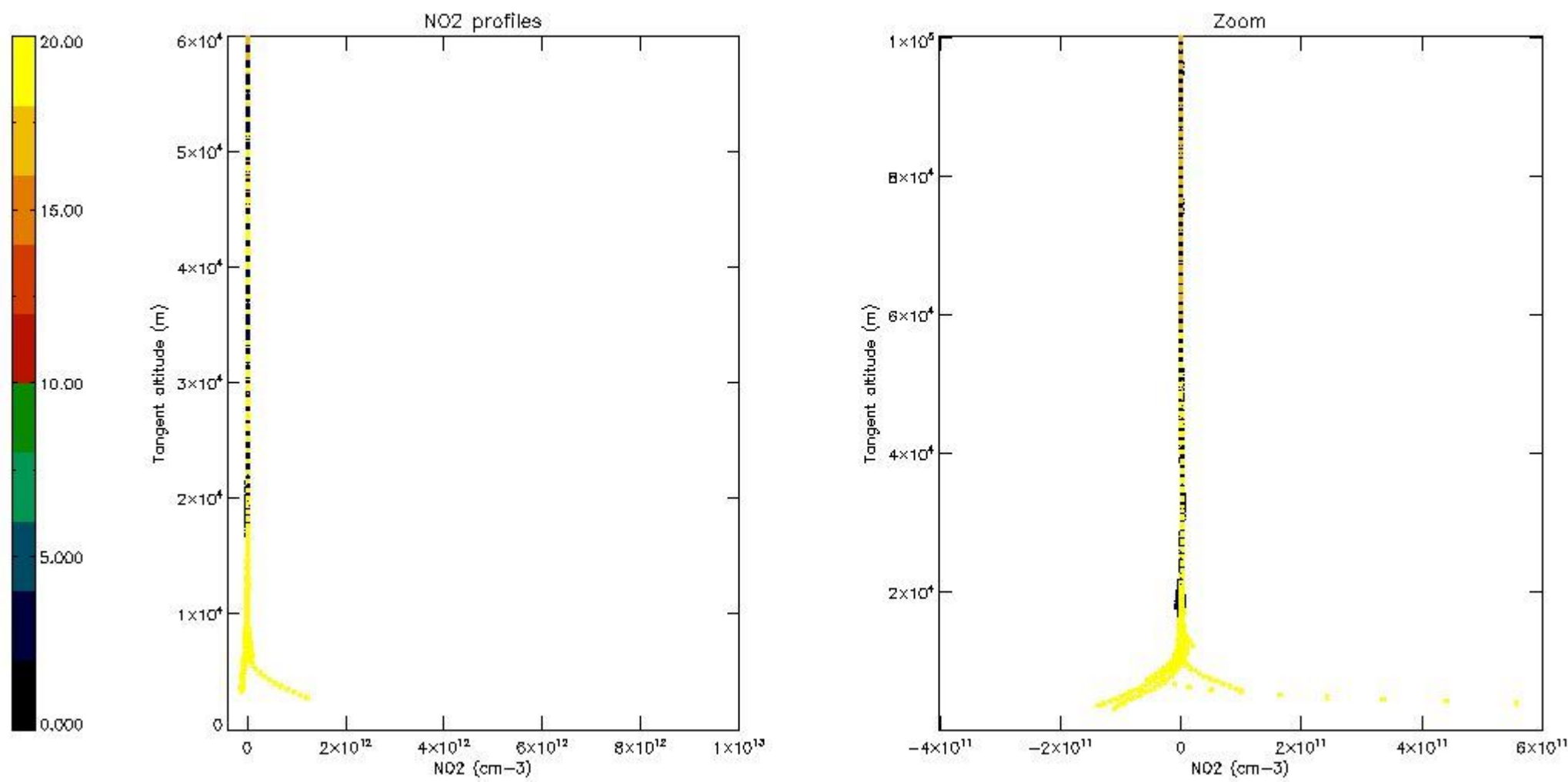
5.5 Plot ozone profiles where STD < 5% (dark without errors)

The colorbar represents the latitude.



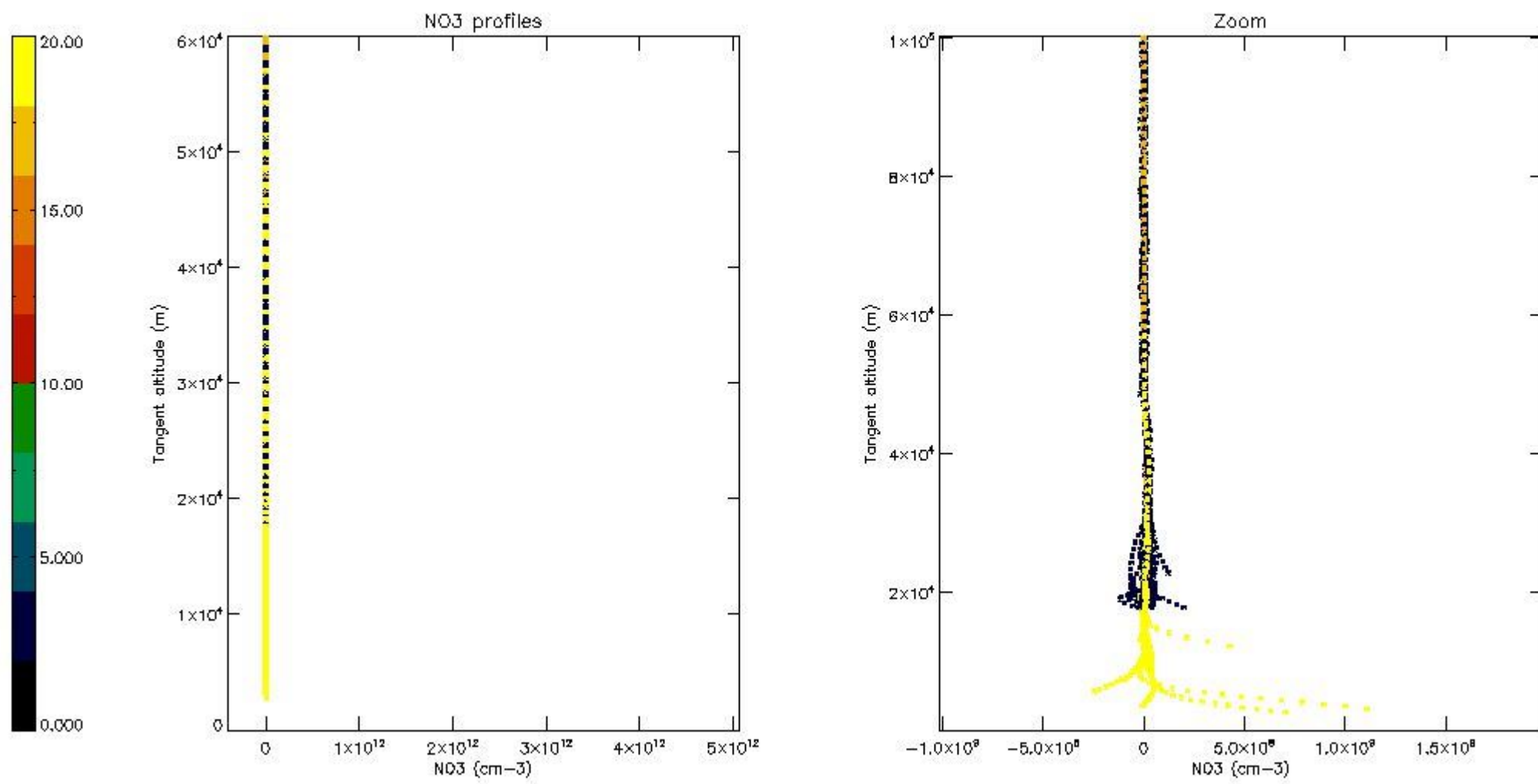
5.6 Plot NO₂ profiles for all STD (dark without errors)

The colorbar represents the latitude.



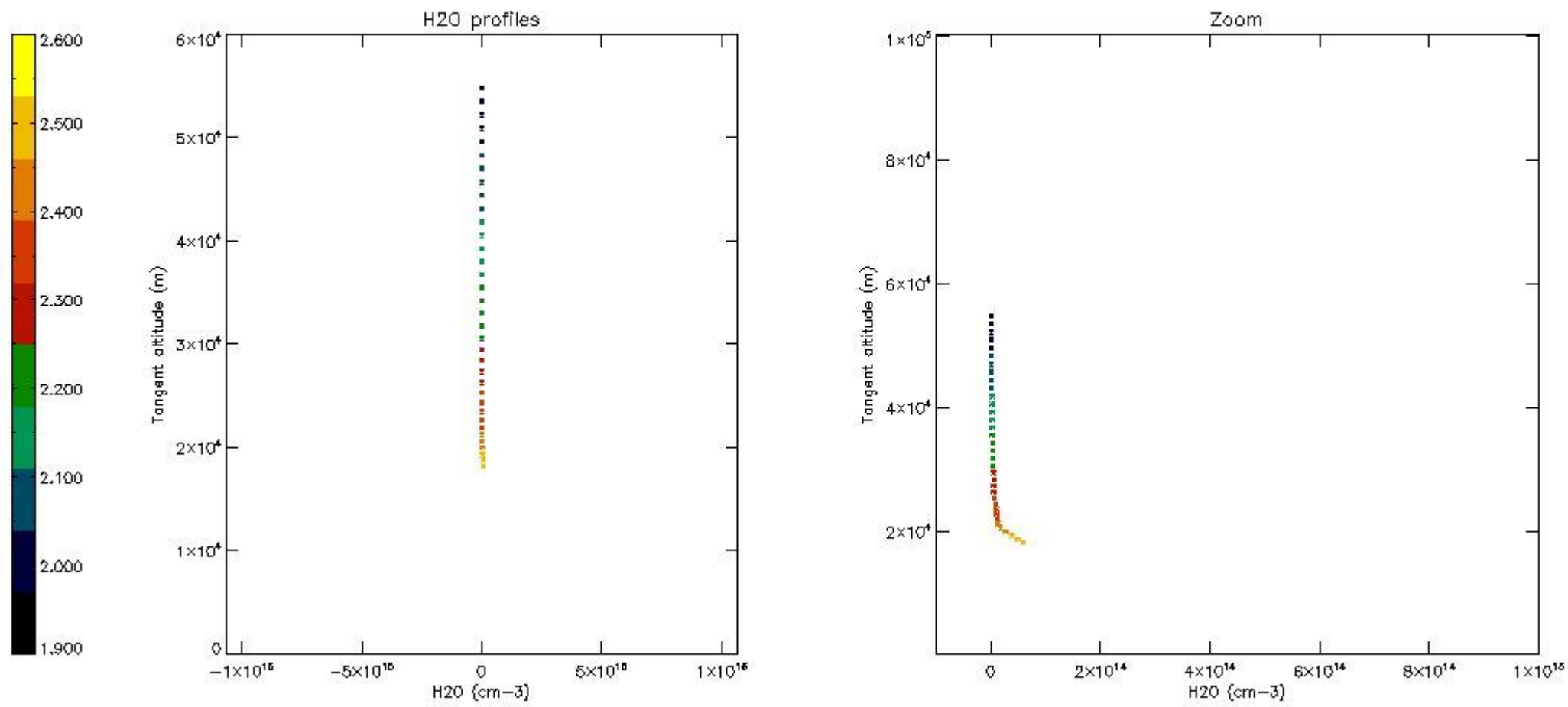
5.7 Plot NO3 profiles for all STD (dark without errors)

The colorbar represents the latitude.



5.8 Plot H₂O profiles for all STD (only for occultations of stars 1,2,3,4,13,14,16,26,63 dark without errors)

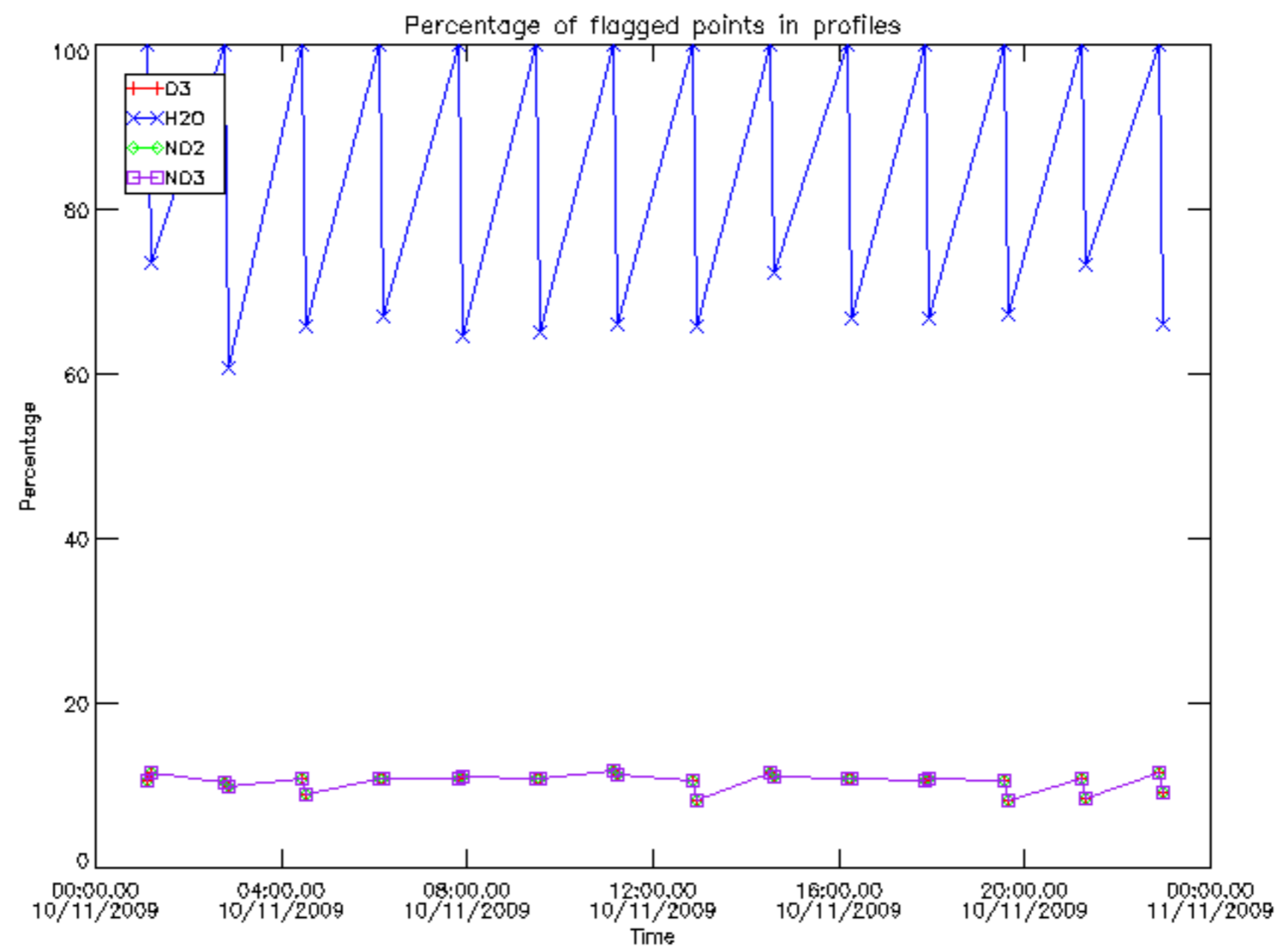
The colorbar represents the latitude.



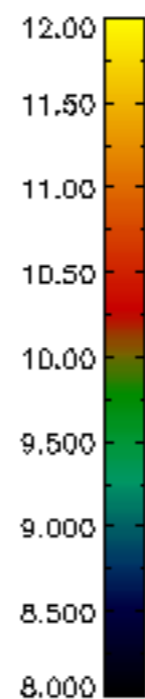
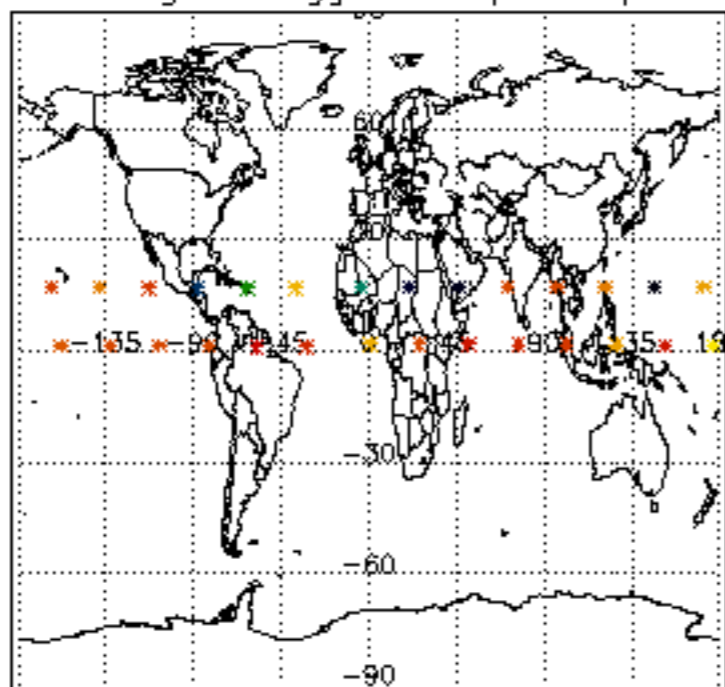
6. Auxiliary Data Files used for the production reported in section 2

The number reported in the third column indicates since which file (see list in section 2) the corresponding auxiliary file has been used. The fourth column is the date of those product files.

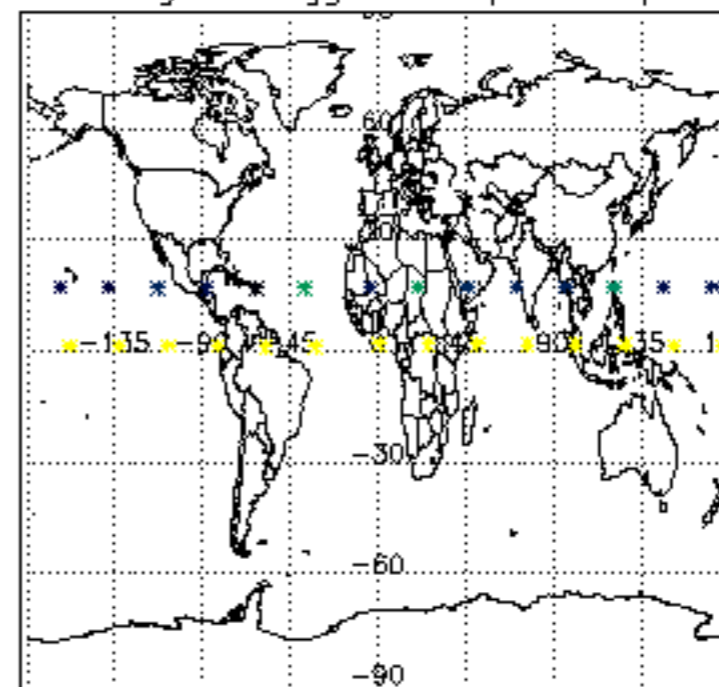
Type	Auxiliary Filename	Used since product	Used since product date
INST_PHYS_CHARACTERISTICS	GOM_INS_AXVIEC20091111_143220_20030716_120000_20500101_000000	1	10-NOV-2009 00:01:44
LEVEL-2_PROC_CONFIG	GOM_PR2_AXVIEC20091111_152718_20020301_000000_20500101_000000	1	10-NOV-2009 00:01:44
CROSS_SECTIONS_FILE	GOM_CRS_AXVIEC20091111_154832_20020301_000000_20500101_000000	1	10-NOV-2009 00:01:44



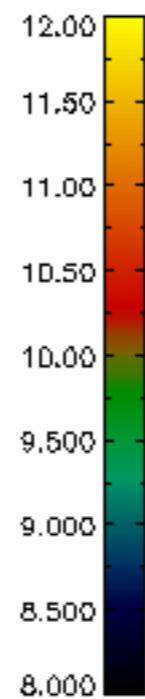
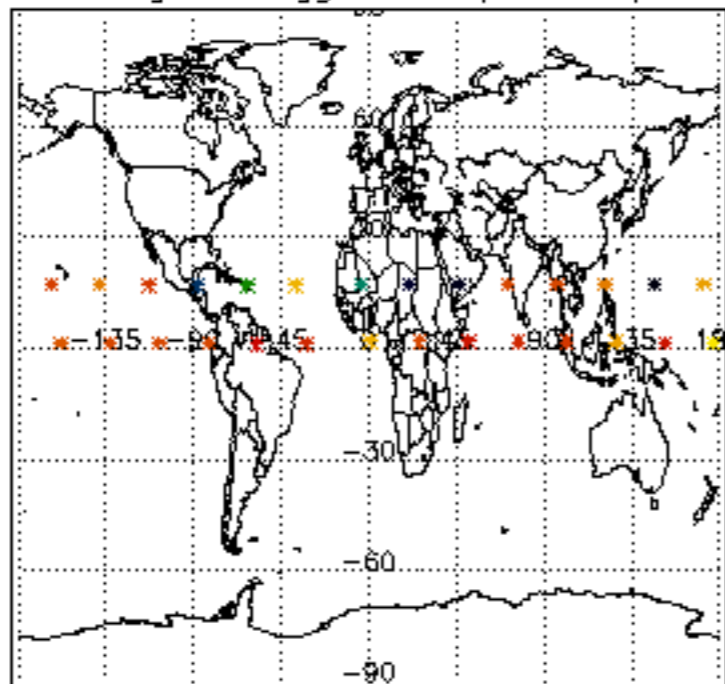
Percentage of flagged data per D3 profile



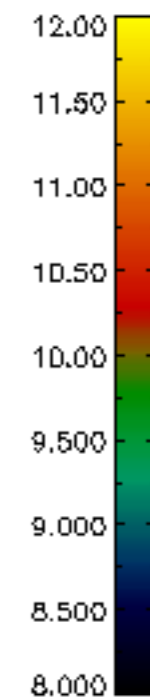
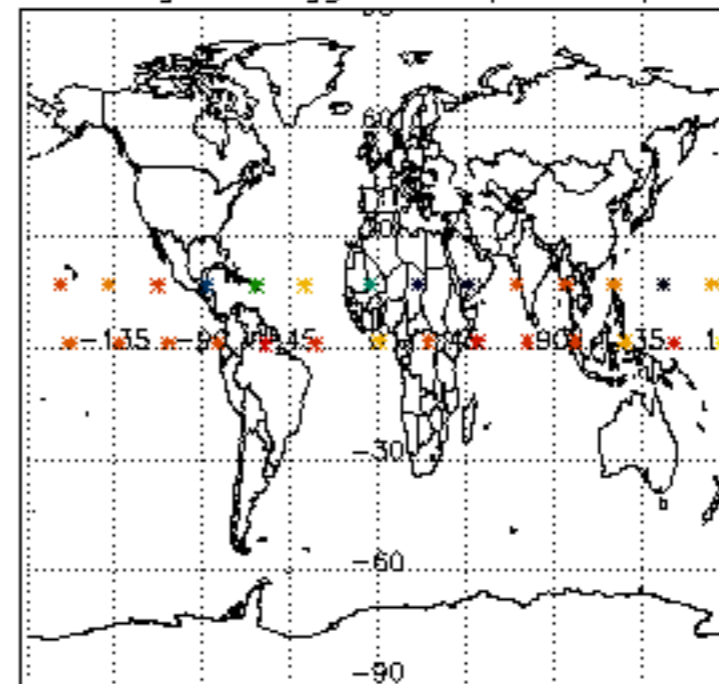
Percentage of flagged data per H2O profile

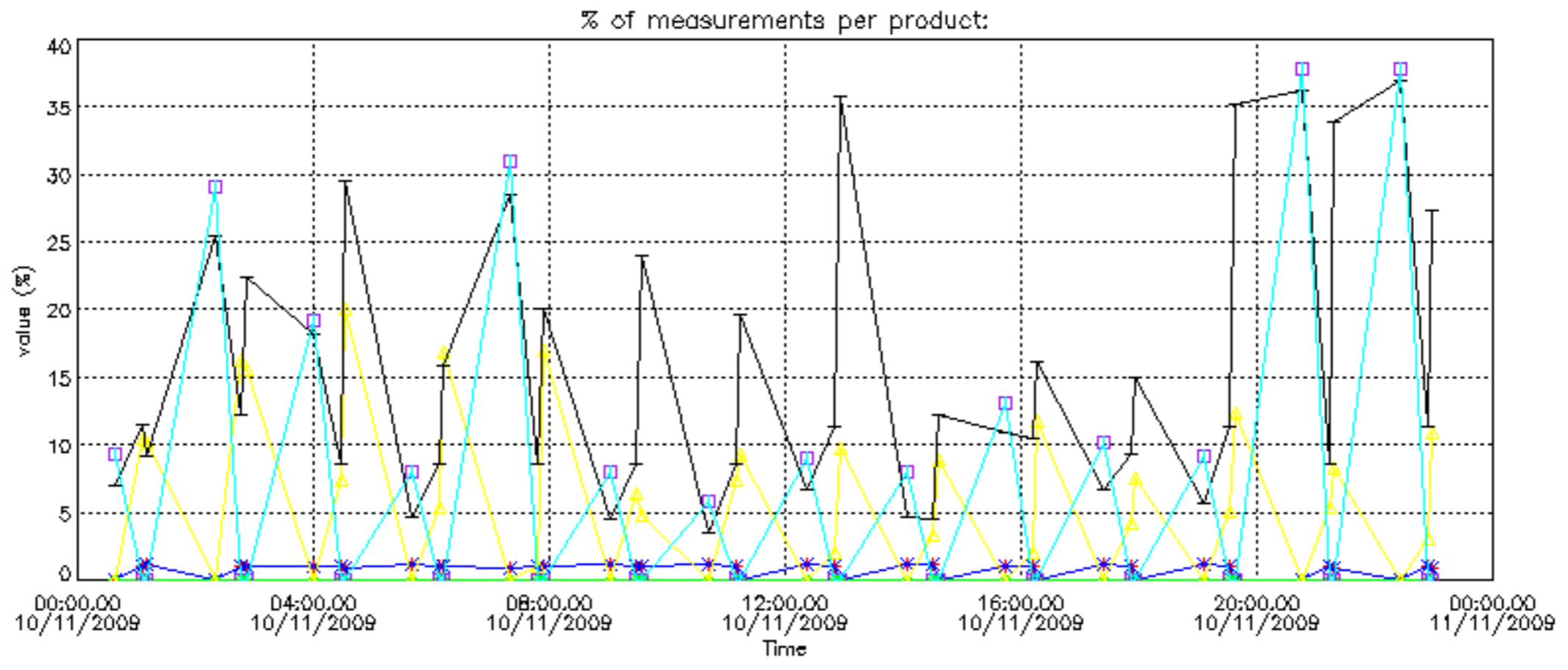


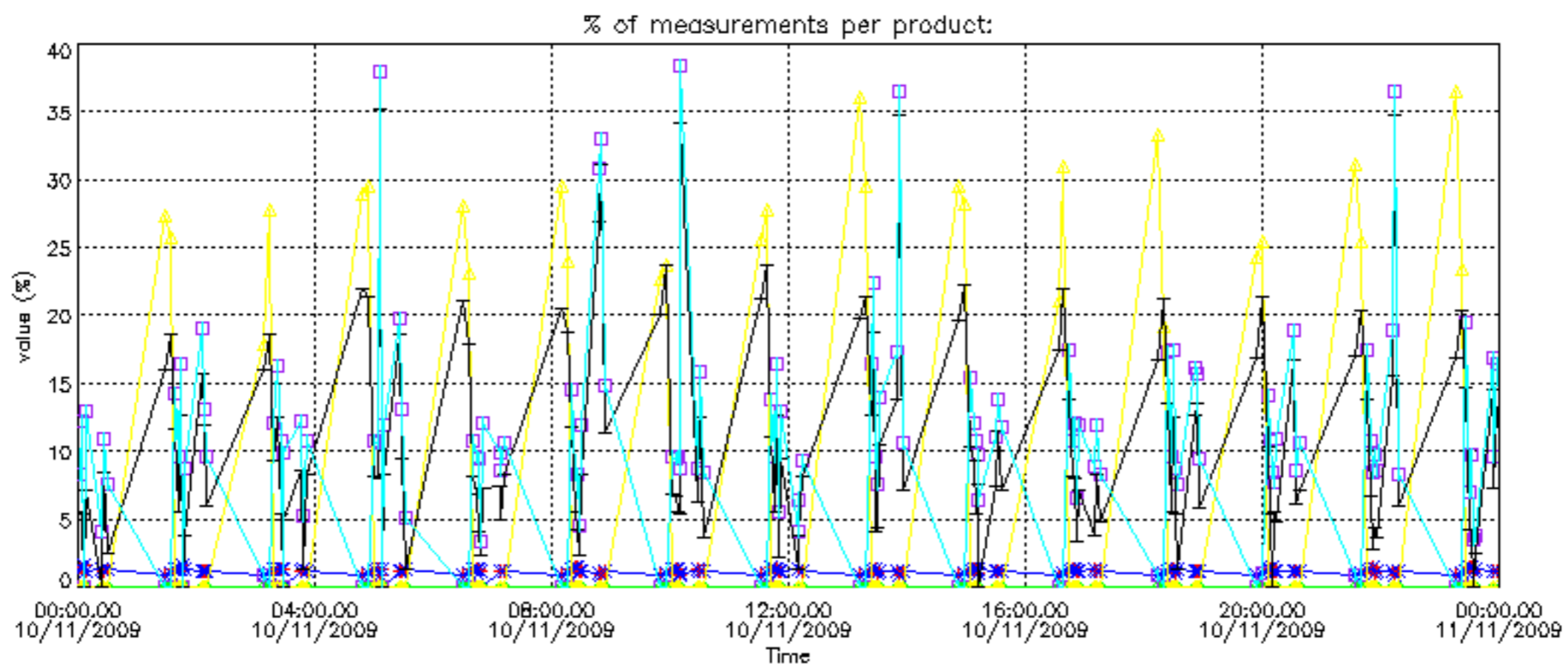
Percentage of flagged data per NO2 profile



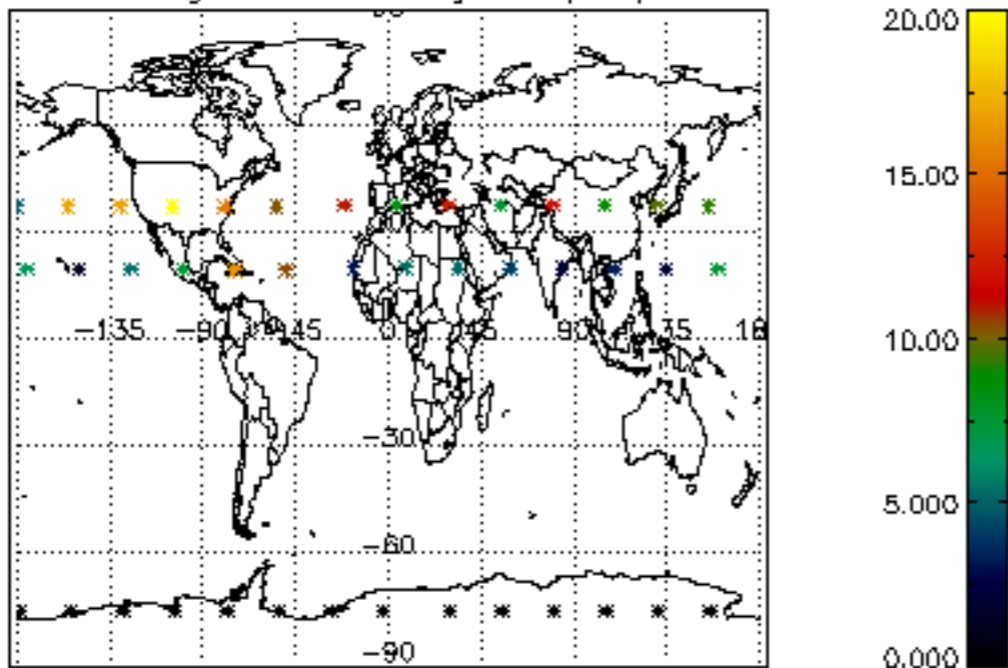
Percentage of flagged data per NO3 profile



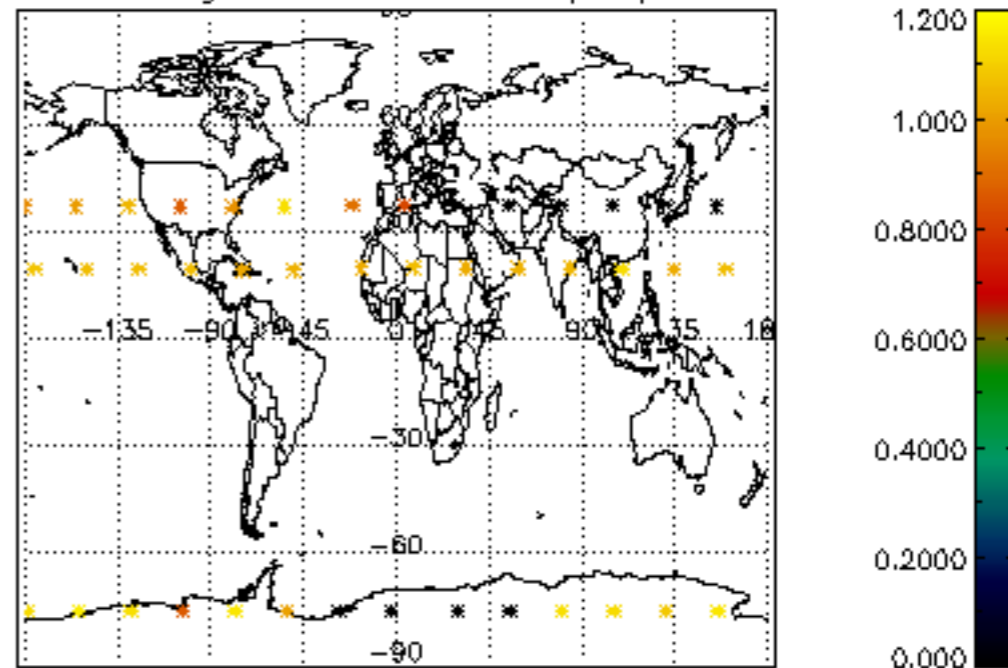




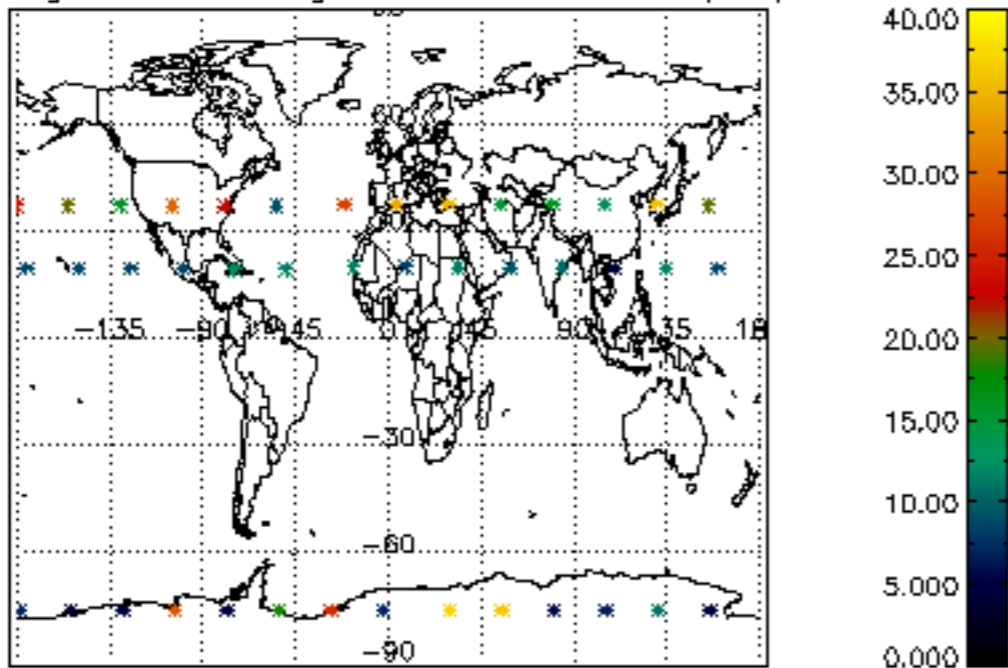
Percentage of cosmic ray hits per profile



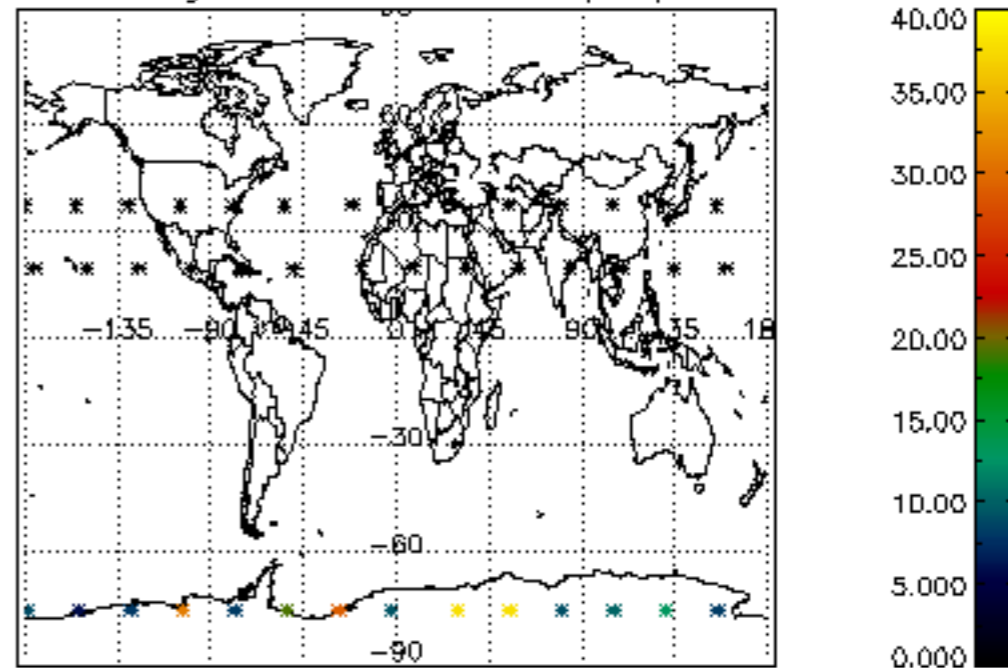
Percentage of datation errors per profile



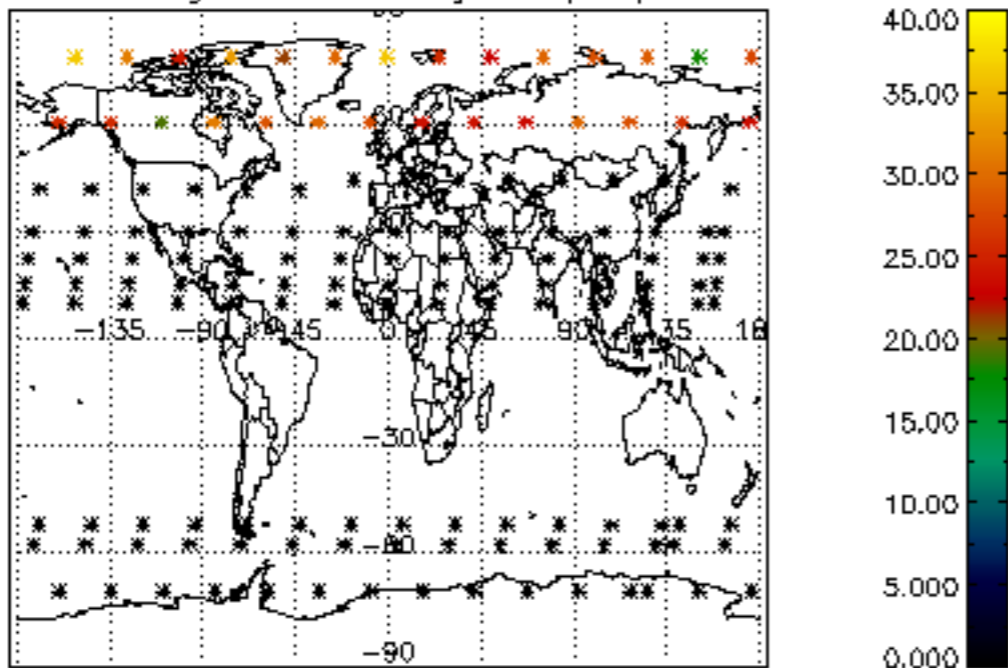
Percentage of star falling outside central band per profile



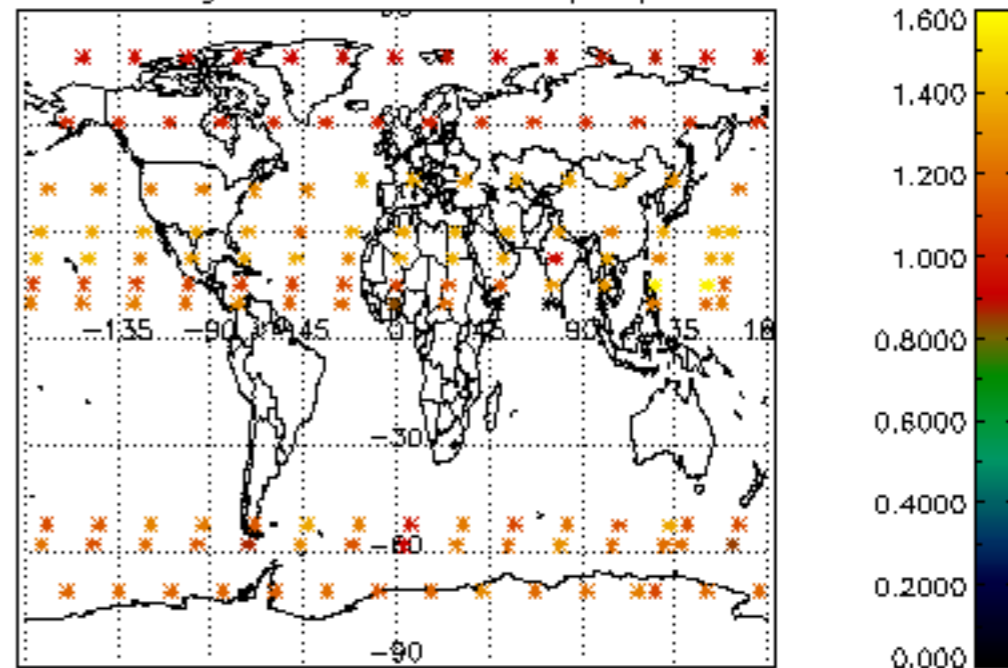
Percentage of saturation errors per profile



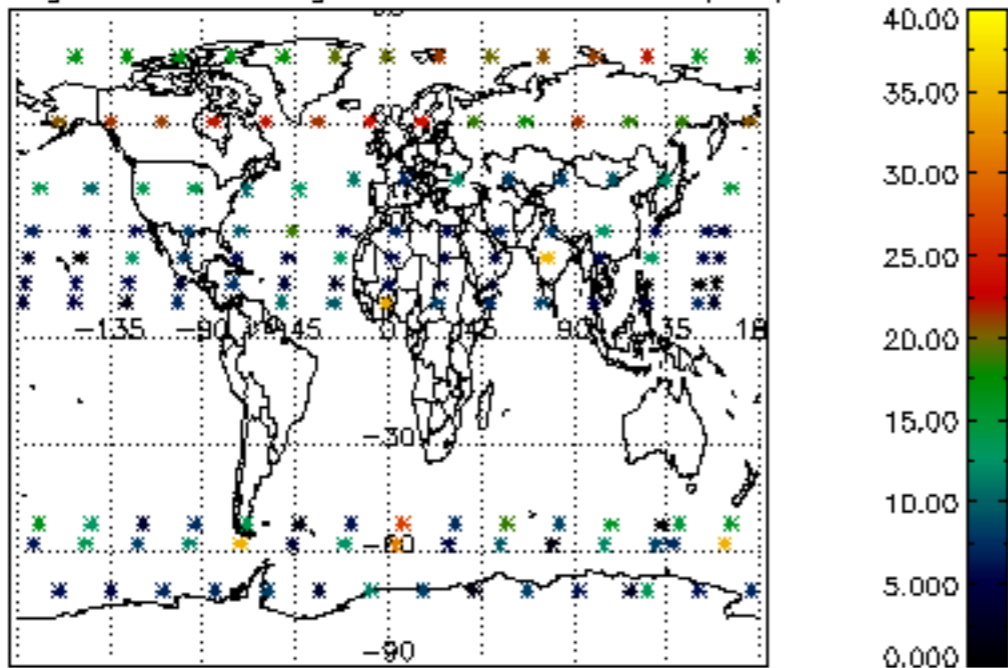
Percentage of cosmic ray hits per profile



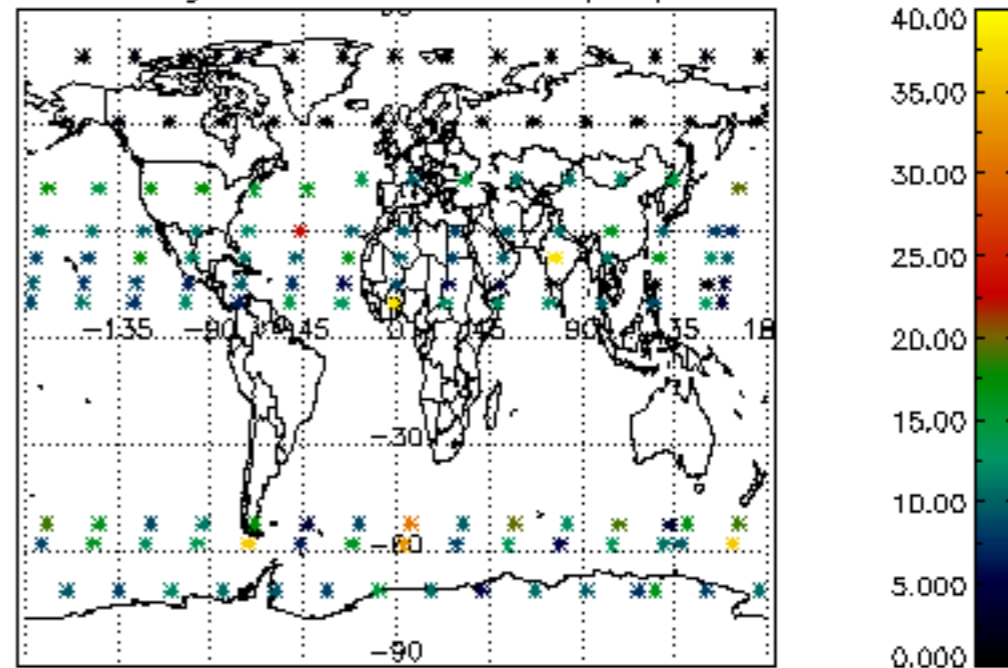
Percentage of datation errors per profile

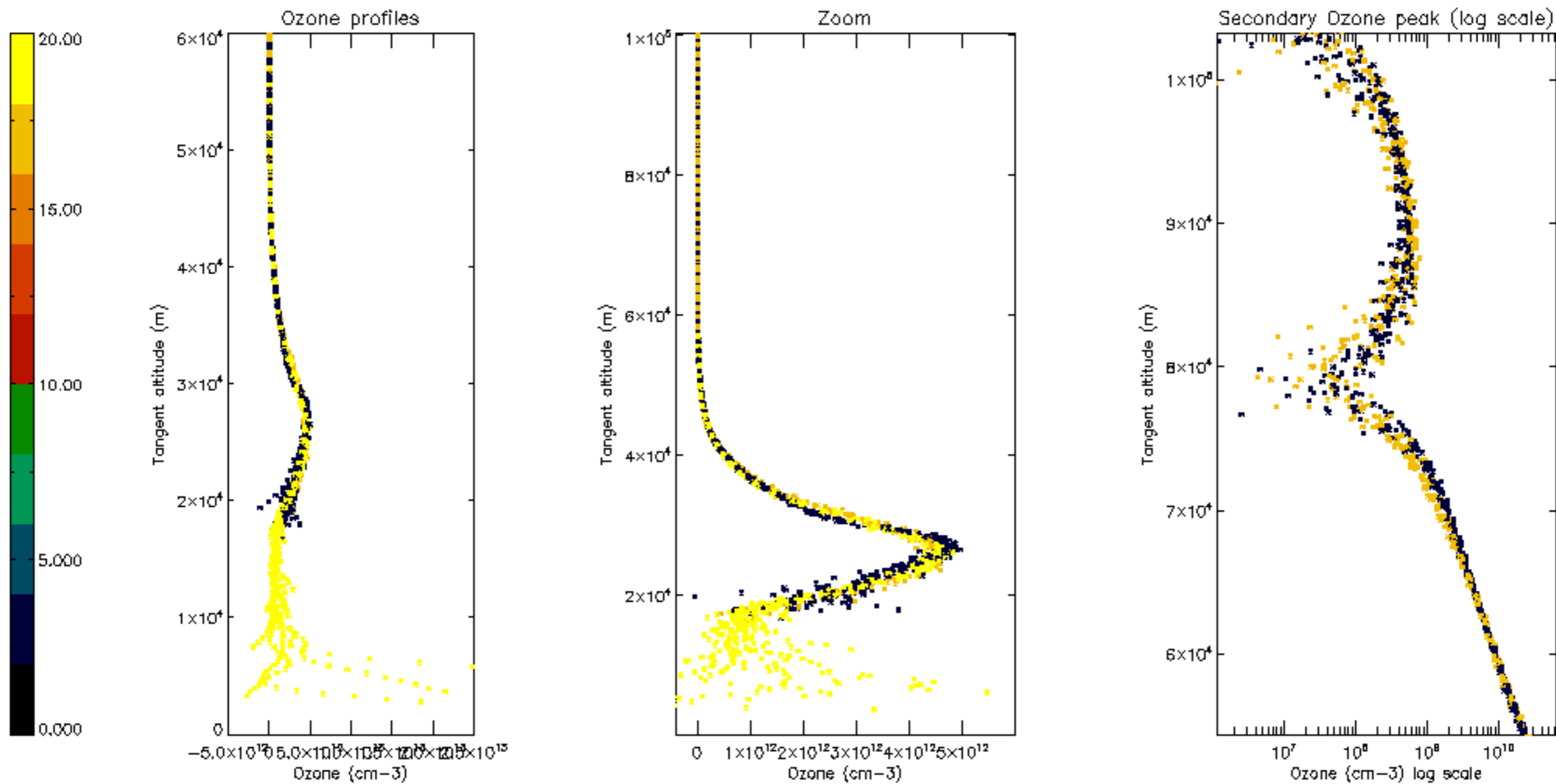


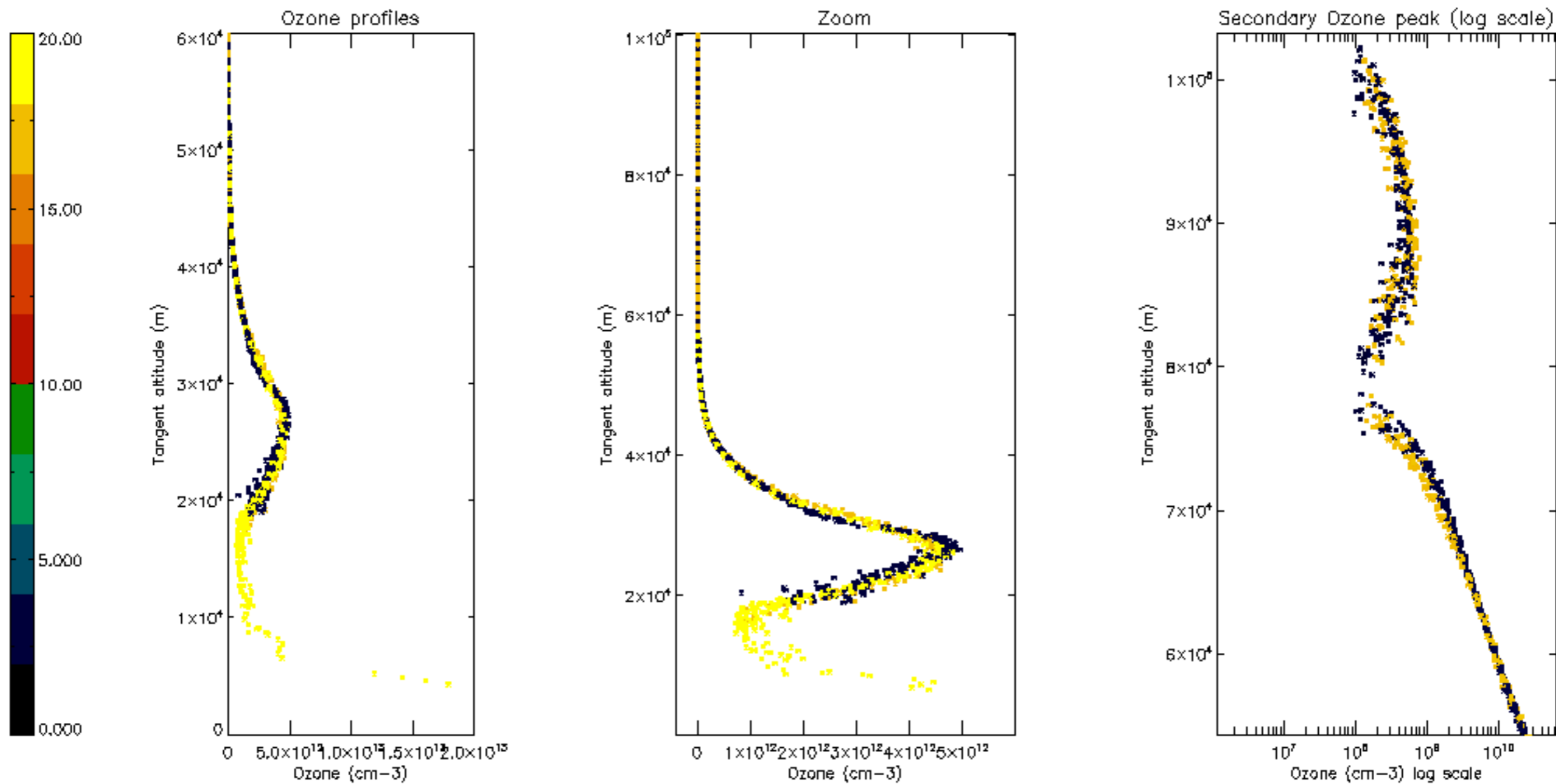
Percentage of star falling outside central band per profile

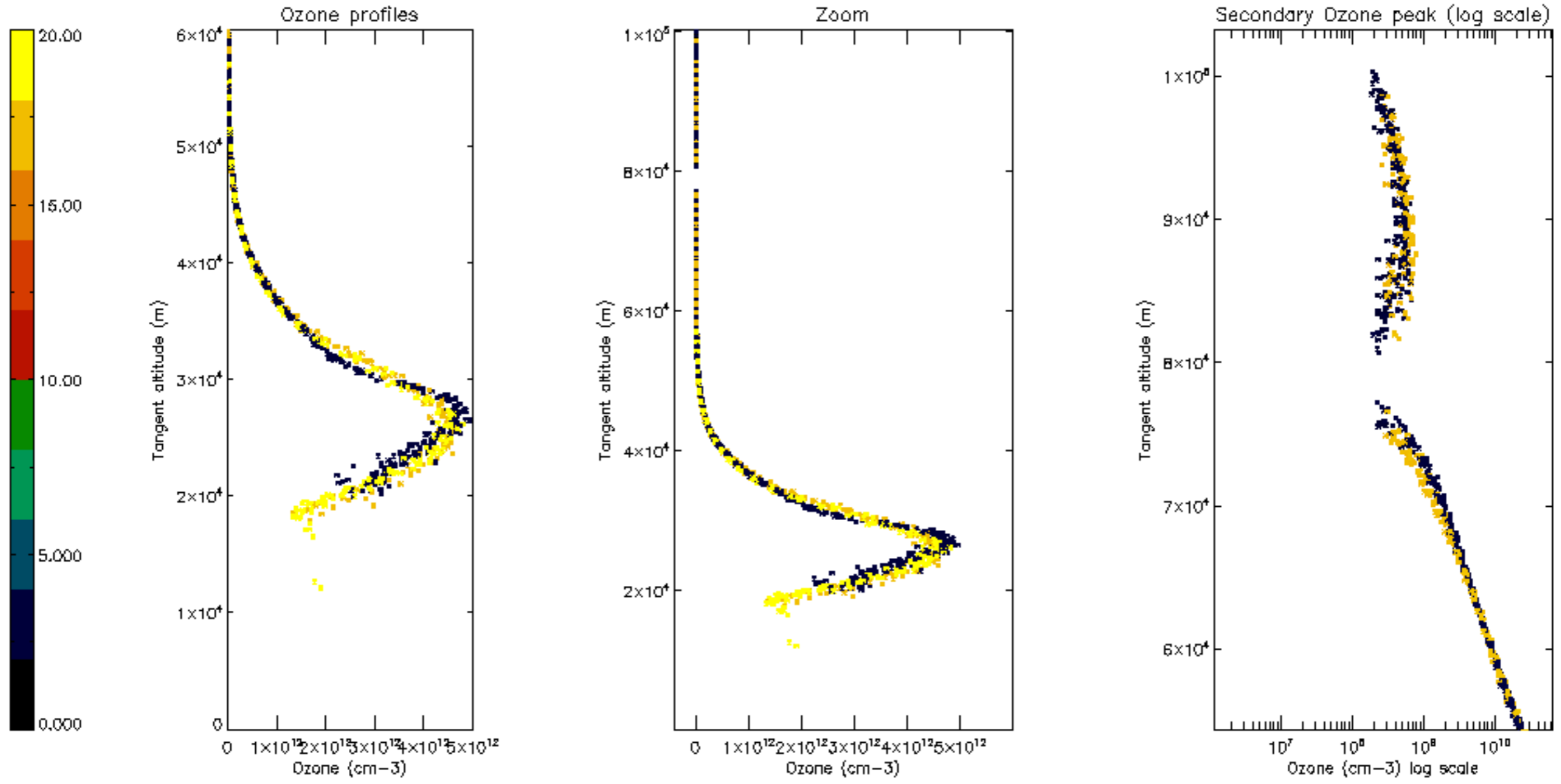


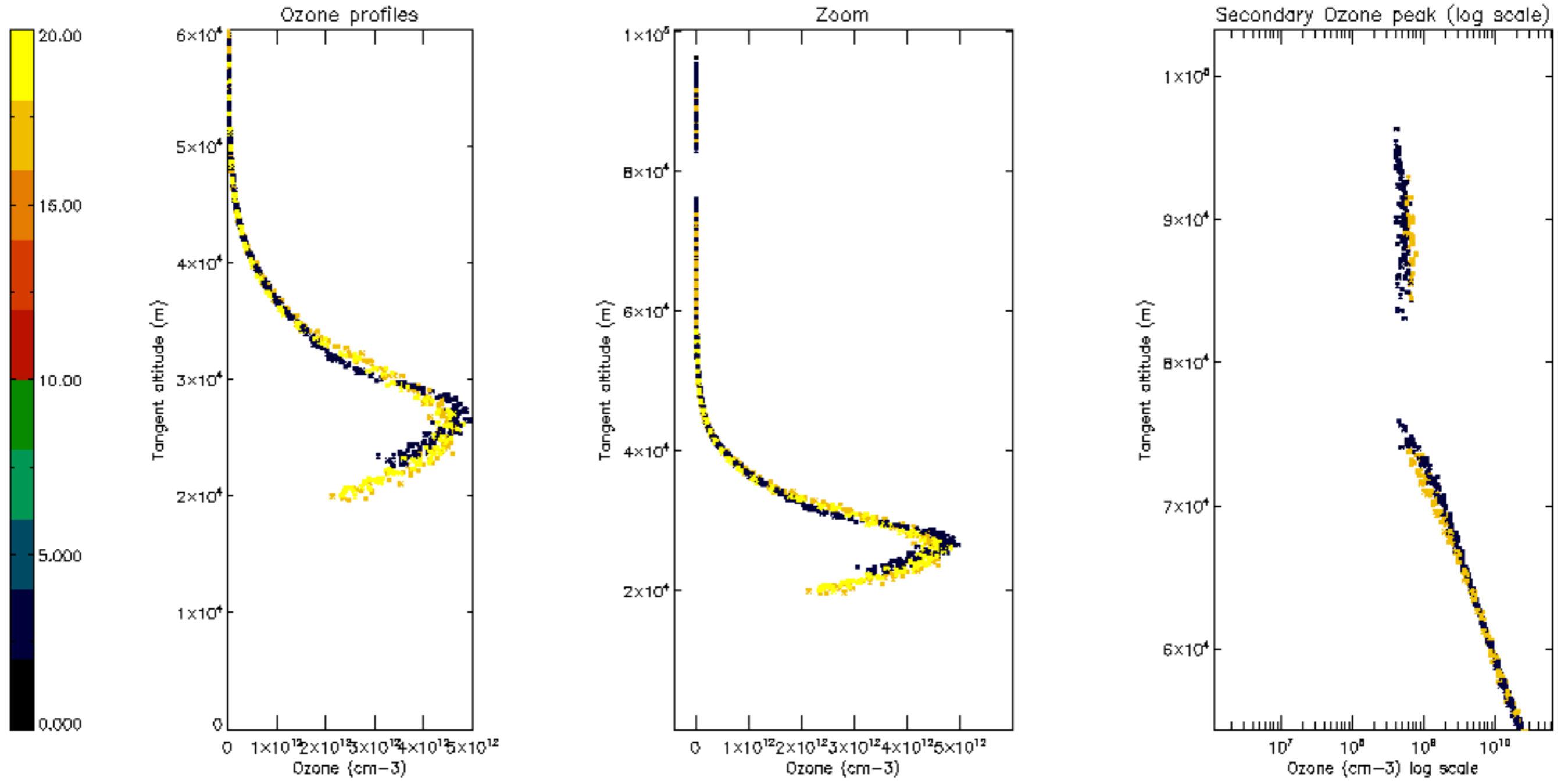
Percentage of saturation errors per profile

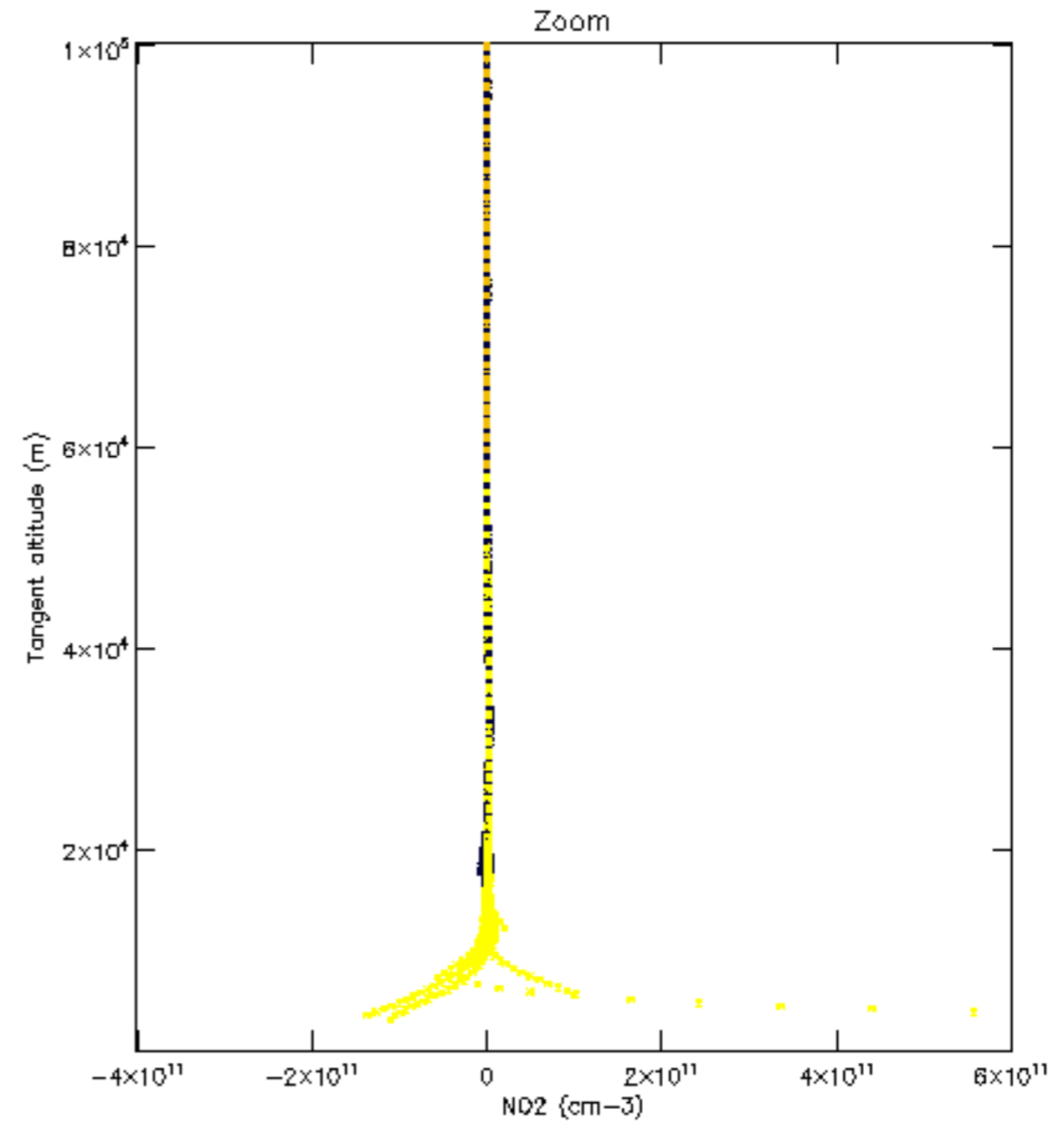
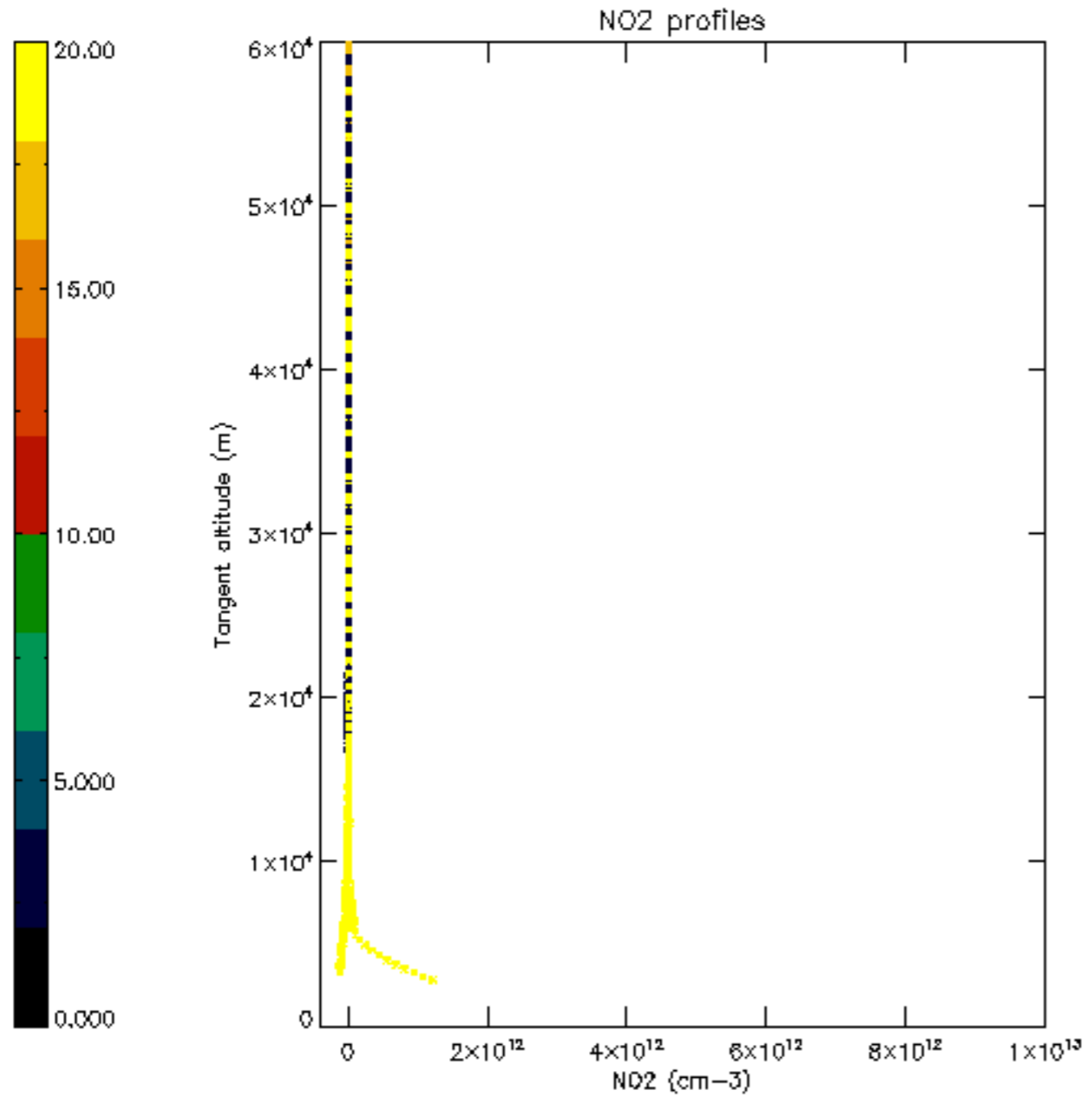


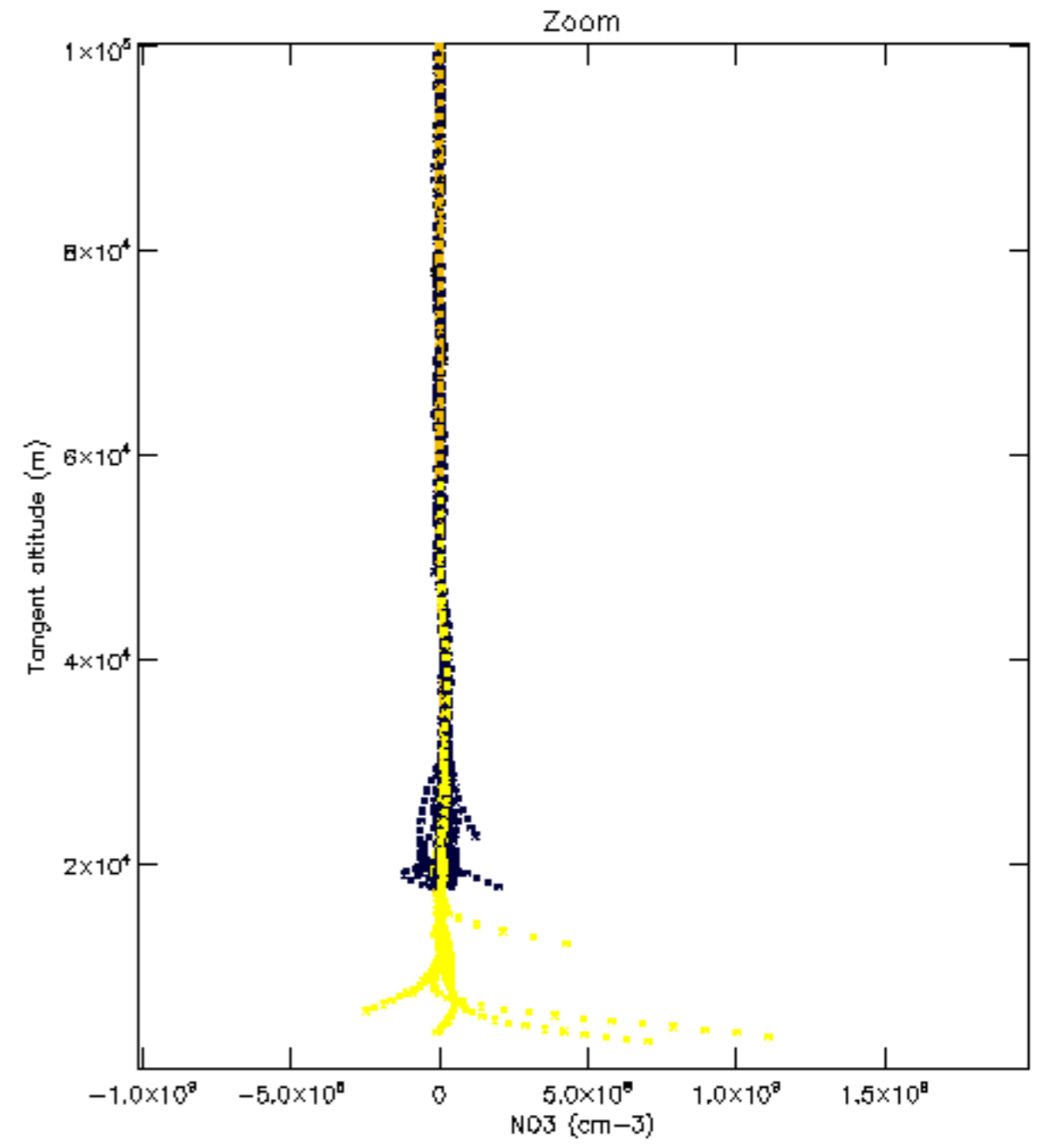
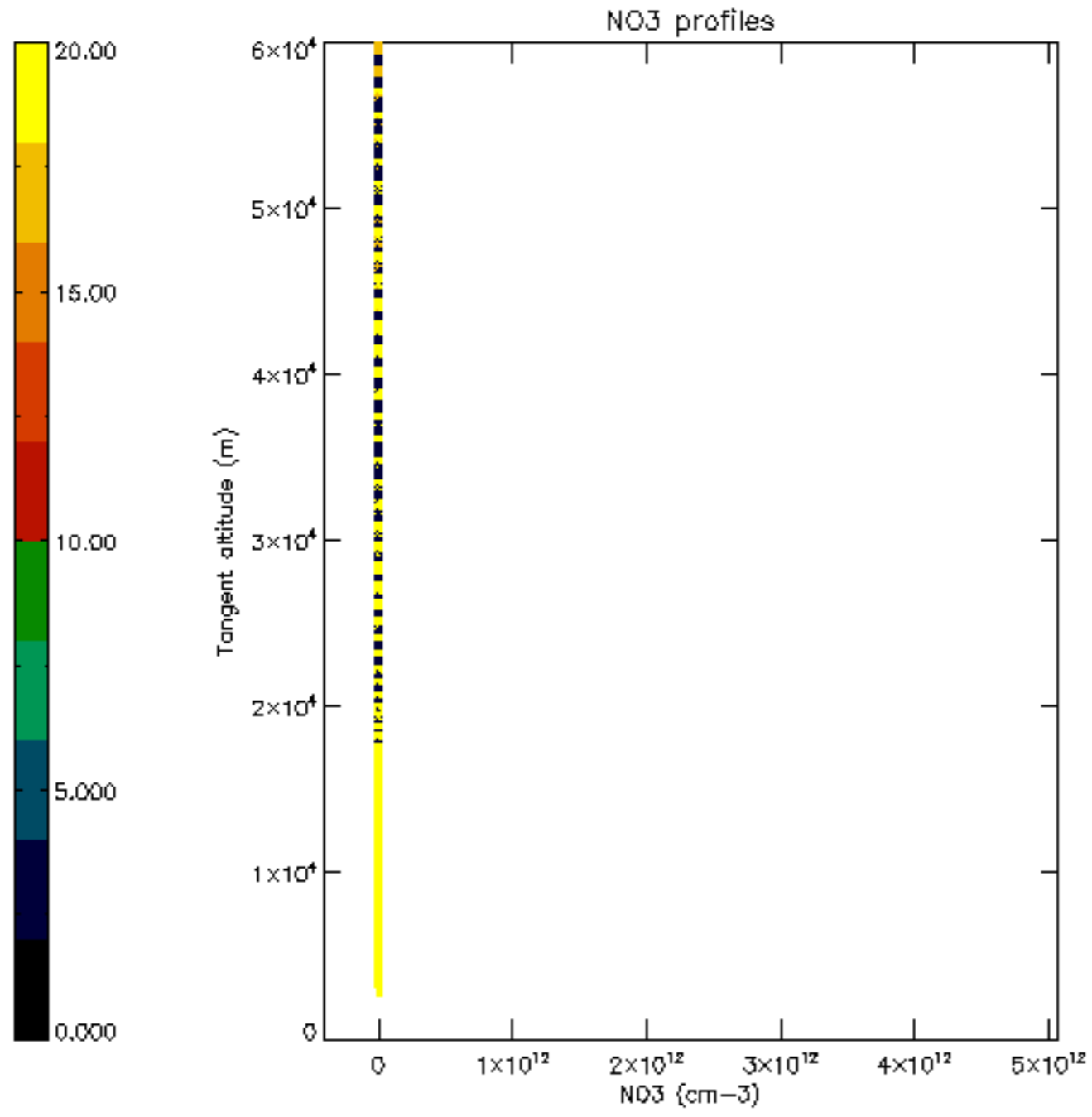


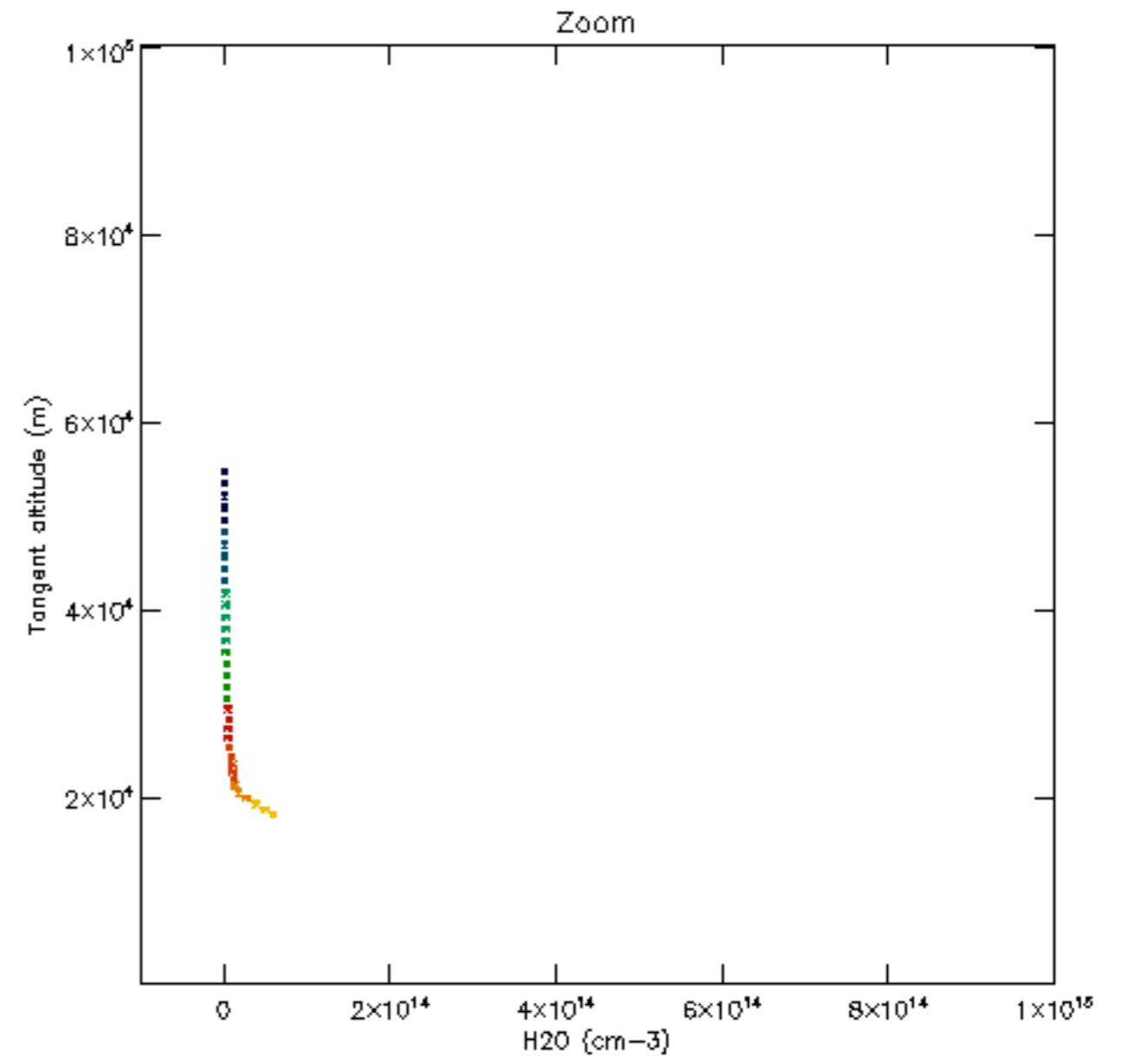
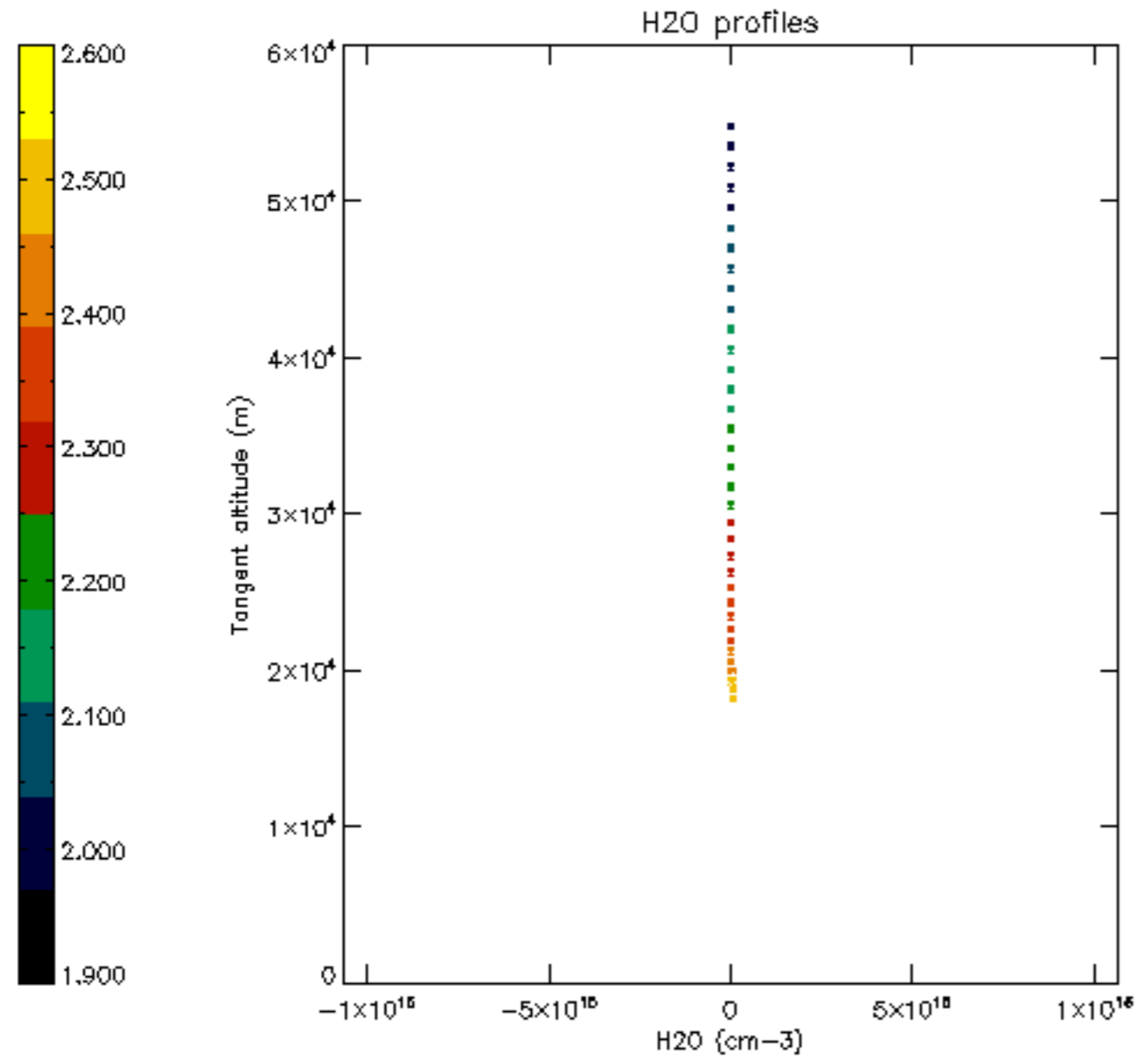


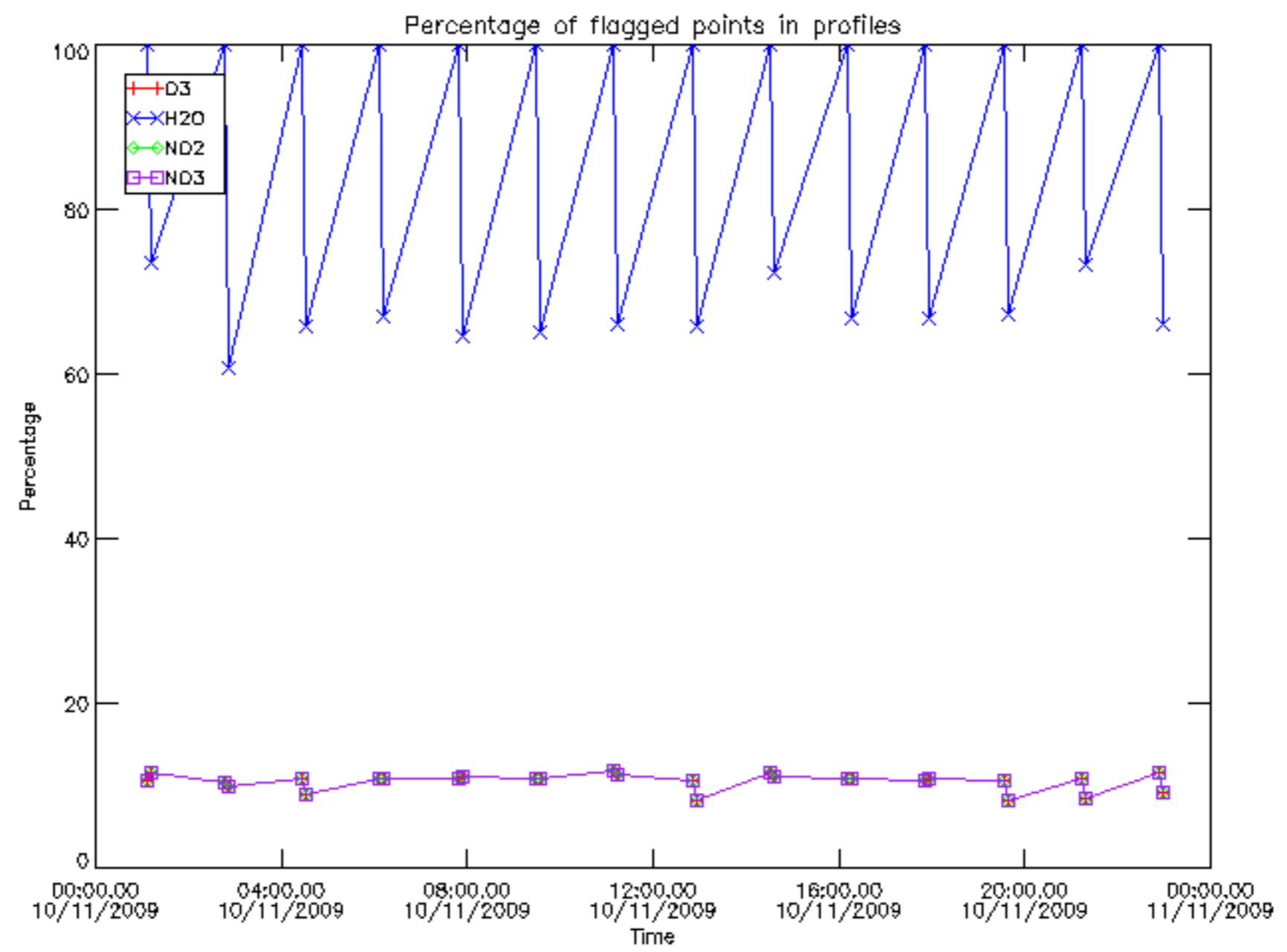




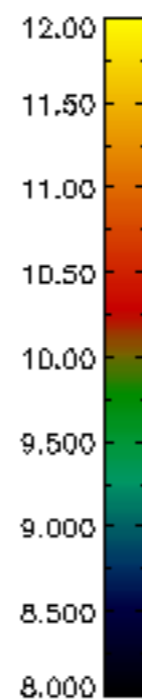
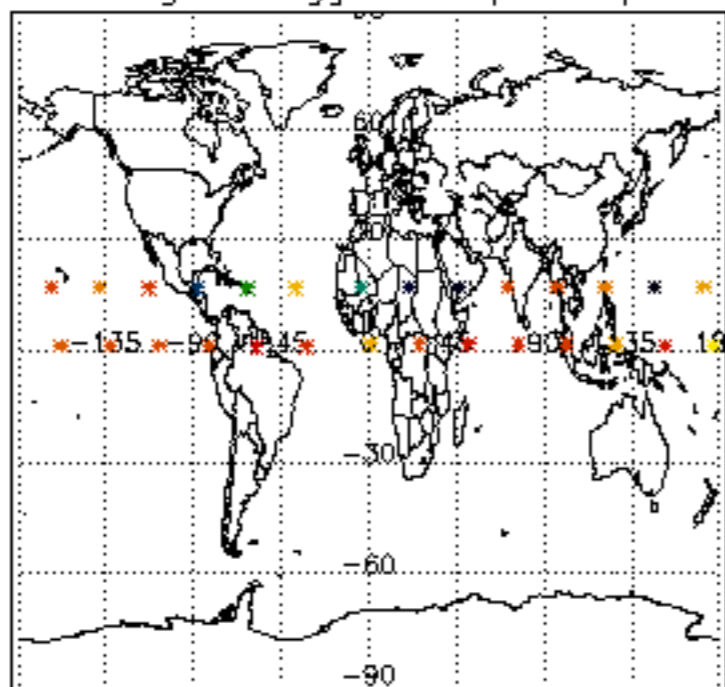




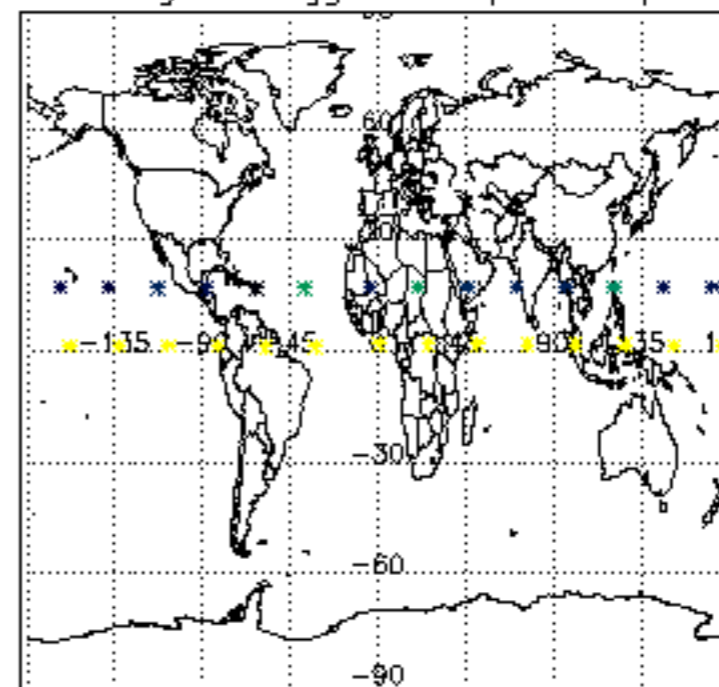




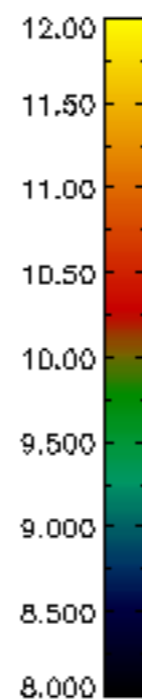
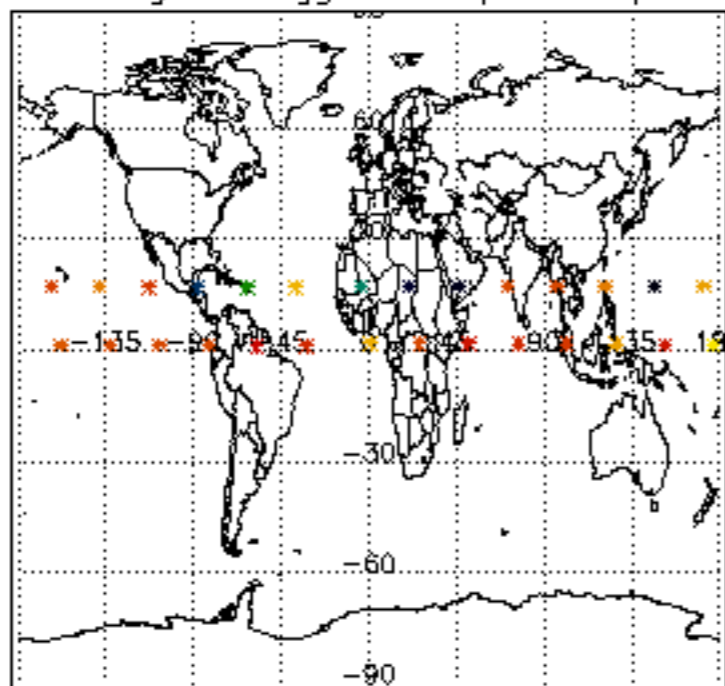
Percentage of flagged data per D3 profile



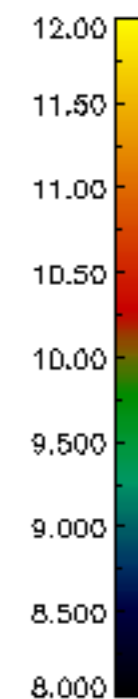
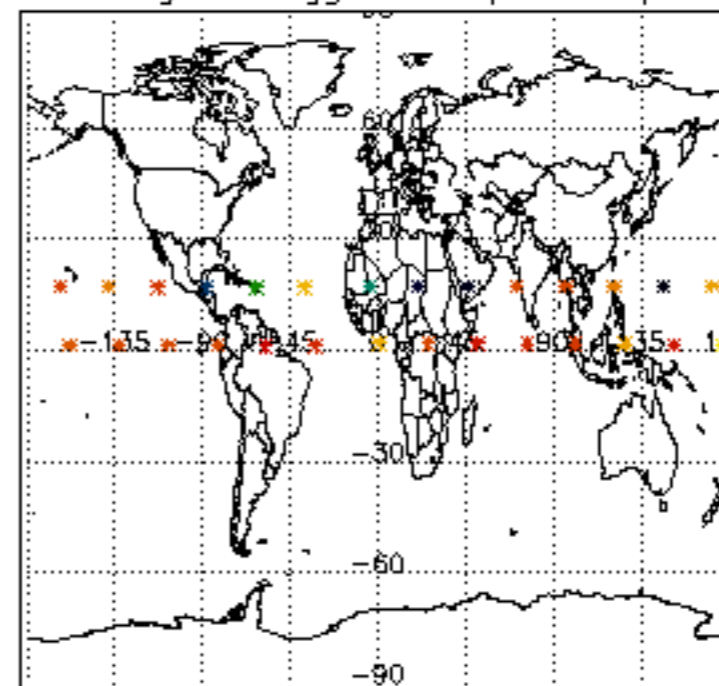
Percentage of flagged data per H2O profile

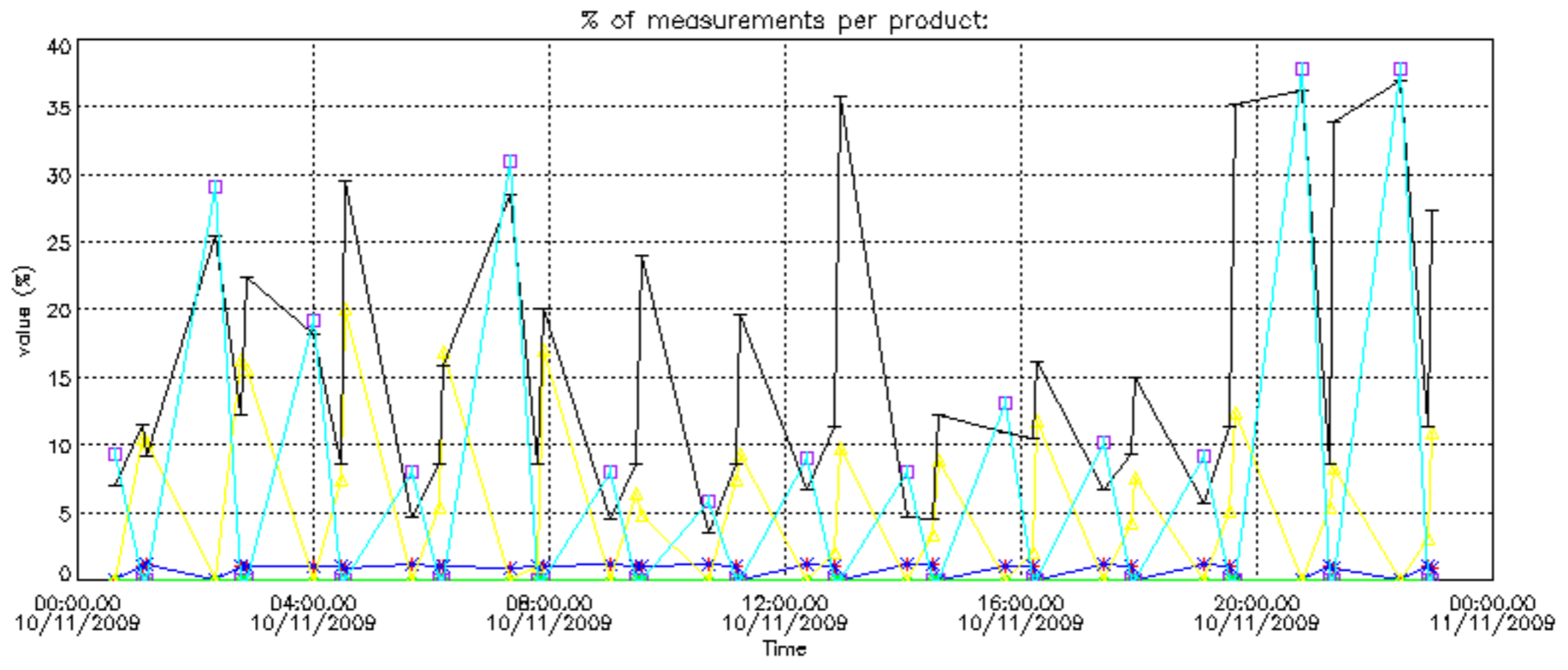


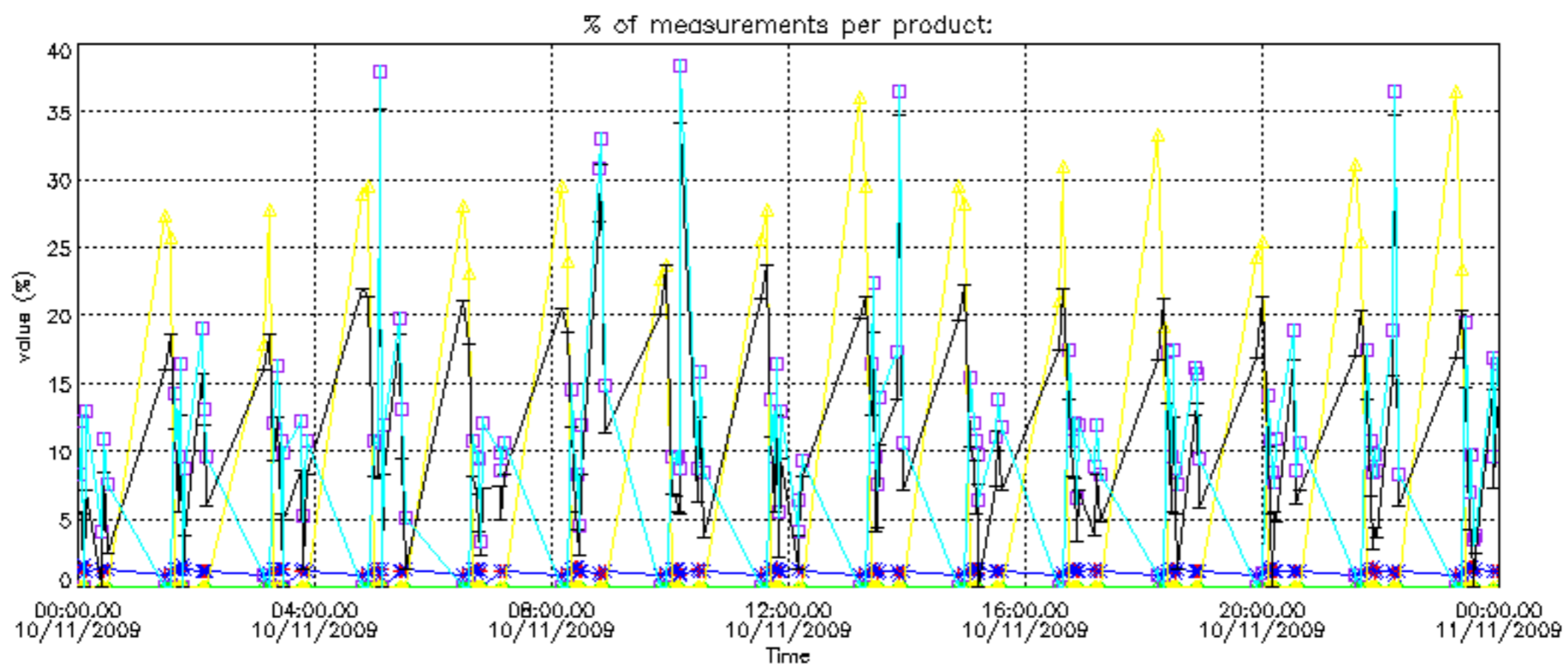
Percentage of flagged data per NO2 profile



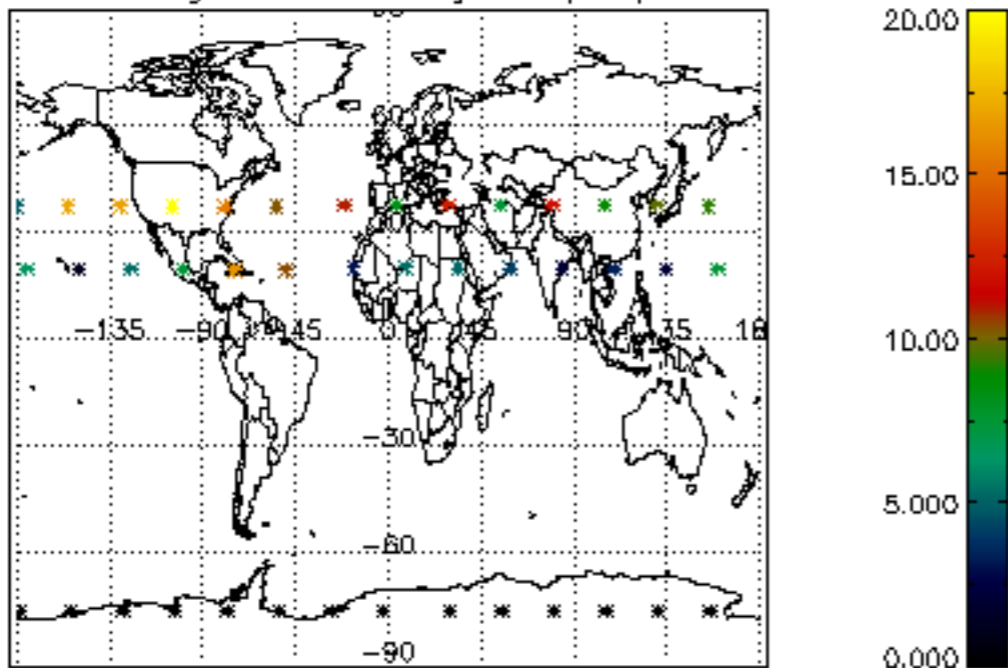
Percentage of flagged data per NO3 profile



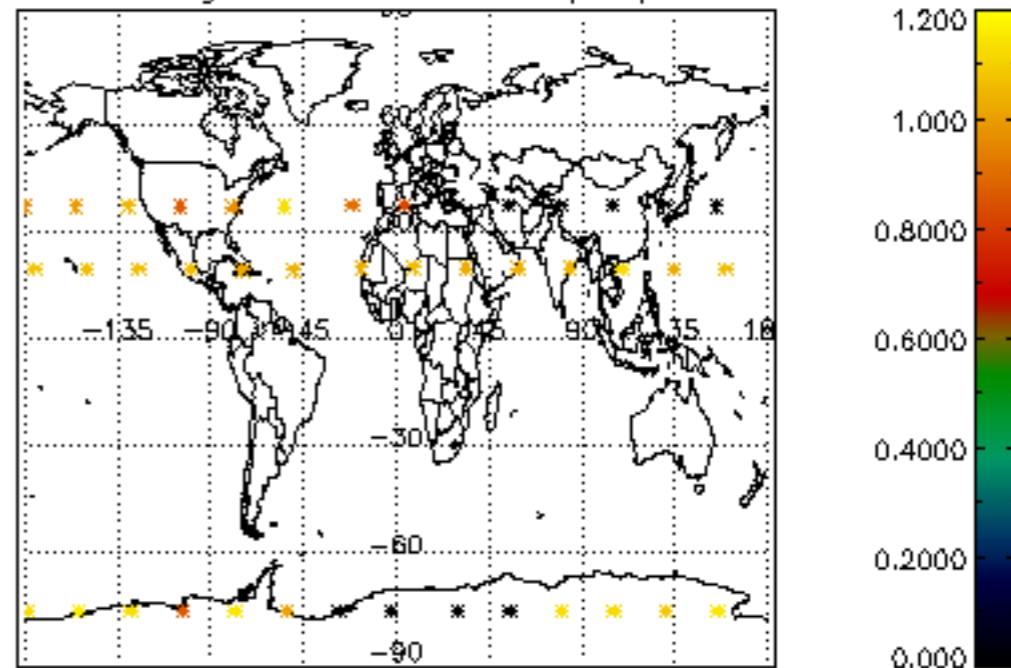




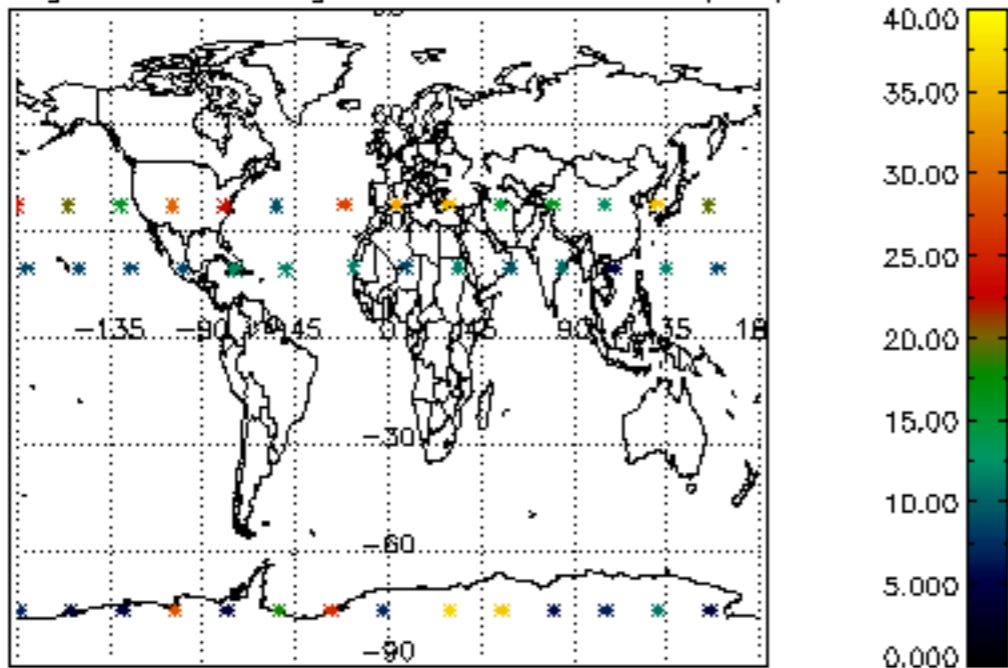
Percentage of cosmic ray hits per profile



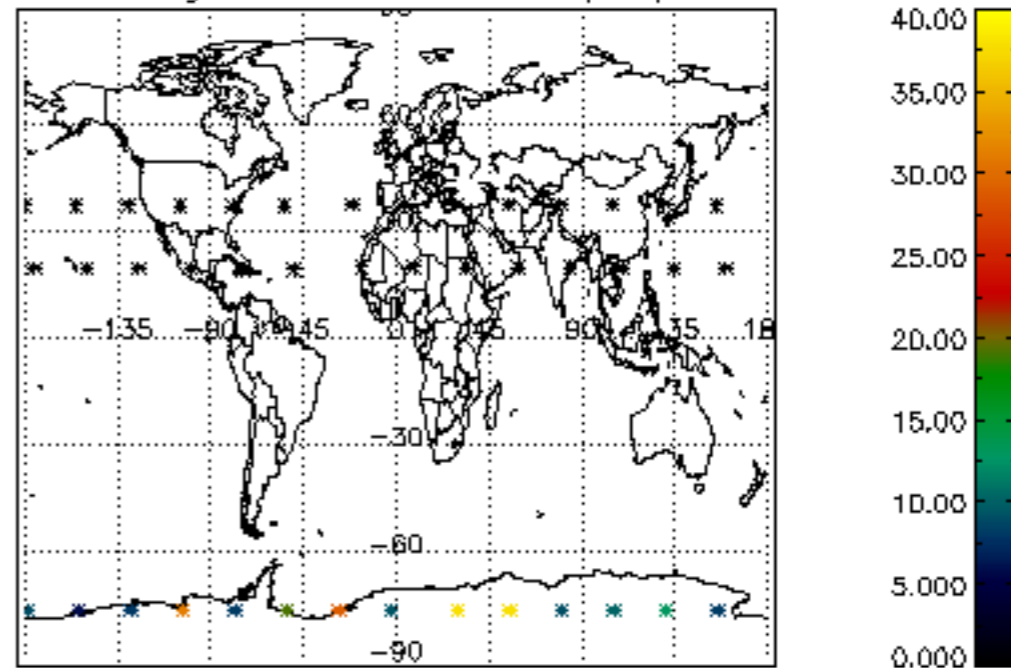
Percentage of datation errors per profile



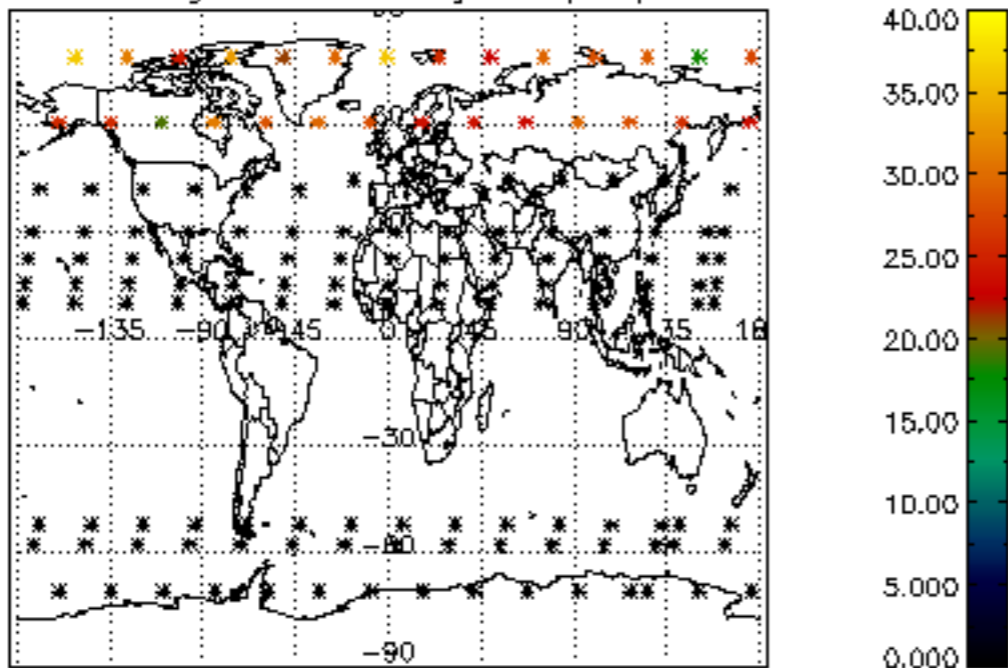
Percentage of star falling outside central band per profile



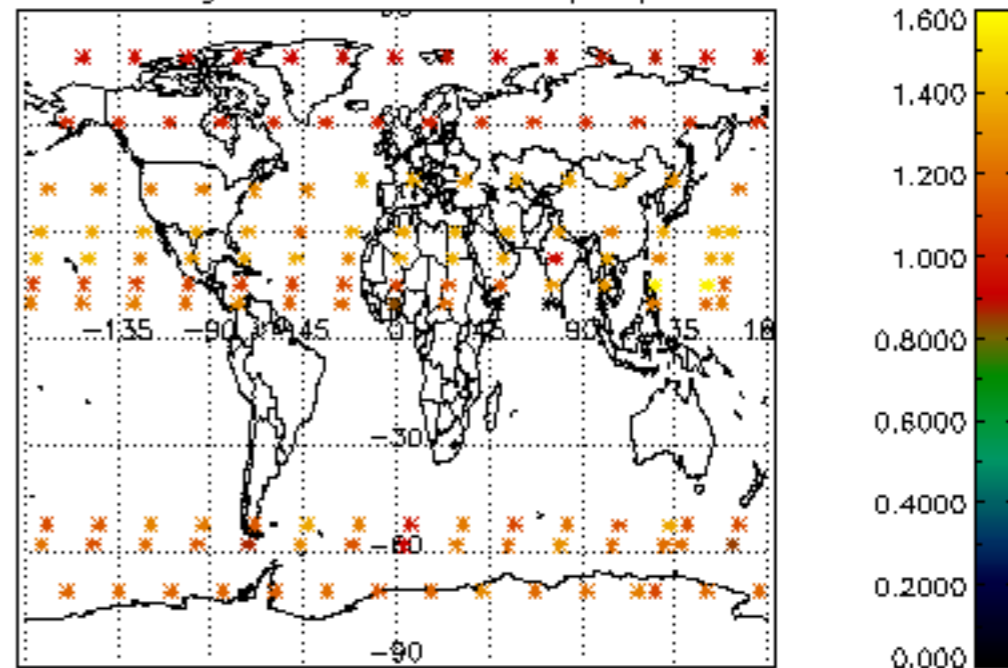
Percentage of saturation errors per profile



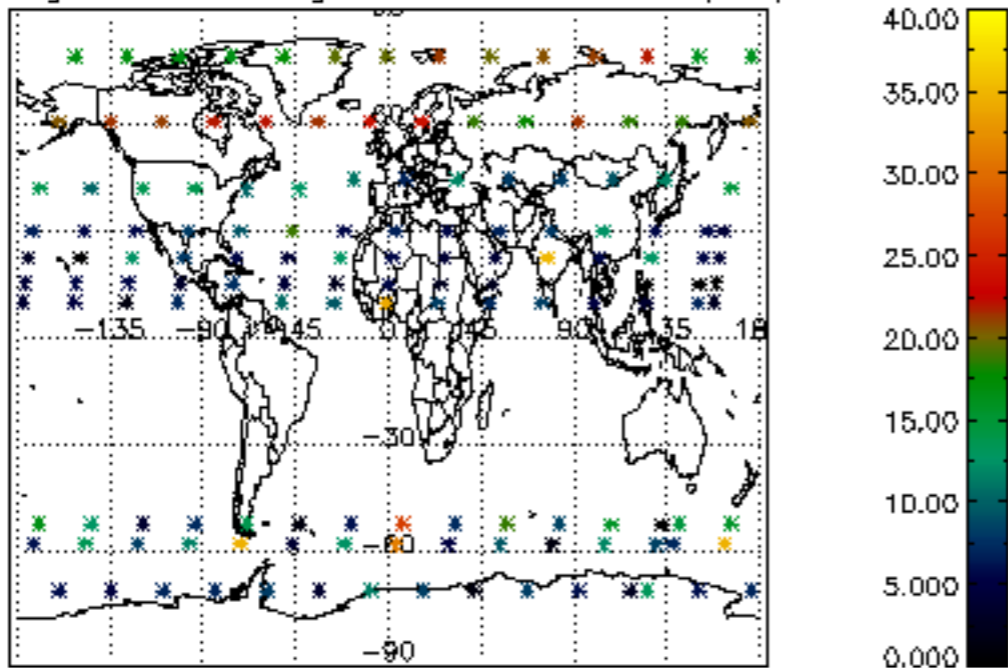
Percentage of cosmic ray hits per profile



Percentage of datation errors per profile



Percentage of star falling outside central band per profile



Percentage of saturation errors per profile

