

GOMOS Level 2 Daily Report

SUMMARY

[1. General Info](#)

[2. Summary of processed GOM_NL_2P products](#)

[3. Level 2 Quality information per product](#)

[3.1 Plot of level 2 quality information per product \(time dependant\)](#)

[3.2 Plot of level 2 quality information per product \(world map\)](#)

[4. Level 1 Quality information per product \(stored on level 2 products\)](#)

[4.1 Plot of level 1 quality information per product \(time dependant\)](#)

[4.1.1 Plot of level 1 quality information per product \(time dependant\): ASCENDING](#)

[4.1.2 Plot of level 1 quality information per product \(time dependant\): DESCENDING](#)

[4.2 Plot of level 1 quality information per product \(world map\)](#)

[4.2.1 Plot of level 1 quality information per product \(world map\): ASCENDING](#)

[4.2.2 Plot of level 1 quality information per product \(world map\): DESCENDING](#)

[5. Ozone profiles based on quality statistics and other trace gas profiles](#)

[5.1 Ozone statistics based on quality of products](#)

[5.2 Plot ozone profiles for all STD \(dark without errors\)](#)

[5.3 Plot ozone profiles where STD < 20% \(dark without errors\)](#)

[5.4. Plot ozone profiles where STD < 10% \(dark without errors\)](#)

[5.5. Plot ozone profiles where STD < 5% \(dark without errors\)](#)

[5.6 Plot NO2 profiles for all STD \(dark without errors\)](#)

[5.7 Plot NO3 profiles for all STD \(dark without errors\)](#)

[5.8 Plot H2O profiles \(only for occultations of stars 1,2,3,4,13,14,16,26,63 dark without errors\) for all STD](#)

[6. Auxiliary Data Files used for the production reported in section 2](#)

This report presents the daily analysis on parameters extracted from GOMOS level 2 data (GOM_NL__2P). It is intended to monitor some important parameters that will impact the quality of these products. A list of level 2 products (and content) that have arrived during the reporting day to the PCF is also given.

Item	Value
Time of report generation	26APR2013 13:43:42
Data source version	GOMOS/6.01
Start time of products	07-11-2009 (07NOV2009 00:00:00)
Stop time of products	08-11-2009 (08NOV2009 00:00:00)
Store outputs in DB	Yes
Nb of level 2 prods	172
Nb of prods with errors	0

2. Summary of processed GOM_NL__2P products.

Nr	Filename	UTC Start time	Limb	Duration	Star Id	Star Name	Star Mag	Star Temp	Nb Meas	Orbit	Prod. error
1	GOM_NL__2PRFIN20091107_000200_000000432084_00059_40193_8999.N1	07-NOV-2009 00:02:00	Bright	42.500	35	33Alp Per	1.7950	6250.0	85	40193	No
2	GOM_NL__2PRFIN20091107_001911_000000402084_00059_40193_9000.N1	07-NOV-2009 00:19:11	Bright	39.500	36	50Alp UMa	1.8000	6300.0	79	40193	No
3	GOM_NL__2PRFIN20091107_002049_000000382084_00059_40193_9001.N1	07-NOV-2009 00:20:49	Bright	37.500	82	48Bet UMa	2.3650	10600.	75	40193	No
4	GOM_NL__2PRFIN20091107_002438_000000432084_00059_40193_9002.N1	07-NOV-2009 00:24:38	Bright	43.000	174	52Psi UMa	3.0040	4400.0	86	40193	No
5	GOM_NL__2PRFIN20091107_003225_000000612084_00059_40193_9003.N1	07-NOV-2009 00:32:25	Bright	60.500	96	68Del Leo	2.5600	9300.0	121	40193	No
6	GOM_NL__2PRFIN20091107_005923_000000472084_00060_40194_9003.N1	07-NOV-2009 00:59:23	Dark	46.500	34	Gam2Vel	1.7930	23000.	93	40194	No
7	GOM_NL__2PRFIN20091107_010434_000000472084_00060_40194_9004.N1	07-NOV-2009 01:04:34	Dark	47.000	2	Alp Car	-0.73600	7000.0	94	40194	No
8	GOM_NL__2PRFIN20091107_011412_000000402084_00060_40194_9005.N1	07-NOV-2009 01:14:12	Straylight	39.500	157	The1Eri	2.9060	9300.0	79	40194	No
9	GOM_NL__2PRFIN20091107_012754_000000512084_00060_40194_9006.N1	07-NOV-2009 01:27:54	Twilight	51.000	94	92Alp Cet	2.5260	3100.0	102	40194	No
10	GOM_NL__2PRFIN20091107_013228_000000392084_00060_40194_9007.N1	07-NOV-2009 01:32:28	Bright	38.500	105	6Bet Ari	2.6450	8900.0	77	40194	No
11	GOM_NL__2PRFIN20091107_013642_000000382084_00060_40194_9008.N1	07-NOV-2009 01:36:42	Bright	37.500	173	4Bet Tri	3.0040	8900.0	75	40194	No
12	GOM_NL__2PRFIN20091107_013846_000000402084_00060_40194_9009.N1	07-NOV-2009 01:38:46	Bright	39.500	73	57Gam1And	2.2600	13100.	79	40194	No
13	GOM_NL__2PRFIN20091107_014235_000000432084_00060_40194_9010.N1	07-NOV-2009 01:42:35	Bright	42.500	35	33Alp Per	1.7950	6250.0	85	40194	No
14	GOM_NL__2PRFIN20091107_015947_000000452084_00060_40194_9011.N1	07-NOV-2009 01:59:47	Bright	45.000	36	50Alp UMa	1.8000	6300.0	90	40194	No
15	GOM_NL__2PRFIN20091107_020124_000000422084_00060_40194_9012.N1	07-NOV-2009 02:01:24	Bright	42.000	82	48Bet UMa	2.3650	10600.	84	40194	No
16	GOM_NL__2PRFIN20091107_020514_000000422084_00060_40194_9013.N1	07-NOV-2009 02:05:14	Bright	42.000	174	52Psi UMa	3.0040	4400.0	84	40194	No
17	GOM_NL__2PRFIN20091107_021302_000000422084_00060_40194_9014.N1	07-NOV-2009 02:13:02	Bright	41.500	96	68Del Leo	2.5600	9300.0	83	40194	No
18	GOM_NL__2PRFIN20091107_024000_000000492084_00061_40195_9014.N1	07-NOV-2009 02:40:00	Dark	48.500	34	Gam2Vel	1.7930	23000.	97	40195	No
19	GOM_NL__2PRFIN20091107_024511_000000592084_00061_40195_9015.N1	07-NOV-2009 02:45:11	Dark	58.500	2	Alp Car	-0.73600	7000.0	117	40195	No
20	GOM_NL__2PRFIN20091107_025452_000000382084_00061_40195_9016.N1	07-NOV-2009 02:54:52	Straylight	38.000	157	The1Eri	2.9060	9300.0	76	40195	No
21	GOM_NL__2PRFIN20091107_030830_000000502084_00061_40195_9017.N1	07-NOV-2009 03:08:30	Twilight	49.500	94	92Alp Cet	2.5260	3100.0	99	40195	No
22	GOM_NL__2PRFIN20091107_031304_000000392084_00061_40195_9018.N1	07-NOV-2009 03:13:04	Bright	38.500	105	6Bet Ari	2.6450	8900.0	77	40195	No
23	GOM_NL__2PRFIN20091107_031718_000000382084_00061_40195_9019.N1	07-NOV-2009 03:17:18	Bright	38.000	173	4Bet Tri	3.0040	8900.0	76	40195	No
24	GOM_NL__2PRFIN20091107_031921_000000382084_00061_40195_9020.N1	07-NOV-2009 03:19:21	Bright	38.000	73	57Gam1And	2.2600	13100.	76	40195	No
25	GOM_NL__2PRFIN20091107_032310_000000432084_00061_40195_9021.N1	07-NOV-2009 03:23:10	Bright	43.000	35	33Alp Per	1.7950	6250.0	86	40195	No
26	GOM_NL__2PRFIN20091107_034022_000000422084_00061_40195_9022.N1	07-NOV-2009 03:40:22	Bright	42.000	36	50Alp UMa	1.8000	6300.0	84	40195	No
27	GOM_NL__2PRFIN20091107_034200_000000382084_00061_40195_9023.N1	07-NOV-2009 03:42:00	Bright	38.000	82	48Bet UMa	2.3650	10600.	76	40195	No
28	GOM_NL__2PRFIN20091107_034549_000000422084_00061_40195_9024.N1	07-NOV-2009 03:45:49	Bright	41.500	174	52Psi UMa	3.0040	4400.0	83	40195	No
29	GOM_NL__2PRFIN20091107_035338_000000612084_00061_40195_9025.N1	07-NOV-2009 03:53:38	Bright	61.000	96	68Del Leo	2.5600	9300.0	122	40195	No
30	GOM_NL__2PRFIN20091107_042037_000000482084_00062_40196_9025.N1	07-NOV-2009 04:20:37	Dark	48.000	34	Gam2Vel	1.7930	23000.	96	40196	No
31	GOM_NL__2PRFIN20091107_042548_000000482084_00062_40196_9026.N1	07-NOV-2009 04:25:48	Dark	47.500	2	Alp Car	-0.73600	7000.0	95	40196	No
32	GOM_NL__2PRFIN20091107_044311_000000282084_00062_40196_9027.N1	07-NOV-2009 04:43:11	Straylight	28.000	165	34Gam Eri	2.9500	3200.0	56	40196	No
33	GOM_NL__2PRFIN20091107_044906_000000502084_00062_40196_9028.N1	07-NOV-2009 04:49:06	Twilight	50.000	94	92Alp Cet	2.5260	3100.0	100	40196	No
34	GOM_NL__2PRFIN20091107_045340_000000392084_00062_40196_9029.N1	07-NOV-2009 04:53:40	Bright	38.500	105	6Bet Ari	2.6450	8900.0	77	40196	No
35	GOM_NL__2PRFIN20091107_045754_000000382084_00062_40196_9030.N1	07-NOV-2009 04:57:54	Bright	37.500	173	4Bet Tri	3.0040	8900.0	75	40196	No
36	GOM_NL__2PRFIN20091107_045957_000000382084_00062_40196_9031.N1	07-NOV-2009 04:59:57	Bright	37.500	73	57Gam1And	2.2600	13100.	75	40196	No
37	GOM_NL__2PRFIN20091107_050346_000000432084_00062_40196_9032.N1	07-NOV-2009 05:03:46	Bright	42.500	35	33Alp Per	1.7950	6250.0	85	40196	No
38	GOM_NL__2PRFIN20091107_052058_000000442084_00062_40196_9033.N1	07-NOV-2009 05:20:58	Bright	43.500	36	50Alp UMa	1.8000	6300.0	87	40196	No
39	GOM_NL__2PRFIN20091107_052236_000000512084_00062_40196_9034.N1	07-NOV-2009 05:22:36	Bright	51.000	82	48Bet UMa	2.3650	10600.	102	40196	No
40	GOM_NL__2PRFIN20091107_052626_000000382084_00062_40196_9035.N1	07-NOV-2009 05:26:26	Bright	37.500	174	52Psi UMa	3.0040	4400.0	75	40196	No
41	GOM_NL__2PRFIN20091107_053415_000000552084_00062_40196_9036.N1	07-NOV-2009 05:34:15	Bright	55.000	96	68Del Leo	2.5600	9300.0	110	40196	No
42	GOM_NL__2PRFIN20091107_060115_000000462084_00063_40197_9036.N1	07-NOV-2009 06:01:15	Dark	46.000	34	Gam2Vel	1.7930	23000.	92	40197	No

43	GOM_NL__2PRFIN20091107_060624_000000532084_00063_40197_9037.N1	07-NOV-2009 06:06:24	Dark	53.000	2	Alp Car	-0.73600	7000.0	106	40197	No
44	GOM_NL__2PRFIN20091107_062347_000000282084_00063_40197_9038.N1	07-NOV-2009 06:23:47	Straylight	28.000	165	34Gam Eri	2.9500	3200.0	56	40197	No
45	GOM_NL__2PRFIN20091107_062942_000000522084_00063_40197_9039.N1	07-NOV-2009 06:29:42	Tw_i_and_stray	51.500	94	92Alp Cet	2.5260	3100.0	103	40197	No
46	GOM_NL__2PRFIN20091107_063416_000000392084_00063_40197_9040.N1	07-NOV-2009 06:34:16	Bright	38.500	105	6Bet Ari	2.6450	8900.0	77	40197	No
47	GOM_NL__2PRFIN20091107_063830_000000372084_00063_40197_9041.N1	07-NOV-2009 06:38:30	Bright	36.500	173	4Bet Tri	3.0040	8900.0	73	40197	No
48	GOM_NL__2PRFIN20091107_064033_000000392084_00063_40197_9042.N1	07-NOV-2009 06:40:33	Bright	39.000	73	57Gam1And	2.2600	13100.	78	40197	No
49	GOM_NL__2PRFIN20091107_064421_000000432084_00063_40197_9043.N1	07-NOV-2009 06:44:21	Bright	42.500	35	33Alp Per	1.7950	6250.0	85	40197	No
50	GOM_NL__2PRFIN20091107_070134_000000432084_00063_40197_9044.N1	07-NOV-2009 07:01:34	Bright	43.000	36	50Alp UMa	1.8000	6300.0	86	40197	No
51	GOM_NL__2PRFIN20091107_070312_000000402084_00063_40197_9045.N1	07-NOV-2009 07:03:12	Bright	40.000	82	48Bet UMa	2.3650	10600.	80	40197	No
52	GOM_NL__2PRFIN20091107_070701_000000462084_00063_40197_9046.N1	07-NOV-2009 07:07:01	Bright	46.000	174	52Psi UMa	3.0040	4400.0	92	40197	No
53	GOM_NL__2PRFIN20091107_071450_000000422084_00063_40197_9047.N1	07-NOV-2009 07:14:50	Bright	41.500	96	68Del Leo	2.5600	9300.0	83	40197	No
54	GOM_NL__2PRFIN20091107_074151_000000472084_00064_40198_9048.N1	07-NOV-2009 07:41:51	Dark	47.000	34	Gam2Vel	1.7930	23000.	94	40198	No
55	GOM_NL__2PRFIN20091107_074701_000000462084_00064_40198_9049.N1	07-NOV-2009 07:47:01	Dark	45.500	2	Alp Car	-0.73600	7000.0	91	40198	No
56	GOM_NL__2PRFIN20091107_080423_000000342084_00064_40198_9050.N1	07-NOV-2009 08:04:23	Straylight	34.000	165	34Gam Eri	2.9500	3200.0	68	40198	No
57	GOM_NL__2PRFIN20091107_081018_000000512084_00064_40198_9051.N1	07-NOV-2009 08:10:18	Tw_i_and_stray	50.500	94	92Alp Cet	2.5260	3100.0	101	40198	No
58	GOM_NL__2PRFIN20091107_081452_000000382084_00064_40198_9052.N1	07-NOV-2009 08:14:52	Bright	38.000	105	6Bet Ari	2.6450	8900.0	76	40198	No
59	GOM_NL__2PRFIN20091107_081906_000000382084_00064_40198_9053.N1	07-NOV-2009 08:19:06	Bright	37.500	173	4Bet Tri	3.0040	8900.0	75	40198	No
60	GOM_NL__2PRFIN20091107_082109_000000372084_00064_40198_9054.N1	07-NOV-2009 08:21:09	Bright	36.500	73	57Gam1And	2.2600	13100.	73	40198	No
61	GOM_NL__2PRFIN20091107_082457_000000442084_00064_40198_9055.N1	07-NOV-2009 08:24:57	Bright	44.000	35	33Alp Per	1.7950	6250.0	88	40198	No
62	GOM_NL__2PRFIN20091107_084210_000000442084_00064_40198_9056.N1	07-NOV-2009 08:42:10	Bright	43.500	36	50Alp UMa	1.8000	6300.0	87	40198	No
63	GOM_NL__2PRFIN20091107_084348_000000412084_00064_40198_9057.N1	07-NOV-2009 08:43:48	Bright	40.500	82	48Bet UMa	2.3650	10600.	81	40198	No
64	GOM_NL__2PRFIN20091107_084737_000000402084_00064_40198_9058.N1	07-NOV-2009 08:47:37	Bright	40.000	174	52Psi UMa	3.0040	4400.0	80	40198	No
65	GOM_NL__2PRFIN20091107_085527_000000612084_00064_40198_9059.N1	07-NOV-2009 08:55:27	Bright	61.000	96	68Del Leo	2.5600	9300.0	122	40198	No
66	GOM_NL__2PRFIN20091107_092228_000000452084_00065_40199_9059.N1	07-NOV-2009 09:22:28	Dark	44.500	34	Gam2Vel	1.7930	23000.	89	40199	No
67	GOM_NL__2PRFIN20091107_092738_000000482084_00065_40199_9060.N1	07-NOV-2009 09:27:38	Dark	47.500	2	Alp Car	-0.73600	7000.0	95	40199	No
68	GOM_NL__2PRFIN20091107_094459_000000342084_00065_40199_9061.N1	07-NOV-2009 09:44:59	Straylight	34.000	165	34Gam Eri	2.9500	3200.0	68	40199	No
69	GOM_NL__2PRFIN20091107_095053_000000512084_00065_40199_9062.N1	07-NOV-2009 09:50:53	Tw_i_and_stray	50.500	94	92Alp Cet	2.5260	3100.0	101	40199	No
70	GOM_NL__2PRFIN20091107_095528_000000392084_00065_40199_9063.N1	07-NOV-2009 09:55:28	Bright	38.500	105	6Bet Ari	2.6450	8900.0	77	40199	No
71	GOM_NL__2PRFIN20091107_095941_000000372084_00065_40199_9064.N1	07-NOV-2009 09:59:41	Bright	37.000	173	4Bet Tri	3.0040	8900.0	74	40199	No
72	GOM_NL__2PRFIN20091107_100145_000000382084_00065_40199_9065.N1	07-NOV-2009 10:01:45	Bright	38.000	73	57Gam1And	2.2600	13100.	76	40199	No
73	GOM_NL__2PRFIN20091107_100532_000000432084_00065_40199_9066.N1	07-NOV-2009 10:05:32	Bright	42.500	35	33Alp Per	1.7950	6250.0	85	40199	No
74	GOM_NL__2PRFIN20091107_102246_000000422084_00065_40199_9067.N1	07-NOV-2009 10:22:46	Bright	42.000	36	50Alp UMa	1.8000	6300.0	84	40199	No
75	GOM_NL__2PRFIN20091107_102424_000000402084_00065_40199_9068.N1	07-NOV-2009 10:24:24	Bright	39.500	82	48Bet UMa	2.3650	10600.	79	40199	No
76	GOM_NL__2PRFIN20091107_102813_000000382084_00065_40199_9069.N1	07-NOV-2009 10:28:13	Bright	38.000	174	52Psi UMa	3.0040	4400.0	76	40199	No
77	GOM_NL__2PRFIN20091107_103603_000000612084_00065_40199_9070.N1	07-NOV-2009 10:36:03	Bright	61.000	96	68Del Leo	2.5600	9300.0	122	40199	No
78	GOM_NL__2PRFIN20091107_110305_000000452084_00066_40200_9072.N1	07-NOV-2009 11:03:05	Dark	44.500	34	Gam2Vel	1.7930	23000.	89	40200	No
79	GOM_NL__2PRFIN20091107_110814_000000542084_00066_40200_9073.N1	07-NOV-2009 11:08:14	Dark	54.000	2	Alp Car	-0.73600	7000.0	108	40200	No
80	GOM_NL__2PRFIN20091107_112535_000000402084_00066_40200_9074.N1	07-NOV-2009 11:25:35	Straylight	40.000	165	34Gam Eri	2.9500	3200.0	80	40200	No
81	GOM_NL__2PRFIN20091107_113129_000000522084_00066_40200_9075.N1	07-NOV-2009 11:31:29	Tw_i_and_stray	51.500	94	92Alp Cet	2.5260	3100.0	103	40200	No
82	GOM_NL__2PRFIN20091107_113603_000000382084_00066_40200_9076.N1	07-NOV-2009 11:36:03	Bright	37.500	105	6Bet Ari	2.6450	8900.0	75	40200	No
83	GOM_NL__2PRFIN20091107_114017_000000372084_00066_40200_9077.N1	07-NOV-2009 11:40:17	Bright	37.000	173	4Bet Tri	3.0040	8900.0	74	40200	No
84	GOM_NL__2PRFIN20091107_114220_000000382084_00066_40200_9078.N1	07-NOV-2009 11:42:20	Bright	37.500	73	57Gam1And	2.2600	13100.	75	40200	No
85	GOM_NL__2PRFIN20091107_114607_000000452084_00066_40200_9079.N1	07-NOV-2009 11:46:07	Bright	45.000	35	33Alp Per	1.7950	6250.0	90	40200	No
86	GOM_NL__2PRFIN20091107_120321_000000382084_00066_40200_9080.N1	07-NOV-2009 12:03:21	Bright	38.000	36	50Alp UMa	1.8000	6300.0	76	40200	No
87	GOM_NL__2PRFIN20091107_120459_000000372084_00066_40200_9081.N1	07-NOV-2009 12:04:59	Bright	36.500	82	48Bet UMa	2.3650	10600.	73	40200	No
88	GOM_NL__2PRFIN20091107_120849_000000452084_00066_40200_9082.N1	07-NOV-2009 12:08:49	Bright	45.000	174	52Psi UMa	3.0040	4400.0	90	40200	No
89	GOM_NL__2PRFIN20091107_121639_000000612084_00066_40200_9083.N1	07-NOV-2009 12:16:39	Bright	61.000	96	68Del Leo	2.5600	9300.0	122	40200	No
90	GOM_NL__2PRFIN20091107_124342_000000462084_00067_40201_9083.N1	07-NOV-2009 12:43:42	Dark	45.500	34	Gam2Vel	1.7930	23000.	91	40201	No
91	GOM_NL__2PRFIN20091107_124851_000000622084_00067_40201_9084.N1	07-NOV-2009 12:48:51	Dark	61.500	2	Alp Car	-0.73600	7000.0	123	40201	No
92	GOM_NL__2PRFIN20091107_130611_000000402084_00067_40201_9085.N1	07-NOV-2009 13:06:11	Straylight	40.000	165	34Gam Eri	2.9500	3200.0	80	40201	No
93	GOM_NL__2PRFIN20091107_131205_000000522084_00067_40201_9086.N1	07-NOV-2009 13:12:05	Tw_i_and_stray	51.500	94	92Alp Cet	2.5260	3100.0	103	40201	No
94	GOM_NL__2PRFIN20091107_131639_000000382084_00067_40201_9087.N1	07-NOV-2009 13:16:39	Bright	38.000	105	6Bet Ari	2.6450	8900.0	76	40201	No
95	GOM_NL__2PRFIN20091107_132052_000000372084_00067_40201_9088.N1	07-NOV-2009 13:20:52	Bright	37.000	173	4Bet Tri	3.0040	8900.0	74	40201	No
96	GOM_NL__2PRFIN20091107_132256_000000382084_00067_40201_9089.N1	07-NOV-2009 13:22:56	Bright	37.500	73	57Gam1And	2.2600	13100.	75	40201	No
97	GOM_NL__2PRFIN20091107_132643_000000422084_00067_40201_9090.N1	07-NOV-2009 13:26:43	Bright	42.000	35	33Alp Per	1.7950	6250.0	84	40201	No
98	GOM_NL__2PRFIN20091107_134357_000000402084_00067_40201_9091.N1	07-NOV-2009 13:43:57	Bright	39.500	36	50Alp UMa	1.8000	6300.0	79	40201	No
99	GOM_NL__2PRFIN20091107_134535_000000392084_00067_40201_9092.N1	07-NOV-2009 13:45:35	Bright	39.000	82	48Bet UMa	2.3650	10600.	78	40201	No
100	GOM_NL__2PRFIN20091107_134925_000000482084_00067_40201_9093.N1	07-NOV-2009 13:49:25	Bright	48.000	174	52Psi UMa	3.0040	4400.0	96	40201	No
101	GOM_NL__2PRFIN20091107_135715_000000402084_00067_40201_9094.N1	07-NOV-2009 13:57:15	Bright	40.000	96	68Del Leo	2.5600	9300.0	80	40201	No

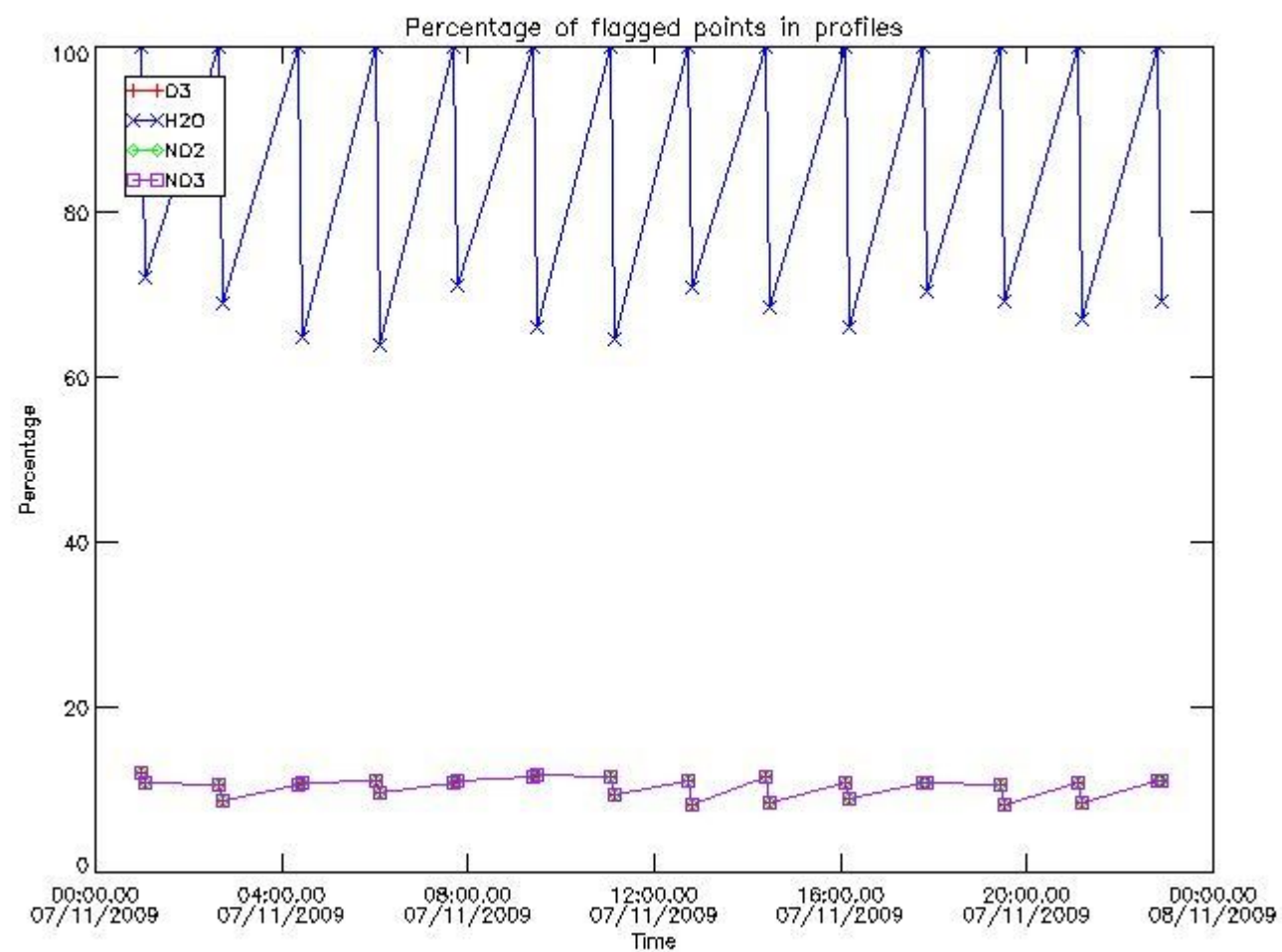
102	GOM_NL__2PRFIN20091107_142419_000000482084_00068_40202_9115.N1	07-NOV-2009 14:24:19	Dark	48.000	34	Gam2Vel	1.7930	23000.	96	40202	No
103	GOM_NL__2PRFIN20091107_142927_000000602084_00068_40202_9116.N1	07-NOV-2009 14:29:27	Dark	60.000	2	Alp Car	-0.73600	7000.0	120	40202	No
104	GOM_NL__2PRFIN20091107_144646_000000462084_00068_40202_9117.N1	07-NOV-2009 14:46:46	Straylight	46.000	165	34Gam Eri	2.9500	3200.0	92	40202	No
105	GOM_NL__2PRFIN20091107_145240_000000512084_00068_40202_9118.N1	07-NOV-2009 14:52:40	Tw_i_and_stray	50.500	94	92Alp Cet	2.5260	3100.0	101	40202	No
106	GOM_NL__2PRFIN20091107_145716_000000392084_00068_40202_9119.N1	07-NOV-2009 14:57:16	Bright	38.500	105	6Bet Ari	2.6450	8900.0	77	40202	No
107	GOM_NL__2PRFIN20091107_150128_000000382084_00068_40202_9120.N1	07-NOV-2009 15:01:28	Bright	38.000	173	4Bet Tri	3.0040	8900.0	76	40202	No
108	GOM_NL__2PRFIN20091107_150332_000000402084_00068_40202_9121.N1	07-NOV-2009 15:03:32	Bright	39.500	73	57Gam1And	2.2600	13100.	79	40202	No
109	GOM_NL__2PRFIN20091107_150718_000000432084_00068_40202_9122.N1	07-NOV-2009 15:07:18	Bright	43.000	35	33Alp Per	1.7950	6250.0	86	40202	No
110	GOM_NL__2PRFIN20091107_152433_000000362084_00068_40202_9123.N1	07-NOV-2009 15:24:33	Bright	36.000	36	50Alp UMa	1.8000	6300.0	72	40202	No
111	GOM_NL__2PRFIN20091107_152611_000000432084_00068_40202_9124.N1	07-NOV-2009 15:26:11	Bright	42.500	82	48Bet UMa	2.3650	10600.	85	40202	No
112	GOM_NL__2PRFIN20091107_153001_000000402084_00068_40202_9125.N1	07-NOV-2009 15:30:01	Bright	39.500	174	52Psi UMa	3.0040	4400.0	79	40202	No
113	GOM_NL__2PRFIN20091107_153752_000000402084_00068_40202_9126.N1	07-NOV-2009 15:37:52	Bright	40.000	96	68Del Leo	2.5600	9300.0	80	40202	No
114	GOM_NL__2PRFIN20091107_160456_000000472084_00069_40203_9126.N1	07-NOV-2009 16:04:56	Dark	46.500	34	Gam2Vel	1.7930	23000.	93	40203	No
115	GOM_NL__2PRFIN20091107_161004_000000562084_00069_40203_9127.N1	07-NOV-2009 16:10:04	Dark	56.000	2	Alp Car	-0.73600	7000.0	112	40203	No
116	GOM_NL__2PRFIN20091107_162722_000000462084_00069_40203_9128.N1	07-NOV-2009 16:27:22	Straylight	46.000	165	34Gam Eri	2.9500	3200.0	92	40203	No
117	GOM_NL__2PRFIN20091107_163316_000000502084_00069_40203_9129.N1	07-NOV-2009 16:33:16	Tw_i_and_stray	49.500	94	92Alp Cet	2.5260	3100.0	99	40203	No
118	GOM_NL__2PRFIN20091107_163751_000000372084_00069_40203_9130.N1	07-NOV-2009 16:37:51	Bright	36.500	105	6Bet Ari	2.6450	8900.0	73	40203	No
119	GOM_NL__2PRFIN20091107_164204_000000382084_00069_40203_9131.N1	07-NOV-2009 16:42:04	Bright	37.500	173	4Bet Tri	3.0040	8900.0	75	40203	No
120	GOM_NL__2PRFIN20091107_164407_000000402084_00069_40203_9132.N1	07-NOV-2009 16:44:07	Bright	39.500	73	57Gam1And	2.2600	13100.	79	40203	No
121	GOM_NL__2PRFIN20091107_164754_000000442084_00069_40203_9133.N1	07-NOV-2009 16:47:54	Bright	43.500	35	33Alp Per	1.7950	6250.0	87	40203	No
122	GOM_NL__2PRFIN20091107_170509_000000372084_00069_40203_9134.N1	07-NOV-2009 17:05:09	Bright	37.000	36	50Alp UMa	1.8000	6300.0	74	40203	No
123	GOM_NL__2PRFIN20091107_170647_000000412084_00069_40203_9135.N1	07-NOV-2009 17:06:47	Bright	40.500	82	48Bet UMa	2.3650	10600.	81	40203	No
124	GOM_NL__2PRFIN20091107_171037_000000592084_00069_40203_9136.N1	07-NOV-2009 17:10:37	Bright	59.000	174	52Psi UMa	3.0040	4400.0	118	40203	No
125	GOM_NL__2PRFIN20091107_171828_000000612084_00069_40203_9137.N1	07-NOV-2009 17:18:28	Bright	61.000	96	68Del Leo	2.5600	9300.0	122	40203	No
126	GOM_NL__2PRFIN20091107_174533_000000472084_00070_40204_9137.N1	07-NOV-2009 17:45:33	Dark	47.000	34	Gam2Vel	1.7930	23000.	94	40204	No
127	GOM_NL__2PRFIN20091107_175041_000000472084_00070_40204_9138.N1	07-NOV-2009 17:50:41	Dark	47.000	2	Alp Car	-0.73600	7000.0	94	40204	No
128	GOM_NL__2PRFIN20091107_180759_000000522084_00070_40204_9139.N1	07-NOV-2009 18:07:59	Straylight	52.000	165	34Gam Eri	2.9500	3200.0	104	40204	No
129	GOM_NL__2PRFIN20091107_181352_000000512084_00070_40204_9140.N1	07-NOV-2009 18:13:52	Tw_i_and_stray	50.500	94	92Alp Cet	2.5260	3100.0	101	40204	No
130	GOM_NL__2PRFIN20091107_181827_000000382084_00070_40204_9141.N1	07-NOV-2009 18:18:27	Bright	37.500	105	6Bet Ari	2.6450	8900.0	75	40204	No
131	GOM_NL__2PRFIN20091107_182240_000000372084_00070_40204_9142.N1	07-NOV-2009 18:22:40	Bright	37.000	173	4Bet Tri	3.0040	8900.0	74	40204	No
132	GOM_NL__2PRFIN20091107_182443_000000382084_00070_40204_9143.N1	07-NOV-2009 18:24:43	Bright	38.000	73	57Gam1And	2.2600	13100.	76	40204	No
133	GOM_NL__2PRFIN20091107_182829_000000422084_00070_40204_9144.N1	07-NOV-2009 18:28:29	Bright	41.500	35	33Alp Per	1.7950	6250.0	83	40204	No
134	GOM_NL__2PRFIN20091107_184545_000000452084_00070_40204_9145.N1	07-NOV-2009 18:45:45	Bright	44.500	36	50Alp UMa	1.8000	6300.0	89	40204	No
135	GOM_NL__2PRFIN20091107_184723_000000412084_00070_40204_9146.N1	07-NOV-2009 18:47:23	Bright	40.500	82	48Bet UMa	2.3650	10600.	81	40204	No
136	GOM_NL__2PRFIN20091107_185113_000000592084_00070_40204_9147.N1	07-NOV-2009 18:51:13	Bright	59.000	174	52Psi UMa	3.0040	4400.0	118	40204	No
137	GOM_NL__2PRFIN20091107_185904_000000432084_00070_40204_9148.N1	07-NOV-2009 18:59:04	Bright	43.000	96	68Del Leo	2.5600	9300.0	86	40204	No
138	GOM_NL__2PRFIN20091107_192609_000000492084_00071_40205_9148.N1	07-NOV-2009 19:26:09	Dark	48.500	34	Gam2Vel	1.7930	23000.	97	40205	No
139	GOM_NL__2PRFIN20091107_193118_000000622084_00071_40205_9149.N1	07-NOV-2009 19:31:18	Dark	61.500	2	Alp Car	-0.73600	7000.0	123	40205	No
140	GOM_NL__2PRFIN20091107_194834_000000522084_00071_40205_9150.N1	07-NOV-2009 19:48:34	Straylight	52.000	165	34Gam Eri	2.9500	3200.0	104	40205	No
141	GOM_NL__2PRFIN20091107_195428_000000502084_00071_40205_9151.N1	07-NOV-2009 19:54:28	Tw_i_and_stray	50.000	94	92Alp Cet	2.5260	3100.0	100	40205	No
142	GOM_NL__2PRFIN20091107_195903_000000372084_00071_40205_9152.N1	07-NOV-2009 19:59:03	Bright	37.000	105	6Bet Ari	2.6450	8900.0	74	40205	No
143	GOM_NL__2PRFIN20091107_200316_000000382084_00071_40205_9153.N1	07-NOV-2009 20:03:16	Bright	37.500	173	4Bet Tri	3.0040	8900.0	75	40205	No
144	GOM_NL__2PRFIN20091107_200519_000000392084_00071_40205_9154.N1	07-NOV-2009 20:05:19	Bright	38.500	73	57Gam1And	2.2600	13100.	77	40205	No
145	GOM_NL__2PRFIN20091107_200905_000000432084_00071_40205_9155.N1	07-NOV-2009 20:09:05	Bright	43.000	35	33Alp Per	1.7950	6250.0	86	40205	No
146	GOM_NL__2PRFIN20091107_202621_000000392084_00071_40205_9156.N1	07-NOV-2009 20:26:21	Bright	39.000	36	50Alp UMa	1.8000	6300.0	78	40205	No
147	GOM_NL__2PRFIN20091107_202758_000000432084_00071_40205_9157.N1	07-NOV-2009 20:27:58	Bright	43.000	82	48Bet UMa	2.3650	10600.	86	40205	No
148	GOM_NL__2PRFIN20091107_203149_000000402084_00071_40205_9158.N1	07-NOV-2009 20:31:49	Bright	39.500	174	52Psi UMa	3.0040	4400.0	79	40205	No
149	GOM_NL__2PRFIN20091107_203940_000000402084_00071_40205_9159.N1	07-NOV-2009 20:39:40	Bright	40.000	96	68Del Leo	2.5600	9300.0	80	40205	No
150	GOM_NL__2PRFIN20091107_210646_000000472084_00072_40206_9159.N1	07-NOV-2009 21:06:46	Dark	47.000	34	Gam2Vel	1.7930	23000.	94	40206	No
151	GOM_NL__2PRFIN20091107_211154_000000612084_00072_40206_9160.N1	07-NOV-2009 21:11:54	Dark	61.000	2	Alp Car	-0.73600	7000.0	122	40206	No
152	GOM_NL__2PRFIN20091107_212910_000000582084_00072_40206_9161.N1	07-NOV-2009 21:29:10	Straylight	58.000	165	34Gam Eri	2.9500	3200.0	116	40206	No
153	GOM_NL__2PRFIN20091107_213503_000000522084_00072_40206_9162.N1	07-NOV-2009 21:35:03	Tw_i_and_stray	51.500	94	92Alp Cet	2.5260	3100.0	103	40206	No
154	GOM_NL__2PRFIN20091107_213939_000000382084_00072_40206_9163.N1	07-NOV-2009 21:39:39	Bright	38.000	105	6Bet Ari	2.6450	8900.0	76	40206	No
155	GOM_NL__2PRFIN20091107_214352_000000372084_00072_40206_9164.N1	07-NOV-2009 21:43:52	Bright	37.000	173	4Bet Tri	3.0040	8900.0	74	40206	No
156	GOM_NL__2PRFIN20091107_214555_000000392084_00072_40206_9165.N1	07-NOV-2009 21:45:55	Bright	38.500	73	57Gam1And	2.2600	13100.	77	40206	No
157	GOM_NL__2PRFIN20091107_214940_000000432084_00072_40206_9166.N1	07-NOV-2009 21:49:40	Bright	42.500	35	33Alp Per	1.7950	6250.0	85	40206	No
158	GOM_NL__2PRFIN20091107_220656_000000412084_00072_40206_9167.N1	07-NOV-2009 22:06:56	Bright	41.000	36	50Alp UMa	1.8000	6300.0	82	40206	No
159	GOM_NL__2PRFIN20091107_220834_000000402084_00072_40206_9168.N1	07-NOV-2009 22:08:34	Bright	40.000	82	48Bet UMa	2.3650	10600.	80	40206	No
160	GOM_NL__2PRFIN20091107_221224_000000402084_00072_40206_9169.N1	07-NOV-2009 22:12:24	Bright	40.000	174	52Psi UMa	3.0040	4400.0	80	40206	No

161	GOM_NL__2PRFIN20091107_222016_000000402084_00072_40206_9170.N1	07-NOV-2009 22:20:16	Bright	40.000	96	68Del Leo	2.5600	9300.0	80	40206	No
162	GOM_NL__2PRFIN20091107_224723_000000462084_00073_40207_9170.N1	07-NOV-2009 22:47:23	Dark	45.500	34	Gam2Vel	1.7930	23000.	91	40207	No
163	GOM_NL__2PRFIN20091107_225231_000000462084_00073_40207_9171.N1	07-NOV-2009 22:52:31	Dark	46.000	2	Alp Car	-0.73600	7000.0	92	40207	No
164	GOM_NL__2PRFIN20091107_230946_000000572084_00073_40207_9172.N1	07-NOV-2009 23:09:46	Straylight	56.500	165	34Gam Eri	2.9500	3200.0	113	40207	No
165	GOM_NL__2PRFIN20091107_231539_000000522084_00073_40207_9173.N1	07-NOV-2009 23:15:39	Twilight_and_stray	51.500	94	92Alp Cet	2.5260	3100.0	103	40207	No
166	GOM_NL__2PRFIN20091107_232015_000000372084_00073_40207_9174.N1	07-NOV-2009 23:20:15	Bright	37.000	105	6Bet Ari	2.6450	8900.0	74	40207	No
167	GOM_NL__2PRFIN20091107_232427_000000372084_00073_40207_9175.N1	07-NOV-2009 23:24:27	Bright	36.500	173	4Bet Tri	3.0040	8900.0	73	40207	No
168	GOM_NL__2PRFIN20091107_232631_000000362084_00073_40207_9176.N1	07-NOV-2009 23:26:31	Bright	36.000	73	57Gam1And	2.2600	13100.	72	40207	No
169	GOM_NL__2PRFIN20091107_233015_000000432084_00073_40207_9177.N1	07-NOV-2009 23:30:15	Bright	42.500	35	33Alp Per	1.7950	6250.0	85	40207	No
170	GOM_NL__2PRFIN20091107_234732_000000432084_00073_40207_9178.N1	07-NOV-2009 23:47:32	Bright	43.000	36	50Alp UMa	1.8000	6300.0	86	40207	No
171	GOM_NL__2PRFIN20091107_234910_000000402084_00073_40207_9179.N1	07-NOV-2009 23:49:10	Bright	40.000	82	48Bet UMa	2.3650	10600.	80	40207	No
172	GOM_NL__2PRFIN20091107_235300_000000432084_00073_40207_9180.N1	07-NOV-2009 23:53:00	Bright	42.500	174	52Psi UMa	3.0040	4400.0	85	40207	No

3. Quality information per product


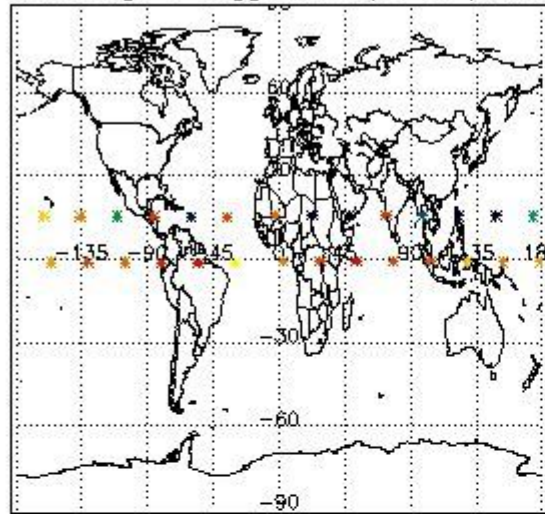
In this section it is plotted some information contained in the Quality Summary data set of the level 2 products. Only products in dark limb conditions and without errors (error flag in the MPH set to "0") are used.

3.1 Plot quality information per product (time dependant)

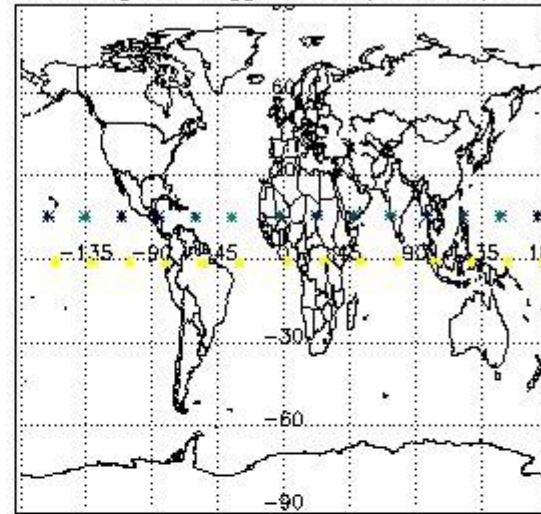


3.2 Plot quality information per product (world map)


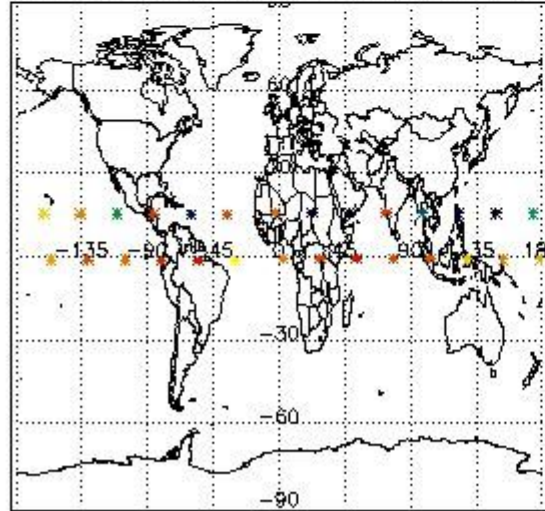
Percentage of flagged data per O3 profile



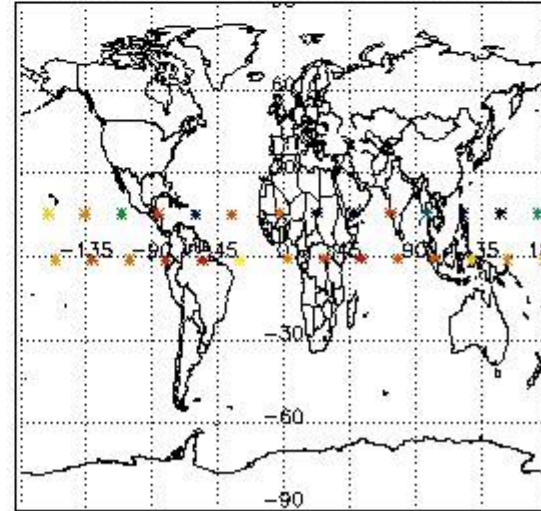
Percentage of flagged data per H2O profile



Percentage of flagged data per NO2 profile



Percentage of flagged data per NO3 profile

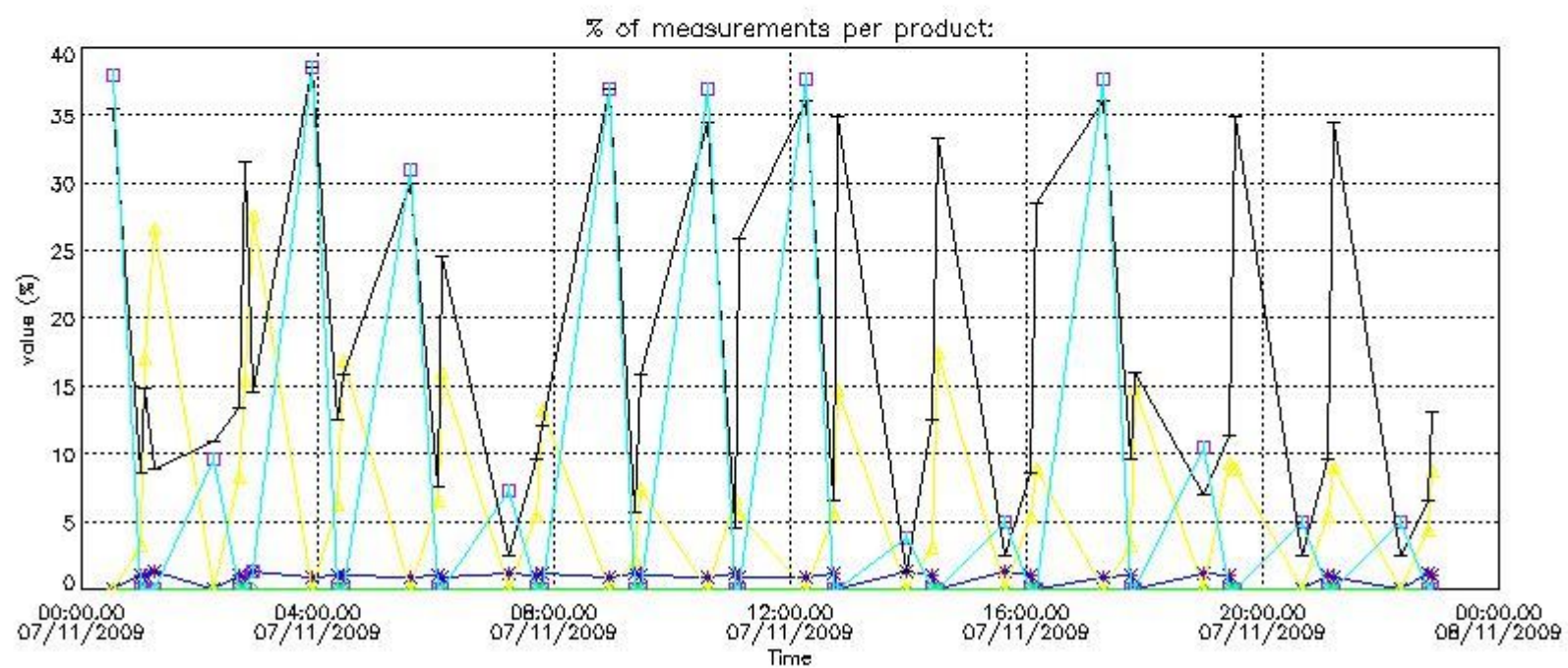


4. Level 1 quality information per product

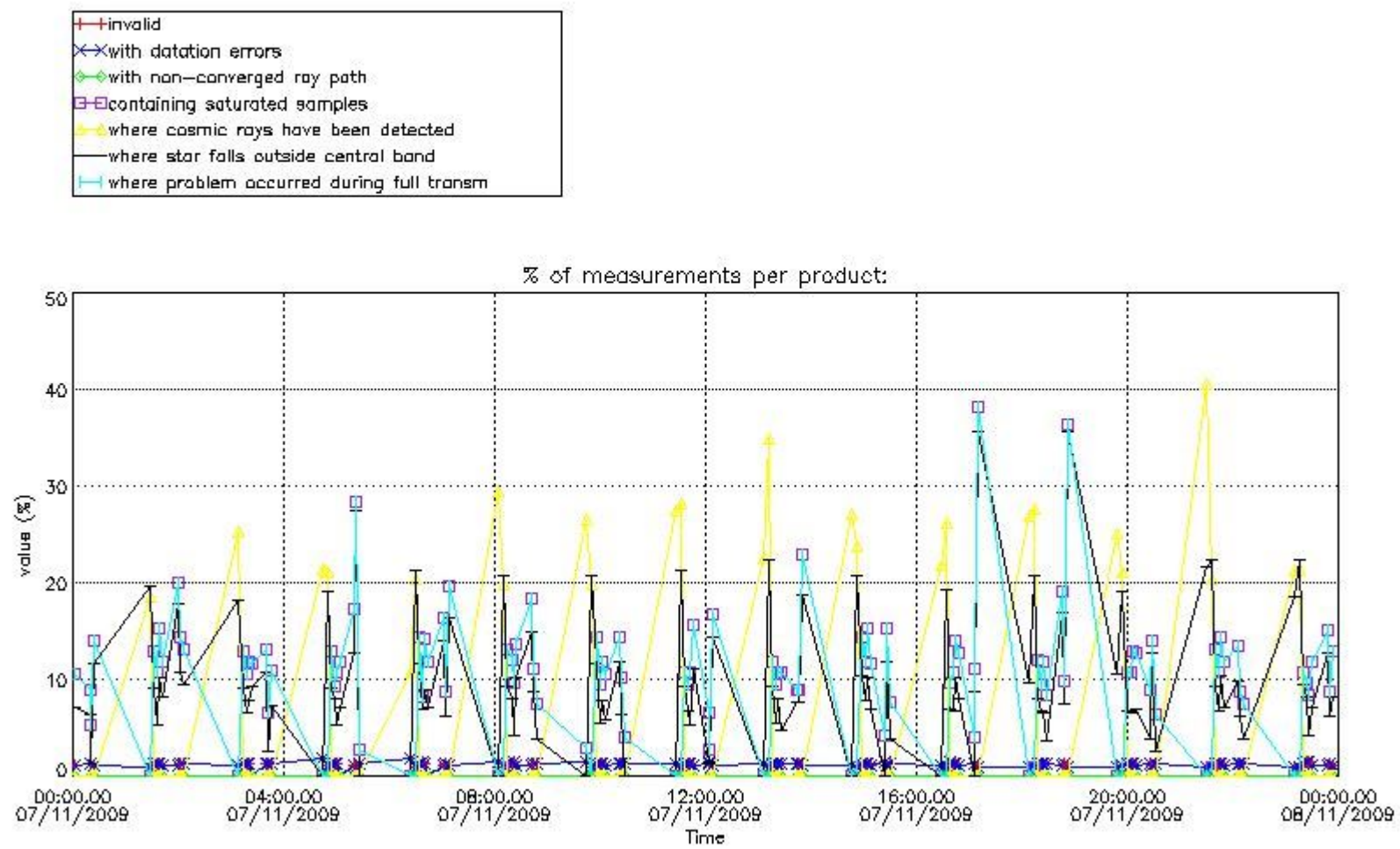
In this section it is plotted some information contained in the Quality Summary data set of the level 2 products that comes from the level 1b processing. Products without errors (error flag in the MPH set to "0") are used.

4.1 Plot quality information per product (time dependant) coming from level 1b processing

4.1.1 Plot level 1 quality information per product (time dependant): ENVISAT ASCENDING passes



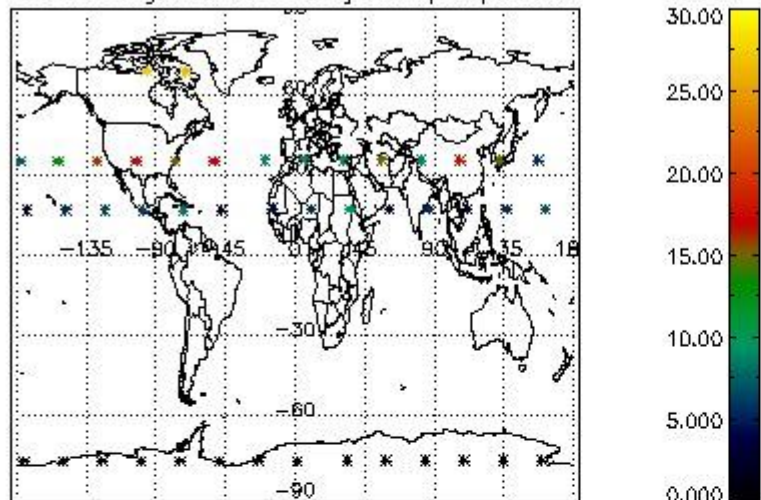
4.1.2 Plot level 1 quality information per product (time dependant): ENVI SAT DESCENDING passes



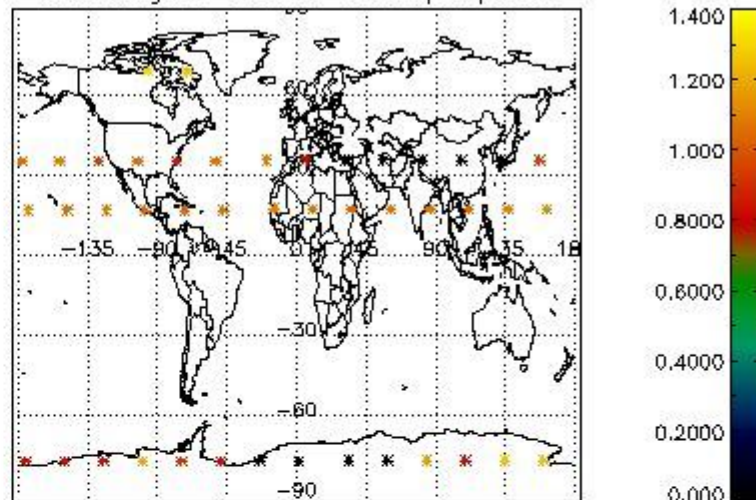
4.2 Plot quality information per product coming from level 1b processing (world map)

4.2.1 Plot level 1 quality information per product (world map): ENVISAT ASCENDING passes

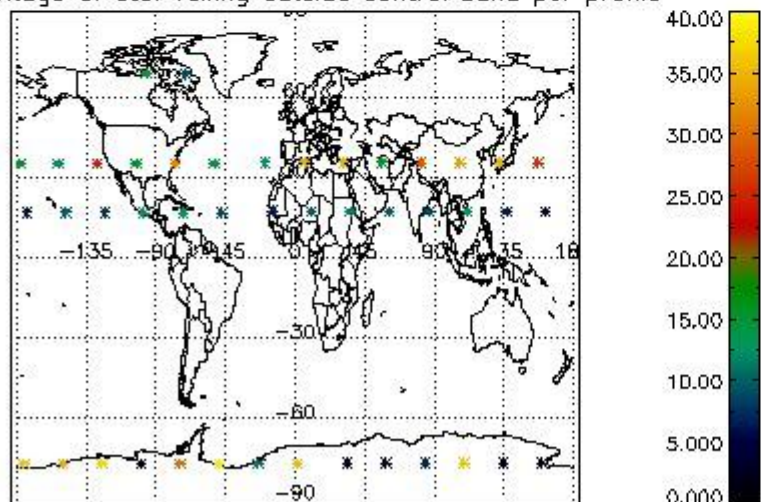
Percentage of cosmic ray hits per profile



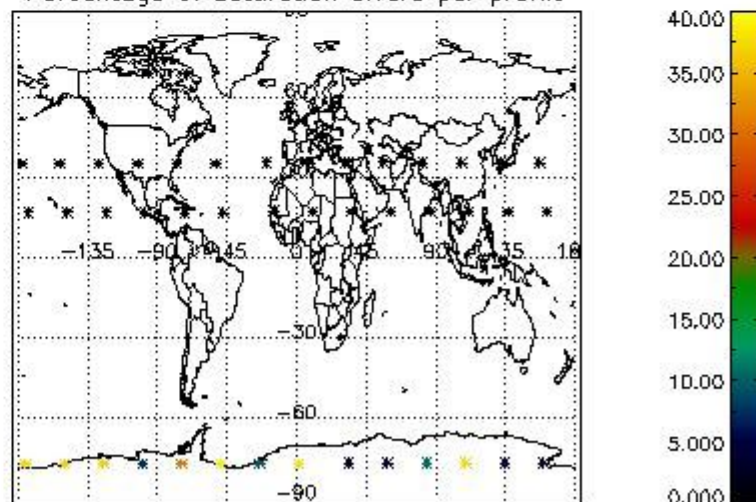
Percentage of datation errors per profile



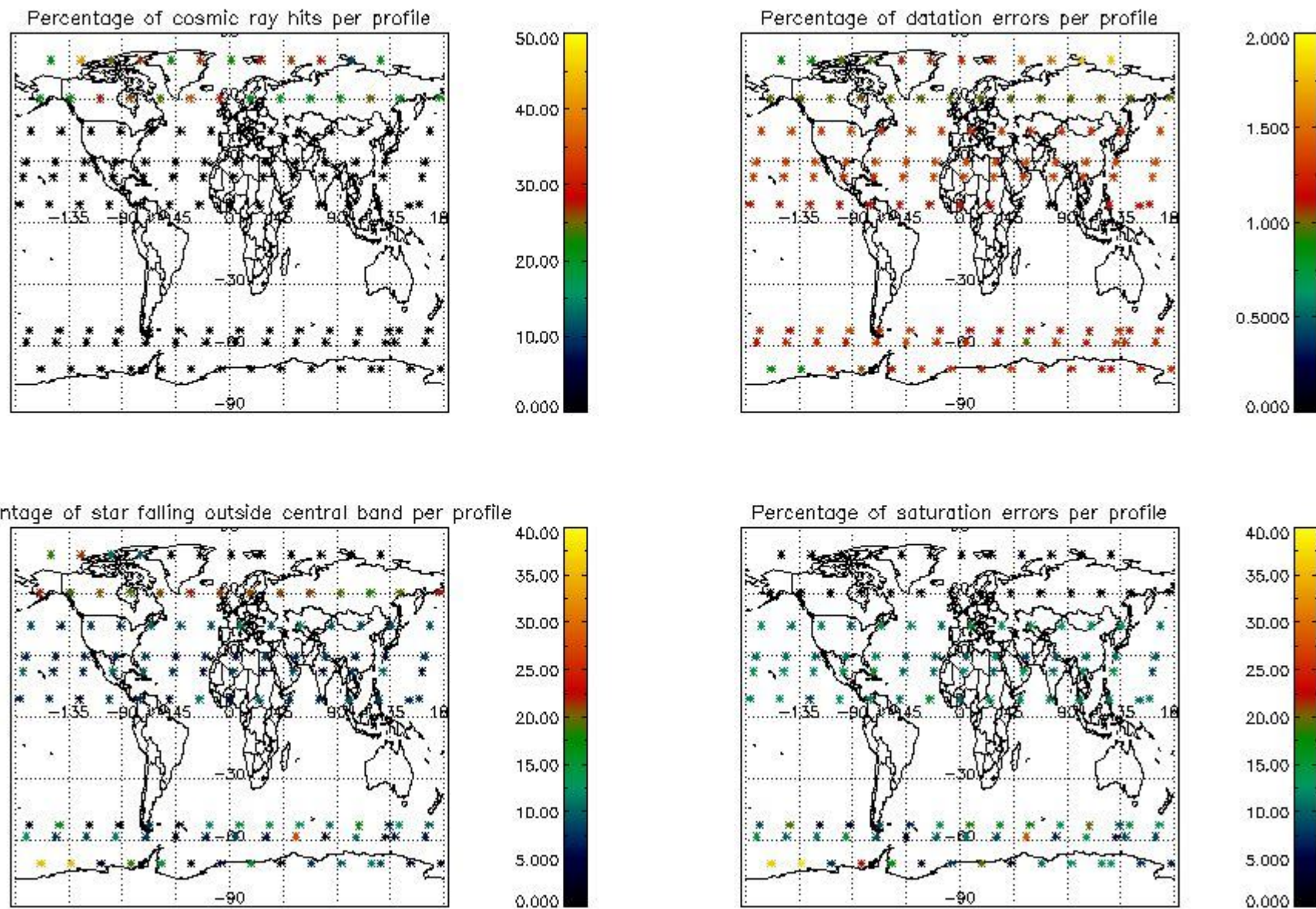
Percentage of star falling outside central band per profile



Percentage of saturation errors per profile



4.2.2 Plot level 1 quality information per product (world map): ENVISAT DESCENDING passes



5. Trace gas profiles

5.1 Ozone statistics based on quality of products

The final quality of the products can be "measured" using the STD (Standard Deviation) attached to every point profile. This information is written to the parameter GOM_NL__2P/NL_LOCAL_SPECIES_DENSITY/o3_std of the level 2 products. The table below shows the statistics for given STD ranges.

The statistics are given with respect to the overall valid production:

- Products without fatal errors: GOM_NL__2P/MPH/PRODUCT_ERR=0
- Valid point profile: GOM_NL__2P/NL_LOCAL_SPECIES_DENSITY/pcd(0)=0

The 'Criteria' is applied to valid points of dark limb products:

- Products in dark limb illumination condition: GOM_NL__2P/NL_SUMMARY_QUALITY/obs_ill_cond=0
- Products without fatal errors: GOM_NL__2P/MPH/PRODUCT_ERR=0
- Valid point profile: GOM_NL__2P/NL_LOCAL_SPECIES_DENSITY/pcd(0)=0

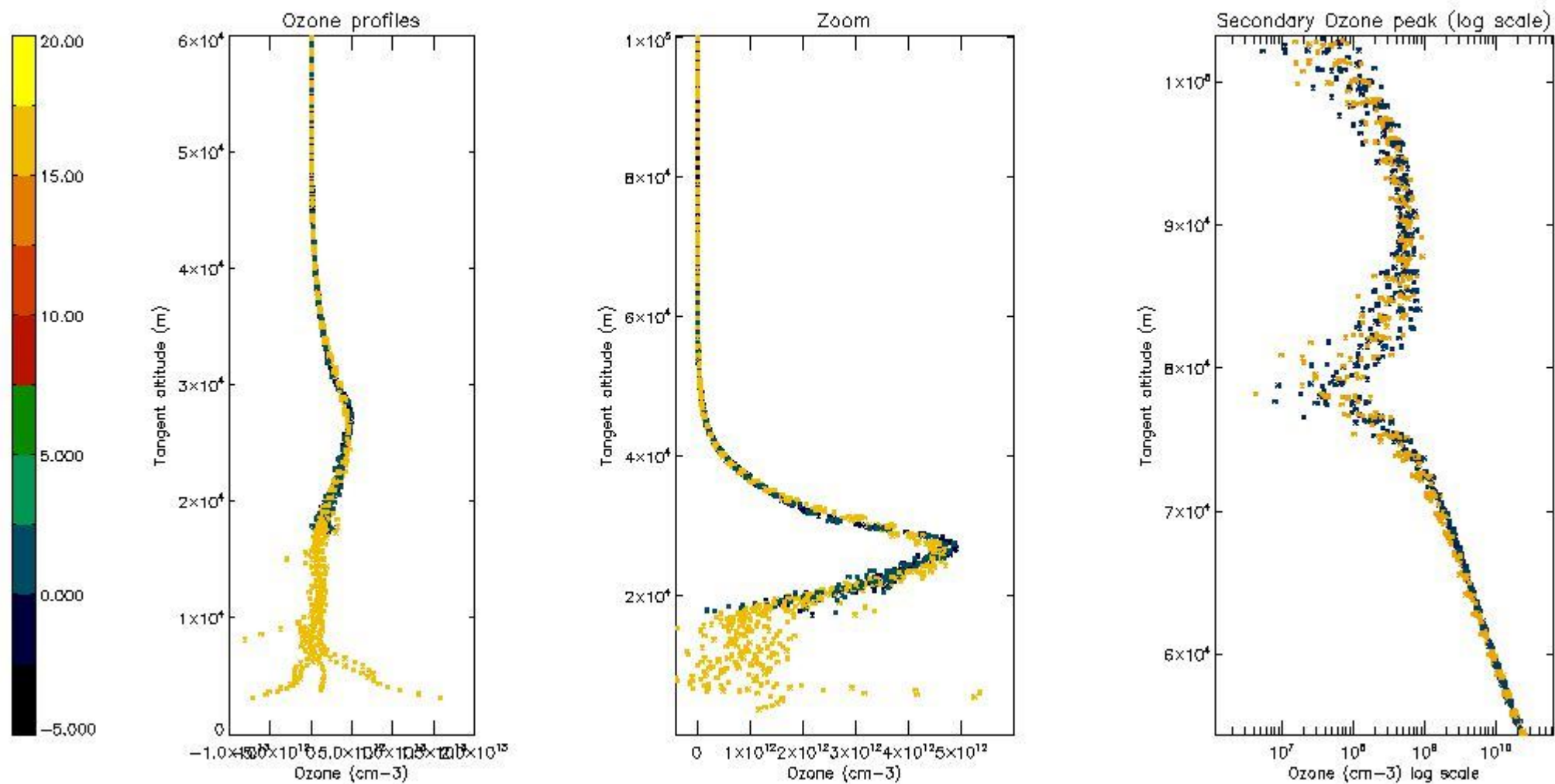
So, the table below shows the percentage of dark limb and valid observations for each criteria with respect to the overall valid daily observations.

Criteria	% of total production
All STD	19
STD < 20	14

STD < 10	13
STD < 5	10

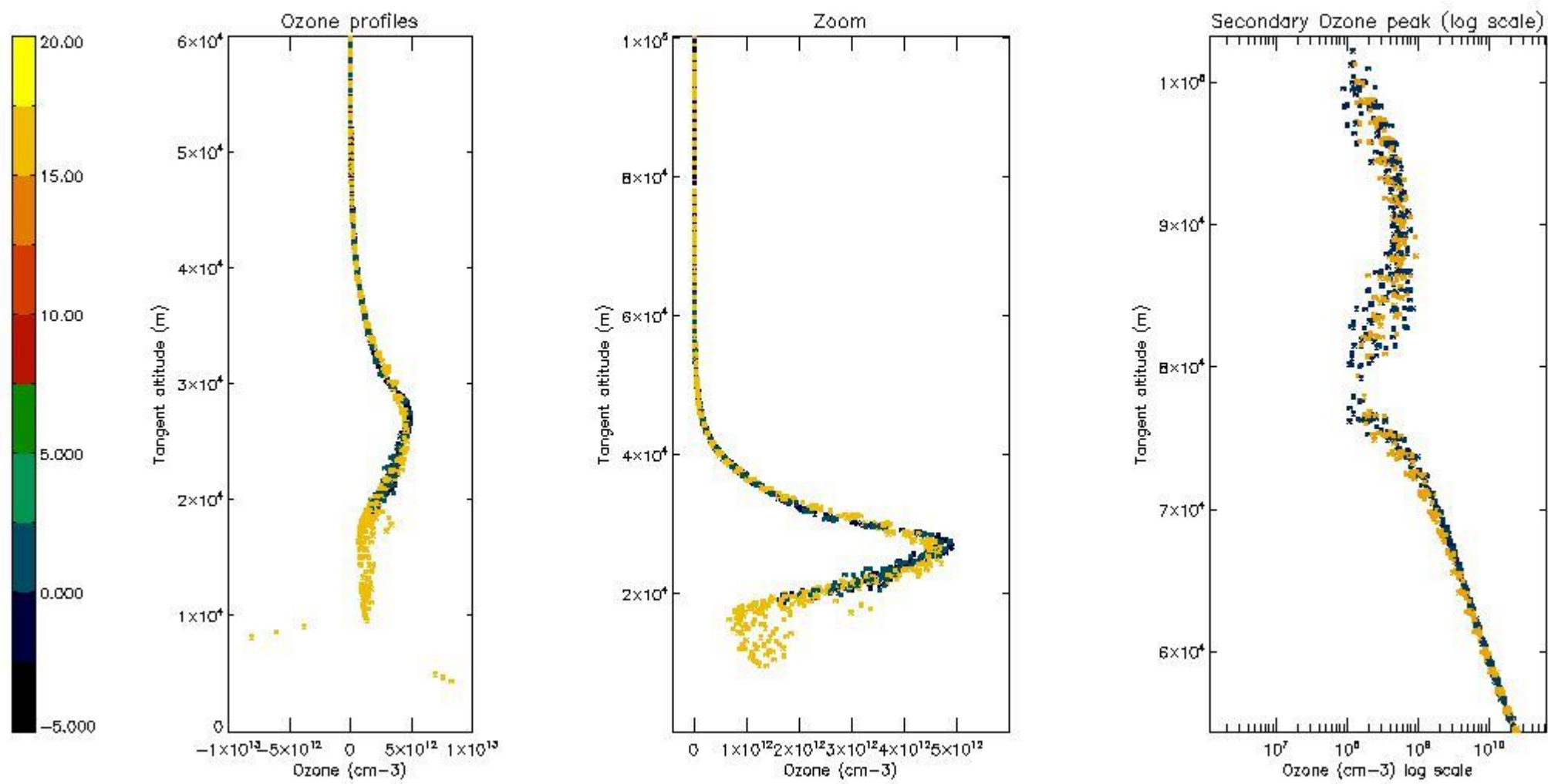
5.2 Plot ozone profiles for all STD (dark without errors)

The colorbar represents the latitude.



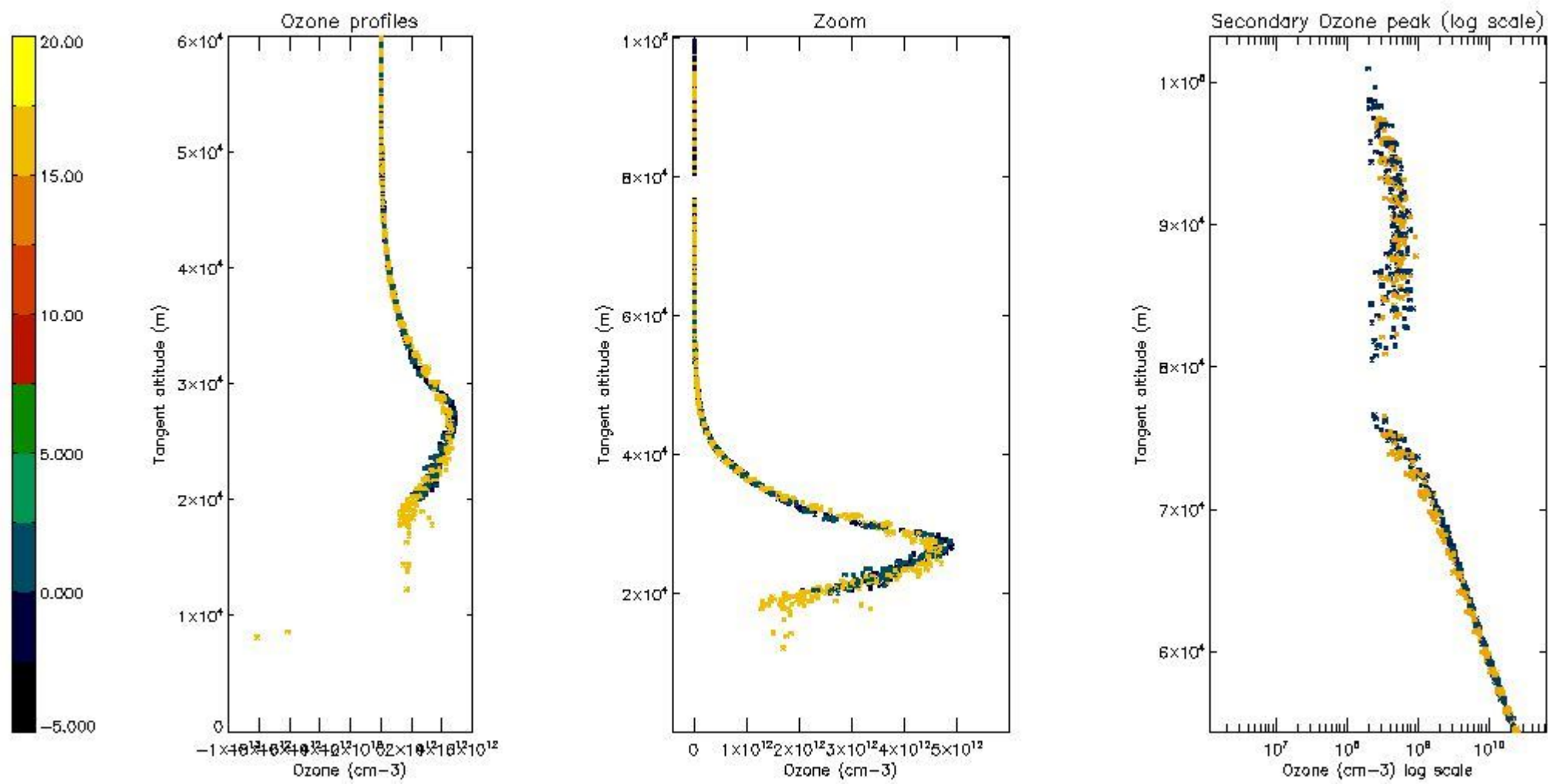
5.3 Plot ozone profiles where STD < 20% (dark without errors)

The colorbar represents the latitude.



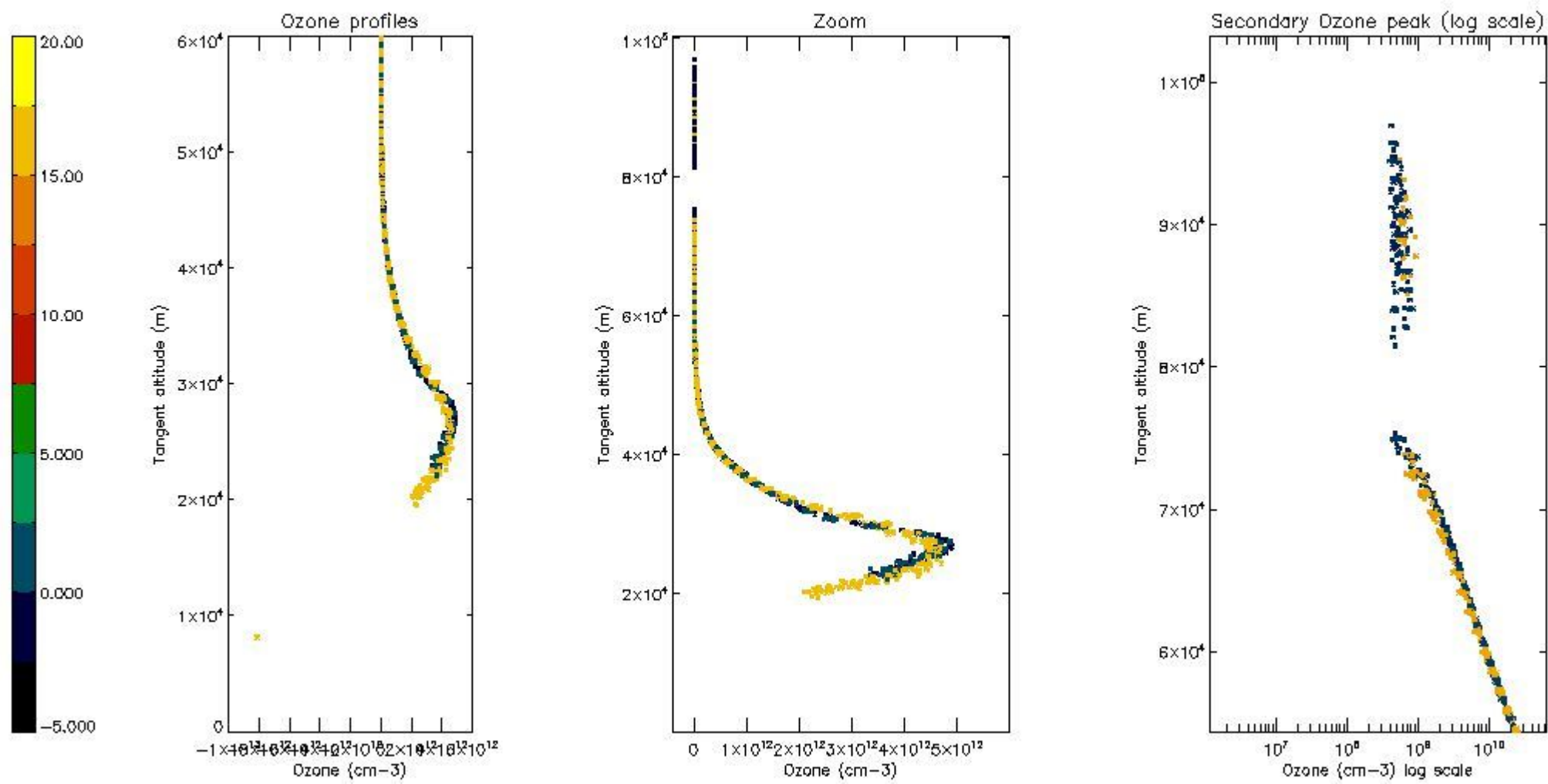
5.4 Plot ozone profiles where STD < 10% (dark without errors)

The colorbar represents the latitude.



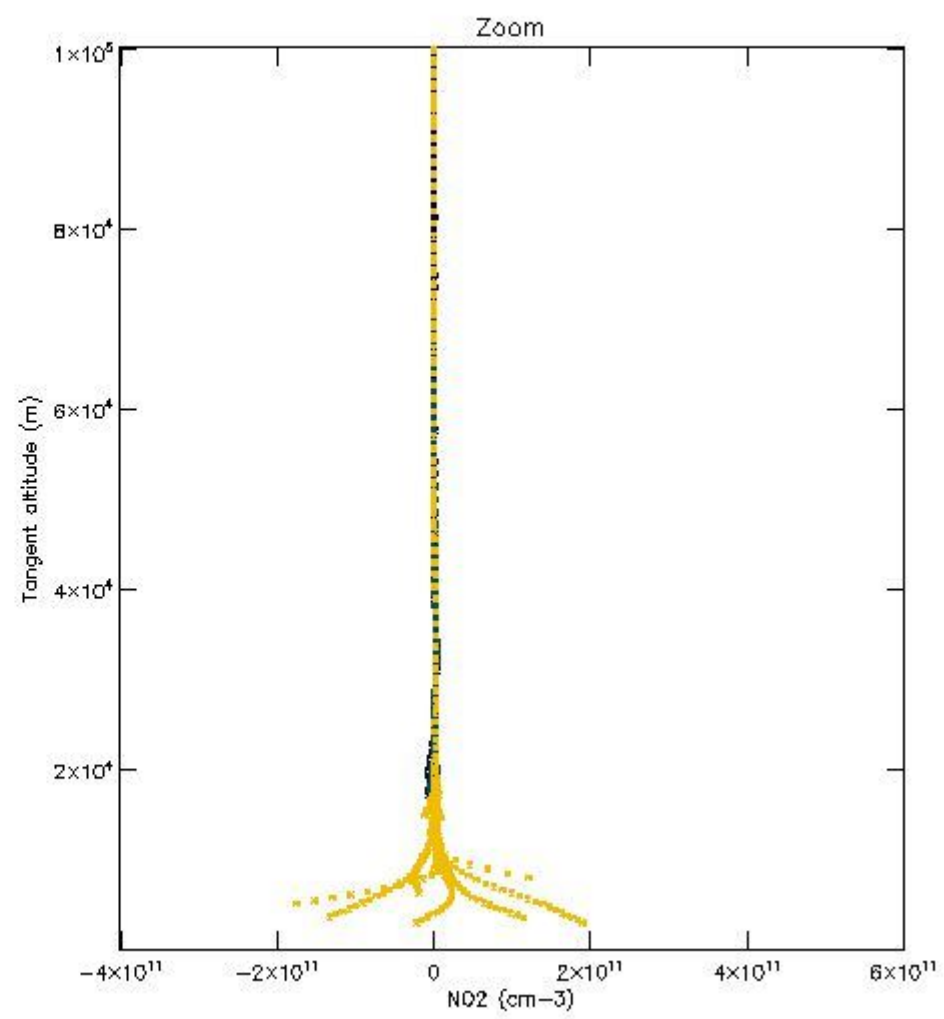
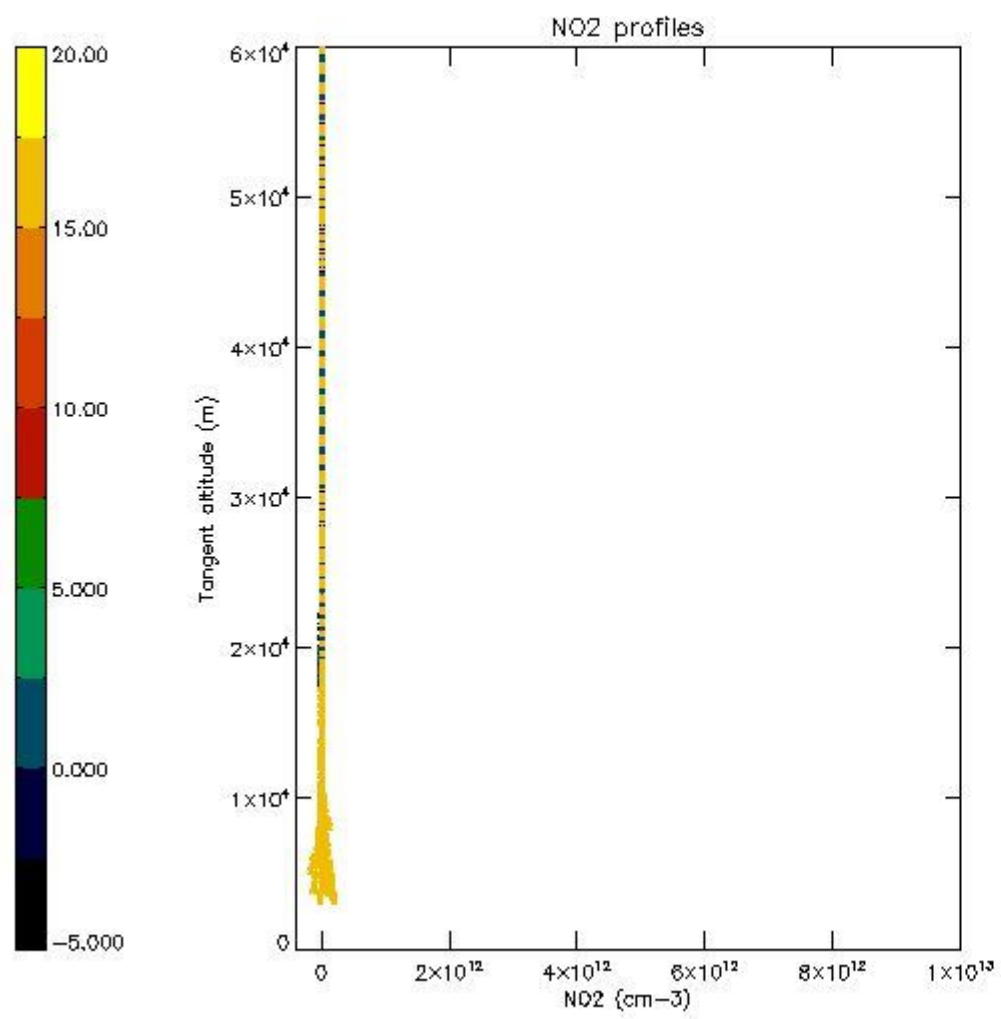
5.5 Plot ozone profiles where STD < 5% (dark without errors)

The colorbar represents the latitude.



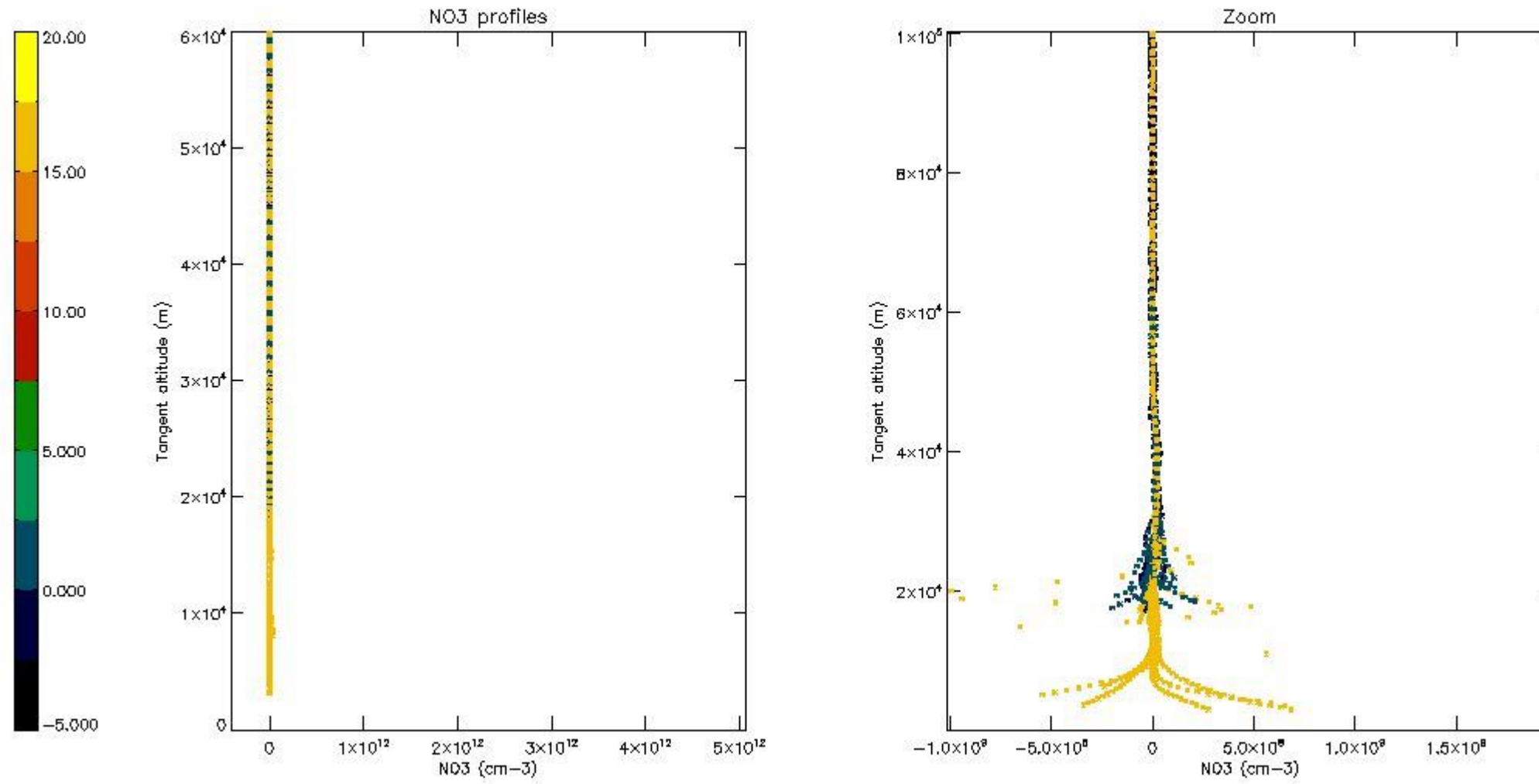
5.6 Plot NO₂ profiles for all STD (dark without errors)

The colorbar represents the latitude.



5.7 Plot NO3 profiles for all STD (dark without errors)

The colorbar represents the latitude.



6. Auxiliary Data Files used for the production reported in section 2

The number reported in the third column indicates since which file (see list in section 2) the corresponding auxiliary file has been used. The fourth column is the date of those product files.

Type	Auxiliary Filename	Used since product	Used since product date
INST_PHYS_CHARACTERISTICS	GOM_INS_AXVIEC20091111_143220_20030716_120000_20500101_000000	1	07-NOV-2009 00:02:00
LEVEL-2_PROC_CONFIG	GOM_PR2_AXVIEC20091111_152718_20020301_000000_20500101_000000	1	07-NOV-2009 00:02:00
CROSS_SECTIONS_FILE	GOM_CRS_AXVIEC20091111_154832_20020301_000000_20500101_000000	1	07-NOV-2009 00:02:00

GOMOS Level 2 Daily Report

SUMMARY

[1. General Info](#)

[2. Summary of processed GOM_NL_2P products](#)

[3. Level 2 Quality information per product](#)

[3.1 Plot of level 2 quality information per product \(time dependant\)](#)

[3.2 Plot of level 2 quality information per product \(world map\)](#)

[4. Level 1 Quality information per product \(stored on level 2 products\)](#)

[4.1 Plot of level 1 quality information per product \(time dependant\)](#)

[4.1.1 Plot of level 1 quality information per product \(time dependant\): ASCENDING](#)

[4.1.2 Plot of level 1 quality information per product \(time dependant\): DESCENDING](#)

[4.2 Plot of level 1 quality information per product \(world map\)](#)

[4.2.1 Plot of level 1 quality information per product \(world map\): ASCENDING](#)

[4.2.2 Plot of level 1 quality information per product \(world map\): DESCENDING](#)

[5. Ozone profiles based on quality statistics and other trace gas profiles](#)

[5.1 Ozone statistics based on quality of products](#)

[5.2 Plot ozone profiles for all STD \(dark without errors\)](#)

[5.3 Plot ozone profiles where STD < 20% \(dark without errors\)](#)

[5.4. Plot ozone profiles where STD < 10% \(dark without errors\)](#)

[5.5. Plot ozone profiles where STD < 5% \(dark without errors\)](#)

[5.6 Plot NO2 profiles for all STD \(dark without errors\)](#)

[5.7 Plot NO3 profiles for all STD \(dark without errors\)](#)

[5.8 Plot H2O profiles \(only for occultations of stars 1,2,3,4,13,14,16,26,63 dark without errors\) for all STD](#)

[6. Auxiliary Data Files used for the production reported in section 2](#)

This report presents the daily analysis on parameters extracted from GOMOS level 2 data (GOM_NL__2P). It is intended to monitor some important parameters that will impact the quality of these products. A list of level 2 products (and content) that have arrived during the reporting day to the PCF is also given.

Item	Value
Time of report generation	26APR2013 13:43:42
Data source version	GOMOS/6.01
Start time of products	07-11-2009 (07NOV2009 00:00:00)
Stop time of products	08-11-2009 (08NOV2009 00:00:00)
Store outputs in DB	Yes
Nb of level 2 prods	172
Nb of prods with errors	0

2. Summary of processed GOM_NL__2P products.

Nr	Filename	UTC Start time	Limb	Duration	Star Id	Star Name	Star Mag	Star Temp	Nb Meas	Orbit	Prod. error
1	GOM_NL__2PRFIN20091107_000200_000000432084_00059_40193_8999.N1	07-NOV-2009 00:02:00	Bright	42.500	35	33Alp Per	1.7950	6250.0	85	40193	No
2	GOM_NL__2PRFIN20091107_001911_000000402084_00059_40193_9000.N1	07-NOV-2009 00:19:11	Bright	39.500	36	50Alp UMa	1.8000	6300.0	79	40193	No
3	GOM_NL__2PRFIN20091107_002049_000000382084_00059_40193_9001.N1	07-NOV-2009 00:20:49	Bright	37.500	82	48Bet UMa	2.3650	10600.	75	40193	No
4	GOM_NL__2PRFIN20091107_002438_000000432084_00059_40193_9002.N1	07-NOV-2009 00:24:38	Bright	43.000	174	52Psi UMa	3.0040	4400.0	86	40193	No
5	GOM_NL__2PRFIN20091107_003225_000000612084_00059_40193_9003.N1	07-NOV-2009 00:32:25	Bright	60.500	96	68Del Leo	2.5600	9300.0	121	40193	No
6	GOM_NL__2PRFIN20091107_005923_000000472084_00060_40194_9003.N1	07-NOV-2009 00:59:23	Dark	46.500	34	Gam2Vel	1.7930	23000.	93	40194	No
7	GOM_NL__2PRFIN20091107_010434_000000472084_00060_40194_9004.N1	07-NOV-2009 01:04:34	Dark	47.000	2	Alp Car	-0.73600	7000.0	94	40194	No
8	GOM_NL__2PRFIN20091107_011412_000000402084_00060_40194_9005.N1	07-NOV-2009 01:14:12	Straylight	39.500	157	The1Eri	2.9060	9300.0	79	40194	No
9	GOM_NL__2PRFIN20091107_012754_000000512084_00060_40194_9006.N1	07-NOV-2009 01:27:54	Twilight	51.000	94	92Alp Cet	2.5260	3100.0	102	40194	No
10	GOM_NL__2PRFIN20091107_013228_000000392084_00060_40194_9007.N1	07-NOV-2009 01:32:28	Bright	38.500	105	6Bet Ari	2.6450	8900.0	77	40194	No
11	GOM_NL__2PRFIN20091107_013642_000000382084_00060_40194_9008.N1	07-NOV-2009 01:36:42	Bright	37.500	173	4Bet Tri	3.0040	8900.0	75	40194	No
12	GOM_NL__2PRFIN20091107_013846_000000402084_00060_40194_9009.N1	07-NOV-2009 01:38:46	Bright	39.500	73	57Gam1And	2.2600	13100.	79	40194	No
13	GOM_NL__2PRFIN20091107_014235_000000432084_00060_40194_9010.N1	07-NOV-2009 01:42:35	Bright	42.500	35	33Alp Per	1.7950	6250.0	85	40194	No
14	GOM_NL__2PRFIN20091107_015947_000000452084_00060_40194_9011.N1	07-NOV-2009 01:59:47	Bright	45.000	36	50Alp UMa	1.8000	6300.0	90	40194	No
15	GOM_NL__2PRFIN20091107_020124_000000422084_00060_40194_9012.N1	07-NOV-2009 02:01:24	Bright	42.000	82	48Bet UMa	2.3650	10600.	84	40194	No
16	GOM_NL__2PRFIN20091107_020514_000000422084_00060_40194_9013.N1	07-NOV-2009 02:05:14	Bright	42.000	174	52Psi UMa	3.0040	4400.0	84	40194	No
17	GOM_NL__2PRFIN20091107_021302_000000422084_00060_40194_9014.N1	07-NOV-2009 02:13:02	Bright	41.500	96	68Del Leo	2.5600	9300.0	83	40194	No
18	GOM_NL__2PRFIN20091107_024000_000000492084_00061_40195_9014.N1	07-NOV-2009 02:40:00	Dark	48.500	34	Gam2Vel	1.7930	23000.	97	40195	No
19	GOM_NL__2PRFIN20091107_024511_000000592084_00061_40195_9015.N1	07-NOV-2009 02:45:11	Dark	58.500	2	Alp Car	-0.73600	7000.0	117	40195	No
20	GOM_NL__2PRFIN20091107_025452_000000382084_00061_40195_9016.N1	07-NOV-2009 02:54:52	Straylight	38.000	157	The1Eri	2.9060	9300.0	76	40195	No
21	GOM_NL__2PRFIN20091107_030830_000000502084_00061_40195_9017.N1	07-NOV-2009 03:08:30	Twilight	49.500	94	92Alp Cet	2.5260	3100.0	99	40195	No
22	GOM_NL__2PRFIN20091107_031304_000000392084_00061_40195_9018.N1	07-NOV-2009 03:13:04	Bright	38.500	105	6Bet Ari	2.6450	8900.0	77	40195	No
23	GOM_NL__2PRFIN20091107_031718_000000382084_00061_40195_9019.N1	07-NOV-2009 03:17:18	Bright	38.000	173	4Bet Tri	3.0040	8900.0	76	40195	No
24	GOM_NL__2PRFIN20091107_031921_000000382084_00061_40195_9020.N1	07-NOV-2009 03:19:21	Bright	38.000	73	57Gam1And	2.2600	13100.	76	40195	No
25	GOM_NL__2PRFIN20091107_032310_000000432084_00061_40195_9021.N1	07-NOV-2009 03:23:10	Bright	43.000	35	33Alp Per	1.7950	6250.0	86	40195	No
26	GOM_NL__2PRFIN20091107_034022_000000422084_00061_40195_9022.N1	07-NOV-2009 03:40:22	Bright	42.000	36	50Alp UMa	1.8000	6300.0	84	40195	No
27	GOM_NL__2PRFIN20091107_034200_000000382084_00061_40195_9023.N1	07-NOV-2009 03:42:00	Bright	38.000	82	48Bet UMa	2.3650	10600.	76	40195	No
28	GOM_NL__2PRFIN20091107_034549_000000422084_00061_40195_9024.N1	07-NOV-2009 03:45:49	Bright	41.500	174	52Psi UMa	3.0040	4400.0	83	40195	No
29	GOM_NL__2PRFIN20091107_035338_000000612084_00061_40195_9025.N1	07-NOV-2009 03:53:38	Bright	61.000	96	68Del Leo	2.5600	9300.0	122	40195	No
30	GOM_NL__2PRFIN20091107_042037_000000482084_00062_40196_9025.N1	07-NOV-2009 04:20:37	Dark	48.000	34	Gam2Vel	1.7930	23000.	96	40196	No
31	GOM_NL__2PRFIN20091107_042548_000000482084_00062_40196_9026.N1	07-NOV-2009 04:25:48	Dark	47.500	2	Alp Car	-0.73600	7000.0	95	40196	No
32	GOM_NL__2PRFIN20091107_044311_000000282084_00062_40196_9027.N1	07-NOV-2009 04:43:11	Straylight	28.000	165	34Gam Eri	2.9500	3200.0	56	40196	No
33	GOM_NL__2PRFIN20091107_044906_000000502084_00062_40196_9028.N1	07-NOV-2009 04:49:06	Twilight	50.000	94	92Alp Cet	2.5260	3100.0	100	40196	No
34	GOM_NL__2PRFIN20091107_045340_000000392084_00062_40196_9029.N1	07-NOV-2009 04:53:40	Bright	38.500	105	6Bet Ari	2.6450	8900.0	77	40196	No
35	GOM_NL__2PRFIN20091107_045754_000000382084_00062_40196_9030.N1	07-NOV-2009 04:57:54	Bright	37.500	173	4Bet Tri	3.0040	8900.0	75	40196	No
36	GOM_NL__2PRFIN20091107_045957_000000382084_00062_40196_9031.N1	07-NOV-2009 04:59:57	Bright	37.500	73	57Gam1And	2.2600	13100.	75	40196	No
37	GOM_NL__2PRFIN20091107_050346_000000432084_00062_40196_9032.N1	07-NOV-2009 05:03:46	Bright	42.500	35	33Alp Per	1.7950	6250.0	85	40196	No
38	GOM_NL__2PRFIN20091107_052058_000000442084_00062_40196_9033.N1	07-NOV-2009 05:20:58	Bright	43.500	36	50Alp UMa	1.8000	6300.0	87	40196	No
39	GOM_NL__2PRFIN20091107_052236_000000512084_00062_40196_9034.N1	07-NOV-2009 05:22:36	Bright	51.000	82	48Bet UMa	2.3650	10600.	102	40196	No
40	GOM_NL__2PRFIN20091107_052626_000000382084_00062_40196_9035.N1	07-NOV-2009 05:26:26	Bright	37.500	174	52Psi UMa	3.0040	4400.0	75	40196	No
41	GOM_NL__2PRFIN20091107_053415_000000552084_00062_40196_9036.N1	07-NOV-2009 05:34:15	Bright	55.000	96	68Del Leo	2.5600	9300.0	110	40196	No
42	GOM_NL__2PRFIN20091107_060115_000000462084_00063_40197_9036.N1	07-NOV-2009 06:01:15	Dark	46.000	34	Gam2Vel	1.7930	23000.	92	40197	No

43	GOM_NL__2PRFIN20091107_060624_000000532084_00063_40197_9037.N1	07-NOV-2009 06:06:24	Dark	53.000	2	Alp Car	-0.73600	7000.0	106	40197	No
44	GOM_NL__2PRFIN20091107_062347_000000282084_00063_40197_9038.N1	07-NOV-2009 06:23:47	Straylight	28.000	165	34Gam Eri	2.9500	3200.0	56	40197	No
45	GOM_NL__2PRFIN20091107_062942_000000522084_00063_40197_9039.N1	07-NOV-2009 06:29:42	Twilight_and_stray	51.500	94	92Alp Cet	2.5260	3100.0	103	40197	No
46	GOM_NL__2PRFIN20091107_063416_000000392084_00063_40197_9040.N1	07-NOV-2009 06:34:16	Bright	38.500	105	6Bet Ari	2.6450	8900.0	77	40197	No
47	GOM_NL__2PRFIN20091107_063830_000000372084_00063_40197_9041.N1	07-NOV-2009 06:38:30	Bright	36.500	173	4Bet Tri	3.0040	8900.0	73	40197	No
48	GOM_NL__2PRFIN20091107_064033_000000392084_00063_40197_9042.N1	07-NOV-2009 06:40:33	Bright	39.000	73	57Gam1And	2.2600	13100.	78	40197	No
49	GOM_NL__2PRFIN20091107_064421_000000432084_00063_40197_9043.N1	07-NOV-2009 06:44:21	Bright	42.500	35	33Alp Per	1.7950	6250.0	85	40197	No
50	GOM_NL__2PRFIN20091107_070134_000000432084_00063_40197_9044.N1	07-NOV-2009 07:01:34	Bright	43.000	36	50Alp UMa	1.8000	6300.0	86	40197	No
51	GOM_NL__2PRFIN20091107_070312_000000402084_00063_40197_9045.N1	07-NOV-2009 07:03:12	Bright	40.000	82	48Bet UMa	2.3650	10600.	80	40197	No
52	GOM_NL__2PRFIN20091107_070701_000000462084_00063_40197_9046.N1	07-NOV-2009 07:07:01	Bright	46.000	174	52Psi UMa	3.0040	4400.0	92	40197	No
53	GOM_NL__2PRFIN20091107_071450_000000422084_00063_40197_9047.N1	07-NOV-2009 07:14:50	Bright	41.500	96	68Del Leo	2.5600	9300.0	83	40197	No
54	GOM_NL__2PRFIN20091107_074151_000000472084_00064_40198_9048.N1	07-NOV-2009 07:41:51	Dark	47.000	34	Gam2Vel	1.7930	23000.	94	40198	No
55	GOM_NL__2PRFIN20091107_074701_000000462084_00064_40198_9049.N1	07-NOV-2009 07:47:01	Dark	45.500	2	Alp Car	-0.73600	7000.0	91	40198	No
56	GOM_NL__2PRFIN20091107_080423_000000342084_00064_40198_9050.N1	07-NOV-2009 08:04:23	Straylight	34.000	165	34Gam Eri	2.9500	3200.0	68	40198	No
57	GOM_NL__2PRFIN20091107_081018_000000512084_00064_40198_9051.N1	07-NOV-2009 08:10:18	Twilight_and_stray	50.500	94	92Alp Cet	2.5260	3100.0	101	40198	No
58	GOM_NL__2PRFIN20091107_081452_000000382084_00064_40198_9052.N1	07-NOV-2009 08:14:52	Bright	38.000	105	6Bet Ari	2.6450	8900.0	76	40198	No
59	GOM_NL__2PRFIN20091107_081906_000000382084_00064_40198_9053.N1	07-NOV-2009 08:19:06	Bright	37.500	173	4Bet Tri	3.0040	8900.0	75	40198	No
60	GOM_NL__2PRFIN20091107_082109_000000372084_00064_40198_9054.N1	07-NOV-2009 08:21:09	Bright	36.500	73	57Gam1And	2.2600	13100.	73	40198	No
61	GOM_NL__2PRFIN20091107_082457_000000442084_00064_40198_9055.N1	07-NOV-2009 08:24:57	Bright	44.000	35	33Alp Per	1.7950	6250.0	88	40198	No
62	GOM_NL__2PRFIN20091107_084210_000000442084_00064_40198_9056.N1	07-NOV-2009 08:42:10	Bright	43.500	36	50Alp UMa	1.8000	6300.0	87	40198	No
63	GOM_NL__2PRFIN20091107_084348_000000412084_00064_40198_9057.N1	07-NOV-2009 08:43:48	Bright	40.500	82	48Bet UMa	2.3650	10600.	81	40198	No
64	GOM_NL__2PRFIN20091107_084737_000000402084_00064_40198_9058.N1	07-NOV-2009 08:47:37	Bright	40.000	174	52Psi UMa	3.0040	4400.0	80	40198	No
65	GOM_NL__2PRFIN20091107_085527_000000612084_00064_40198_9059.N1	07-NOV-2009 08:55:27	Bright	61.000	96	68Del Leo	2.5600	9300.0	122	40198	No
66	GOM_NL__2PRFIN20091107_092228_000000452084_00065_40199_9059.N1	07-NOV-2009 09:22:28	Dark	44.500	34	Gam2Vel	1.7930	23000.	89	40199	No
67	GOM_NL__2PRFIN20091107_092738_000000482084_00065_40199_9060.N1	07-NOV-2009 09:27:38	Dark	47.500	2	Alp Car	-0.73600	7000.0	95	40199	No
68	GOM_NL__2PRFIN20091107_094459_000000342084_00065_40199_9061.N1	07-NOV-2009 09:44:59	Straylight	34.000	165	34Gam Eri	2.9500	3200.0	68	40199	No
69	GOM_NL__2PRFIN20091107_095053_000000512084_00065_40199_9062.N1	07-NOV-2009 09:50:53	Twilight_and_stray	50.500	94	92Alp Cet	2.5260	3100.0	101	40199	No
70	GOM_NL__2PRFIN20091107_095528_000000392084_00065_40199_9063.N1	07-NOV-2009 09:55:28	Bright	38.500	105	6Bet Ari	2.6450	8900.0	77	40199	No
71	GOM_NL__2PRFIN20091107_095941_000000372084_00065_40199_9064.N1	07-NOV-2009 09:59:41	Bright	37.000	173	4Bet Tri	3.0040	8900.0	74	40199	No
72	GOM_NL__2PRFIN20091107_100145_000000382084_00065_40199_9065.N1	07-NOV-2009 10:01:45	Bright	38.000	73	57Gam1And	2.2600	13100.	76	40199	No
73	GOM_NL__2PRFIN20091107_100532_000000432084_00065_40199_9066.N1	07-NOV-2009 10:05:32	Bright	42.500	35	33Alp Per	1.7950	6250.0	85	40199	No
74	GOM_NL__2PRFIN20091107_102246_000000422084_00065_40199_9067.N1	07-NOV-2009 10:22:46	Bright	42.000	36	50Alp UMa	1.8000	6300.0	84	40199	No
75	GOM_NL__2PRFIN20091107_102424_000000402084_00065_40199_9068.N1	07-NOV-2009 10:24:24	Bright	39.500	82	48Bet UMa	2.3650	10600.	79	40199	No
76	GOM_NL__2PRFIN20091107_102813_000000382084_00065_40199_9069.N1	07-NOV-2009 10:28:13	Bright	38.000	174	52Psi UMa	3.0040	4400.0	76	40199	No
77	GOM_NL__2PRFIN20091107_103603_000000612084_00065_40199_9070.N1	07-NOV-2009 10:36:03	Bright	61.000	96	68Del Leo	2.5600	9300.0	122	40199	No
78	GOM_NL__2PRFIN20091107_110305_000000452084_00066_40200_9072.N1	07-NOV-2009 11:03:05	Dark	44.500	34	Gam2Vel	1.7930	23000.	89	40200	No
79	GOM_NL__2PRFIN20091107_110814_000000542084_00066_40200_9073.N1	07-NOV-2009 11:08:14	Dark	54.000	2	Alp Car	-0.73600	7000.0	108	40200	No
80	GOM_NL__2PRFIN20091107_112535_000000402084_00066_40200_9074.N1	07-NOV-2009 11:25:35	Straylight	40.000	165	34Gam Eri	2.9500	3200.0	80	40200	No
81	GOM_NL__2PRFIN20091107_113129_000000522084_00066_40200_9075.N1	07-NOV-2009 11:31:29	Twilight_and_stray	51.500	94	92Alp Cet	2.5260	3100.0	103	40200	No
82	GOM_NL__2PRFIN20091107_113603_000000382084_00066_40200_9076.N1	07-NOV-2009 11:36:03	Bright	37.500	105	6Bet Ari	2.6450	8900.0	75	40200	No
83	GOM_NL__2PRFIN20091107_114017_000000372084_00066_40200_9077.N1	07-NOV-2009 11:40:17	Bright	37.000	173	4Bet Tri	3.0040	8900.0	74	40200	No
84	GOM_NL__2PRFIN20091107_114220_000000382084_00066_40200_9078.N1	07-NOV-2009 11:42:20	Bright	37.500	73	57Gam1And	2.2600	13100.	75	40200	No
85	GOM_NL__2PRFIN20091107_114607_000000452084_00066_40200_9079.N1	07-NOV-2009 11:46:07	Bright	45.000	35	33Alp Per	1.7950	6250.0	90	40200	No
86	GOM_NL__2PRFIN20091107_120321_000000382084_00066_40200_9080.N1	07-NOV-2009 12:03:21	Bright	38.000	36	50Alp UMa	1.8000	6300.0	76	40200	No
87	GOM_NL__2PRFIN20091107_120459_000000372084_00066_40200_9081.N1	07-NOV-2009 12:04:59	Bright	36.500	82	48Bet UMa	2.3650	10600.	73	40200	No
88	GOM_NL__2PRFIN20091107_120849_000000452084_00066_40200_9082.N1	07-NOV-2009 12:08:49	Bright	45.000	174	52Psi UMa	3.0040	4400.0	90	40200	No
89	GOM_NL__2PRFIN20091107_121639_000000612084_00066_40200_9083.N1	07-NOV-2009 12:16:39	Bright	61.000	96	68Del Leo	2.5600	9300.0	122	40200	No
90	GOM_NL__2PRFIN20091107_124342_000000462084_00067_40201_9083.N1	07-NOV-2009 12:43:42	Dark	45.500	34	Gam2Vel	1.7930	23000.	91	40201	No
91	GOM_NL__2PRFIN20091107_124851_000000622084_00067_40201_9084.N1	07-NOV-2009 12:48:51	Dark	61.500	2	Alp Car	-0.73600	7000.0	123	40201	No
92	GOM_NL__2PRFIN20091107_130611_000000402084_00067_40201_9085.N1	07-NOV-2009 13:06:11	Straylight	40.000	165	34Gam Eri	2.9500	3200.0	80	40201	No
93	GOM_NL__2PRFIN20091107_131205_000000522084_00067_40201_9086.N1	07-NOV-2009 13:12:05	Twilight_and_stray	51.500	94	92Alp Cet	2.5260	3100.0	103	40201	No
94	GOM_NL__2PRFIN20091107_131639_000000382084_00067_40201_9087.N1	07-NOV-2009 13:16:39	Bright	38.000	105	6Bet Ari	2.6450	8900.0	76	40201	No
95	GOM_NL__2PRFIN20091107_132052_000000372084_00067_40201_9088.N1	07-NOV-2009 13:20:52	Bright	37.000	173	4Bet Tri	3.0040	8900.0	74	40201	No
96	GOM_NL__2PRFIN20091107_132256_000000382084_00067_40201_9089.N1	07-NOV-2009 13:22:56	Bright	37.500	73	57Gam1And	2.2600	13100.	75	40201	No
97	GOM_NL__2PRFIN20091107_132643_000000422084_00067_40201_9090.N1	07-NOV-2009 13:26:43	Bright	42.000	35	33Alp Per	1.7950	6250.0	84	40201	No
98	GOM_NL__2PRFIN20091107_134357_000000402084_00067_40201_9091.N1	07-NOV-2009 13:43:57	Bright	39.500	36	50Alp UMa	1.8000	6300.0	79	40201	No
99	GOM_NL__2PRFIN20091107_134535_000000392084_00067_40201_9092.N1	07-NOV-2009 13:45:35	Bright	39.000	82	48Bet UMa	2.3650	10600.	78	40201	No
100	GOM_NL__2PRFIN20091107_134925_000000482084_00067_40201_9093.N1	07-NOV-2009 13:49:25	Bright	48.000	174	52Psi UMa	3.0040	4400.0	96	40201	No
101	GOM_NL__2PRFIN20091107_135715_000000402084_00067_40201_9094.N1	07-NOV-2009 13:57:15	Bright	40.000	96	68Del Leo	2.5600	9300.0	80	40201	No

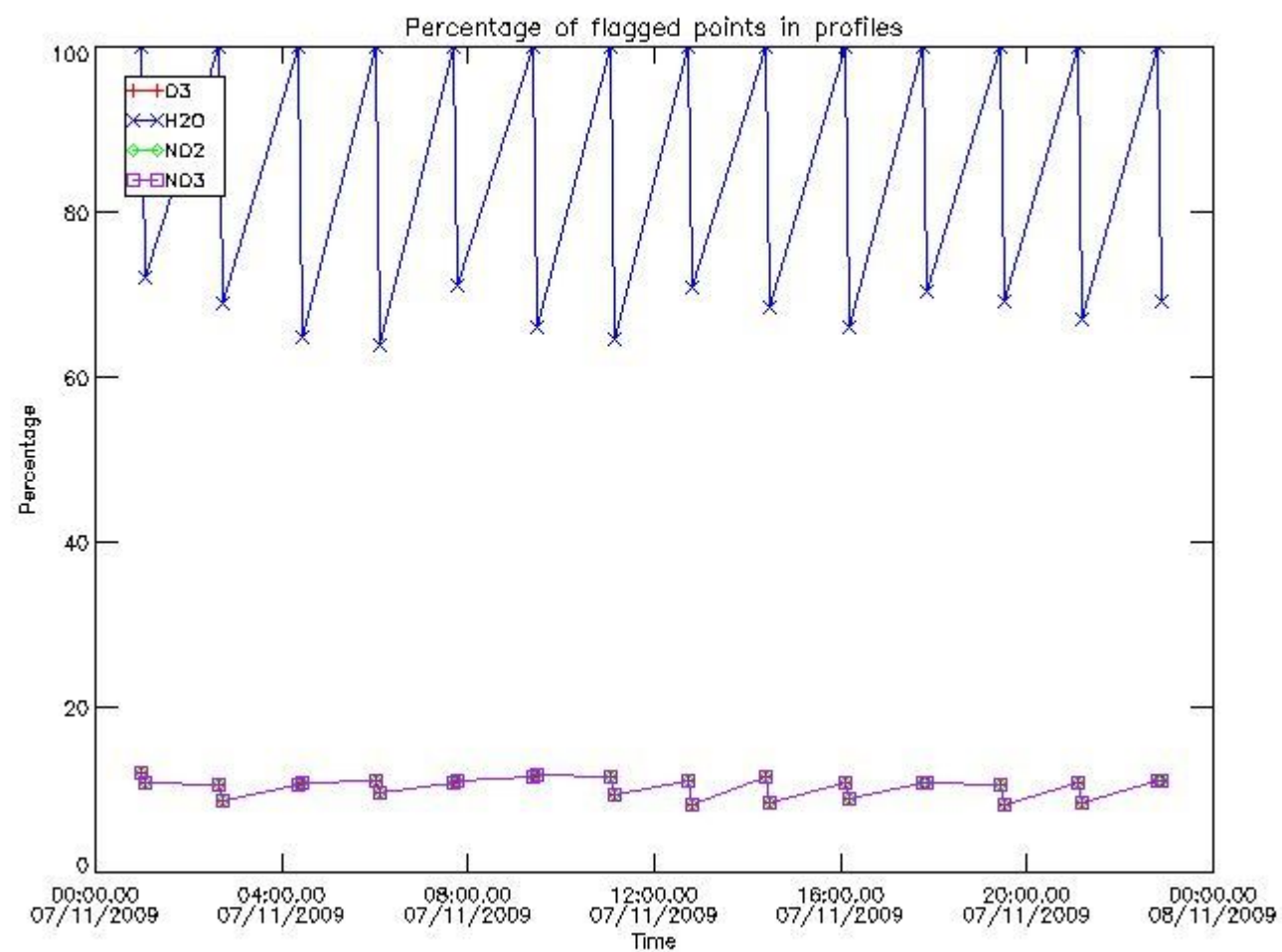
102	GOM_NL__2PRFIN20091107_142419_000000482084_00068_40202_9115.N1	07-NOV-2009 14:24:19	Dark	48.000	34	Gam2Vel	1.7930	23000.	96	40202	No
103	GOM_NL__2PRFIN20091107_142927_000000602084_00068_40202_9116.N1	07-NOV-2009 14:29:27	Dark	60.000	2	Alp Car	-0.73600	7000.0	120	40202	No
104	GOM_NL__2PRFIN20091107_144646_000000462084_00068_40202_9117.N1	07-NOV-2009 14:46:46	Straylight	46.000	165	34Gam Eri	2.9500	3200.0	92	40202	No
105	GOM_NL__2PRFIN20091107_145240_000000512084_00068_40202_9118.N1	07-NOV-2009 14:52:40	Tw_i_and_stray	50.500	94	92Alp Cet	2.5260	3100.0	101	40202	No
106	GOM_NL__2PRFIN20091107_145716_000000392084_00068_40202_9119.N1	07-NOV-2009 14:57:16	Bright	38.500	105	6Bet Ari	2.6450	8900.0	77	40202	No
107	GOM_NL__2PRFIN20091107_150128_000000382084_00068_40202_9120.N1	07-NOV-2009 15:01:28	Bright	38.000	173	4Bet Tri	3.0040	8900.0	76	40202	No
108	GOM_NL__2PRFIN20091107_150332_000000402084_00068_40202_9121.N1	07-NOV-2009 15:03:32	Bright	39.500	73	57Gam1And	2.2600	13100.	79	40202	No
109	GOM_NL__2PRFIN20091107_150718_000000432084_00068_40202_9122.N1	07-NOV-2009 15:07:18	Bright	43.000	35	33Alp Per	1.7950	6250.0	86	40202	No
110	GOM_NL__2PRFIN20091107_152433_000000362084_00068_40202_9123.N1	07-NOV-2009 15:24:33	Bright	36.000	36	50Alp UMa	1.8000	6300.0	72	40202	No
111	GOM_NL__2PRFIN20091107_152611_000000432084_00068_40202_9124.N1	07-NOV-2009 15:26:11	Bright	42.500	82	48Bet UMa	2.3650	10600.	85	40202	No
112	GOM_NL__2PRFIN20091107_153001_000000402084_00068_40202_9125.N1	07-NOV-2009 15:30:01	Bright	39.500	174	52Psi UMa	3.0040	4400.0	79	40202	No
113	GOM_NL__2PRFIN20091107_153752_000000402084_00068_40202_9126.N1	07-NOV-2009 15:37:52	Bright	40.000	96	68Del Leo	2.5600	9300.0	80	40202	No
114	GOM_NL__2PRFIN20091107_160456_000000472084_00069_40203_9126.N1	07-NOV-2009 16:04:56	Dark	46.500	34	Gam2Vel	1.7930	23000.	93	40203	No
115	GOM_NL__2PRFIN20091107_161004_000000562084_00069_40203_9127.N1	07-NOV-2009 16:10:04	Dark	56.000	2	Alp Car	-0.73600	7000.0	112	40203	No
116	GOM_NL__2PRFIN20091107_162722_000000462084_00069_40203_9128.N1	07-NOV-2009 16:27:22	Straylight	46.000	165	34Gam Eri	2.9500	3200.0	92	40203	No
117	GOM_NL__2PRFIN20091107_163316_000000502084_00069_40203_9129.N1	07-NOV-2009 16:33:16	Tw_i_and_stray	49.500	94	92Alp Cet	2.5260	3100.0	99	40203	No
118	GOM_NL__2PRFIN20091107_163751_000000372084_00069_40203_9130.N1	07-NOV-2009 16:37:51	Bright	36.500	105	6Bet Ari	2.6450	8900.0	73	40203	No
119	GOM_NL__2PRFIN20091107_164204_000000382084_00069_40203_9131.N1	07-NOV-2009 16:42:04	Bright	37.500	173	4Bet Tri	3.0040	8900.0	75	40203	No
120	GOM_NL__2PRFIN20091107_164407_000000402084_00069_40203_9132.N1	07-NOV-2009 16:44:07	Bright	39.500	73	57Gam1And	2.2600	13100.	79	40203	No
121	GOM_NL__2PRFIN20091107_164754_000000442084_00069_40203_9133.N1	07-NOV-2009 16:47:54	Bright	43.500	35	33Alp Per	1.7950	6250.0	87	40203	No
122	GOM_NL__2PRFIN20091107_170509_000000372084_00069_40203_9134.N1	07-NOV-2009 17:05:09	Bright	37.000	36	50Alp UMa	1.8000	6300.0	74	40203	No
123	GOM_NL__2PRFIN20091107_170647_000000412084_00069_40203_9135.N1	07-NOV-2009 17:06:47	Bright	40.500	82	48Bet UMa	2.3650	10600.	81	40203	No
124	GOM_NL__2PRFIN20091107_171037_000000592084_00069_40203_9136.N1	07-NOV-2009 17:10:37	Bright	59.000	174	52Psi UMa	3.0040	4400.0	118	40203	No
125	GOM_NL__2PRFIN20091107_171828_000000612084_00069_40203_9137.N1	07-NOV-2009 17:18:28	Bright	61.000	96	68Del Leo	2.5600	9300.0	122	40203	No
126	GOM_NL__2PRFIN20091107_174533_000000472084_00070_40204_9137.N1	07-NOV-2009 17:45:33	Dark	47.000	34	Gam2Vel	1.7930	23000.	94	40204	No
127	GOM_NL__2PRFIN20091107_175041_000000472084_00070_40204_9138.N1	07-NOV-2009 17:50:41	Dark	47.000	2	Alp Car	-0.73600	7000.0	94	40204	No
128	GOM_NL__2PRFIN20091107_180759_000000522084_00070_40204_9139.N1	07-NOV-2009 18:07:59	Straylight	52.000	165	34Gam Eri	2.9500	3200.0	104	40204	No
129	GOM_NL__2PRFIN20091107_181352_000000512084_00070_40204_9140.N1	07-NOV-2009 18:13:52	Tw_i_and_stray	50.500	94	92Alp Cet	2.5260	3100.0	101	40204	No
130	GOM_NL__2PRFIN20091107_181827_000000382084_00070_40204_9141.N1	07-NOV-2009 18:18:27	Bright	37.500	105	6Bet Ari	2.6450	8900.0	75	40204	No
131	GOM_NL__2PRFIN20091107_182240_000000372084_00070_40204_9142.N1	07-NOV-2009 18:22:40	Bright	37.000	173	4Bet Tri	3.0040	8900.0	74	40204	No
132	GOM_NL__2PRFIN20091107_182443_000000382084_00070_40204_9143.N1	07-NOV-2009 18:24:43	Bright	38.000	73	57Gam1And	2.2600	13100.	76	40204	No
133	GOM_NL__2PRFIN20091107_182829_000000422084_00070_40204_9144.N1	07-NOV-2009 18:28:29	Bright	41.500	35	33Alp Per	1.7950	6250.0	83	40204	No
134	GOM_NL__2PRFIN20091107_184545_000000452084_00070_40204_9145.N1	07-NOV-2009 18:45:45	Bright	44.500	36	50Alp UMa	1.8000	6300.0	89	40204	No
135	GOM_NL__2PRFIN20091107_184723_000000412084_00070_40204_9146.N1	07-NOV-2009 18:47:23	Bright	40.500	82	48Bet UMa	2.3650	10600.	81	40204	No
136	GOM_NL__2PRFIN20091107_185113_000000592084_00070_40204_9147.N1	07-NOV-2009 18:51:13	Bright	59.000	174	52Psi UMa	3.0040	4400.0	118	40204	No
137	GOM_NL__2PRFIN20091107_185904_000000432084_00070_40204_9148.N1	07-NOV-2009 18:59:04	Bright	43.000	96	68Del Leo	2.5600	9300.0	86	40204	No
138	GOM_NL__2PRFIN20091107_192609_000000492084_00071_40205_9148.N1	07-NOV-2009 19:26:09	Dark	48.500	34	Gam2Vel	1.7930	23000.	97	40205	No
139	GOM_NL__2PRFIN20091107_193118_000000622084_00071_40205_9149.N1	07-NOV-2009 19:31:18	Dark	61.500	2	Alp Car	-0.73600	7000.0	123	40205	No
140	GOM_NL__2PRFIN20091107_194834_000000522084_00071_40205_9150.N1	07-NOV-2009 19:48:34	Straylight	52.000	165	34Gam Eri	2.9500	3200.0	104	40205	No
141	GOM_NL__2PRFIN20091107_195428_000000502084_00071_40205_9151.N1	07-NOV-2009 19:54:28	Tw_i_and_stray	50.000	94	92Alp Cet	2.5260	3100.0	100	40205	No
142	GOM_NL__2PRFIN20091107_195903_000000372084_00071_40205_9152.N1	07-NOV-2009 19:59:03	Bright	37.000	105	6Bet Ari	2.6450	8900.0	74	40205	No
143	GOM_NL__2PRFIN20091107_200316_000000382084_00071_40205_9153.N1	07-NOV-2009 20:03:16	Bright	37.500	173	4Bet Tri	3.0040	8900.0	75	40205	No
144	GOM_NL__2PRFIN20091107_200519_000000392084_00071_40205_9154.N1	07-NOV-2009 20:05:19	Bright	38.500	73	57Gam1And	2.2600	13100.	77	40205	No
145	GOM_NL__2PRFIN20091107_200905_000000432084_00071_40205_9155.N1	07-NOV-2009 20:09:05	Bright	43.000	35	33Alp Per	1.7950	6250.0	86	40205	No
146	GOM_NL__2PRFIN20091107_202621_000000392084_00071_40205_9156.N1	07-NOV-2009 20:26:21	Bright	39.000	36	50Alp UMa	1.8000	6300.0	78	40205	No
147	GOM_NL__2PRFIN20091107_202758_000000432084_00071_40205_9157.N1	07-NOV-2009 20:27:58	Bright	43.000	82	48Bet UMa	2.3650	10600.	86	40205	No
148	GOM_NL__2PRFIN20091107_203149_000000402084_00071_40205_9158.N1	07-NOV-2009 20:31:49	Bright	39.500	174	52Psi UMa	3.0040	4400.0	79	40205	No
149	GOM_NL__2PRFIN20091107_203940_000000402084_00071_40205_9159.N1	07-NOV-2009 20:39:40	Bright	40.000	96	68Del Leo	2.5600	9300.0	80	40205	No
150	GOM_NL__2PRFIN20091107_210646_000000472084_00072_40206_9159.N1	07-NOV-2009 21:06:46	Dark	47.000	34	Gam2Vel	1.7930	23000.	94	40206	No
151	GOM_NL__2PRFIN20091107_211154_000000612084_00072_40206_9160.N1	07-NOV-2009 21:11:54	Dark	61.000	2	Alp Car	-0.73600	7000.0	122	40206	No
152	GOM_NL__2PRFIN20091107_212910_000000582084_00072_40206_9161.N1	07-NOV-2009 21:29:10	Straylight	58.000	165	34Gam Eri	2.9500	3200.0	116	40206	No
153	GOM_NL__2PRFIN20091107_213503_000000522084_00072_40206_9162.N1	07-NOV-2009 21:35:03	Tw_i_and_stray	51.500	94	92Alp Cet	2.5260	3100.0	103	40206	No
154	GOM_NL__2PRFIN20091107_213939_000000382084_00072_40206_9163.N1	07-NOV-2009 21:39:39	Bright	38.000	105	6Bet Ari	2.6450	8900.0	76	40206	No
155	GOM_NL__2PRFIN20091107_214352_000000372084_00072_40206_9164.N1	07-NOV-2009 21:43:52	Bright	37.000	173	4Bet Tri	3.0040	8900.0	74	40206	No
156	GOM_NL__2PRFIN20091107_214555_000000392084_00072_40206_9165.N1	07-NOV-2009 21:45:55	Bright	38.500	73	57Gam1And	2.2600	13100.	77	40206	No
157	GOM_NL__2PRFIN20091107_214940_000000432084_00072_40206_9166.N1	07-NOV-2009 21:49:40	Bright	42.500	35	33Alp Per	1.7950	6250.0	85	40206	No
158	GOM_NL__2PRFIN20091107_220656_000000412084_00072_40206_9167.N1	07-NOV-2009 22:06:56	Bright	41.000	36	50Alp UMa	1.8000	6300.0	82	40206	No
159	GOM_NL__2PRFIN20091107_220834_000000402084_00072_40206_9168.N1	07-NOV-2009 22:08:34	Bright	40.000	82	48Bet UMa	2.3650	10600.	80	40206	No
160	GOM_NL__2PRFIN20091107_221224_000000402084_00072_40206_9169.N1	07-NOV-2009 22:12:24	Bright	40.000	174	52Psi UMa	3.0040	4400.0	80	40206	No

161	GOM_NL__2PRFIN20091107_222016_000000402084_00072_40206_9170.N1	07-NOV-2009 22:20:16	Bright	40.000	96	68Del Leo	2.5600	9300.0	80	40206	No
162	GOM_NL__2PRFIN20091107_224723_000000462084_00073_40207_9170.N1	07-NOV-2009 22:47:23	Dark	45.500	34	Gam2Vel	1.7930	23000.	91	40207	No
163	GOM_NL__2PRFIN20091107_225231_000000462084_00073_40207_9171.N1	07-NOV-2009 22:52:31	Dark	46.000	2	Alp Car	-0.73600	7000.0	92	40207	No
164	GOM_NL__2PRFIN20091107_230946_000000572084_00073_40207_9172.N1	07-NOV-2009 23:09:46	Straylight	56.500	165	34Gam Eri	2.9500	3200.0	113	40207	No
165	GOM_NL__2PRFIN20091107_231539_000000522084_00073_40207_9173.N1	07-NOV-2009 23:15:39	Twilight_stray	51.500	94	92Alp Cet	2.5260	3100.0	103	40207	No
166	GOM_NL__2PRFIN20091107_232015_000000372084_00073_40207_9174.N1	07-NOV-2009 23:20:15	Bright	37.000	105	6Bet Ari	2.6450	8900.0	74	40207	No
167	GOM_NL__2PRFIN20091107_232427_000000372084_00073_40207_9175.N1	07-NOV-2009 23:24:27	Bright	36.500	173	4Bet Tri	3.0040	8900.0	73	40207	No
168	GOM_NL__2PRFIN20091107_232631_000000362084_00073_40207_9176.N1	07-NOV-2009 23:26:31	Bright	36.000	73	57Gam1And	2.2600	13100.	72	40207	No
169	GOM_NL__2PRFIN20091107_233015_000000432084_00073_40207_9177.N1	07-NOV-2009 23:30:15	Bright	42.500	35	33Alp Per	1.7950	6250.0	85	40207	No
170	GOM_NL__2PRFIN20091107_234732_000000432084_00073_40207_9178.N1	07-NOV-2009 23:47:32	Bright	43.000	36	50Alp UMa	1.8000	6300.0	86	40207	No
171	GOM_NL__2PRFIN20091107_234910_000000402084_00073_40207_9179.N1	07-NOV-2009 23:49:10	Bright	40.000	82	48Bet UMa	2.3650	10600.	80	40207	No
172	GOM_NL__2PRFIN20091107_235300_000000432084_00073_40207_9180.N1	07-NOV-2009 23:53:00	Bright	42.500	174	52Psi UMa	3.0040	4400.0	85	40207	No

3. Quality information per product

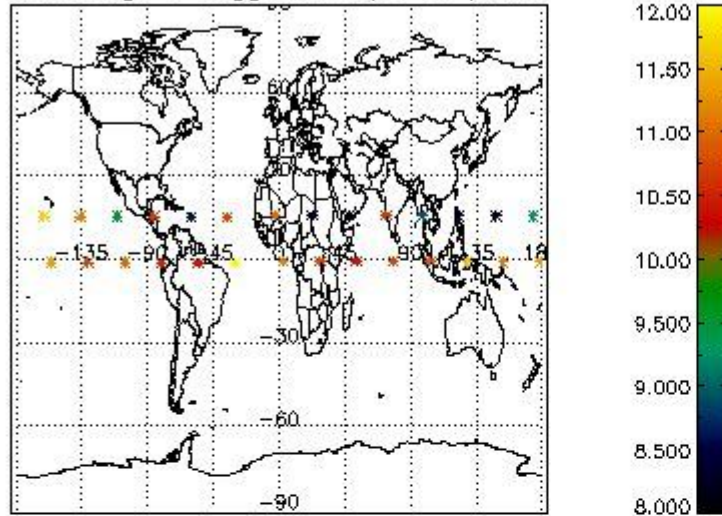
In this section it is plotted some information contained in the Quality Summary data set of the level 2 products. Only products in dark limb conditions and without errors (error flag in the MPH set to "0") are used.

3.1 Plot quality information per product (time dependant)

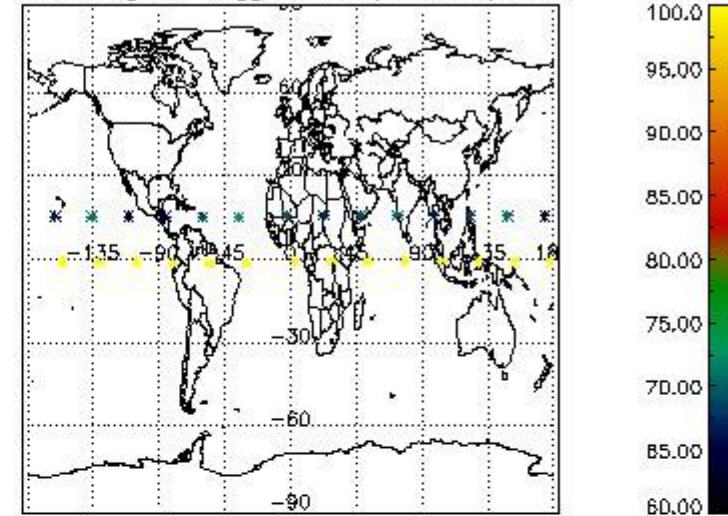


3.2 Plot quality information per product (world map)

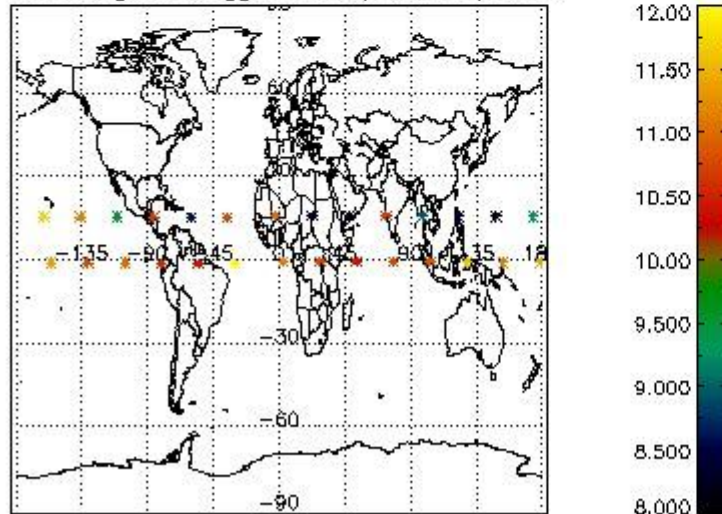
Percentage of flagged data per O3 profile



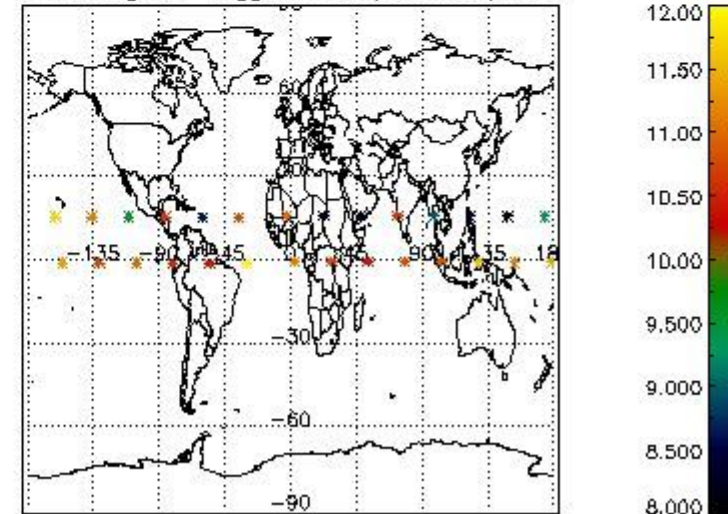
Percentage of flagged data per H2O profile



Percentage of flagged data per NO2 profile



Percentage of flagged data per NO3 profile

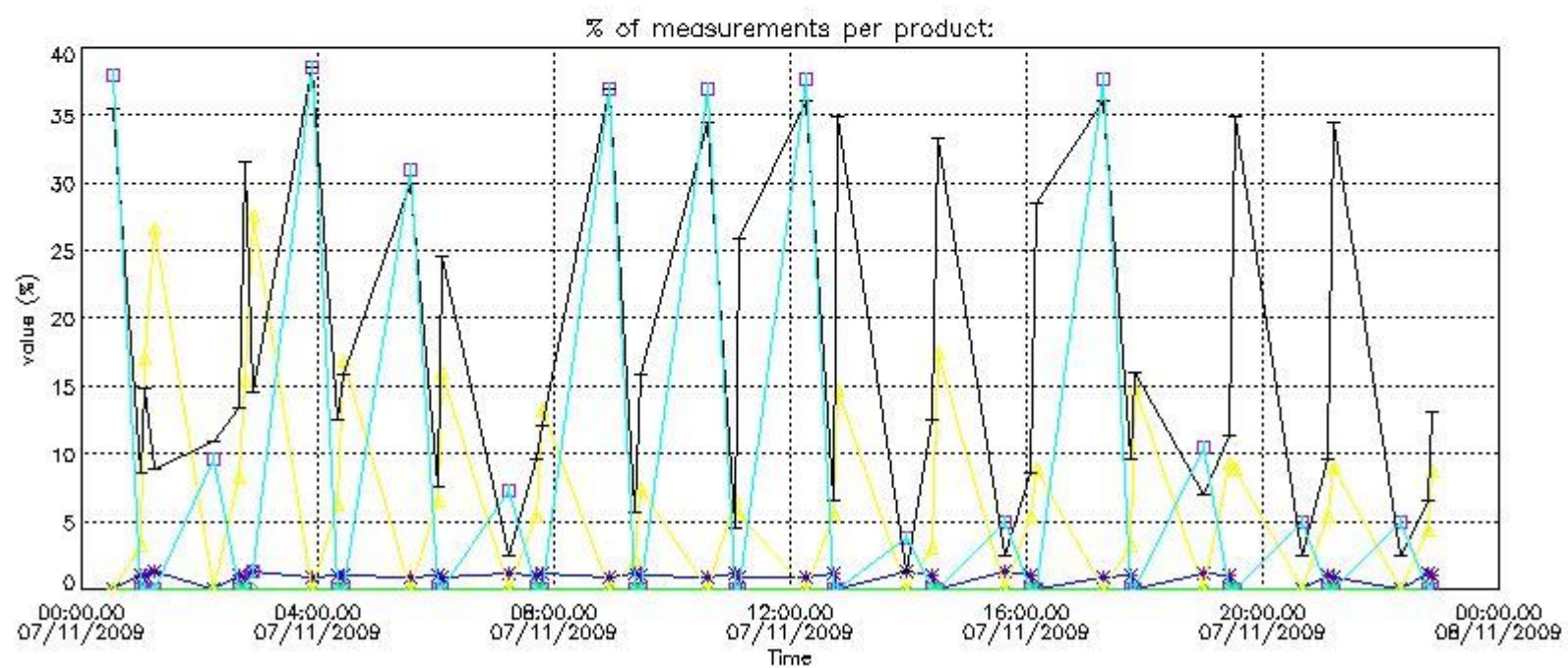


4. Level 1 quality information per product

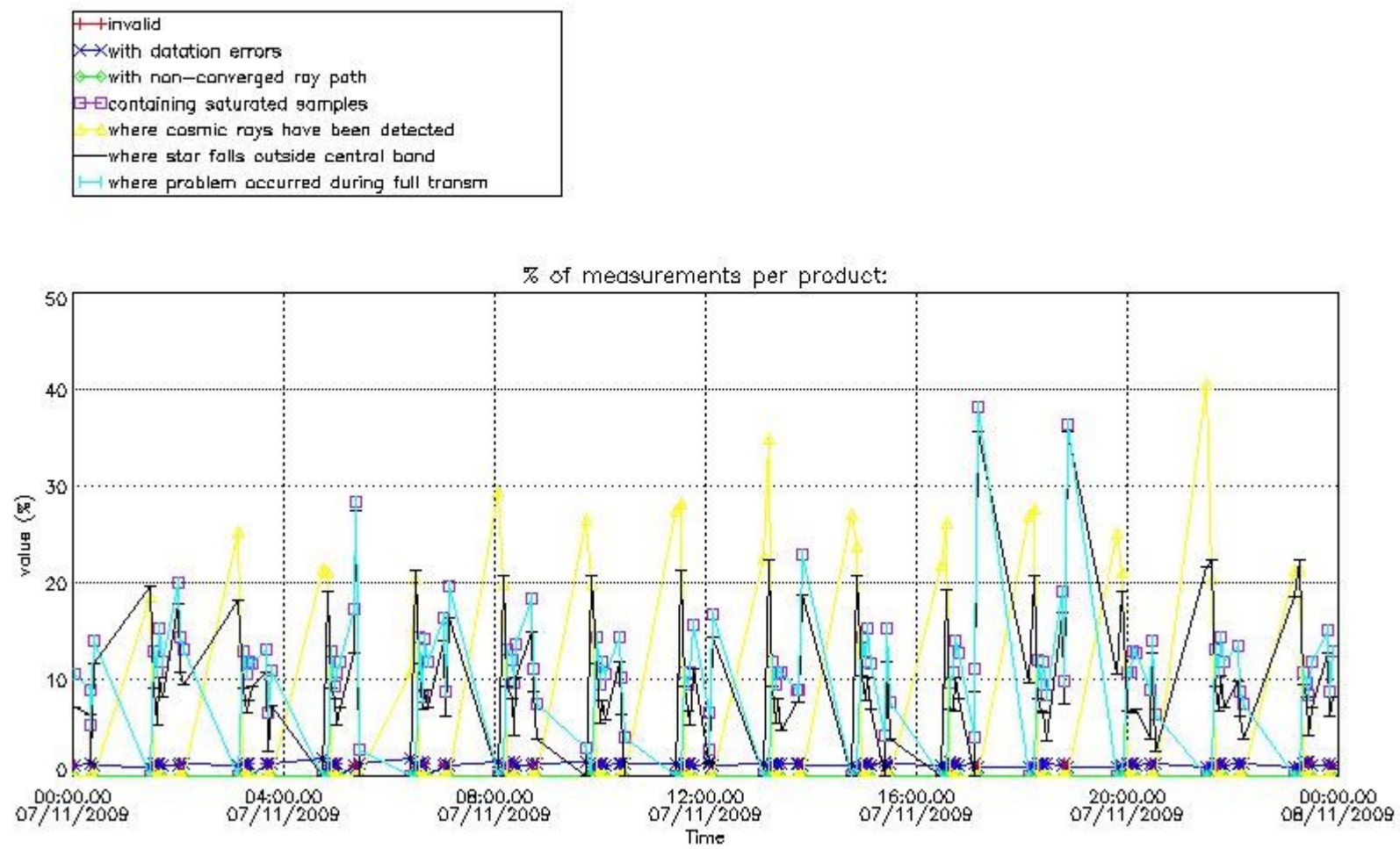
In this section it is plotted some information contained in the Quality Summary data set of the level 2 products that comes from the level 1b processing. Products without errors (error flag in the MPH set to "0") are used.

4.1 Plot quality information per product (time dependant) coming from level 1b processing

4.1.1 Plot level 1 quality information per product (time dependant): ENVISAT ASCENDING passes



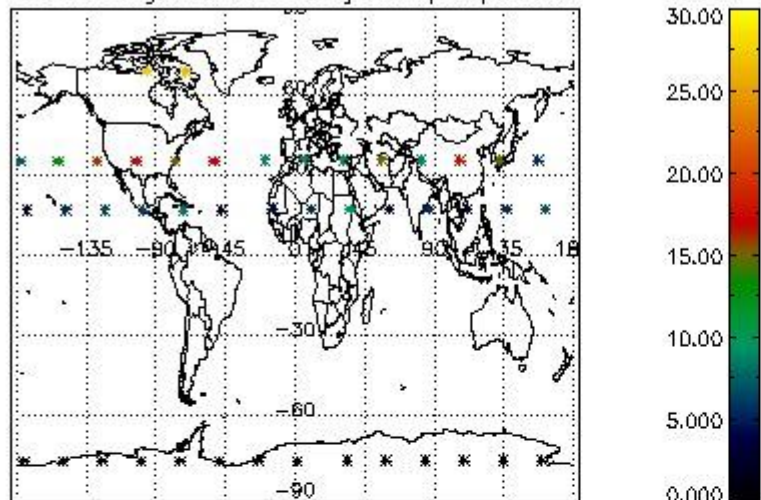
4.1.2 Plot level 1 quality information per product (time dependant): ENVI SAT DESCENDING passes



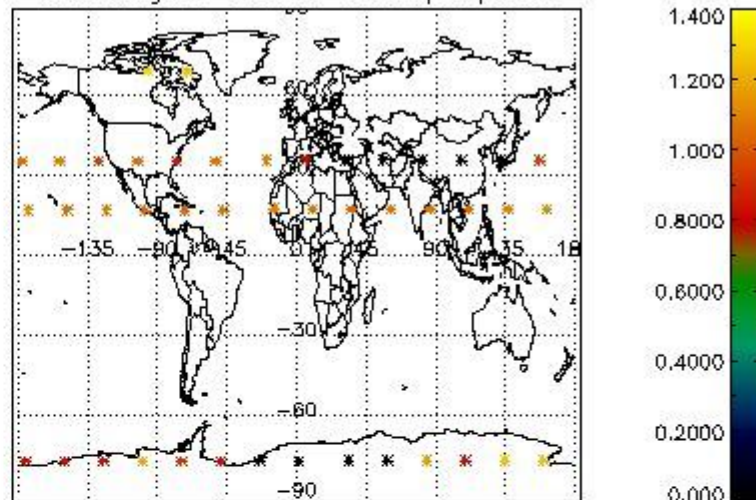
4.2 Plot quality information per product coming from level 1b processing (world map)

4.2.1 Plot level 1 quality information per product (world map): ENVISAT ASCENDING passes

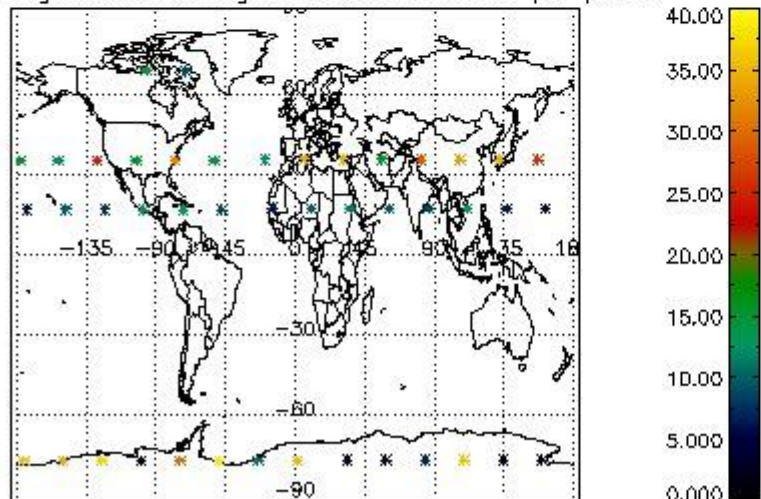
Percentage of cosmic ray hits per profile



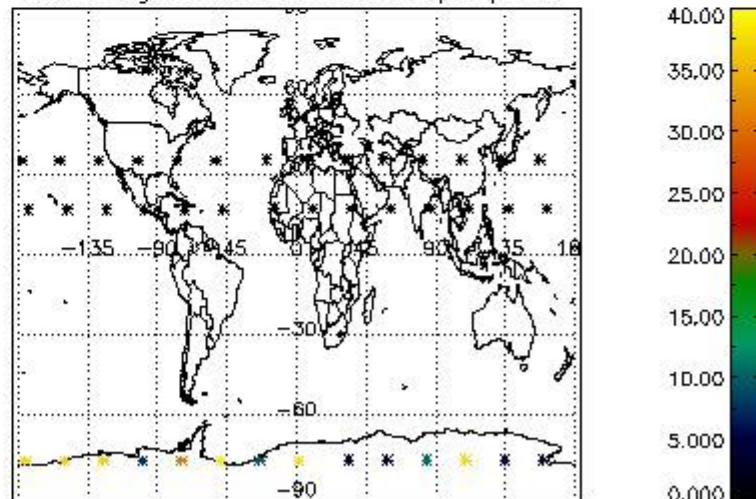
Percentage of datation errors per profile



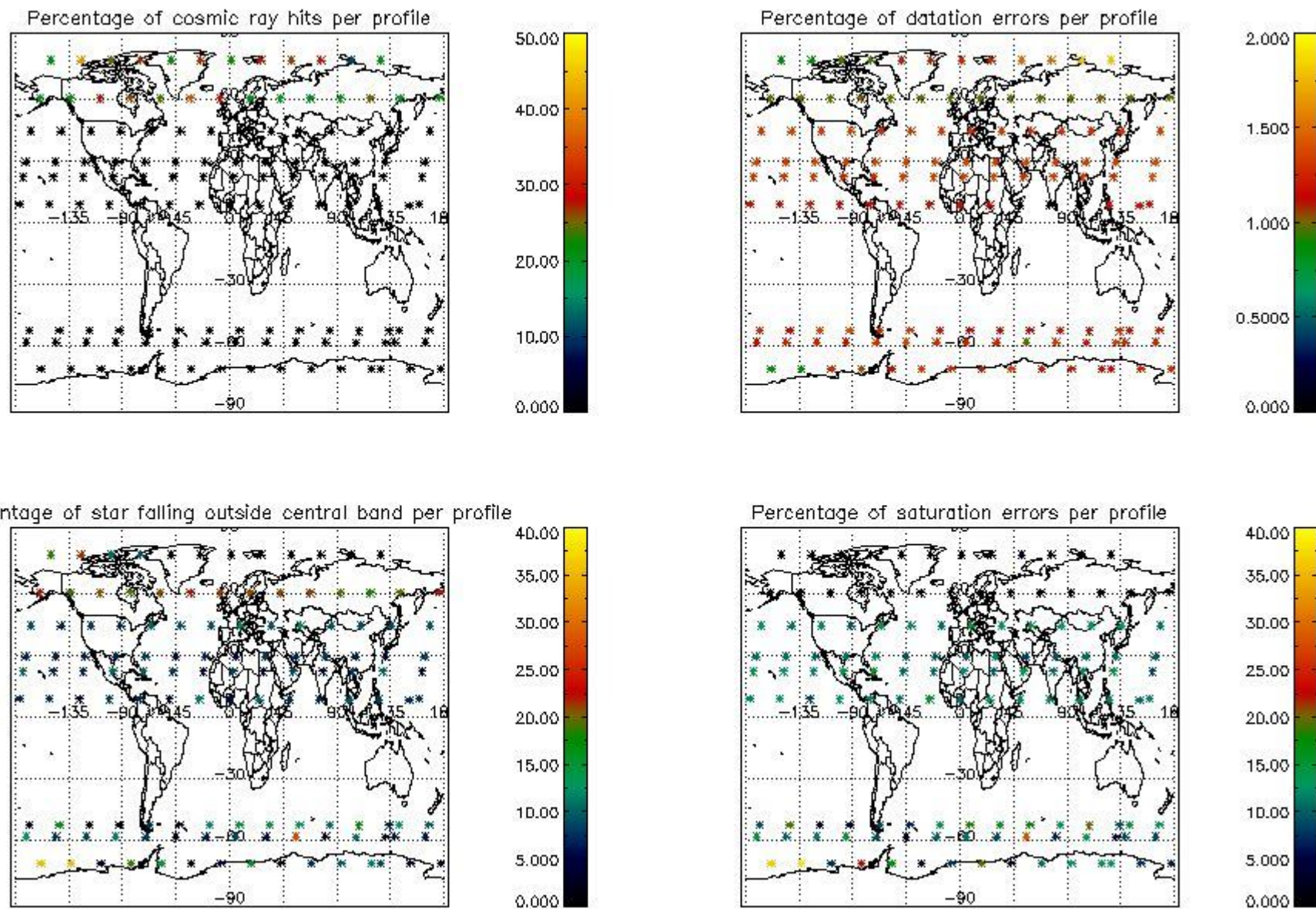
Percentage of star falling outside central band per profile



Percentage of saturation errors per profile



4.2.2 Plot level 1 quality information per product (world map): ENVISAT DESCENDING passes



5. Trace gas profiles

5.1 Ozone statistics based on quality of products

The final quality of the products can be "measured" using the STD (Standard Deviation) attached to every point profile. This information is written to the parameter GOM_NL__2P/NL_LOCAL_SPECIES_DENSITY/o3_std of the level 2 products. The table below shows the statistics for given STD ranges.

The statistics are given with respect to the overall valid production:

- Products without fatal errors: GOM_NL__2P/MPH/PRODUCT_ERR=0
- Valid point profile: GOM_NL__2P/NL_LOCAL_SPECIES_DENSITY/pcd(0)=0

The 'Criteria' is applied to valid points of dark limb products:

- Products in dark limb illumination condition: GOM_NL__2P/NL_SUMMARY_QUALITY/obs_ill_cond=0
- Products without fatal errors: GOM_NL__2P/MPH/PRODUCT_ERR=0
- Valid point profile: GOM_NL__2P/NL_LOCAL_SPECIES_DENSITY/pcd(0)=0

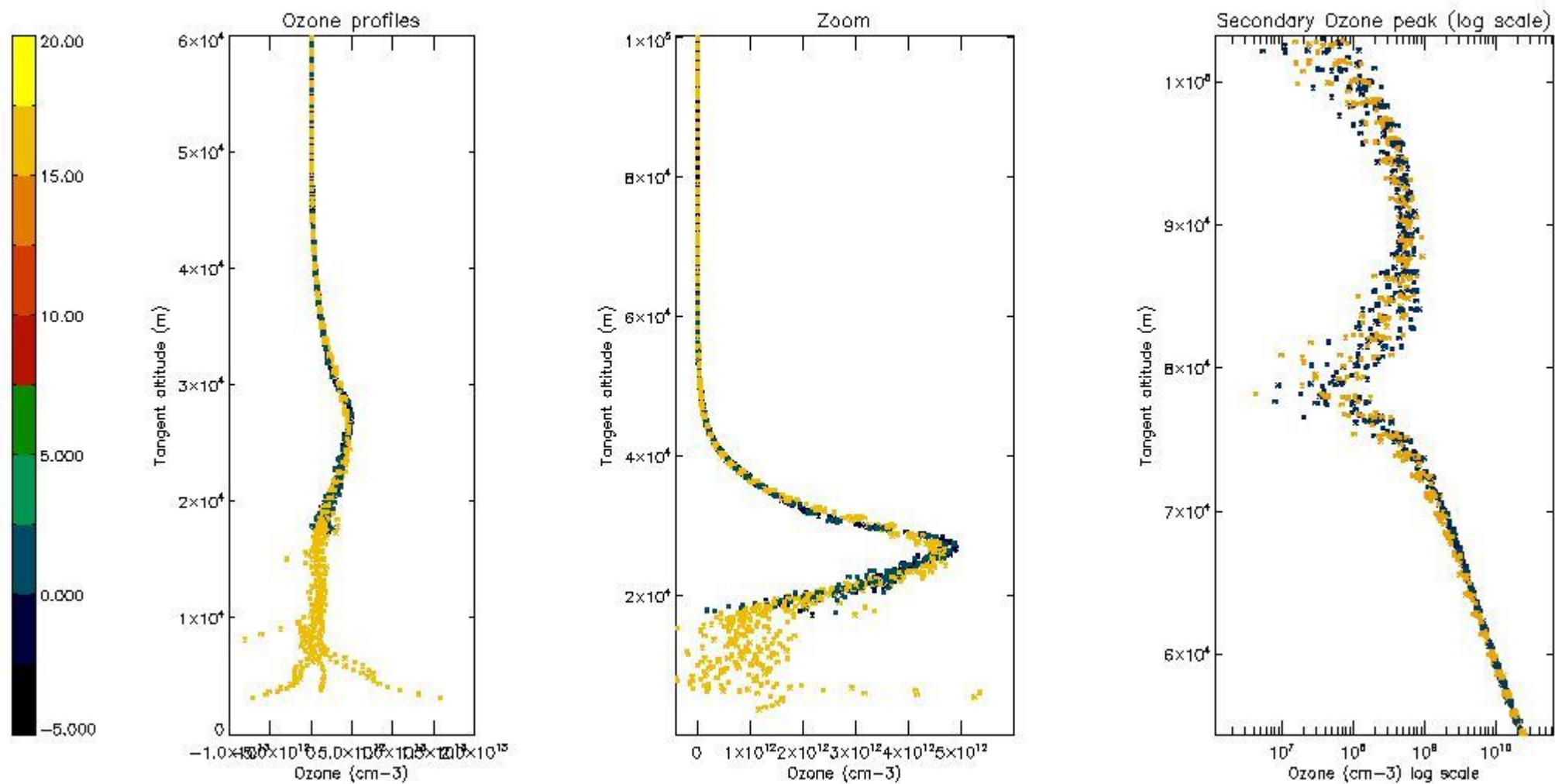
So, the table below shows the percentage of dark limb and valid observations for each criteria with respect to the overall valid daily observations.

Criteria	% of total production
All STD	19
STD < 20	14

STD < 10	13
STD < 5	10

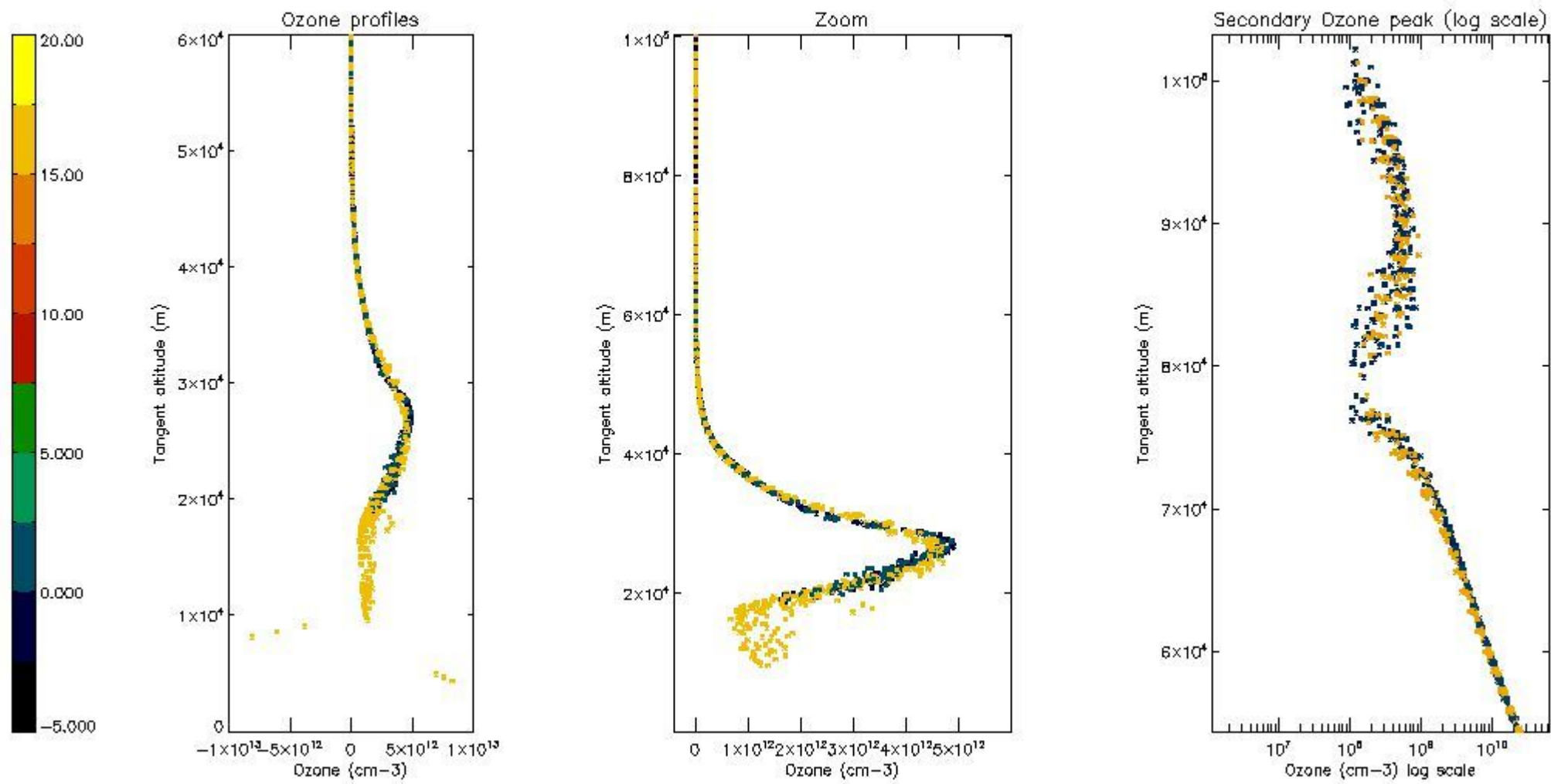
5.2 Plot ozone profiles for all STD (dark without errors)

The colorbar represents the latitude.



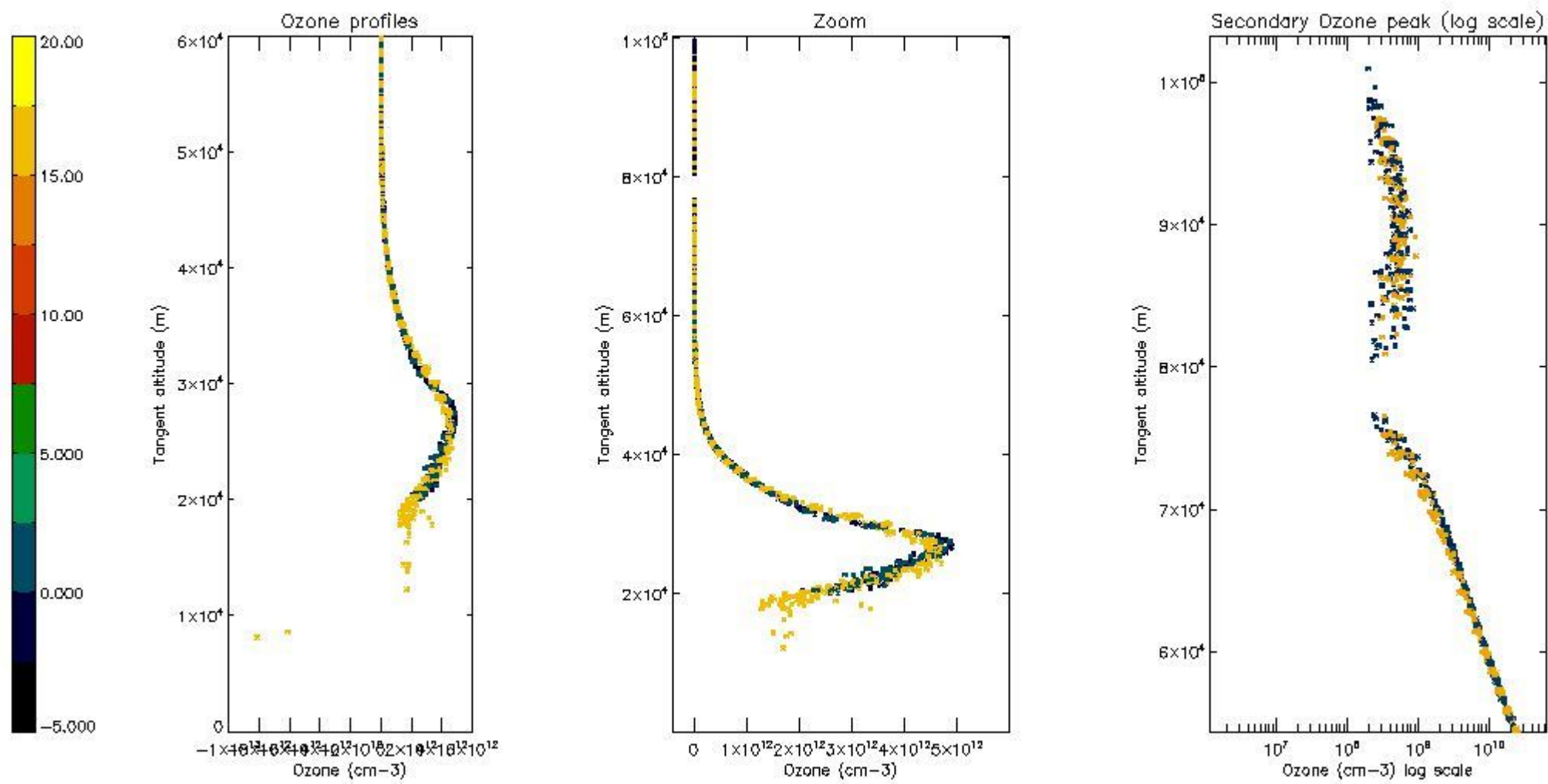
5.3 Plot ozone profiles where STD < 20% (dark without errors)

The colorbar represents the latitude.



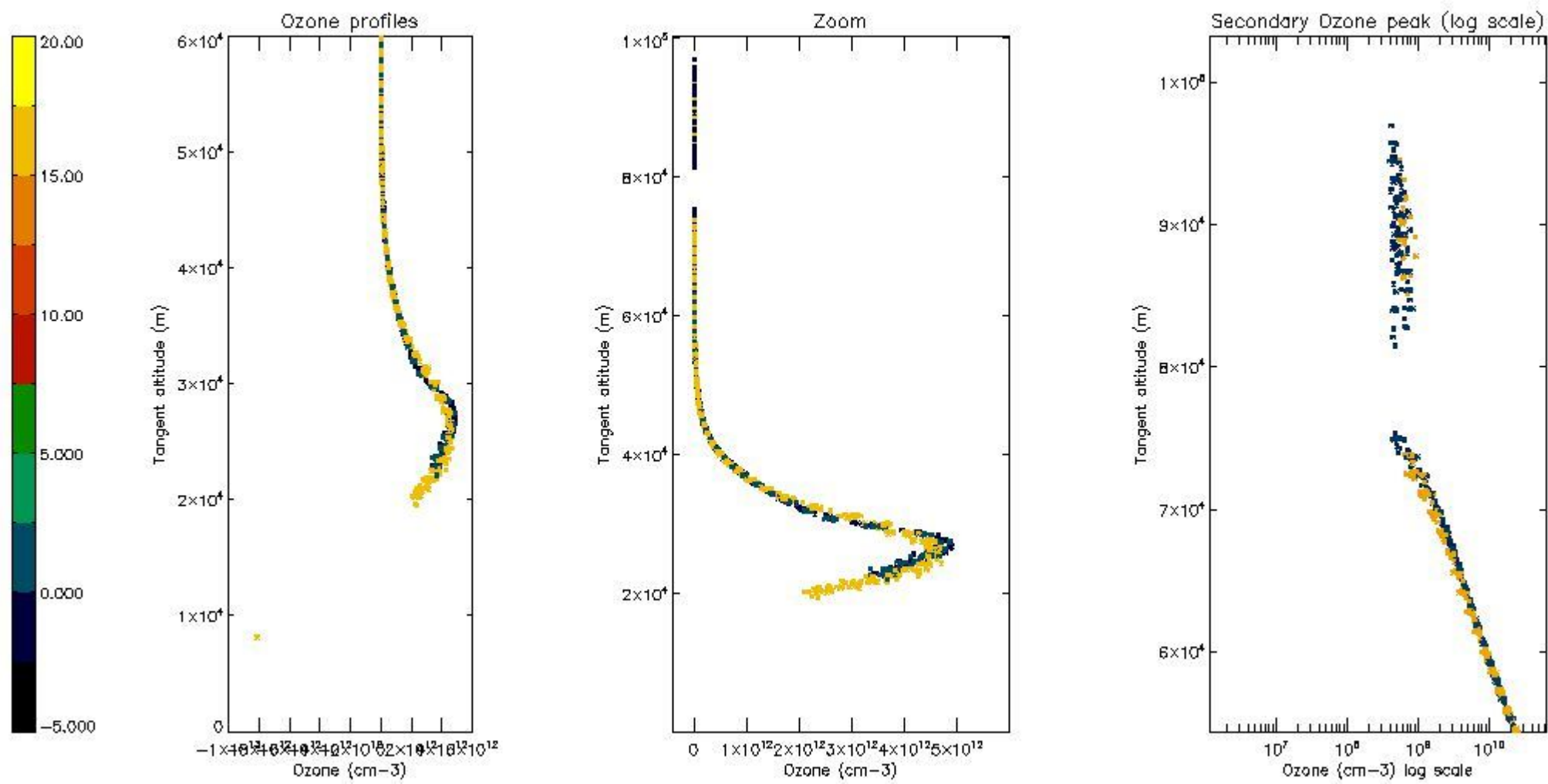
5.4 Plot ozone profiles where STD < 10% (dark without errors)

The colorbar represents the latitude.



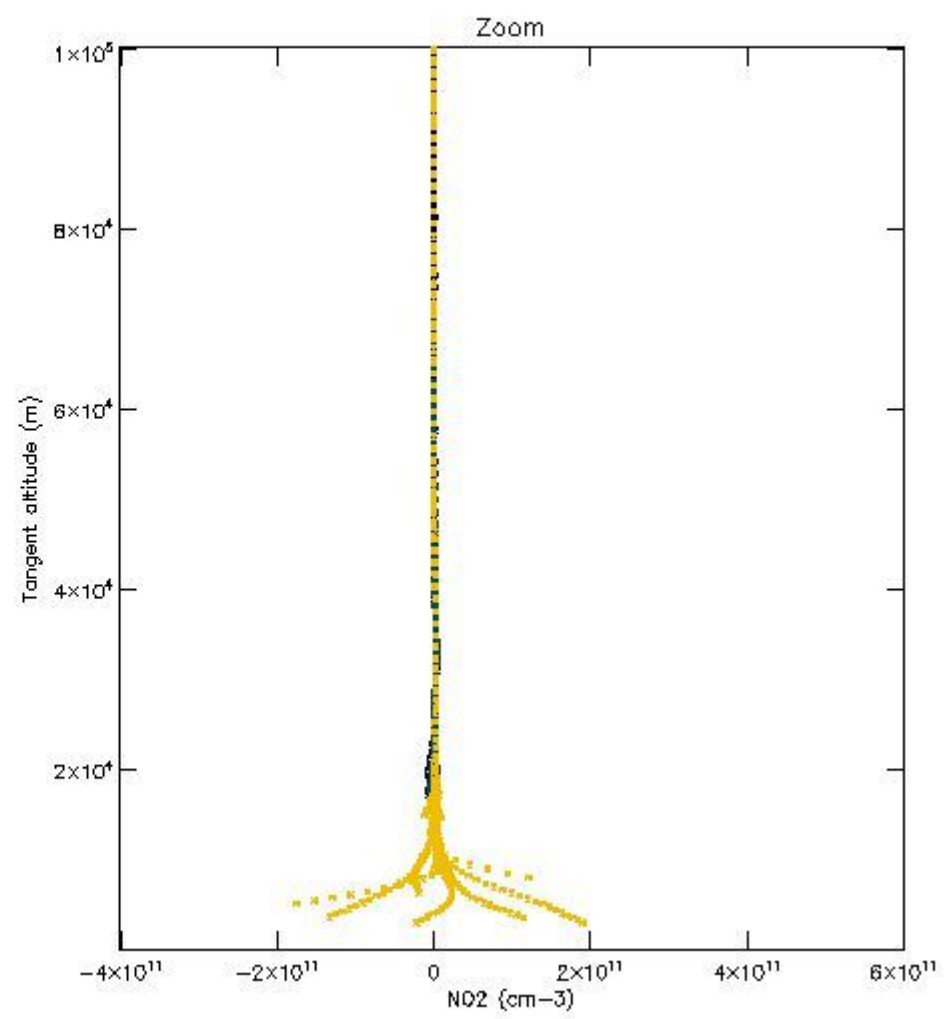
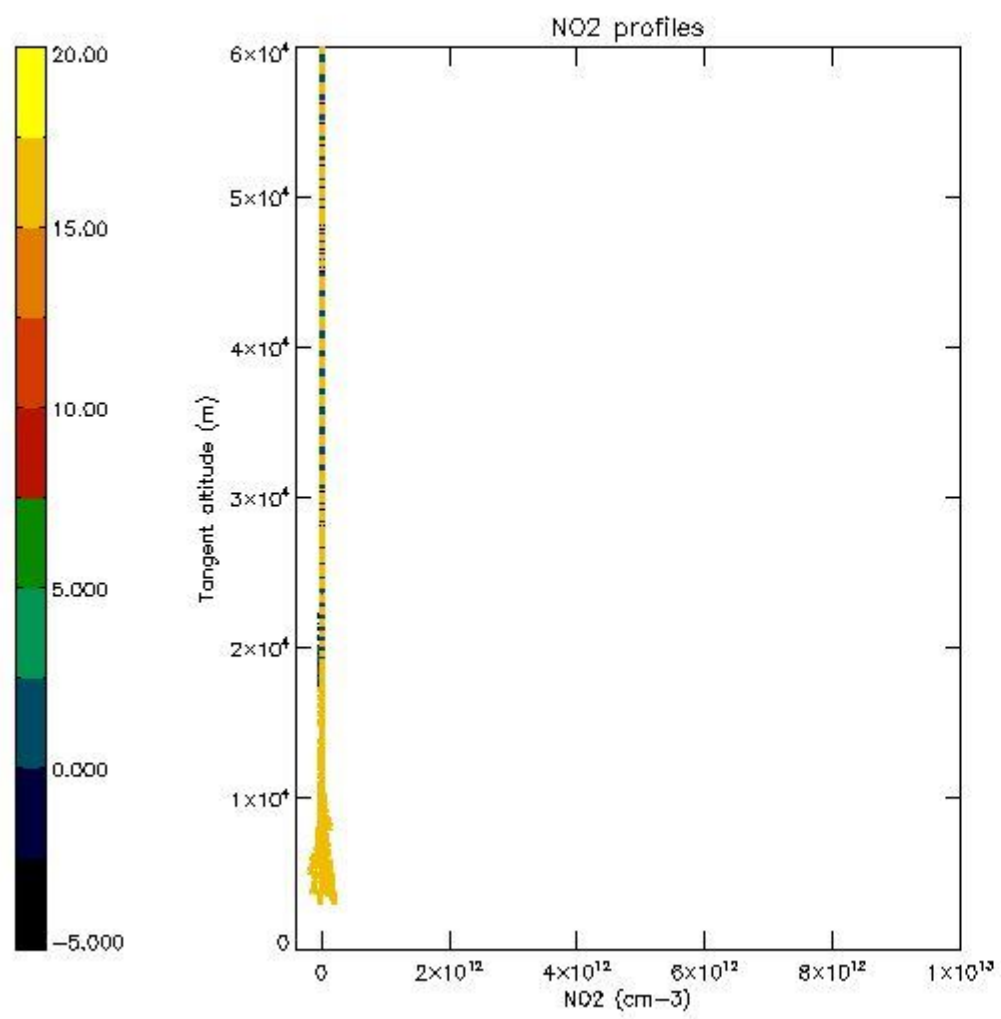
5.5 Plot ozone profiles where STD < 5% (dark without errors)

The colorbar represents the latitude.



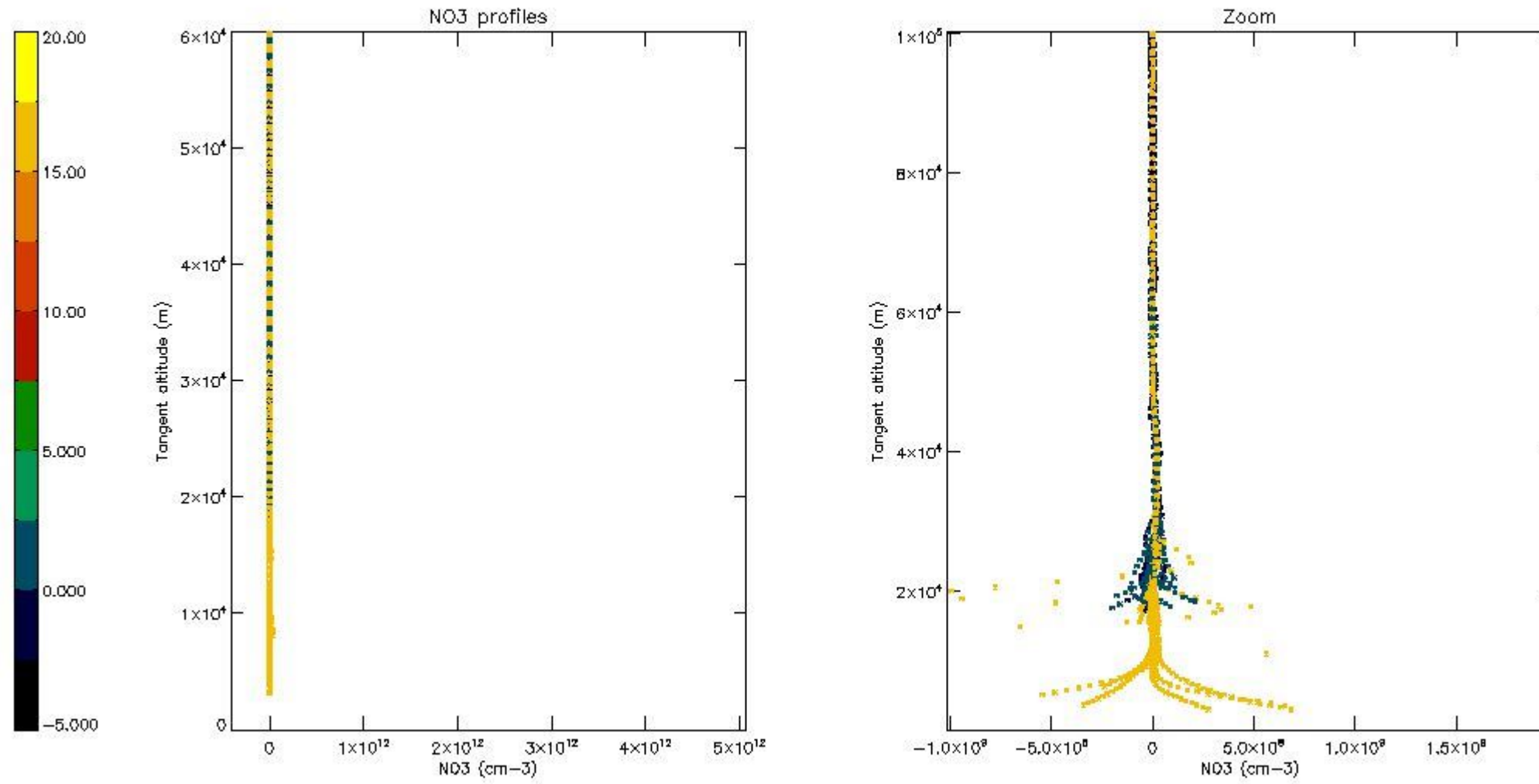
5.6 Plot NO₂ profiles for all STD (dark without errors)

The colorbar represents the latitude.



5.7 Plot NO3 profiles for all STD (dark without errors)

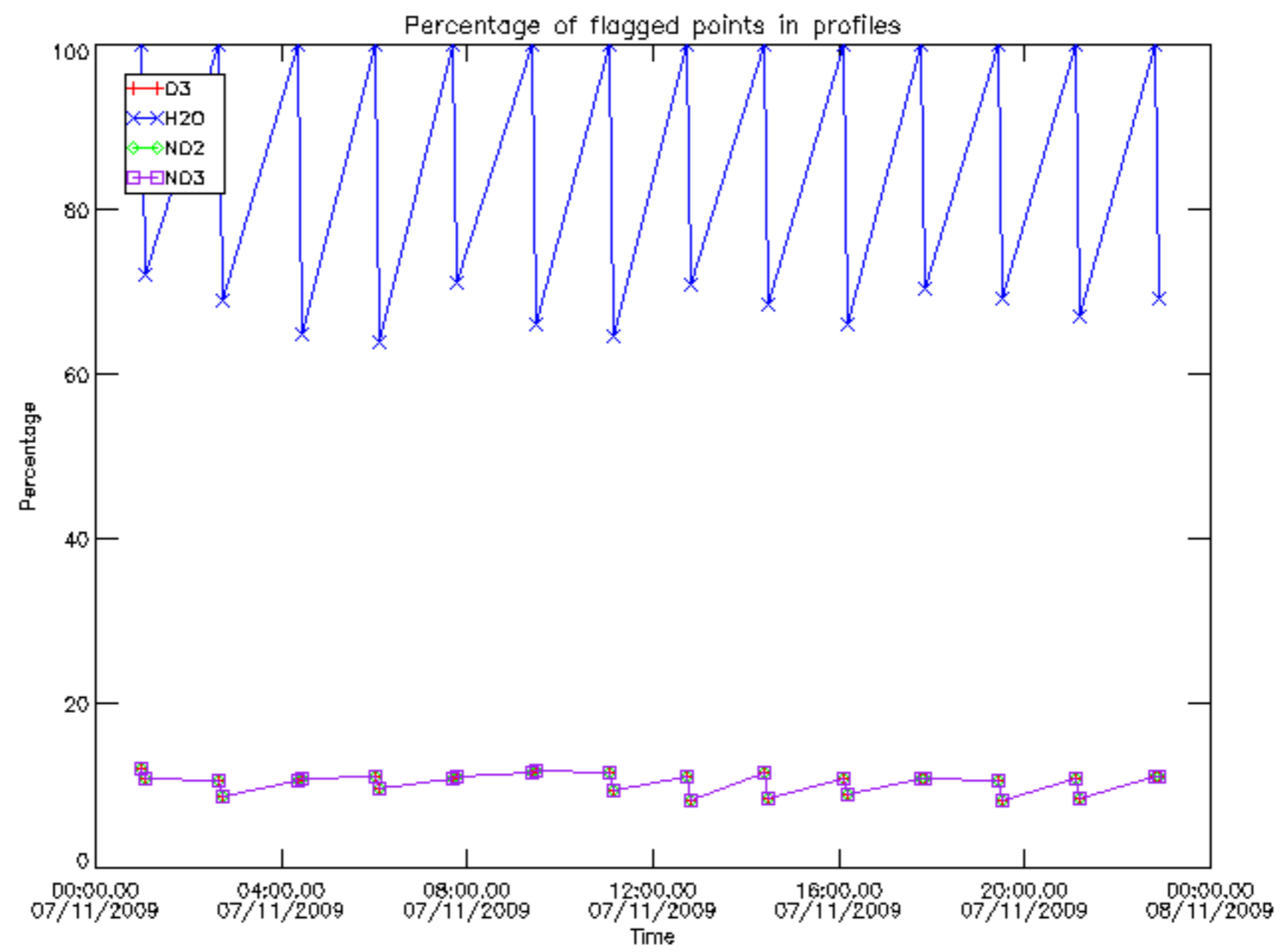
The colorbar represents the latitude.



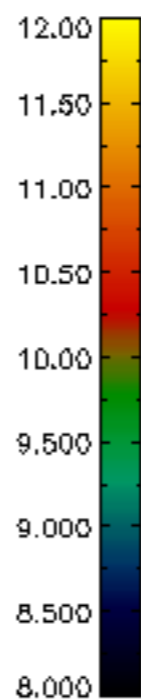
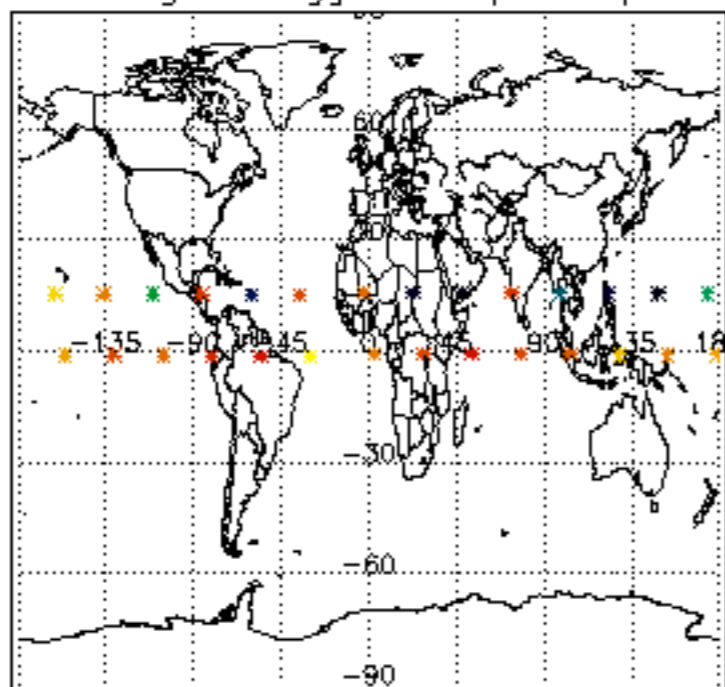
6. Auxiliary Data Files used for the production reported in section 2

The number reported in the third column indicates since which file (see list in section 2) the corresponding auxiliary file has been used. The fourth column is the date of those product files.

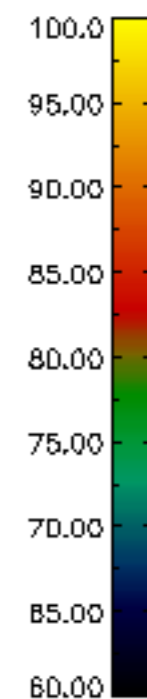
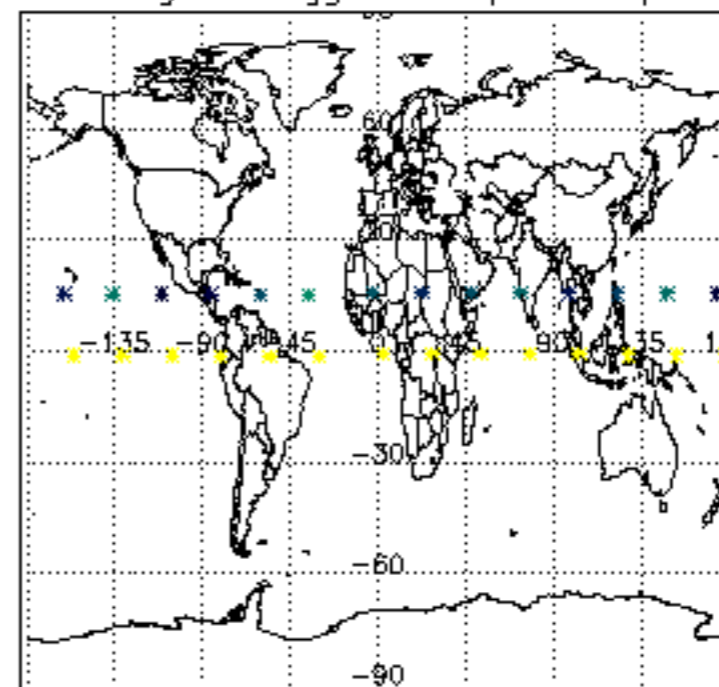
Type	Auxiliary Filename	Used since product	Used since product date
INST_PHYS_CHARACTERISTICS	GOM_INS_AXVIEC20091111_143220_20030716_120000_20500101_000000	1	07-NOV-2009 00:02:00
LEVEL-2_PROC_CONFIG	GOM_PR2_AXVIEC20091111_152718_20020301_000000_20500101_000000	1	07-NOV-2009 00:02:00
CROSS_SECTIONS_FILE	GOM_CRS_AXVIEC20091111_154832_20020301_000000_20500101_000000	1	07-NOV-2009 00:02:00



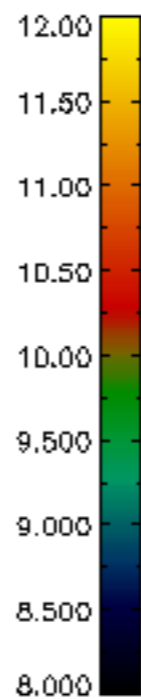
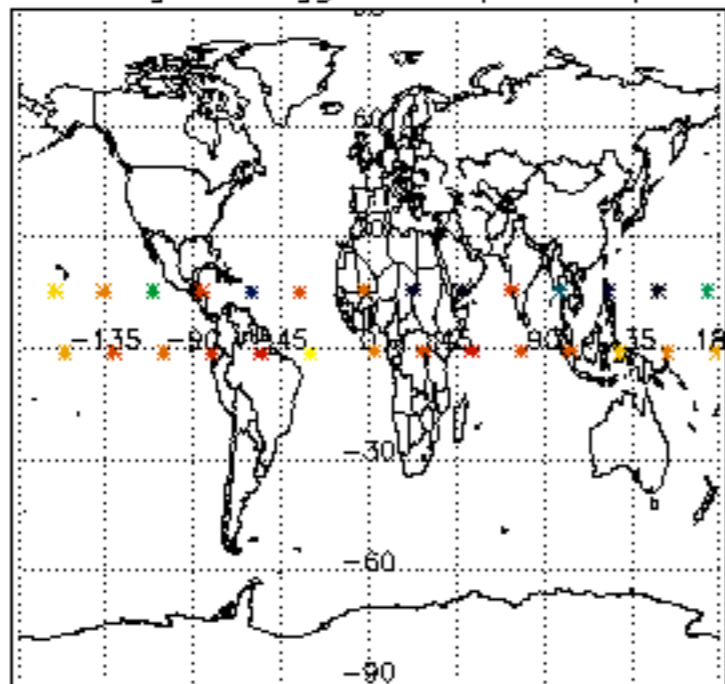
Percentage of flagged data per D3 profile



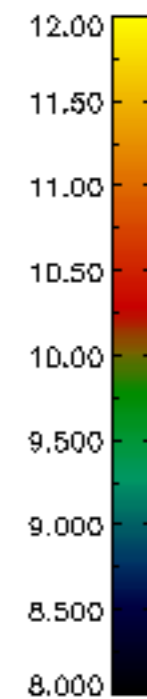
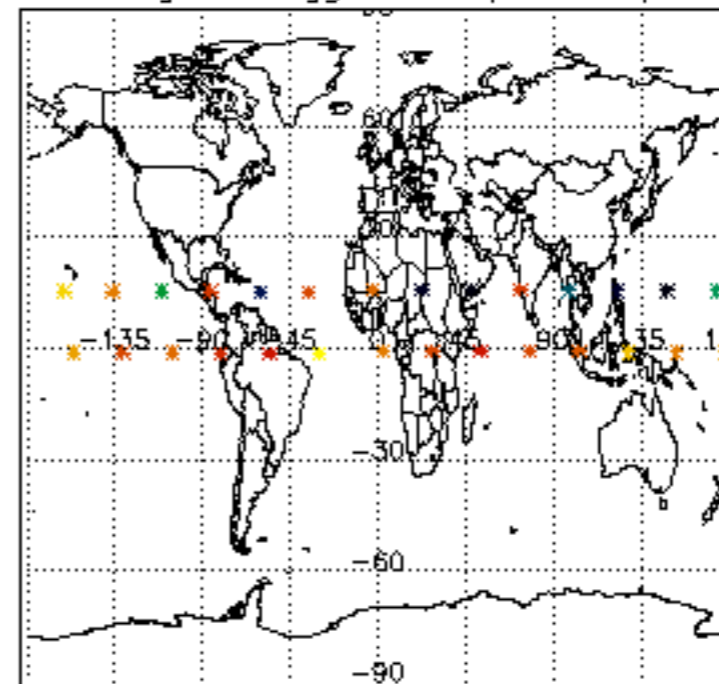
Percentage of flagged data per H2O profile

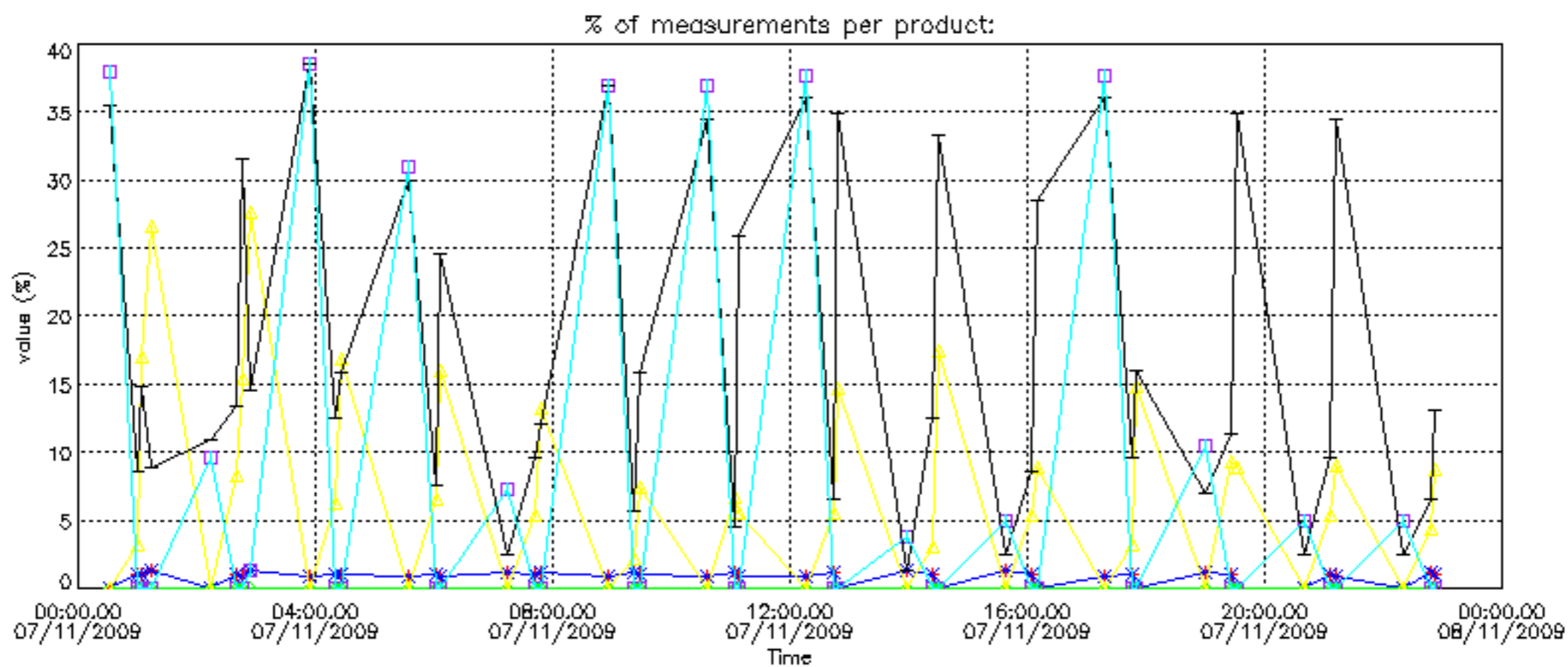


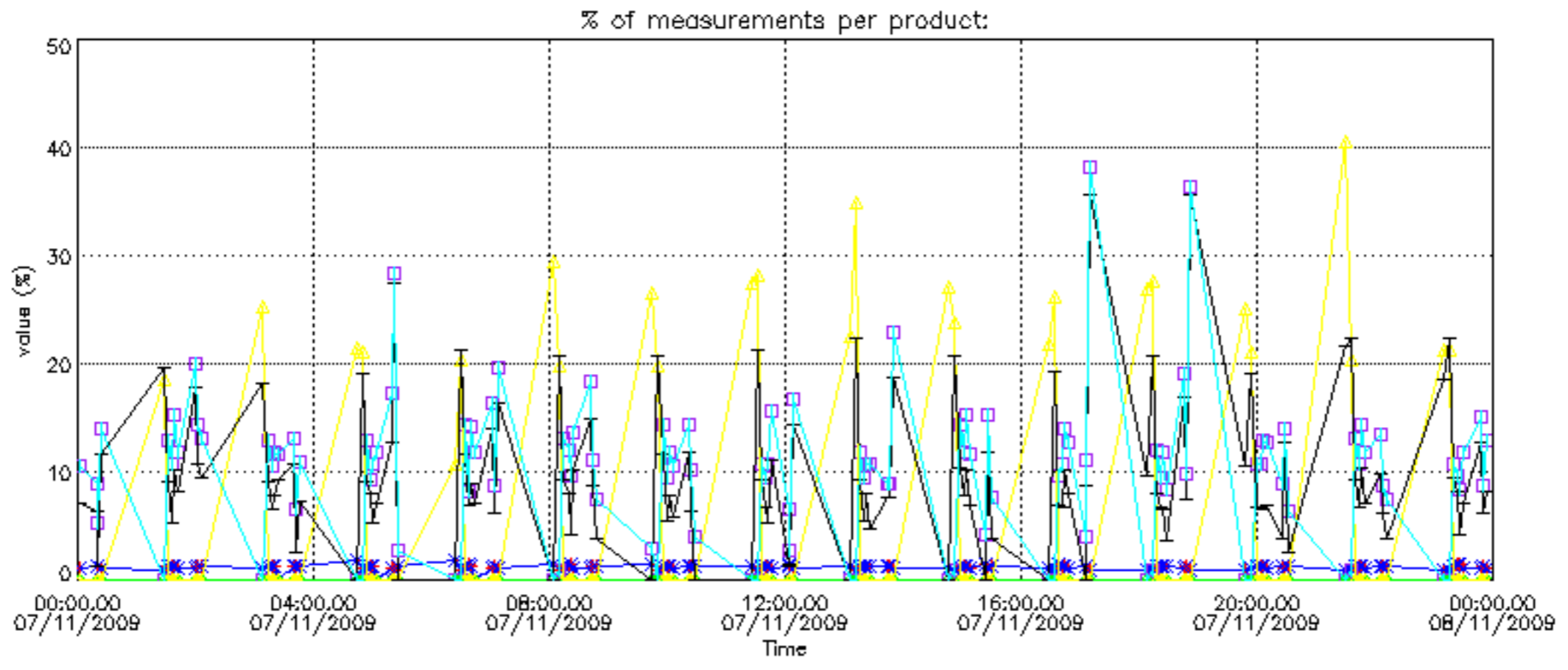
Percentage of flagged data per NO2 profile



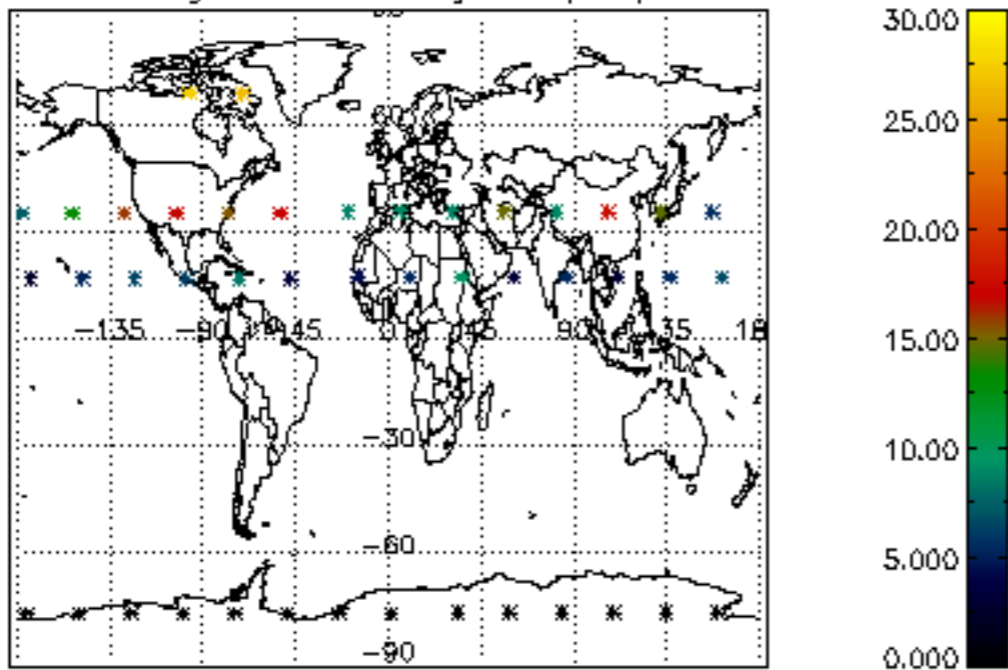
Percentage of flagged data per NO3 profile



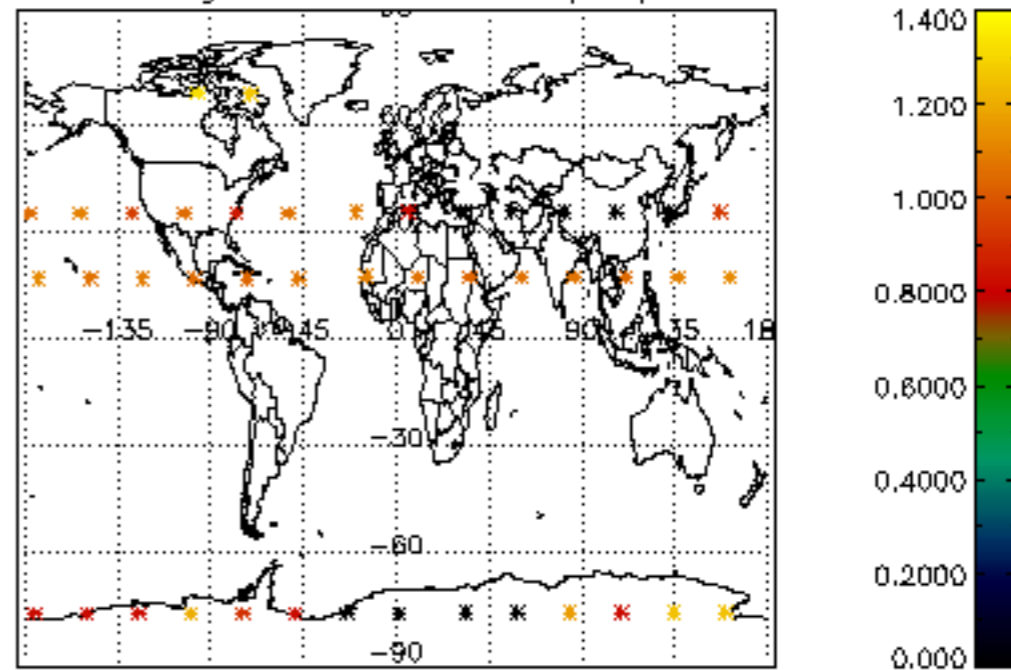




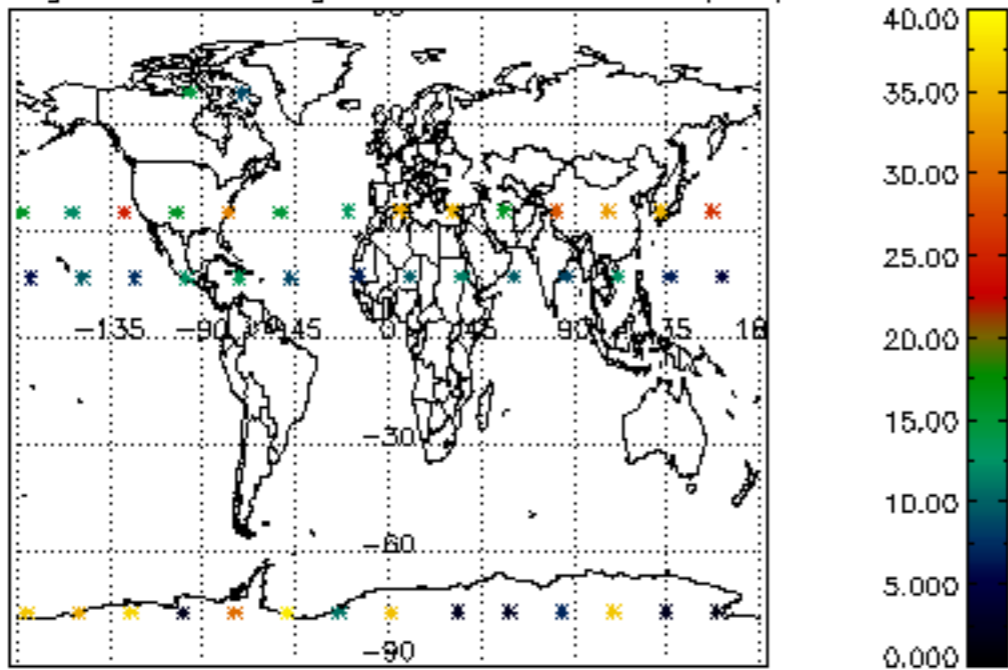
Percentage of cosmic ray hits per profile



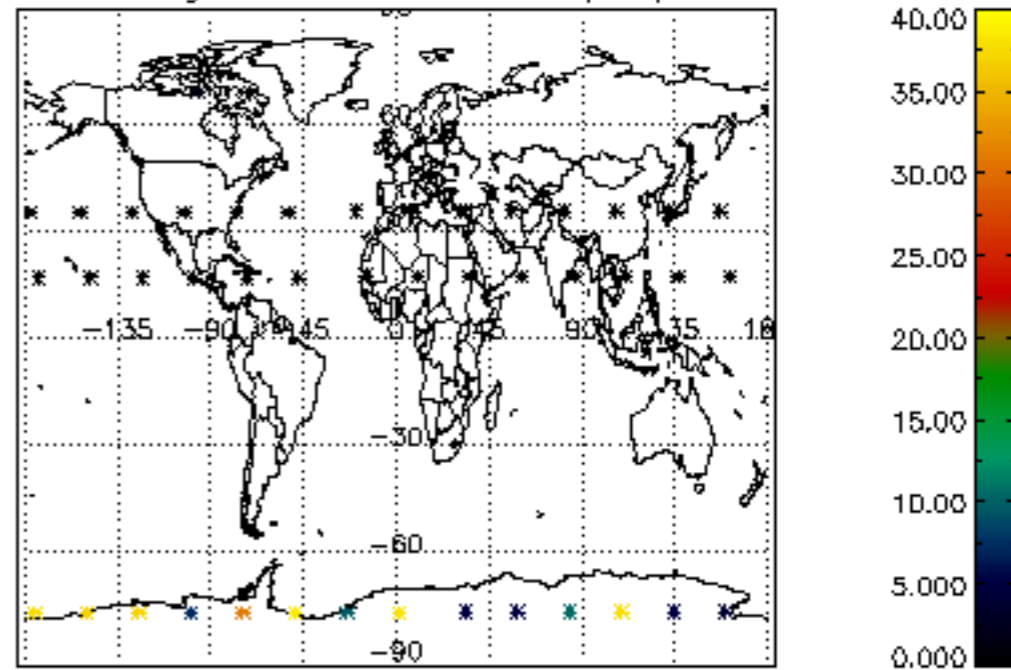
Percentage of datation errors per profile



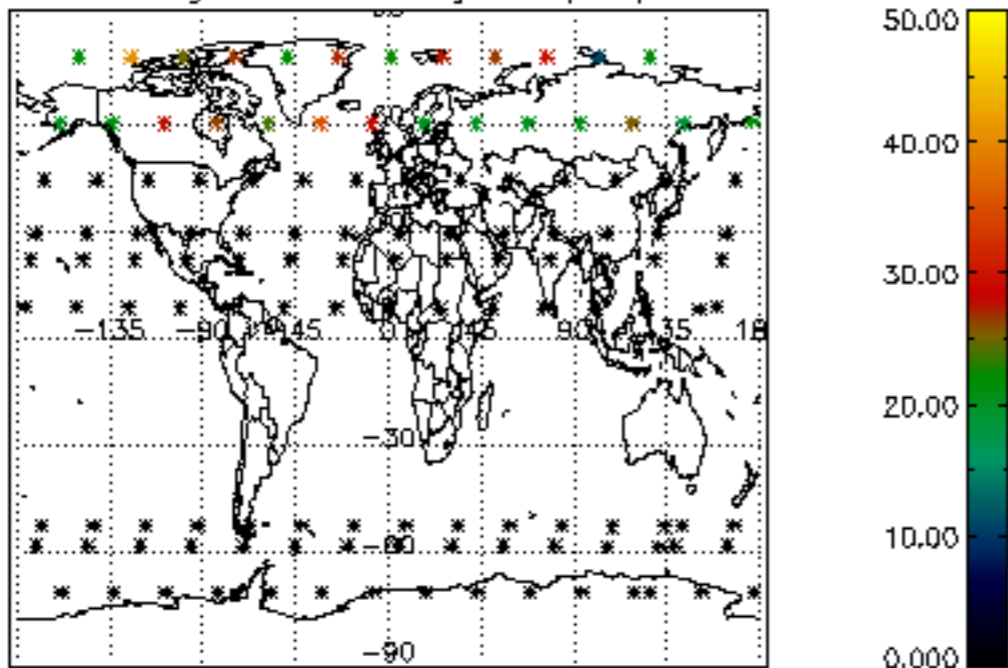
Percentage of star falling outside central band per profile



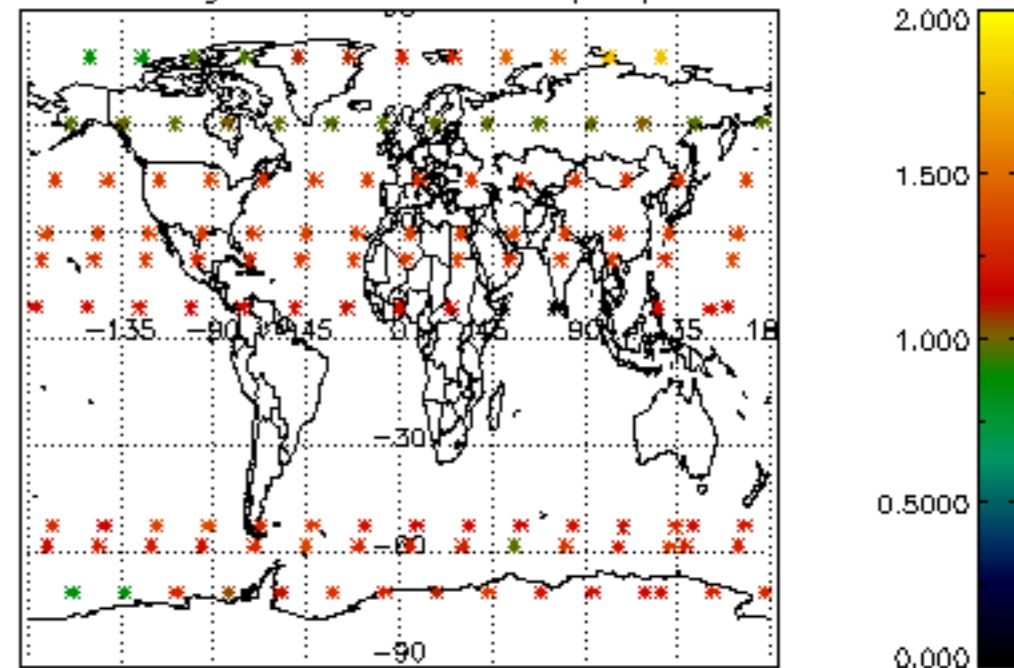
Percentage of saturation errors per profile



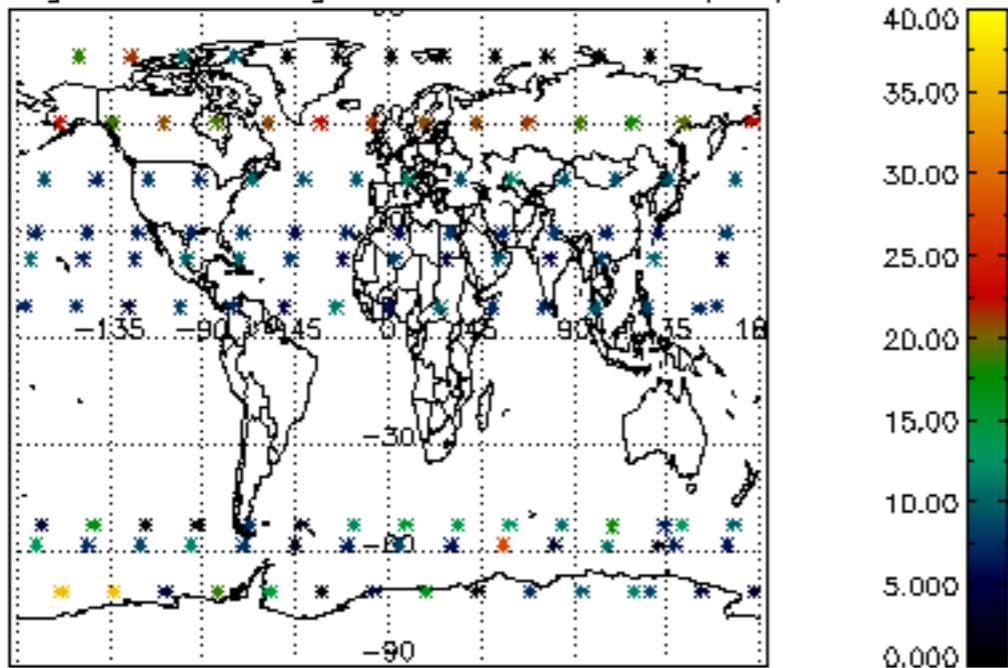
Percentage of cosmic ray hits per profile



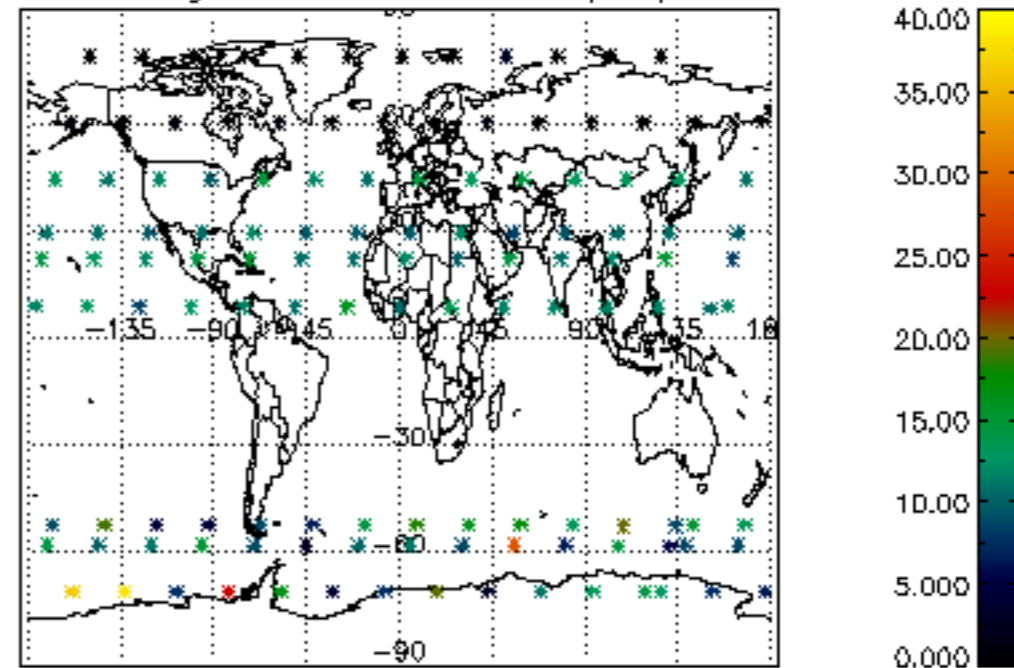
Percentage of datation errors per profile

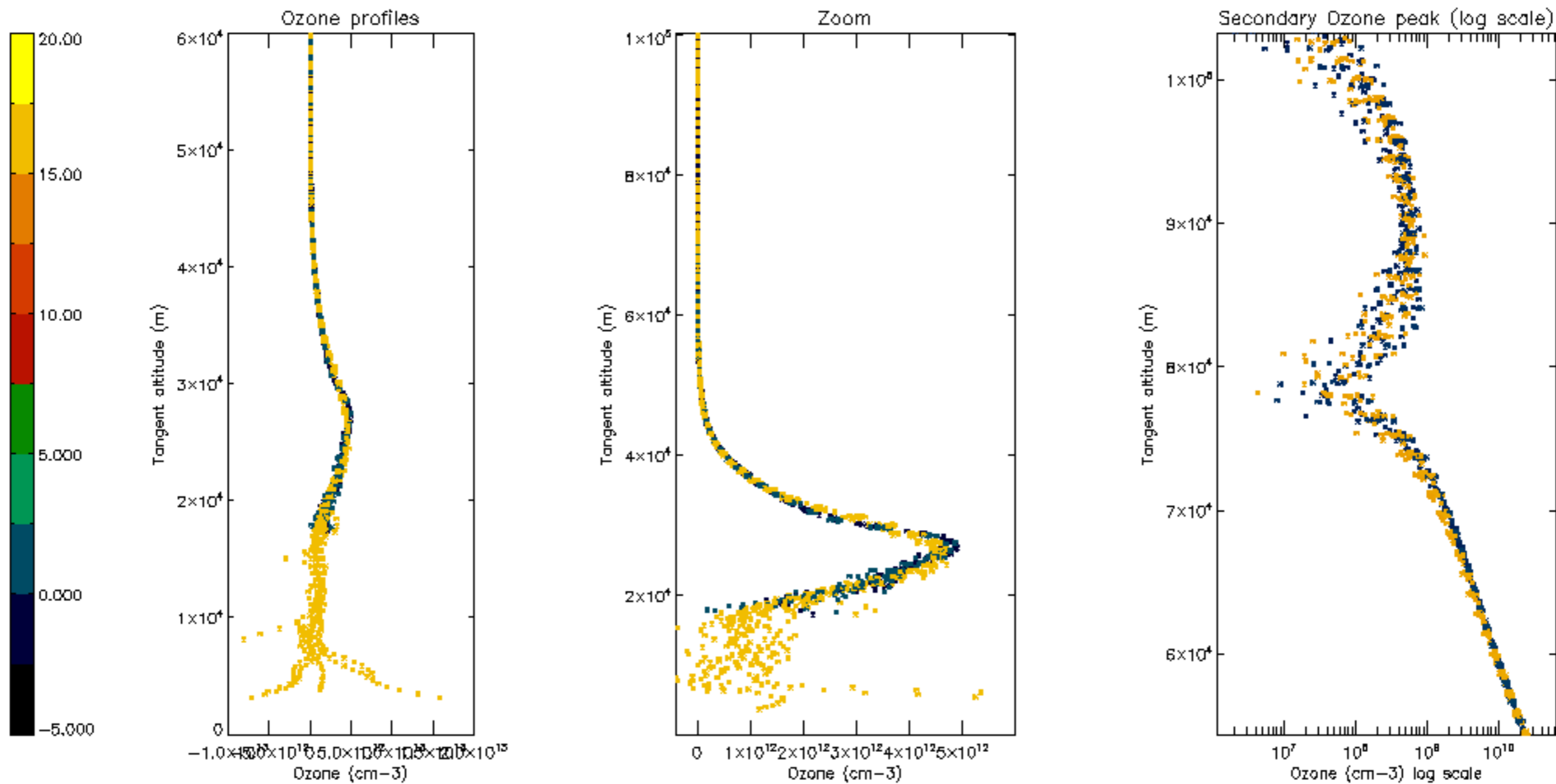


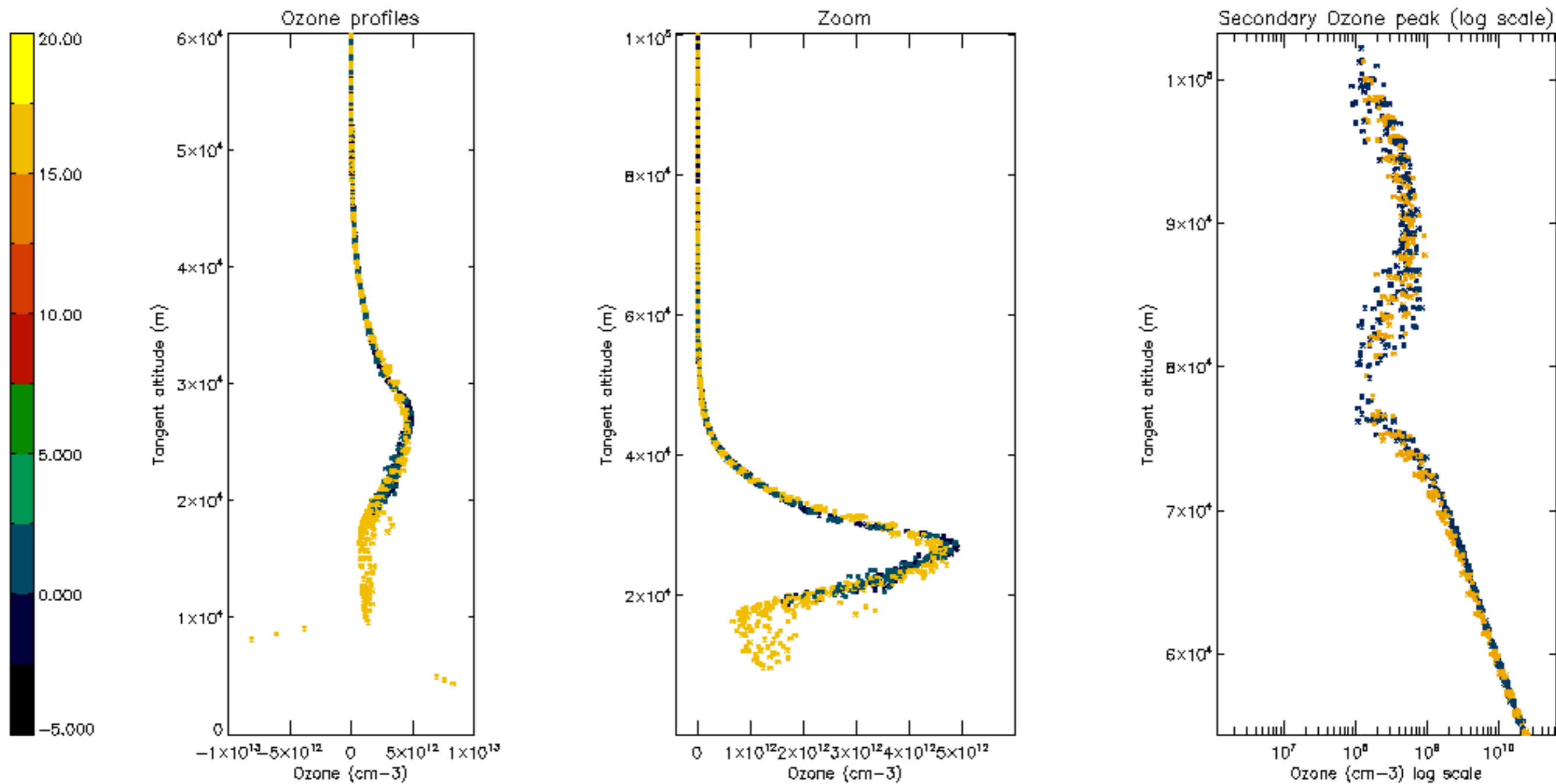
Percentage of star falling outside central band per profile

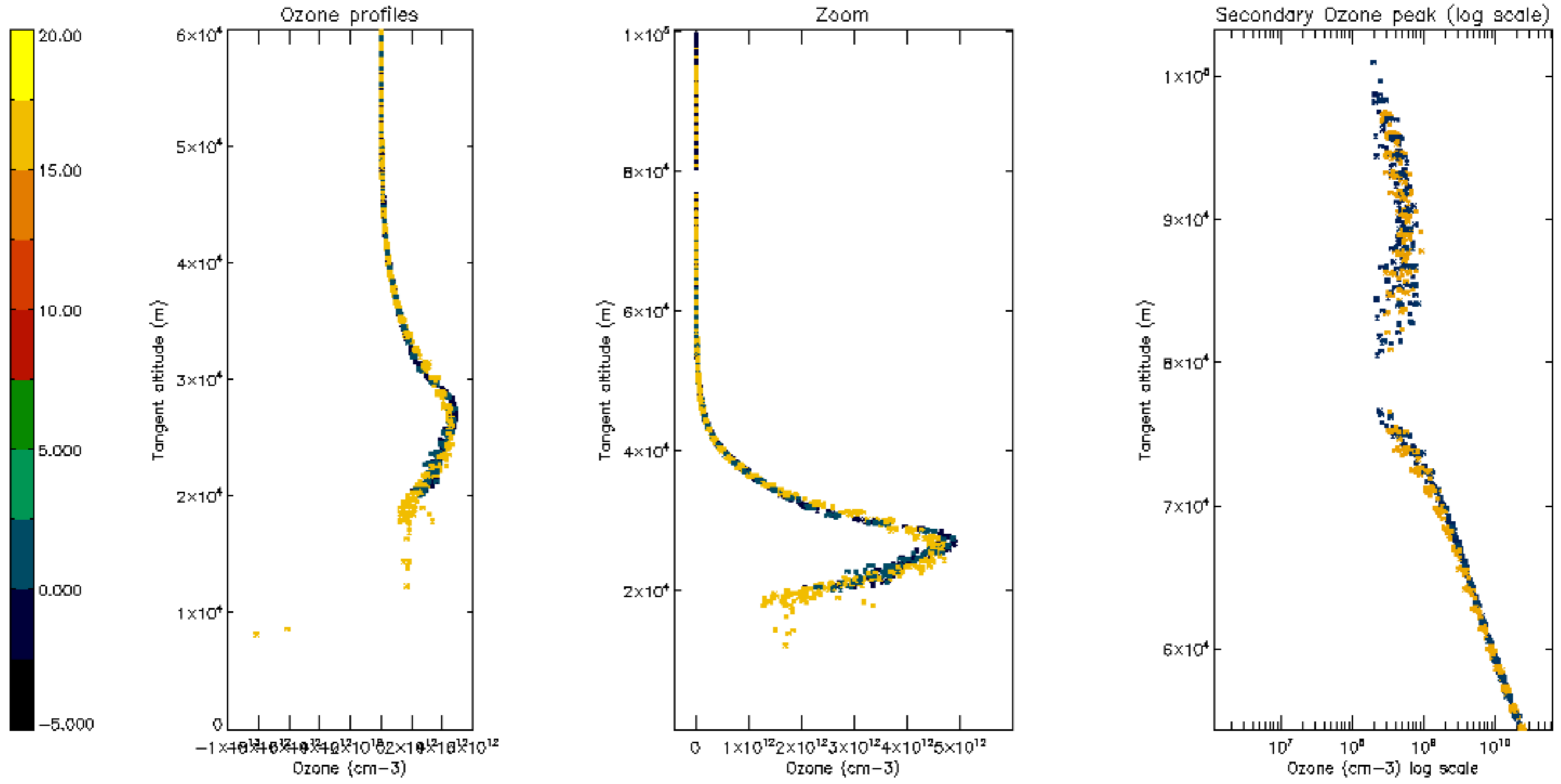


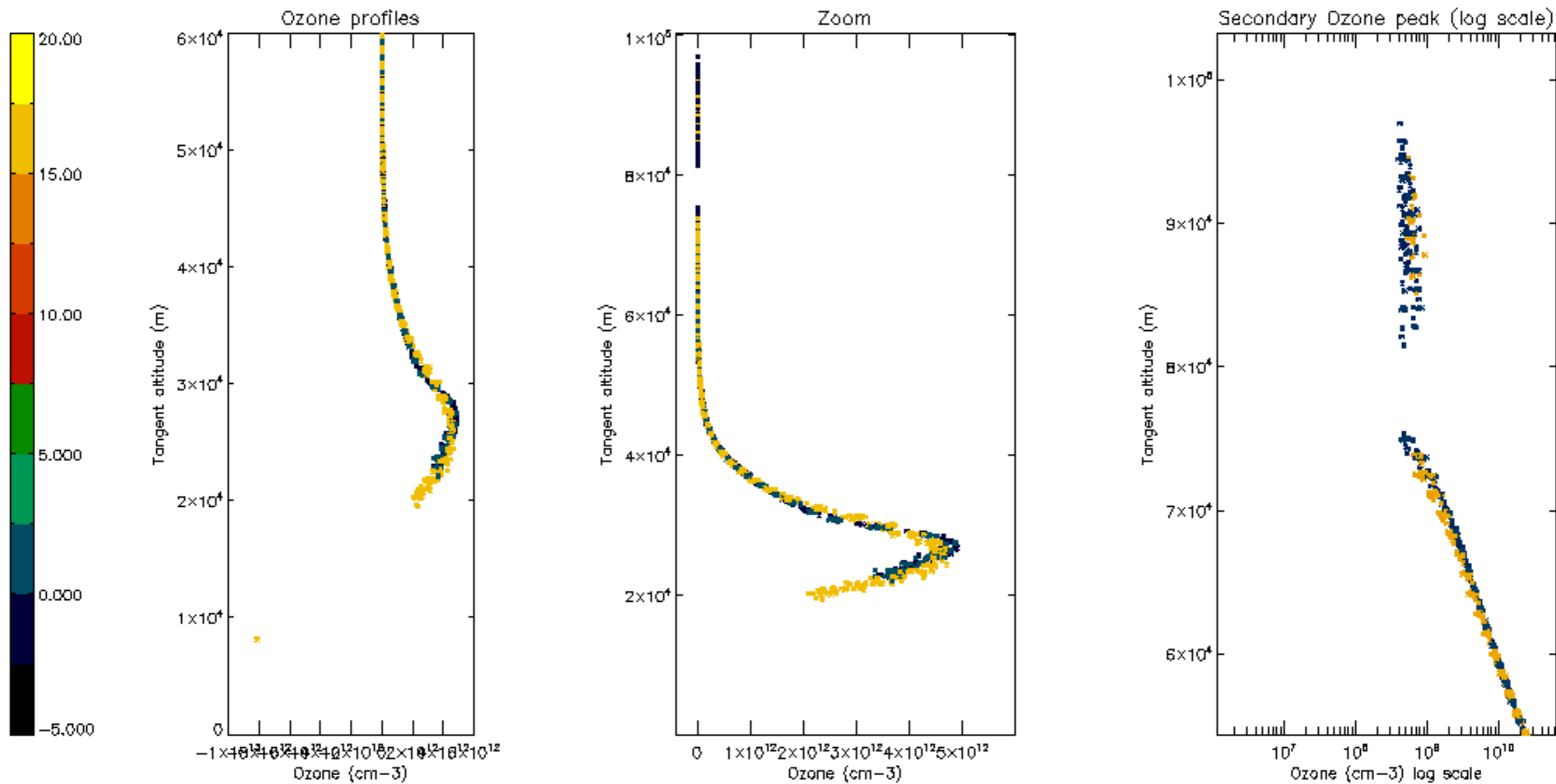
Percentage of saturation errors per profile

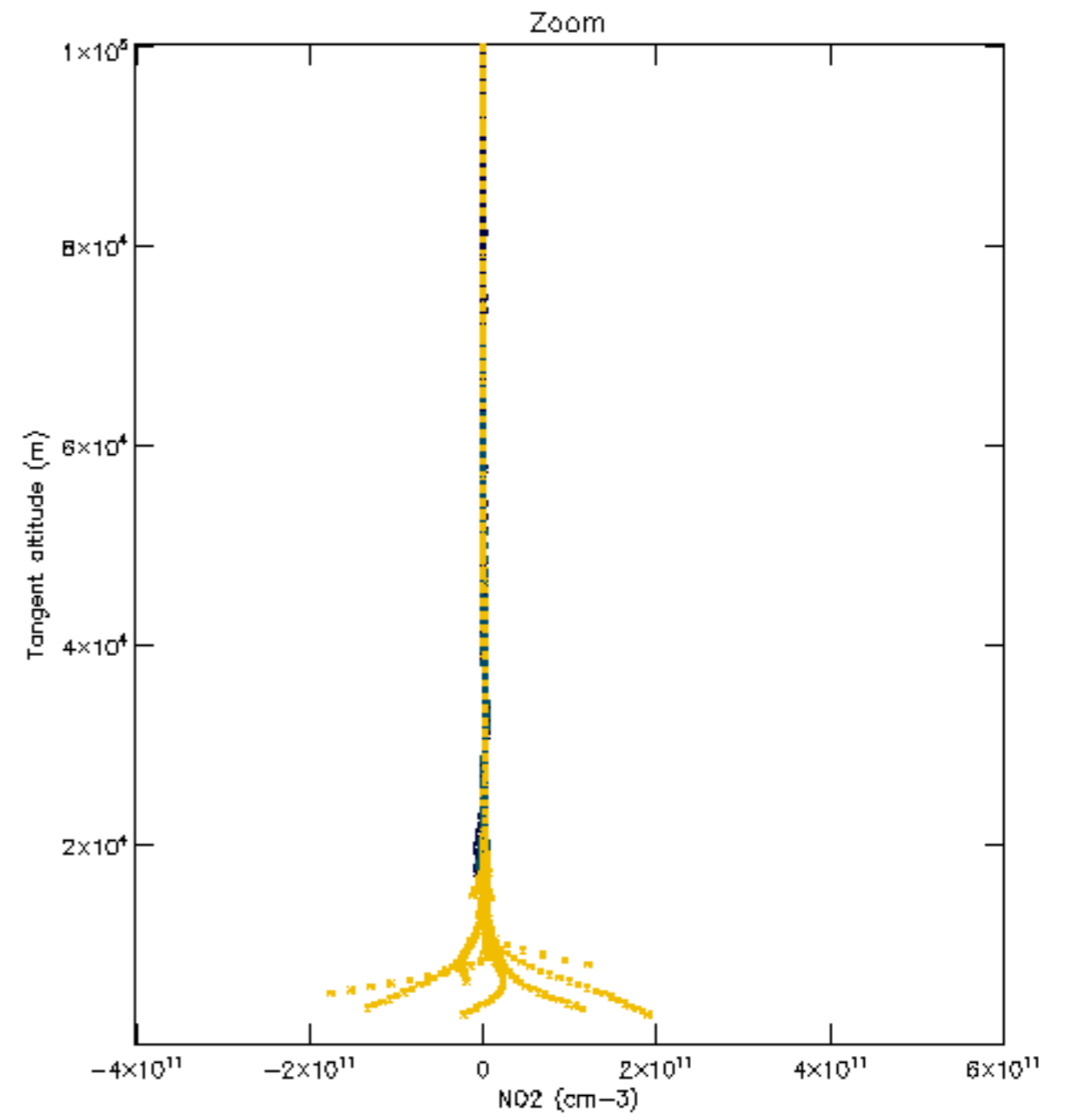
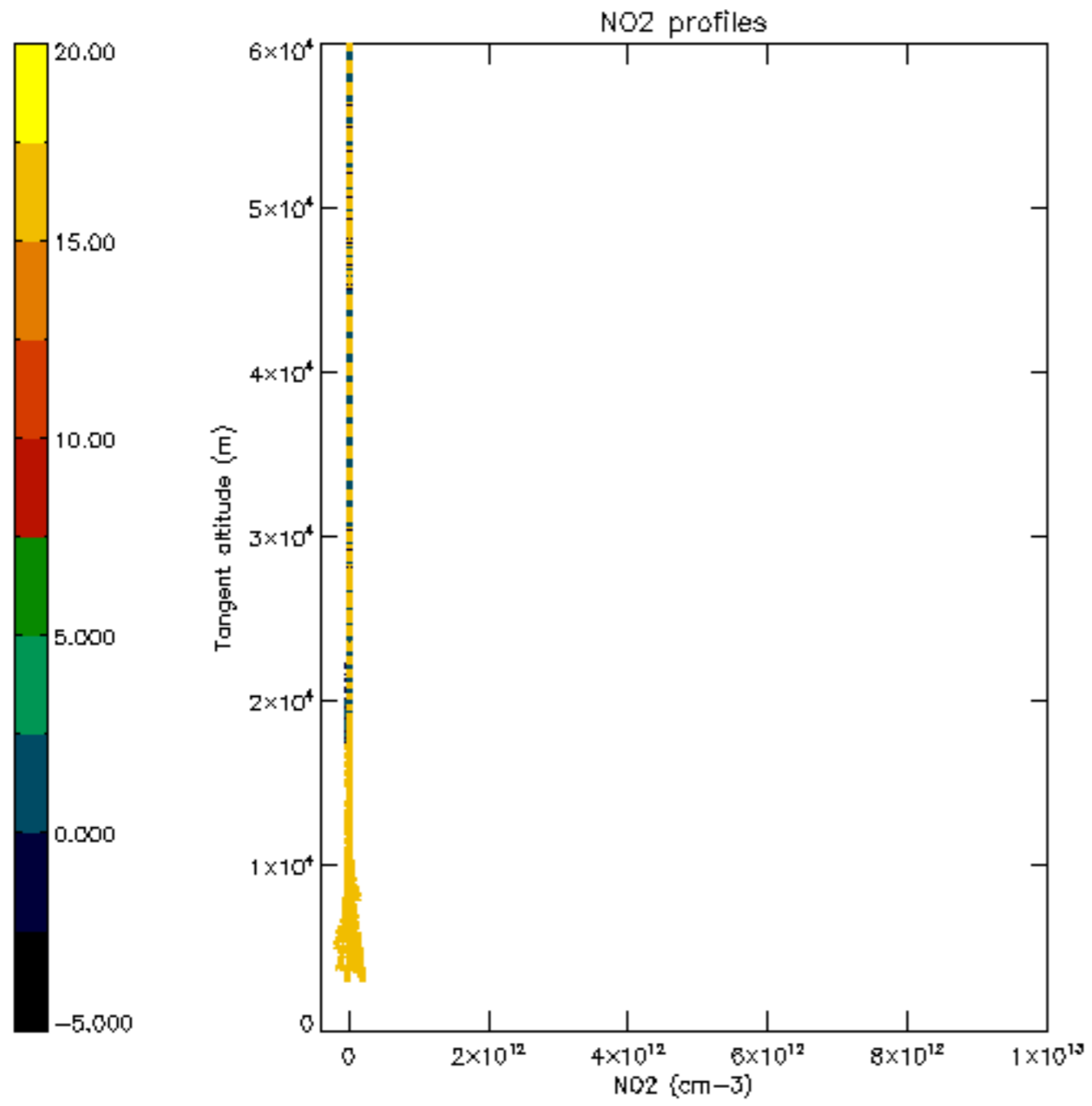


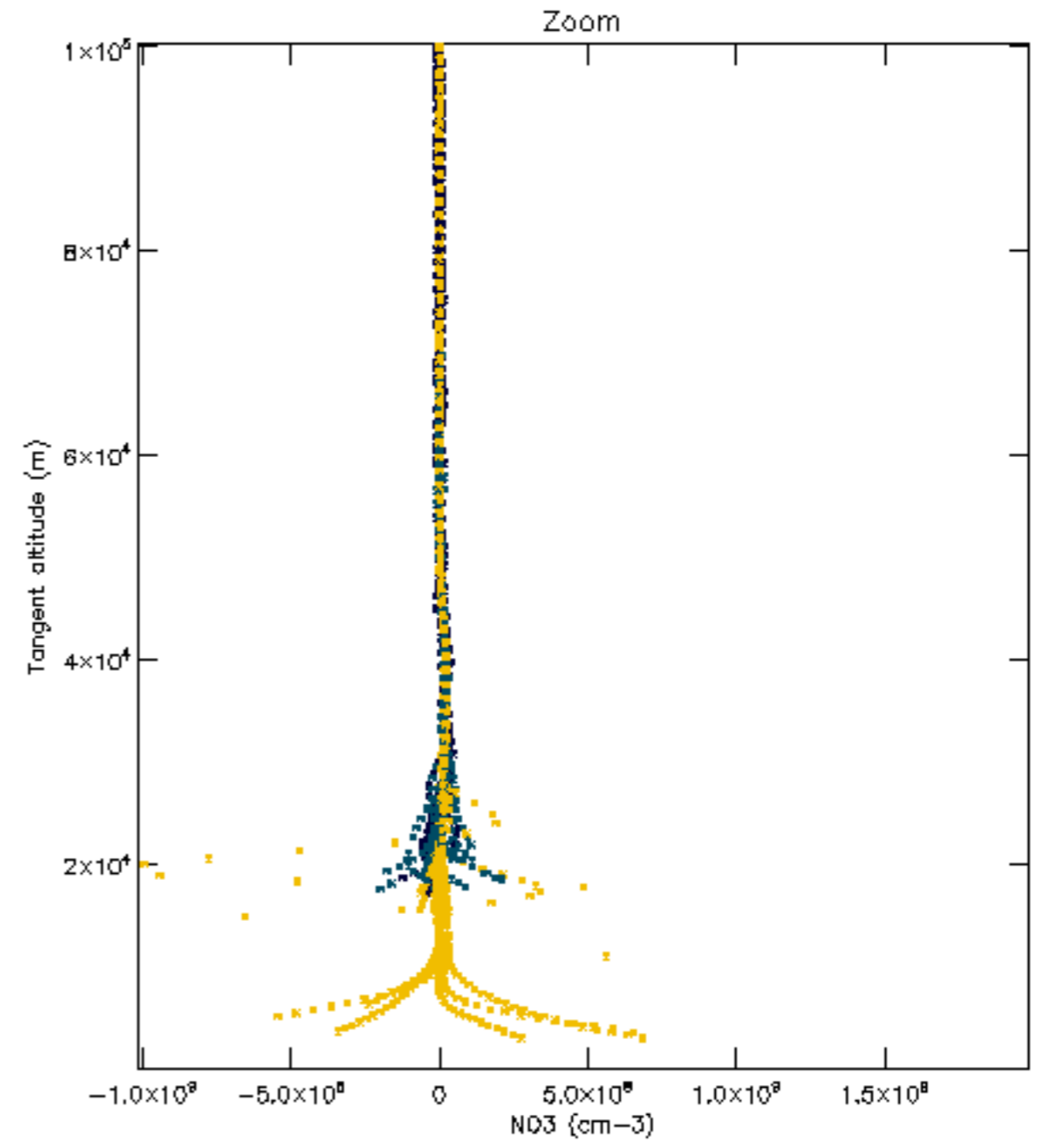
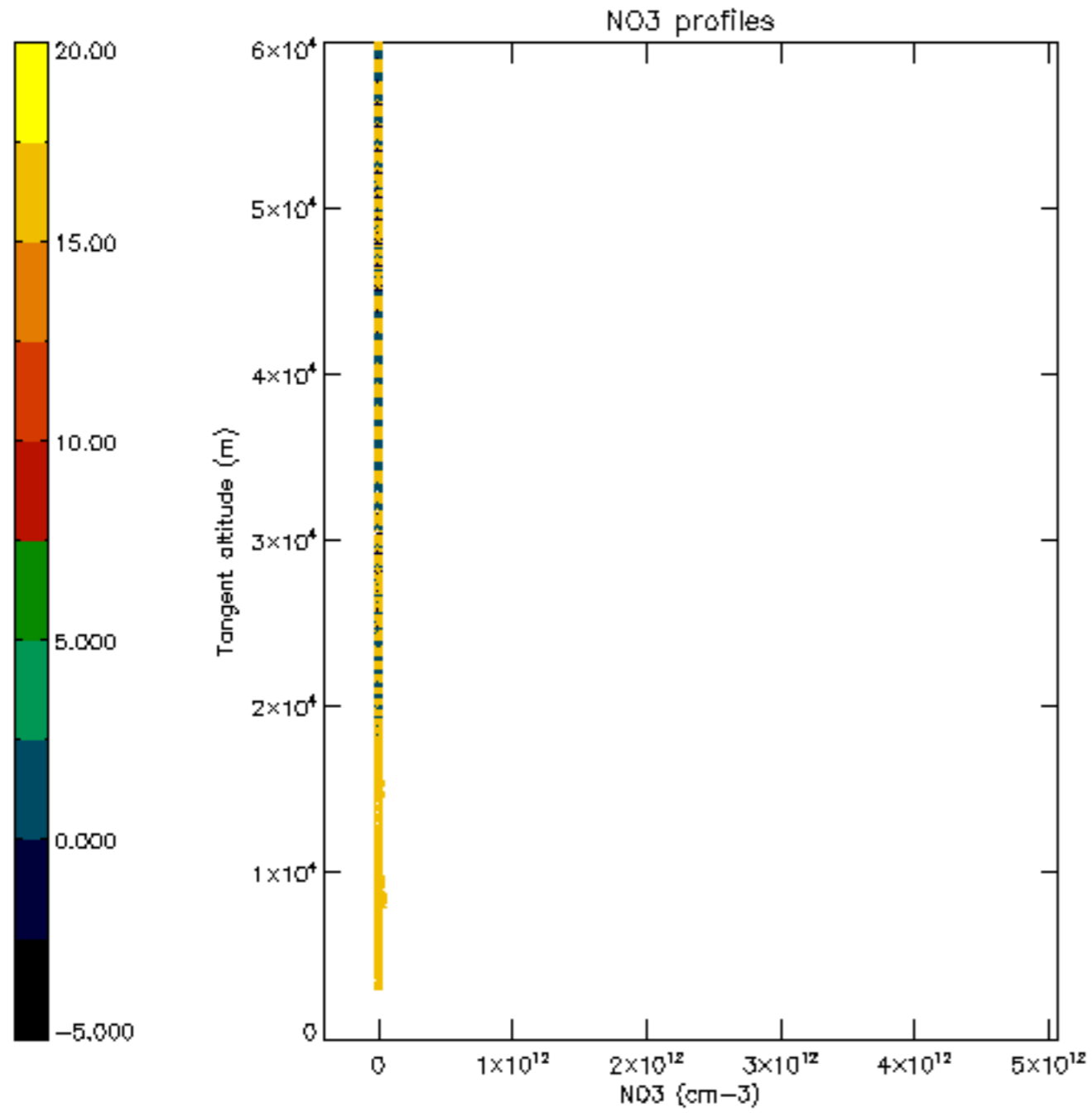


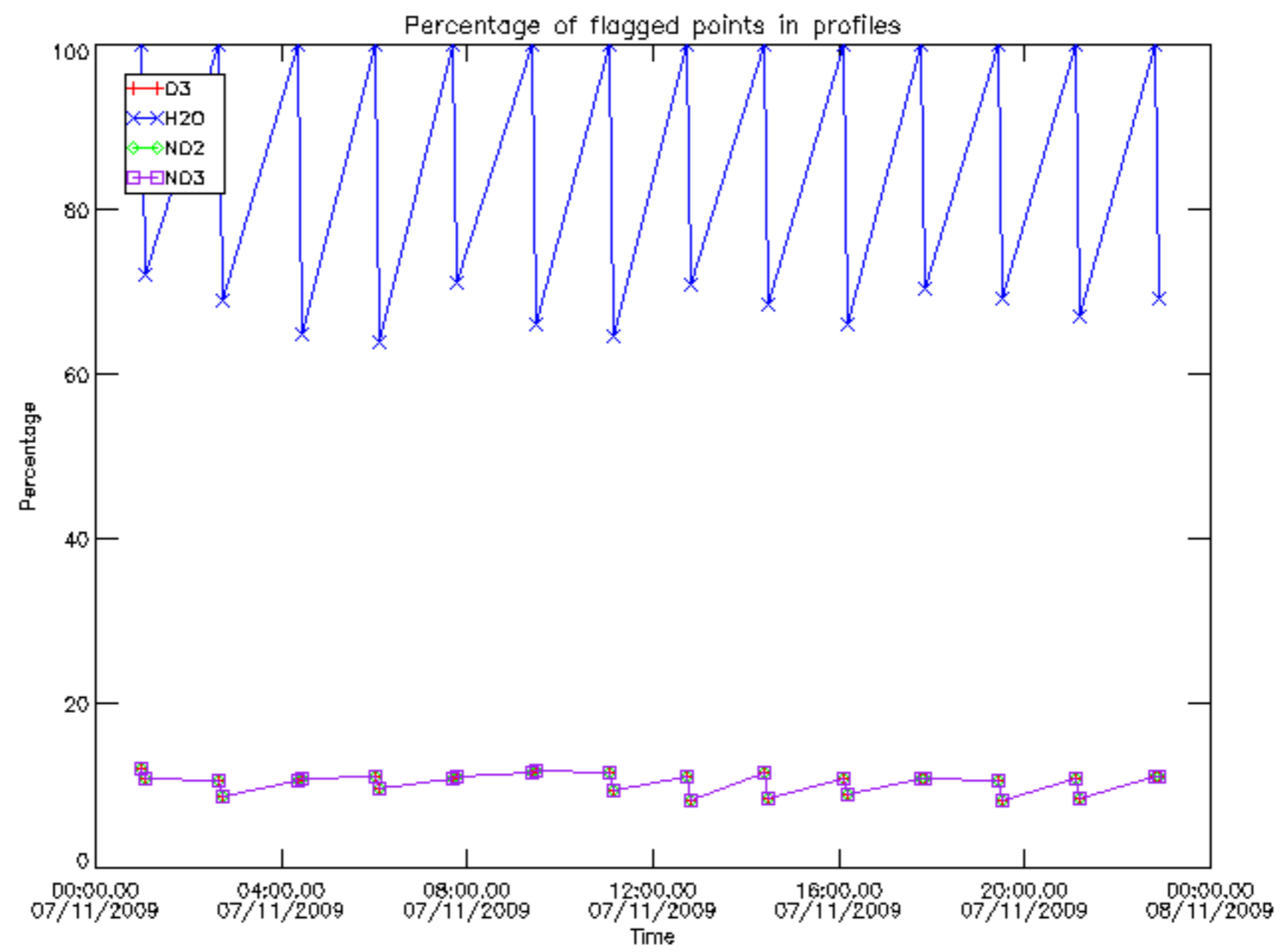




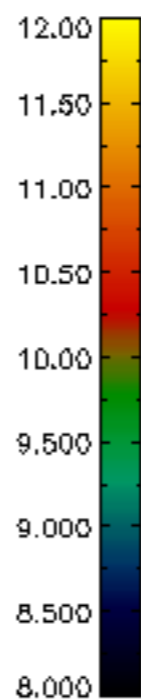
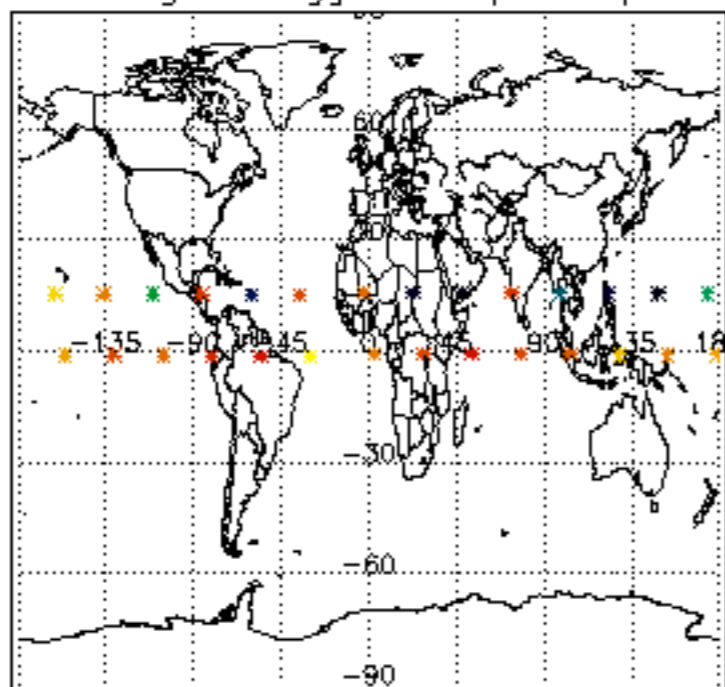




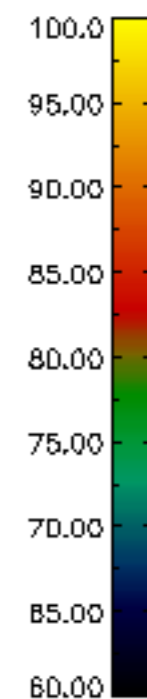
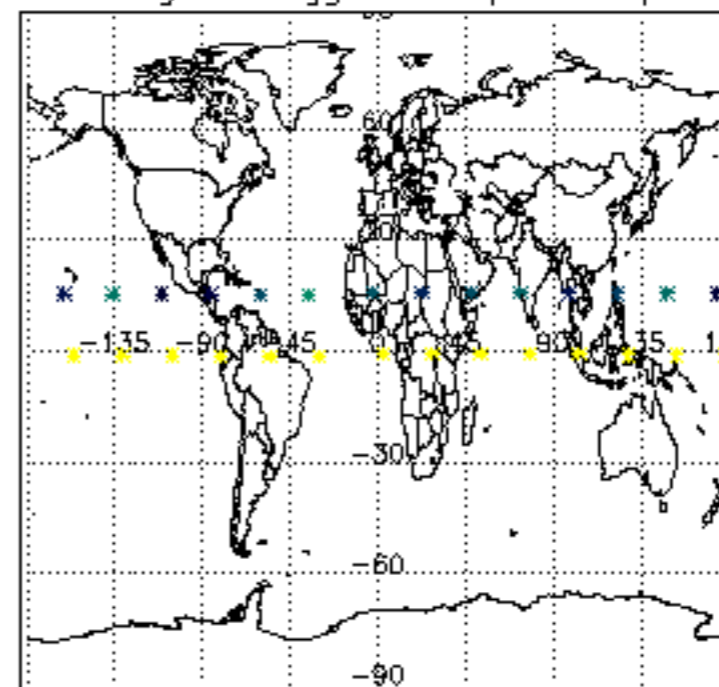




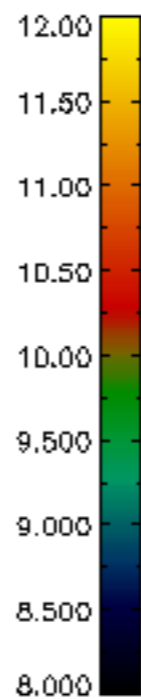
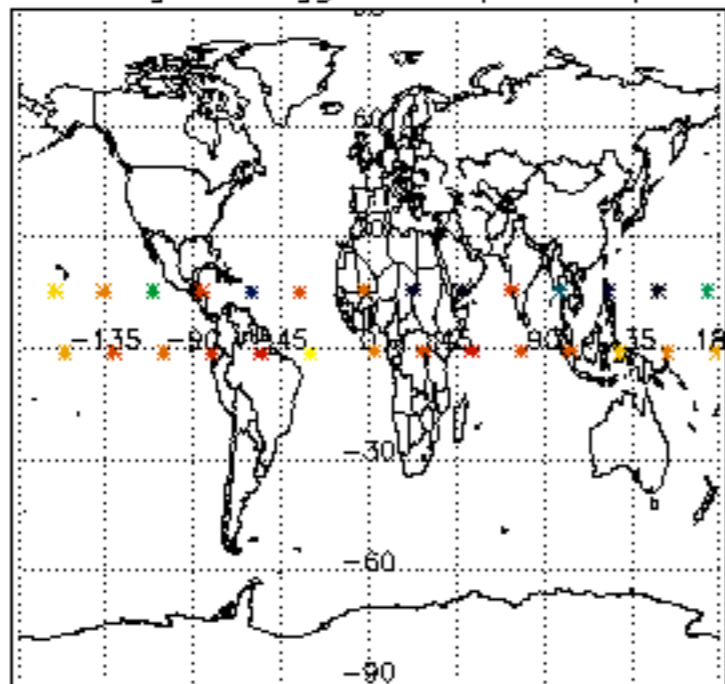
Percentage of flagged data per D3 profile



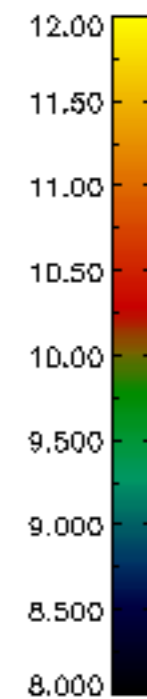
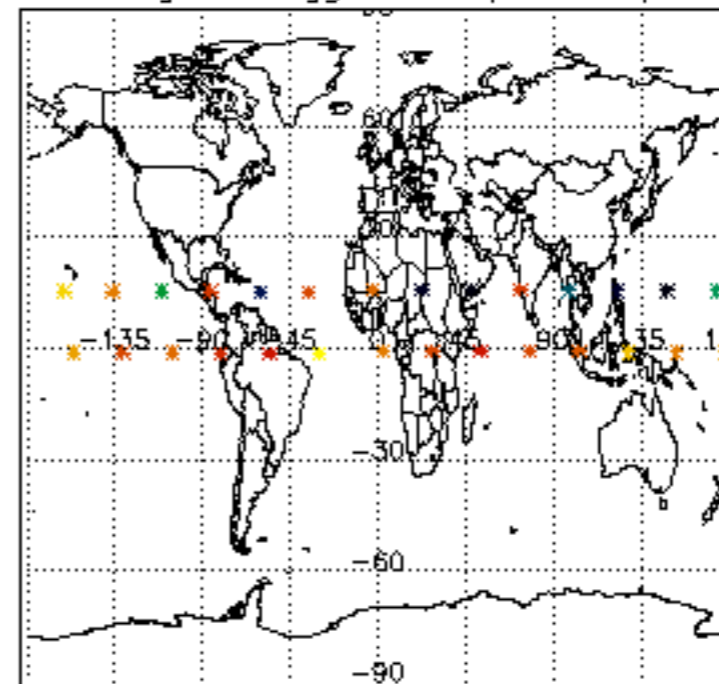
Percentage of flagged data per H2O profile

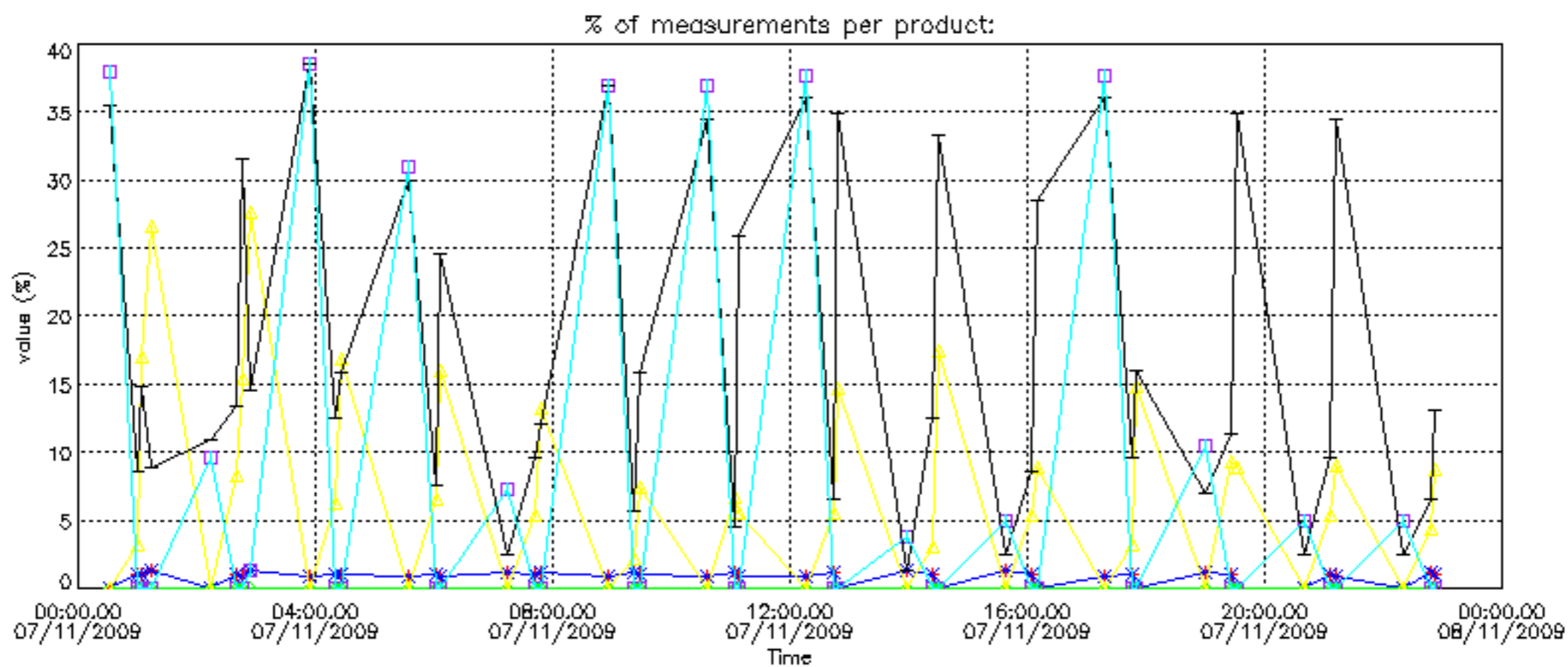


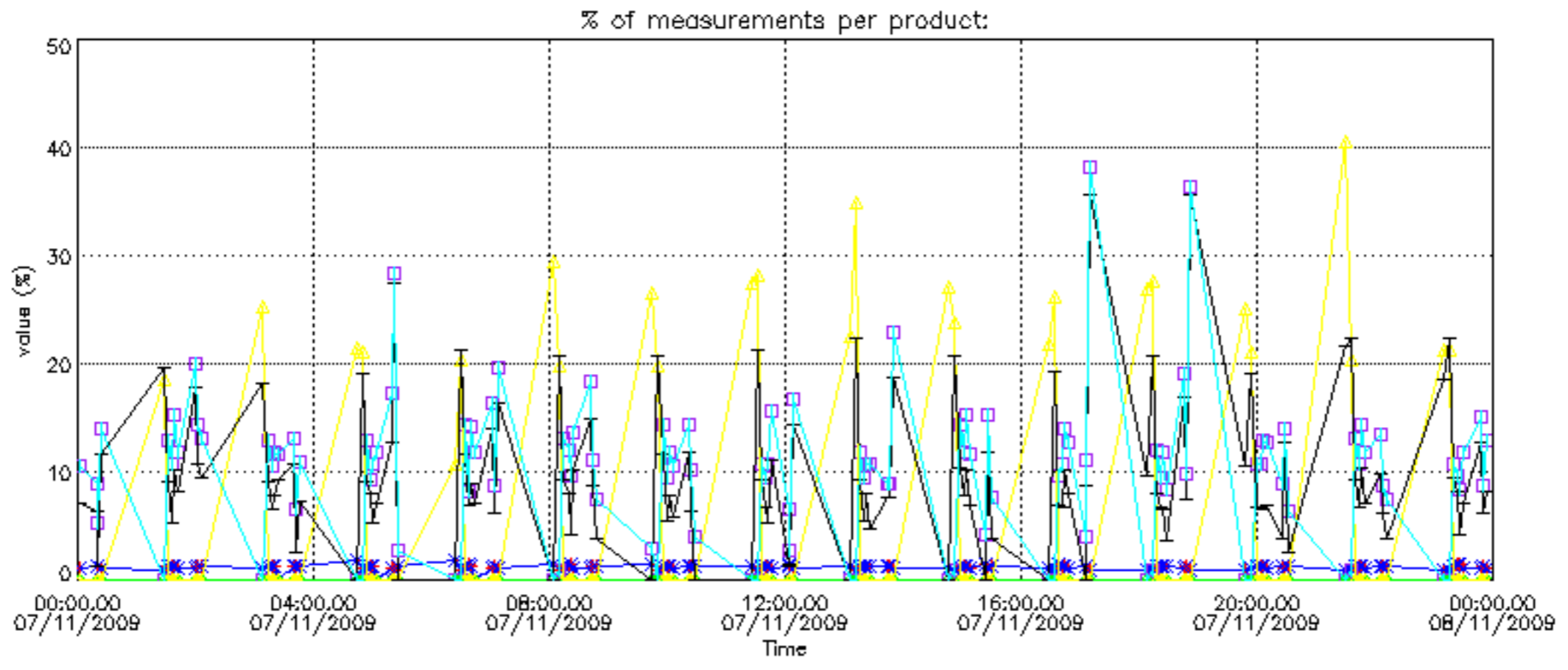
Percentage of flagged data per NO2 profile



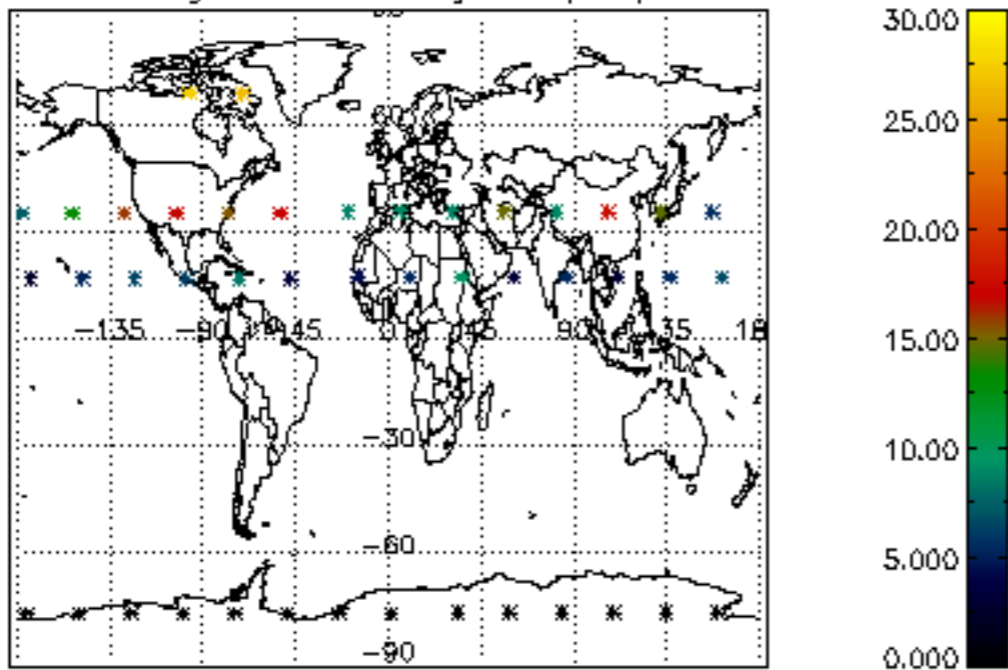
Percentage of flagged data per NO3 profile



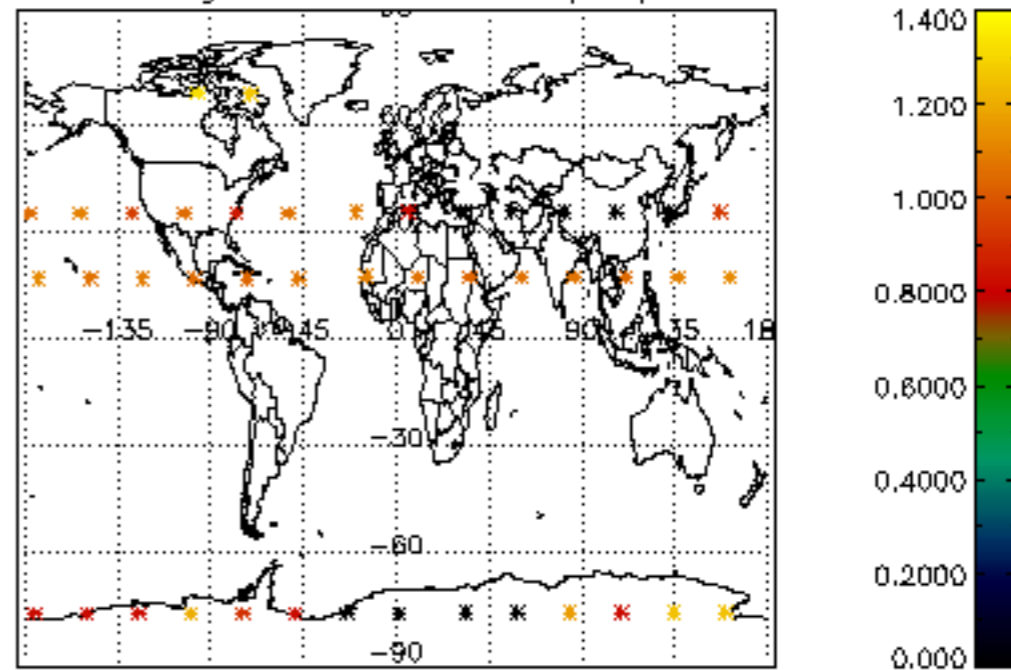




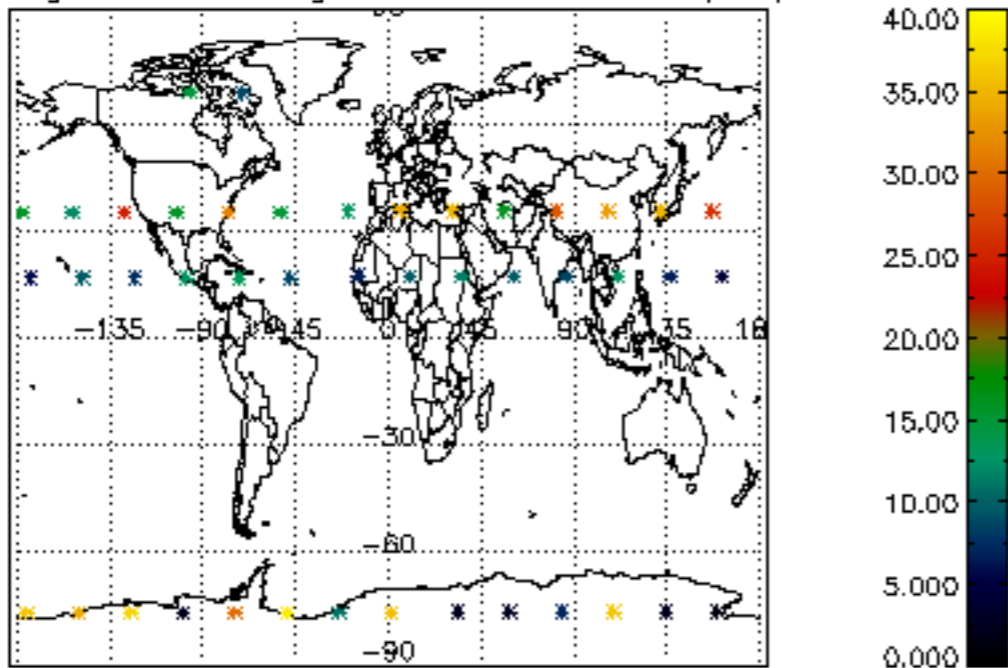
Percentage of cosmic ray hits per profile



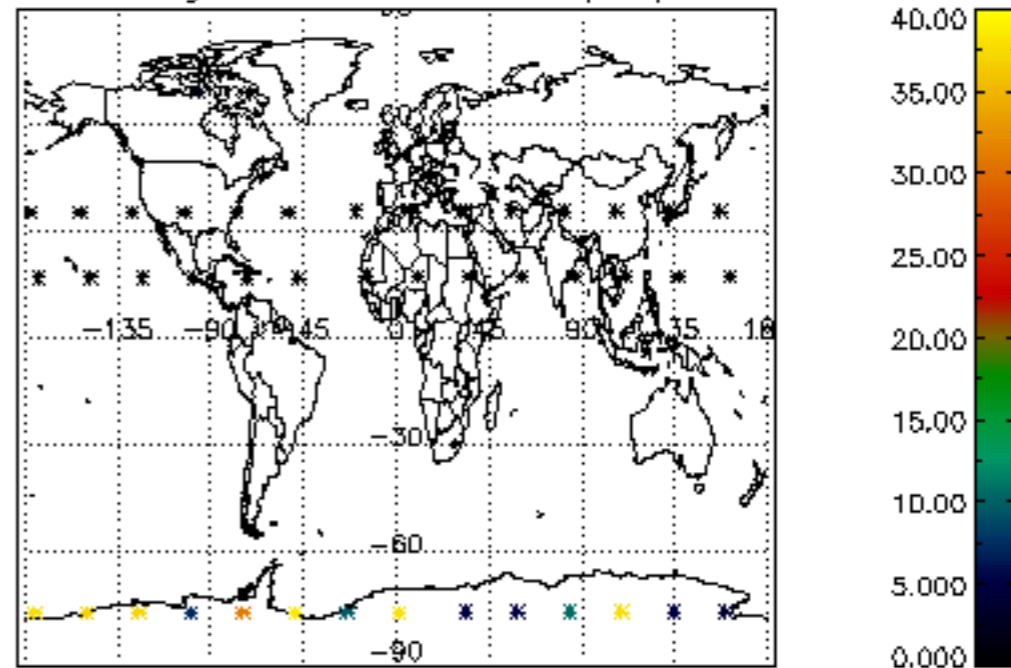
Percentage of datation errors per profile



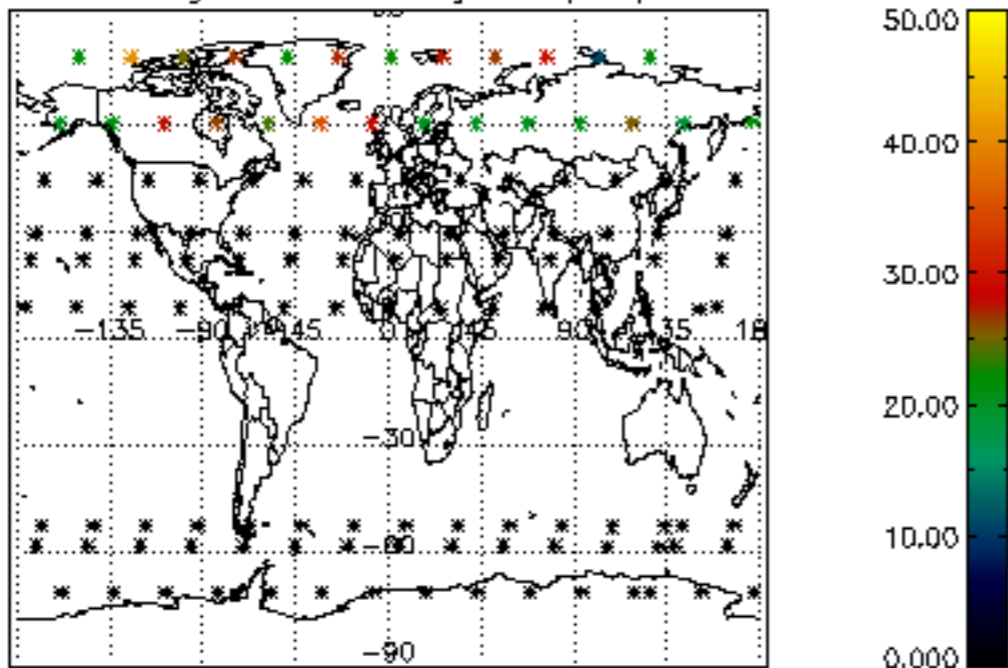
Percentage of star falling outside central band per profile



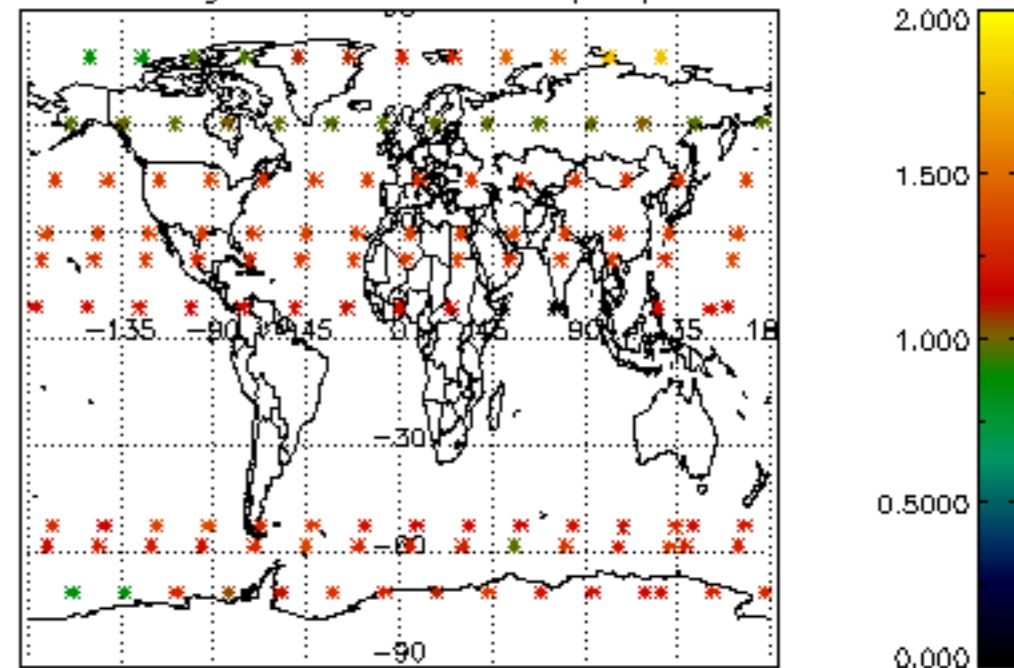
Percentage of saturation errors per profile



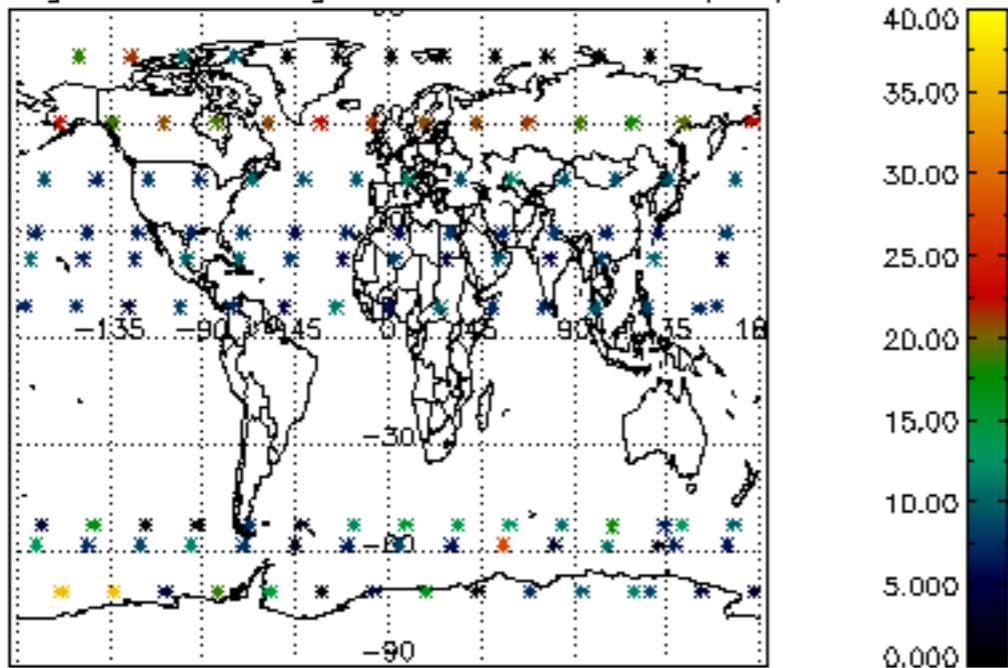
Percentage of cosmic ray hits per profile



Percentage of datation errors per profile



Percentage of star falling outside central band per profile



Percentage of saturation errors per profile

