

GOMOS Level 2 Daily Report

SUMMARY

[1. General Info](#)

[2. Summary of processed GOM_NL_2P products](#)

[3. Level 2 Quality information per product](#)

[3.1 Plot of level 2 quality information per product \(time dependant\)](#)

[3.2 Plot of level 2 quality information per product \(world map\)](#)

[4. Level 1 Quality information per product \(stored on level 2 products\)](#)

[4.1 Plot of level 1 quality information per product \(time dependant\)](#)

[4.1.1 Plot of level 1 quality information per product \(time dependant\): ASCENDING](#)

[4.1.2 Plot of level 1 quality information per product \(time dependant\): DESCENDING](#)

[4.2 Plot of level 1 quality information per product \(world map\)](#)

[4.2.1 Plot of level 1 quality information per product \(world map\): ASCENDING](#)

[4.2.2 Plot of level 1 quality information per product \(world map\): DESCENDING](#)

[5. Ozone profiles based on quality statistics and other trace gas profiles](#)

[5.1 Ozone statistics based on quality of products](#)

[5.2 Plot ozone profiles for all STD \(dark without errors\)](#)

[5.3 Plot ozone profiles where STD < 20% \(dark without errors\)](#)

[5.4. Plot ozone profiles where STD < 10% \(dark without errors\)](#)

[5.5. Plot ozone profiles where STD < 5% \(dark without errors\)](#)

[5.6 Plot NO2 profiles for all STD \(dark without errors\)](#)

[5.7 Plot NO3 profiles for all STD \(dark without errors\)](#)

[5.8 Plot H2O profiles \(only for occultations of stars 1,2,3,4,13,14,16,26,63 dark without errors\) for all STD](#)

[6. Auxiliary Data Files used for the production reported in section 2](#)

This report presents the daily analysis on parameters extracted from GOMOS level 2 data (GOM_NL__2P). It is intended to monitor some important parameters that will impact the quality of these products. A list of level 2 products (and content) that have arrived during the reporting day to the PCF is also given.

Item	Value
Time of report generation	26APR2013 13:39:14
Data source version	GOMOS/6.01
Start time of products	04-11-2009 (04NOV2009 00:00:00)
Stop time of products	05-11-2009 (05NOV2009 00:00:00)
Store outputs in DB	Yes
Nb of level 2 prods	245
Nb of prods with errors	0

2. Summary of processed GOM_NL__2P products.

Nr	Filename	UTC Start time	Limb	Duration	Star Id	Star Name	Star Mag	Star Temp	Nb Meas	Orbit	Prod. error
1	GOM_NL__2PRFIN20091104_001332_000000402084_00016_40150_8317.N1	04-NOV-2009 00:13:32	Bright	40.000	36	50Alp UMa	1.8000	6300.0	80	40150	No
2	GOM_NL__2PRFIN20091104_001509_000000382084_00016_40150_8318.N1	04-NOV-2009 00:15:09	Bright	38.000	82	48Bet UMa	2.3650	10600.	76	40150	No
3	GOM_NL__2PRFIN20091104_001853_000000372084_00016_40150_8319.N1	04-NOV-2009 00:18:53	Bright	37.000	174	52Psi UMa	3.0040	4400.0	74	40150	No
4	GOM_NL__2PRFIN20091104_002750_000000562084_00016_40150_8320.N1	04-NOV-2009 00:27:50	Bright	55.500	51	41Gam1Leo	2.0100	4500.0	111	40150	No
5	GOM_NL__2PRFIN20091104_003110_000000652084_00016_40150_8321.N1	04-NOV-2009 00:31:10	Bright	65.000	22	32Alp Leo	1.3600	15200.	130	40150	No
6	GOM_NL__2PRFIN20091104_005145_000000452084_00017_40151_8316.N1	04-NOV-2009 00:51:45	Dark	44.500	46	Del Vel	1.9540	10600.	89	40151	No
7	GOM_NL__2PRFIN20091104_005311_000000502084_00017_40151_8317.N1	04-NOV-2009 00:53:11	Dark	49.500	70	Zet Pup	2.2460	39000.	99	40151	No
8	GOM_NL__2PRFIN20091104_005817_000000512084_00017_40151_8318.N1	04-NOV-2009 00:58:17	Dark	50.500	2	Alp Car	-0.73600	7000.0	101	40151	No
9	GOM_NL__2PRFIN20091104_010450_000000612084_00017_40151_8319.N1	04-NOV-2009 01:04:50	Dark	61.000	108	Alp Col	2.6520	15200.	122	40151	No
10	GOM_NL__2PRFIN20091104_011613_000000622084_00017_40151_8320.N1	04-NOV-2009 01:16:13	Straylight	62.000	165	34Gam Eri	2.9500	3200.0	124	40151	No
11	GOM_NL__2PRFIN20091104_012218_000000522084_00017_40151_8321.N1	04-NOV-2009 01:22:18	Twilight_stray	52.000	94	92Alp Cet	2.5260	3100.0	104	40151	No
12	GOM_NL__2PRFIN20091104_012647_000000402084_00017_40151_8322.N1	04-NOV-2009 01:26:47	Bright	39.500	105	6Bet Ari	2.6450	8900.0	79	40151	No
13	GOM_NL__2PRFIN20091104_013107_000000392084_00017_40151_8323.N1	04-NOV-2009 01:31:07	Bright	38.500	173	4Bet Tri	3.0040	8900.0	77	40151	No
14	GOM_NL__2PRFIN20091104_013309_000000402084_00017_40151_8324.N1	04-NOV-2009 01:33:09	Bright	39.500	73	57Gam1And	2.2600	13100.	79	40151	No
15	GOM_NL__2PRFIN20091104_013614_000000332084_00017_40151_8325.N1	04-NOV-2009 01:36:14	Twilight_stray	33.000	149	45Eps Per	2.8880	30000.	66	40151	No
16	GOM_NL__2PRFIN20091104_013714_000000452084_00017_40151_8326.N1	04-NOV-2009 01:37:14	Bright	45.000	35	33Alp Per	1.7950	6250.0	90	40151	No
17	GOM_NL__2PRFIN20091104_015407_000000392084_00017_40151_8327.N1	04-NOV-2009 01:54:07	Bright	38.500	36	50Alp UMa	1.8000	6300.0	77	40151	No
18	GOM_NL__2PRFIN20091104_015544_000000402084_00017_40151_8328.N1	04-NOV-2009 01:55:44	Bright	39.500	82	48Bet UMa	2.3650	10600.	79	40151	No
19	GOM_NL__2PRFIN20091104_015929_000000382084_00017_40151_8329.N1	04-NOV-2009 01:59:29	Bright	37.500	174	52Psi UMa	3.0040	4400.0	75	40151	No
20	GOM_NL__2PRFIN20091104_020826_000000722084_00017_40151_8330.N1	04-NOV-2009 02:08:26	Bright	72.000	51	41Gam1Leo	2.0100	4500.0	144	40151	No
21	GOM_NL__2PRFIN20091104_021147_000000642084_00017_40151_8331.N1	04-NOV-2009 02:11:47	Bright	63.500	22	32Alp Leo	1.3600	15200.	127	40151	No
22	GOM_NL__2PRFIN20091104_023221_000000432084_00018_40152_8347.N1	04-NOV-2009 02:32:21	Dark	42.500	46	Del Vel	1.9540	10600.	85	40152	No
23	GOM_NL__2PRFIN20091104_023348_000000542084_00018_40152_8348.N1	04-NOV-2009 02:33:48	Dark	53.500	70	Zet Pup	2.2460	39000.	107	40152	No
24	GOM_NL__2PRFIN20091104_023854_000000482084_00018_40152_8349.N1	04-NOV-2009 02:38:54	Dark	47.500	2	Alp Car	-0.73600	7000.0	95	40152	No
25	GOM_NL__2PRFIN20091104_024527_000000582084_00018_40152_8350.N1	04-NOV-2009 02:45:27	Dark	58.000	108	Alp Col	2.6520	15200.	116	40152	No
26	GOM_NL__2PRFIN20091104_025649_000000612084_00018_40152_8351.N1	04-NOV-2009 02:56:49	Straylight	61.000	165	34Gam Eri	2.9500	3200.0	122	40152	No
27	GOM_NL__2PRFIN20091104_030254_000000532084_00018_40152_8352.N1	04-NOV-2009 03:02:54	Twilight_stray	52.500	94	92Alp Cet	2.5260	3100.0	105	40152	No
28	GOM_NL__2PRFIN20091104_030723_000000392084_00018_40152_8353.N1	04-NOV-2009 03:07:23	Bright	39.000	105	6Bet Ari	2.6450	8900.0	78	40152	No
29	GOM_NL__2PRFIN20091104_031142_000000392084_00018_40152_8354.N1	04-NOV-2009 03:11:42	Bright	38.500	173	4Bet Tri	3.0040	8900.0	77	40152	No
30	GOM_NL__2PRFIN20091104_031345_000000412084_00018_40152_8355.N1	04-NOV-2009 03:13:45	Bright	40.500	73	57Gam1And	2.2600	13100.	81	40152	No
31	GOM_NL__2PRFIN20091104_031649_000000392084_00018_40152_8356.N1	04-NOV-2009 03:16:49	Bright	39.000	149	45Eps Per	2.8880	30000.	78	40152	No
32	GOM_NL__2PRFIN20091104_031809_000000402084_00018_40152_8357.N1	04-NOV-2009 03:18:09	Bright	40.000	160	23Gam Per	2.9300	4700.0	80	40152	No
33	GOM_NL__2PRFIN20091104_033443_000000412084_00018_40152_8358.N1	04-NOV-2009 03:34:43	Bright	41.000	36	50Alp UMa	1.8000	6300.0	82	40152	No
34	GOM_NL__2PRFIN20091104_033620_000000402084_00018_40152_8359.N1	04-NOV-2009 03:36:20	Bright	39.500	82	48Bet UMa	2.3650	10600.	79	40152	No
35	GOM_NL__2PRFIN20091104_034005_000000402084_00018_40152_8360.N1	04-NOV-2009 03:40:05	Bright	39.500	174	52Psi UMa	3.0040	4400.0	79	40152	No
36	GOM_NL__2PRFIN20091104_034903_000000722084_00018_40152_8361.N1	04-NOV-2009 03:49:03	Bright	72.000	51	41Gam1Leo	2.0100	4500.0	144	40152	No
37	GOM_NL__2PRFIN20091104_035224_000000642084_00018_40152_8362.N1	04-NOV-2009 03:52:24	Bright	63.500	22	32Alp Leo	1.3600	15200.	127	40152	No
38	GOM_NL__2PRFIN20091104_041032_000000522084_00019_40153_8358.N1	04-NOV-2009 04:10:32	Dark	52.000	65	Lam Vel	2.2040	4400.0	104	40153	No
39	GOM_NL__2PRFIN20091104_041258_000000422084_00019_40153_8359.N1	04-NOV-2009 04:12:58	Dark	42.000	46	Del Vel	1.9540	10600.	84	40153	No
40	GOM_NL__2PRFIN20091104_041425_000000502084_00019_40153_8360.N1	04-NOV-2009 04:14:25	Dark	50.000	70	Zet Pup	2.2460	39000.	100	40153	No
41	GOM_NL__2PRFIN20091104_041931_000000472084_00019_40153_8361.N1	04-NOV-2009 04:19:31	Dark	46.500	2	Alp Car	-0.73600	7000.0	93	40153	No
42	GOM_NL__2PRFIN20091104_042603_000000592084_00019_40153_8362.N1	04-NOV-2009 04:26:03	Dark	59.000	108	Alp Col	2.6520	15200.	118	40153	No

43	GOM_NL__2PRFIN20091104_043725_000000602084_00019_40153_8363.N1	04-NOV-2009 04:37:25	Straylight	59.500	165	34Gam Eri	2.9500	3200.0	119	40153	No
44	GOM_NL__2PRFIN20091104_044330_000000532084_00019_40153_8364.N1	04-NOV-2009 04:43:30	Tw_i_and_stray	53.000	94	92Alp Cet	2.5260	3100.0	106	40153	No
45	GOM_NL__2PRFIN20091104_044759_000000382084_00019_40153_8365.N1	04-NOV-2009 04:47:59	Bright	37.500	105	6Bet Ari	2.6450	8900.0	75	40153	No
46	GOM_NL__2PRFIN20091104_045218_000000382084_00019_40153_8366.N1	04-NOV-2009 04:52:18	Bright	37.500	173	4Bet Tri	3.0040	8900.0	75	40153	No
47	GOM_NL__2PRFIN20091104_045421_000000402084_00019_40153_8367.N1	04-NOV-2009 04:54:21	Bright	40.000	73	57Gam1And	2.2600	13100.	80	40153	No
48	GOM_NL__2PRFIN20091104_045724_000000392084_00019_40153_8368.N1	04-NOV-2009 04:57:24	Bright	39.000	149	45Eps Per	2.8880	30000.	78	40153	No
49	GOM_NL__2PRFIN20091104_045844_000000402084_00019_40153_8369.N1	04-NOV-2009 04:58:44	Bright	40.000	160	23Gam Per	2.9300	4700.0	80	40153	No
50	GOM_NL__2PRFIN20091104_051519_000000362084_00019_40153_8370.N1	04-NOV-2009 05:15:19	Bright	36.000	36	50Alp UMa	1.8000	6300.0	72	40153	No
51	GOM_NL__2PRFIN20091104_051656_000000372084_00019_40153_8371.N1	04-NOV-2009 05:16:56	Bright	36.500	82	48Bet UMa	2.3650	10600.	73	40153	No
52	GOM_NL__2PRFIN20091104_052041_000000402084_00019_40153_8372.N1	04-NOV-2009 05:20:41	Bright	39.500	174	52Psi UMa	3.0040	4400.0	79	40153	No
53	GOM_NL__2PRFIN20091104_052939_000000722084_00019_40153_8373.N1	04-NOV-2009 05:29:39	Bright	72.000	51	41Gam1Leo	2.0100	4500.0	144	40153	No
54	GOM_NL__2PRFIN20091104_053300_000000662084_00019_40153_8374.N1	04-NOV-2009 05:33:00	Bright	65.500	22	32Alp Leo	1.3600	15200.	131	40153	No
55	GOM_NL__2PRFIN20091104_055109_000000622084_00020_40154_8373.N1	04-NOV-2009 05:51:09	Dark	61.500	65	Lam Vel	2.2040	4400.0	123	40154	No
56	GOM_NL__2PRFIN20091104_055335_000000502084_00020_40154_8374.N1	04-NOV-2009 05:53:35	Dark	50.000	46	Del Vel	1.9540	10600.	100	40154	No
57	GOM_NL__2PRFIN20091104_055503_000000522084_00020_40154_8375.N1	04-NOV-2009 05:55:03	Dark	52.000	70	Zet Pup	2.2460	39000.	104	40154	No
58	GOM_NL__2PRFIN20091104_060007_000000482084_00020_40154_8376.N1	04-NOV-2009 06:00:07	Dark	47.500	2	Alp Car	-0.73600	7000.0	95	40154	No
59	GOM_NL__2PRFIN20091104_060640_000000602084_00020_40154_8377.N1	04-NOV-2009 06:06:40	Dark	59.500	108	Alp Col	2.6520	15200.	119	40154	No
60	GOM_NL__2PRFIN20091104_061801_000000622084_00020_40154_8378.N1	04-NOV-2009 06:18:01	Straylight	62.000	165	34Gam Eri	2.9500	3200.0	124	40154	No
61	GOM_NL__2PRFIN20091104_062406_000000542084_00020_40154_8379.N1	04-NOV-2009 06:24:06	Tw_i_and_stray	54.000	94	92Alp Cet	2.5260	3100.0	108	40154	No
62	GOM_NL__2PRFIN20091104_062835_000000382084_00020_40154_8380.N1	04-NOV-2009 06:28:35	Bright	38.000	105	6Bet Ari	2.6450	8900.0	76	40154	No
63	GOM_NL__2PRFIN20091104_063254_000000382084_00020_40154_8381.N1	04-NOV-2009 06:32:54	Bright	37.500	173	4Bet Tri	3.0040	8900.0	75	40154	No
64	GOM_NL__2PRFIN20091104_063457_000000382084_00020_40154_8382.N1	04-NOV-2009 06:34:57	Bright	38.000	73	57Gam1And	2.2600	13100.	76	40154	No
65	GOM_NL__2PRFIN20091104_063759_000000442084_00020_40154_8383.N1	04-NOV-2009 06:37:59	Bright	44.000	149	45Eps Per	2.8880	30000.	88	40154	No
66	GOM_NL__2PRFIN20091104_063920_000000392084_00020_40154_8384.N1	04-NOV-2009 06:39:20	Bright	39.000	160	23Gam Per	2.9300	4700.0	78	40154	No
67	GOM_NL__2PRFIN20091104_065555_000000362084_00020_40154_8385.N1	04-NOV-2009 06:55:55	Bright	36.000	36	50Alp UMa	1.8000	6300.0	72	40154	No
68	GOM_NL__2PRFIN20091104_065732_000000412084_00020_40154_8386.N1	04-NOV-2009 06:57:32	Bright	40.500	82	48Bet UMa	2.3650	10600.	81	40154	No
69	GOM_NL__2PRFIN20091104_070117_000000372084_00020_40154_8387.N1	04-NOV-2009 07:01:17	Bright	37.000	174	52Psi UMa	3.0040	4400.0	74	40154	No
70	GOM_NL__2PRFIN20091104_071016_000000532084_00020_40154_8388.N1	04-NOV-2009 07:10:16	Bright	53.000	51	41Gam1Leo	2.0100	4500.0	106	40154	No
71	GOM_NL__2PRFIN20091104_071337_000000672084_00020_40154_8389.N1	04-NOV-2009 07:13:37	Bright	67.000	22	32Alp Leo	1.3600	15200.	134	40154	No
72	GOM_NL__2PRFIN20091104_073146_000000482084_00021_40155_8393.N1	04-NOV-2009 07:31:46	Dark	48.000	65	Lam Vel	2.2040	4400.0	96	40155	No
73	GOM_NL__2PRFIN20091104_073411_000000462084_00021_40155_8394.N1	04-NOV-2009 07:34:11	Dark	45.500	46	Del Vel	1.9540	10600.	91	40155	No
74	GOM_NL__2PRFIN20091104_073540_000000502084_00021_40155_8395.N1	04-NOV-2009 07:35:40	Dark	49.500	70	Zet Pup	2.2460	39000.	99	40155	No
75	GOM_NL__2PRFIN20091104_074044_000000492084_00021_40155_8396.N1	04-NOV-2009 07:40:44	Dark	49.000	2	Alp Car	-0.73600	7000.0	98	40155	No
76	GOM_NL__2PRFIN20091104_074717_000000592084_00021_40155_8397.N1	04-NOV-2009 07:47:17	Dark	59.000	108	Alp Col	2.6520	15200.	118	40155	No
77	GOM_NL__2PRFIN20091104_075837_000000592084_00021_40155_8398.N1	04-NOV-2009 07:58:37	Straylight	59.000	165	34Gam Eri	2.9500	3200.0	118	40155	No
78	GOM_NL__2PRFIN20091104_080441_000000552084_00021_40155_8399.N1	04-NOV-2009 08:04:41	Tw_i_and_stray	54.500	94	92Alp Cet	2.5260	3100.0	109	40155	No
79	GOM_NL__2PRFIN20091104_080910_000000382084_00021_40155_8400.N1	04-NOV-2009 08:09:10	Bright	37.500	105	6Bet Ari	2.6450	8900.0	75	40155	No
80	GOM_NL__2PRFIN20091104_081330_000000372084_00021_40155_8401.N1	04-NOV-2009 08:13:30	Bright	37.000	173	4Bet Tri	3.0040	8900.0	74	40155	No
81	GOM_NL__2PRFIN20091104_081532_000000382084_00021_40155_8402.N1	04-NOV-2009 08:15:32	Bright	38.000	73	57Gam1And	2.2600	13100.	76	40155	No
82	GOM_NL__2PRFIN20091104_081834_000000442084_00021_40155_8403.N1	04-NOV-2009 08:18:34	Bright	44.000	149	45Eps Per	2.8880	30000.	88	40155	No
83	GOM_NL__2PRFIN20091104_081955_000000412084_00021_40155_8404.N1	04-NOV-2009 08:19:55	Bright	40.500	160	23Gam Per	2.9300	4700.0	81	40155	No
84	GOM_NL__2PRFIN20091104_083631_000000402084_00021_40155_8405.N1	04-NOV-2009 08:36:31	Bright	39.500	36	50Alp UMa	1.8000	6300.0	79	40155	No
85	GOM_NL__2PRFIN20091104_083808_000000392084_00021_40155_8406.N1	04-NOV-2009 08:38:08	Bright	39.000	82	48Bet UMa	2.3650	10600.	78	40155	No
86	GOM_NL__2PRFIN20091104_084153_000000432084_00021_40155_8407.N1	04-NOV-2009 08:41:53	Bright	42.500	174	52Psi UMa	3.0040	4400.0	85	40155	No
87	GOM_NL__2PRFIN20091104_085052_000000682084_00021_40155_8408.N1	04-NOV-2009 08:50:52	Bright	67.500	51	41Gam1Leo	2.0100	4500.0	135	40155	No
88	GOM_NL__2PRFIN20091104_085414_000000662084_00021_40155_8409.N1	04-NOV-2009 08:54:14	Bright	65.500	22	32Alp Leo	1.3600	15200.	131	40155	No
89	GOM_NL__2PRFIN20091104_091223_000000562084_00022_40156_8400.N1	04-NOV-2009 09:12:23	Dark	56.000	65	Lam Vel	2.2040	4400.0	112	40156	No
90	GOM_NL__2PRFIN20091104_091448_000000502084_00022_40156_8401.N1	04-NOV-2009 09:14:48	Dark	50.000	46	Del Vel	1.9540	10600.	100	40156	No
91	GOM_NL__2PRFIN20091104_091617_000000512084_00022_40156_8402.N1	04-NOV-2009 09:16:17	Dark	51.000	70	Zet Pup	2.2460	39000.	102	40156	No
92	GOM_NL__2PRFIN20091104_092121_000000622084_00022_40156_8403.N1	04-NOV-2009 09:21:21	Dark	62.000	2	Alp Car	-0.73600	7000.0	124	40156	No
93	GOM_NL__2PRFIN20091104_092754_000000602084_00022_40156_8404.N1	04-NOV-2009 09:27:54	Dark	59.500	108	Alp Col	2.6520	15200.	119	40156	No
94	GOM_NL__2PRFIN20091104_093913_000000632084_00022_40156_8405.N1	04-NOV-2009 09:39:13	Straylight	62.500	165	34Gam Eri	2.9500	3200.0	125	40156	No
95	GOM_NL__2PRFIN20091104_094517_000000522084_00022_40156_8406.N1	04-NOV-2009 09:45:17	Tw_i_and_stray	51.500	94	92Alp Cet	2.5260	3100.0	103	40156	No
96	GOM_NL__2PRFIN20091104_094946_000000392084_00022_40156_8407.N1	04-NOV-2009 09:49:46	Bright	39.000	105	6Bet Ari	2.6450	8900.0	78	40156	No
97	GOM_NL__2PRFIN20091104_095405_000000382084_00022_40156_8408.N1	04-NOV-2009 09:54:05	Bright	38.000	173	4Bet Tri	3.0040	8900.0	76	40156	No
98	GOM_NL__2PRFIN20091104_095608_000000392084_00022_40156_8409.N1	04-NOV-2009 09:56:08	Bright	39.000	73	57Gam1And	2.2600	13100.	78	40156	No
99	GOM_NL__2PRFIN20091104_095909_000000492084_00022_40156_8410.N1	04-NOV-2009 09:59:09	Bright	49.000	149	45Eps Per	2.8880	30000.	98	40156	No
100	GOM_NL__2PRFIN20091104_100031_000000412084_00022_40156_8411.N1	04-NOV-2009 10:00:31	Bright	41.000	160	23Gam Per	2.9300	4700.0	82	40156	No
101	GOM_NL__2PRFIN20091104_101706_000000422084_00022_40156_8412.N1	04-NOV-2009 10:17:06	Bright	42.000	36	50Alp UMa	1.8000	6300.0	84	40156	No

102	GOM_NL__2PRFIN20091104_101844_000000372084_00022_40156_8413.N1	04-NOV-2009 10:18:44	Bright	37.000	82	48Bet UMa	2.3650	10600.	74	40156	No
103	GOM_NL__2PRFIN20091104_102229_000000402084_00022_40156_8414.N1	04-NOV-2009 10:22:29	Bright	39.500	174	52Psi UMa	3.0040	4400.0	79	40156	No
104	GOM_NL__2PRFIN20091104_103005_000000412084_00022_40156_8415.N1	04-NOV-2009 10:30:05	Bright	40.500	96	68Del Leo	2.5600	9300.0	81	40156	No
105	GOM_NL__2PRFIN20091104_103128_000000552084_00022_40156_8416.N1	04-NOV-2009 10:31:28	Bright	54.500	51	41Gam1Leo	2.0100	4500.0	109	40156	No
106	GOM_NL__2PRFIN20091104_103450_000000642084_00022_40156_8417.N1	04-NOV-2009 10:34:50	Bright	63.500	22	32Alp Leo	1.3600	15200.	127	40156	No
107	GOM_NL__2PRFIN20091104_105259_000000492084_00023_40157_8421.N1	04-NOV-2009 10:52:59	Dark	49.000	65	Lam Vel	2.2040	4400.0	98	40157	No
108	GOM_NL__2PRFIN20091104_105524_000000432084_00023_40157_8422.N1	04-NOV-2009 10:55:24	Dark	42.500	46	Del Vel	1.9540	10600.	85	40157	No
109	GOM_NL__2PRFIN20091104_105654_000000542084_00023_40157_8423.N1	04-NOV-2009 10:56:54	Dark	53.500	70	Zet Pup	2.2460	39000.	107	40157	No
110	GOM_NL__2PRFIN20091104_110157_000000482084_00023_40157_8424.N1	04-NOV-2009 11:01:57	Dark	47.500	2	Alp Car	-0.73600	7000.0	95	40157	No
111	GOM_NL__2PRFIN20091104_110831_000000582084_00023_40157_8425.N1	04-NOV-2009 11:08:31	Dark	57.500	108	Alp Col	2.6520	15200.	115	40157	No
112	GOM_NL__2PRFIN20091104_111949_000000602084_00023_40157_8426.N1	04-NOV-2009 11:19:49	Straylight	60.000	165	34Gam Eri	2.9500	3200.0	120	40157	No
113	GOM_NL__2PRFIN20091104_112553_000000552084_00023_40157_8427.N1	04-NOV-2009 11:25:53	Tw_i_and_stray	54.500	94	92Alp Cet	2.5260	3100.0	109	40157	No
114	GOM_NL__2PRFIN20091104_113022_000000372084_00023_40157_8428.N1	04-NOV-2009 11:30:22	Bright	37.000	105	6Bet Ari	2.6450	8900.0	74	40157	No
115	GOM_NL__2PRFIN20091104_113441_000000382084_00023_40157_8429.N1	04-NOV-2009 11:34:41	Bright	37.500	173	4Bet Tri	3.0040	8900.0	75	40157	No
116	GOM_NL__2PRFIN20091104_113643_000000552084_00023_40157_8430.N1	04-NOV-2009 11:36:43	Bright	55.000	73	57Gam1And	2.2600	13100.	110	40157	No
117	GOM_NL__2PRFIN20091104_113944_000000492084_00023_40157_8431.N1	04-NOV-2009 11:39:44	Bright	49.000	149	45Eps Per	2.8880	30000.	98	40157	No
118	GOM_NL__2PRFIN20091104_114106_000000402084_00023_40157_8432.N1	04-NOV-2009 11:41:06	Bright	40.000	160	23Gam Per	2.9300	4700.0	80	40157	No
119	GOM_NL__2PRFIN20091104_115742_000000412084_00023_40157_8433.N1	04-NOV-2009 11:57:42	Bright	40.500	36	50Alp UMa	1.8000	6300.0	81	40157	No
120	GOM_NL__2PRFIN20091104_115919_000000372084_00023_40157_8434.N1	04-NOV-2009 11:59:19	Bright	37.000	82	48Bet UMa	2.3650	10600.	74	40157	No
121	GOM_NL__2PRFIN20091104_120305_000000402084_00023_40157_8435.N1	04-NOV-2009 12:03:05	Bright	39.500	174	52Psi UMa	3.0040	4400.0	79	40157	No
122	GOM_NL__2PRFIN20091104_121042_000000592084_00023_40157_8436.N1	04-NOV-2009 12:10:42	Bright	59.000	96	68Del Leo	2.5600	9300.0	118	40157	No
123	GOM_NL__2PRFIN20091104_121205_000000532084_00023_40157_8437.N1	04-NOV-2009 12:12:05	Bright	53.000	51	41Gam1Leo	2.0100	4500.0	106	40157	No
124	GOM_NL__2PRFIN20091104_121527_000000652084_00023_40157_8438.N1	04-NOV-2009 12:15:27	Bright	64.500	22	32Alp Leo	1.3600	15200.	129	40157	No
125	GOM_NL__2PRFIN20091104_123336_000000532084_00024_40158_8428.N1	04-NOV-2009 12:33:36	Dark	52.500	65	Lam Vel	2.2040	4400.0	105	40158	No
126	GOM_NL__2PRFIN20091104_123601_000000422084_00024_40158_8429.N1	04-NOV-2009 12:36:01	Dark	42.000	46	Del Vel	1.9540	10600.	84	40158	No
127	GOM_NL__2PRFIN20091104_123731_000000542084_00024_40158_8430.N1	04-NOV-2009 12:37:31	Dark	53.500	70	Zet Pup	2.2460	39000.	107	40158	No
128	GOM_NL__2PRFIN20091104_124234_000000622084_00024_40158_8431.N1	04-NOV-2009 12:42:34	Dark	62.000	2	Alp Car	-0.73600	7000.0	124	40158	No
129	GOM_NL__2PRFIN20091104_124907_000000602084_00024_40158_8432.N1	04-NOV-2009 12:49:07	Dark	60.000	108	Alp Col	2.6520	15200.	120	40158	No
130	GOM_NL__2PRFIN20091104_130024_000000622084_00024_40158_8433.N1	04-NOV-2009 13:00:24	Straylight	61.500	165	34Gam Eri	2.9500	3200.0	123	40158	No
131	GOM_NL__2PRFIN20091104_130628_000000532084_00024_40158_8434.N1	04-NOV-2009 13:06:28	Tw_i_and_stray	53.000	94	92Alp Cet	2.5260	3100.0	106	40158	No
132	GOM_NL__2PRFIN20091104_131058_000000382084_00024_40158_8435.N1	04-NOV-2009 13:10:58	Bright	37.500	105	6Bet Ari	2.6450	8900.0	75	40158	No
133	GOM_NL__2PRFIN20091104_131516_000000382084_00024_40158_8436.N1	04-NOV-2009 13:15:16	Bright	38.000	173	4Bet Tri	3.0040	8900.0	76	40158	No
134	GOM_NL__2PRFIN20091104_131719_000000382084_00024_40158_8437.N1	04-NOV-2009 13:17:19	Bright	38.000	73	57Gam1And	2.2600	13100.	76	40158	No
135	GOM_NL__2PRFIN20091104_132019_000000512084_00024_40158_8438.N1	04-NOV-2009 13:20:19	Bright	50.500	149	45Eps Per	2.8880	30000.	101	40158	No
136	GOM_NL__2PRFIN20091104_132142_000000412084_00024_40158_8439.N1	04-NOV-2009 13:21:42	Bright	41.000	160	23Gam Per	2.9300	4700.0	82	40158	No
137	GOM_NL__2PRFIN20091104_133818_000000412084_00024_40158_8440.N1	04-NOV-2009 13:38:18	Bright	40.500	36	50Alp UMa	1.8000	6300.0	81	40158	No
138	GOM_NL__2PRFIN20091104_133955_000000402084_00024_40158_8441.N1	04-NOV-2009 13:39:55	Bright	40.000	82	48Bet UMa	2.3650	10600.	80	40158	No
139	GOM_NL__2PRFIN20091104_134341_000000392084_00024_40158_8442.N1	04-NOV-2009 13:43:41	Bright	38.500	174	52Psi UMa	3.0040	4400.0	77	40158	No
140	GOM_NL__2PRFIN20091104_135118_000000392084_00024_40158_8443.N1	04-NOV-2009 13:51:18	Bright	38.500	96	68Del Leo	2.5600	9300.0	77	40158	No
141	GOM_NL__2PRFIN20091104_135241_000000582084_00024_40158_8444.N1	04-NOV-2009 13:52:41	Bright	57.500	51	41Gam1Leo	2.0100	4500.0	115	40158	No
142	GOM_NL__2PRFIN20091104_135603_000000622084_00024_40158_8445.N1	04-NOV-2009 13:56:03	Bright	61.500	22	32Alp Leo	1.3600	15200.	123	40158	No
143	GOM_NL__2PRFIN20091104_141413_000000522084_00025_40159_8440.N1	04-NOV-2009 14:14:13	Dark	52.000	65	Lam Vel	2.2040	4400.0	104	40159	No
144	GOM_NL__2PRFIN20091104_141637_000000512084_00025_40159_8441.N1	04-NOV-2009 14:16:37	Dark	50.500	46	Del Vel	1.9540	10600.	101	40159	No
145	GOM_NL__2PRFIN20091104_141808_000000532084_00025_40159_8442.N1	04-NOV-2009 14:18:08	Dark	53.000	70	Zet Pup	2.2460	39000.	106	40159	No
146	GOM_NL__2PRFIN20091104_142310_000000472084_00025_40159_8443.N1	04-NOV-2009 14:23:10	Dark	46.500	2	Alp Car	-0.73600	7000.0	93	40159	No
147	GOM_NL__2PRFIN20091104_142944_000000612084_00025_40159_8444.N1	04-NOV-2009 14:29:44	Dark	61.000	108	Alp Col	2.6520	15200.	122	40159	No
148	GOM_NL__2PRFIN20091104_144100_000000602084_00025_40159_8445.N1	04-NOV-2009 14:41:00	Straylight	60.000	165	34Gam Eri	2.9500	3200.0	120	40159	No
149	GOM_NL__2PRFIN20091104_144704_000000542084_00025_40159_8446.N1	04-NOV-2009 14:47:04	Tw_i_and_stray	54.000	94	92Alp Cet	2.5260	3100.0	108	40159	No
150	GOM_NL__2PRFIN20091104_145133_000000402084_00025_40159_8447.N1	04-NOV-2009 14:51:33	Bright	39.500	105	6Bet Ari	2.6450	8900.0	79	40159	No
151	GOM_NL__2PRFIN20091104_145552_000000392084_00025_40159_8448.N1	04-NOV-2009 14:55:52	Bright	39.000	173	4Bet Tri	3.0040	8900.0	78	40159	No
152	GOM_NL__2PRFIN20091104_145755_000000412084_00025_40159_8449.N1	04-NOV-2009 14:57:55	Bright	40.500	73	57Gam1And	2.2600	13100.	81	40159	No
153	GOM_NL__2PRFIN20091104_150054_000000512084_00025_40159_8450.N1	04-NOV-2009 15:00:54	Bright	51.000	149	45Eps Per	2.8880	30000.	102	40159	No
154	GOM_NL__2PRFIN20091104_150217_000000412084_00025_40159_8451.N1	04-NOV-2009 15:02:17	Bright	41.000	160	23Gam Per	2.9300	4700.0	82	40159	No
155	GOM_NL__2PRFIN20091104_151854_000000422084_00025_40159_8452.N1	04-NOV-2009 15:18:54	Bright	41.500	36	50Alp UMa	1.8000	6300.0	83	40159	No
156	GOM_NL__2PRFIN20091104_152031_000000382084_00025_40159_8453.N1	04-NOV-2009 15:20:31	Bright	37.500	82	48Bet UMa	2.3650	10600.	75	40159	No
157	GOM_NL__2PRFIN20091104_152416_000000392084_00025_40159_8454.N1	04-NOV-2009 15:24:16	Bright	38.500	174	52Psi UMa	3.0040	4400.0	77	40159	No
158	GOM_NL__2PRFIN20091104_153154_000000532084_00025_40159_8455.N1	04-NOV-2009 15:31:54	Bright	53.000	96	68Del Leo	2.5600	9300.0	106	40159	No
159	GOM_NL__2PRFIN20091104_153318_000000532084_00025_40159_8456.N1	04-NOV-2009 15:33:18	Bright	53.000	51	41Gam1Leo	2.0100	4500.0	106	40159	No
160	GOM_NL__2PRFIN20091104_153640_000000652084_00025_40159_8457.N1	04-NOV-2009 15:36:40	Bright	64.500	22	32Alp Leo	1.3600	15200.	129	40159	No

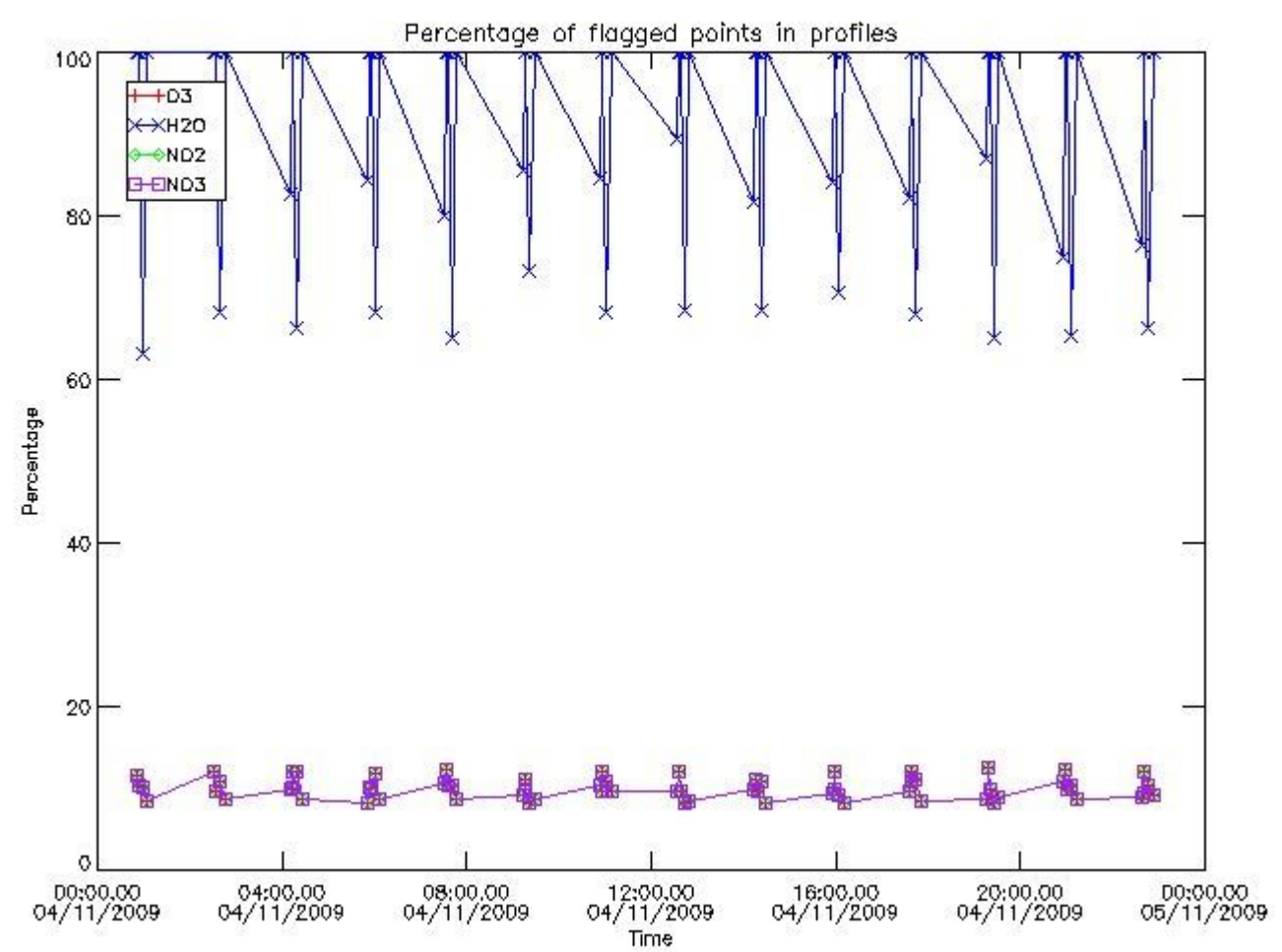
161	GOM_NL__2PRFIN20091104_155450_00000542084_00026_40160_8451.N1	04-NOV-2009 15:54:50	Dark	54.000	65	Lam Vel	2.2040	4400.0	108	40160	No
162	GOM_NL__2PRFIN20091104_155714_00000432084_00026_40160_8452.N1	04-NOV-2009 15:57:14	Dark	42.500	46	Del Vel	1.9540	10600.	85	40160	No
163	GOM_NL__2PRFIN20091104_155845_00000522084_00026_40160_8453.N1	04-NOV-2009 15:58:45	Dark	52.000	70	Zet Pup	2.2460	39000.	104	40160	No
164	GOM_NL__2PRFIN20091104_160347_00000552084_00026_40160_8454.N1	04-NOV-2009 16:03:47	Dark	55.000	2	Alp Car	-0.73600	7000.0	110	40160	No
165	GOM_NL__2PRFIN20091104_161021_00000612084_00026_40160_8455.N1	04-NOV-2009 16:10:21	Dark	61.000	108	Alp Col	2.6520	15200.	122	40160	No
166	GOM_NL__2PRFIN20091104_162137_00000602084_00026_40160_8456.N1	04-NOV-2009 16:21:37	Straylight	60.000	165	34Gam Eri	2.9500	3200.0	120	40160	No
167	GOM_NL__2PRFIN20091104_162740_00000542084_00026_40160_8457.N1	04-NOV-2009 16:27:40	Twilight_stray	53.500	94	92Alp Cet	2.5260	3100.0	107	40160	No
168	GOM_NL__2PRFIN20091104_163209_00000402084_00026_40160_8458.N1	04-NOV-2009 16:32:09	Bright	39.500	105	6Bet Ari	2.6450	8900.0	79	40160	No
169	GOM_NL__2PRFIN20091104_163628_00000562084_00026_40160_8459.N1	04-NOV-2009 16:36:28	Bright	56.000	173	4Bet Tri	3.0040	8900.0	112	40160	No
170	GOM_NL__2PRFIN20091104_163831_00000402084_00026_40160_8460.N1	04-NOV-2009 16:38:31	Bright	40.000	73	57Gam1And	2.2600	13100.	80	40160	No
171	GOM_NL__2PRFIN20091104_164129_00000502084_00026_40160_8461.N1	04-NOV-2009 16:41:29	Bright	49.500	149	45Eps Per	2.8880	30000.	99	40160	No
172	GOM_NL__2PRFIN20091104_165930_00000422084_00026_40160_8462.N1	04-NOV-2009 16:59:30	Bright	42.000	36	50Alp UMa	1.8000	6300.0	84	40160	No
173	GOM_NL__2PRFIN20091104_170107_00000412084_00026_40160_8463.N1	04-NOV-2009 17:01:07	Bright	40.500	82	48Bet UMa	2.3650	10600.	81	40160	No
174	GOM_NL__2PRFIN20091104_170453_00000392084_00026_40160_8464.N1	04-NOV-2009 17:04:53	Bright	39.000	174	52Psi UMa	3.0040	4400.0	78	40160	No
175	GOM_NL__2PRFIN20091104_171230_00000392084_00026_40160_8465.N1	04-NOV-2009 17:12:30	Bright	39.000	96	68Del Leo	2.5600	9300.0	78	40160	No
176	GOM_NL__2PRFIN20091104_171354_00000542084_00026_40160_8466.N1	04-NOV-2009 17:13:54	Bright	53.500	51	41Gam1Leo	2.0100	4500.0	107	40160	No
177	GOM_NL__2PRFIN20091104_171717_00000762084_00026_40160_8467.N1	04-NOV-2009 17:17:17	Bright	75.500	22	32Alp Leo	1.3600	15200.	151	40160	No
178	GOM_NL__2PRFIN20091104_173527_00000542084_00027_40161_8462.N1	04-NOV-2009 17:35:27	Dark	53.500	65	Lam Vel	2.2040	4400.0	107	40161	No
179	GOM_NL__2PRFIN20091104_173751_00000422084_00027_40161_8463.N1	04-NOV-2009 17:37:51	Dark	42.000	46	Del Vel	1.9540	10600.	84	40161	No
180	GOM_NL__2PRFIN20091104_173922_00000522084_00027_40161_8464.N1	04-NOV-2009 17:39:22	Dark	52.000	70	Zet Pup	2.2460	39000.	104	40161	No
181	GOM_NL__2PRFIN20091104_174424_00000512084_00027_40161_8465.N1	04-NOV-2009 17:44:24	Dark	50.500	2	Alp Car	-0.73600	7000.0	101	40161	No
182	GOM_NL__2PRFIN20091104_175058_00000602084_00027_40161_8466.N1	04-NOV-2009 17:50:58	Dark	60.000	108	Alp Col	2.6520	15200.	120	40161	No
183	GOM_NL__2PRFIN20091104_180213_00000602084_00027_40161_8467.N1	04-NOV-2009 18:02:13	Straylight	59.500	165	34Gam Eri	2.9500	3200.0	119	40161	No
184	GOM_NL__2PRFIN20091104_180815_00000522084_00027_40161_8468.N1	04-NOV-2009 18:08:15	Twilight_stray	52.000	94	92Alp Cet	2.5260	3100.0	104	40161	No
185	GOM_NL__2PRFIN20091104_181245_00000382084_00027_40161_8469.N1	04-NOV-2009 18:12:45	Bright	37.500	105	6Bet Ari	2.6450	8900.0	75	40161	No
186	GOM_NL__2PRFIN20091104_181703_00000382084_00027_40161_8470.N1	04-NOV-2009 18:17:03	Bright	38.000	173	4Bet Tri	3.0040	8900.0	76	40161	No
187	GOM_NL__2PRFIN20091104_181907_00000392084_00027_40161_8471.N1	04-NOV-2009 18:19:07	Bright	39.000	73	57Gam1And	2.2600	13100.	78	40161	No
188	GOM_NL__2PRFIN20091104_182204_00000482084_00027_40161_8472.N1	04-NOV-2009 18:22:04	Bright	47.500	149	45Eps Per	2.8880	30000.	95	40161	No
189	GOM_NL__2PRFIN20091104_184005_00000412084_00027_40161_8473.N1	04-NOV-2009 18:40:05	Bright	41.000	36	50Alp UMa	1.8000	6300.0	82	40161	No
190	GOM_NL__2PRFIN20091104_184142_00000412084_00027_40161_8474.N1	04-NOV-2009 18:41:42	Bright	40.500	82	48Bet UMa	2.3650	10600.	81	40161	No
191	GOM_NL__2PRFIN20091104_184528_00000572084_00027_40161_8475.N1	04-NOV-2009 18:45:28	Bright	57.000	174	52Psi UMa	3.0040	4400.0	114	40161	No
192	GOM_NL__2PRFIN20091104_185306_00000402084_00027_40161_8476.N1	04-NOV-2009 18:53:06	Bright	40.000	96	68Del Leo	2.5600	9300.0	80	40161	No
193	GOM_NL__2PRFIN20091104_185430_00000572084_00027_40161_8477.N1	04-NOV-2009 18:54:30	Bright	57.000	51	41Gam1Leo	2.0100	4500.0	114	40161	No
194	GOM_NL__2PRFIN20091104_185754_00000672084_00027_40161_8478.N1	04-NOV-2009 18:57:54	Twilight_stray	66.500	22	32Alp Leo	1.3600	15200.	133	40161	No
195	GOM_NL__2PRFIN20091104_191603_00000582084_00028_40162_8494.N1	04-NOV-2009 19:16:03	Dark	58.000	65	Lam Vel	2.2040	4400.0	116	40162	No
196	GOM_NL__2PRFIN20091104_191828_00000412084_00028_40162_8495.N1	04-NOV-2009 19:18:28	Dark	41.000	46	Del Vel	1.9540	10600.	82	40162	No
197	GOM_NL__2PRFIN20091104_192000_00000512084_00028_40162_8496.N1	04-NOV-2009 19:20:00	Dark	51.000	70	Zet Pup	2.2460	39000.	102	40162	No
198	GOM_NL__2PRFIN20091104_192501_00000622084_00028_40162_8497.N1	04-NOV-2009 19:25:01	Dark	61.500	2	Alp Car	-0.73600	7000.0	123	40162	No
199	GOM_NL__2PRFIN20091104_193135_00000582084_00028_40162_8498.N1	04-NOV-2009 19:31:35	Dark	57.500	108	Alp Col	2.6520	15200.	115	40162	No
200	GOM_NL__2PRFIN20091104_194248_00000602084_00028_40162_8499.N1	04-NOV-2009 19:42:48	Straylight	59.500	165	34Gam Eri	2.9500	3200.0	119	40162	No
201	GOM_NL__2PRFIN20091104_194851_00000542084_00028_40162_8500.N1	04-NOV-2009 19:48:51	Twilight_stray	53.500	94	92Alp Cet	2.5260	3100.0	107	40162	No
202	GOM_NL__2PRFIN20091104_195321_00000392084_00028_40162_8501.N1	04-NOV-2009 19:53:21	Bright	38.500	105	6Bet Ari	2.6450	8900.0	77	40162	No
203	GOM_NL__2PRFIN20091104_195739_00000392084_00028_40162_8502.N1	04-NOV-2009 19:57:39	Bright	38.500	173	4Bet Tri	3.0040	8900.0	77	40162	No
204	GOM_NL__2PRFIN20091104_195942_00000402084_00028_40162_8503.N1	04-NOV-2009 19:59:42	Bright	39.500	73	57Gam1And	2.2600	13100.	79	40162	No
205	GOM_NL__2PRFIN20091104_200239_00000642084_00028_40162_8504.N1	04-NOV-2009 20:02:39	Bright	64.000	149	45Eps Per	2.8880	30000.	128	40162	No
206	GOM_NL__2PRFIN20091104_202041_00000412084_00028_40162_8505.N1	04-NOV-2009 20:20:41	Bright	41.000	36	50Alp UMa	1.8000	6300.0	82	40162	No
207	GOM_NL__2PRFIN20091104_202218_00000422084_00028_40162_8506.N1	04-NOV-2009 20:22:18	Bright	42.000	82	48Bet UMa	2.3650	10600.	84	40162	No
208	GOM_NL__2PRFIN20091104_202605_00000402084_00028_40162_8507.N1	04-NOV-2009 20:26:05	Bright	39.500	174	52Psi UMa	3.0040	4400.0	79	40162	No
209	GOM_NL__2PRFIN20091104_203343_00000412084_00028_40162_8508.N1	04-NOV-2009 20:33:43	Bright	41.000	96	68Del Leo	2.5600	9300.0	82	40162	No
210	GOM_NL__2PRFIN20091104_203507_00000732084_00028_40162_8509.N1	04-NOV-2009 20:35:07	Bright	73.000	51	41Gam1Leo	2.0100	4500.0	146	40162	No
211	GOM_NL__2PRFIN20091104_203830_00000642084_00028_40162_8510.N1	04-NOV-2009 20:38:30	Twilight_stray	64.000	22	32Alp Leo	1.3600	15200.	128	40162	No
212	GOM_NL__2PRFIN20091104_205640_00000572084_00029_40163_8505.N1	04-NOV-2009 20:56:40	Dark	56.500	65	Lam Vel	2.2040	4400.0	113	40163	No
213	GOM_NL__2PRFIN20091104_205904_00000422084_00029_40163_8506.N1	04-NOV-2009 20:59:04	Dark	41.500	46	Del Vel	1.9540	10600.	83	40163	No
214	GOM_NL__2PRFIN20091104_210037_00000522084_00029_40163_8507.N1	04-NOV-2009 21:00:37	Dark	52.000	70	Zet Pup	2.2460	39000.	104	40163	No
215	GOM_NL__2PRFIN20091104_210537_00000492084_00029_40163_8508.N1	04-NOV-2009 21:05:37	Dark	49.000	2	Alp Car	-0.73600	7000.0	98	40163	No
216	GOM_NL__2PRFIN20091104_211212_00000582084_00029_40163_8509.N1	04-NOV-2009 21:12:12	Dark	58.000	108	Alp Col	2.6520	15200.	116	40163	No
217	GOM_NL__2PRFIN20091104_212324_00000582084_00029_40163_8510.N1	04-NOV-2009 21:23:24	Straylight	58.000	165	34Gam Eri	2.9500	3200.0	116	40163	No
218	GOM_NL__2PRFIN20091104_212927_00000522084_00029_40163_8511.N1	04-NOV-2009 21:29:27	Twilight_stray	51.500	94	92Alp Cet	2.5260	3100.0	103	40163	No
219	GOM_NL__2PRFIN20091104_213357_00000372084_00029_40163_8512.N1	04-NOV-2009 21:33:57	Bright	37.000	105	6Bet Ari	2.6450	8900.0	74	40163	No

220	GOM_NL__2PRFIN20091104_213815_000000372084_00029_40163_8513.N1	04-NOV-2009 21:38:15	Bright	37.000	173	4Bet Tri	3.0040	8900.0	74	40163	No
221	GOM_NL__2PRFIN20091104_214018_000000392084_00029_40163_8514.N1	04-NOV-2009 21:40:18	Bright	38.500	73	57Gam1And	2.2600	13100.	77	40163	No
222	GOM_NL__2PRFIN20091104_214314_000000502084_00029_40163_8515.N1	04-NOV-2009 21:43:14	Bright	50.000	149	45Eps Per	2.8880	30000.	100	40163	No
223	GOM_NL__2PRFIN20091104_220117_000000412084_00029_40163_8516.N1	04-NOV-2009 22:01:17	Bright	40.500	36	50Alp UMa	1.8000	6300.0	81	40163	No
224	GOM_NL__2PRFIN20091104_220254_000000402084_00029_40163_8517.N1	04-NOV-2009 22:02:54	Bright	39.500	82	48Bet UMa	2.3650	10600.	79	40163	No
225	GOM_NL__2PRFIN20091104_220640_000000432084_00029_40163_8518.N1	04-NOV-2009 22:06:40	Bright	42.500	174	52Psi UMa	3.0040	4400.0	85	40163	No
226	GOM_NL__2PRFIN20091104_221419_000000402084_00029_40163_8519.N1	04-NOV-2009 22:14:19	Bright	40.000	96	68Del Leo	2.5600	9300.0	80	40163	No
227	GOM_NL__2PRFIN20091104_221543_000000532084_00029_40163_8520.N1	04-NOV-2009 22:15:43	Bright	53.000	51	41Gam1Leo	2.0100	4500.0	106	40163	No
228	GOM_NL__2PRFIN20091104_221907_000000662084_00029_40163_8521.N1	04-NOV-2009 22:19:07	Twilight	65.500	22	32Alp Leo	1.3600	15200.	131	40163	No
229	GOM_NL__2PRFIN20091104_223717_000000582084_00030_40164_8516.N1	04-NOV-2009 22:37:17	Dark	57.500	65	Lam Vel	2.2040	4400.0	115	40164	No
230	GOM_NL__2PRFIN20091104_223941_000000432084_00030_40164_8517.N1	04-NOV-2009 22:39:41	Dark	42.500	46	Del Vel	1.9540	10600.	85	40164	No
231	GOM_NL__2PRFIN20091104_224114_000000542084_00030_40164_8518.N1	04-NOV-2009 22:41:14	Dark	54.000	70	Zet Pup	2.2460	39000.	108	40164	No
232	GOM_NL__2PRFIN20091104_224614_000000502084_00030_40164_8519.N1	04-NOV-2009 22:46:14	Dark	49.500	2	Alp Car	-0.73600	7000.0	99	40164	No
233	GOM_NL__2PRFIN20091104_225249_000000612084_00030_40164_8520.N1	04-NOV-2009 22:52:49	Dark	61.000	108	Alp Col	2.6520	15200.	122	40164	No
234	GOM_NL__2PRFIN20091104_230400_000000602084_00030_40164_8521.N1	04-NOV-2009 23:04:00	Straylight	60.000	165	34Gam Eri	2.9500	3200.0	120	40164	No
235	GOM_NL__2PRFIN20091104_231003_000000512084_00030_40164_8522.N1	04-NOV-2009 23:10:03	Twilight	51.000	94	92Alp Cet	2.5260	3100.0	102	40164	No
236	GOM_NL__2PRFIN20091104_231433_000000382084_00030_40164_8523.N1	04-NOV-2009 23:14:33	Bright	38.000	105	6Bet Ari	2.6450	8900.0	76	40164	No
237	GOM_NL__2PRFIN20091104_231851_000000382084_00030_40164_8524.N1	04-NOV-2009 23:18:51	Bright	37.500	173	4Bet Tri	3.0040	8900.0	75	40164	No
238	GOM_NL__2PRFIN20091104_232054_000000412084_00030_40164_8525.N1	04-NOV-2009 23:20:54	Bright	41.000	73	57Gam1And	2.2600	13100.	82	40164	No
239	GOM_NL__2PRFIN20091104_232349_000000502084_00030_40164_8526.N1	04-NOV-2009 23:23:49	Bright	50.000	149	45Eps Per	2.8880	30000.	100	40164	No
240	GOM_NL__2PRFIN20091104_234153_000000412084_00030_40164_8527.N1	04-NOV-2009 23:41:53	Bright	40.500	36	50Alp UMa	1.8000	6300.0	81	40164	No
241	GOM_NL__2PRFIN20091104_234330_000000572084_00030_40164_8528.N1	04-NOV-2009 23:43:30	Bright	57.000	82	48Bet UMa	2.3650	10600.	114	40164	No
242	GOM_NL__2PRFIN20091104_234716_000000382084_00030_40164_8529.N1	04-NOV-2009 23:47:16	Bright	38.000	174	52Psi UMa	3.0040	4400.0	76	40164	No
243	GOM_NL__2PRFIN20091104_235455_000000422084_00030_40164_8530.N1	04-NOV-2009 23:54:55	Bright	41.500	96	68Del Leo	2.5600	9300.0	83	40164	No
244	GOM_NL__2PRFIN20091104_235619_000000732084_00030_40164_8531.N1	04-NOV-2009 23:56:19	Bright	73.000	51	41Gam1Leo	2.0100	4500.0	146	40164	No
245	GOM_NL__2PRFIN20091104_235943_000000642084_00030_40164_8532.N1	04-NOV-2009 23:59:43	Twilight	63.500	22	32Alp Leo	1.3600	15200.	127	40164	No

3. Quality information per product

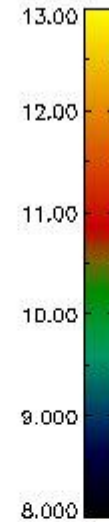
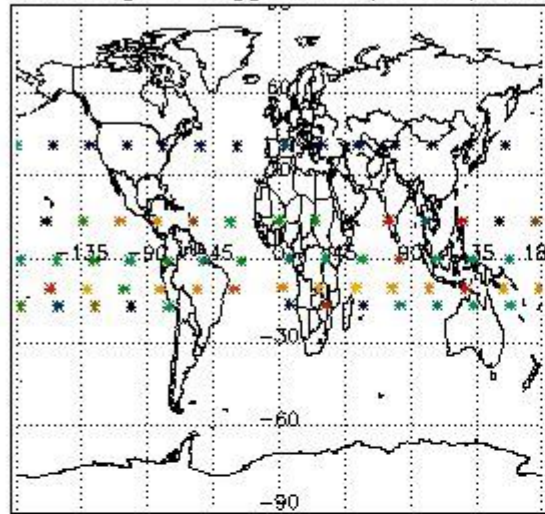
In this section it is plotted some information contained in the Quality Summary data set of the level 2 products. Only products in dark limb conditions and without errors (error flag in the MPH set to "0") are used.

3.1 Plot quality information per product (time dependant)

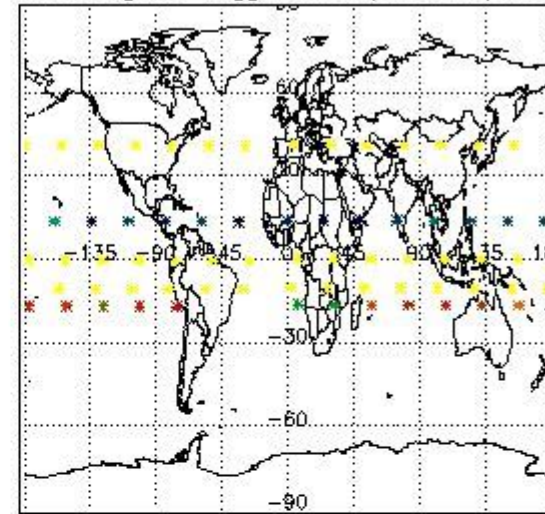


3.2 Plot quality information per product (world map)

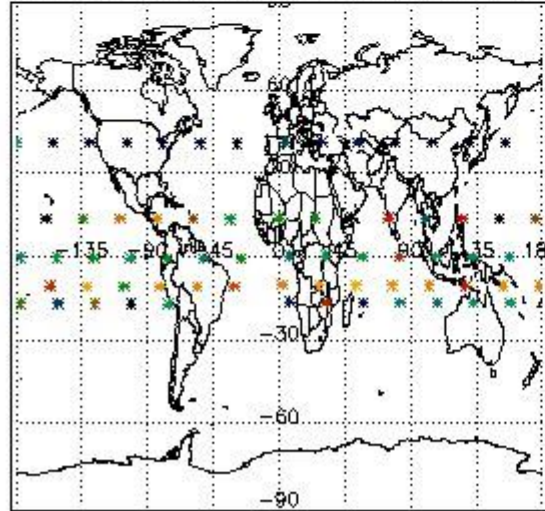
Percentage of flagged data per O3 profile



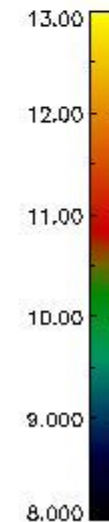
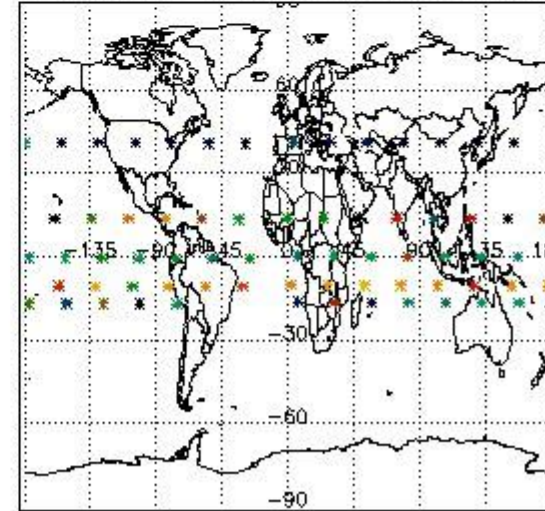
Percentage of flagged data per H2O profile



Percentage of flagged data per NO2 profile



Percentage of flagged data per NO3 profile

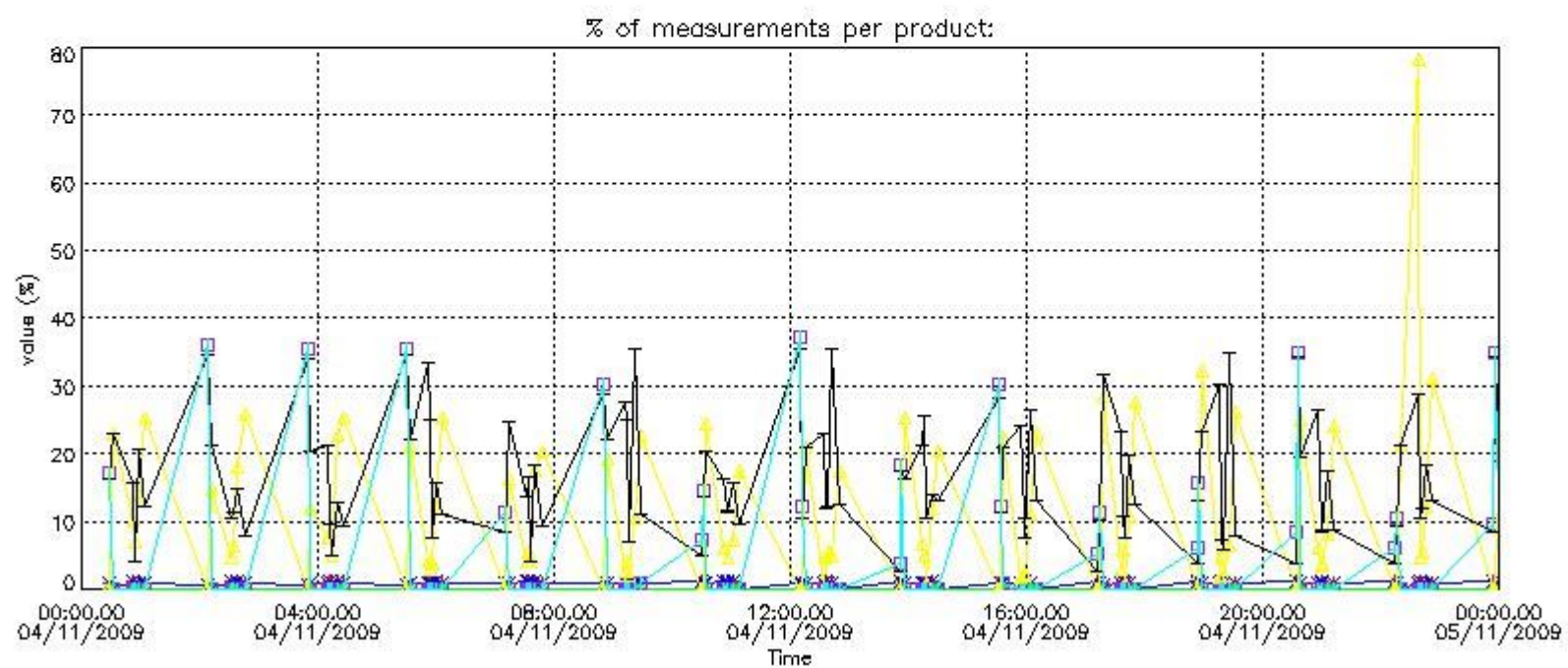


4. Level 1 quality information per product

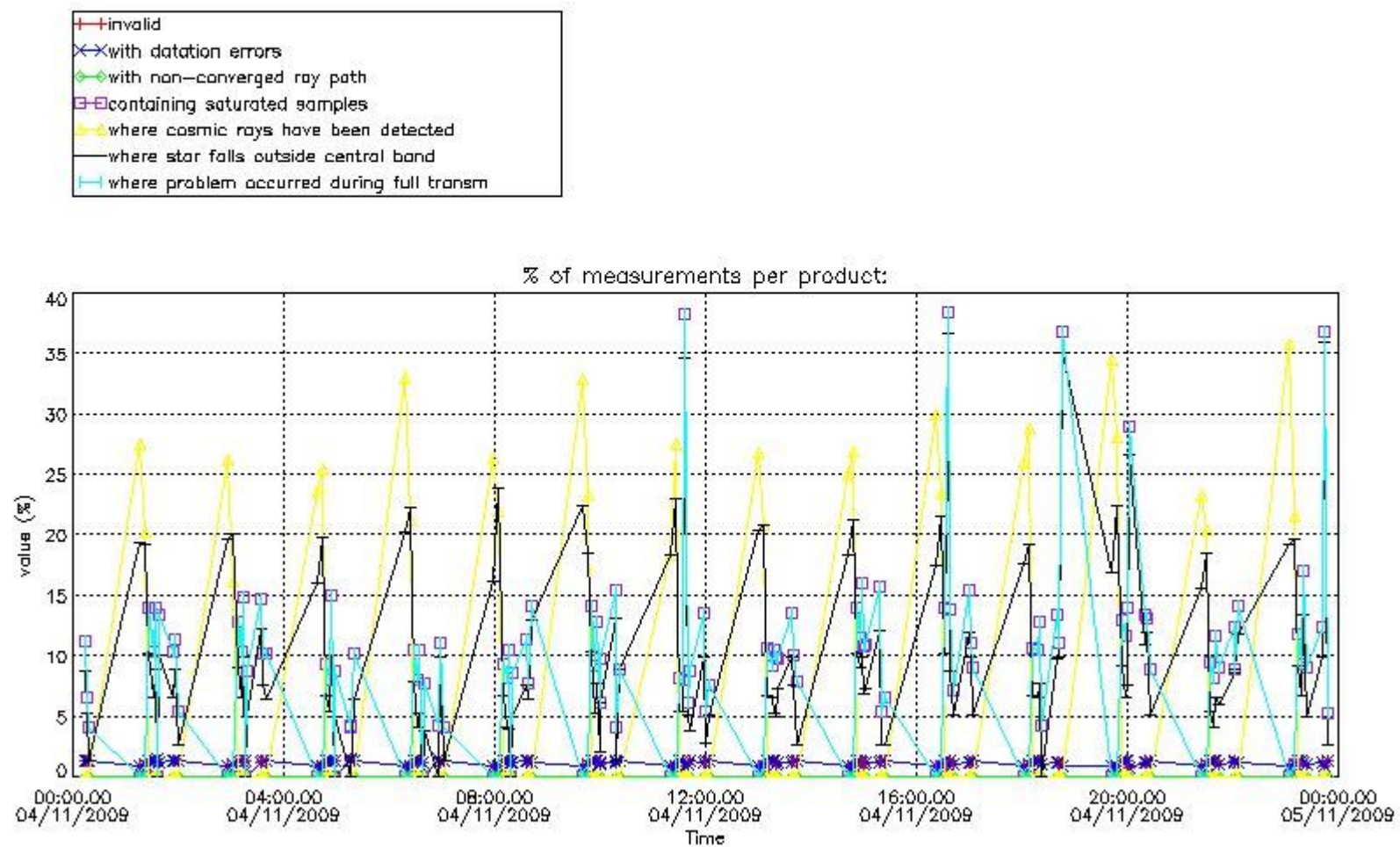
In this section it is plotted some information contained in the Quality Summary data set of the level 2 products that comes from the level 1b processing. Products without errors (error flag in the MPH set to "0") are used.

4.1 Plot quality information per product (time dependant) coming from level 1b processing

4.1.1 Plot level 1 quality information per product (time dependant): ENVISAT ASCENDING passes



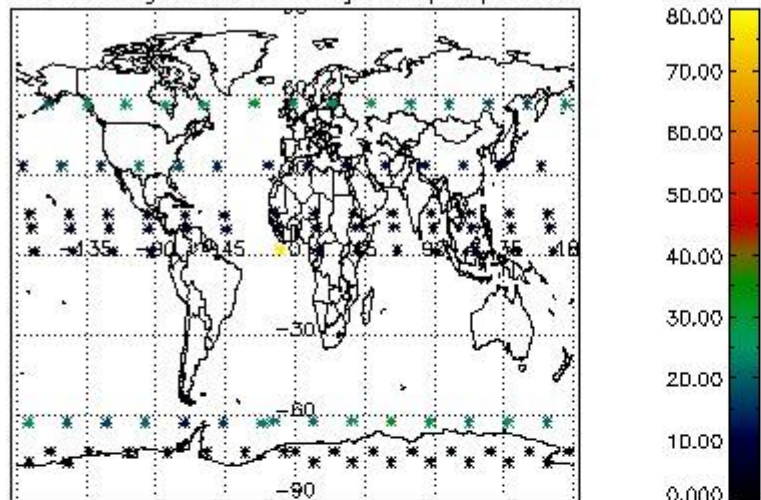
4.1.2 Plot level 1 quality information per product (time dependant): ENVI SAT DESCENDING passes



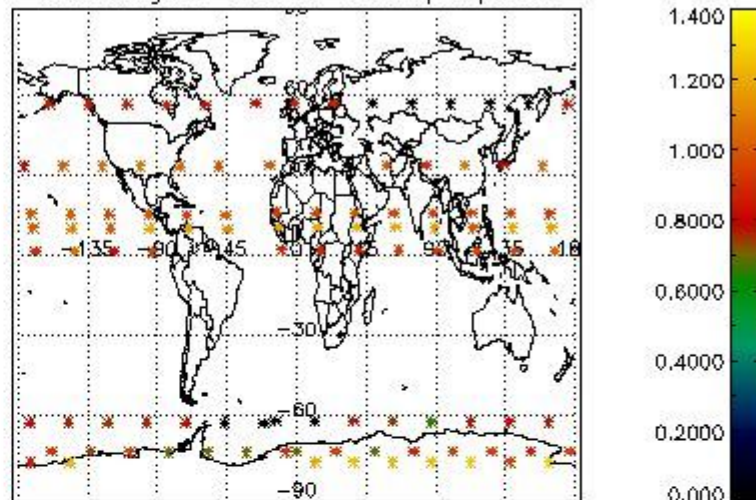
4.2 Plot quality information per product coming from level 1b processing (world map)

4.2.1 Plot level 1 quality information per product (world map): ENVISAT ASCENDING passes

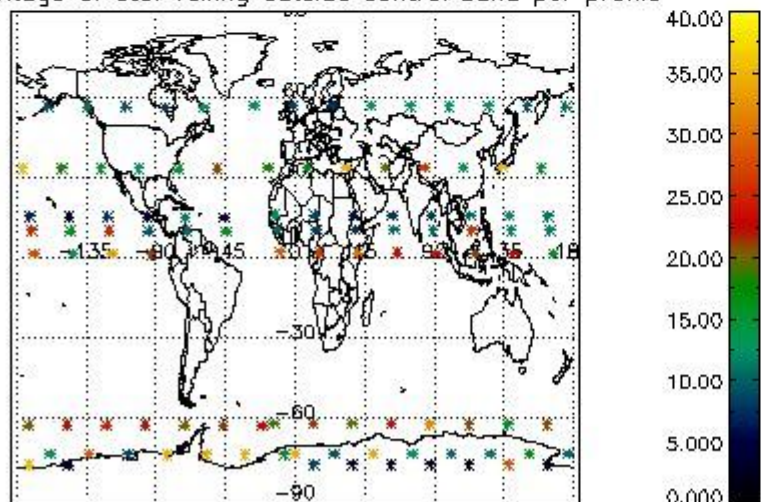
Percentage of cosmic ray hits per profile



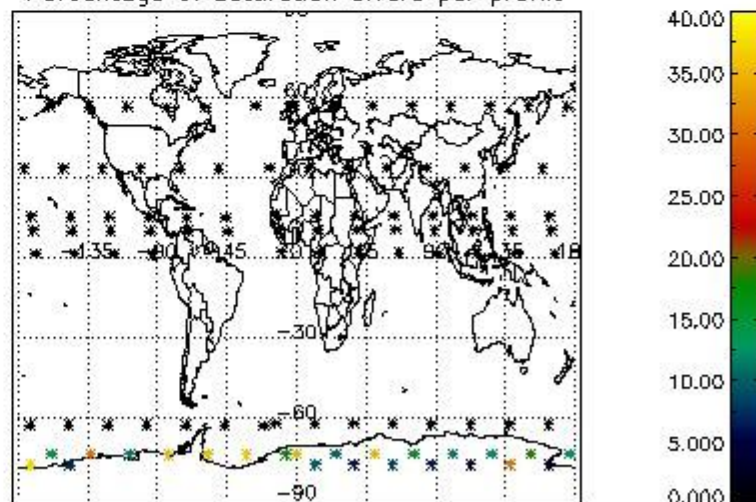
Percentage of datation errors per profile



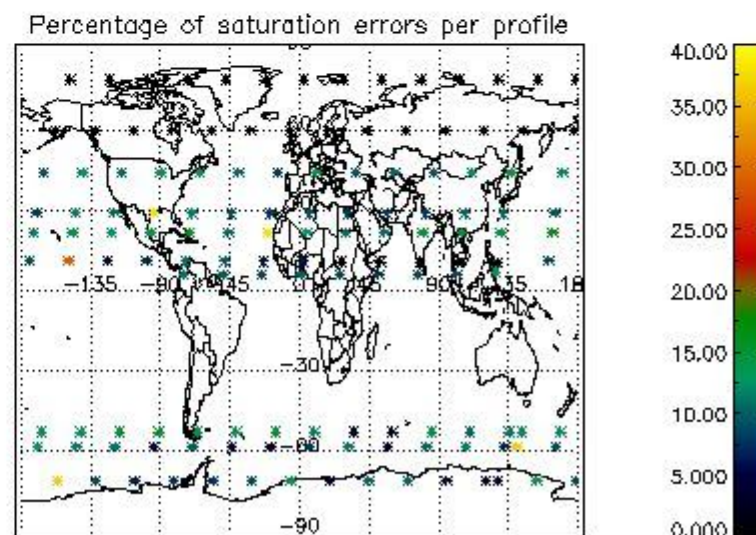
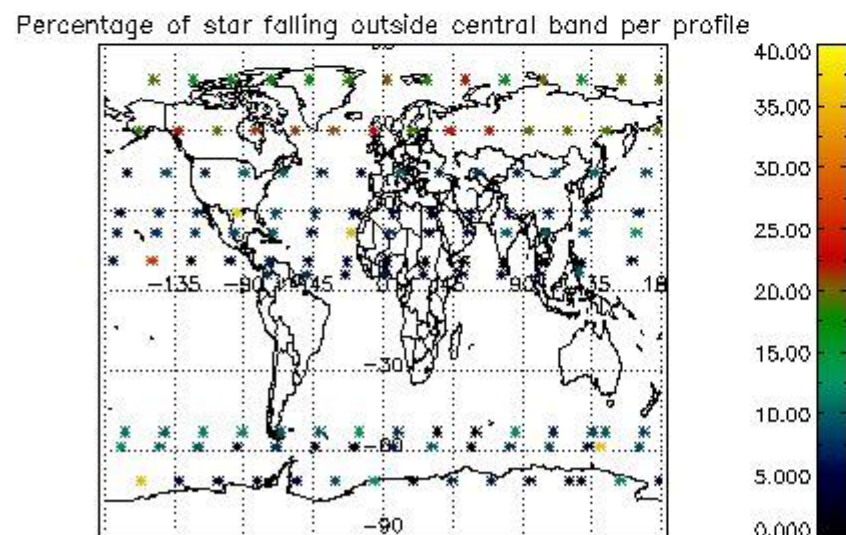
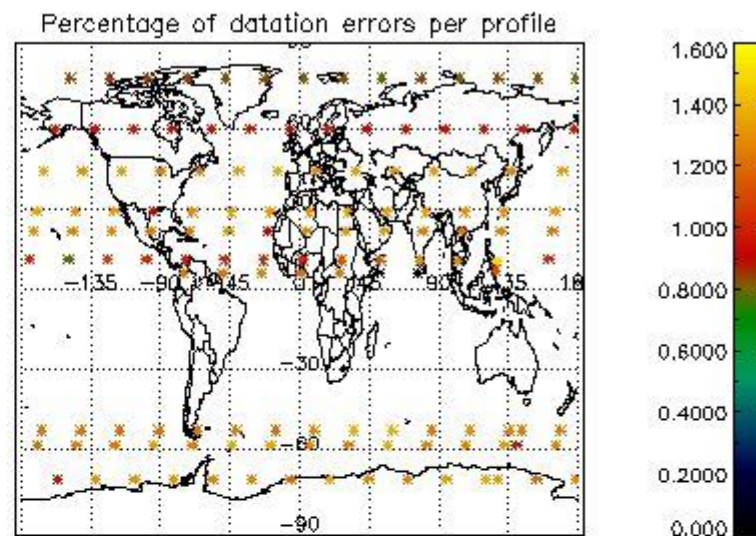
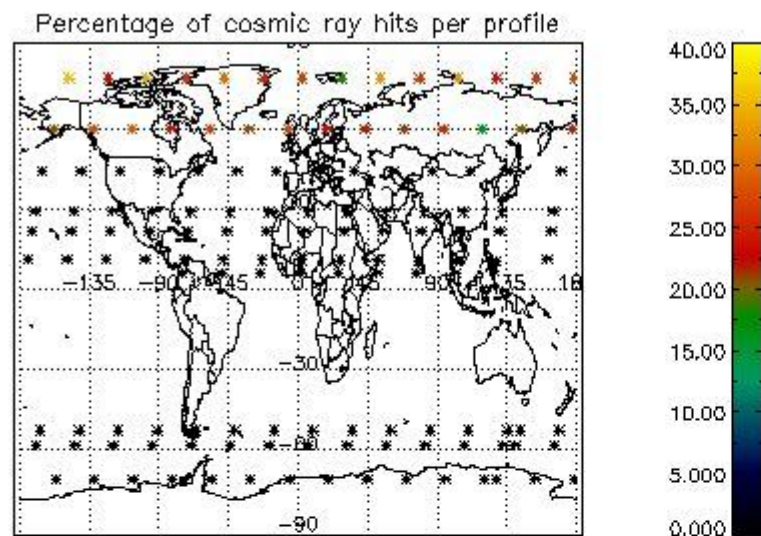
Percentage of star falling outside central band per profile



Percentage of saturation errors per profile



4.2.2 Plot level 1 quality information per product (world map): ENVISAT DESCENDING passes



5. Trace gas profiles

5.1 Ozone statistics based on quality of products

The final quality of the products can be "measured" using the STD (Standard Deviation) attached to every point profile. This information is written to the parameter GOM_NL__2P/NL_LOCAL_SPECIES_DENSITY/o3_std of the level 2 products. The table below shows the statistics for given STD ranges.

The statistics are given with respect to the overall valid production:

- Products without fatal errors: GOM_NL__2P/MPH/PRODUCT_ERR=0
- Valid point profile: GOM_NL__2P/NL_LOCAL_SPECIES_DENSITY/pcd(0)=0

The 'Criteria' is applied to valid points of dark limb products:

- Products in dark limb illumination condition: GOM_NL__2P/NL_SUMMARY_QUALITY/obs_ill_cond=0
- Products without fatal errors: GOM_NL__2P/MPH/PRODUCT_ERR=0
- Valid point profile: GOM_NL__2P/NL_LOCAL_SPECIES_DENSITY/pcd(0)=0

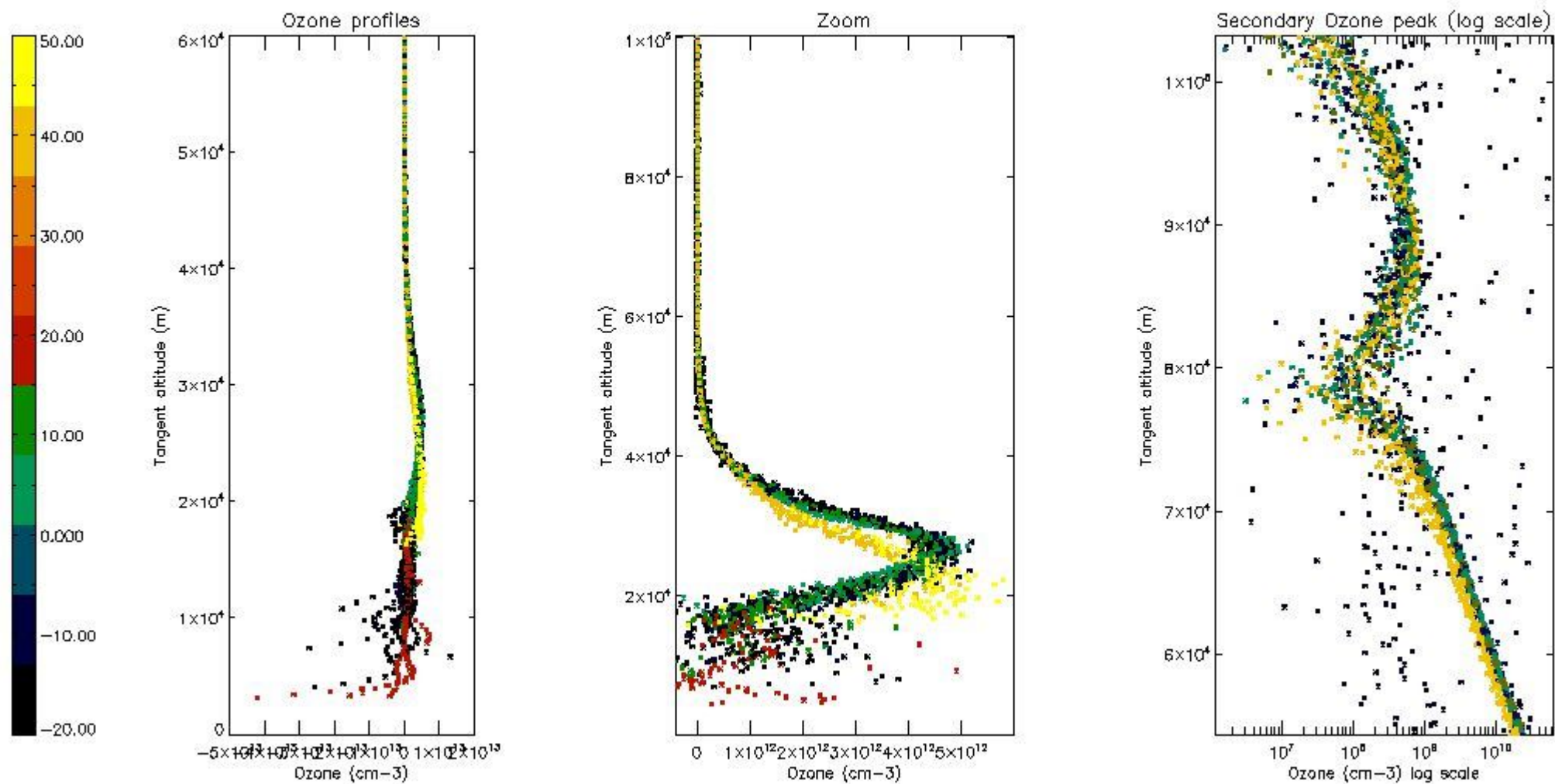
So, the table below shows the percentage of dark limb and valid observations for each criteria with respect to the overall valid daily observations.

Criteria	% of total production
All STD	31
STD < 20	18

STD < 10	15
STD < 5	11

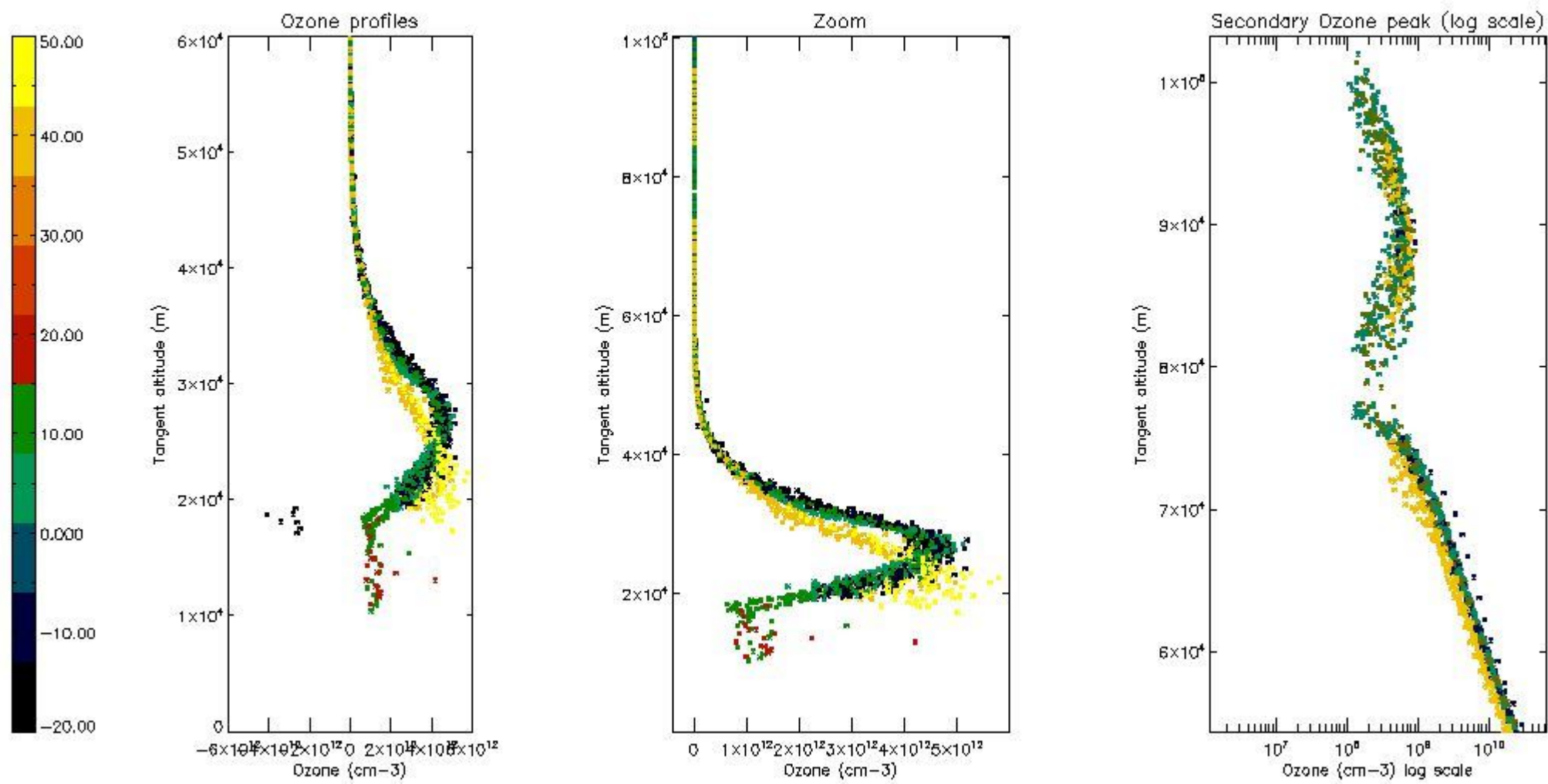
5.2 Plot ozone profiles for all STD (dark without errors)

The colorbar represents the latitude.



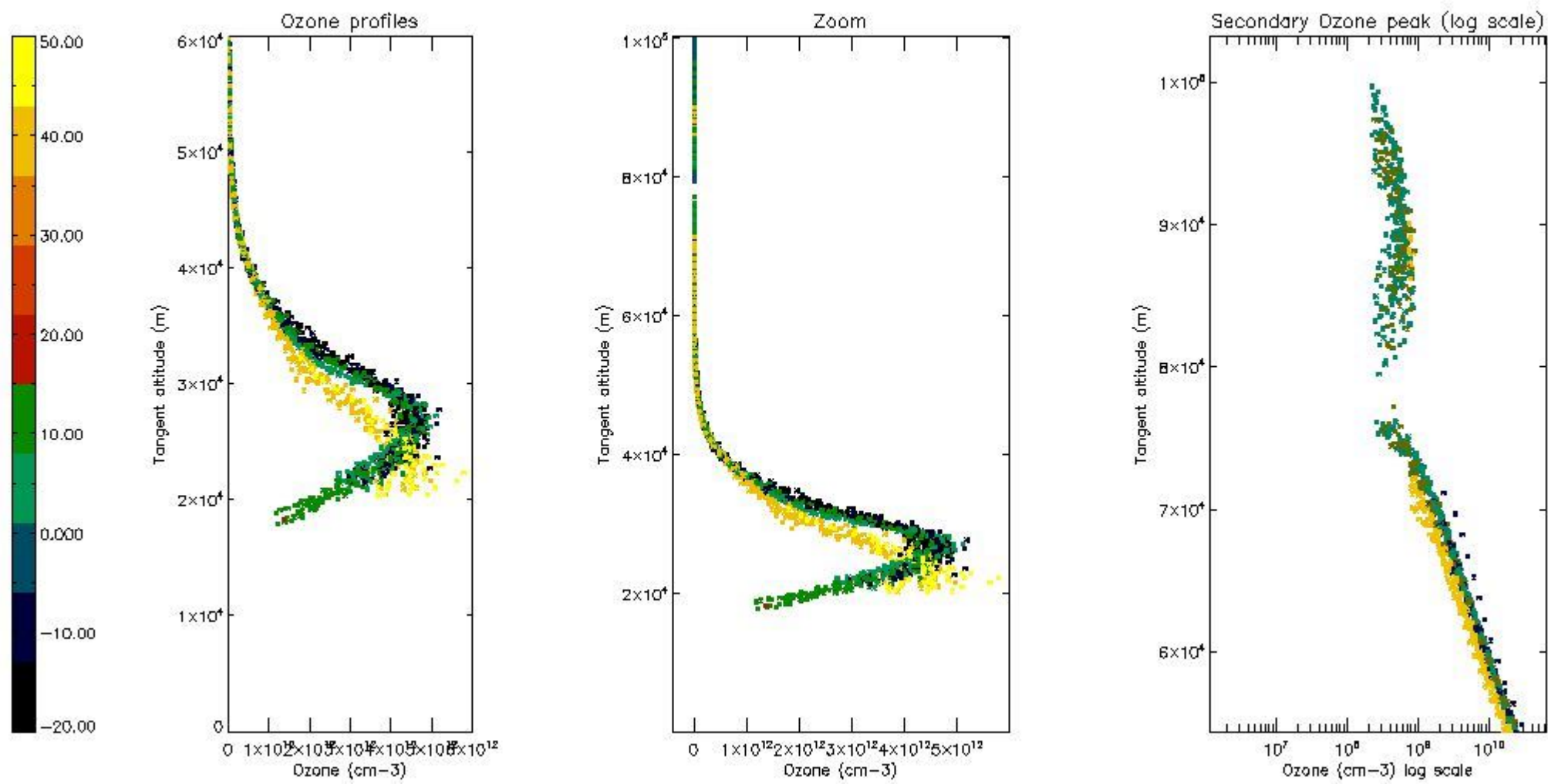
5.3 Plot ozone profiles where STD < 20% (dark without errors)

The colorbar represents the latitude.



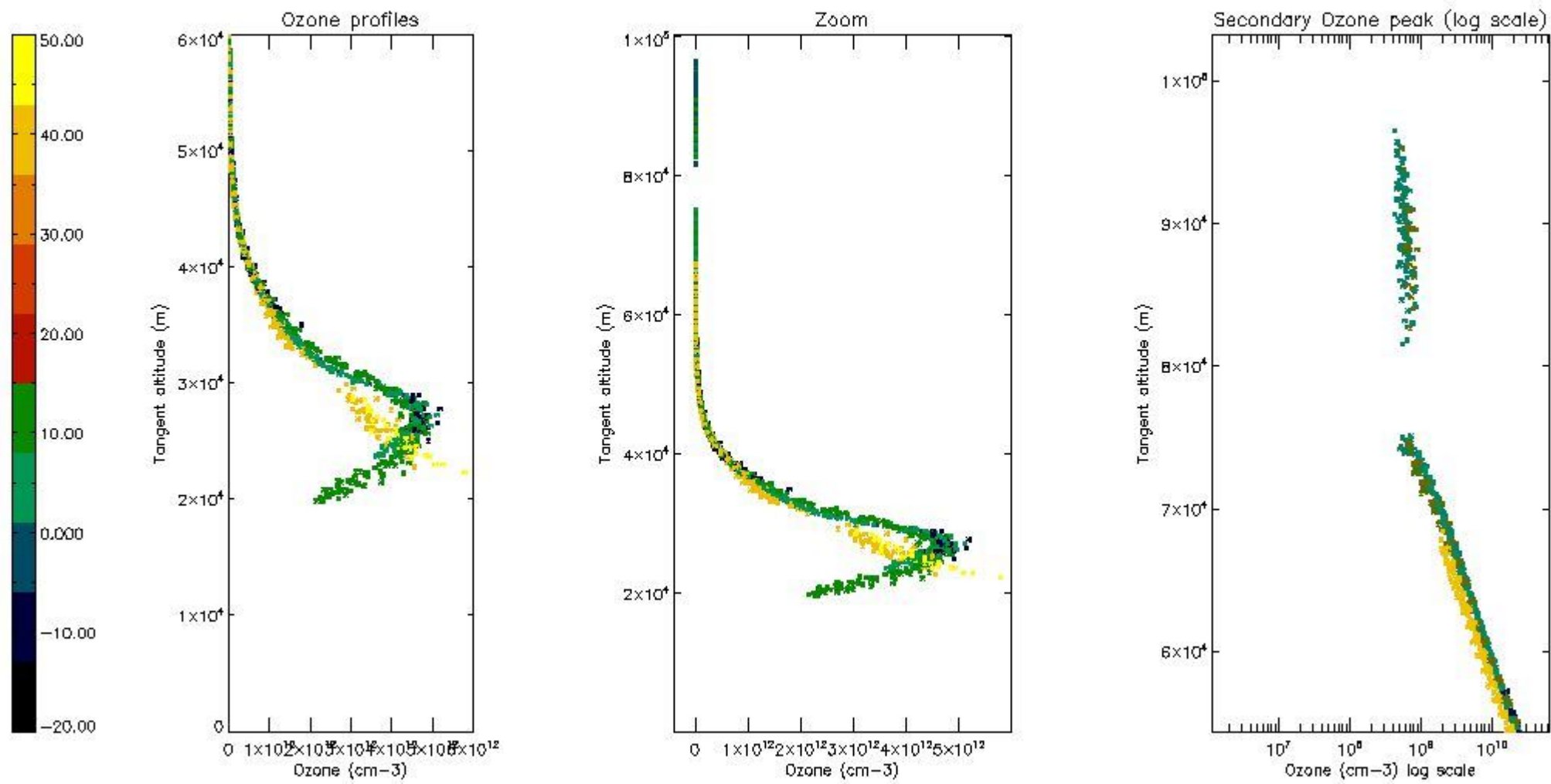
5.4 Plot ozone profiles where STD < 10% (dark without errors)

The colorbar represents the latitude.



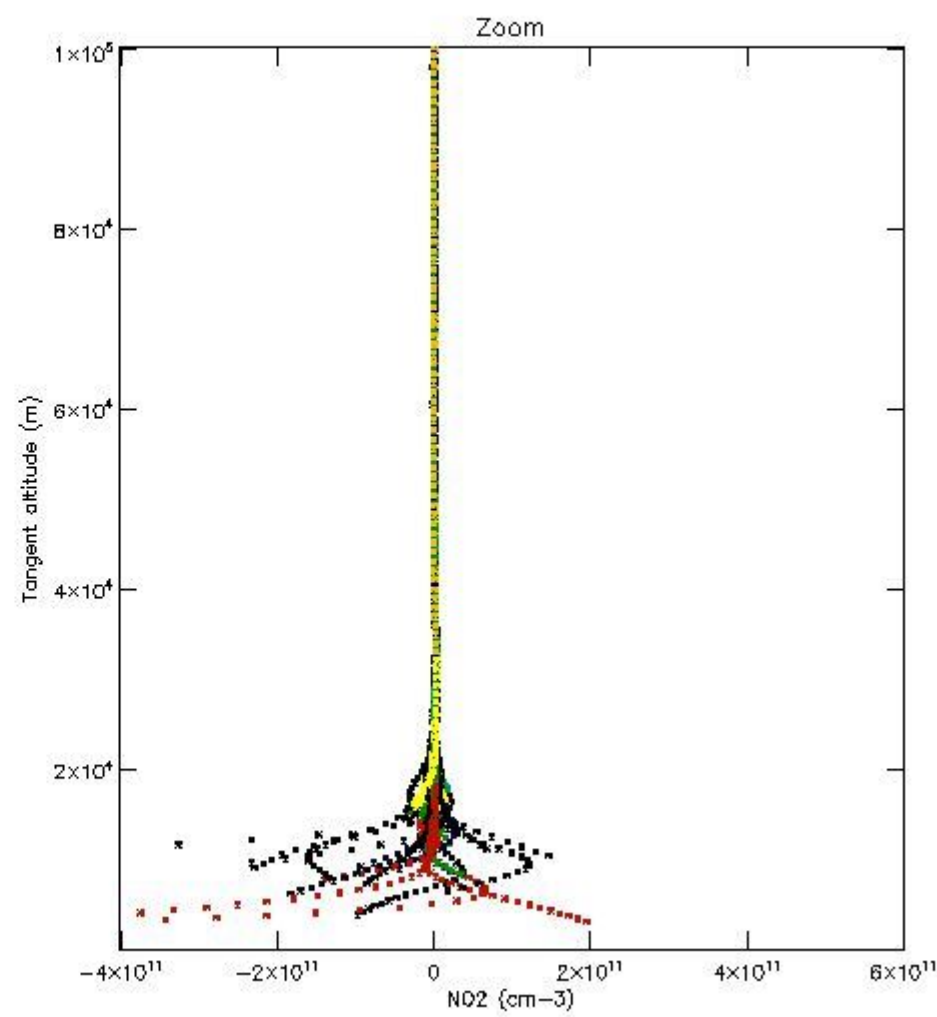
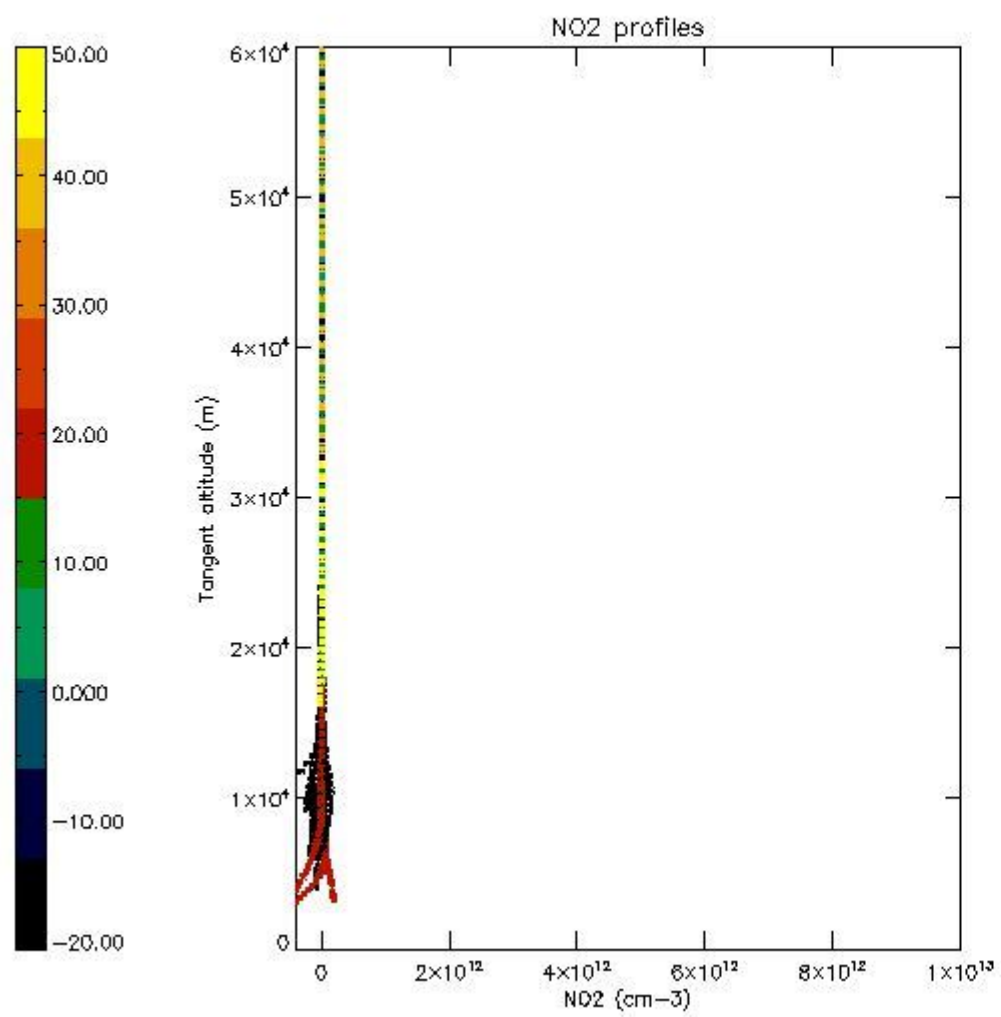
5.5 Plot ozone profiles where STD < 5% (dark without errors)

The colorbar represents the latitude.



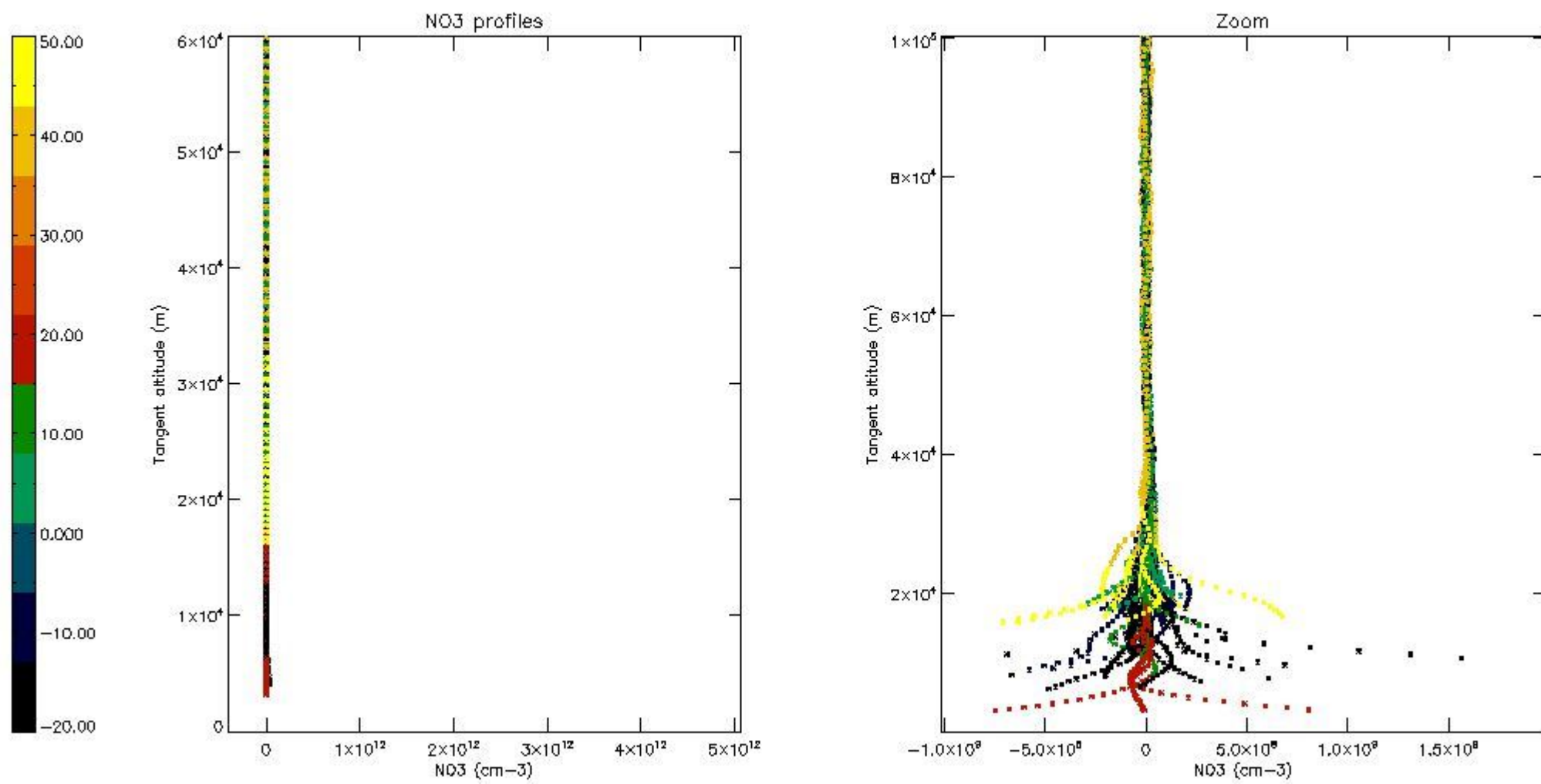
5.6 Plot NO₂ profiles for all STD (dark without errors)

The colorbar represents the latitude.



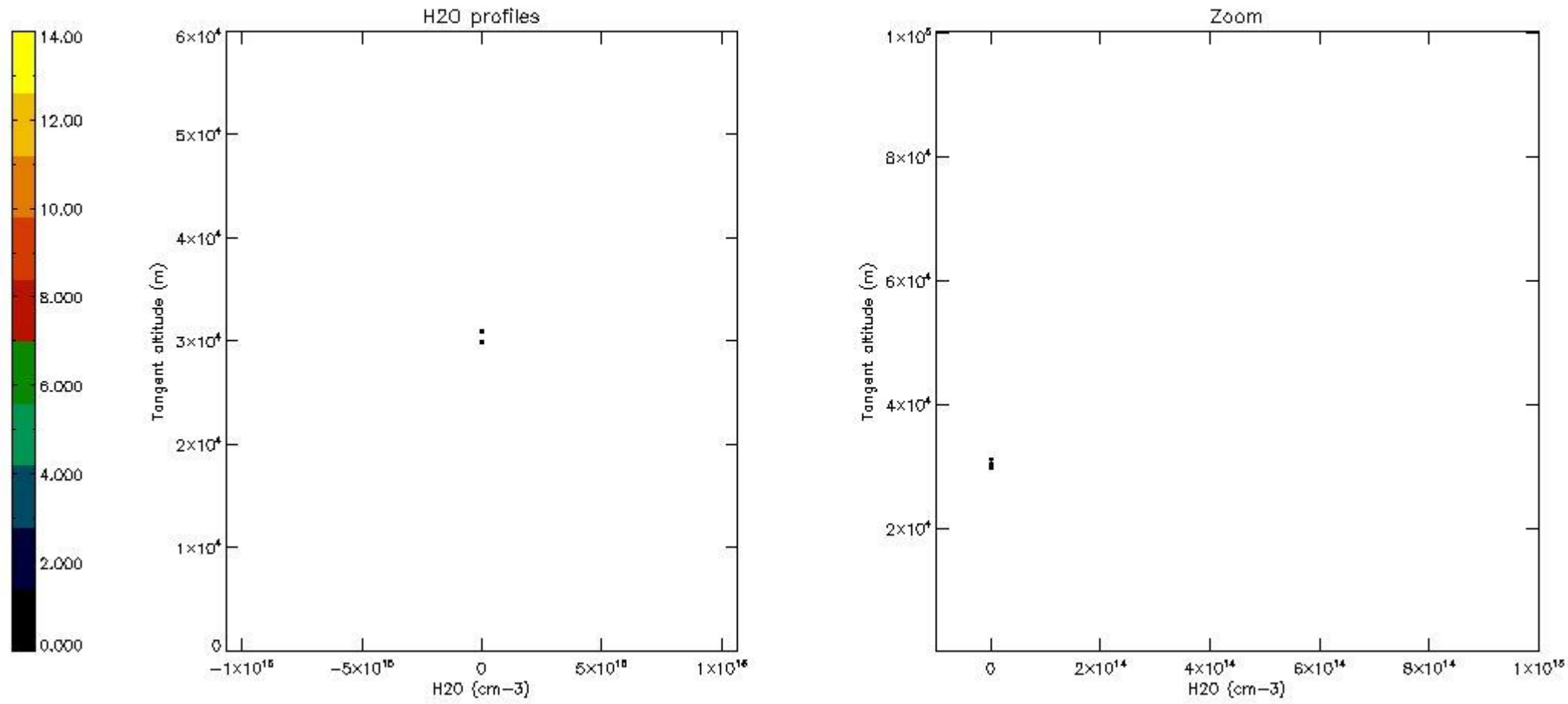
5.7 Plot NO3 profiles for all STD (dark without errors)

The colorbar represents the latitude.



5.8 Plot H2O profiles for all STD (only for occultations of stars 1,2,3,4,13,14,16,26,63 dark without errors)

The colorbar represents the latitude.



6. Auxiliary Data Files used for the production reported in section 2

The number reported in the third column indicates since which file (see list in section 2) the corresponding auxiliary file has been used. The fourth column is the date of those product files.

Type	Auxiliary Filename	Used since product	Used since product date
INST_PHYS_CHARACTERISTICS	GOM_INS_AXVIEC20091111_143220_20030716_120000_20500101_000000	1	04-NOV-2009 00:13:32
LEVEL-2_PROC_CONFIG	GOM_PR2_AXVIEC20091111_152718_20020301_000000_20500101_000000	1	04-NOV-2009 00:13:32
CROSS_SECTIONS_FILE	GOM_CRS_AXVIEC20091111_154832_20020301_000000_20500101_000000	1	04-NOV-2009 00:13:32

GOMOS Level 2 Daily Report

SUMMARY

[1. General Info](#)

[2. Summary of processed GOM_NL_2P products](#)

[3. Level 2 Quality information per product](#)

[3.1 Plot of level 2 quality information per product \(time dependant\)](#)

[3.2 Plot of level 2 quality information per product \(world map\)](#)

[4. Level 1 Quality information per product \(stored on level 2 products\)](#)

[4.1 Plot of level 1 quality information per product \(time dependant\)](#)

[4.1.1 Plot of level 1 quality information per product \(time dependant\): ASCENDING](#)

[4.1.2 Plot of level 1 quality information per product \(time dependant\): DESCENDING](#)

[4.2 Plot of level 1 quality information per product \(world map\)](#)

[4.2.1 Plot of level 1 quality information per product \(world map\): ASCENDING](#)

[4.2.2 Plot of level 1 quality information per product \(world map\): DESCENDING](#)

[5. Ozone profiles based on quality statistics and other trace gas profiles](#)

[5.1 Ozone statistics based on quality of products](#)

[5.2 Plot ozone profiles for all STD \(dark without errors\)](#)

[5.3 Plot ozone profiles where STD < 20% \(dark without errors\)](#)

[5.4. Plot ozone profiles where STD < 10% \(dark without errors\)](#)

[5.5. Plot ozone profiles where STD < 5% \(dark without errors\)](#)

[5.6 Plot NO2 profiles for all STD \(dark without errors\)](#)

[5.7 Plot NO3 profiles for all STD \(dark without errors\)](#)

[5.8 Plot H2O profiles \(only for occultations of stars 1,2,3,4,13,14,16,26,63 dark without errors\) for all STD](#)

[6. Auxiliary Data Files used for the production reported in section 2](#)

This report presents the daily analysis on parameters extracted from GOMOS level 2 data (GOM_NL__2P). It is intended to monitor some important parameters that will impact the quality of these products. A list of level 2 products (and content) that have arrived during the reporting day to the PCF is also given.

Item	Value
Time of report generation	26APR2013 13:39:14
Data source version	GOMOS/6.01
Start time of products	04-11-2009 (04NOV2009 00:00:00)
Stop time of products	05-11-2009 (05NOV2009 00:00:00)
Store outputs in DB	Yes
Nb of level 2 prods	245
Nb of prods with errors	0

2. Summary of processed GOM_NL__2P products.

Nr	Filename	UTC Start time	Limb	Duration	Star Id	Star Name	Star Mag	Star Temp	Nb Meas	Orbit	Prod. error
1	GOM_NL__2PRFIN20091104_001332_000000402084_00016_40150_8317.N1	04-NOV-2009 00:13:32	Bright	40.000	36	50Alp UMa	1.8000	6300.0	80	40150	No
2	GOM_NL__2PRFIN20091104_001509_000000382084_00016_40150_8318.N1	04-NOV-2009 00:15:09	Bright	38.000	82	48Bet UMa	2.3650	10600.	76	40150	No
3	GOM_NL__2PRFIN20091104_001853_000000372084_00016_40150_8319.N1	04-NOV-2009 00:18:53	Bright	37.000	174	52Psi UMa	3.0040	4400.0	74	40150	No
4	GOM_NL__2PRFIN20091104_002750_000000562084_00016_40150_8320.N1	04-NOV-2009 00:27:50	Bright	55.500	51	41Gam1Leo	2.0100	4500.0	111	40150	No
5	GOM_NL__2PRFIN20091104_003110_000000652084_00016_40150_8321.N1	04-NOV-2009 00:31:10	Bright	65.000	22	32Alp Leo	1.3600	15200.	130	40150	No
6	GOM_NL__2PRFIN20091104_005145_000000452084_00017_40151_8316.N1	04-NOV-2009 00:51:45	Dark	44.500	46	Del Vel	1.9540	10600.	89	40151	No
7	GOM_NL__2PRFIN20091104_005311_000000502084_00017_40151_8317.N1	04-NOV-2009 00:53:11	Dark	49.500	70	Zet Pup	2.2460	39000.	99	40151	No
8	GOM_NL__2PRFIN20091104_005817_000000512084_00017_40151_8318.N1	04-NOV-2009 00:58:17	Dark	50.500	2	Alp Car	-0.73600	7000.0	101	40151	No
9	GOM_NL__2PRFIN20091104_010450_000000612084_00017_40151_8319.N1	04-NOV-2009 01:04:50	Dark	61.000	108	Alp Col	2.6520	15200.	122	40151	No
10	GOM_NL__2PRFIN20091104_011613_000000622084_00017_40151_8320.N1	04-NOV-2009 01:16:13	Straylight	62.000	165	34Gam Eri	2.9500	3200.0	124	40151	No
11	GOM_NL__2PRFIN20091104_012218_000000522084_00017_40151_8321.N1	04-NOV-2009 01:22:18	Twilight_stray	52.000	94	92Alp Cet	2.5260	3100.0	104	40151	No
12	GOM_NL__2PRFIN20091104_012647_000000402084_00017_40151_8322.N1	04-NOV-2009 01:26:47	Bright	39.500	105	6Bet Ari	2.6450	8900.0	79	40151	No
13	GOM_NL__2PRFIN20091104_013107_000000392084_00017_40151_8323.N1	04-NOV-2009 01:31:07	Bright	38.500	173	4Bet Tri	3.0040	8900.0	77	40151	No
14	GOM_NL__2PRFIN20091104_013309_000000402084_00017_40151_8324.N1	04-NOV-2009 01:33:09	Bright	39.500	73	57Gam1And	2.2600	13100.	79	40151	No
15	GOM_NL__2PRFIN20091104_013614_000000332084_00017_40151_8325.N1	04-NOV-2009 01:36:14	Twilight_stray	33.000	149	45Eps Per	2.8880	30000.	66	40151	No
16	GOM_NL__2PRFIN20091104_013714_000000452084_00017_40151_8326.N1	04-NOV-2009 01:37:14	Bright	45.000	35	33Alp Per	1.7950	6250.0	90	40151	No
17	GOM_NL__2PRFIN20091104_015407_000000392084_00017_40151_8327.N1	04-NOV-2009 01:54:07	Bright	38.500	36	50Alp UMa	1.8000	6300.0	77	40151	No
18	GOM_NL__2PRFIN20091104_015544_000000402084_00017_40151_8328.N1	04-NOV-2009 01:55:44	Bright	39.500	82	48Bet UMa	2.3650	10600.	79	40151	No
19	GOM_NL__2PRFIN20091104_015929_000000382084_00017_40151_8329.N1	04-NOV-2009 01:59:29	Bright	37.500	174	52Psi UMa	3.0040	4400.0	75	40151	No
20	GOM_NL__2PRFIN20091104_020826_000000722084_00017_40151_8330.N1	04-NOV-2009 02:08:26	Bright	72.000	51	41Gam1Leo	2.0100	4500.0	144	40151	No
21	GOM_NL__2PRFIN20091104_021147_000000642084_00017_40151_8331.N1	04-NOV-2009 02:11:47	Bright	63.500	22	32Alp Leo	1.3600	15200.	127	40151	No
22	GOM_NL__2PRFIN20091104_023221_000000432084_00018_40152_8347.N1	04-NOV-2009 02:32:21	Dark	42.500	46	Del Vel	1.9540	10600.	85	40152	No
23	GOM_NL__2PRFIN20091104_023348_000000542084_00018_40152_8348.N1	04-NOV-2009 02:33:48	Dark	53.500	70	Zet Pup	2.2460	39000.	107	40152	No
24	GOM_NL__2PRFIN20091104_023854_000000482084_00018_40152_8349.N1	04-NOV-2009 02:38:54	Dark	47.500	2	Alp Car	-0.73600	7000.0	95	40152	No
25	GOM_NL__2PRFIN20091104_024527_000000582084_00018_40152_8350.N1	04-NOV-2009 02:45:27	Dark	58.000	108	Alp Col	2.6520	15200.	116	40152	No
26	GOM_NL__2PRFIN20091104_025649_000000612084_00018_40152_8351.N1	04-NOV-2009 02:56:49	Straylight	61.000	165	34Gam Eri	2.9500	3200.0	122	40152	No
27	GOM_NL__2PRFIN20091104_030254_000000532084_00018_40152_8352.N1	04-NOV-2009 03:02:54	Twilight_stray	52.500	94	92Alp Cet	2.5260	3100.0	105	40152	No
28	GOM_NL__2PRFIN20091104_030723_000000392084_00018_40152_8353.N1	04-NOV-2009 03:07:23	Bright	39.000	105	6Bet Ari	2.6450	8900.0	78	40152	No
29	GOM_NL__2PRFIN20091104_031142_000000392084_00018_40152_8354.N1	04-NOV-2009 03:11:42	Bright	38.500	173	4Bet Tri	3.0040	8900.0	77	40152	No
30	GOM_NL__2PRFIN20091104_031345_000000412084_00018_40152_8355.N1	04-NOV-2009 03:13:45	Bright	40.500	73	57Gam1And	2.2600	13100.	81	40152	No
31	GOM_NL__2PRFIN20091104_031649_000000392084_00018_40152_8356.N1	04-NOV-2009 03:16:49	Bright	39.000	149	45Eps Per	2.8880	30000.	78	40152	No
32	GOM_NL__2PRFIN20091104_031809_000000402084_00018_40152_8357.N1	04-NOV-2009 03:18:09	Bright	40.000	160	23Gam Per	2.9300	4700.0	80	40152	No
33	GOM_NL__2PRFIN20091104_033443_000000412084_00018_40152_8358.N1	04-NOV-2009 03:34:43	Bright	41.000	36	50Alp UMa	1.8000	6300.0	82	40152	No
34	GOM_NL__2PRFIN20091104_033620_000000402084_00018_40152_8359.N1	04-NOV-2009 03:36:20	Bright	39.500	82	48Bet UMa	2.3650	10600.	79	40152	No
35	GOM_NL__2PRFIN20091104_034005_000000402084_00018_40152_8360.N1	04-NOV-2009 03:40:05	Bright	39.500	174	52Psi UMa	3.0040	4400.0	79	40152	No
36	GOM_NL__2PRFIN20091104_034903_000000722084_00018_40152_8361.N1	04-NOV-2009 03:49:03	Bright	72.000	51	41Gam1Leo	2.0100	4500.0	144	40152	No
37	GOM_NL__2PRFIN20091104_035224_000000642084_00018_40152_8362.N1	04-NOV-2009 03:52:24	Bright	63.500	22	32Alp Leo	1.3600	15200.	127	40152	No
38	GOM_NL__2PRFIN20091104_041032_000000522084_00019_40153_8358.N1	04-NOV-2009 04:10:32	Dark	52.000	65	Lam Vel	2.2040	4400.0	104	40153	No
39	GOM_NL__2PRFIN20091104_041258_000000422084_00019_40153_8359.N1	04-NOV-2009 04:12:58	Dark	42.000	46	Del Vel	1.9540	10600.	84	40153	No
40	GOM_NL__2PRFIN20091104_041425_000000502084_00019_40153_8360.N1	04-NOV-2009 04:14:25	Dark	50.000	70	Zet Pup	2.2460	39000.	100	40153	No
41	GOM_NL__2PRFIN20091104_041931_000000472084_00019_40153_8361.N1	04-NOV-2009 04:19:31	Dark	46.500	2	Alp Car	-0.73600	7000.0	93	40153	No
42	GOM_NL__2PRFIN20091104_042603_000000592084_00019_40153_8362.N1	04-NOV-2009 04:26:03	Dark	59.000	108	Alp Col	2.6520	15200.	118	40153	No

43	GOM_NL__2PRFIN20091104_043725_000000602084_00019_40153_8363.N1	04-NOV-2009 04:37:25	Straylight	59.500	165	34Gam Eri	2.9500	3200.0	119	40153	No
44	GOM_NL__2PRFIN20091104_044330_000000532084_00019_40153_8364.N1	04-NOV-2009 04:43:30	Twilight_stray	53.000	94	92Alp Cet	2.5260	3100.0	106	40153	No
45	GOM_NL__2PRFIN20091104_044759_000000382084_00019_40153_8365.N1	04-NOV-2009 04:47:59	Bright	37.500	105	6Bet Ari	2.6450	8900.0	75	40153	No
46	GOM_NL__2PRFIN20091104_045218_000000382084_00019_40153_8366.N1	04-NOV-2009 04:52:18	Bright	37.500	173	4Bet Tri	3.0040	8900.0	75	40153	No
47	GOM_NL__2PRFIN20091104_045421_000000402084_00019_40153_8367.N1	04-NOV-2009 04:54:21	Bright	40.000	73	57Gam1And	2.2600	13100.	80	40153	No
48	GOM_NL__2PRFIN20091104_045724_000000392084_00019_40153_8368.N1	04-NOV-2009 04:57:24	Bright	39.000	149	45Eps Per	2.8880	30000.	78	40153	No
49	GOM_NL__2PRFIN20091104_045844_000000402084_00019_40153_8369.N1	04-NOV-2009 04:58:44	Bright	40.000	160	23Gam Per	2.9300	4700.0	80	40153	No
50	GOM_NL__2PRFIN20091104_051519_000000362084_00019_40153_8370.N1	04-NOV-2009 05:15:19	Bright	36.000	36	50Alp UMa	1.8000	6300.0	72	40153	No
51	GOM_NL__2PRFIN20091104_051656_000000372084_00019_40153_8371.N1	04-NOV-2009 05:16:56	Bright	36.500	82	48Bet UMa	2.3650	10600.	73	40153	No
52	GOM_NL__2PRFIN20091104_052041_000000402084_00019_40153_8372.N1	04-NOV-2009 05:20:41	Bright	39.500	174	52Psi UMa	3.0040	4400.0	79	40153	No
53	GOM_NL__2PRFIN20091104_052939_000000722084_00019_40153_8373.N1	04-NOV-2009 05:29:39	Bright	72.000	51	41Gam1Leo	2.0100	4500.0	144	40153	No
54	GOM_NL__2PRFIN20091104_053300_000000662084_00019_40153_8374.N1	04-NOV-2009 05:33:00	Bright	65.500	22	32Alp Leo	1.3600	15200.	131	40153	No
55	GOM_NL__2PRFIN20091104_055109_000000622084_00020_40154_8373.N1	04-NOV-2009 05:51:09	Dark	61.500	65	Lam Vel	2.2040	4400.0	123	40154	No
56	GOM_NL__2PRFIN20091104_055335_000000502084_00020_40154_8374.N1	04-NOV-2009 05:53:35	Dark	50.000	46	Del Vel	1.9540	10600.	100	40154	No
57	GOM_NL__2PRFIN20091104_055503_000000522084_00020_40154_8375.N1	04-NOV-2009 05:55:03	Dark	52.000	70	Zet Pup	2.2460	39000.	104	40154	No
58	GOM_NL__2PRFIN20091104_060007_000000482084_00020_40154_8376.N1	04-NOV-2009 06:00:07	Dark	47.500	2	Alp Car	-0.73600	7000.0	95	40154	No
59	GOM_NL__2PRFIN20091104_060640_000000602084_00020_40154_8377.N1	04-NOV-2009 06:06:40	Dark	59.500	108	Alp Col	2.6520	15200.	119	40154	No
60	GOM_NL__2PRFIN20091104_061801_000000622084_00020_40154_8378.N1	04-NOV-2009 06:18:01	Straylight	62.000	165	34Gam Eri	2.9500	3200.0	124	40154	No
61	GOM_NL__2PRFIN20091104_062406_000000542084_00020_40154_8379.N1	04-NOV-2009 06:24:06	Twilight_stray	54.000	94	92Alp Cet	2.5260	3100.0	108	40154	No
62	GOM_NL__2PRFIN20091104_062835_000000382084_00020_40154_8380.N1	04-NOV-2009 06:28:35	Bright	38.000	105	6Bet Ari	2.6450	8900.0	76	40154	No
63	GOM_NL__2PRFIN20091104_063254_000000382084_00020_40154_8381.N1	04-NOV-2009 06:32:54	Bright	37.500	173	4Bet Tri	3.0040	8900.0	75	40154	No
64	GOM_NL__2PRFIN20091104_063457_000000382084_00020_40154_8382.N1	04-NOV-2009 06:34:57	Bright	38.000	73	57Gam1And	2.2600	13100.	76	40154	No
65	GOM_NL__2PRFIN20091104_063759_000000442084_00020_40154_8383.N1	04-NOV-2009 06:37:59	Bright	44.000	149	45Eps Per	2.8880	30000.	88	40154	No
66	GOM_NL__2PRFIN20091104_063920_000000392084_00020_40154_8384.N1	04-NOV-2009 06:39:20	Bright	39.000	160	23Gam Per	2.9300	4700.0	78	40154	No
67	GOM_NL__2PRFIN20091104_065555_000000362084_00020_40154_8385.N1	04-NOV-2009 06:55:55	Bright	36.000	36	50Alp UMa	1.8000	6300.0	72	40154	No
68	GOM_NL__2PRFIN20091104_065732_000000412084_00020_40154_8386.N1	04-NOV-2009 06:57:32	Bright	40.500	82	48Bet UMa	2.3650	10600.	81	40154	No
69	GOM_NL__2PRFIN20091104_070117_000000372084_00020_40154_8387.N1	04-NOV-2009 07:01:17	Bright	37.000	174	52Psi UMa	3.0040	4400.0	74	40154	No
70	GOM_NL__2PRFIN20091104_071016_000000532084_00020_40154_8388.N1	04-NOV-2009 07:10:16	Bright	53.000	51	41Gam1Leo	2.0100	4500.0	106	40154	No
71	GOM_NL__2PRFIN20091104_071337_000000672084_00020_40154_8389.N1	04-NOV-2009 07:13:37	Bright	67.000	22	32Alp Leo	1.3600	15200.	134	40154	No
72	GOM_NL__2PRFIN20091104_073146_000000482084_00021_40155_8393.N1	04-NOV-2009 07:31:46	Dark	48.000	65	Lam Vel	2.2040	4400.0	96	40155	No
73	GOM_NL__2PRFIN20091104_073411_000000462084_00021_40155_8394.N1	04-NOV-2009 07:34:11	Dark	45.500	46	Del Vel	1.9540	10600.	91	40155	No
74	GOM_NL__2PRFIN20091104_073540_000000502084_00021_40155_8395.N1	04-NOV-2009 07:35:40	Dark	49.500	70	Zet Pup	2.2460	39000.	99	40155	No
75	GOM_NL__2PRFIN20091104_074044_000000492084_00021_40155_8396.N1	04-NOV-2009 07:40:44	Dark	49.000	2	Alp Car	-0.73600	7000.0	98	40155	No
76	GOM_NL__2PRFIN20091104_074717_000000592084_00021_40155_8397.N1	04-NOV-2009 07:47:17	Dark	59.000	108	Alp Col	2.6520	15200.	118	40155	No
77	GOM_NL__2PRFIN20091104_075837_000000592084_00021_40155_8398.N1	04-NOV-2009 07:58:37	Straylight	59.000	165	34Gam Eri	2.9500	3200.0	118	40155	No
78	GOM_NL__2PRFIN20091104_080441_000000552084_00021_40155_8399.N1	04-NOV-2009 08:04:41	Twilight_stray	54.500	94	92Alp Cet	2.5260	3100.0	109	40155	No
79	GOM_NL__2PRFIN20091104_080910_000000382084_00021_40155_8400.N1	04-NOV-2009 08:09:10	Bright	37.500	105	6Bet Ari	2.6450	8900.0	75	40155	No
80	GOM_NL__2PRFIN20091104_081330_000000372084_00021_40155_8401.N1	04-NOV-2009 08:13:30	Bright	37.000	173	4Bet Tri	3.0040	8900.0	74	40155	No
81	GOM_NL__2PRFIN20091104_081532_000000382084_00021_40155_8402.N1	04-NOV-2009 08:15:32	Bright	38.000	73	57Gam1And	2.2600	13100.	76	40155	No
82	GOM_NL__2PRFIN20091104_081834_000000442084_00021_40155_8403.N1	04-NOV-2009 08:18:34	Bright	44.000	149	45Eps Per	2.8880	30000.	88	40155	No
83	GOM_NL__2PRFIN20091104_081955_000000412084_00021_40155_8404.N1	04-NOV-2009 08:19:55	Bright	40.500	160	23Gam Per	2.9300	4700.0	81	40155	No
84	GOM_NL__2PRFIN20091104_083631_000000402084_00021_40155_8405.N1	04-NOV-2009 08:36:31	Bright	39.500	36	50Alp UMa	1.8000	6300.0	79	40155	No
85	GOM_NL__2PRFIN20091104_083808_000000392084_00021_40155_8406.N1	04-NOV-2009 08:38:08	Bright	39.000	82	48Bet UMa	2.3650	10600.	78	40155	No
86	GOM_NL__2PRFIN20091104_084153_000000432084_00021_40155_8407.N1	04-NOV-2009 08:41:53	Bright	42.500	174	52Psi UMa	3.0040	4400.0	85	40155	No
87	GOM_NL__2PRFIN20091104_085052_000000682084_00021_40155_8408.N1	04-NOV-2009 08:50:52	Bright	67.500	51	41Gam1Leo	2.0100	4500.0	135	40155	No
88	GOM_NL__2PRFIN20091104_085414_000000662084_00021_40155_8409.N1	04-NOV-2009 08:54:14	Bright	65.500	22	32Alp Leo	1.3600	15200.	131	40155	No
89	GOM_NL__2PRFIN20091104_091223_000000562084_00022_40156_8400.N1	04-NOV-2009 09:12:23	Dark	56.000	65	Lam Vel	2.2040	4400.0	112	40156	No
90	GOM_NL__2PRFIN20091104_091448_000000502084_00022_40156_8401.N1	04-NOV-2009 09:14:48	Dark	50.000	46	Del Vel	1.9540	10600.	100	40156	No
91	GOM_NL__2PRFIN20091104_091617_000000512084_00022_40156_8402.N1	04-NOV-2009 09:16:17	Dark	51.000	70	Zet Pup	2.2460	39000.	102	40156	No
92	GOM_NL__2PRFIN20091104_092121_000000622084_00022_40156_8403.N1	04-NOV-2009 09:21:21	Dark	62.000	2	Alp Car	-0.73600	7000.0	124	40156	No
93	GOM_NL__2PRFIN20091104_092754_000000602084_00022_40156_8404.N1	04-NOV-2009 09:27:54	Dark	59.500	108	Alp Col	2.6520	15200.	119	40156	No
94	GOM_NL__2PRFIN20091104_093913_000000632084_00022_40156_8405.N1	04-NOV-2009 09:39:13	Straylight	62.500	165	34Gam Eri	2.9500	3200.0	125	40156	No
95	GOM_NL__2PRFIN20091104_094517_000000522084_00022_40156_8406.N1	04-NOV-2009 09:45:17	Twilight_stray	51.500	94	92Alp Cet	2.5260	3100.0	103	40156	No
96	GOM_NL__2PRFIN20091104_094946_000000392084_00022_40156_8407.N1	04-NOV-2009 09:49:46	Bright	39.000	105	6Bet Ari	2.6450	8900.0	78	40156	No
97	GOM_NL__2PRFIN20091104_095405_000000382084_00022_40156_8408.N1	04-NOV-2009 09:54:05	Bright	38.000	173	4Bet Tri	3.0040	8900.0	76	40156	No
98	GOM_NL__2PRFIN20091104_095608_000000392084_00022_40156_8409.N1	04-NOV-2009 09:56:08	Bright	39.000	73	57Gam1And	2.2600	13100.	78	40156	No
99	GOM_NL__2PRFIN20091104_095909_000000492084_00022_40156_8410.N1	04-NOV-2009 09:59:09	Bright	49.000	149	45Eps Per	2.8880	30000.	98	40156	No
100	GOM_NL__2PRFIN20091104_100031_000000412084_00022_40156_8411.N1	04-NOV-2009 10:00:31	Bright	41.000	160	23Gam Per	2.9300	4700.0	82	40156	No
101	GOM_NL__2PRFIN20091104_101706_000000422084_00022_40156_8412.N1	04-NOV-2009 10:17:06	Bright	42.000	36	50Alp UMa	1.8000	6300.0	84	40156	No

102	GOM_NL__2PRFIN20091104_101844_000000372084_00022_40156_8413.N1	04-NOV-2009 10:18:44	Bright	37.000	82	48Bet UMa	2.3650	10600.	74	40156	No
103	GOM_NL__2PRFIN20091104_102229_000000402084_00022_40156_8414.N1	04-NOV-2009 10:22:29	Bright	39.500	174	52Psi UMa	3.0040	4400.0	79	40156	No
104	GOM_NL__2PRFIN20091104_103005_000000412084_00022_40156_8415.N1	04-NOV-2009 10:30:05	Bright	40.500	96	68Del Leo	2.5600	9300.0	81	40156	No
105	GOM_NL__2PRFIN20091104_103128_000000552084_00022_40156_8416.N1	04-NOV-2009 10:31:28	Bright	54.500	51	41Gam1Leo	2.0100	4500.0	109	40156	No
106	GOM_NL__2PRFIN20091104_103450_000000642084_00022_40156_8417.N1	04-NOV-2009 10:34:50	Bright	63.500	22	32Alp Leo	1.3600	15200.	127	40156	No
107	GOM_NL__2PRFIN20091104_105259_000000492084_00023_40157_8421.N1	04-NOV-2009 10:52:59	Dark	49.000	65	Lam Vel	2.2040	4400.0	98	40157	No
108	GOM_NL__2PRFIN20091104_105524_000000432084_00023_40157_8422.N1	04-NOV-2009 10:55:24	Dark	42.500	46	Del Vel	1.9540	10600.	85	40157	No
109	GOM_NL__2PRFIN20091104_105654_000000542084_00023_40157_8423.N1	04-NOV-2009 10:56:54	Dark	53.500	70	Zet Pup	2.2460	39000.	107	40157	No
110	GOM_NL__2PRFIN20091104_110157_000000482084_00023_40157_8424.N1	04-NOV-2009 11:01:57	Dark	47.500	2	Alp Car	-0.73600	7000.0	95	40157	No
111	GOM_NL__2PRFIN20091104_110831_000000582084_00023_40157_8425.N1	04-NOV-2009 11:08:31	Dark	57.500	108	Alp Col	2.6520	15200.	115	40157	No
112	GOM_NL__2PRFIN20091104_111949_000000602084_00023_40157_8426.N1	04-NOV-2009 11:19:49	Straylight	60.000	165	34Gam Eri	2.9500	3200.0	120	40157	No
113	GOM_NL__2PRFIN20091104_112553_000000552084_00023_40157_8427.N1	04-NOV-2009 11:25:53	Tw_i_and_stray	54.500	94	92Alp Cet	2.5260	3100.0	109	40157	No
114	GOM_NL__2PRFIN20091104_113022_000000372084_00023_40157_8428.N1	04-NOV-2009 11:30:22	Bright	37.000	105	6Bet Ari	2.6450	8900.0	74	40157	No
115	GOM_NL__2PRFIN20091104_113441_000000382084_00023_40157_8429.N1	04-NOV-2009 11:34:41	Bright	37.500	173	4Bet Tri	3.0040	8900.0	75	40157	No
116	GOM_NL__2PRFIN20091104_113643_000000552084_00023_40157_8430.N1	04-NOV-2009 11:36:43	Bright	55.000	73	57Gam1And	2.2600	13100.	110	40157	No
117	GOM_NL__2PRFIN20091104_113944_000000492084_00023_40157_8431.N1	04-NOV-2009 11:39:44	Bright	49.000	149	45Eps Per	2.8880	30000.	98	40157	No
118	GOM_NL__2PRFIN20091104_114106_000000402084_00023_40157_8432.N1	04-NOV-2009 11:41:06	Bright	40.000	160	23Gam Per	2.9300	4700.0	80	40157	No
119	GOM_NL__2PRFIN20091104_115742_000000412084_00023_40157_8433.N1	04-NOV-2009 11:57:42	Bright	40.500	36	50Alp UMa	1.8000	6300.0	81	40157	No
120	GOM_NL__2PRFIN20091104_115919_000000372084_00023_40157_8434.N1	04-NOV-2009 11:59:19	Bright	37.000	82	48Bet UMa	2.3650	10600.	74	40157	No
121	GOM_NL__2PRFIN20091104_120305_000000402084_00023_40157_8435.N1	04-NOV-2009 12:03:05	Bright	39.500	174	52Psi UMa	3.0040	4400.0	79	40157	No
122	GOM_NL__2PRFIN20091104_121042_000000592084_00023_40157_8436.N1	04-NOV-2009 12:10:42	Bright	59.000	96	68Del Leo	2.5600	9300.0	118	40157	No
123	GOM_NL__2PRFIN20091104_121205_000000532084_00023_40157_8437.N1	04-NOV-2009 12:12:05	Bright	53.000	51	41Gam1Leo	2.0100	4500.0	106	40157	No
124	GOM_NL__2PRFIN20091104_121527_000000652084_00023_40157_8438.N1	04-NOV-2009 12:15:27	Bright	64.500	22	32Alp Leo	1.3600	15200.	129	40157	No
125	GOM_NL__2PRFIN20091104_123336_000000532084_00024_40158_8428.N1	04-NOV-2009 12:33:36	Dark	52.500	65	Lam Vel	2.2040	4400.0	105	40158	No
126	GOM_NL__2PRFIN20091104_123601_000000422084_00024_40158_8429.N1	04-NOV-2009 12:36:01	Dark	42.000	46	Del Vel	1.9540	10600.	84	40158	No
127	GOM_NL__2PRFIN20091104_123731_000000542084_00024_40158_8430.N1	04-NOV-2009 12:37:31	Dark	53.500	70	Zet Pup	2.2460	39000.	107	40158	No
128	GOM_NL__2PRFIN20091104_124234_000000622084_00024_40158_8431.N1	04-NOV-2009 12:42:34	Dark	62.000	2	Alp Car	-0.73600	7000.0	124	40158	No
129	GOM_NL__2PRFIN20091104_124907_000000602084_00024_40158_8432.N1	04-NOV-2009 12:49:07	Dark	60.000	108	Alp Col	2.6520	15200.	120	40158	No
130	GOM_NL__2PRFIN20091104_130024_000000622084_00024_40158_8433.N1	04-NOV-2009 13:00:24	Straylight	61.500	165	34Gam Eri	2.9500	3200.0	123	40158	No
131	GOM_NL__2PRFIN20091104_130628_000000532084_00024_40158_8434.N1	04-NOV-2009 13:06:28	Tw_i_and_stray	53.000	94	92Alp Cet	2.5260	3100.0	106	40158	No
132	GOM_NL__2PRFIN20091104_131058_000000382084_00024_40158_8435.N1	04-NOV-2009 13:10:58	Bright	37.500	105	6Bet Ari	2.6450	8900.0	75	40158	No
133	GOM_NL__2PRFIN20091104_131516_000000382084_00024_40158_8436.N1	04-NOV-2009 13:15:16	Bright	38.000	173	4Bet Tri	3.0040	8900.0	76	40158	No
134	GOM_NL__2PRFIN20091104_131719_000000382084_00024_40158_8437.N1	04-NOV-2009 13:17:19	Bright	38.000	73	57Gam1And	2.2600	13100.	76	40158	No
135	GOM_NL__2PRFIN20091104_132019_000000512084_00024_40158_8438.N1	04-NOV-2009 13:20:19	Bright	50.500	149	45Eps Per	2.8880	30000.	101	40158	No
136	GOM_NL__2PRFIN20091104_132142_000000412084_00024_40158_8439.N1	04-NOV-2009 13:21:42	Bright	41.000	160	23Gam Per	2.9300	4700.0	82	40158	No
137	GOM_NL__2PRFIN20091104_133818_000000412084_00024_40158_8440.N1	04-NOV-2009 13:38:18	Bright	40.500	36	50Alp UMa	1.8000	6300.0	81	40158	No
138	GOM_NL__2PRFIN20091104_133955_000000402084_00024_40158_8441.N1	04-NOV-2009 13:39:55	Bright	40.000	82	48Bet UMa	2.3650	10600.	80	40158	No
139	GOM_NL__2PRFIN20091104_134341_000000392084_00024_40158_8442.N1	04-NOV-2009 13:43:41	Bright	38.500	174	52Psi UMa	3.0040	4400.0	77	40158	No
140	GOM_NL__2PRFIN20091104_135118_000000392084_00024_40158_8443.N1	04-NOV-2009 13:51:18	Bright	38.500	96	68Del Leo	2.5600	9300.0	77	40158	No
141	GOM_NL__2PRFIN20091104_135241_000000582084_00024_40158_8444.N1	04-NOV-2009 13:52:41	Bright	57.500	51	41Gam1Leo	2.0100	4500.0	115	40158	No
142	GOM_NL__2PRFIN20091104_135603_000000622084_00024_40158_8445.N1	04-NOV-2009 13:56:03	Bright	61.500	22	32Alp Leo	1.3600	15200.	123	40158	No
143	GOM_NL__2PRFIN20091104_141413_000000522084_00025_40159_8440.N1	04-NOV-2009 14:14:13	Dark	52.000	65	Lam Vel	2.2040	4400.0	104	40159	No
144	GOM_NL__2PRFIN20091104_141637_000000512084_00025_40159_8441.N1	04-NOV-2009 14:16:37	Dark	50.500	46	Del Vel	1.9540	10600.	101	40159	No
145	GOM_NL__2PRFIN20091104_141808_000000532084_00025_40159_8442.N1	04-NOV-2009 14:18:08	Dark	53.000	70	Zet Pup	2.2460	39000.	106	40159	No
146	GOM_NL__2PRFIN20091104_142310_000000472084_00025_40159_8443.N1	04-NOV-2009 14:23:10	Dark	46.500	2	Alp Car	-0.73600	7000.0	93	40159	No
147	GOM_NL__2PRFIN20091104_142944_000000612084_00025_40159_8444.N1	04-NOV-2009 14:29:44	Dark	61.000	108	Alp Col	2.6520	15200.	122	40159	No
148	GOM_NL__2PRFIN20091104_144100_000000602084_00025_40159_8445.N1	04-NOV-2009 14:41:00	Straylight	60.000	165	34Gam Eri	2.9500	3200.0	120	40159	No
149	GOM_NL__2PRFIN20091104_144704_000000542084_00025_40159_8446.N1	04-NOV-2009 14:47:04	Tw_i_and_stray	54.000	94	92Alp Cet	2.5260	3100.0	108	40159	No
150	GOM_NL__2PRFIN20091104_145133_000000402084_00025_40159_8447.N1	04-NOV-2009 14:51:33	Bright	39.500	105	6Bet Ari	2.6450	8900.0	79	40159	No
151	GOM_NL__2PRFIN20091104_145552_000000392084_00025_40159_8448.N1	04-NOV-2009 14:55:52	Bright	39.000	173	4Bet Tri	3.0040	8900.0	78	40159	No
152	GOM_NL__2PRFIN20091104_145755_000000412084_00025_40159_8449.N1	04-NOV-2009 14:57:55	Bright	40.500	73	57Gam1And	2.2600	13100.	81	40159	No
153	GOM_NL__2PRFIN20091104_150054_000000512084_00025_40159_8450.N1	04-NOV-2009 15:00:54	Bright	51.000	149	45Eps Per	2.8880	30000.	102	40159	No
154	GOM_NL__2PRFIN20091104_150217_000000412084_00025_40159_8451.N1	04-NOV-2009 15:02:17	Bright	41.000	160	23Gam Per	2.9300	4700.0	82	40159	No
155	GOM_NL__2PRFIN20091104_151854_000000422084_00025_40159_8452.N1	04-NOV-2009 15:18:54	Bright	41.500	36	50Alp UMa	1.8000	6300.0	83	40159	No
156	GOM_NL__2PRFIN20091104_152031_000000382084_00025_40159_8453.N1	04-NOV-2009 15:20:31	Bright	37.500	82	48Bet UMa	2.3650	10600.	75	40159	No
157	GOM_NL__2PRFIN20091104_152416_000000392084_00025_40159_8454.N1	04-NOV-2009 15:24:16	Bright	38.500	174	52Psi UMa	3.0040	4400.0	77	40159	No
158	GOM_NL__2PRFIN20091104_153154_000000532084_00025_40159_8455.N1	04-NOV-2009 15:31:54	Bright	53.000	96	68Del Leo	2.5600	9300.0	106	40159	No
159	GOM_NL__2PRFIN20091104_153318_000000532084_00025_40159_8456.N1	04-NOV-2009 15:33:18	Bright	53.000	51	41Gam1Leo	2.0100	4500.0	106	40159	No
160	GOM_NL__2PRFIN20091104_153640_000000652084_00025_40159_8457.N1	04-NOV-2009 15:36:40	Bright	64.500	22	32Alp Leo	1.3600	15200.	129	40159	No

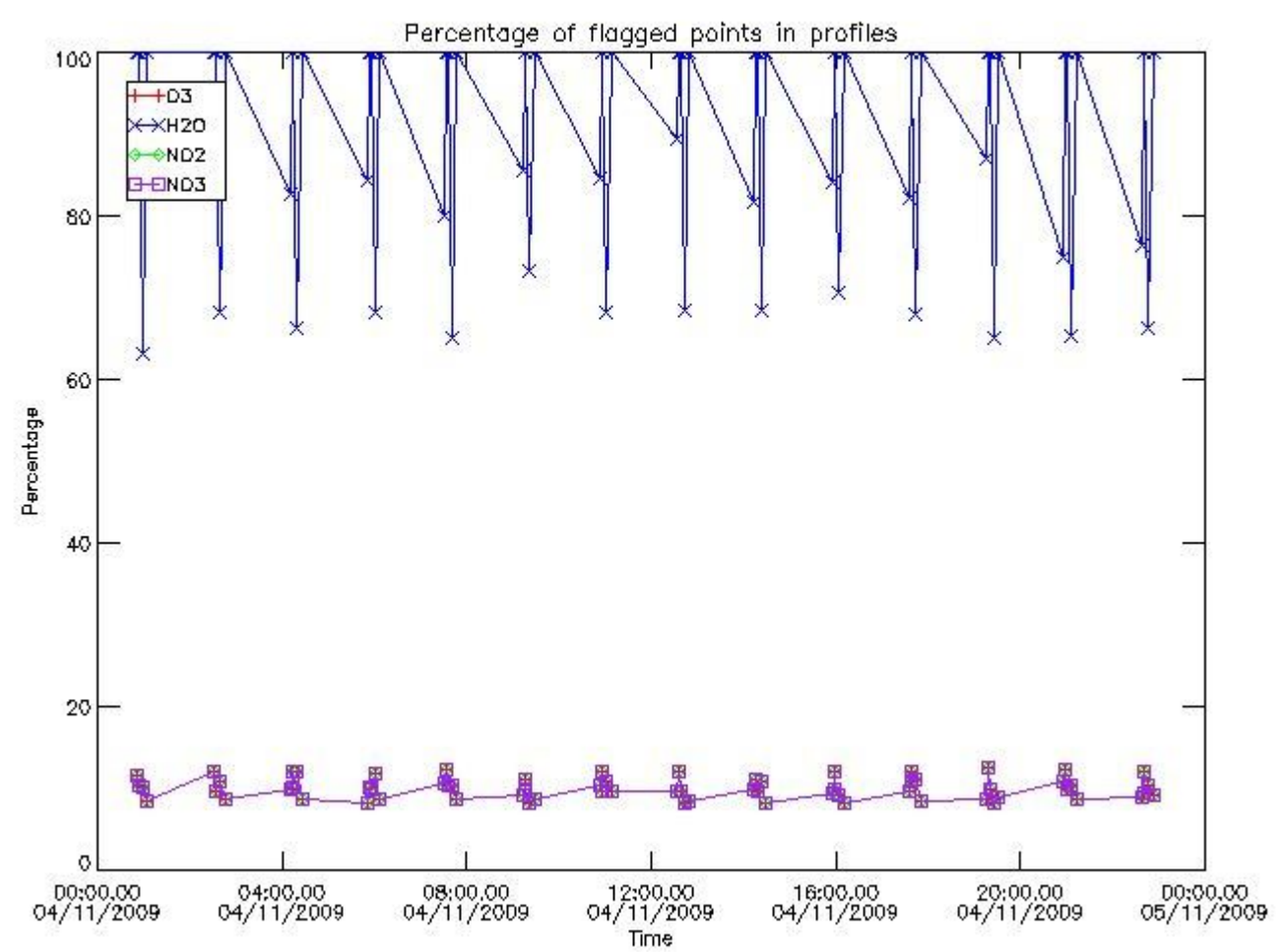
161	GOM_NL__2PRFIN20091104_155450_00000542084_00026_40160_8451.N1	04-NOV-2009 15:54:50	Dark	54.000	65	Lam Vel	2.2040	4400.0	108	40160	No
162	GOM_NL__2PRFIN20091104_155714_00000432084_00026_40160_8452.N1	04-NOV-2009 15:57:14	Dark	42.500	46	Del Vel	1.9540	10600.	85	40160	No
163	GOM_NL__2PRFIN20091104_155845_00000522084_00026_40160_8453.N1	04-NOV-2009 15:58:45	Dark	52.000	70	Zet Pup	2.2460	39000.	104	40160	No
164	GOM_NL__2PRFIN20091104_160347_00000552084_00026_40160_8454.N1	04-NOV-2009 16:03:47	Dark	55.000	2	Alp Car	-0.73600	7000.0	110	40160	No
165	GOM_NL__2PRFIN20091104_161021_00000612084_00026_40160_8455.N1	04-NOV-2009 16:10:21	Dark	61.000	108	Alp Col	2.6520	15200.	122	40160	No
166	GOM_NL__2PRFIN20091104_162137_00000602084_00026_40160_8456.N1	04-NOV-2009 16:21:37	Straylight	60.000	165	34Gam Eri	2.9500	3200.0	120	40160	No
167	GOM_NL__2PRFIN20091104_162740_00000542084_00026_40160_8457.N1	04-NOV-2009 16:27:40	Twi_and_stray	53.500	94	92Alp Cet	2.5260	3100.0	107	40160	No
168	GOM_NL__2PRFIN20091104_163209_00000402084_00026_40160_8458.N1	04-NOV-2009 16:32:09	Bright	39.500	105	6Bet Ari	2.6450	8900.0	79	40160	No
169	GOM_NL__2PRFIN20091104_163628_00000562084_00026_40160_8459.N1	04-NOV-2009 16:36:28	Bright	56.000	173	4Bet Tri	3.0040	8900.0	112	40160	No
170	GOM_NL__2PRFIN20091104_163831_00000402084_00026_40160_8460.N1	04-NOV-2009 16:38:31	Bright	40.000	73	57Gam1And	2.2600	13100.	80	40160	No
171	GOM_NL__2PRFIN20091104_164129_00000502084_00026_40160_8461.N1	04-NOV-2009 16:41:29	Bright	49.500	149	45Eps Per	2.8880	30000.	99	40160	No
172	GOM_NL__2PRFIN20091104_165930_00000422084_00026_40160_8462.N1	04-NOV-2009 16:59:30	Bright	42.000	36	50Alp UMa	1.8000	6300.0	84	40160	No
173	GOM_NL__2PRFIN20091104_170107_00000412084_00026_40160_8463.N1	04-NOV-2009 17:01:07	Bright	40.500	82	48Bet UMa	2.3650	10600.	81	40160	No
174	GOM_NL__2PRFIN20091104_170453_00000392084_00026_40160_8464.N1	04-NOV-2009 17:04:53	Bright	39.000	174	52Psi UMa	3.0040	4400.0	78	40160	No
175	GOM_NL__2PRFIN20091104_171230_00000392084_00026_40160_8465.N1	04-NOV-2009 17:12:30	Bright	39.000	96	68Del Leo	2.5600	9300.0	78	40160	No
176	GOM_NL__2PRFIN20091104_171354_00000542084_00026_40160_8466.N1	04-NOV-2009 17:13:54	Bright	53.500	51	41Gam1Leo	2.0100	4500.0	107	40160	No
177	GOM_NL__2PRFIN20091104_171717_00000762084_00026_40160_8467.N1	04-NOV-2009 17:17:17	Bright	75.500	22	32Alp Leo	1.3600	15200.	151	40160	No
178	GOM_NL__2PRFIN20091104_173527_00000542084_00027_40161_8462.N1	04-NOV-2009 17:35:27	Dark	53.500	65	Lam Vel	2.2040	4400.0	107	40161	No
179	GOM_NL__2PRFIN20091104_173751_00000422084_00027_40161_8463.N1	04-NOV-2009 17:37:51	Dark	42.000	46	Del Vel	1.9540	10600.	84	40161	No
180	GOM_NL__2PRFIN20091104_173922_00000522084_00027_40161_8464.N1	04-NOV-2009 17:39:22	Dark	52.000	70	Zet Pup	2.2460	39000.	104	40161	No
181	GOM_NL__2PRFIN20091104_174424_00000512084_00027_40161_8465.N1	04-NOV-2009 17:44:24	Dark	50.500	2	Alp Car	-0.73600	7000.0	101	40161	No
182	GOM_NL__2PRFIN20091104_175058_00000602084_00027_40161_8466.N1	04-NOV-2009 17:50:58	Dark	60.000	108	Alp Col	2.6520	15200.	120	40161	No
183	GOM_NL__2PRFIN20091104_180213_00000602084_00027_40161_8467.N1	04-NOV-2009 18:02:13	Straylight	59.500	165	34Gam Eri	2.9500	3200.0	119	40161	No
184	GOM_NL__2PRFIN20091104_180815_00000522084_00027_40161_8468.N1	04-NOV-2009 18:08:15	Twi_and_stray	52.000	94	92Alp Cet	2.5260	3100.0	104	40161	No
185	GOM_NL__2PRFIN20091104_181245_00000382084_00027_40161_8469.N1	04-NOV-2009 18:12:45	Bright	37.500	105	6Bet Ari	2.6450	8900.0	75	40161	No
186	GOM_NL__2PRFIN20091104_181703_00000382084_00027_40161_8470.N1	04-NOV-2009 18:17:03	Bright	38.000	173	4Bet Tri	3.0040	8900.0	76	40161	No
187	GOM_NL__2PRFIN20091104_181907_00000392084_00027_40161_8471.N1	04-NOV-2009 18:19:07	Bright	39.000	73	57Gam1And	2.2600	13100.	78	40161	No
188	GOM_NL__2PRFIN20091104_182204_00000482084_00027_40161_8472.N1	04-NOV-2009 18:22:04	Bright	47.500	149	45Eps Per	2.8880	30000.	95	40161	No
189	GOM_NL__2PRFIN20091104_184005_00000412084_00027_40161_8473.N1	04-NOV-2009 18:40:05	Bright	41.000	36	50Alp UMa	1.8000	6300.0	82	40161	No
190	GOM_NL__2PRFIN20091104_184142_00000412084_00027_40161_8474.N1	04-NOV-2009 18:41:42	Bright	40.500	82	48Bet UMa	2.3650	10600.	81	40161	No
191	GOM_NL__2PRFIN20091104_184528_00000572084_00027_40161_8475.N1	04-NOV-2009 18:45:28	Bright	57.000	174	52Psi UMa	3.0040	4400.0	114	40161	No
192	GOM_NL__2PRFIN20091104_185306_00000402084_00027_40161_8476.N1	04-NOV-2009 18:53:06	Bright	40.000	96	68Del Leo	2.5600	9300.0	80	40161	No
193	GOM_NL__2PRFIN20091104_185430_00000572084_00027_40161_8477.N1	04-NOV-2009 18:54:30	Bright	57.000	51	41Gam1Leo	2.0100	4500.0	114	40161	No
194	GOM_NL__2PRFIN20091104_185754_00000672084_00027_40161_8478.N1	04-NOV-2009 18:57:54	Twi_and_stray	66.500	22	32Alp Leo	1.3600	15200.	133	40161	No
195	GOM_NL__2PRFIN20091104_191603_00000582084_00028_40162_8494.N1	04-NOV-2009 19:16:03	Dark	58.000	65	Lam Vel	2.2040	4400.0	116	40162	No
196	GOM_NL__2PRFIN20091104_191828_00000412084_00028_40162_8495.N1	04-NOV-2009 19:18:28	Dark	41.000	46	Del Vel	1.9540	10600.	82	40162	No
197	GOM_NL__2PRFIN20091104_192000_00000512084_00028_40162_8496.N1	04-NOV-2009 19:20:00	Dark	51.000	70	Zet Pup	2.2460	39000.	102	40162	No
198	GOM_NL__2PRFIN20091104_192501_00000622084_00028_40162_8497.N1	04-NOV-2009 19:25:01	Dark	61.500	2	Alp Car	-0.73600	7000.0	123	40162	No
199	GOM_NL__2PRFIN20091104_193135_00000582084_00028_40162_8498.N1	04-NOV-2009 19:31:35	Dark	57.500	108	Alp Col	2.6520	15200.	115	40162	No
200	GOM_NL__2PRFIN20091104_194248_00000602084_00028_40162_8499.N1	04-NOV-2009 19:42:48	Straylight	59.500	165	34Gam Eri	2.9500	3200.0	119	40162	No
201	GOM_NL__2PRFIN20091104_194851_00000542084_00028_40162_8500.N1	04-NOV-2009 19:48:51	Twi_and_stray	53.500	94	92Alp Cet	2.5260	3100.0	107	40162	No
202	GOM_NL__2PRFIN20091104_195321_00000392084_00028_40162_8501.N1	04-NOV-2009 19:53:21	Bright	38.500	105	6Bet Ari	2.6450	8900.0	77	40162	No
203	GOM_NL__2PRFIN20091104_195739_00000392084_00028_40162_8502.N1	04-NOV-2009 19:57:39	Bright	38.500	173	4Bet Tri	3.0040	8900.0	77	40162	No
204	GOM_NL__2PRFIN20091104_195942_00000402084_00028_40162_8503.N1	04-NOV-2009 19:59:42	Bright	39.500	73	57Gam1And	2.2600	13100.	79	40162	No
205	GOM_NL__2PRFIN20091104_200239_00000642084_00028_40162_8504.N1	04-NOV-2009 20:02:39	Bright	64.000	149	45Eps Per	2.8880	30000.	128	40162	No
206	GOM_NL__2PRFIN20091104_202041_00000412084_00028_40162_8505.N1	04-NOV-2009 20:20:41	Bright	41.000	36	50Alp UMa	1.8000	6300.0	82	40162	No
207	GOM_NL__2PRFIN20091104_202218_00000422084_00028_40162_8506.N1	04-NOV-2009 20:22:18	Bright	42.000	82	48Bet UMa	2.3650	10600.	84	40162	No
208	GOM_NL__2PRFIN20091104_202605_00000402084_00028_40162_8507.N1	04-NOV-2009 20:26:05	Bright	39.500	174	52Psi UMa	3.0040	4400.0	79	40162	No
209	GOM_NL__2PRFIN20091104_203343_00000412084_00028_40162_8508.N1	04-NOV-2009 20:33:43	Bright	41.000	96	68Del Leo	2.5600	9300.0	82	40162	No
210	GOM_NL__2PRFIN20091104_203507_00000732084_00028_40162_8509.N1	04-NOV-2009 20:35:07	Bright	73.000	51	41Gam1Leo	2.0100	4500.0	146	40162	No
211	GOM_NL__2PRFIN20091104_203830_00000642084_00028_40162_8510.N1	04-NOV-2009 20:38:30	Twi_and_stray	64.000	22	32Alp Leo	1.3600	15200.	128	40162	No
212	GOM_NL__2PRFIN20091104_205640_00000572084_00029_40163_8505.N1	04-NOV-2009 20:56:40	Dark	56.500	65	Lam Vel	2.2040	4400.0	113	40163	No
213	GOM_NL__2PRFIN20091104_205904_00000422084_00029_40163_8506.N1	04-NOV-2009 20:59:04	Dark	41.500	46	Del Vel	1.9540	10600.	83	40163	No
214	GOM_NL__2PRFIN20091104_210037_00000522084_00029_40163_8507.N1	04-NOV-2009 21:00:37	Dark	52.000	70	Zet Pup	2.2460	39000.	104	40163	No
215	GOM_NL__2PRFIN20091104_210537_00000492084_00029_40163_8508.N1	04-NOV-2009 21:05:37	Dark	49.000	2	Alp Car	-0.73600	7000.0	98	40163	No
216	GOM_NL__2PRFIN20091104_211212_00000582084_00029_40163_8509.N1	04-NOV-2009 21:12:12	Dark	58.000	108	Alp Col	2.6520	15200.	116	40163	No
217	GOM_NL__2PRFIN20091104_212324_00000582084_00029_40163_8510.N1	04-NOV-2009 21:23:24	Straylight	58.000	165	34Gam Eri	2.9500	3200.0	116	40163	No
218	GOM_NL__2PRFIN20091104_212927_00000522084_00029_40163_8511.N1	04-NOV-2009 21:29:27	Twi_and_stray	51.500	94	92Alp Cet	2.5260	3100.0	103	40163	No
219	GOM_NL__2PRFIN20091104_213357_00000372084_00029_40163_8512.N1	04-NOV-2009 21:33:57	Bright	37.000	105	6Bet Ari	2.6450	8900.0	74	40163	No

220	GOM_NL__2PRFIN20091104_213815_000000372084_00029_40163_8513.N1	04-NOV-2009 21:38:15	Bright	37.000	173	4Bet Tri	3.0040	8900.0	74	40163	No
221	GOM_NL__2PRFIN20091104_214018_000000392084_00029_40163_8514.N1	04-NOV-2009 21:40:18	Bright	38.500	73	57Gam1And	2.2600	13100.	77	40163	No
222	GOM_NL__2PRFIN20091104_214314_000000502084_00029_40163_8515.N1	04-NOV-2009 21:43:14	Bright	50.000	149	45Eps Per	2.8880	30000.	100	40163	No
223	GOM_NL__2PRFIN20091104_220117_000000412084_00029_40163_8516.N1	04-NOV-2009 22:01:17	Bright	40.500	36	50Alp UMa	1.8000	6300.0	81	40163	No
224	GOM_NL__2PRFIN20091104_220254_000000402084_00029_40163_8517.N1	04-NOV-2009 22:02:54	Bright	39.500	82	48Bet UMa	2.3650	10600.	79	40163	No
225	GOM_NL__2PRFIN20091104_220640_000000432084_00029_40163_8518.N1	04-NOV-2009 22:06:40	Bright	42.500	174	52Psi UMa	3.0040	4400.0	85	40163	No
226	GOM_NL__2PRFIN20091104_221419_000000402084_00029_40163_8519.N1	04-NOV-2009 22:14:19	Bright	40.000	96	68Del Leo	2.5600	9300.0	80	40163	No
227	GOM_NL__2PRFIN20091104_221543_000000532084_00029_40163_8520.N1	04-NOV-2009 22:15:43	Bright	53.000	51	41Gam1Leo	2.0100	4500.0	106	40163	No
228	GOM_NL__2PRFIN20091104_221907_000000662084_00029_40163_8521.N1	04-NOV-2009 22:19:07	Twilight	65.500	22	32Alp Leo	1.3600	15200.	131	40163	No
229	GOM_NL__2PRFIN20091104_223717_000000582084_00030_40164_8516.N1	04-NOV-2009 22:37:17	Dark	57.500	65	Lam Vel	2.2040	4400.0	115	40164	No
230	GOM_NL__2PRFIN20091104_223941_000000432084_00030_40164_8517.N1	04-NOV-2009 22:39:41	Dark	42.500	46	Del Vel	1.9540	10600.	85	40164	No
231	GOM_NL__2PRFIN20091104_224114_000000542084_00030_40164_8518.N1	04-NOV-2009 22:41:14	Dark	54.000	70	Zet Pup	2.2460	39000.	108	40164	No
232	GOM_NL__2PRFIN20091104_224614_000000502084_00030_40164_8519.N1	04-NOV-2009 22:46:14	Dark	49.500	2	Alp Car	-0.73600	7000.0	99	40164	No
233	GOM_NL__2PRFIN20091104_225249_000000612084_00030_40164_8520.N1	04-NOV-2009 22:52:49	Dark	61.000	108	Alp Col	2.6520	15200.	122	40164	No
234	GOM_NL__2PRFIN20091104_230400_000000602084_00030_40164_8521.N1	04-NOV-2009 23:04:00	Straylight	60.000	165	34Gam Eri	2.9500	3200.0	120	40164	No
235	GOM_NL__2PRFIN20091104_231003_000000512084_00030_40164_8522.N1	04-NOV-2009 23:10:03	Twilight	51.000	94	92Alp Cet	2.5260	3100.0	102	40164	No
236	GOM_NL__2PRFIN20091104_231433_000000382084_00030_40164_8523.N1	04-NOV-2009 23:14:33	Bright	38.000	105	6Bet Ari	2.6450	8900.0	76	40164	No
237	GOM_NL__2PRFIN20091104_231851_000000382084_00030_40164_8524.N1	04-NOV-2009 23:18:51	Bright	37.500	173	4Bet Tri	3.0040	8900.0	75	40164	No
238	GOM_NL__2PRFIN20091104_232054_000000412084_00030_40164_8525.N1	04-NOV-2009 23:20:54	Bright	41.000	73	57Gam1And	2.2600	13100.	82	40164	No
239	GOM_NL__2PRFIN20091104_232349_000000502084_00030_40164_8526.N1	04-NOV-2009 23:23:49	Bright	50.000	149	45Eps Per	2.8880	30000.	100	40164	No
240	GOM_NL__2PRFIN20091104_234153_000000412084_00030_40164_8527.N1	04-NOV-2009 23:41:53	Bright	40.500	36	50Alp UMa	1.8000	6300.0	81	40164	No
241	GOM_NL__2PRFIN20091104_234330_000000572084_00030_40164_8528.N1	04-NOV-2009 23:43:30	Bright	57.000	82	48Bet UMa	2.3650	10600.	114	40164	No
242	GOM_NL__2PRFIN20091104_234716_000000382084_00030_40164_8529.N1	04-NOV-2009 23:47:16	Bright	38.000	174	52Psi UMa	3.0040	4400.0	76	40164	No
243	GOM_NL__2PRFIN20091104_235455_000000422084_00030_40164_8530.N1	04-NOV-2009 23:54:55	Bright	41.500	96	68Del Leo	2.5600	9300.0	83	40164	No
244	GOM_NL__2PRFIN20091104_235619_000000732084_00030_40164_8531.N1	04-NOV-2009 23:56:19	Bright	73.000	51	41Gam1Leo	2.0100	4500.0	146	40164	No
245	GOM_NL__2PRFIN20091104_235943_000000642084_00030_40164_8532.N1	04-NOV-2009 23:59:43	Twilight	63.500	22	32Alp Leo	1.3600	15200.	127	40164	No

3. Quality information per product

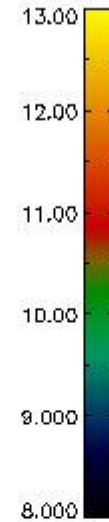
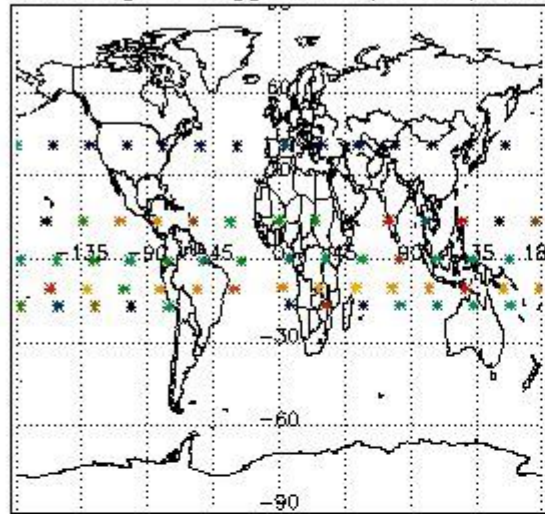
In this section it is plotted some information contained in the Quality Summary data set of the level 2 products. Only products in dark limb conditions and without errors (error flag in the MPH set to "0") are used.

3.1 Plot quality information per product (time dependant)

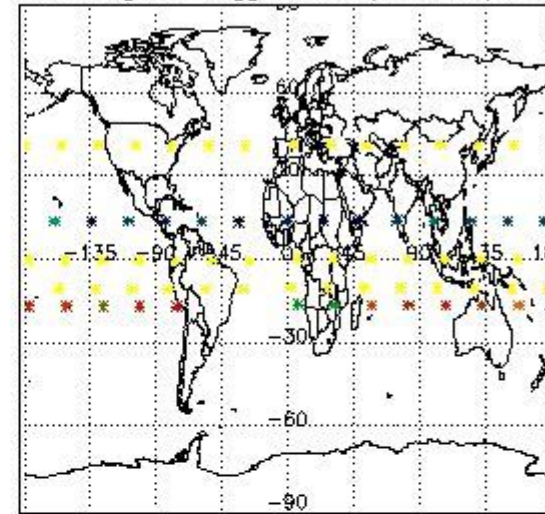


3.2 Plot quality information per product (world map)

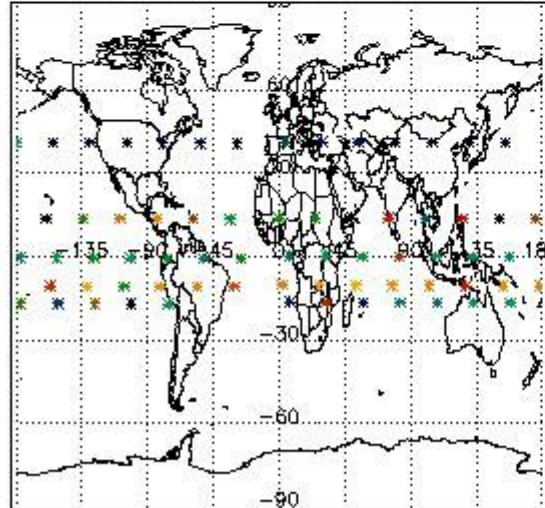
Percentage of flagged data per O3 profile



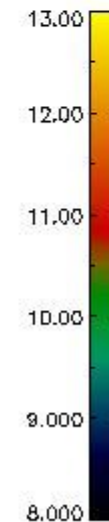
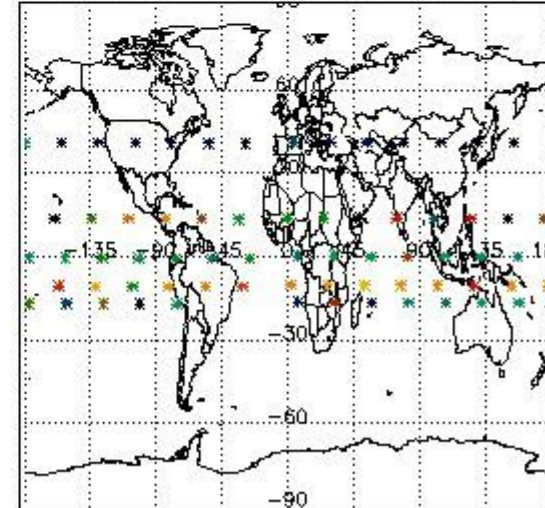
Percentage of flagged data per H2O profile



Percentage of flagged data per NO2 profile



Percentage of flagged data per NO3 profile

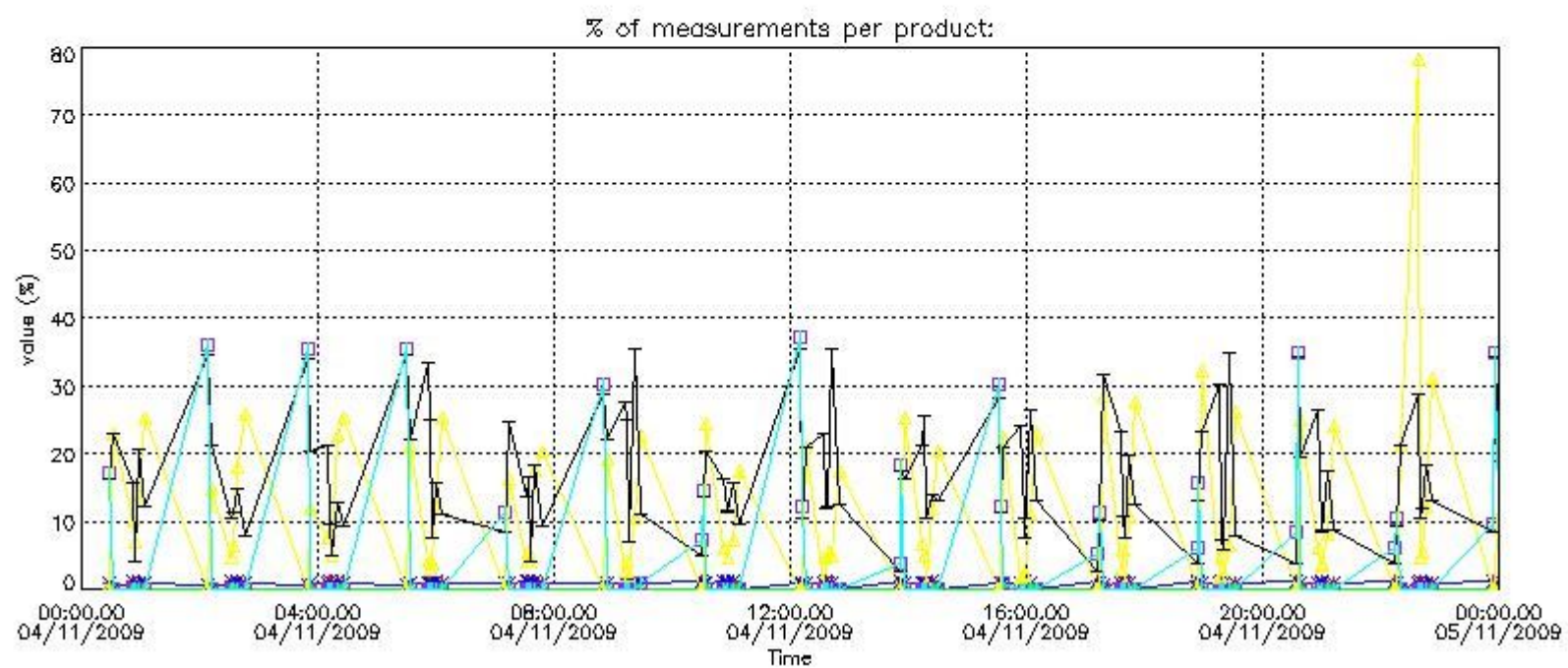


4. Level 1 quality information per product

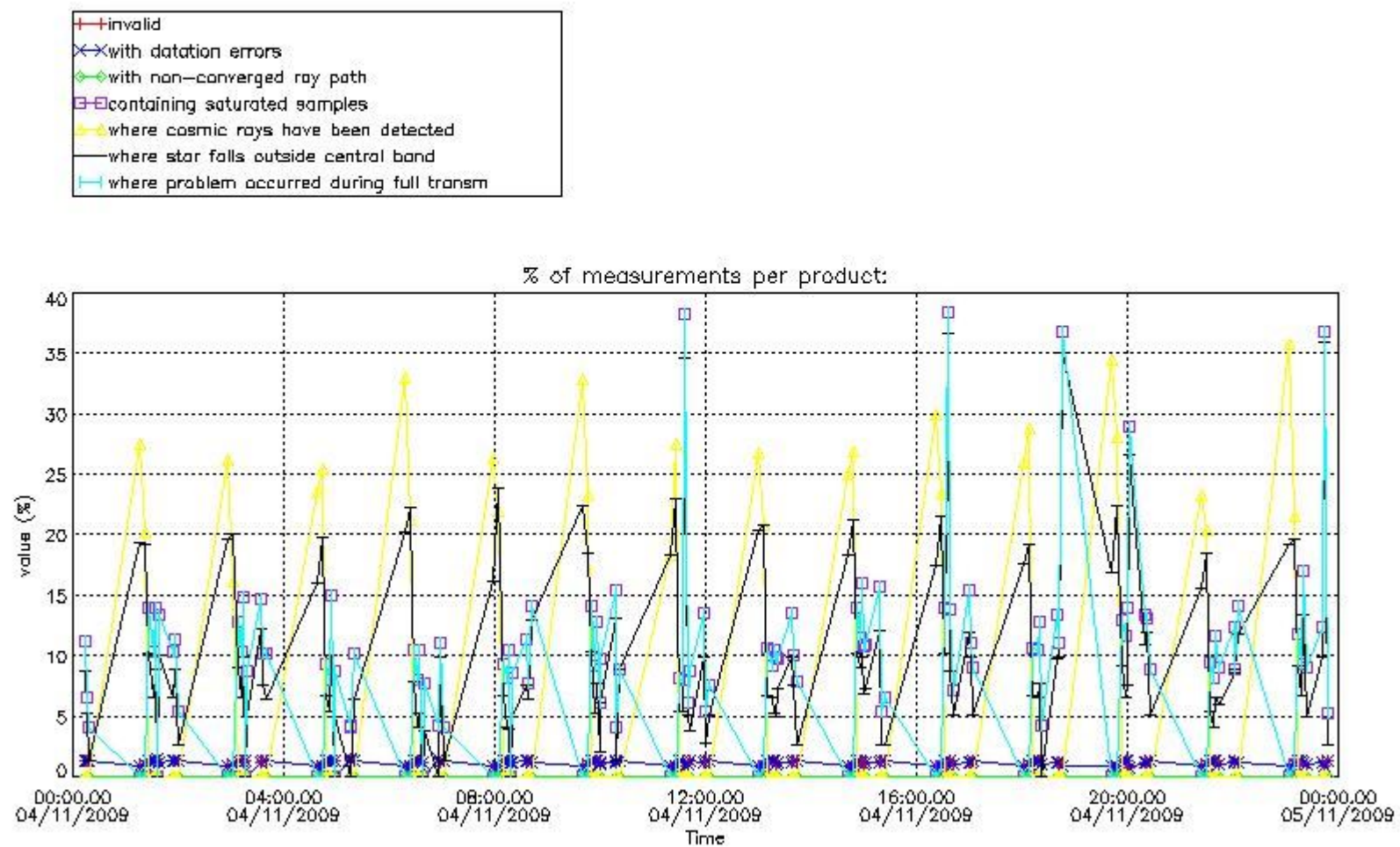
In this section it is plotted some information contained in the Quality Summary data set of the level 2 products that comes from the level 1b processing. Products without errors (error flag in the MPH set to "0") are used.

4.1 Plot quality information per product (time dependant) coming from level 1b processing

4.1.1 Plot level 1 quality information per product (time dependant): ENVISAT ASCENDING passes



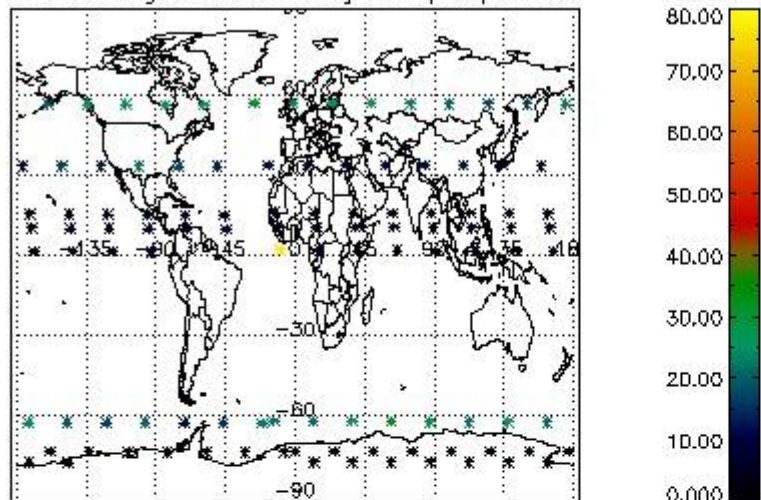
4.1.2 Plot level 1 quality information per product (time dependant): ENVI SAT DESCENDING passes



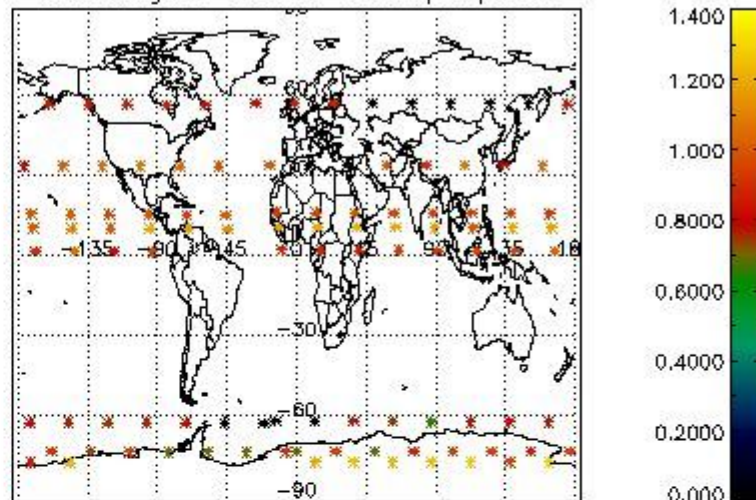
4.2 Plot quality information per product coming from level 1b processing (world map)

4.2.1 Plot level 1 quality information per product (world map): ENVISAT ASCENDING passes

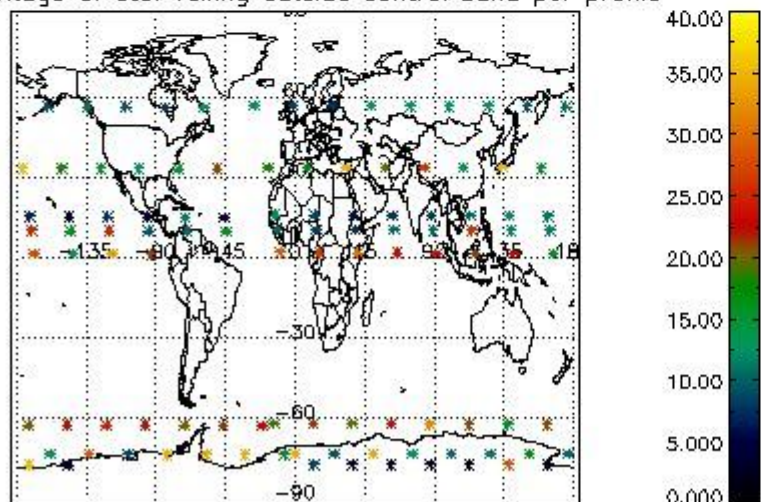
Percentage of cosmic ray hits per profile



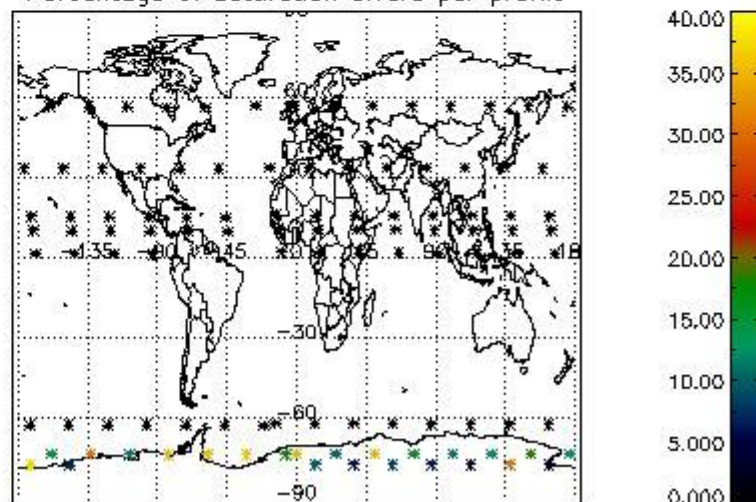
Percentage of datation errors per profile



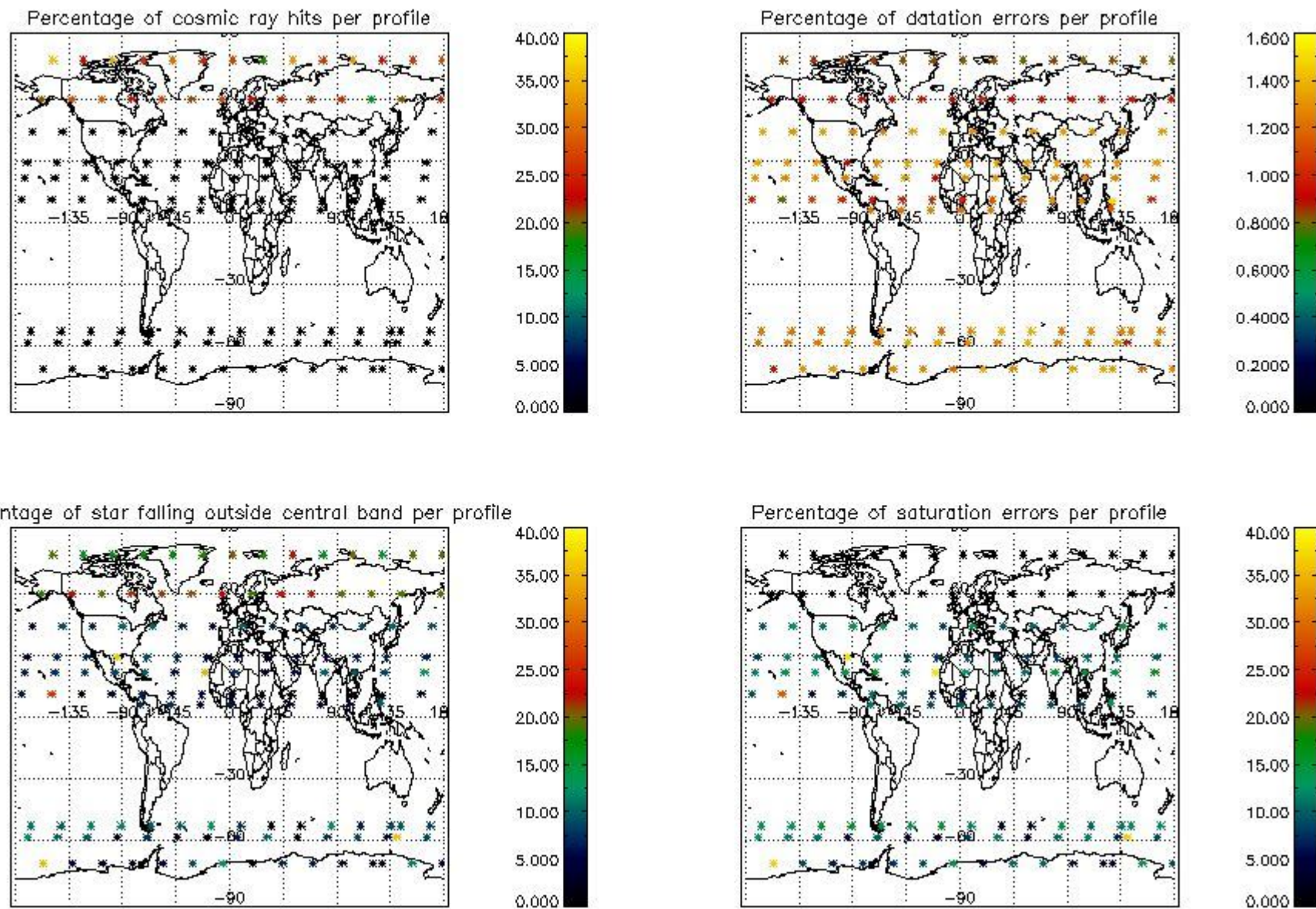
Percentage of star falling outside central band per profile



Percentage of saturation errors per profile



4.2.2 Plot level 1 quality information per product (world map): ENVISAT DESCENDING passes



5. Trace gas profiles

5.1 Ozone statistics based on quality of products

The final quality of the products can be "measured" using the STD (Standard Deviation) attached to every point profile. This information is written to the parameter GOM_NL__2P/NL_LOCAL_SPECIES_DENSITY/o3_std of the level 2 products. The table below shows the statistics for given STD ranges.

The statistics are given with respect to the overall valid production:

- Products without fatal errors: GOM_NL__2P/MPH/PRODUCT_ERR=0
- Valid point profile: GOM_NL__2P/NL_LOCAL_SPECIES_DENSITY/pcd(0)=0

The 'Criteria' is applied to valid points of dark limb products:

- Products in dark limb illumination condition: GOM_NL__2P/NL_SUMMARY_QUALITY/obs_ill_cond=0
- Products without fatal errors: GOM_NL__2P/MPH/PRODUCT_ERR=0
- Valid point profile: GOM_NL__2P/NL_LOCAL_SPECIES_DENSITY/pcd(0)=0

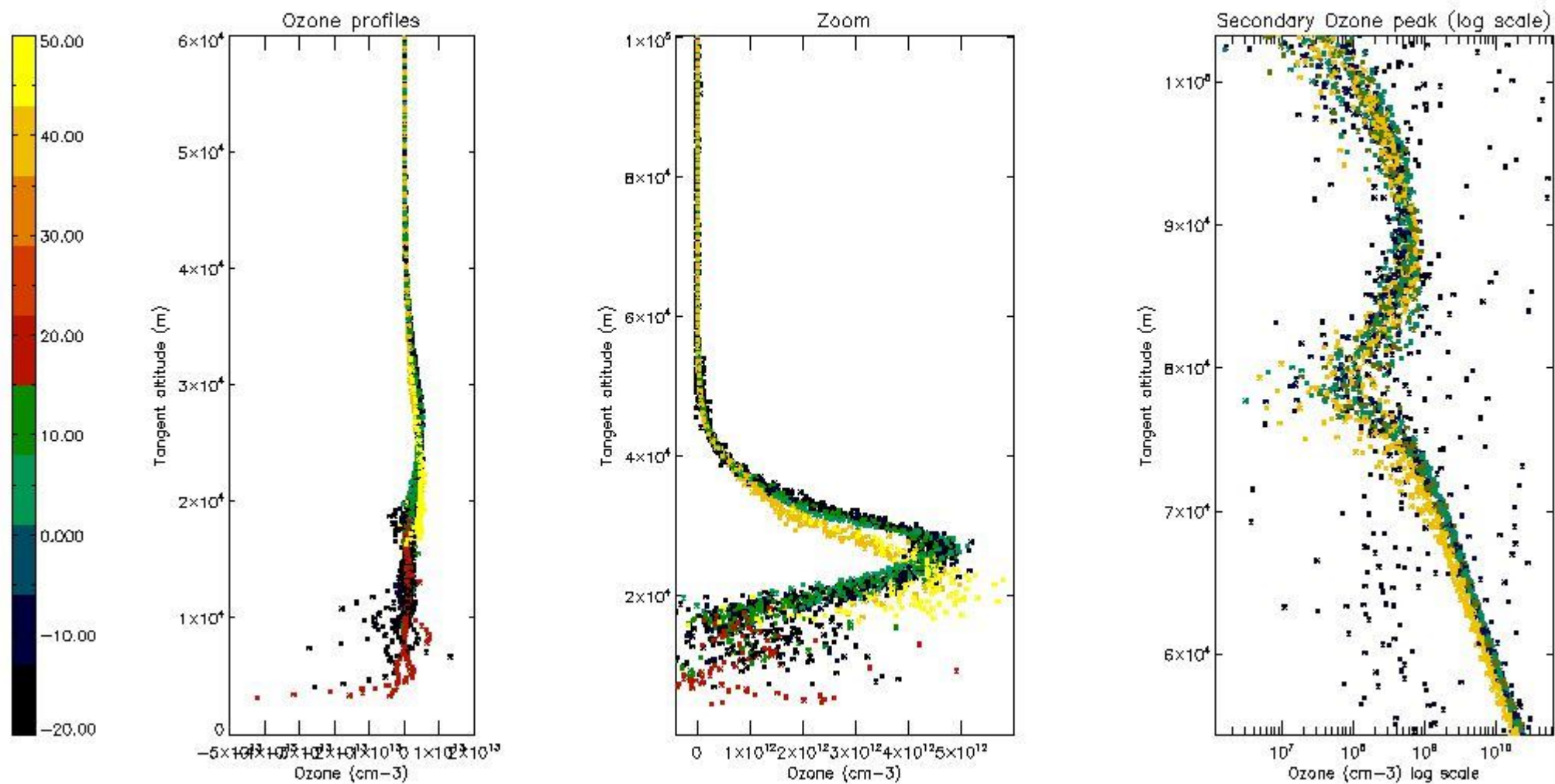
So, the table below shows the percentage of dark limb and valid observations for each criteria with respect to the overall valid daily observations.

Criteria	% of total production
All STD	31
STD < 20	18

STD < 10	15
STD < 5	11

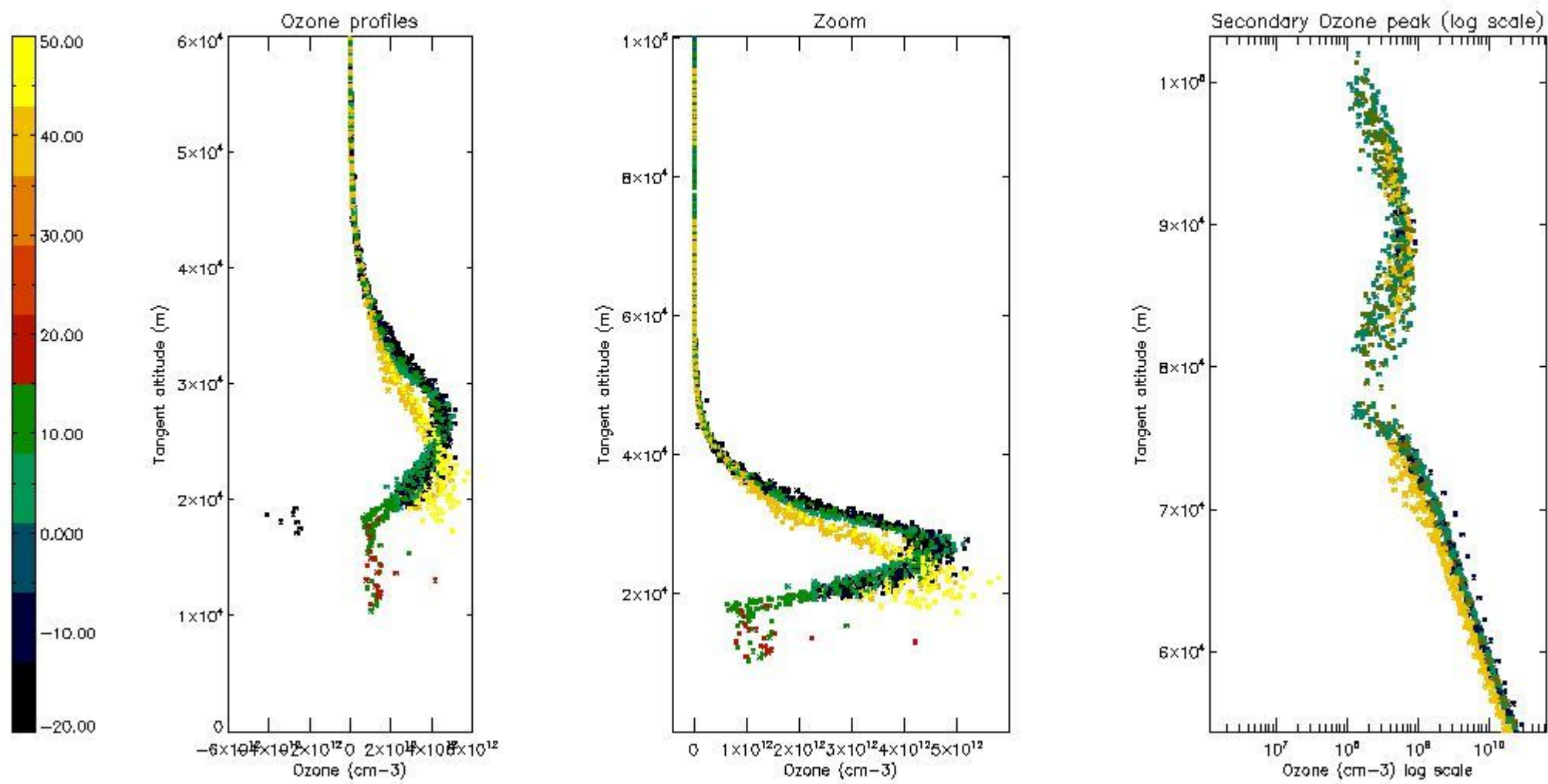
5.2 Plot ozone profiles for all STD (dark without errors)

The colorbar represents the latitude.



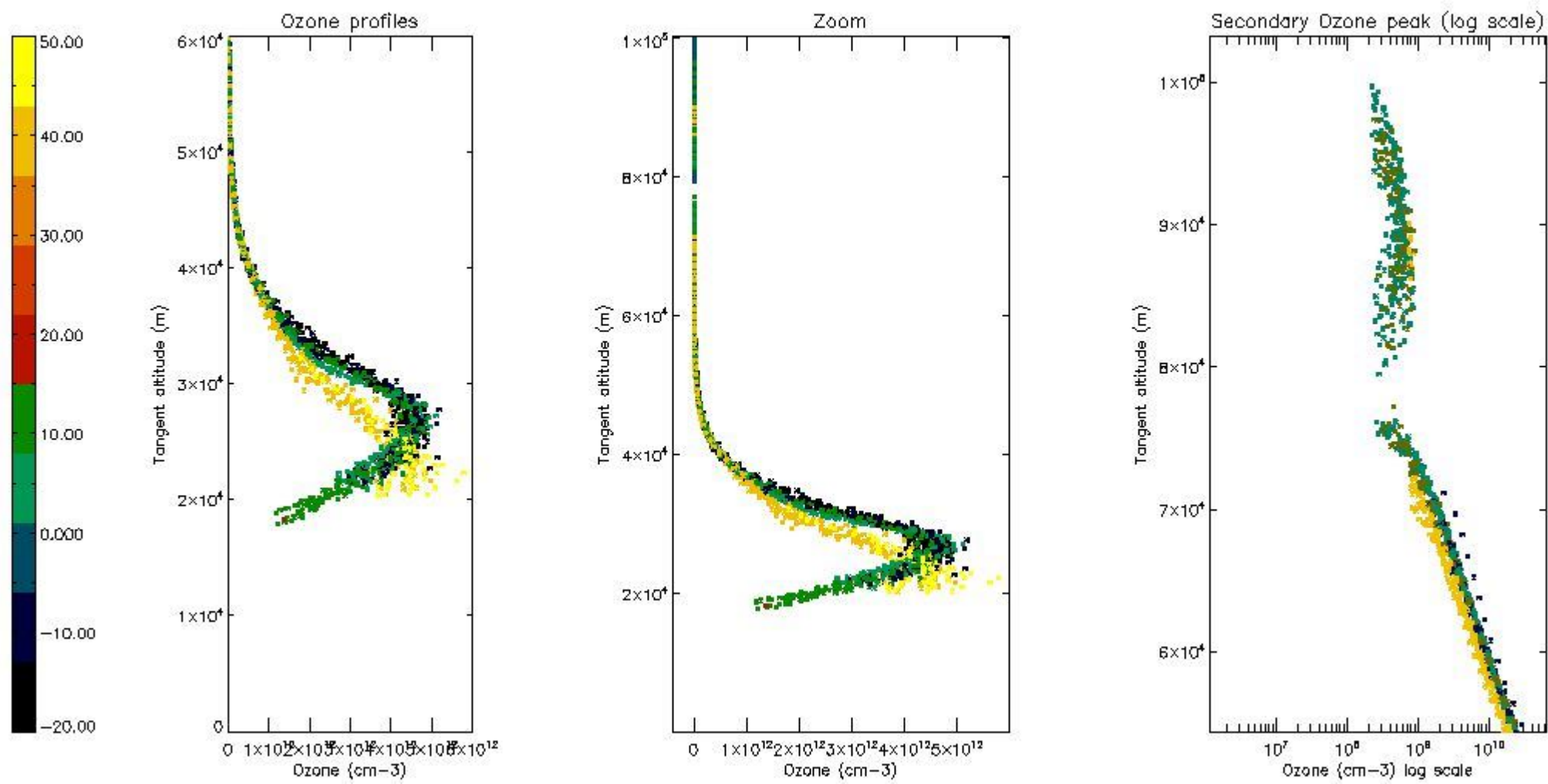
5.3 Plot ozone profiles where STD < 20% (dark without errors)

The colorbar represents the latitude.



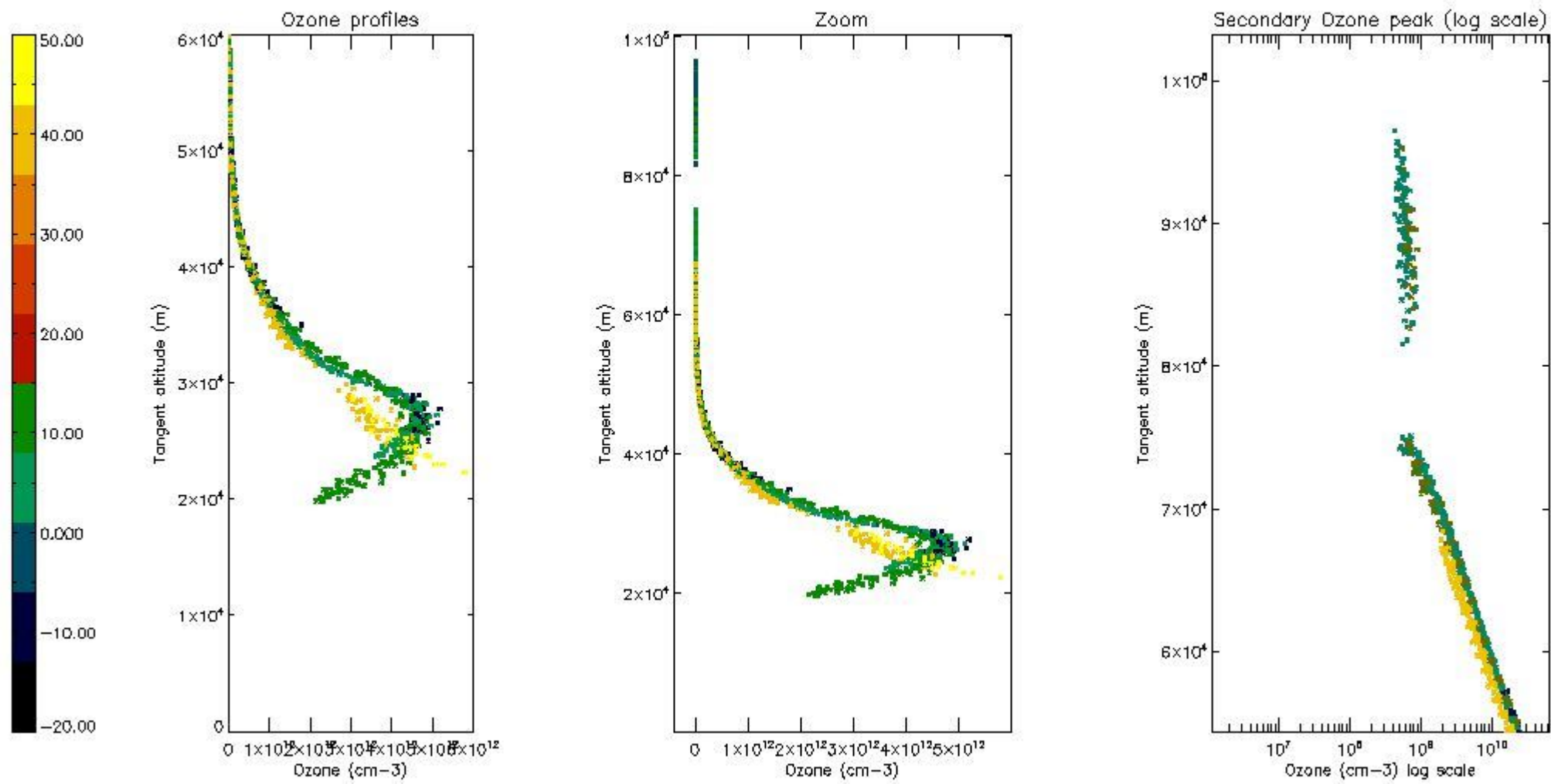
5.4 Plot ozone profiles where STD < 10% (dark without errors)

The colorbar represents the latitude.



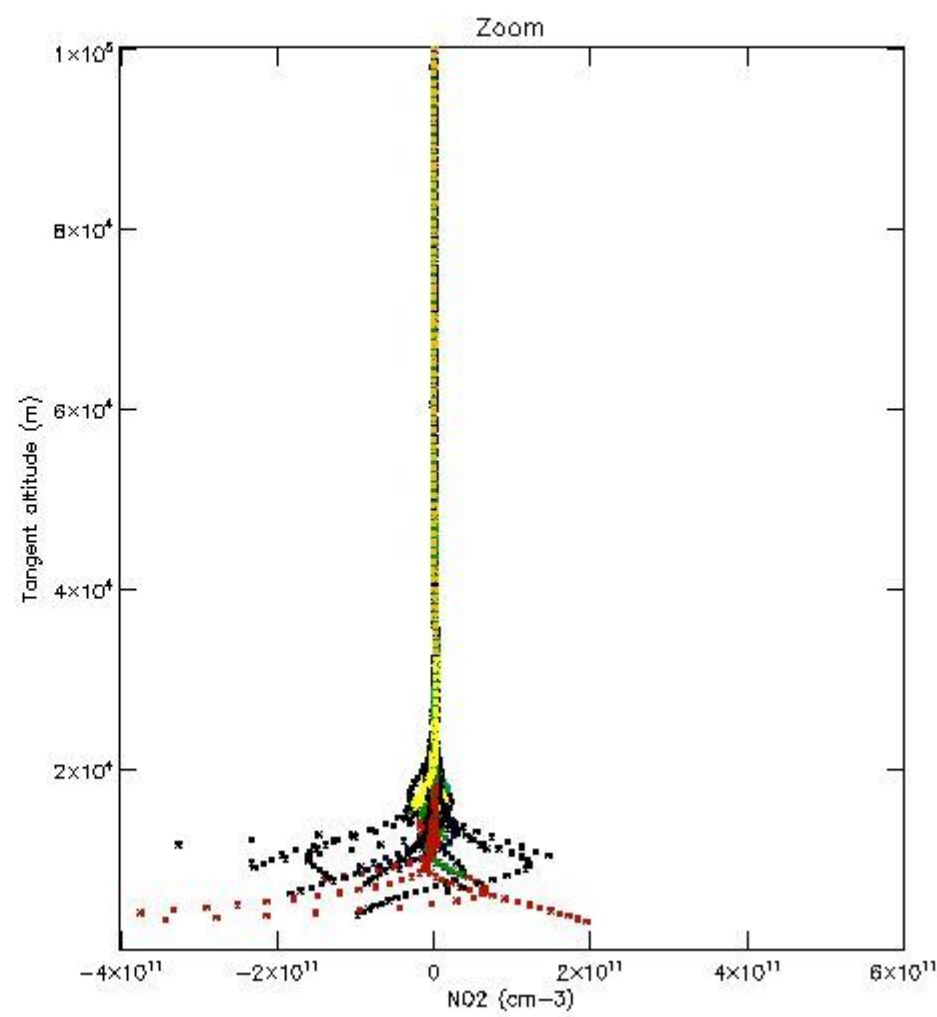
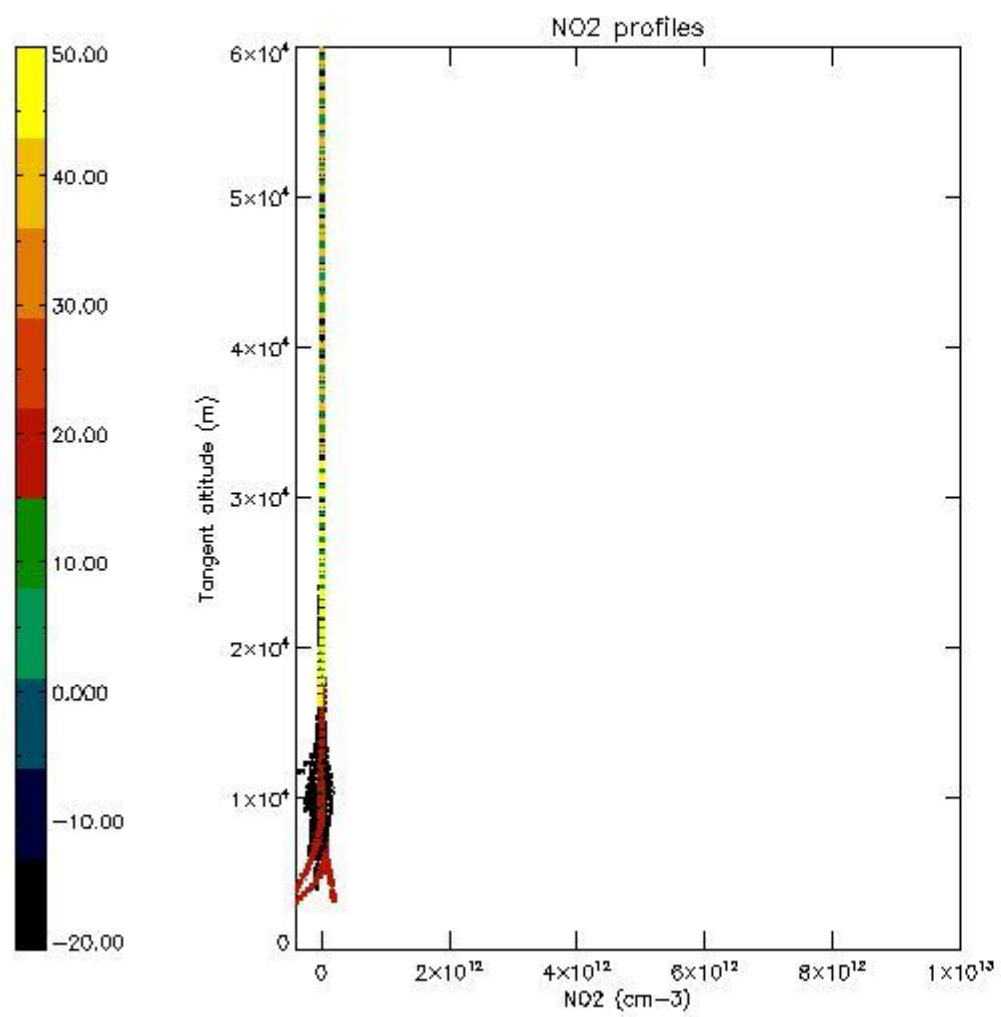
5.5 Plot ozone profiles where STD < 5% (dark without errors)

The colorbar represents the latitude.



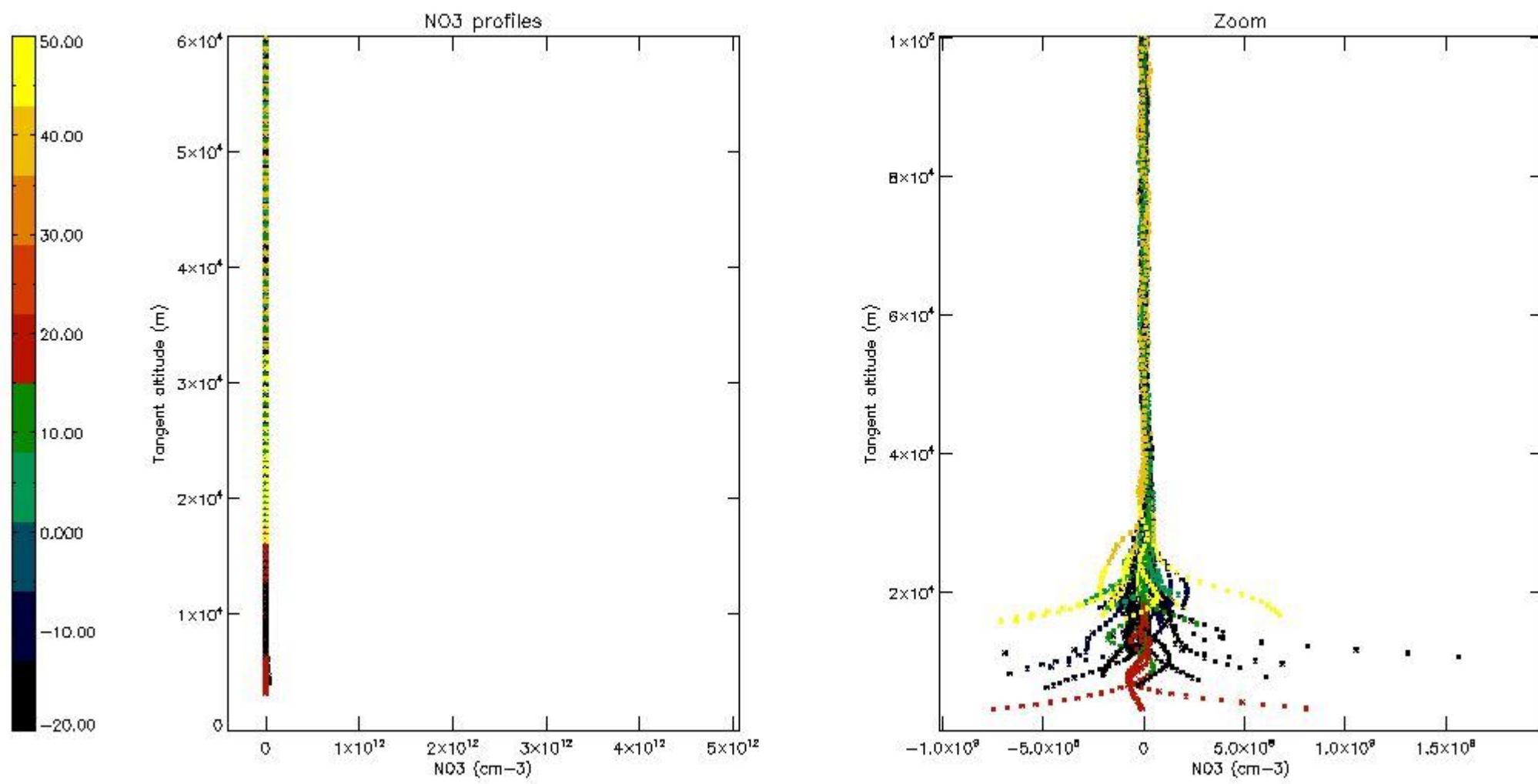
5.6 Plot NO₂ profiles for all STD (dark without errors)

The colorbar represents the latitude.



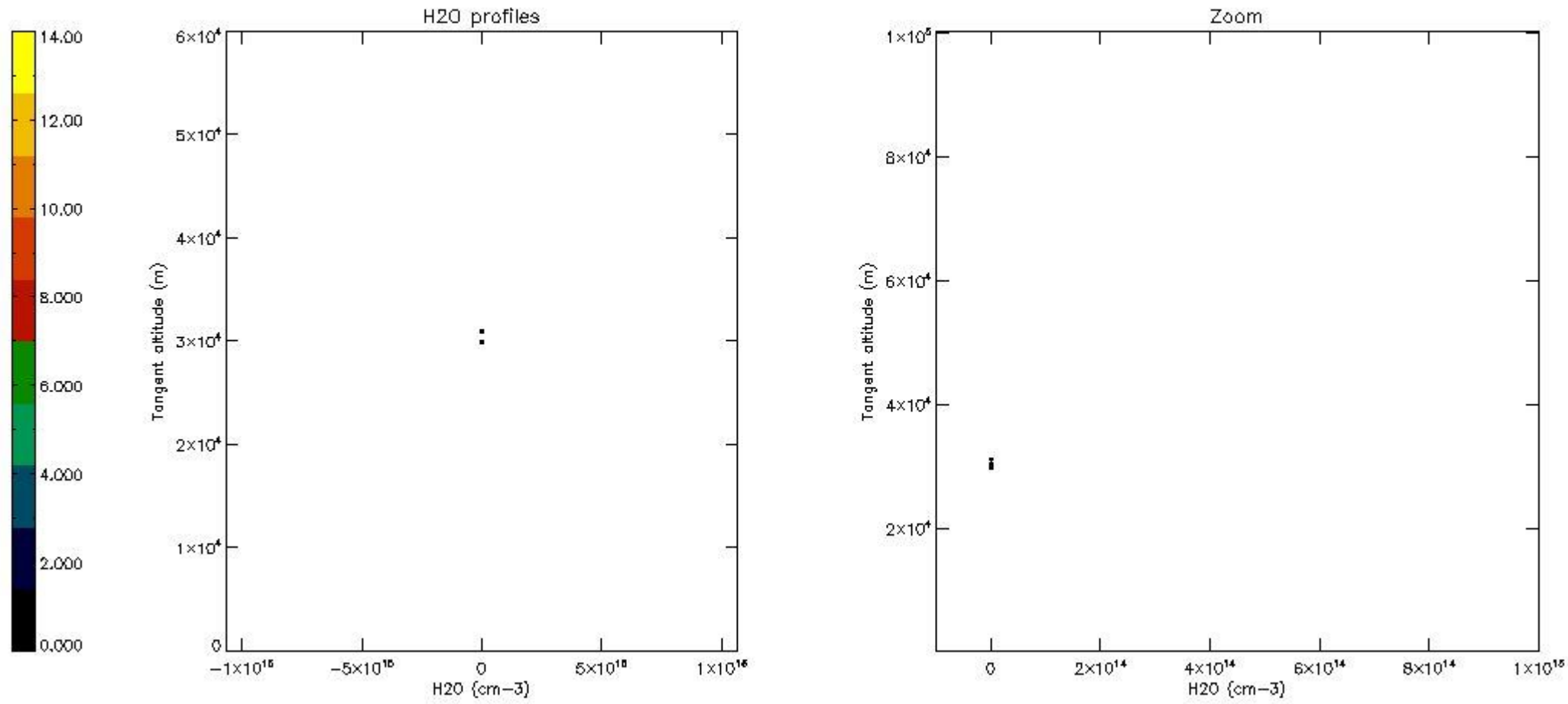
5.7 Plot NO3 profiles for all STD (dark without errors)

The colorbar represents the latitude.



5.8 Plot H₂O profiles for all STD (only for occultations of stars 1,2,3,4,13,14,16,26,63 dark without errors)

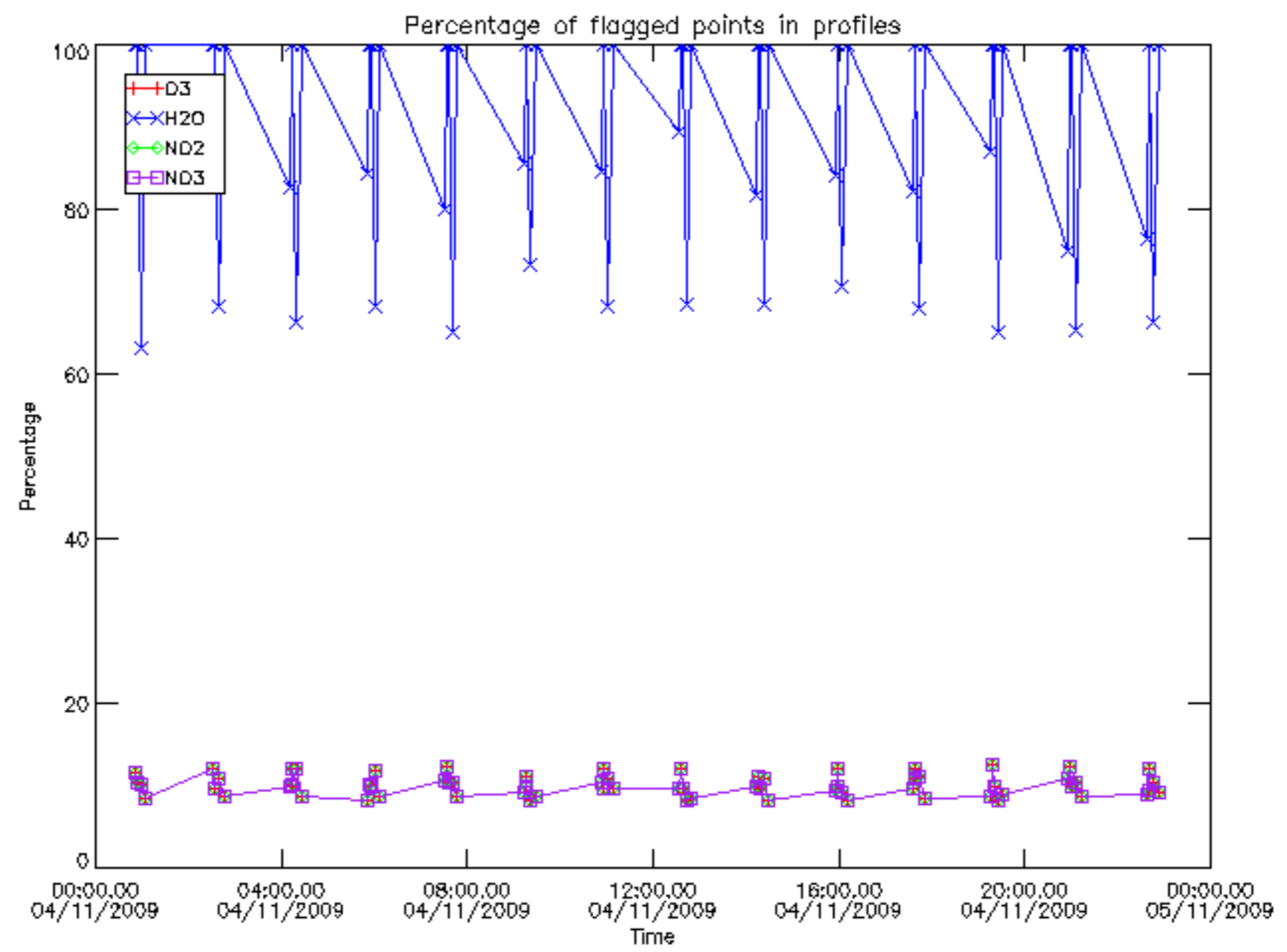
The colorbar represents the latitude.



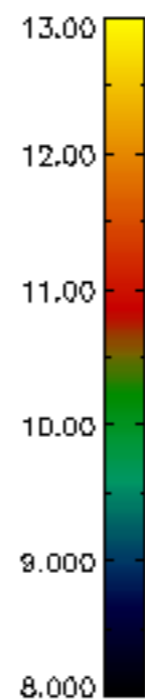
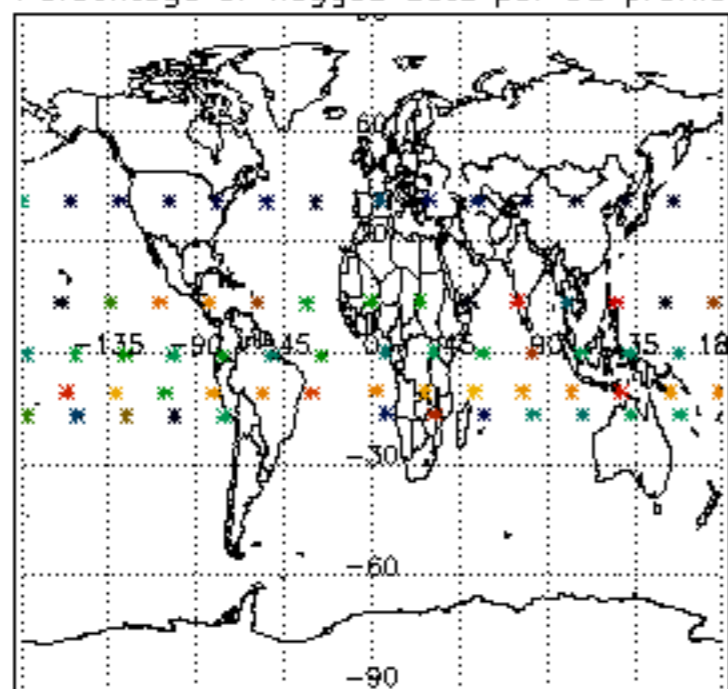
6. Auxiliary Data Files used for the production reported in section 2

The number reported in the third column indicates since which file (see list in section 2) the corresponding auxiliary file has been used. The fourth column is the date of those product files.

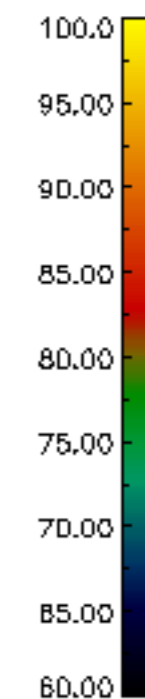
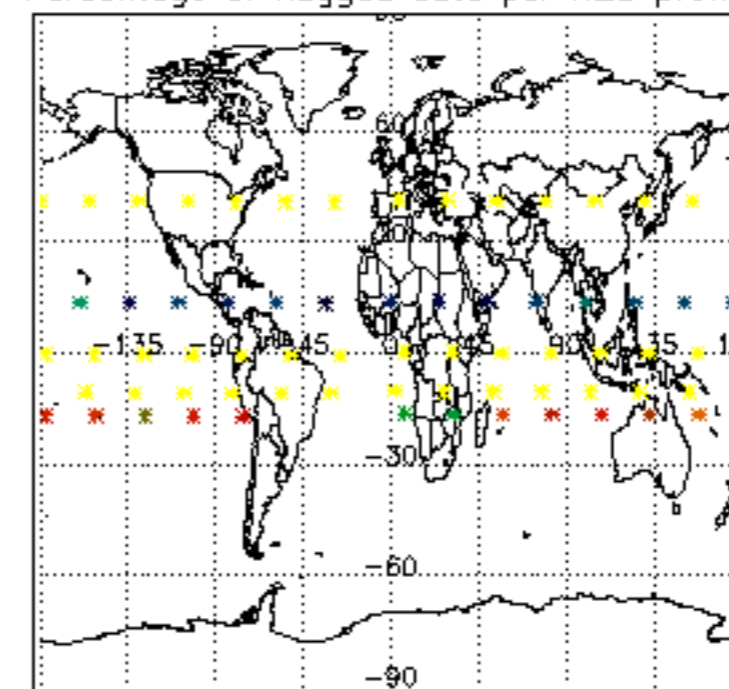
Type	Auxiliary Filename	Used since product	Used since product date
INST_PHYS_CHARACTERISTICS	GOM_INS_AXVIEC20091111_143220_20030716_120000_20500101_000000	1	04-NOV-2009 00:13:32
LEVEL-2_PROC_CONFIG	GOM_PR2_AXVIEC20091111_152718_20020301_000000_20500101_000000	1	04-NOV-2009 00:13:32
CROSS_SECTIONS_FILE	GOM_CRS_AXVIEC20091111_154832_20020301_000000_20500101_000000	1	04-NOV-2009 00:13:32



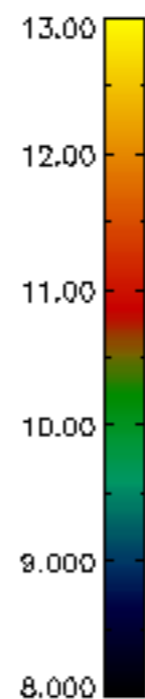
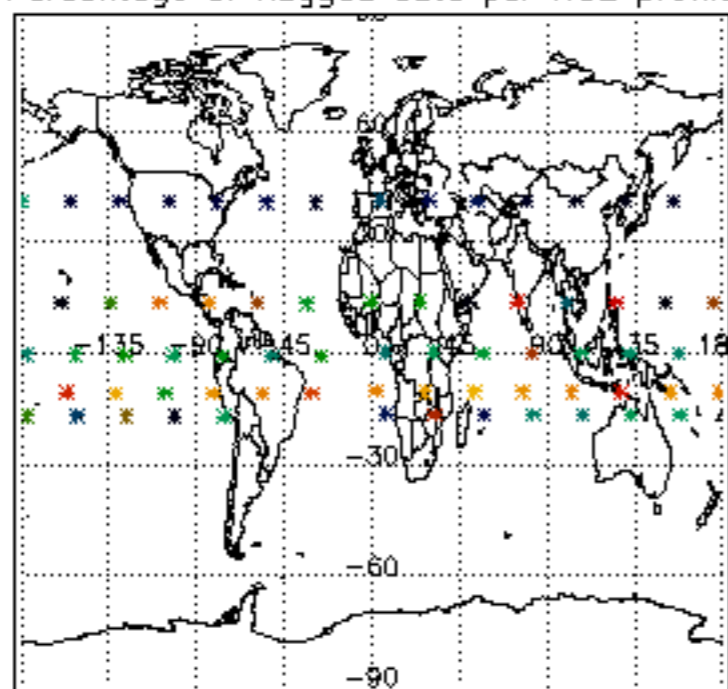
Percentage of flagged data per D3 profile



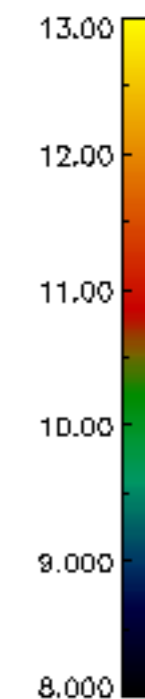
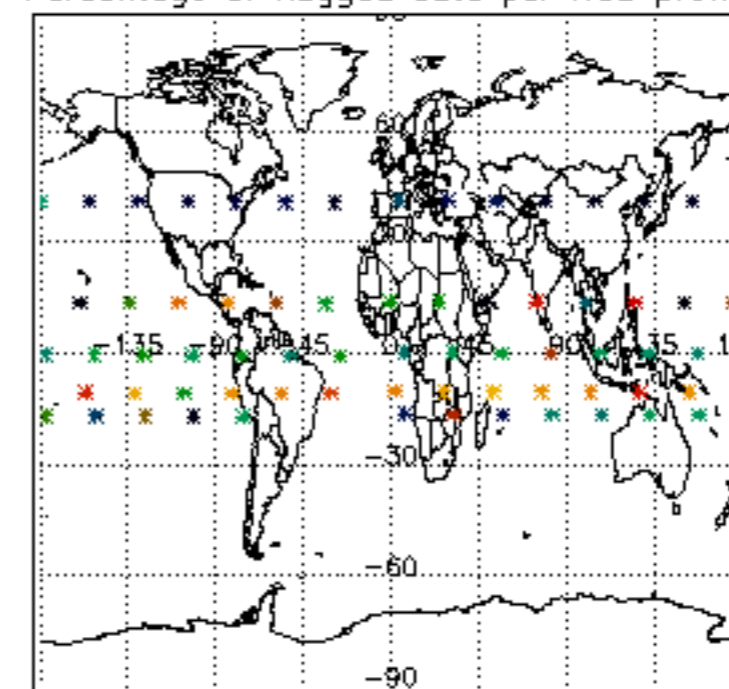
Percentage of flagged data per H2O profile

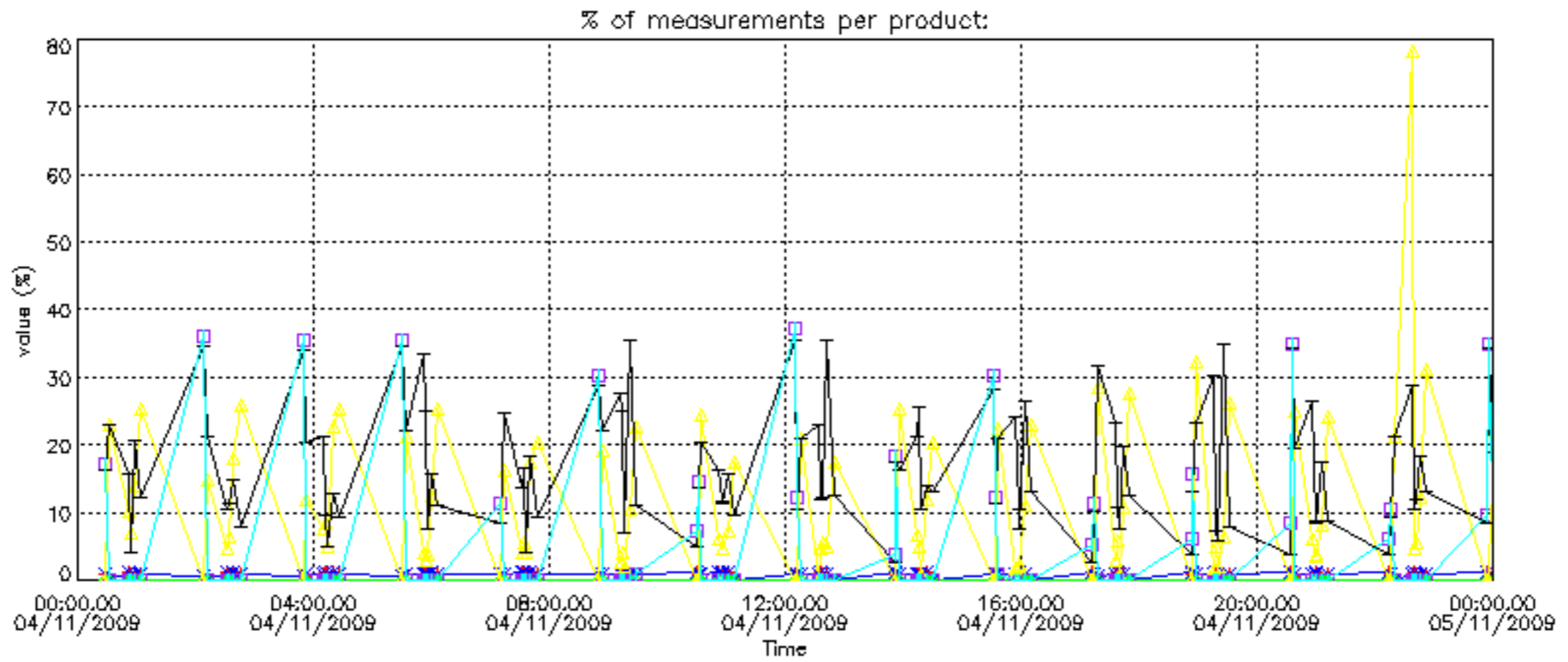


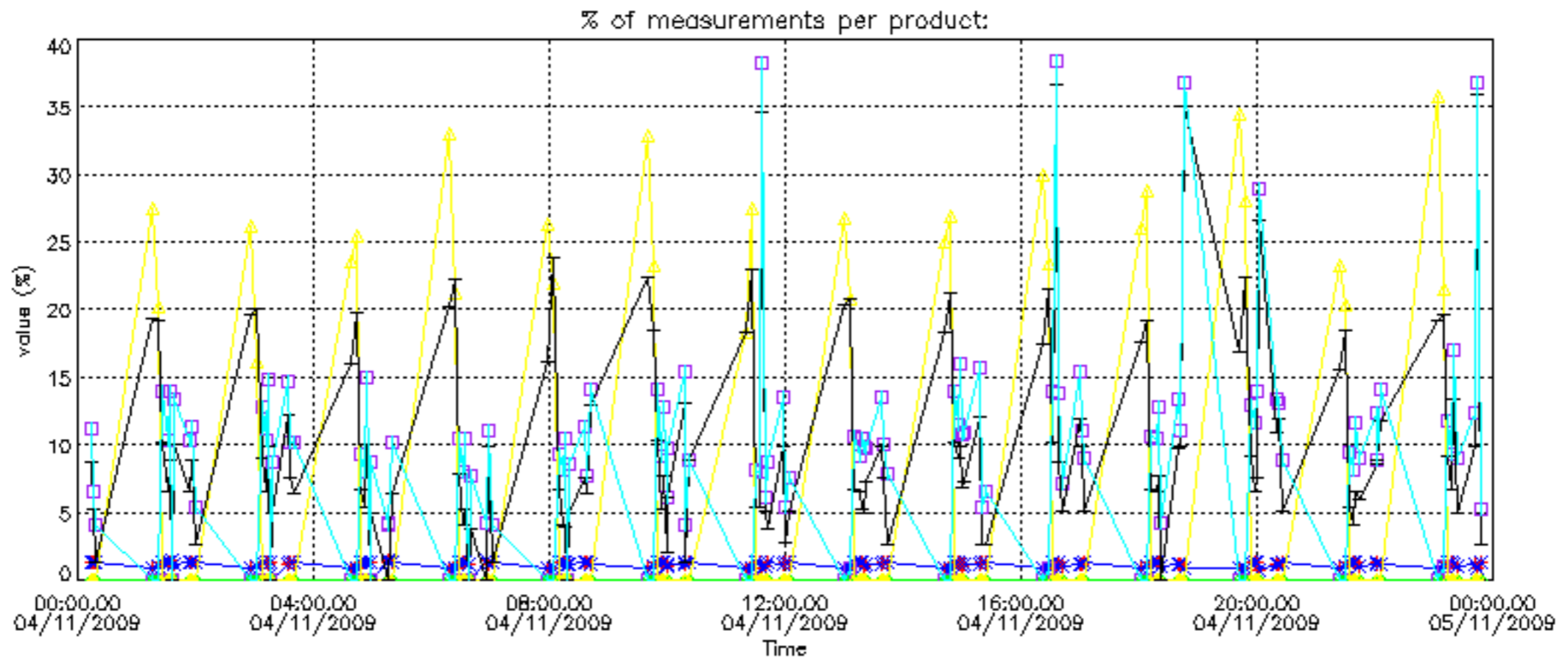
Percentage of flagged data per NO2 profile



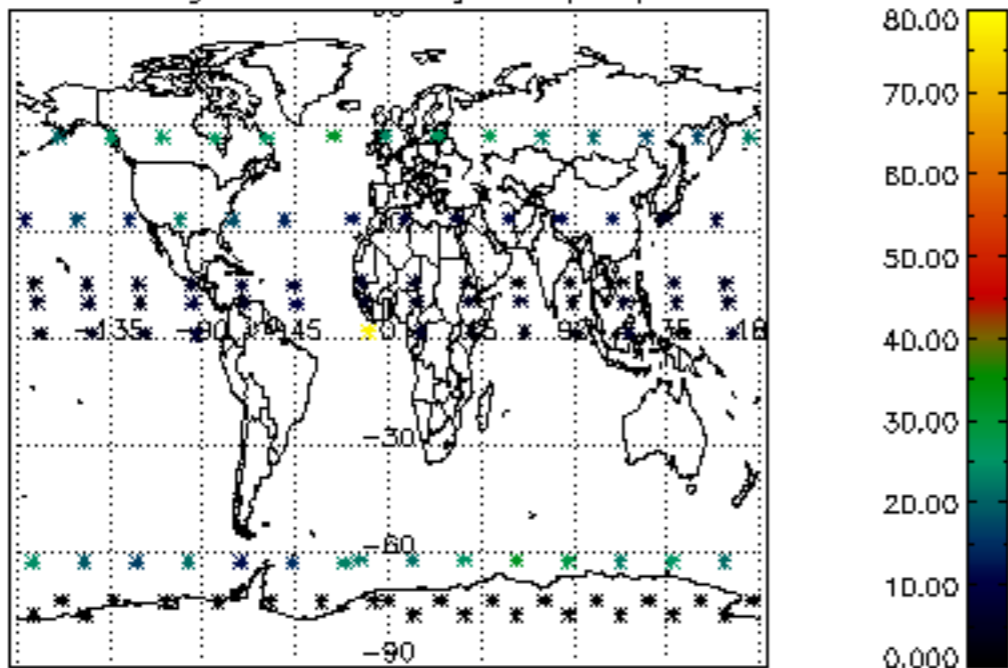
Percentage of flagged data per NO3 profile



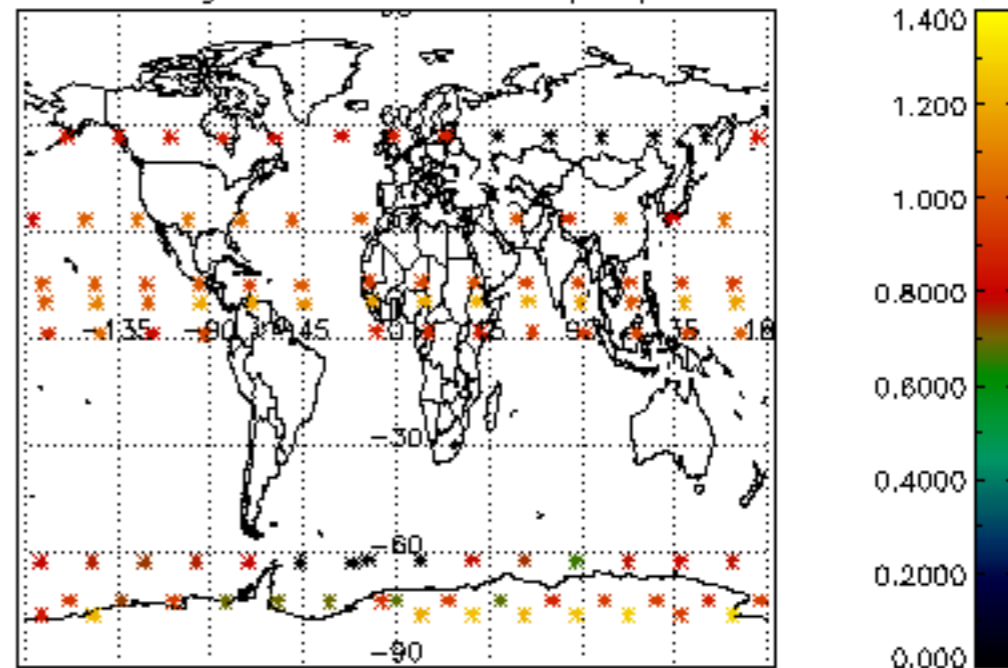




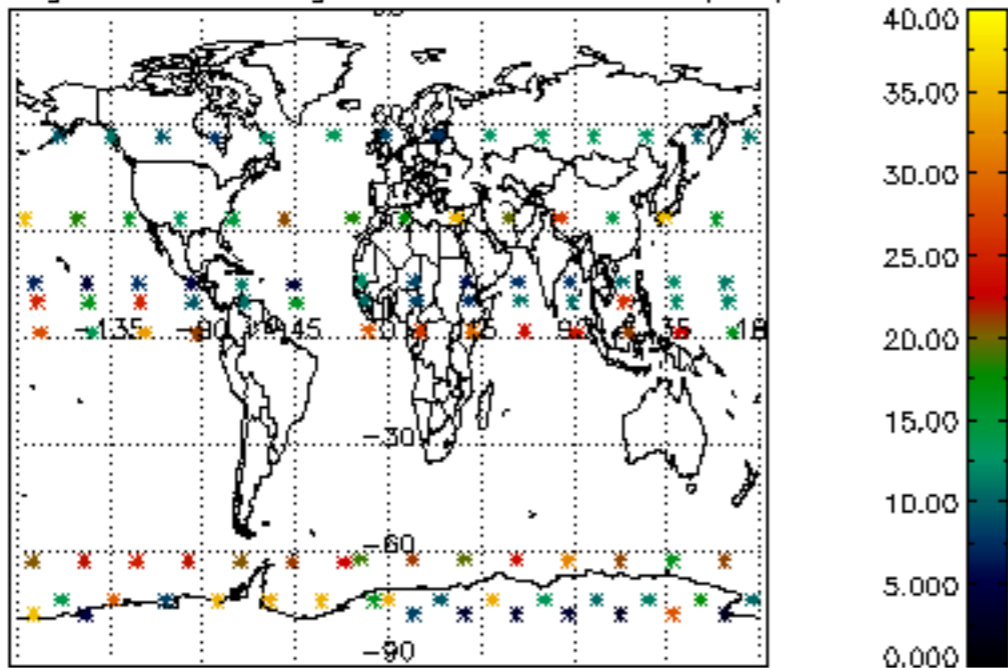
Percentage of cosmic ray hits per profile



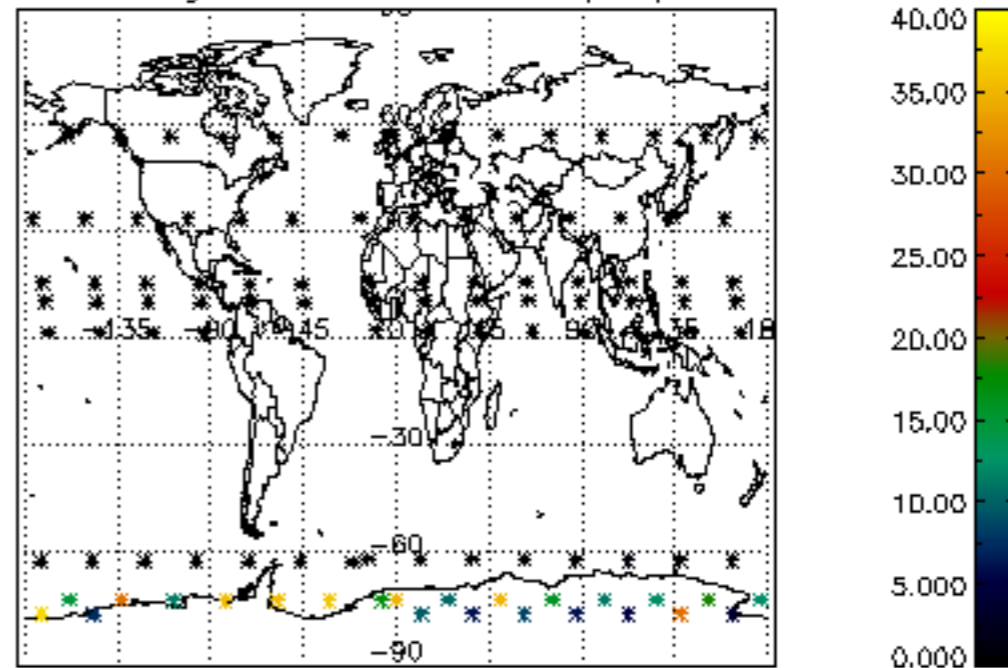
Percentage of datation errors per profile



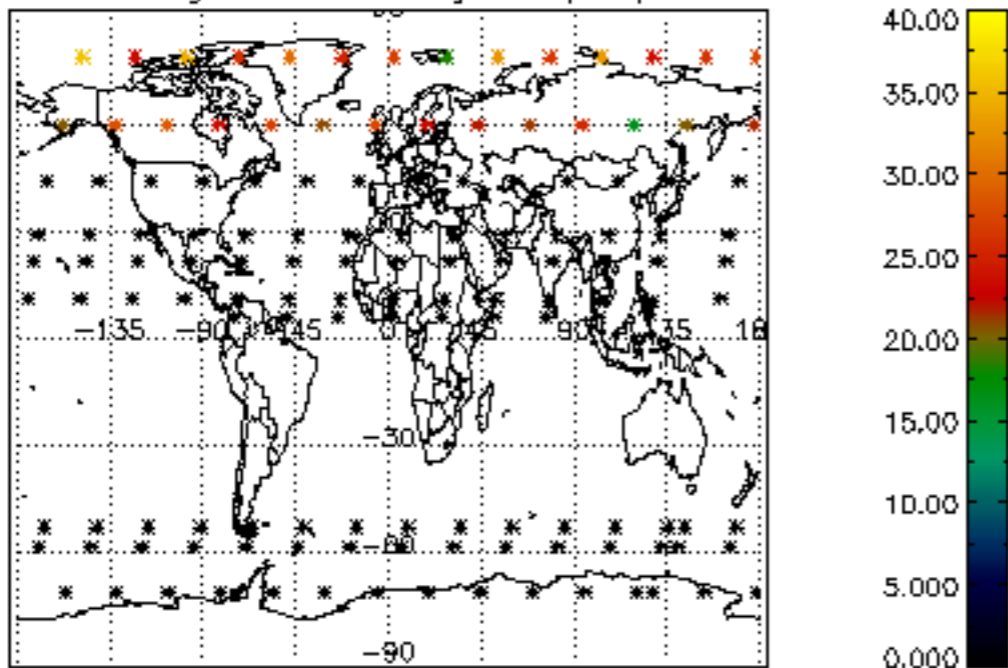
Percentage of star falling outside central band per profile



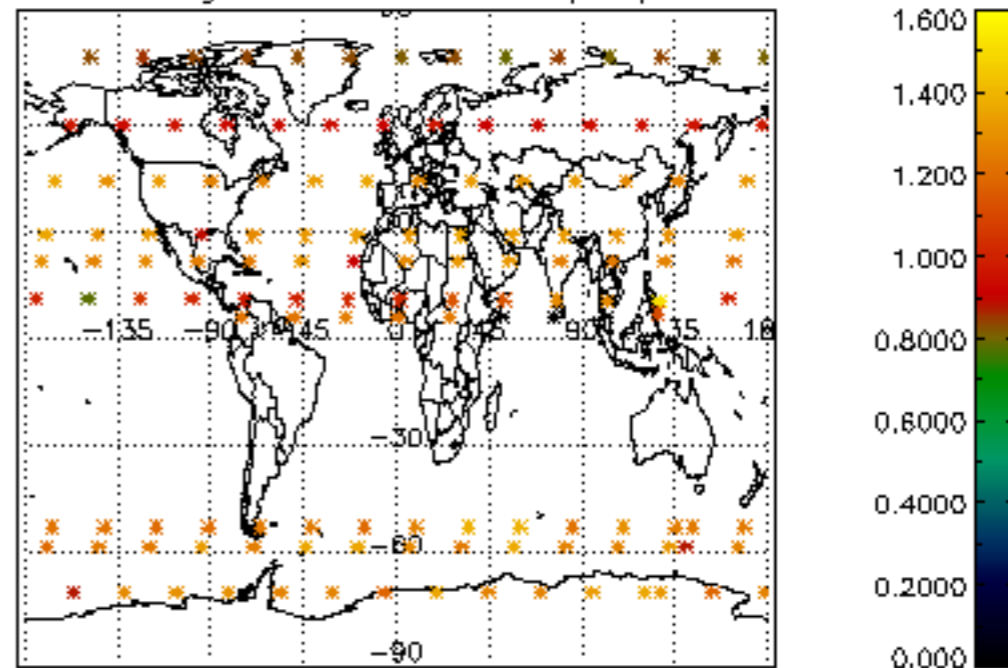
Percentage of saturation errors per profile



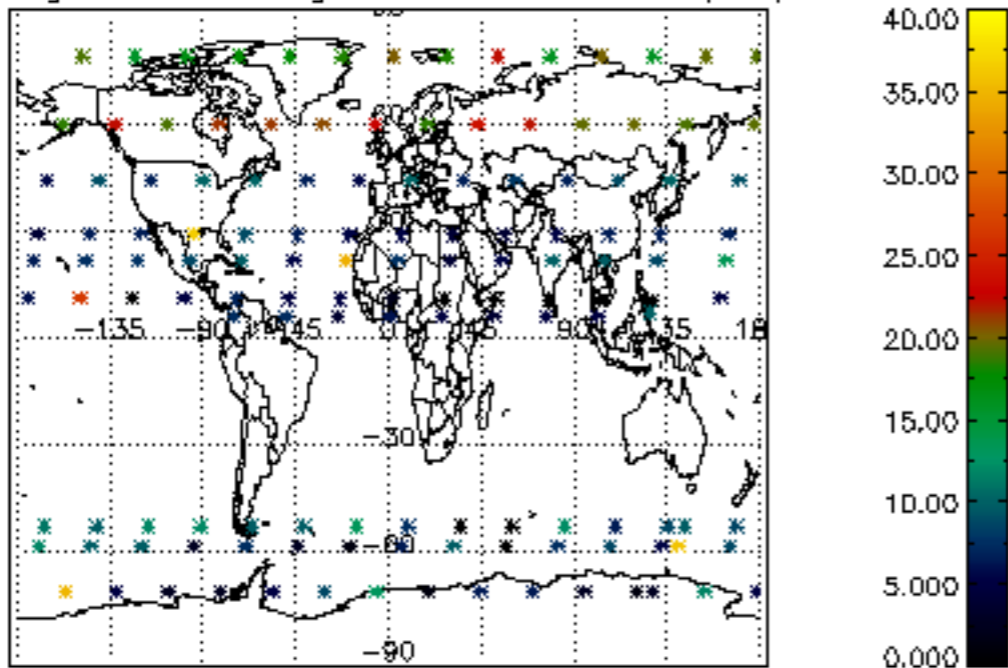
Percentage of cosmic ray hits per profile



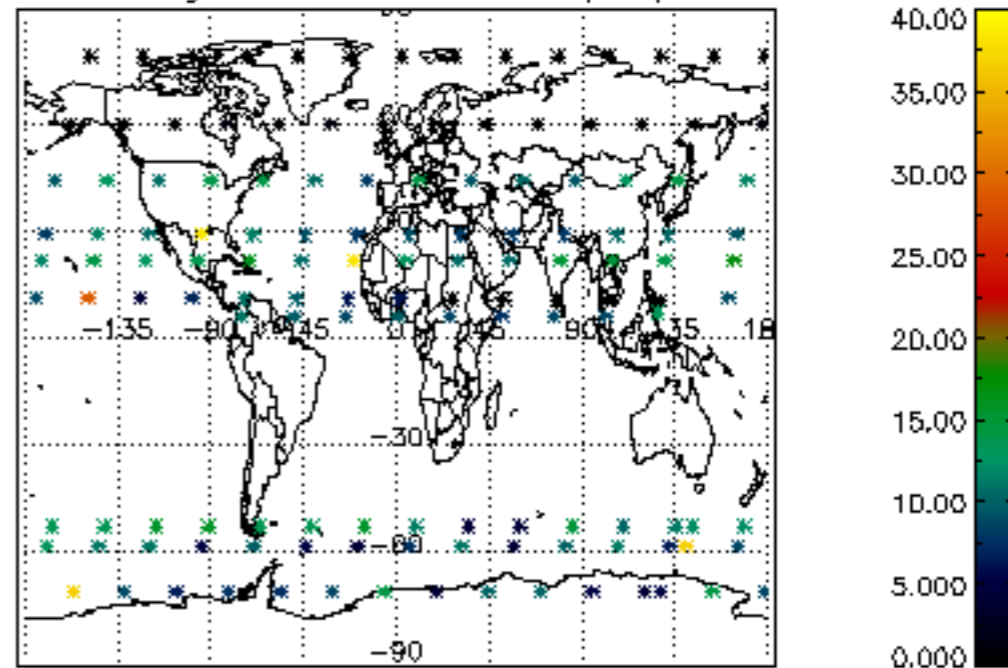
Percentage of datation errors per profile

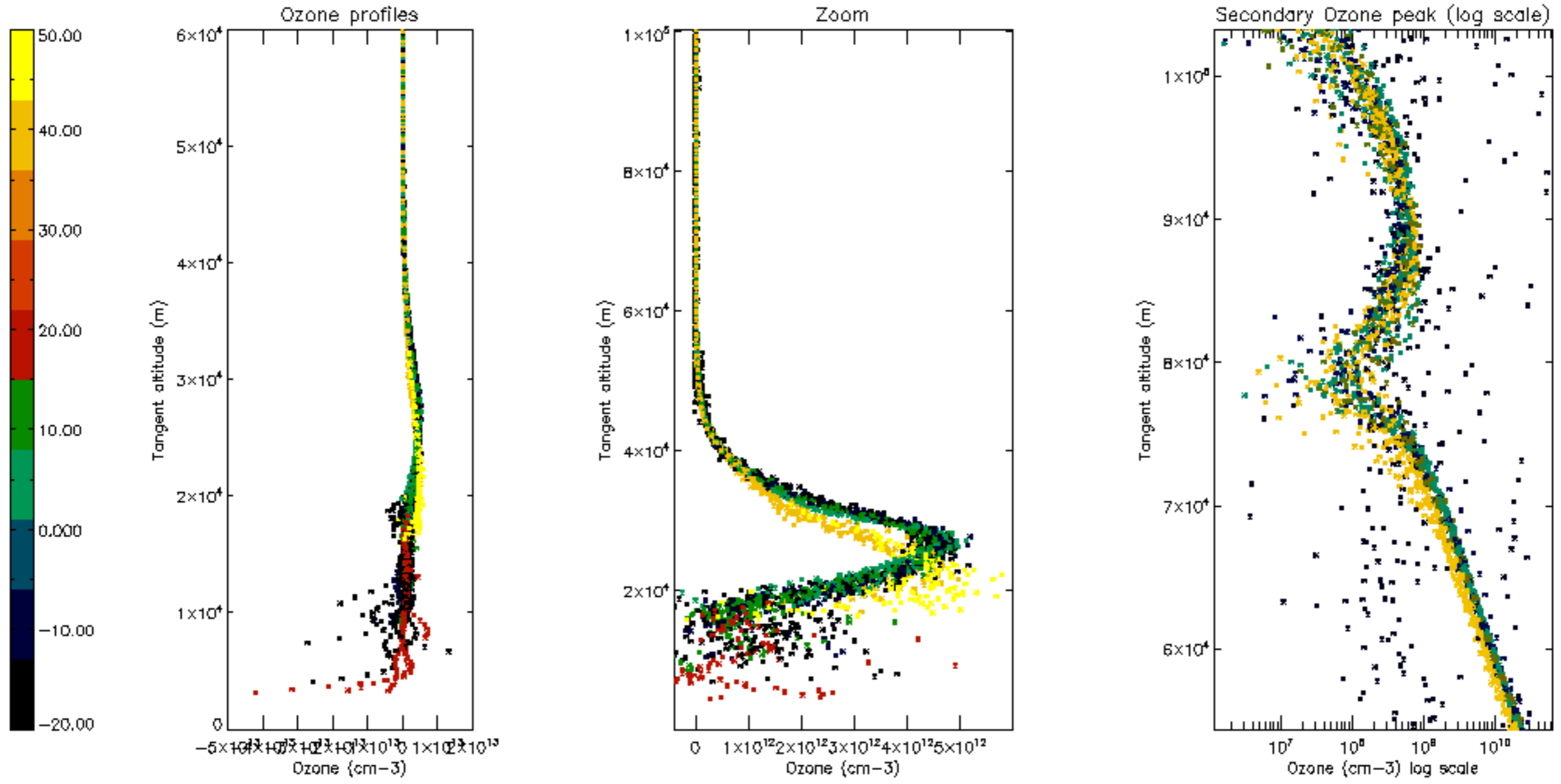


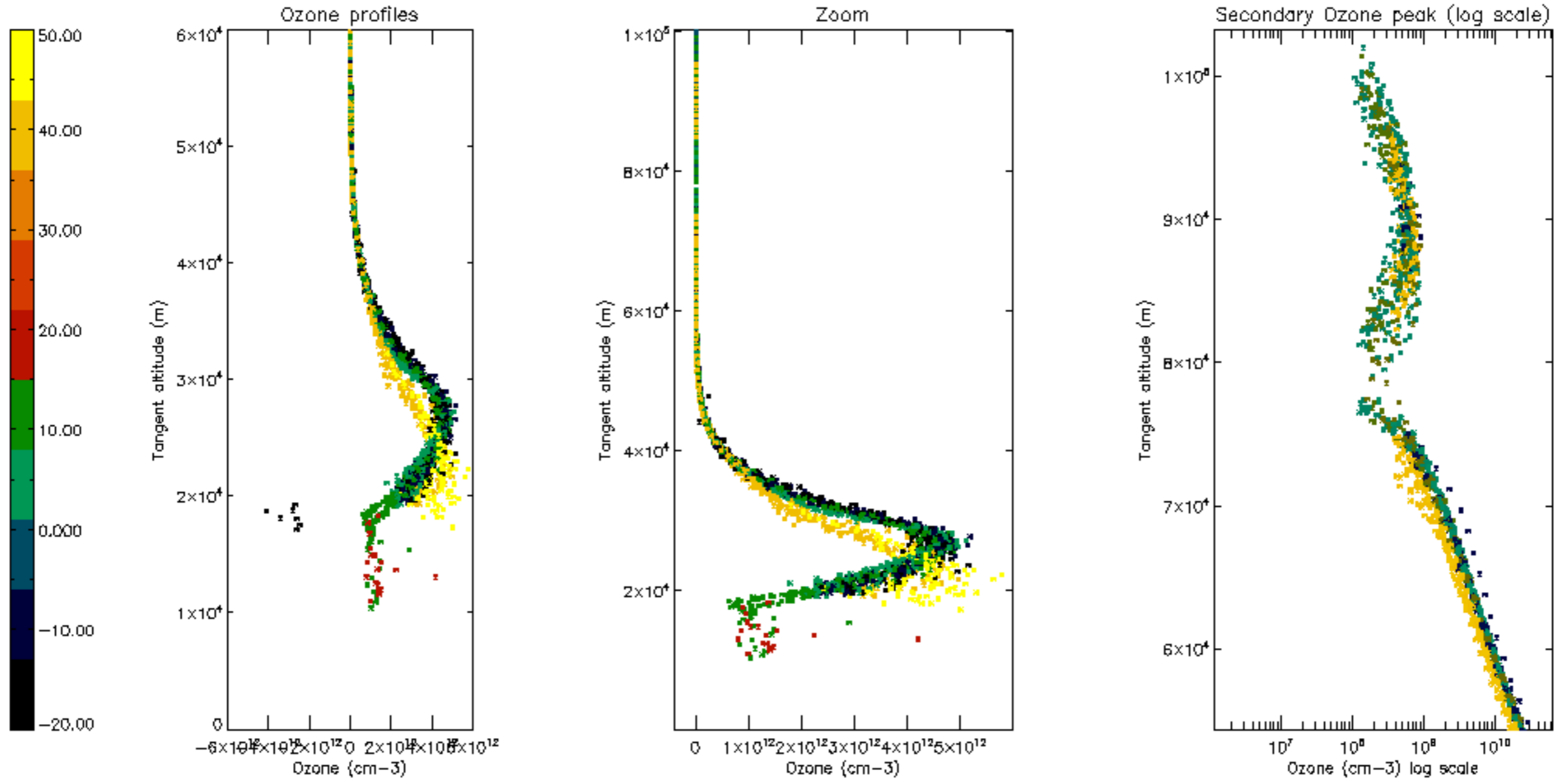
Percentage of star falling outside central band per profile

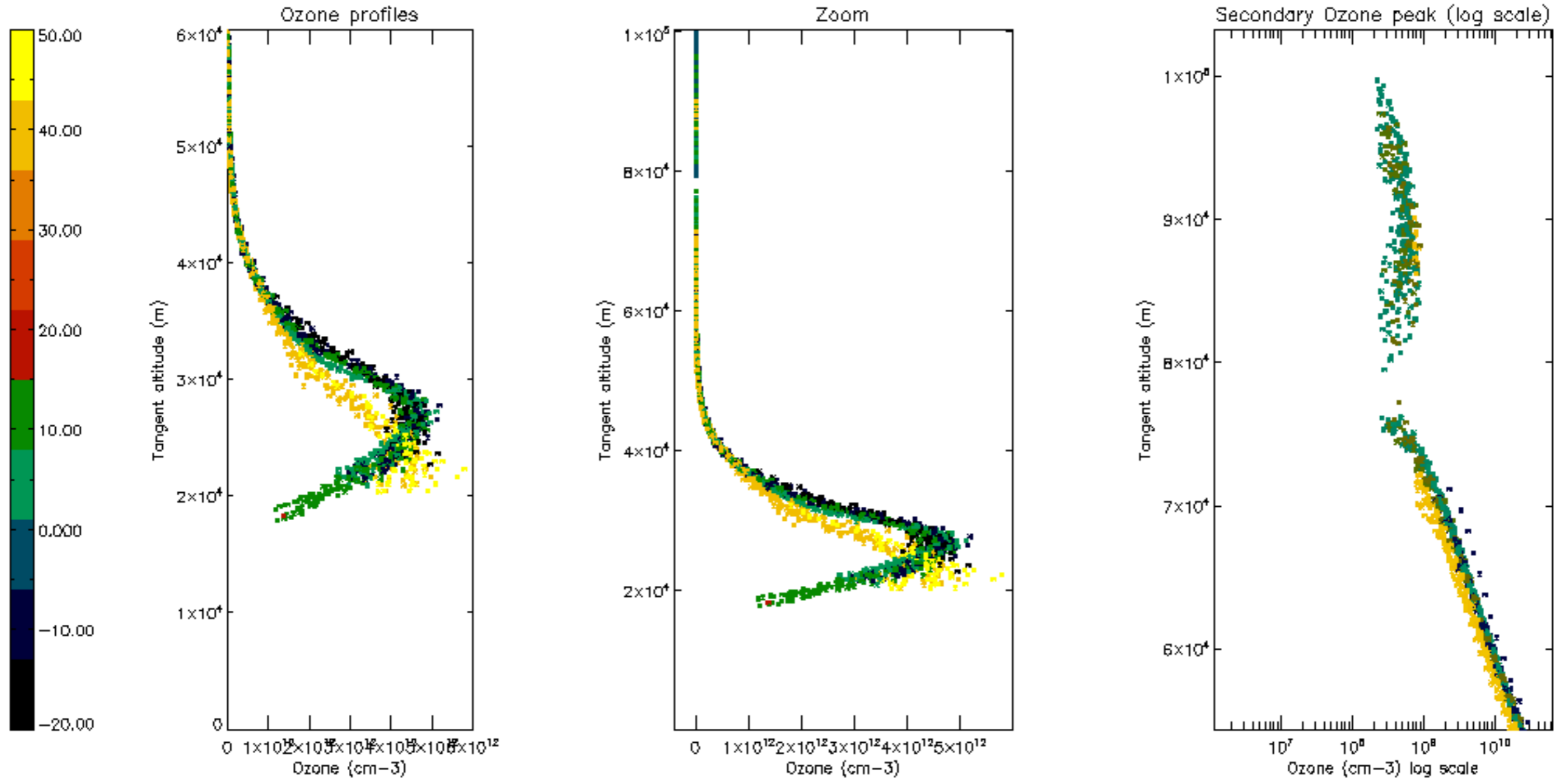


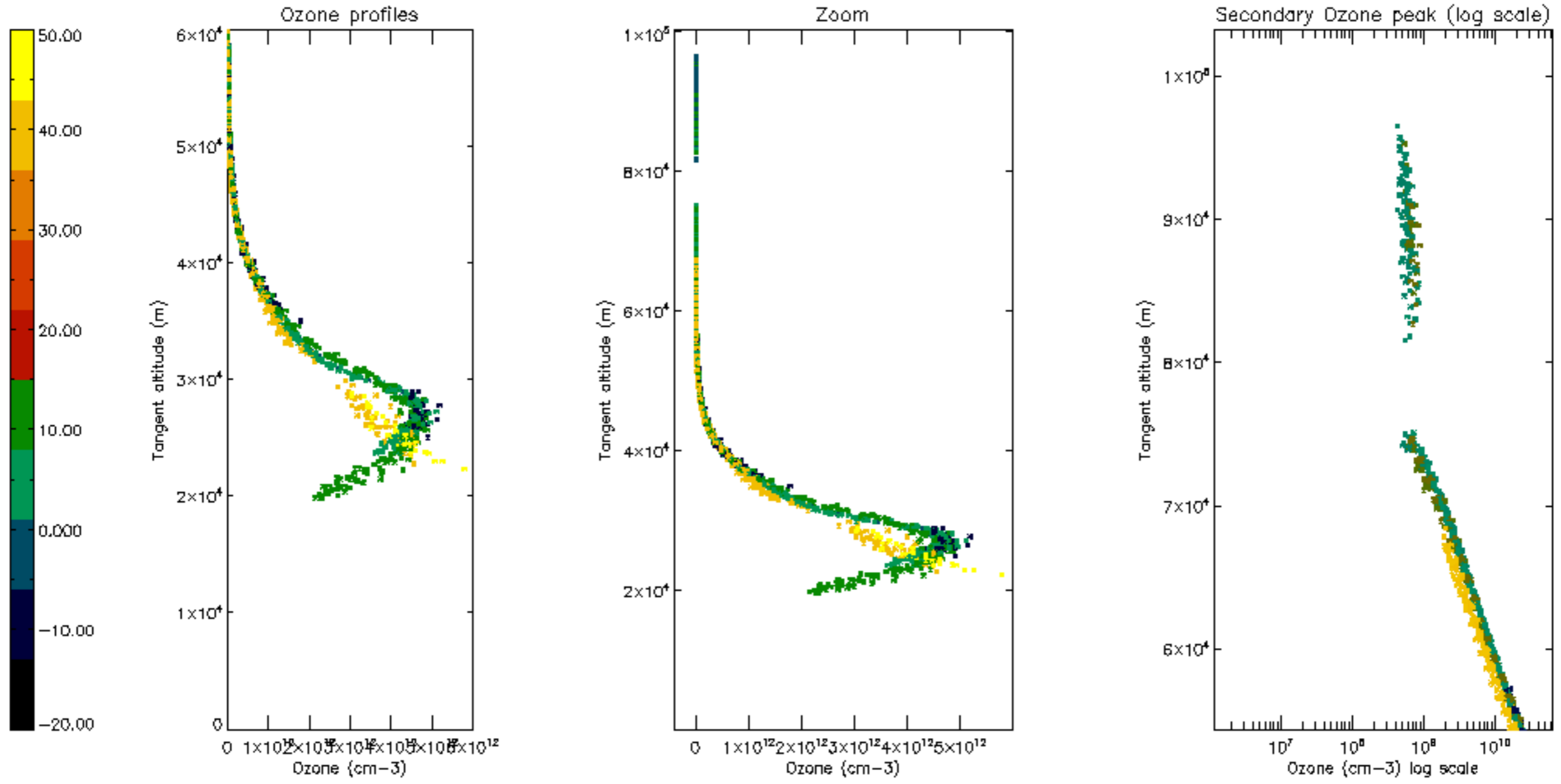
Percentage of saturation errors per profile

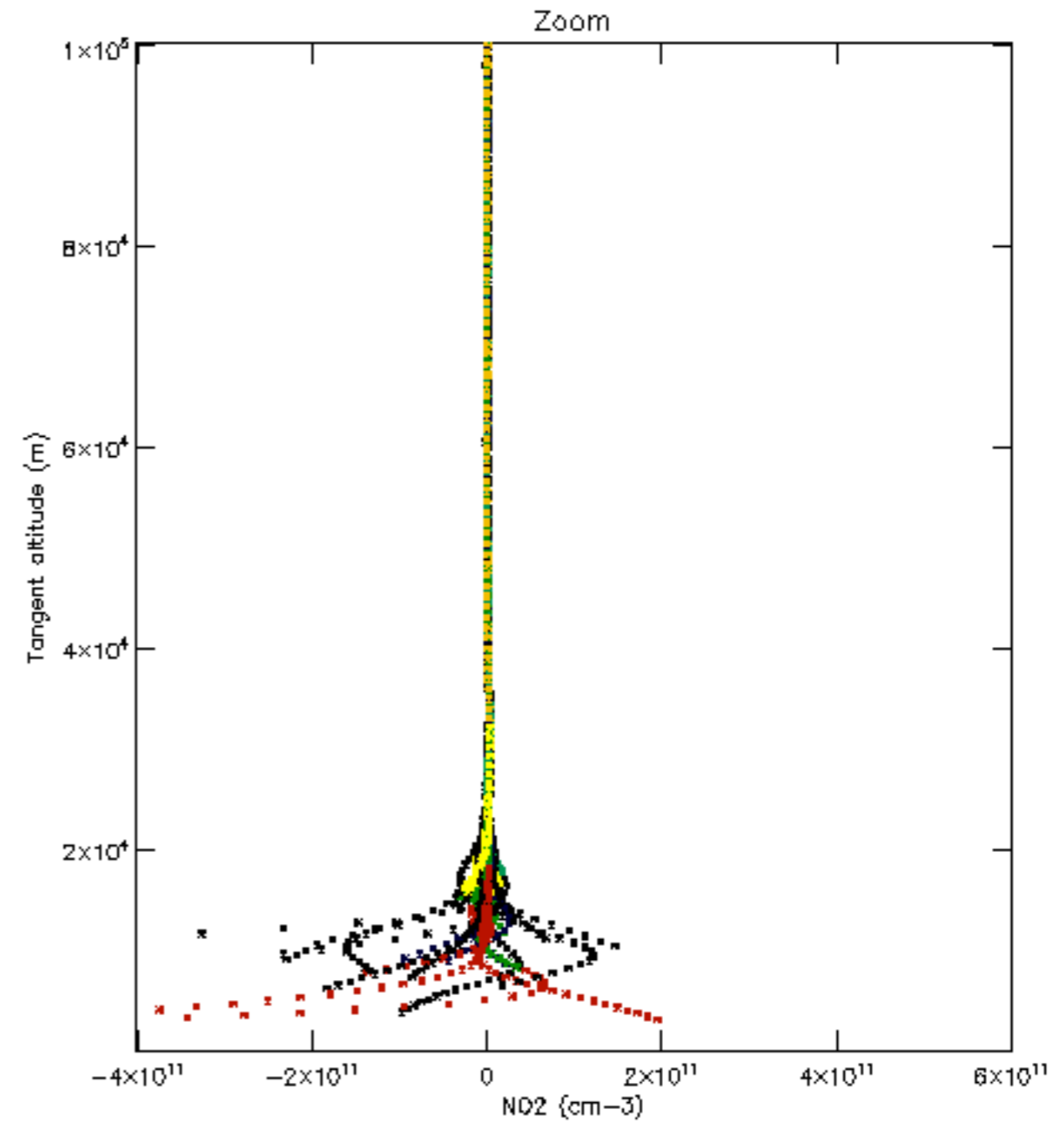
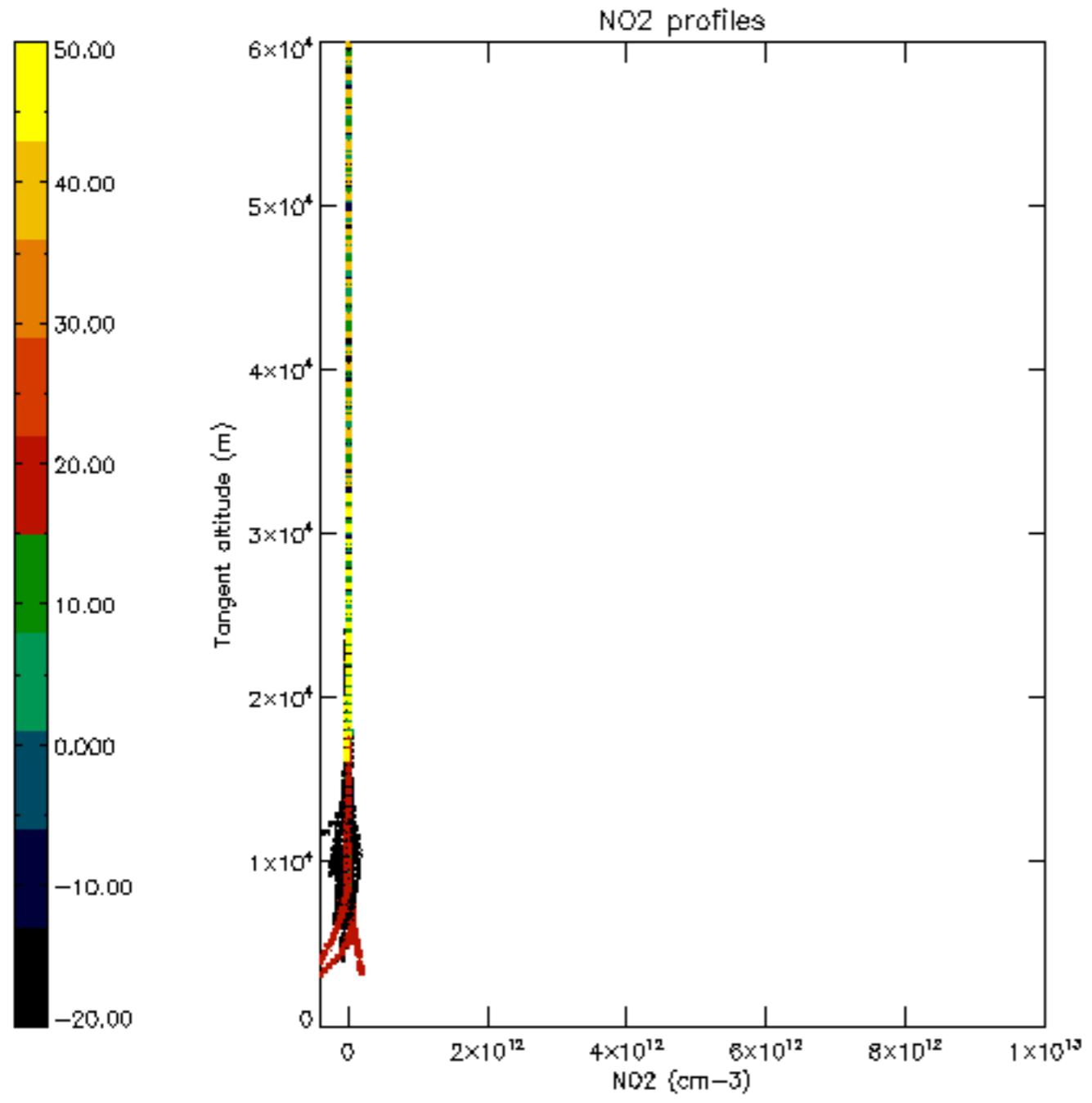


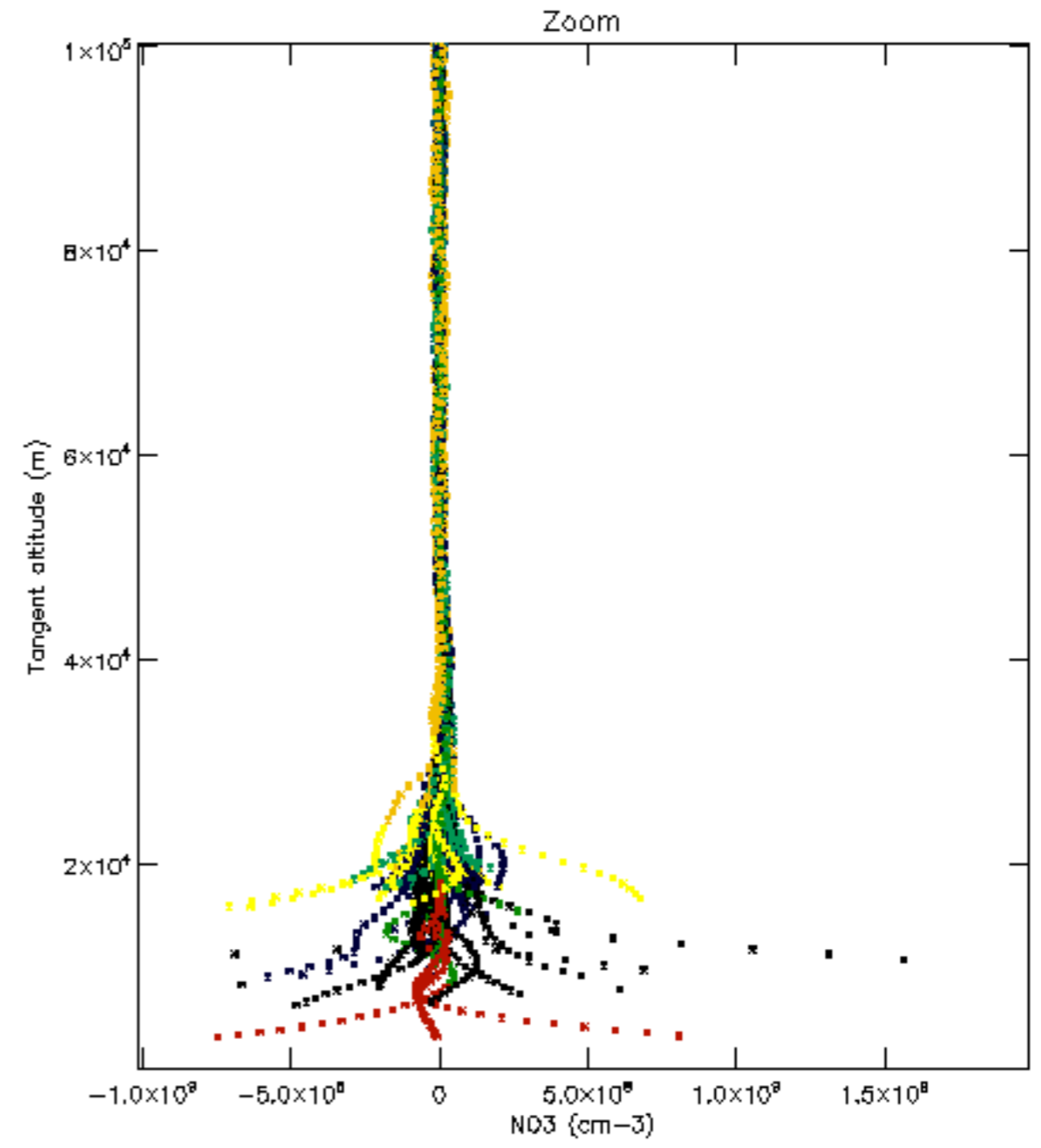
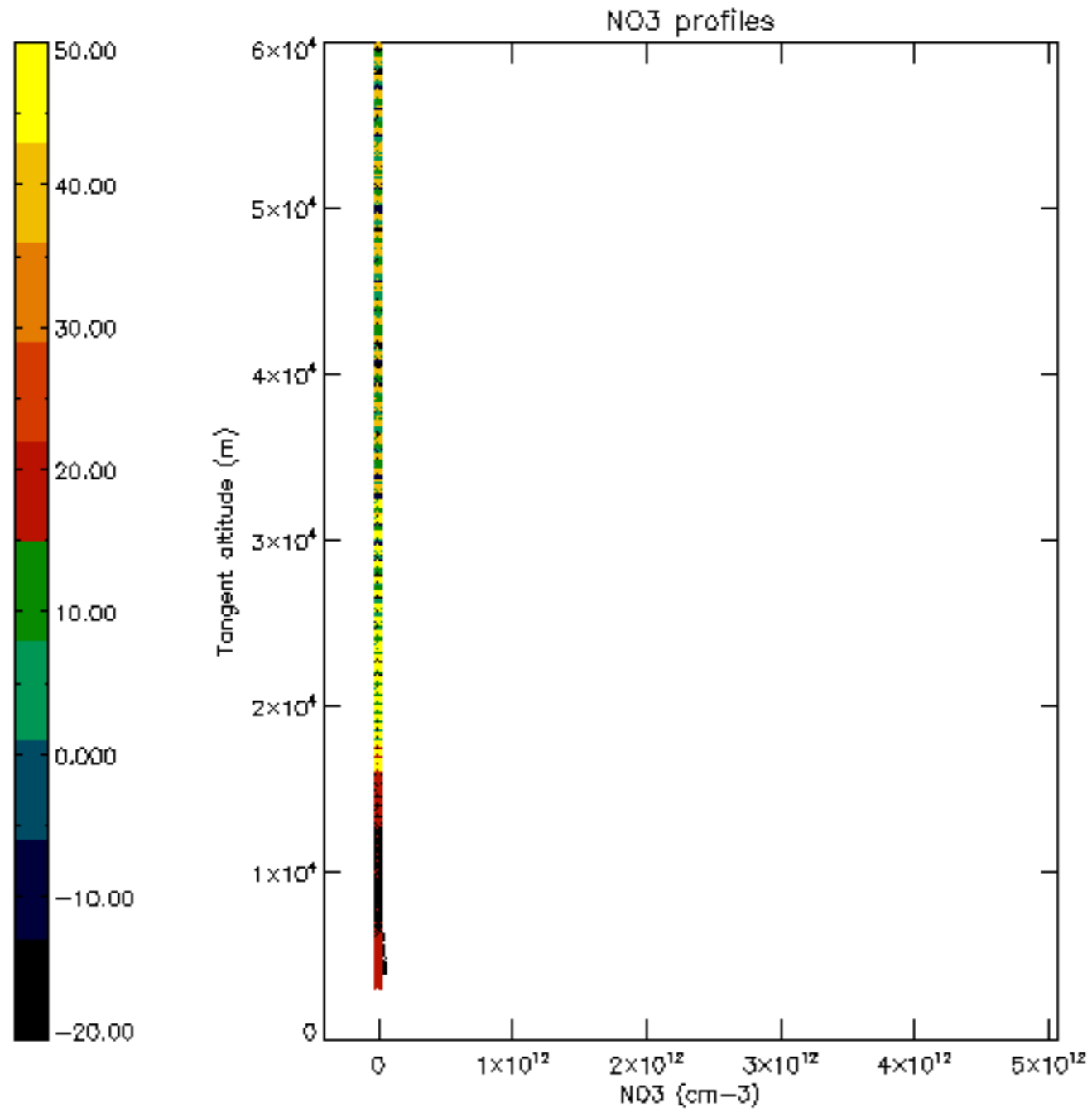


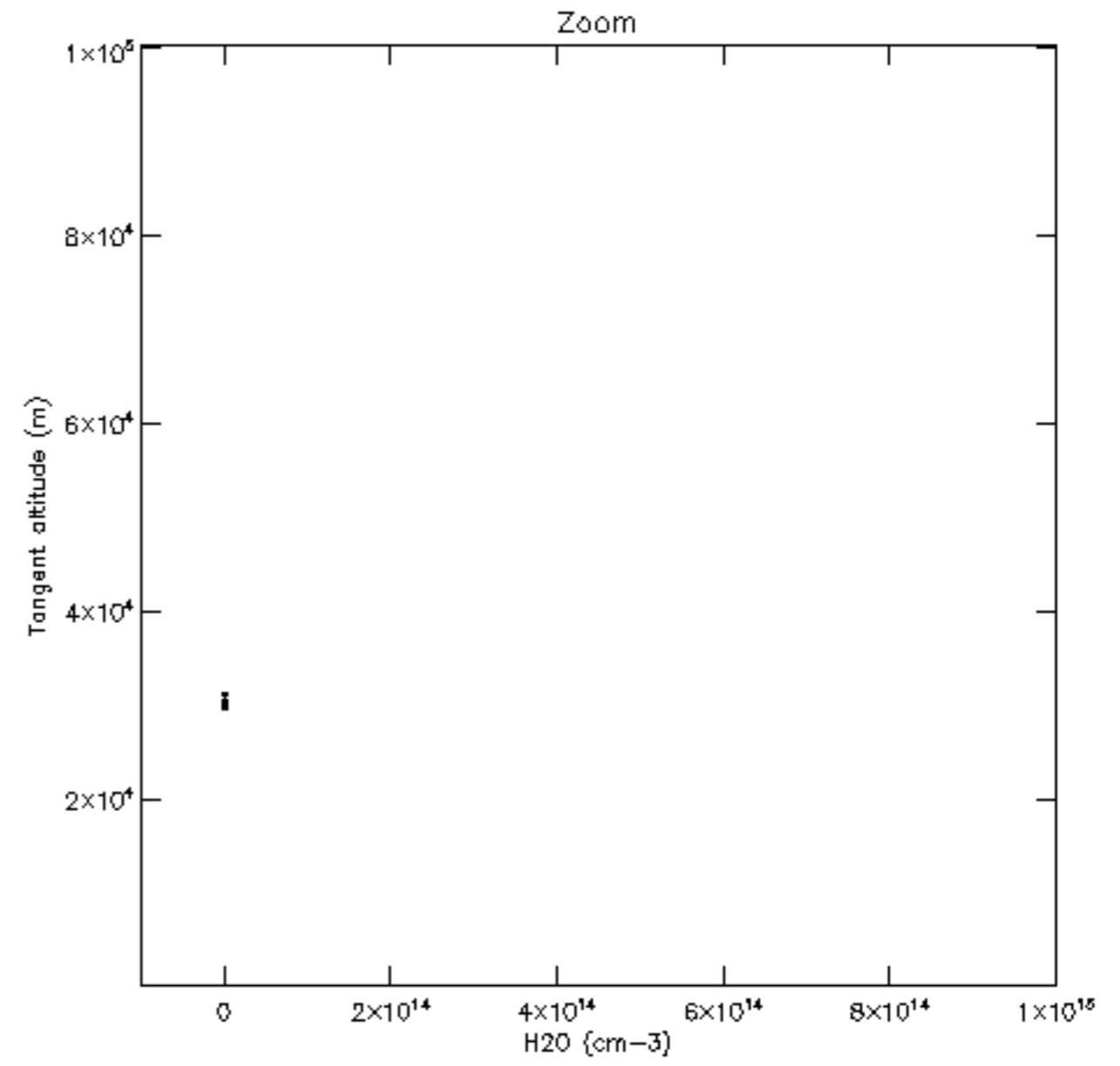
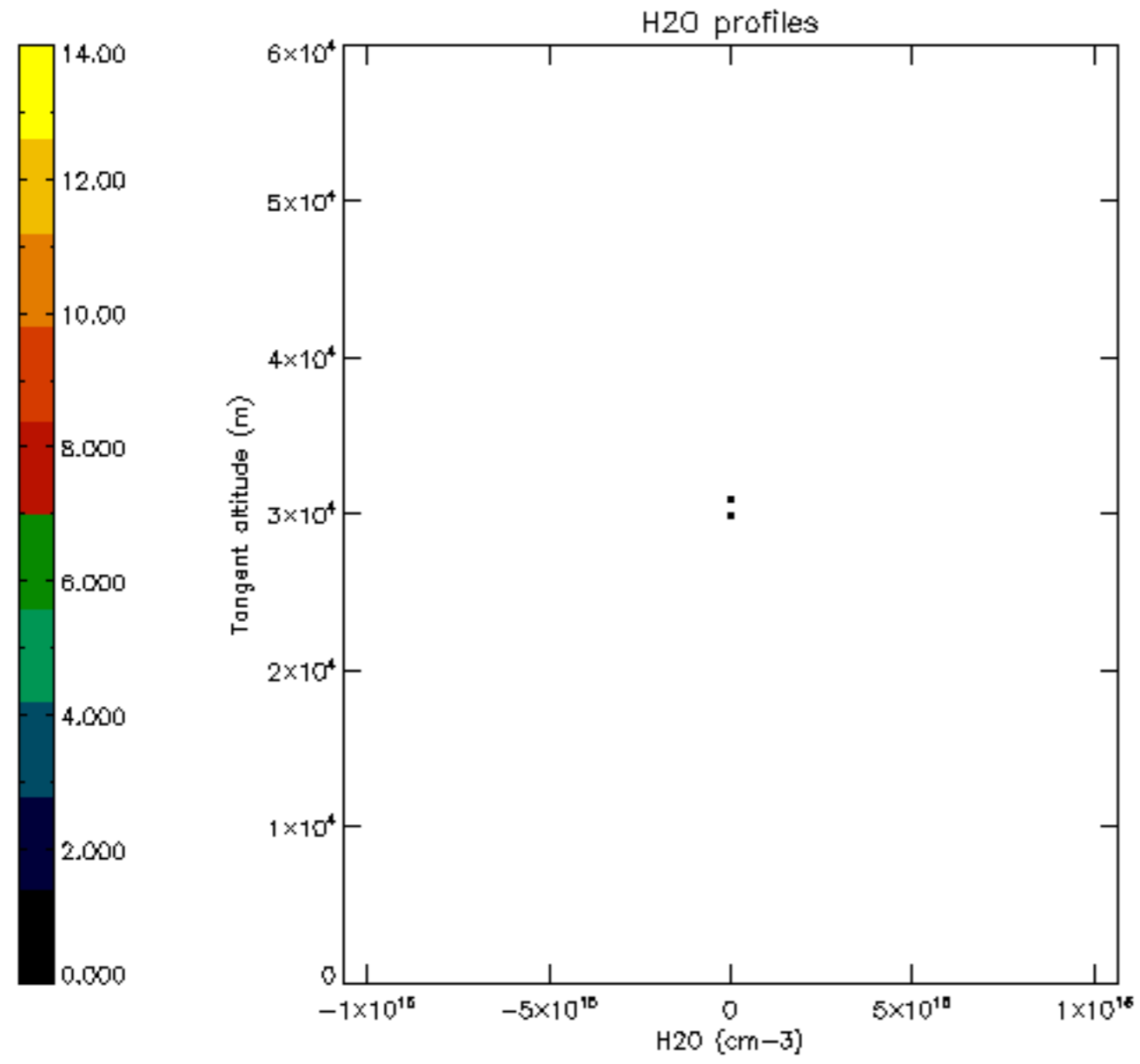


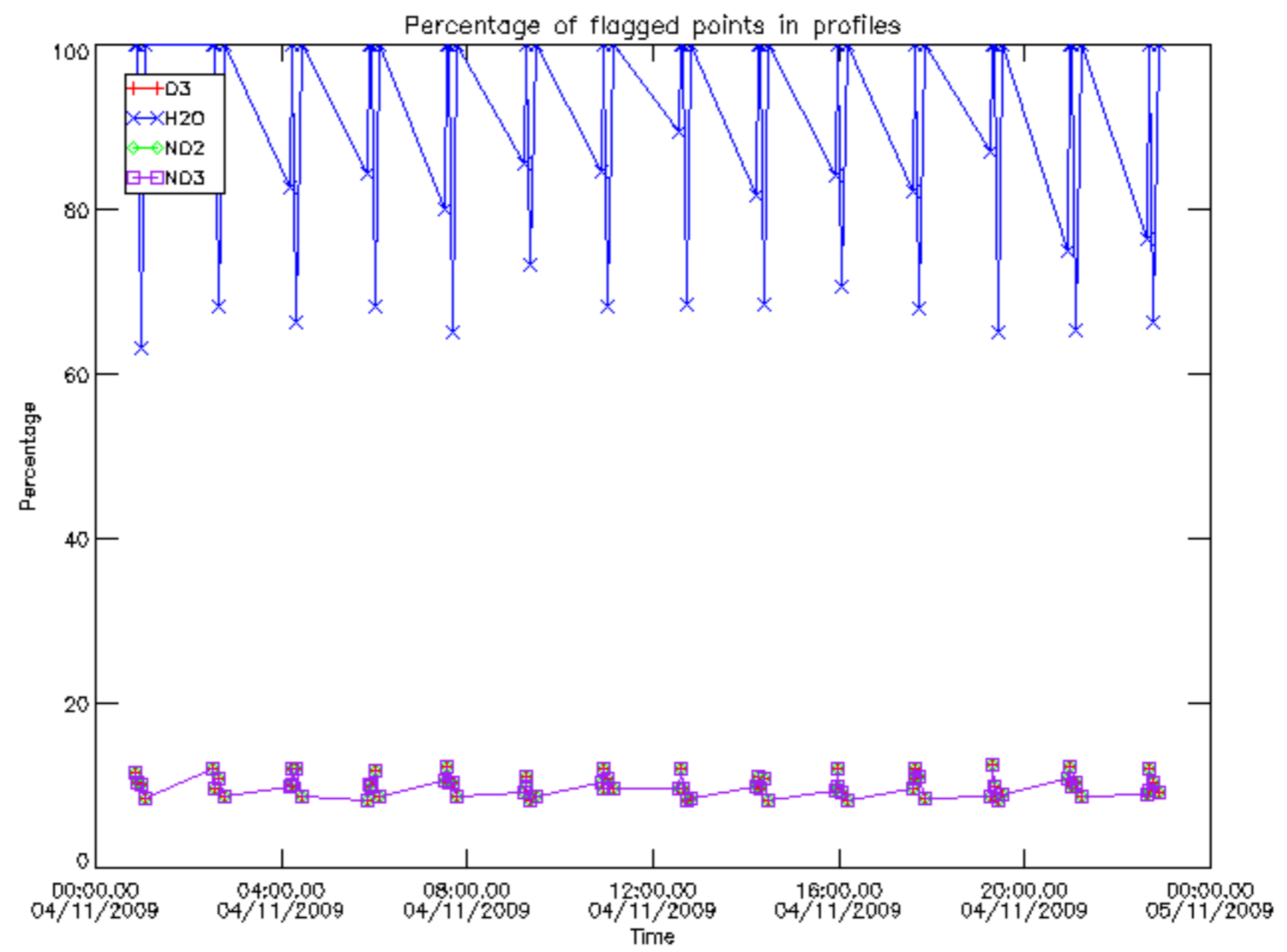




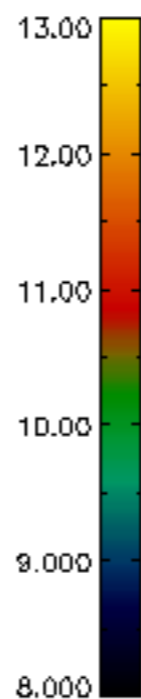
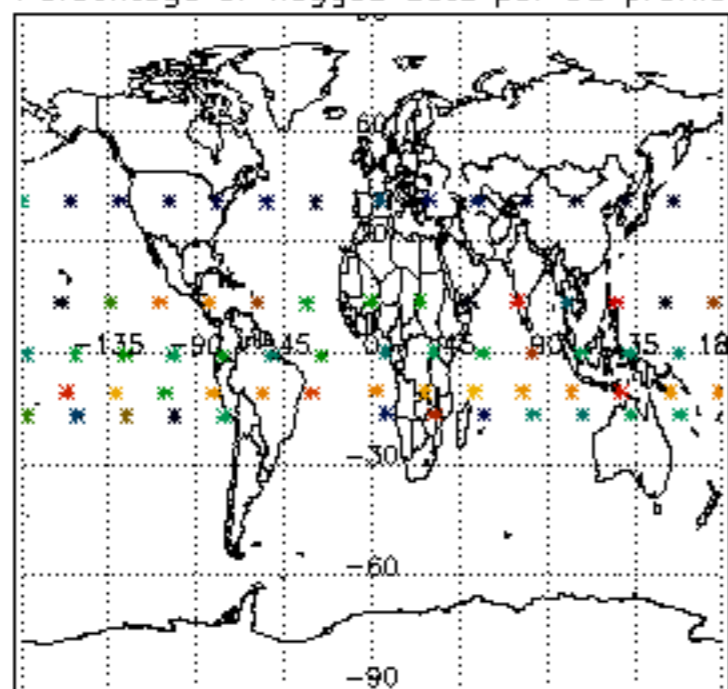




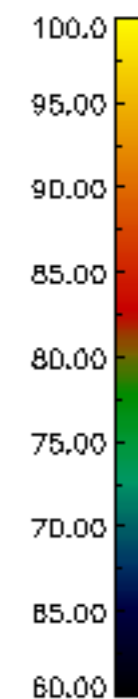
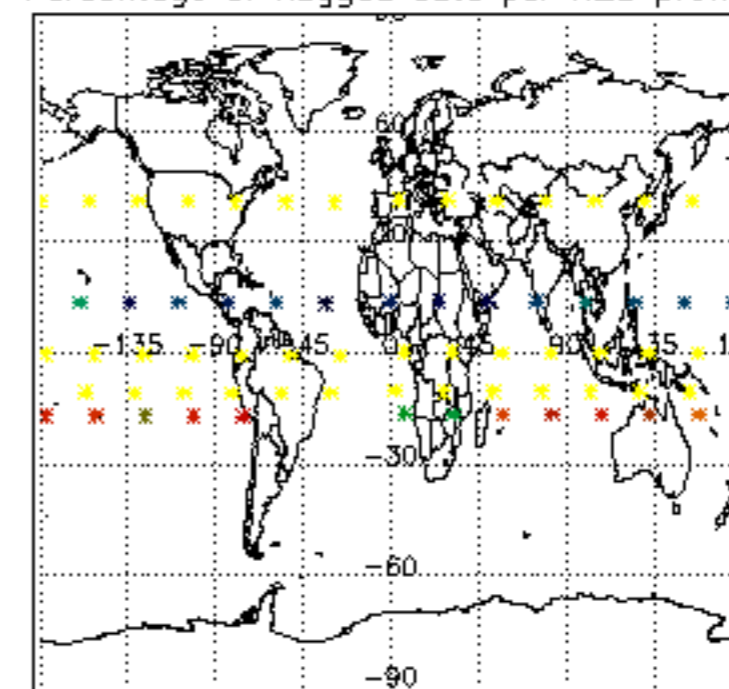




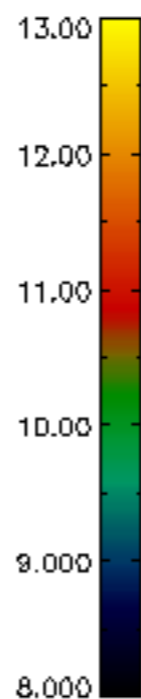
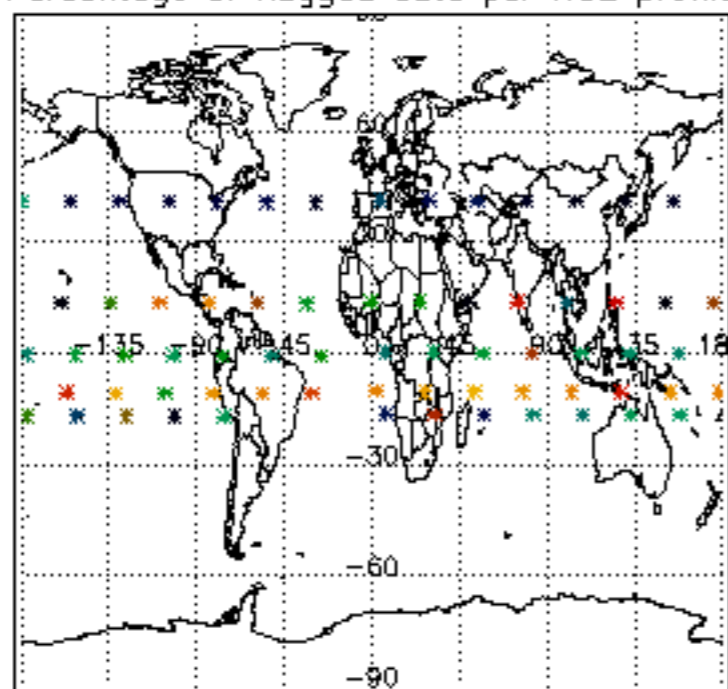
Percentage of flagged data per D3 profile



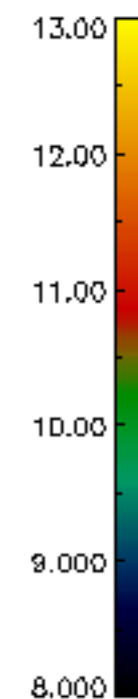
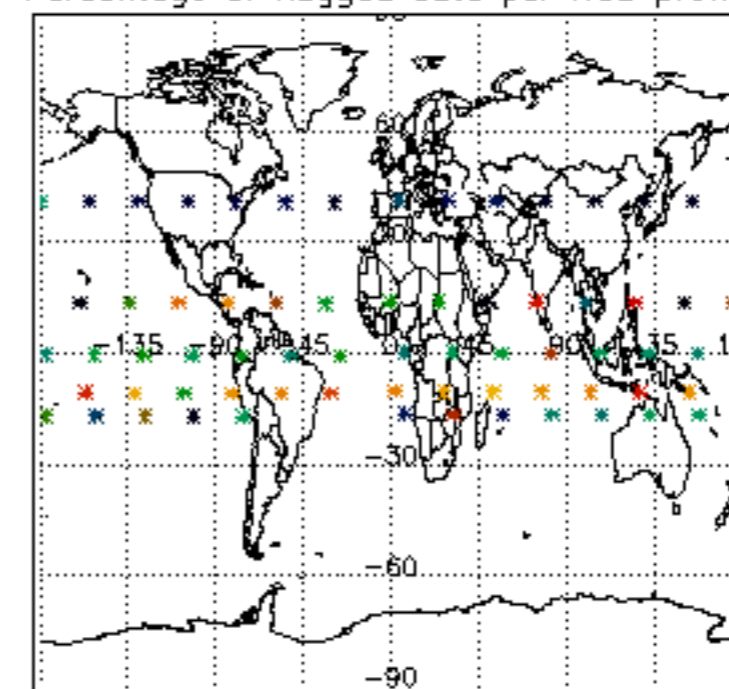
Percentage of flagged data per H2O profile

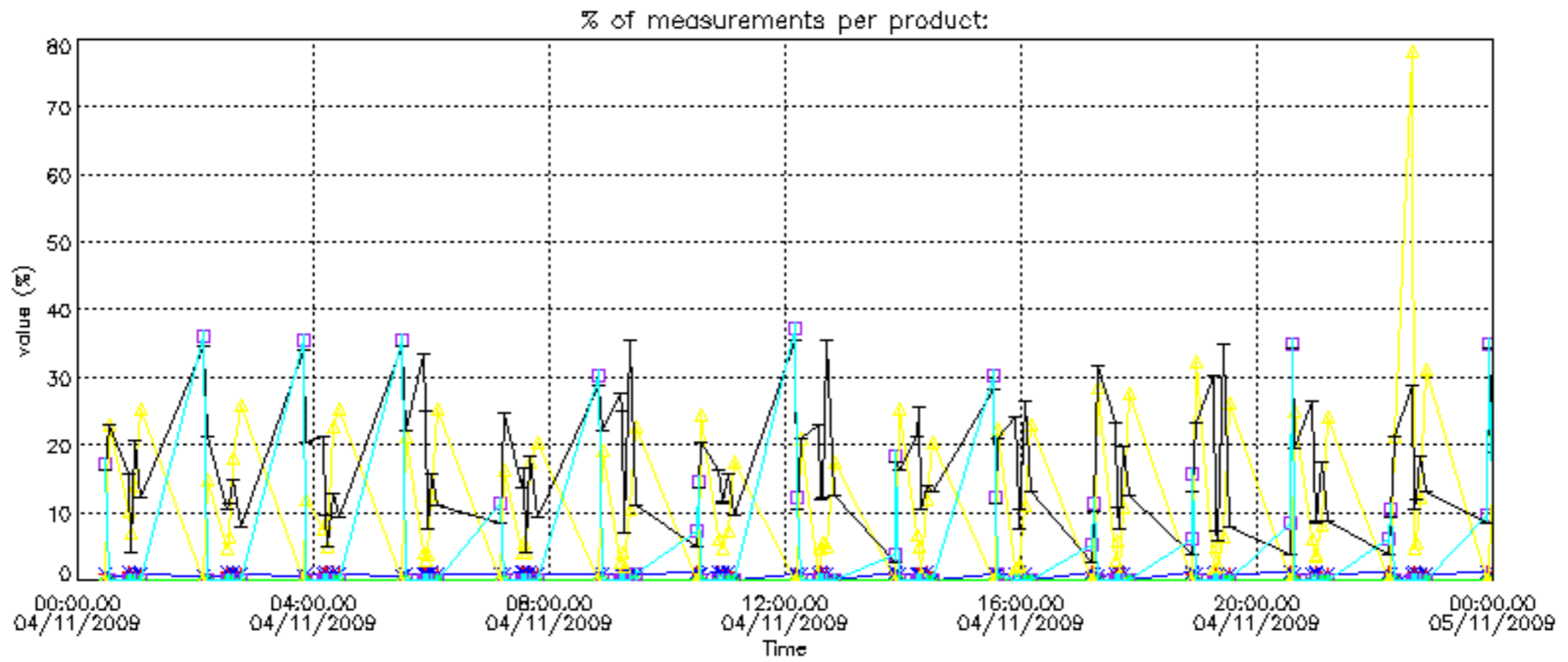


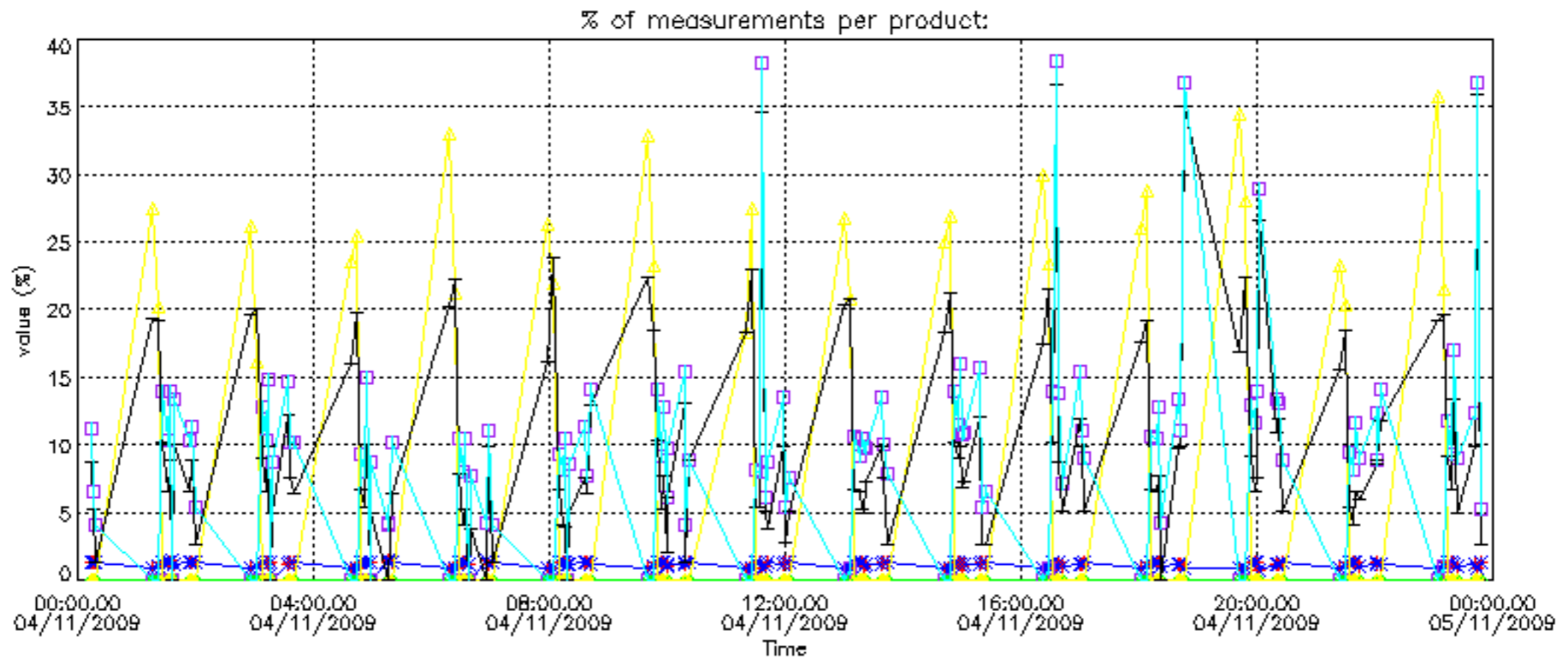
Percentage of flagged data per NO2 profile



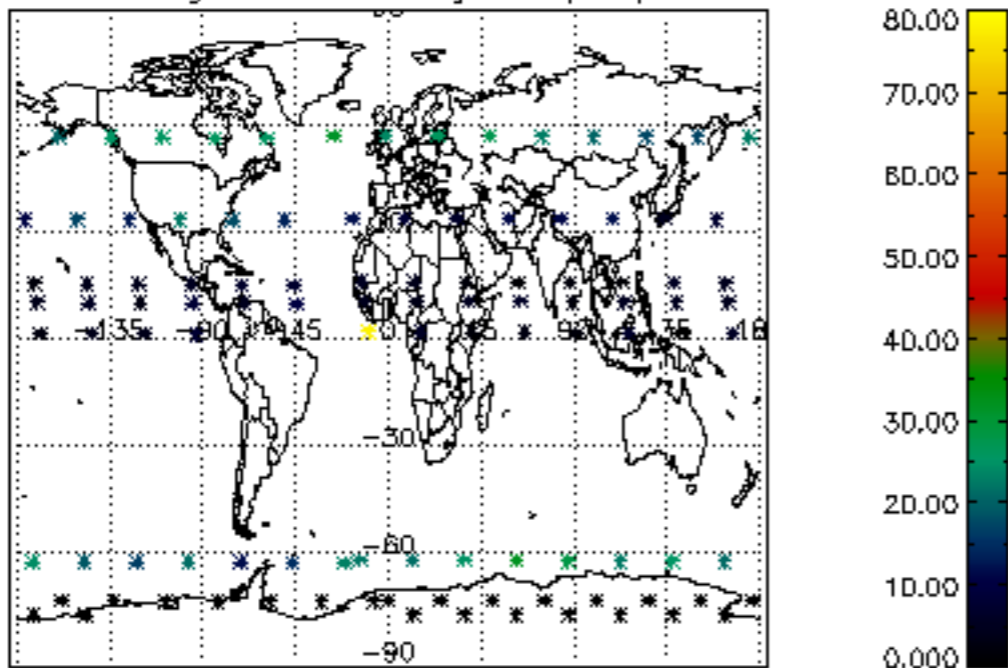
Percentage of flagged data per NO3 profile



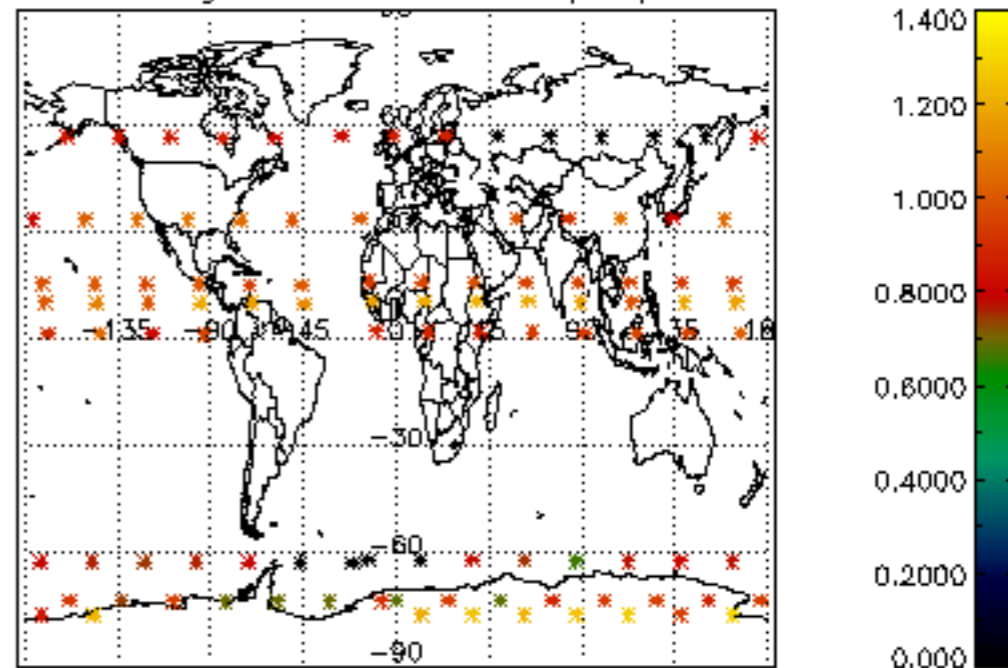




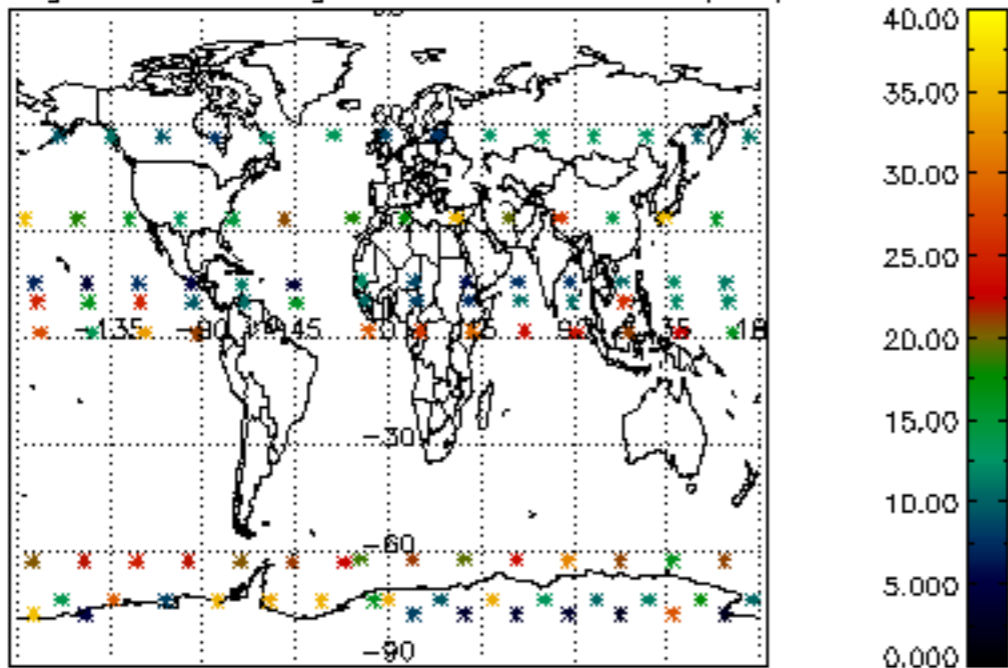
Percentage of cosmic ray hits per profile



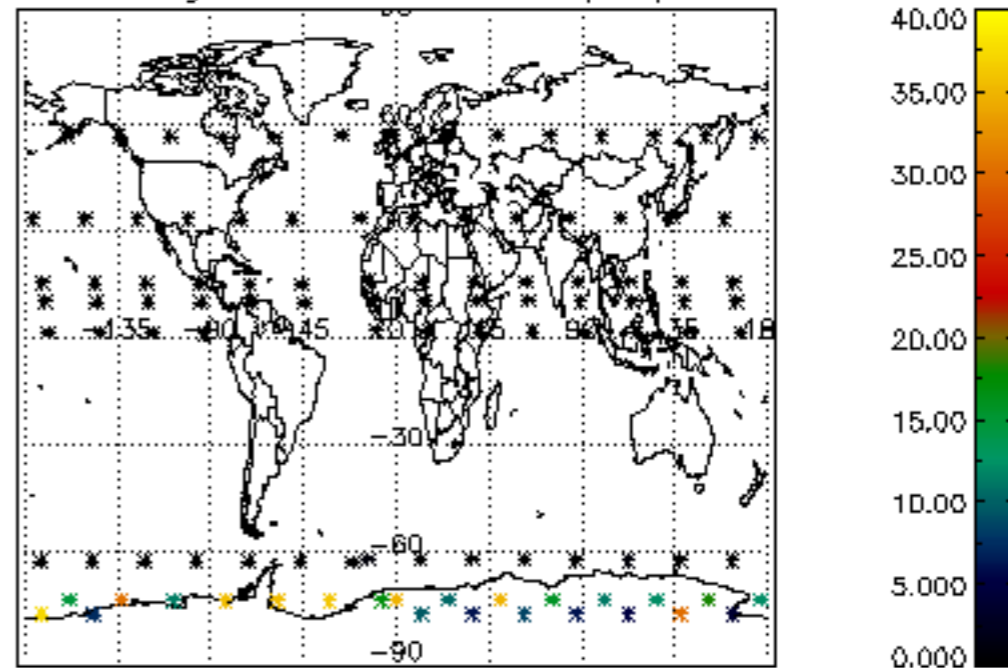
Percentage of datation errors per profile



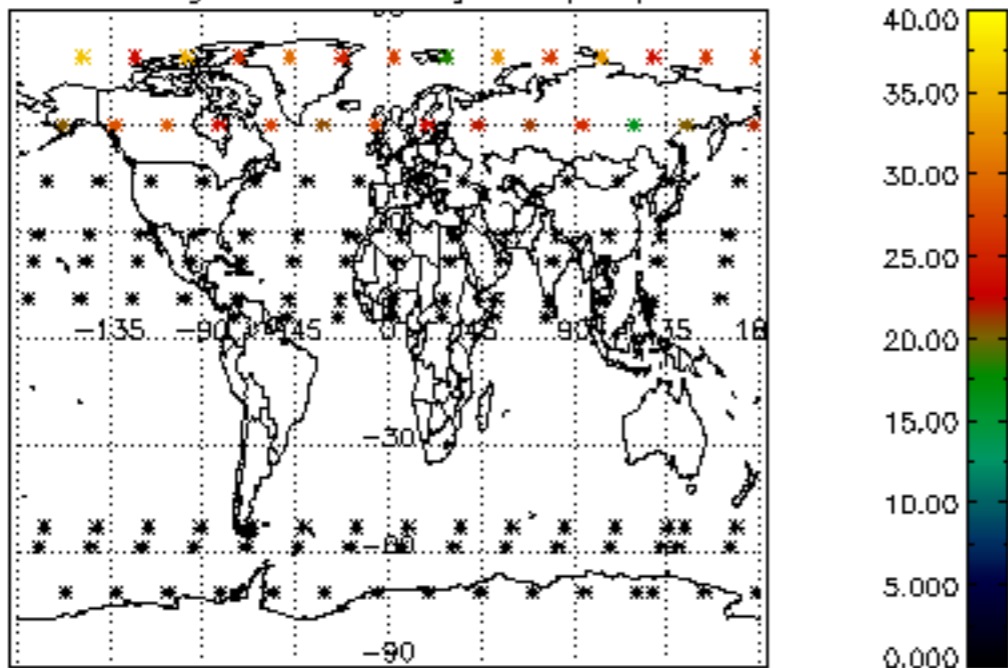
Percentage of star falling outside central band per profile



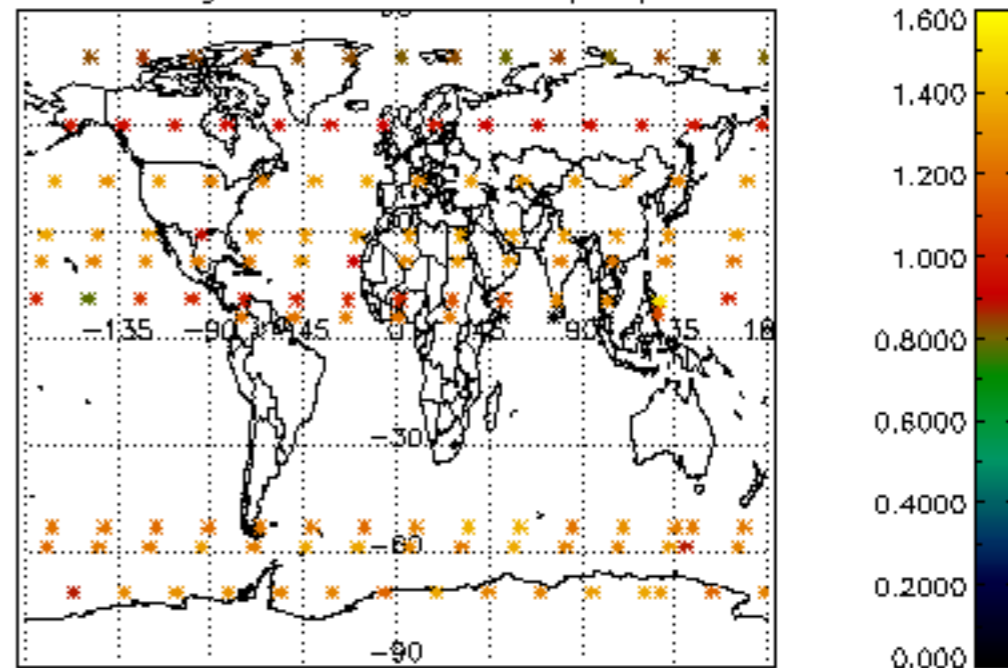
Percentage of saturation errors per profile



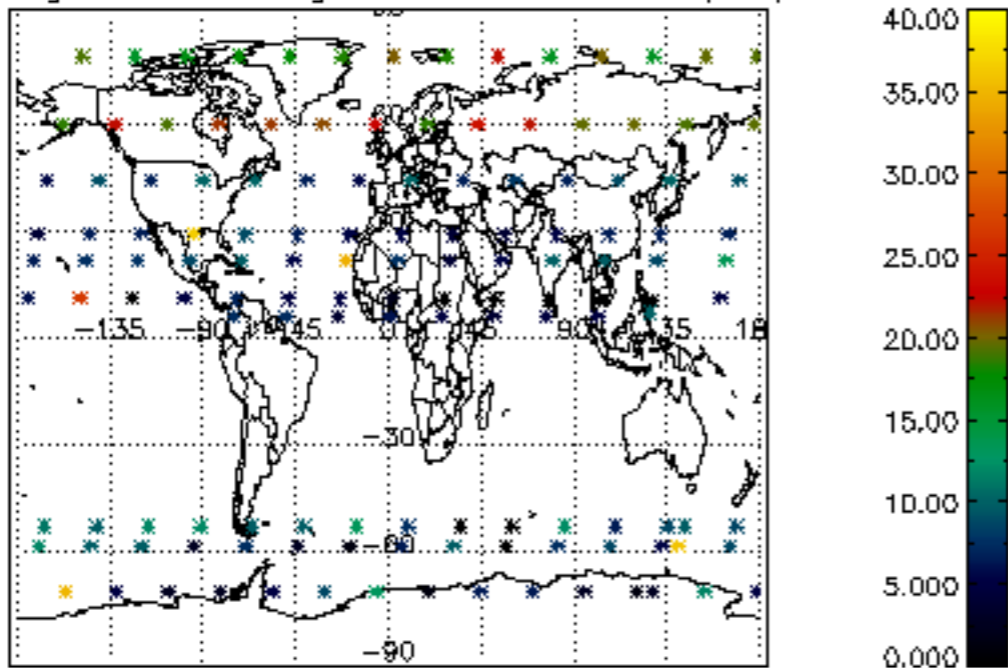
Percentage of cosmic ray hits per profile



Percentage of datation errors per profile



Percentage of star falling outside central band per profile



Percentage of saturation errors per profile

