

GOMOS Level 2 Daily Report

SUMMARY

[1. General Info](#)

[2. Summary of processed GOM_NL_2P products](#)

[3. Level 2 Quality information per product](#)

[3.1 Plot of level 2 quality information per product \(time dependant\)](#)

[3.2 Plot of level 2 quality information per product \(world map\)](#)

[4. Level 1 Quality information per product \(stored on level 2 products\)](#)

[4.1 Plot of level 1 quality information per product \(time dependant\)](#)

[4.1.1 Plot of level 1 quality information per product \(time dependant\): ASCENDING](#)

[4.1.2 Plot of level 1 quality information per product \(time dependant\): DESCENDING](#)

[4.2 Plot of level 1 quality information per product \(world map\)](#)

[4.2.1 Plot of level 1 quality information per product \(world map\): ASCENDING](#)

[4.2.2 Plot of level 1 quality information per product \(world map\): DESCENDING](#)

[5. Ozone profiles based on quality statistics and other trace gas profiles](#)

[5.1 Ozone statistics based on quality of products](#)

[5.2 Plot ozone profiles for all STD \(dark without errors\)](#)

[5.3 Plot ozone profiles where STD < 20% \(dark without errors\)](#)

[5.4. Plot ozone profiles where STD < 10% \(dark without errors\)](#)

[5.5. Plot ozone profiles where STD < 5% \(dark without errors\)](#)

[5.6 Plot NO2 profiles for all STD \(dark without errors\)](#)

[5.7 Plot NO3 profiles for all STD \(dark without errors\)](#)

[5.8 Plot H2O profiles \(only for occultations of stars 1,2,3,4,13,14,16,26,63 dark without errors\) for all STD](#)

[6. Auxiliary Data Files used for the production reported in section 2](#)

This report presents the daily analysis on parameters extracted from GOMOS level 2 data (GOM_NL__2P). It is intended to monitor some important parameters that will impact the quality of these products. A list of level 2 products (and content) that have arrived during the reporting day to the PCF is also given.

Item	Value
Time of report generation	26APR2013 13:37:22
Data source version	GOMOS/6.01
Start time of products	03-11-2009 (03NOV2009 00:00:00)
Stop time of products	04-11-2009 (04NOV2009 00:00:00)
Store outputs in DB	Yes
Nb of level 2 prods	222
Nb of prods with errors	0

2. Summary of processed GOM_NL__2P products.

Nr	Filename	UTC Start time	Limb	Duration	Star Id	Star Name	Star Mag	Star Temp	Nb Meas	Orbit	Prod. error
1	GOM_NL__2PRFIN20091103_000714_000000492084_00002_40136_8108.N1	03-NOV-2009 00:07:14	Straylight	49.000	165	34Gam Eri	2.9500	3200.0	98	40136	No
2	GOM_NL__2PRFIN20091103_001323_000000542084_00002_40136_8109.N1	03-NOV-2009 00:13:23	Twilight_stray	54.000	94	92Alp Cet	2.5260	3100.0	108	40136	No
3	GOM_NL__2PRFIN20091103_001750_000000392084_00002_40136_8110.N1	03-NOV-2009 00:17:50	Bright	39.000	105	6Bet Ari	2.6450	8900.0	78	40136	No
4	GOM_NL__2PRFIN20091103_002211_000000372084_00002_40136_8111.N1	03-NOV-2009 00:22:11	Bright	36.500	173	4Bet Tri	3.0040	8900.0	73	40136	No
5	GOM_NL__2PRFIN20091103_002414_000000382084_00002_40136_8112.N1	03-NOV-2009 00:24:14	Bright	38.000	73	57Gam1And	2.2600	13100.0	76	40136	No
6	GOM_NL__2PRFIN20091103_002841_000000412084_00002_40136_8113.N1	03-NOV-2009 00:28:41	Bright	40.500	160	23Gam Per	2.9300	4700.0	81	40136	No
7	GOM_NL__2PRFIN20091103_004510_000000392084_00002_40136_8114.N1	03-NOV-2009 00:45:10	Bright	39.000	36	50Alp UMa	1.8000	6300.0	78	40136	No
8	GOM_NL__2PRFIN20091103_004647_000000392084_00002_40136_8115.N1	03-NOV-2009 00:46:47	Bright	38.500	82	48Bet UMa	2.3650	10600.0	77	40136	No
9	GOM_NL__2PRFIN20091103_005030_000000382084_00002_40136_8116.N1	03-NOV-2009 00:50:30	Bright	38.000	174	52Psi UMa	3.0040	4400.0	76	40136	No
10	GOM_NL__2PRFIN20091103_005921_000000552084_00002_40136_8117.N1	03-NOV-2009 00:59:21	Bright	54.500	51	41Gam1Leo	2.0100	4500.0	109	40136	No
11	GOM_NL__2PRFIN20091103_010238_000000582084_00002_40136_8118.N1	03-NOV-2009 01:02:38	Bright	58.000	22	32Alp Leo	1.3600	15200.0	116	40136	No
12	GOM_NL__2PRFIN20091103_012043_000000492084_00003_40137_8115.N1	03-NOV-2009 01:20:43	Dark	49.000	65	Lam Vel	2.2040	4400.0	98	40137	No
13	GOM_NL__2PRFIN20091103_012421_000000462084_00003_40137_8116.N1	03-NOV-2009 01:24:21	Dark	45.500	34	Gam2Vel	1.7930	23000.0	91	40137	No
14	GOM_NL__2PRFIN20091103_012944_000000472084_00003_40137_8117.N1	03-NOV-2009 01:29:44	Dark	47.000	2	Alp Car	-0.73600	7000.0	94	40137	No
15	GOM_NL__2PRFIN20091103_013614_000000552084_00003_40137_8118.N1	03-NOV-2009 01:36:14	Dark	55.000	108	Alp Col	2.6520	15200.0	110	40137	No
16	GOM_NL__2PRFIN20091103_014750_000000492084_00003_40137_8119.N1	03-NOV-2009 01:47:50	Straylight	49.000	165	34Gam Eri	2.9500	3200.0	98	40137	No
17	GOM_NL__2PRFIN20091103_015359_000000542084_00003_40137_8120.N1	03-NOV-2009 01:53:59	Twilight_stray	54.000	94	92Alp Cet	2.5260	3100.0	108	40137	No
18	GOM_NL__2PRFIN20091103_015826_000000392084_00003_40137_8121.N1	03-NOV-2009 01:58:26	Bright	38.500	105	6Bet Ari	2.6450	8900.0	77	40137	No
19	GOM_NL__2PRFIN20091103_020247_000000392084_00003_40137_8122.N1	03-NOV-2009 02:02:47	Bright	38.500	173	4Bet Tri	3.0040	8900.0	77	40137	No
20	GOM_NL__2PRFIN20091103_020450_000000412084_00003_40137_8123.N1	03-NOV-2009 02:04:50	Bright	40.500	73	57Gam1And	2.2600	13100.0	81	40137	No
21	GOM_NL__2PRFIN20091103_020917_000000412084_00003_40137_8124.N1	03-NOV-2009 02:09:17	Bright	41.000	160	23Gam Per	2.9300	4700.0	82	40137	No
22	GOM_NL__2PRFIN20091103_022546_000000422084_00003_40137_8125.N1	03-NOV-2009 02:25:46	Bright	42.000	36	50Alp UMa	1.8000	6300.0	84	40137	No
23	GOM_NL__2PRFIN20091103_022723_000000532084_00003_40137_8126.N1	03-NOV-2009 02:27:23	Bright	52.500	82	48Bet UMa	2.3650	10600.0	105	40137	No
24	GOM_NL__2PRFIN20091103_023106_000000382084_00003_40137_8127.N1	03-NOV-2009 02:31:06	Bright	38.000	174	52Psi UMa	3.0040	4400.0	76	40137	No
25	GOM_NL__2PRFIN20091103_023958_000000532084_00003_40137_8128.N1	03-NOV-2009 02:39:58	Bright	52.500	51	41Gam1Leo	2.0100	4500.0	105	40137	No
26	GOM_NL__2PRFIN20091103_024314_000000652084_00003_40137_8129.N1	03-NOV-2009 02:43:14	Bright	64.500	22	32Alp Leo	1.3600	15200.0	129	40137	No
27	GOM_NL__2PRFIN20091103_030120_000000482084_00004_40138_8126.N1	03-NOV-2009 03:01:20	Dark	48.000	65	Lam Vel	2.2040	4400.0	96	40138	No
28	GOM_NL__2PRFIN20091103_030458_000000492084_00004_40138_8127.N1	03-NOV-2009 03:04:58	Dark	48.500	34	Gam2Vel	1.7930	23000.0	97	40138	No
29	GOM_NL__2PRFIN20091103_031020_000000472084_00004_40138_8128.N1	03-NOV-2009 03:10:20	Dark	47.000	2	Alp Car	-0.73600	7000.0	94	40138	No
30	GOM_NL__2PRFIN20091103_031651_000000572084_00004_40138_8129.N1	03-NOV-2009 03:16:51	Dark	57.000	108	Alp Col	2.6520	15200.0	114	40138	No
31	GOM_NL__2PRFIN20091103_032826_000000542084_00004_40138_8130.N1	03-NOV-2009 03:28:26	Straylight	54.000	165	34Gam Eri	2.9500	3200.0	108	40138	No
32	GOM_NL__2PRFIN20091103_033435_000000542084_00004_40138_8131.N1	03-NOV-2009 03:34:35	Twilight_stray	54.000	94	92Alp Cet	2.5260	3100.0	108	40138	No
33	GOM_NL__2PRFIN20091103_033902_000000392084_00004_40138_8132.N1	03-NOV-2009 03:39:02	Bright	39.000	105	6Bet Ari	2.6450	8900.0	78	40138	No
34	GOM_NL__2PRFIN20091103_034323_000000382084_00004_40138_8133.N1	03-NOV-2009 03:43:23	Bright	38.000	173	4Bet Tri	3.0040	8900.0	76	40138	No
35	GOM_NL__2PRFIN20091103_034525_000000402084_00004_40138_8134.N1	03-NOV-2009 03:45:25	Bright	40.000	73	57Gam1And	2.2600	13100.0	80	40138	No
36	GOM_NL__2PRFIN20091103_034952_000000412084_00004_40138_8135.N1	03-NOV-2009 03:49:52	Bright	41.000	160	23Gam Per	2.9300	4700.0	82	40138	No
37	GOM_NL__2PRFIN20091103_040622_000000422084_00004_40138_8136.N1	03-NOV-2009 04:06:22	Bright	41.500	36	50Alp UMa	1.8000	6300.0	83	40138	No
38	GOM_NL__2PRFIN20091103_040759_000000412084_00004_40138_8137.N1	03-NOV-2009 04:07:59	Bright	40.500	82	48Bet UMa	2.3650	10600.0	81	40138	No
39	GOM_NL__2PRFIN20091103_041142_000000372084_00004_40138_8138.N1	03-NOV-2009 04:11:42	Bright	37.000	174	52Psi UMa	3.0040	4400.0	74	40138	No
40	GOM_NL__2PRFIN20091103_042034_000000712084_00004_40138_8139.N1	03-NOV-2009 04:20:34	Bright	71.000	51	41Gam1Leo	2.0100	4500.0	142	40138	No
41	GOM_NL__2PRFIN20091103_042351_000000632084_00004_40138_8140.N1	03-NOV-2009 04:23:51	Bright	63.000	22	32Alp Leo	1.3600	15200.0	126	40138	No
42	GOM_NL__2PRFIN20091103_044156_000000572084_00005_40139_8138.N1	03-NOV-2009 04:41:56	Dark	56.500	65	Lam Vel	2.2040	4400.0	113	40139	No

43	GOM_NL__2PRFIN20091103_044535_000000462084_00005_40139_8139.N1	03-NOV-2009 04:45:35	Dark	46.000	34	Gam2Vel	1.7930	23000.	92	40139	No
44	GOM_NL__2PRFIN20091103_045057_000000502084_00005_40139_8140.N1	03-NOV-2009 04:50:57	Dark	49.500	2	Alp Car	-0.73600	7000.0	99	40139	No
45	GOM_NL__2PRFIN20091103_045727_000000572084_00005_40139_8141.N1	03-NOV-2009 04:57:27	Dark	57.000	108	Alp Col	2.6520	15200.	114	40139	No
46	GOM_NL__2PRFIN20091103_050902_000000542084_00005_40139_8142.N1	03-NOV-2009 05:09:02	Straylight	54.000	165	34Gam Eri	2.9500	3200.0	108	40139	No
47	GOM_NL__2PRFIN20091103_051510_000000582084_00005_40139_8143.N1	03-NOV-2009 05:15:10	Tw_i_and_stray	58.000	94	92Alp Cet	2.5260	3100.0	116	40139	No
48	GOM_NL__2PRFIN20091103_051938_000000392084_00005_40139_8144.N1	03-NOV-2009 05:19:38	Bright	39.000	105	6Bet Ari	2.6450	8900.0	78	40139	No
49	GOM_NL__2PRFIN20091103_052359_000000392084_00005_40139_8145.N1	03-NOV-2009 05:23:59	Bright	38.500	173	4Bet Tri	3.0040	8900.0	77	40139	No
50	GOM_NL__2PRFIN20091103_052601_000000412084_00005_40139_8146.N1	03-NOV-2009 05:26:01	Bright	40.500	73	57Gam1And	2.2600	13100.	81	40139	No
51	GOM_NL__2PRFIN20091103_053028_000000412084_00005_40139_8147.N1	03-NOV-2009 05:30:28	Bright	41.000	160	23Gam Per	2.9300	4700.0	82	40139	No
52	GOM_NL__2PRFIN20091103_054658_000000372084_00005_40139_8148.N1	03-NOV-2009 05:46:58	Bright	36.500	36	50Alp UMa	1.8000	6300.0	73	40139	No
53	GOM_NL__2PRFIN20091103_054835_000000372084_00005_40139_8149.N1	03-NOV-2009 05:48:35	Bright	36.500	82	48Bet UMa	2.3650	10600.	73	40139	No
54	GOM_NL__2PRFIN20091103_055218_000000572084_00005_40139_8150.N1	03-NOV-2009 05:52:18	Bright	57.000	174	52Psi UMa	3.0040	4400.0	114	40139	No
55	GOM_NL__2PRFIN20091103_060110_000000712084_00005_40139_8151.N1	03-NOV-2009 06:01:10	Bright	71.000	51	41Gam1Leo	2.0100	4500.0	142	40139	No
56	GOM_NL__2PRFIN20091103_060428_000000632084_00005_40139_8152.N1	03-NOV-2009 06:04:28	Bright	63.000	22	32Alp Leo	1.3600	15200.	126	40139	No
57	GOM_NL__2PRFIN20091103_062233_000000572084_00006_40140_8149.N1	03-NOV-2009 06:22:33	Dark	56.500	65	Lam Vel	2.2040	4400.0	113	40140	No
58	GOM_NL__2PRFIN20091103_062612_000000452084_00006_40140_8150.N1	03-NOV-2009 06:26:12	Dark	45.000	34	Gam2Vel	1.7930	23000.	90	40140	No
59	GOM_NL__2PRFIN20091103_063134_000000632084_00006_40140_8151.N1	03-NOV-2009 06:31:34	Dark	63.000	2	Alp Car	-0.73600	7000.0	126	40140	No
60	GOM_NL__2PRFIN20091103_063804_000000572084_00006_40140_8152.N1	03-NOV-2009 06:38:04	Dark	56.500	108	Alp Col	2.6520	15200.	113	40140	No
61	GOM_NL__2PRFIN20091103_064938_000000602084_00006_40140_8153.N1	03-NOV-2009 06:49:38	Straylight	60.000	165	34Gam Eri	2.9500	3200.0	120	40140	No
62	GOM_NL__2PRFIN20091103_065546_000000562084_00006_40140_8154.N1	03-NOV-2009 06:55:46	Tw_i_and_stray	55.500	94	92Alp Cet	2.5260	3100.0	111	40140	No
63	GOM_NL__2PRFIN20091103_070013_000000392084_00006_40140_8155.N1	03-NOV-2009 07:00:13	Bright	39.000	105	6Bet Ari	2.6450	8900.0	78	40140	No
64	GOM_NL__2PRFIN20091103_070434_000000572084_00006_40140_8156.N1	03-NOV-2009 07:04:34	Bright	57.000	173	4Bet Tri	3.0040	8900.0	114	40140	No
65	GOM_NL__2PRFIN20091103_070637_000000382084_00006_40140_8157.N1	03-NOV-2009 07:06:37	Bright	38.000	73	57Gam1And	2.2600	13100.	76	40140	No
66	GOM_NL__2PRFIN20091103_071103_000000422084_00006_40140_8158.N1	03-NOV-2009 07:11:03	Bright	41.500	160	23Gam Per	2.9300	4700.0	83	40140	No
67	GOM_NL__2PRFIN20091103_072733_000000412084_00006_40140_8159.N1	03-NOV-2009 07:27:33	Bright	40.500	36	50Alp UMa	1.8000	6300.0	81	40140	No
68	GOM_NL__2PRFIN20091103_072910_000000412084_00006_40140_8160.N1	03-NOV-2009 07:29:10	Bright	41.000	82	48Bet UMa	2.3650	10600.	82	40140	No
69	GOM_NL__2PRFIN20091103_073254_000000372084_00006_40140_8161.N1	03-NOV-2009 07:32:54	Bright	37.000	174	52Psi UMa	3.0040	4400.0	74	40140	No
70	GOM_NL__2PRFIN20091103_074147_000000712084_00006_40140_8162.N1	03-NOV-2009 07:41:47	Bright	71.000	51	41Gam1Leo	2.0100	4500.0	142	40140	No
71	GOM_NL__2PRFIN20091103_074504_000000602084_00006_40140_8163.N1	03-NOV-2009 07:45:04	Bright	60.000	22	32Alp Leo	1.3600	15200.	120	40140	No
72	GOM_NL__2PRFIN20091103_080310_000000542084_00007_40141_8164.N1	03-NOV-2009 08:03:10	Dark	54.000	65	Lam Vel	2.2040	4400.0	108	40141	No
73	GOM_NL__2PRFIN20091103_080649_000000462084_00007_40141_8165.N1	03-NOV-2009 08:06:49	Dark	46.000	34	Gam2Vel	1.7930	23000.	92	40141	No
74	GOM_NL__2PRFIN20091103_081210_000000472084_00007_40141_8166.N1	03-NOV-2009 08:12:10	Dark	47.000	2	Alp Car	-0.73600	7000.0	94	40141	No
75	GOM_NL__2PRFIN20091103_081841_000000582084_00007_40141_8167.N1	03-NOV-2009 08:18:41	Dark	57.500	108	Alp Col	2.6520	15200.	115	40141	No
76	GOM_NL__2PRFIN20091103_083014_000000602084_00007_40141_8168.N1	03-NOV-2009 08:30:14	Straylight	60.000	165	34Gam Eri	2.9500	3200.0	120	40141	No
77	GOM_NL__2PRFIN20091103_083622_000000552084_00007_40141_8169.N1	03-NOV-2009 08:36:22	Tw_i_and_stray	54.500	94	92Alp Cet	2.5260	3100.0	109	40141	No
78	GOM_NL__2PRFIN20091103_084049_000000392084_00007_40141_8170.N1	03-NOV-2009 08:40:49	Bright	39.000	105	6Bet Ari	2.6450	8900.0	78	40141	No
79	GOM_NL__2PRFIN20091103_084510_000000392084_00007_40141_8171.N1	03-NOV-2009 08:45:10	Bright	38.500	173	4Bet Tri	3.0040	8900.0	77	40141	No
80	GOM_NL__2PRFIN20091103_084713_000000402084_00007_40141_8172.N1	03-NOV-2009 08:47:13	Bright	39.500	73	57Gam1And	2.2600	13100.	79	40141	No
81	GOM_NL__2PRFIN20091103_085139_000000422084_00007_40141_8173.N1	03-NOV-2009 08:51:39	Bright	41.500	160	23Gam Per	2.9300	4700.0	83	40141	No
82	GOM_NL__2PRFIN20091103_090809_000000382084_00007_40141_8174.N1	03-NOV-2009 09:08:09	Bright	38.000	36	50Alp UMa	1.8000	6300.0	76	40141	No
83	GOM_NL__2PRFIN20091103_090946_000000382084_00007_40141_8175.N1	03-NOV-2009 09:09:46	Bright	38.000	82	48Bet UMa	2.3650	10600.	76	40141	No
84	GOM_NL__2PRFIN20091103_091330_000000442084_00007_40141_8176.N1	03-NOV-2009 09:13:30	Bright	43.500	174	52Psi UMa	3.0040	4400.0	87	40141	No
85	GOM_NL__2PRFIN20091103_092223_000000542084_00007_40141_8177.N1	03-NOV-2009 09:22:23	Bright	54.000	51	41Gam1Leo	2.0100	4500.0	108	40141	No
86	GOM_NL__2PRFIN20091103_092541_000000612084_00007_40141_8178.N1	03-NOV-2009 09:25:41	Bright	60.500	22	32Alp Leo	1.3600	15200.	121	40141	No
87	GOM_NL__2PRFIN20091103_094347_000000562084_00008_40142_8196.N1	03-NOV-2009 09:43:47	Dark	55.500	65	Lam Vel	2.2040	4400.0	111	40142	No
88	GOM_NL__2PRFIN20091103_094726_000000492084_00008_40142_8197.N1	03-NOV-2009 09:47:26	Dark	49.000	34	Gam2Vel	1.7930	23000.	98	40142	No
89	GOM_NL__2PRFIN20091103_095247_000000482084_00008_40142_8198.N1	03-NOV-2009 09:52:47	Dark	47.500	2	Alp Car	-0.73600	7000.0	95	40142	No
90	GOM_NL__2PRFIN20091103_095918_000000612084_00008_40142_8199.N1	03-NOV-2009 09:59:18	Dark	61.000	108	Alp Col	2.6520	15200.	122	40142	No
91	GOM_NL__2PRFIN20091103_101050_000000632084_00008_40142_8200.N1	03-NOV-2009 10:10:50	Straylight	62.500	165	34Gam Eri	2.9500	3200.0	125	40142	No
92	GOM_NL__2PRFIN20091103_101657_000000522084_00008_40142_8201.N1	03-NOV-2009 10:16:57	Tw_i_and_stray	51.500	94	92Alp Cet	2.5260	3100.0	103	40142	No
93	GOM_NL__2PRFIN20091103_102125_000000392084_00008_40142_8202.N1	03-NOV-2009 10:21:25	Bright	38.500	105	6Bet Ari	2.6450	8900.0	77	40142	No
94	GOM_NL__2PRFIN20091103_102545_000000392084_00008_40142_8203.N1	03-NOV-2009 10:25:45	Bright	38.500	173	4Bet Tri	3.0040	8900.0	77	40142	No
95	GOM_NL__2PRFIN20091103_102748_000000402084_00008_40142_8204.N1	03-NOV-2009 10:27:48	Bright	39.500	73	57Gam1And	2.2600	13100.	79	40142	No
96	GOM_NL__2PRFIN20091103_103214_000000422084_00008_40142_8205.N1	03-NOV-2009 10:32:14	Bright	41.500	160	23Gam Per	2.9300	4700.0	83	40142	No
97	GOM_NL__2PRFIN20091103_104845_000000422084_00008_40142_8206.N1	03-NOV-2009 10:48:45	Bright	41.500	36	50Alp UMa	1.8000	6300.0	83	40142	No
98	GOM_NL__2PRFIN20091103_105022_000000382084_00008_40142_8207.N1	03-NOV-2009 10:50:22	Bright	38.000	82	48Bet UMa	2.3650	10600.	76	40142	No
99	GOM_NL__2PRFIN20091103_105406_000000372084_00008_40142_8208.N1	03-NOV-2009 10:54:06	Bright	37.000	174	52Psi UMa	3.0040	4400.0	74	40142	No
100	GOM_NL__2PRFIN20091103_110259_000000542084_00008_40142_8209.N1	03-NOV-2009 11:02:59	Bright	54.000	51	41Gam1Leo	2.0100	4500.0	108	40142	No
101	GOM_NL__2PRFIN20091103_110617_000000612084_00008_40142_8210.N1	03-NOV-2009 11:06:17	Bright	60.500	22	32Alp Leo	1.3600	15200.	121	40142	No

102	GOM_NL__2PRFIN20091103_112424_000000512084_00009_40143_8207.N1	03-NOV-2009 11:24:24	Dark	50.500	65	Lam Vel	2.2040	4400.0	101	40143	No
103	GOM_NL__2PRFIN20091103_112803_000000492084_00009_40143_8208.N1	03-NOV-2009 11:28:03	Dark	48.500	34	Gam2Vel	1.7930	23000.	97	40143	No
104	GOM_NL__2PRFIN20091103_113324_000000492084_00009_40143_8209.N1	03-NOV-2009 11:33:24	Dark	48.500	2	Alp Car	-0.73600	7000.0	97	40143	No
105	GOM_NL__2PRFIN20091103_113955_000000602084_00009_40143_8210.N1	03-NOV-2009 11:39:55	Dark	59.500	108	Alp Col	2.6520	15200.	119	40143	No
106	GOM_NL__2PRFIN20091103_115126_000000612084_00009_40143_8211.N1	03-NOV-2009 11:51:26	Straylight	60.500	165	34Gam Eri	2.9500	3200.0	121	40143	No
107	GOM_NL__2PRFIN20091103_115733_000000562084_00009_40143_8212.N1	03-NOV-2009 11:57:33	Twilight_stray	55.500	94	92Alp Cet	2.5260	3100.0	111	40143	No
108	GOM_NL__2PRFIN20091103_120201_000000402084_00009_40143_8213.N1	03-NOV-2009 12:02:01	Bright	39.500	105	6Bet Ari	2.6450	8900.0	79	40143	No
109	GOM_NL__2PRFIN20091103_120621_000000382084_00009_40143_8214.N1	03-NOV-2009 12:06:21	Bright	38.000	173	4Bet Tri	3.0040	8900.0	76	40143	No
110	GOM_NL__2PRFIN20091103_120824_000000372084_00009_40143_8215.N1	03-NOV-2009 12:08:24	Bright	37.000	73	57Gam1And	2.2600	13100.	74	40143	No
111	GOM_NL__2PRFIN20091103_121250_000000412084_00009_40143_8216.N1	03-NOV-2009 12:12:50	Bright	41.000	160	23Gam Per	2.9300	4700.0	82	40143	No
112	GOM_NL__2PRFIN20091103_122921_000000352084_00009_40143_8217.N1	03-NOV-2009 12:29:21	Bright	35.000	36	50Alp UMa	1.8000	6300.0	70	40143	No
113	GOM_NL__2PRFIN20091103_123058_000000362084_00009_40143_8218.N1	03-NOV-2009 12:30:58	Bright	36.000	82	48Bet UMa	2.3650	10600.	72	40143	No
114	GOM_NL__2PRFIN20091103_123442_000000412084_00009_40143_8219.N1	03-NOV-2009 12:34:42	Bright	40.500	174	52Psi UMa	3.0040	4400.0	81	40143	No
115	GOM_NL__2PRFIN20091103_124335_000000532084_00009_40143_8220.N1	03-NOV-2009 12:43:35	Bright	52.500	51	41Gam1Leo	2.0100	4500.0	105	40143	No
116	GOM_NL__2PRFIN20091103_124654_000000652084_00009_40143_8221.N1	03-NOV-2009 12:46:54	Bright	64.500	22	32Alp Leo	1.3600	15200.	129	40143	No
117	GOM_NL__2PRFIN20091103_130500_000000562084_00010_40144_8230.N1	03-NOV-2009 13:05:00	Dark	55.500	65	Lam Vel	2.2040	4400.0	111	40144	No
118	GOM_NL__2PRFIN20091103_130840_000000502084_00010_40144_8231.N1	03-NOV-2009 13:08:40	Dark	49.500	34	Gam2Vel	1.7930	23000.	99	40144	No
119	GOM_NL__2PRFIN20091103_131400_000000622084_00010_40144_8232.N1	03-NOV-2009 13:14:00	Dark	62.000	2	Alp Car	-0.73600	7000.0	124	40144	No
120	GOM_NL__2PRFIN20091103_132032_000000622084_00010_40144_8233.N1	03-NOV-2009 13:20:32	Dark	61.500	108	Alp Col	2.6520	15200.	123	40144	No
121	GOM_NL__2PRFIN20091103_133202_000000632084_00010_40144_8234.N1	03-NOV-2009 13:32:02	Straylight	62.500	165	34Gam Eri	2.9500	3200.0	125	40144	No
122	GOM_NL__2PRFIN20091103_133809_000000522084_00010_40144_8235.N1	03-NOV-2009 13:38:09	Twilight_stray	52.000	94	92Alp Cet	2.5260	3100.0	104	40144	No
123	GOM_NL__2PRFIN20091103_134237_000000392084_00010_40144_8236.N1	03-NOV-2009 13:42:37	Bright	38.500	105	6Bet Ari	2.6450	8900.0	77	40144	No
124	GOM_NL__2PRFIN20091103_134657_000000392084_00010_40144_8237.N1	03-NOV-2009 13:46:57	Bright	38.500	173	4Bet Tri	3.0040	8900.0	77	40144	No
125	GOM_NL__2PRFIN20091103_134859_000000372084_00010_40144_8238.N1	03-NOV-2009 13:48:59	Bright	37.000	73	57Gam1And	2.2600	13100.	74	40144	No
126	GOM_NL__2PRFIN20091103_135306_000000452084_00010_40144_8239.N1	03-NOV-2009 13:53:06	Bright	45.000	35	33Alp Per	1.7950	6250.0	90	40144	No
127	GOM_NL__2PRFIN20091103_140957_000000432084_00010_40144_8240.N1	03-NOV-2009 14:09:57	Bright	43.000	36	50Alp UMa	1.8000	6300.0	86	40144	No
128	GOM_NL__2PRFIN20091103_141134_000000392084_00010_40144_8241.N1	03-NOV-2009 14:11:34	Bright	39.000	82	48Bet UMa	2.3650	10600.	78	40144	No
129	GOM_NL__2PRFIN20091103_141518_000000392084_00010_40144_8242.N1	03-NOV-2009 14:15:18	Bright	38.500	174	52Psi UMa	3.0040	4400.0	77	40144	No
130	GOM_NL__2PRFIN20091103_142412_000000572084_00010_40144_8243.N1	03-NOV-2009 14:24:12	Bright	57.000	51	41Gam1Leo	2.0100	4500.0	114	40144	No
131	GOM_NL__2PRFIN20091103_142731_000000622084_00010_40144_8244.N1	03-NOV-2009 14:27:31	Bright	62.000	22	32Alp Leo	1.3600	15200.	124	40144	No
132	GOM_NL__2PRFIN20091103_144537_000000512084_00011_40145_8241.N1	03-NOV-2009 14:45:37	Dark	51.000	65	Lam Vel	2.2040	4400.0	102	40145	No
133	GOM_NL__2PRFIN20091103_144916_000000462084_00011_40145_8242.N1	03-NOV-2009 14:49:16	Dark	46.000	34	Gam2Vel	1.7930	23000.	92	40145	No
134	GOM_NL__2PRFIN20091103_145437_000000502084_00011_40145_8243.N1	03-NOV-2009 14:54:37	Dark	50.000	2	Alp Car	-0.73600	7000.0	100	40145	No
135	GOM_NL__2PRFIN20091103_150109_000000622084_00011_40145_8244.N1	03-NOV-2009 15:01:09	Dark	61.500	108	Alp Col	2.6520	15200.	123	40145	No
136	GOM_NL__2PRFIN20091103_151238_000000612084_00011_40145_8245.N1	03-NOV-2009 15:12:38	Straylight	61.000	165	34Gam Eri	2.9500	3200.0	122	40145	No
137	GOM_NL__2PRFIN20091103_151844_000000542084_00011_40145_8246.N1	03-NOV-2009 15:18:44	Twilight_stray	53.500	94	92Alp Cet	2.5260	3100.0	107	40145	No
138	GOM_NL__2PRFIN20091103_152312_000000392084_00011_40145_8247.N1	03-NOV-2009 15:23:12	Bright	39.000	105	6Bet Ari	2.6450	8900.0	78	40145	No
139	GOM_NL__2PRFIN20091103_152732_000000392084_00011_40145_8248.N1	03-NOV-2009 15:27:32	Bright	39.000	173	4Bet Tri	3.0040	8900.0	78	40145	No
140	GOM_NL__2PRFIN20091103_152935_000000412084_00011_40145_8249.N1	03-NOV-2009 15:29:35	Bright	40.500	73	57Gam1And	2.2600	13100.	81	40145	No
141	GOM_NL__2PRFIN20091103_153342_000000472084_00011_40145_8250.N1	03-NOV-2009 15:33:42	Bright	46.500	35	33Alp Per	1.7950	6250.0	93	40145	No
142	GOM_NL__2PRFIN20091103_155032_000000392084_00011_40145_8251.N1	03-NOV-2009 15:50:32	Bright	39.000	36	50Alp UMa	1.8000	6300.0	78	40145	No
143	GOM_NL__2PRFIN20091103_155209_000000382084_00011_40145_8252.N1	03-NOV-2009 15:52:09	Bright	37.500	82	48Bet UMa	2.3650	10600.	75	40145	No
144	GOM_NL__2PRFIN20091103_155554_000000402084_00011_40145_8253.N1	03-NOV-2009 15:55:54	Bright	39.500	174	52Psi UMa	3.0040	4400.0	79	40145	No
145	GOM_NL__2PRFIN20091103_160448_000000602084_00011_40145_8254.N1	03-NOV-2009 16:04:48	Bright	60.000	51	41Gam1Leo	2.0100	4500.0	120	40145	No
146	GOM_NL__2PRFIN20091103_160807_000000562084_00011_40145_8255.N1	03-NOV-2009 16:08:07	Bright	55.500	22	32Alp Leo	1.3600	15200.	111	40145	No
147	GOM_NL__2PRFIN20091103_162614_000000592084_00012_40146_8252.N1	03-NOV-2009 16:26:14	Dark	59.000	65	Lam Vel	2.2040	4400.0	118	40146	No
148	GOM_NL__2PRFIN20091103_162953_000000452084_00012_40146_8253.N1	03-NOV-2009 16:29:53	Dark	45.000	34	Gam2Vel	1.7930	23000.	90	40146	No
149	GOM_NL__2PRFIN20091103_163514_000000622084_00012_40146_8254.N1	03-NOV-2009 16:35:14	Dark	62.000	2	Alp Car	-0.73600	7000.0	124	40146	No
150	GOM_NL__2PRFIN20091103_164146_000000612084_00012_40146_8255.N1	03-NOV-2009 16:41:46	Dark	60.500	108	Alp Col	2.6520	15200.	121	40146	No
151	GOM_NL__2PRFIN20091103_165314_000000632084_00012_40146_8256.N1	03-NOV-2009 16:53:14	Straylight	62.500	165	34Gam Eri	2.9500	3200.0	125	40146	No
152	GOM_NL__2PRFIN20091103_165920_000000562084_00012_40146_8257.N1	03-NOV-2009 16:59:20	Twilight_stray	55.500	94	92Alp Cet	2.5260	3100.0	111	40146	No
153	GOM_NL__2PRFIN20091103_170348_000000392084_00012_40146_8258.N1	03-NOV-2009 17:03:48	Bright	39.000	105	6Bet Ari	2.6450	8900.0	78	40146	No
154	GOM_NL__2PRFIN20091103_170808_000000382084_00012_40146_8259.N1	03-NOV-2009 17:08:08	Bright	38.000	173	4Bet Tri	3.0040	8900.0	76	40146	No
155	GOM_NL__2PRFIN20091103_171011_000000402084_00012_40146_8260.N1	03-NOV-2009 17:10:11	Bright	39.500	73	57Gam1And	2.2600	13100.	79	40146	No
156	GOM_NL__2PRFIN20091103_171417_000000442084_00012_40146_8261.N1	03-NOV-2009 17:14:17	Bright	44.000	35	33Alp Per	1.7950	6250.0	88	40146	No
157	GOM_NL__2PRFIN20091103_173108_000000462084_00012_40146_8262.N1	03-NOV-2009 17:31:08	Bright	46.000	36	50Alp UMa	1.8000	6300.0	92	40146	No
158	GOM_NL__2PRFIN20091103_173245_000000372084_00012_40146_8263.N1	03-NOV-2009 17:32:45	Bright	37.000	82	48Bet UMa	2.3650	10600.	74	40146	No
159	GOM_NL__2PRFIN20091103_173630_000000392084_00012_40146_8264.N1	03-NOV-2009 17:36:30	Bright	38.500	174	52Psi UMa	3.0040	4400.0	77	40146	No
160	GOM_NL__2PRFIN20091103_174525_000000532084_00012_40146_8265.N1	03-NOV-2009 17:45:25	Bright	52.500	51	41Gam1Leo	2.0100	4500.0	105	40146	No

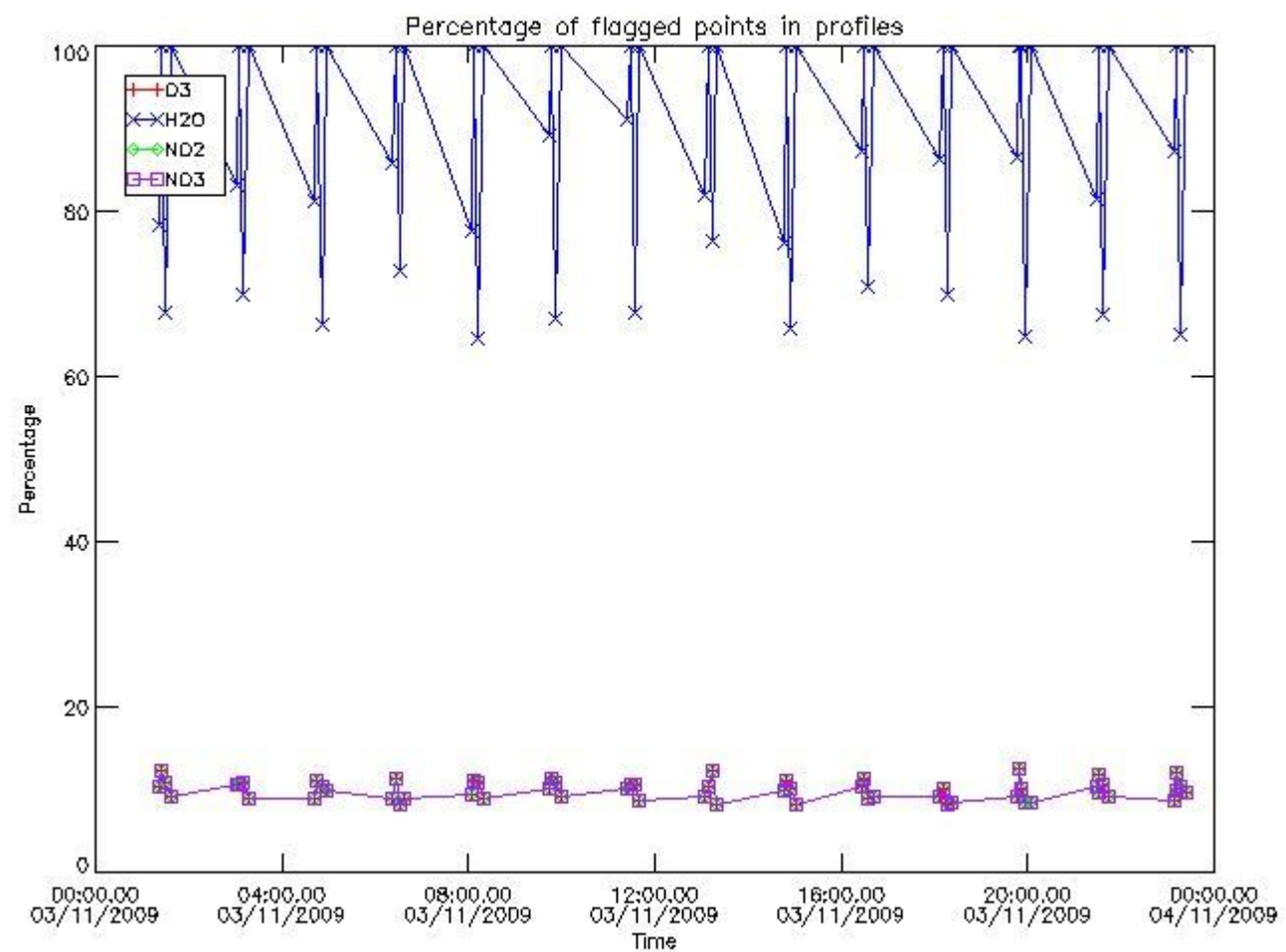
161	GOM_NL__2PRFIN20091103_174844_000000682084_00012_40146_8266.N1	03-NOV-2009 17:48:44	Bright	68.000	22	32Alp Leo	1.3600	15200.	136	40146	No
162	GOM_NL__2PRFIN20091103_180651_000000552084_00013_40147_8268.N1	03-NOV-2009 18:06:51	Dark	55.000	65	Lam Vel	2.2040	4400.0	110	40147	No
163	GOM_NL__2PRFIN20091103_181030_000000502084_00013_40147_8269.N1	03-NOV-2009 18:10:30	Dark	50.000	34	Gam2Vel	1.7930	23000.	100	40147	No
164	GOM_NL__2PRFIN20091103_181550_000000622084_00013_40147_8270.N1	03-NOV-2009 18:15:50	Dark	62.000	2	Alp Car	-0.73600	7000.0	124	40147	No
165	GOM_NL__2PRFIN20091103_182222_000000602084_00013_40147_8271.N1	03-NOV-2009 18:22:22	Dark	60.000	108	Alp Col	2.6520	15200.	120	40147	No
166	GOM_NL__2PRFIN20091103_183350_000000632084_00013_40147_8272.N1	03-NOV-2009 18:33:50	Straylight	62.500	165	34Gam Eri	2.9500	3200.0	125	40147	No
167	GOM_NL__2PRFIN20091103_183956_000000552084_00013_40147_8273.N1	03-NOV-2009 18:39:56	Twilight_stray	54.500	94	92Alp Cet	2.5260	3100.0	109	40147	No
168	GOM_NL__2PRFIN20091103_184424_000000382084_00013_40147_8274.N1	03-NOV-2009 18:44:24	Bright	38.000	105	6Bet Ari	2.6450	8900.0	76	40147	No
169	GOM_NL__2PRFIN20091103_184844_000000382084_00013_40147_8275.N1	03-NOV-2009 18:48:44	Bright	37.500	173	4Bet Tri	3.0040	8900.0	75	40147	No
170	GOM_NL__2PRFIN20091103_185047_000000372084_00013_40147_8276.N1	03-NOV-2009 18:50:47	Bright	37.000	73	57Gam1And	2.2600	13100.	74	40147	No
171	GOM_NL__2PRFIN20091103_185452_000000452084_00013_40147_8277.N1	03-NOV-2009 18:54:52	Bright	44.500	35	33Alp Per	1.7950	6250.0	89	40147	No
172	GOM_NL__2PRFIN20091103_191144_000000412084_00013_40147_8278.N1	03-NOV-2009 19:11:44	Bright	40.500	36	50Alp UMa	1.8000	6300.0	81	40147	No
173	GOM_NL__2PRFIN20091103_191321_000000412084_00013_40147_8279.N1	03-NOV-2009 19:13:21	Bright	40.500	82	48Bet UMa	2.3650	10600.	81	40147	No
174	GOM_NL__2PRFIN20091103_191706_000000422084_00013_40147_8280.N1	03-NOV-2009 19:17:06	Bright	41.500	174	52Psi UMa	3.0040	4400.0	83	40147	No
175	GOM_NL__2PRFIN20091103_192601_000000552084_00013_40147_8281.N1	03-NOV-2009 19:26:01	Bright	55.000	51	41Gam1Leo	2.0100	4500.0	110	40147	No
176	GOM_NL__2PRFIN20091103_192921_000000662084_00013_40147_8282.N1	03-NOV-2009 19:29:21	Bright	65.500	22	32Alp Leo	1.3600	15200.	131	40147	No
177	GOM_NL__2PRFIN20091103_194728_000000562084_00014_40148_8283.N1	03-NOV-2009 19:47:28	Dark	56.000	65	Lam Vel	2.2040	4400.0	112	40148	No
178	GOM_NL__2PRFIN20091103_194955_000000412084_00014_40148_8284.N1	03-NOV-2009 19:49:55	Dark	40.500	46	Del Vel	1.9540	10600.	81	40148	No
179	GOM_NL__2PRFIN20091103_195120_000000502084_00014_40148_8285.N1	03-NOV-2009 19:51:20	Dark	50.000	70	Zet Pup	2.2460	39000.	100	40148	No
180	GOM_NL__2PRFIN20091103_195627_000000602084_00014_40148_8286.N1	03-NOV-2009 19:56:27	Dark	60.000	2	Alp Car	-0.73600	7000.0	120	40148	No
181	GOM_NL__2PRFIN20091103_200259_000000602084_00014_40148_8287.N1	03-NOV-2009 20:02:59	Dark	60.000	108	Alp Col	2.6520	15200.	120	40148	No
182	GOM_NL__2PRFIN20091103_201425_000000632084_00014_40148_8288.N1	03-NOV-2009 20:14:25	Straylight	62.500	165	34Gam Eri	2.9500	3200.0	125	40148	No
183	GOM_NL__2PRFIN20091103_202032_000000552084_00014_40148_8289.N1	03-NOV-2009 20:20:32	Twilight_stray	54.500	94	92Alp Cet	2.5260	3100.0	109	40148	No
184	GOM_NL__2PRFIN20091103_202500_000000382084_00014_40148_8290.N1	03-NOV-2009 20:25:00	Bright	37.500	105	6Bet Ari	2.6450	8900.0	75	40148	No
185	GOM_NL__2PRFIN20091103_202920_000000562084_00014_40148_8291.N1	03-NOV-2009 20:29:20	Bright	56.000	173	4Bet Tri	3.0040	8900.0	112	40148	No
186	GOM_NL__2PRFIN20091103_203123_000000402084_00014_40148_8292.N1	03-NOV-2009 20:31:23	Bright	39.500	73	57Gam1And	2.2600	13100.	79	40148	No
187	GOM_NL__2PRFIN20091103_203430_000000282084_00014_40148_8293.N1	03-NOV-2009 20:34:30	Twilight_stray	28.000	149	45Eps Per	2.8880	30000.	56	40148	No
188	GOM_NL__2PRFIN20091103_203528_000000452084_00014_40148_8294.N1	03-NOV-2009 20:35:28	Bright	44.500	35	33Alp Per	1.7950	6250.0	89	40148	No
189	GOM_NL__2PRFIN20091103_205220_000000562084_00014_40148_8295.N1	03-NOV-2009 20:52:20	Bright	56.000	36	50Alp UMa	1.8000	6300.0	112	40148	No
190	GOM_NL__2PRFIN20091103_205357_000000392084_00014_40148_8296.N1	03-NOV-2009 20:53:57	Bright	38.500	82	48Bet UMa	2.3650	10600.	77	40148	No
191	GOM_NL__2PRFIN20091103_205742_000000402084_00014_40148_8297.N1	03-NOV-2009 20:57:42	Bright	39.500	174	52Psi UMa	3.0040	4400.0	79	40148	No
192	GOM_NL__2PRFIN20091103_210637_000000522084_00014_40148_8298.N1	03-NOV-2009 21:06:37	Bright	52.000	51	41Gam1Leo	2.0100	4500.0	104	40148	No
193	GOM_NL__2PRFIN20091103_210957_000000622084_00014_40148_8299.N1	03-NOV-2009 21:09:57	Bright	61.500	22	32Alp Leo	1.3600	15200.	123	40148	No
194	GOM_NL__2PRFIN20091103_212805_000000492084_00015_40149_8294.N1	03-NOV-2009 21:28:05	Dark	49.000	65	Lam Vel	2.2040	4400.0	98	40149	No
195	GOM_NL__2PRFIN20091103_213032_000000432084_00015_40149_8295.N1	03-NOV-2009 21:30:32	Dark	43.000	46	Del Vel	1.9540	10600.	86	40149	No
196	GOM_NL__2PRFIN20091103_213157_000000532084_00015_40149_8296.N1	03-NOV-2009 21:31:57	Dark	52.500	70	Zet Pup	2.2460	39000.	105	40149	No
197	GOM_NL__2PRFIN20091103_213704_000000482084_00015_40149_8297.N1	03-NOV-2009 21:37:04	Dark	48.000	2	Alp Car	-0.73600	7000.0	96	40149	No
198	GOM_NL__2PRFIN20091103_214336_000000612084_00015_40149_8298.N1	03-NOV-2009 21:43:36	Dark	61.000	108	Alp Col	2.6520	15200.	122	40149	No
199	GOM_NL__2PRFIN20091103_215501_000000612084_00015_40149_8299.N1	03-NOV-2009 21:55:01	Straylight	60.500	165	34Gam Eri	2.9500	3200.0	121	40149	No
200	GOM_NL__2PRFIN20091103_220107_000000542084_00015_40149_8300.N1	03-NOV-2009 22:01:07	Twilight_stray	54.000	94	92Alp Cet	2.5260	3100.0	108	40149	No
201	GOM_NL__2PRFIN20091103_220536_000000382084_00015_40149_8301.N1	03-NOV-2009 22:05:36	Bright	37.500	105	6Bet Ari	2.6450	8900.0	75	40149	No
202	GOM_NL__2PRFIN20091103_220955_000000512084_00015_40149_8302.N1	03-NOV-2009 22:09:55	Bright	51.000	173	4Bet Tri	3.0040	8900.0	102	40149	No
203	GOM_NL__2PRFIN20091103_221158_000000372084_00015_40149_8303.N1	03-NOV-2009 22:11:58	Bright	36.500	73	57Gam1And	2.2600	13100.	73	40149	No
204	GOM_NL__2PRFIN20091103_221504_000000282084_00015_40149_8304.N1	03-NOV-2009 22:15:04	Twilight_stray	28.000	149	45Eps Per	2.8880	30000.	56	40149	No
205	GOM_NL__2PRFIN20091103_221603_000000642084_00015_40149_8305.N1	03-NOV-2009 22:16:03	Bright	64.000	35	33Alp Per	1.7950	6250.0	128	40149	No
206	GOM_NL__2PRFIN20091103_223256_000000442084_00015_40149_8306.N1	03-NOV-2009 22:32:56	Bright	44.000	36	50Alp UMa	1.8000	6300.0	88	40149	No
207	GOM_NL__2PRFIN20091103_223433_000000372084_00015_40149_8307.N1	03-NOV-2009 22:34:33	Bright	36.500	82	48Bet UMa	2.3650	10600.	73	40149	No
208	GOM_NL__2PRFIN20091103_223818_000000392084_00015_40149_8308.N1	03-NOV-2009 22:38:18	Bright	39.000	174	52Psi UMa	3.0040	4400.0	78	40149	No
209	GOM_NL__2PRFIN20091103_224714_000000542084_00015_40149_8309.N1	03-NOV-2009 22:47:14	Bright	54.000	51	41Gam1Leo	2.0100	4500.0	108	40149	No
210	GOM_NL__2PRFIN20091103_225034_000000632084_00015_40149_8310.N1	03-NOV-2009 22:50:34	Bright	62.500	22	32Alp Leo	1.3600	15200.	125	40149	No
211	GOM_NL__2PRFIN20091103_230841_000000592084_00016_40150_8305.N1	03-NOV-2009 23:08:41	Dark	59.000	65	Lam Vel	2.2040	4400.0	118	40150	No
212	GOM_NL__2PRFIN20091103_231108_000000432084_00016_40150_8306.N1	03-NOV-2009 23:11:08	Dark	42.500	46	Del Vel	1.9540	10600.	85	40150	No
213	GOM_NL__2PRFIN20091103_231234_000000522084_00016_40150_8307.N1	03-NOV-2009 23:12:34	Dark	52.000	70	Zet Pup	2.2460	39000.	104	40150	No
214	GOM_NL__2PRFIN20091103_231741_000000492084_00016_40150_8308.N1	03-NOV-2009 23:17:41	Dark	49.000	2	Alp Car	-0.73600	7000.0	98	40150	No
215	GOM_NL__2PRFIN20091103_232413_000000592084_00016_40150_8309.N1	03-NOV-2009 23:24:13	Dark	58.500	108	Alp Col	2.6520	15200.	117	40150	No
216	GOM_NL__2PRFIN20091103_233537_000000622084_00016_40150_8310.N1	03-NOV-2009 23:35:37	Straylight	61.500	165	34Gam Eri	2.9500	3200.0	123	40150	No
217	GOM_NL__2PRFIN20091103_234143_000000542084_00016_40150_8311.N1	03-NOV-2009 23:41:43	Twilight_stray	54.000	94	92Alp Cet	2.5260	3100.0	108	40150	No
218	GOM_NL__2PRFIN20091103_234611_000000392084_00016_40150_8312.N1	03-NOV-2009 23:46:11	Bright	38.500	105	6Bet Ari	2.6450	8900.0	77	40150	No
219	GOM_NL__2PRFIN20091103_235031_000000392084_00016_40150_8313.N1	03-NOV-2009 23:50:31	Bright	38.500	173	4Bet Tri	3.0040	8900.0	77	40150	No

220	GOM_NL__2PRFIN20091103_235234_000000402084_00016_40150_8314.N1	03-NOV-2009 23:52:34	Bright	39.500	73	57Gam1And	2.2600	13100.	79	40150	No
221	GOM_NL__2PRFIN20091103_235539_000000332084_00016_40150_8315.N1	03-NOV-2009 23:55:39	Twilight_stray	33.000	149	45Eps Per	2.8880	30000.	66	40150	No
222	GOM_NL__2PRFIN20091103_235638_000000442084_00016_40150_8316.N1	03-NOV-2009 23:56:38	Bright	43.500	35	33Alp Per	1.7950	6250.0	87	40150	No

3. Quality information per product

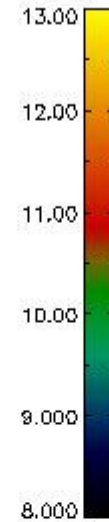
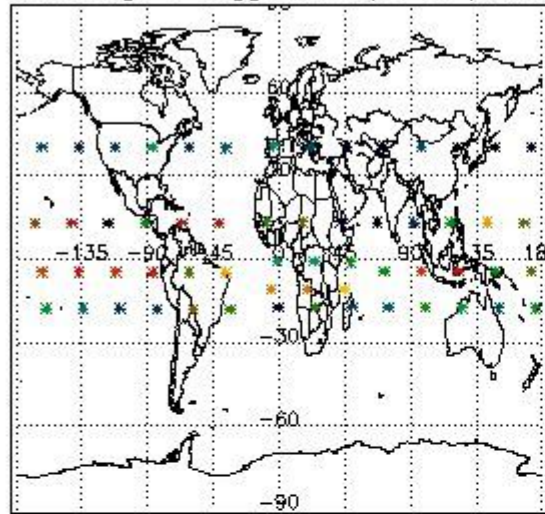
In this section it is plotted some information contained in the Quality Summary data set of the level 2 products. Only products in dark limb conditions and without errors (error flag in the MPH set to "0") are used.

3.1 Plot quality information per product (time dependant)

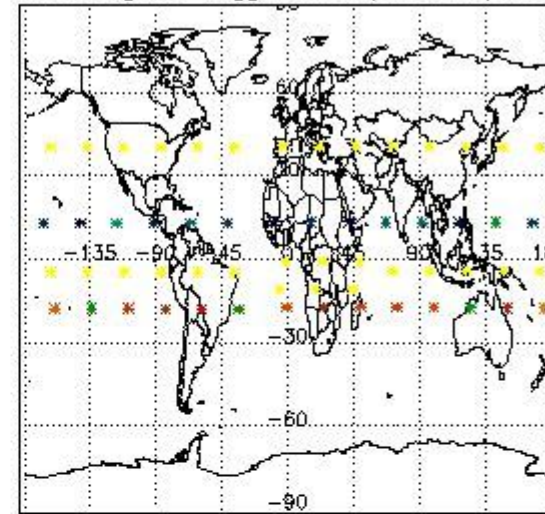


3.2 Plot quality information per product (world map)

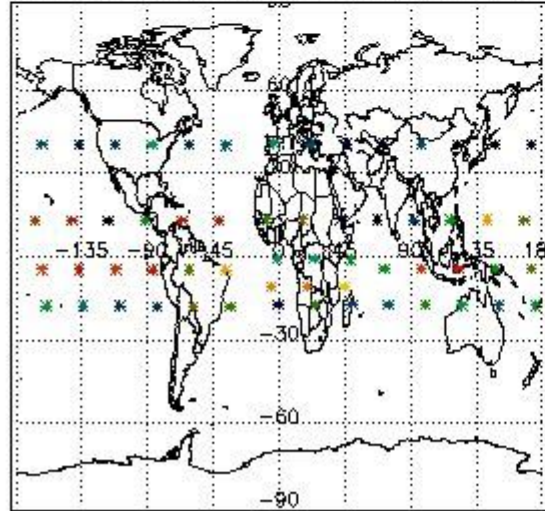
Percentage of flagged data per O3 profile



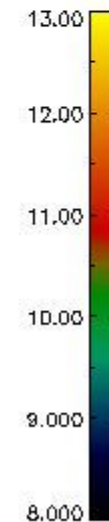
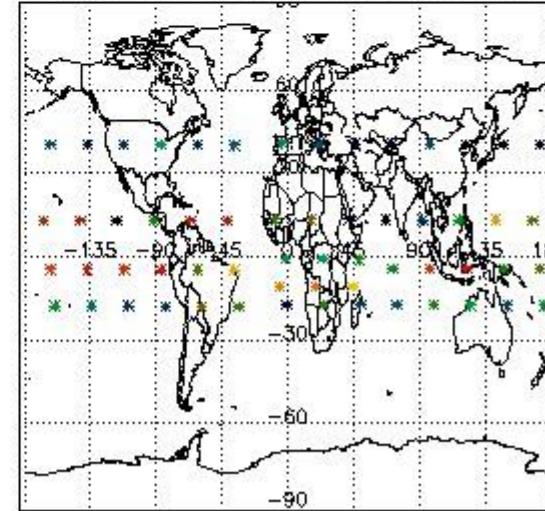
Percentage of flagged data per H2O profile



Percentage of flagged data per NO2 profile



Percentage of flagged data per NO3 profile

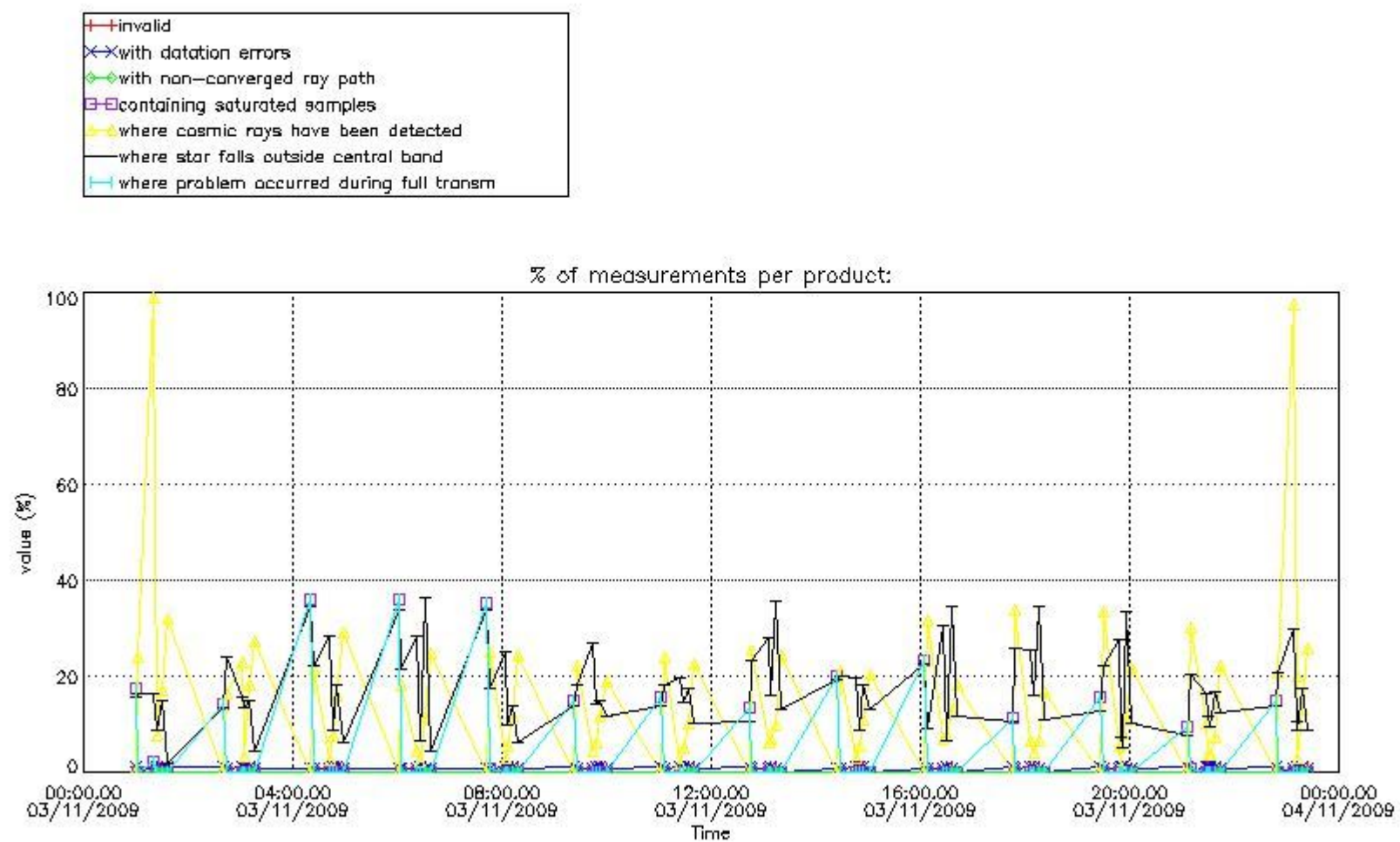


4. Level 1 quality information per product

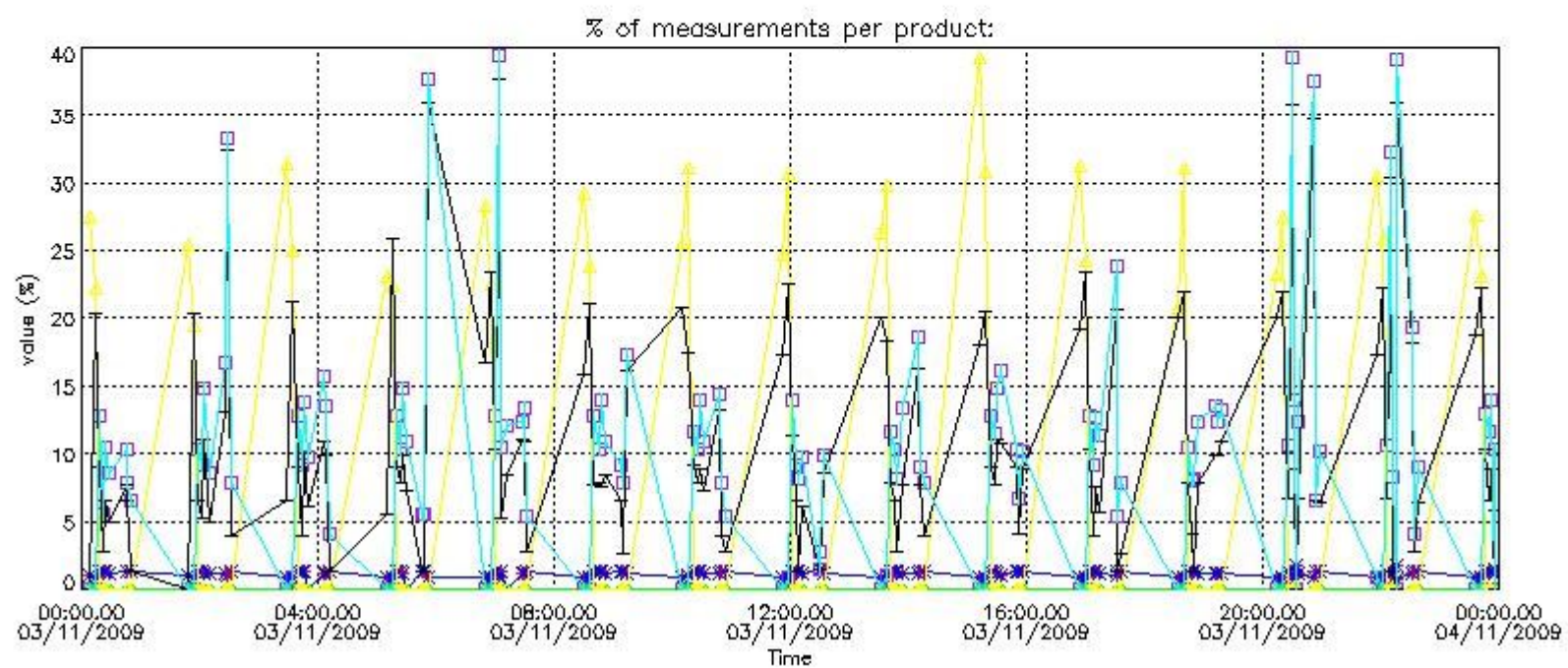
In this section it is plotted some information contained in the Quality Summary data set of the level 2 products that comes from the level 1b processing. Products without errors (error flag in the MPH set to "0") are used.

4.1 Plot quality information per product (time dependant) coming from level 1b processing

4.1.1 Plot level 1 quality information per product (time dependant): ENVISAT ASCENDING passes



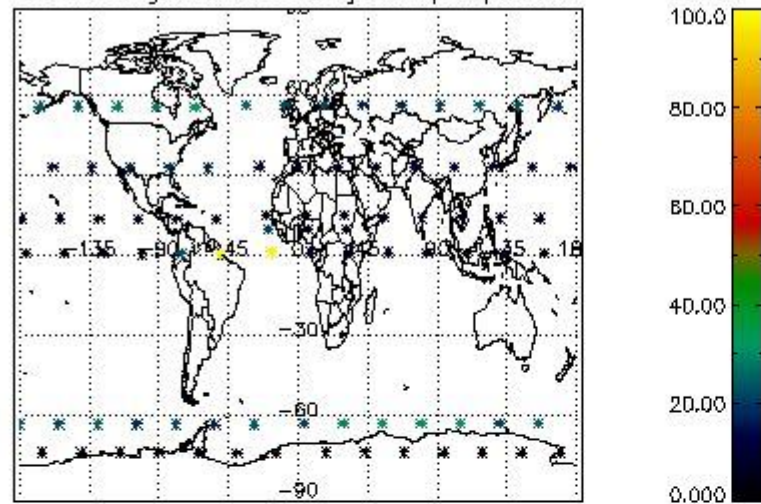
4.1.2 Plot level 1 quality information per product (time dependant): ENVI SAT DESCENDING passes



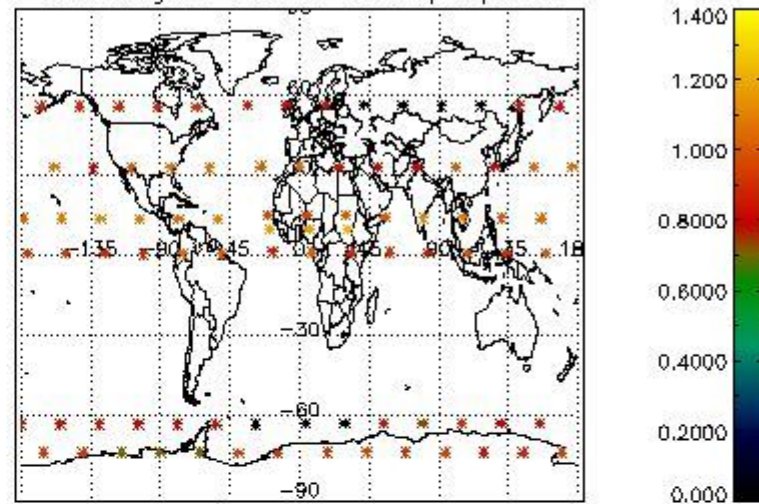
4.2 Plot quality information per product coming from level 1b processing (world map)

4.2.1 Plot level 1 quality information per product (world map): ENVISAT ASCENDING passes

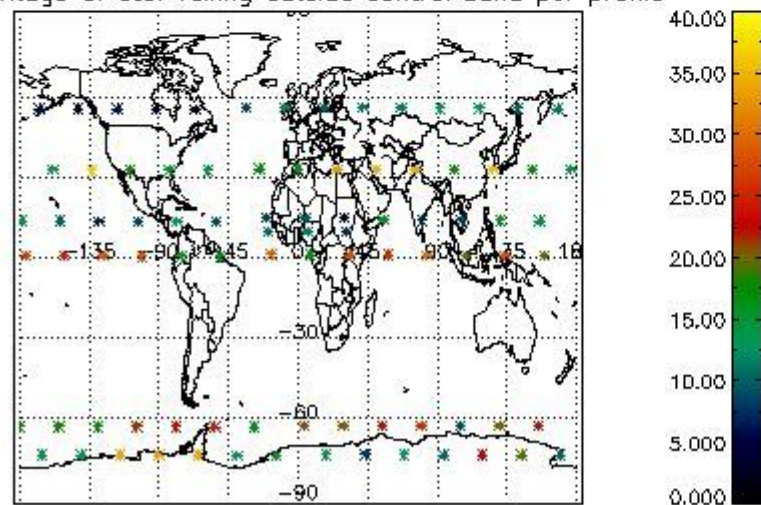
Percentage of cosmic ray hits per profile



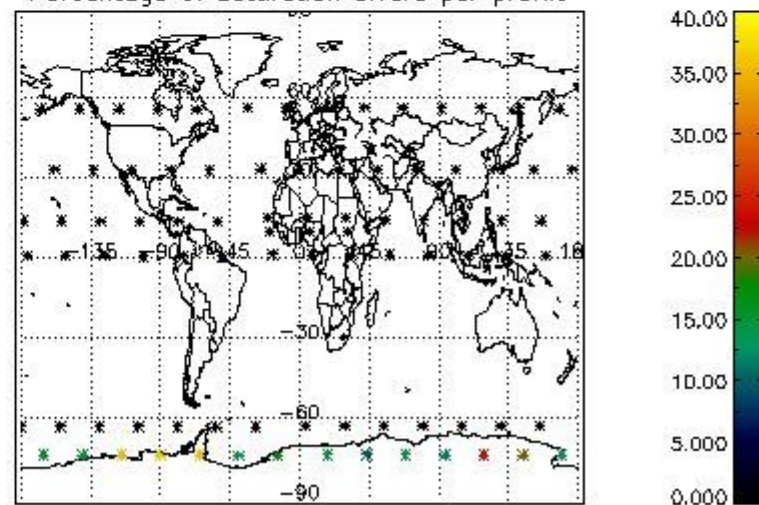
Percentage of datation errors per profile



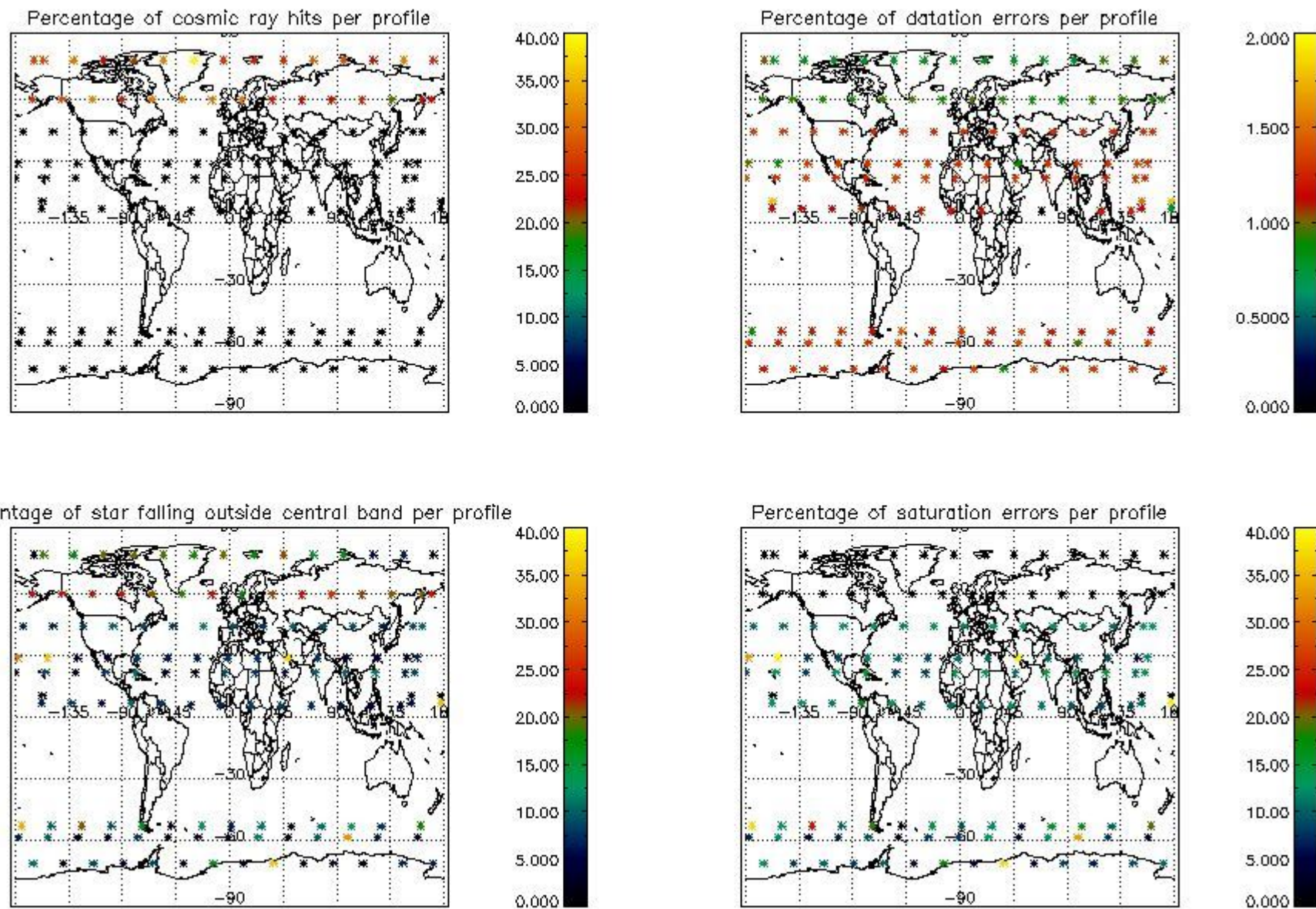
Percentage of star falling outside central band per profile



Percentage of saturation errors per profile



4.2.2 Plot level 1 quality information per product (world map): ENVISAT DESCENDING passes



5. Trace gas profiles

5.1 Ozone statistics based on quality of products

The final quality of the products can be "measured" using the STD (Standard Deviation) attached to every point profile. This information is written to the parameter GOM_NL__2P/NL_LOCAL_SPECIES_DENSITY/o3_std of the level 2 products. The table below shows the statistics for given STD ranges.

The statistics are given with respect to the overall valid production:

- Products without fatal errors: GOM_NL__2P/MPH/PRODUCT_ERR=0
- Valid point profile: GOM_NL__2P/NL_LOCAL_SPECIES_DENSITY/pcd(0)=0

The 'Criteria' is applied to valid points of dark limb products:

- Products in dark limb illumination condition: GOM_NL__2P/NL_SUMMARY_QUALITY/obs_ill_cond=0
- Products without fatal errors: GOM_NL__2P/MPH/PRODUCT_ERR=0
- Valid point profile: GOM_NL__2P/NL_LOCAL_SPECIES_DENSITY/pcd(0)=0

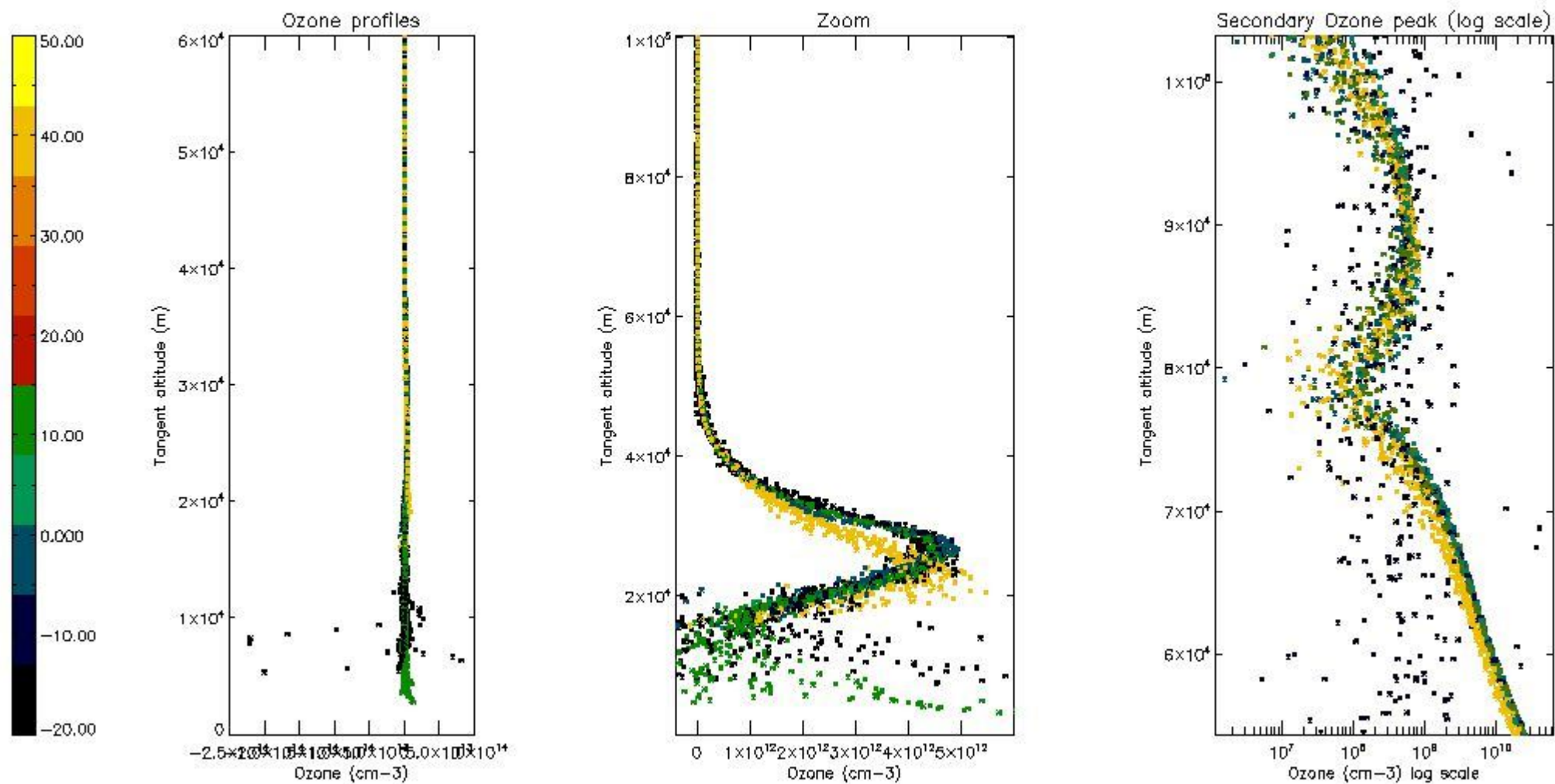
So, the table below shows the percentage of dark limb and valid observations for each criteria with respect to the overall valid daily observations.

Criteria	% of total production
All STD	30
STD < 20	17

STD < 10	14
STD < 5	11

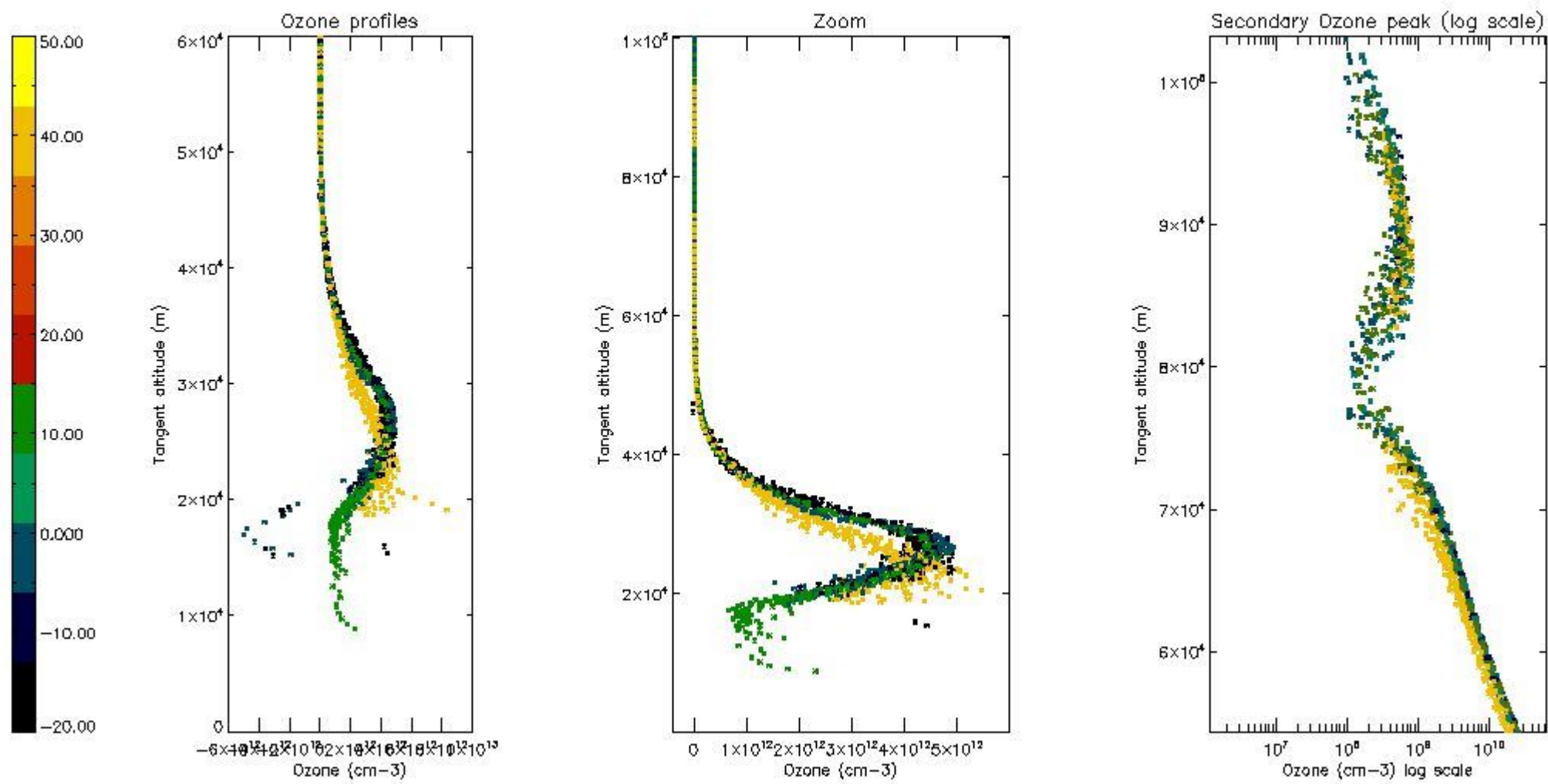
5.2 Plot ozone profiles for all STD (dark without errors)

The colorbar represents the latitude.



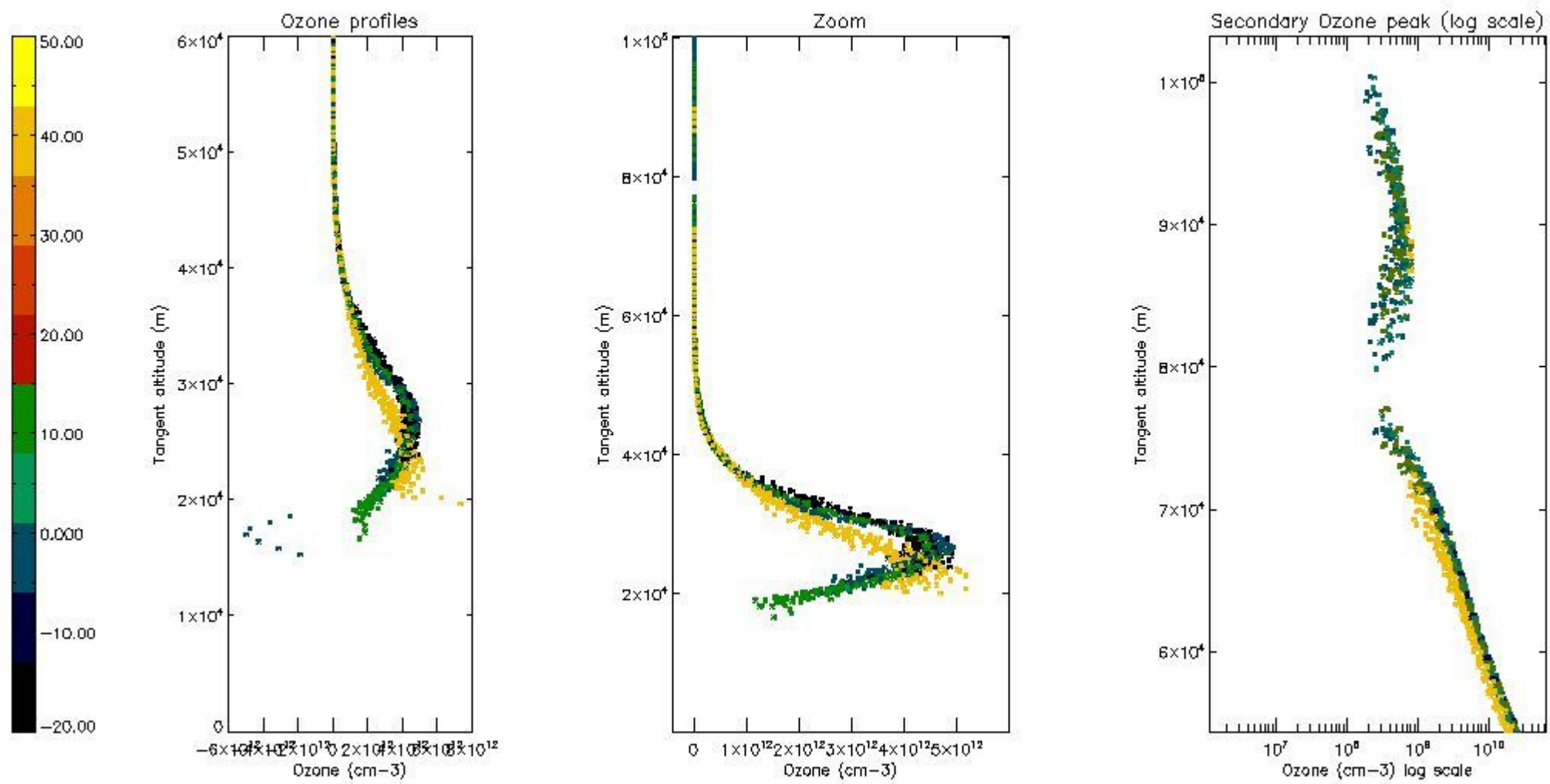
5.3 Plot ozone profiles where STD < 20% (dark without errors)

The colorbar represents the latitude.



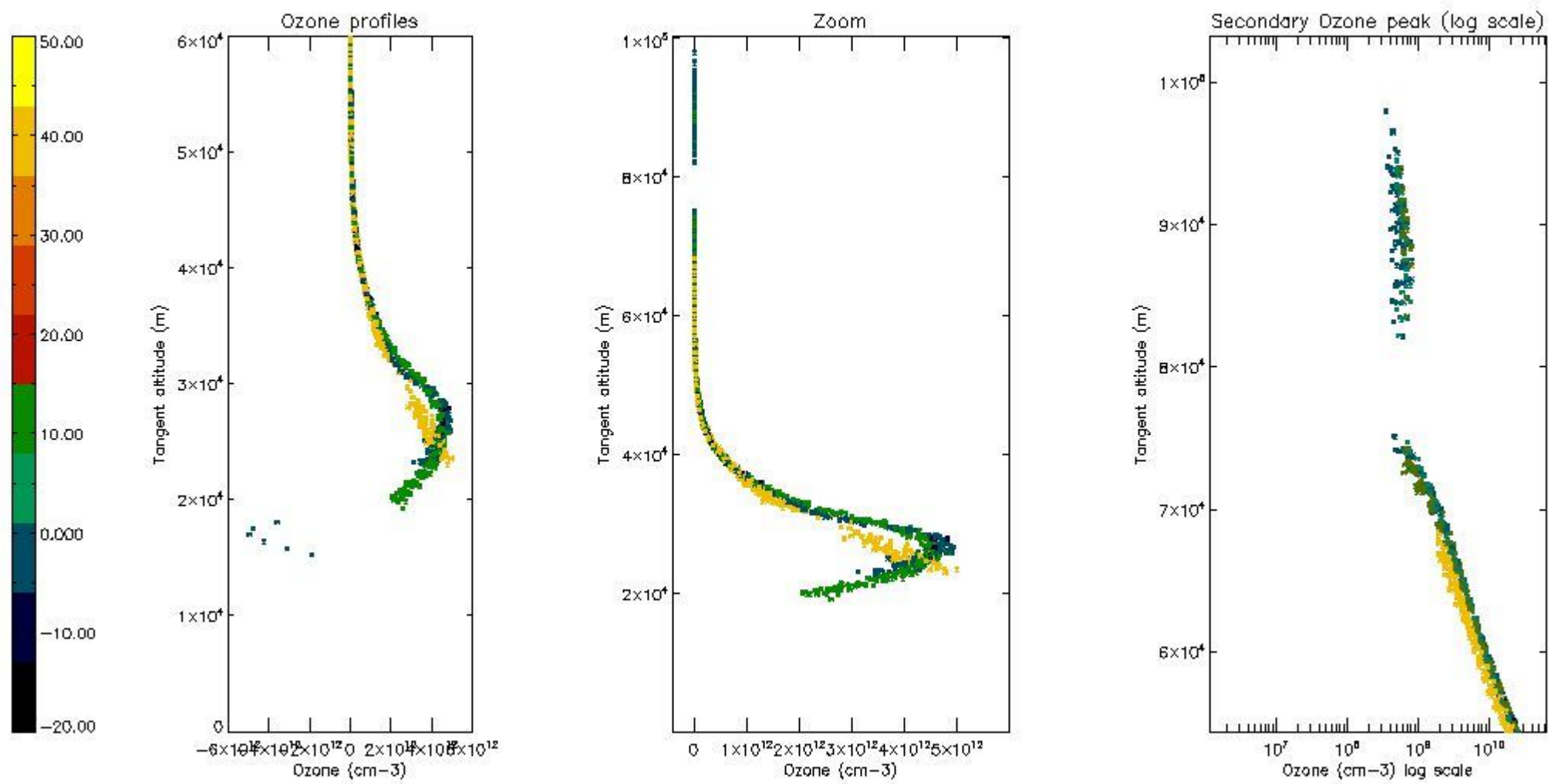
5.4 Plot ozone profiles where STD < 10% (dark without errors)

The colorbar represents the latitude.



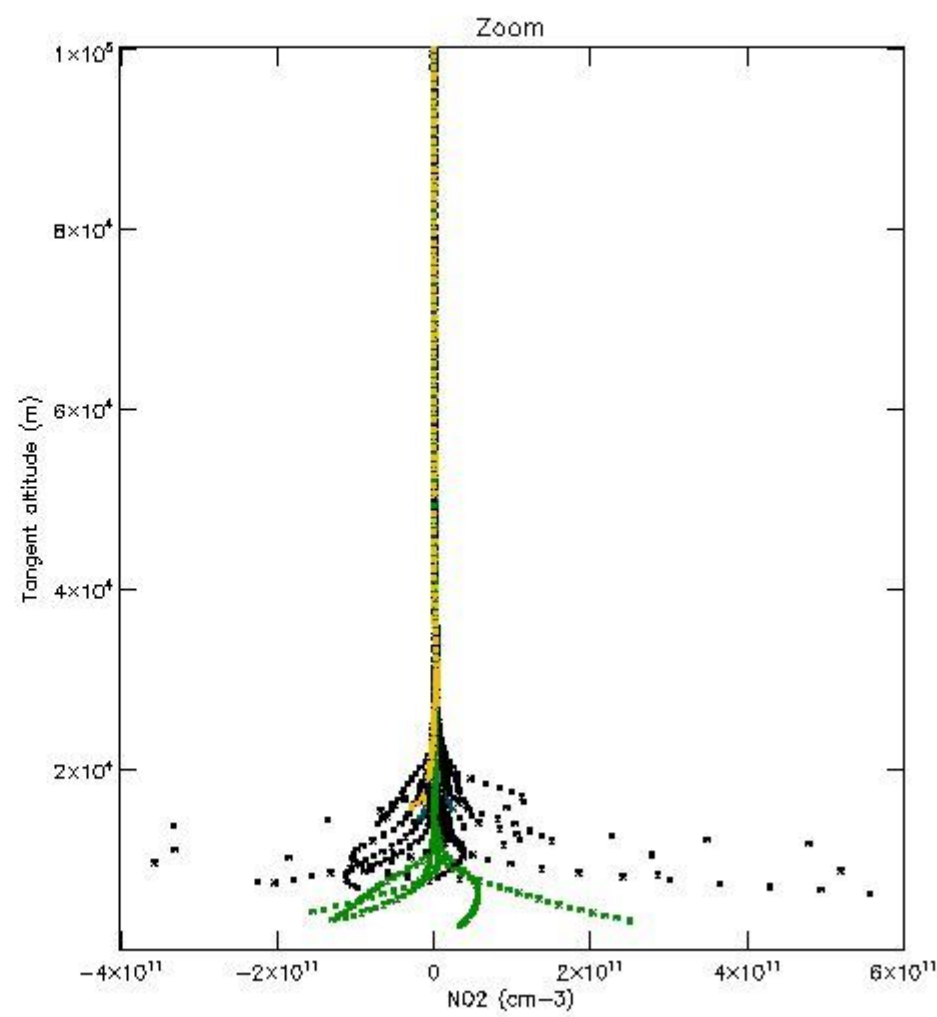
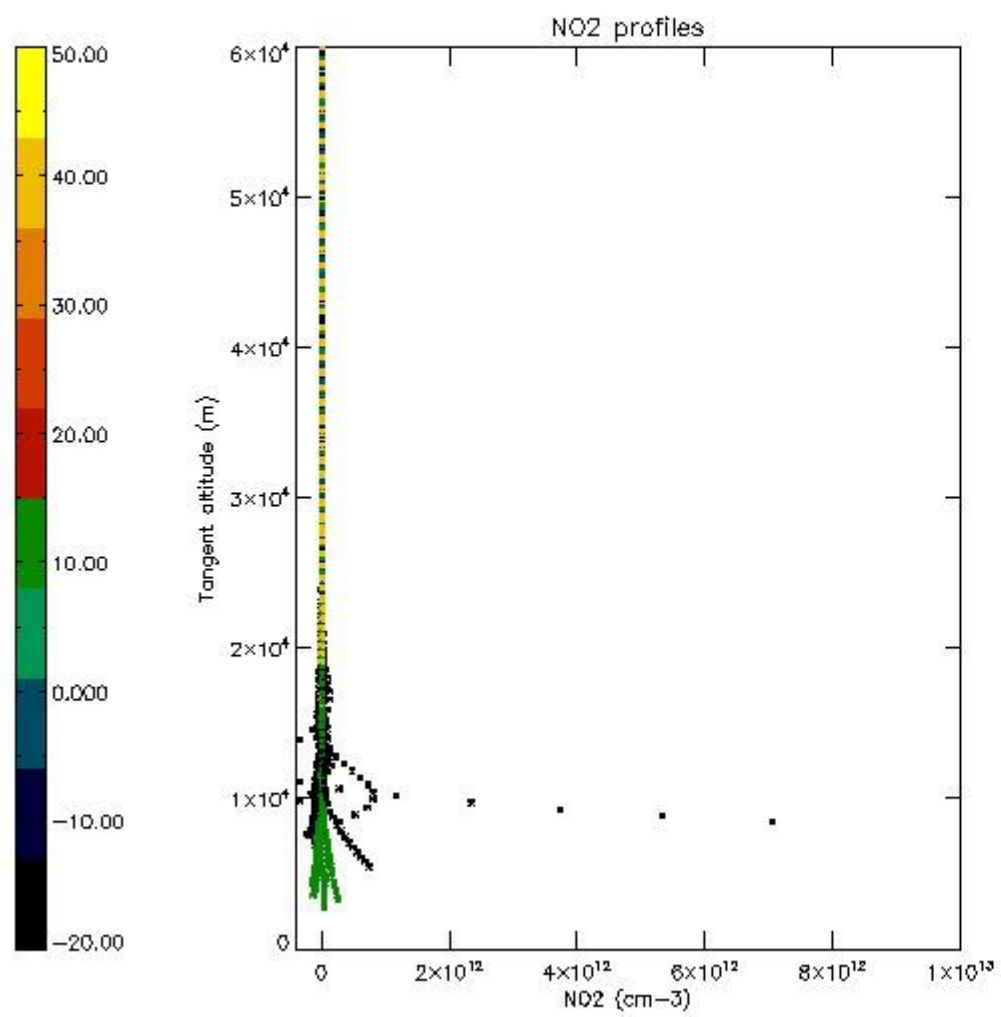
5.5 Plot ozone profiles where STD < 5% (dark without errors)

The colorbar represents the latitude.



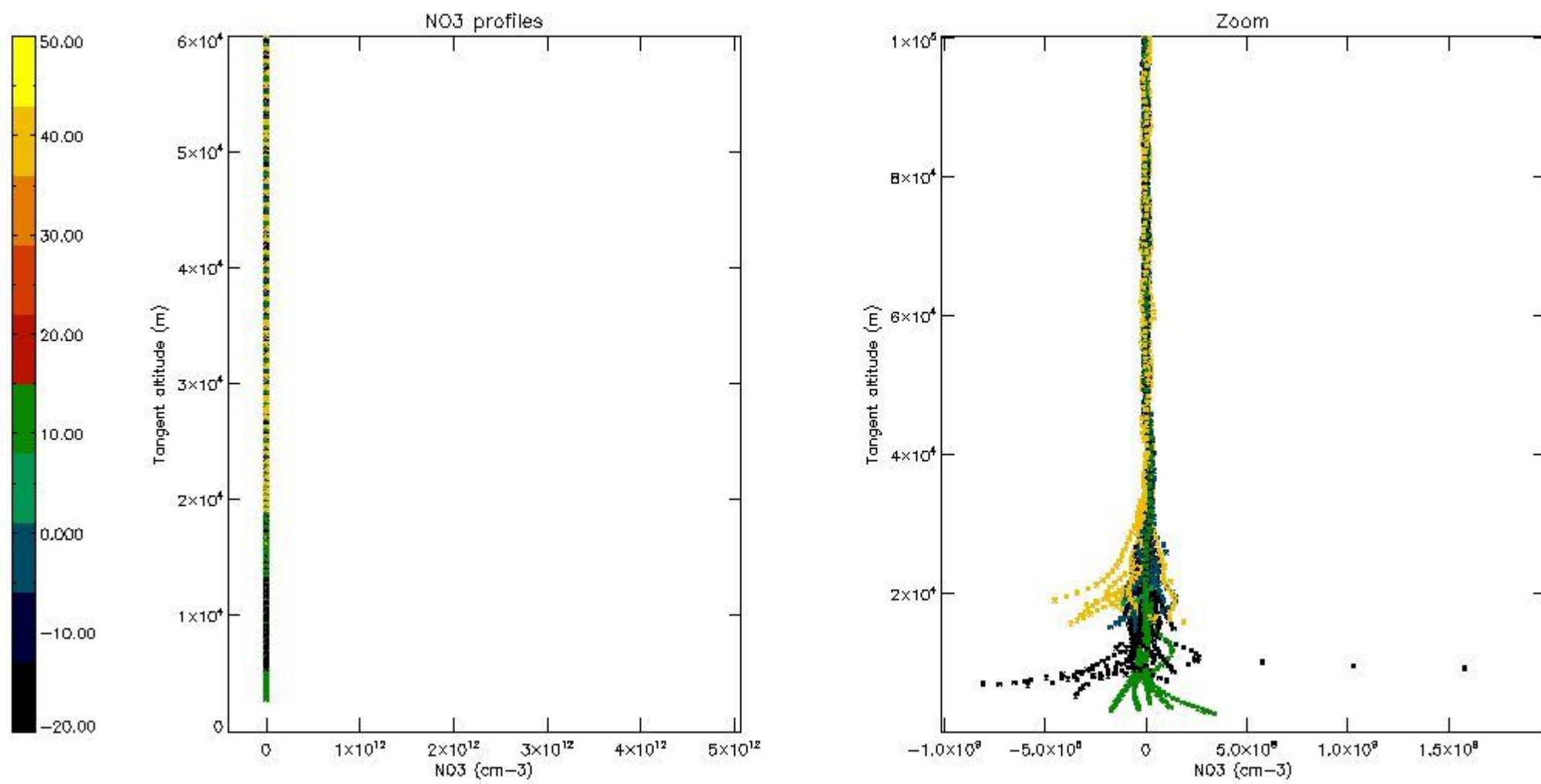
5.6 Plot NO₂ profiles for all STD (dark without errors)

The colorbar represents the latitude.



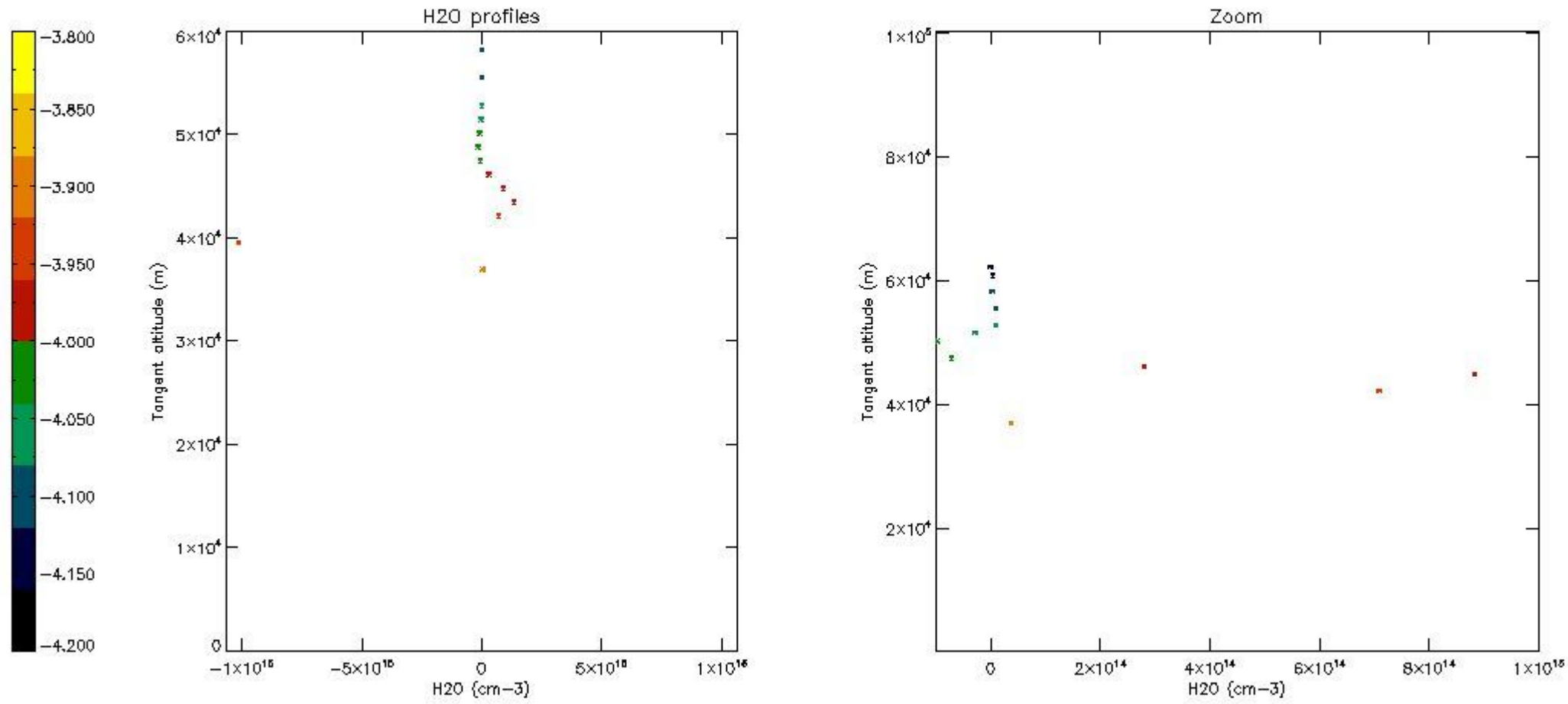
5.7 Plot NO3 profiles for all STD (dark without errors)

The colorbar represents the latitude.



5.8 Plot H2O profiles for all STD (only for occultations of stars 1,2,3,4,13,14,16,26,63 dark without errors)

The colorbar represents the latitude.



6. Auxiliary Data Files used for the production reported in section 2

The number reported in the third column indicates since which file (see list in section 2) the corresponding auxiliary file has been used. The fourth column is the date of those product files.

Type	Auxiliary Filename	Used since product	Used since product date
INST_PHYS_CHARACTERISTICS	GOM_INS_AXVIEC20091111_143220_20030716_120000_20500101_000000	1	03-NOV-2009 00:07:14
LEVEL-2_PROC_CONFIG	GOM_PR2_AXVIEC20091111_152718_20020301_000000_20500101_000000	1	03-NOV-2009 00:07:14
CROSS_SECTIONS_FILE	GOM_CRS_AXVIEC20091111_154832_20020301_000000_20500101_000000	1	03-NOV-2009 00:07:14

GOMOS Level 2 Daily Report

SUMMARY

[1. General Info](#)

[2. Summary of processed GOM_NL_2P products](#)

[3. Level 2 Quality information per product](#)

[3.1 Plot of level 2 quality information per product \(time dependant\)](#)

[3.2 Plot of level 2 quality information per product \(world map\)](#)

[4. Level 1 Quality information per product \(stored on level 2 products\)](#)

[4.1 Plot of level 1 quality information per product \(time dependant\)](#)

[4.1.1 Plot of level 1 quality information per product \(time dependant\): ASCENDING](#)

[4.1.2 Plot of level 1 quality information per product \(time dependant\): DESCENDING](#)

[4.2 Plot of level 1 quality information per product \(world map\)](#)

[4.2.1 Plot of level 1 quality information per product \(world map\): ASCENDING](#)

[4.2.2 Plot of level 1 quality information per product \(world map\): DESCENDING](#)

[5. Ozone profiles based on quality statistics and other trace gas profiles](#)

[5.1 Ozone statistics based on quality of products](#)

[5.2 Plot ozone profiles for all STD \(dark without errors\)](#)

[5.3 Plot ozone profiles where STD < 20% \(dark without errors\)](#)

[5.4. Plot ozone profiles where STD < 10% \(dark without errors\)](#)

[5.5. Plot ozone profiles where STD < 5% \(dark without errors\)](#)

[5.6 Plot NO2 profiles for all STD \(dark without errors\)](#)

[5.7 Plot NO3 profiles for all STD \(dark without errors\)](#)

[5.8 Plot H2O profiles \(only for occultations of stars 1,2,3,4,13,14,16,26,63 dark without errors\) for all STD](#)

[6. Auxiliary Data Files used for the production reported in section 2](#)

This report presents the daily analysis on parameters extracted from GOMOS level 2 data (GOM_NL__2P). It is intended to monitor some important parameters that will impact the quality of these products. A list of level 2 products (and content) that have arrived during the reporting day to the PCF is also given.

Item	Value
Time of report generation	26APR2013 13:37:22
Data source version	GOMOS/6.01
Start time of products	03-11-2009 (03NOV2009 00:00:00)
Stop time of products	04-11-2009 (04NOV2009 00:00:00)
Store outputs in DB	Yes
Nb of level 2 prods	222
Nb of prods with errors	0

2. Summary of processed GOM_NL__2P products.

Nr	Filename	UTC Start time	Limb	Duration	Star Id	Star Name	Star Mag	Star Temp	Nb Meas	Orbit	Prod. error
1	GOM_NL__2PRFIN20091103_000714_000000492084_00002_40136_8108.N1	03-NOV-2009 00:07:14	Straylight	49.000	165	34Gam Eri	2.9500	3200.0	98	40136	No
2	GOM_NL__2PRFIN20091103_001323_000000542084_00002_40136_8109.N1	03-NOV-2009 00:13:23	Twilight_stray	54.000	94	92Alp Cet	2.5260	3100.0	108	40136	No
3	GOM_NL__2PRFIN20091103_001750_000000392084_00002_40136_8110.N1	03-NOV-2009 00:17:50	Bright	39.000	105	6Bet Ari	2.6450	8900.0	78	40136	No
4	GOM_NL__2PRFIN20091103_002211_000000372084_00002_40136_8111.N1	03-NOV-2009 00:22:11	Bright	36.500	173	4Bet Tri	3.0040	8900.0	73	40136	No
5	GOM_NL__2PRFIN20091103_002414_000000382084_00002_40136_8112.N1	03-NOV-2009 00:24:14	Bright	38.000	73	57Gam1And	2.2600	13100.0	76	40136	No
6	GOM_NL__2PRFIN20091103_002841_000000412084_00002_40136_8113.N1	03-NOV-2009 00:28:41	Bright	40.500	160	23Gam Per	2.9300	4700.0	81	40136	No
7	GOM_NL__2PRFIN20091103_004510_000000392084_00002_40136_8114.N1	03-NOV-2009 00:45:10	Bright	39.000	36	50Alp UMa	1.8000	6300.0	78	40136	No
8	GOM_NL__2PRFIN20091103_004647_000000392084_00002_40136_8115.N1	03-NOV-2009 00:46:47	Bright	38.500	82	48Bet UMa	2.3650	10600.0	77	40136	No
9	GOM_NL__2PRFIN20091103_005030_000000382084_00002_40136_8116.N1	03-NOV-2009 00:50:30	Bright	38.000	174	52Psi UMa	3.0040	4400.0	76	40136	No
10	GOM_NL__2PRFIN20091103_005921_000000552084_00002_40136_8117.N1	03-NOV-2009 00:59:21	Bright	54.500	51	41Gam1Leo	2.0100	4500.0	109	40136	No
11	GOM_NL__2PRFIN20091103_010238_000000582084_00002_40136_8118.N1	03-NOV-2009 01:02:38	Bright	58.000	22	32Alp Leo	1.3600	15200.0	116	40136	No
12	GOM_NL__2PRFIN20091103_012043_000000492084_00003_40137_8115.N1	03-NOV-2009 01:20:43	Dark	49.000	65	Lam Vel	2.2040	4400.0	98	40137	No
13	GOM_NL__2PRFIN20091103_012421_000000462084_00003_40137_8116.N1	03-NOV-2009 01:24:21	Dark	45.500	34	Gam2Vel	1.7930	23000.0	91	40137	No
14	GOM_NL__2PRFIN20091103_012944_000000472084_00003_40137_8117.N1	03-NOV-2009 01:29:44	Dark	47.000	2	Alp Car	-0.73600	7000.0	94	40137	No
15	GOM_NL__2PRFIN20091103_013614_000000552084_00003_40137_8118.N1	03-NOV-2009 01:36:14	Dark	55.000	108	Alp Col	2.6520	15200.0	110	40137	No
16	GOM_NL__2PRFIN20091103_014750_000000492084_00003_40137_8119.N1	03-NOV-2009 01:47:50	Straylight	49.000	165	34Gam Eri	2.9500	3200.0	98	40137	No
17	GOM_NL__2PRFIN20091103_015359_000000542084_00003_40137_8120.N1	03-NOV-2009 01:53:59	Twilight_stray	54.000	94	92Alp Cet	2.5260	3100.0	108	40137	No
18	GOM_NL__2PRFIN20091103_015826_000000392084_00003_40137_8121.N1	03-NOV-2009 01:58:26	Bright	38.500	105	6Bet Ari	2.6450	8900.0	77	40137	No
19	GOM_NL__2PRFIN20091103_020247_000000392084_00003_40137_8122.N1	03-NOV-2009 02:02:47	Bright	38.500	173	4Bet Tri	3.0040	8900.0	77	40137	No
20	GOM_NL__2PRFIN20091103_020450_000000412084_00003_40137_8123.N1	03-NOV-2009 02:04:50	Bright	40.500	73	57Gam1And	2.2600	13100.0	81	40137	No
21	GOM_NL__2PRFIN20091103_020917_000000412084_00003_40137_8124.N1	03-NOV-2009 02:09:17	Bright	41.000	160	23Gam Per	2.9300	4700.0	82	40137	No
22	GOM_NL__2PRFIN20091103_022546_000000422084_00003_40137_8125.N1	03-NOV-2009 02:25:46	Bright	42.000	36	50Alp UMa	1.8000	6300.0	84	40137	No
23	GOM_NL__2PRFIN20091103_022723_000000532084_00003_40137_8126.N1	03-NOV-2009 02:27:23	Bright	52.500	82	48Bet UMa	2.3650	10600.0	105	40137	No
24	GOM_NL__2PRFIN20091103_023106_000000382084_00003_40137_8127.N1	03-NOV-2009 02:31:06	Bright	38.000	174	52Psi UMa	3.0040	4400.0	76	40137	No
25	GOM_NL__2PRFIN20091103_023958_000000532084_00003_40137_8128.N1	03-NOV-2009 02:39:58	Bright	52.500	51	41Gam1Leo	2.0100	4500.0	105	40137	No
26	GOM_NL__2PRFIN20091103_024314_000000652084_00003_40137_8129.N1	03-NOV-2009 02:43:14	Bright	64.500	22	32Alp Leo	1.3600	15200.0	129	40137	No
27	GOM_NL__2PRFIN20091103_030120_000000482084_00004_40138_8126.N1	03-NOV-2009 03:01:20	Dark	48.000	65	Lam Vel	2.2040	4400.0	96	40138	No
28	GOM_NL__2PRFIN20091103_030458_000000492084_00004_40138_8127.N1	03-NOV-2009 03:04:58	Dark	48.500	34	Gam2Vel	1.7930	23000.0	97	40138	No
29	GOM_NL__2PRFIN20091103_031020_000000472084_00004_40138_8128.N1	03-NOV-2009 03:10:20	Dark	47.000	2	Alp Car	-0.73600	7000.0	94	40138	No
30	GOM_NL__2PRFIN20091103_031651_000000572084_00004_40138_8129.N1	03-NOV-2009 03:16:51	Dark	57.000	108	Alp Col	2.6520	15200.0	114	40138	No
31	GOM_NL__2PRFIN20091103_032826_000000542084_00004_40138_8130.N1	03-NOV-2009 03:28:26	Straylight	54.000	165	34Gam Eri	2.9500	3200.0	108	40138	No
32	GOM_NL__2PRFIN20091103_033435_000000542084_00004_40138_8131.N1	03-NOV-2009 03:34:35	Twilight_stray	54.000	94	92Alp Cet	2.5260	3100.0	108	40138	No
33	GOM_NL__2PRFIN20091103_033902_000000392084_00004_40138_8132.N1	03-NOV-2009 03:39:02	Bright	39.000	105	6Bet Ari	2.6450	8900.0	78	40138	No
34	GOM_NL__2PRFIN20091103_034323_000000382084_00004_40138_8133.N1	03-NOV-2009 03:43:23	Bright	38.000	173	4Bet Tri	3.0040	8900.0	76	40138	No
35	GOM_NL__2PRFIN20091103_034525_000000402084_00004_40138_8134.N1	03-NOV-2009 03:45:25	Bright	40.000	73	57Gam1And	2.2600	13100.0	80	40138	No
36	GOM_NL__2PRFIN20091103_034952_000000412084_00004_40138_8135.N1	03-NOV-2009 03:49:52	Bright	41.000	160	23Gam Per	2.9300	4700.0	82	40138	No
37	GOM_NL__2PRFIN20091103_040622_000000422084_00004_40138_8136.N1	03-NOV-2009 04:06:22	Bright	41.500	36	50Alp UMa	1.8000	6300.0	83	40138	No
38	GOM_NL__2PRFIN20091103_040759_000000412084_00004_40138_8137.N1	03-NOV-2009 04:07:59	Bright	40.500	82	48Bet UMa	2.3650	10600.0	81	40138	No
39	GOM_NL__2PRFIN20091103_041142_000000372084_00004_40138_8138.N1	03-NOV-2009 04:11:42	Bright	37.000	174	52Psi UMa	3.0040	4400.0	74	40138	No
40	GOM_NL__2PRFIN20091103_042034_000000712084_00004_40138_8139.N1	03-NOV-2009 04:20:34	Bright	71.000	51	41Gam1Leo	2.0100	4500.0	142	40138	No
41	GOM_NL__2PRFIN20091103_042351_000000632084_00004_40138_8140.N1	03-NOV-2009 04:23:51	Bright	63.000	22	32Alp Leo	1.3600	15200.0	126	40138	No
42	GOM_NL__2PRFIN20091103_044156_000000572084_00005_40139_8138.N1	03-NOV-2009 04:41:56	Dark	56.500	65	Lam Vel	2.2040	4400.0	113	40139	No

43	GOM_NL__2PRFIN20091103_044535_000000462084_00005_40139_8139.N1	03-NOV-2009 04:45:35	Dark	46.000	34	Gam2Vel	1.7930	23000.	92	40139	No
44	GOM_NL__2PRFIN20091103_045057_000000502084_00005_40139_8140.N1	03-NOV-2009 04:50:57	Dark	49.500	2	Alp Car	-0.73600	7000.0	99	40139	No
45	GOM_NL__2PRFIN20091103_045727_000000572084_00005_40139_8141.N1	03-NOV-2009 04:57:27	Dark	57.000	108	Alp Col	2.6520	15200.	114	40139	No
46	GOM_NL__2PRFIN20091103_050902_000000542084_00005_40139_8142.N1	03-NOV-2009 05:09:02	Straylight	54.000	165	34Gam Eri	2.9500	3200.0	108	40139	No
47	GOM_NL__2PRFIN20091103_051510_000000582084_00005_40139_8143.N1	03-NOV-2009 05:15:10	Tw_i_and_stray	58.000	94	92Alp Cet	2.5260	3100.0	116	40139	No
48	GOM_NL__2PRFIN20091103_051938_000000392084_00005_40139_8144.N1	03-NOV-2009 05:19:38	Bright	39.000	105	6Bet Ari	2.6450	8900.0	78	40139	No
49	GOM_NL__2PRFIN20091103_052359_000000392084_00005_40139_8145.N1	03-NOV-2009 05:23:59	Bright	38.500	173	4Bet Tri	3.0040	8900.0	77	40139	No
50	GOM_NL__2PRFIN20091103_052601_000000412084_00005_40139_8146.N1	03-NOV-2009 05:26:01	Bright	40.500	73	57Gam1And	2.2600	13100.	81	40139	No
51	GOM_NL__2PRFIN20091103_053028_000000412084_00005_40139_8147.N1	03-NOV-2009 05:30:28	Bright	41.000	160	23Gam Per	2.9300	4700.0	82	40139	No
52	GOM_NL__2PRFIN20091103_054658_000000372084_00005_40139_8148.N1	03-NOV-2009 05:46:58	Bright	36.500	36	50Alp UMa	1.8000	6300.0	73	40139	No
53	GOM_NL__2PRFIN20091103_054835_000000372084_00005_40139_8149.N1	03-NOV-2009 05:48:35	Bright	36.500	82	48Bet UMa	2.3650	10600.	73	40139	No
54	GOM_NL__2PRFIN20091103_055218_000000572084_00005_40139_8150.N1	03-NOV-2009 05:52:18	Bright	57.000	174	52Psi UMa	3.0040	4400.0	114	40139	No
55	GOM_NL__2PRFIN20091103_060110_000000712084_00005_40139_8151.N1	03-NOV-2009 06:01:10	Bright	71.000	51	41Gam1Leo	2.0100	4500.0	142	40139	No
56	GOM_NL__2PRFIN20091103_060428_000000632084_00005_40139_8152.N1	03-NOV-2009 06:04:28	Bright	63.000	22	32Alp Leo	1.3600	15200.	126	40139	No
57	GOM_NL__2PRFIN20091103_062233_000000572084_00006_40140_8149.N1	03-NOV-2009 06:22:33	Dark	56.500	65	Lam Vel	2.2040	4400.0	113	40140	No
58	GOM_NL__2PRFIN20091103_062612_000000452084_00006_40140_8150.N1	03-NOV-2009 06:26:12	Dark	45.000	34	Gam2Vel	1.7930	23000.	90	40140	No
59	GOM_NL__2PRFIN20091103_063134_000000632084_00006_40140_8151.N1	03-NOV-2009 06:31:34	Dark	63.000	2	Alp Car	-0.73600	7000.0	126	40140	No
60	GOM_NL__2PRFIN20091103_063804_000000572084_00006_40140_8152.N1	03-NOV-2009 06:38:04	Dark	56.500	108	Alp Col	2.6520	15200.	113	40140	No
61	GOM_NL__2PRFIN20091103_064938_000000602084_00006_40140_8153.N1	03-NOV-2009 06:49:38	Straylight	60.000	165	34Gam Eri	2.9500	3200.0	120	40140	No
62	GOM_NL__2PRFIN20091103_065546_000000562084_00006_40140_8154.N1	03-NOV-2009 06:55:46	Tw_i_and_stray	55.500	94	92Alp Cet	2.5260	3100.0	111	40140	No
63	GOM_NL__2PRFIN20091103_070013_000000392084_00006_40140_8155.N1	03-NOV-2009 07:00:13	Bright	39.000	105	6Bet Ari	2.6450	8900.0	78	40140	No
64	GOM_NL__2PRFIN20091103_070434_000000572084_00006_40140_8156.N1	03-NOV-2009 07:04:34	Bright	57.000	173	4Bet Tri	3.0040	8900.0	114	40140	No
65	GOM_NL__2PRFIN20091103_070637_000000382084_00006_40140_8157.N1	03-NOV-2009 07:06:37	Bright	38.000	73	57Gam1And	2.2600	13100.	76	40140	No
66	GOM_NL__2PRFIN20091103_071103_000000422084_00006_40140_8158.N1	03-NOV-2009 07:11:03	Bright	41.500	160	23Gam Per	2.9300	4700.0	83	40140	No
67	GOM_NL__2PRFIN20091103_072733_000000412084_00006_40140_8159.N1	03-NOV-2009 07:27:33	Bright	40.500	36	50Alp UMa	1.8000	6300.0	81	40140	No
68	GOM_NL__2PRFIN20091103_072910_000000412084_00006_40140_8160.N1	03-NOV-2009 07:29:10	Bright	41.000	82	48Bet UMa	2.3650	10600.	82	40140	No
69	GOM_NL__2PRFIN20091103_073254_000000372084_00006_40140_8161.N1	03-NOV-2009 07:32:54	Bright	37.000	174	52Psi UMa	3.0040	4400.0	74	40140	No
70	GOM_NL__2PRFIN20091103_074147_000000712084_00006_40140_8162.N1	03-NOV-2009 07:41:47	Bright	71.000	51	41Gam1Leo	2.0100	4500.0	142	40140	No
71	GOM_NL__2PRFIN20091103_074504_000000602084_00006_40140_8163.N1	03-NOV-2009 07:45:04	Bright	60.000	22	32Alp Leo	1.3600	15200.	120	40140	No
72	GOM_NL__2PRFIN20091103_080310_000000542084_00007_40141_8164.N1	03-NOV-2009 08:03:10	Dark	54.000	65	Lam Vel	2.2040	4400.0	108	40141	No
73	GOM_NL__2PRFIN20091103_080649_000000462084_00007_40141_8165.N1	03-NOV-2009 08:06:49	Dark	46.000	34	Gam2Vel	1.7930	23000.	92	40141	No
74	GOM_NL__2PRFIN20091103_081210_000000472084_00007_40141_8166.N1	03-NOV-2009 08:12:10	Dark	47.000	2	Alp Car	-0.73600	7000.0	94	40141	No
75	GOM_NL__2PRFIN20091103_081841_000000582084_00007_40141_8167.N1	03-NOV-2009 08:18:41	Dark	57.500	108	Alp Col	2.6520	15200.	115	40141	No
76	GOM_NL__2PRFIN20091103_083014_000000602084_00007_40141_8168.N1	03-NOV-2009 08:30:14	Straylight	60.000	165	34Gam Eri	2.9500	3200.0	120	40141	No
77	GOM_NL__2PRFIN20091103_083622_000000552084_00007_40141_8169.N1	03-NOV-2009 08:36:22	Tw_i_and_stray	54.500	94	92Alp Cet	2.5260	3100.0	109	40141	No
78	GOM_NL__2PRFIN20091103_084049_000000392084_00007_40141_8170.N1	03-NOV-2009 08:40:49	Bright	39.000	105	6Bet Ari	2.6450	8900.0	78	40141	No
79	GOM_NL__2PRFIN20091103_084510_000000392084_00007_40141_8171.N1	03-NOV-2009 08:45:10	Bright	38.500	173	4Bet Tri	3.0040	8900.0	77	40141	No
80	GOM_NL__2PRFIN20091103_084713_000000402084_00007_40141_8172.N1	03-NOV-2009 08:47:13	Bright	39.500	73	57Gam1And	2.2600	13100.	79	40141	No
81	GOM_NL__2PRFIN20091103_085139_000000422084_00007_40141_8173.N1	03-NOV-2009 08:51:39	Bright	41.500	160	23Gam Per	2.9300	4700.0	83	40141	No
82	GOM_NL__2PRFIN20091103_090809_000000382084_00007_40141_8174.N1	03-NOV-2009 09:08:09	Bright	38.000	36	50Alp UMa	1.8000	6300.0	76	40141	No
83	GOM_NL__2PRFIN20091103_090946_000000382084_00007_40141_8175.N1	03-NOV-2009 09:09:46	Bright	38.000	82	48Bet UMa	2.3650	10600.	76	40141	No
84	GOM_NL__2PRFIN20091103_091330_000000442084_00007_40141_8176.N1	03-NOV-2009 09:13:30	Bright	43.500	174	52Psi UMa	3.0040	4400.0	87	40141	No
85	GOM_NL__2PRFIN20091103_092223_000000542084_00007_40141_8177.N1	03-NOV-2009 09:22:23	Bright	54.000	51	41Gam1Leo	2.0100	4500.0	108	40141	No
86	GOM_NL__2PRFIN20091103_092541_000000612084_00007_40141_8178.N1	03-NOV-2009 09:25:41	Bright	60.500	22	32Alp Leo	1.3600	15200.	121	40141	No
87	GOM_NL__2PRFIN20091103_094347_000000562084_00008_40142_8196.N1	03-NOV-2009 09:43:47	Dark	55.500	65	Lam Vel	2.2040	4400.0	111	40142	No
88	GOM_NL__2PRFIN20091103_094726_000000492084_00008_40142_8197.N1	03-NOV-2009 09:47:26	Dark	49.000	34	Gam2Vel	1.7930	23000.	98	40142	No
89	GOM_NL__2PRFIN20091103_095247_000000482084_00008_40142_8198.N1	03-NOV-2009 09:52:47	Dark	47.500	2	Alp Car	-0.73600	7000.0	95	40142	No
90	GOM_NL__2PRFIN20091103_095918_000000612084_00008_40142_8199.N1	03-NOV-2009 09:59:18	Dark	61.000	108	Alp Col	2.6520	15200.	122	40142	No
91	GOM_NL__2PRFIN20091103_101050_000000632084_00008_40142_8200.N1	03-NOV-2009 10:10:50	Straylight	62.500	165	34Gam Eri	2.9500	3200.0	125	40142	No
92	GOM_NL__2PRFIN20091103_101657_000000522084_00008_40142_8201.N1	03-NOV-2009 10:16:57	Tw_i_and_stray	51.500	94	92Alp Cet	2.5260	3100.0	103	40142	No
93	GOM_NL__2PRFIN20091103_102125_000000392084_00008_40142_8202.N1	03-NOV-2009 10:21:25	Bright	38.500	105	6Bet Ari	2.6450	8900.0	77	40142	No
94	GOM_NL__2PRFIN20091103_102545_000000392084_00008_40142_8203.N1	03-NOV-2009 10:25:45	Bright	38.500	173	4Bet Tri	3.0040	8900.0	77	40142	No
95	GOM_NL__2PRFIN20091103_102748_000000402084_00008_40142_8204.N1	03-NOV-2009 10:27:48	Bright	39.500	73	57Gam1And	2.2600	13100.	79	40142	No
96	GOM_NL__2PRFIN20091103_103214_000000422084_00008_40142_8205.N1	03-NOV-2009 10:32:14	Bright	41.500	160	23Gam Per	2.9300	4700.0	83	40142	No
97	GOM_NL__2PRFIN20091103_104845_000000422084_00008_40142_8206.N1	03-NOV-2009 10:48:45	Bright	41.500	36	50Alp UMa	1.8000	6300.0	83	40142	No
98	GOM_NL__2PRFIN20091103_105022_000000382084_00008_40142_8207.N1	03-NOV-2009 10:50:22	Bright	38.000	82	48Bet UMa	2.3650	10600.	76	40142	No
99	GOM_NL__2PRFIN20091103_105406_000000372084_00008_40142_8208.N1	03-NOV-2009 10:54:06	Bright	37.000	174	52Psi UMa	3.0040	4400.0	74	40142	No
100	GOM_NL__2PRFIN20091103_110259_000000542084_00008_40142_8209.N1	03-NOV-2009 11:02:59	Bright	54.000	51	41Gam1Leo	2.0100	4500.0	108	40142	No
101	GOM_NL__2PRFIN20091103_110617_000000612084_00008_40142_8210.N1	03-NOV-2009 11:06:17	Bright	60.500	22	32Alp Leo	1.3600	15200.	121	40142	No

102	GOM_NL__2PRFIN20091103_112424_000000512084_00009_40143_8207.N1	03-NOV-2009 11:24:24	Dark	50.500	65	Lam Vel	2.2040	4400.0	101	40143	No
103	GOM_NL__2PRFIN20091103_112803_000000492084_00009_40143_8208.N1	03-NOV-2009 11:28:03	Dark	48.500	34	Gam2Vel	1.7930	23000.	97	40143	No
104	GOM_NL__2PRFIN20091103_113324_000000492084_00009_40143_8209.N1	03-NOV-2009 11:33:24	Dark	48.500	2	Alp Car	-0.73600	7000.0	97	40143	No
105	GOM_NL__2PRFIN20091103_113955_000000602084_00009_40143_8210.N1	03-NOV-2009 11:39:55	Dark	59.500	108	Alp Col	2.6520	15200.	119	40143	No
106	GOM_NL__2PRFIN20091103_115126_000000612084_00009_40143_8211.N1	03-NOV-2009 11:51:26	Straylight	60.500	165	34Gam Eri	2.9500	3200.0	121	40143	No
107	GOM_NL__2PRFIN20091103_115733_000000562084_00009_40143_8212.N1	03-NOV-2009 11:57:33	Twilight_stray	55.500	94	92Alp Cet	2.5260	3100.0	111	40143	No
108	GOM_NL__2PRFIN20091103_120201_000000402084_00009_40143_8213.N1	03-NOV-2009 12:02:01	Bright	39.500	105	6Bet Ari	2.6450	8900.0	79	40143	No
109	GOM_NL__2PRFIN20091103_120621_000000382084_00009_40143_8214.N1	03-NOV-2009 12:06:21	Bright	38.000	173	4Bet Tri	3.0040	8900.0	76	40143	No
110	GOM_NL__2PRFIN20091103_120824_000000372084_00009_40143_8215.N1	03-NOV-2009 12:08:24	Bright	37.000	73	57Gam1And	2.2600	13100.	74	40143	No
111	GOM_NL__2PRFIN20091103_121250_000000412084_00009_40143_8216.N1	03-NOV-2009 12:12:50	Bright	41.000	160	23Gam Per	2.9300	4700.0	82	40143	No
112	GOM_NL__2PRFIN20091103_122921_000000352084_00009_40143_8217.N1	03-NOV-2009 12:29:21	Bright	35.000	36	50Alp UMa	1.8000	6300.0	70	40143	No
113	GOM_NL__2PRFIN20091103_123058_000000362084_00009_40143_8218.N1	03-NOV-2009 12:30:58	Bright	36.000	82	48Bet UMa	2.3650	10600.	72	40143	No
114	GOM_NL__2PRFIN20091103_123442_000000412084_00009_40143_8219.N1	03-NOV-2009 12:34:42	Bright	40.500	174	52Psi UMa	3.0040	4400.0	81	40143	No
115	GOM_NL__2PRFIN20091103_124335_000000532084_00009_40143_8220.N1	03-NOV-2009 12:43:35	Bright	52.500	51	41Gam1Leo	2.0100	4500.0	105	40143	No
116	GOM_NL__2PRFIN20091103_124654_000000652084_00009_40143_8221.N1	03-NOV-2009 12:46:54	Bright	64.500	22	32Alp Leo	1.3600	15200.	129	40143	No
117	GOM_NL__2PRFIN20091103_130500_000000562084_00010_40144_8230.N1	03-NOV-2009 13:05:00	Dark	55.500	65	Lam Vel	2.2040	4400.0	111	40144	No
118	GOM_NL__2PRFIN20091103_130840_000000502084_00010_40144_8231.N1	03-NOV-2009 13:08:40	Dark	49.500	34	Gam2Vel	1.7930	23000.	99	40144	No
119	GOM_NL__2PRFIN20091103_131400_000000622084_00010_40144_8232.N1	03-NOV-2009 13:14:00	Dark	62.000	2	Alp Car	-0.73600	7000.0	124	40144	No
120	GOM_NL__2PRFIN20091103_132032_000000622084_00010_40144_8233.N1	03-NOV-2009 13:20:32	Dark	61.500	108	Alp Col	2.6520	15200.	123	40144	No
121	GOM_NL__2PRFIN20091103_133202_000000632084_00010_40144_8234.N1	03-NOV-2009 13:32:02	Straylight	62.500	165	34Gam Eri	2.9500	3200.0	125	40144	No
122	GOM_NL__2PRFIN20091103_133809_000000522084_00010_40144_8235.N1	03-NOV-2009 13:38:09	Twilight_stray	52.000	94	92Alp Cet	2.5260	3100.0	104	40144	No
123	GOM_NL__2PRFIN20091103_134237_000000392084_00010_40144_8236.N1	03-NOV-2009 13:42:37	Bright	38.500	105	6Bet Ari	2.6450	8900.0	77	40144	No
124	GOM_NL__2PRFIN20091103_134657_000000392084_00010_40144_8237.N1	03-NOV-2009 13:46:57	Bright	38.500	173	4Bet Tri	3.0040	8900.0	77	40144	No
125	GOM_NL__2PRFIN20091103_134859_000000372084_00010_40144_8238.N1	03-NOV-2009 13:48:59	Bright	37.000	73	57Gam1And	2.2600	13100.	74	40144	No
126	GOM_NL__2PRFIN20091103_135306_000000452084_00010_40144_8239.N1	03-NOV-2009 13:53:06	Bright	45.000	35	33Alp Per	1.7950	6250.0	90	40144	No
127	GOM_NL__2PRFIN20091103_140957_000000432084_00010_40144_8240.N1	03-NOV-2009 14:09:57	Bright	43.000	36	50Alp UMa	1.8000	6300.0	86	40144	No
128	GOM_NL__2PRFIN20091103_141134_000000392084_00010_40144_8241.N1	03-NOV-2009 14:11:34	Bright	39.000	82	48Bet UMa	2.3650	10600.	78	40144	No
129	GOM_NL__2PRFIN20091103_141518_000000392084_00010_40144_8242.N1	03-NOV-2009 14:15:18	Bright	38.500	174	52Psi UMa	3.0040	4400.0	77	40144	No
130	GOM_NL__2PRFIN20091103_142412_000000572084_00010_40144_8243.N1	03-NOV-2009 14:24:12	Bright	57.000	51	41Gam1Leo	2.0100	4500.0	114	40144	No
131	GOM_NL__2PRFIN20091103_142731_000000622084_00010_40144_8244.N1	03-NOV-2009 14:27:31	Bright	62.000	22	32Alp Leo	1.3600	15200.	124	40144	No
132	GOM_NL__2PRFIN20091103_144537_000000512084_00011_40145_8241.N1	03-NOV-2009 14:45:37	Dark	51.000	65	Lam Vel	2.2040	4400.0	102	40145	No
133	GOM_NL__2PRFIN20091103_144916_000000462084_00011_40145_8242.N1	03-NOV-2009 14:49:16	Dark	46.000	34	Gam2Vel	1.7930	23000.	92	40145	No
134	GOM_NL__2PRFIN20091103_145437_000000502084_00011_40145_8243.N1	03-NOV-2009 14:54:37	Dark	50.000	2	Alp Car	-0.73600	7000.0	100	40145	No
135	GOM_NL__2PRFIN20091103_150109_000000622084_00011_40145_8244.N1	03-NOV-2009 15:01:09	Dark	61.500	108	Alp Col	2.6520	15200.	123	40145	No
136	GOM_NL__2PRFIN20091103_151238_000000612084_00011_40145_8245.N1	03-NOV-2009 15:12:38	Straylight	61.000	165	34Gam Eri	2.9500	3200.0	122	40145	No
137	GOM_NL__2PRFIN20091103_151844_000000542084_00011_40145_8246.N1	03-NOV-2009 15:18:44	Twilight_stray	53.500	94	92Alp Cet	2.5260	3100.0	107	40145	No
138	GOM_NL__2PRFIN20091103_152312_000000392084_00011_40145_8247.N1	03-NOV-2009 15:23:12	Bright	39.000	105	6Bet Ari	2.6450	8900.0	78	40145	No
139	GOM_NL__2PRFIN20091103_152732_000000392084_00011_40145_8248.N1	03-NOV-2009 15:27:32	Bright	39.000	173	4Bet Tri	3.0040	8900.0	78	40145	No
140	GOM_NL__2PRFIN20091103_152935_000000412084_00011_40145_8249.N1	03-NOV-2009 15:29:35	Bright	40.500	73	57Gam1And	2.2600	13100.	81	40145	No
141	GOM_NL__2PRFIN20091103_153342_000000472084_00011_40145_8250.N1	03-NOV-2009 15:33:42	Bright	46.500	35	33Alp Per	1.7950	6250.0	93	40145	No
142	GOM_NL__2PRFIN20091103_155032_000000392084_00011_40145_8251.N1	03-NOV-2009 15:50:32	Bright	39.000	36	50Alp UMa	1.8000	6300.0	78	40145	No
143	GOM_NL__2PRFIN20091103_155209_000000382084_00011_40145_8252.N1	03-NOV-2009 15:52:09	Bright	37.500	82	48Bet UMa	2.3650	10600.	75	40145	No
144	GOM_NL__2PRFIN20091103_155554_000000402084_00011_40145_8253.N1	03-NOV-2009 15:55:54	Bright	39.500	174	52Psi UMa	3.0040	4400.0	79	40145	No
145	GOM_NL__2PRFIN20091103_160448_000000602084_00011_40145_8254.N1	03-NOV-2009 16:04:48	Bright	60.000	51	41Gam1Leo	2.0100	4500.0	120	40145	No
146	GOM_NL__2PRFIN20091103_160807_000000562084_00011_40145_8255.N1	03-NOV-2009 16:08:07	Bright	55.500	22	32Alp Leo	1.3600	15200.	111	40145	No
147	GOM_NL__2PRFIN20091103_162614_000000592084_00012_40146_8252.N1	03-NOV-2009 16:26:14	Dark	59.000	65	Lam Vel	2.2040	4400.0	118	40146	No
148	GOM_NL__2PRFIN20091103_162953_000000452084_00012_40146_8253.N1	03-NOV-2009 16:29:53	Dark	45.000	34	Gam2Vel	1.7930	23000.	90	40146	No
149	GOM_NL__2PRFIN20091103_163514_000000622084_00012_40146_8254.N1	03-NOV-2009 16:35:14	Dark	62.000	2	Alp Car	-0.73600	7000.0	124	40146	No
150	GOM_NL__2PRFIN20091103_164146_000000612084_00012_40146_8255.N1	03-NOV-2009 16:41:46	Dark	60.500	108	Alp Col	2.6520	15200.	121	40146	No
151	GOM_NL__2PRFIN20091103_165314_000000632084_00012_40146_8256.N1	03-NOV-2009 16:53:14	Straylight	62.500	165	34Gam Eri	2.9500	3200.0	125	40146	No
152	GOM_NL__2PRFIN20091103_165920_000000562084_00012_40146_8257.N1	03-NOV-2009 16:59:20	Twilight_stray	55.500	94	92Alp Cet	2.5260	3100.0	111	40146	No
153	GOM_NL__2PRFIN20091103_170348_000000392084_00012_40146_8258.N1	03-NOV-2009 17:03:48	Bright	39.000	105	6Bet Ari	2.6450	8900.0	78	40146	No
154	GOM_NL__2PRFIN20091103_170808_000000382084_00012_40146_8259.N1	03-NOV-2009 17:08:08	Bright	38.000	173	4Bet Tri	3.0040	8900.0	76	40146	No
155	GOM_NL__2PRFIN20091103_171011_000000402084_00012_40146_8260.N1	03-NOV-2009 17:10:11	Bright	39.500	73	57Gam1And	2.2600	13100.	79	40146	No
156	GOM_NL__2PRFIN20091103_171417_000000442084_00012_40146_8261.N1	03-NOV-2009 17:14:17	Bright	44.000	35	33Alp Per	1.7950	6250.0	88	40146	No
157	GOM_NL__2PRFIN20091103_173108_000000462084_00012_40146_8262.N1	03-NOV-2009 17:31:08	Bright	46.000	36	50Alp UMa	1.8000	6300.0	92	40146	No
158	GOM_NL__2PRFIN20091103_173245_000000372084_00012_40146_8263.N1	03-NOV-2009 17:32:45	Bright	37.000	82	48Bet UMa	2.3650	10600.	74	40146	No
159	GOM_NL__2PRFIN20091103_173630_000000392084_00012_40146_8264.N1	03-NOV-2009 17:36:30	Bright	38.500	174	52Psi UMa	3.0040	4400.0	77	40146	No
160	GOM_NL__2PRFIN20091103_174525_000000532084_00012_40146_8265.N1	03-NOV-2009 17:45:25	Bright	52.500	51	41Gam1Leo	2.0100	4500.0	105	40146	No

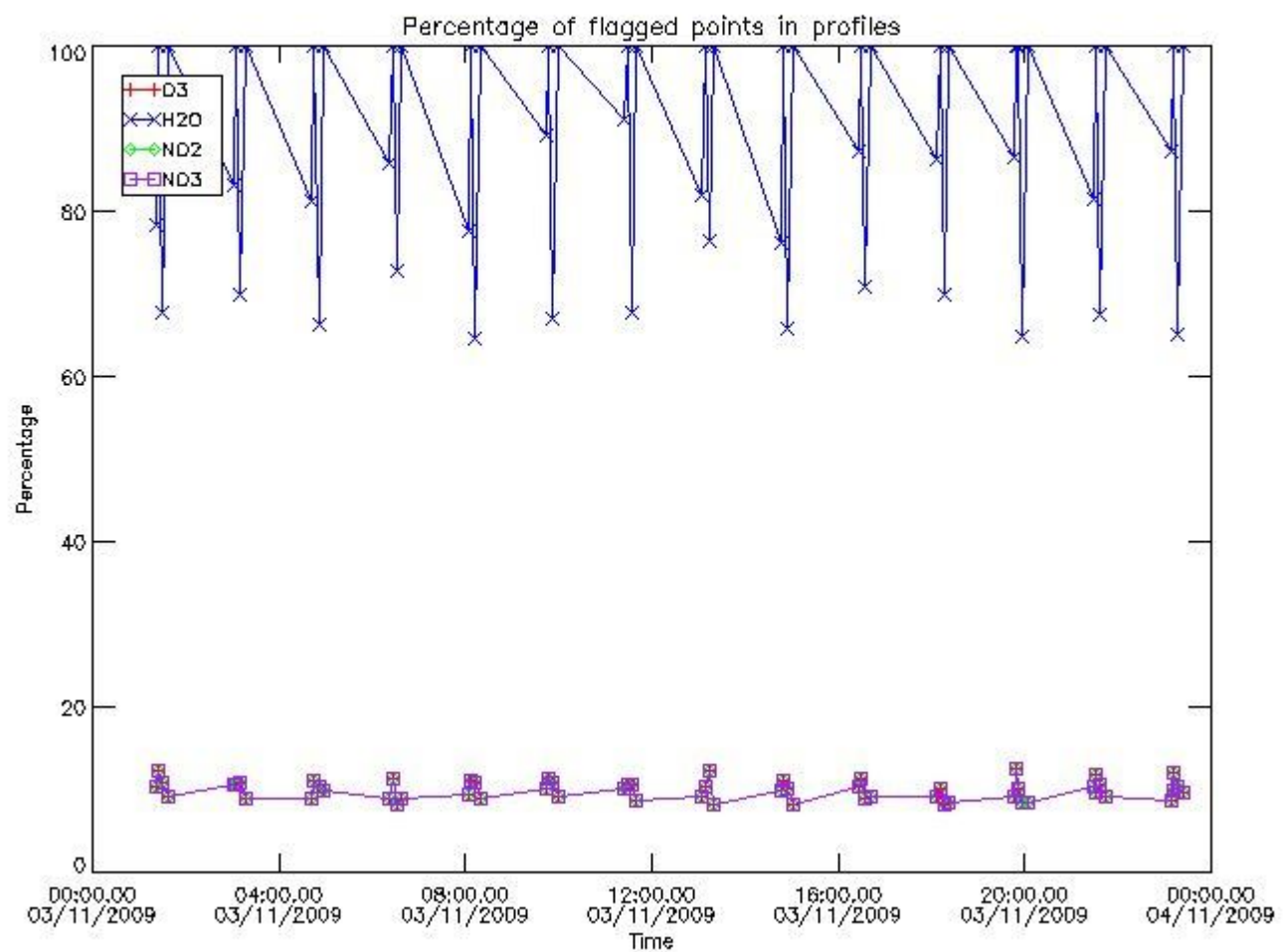
161	GOM_NL__2PRFIN20091103_174844_000000682084_00012_40146_8266.N1	03-NOV-2009 17:48:44	Bright	68.000	22	32Alp Leo	1.3600	15200.	136	40146	No
162	GOM_NL__2PRFIN20091103_180651_000000552084_00013_40147_8268.N1	03-NOV-2009 18:06:51	Dark	55.000	65	Lam Vel	2.2040	4400.0	110	40147	No
163	GOM_NL__2PRFIN20091103_181030_000000502084_00013_40147_8269.N1	03-NOV-2009 18:10:30	Dark	50.000	34	Gam2Vel	1.7930	23000.	100	40147	No
164	GOM_NL__2PRFIN20091103_181550_000000622084_00013_40147_8270.N1	03-NOV-2009 18:15:50	Dark	62.000	2	Alp Car	-0.73600	7000.0	124	40147	No
165	GOM_NL__2PRFIN20091103_182222_000000602084_00013_40147_8271.N1	03-NOV-2009 18:22:22	Dark	60.000	108	Alp Col	2.6520	15200.	120	40147	No
166	GOM_NL__2PRFIN20091103_183350_000000632084_00013_40147_8272.N1	03-NOV-2009 18:33:50	Straylight	62.500	165	34Gam Eri	2.9500	3200.0	125	40147	No
167	GOM_NL__2PRFIN20091103_183956_000000552084_00013_40147_8273.N1	03-NOV-2009 18:39:56	Twilight_stray	54.500	94	92Alp Cet	2.5260	3100.0	109	40147	No
168	GOM_NL__2PRFIN20091103_184424_000000382084_00013_40147_8274.N1	03-NOV-2009 18:44:24	Bright	38.000	105	6Bet Ari	2.6450	8900.0	76	40147	No
169	GOM_NL__2PRFIN20091103_184844_000000382084_00013_40147_8275.N1	03-NOV-2009 18:48:44	Bright	37.500	173	4Bet Tri	3.0040	8900.0	75	40147	No
170	GOM_NL__2PRFIN20091103_185047_000000372084_00013_40147_8276.N1	03-NOV-2009 18:50:47	Bright	37.000	73	57Gam1And	2.2600	13100.	74	40147	No
171	GOM_NL__2PRFIN20091103_185452_000000452084_00013_40147_8277.N1	03-NOV-2009 18:54:52	Bright	44.500	35	33Alp Per	1.7950	6250.0	89	40147	No
172	GOM_NL__2PRFIN20091103_191144_000000412084_00013_40147_8278.N1	03-NOV-2009 19:11:44	Bright	40.500	36	50Alp UMa	1.8000	6300.0	81	40147	No
173	GOM_NL__2PRFIN20091103_191321_000000412084_00013_40147_8279.N1	03-NOV-2009 19:13:21	Bright	40.500	82	48Bet UMa	2.3650	10600.	81	40147	No
174	GOM_NL__2PRFIN20091103_191706_000000422084_00013_40147_8280.N1	03-NOV-2009 19:17:06	Bright	41.500	174	52Psi UMa	3.0040	4400.0	83	40147	No
175	GOM_NL__2PRFIN20091103_192601_000000552084_00013_40147_8281.N1	03-NOV-2009 19:26:01	Bright	55.000	51	41Gam1Leo	2.0100	4500.0	110	40147	No
176	GOM_NL__2PRFIN20091103_192921_000000662084_00013_40147_8282.N1	03-NOV-2009 19:29:21	Bright	65.500	22	32Alp Leo	1.3600	15200.	131	40147	No
177	GOM_NL__2PRFIN20091103_194728_000000562084_00014_40148_8283.N1	03-NOV-2009 19:47:28	Dark	56.000	65	Lam Vel	2.2040	4400.0	112	40148	No
178	GOM_NL__2PRFIN20091103_194955_000000412084_00014_40148_8284.N1	03-NOV-2009 19:49:55	Dark	40.500	46	Del Vel	1.9540	10600.	81	40148	No
179	GOM_NL__2PRFIN20091103_195120_000000502084_00014_40148_8285.N1	03-NOV-2009 19:51:20	Dark	50.000	70	Zet Pup	2.2460	39000.	100	40148	No
180	GOM_NL__2PRFIN20091103_195627_000000602084_00014_40148_8286.N1	03-NOV-2009 19:56:27	Dark	60.000	2	Alp Car	-0.73600	7000.0	120	40148	No
181	GOM_NL__2PRFIN20091103_200259_000000602084_00014_40148_8287.N1	03-NOV-2009 20:02:59	Dark	60.000	108	Alp Col	2.6520	15200.	120	40148	No
182	GOM_NL__2PRFIN20091103_201425_000000632084_00014_40148_8288.N1	03-NOV-2009 20:14:25	Straylight	62.500	165	34Gam Eri	2.9500	3200.0	125	40148	No
183	GOM_NL__2PRFIN20091103_202032_000000552084_00014_40148_8289.N1	03-NOV-2009 20:20:32	Twilight_stray	54.500	94	92Alp Cet	2.5260	3100.0	109	40148	No
184	GOM_NL__2PRFIN20091103_202500_000000382084_00014_40148_8290.N1	03-NOV-2009 20:25:00	Bright	37.500	105	6Bet Ari	2.6450	8900.0	75	40148	No
185	GOM_NL__2PRFIN20091103_202920_000000562084_00014_40148_8291.N1	03-NOV-2009 20:29:20	Bright	56.000	173	4Bet Tri	3.0040	8900.0	112	40148	No
186	GOM_NL__2PRFIN20091103_203123_000000402084_00014_40148_8292.N1	03-NOV-2009 20:31:23	Bright	39.500	73	57Gam1And	2.2600	13100.	79	40148	No
187	GOM_NL__2PRFIN20091103_203430_000000282084_00014_40148_8293.N1	03-NOV-2009 20:34:30	Twilight_stray	28.000	149	45Eps Per	2.8880	30000.	56	40148	No
188	GOM_NL__2PRFIN20091103_203528_000000452084_00014_40148_8294.N1	03-NOV-2009 20:35:28	Bright	44.500	35	33Alp Per	1.7950	6250.0	89	40148	No
189	GOM_NL__2PRFIN20091103_205220_000000562084_00014_40148_8295.N1	03-NOV-2009 20:52:20	Bright	56.000	36	50Alp UMa	1.8000	6300.0	112	40148	No
190	GOM_NL__2PRFIN20091103_205357_000000392084_00014_40148_8296.N1	03-NOV-2009 20:53:57	Bright	38.500	82	48Bet UMa	2.3650	10600.	77	40148	No
191	GOM_NL__2PRFIN20091103_205742_000000402084_00014_40148_8297.N1	03-NOV-2009 20:57:42	Bright	39.500	174	52Psi UMa	3.0040	4400.0	79	40148	No
192	GOM_NL__2PRFIN20091103_210637_000000522084_00014_40148_8298.N1	03-NOV-2009 21:06:37	Bright	52.000	51	41Gam1Leo	2.0100	4500.0	104	40148	No
193	GOM_NL__2PRFIN20091103_210957_000000622084_00014_40148_8299.N1	03-NOV-2009 21:09:57	Bright	61.500	22	32Alp Leo	1.3600	15200.	123	40148	No
194	GOM_NL__2PRFIN20091103_212805_000000492084_00015_40149_8294.N1	03-NOV-2009 21:28:05	Dark	49.000	65	Lam Vel	2.2040	4400.0	98	40149	No
195	GOM_NL__2PRFIN20091103_213032_000000432084_00015_40149_8295.N1	03-NOV-2009 21:30:32	Dark	43.000	46	Del Vel	1.9540	10600.	86	40149	No
196	GOM_NL__2PRFIN20091103_213157_000000532084_00015_40149_8296.N1	03-NOV-2009 21:31:57	Dark	52.500	70	Zet Pup	2.2460	39000.	105	40149	No
197	GOM_NL__2PRFIN20091103_213704_000000482084_00015_40149_8297.N1	03-NOV-2009 21:37:04	Dark	48.000	2	Alp Car	-0.73600	7000.0	96	40149	No
198	GOM_NL__2PRFIN20091103_214336_000000612084_00015_40149_8298.N1	03-NOV-2009 21:43:36	Dark	61.000	108	Alp Col	2.6520	15200.	122	40149	No
199	GOM_NL__2PRFIN20091103_215501_000000612084_00015_40149_8299.N1	03-NOV-2009 21:55:01	Straylight	60.500	165	34Gam Eri	2.9500	3200.0	121	40149	No
200	GOM_NL__2PRFIN20091103_220107_000000542084_00015_40149_8300.N1	03-NOV-2009 22:01:07	Twilight_stray	54.000	94	92Alp Cet	2.5260	3100.0	108	40149	No
201	GOM_NL__2PRFIN20091103_220536_000000382084_00015_40149_8301.N1	03-NOV-2009 22:05:36	Bright	37.500	105	6Bet Ari	2.6450	8900.0	75	40149	No
202	GOM_NL__2PRFIN20091103_220955_000000512084_00015_40149_8302.N1	03-NOV-2009 22:09:55	Bright	51.000	173	4Bet Tri	3.0040	8900.0	102	40149	No
203	GOM_NL__2PRFIN20091103_221158_000000372084_00015_40149_8303.N1	03-NOV-2009 22:11:58	Bright	36.500	73	57Gam1And	2.2600	13100.	73	40149	No
204	GOM_NL__2PRFIN20091103_221504_000000282084_00015_40149_8304.N1	03-NOV-2009 22:15:04	Twilight_stray	28.000	149	45Eps Per	2.8880	30000.	56	40149	No
205	GOM_NL__2PRFIN20091103_221603_000000642084_00015_40149_8305.N1	03-NOV-2009 22:16:03	Bright	64.000	35	33Alp Per	1.7950	6250.0	128	40149	No
206	GOM_NL__2PRFIN20091103_223256_000000442084_00015_40149_8306.N1	03-NOV-2009 22:32:56	Bright	44.000	36	50Alp UMa	1.8000	6300.0	88	40149	No
207	GOM_NL__2PRFIN20091103_223433_000000372084_00015_40149_8307.N1	03-NOV-2009 22:34:33	Bright	36.500	82	48Bet UMa	2.3650	10600.	73	40149	No
208	GOM_NL__2PRFIN20091103_223818_000000392084_00015_40149_8308.N1	03-NOV-2009 22:38:18	Bright	39.000	174	52Psi UMa	3.0040	4400.0	78	40149	No
209	GOM_NL__2PRFIN20091103_224714_000000542084_00015_40149_8309.N1	03-NOV-2009 22:47:14	Bright	54.000	51	41Gam1Leo	2.0100	4500.0	108	40149	No
210	GOM_NL__2PRFIN20091103_225034_000000632084_00015_40149_8310.N1	03-NOV-2009 22:50:34	Bright	62.500	22	32Alp Leo	1.3600	15200.	125	40149	No
211	GOM_NL__2PRFIN20091103_230841_000000592084_00016_40150_8305.N1	03-NOV-2009 23:08:41	Dark	59.000	65	Lam Vel	2.2040	4400.0	118	40150	No
212	GOM_NL__2PRFIN20091103_231108_000000432084_00016_40150_8306.N1	03-NOV-2009 23:11:08	Dark	42.500	46	Del Vel	1.9540	10600.	85	40150	No
213	GOM_NL__2PRFIN20091103_231234_000000522084_00016_40150_8307.N1	03-NOV-2009 23:12:34	Dark	52.000	70	Zet Pup	2.2460	39000.	104	40150	No
214	GOM_NL__2PRFIN20091103_231741_000000492084_00016_40150_8308.N1	03-NOV-2009 23:17:41	Dark	49.000	2	Alp Car	-0.73600	7000.0	98	40150	No
215	GOM_NL__2PRFIN20091103_232413_000000592084_00016_40150_8309.N1	03-NOV-2009 23:24:13	Dark	58.500	108	Alp Col	2.6520	15200.	117	40150	No
216	GOM_NL__2PRFIN20091103_233537_000000622084_00016_40150_8310.N1	03-NOV-2009 23:35:37	Straylight	61.500	165	34Gam Eri	2.9500	3200.0	123	40150	No
217	GOM_NL__2PRFIN20091103_234143_000000542084_00016_40150_8311.N1	03-NOV-2009 23:41:43	Twilight_stray	54.000	94	92Alp Cet	2.5260	3100.0	108	40150	No
218	GOM_NL__2PRFIN20091103_234611_000000392084_00016_40150_8312.N1	03-NOV-2009 23:46:11	Bright	38.500	105	6Bet Ari	2.6450	8900.0	77	40150	No
219	GOM_NL__2PRFIN20091103_235031_000000392084_00016_40150_8313.N1	03-NOV-2009 23:50:31	Bright	38.500	173	4Bet Tri	3.0040	8900.0	77	40150	No

220	GOM_NL__2PRFIN20091103_235234_000000402084_00016_40150_8314.N1	03-NOV-2009 23:52:34	Bright	39.500	73	57Gam1And	2.2600	13100.	79	40150	No
221	GOM_NL__2PRFIN20091103_235539_000000332084_00016_40150_8315.N1	03-NOV-2009 23:55:39	Twilight_stray	33.000	149	45Eps Per	2.8880	30000.	66	40150	No
222	GOM_NL__2PRFIN20091103_235638_000000442084_00016_40150_8316.N1	03-NOV-2009 23:56:38	Bright	43.500	35	33Alp Per	1.7950	6250.0	87	40150	No

3. Quality information per product

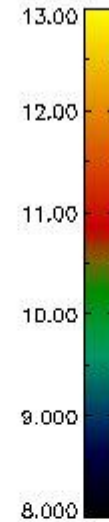
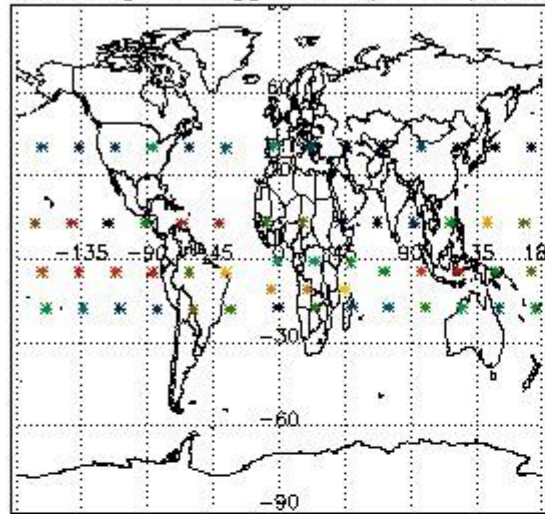
In this section it is plotted some information contained in the Quality Summary data set of the level 2 products. Only products in dark limb conditions and without errors (error flag in the MPH set to "0") are used.

3.1 Plot quality information per product (time dependant)

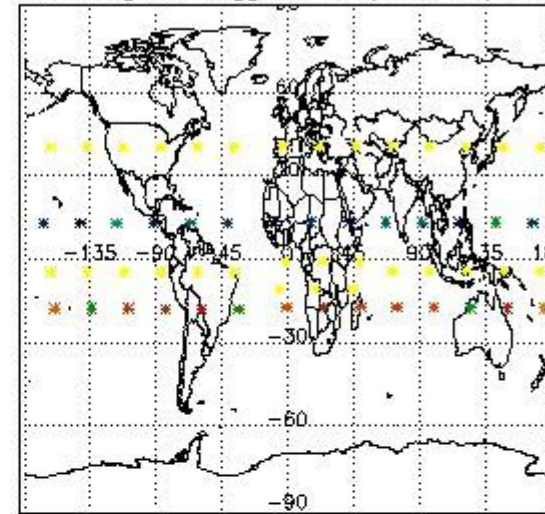


3.2 Plot quality information per product (world map)

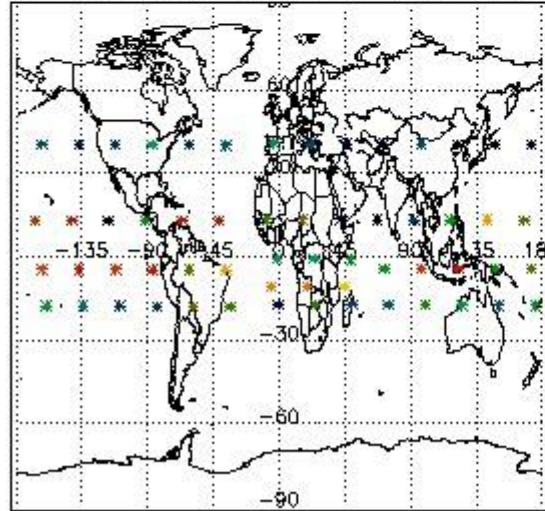
Percentage of flagged data per O3 profile



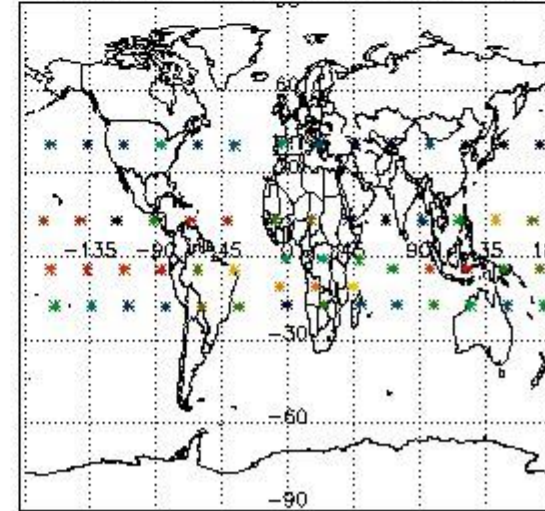
Percentage of flagged data per H2O profile



Percentage of flagged data per NO2 profile



Percentage of flagged data per NO3 profile

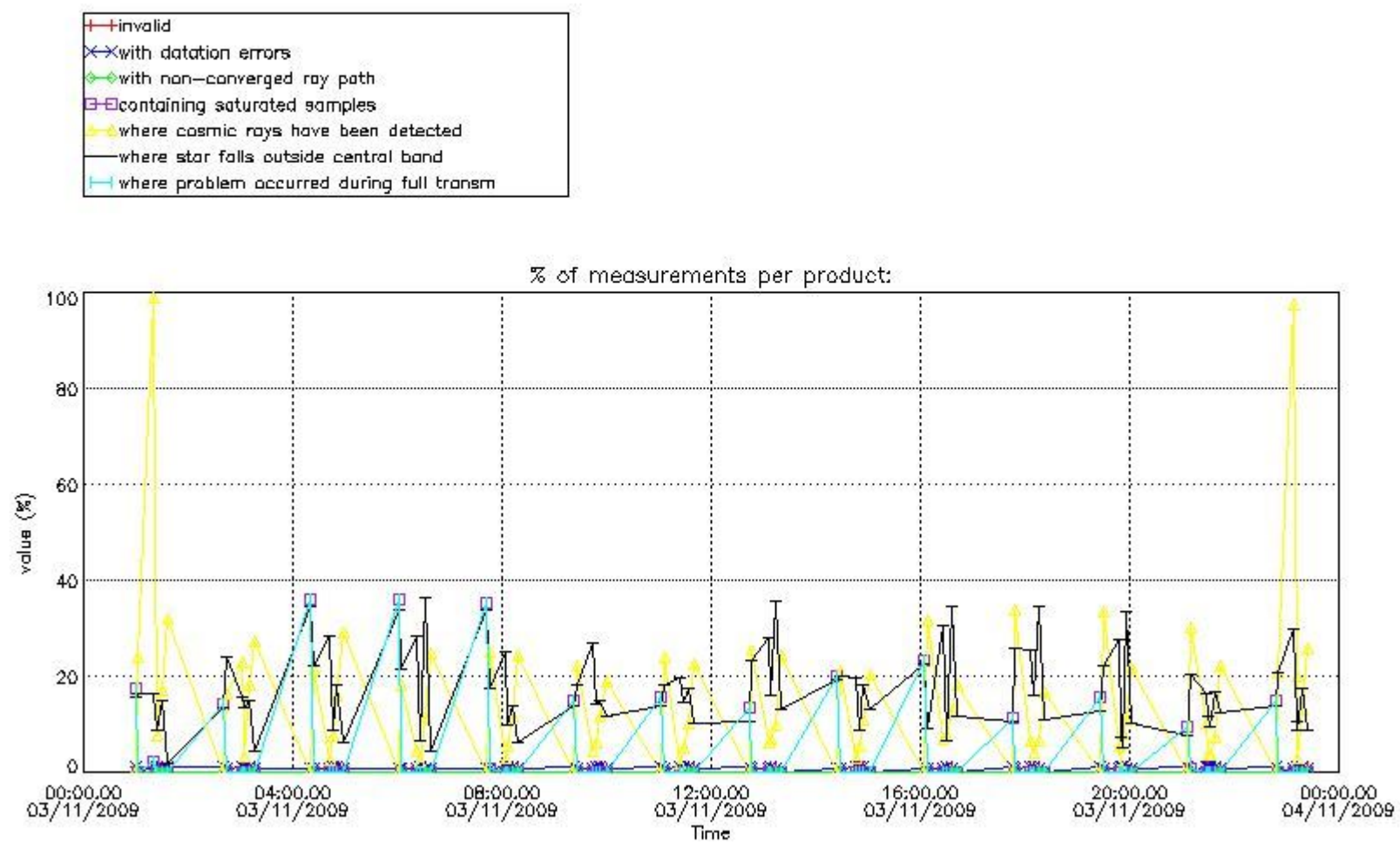


4. Level 1 quality information per product

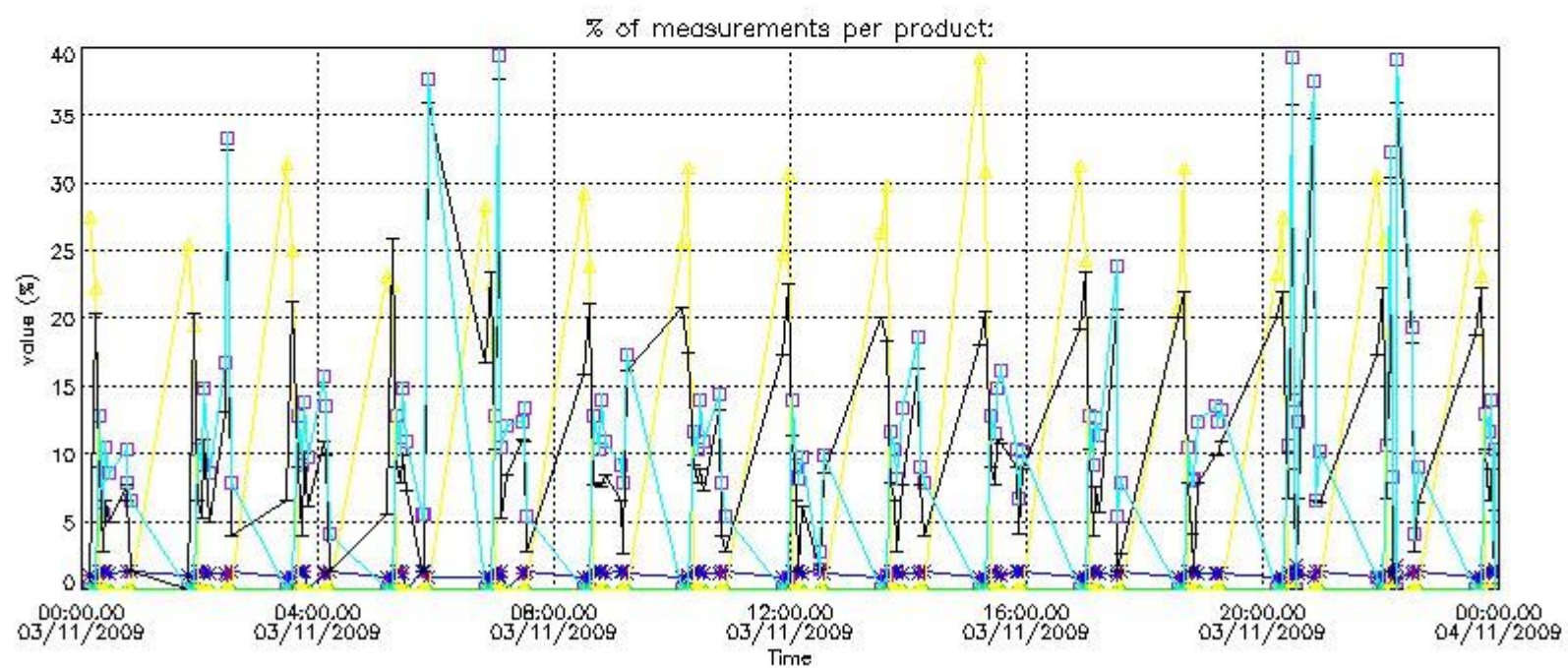
In this section it is plotted some information contained in the Quality Summary data set of the level 2 products that comes from the level 1b processing. Products without errors (error flag in the MPH set to "0") are used.

4.1 Plot quality information per product (time dependant) coming from level 1b processing

4.1.1 Plot level 1 quality information per product (time dependant): ENVISAT ASCENDING passes



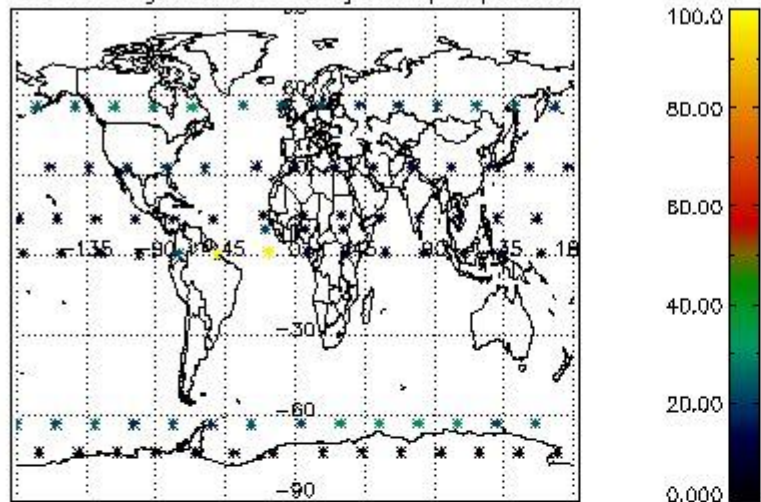
4.1.2 Plot level 1 quality information per product (time dependant): ENVI SAT DESCENDING passes



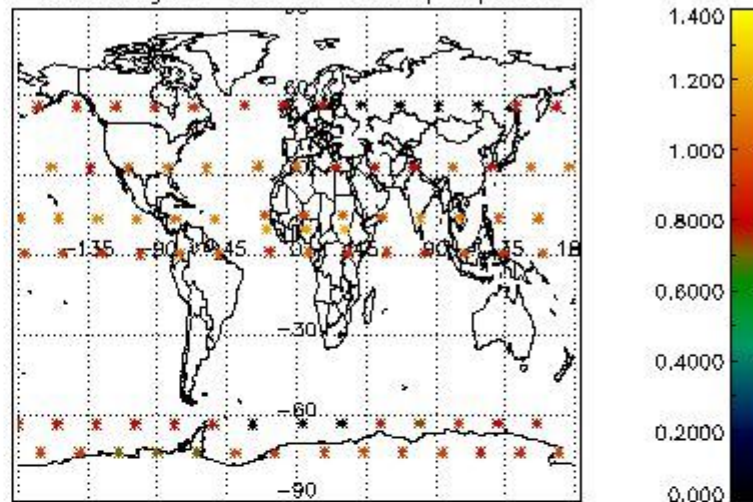
4.2 Plot quality information per product coming from level 1b processing (world map)

4.2.1 Plot level 1 quality information per product (world map): ENVISAT ASCENDING passes

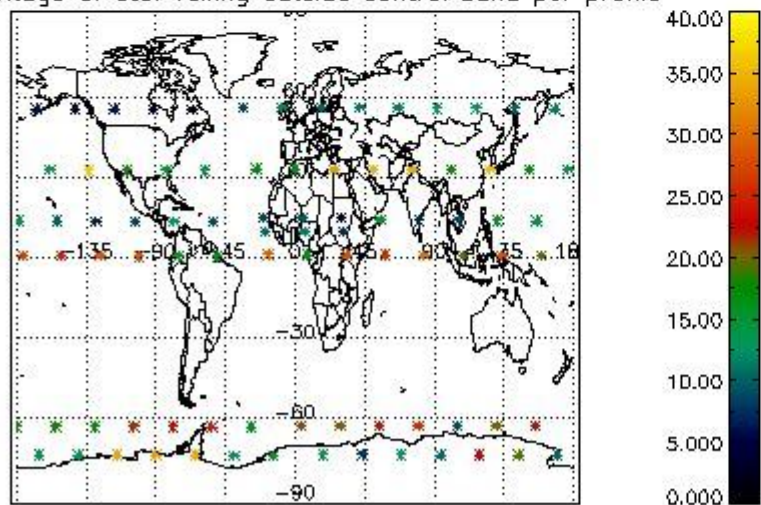
Percentage of cosmic ray hits per profile



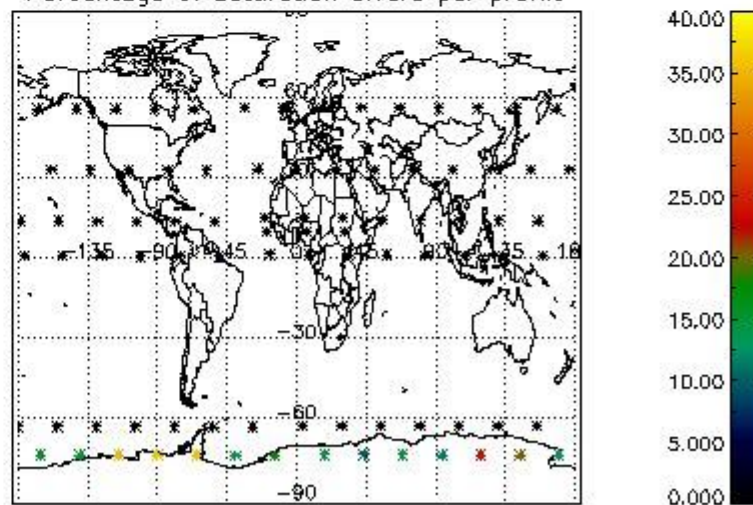
Percentage of datation errors per profile



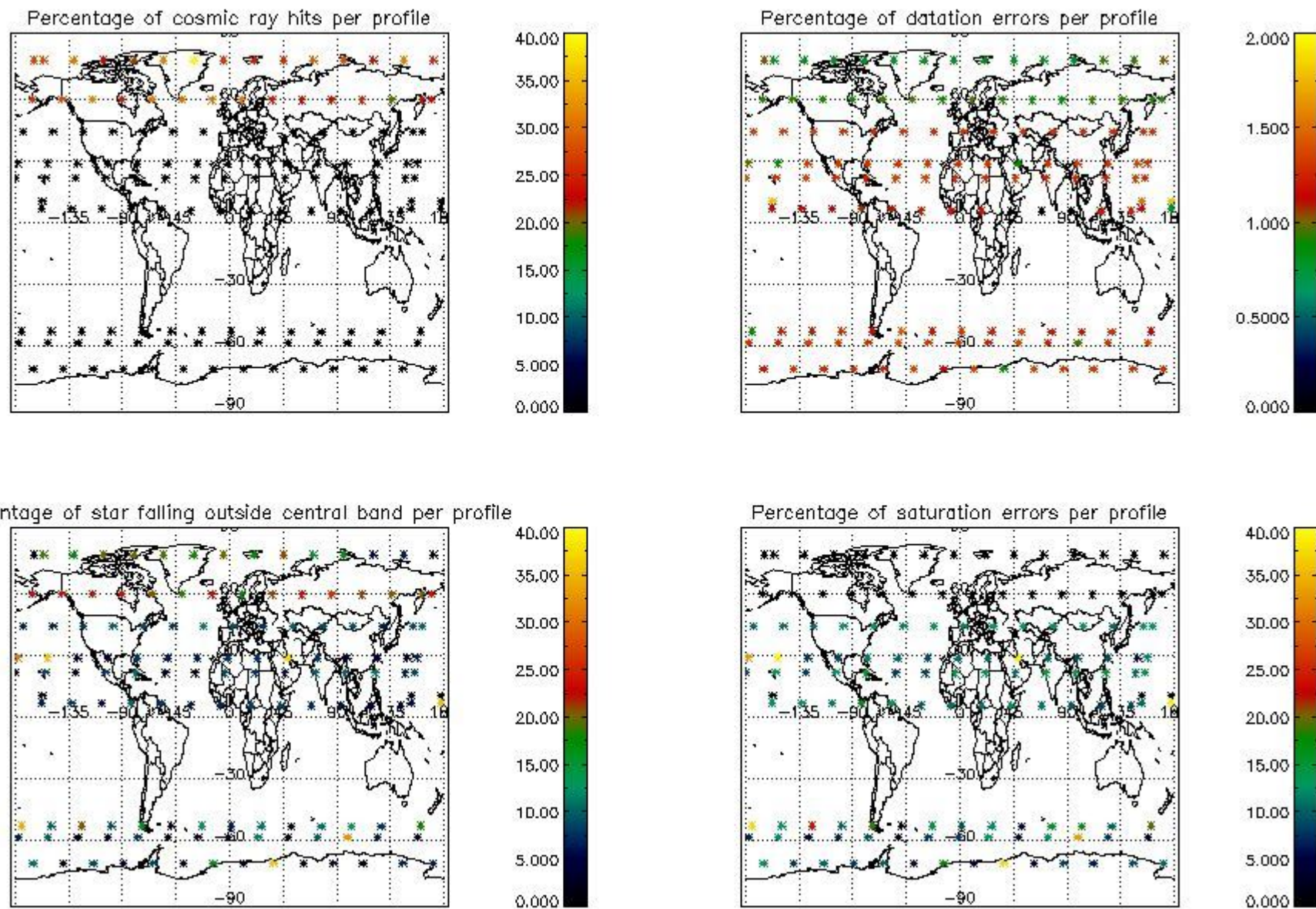
Percentage of star falling outside central band per profile



Percentage of saturation errors per profile



4.2.2 Plot level 1 quality information per product (world map): ENVISAT DESCENDING passes



5. Trace gas profiles

5.1 Ozone statistics based on quality of products

The final quality of the products can be "measured" using the STD (Standard Deviation) attached to every point profile. This information is written to the parameter GOM_NL__2P/NL_LOCAL_SPECIES_DENSITY/o3_std of the level 2 products. The table below shows the statistics for given STD ranges.

The statistics are given with respect to the overall valid production:

- Products without fatal errors: GOM_NL__2P/MPH/PRODUCT_ERR=0
- Valid point profile: GOM_NL__2P/NL_LOCAL_SPECIES_DENSITY/pcd(0)=0

The 'Criteria' is applied to valid points of dark limb products:

- Products in dark limb illumination condition: GOM_NL__2P/NL_SUMMARY_QUALITY/obs_ill_cond=0
- Products without fatal errors: GOM_NL__2P/MPH/PRODUCT_ERR=0
- Valid point profile: GOM_NL__2P/NL_LOCAL_SPECIES_DENSITY/pcd(0)=0

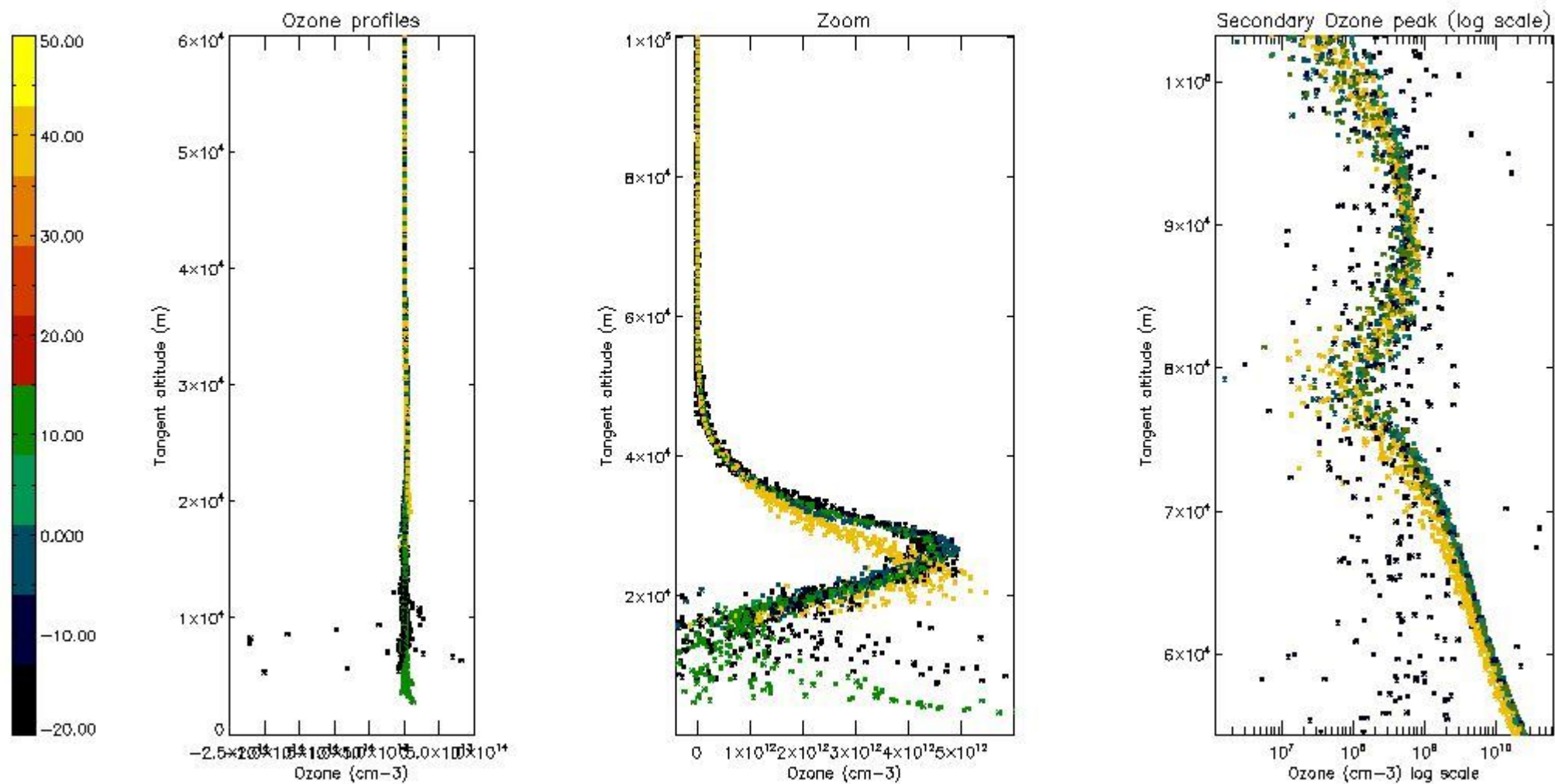
So, the table below shows the percentage of dark limb and valid observations for each criteria with respect to the overall valid daily observations.

Criteria	% of total production
All STD	30
STD < 20	17

STD < 10	14
STD < 5	11

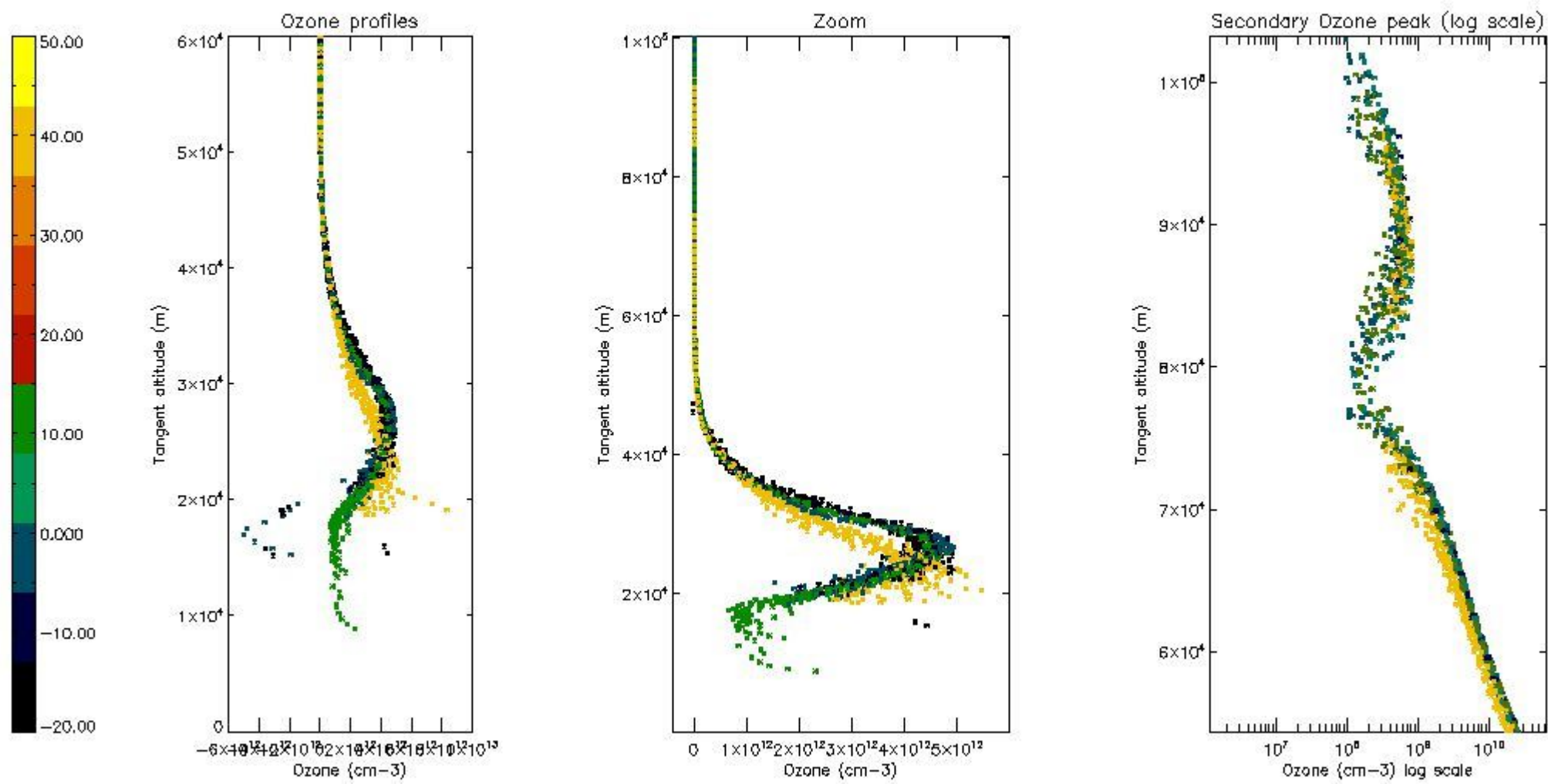
5.2 Plot ozone profiles for all STD (dark without errors)

The colorbar represents the latitude.



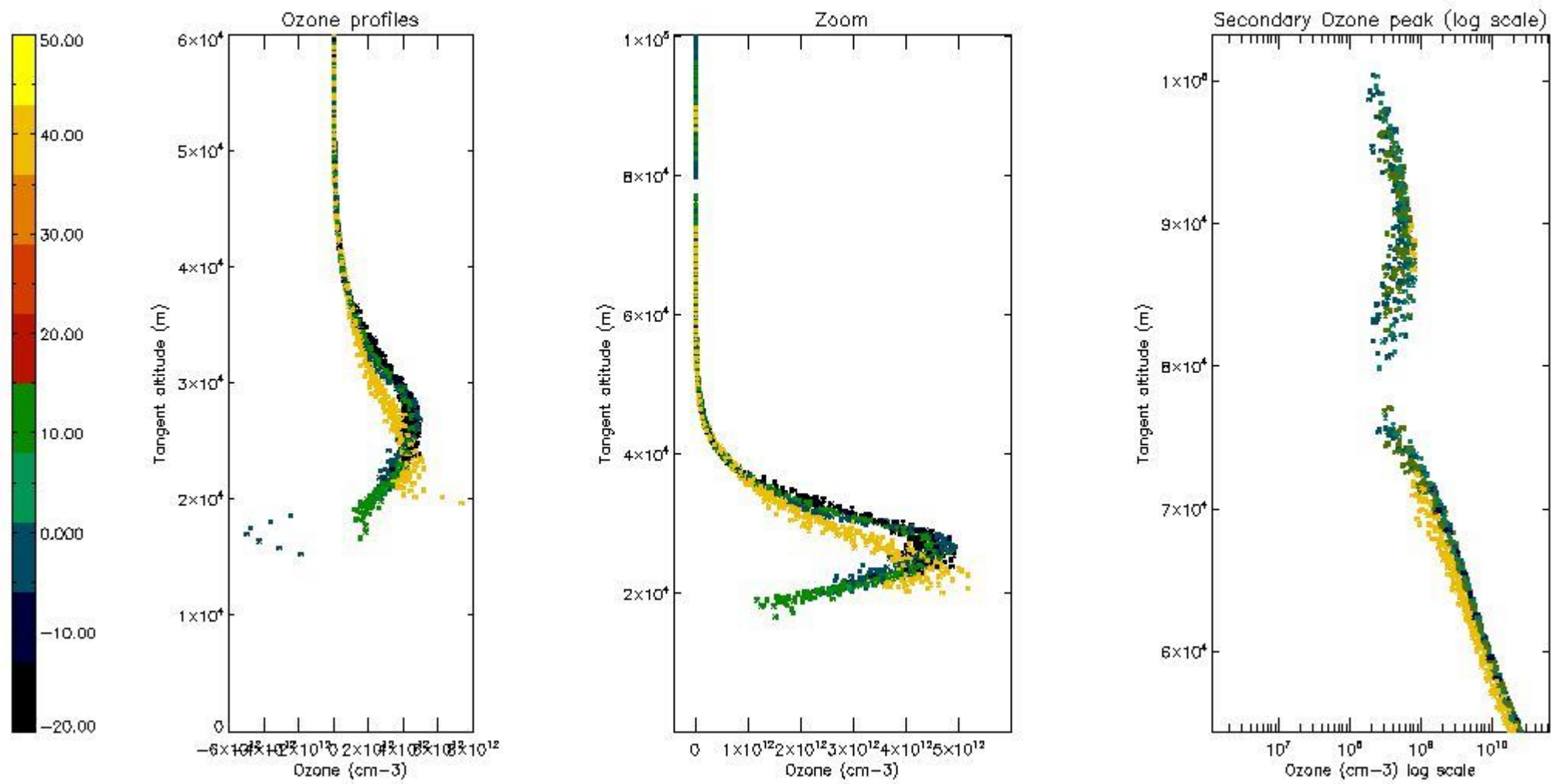
5.3 Plot ozone profiles where STD < 20% (dark without errors)

The colorbar represents the latitude.



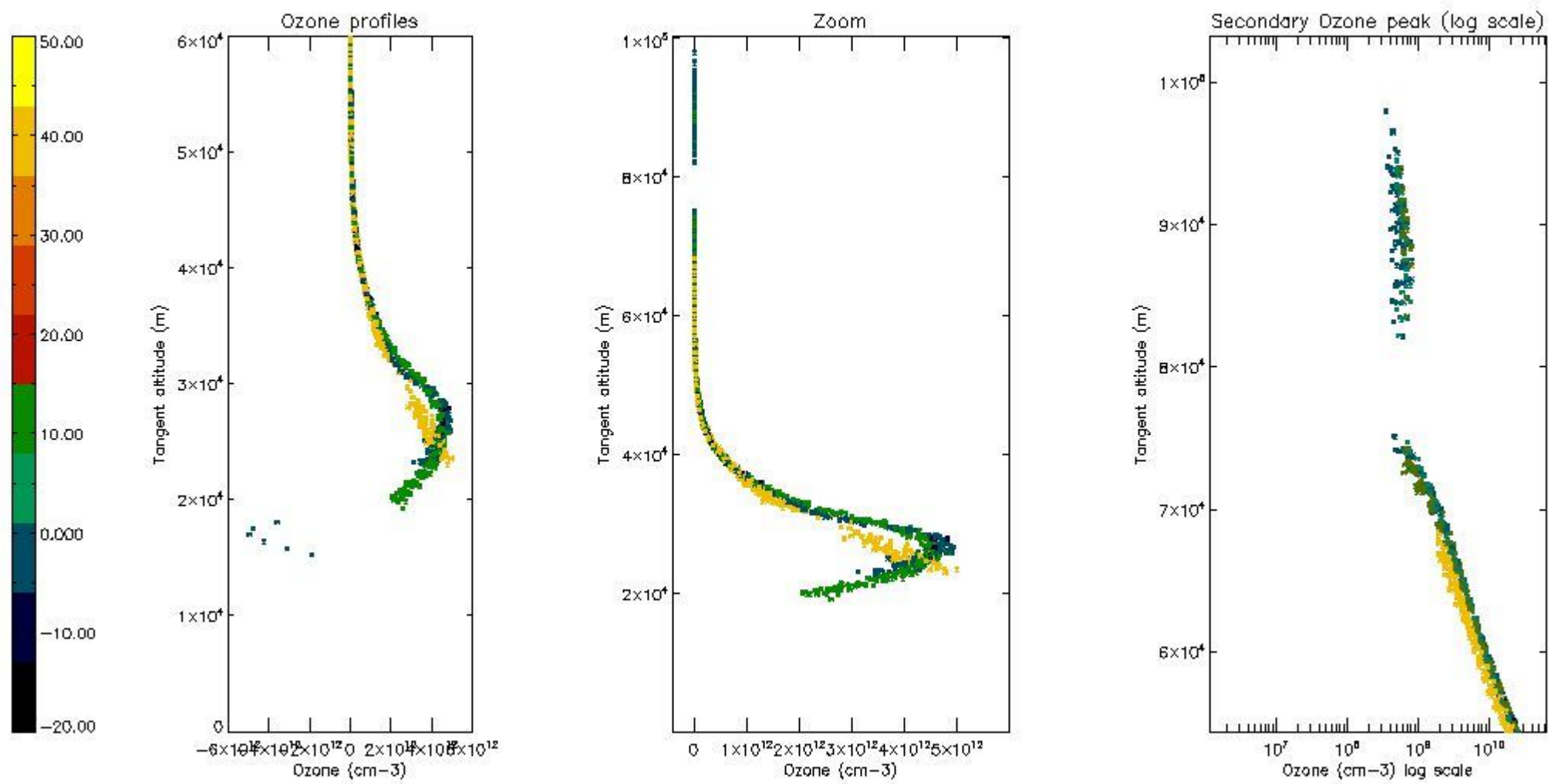
5.4 Plot ozone profiles where STD < 10% (dark without errors)

The colorbar represents the latitude.



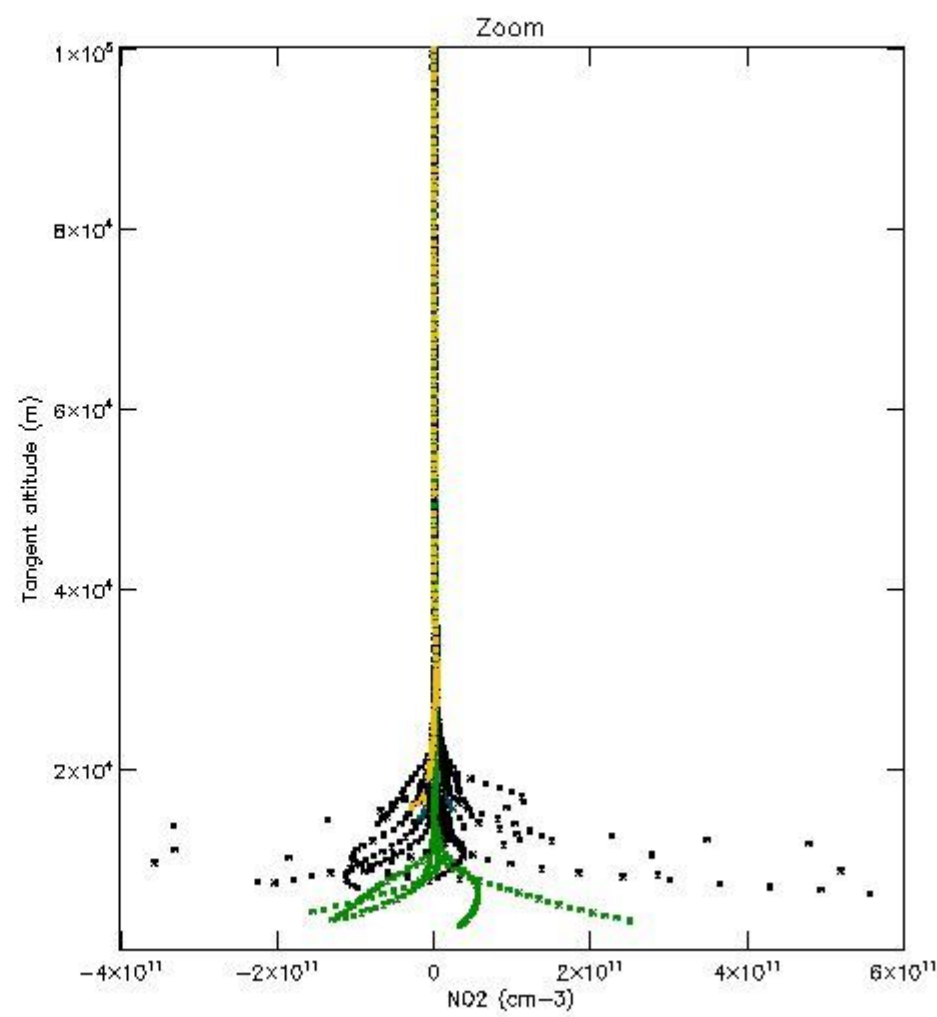
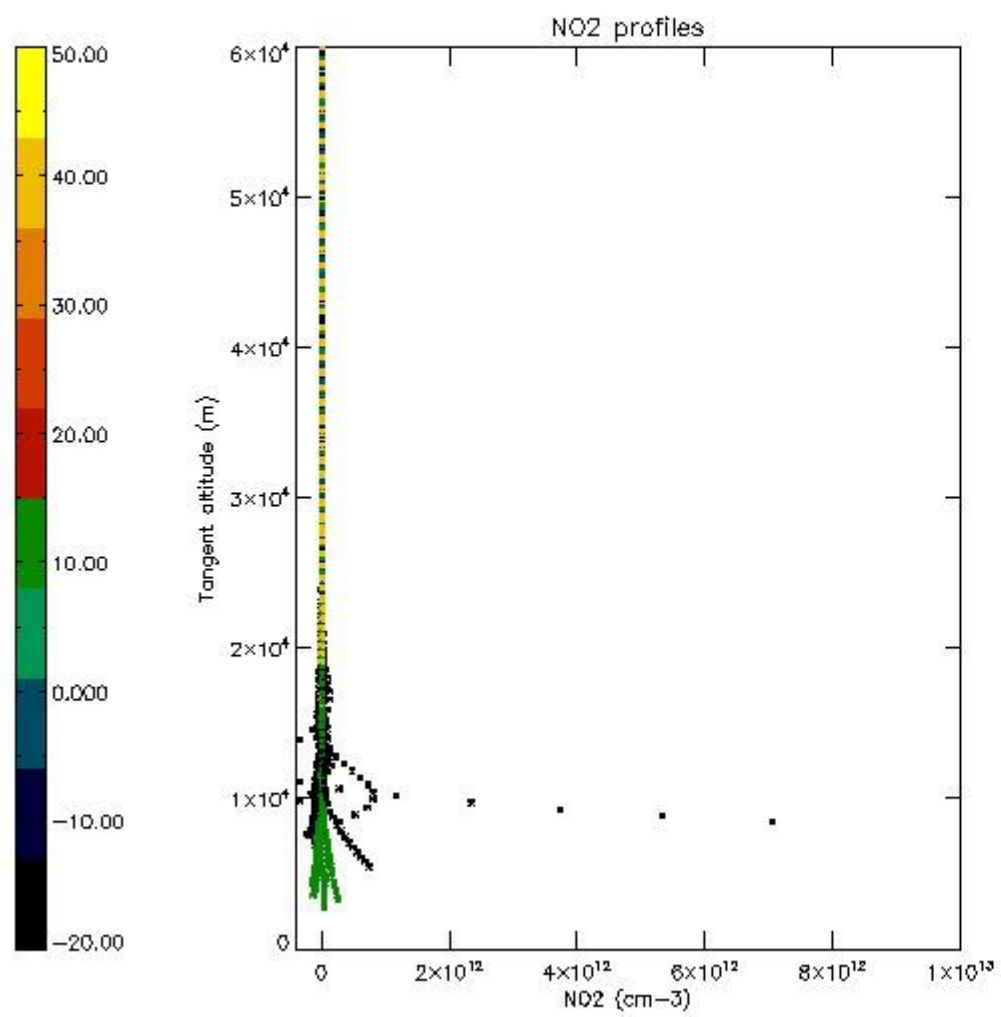
5.5 Plot ozone profiles where STD < 5% (dark without errors)

The colorbar represents the latitude.



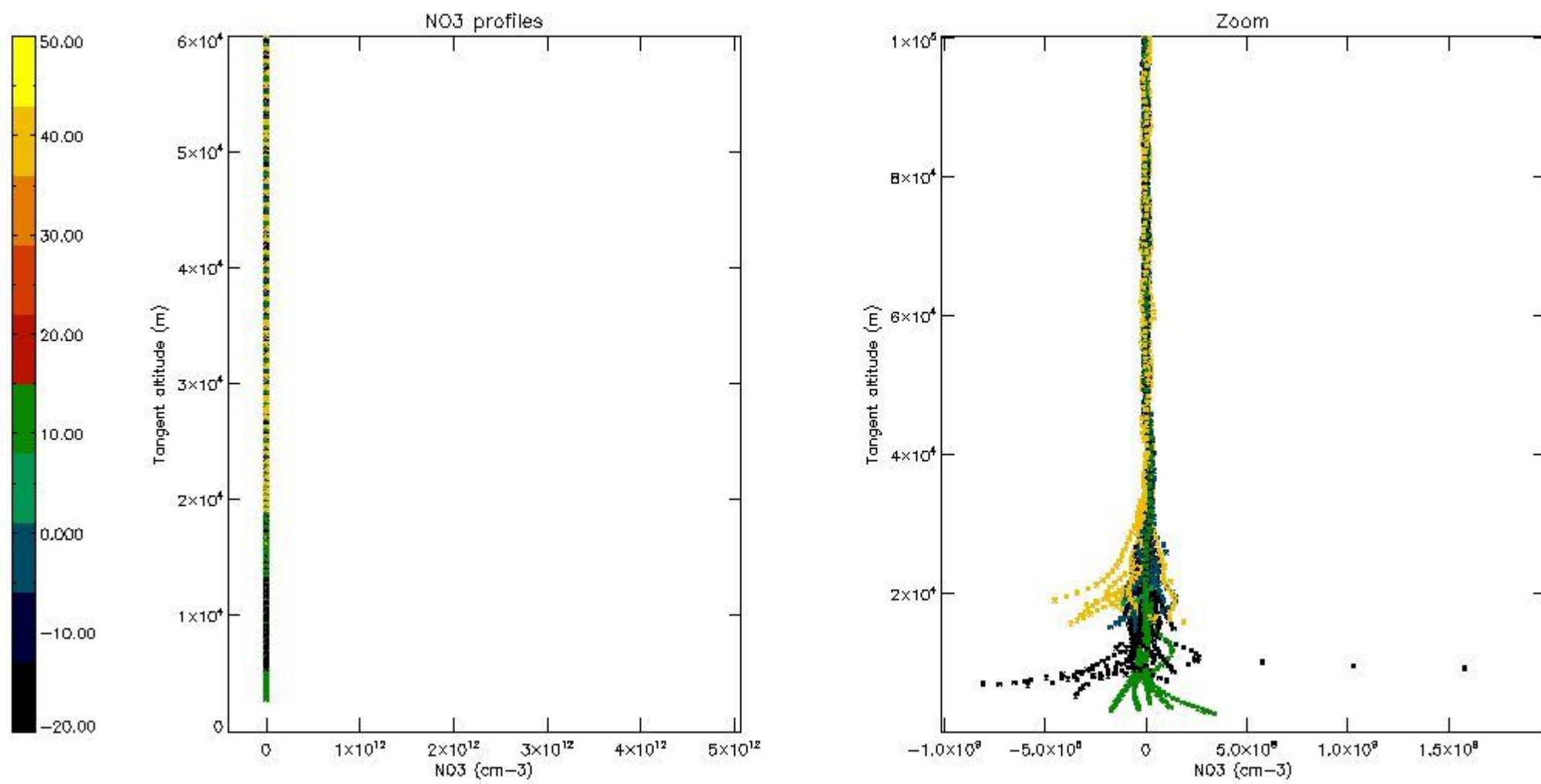
5.6 Plot NO₂ profiles for all STD (dark without errors)

The colorbar represents the latitude.



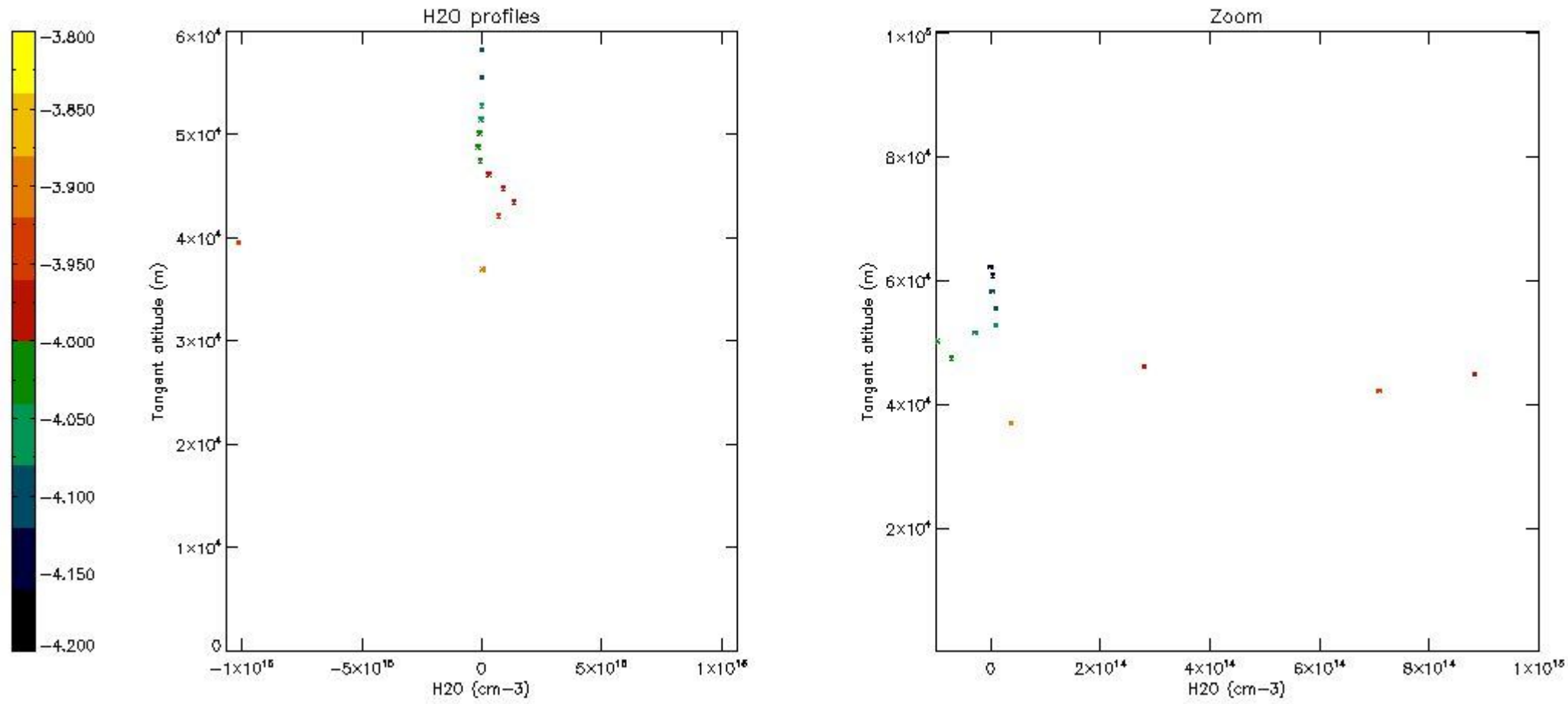
5.7 Plot NO3 profiles for all STD (dark without errors)

The colorbar represents the latitude.



5.8 Plot H2O profiles for all STD (only for occultations of stars 1,2,3,4,13,14,16,26,63 dark without errors)

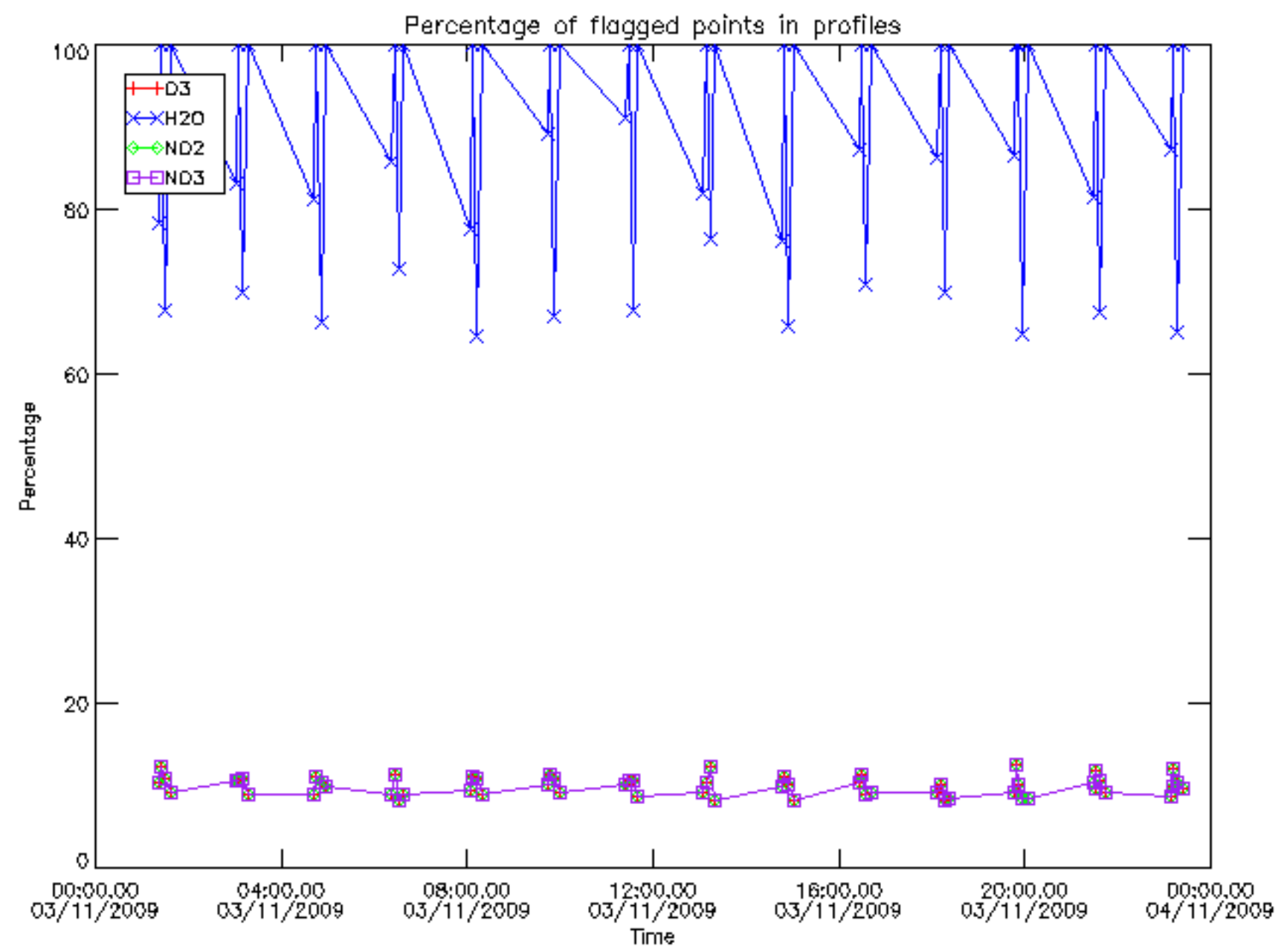
The colorbar represents the latitude.



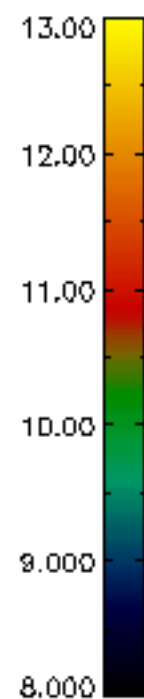
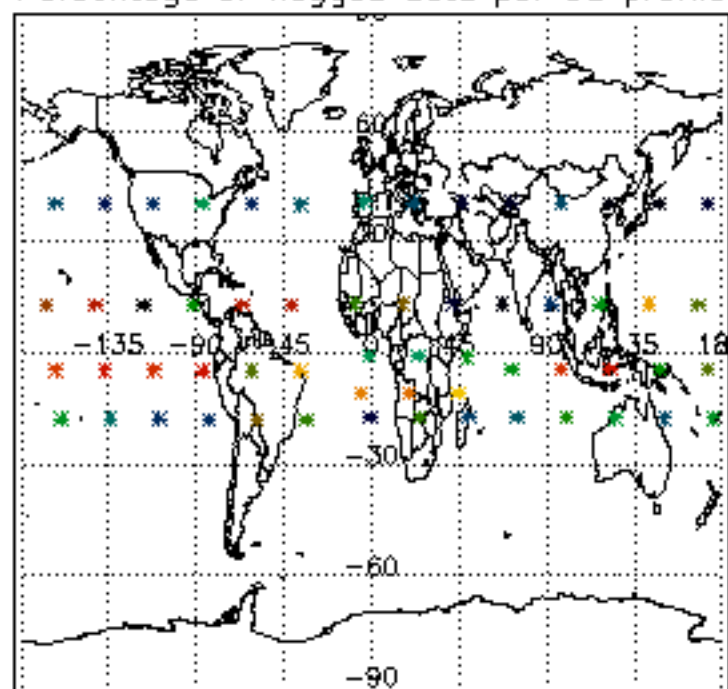
6. Auxiliary Data Files used for the production reported in section 2

The number reported in the third column indicates since which file (see list in section 2) the corresponding auxiliary file has been used. The fourth column is the date of those product files.

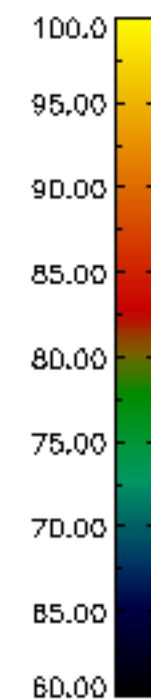
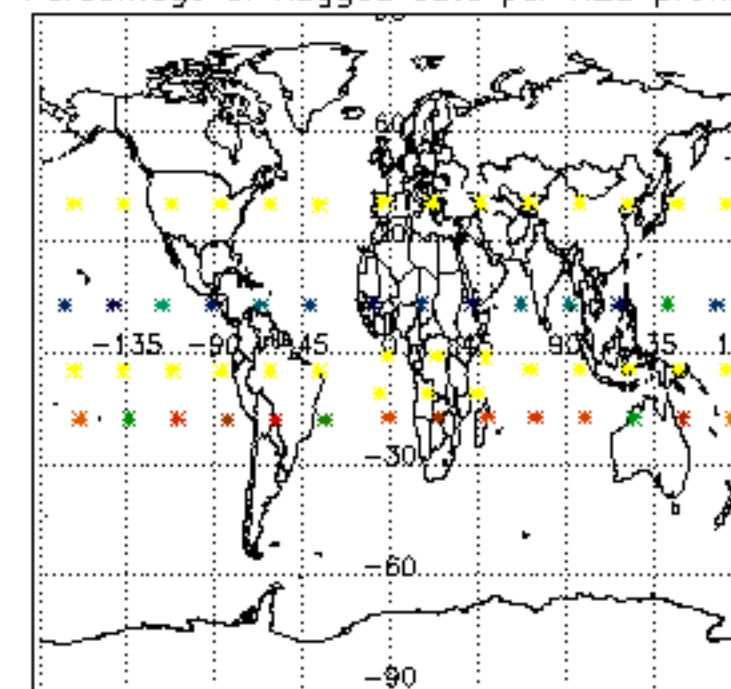
Type	Auxiliary Filename	Used since product	Used since product date
INST_PHYS_CHARACTERISTICS	GOM_INS_AXVIEC20091111_143220_20030716_120000_20500101_000000	1	03-NOV-2009 00:07:14
LEVEL-2_PROC_CONFIG	GOM_PR2_AXVIEC20091111_152718_20020301_000000_20500101_000000	1	03-NOV-2009 00:07:14
CROSS_SECTIONS_FILE	GOM_CR2_AXVIEC20091111_154832_20020301_000000_20500101_000000	1	03-NOV-2009 00:07:14



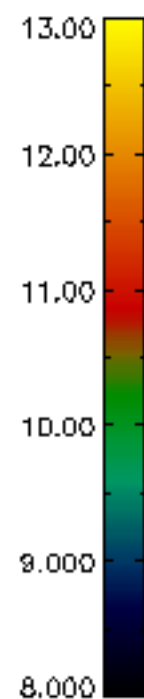
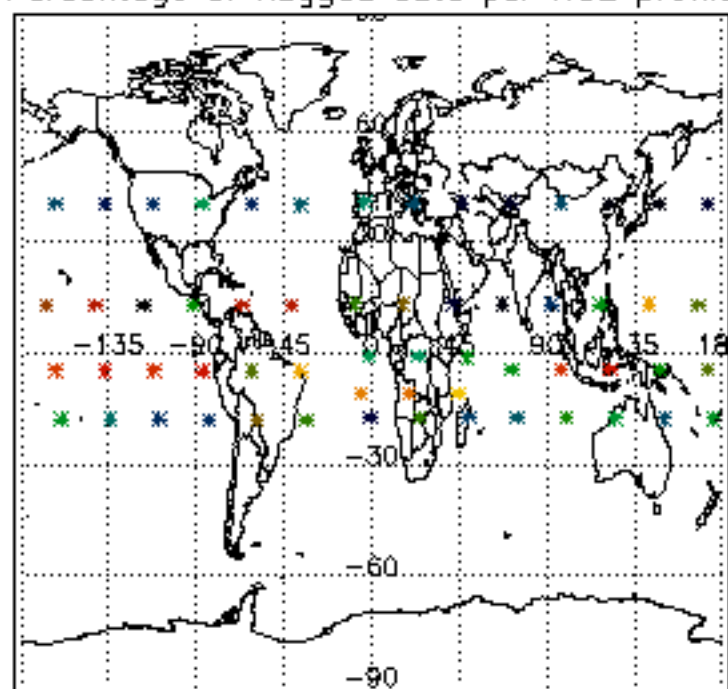
Percentage of flagged data per D3 profile



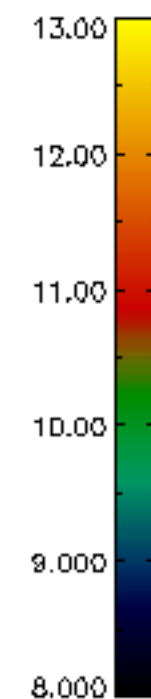
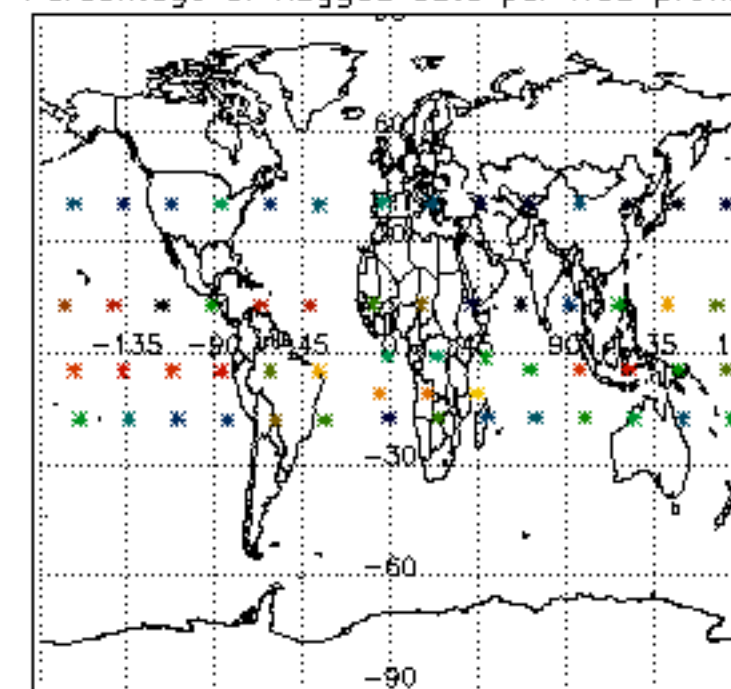
Percentage of flagged data per H2O profile

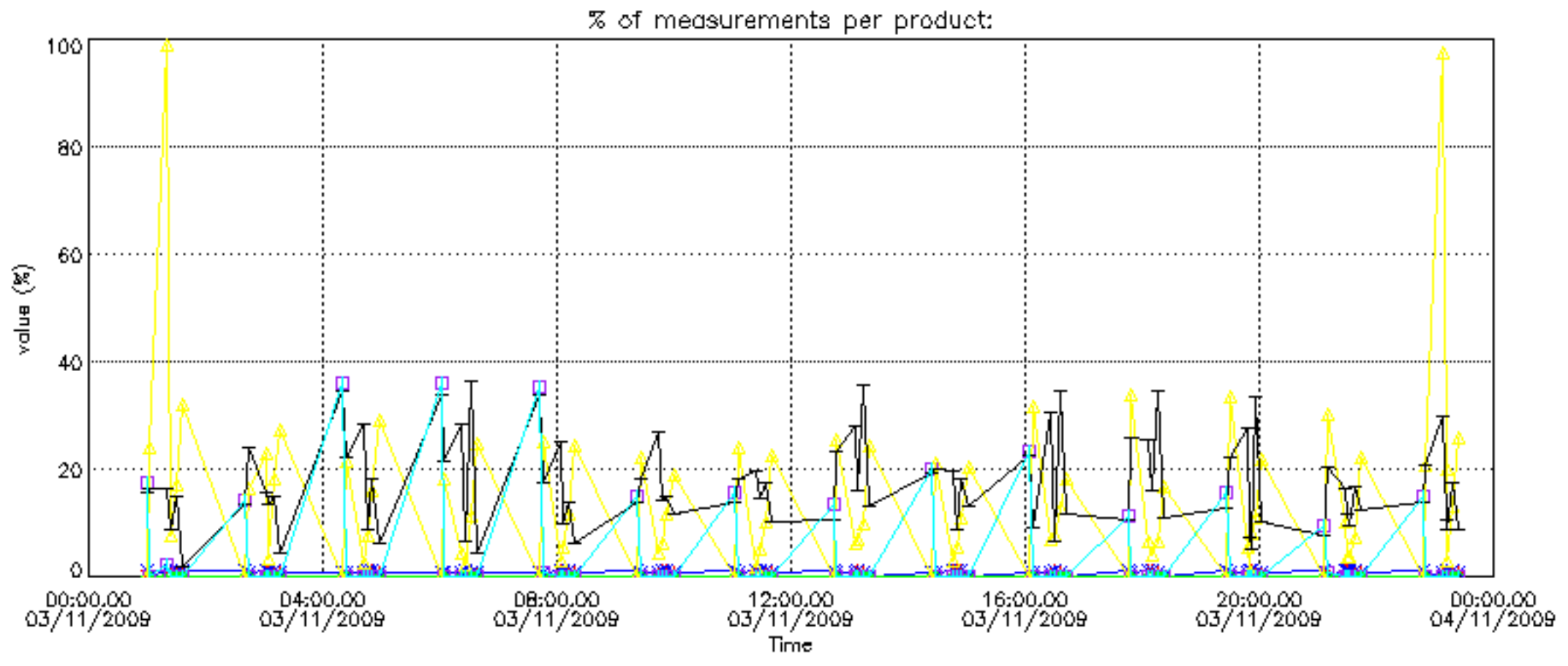


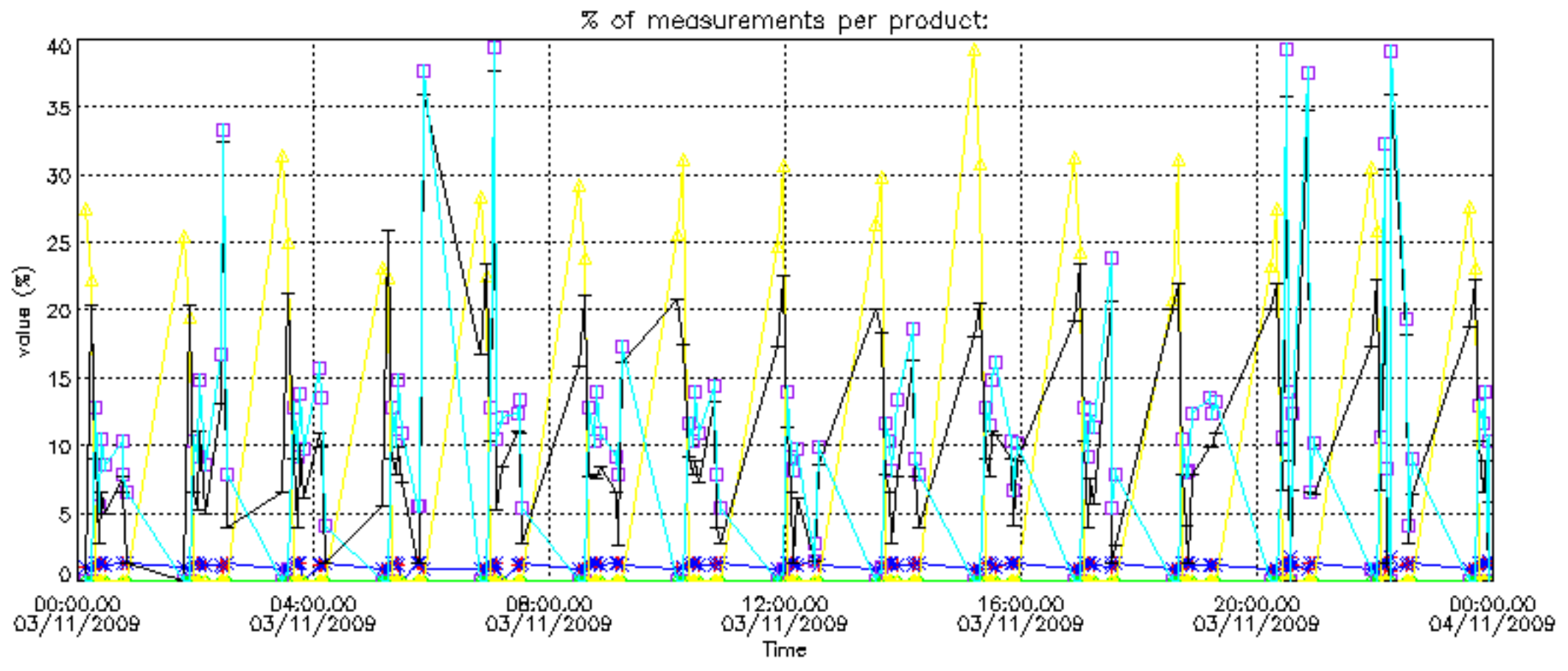
Percentage of flagged data per NO2 profile



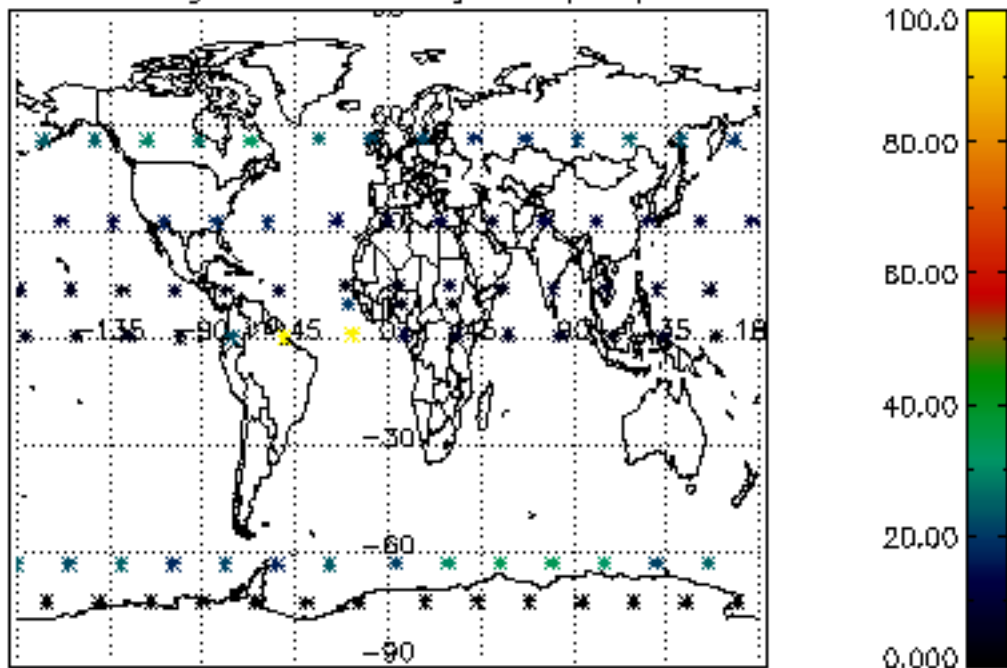
Percentage of flagged data per NO3 profile



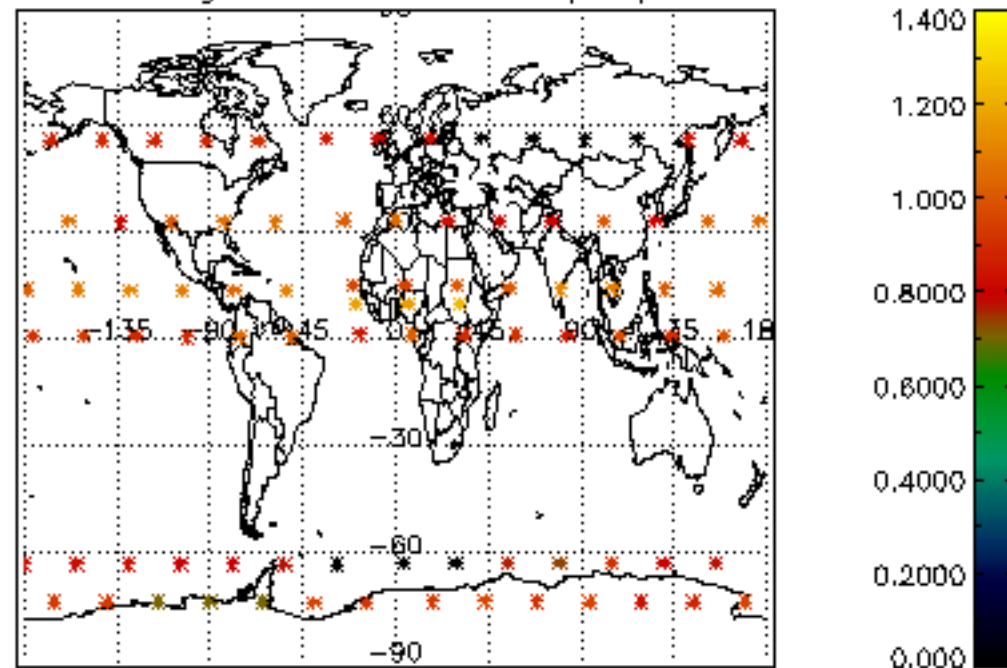




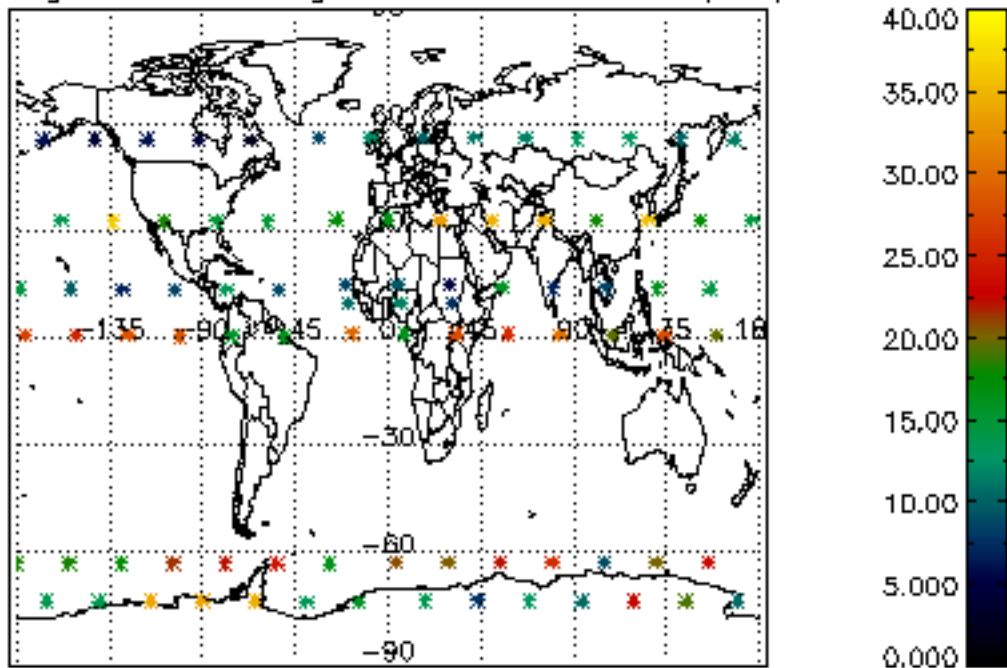
Percentage of cosmic ray hits per profile



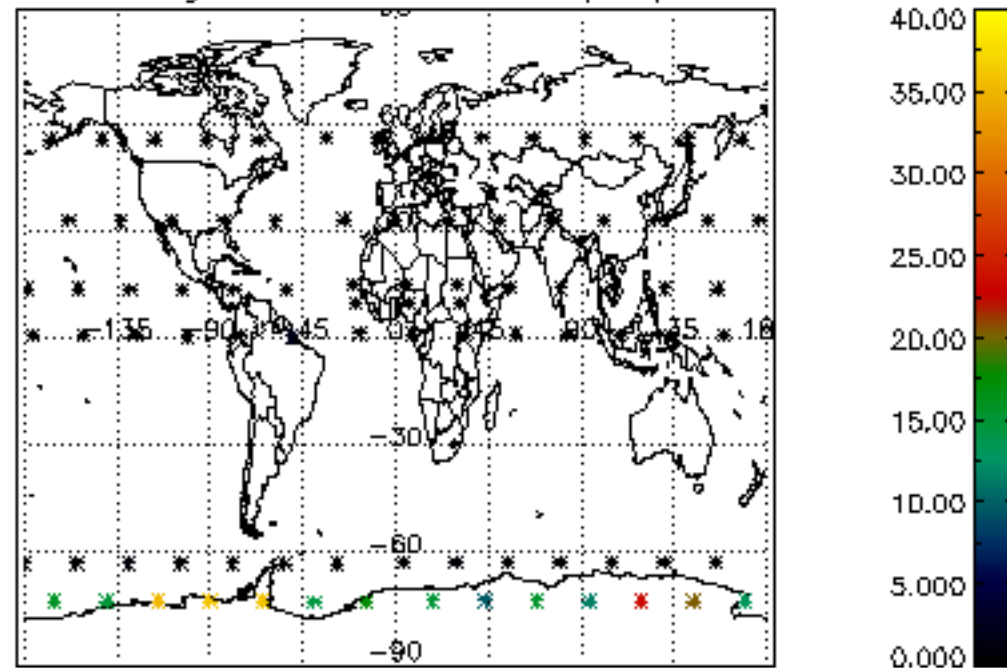
Percentage of datation errors per profile



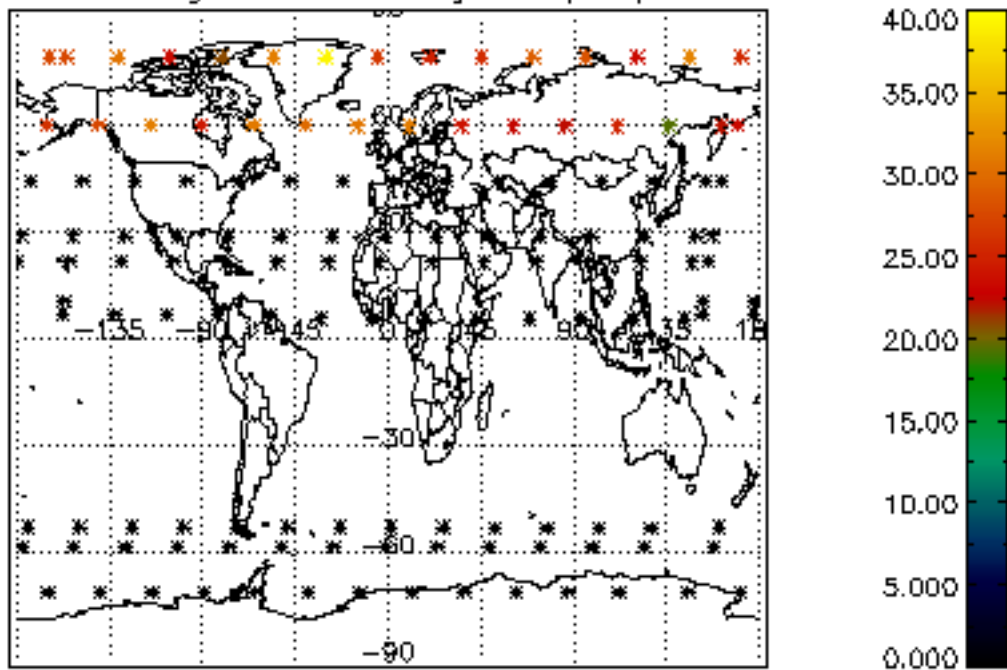
Percentage of star falling outside central band per profile



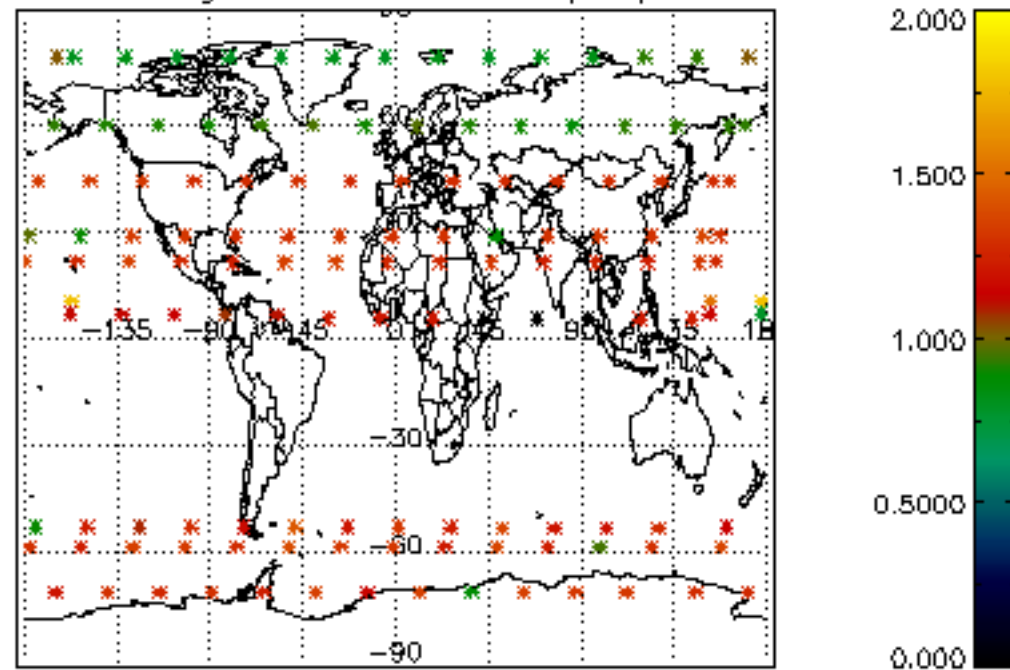
Percentage of saturation errors per profile



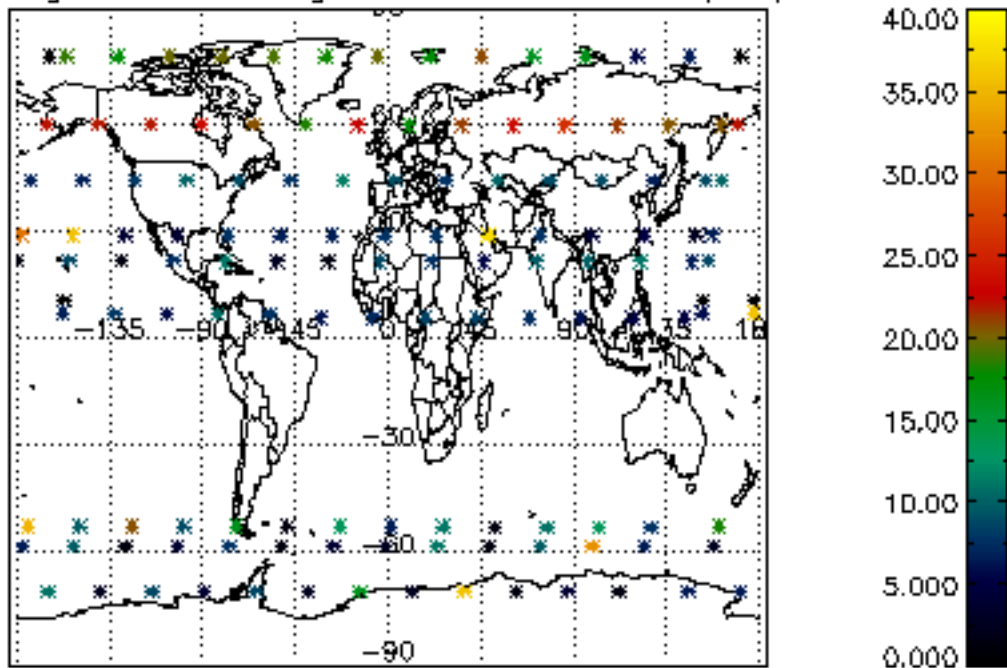
Percentage of cosmic ray hits per profile



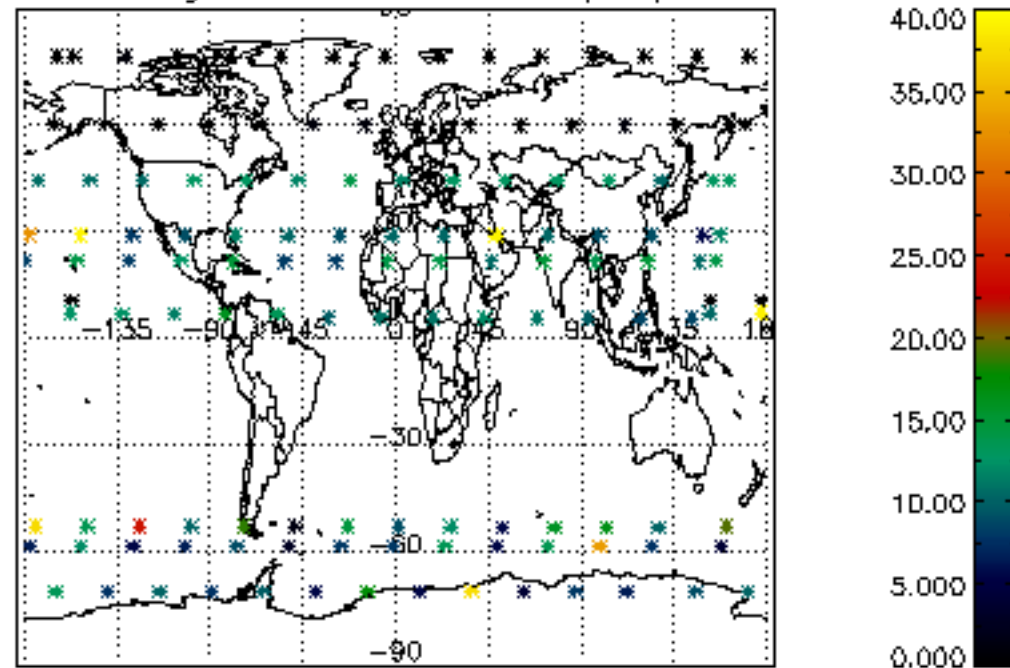
Percentage of datation errors per profile

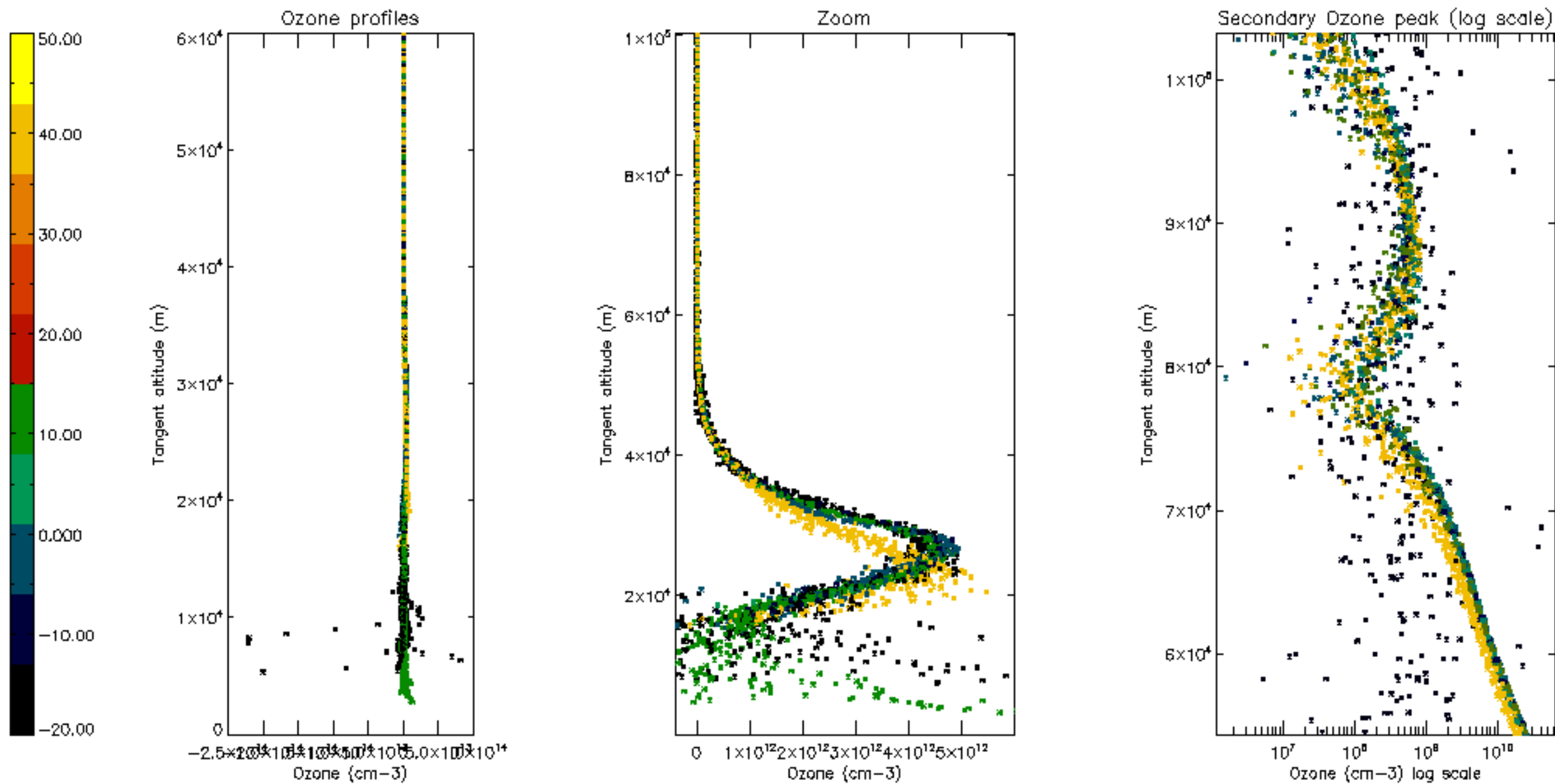


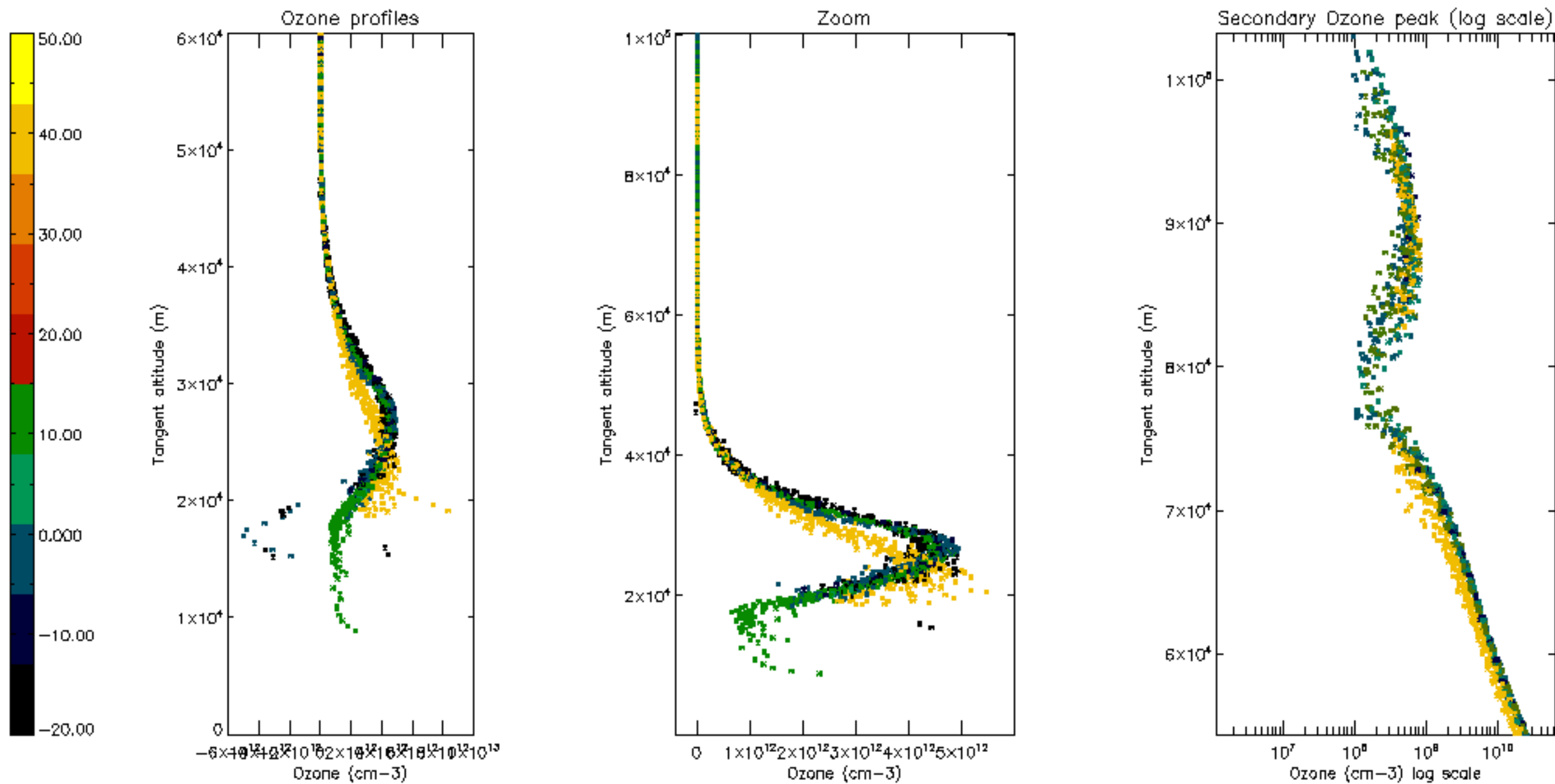
Percentage of star falling outside central band per profile

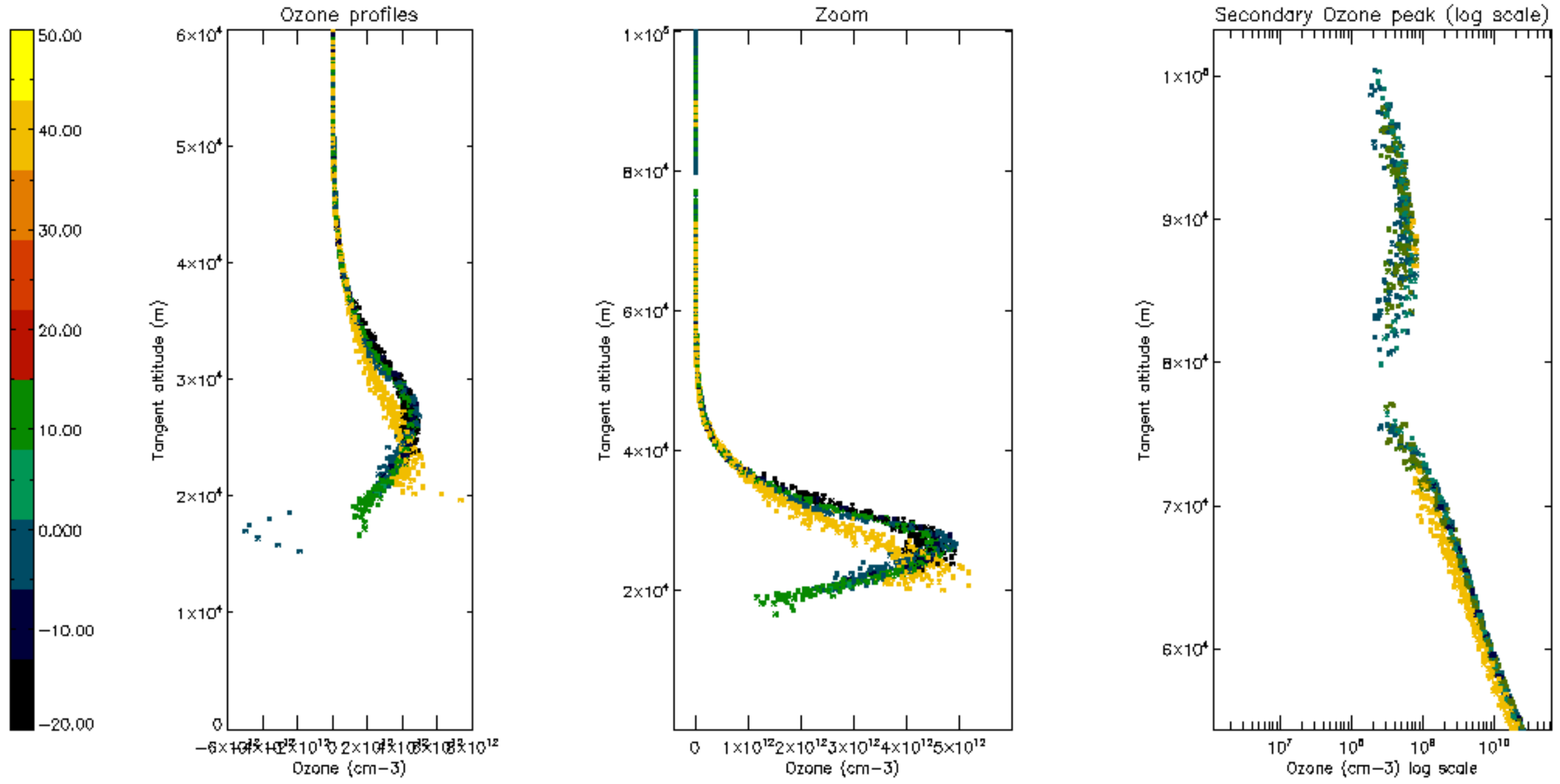


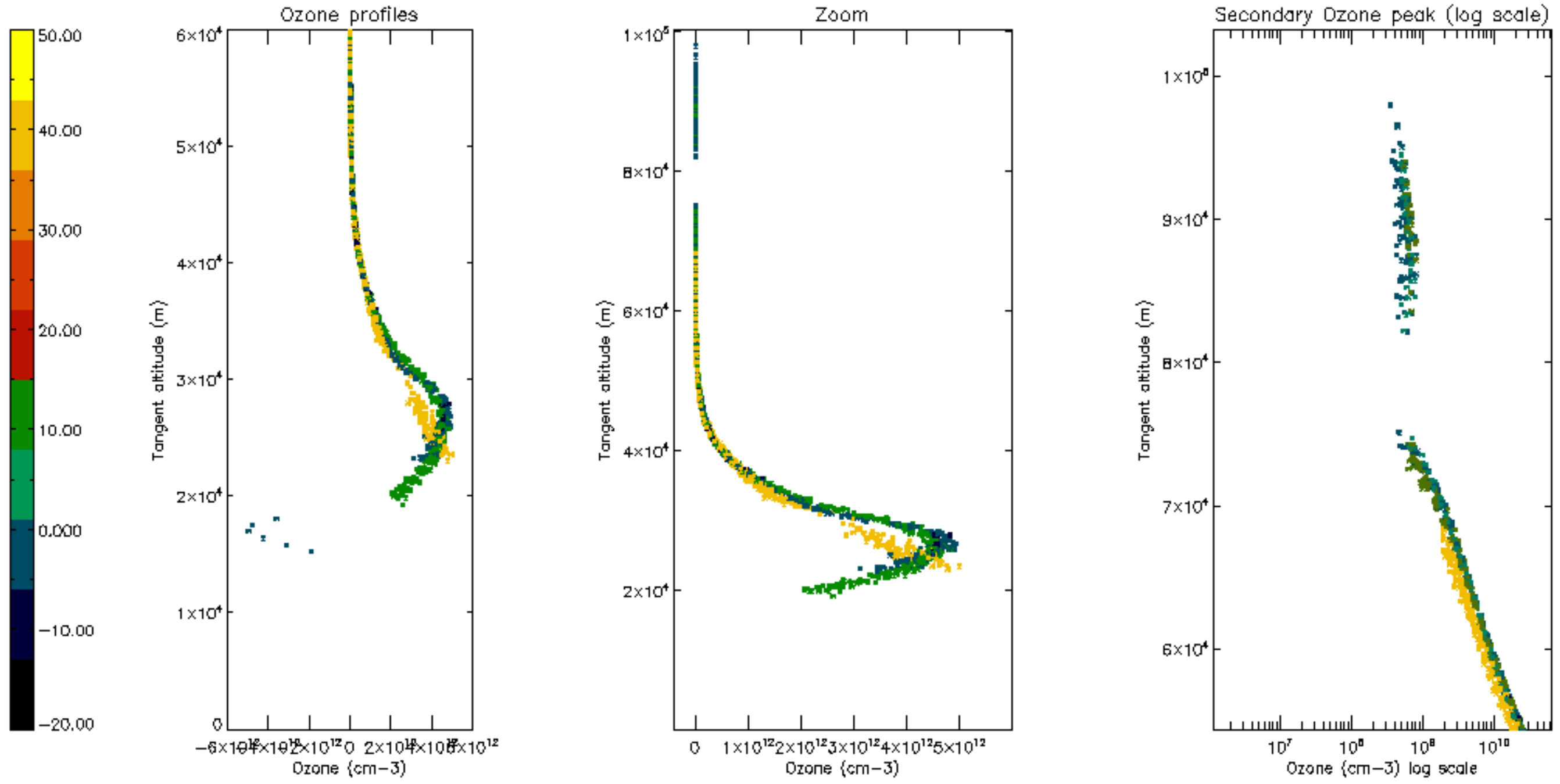
Percentage of saturation errors per profile

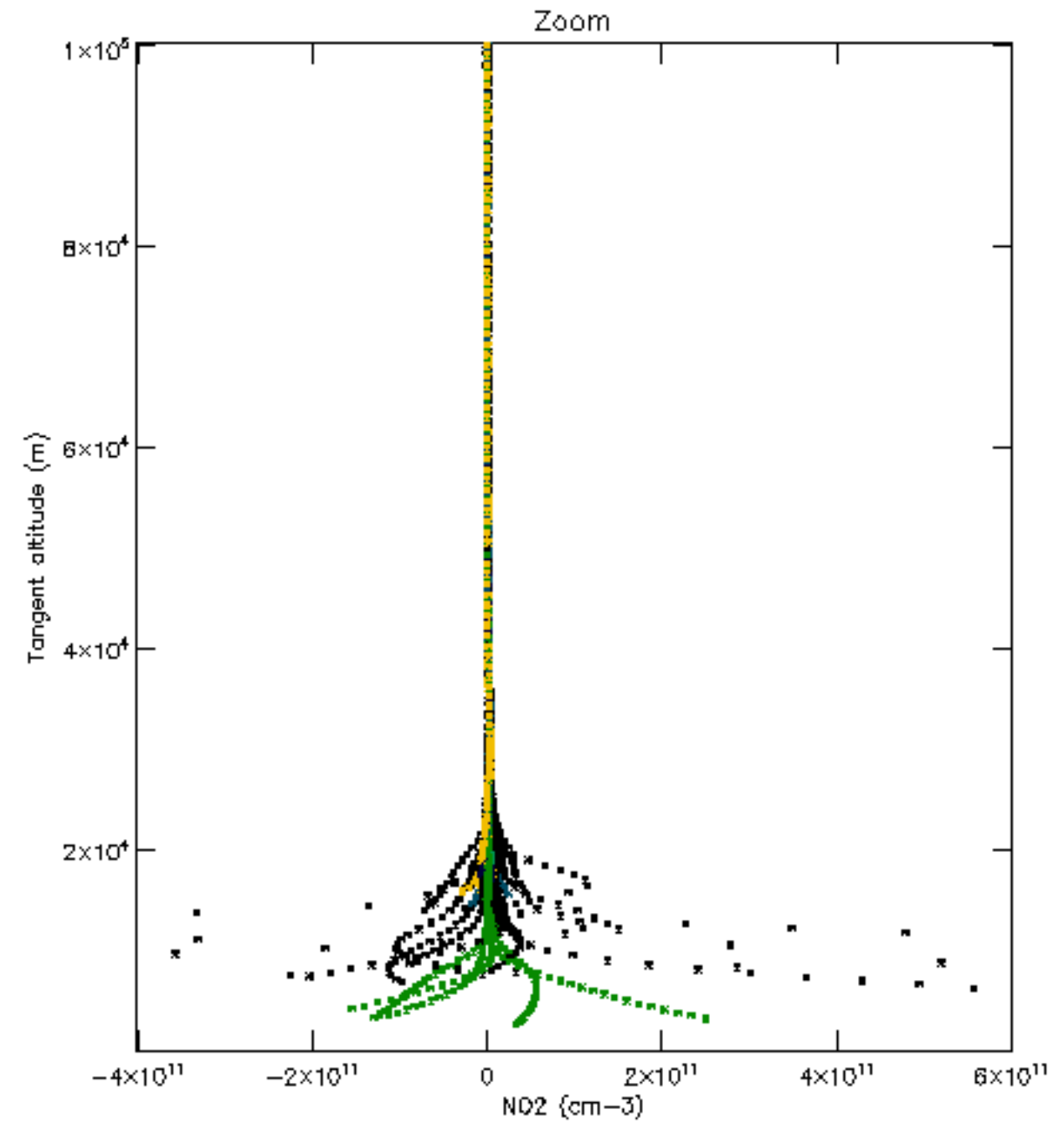
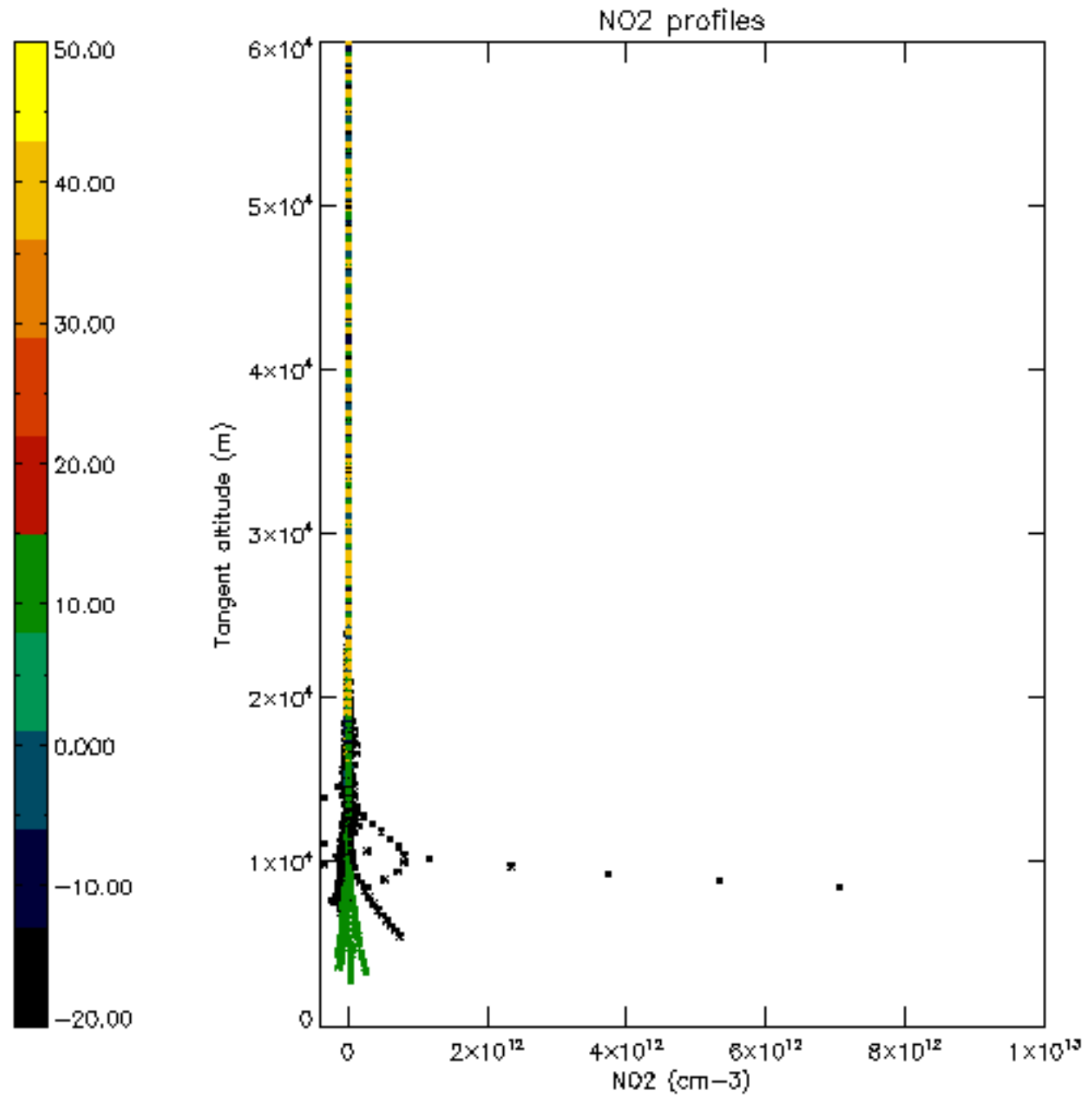


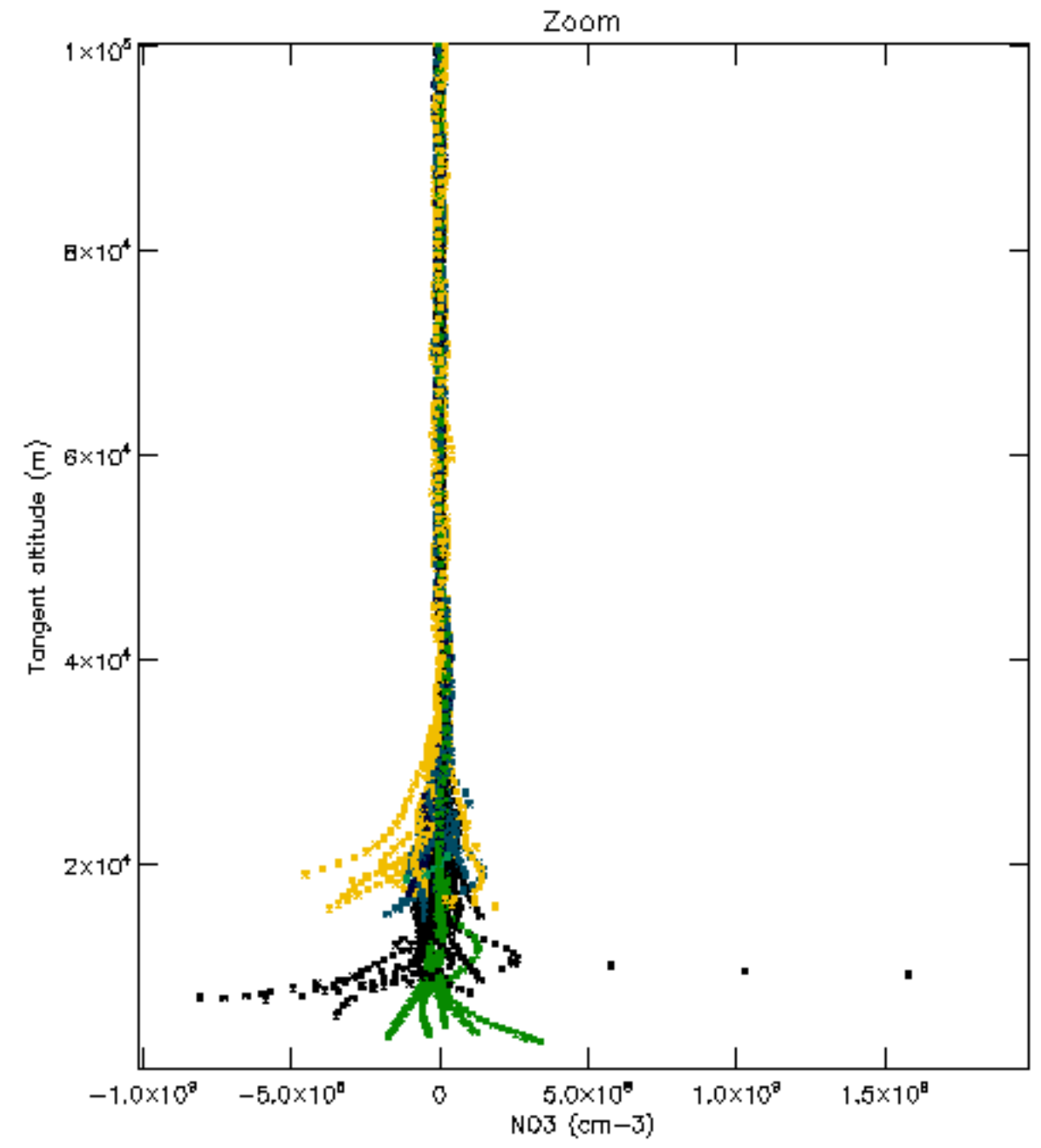
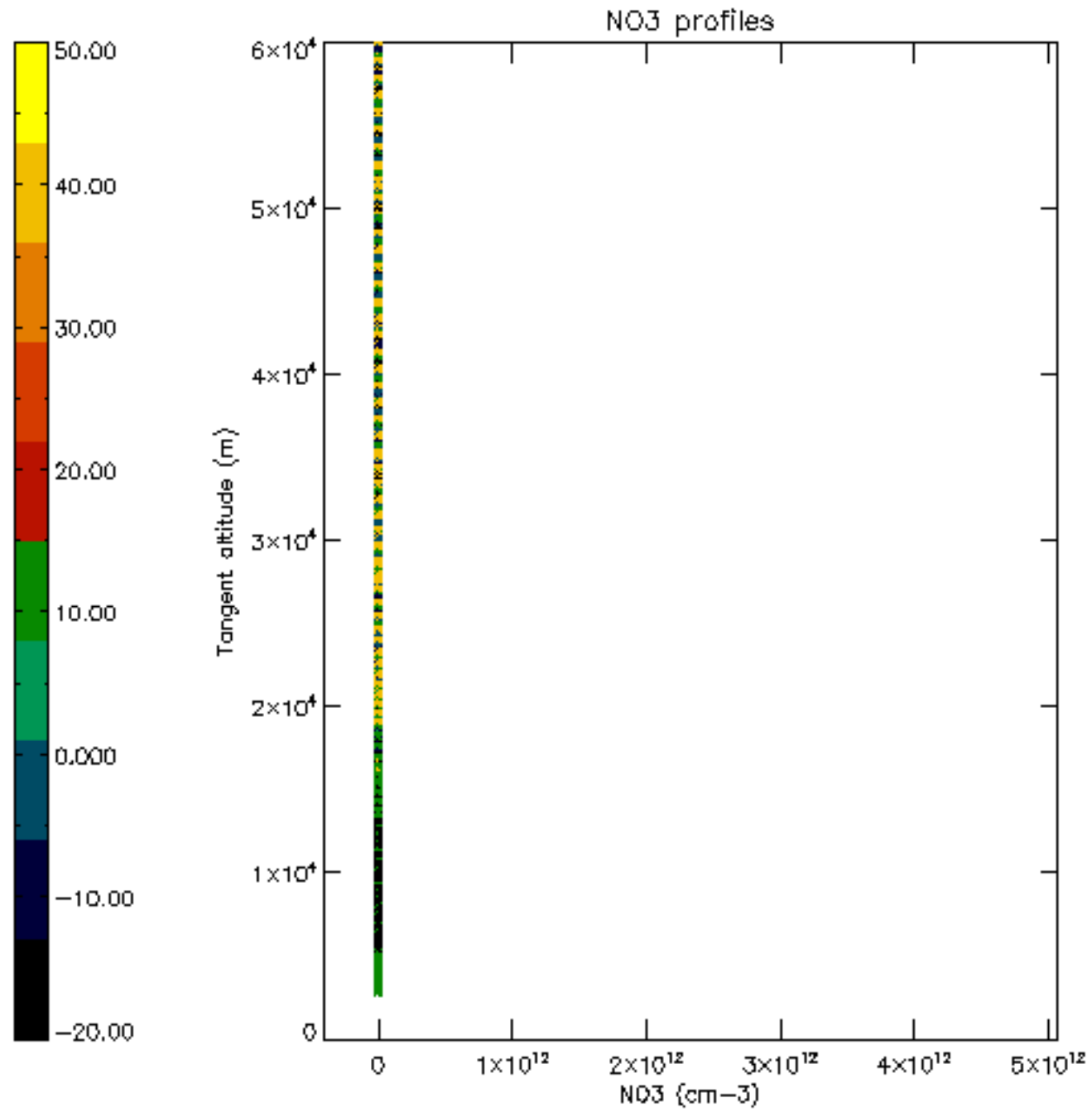


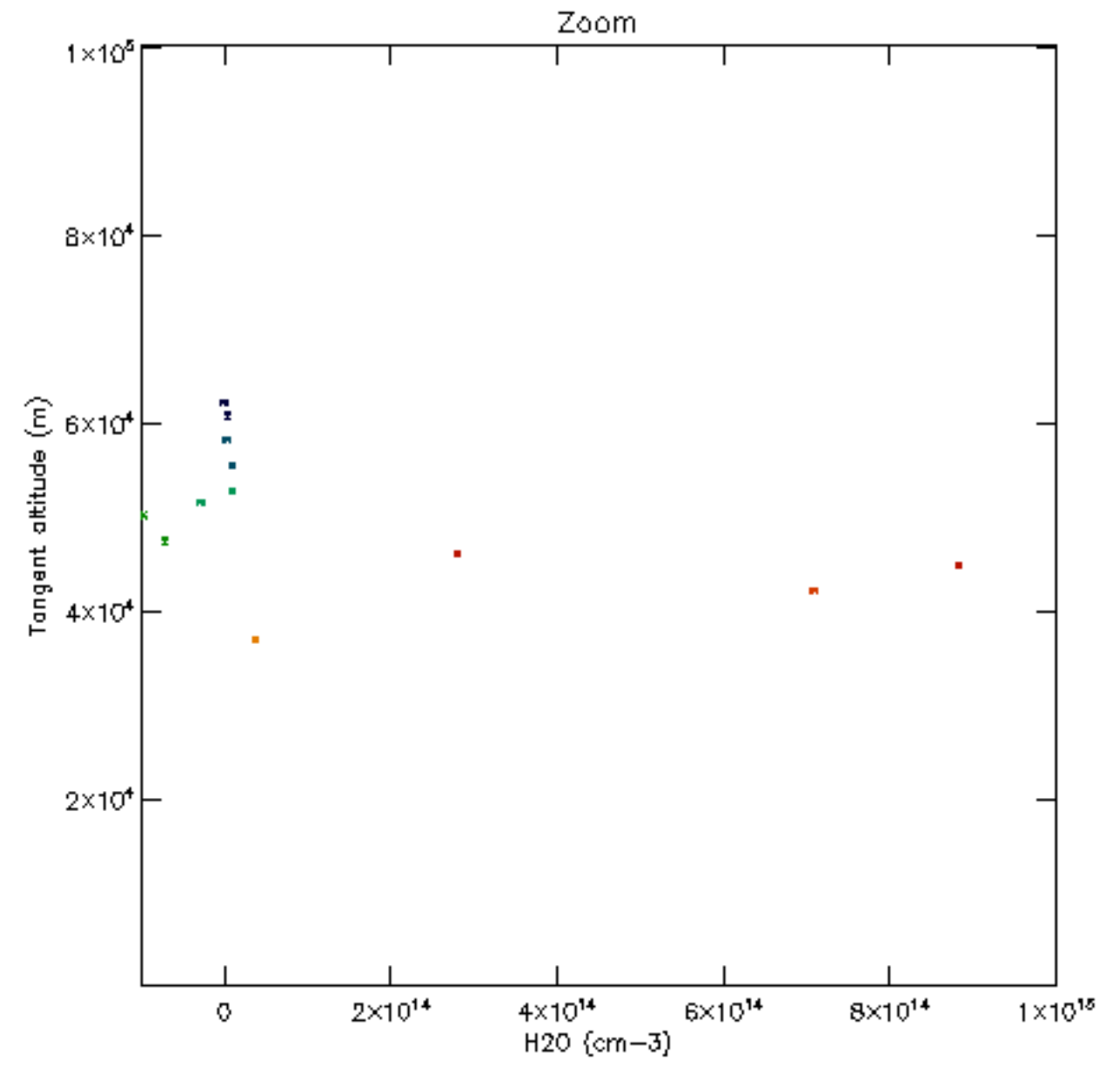
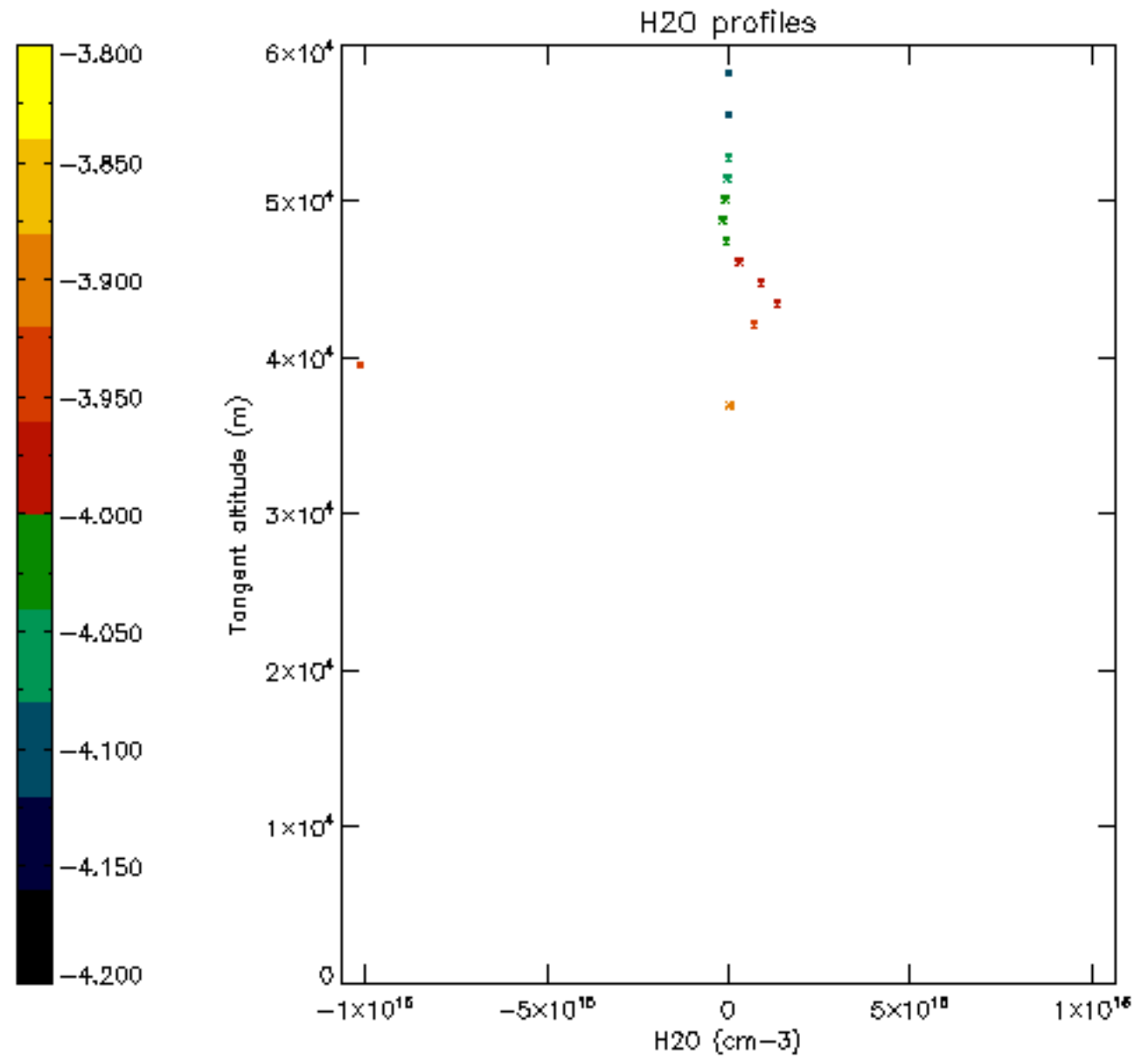


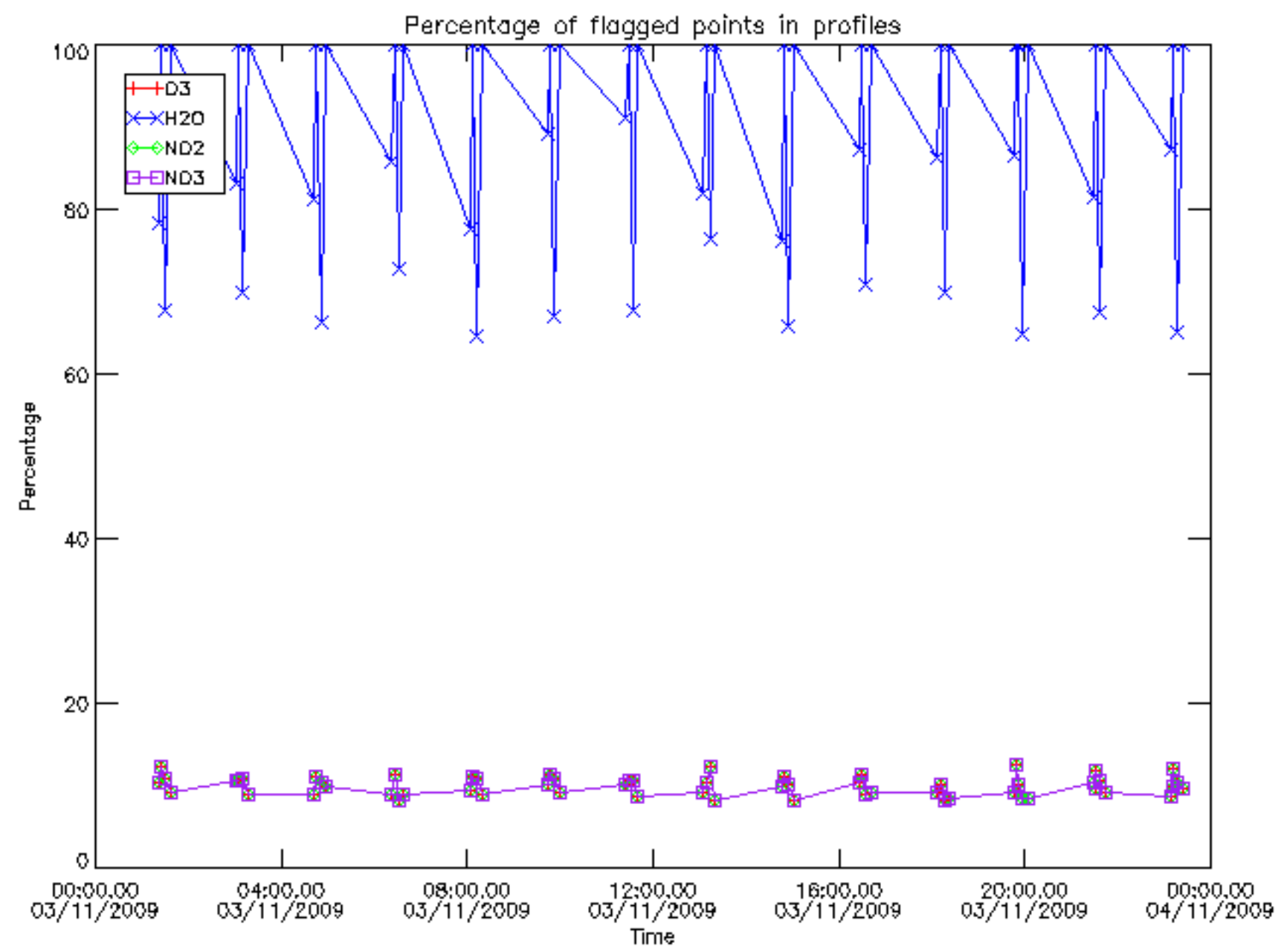




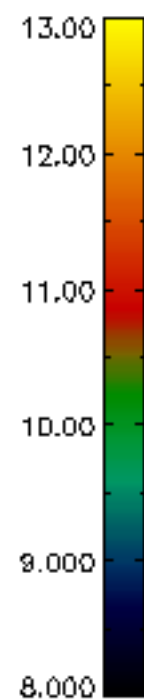
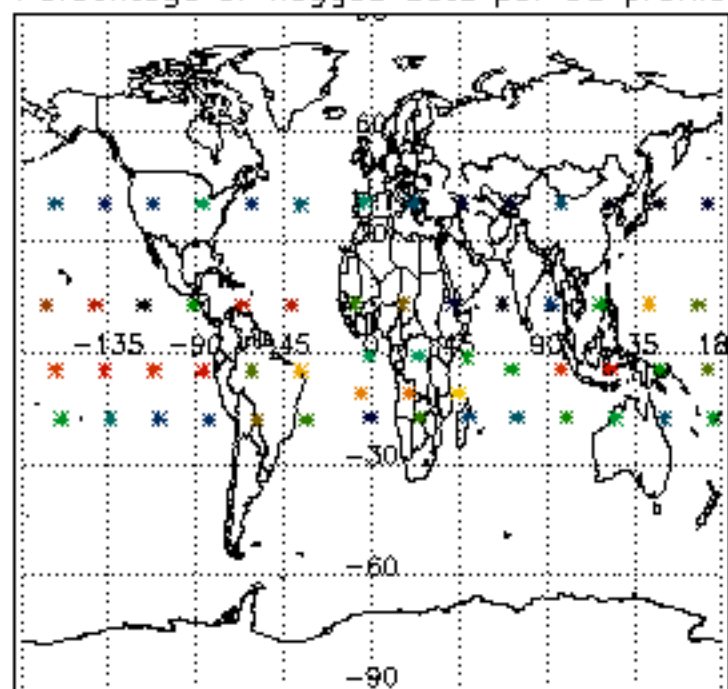




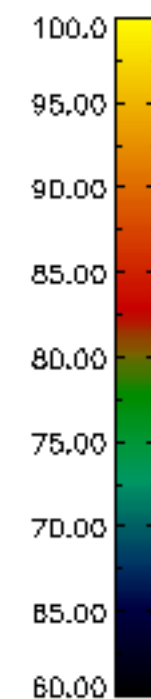
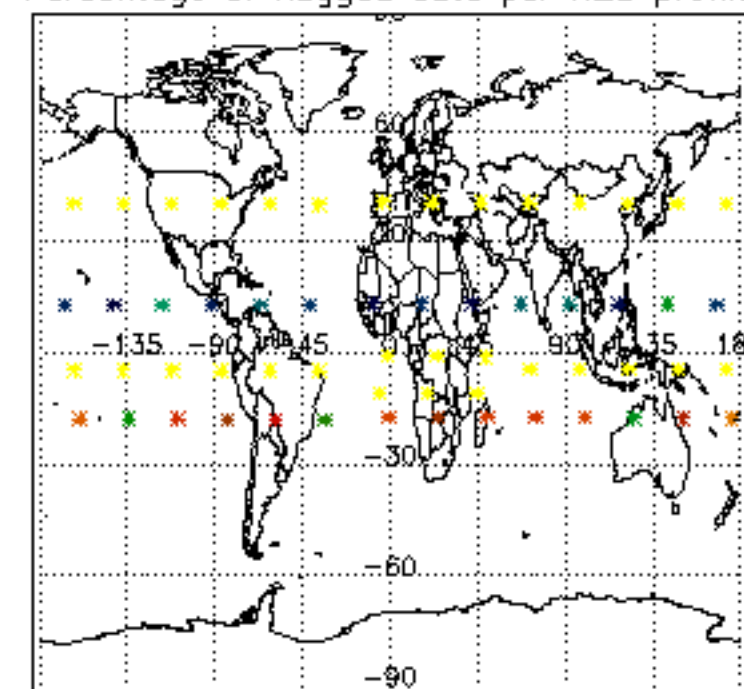




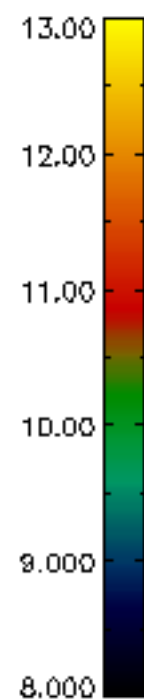
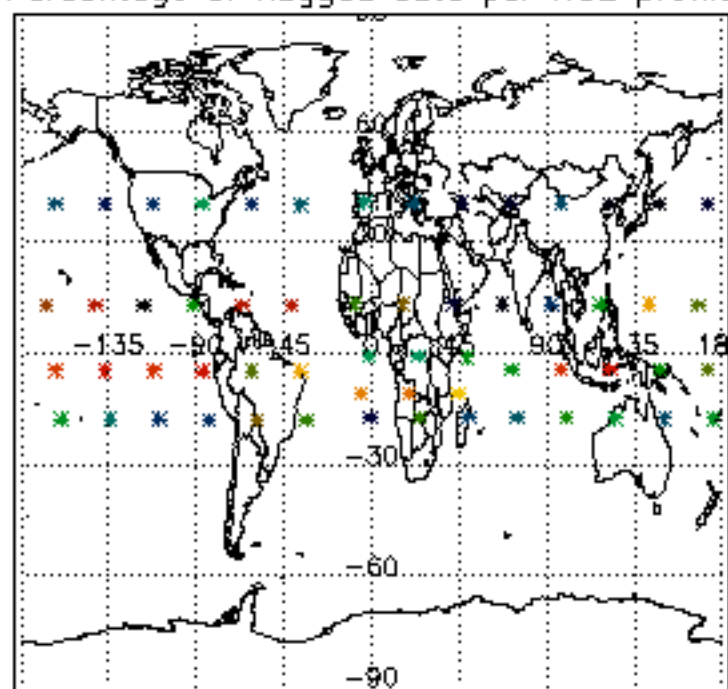
Percentage of flagged data per D3 profile



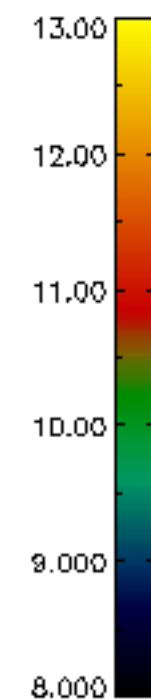
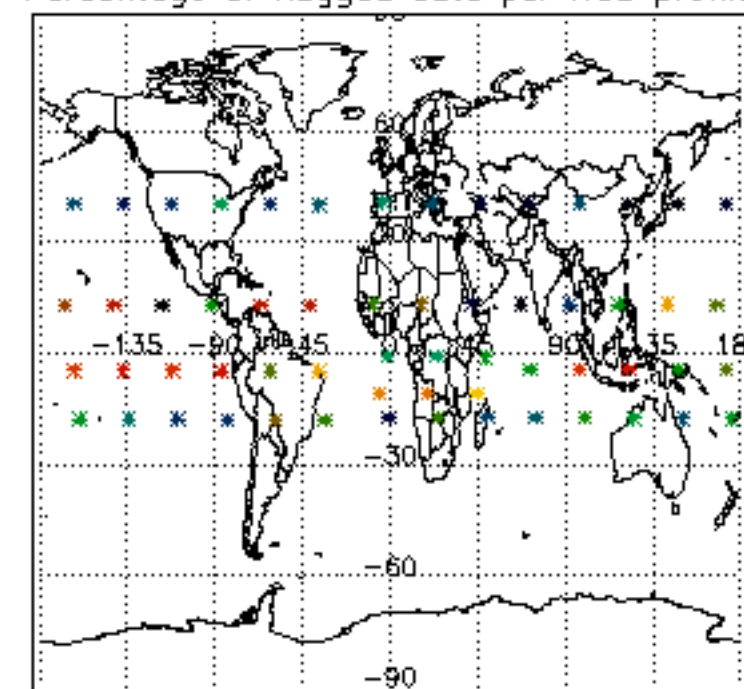
Percentage of flagged data per H2O profile

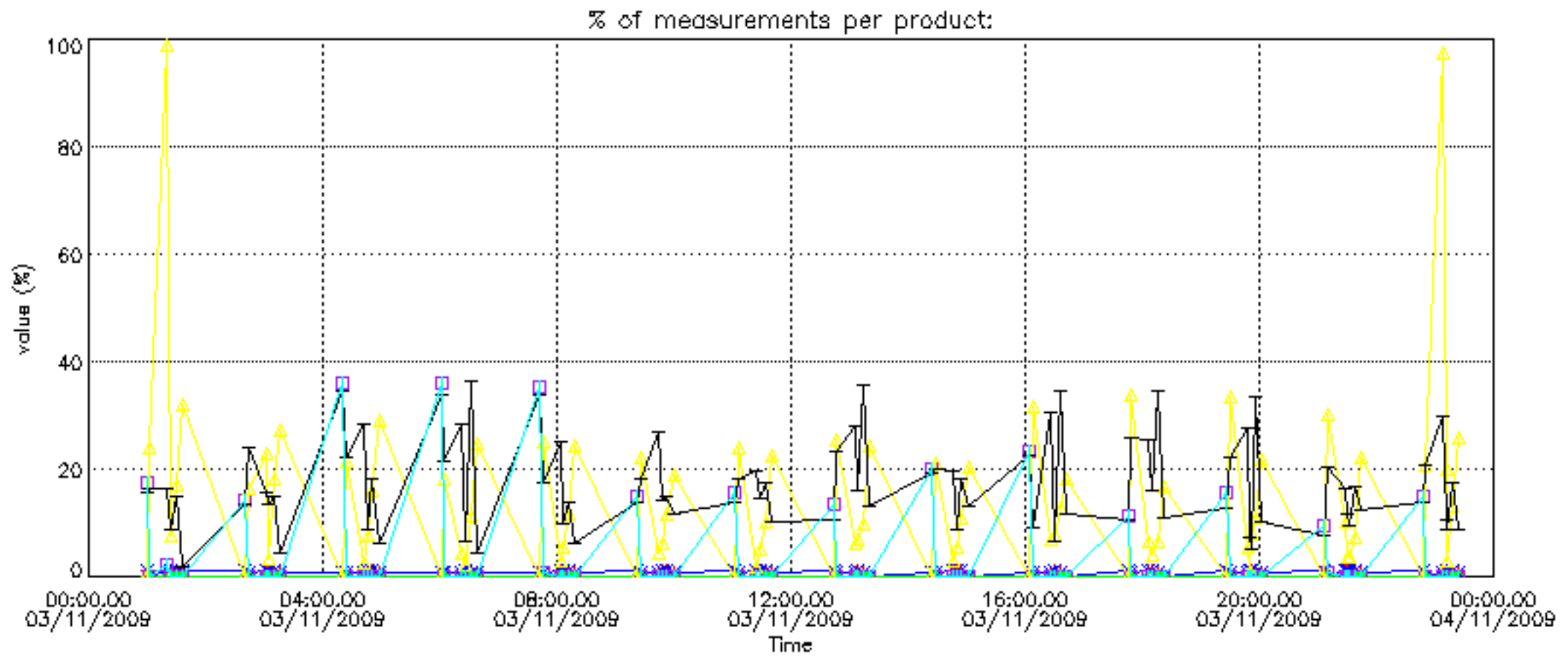


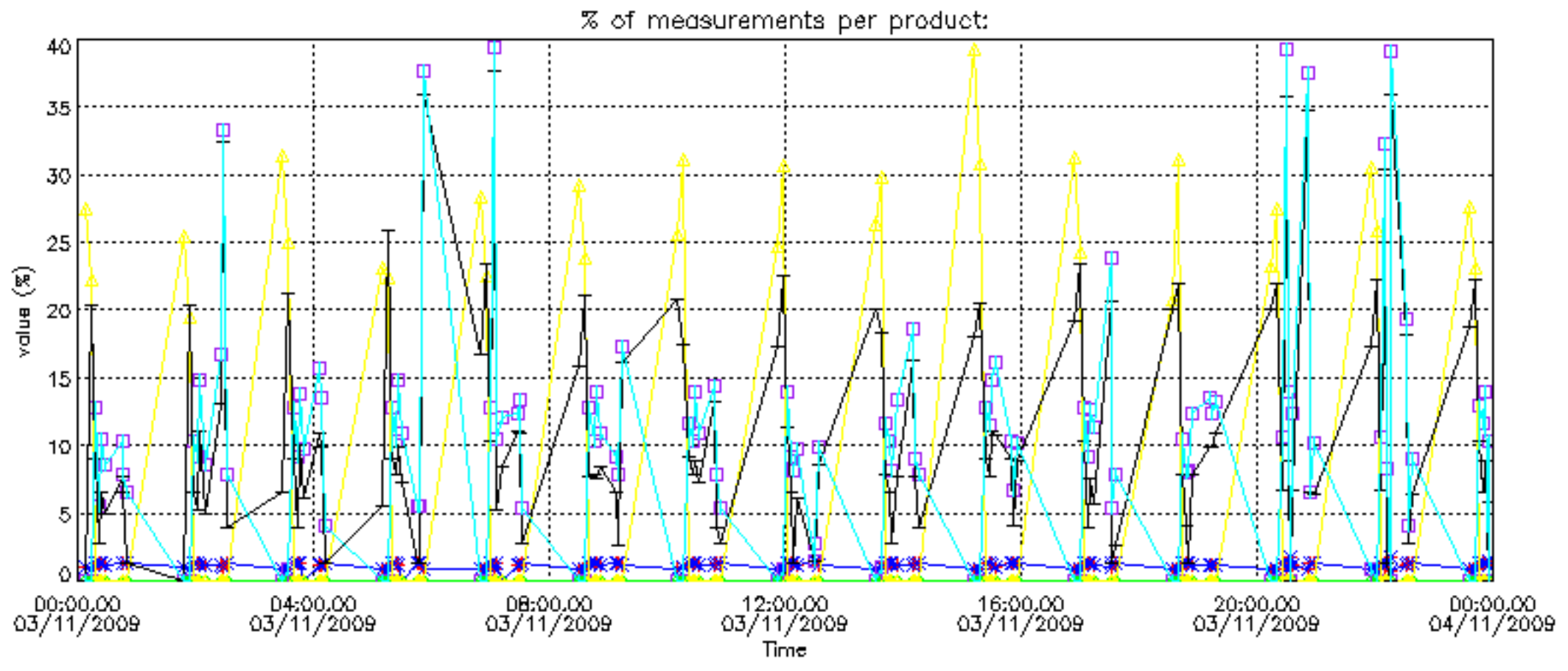
Percentage of flagged data per NO2 profile



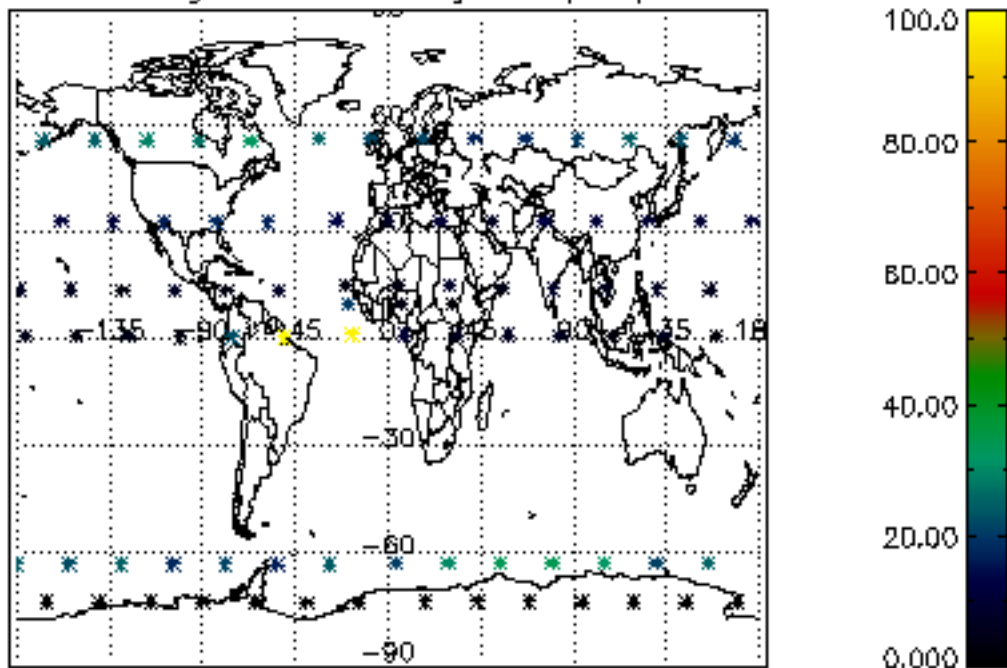
Percentage of flagged data per NO3 profile



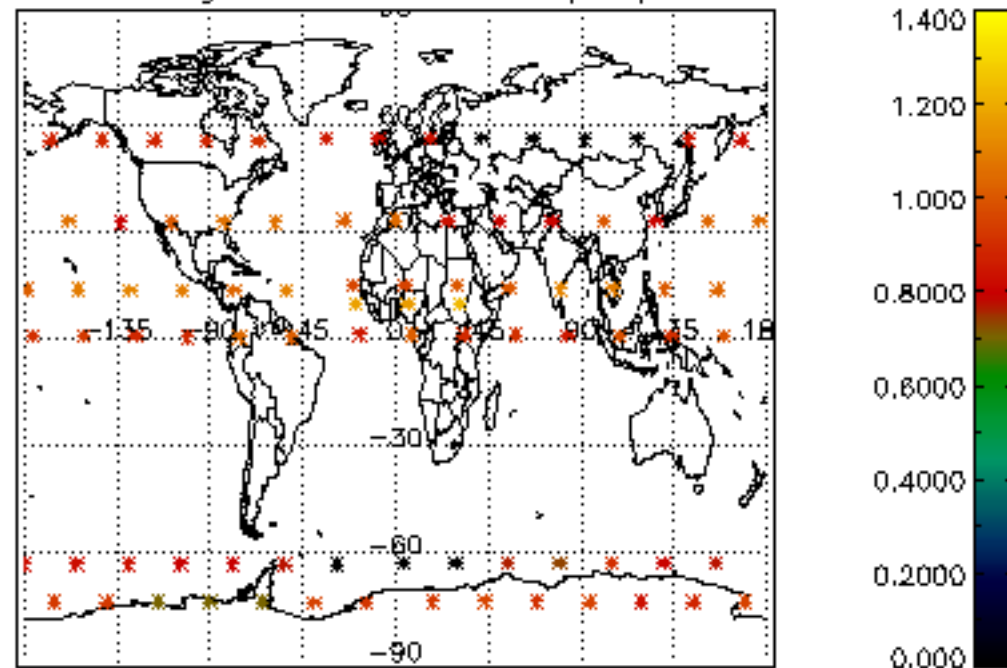




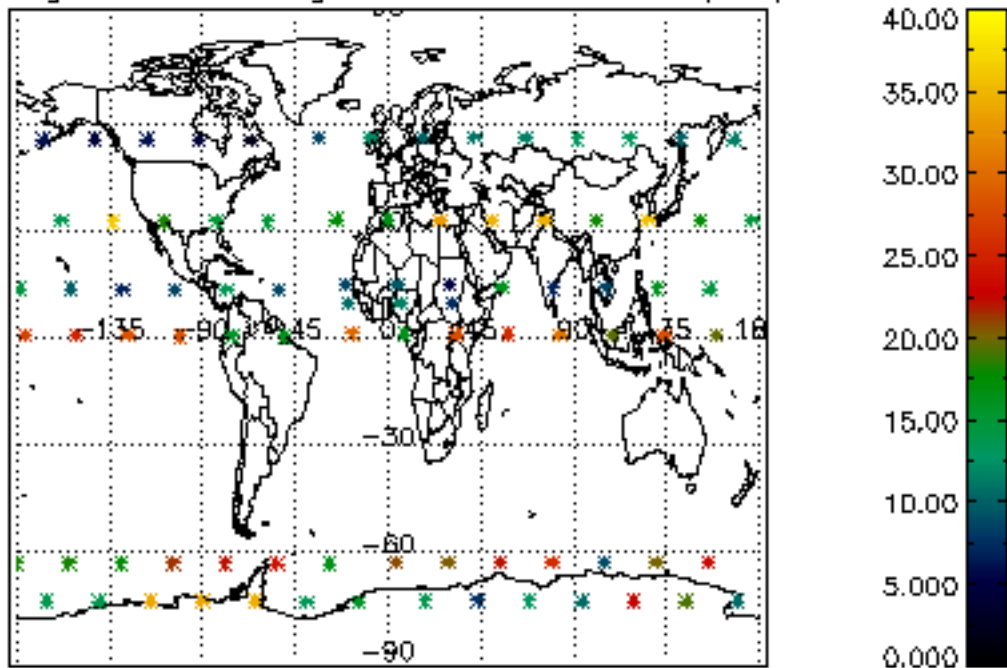
Percentage of cosmic ray hits per profile



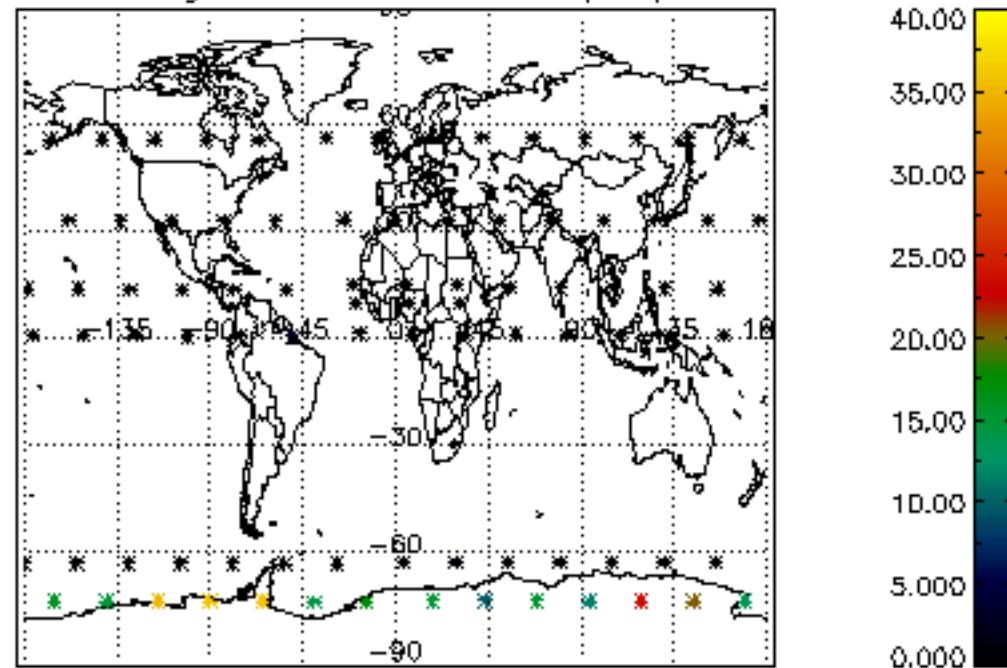
Percentage of datation errors per profile



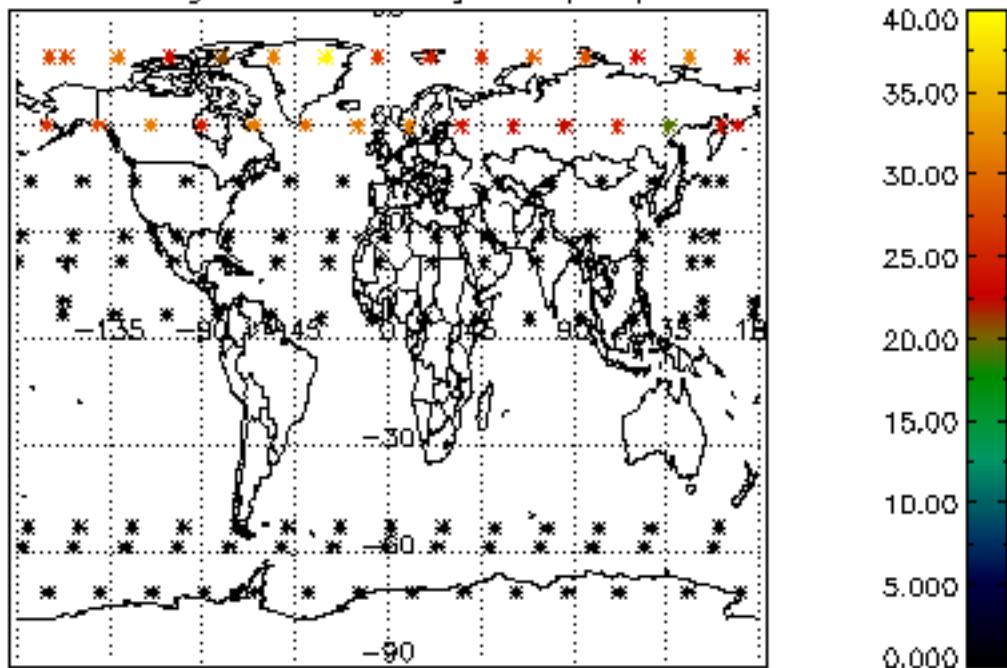
Percentage of star falling outside central band per profile



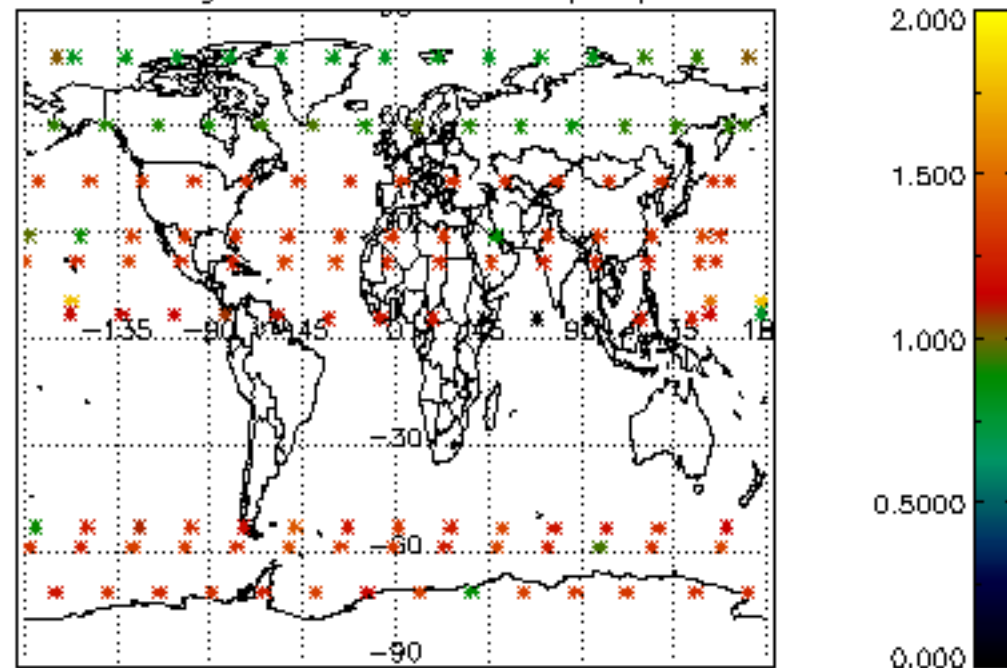
Percentage of saturation errors per profile



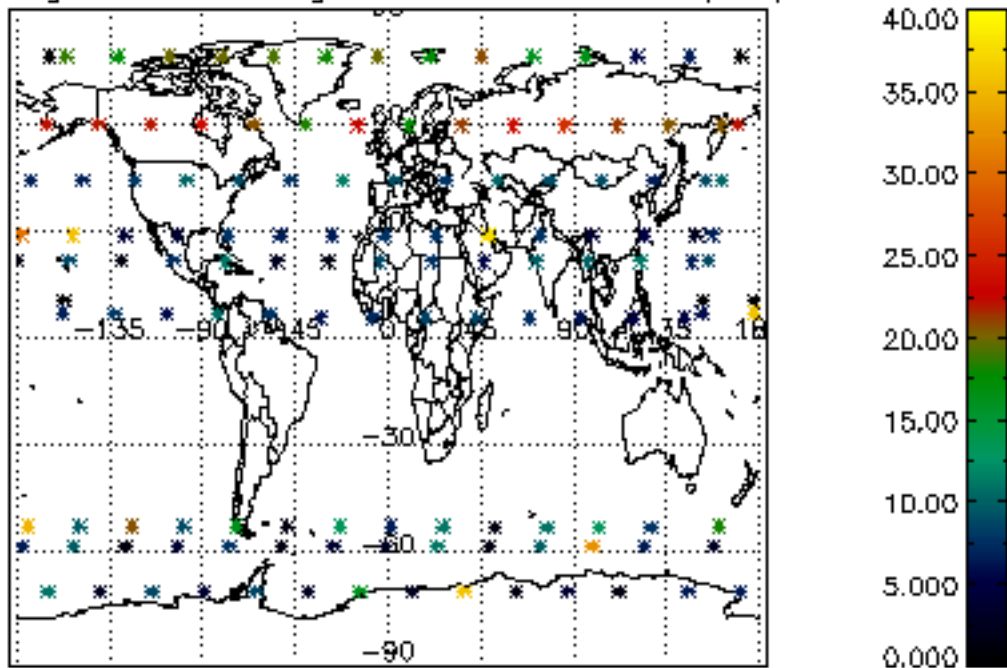
Percentage of cosmic ray hits per profile



Percentage of datation errors per profile



Percentage of star falling outside central band per profile



Percentage of saturation errors per profile

