

GOMOS Level 2 Daily Report

SUMMARY

[1. General Info](#)

[2. Summary of processed GOM_NL_2P products](#)

[3. Level 2 Quality information per product](#)

[3.1 Plot of level 2 quality information per product \(time dependant\)](#)

[3.2 Plot of level 2 quality information per product \(world map\)](#)

[4. Level 1 Quality information per product \(stored on level 2 products\)](#)

[4.1 Plot of level 1 quality information per product \(time dependant\)](#)

[4.1.1 Plot of level 1 quality information per product \(time dependant\): ASCENDING](#)

[4.1.2 Plot of level 1 quality information per product \(time dependant\): DESCENDING](#)

[4.2 Plot of level 1 quality information per product \(world map\)](#)

[4.2.1 Plot of level 1 quality information per product \(world map\): ASCENDING](#)

[4.2.2 Plot of level 1 quality information per product \(world map\): DESCENDING](#)

[5. Ozone profiles based on quality statistics and other trace gas profiles](#)

[5.1 Ozone statistics based on quality of products](#)

[5.2 Plot ozone profiles for all STD \(dark without errors\)](#)

[5.3 Plot ozone profiles where STD < 20% \(dark without errors\)](#)

[5.4. Plot ozone profiles where STD < 10% \(dark without errors\)](#)

[5.5. Plot ozone profiles where STD < 5% \(dark without errors\)](#)

[5.6 Plot NO2 profiles for all STD \(dark without errors\)](#)

[5.7 Plot NO3 profiles for all STD \(dark without errors\)](#)

[5.8 Plot H2O profiles \(only for occultations of stars 1,2,3,4,13,14,16,26,63 dark without errors\) for all STD](#)

[6. Auxiliary Data Files used for the production reported in section 2](#)

This report presents the daily analysis on parameters extracted from GOMOS level 2 data (GOM_NL__2P). It is intended to monitor some important parameters that will impact the quality of these products. A list of level 2 products (and content) that have arrived during the reporting day to the PCF is also given.

Item	Value
Time of report generation	26APR2013 13:34:05
Data source version	GOMOS/6.01
Start time of products	01-11-2009 (01NOV2009 00:00:00)
Stop time of products	02-11-2009 (02NOV2009 00:00:00)
Store outputs in DB	Yes
Nb of level 2 prods	214
Nb of prods with errors	0

2. Summary of processed GOM_NL__2P products.

Nr	Filename	UTC Start time	Limb	Duration	Star Id	Star Name	Star Mag	Star Temp	Nb Meas	Orbit	Prod. error
1	GOM_NL__2PRFIN20091101_000751_000000402083_00474_40107_7716.N1	01-NOV-2009 00:07:51	Bright	39.500	36	50Alp UMa	1.8000	6300.0	79	40107	No
2	GOM_NL__2PRFIN20091101_000927_000000372083_00474_40107_7717.N1	01-NOV-2009 00:09:27	Bright	36.500	82	48Bet UMa	2.3650	10600.	73	40107	No
3	GOM_NL__2PRFIN20091101_001308_000000392083_00474_40107_7718.N1	01-NOV-2009 00:13:08	Bright	39.000	174	52Psi UMa	3.0040	4400.0	78	40107	No
4	GOM_NL__2PRFIN20091101_002108_000000542083_00474_40107_7719.N1	01-NOV-2009 00:21:08	Bright	54.000	166	17Eps Leo	2.9800	6000.0	108	40107	No
5	GOM_NL__2PRFIN20091101_002457_000000602083_00474_40107_7720.N1	01-NOV-2009 00:24:57	Bright	59.500	22	32Alp Leo	1.3600	15200.	119	40107	No
6	GOM_NL__2PRFIN20091101_003421_000000692083_00474_40107_7721.N1	01-NOV-2009 00:34:21	Dark	68.500	48	30Alp Hya	1.9770	4100.0	137	40107	No
7	GOM_NL__2PRFIN20091101_004255_000000492083_00474_40107_7722.N1	01-NOV-2009 00:42:55	Dark	49.000	65	Lam Vel	2.2040	4400.0	98	40107	No
8	GOM_NL__2PRFIN20091101_004632_000000462083_00475_40108_7719.N1	01-NOV-2009 00:46:32	Dark	45.500	34	Gam2Vel	1.7930	23000.	91	40108	No
9	GOM_NL__2PRFIN20091101_005159_000000512083_00475_40108_7720.N1	01-NOV-2009 00:51:59	Dark	51.000	2	Alp Car	-0.73600	7000.0	102	40108	No
10	GOM_NL__2PRFIN20091101_005823_000000292083_00475_40108_7721.N1	01-NOV-2009 00:58:23	Dark	29.000	108	Alp Col	2.6520	15200.	58	40108	No
11	GOM_NL__2PRFIN20091101_011645_000000582083_00475_40108_7722.N1	01-NOV-2009 01:16:45	Twilight	58.000	94	92Alp Cet	2.5260	3100.0	116	40108	No
12	GOM_NL__2PRFIN20091101_012108_000000402083_00475_40108_7723.N1	01-NOV-2009 01:21:08	Bright	40.000	105	6Bet Ari	2.6450	8900.0	80	40108	No
13	GOM_NL__2PRFIN20091101_012533_000000402083_00475_40108_7724.N1	01-NOV-2009 01:25:33	Bright	39.500	173	4Bet Tri	3.0040	8900.0	79	40108	No
14	GOM_NL__2PRFIN20091101_012735_000000422083_00475_40108_7725.N1	01-NOV-2009 01:27:35	Bright	41.500	73	57Gam1And	2.2600	13100.	83	40108	No
15	GOM_NL__2PRFIN20091101_012857_000000462083_00475_40108_7726.N1	01-NOV-2009 01:28:57	Bright	46.000	79	26Bet Per	2.3100	13100.	92	40108	No
16	GOM_NL__2PRFIN20091101_013209_000000422083_00475_40108_7727.N1	01-NOV-2009 01:32:09	Bright	42.000	160	23Gam Per	2.9300	4700.0	84	40108	No
17	GOM_NL__2PRFIN20091101_014827_000000392083_00475_40108_7728.N1	01-NOV-2009 01:48:27	Bright	38.500	36	50Alp UMa	1.8000	6300.0	77	40108	No
18	GOM_NL__2PRFIN20091101_015003_000000382083_00475_40108_7729.N1	01-NOV-2009 01:50:03	Bright	38.000	82	48Bet UMa	2.3650	10600.	76	40108	No
19	GOM_NL__2PRFIN20091101_015344_000000392083_00475_40108_7730.N1	01-NOV-2009 01:53:44	Bright	38.500	174	52Psi UMa	3.0040	4400.0	77	40108	No
20	GOM_NL__2PRFIN20091101_020144_000000462083_00475_40108_7731.N1	01-NOV-2009 02:01:44	Bright	46.000	166	17Eps Leo	2.9800	6000.0	92	40108	No
21	GOM_NL__2PRFIN20091101_020533_000000582083_00475_40108_7732.N1	01-NOV-2009 02:05:33	Bright	58.000	22	32Alp Leo	1.3600	15200.	116	40108	No
22	GOM_NL__2PRFIN20091101_021458_000000662083_00475_40108_7733.N1	01-NOV-2009 02:14:58	Dark	66.000	48	30Alp Hya	1.9770	4100.0	132	40108	No
23	GOM_NL__2PRFIN20091101_022332_000000462083_00475_40108_7734.N1	01-NOV-2009 02:23:32	Dark	45.500	65	Lam Vel	2.2040	4400.0	91	40108	No
24	GOM_NL__2PRFIN20091101_022709_000000482083_00476_40109_7730.N1	01-NOV-2009 02:27:09	Dark	48.000	34	Gam2Vel	1.7930	23000.	96	40109	No
25	GOM_NL__2PRFIN20091101_023236_000000482083_00476_40109_7731.N1	01-NOV-2009 02:32:36	Dark	48.000	2	Alp Car	-0.73600	7000.0	96	40109	No
26	GOM_NL__2PRFIN20091101_023901_000000292083_00476_40109_7732.N1	01-NOV-2009 02:39:01	Dark	29.000	108	Alp Col	2.6520	15200.	58	40109	No
27	GOM_NL__2PRFIN20091101_025721_000000572083_00476_40109_7733.N1	01-NOV-2009 02:57:21	Twilight	56.500	94	92Alp Cet	2.5260	3100.0	113	40109	No
28	GOM_NL__2PRFIN20091101_030144_000000392083_00476_40109_7734.N1	01-NOV-2009 03:01:44	Bright	38.500	105	6Bet Ari	2.6450	8900.0	77	40109	No
29	GOM_NL__2PRFIN20091101_030609_000000392083_00476_40109_7735.N1	01-NOV-2009 03:06:09	Bright	39.000	173	4Bet Tri	3.0040	8900.0	78	40109	No
30	GOM_NL__2PRFIN20091101_030811_000000412083_00476_40109_7736.N1	01-NOV-2009 03:08:11	Bright	40.500	73	57Gam1And	2.2600	13100.	81	40109	No
31	GOM_NL__2PRFIN20091101_030932_000000452083_00476_40109_7737.N1	01-NOV-2009 03:09:32	Bright	44.500	79	26Bet Per	2.3100	13100.	89	40109	No
32	GOM_NL__2PRFIN20091101_031244_000000432083_00476_40109_7738.N1	01-NOV-2009 03:12:44	Bright	42.500	160	23Gam Per	2.9300	4700.0	85	40109	No
33	GOM_NL__2PRFIN20091101_032903_000000402083_00476_40109_7739.N1	01-NOV-2009 03:29:03	Bright	39.500	36	50Alp UMa	1.8000	6300.0	79	40109	No
34	GOM_NL__2PRFIN20091101_033039_000000382083_00476_40109_7740.N1	01-NOV-2009 03:30:39	Bright	37.500	82	48Bet UMa	2.3650	10600.	75	40109	No
35	GOM_NL__2PRFIN20091101_033420_000000482083_00476_40109_7741.N1	01-NOV-2009 03:34:20	Bright	47.500	174	52Psi UMa	3.0040	4400.0	95	40109	No
36	GOM_NL__2PRFIN20091101_034221_000000462083_00476_40109_7742.N1	01-NOV-2009 03:42:21	Bright	46.000	166	17Eps Leo	2.9800	6000.0	92	40109	No
37	GOM_NL__2PRFIN20091101_034610_000000532083_00476_40109_7743.N1	01-NOV-2009 03:46:10	Bright	53.000	22	32Alp Leo	1.3600	15200.	106	40109	No
38	GOM_NL__2PRFIN20091101_035535_000000662083_00476_40109_7744.N1	01-NOV-2009 03:55:35	Dark	66.000	48	30Alp Hya	1.9770	4100.0	132	40109	No
39	GOM_NL__2PRFIN20091101_040409_000000532083_00476_40109_7745.N1	01-NOV-2009 04:04:09	Dark	52.500	65	Lam Vel	2.2040	4400.0	105	40109	No
40	GOM_NL__2PRFIN20091101_040746_000000452083_00477_40110_7741.N1	01-NOV-2009 04:07:46	Dark	45.000	34	Gam2Vel	1.7930	23000.	90	40110	No
41	GOM_NL__2PRFIN20091101_041313_000000502083_00477_40110_7742.N1	01-NOV-2009 04:13:13	Dark	50.000	2	Alp Car	-0.73600	7000.0	100	40110	No
42	GOM_NL__2PRFIN20091101_041938_000000312083_00477_40110_7743.N1	01-NOV-2009 04:19:38	Dark	31.000	108	Alp Col	2.6520	15200.	62	40110	No

43	GOM_NL__2PRFIN20091101_043757_000000542083_00477_40110_7744.N1	01-NOV-2009 04:37:57	Twilight	53.500	94	92Alp Cet	2.5260	3100.0	107	40110	No
44	GOM_NL__2PRFIN20091101_044220_000000402083_00477_40110_7745.N1	01-NOV-2009 04:42:20	Bright	40.000	105	6Bet Ari	2.6450	8900.0	80	40110	No
45	GOM_NL__2PRFIN20091101_044645_000000402083_00477_40110_7746.N1	01-NOV-2009 04:46:45	Bright	40.000	173	4Bet Tri	3.0040	8900.0	80	40110	No
46	GOM_NL__2PRFIN20091101_045320_000000422083_00477_40110_7747.N1	01-NOV-2009 04:53:20	Bright	41.500	160	23Gam Per	2.9300	4700.0	83	40110	No
47	GOM_NL__2PRFIN20091101_050939_000000422083_00477_40110_7748.N1	01-NOV-2009 05:09:39	Bright	41.500	36	50Alp UMa	1.8000	6300.0	83	40110	No
48	GOM_NL__2PRFIN20091101_051115_000000382083_00477_40110_7749.N1	01-NOV-2009 05:11:15	Bright	37.500	82	48Bet UMa	2.3650	10600.	75	40110	No
49	GOM_NL__2PRFIN20091101_051456_000000562083_00477_40110_7750.N1	01-NOV-2009 05:14:56	Bright	56.000	174	52Psi UMa	3.0040	4400.0	112	40110	No
50	GOM_NL__2PRFIN20091101_052257_000000382083_00477_40110_7751.N1	01-NOV-2009 05:22:57	Twilight	38.000	166	17Eps Leo	2.9800	6000.0	76	40110	No
51	GOM_NL__2PRFIN20091101_052647_000000552083_00477_40110_7752.N1	01-NOV-2009 05:26:47	Bright	55.000	22	32Alp Leo	1.3600	15200.	110	40110	No
52	GOM_NL__2PRFIN20091101_053613_000000592083_00477_40110_7753.N1	01-NOV-2009 05:36:13	Dark	59.000	48	30Alp Hya	1.9770	4100.0	118	40110	No
53	GOM_NL__2PRFIN20091101_054446_000000582083_00477_40110_7754.N1	01-NOV-2009 05:44:46	Dark	58.000	65	Lam Vel	2.2040	4400.0	116	40110	No
54	GOM_NL__2PRFIN20091101_054823_000000452083_00478_40111_7752.N1	01-NOV-2009 05:48:23	Dark	45.000	34	Gam2Vel	1.7930	23000.	90	40111	No
55	GOM_NL__2PRFIN20091101_055350_000000482083_00478_40111_7753.N1	01-NOV-2009 05:53:50	Dark	47.500	2	Alp Car	-0.73600	7000.0	95	40111	No
56	GOM_NL__2PRFIN20091101_060015_000000312083_00478_40111_7754.N1	01-NOV-2009 06:00:15	Dark	31.000	108	Alp Col	2.6520	15200.	62	40111	No
57	GOM_NL__2PRFIN20091101_061832_000000542083_00478_40111_7755.N1	01-NOV-2009 06:18:32	Twilight	53.500	94	92Alp Cet	2.5260	3100.0	107	40111	No
58	GOM_NL__2PRFIN20091101_062256_000000392083_00478_40111_7756.N1	01-NOV-2009 06:22:56	Bright	38.500	105	6Bet Ari	2.6450	8900.0	77	40111	No
59	GOM_NL__2PRFIN20091101_062721_000000402083_00478_40111_7757.N1	01-NOV-2009 06:27:21	Bright	40.000	173	4Bet Tri	3.0040	8900.0	80	40111	No
60	GOM_NL__2PRFIN20091101_063356_000000422083_00478_40111_7758.N1	01-NOV-2009 06:33:56	Bright	41.500	160	23Gam Per	2.9300	4700.0	83	40111	No
61	GOM_NL__2PRFIN20091101_065014_000000392083_00478_40111_7759.N1	01-NOV-2009 06:50:14	Bright	38.500	36	50Alp UMa	1.8000	6300.0	77	40111	No
62	GOM_NL__2PRFIN20091101_065151_000000372083_00478_40111_7760.N1	01-NOV-2009 06:51:51	Bright	36.500	82	48Bet UMa	2.3650	10600.	73	40111	No
63	GOM_NL__2PRFIN20091101_065532_000000562083_00478_40111_7761.N1	01-NOV-2009 06:55:32	Bright	56.000	174	52Psi UMa	3.0040	4400.0	112	40111	No
64	GOM_NL__2PRFIN20091101_070334_000000382083_00478_40111_7762.N1	01-NOV-2009 07:03:34	Twilight	38.000	166	17Eps Leo	2.9800	6000.0	76	40111	No
65	GOM_NL__2PRFIN20091101_070723_000000602083_00478_40111_7763.N1	01-NOV-2009 07:07:23	Bright	59.500	22	32Alp Leo	1.3600	15200.	119	40111	No
66	GOM_NL__2PRFIN20091101_071650_000000592083_00478_40111_7764.N1	01-NOV-2009 07:16:50	Dark	59.000	48	30Alp Hya	1.9770	4100.0	118	40111	No
67	GOM_NL__2PRFIN20091101_072523_000000572083_00478_40111_7765.N1	01-NOV-2009 07:25:23	Dark	56.500	65	Lam Vel	2.2040	4400.0	113	40111	No
68	GOM_NL__2PRFIN20091101_072900_000000452083_00479_40112_7783.N1	01-NOV-2009 07:29:00	Dark	45.000	34	Gam2Vel	1.7930	23000.	90	40112	No
69	GOM_NL__2PRFIN20091101_073426_000000502083_00479_40112_7784.N1	01-NOV-2009 07:34:26	Dark	49.500	2	Alp Car	-0.73600	7000.0	99	40112	No
70	GOM_NL__2PRFIN20091101_074052_000000332083_00479_40112_7785.N1	01-NOV-2009 07:40:52	Dark	32.500	108	Alp Col	2.6520	15200.	65	40112	No
71	GOM_NL__2PRFIN20091101_075908_000000542083_00479_40112_7786.N1	01-NOV-2009 07:59:08	Twilight	54.000	94	92Alp Cet	2.5260	3100.0	108	40112	No
72	GOM_NL__2PRFIN20091101_080331_000000392083_00479_40112_7787.N1	01-NOV-2009 08:03:31	Bright	39.000	105	6Bet Ari	2.6450	8900.0	78	40112	No
73	GOM_NL__2PRFIN20091101_080756_000000402083_00479_40112_7788.N1	01-NOV-2009 08:07:56	Bright	39.500	173	4Bet Tri	3.0040	8900.0	79	40112	No
74	GOM_NL__2PRFIN20091101_080958_000000412083_00479_40112_7789.N1	01-NOV-2009 08:09:58	Bright	40.500	73	57Gam1And	2.2600	13100.	81	40112	No
75	GOM_NL__2PRFIN20091101_081431_000000422083_00479_40112_7790.N1	01-NOV-2009 08:14:31	Bright	41.500	160	23Gam Per	2.9300	4700.0	83	40112	No
76	GOM_NL__2PRFIN20091101_083050_000000372083_00479_40112_7791.N1	01-NOV-2009 08:30:50	Bright	37.000	36	50Alp UMa	1.8000	6300.0	74	40112	No
77	GOM_NL__2PRFIN20091101_083227_000000372083_00479_40112_7792.N1	01-NOV-2009 08:32:27	Bright	36.500	82	48Bet UMa	2.3650	10600.	73	40112	No
78	GOM_NL__2PRFIN20091101_083608_000000372083_00479_40112_7793.N1	01-NOV-2009 08:36:08	Bright	36.500	174	52Psi UMa	3.0040	4400.0	73	40112	No
79	GOM_NL__2PRFIN20091101_084410_000000302083_00479_40112_7794.N1	01-NOV-2009 08:44:10	Twilight	30.000	166	17Eps Leo	2.9800	6000.0	60	40112	No
80	GOM_NL__2PRFIN20091101_084800_000000572083_00479_40112_7795.N1	01-NOV-2009 08:48:00	Bright	56.500	22	32Alp Leo	1.3600	15200.	113	40112	No
81	GOM_NL__2PRFIN20091101_085728_000000522083_00479_40112_7796.N1	01-NOV-2009 08:57:28	Dark	52.000	48	30Alp Hya	1.9770	4100.0	104	40112	No
82	GOM_NL__2PRFIN20091101_090600_000000452083_00479_40112_7797.N1	01-NOV-2009 09:06:00	Dark	45.000	65	Lam Vel	2.2040	4400.0	90	40112	No
83	GOM_NL__2PRFIN20091101_090937_000000452083_00480_40113_7794.N1	01-NOV-2009 09:09:37	Dark	45.000	34	Gam2Vel	1.7930	23000.	90	40113	No
84	GOM_NL__2PRFIN20091101_091503_000000562083_00480_40113_7795.N1	01-NOV-2009 09:15:03	Dark	55.500	2	Alp Car	-0.73600	7000.0	111	40113	No
85	GOM_NL__2PRFIN20091101_092128_000000332083_00480_40113_7796.N1	01-NOV-2009 09:21:28	Dark	32.500	108	Alp Col	2.6520	15200.	65	40113	No
86	GOM_NL__2PRFIN20091101_093943_000000562083_00480_40113_7797.N1	01-NOV-2009 09:39:43	Twilight	56.000	94	92Alp Cet	2.5260	3100.0	112	40113	No
87	GOM_NL__2PRFIN20091101_094407_000000392083_00480_40113_7798.N1	01-NOV-2009 09:44:07	Bright	38.500	105	6Bet Ari	2.6450	8900.0	77	40113	No
88	GOM_NL__2PRFIN20091101_094832_000000572083_00480_40113_7799.N1	01-NOV-2009 09:48:32	Bright	57.000	173	4Bet Tri	3.0040	8900.0	114	40113	No
89	GOM_NL__2PRFIN20091101_095034_000000382083_00480_40113_7800.N1	01-NOV-2009 09:50:34	Bright	38.000	73	57Gam1And	2.2600	13100.	76	40113	No
90	GOM_NL__2PRFIN20091101_095507_000000412083_00480_40113_7801.N1	01-NOV-2009 09:55:07	Bright	40.500	160	23Gam Per	2.9300	4700.0	81	40113	No
91	GOM_NL__2PRFIN20091101_101126_000000422083_00480_40113_7802.N1	01-NOV-2009 10:11:26	Bright	41.500	36	50Alp UMa	1.8000	6300.0	83	40113	No
92	GOM_NL__2PRFIN20091101_101303_000000402083_00480_40113_7803.N1	01-NOV-2009 10:13:03	Bright	39.500	82	48Bet UMa	2.3650	10600.	79	40113	No
93	GOM_NL__2PRFIN20091101_101644_000000572083_00480_40113_7804.N1	01-NOV-2009 10:16:44	Bright	57.000	174	52Psi UMa	3.0040	4400.0	114	40113	No
94	GOM_NL__2PRFIN20091101_102446_000000302083_00480_40113_7805.N1	01-NOV-2009 10:24:46	Twilight	30.000	166	17Eps Leo	2.9800	6000.0	60	40113	No
95	GOM_NL__2PRFIN20091101_102836_000000582083_00480_40113_7806.N1	01-NOV-2009 10:28:36	Bright	58.000	22	32Alp Leo	1.3600	15200.	116	40113	No
96	GOM_NL__2PRFIN20091101_103805_000000522083_00480_40113_7807.N1	01-NOV-2009 10:38:05	Dark	52.000	48	30Alp Hya	1.9770	4100.0	104	40113	No
97	GOM_NL__2PRFIN20091101_104636_000000482083_00480_40113_7808.N1	01-NOV-2009 10:46:36	Dark	47.500	65	Lam Vel	2.2040	4400.0	95	40113	No
98	GOM_NL__2PRFIN20091101_105014_000000452083_00481_40114_7805.N1	01-NOV-2009 10:50:14	Dark	45.000	34	Gam2Vel	1.7930	23000.	90	40114	No
99	GOM_NL__2PRFIN20091101_105540_000000502083_00481_40114_7806.N1	01-NOV-2009 10:55:40	Dark	50.000	2	Alp Car	-0.73600	7000.0	100	40114	No
100	GOM_NL__2PRFIN20091101_110206_000000342083_00481_40114_7807.N1	01-NOV-2009 11:02:06	Dark	33.500	108	Alp Col	2.6520	15200.	67	40114	No
101	GOM_NL__2PRFIN20091101_112019_000000562083_00481_40114_7808.N1	01-NOV-2009 11:20:19	Twilight	56.000	94	92Alp Cet	2.5260	3100.0	112	40114	No

102	GOM_NL__2PRFIN20091101_112443_000000392083_00481_40114_7809.N1	01-NOV-2009 11:24:43	Bright	38.500	105	6Bet Ari	2.6450	8900.0	77	40114	No
103	GOM_NL__2PRFIN20091101_112907_000000392083_00481_40114_7810.N1	01-NOV-2009 11:29:07	Bright	38.500	173	4Bet Tri	3.0040	8900.0	77	40114	No
104	GOM_NL__2PRFIN20091101_113109_000000402083_00481_40114_7811.N1	01-NOV-2009 11:31:09	Bright	39.500	73	57Gam1And	2.2600	13100.	79	40114	No
105	GOM_NL__2PRFIN20091101_113542_000000422083_00481_40114_7812.N1	01-NOV-2009 11:35:42	Bright	42.000	160	23Gam Per	2.9300	4700.0	84	40114	No
106	GOM_NL__2PRFIN20091101_115202_000000402083_00481_40114_7813.N1	01-NOV-2009 11:52:02	Bright	40.000	36	50Alp UMa	1.8000	6300.0	80	40114	No
107	GOM_NL__2PRFIN20091101_115338_000000372083_00481_40114_7814.N1	01-NOV-2009 11:53:38	Bright	36.500	82	48Bet UMa	2.3650	10600.	73	40114	No
108	GOM_NL__2PRFIN20091101_115720_000000392083_00481_40114_7815.N1	01-NOV-2009 11:57:20	Bright	39.000	174	52Psi UMa	3.0040	4400.0	78	40114	No
109	GOM_NL__2PRFIN20091101_120601_000000512083_00481_40114_7816.N1	01-NOV-2009 12:06:01	Bright	50.500	51	41Gam1Leo	2.0100	4500.0	101	40114	No
110	GOM_NL__2PRFIN20091101_120913_000000552083_00481_40114_7817.N1	01-NOV-2009 12:09:13	Bright	55.000	22	32Alp Leo	1.3600	15200.	110	40114	No
111	GOM_NL__2PRFIN20091101_121842_000000452083_00481_40114_7818.N1	01-NOV-2009 12:18:42	Dark	45.000	48	30Alp Hya	1.9770	4100.0	90	40114	No
112	GOM_NL__2PRFIN20091101_122713_000000562083_00481_40114_7819.N1	01-NOV-2009 12:27:13	Dark	56.000	65	Lam Vel	2.2040	4400.0	112	40114	No
113	GOM_NL__2PRFIN20091101_123051_000000462083_00482_40115_7816.N1	01-NOV-2009 12:30:51	Dark	45.500	34	Gam2Vel	1.7930	23000.	91	40115	No
114	GOM_NL__2PRFIN20091101_123616_000000592083_00482_40115_7817.N1	01-NOV-2009 12:36:16	Dark	58.500	2	Alp Car	-0.73600	7000.0	117	40115	No
115	GOM_NL__2PRFIN20091101_124242_000000342083_00482_40115_7818.N1	01-NOV-2009 12:42:42	Dark	33.500	108	Alp Col	2.6520	15200.	67	40115	No
116	GOM_NL__2PRFIN20091101_130055_000000582083_00482_40115_7819.N1	01-NOV-2009 13:00:55	Tw_i_and_stray	58.000	94	92Alp Cet	2.5260	3100.0	116	40115	No
117	GOM_NL__2PRFIN20091101_130519_000000392083_00482_40115_7820.N1	01-NOV-2009 13:05:19	Bright	39.000	105	6Bet Ari	2.6450	8900.0	78	40115	No
118	GOM_NL__2PRFIN20091101_130943_000000382083_00482_40115_7821.N1	01-NOV-2009 13:09:43	Bright	37.500	173	4Bet Tri	3.0040	8900.0	75	40115	No
119	GOM_NL__2PRFIN20091101_131145_000000412083_00482_40115_7822.N1	01-NOV-2009 13:11:45	Bright	40.500	73	57Gam1And	2.2600	13100.	81	40115	No
120	GOM_NL__2PRFIN20091101_131617_000000432083_00482_40115_7823.N1	01-NOV-2009 13:16:17	Bright	42.500	160	23Gam Per	2.9300	4700.0	85	40115	No
121	GOM_NL__2PRFIN20091101_133238_000000392083_00482_40115_7824.N1	01-NOV-2009 13:32:38	Bright	39.000	36	50Alp UMa	1.8000	6300.0	78	40115	No
122	GOM_NL__2PRFIN20091101_133414_000000362083_00482_40115_7825.N1	01-NOV-2009 13:34:14	Bright	36.000	82	48Bet UMa	2.3650	10600.	72	40115	No
123	GOM_NL__2PRFIN20091101_133756_000000392083_00482_40115_7826.N1	01-NOV-2009 13:37:56	Bright	39.000	174	52Psi UMa	3.0040	4400.0	78	40115	No
124	GOM_NL__2PRFIN20091101_134638_000000502083_00482_40115_7827.N1	01-NOV-2009 13:46:38	Bright	49.500	51	41Gam1Leo	2.0100	4500.0	99	40115	No
125	GOM_NL__2PRFIN20091101_134949_000000552083_00482_40115_7828.N1	01-NOV-2009 13:49:49	Bright	55.000	22	32Alp Leo	1.3600	15200.	110	40115	No
126	GOM_NL__2PRFIN20091101_135919_000000452083_00482_40115_7829.N1	01-NOV-2009 13:59:19	Dark	45.000	48	30Alp Hya	1.9770	4100.0	90	40115	No
127	GOM_NL__2PRFIN20091101_140750_000000552083_00482_40115_7830.N1	01-NOV-2009 14:07:50	Dark	55.000	65	Lam Vel	2.2040	4400.0	110	40115	No
128	GOM_NL__2PRFIN20091101_141127_000000432083_00483_40116_7827.N1	01-NOV-2009 14:11:27	Dark	43.000	34	Gam2Vel	1.7930	23000.	86	40116	No
129	GOM_NL__2PRFIN20091101_141653_000000492083_00483_40116_7828.N1	01-NOV-2009 14:16:53	Dark	48.500	2	Alp Car	-0.73600	7000.0	97	40116	No
130	GOM_NL__2PRFIN20091101_142319_000000362083_00483_40116_7829.N1	01-NOV-2009 14:23:19	Dark	35.500	108	Alp Col	2.6520	15200.	71	40116	No
131	GOM_NL__2PRFIN20091101_144130_000000582083_00483_40116_7830.N1	01-NOV-2009 14:41:30	Tw_i_and_stray	57.500	94	92Alp Cet	2.5260	3100.0	115	40116	No
132	GOM_NL__2PRFIN20091101_144554_000000392083_00483_40116_7831.N1	01-NOV-2009 14:45:54	Bright	38.500	105	6Bet Ari	2.6450	8900.0	77	40116	No
133	GOM_NL__2PRFIN20091101_145019_000000402083_00483_40116_7832.N1	01-NOV-2009 14:50:19	Bright	39.500	173	4Bet Tri	3.0040	8900.0	79	40116	No
134	GOM_NL__2PRFIN20091101_145221_000000412083_00483_40116_7833.N1	01-NOV-2009 14:52:21	Bright	40.500	73	57Gam1And	2.2600	13100.	81	40116	No
135	GOM_NL__2PRFIN20091101_145653_000000422083_00483_40116_7834.N1	01-NOV-2009 14:56:53	Bright	41.500	160	23Gam Per	2.9300	4700.0	83	40116	No
136	GOM_NL__2PRFIN20091101_151314_000000422083_00483_40116_7835.N1	01-NOV-2009 15:13:14	Bright	41.500	36	50Alp UMa	1.8000	6300.0	83	40116	No
137	GOM_NL__2PRFIN20091101_151450_000000382083_00483_40116_7836.N1	01-NOV-2009 15:14:50	Bright	38.000	82	48Bet UMa	2.3650	10600.	76	40116	No
138	GOM_NL__2PRFIN20091101_151832_000000412083_00483_40116_7837.N1	01-NOV-2009 15:18:32	Bright	40.500	174	52Psi UMa	3.0040	4400.0	81	40116	No
139	GOM_NL__2PRFIN20091101_152714_000000512083_00483_40116_7838.N1	01-NOV-2009 15:27:14	Bright	50.500	51	41Gam1Leo	2.0100	4500.0	101	40116	No
140	GOM_NL__2PRFIN20091101_153026_000000522083_00483_40116_7839.N1	01-NOV-2009 15:30:26	Bright	51.500	22	32Alp Leo	1.3600	15200.	103	40116	No
141	GOM_NL__2PRFIN20091101_153957_000000382083_00483_40116_7840.N1	01-NOV-2009 15:39:57	Dark	38.000	48	30Alp Hya	1.9770	4100.0	76	40116	No
142	GOM_NL__2PRFIN20091101_154827_000000552083_00483_40116_7841.N1	01-NOV-2009 15:48:27	Dark	55.000	65	Lam Vel	2.2040	4400.0	110	40116	No
143	GOM_NL__2PRFIN20091101_155204_000000472083_00484_40117_7838.N1	01-NOV-2009 15:52:04	Dark	46.500	34	Gam2Vel	1.7930	23000.	93	40117	No
144	GOM_NL__2PRFIN20091101_155730_000000622083_00484_40117_7839.N1	01-NOV-2009 15:57:30	Dark	61.500	2	Alp Car	-0.73600	7000.0	123	40117	No
145	GOM_NL__2PRFIN20091101_160356_000000362083_00484_40117_7840.N1	01-NOV-2009 16:03:56	Dark	35.500	108	Alp Col	2.6520	15200.	71	40117	No
146	GOM_NL__2PRFIN20091101_162206_000000582083_00484_40117_7841.N1	01-NOV-2009 16:22:06	Tw_i_and_stray	58.000	94	92Alp Cet	2.5260	3100.0	116	40117	No
147	GOM_NL__2PRFIN20091101_162630_000000402083_00484_40117_7842.N1	01-NOV-2009 16:26:30	Bright	39.500	105	6Bet Ari	2.6450	8900.0	79	40117	No
148	GOM_NL__2PRFIN20091101_163054_000000402083_00484_40117_7843.N1	01-NOV-2009 16:30:54	Bright	39.500	173	4Bet Tri	3.0040	8900.0	79	40117	No
149	GOM_NL__2PRFIN20091101_163256_000000402083_00484_40117_7844.N1	01-NOV-2009 16:32:56	Bright	40.000	73	57Gam1And	2.2600	13100.	80	40117	No
150	GOM_NL__2PRFIN20091101_163728_000000412083_00484_40117_7845.N1	01-NOV-2009 16:37:28	Bright	40.500	160	23Gam Per	2.9300	4700.0	81	40117	No
151	GOM_NL__2PRFIN20091101_165349_000000382083_00484_40117_7846.N1	01-NOV-2009 16:53:49	Bright	38.000	36	50Alp UMa	1.8000	6300.0	76	40117	No
152	GOM_NL__2PRFIN20091101_165526_000000382083_00484_40117_7847.N1	01-NOV-2009 16:55:26	Bright	37.500	82	48Bet UMa	2.3650	10600.	75	40117	No
153	GOM_NL__2PRFIN20091101_165908_000000532083_00484_40117_7848.N1	01-NOV-2009 16:59:08	Bright	53.000	174	52Psi UMa	3.0040	4400.0	106	40117	No
154	GOM_NL__2PRFIN20091101_170751_000000492083_00484_40117_7849.N1	01-NOV-2009 17:07:51	Bright	49.000	51	41Gam1Leo	2.0100	4500.0	98	40117	No
155	GOM_NL__2PRFIN20091101_171102_000000582083_00484_40117_7850.N1	01-NOV-2009 17:11:02	Bright	58.000	22	32Alp Leo	1.3600	15200.	116	40117	No
156	GOM_NL__2PRFIN20091101_172034_000000382083_00484_40117_7851.N1	01-NOV-2009 17:20:34	Dark	38.000	48	30Alp Hya	1.9770	4100.0	76	40117	No
157	GOM_NL__2PRFIN20091101_172903_000000532083_00484_40117_7852.N1	01-NOV-2009 17:29:03	Dark	52.500	65	Lam Vel	2.2040	4400.0	105	40117	No
158	GOM_NL__2PRFIN20091101_173241_000000432083_00485_40118_7849.N1	01-NOV-2009 17:32:41	Dark	43.000	34	Gam2Vel	1.7930	23000.	86	40118	No
159	GOM_NL__2PRFIN20091101_173806_000000512083_00485_40118_7850.N1	01-NOV-2009 17:38:06	Dark	50.500	2	Alp Car	-0.73600	7000.0	101	40118	No
160	GOM_NL__2PRFIN20091101_174433_000000382083_00485_40118_7851.N1	01-NOV-2009 17:44:33	Dark	37.500	108	Alp Col	2.6520	15200.	75	40118	No

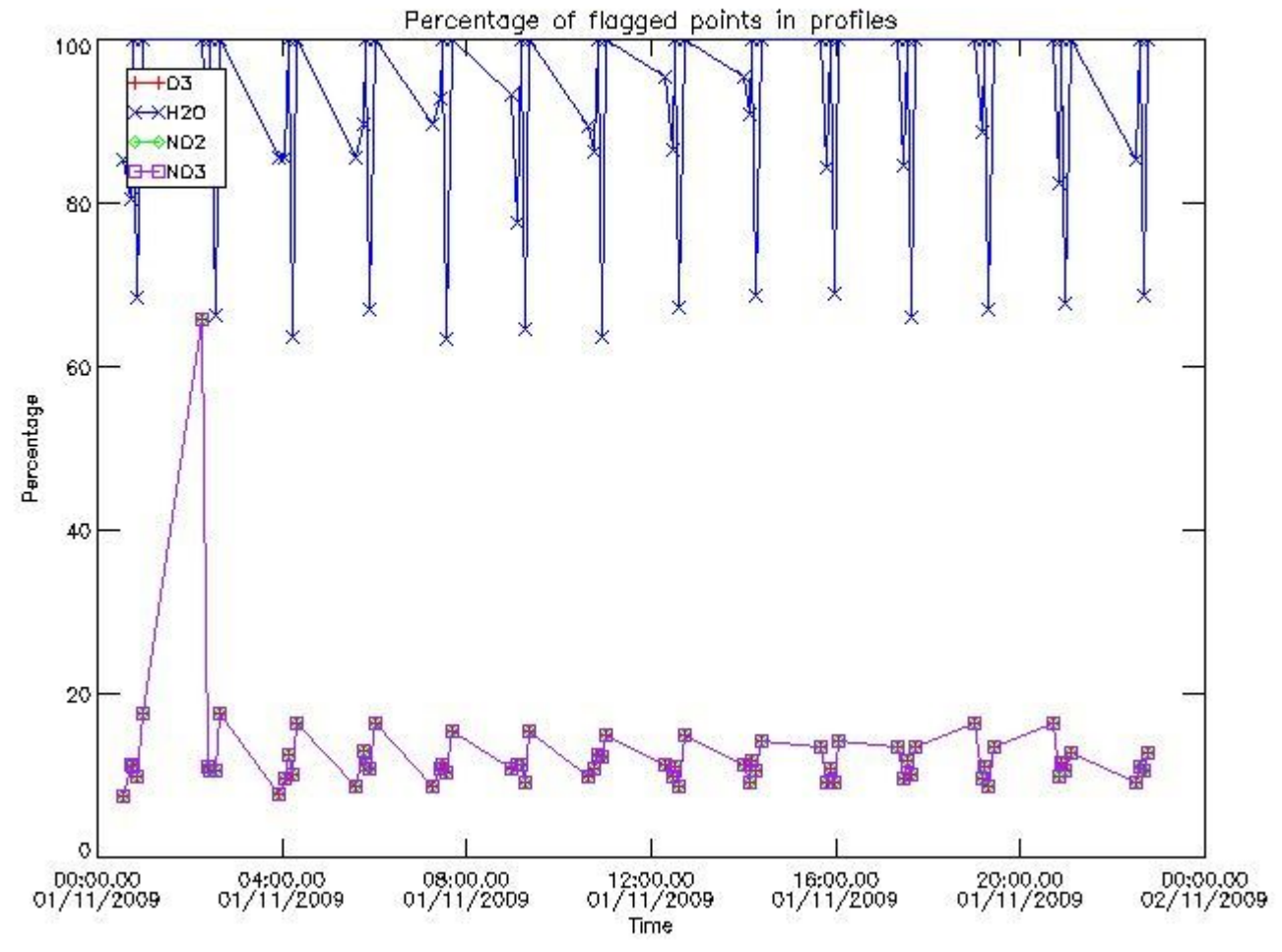
161	GOM_NL__2PRFIN20091101_180242_000000562083_00485_40118_7852.N1	01-NOV-2009 18:02:42	Twilight	56.000	94	92Alp Cet	2.5260	3100.0	112	40118	No
162	GOM_NL__2PRFIN20091101_180706_000000392083_00485_40118_7853.N1	01-NOV-2009 18:07:06	Bright	39.000	105	6Bet Ari	2.6450	8900.0	78	40118	No
163	GOM_NL__2PRFIN20091101_181130_000000392083_00485_40118_7854.N1	01-NOV-2009 18:11:30	Bright	38.500	173	4Bet Tri	3.0040	8900.0	77	40118	No
164	GOM_NL__2PRFIN20091101_181332_000000402083_00485_40118_7855.N1	01-NOV-2009 18:13:32	Bright	39.500	73	57Gam1And	2.2600	13100.	79	40118	No
165	GOM_NL__2PRFIN20091101_181804_000000402083_00485_40118_7856.N1	01-NOV-2009 18:18:04	Bright	40.000	160	23Gam Per	2.9300	4700.0	80	40118	No
166	GOM_NL__2PRFIN20091101_183425_000000552083_00485_40118_7857.N1	01-NOV-2009 18:34:25	Bright	55.000	36	50Alp UMa	1.8000	6300.0	110	40118	No
167	GOM_NL__2PRFIN20091101_183602_000000382083_00485_40118_7858.N1	01-NOV-2009 18:36:02	Bright	38.000	82	48Bet UMa	2.3650	10600.	76	40118	No
168	GOM_NL__2PRFIN20091101_183944_000000572083_00485_40118_7859.N1	01-NOV-2009 18:39:44	Bright	57.000	174	52Psi UMa	3.0040	4400.0	114	40118	No
169	GOM_NL__2PRFIN20091101_184827_000000522083_00485_40118_7860.N1	01-NOV-2009 18:48:27	Bright	52.000	51	41Gam1Leo	2.0100	4500.0	104	40118	No
170	GOM_NL__2PRFIN20091101_185139_000000602083_00485_40118_7861.N1	01-NOV-2009 18:51:39	Bright	60.000	22	32Alp Leo	1.3600	15200.	120	40118	No
171	GOM_NL__2PRFIN20091101_190111_000000312083_00485_40118_7862.N1	01-NOV-2009 19:01:11	Dark	31.000	48	30Alp Hya	1.9770	4100.0	62	40118	No
172	GOM_NL__2PRFIN20091101_190940_000000542083_00485_40118_7863.N1	01-NOV-2009 19:09:40	Dark	53.500	65	Lam Vel	2.2040	4400.0	107	40118	No
173	GOM_NL__2PRFIN20091101_191318_000000462083_00486_40119_7860.N1	01-NOV-2009 19:13:18	Dark	46.000	34	Gam2Vel	1.7930	23000.	92	40119	No
174	GOM_NL__2PRFIN20091101_191843_000000602083_00486_40119_7861.N1	01-NOV-2009 19:18:43	Dark	59.500	2	Alp Car	-0.73600	7000.0	119	40119	No
175	GOM_NL__2PRFIN20091101_192510_000000382083_00486_40119_7862.N1	01-NOV-2009 19:25:10	Dark	37.500	108	Alp Col	2.6520	15200.	75	40119	No
176	GOM_NL__2PRFIN20091101_194317_000000612083_00486_40119_7863.N1	01-NOV-2009 19:43:17	Twilight	61.000	94	92Alp Cet	2.5260	3100.0	122	40119	No
177	GOM_NL__2PRFIN20091101_194742_000000392083_00486_40119_7864.N1	01-NOV-2009 19:47:42	Bright	39.000	105	6Bet Ari	2.6450	8900.0	78	40119	No
178	GOM_NL__2PRFIN20091101_195206_000000572083_00486_40119_7865.N1	01-NOV-2009 19:52:06	Bright	57.000	173	4Bet Tri	3.0040	8900.0	114	40119	No
179	GOM_NL__2PRFIN20091101_195408_000000562083_00486_40119_7866.N1	01-NOV-2009 19:54:08	Bright	56.000	73	57Gam1And	2.2600	13100.	112	40119	No
180	GOM_NL__2PRFIN20091101_195839_000000402083_00486_40119_7867.N1	01-NOV-2009 19:58:39	Bright	40.000	160	23Gam Per	2.9300	4700.0	80	40119	No
181	GOM_NL__2PRFIN20091101_201501_000000542083_00486_40119_7868.N1	01-NOV-2009 20:15:01	Bright	53.500	36	50Alp UMa	1.8000	6300.0	107	40119	No
182	GOM_NL__2PRFIN20091101_201638_000000502083_00486_40119_7869.N1	01-NOV-2009 20:16:38	Bright	50.000	82	48Bet UMa	2.3650	10600.	100	40119	No
183	GOM_NL__2PRFIN20091101_202020_000000572083_00486_40119_7870.N1	01-NOV-2009 20:20:20	Bright	57.000	174	52Psi UMa	3.0040	4400.0	114	40119	No
184	GOM_NL__2PRFIN20091101_202903_000000532083_00486_40119_7871.N1	01-NOV-2009 20:29:03	Bright	52.500	51	41Gam1Leo	2.0100	4500.0	105	40119	No
185	GOM_NL__2PRFIN20091101_203216_000000582083_00486_40119_7872.N1	01-NOV-2009 20:32:16	Bright	57.500	22	32Alp Leo	1.3600	15200.	115	40119	No
186	GOM_NL__2PRFIN20091101_204149_000000312083_00486_40119_7873.N1	01-NOV-2009 20:41:49	Dark	31.000	48	30Alp Hya	1.9770	4100.0	62	40119	No
187	GOM_NL__2PRFIN20091101_205017_000000572083_00486_40119_7874.N1	01-NOV-2009 20:50:17	Dark	57.000	65	Lam Vel	2.2040	4400.0	114	40119	No
188	GOM_NL__2PRFIN20091101_205355_000000442083_00487_40120_7871.N1	01-NOV-2009 20:53:55	Dark	44.000	34	Gam2Vel	1.7930	23000.	88	40120	No
189	GOM_NL__2PRFIN20091101_205920_000000492083_00487_40120_7872.N1	01-NOV-2009 20:59:20	Dark	48.500	2	Alp Car	-0.73600	7000.0	97	40120	No
190	GOM_NL__2PRFIN20091101_210547_000000402083_00487_40120_7873.N1	01-NOV-2009 21:05:47	Dark	40.000	108	Alp Col	2.6520	15200.	80	40120	No
191	GOM_NL__2PRFIN20091101_212353_000000542083_00487_40120_7874.N1	01-NOV-2009 21:23:53	Twilight	54.000	94	92Alp Cet	2.5260	3100.0	108	40120	No
192	GOM_NL__2PRFIN20091101_212818_000000392083_00487_40120_7875.N1	01-NOV-2009 21:28:18	Bright	39.000	105	6Bet Ari	2.6450	8900.0	78	40120	No
193	GOM_NL__2PRFIN20091101_213241_000000392083_00487_40120_7876.N1	01-NOV-2009 21:32:41	Bright	39.000	173	4Bet Tri	3.0040	8900.0	78	40120	No
194	GOM_NL__2PRFIN20091101_213444_000000382083_00487_40120_7877.N1	01-NOV-2009 21:34:44	Bright	37.500	73	57Gam1And	2.2600	13100.	75	40120	No
195	GOM_NL__2PRFIN20091101_213914_000000422083_00487_40120_7878.N1	01-NOV-2009 21:39:14	Bright	41.500	160	23Gam Per	2.9300	4700.0	83	40120	No
196	GOM_NL__2PRFIN20091101_215537_000000412083_00487_40120_7879.N1	01-NOV-2009 21:55:37	Bright	41.000	36	50Alp UMa	1.8000	6300.0	82	40120	No
197	GOM_NL__2PRFIN20091101_215714_000000382083_00487_40120_7880.N1	01-NOV-2009 21:57:14	Bright	37.500	82	48Bet UMa	2.3650	10600.	75	40120	No
198	GOM_NL__2PRFIN20091101_220056_000000402083_00487_40120_7881.N1	01-NOV-2009 22:00:56	Bright	40.000	174	52Psi UMa	3.0040	4400.0	80	40120	No
199	GOM_NL__2PRFIN20091101_220940_000000512083_00487_40120_7882.N1	01-NOV-2009 22:09:40	Bright	50.500	51	41Gam1Leo	2.0100	4500.0	101	40120	No
200	GOM_NL__2PRFIN20091101_221252_000000592083_00487_40120_7883.N1	01-NOV-2009 22:12:52	Bright	59.000	22	32Alp Leo	1.3600	15200.	118	40120	No
201	GOM_NL__2PRFIN20091101_223054_000000552083_00487_40120_7884.N1	01-NOV-2009 22:30:54	Dark	55.000	65	Lam Vel	2.2040	4400.0	110	40120	No
202	GOM_NL__2PRFIN20091101_223432_000000462083_00488_40121_7882.N1	01-NOV-2009 22:34:32	Dark	46.000	34	Gam2Vel	1.7930	23000.	92	40121	No
203	GOM_NL__2PRFIN20091101_223957_000000492083_00488_40121_7883.N1	01-NOV-2009 22:39:57	Dark	48.500	2	Alp Car	-0.73600	7000.0	97	40121	No
204	GOM_NL__2PRFIN20091101_224624_000000402083_00488_40121_7884.N1	01-NOV-2009 22:46:24	Dark	40.000	108	Alp Col	2.6520	15200.	80	40121	No
205	GOM_NL__2PRFIN20091101_230428_000000582083_00488_40121_7885.N1	01-NOV-2009 23:04:28	Twilight	58.000	94	92Alp Cet	2.5260	3100.0	116	40121	No
206	GOM_NL__2PRFIN20091101_230853_000000372083_00488_40121_7886.N1	01-NOV-2009 23:08:53	Bright	37.000	105	6Bet Ari	2.6450	8900.0	74	40121	No
207	GOM_NL__2PRFIN20091101_231317_000000382083_00488_40121_7887.N1	01-NOV-2009 23:13:17	Bright	37.500	173	4Bet Tri	3.0040	8900.0	75	40121	No
208	GOM_NL__2PRFIN20091101_231519_000000372083_00488_40121_7888.N1	01-NOV-2009 23:15:19	Bright	36.500	73	57Gam1And	2.2600	13100.	73	40121	No
209	GOM_NL__2PRFIN20091101_231950_000000422083_00488_40121_7889.N1	01-NOV-2009 23:19:50	Bright	41.500	160	23Gam Per	2.9300	4700.0	83	40121	No
210	GOM_NL__2PRFIN20091101_233613_000000392083_00488_40121_7890.N1	01-NOV-2009 23:36:13	Bright	39.000	36	50Alp UMa	1.8000	6300.0	78	40121	No
211	GOM_NL__2PRFIN20091101_233749_000000372083_00488_40121_7891.N1	01-NOV-2009 23:37:49	Bright	36.500	82	48Bet UMa	2.3650	10600.	73	40121	No
212	GOM_NL__2PRFIN20091101_234132_000000462083_00488_40121_7892.N1	01-NOV-2009 23:41:32	Bright	45.500	174	52Psi UMa	3.0040	4400.0	91	40121	No
213	GOM_NL__2PRFIN20091101_235016_000000692083_00488_40121_7893.N1	01-NOV-2009 23:50:16	Bright	69.000	51	41Gam1Leo	2.0100	4500.0	138	40121	No
214	GOM_NL__2PRFIN20091101_235329_000000562083_00488_40121_7894.N1	01-NOV-2009 23:53:29	Bright	55.500	22	32Alp Leo	1.3600	15200.	111	40121	No

3. Quality information per product

In this section it is plotted some information contained in the Quality Summary data set of

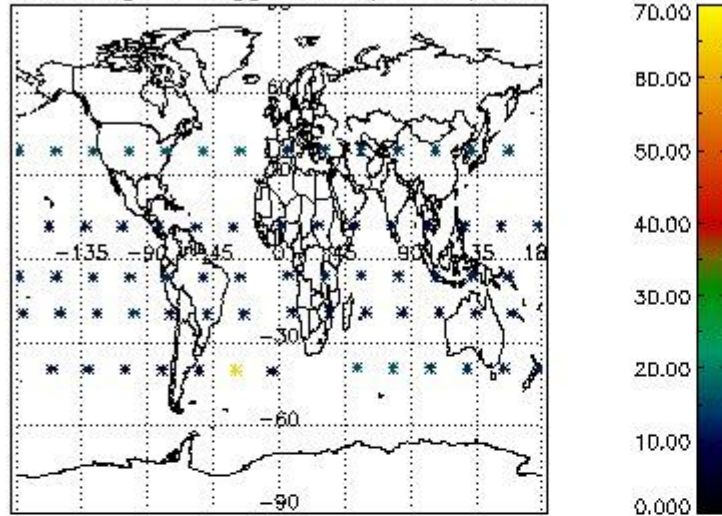
the level 2 products. Only products in dark limb conditions and without errors (error flag in the MPH set to "0") are used.

3.1 Plot quality information per product (time dependant)

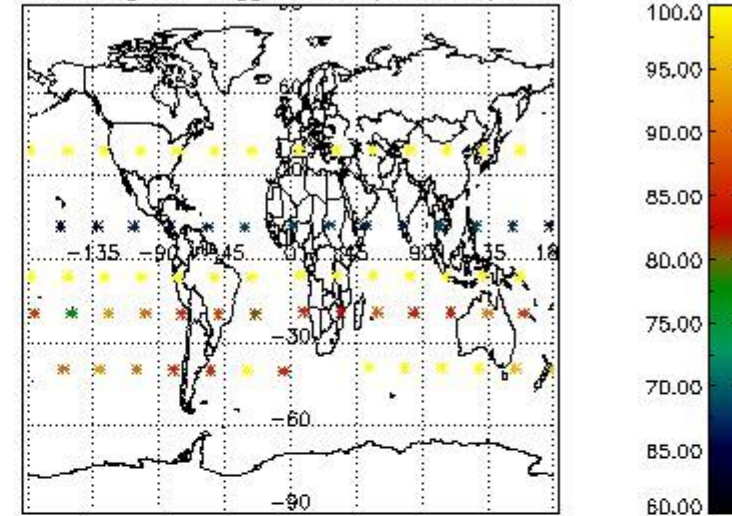


3.2 Plot quality information per product (world map)

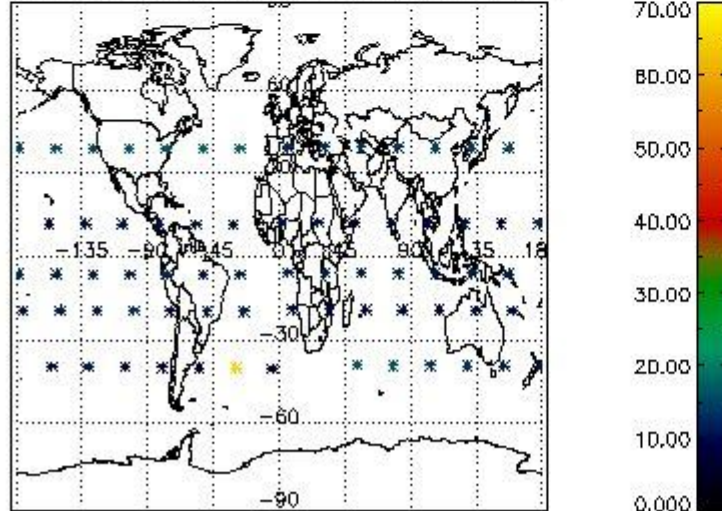
Percentage of flagged data per O3 profile



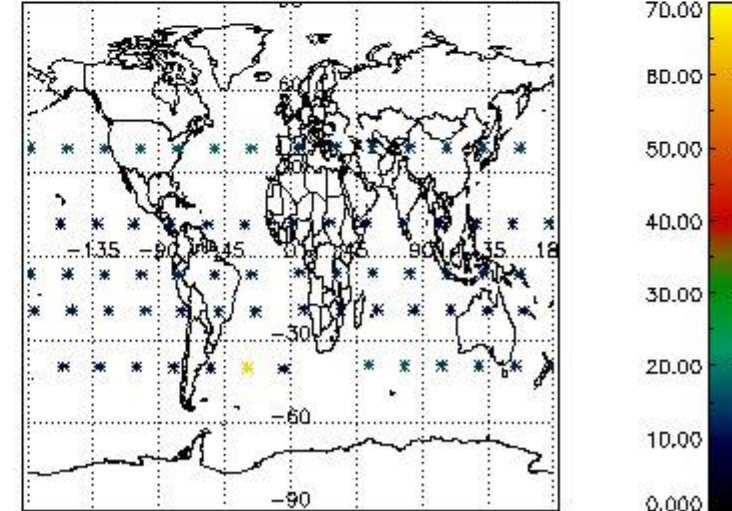
Percentage of flagged data per H2O profile



Percentage of flagged data per NO2 profile



Percentage of flagged data per NO3 profile

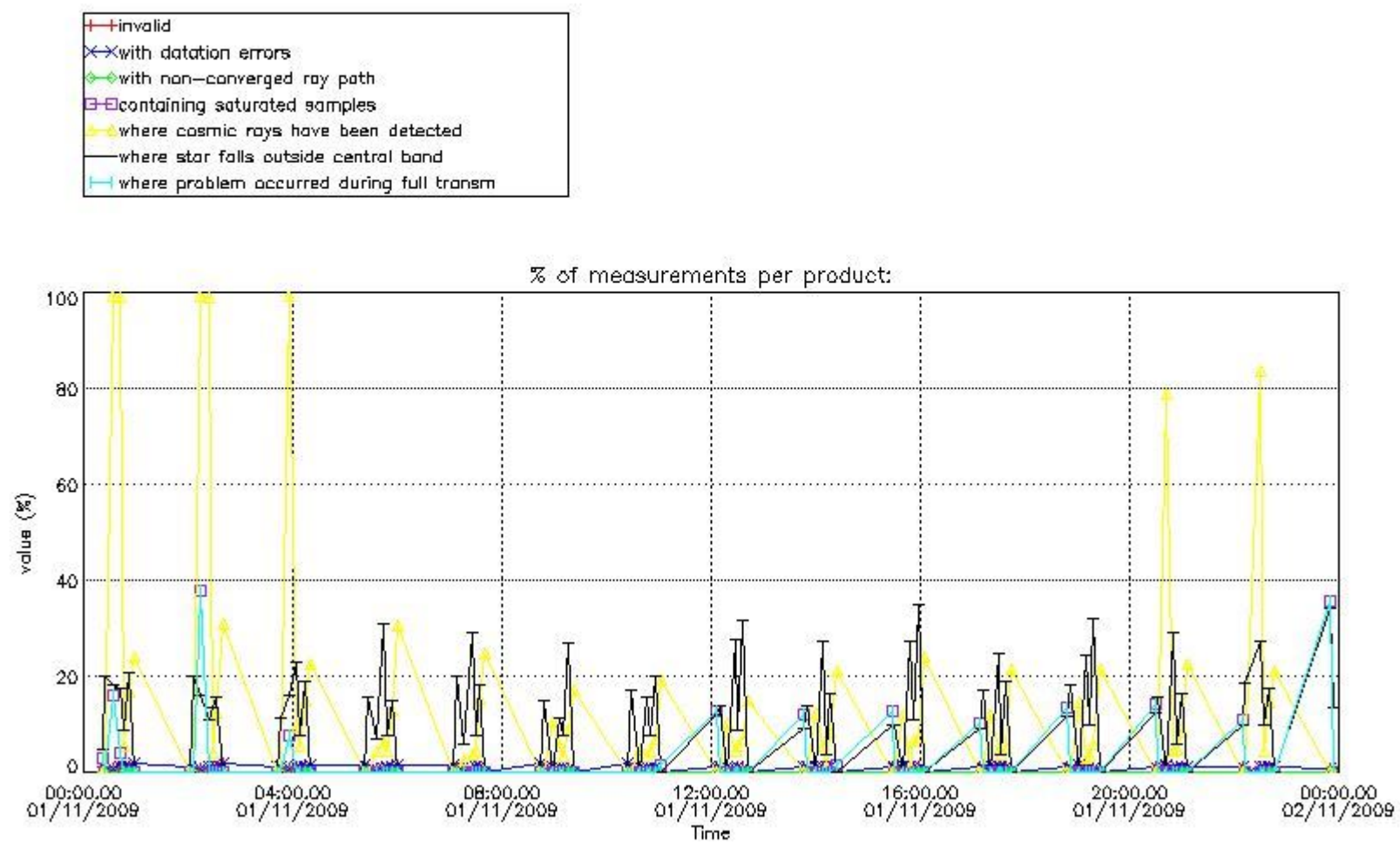


4. Level 1 quality information per product

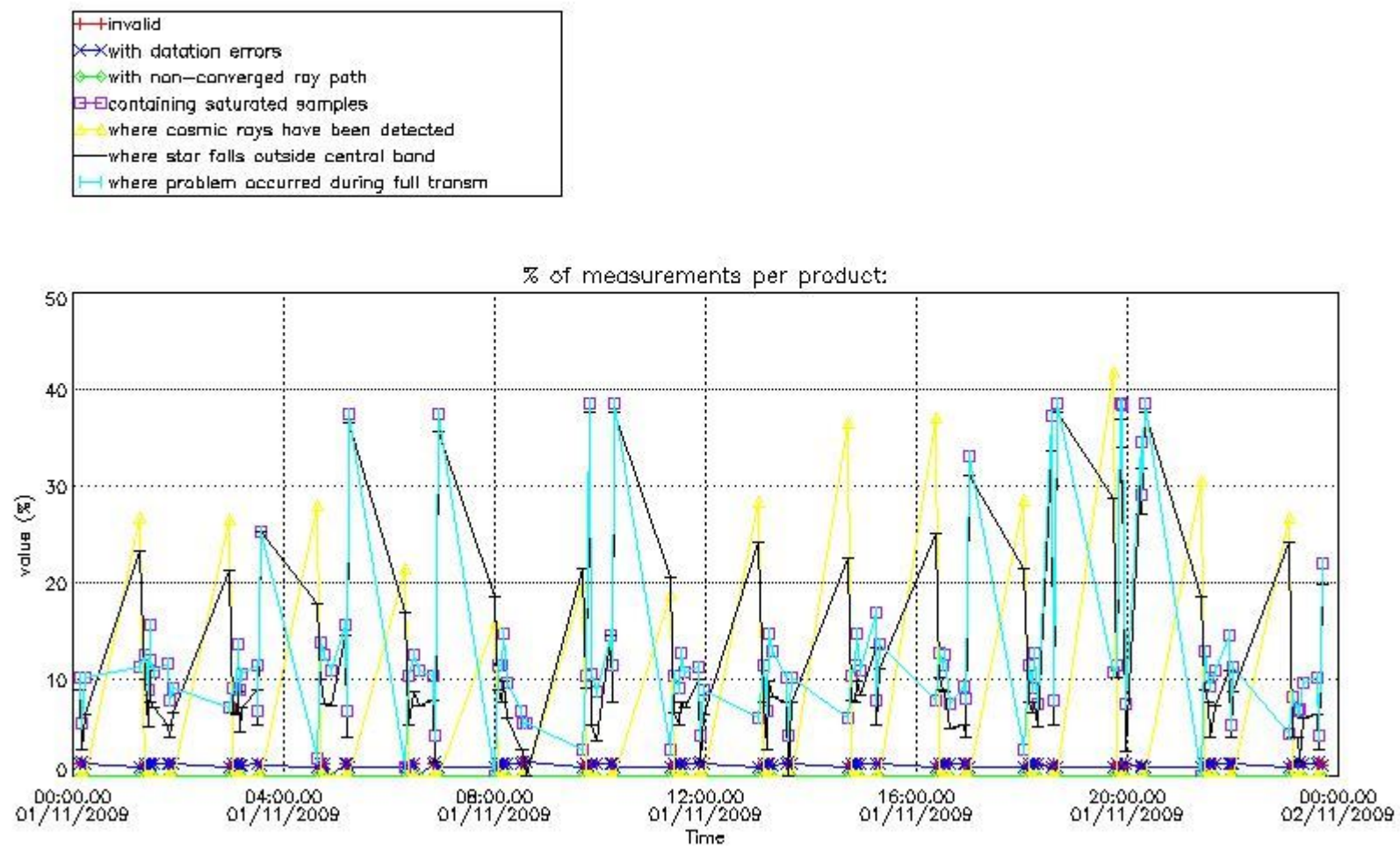
In this section it is plotted some information contained in the Quality Summary data set of the level 2 products that comes from the level 1b processing. Products without errors (error flag in the MPH set to "0") are used.

4.1 Plot quality information per product (time dependant) coming from level 1b processing

4.1.1 Plot level 1 quality information per product (time dependant): ENVISAT ASCENDING passes



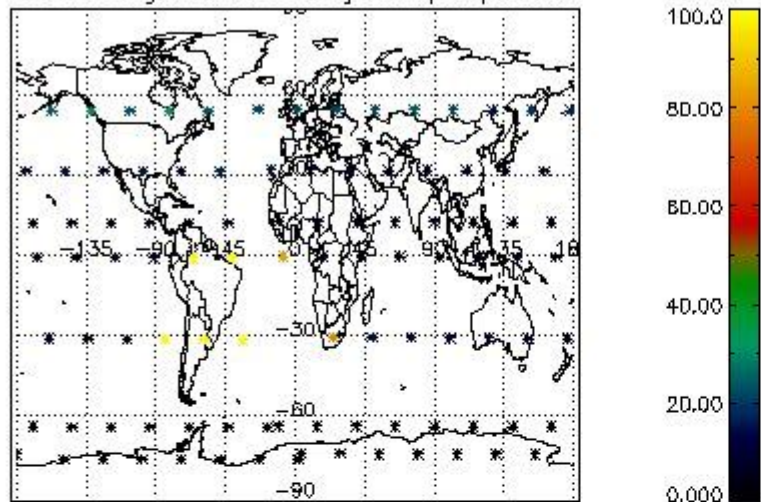
4.1.2 Plot level 1 quality information per product (time dependant): ENVISAT DESCENDING passes



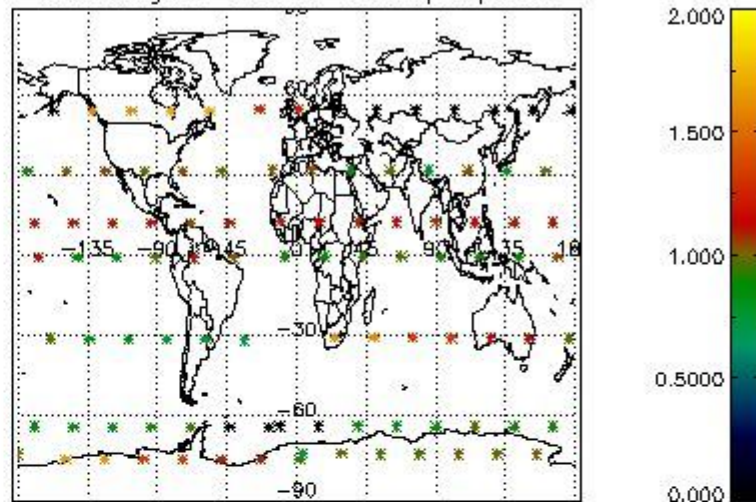
4.2 Plot quality information per product coming from level 1b processing (world map)

4.2.1 Plot level 1 quality information per product (world map): ENVISAT ASCENDING passes

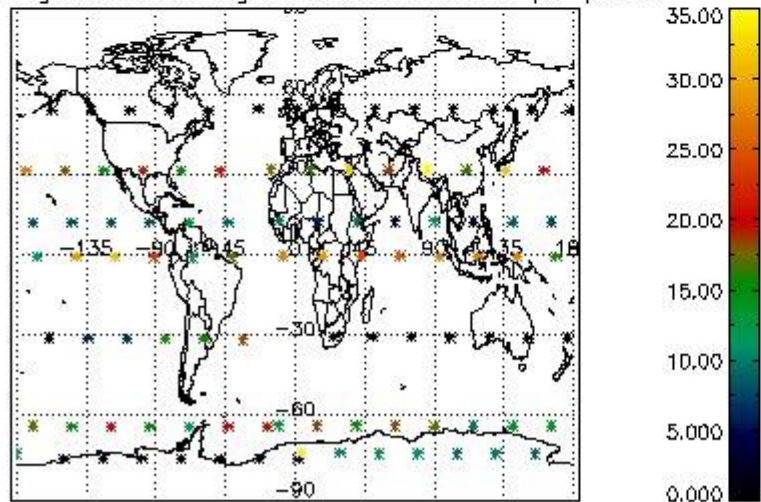
Percentage of cosmic ray hits per profile



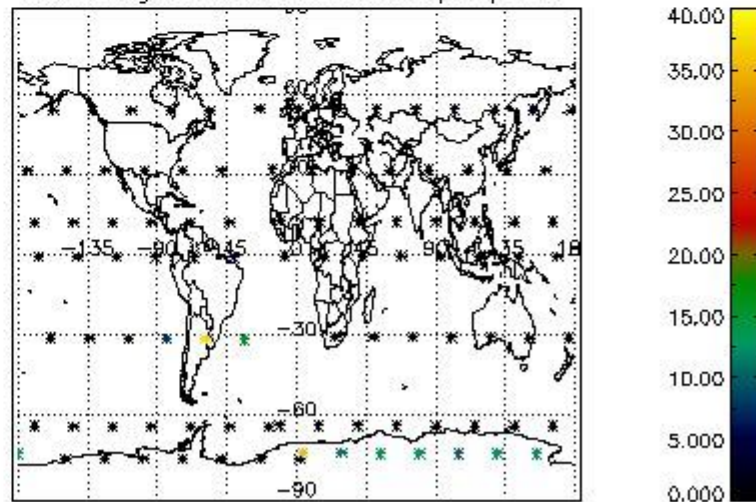
Percentage of datation errors per profile



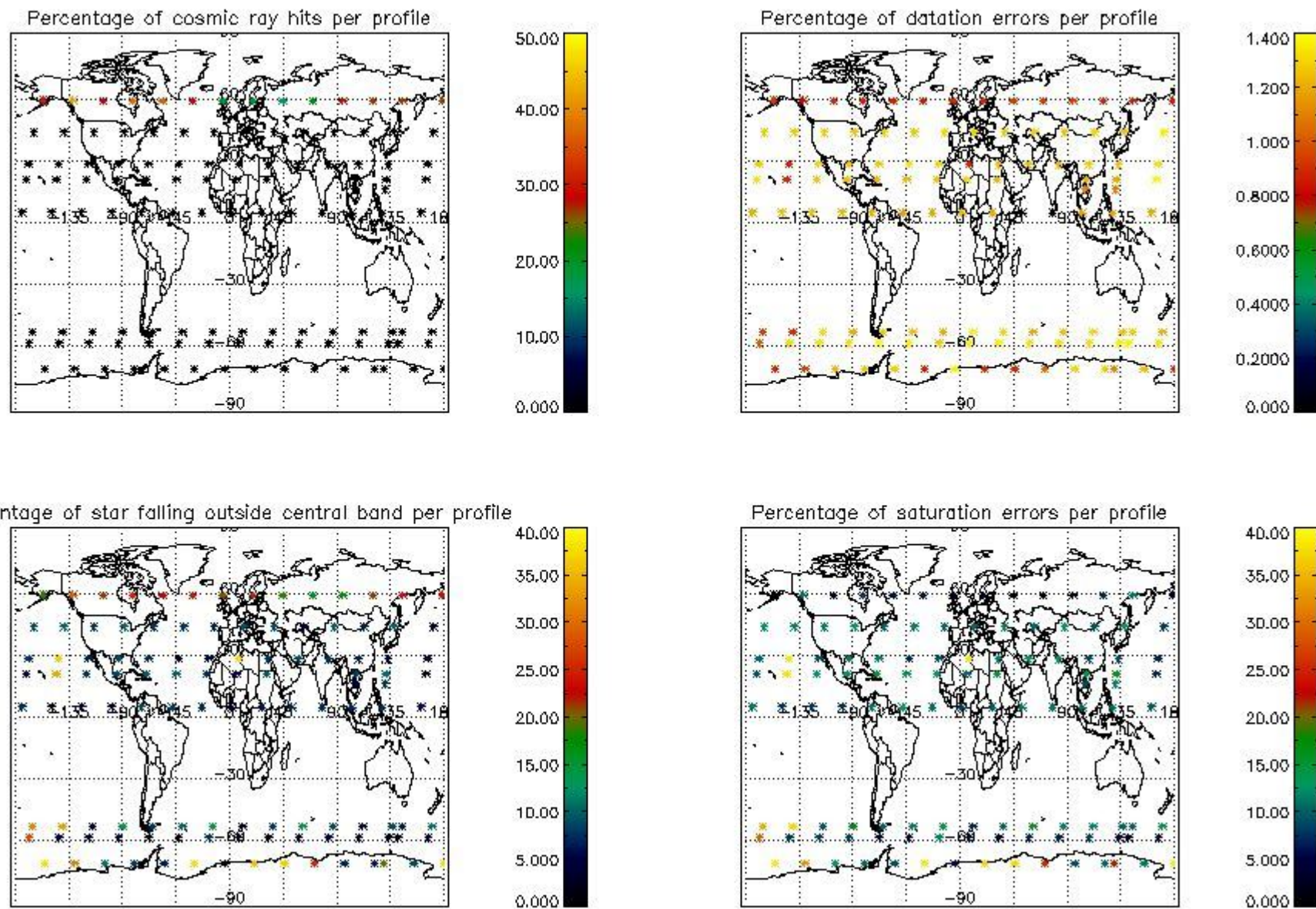
Percentage of star falling outside central band per profile



Percentage of saturation errors per profile



4.2.2 Plot level 1 quality information per product (world map): ENVISAT DESCENDING passes



5. Trace gas profiles

5.1 Ozone statistics based on quality of products

The final quality of the products can be "measured" using the STD (Standard Deviation) attached to every point profile. This information is written to the parameter GOM_NL__2P/NL_LOCAL_SPECIES_DENSITY/o3_std of the level 2 products. The table below shows the statistics for given STD ranges.

The statistics are given with respect to the overall valid production:

- Products without fatal errors: GOM_NL__2P/MPH/PRODUCT_ERR=0
- Valid point profile: GOM_NL__2P/NL_LOCAL_SPECIES_DENSITY/pcd(0)=0

The 'Criteria' is applied to valid points of dark limb products:

- Products in dark limb illumination condition: GOM_NL__2P/NL_SUMMARY_QUALITY/obs_ill_cond=0
- Products without fatal errors: GOM_NL__2P/MPH/PRODUCT_ERR=0
- Valid point profile: GOM_NL__2P/NL_LOCAL_SPECIES_DENSITY/pcd(0)=0

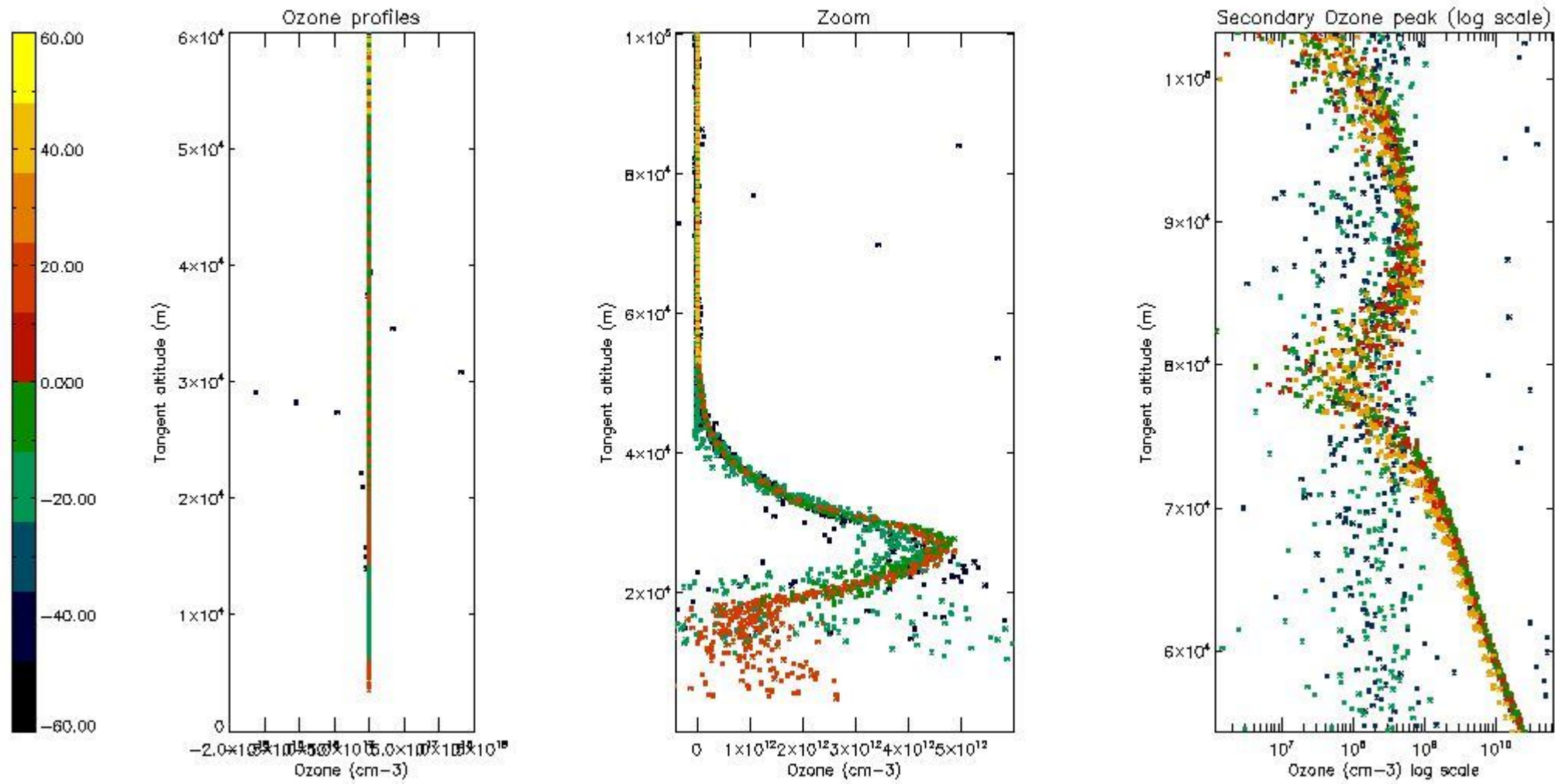
So, the table below shows the percentage of dark limb and valid observations for each criteria with respect to the overall valid daily observations.

Criteria	% of total production
All STD	34
STD < 20	15

STD < 10	12
STD < 5	8

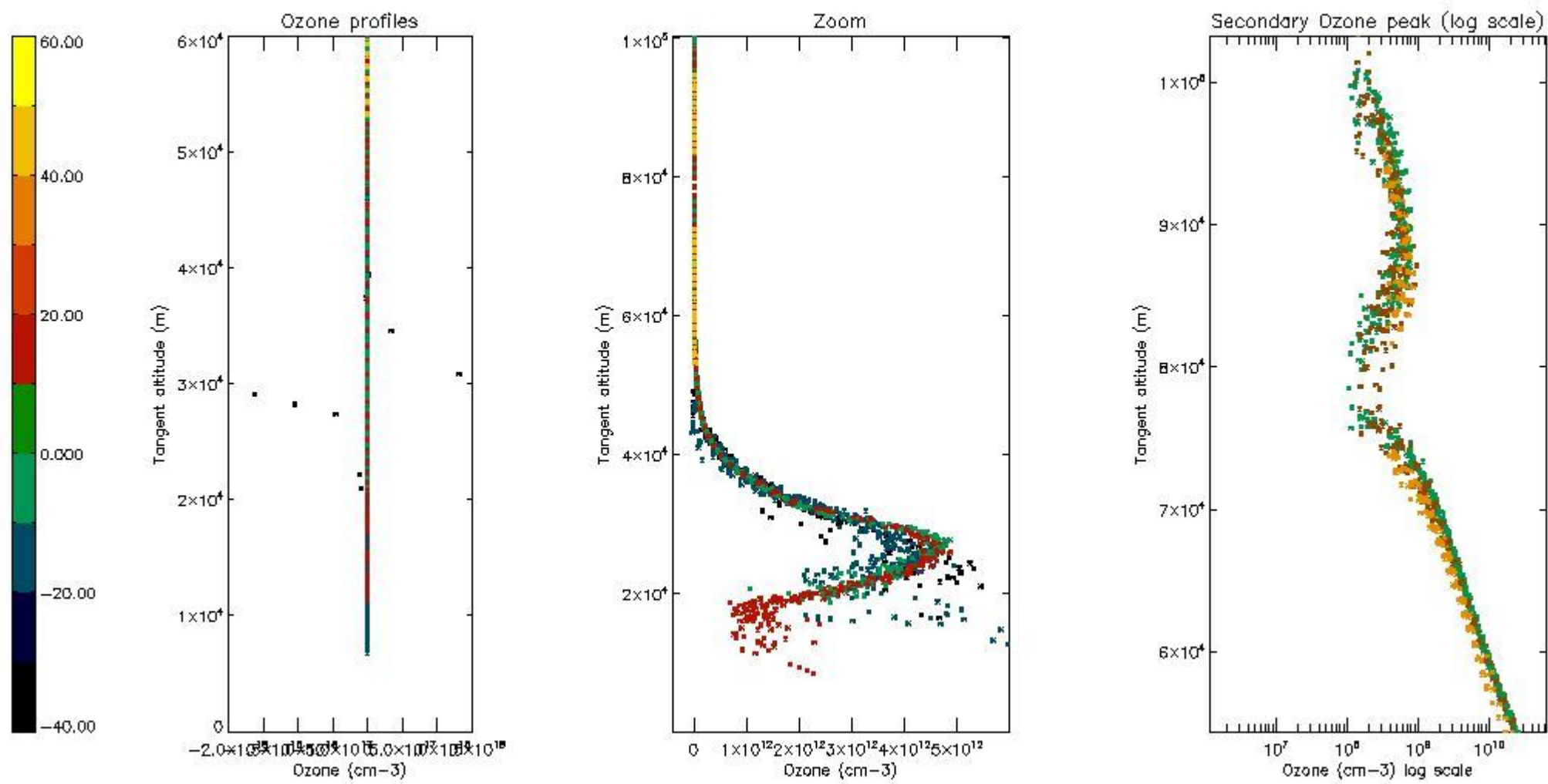
5.2 Plot ozone profiles for all STD (dark without errors)

The colorbar represents the latitude.



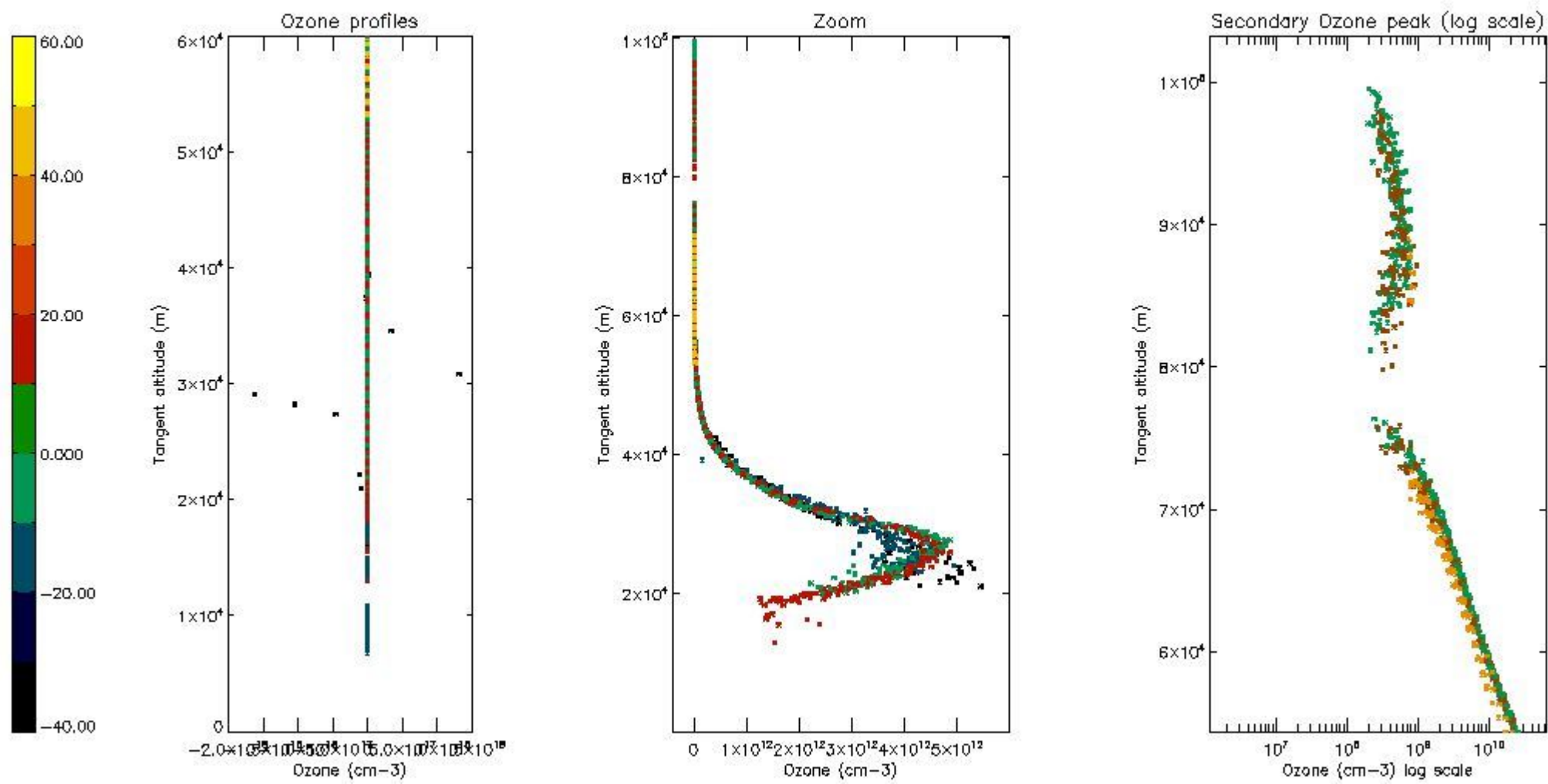
5.3 Plot ozone profiles where STD < 20% (dark without errors)

The colorbar represents the latitude.



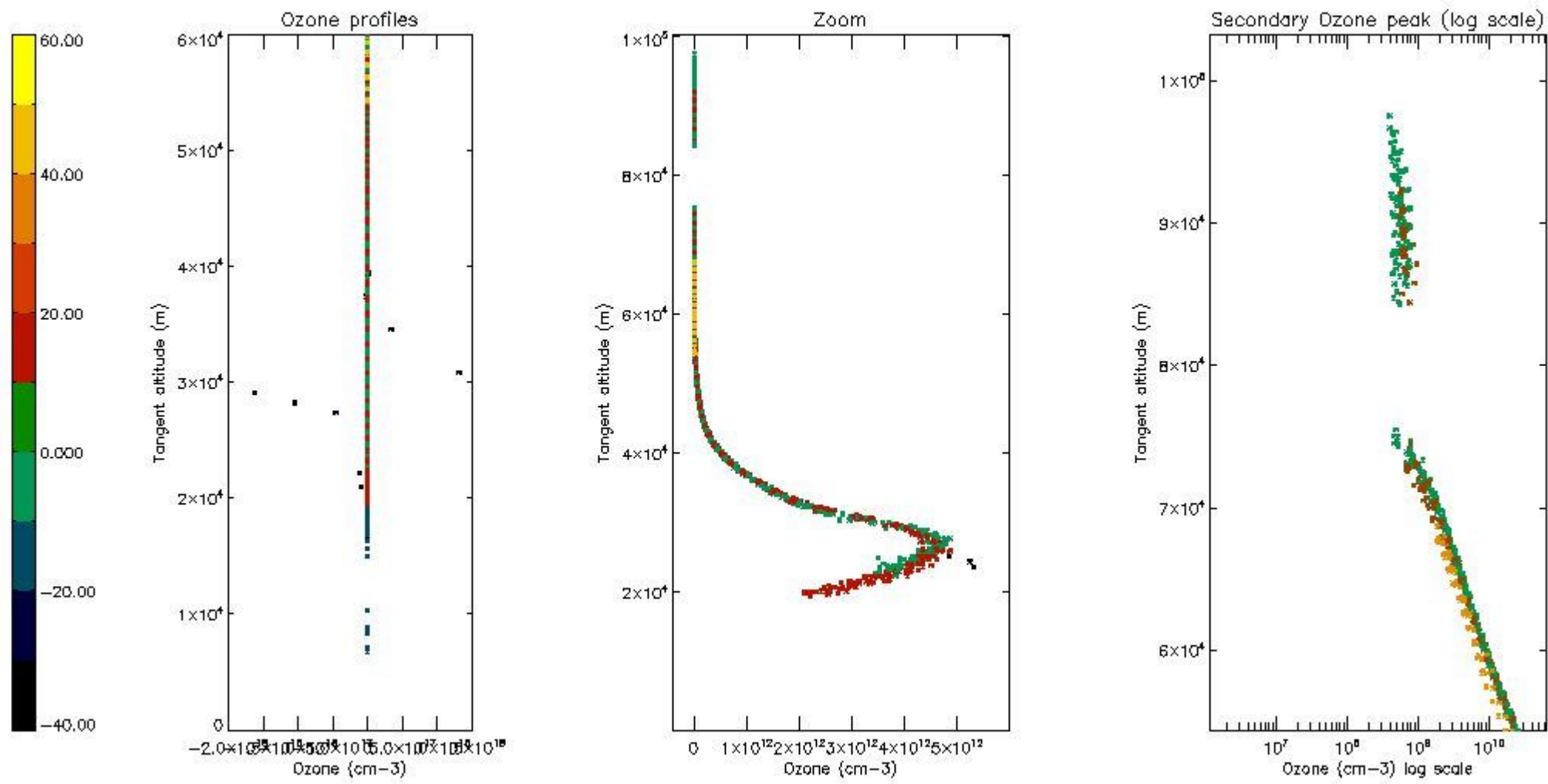
5.4 Plot ozone profiles where STD < 10% (dark without errors)

The colorbar represents the latitude.



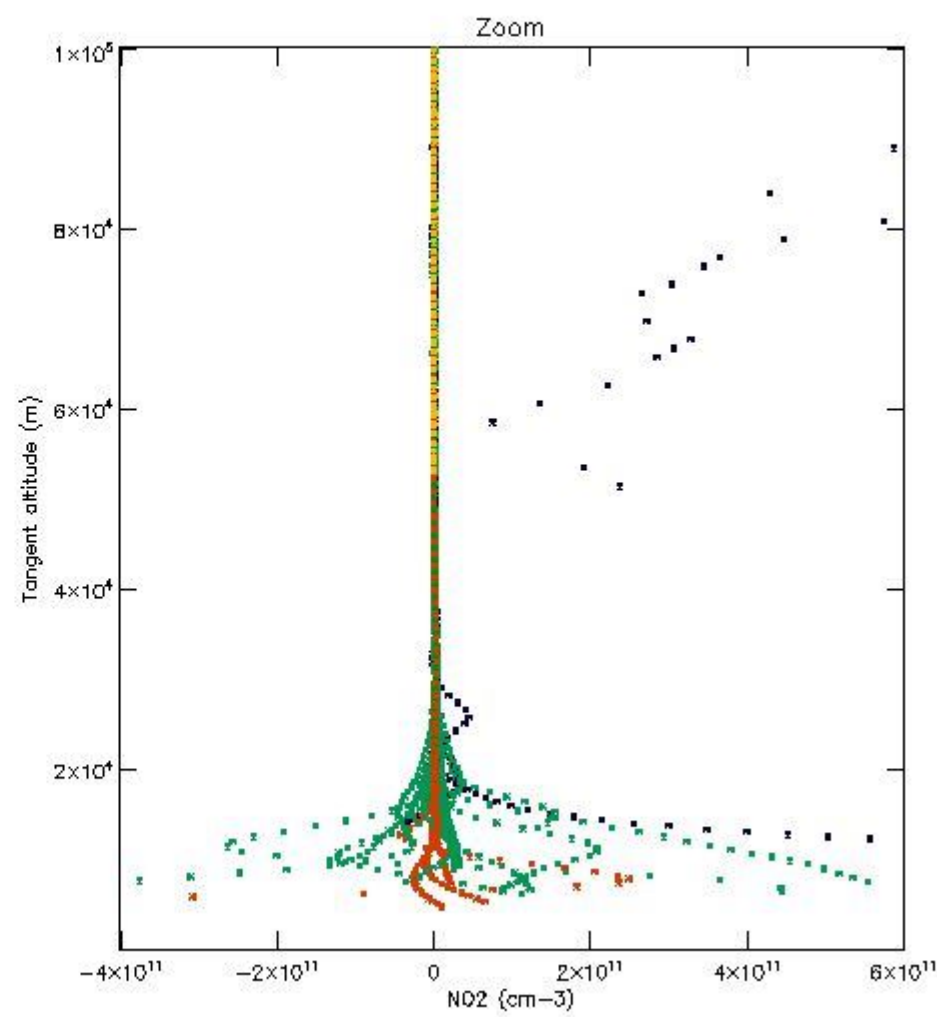
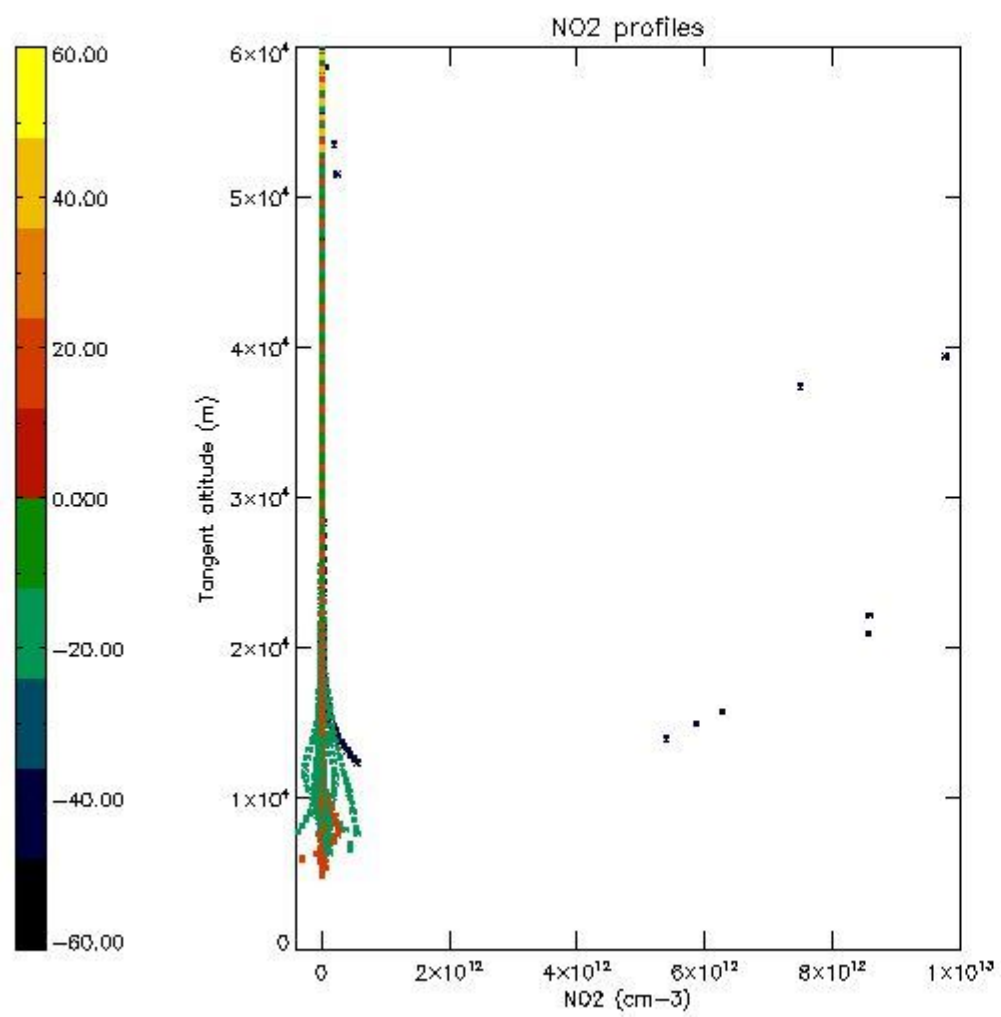
5.5 Plot ozone profiles where STD < 5% (dark without errors)

The colorbar represents the latitude.



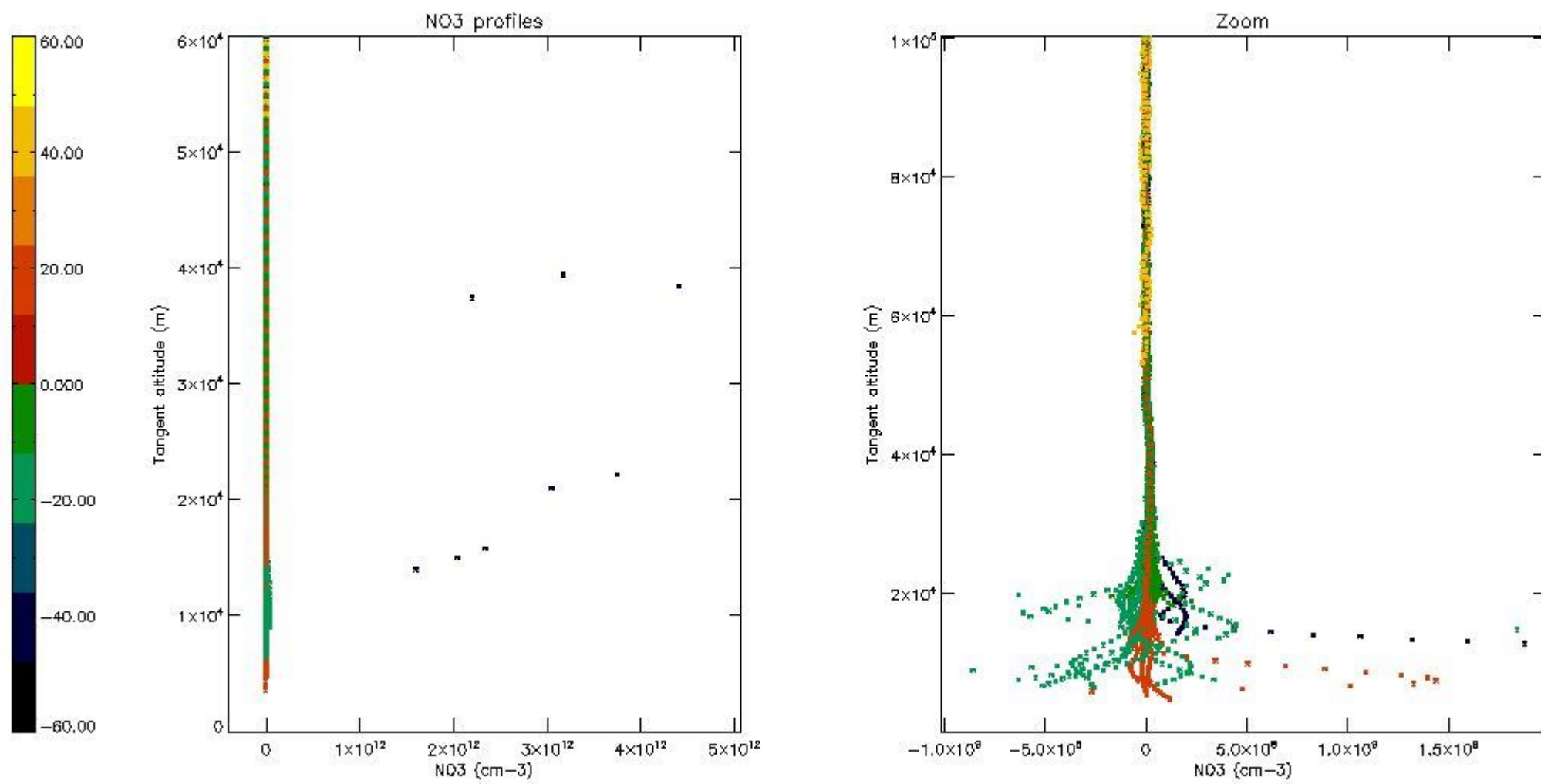
5.6 Plot NO₂ profiles for all STD (dark without errors)

The colorbar represents the latitude.



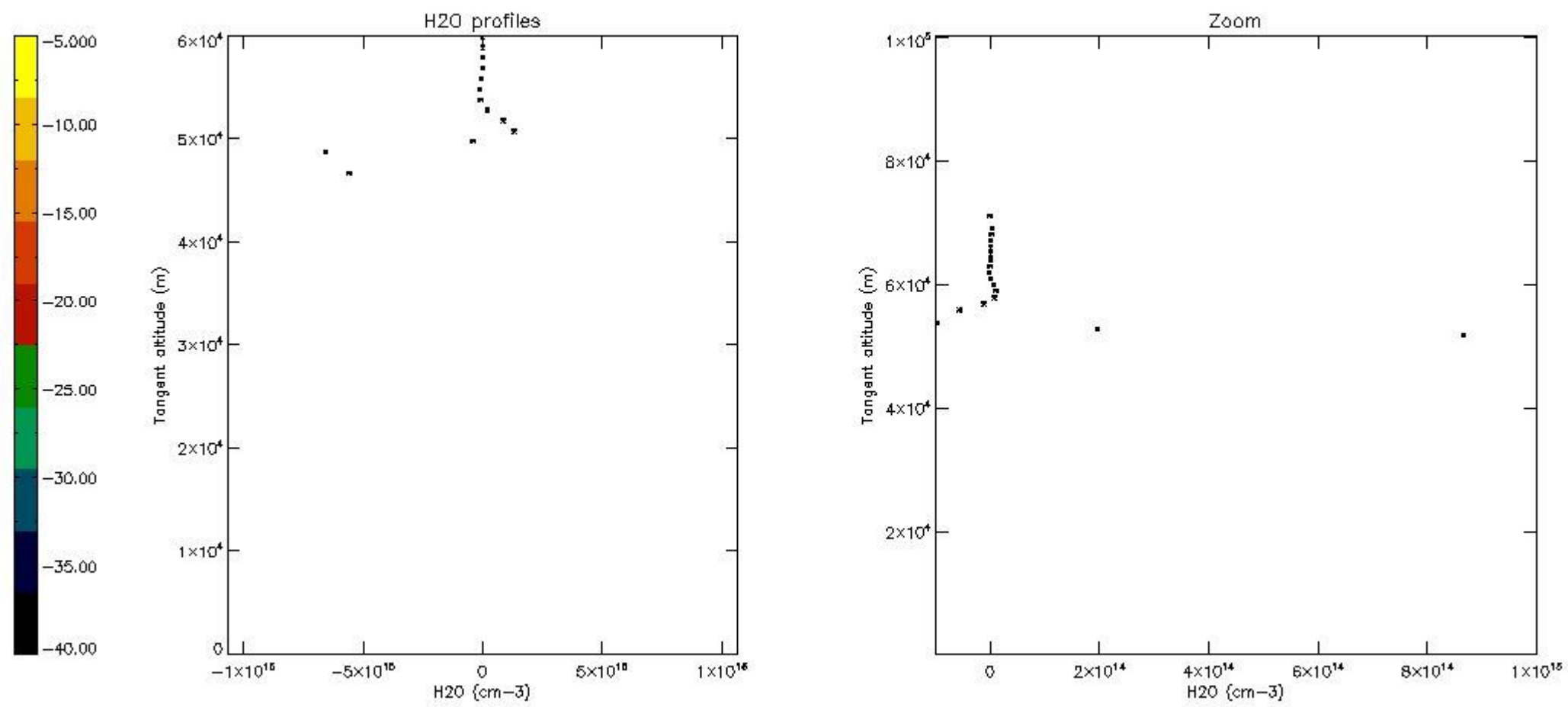
5.7 Plot NO3 profiles for all STD (dark without errors)

The colorbar represents the latitude.



5.8 Plot H2O profiles for all STD (only for occultations of stars 1,2,3,4,13,14,16,26,63 dark without errors)

The colorbar represents the latitude.



6. Auxiliary Data Files used for the production reported in section 2

The number reported in the third column indicates since which file (see list in section 2) the corresponding auxiliary file has been used. The fourth column is the date of those product files.

Type	Auxiliary Filename	Used since product	Used since product date
INST_PHYS_CHARACTERISTICS	GOM_INS_AXVIEC20091111_143220_20030716_120000_20500101_000000	1	01-NOV-2009 00:07:51
LEVEL-2_PROC_CONFIG	GOM_PR2_AXVIEC20091111_152718_20020301_000000_20500101_000000	1	01-NOV-2009 00:07:51
CROSS_SECTIONS_FILE	GOM_CRS_AXVIEC20091111_154832_20020301_000000_20500101_000000	1	01-NOV-2009 00:07:51

GOMOS Level 2 Daily Report

SUMMARY

[1. General Info](#)

[2. Summary of processed GOM_NL_2P products](#)

[3. Level 2 Quality information per product](#)

[3.1 Plot of level 2 quality information per product \(time dependant\)](#)

[3.2 Plot of level 2 quality information per product \(world map\)](#)

[4. Level 1 Quality information per product \(stored on level 2 products\)](#)

[4.1 Plot of level 1 quality information per product \(time dependant\)](#)

[4.1.1 Plot of level 1 quality information per product \(time dependant\): ASCENDING](#)

[4.1.2 Plot of level 1 quality information per product \(time dependant\): DESCENDING](#)

[4.2 Plot of level 1 quality information per product \(world map\)](#)

[4.2.1 Plot of level 1 quality information per product \(world map\): ASCENDING](#)

[4.2.2 Plot of level 1 quality information per product \(world map\): DESCENDING](#)

[5. Ozone profiles based on quality statistics and other trace gas profiles](#)

[5.1 Ozone statistics based on quality of products](#)

[5.2 Plot ozone profiles for all STD \(dark without errors\)](#)

[5.3 Plot ozone profiles where STD < 20% \(dark without errors\)](#)

[5.4. Plot ozone profiles where STD < 10% \(dark without errors\)](#)

[5.5. Plot ozone profiles where STD < 5% \(dark without errors\)](#)

[5.6 Plot NO2 profiles for all STD \(dark without errors\)](#)

[5.7 Plot NO3 profiles for all STD \(dark without errors\)](#)

[5.8 Plot H2O profiles \(only for occultations of stars 1,2,3,4,13,14,16,26,63 dark without errors\) for all STD](#)

[6. Auxiliary Data Files used for the production reported in section 2](#)

This report presents the daily analysis on parameters extracted from GOMOS level 2 data (GOM_NL__2P). It is intended to monitor some important parameters that will impact the quality of these products. A list of level 2 products (and content) that have arrived during the reporting day to the PCF is also given.

Item	Value
Time of report generation	26APR2013 13:34:05
Data source version	GOMOS/6.01
Start time of products	01-11-2009 (01NOV2009 00:00:00)
Stop time of products	02-11-2009 (02NOV2009 00:00:00)
Store outputs in DB	Yes
Nb of level 2 prods	214
Nb of prods with errors	0

2. Summary of processed GOM_NL__2P products.

Nr	Filename	UTC Start time	Limb	Duration	Star Id	Star Name	Star Mag	Star Temp	Nb Meas	Orbit	Prod. error
1	GOM_NL__2PRFIN20091101_000751_000000402083_00474_40107_7716.N1	01-NOV-2009 00:07:51	Bright	39.500	36	50Alp UMa	1.8000	6300.0	79	40107	No
2	GOM_NL__2PRFIN20091101_000927_000000372083_00474_40107_7717.N1	01-NOV-2009 00:09:27	Bright	36.500	82	48Bet UMa	2.3650	10600.	73	40107	No
3	GOM_NL__2PRFIN20091101_001308_000000392083_00474_40107_7718.N1	01-NOV-2009 00:13:08	Bright	39.000	174	52Psi UMa	3.0040	4400.0	78	40107	No
4	GOM_NL__2PRFIN20091101_002108_000000542083_00474_40107_7719.N1	01-NOV-2009 00:21:08	Bright	54.000	166	17Eps Leo	2.9800	6000.0	108	40107	No
5	GOM_NL__2PRFIN20091101_002457_000000602083_00474_40107_7720.N1	01-NOV-2009 00:24:57	Bright	59.500	22	32Alp Leo	1.3600	15200.	119	40107	No
6	GOM_NL__2PRFIN20091101_003421_000000692083_00474_40107_7721.N1	01-NOV-2009 00:34:21	Dark	68.500	48	30Alp Hya	1.9770	4100.0	137	40107	No
7	GOM_NL__2PRFIN20091101_004255_000000492083_00474_40107_7722.N1	01-NOV-2009 00:42:55	Dark	49.000	65	Lam Vel	2.2040	4400.0	98	40107	No
8	GOM_NL__2PRFIN20091101_004632_000000462083_00475_40108_7719.N1	01-NOV-2009 00:46:32	Dark	45.500	34	Gam2Vel	1.7930	23000.	91	40108	No
9	GOM_NL__2PRFIN20091101_005159_000000512083_00475_40108_7720.N1	01-NOV-2009 00:51:59	Dark	51.000	2	Alp Car	-0.73600	7000.0	102	40108	No
10	GOM_NL__2PRFIN20091101_005823_000000292083_00475_40108_7721.N1	01-NOV-2009 00:58:23	Dark	29.000	108	Alp Col	2.6520	15200.	58	40108	No
11	GOM_NL__2PRFIN20091101_011645_000000582083_00475_40108_7722.N1	01-NOV-2009 01:16:45	Twilight	58.000	94	92Alp Cet	2.5260	3100.0	116	40108	No
12	GOM_NL__2PRFIN20091101_012108_000000402083_00475_40108_7723.N1	01-NOV-2009 01:21:08	Bright	40.000	105	6Bet Ari	2.6450	8900.0	80	40108	No
13	GOM_NL__2PRFIN20091101_012533_000000402083_00475_40108_7724.N1	01-NOV-2009 01:25:33	Bright	39.500	173	4Bet Tri	3.0040	8900.0	79	40108	No
14	GOM_NL__2PRFIN20091101_012735_000000422083_00475_40108_7725.N1	01-NOV-2009 01:27:35	Bright	41.500	73	57Gam1And	2.2600	13100.	83	40108	No
15	GOM_NL__2PRFIN20091101_012857_000000462083_00475_40108_7726.N1	01-NOV-2009 01:28:57	Bright	46.000	79	26Bet Per	2.3100	13100.	92	40108	No
16	GOM_NL__2PRFIN20091101_013209_000000422083_00475_40108_7727.N1	01-NOV-2009 01:32:09	Bright	42.000	160	23Gam Per	2.9300	4700.0	84	40108	No
17	GOM_NL__2PRFIN20091101_014827_000000392083_00475_40108_7728.N1	01-NOV-2009 01:48:27	Bright	38.500	36	50Alp UMa	1.8000	6300.0	77	40108	No
18	GOM_NL__2PRFIN20091101_015003_000000382083_00475_40108_7729.N1	01-NOV-2009 01:50:03	Bright	38.000	82	48Bet UMa	2.3650	10600.	76	40108	No
19	GOM_NL__2PRFIN20091101_015344_000000392083_00475_40108_7730.N1	01-NOV-2009 01:53:44	Bright	38.500	174	52Psi UMa	3.0040	4400.0	77	40108	No
20	GOM_NL__2PRFIN20091101_020144_000000462083_00475_40108_7731.N1	01-NOV-2009 02:01:44	Bright	46.000	166	17Eps Leo	2.9800	6000.0	92	40108	No
21	GOM_NL__2PRFIN20091101_020533_000000582083_00475_40108_7732.N1	01-NOV-2009 02:05:33	Bright	58.000	22	32Alp Leo	1.3600	15200.	116	40108	No
22	GOM_NL__2PRFIN20091101_021458_000000662083_00475_40108_7733.N1	01-NOV-2009 02:14:58	Dark	66.000	48	30Alp Hya	1.9770	4100.0	132	40108	No
23	GOM_NL__2PRFIN20091101_022332_000000462083_00475_40108_7734.N1	01-NOV-2009 02:23:32	Dark	45.500	65	Lam Vel	2.2040	4400.0	91	40108	No
24	GOM_NL__2PRFIN20091101_022709_000000482083_00476_40109_7730.N1	01-NOV-2009 02:27:09	Dark	48.000	34	Gam2Vel	1.7930	23000.	96	40109	No
25	GOM_NL__2PRFIN20091101_023236_000000482083_00476_40109_7731.N1	01-NOV-2009 02:32:36	Dark	48.000	2	Alp Car	-0.73600	7000.0	96	40109	No
26	GOM_NL__2PRFIN20091101_023901_000000292083_00476_40109_7732.N1	01-NOV-2009 02:39:01	Dark	29.000	108	Alp Col	2.6520	15200.	58	40109	No
27	GOM_NL__2PRFIN20091101_025721_000000572083_00476_40109_7733.N1	01-NOV-2009 02:57:21	Twilight	56.500	94	92Alp Cet	2.5260	3100.0	113	40109	No
28	GOM_NL__2PRFIN20091101_030144_000000392083_00476_40109_7734.N1	01-NOV-2009 03:01:44	Bright	38.500	105	6Bet Ari	2.6450	8900.0	77	40109	No
29	GOM_NL__2PRFIN20091101_030609_000000392083_00476_40109_7735.N1	01-NOV-2009 03:06:09	Bright	39.000	173	4Bet Tri	3.0040	8900.0	78	40109	No
30	GOM_NL__2PRFIN20091101_030811_000000412083_00476_40109_7736.N1	01-NOV-2009 03:08:11	Bright	40.500	73	57Gam1And	2.2600	13100.	81	40109	No
31	GOM_NL__2PRFIN20091101_030932_000000452083_00476_40109_7737.N1	01-NOV-2009 03:09:32	Bright	44.500	79	26Bet Per	2.3100	13100.	89	40109	No
32	GOM_NL__2PRFIN20091101_031244_000000432083_00476_40109_7738.N1	01-NOV-2009 03:12:44	Bright	42.500	160	23Gam Per	2.9300	4700.0	85	40109	No
33	GOM_NL__2PRFIN20091101_032903_000000402083_00476_40109_7739.N1	01-NOV-2009 03:29:03	Bright	39.500	36	50Alp UMa	1.8000	6300.0	79	40109	No
34	GOM_NL__2PRFIN20091101_033039_000000382083_00476_40109_7740.N1	01-NOV-2009 03:30:39	Bright	37.500	82	48Bet UMa	2.3650	10600.	75	40109	No
35	GOM_NL__2PRFIN20091101_033420_000000482083_00476_40109_7741.N1	01-NOV-2009 03:34:20	Bright	47.500	174	52Psi UMa	3.0040	4400.0	95	40109	No
36	GOM_NL__2PRFIN20091101_034221_000000462083_00476_40109_7742.N1	01-NOV-2009 03:42:21	Bright	46.000	166	17Eps Leo	2.9800	6000.0	92	40109	No
37	GOM_NL__2PRFIN20091101_034610_000000532083_00476_40109_7743.N1	01-NOV-2009 03:46:10	Bright	53.000	22	32Alp Leo	1.3600	15200.	106	40109	No
38	GOM_NL__2PRFIN20091101_035535_000000662083_00476_40109_7744.N1	01-NOV-2009 03:55:35	Dark	66.000	48	30Alp Hya	1.9770	4100.0	132	40109	No
39	GOM_NL__2PRFIN20091101_040409_000000532083_00476_40109_7745.N1	01-NOV-2009 04:04:09	Dark	52.500	65	Lam Vel	2.2040	4400.0	105	40109	No
40	GOM_NL__2PRFIN20091101_040746_000000452083_00477_40110_7741.N1	01-NOV-2009 04:07:46	Dark	45.000	34	Gam2Vel	1.7930	23000.	90	40110	No
41	GOM_NL__2PRFIN20091101_041313_000000502083_00477_40110_7742.N1	01-NOV-2009 04:13:13	Dark	50.000	2	Alp Car	-0.73600	7000.0	100	40110	No
42	GOM_NL__2PRFIN20091101_041938_000000312083_00477_40110_7743.N1	01-NOV-2009 04:19:38	Dark	31.000	108	Alp Col	2.6520	15200.	62	40110	No

43	GOM_NL__2PRFIN20091101_043757_000000542083_00477_40110_7744.N1	01-NOV-2009 04:37:57	Twilight	53.500	94	92Alp Cet	2.5260	3100.0	107	40110	No
44	GOM_NL__2PRFIN20091101_044220_000000402083_00477_40110_7745.N1	01-NOV-2009 04:42:20	Bright	40.000	105	6Bet Ari	2.6450	8900.0	80	40110	No
45	GOM_NL__2PRFIN20091101_044645_000000402083_00477_40110_7746.N1	01-NOV-2009 04:46:45	Bright	40.000	173	4Bet Tri	3.0040	8900.0	80	40110	No
46	GOM_NL__2PRFIN20091101_045320_000000422083_00477_40110_7747.N1	01-NOV-2009 04:53:20	Bright	41.500	160	23Gam Per	2.9300	4700.0	83	40110	No
47	GOM_NL__2PRFIN20091101_050939_000000422083_00477_40110_7748.N1	01-NOV-2009 05:09:39	Bright	41.500	36	50Alp UMa	1.8000	6300.0	83	40110	No
48	GOM_NL__2PRFIN20091101_051115_000000382083_00477_40110_7749.N1	01-NOV-2009 05:11:15	Bright	37.500	82	48Bet UMa	2.3650	10600.	75	40110	No
49	GOM_NL__2PRFIN20091101_051456_000000562083_00477_40110_7750.N1	01-NOV-2009 05:14:56	Bright	56.000	174	52Psi UMa	3.0040	4400.0	112	40110	No
50	GOM_NL__2PRFIN20091101_052257_000000382083_00477_40110_7751.N1	01-NOV-2009 05:22:57	Twilight	38.000	166	17Eps Leo	2.9800	6000.0	76	40110	No
51	GOM_NL__2PRFIN20091101_052647_000000552083_00477_40110_7752.N1	01-NOV-2009 05:26:47	Bright	55.000	22	32Alp Leo	1.3600	15200.	110	40110	No
52	GOM_NL__2PRFIN20091101_053613_000000592083_00477_40110_7753.N1	01-NOV-2009 05:36:13	Dark	59.000	48	30Alp Hya	1.9770	4100.0	118	40110	No
53	GOM_NL__2PRFIN20091101_054446_000000582083_00477_40110_7754.N1	01-NOV-2009 05:44:46	Dark	58.000	65	Lam Vel	2.2040	4400.0	116	40110	No
54	GOM_NL__2PRFIN20091101_054823_000000452083_00478_40111_7752.N1	01-NOV-2009 05:48:23	Dark	45.000	34	Gam2Vel	1.7930	23000.	90	40111	No
55	GOM_NL__2PRFIN20091101_055350_000000482083_00478_40111_7753.N1	01-NOV-2009 05:53:50	Dark	47.500	2	Alp Car	-0.73600	7000.0	95	40111	No
56	GOM_NL__2PRFIN20091101_060015_000000312083_00478_40111_7754.N1	01-NOV-2009 06:00:15	Dark	31.000	108	Alp Col	2.6520	15200.	62	40111	No
57	GOM_NL__2PRFIN20091101_061832_000000542083_00478_40111_7755.N1	01-NOV-2009 06:18:32	Twilight	53.500	94	92Alp Cet	2.5260	3100.0	107	40111	No
58	GOM_NL__2PRFIN20091101_062256_000000392083_00478_40111_7756.N1	01-NOV-2009 06:22:56	Bright	38.500	105	6Bet Ari	2.6450	8900.0	77	40111	No
59	GOM_NL__2PRFIN20091101_062721_000000402083_00478_40111_7757.N1	01-NOV-2009 06:27:21	Bright	40.000	173	4Bet Tri	3.0040	8900.0	80	40111	No
60	GOM_NL__2PRFIN20091101_063356_000000422083_00478_40111_7758.N1	01-NOV-2009 06:33:56	Bright	41.500	160	23Gam Per	2.9300	4700.0	83	40111	No
61	GOM_NL__2PRFIN20091101_065014_000000392083_00478_40111_7759.N1	01-NOV-2009 06:50:14	Bright	38.500	36	50Alp UMa	1.8000	6300.0	77	40111	No
62	GOM_NL__2PRFIN20091101_065151_000000372083_00478_40111_7760.N1	01-NOV-2009 06:51:51	Bright	36.500	82	48Bet UMa	2.3650	10600.	73	40111	No
63	GOM_NL__2PRFIN20091101_065532_000000562083_00478_40111_7761.N1	01-NOV-2009 06:55:32	Bright	56.000	174	52Psi UMa	3.0040	4400.0	112	40111	No
64	GOM_NL__2PRFIN20091101_070334_000000382083_00478_40111_7762.N1	01-NOV-2009 07:03:34	Twilight	38.000	166	17Eps Leo	2.9800	6000.0	76	40111	No
65	GOM_NL__2PRFIN20091101_070723_000000602083_00478_40111_7763.N1	01-NOV-2009 07:07:23	Bright	59.500	22	32Alp Leo	1.3600	15200.	119	40111	No
66	GOM_NL__2PRFIN20091101_071650_000000592083_00478_40111_7764.N1	01-NOV-2009 07:16:50	Dark	59.000	48	30Alp Hya	1.9770	4100.0	118	40111	No
67	GOM_NL__2PRFIN20091101_072523_000000572083_00478_40111_7765.N1	01-NOV-2009 07:25:23	Dark	56.500	65	Lam Vel	2.2040	4400.0	113	40111	No
68	GOM_NL__2PRFIN20091101_072900_000000452083_00479_40112_7783.N1	01-NOV-2009 07:29:00	Dark	45.000	34	Gam2Vel	1.7930	23000.	90	40112	No
69	GOM_NL__2PRFIN20091101_073426_000000502083_00479_40112_7784.N1	01-NOV-2009 07:34:26	Dark	49.500	2	Alp Car	-0.73600	7000.0	99	40112	No
70	GOM_NL__2PRFIN20091101_074052_000000332083_00479_40112_7785.N1	01-NOV-2009 07:40:52	Dark	32.500	108	Alp Col	2.6520	15200.	65	40112	No
71	GOM_NL__2PRFIN20091101_075908_000000542083_00479_40112_7786.N1	01-NOV-2009 07:59:08	Twilight	54.000	94	92Alp Cet	2.5260	3100.0	108	40112	No
72	GOM_NL__2PRFIN20091101_080331_000000392083_00479_40112_7787.N1	01-NOV-2009 08:03:31	Bright	39.000	105	6Bet Ari	2.6450	8900.0	78	40112	No
73	GOM_NL__2PRFIN20091101_080756_000000402083_00479_40112_7788.N1	01-NOV-2009 08:07:56	Bright	39.500	173	4Bet Tri	3.0040	8900.0	79	40112	No
74	GOM_NL__2PRFIN20091101_080958_000000412083_00479_40112_7789.N1	01-NOV-2009 08:09:58	Bright	40.500	73	57Gam1And	2.2600	13100.	81	40112	No
75	GOM_NL__2PRFIN20091101_081431_000000422083_00479_40112_7790.N1	01-NOV-2009 08:14:31	Bright	41.500	160	23Gam Per	2.9300	4700.0	83	40112	No
76	GOM_NL__2PRFIN20091101_083050_000000372083_00479_40112_7791.N1	01-NOV-2009 08:30:50	Bright	37.000	36	50Alp UMa	1.8000	6300.0	74	40112	No
77	GOM_NL__2PRFIN20091101_083227_000000372083_00479_40112_7792.N1	01-NOV-2009 08:32:27	Bright	36.500	82	48Bet UMa	2.3650	10600.	73	40112	No
78	GOM_NL__2PRFIN20091101_083608_000000372083_00479_40112_7793.N1	01-NOV-2009 08:36:08	Bright	36.500	174	52Psi UMa	3.0040	4400.0	73	40112	No
79	GOM_NL__2PRFIN20091101_084410_000000302083_00479_40112_7794.N1	01-NOV-2009 08:44:10	Twilight	30.000	166	17Eps Leo	2.9800	6000.0	60	40112	No
80	GOM_NL__2PRFIN20091101_084800_000000572083_00479_40112_7795.N1	01-NOV-2009 08:48:00	Bright	56.500	22	32Alp Leo	1.3600	15200.	113	40112	No
81	GOM_NL__2PRFIN20091101_085728_000000522083_00479_40112_7796.N1	01-NOV-2009 08:57:28	Dark	52.000	48	30Alp Hya	1.9770	4100.0	104	40112	No
82	GOM_NL__2PRFIN20091101_090600_000000452083_00479_40112_7797.N1	01-NOV-2009 09:06:00	Dark	45.000	65	Lam Vel	2.2040	4400.0	90	40112	No
83	GOM_NL__2PRFIN20091101_090937_000000452083_00480_40113_7794.N1	01-NOV-2009 09:09:37	Dark	45.000	34	Gam2Vel	1.7930	23000.	90	40113	No
84	GOM_NL__2PRFIN20091101_091503_000000562083_00480_40113_7795.N1	01-NOV-2009 09:15:03	Dark	55.500	2	Alp Car	-0.73600	7000.0	111	40113	No
85	GOM_NL__2PRFIN20091101_092128_000000332083_00480_40113_7796.N1	01-NOV-2009 09:21:28	Dark	32.500	108	Alp Col	2.6520	15200.	65	40113	No
86	GOM_NL__2PRFIN20091101_093943_000000562083_00480_40113_7797.N1	01-NOV-2009 09:39:43	Twilight	56.000	94	92Alp Cet	2.5260	3100.0	112	40113	No
87	GOM_NL__2PRFIN20091101_094407_000000392083_00480_40113_7798.N1	01-NOV-2009 09:44:07	Bright	38.500	105	6Bet Ari	2.6450	8900.0	77	40113	No
88	GOM_NL__2PRFIN20091101_094832_000000572083_00480_40113_7799.N1	01-NOV-2009 09:48:32	Bright	57.000	173	4Bet Tri	3.0040	8900.0	114	40113	No
89	GOM_NL__2PRFIN20091101_095034_000000382083_00480_40113_7800.N1	01-NOV-2009 09:50:34	Bright	38.000	73	57Gam1And	2.2600	13100.	76	40113	No
90	GOM_NL__2PRFIN20091101_095507_000000412083_00480_40113_7801.N1	01-NOV-2009 09:55:07	Bright	40.500	160	23Gam Per	2.9300	4700.0	81	40113	No
91	GOM_NL__2PRFIN20091101_101126_000000422083_00480_40113_7802.N1	01-NOV-2009 10:11:26	Bright	41.500	36	50Alp UMa	1.8000	6300.0	83	40113	No
92	GOM_NL__2PRFIN20091101_101303_000000402083_00480_40113_7803.N1	01-NOV-2009 10:13:03	Bright	39.500	82	48Bet UMa	2.3650	10600.	79	40113	No
93	GOM_NL__2PRFIN20091101_101644_000000572083_00480_40113_7804.N1	01-NOV-2009 10:16:44	Bright	57.000	174	52Psi UMa	3.0040	4400.0	114	40113	No
94	GOM_NL__2PRFIN20091101_102446_000000302083_00480_40113_7805.N1	01-NOV-2009 10:24:46	Twilight	30.000	166	17Eps Leo	2.9800	6000.0	60	40113	No
95	GOM_NL__2PRFIN20091101_102836_000000582083_00480_40113_7806.N1	01-NOV-2009 10:28:36	Bright	58.000	22	32Alp Leo	1.3600	15200.	116	40113	No
96	GOM_NL__2PRFIN20091101_103805_000000522083_00480_40113_7807.N1	01-NOV-2009 10:38:05	Dark	52.000	48	30Alp Hya	1.9770	4100.0	104	40113	No
97	GOM_NL__2PRFIN20091101_104636_000000482083_00480_40113_7808.N1	01-NOV-2009 10:46:36	Dark	47.500	65	Lam Vel	2.2040	4400.0	95	40113	No
98	GOM_NL__2PRFIN20091101_105014_000000452083_00481_40114_7805.N1	01-NOV-2009 10:50:14	Dark	45.000	34	Gam2Vel	1.7930	23000.	90	40114	No
99	GOM_NL__2PRFIN20091101_105540_000000502083_00481_40114_7806.N1	01-NOV-2009 10:55:40	Dark	50.000	2	Alp Car	-0.73600	7000.0	100	40114	No
100	GOM_NL__2PRFIN20091101_110206_000000342083_00481_40114_7807.N1	01-NOV-2009 11:02:06	Dark	33.500	108	Alp Col	2.6520	15200.	67	40114	No
101	GOM_NL__2PRFIN20091101_112019_000000562083_00481_40114_7808.N1	01-NOV-2009 11:20:19	Twilight	56.000	94	92Alp Cet	2.5260	3100.0	112	40114	No

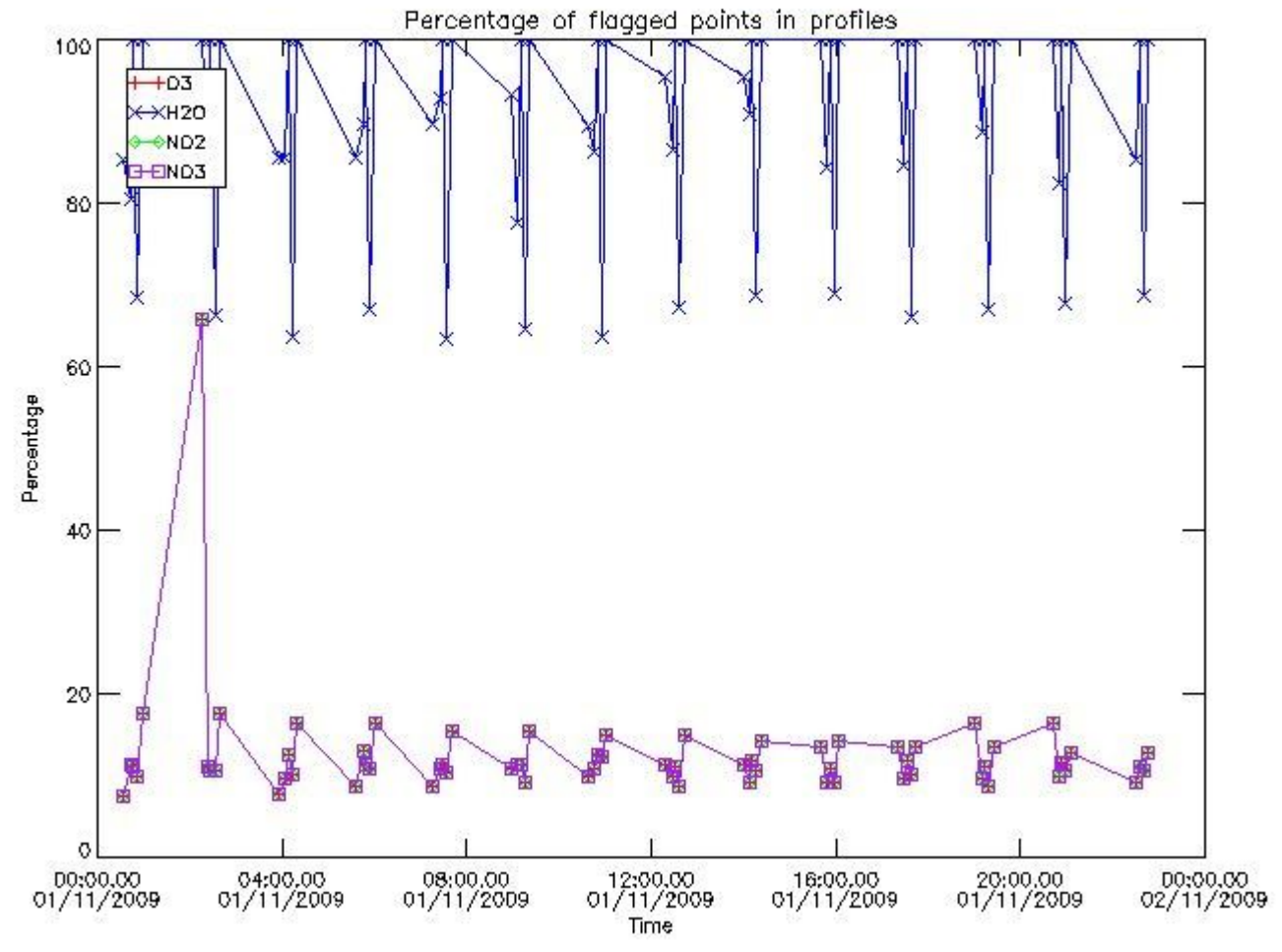
161	GOM_NL__2PRFIN20091101_180242_000000562083_00485_40118_7852.N1	01-NOV-2009 18:02:42	Twilight	56.000	94	92Alp Cet	2.5260	3100.0	112	40118	No
162	GOM_NL__2PRFIN20091101_180706_000000392083_00485_40118_7853.N1	01-NOV-2009 18:07:06	Bright	39.000	105	6Bet Ari	2.6450	8900.0	78	40118	No
163	GOM_NL__2PRFIN20091101_181130_000000392083_00485_40118_7854.N1	01-NOV-2009 18:11:30	Bright	38.500	173	4Bet Tri	3.0040	8900.0	77	40118	No
164	GOM_NL__2PRFIN20091101_181332_000000402083_00485_40118_7855.N1	01-NOV-2009 18:13:32	Bright	39.500	73	57Gam1And	2.2600	13100.	79	40118	No
165	GOM_NL__2PRFIN20091101_181804_000000402083_00485_40118_7856.N1	01-NOV-2009 18:18:04	Bright	40.000	160	23Gam Per	2.9300	4700.0	80	40118	No
166	GOM_NL__2PRFIN20091101_183425_000000552083_00485_40118_7857.N1	01-NOV-2009 18:34:25	Bright	55.000	36	50Alp UMa	1.8000	6300.0	110	40118	No
167	GOM_NL__2PRFIN20091101_183602_000000382083_00485_40118_7858.N1	01-NOV-2009 18:36:02	Bright	38.000	82	48Bet UMa	2.3650	10600.	76	40118	No
168	GOM_NL__2PRFIN20091101_183944_000000572083_00485_40118_7859.N1	01-NOV-2009 18:39:44	Bright	57.000	174	52Psi UMa	3.0040	4400.0	114	40118	No
169	GOM_NL__2PRFIN20091101_184827_000000522083_00485_40118_7860.N1	01-NOV-2009 18:48:27	Bright	52.000	51	41Gam1Leo	2.0100	4500.0	104	40118	No
170	GOM_NL__2PRFIN20091101_185139_000000602083_00485_40118_7861.N1	01-NOV-2009 18:51:39	Bright	60.000	22	32Alp Leo	1.3600	15200.	120	40118	No
171	GOM_NL__2PRFIN20091101_190111_000000312083_00485_40118_7862.N1	01-NOV-2009 19:01:11	Dark	31.000	48	30Alp Hya	1.9770	4100.0	62	40118	No
172	GOM_NL__2PRFIN20091101_190940_000000542083_00485_40118_7863.N1	01-NOV-2009 19:09:40	Dark	53.500	65	Lam Vel	2.2040	4400.0	107	40118	No
173	GOM_NL__2PRFIN20091101_191318_000000462083_00486_40119_7860.N1	01-NOV-2009 19:13:18	Dark	46.000	34	Gam2Vel	1.7930	23000.	92	40119	No
174	GOM_NL__2PRFIN20091101_191843_000000602083_00486_40119_7861.N1	01-NOV-2009 19:18:43	Dark	59.500	2	Alp Car	-0.73600	7000.0	119	40119	No
175	GOM_NL__2PRFIN20091101_192510_000000382083_00486_40119_7862.N1	01-NOV-2009 19:25:10	Dark	37.500	108	Alp Col	2.6520	15200.	75	40119	No
176	GOM_NL__2PRFIN20091101_194317_000000612083_00486_40119_7863.N1	01-NOV-2009 19:43:17	Twilight	61.000	94	92Alp Cet	2.5260	3100.0	122	40119	No
177	GOM_NL__2PRFIN20091101_194742_000000392083_00486_40119_7864.N1	01-NOV-2009 19:47:42	Bright	39.000	105	6Bet Ari	2.6450	8900.0	78	40119	No
178	GOM_NL__2PRFIN20091101_195206_000000572083_00486_40119_7865.N1	01-NOV-2009 19:52:06	Bright	57.000	173	4Bet Tri	3.0040	8900.0	114	40119	No
179	GOM_NL__2PRFIN20091101_195408_000000562083_00486_40119_7866.N1	01-NOV-2009 19:54:08	Bright	56.000	73	57Gam1And	2.2600	13100.	112	40119	No
180	GOM_NL__2PRFIN20091101_195839_000000402083_00486_40119_7867.N1	01-NOV-2009 19:58:39	Bright	40.000	160	23Gam Per	2.9300	4700.0	80	40119	No
181	GOM_NL__2PRFIN20091101_201501_000000542083_00486_40119_7868.N1	01-NOV-2009 20:15:01	Bright	53.500	36	50Alp UMa	1.8000	6300.0	107	40119	No
182	GOM_NL__2PRFIN20091101_201638_000000502083_00486_40119_7869.N1	01-NOV-2009 20:16:38	Bright	50.000	82	48Bet UMa	2.3650	10600.	100	40119	No
183	GOM_NL__2PRFIN20091101_202020_000000572083_00486_40119_7870.N1	01-NOV-2009 20:20:20	Bright	57.000	174	52Psi UMa	3.0040	4400.0	114	40119	No
184	GOM_NL__2PRFIN20091101_202903_000000532083_00486_40119_7871.N1	01-NOV-2009 20:29:03	Bright	52.500	51	41Gam1Leo	2.0100	4500.0	105	40119	No
185	GOM_NL__2PRFIN20091101_203216_000000582083_00486_40119_7872.N1	01-NOV-2009 20:32:16	Bright	57.500	22	32Alp Leo	1.3600	15200.	115	40119	No
186	GOM_NL__2PRFIN20091101_204149_000000312083_00486_40119_7873.N1	01-NOV-2009 20:41:49	Dark	31.000	48	30Alp Hya	1.9770	4100.0	62	40119	No
187	GOM_NL__2PRFIN20091101_205017_000000572083_00486_40119_7874.N1	01-NOV-2009 20:50:17	Dark	57.000	65	Lam Vel	2.2040	4400.0	114	40119	No
188	GOM_NL__2PRFIN20091101_205355_000000442083_00487_40120_7871.N1	01-NOV-2009 20:53:55	Dark	44.000	34	Gam2Vel	1.7930	23000.	88	40120	No
189	GOM_NL__2PRFIN20091101_205920_000000492083_00487_40120_7872.N1	01-NOV-2009 20:59:20	Dark	48.500	2	Alp Car	-0.73600	7000.0	97	40120	No
190	GOM_NL__2PRFIN20091101_210547_000000402083_00487_40120_7873.N1	01-NOV-2009 21:05:47	Dark	40.000	108	Alp Col	2.6520	15200.	80	40120	No
191	GOM_NL__2PRFIN20091101_212353_000000542083_00487_40120_7874.N1	01-NOV-2009 21:23:53	Twilight	54.000	94	92Alp Cet	2.5260	3100.0	108	40120	No
192	GOM_NL__2PRFIN20091101_212818_000000392083_00487_40120_7875.N1	01-NOV-2009 21:28:18	Bright	39.000	105	6Bet Ari	2.6450	8900.0	78	40120	No
193	GOM_NL__2PRFIN20091101_213241_000000392083_00487_40120_7876.N1	01-NOV-2009 21:32:41	Bright	39.000	173	4Bet Tri	3.0040	8900.0	78	40120	No
194	GOM_NL__2PRFIN20091101_213444_000000382083_00487_40120_7877.N1	01-NOV-2009 21:34:44	Bright	37.500	73	57Gam1And	2.2600	13100.	75	40120	No
195	GOM_NL__2PRFIN20091101_213914_000000422083_00487_40120_7878.N1	01-NOV-2009 21:39:14	Bright	41.500	160	23Gam Per	2.9300	4700.0	83	40120	No
196	GOM_NL__2PRFIN20091101_215537_000000412083_00487_40120_7879.N1	01-NOV-2009 21:55:37	Bright	41.000	36	50Alp UMa	1.8000	6300.0	82	40120	No
197	GOM_NL__2PRFIN20091101_215714_000000382083_00487_40120_7880.N1	01-NOV-2009 21:57:14	Bright	37.500	82	48Bet UMa	2.3650	10600.	75	40120	No
198	GOM_NL__2PRFIN20091101_220056_000000402083_00487_40120_7881.N1	01-NOV-2009 22:00:56	Bright	40.000	174	52Psi UMa	3.0040	4400.0	80	40120	No
199	GOM_NL__2PRFIN20091101_220940_000000512083_00487_40120_7882.N1	01-NOV-2009 22:09:40	Bright	50.500	51	41Gam1Leo	2.0100	4500.0	101	40120	No
200	GOM_NL__2PRFIN20091101_221252_000000592083_00487_40120_7883.N1	01-NOV-2009 22:12:52	Bright	59.000	22	32Alp Leo	1.3600	15200.	118	40120	No
201	GOM_NL__2PRFIN20091101_223054_000000552083_00487_40120_7884.N1	01-NOV-2009 22:30:54	Dark	55.000	65	Lam Vel	2.2040	4400.0	110	40120	No
202	GOM_NL__2PRFIN20091101_223432_000000462083_00488_40121_7882.N1	01-NOV-2009 22:34:32	Dark	46.000	34	Gam2Vel	1.7930	23000.	92	40121	No
203	GOM_NL__2PRFIN20091101_223957_000000492083_00488_40121_7883.N1	01-NOV-2009 22:39:57	Dark	48.500	2	Alp Car	-0.73600	7000.0	97	40121	No
204	GOM_NL__2PRFIN20091101_224624_000000402083_00488_40121_7884.N1	01-NOV-2009 22:46:24	Dark	40.000	108	Alp Col	2.6520	15200.	80	40121	No
205	GOM_NL__2PRFIN20091101_230428_000000582083_00488_40121_7885.N1	01-NOV-2009 23:04:28	Twilight	58.000	94	92Alp Cet	2.5260	3100.0	116	40121	No
206	GOM_NL__2PRFIN20091101_230853_000000372083_00488_40121_7886.N1	01-NOV-2009 23:08:53	Bright	37.000	105	6Bet Ari	2.6450	8900.0	74	40121	No
207	GOM_NL__2PRFIN20091101_231317_000000382083_00488_40121_7887.N1	01-NOV-2009 23:13:17	Bright	37.500	173	4Bet Tri	3.0040	8900.0	75	40121	No
208	GOM_NL__2PRFIN20091101_231519_000000372083_00488_40121_7888.N1	01-NOV-2009 23:15:19	Bright	36.500	73	57Gam1And	2.2600	13100.	73	40121	No
209	GOM_NL__2PRFIN20091101_231950_000000422083_00488_40121_7889.N1	01-NOV-2009 23:19:50	Bright	41.500	160	23Gam Per	2.9300	4700.0	83	40121	No
210	GOM_NL__2PRFIN20091101_233613_000000392083_00488_40121_7890.N1	01-NOV-2009 23:36:13	Bright	39.000	36	50Alp UMa	1.8000	6300.0	78	40121	No
211	GOM_NL__2PRFIN20091101_233749_000000372083_00488_40121_7891.N1	01-NOV-2009 23:37:49	Bright	36.500	82	48Bet UMa	2.3650	10600.	73	40121	No
212	GOM_NL__2PRFIN20091101_234132_000000462083_00488_40121_7892.N1	01-NOV-2009 23:41:32	Bright	45.500	174	52Psi UMa	3.0040	4400.0	91	40121	No
213	GOM_NL__2PRFIN20091101_235016_000000692083_00488_40121_7893.N1	01-NOV-2009 23:50:16	Bright	69.000	51	41Gam1Leo	2.0100	4500.0	138	40121	No
214	GOM_NL__2PRFIN20091101_235329_000000562083_00488_40121_7894.N1	01-NOV-2009 23:53:29	Bright	55.500	22	32Alp Leo	1.3600	15200.	111	40121	No

3. Quality information per product

In this section it is plotted some information contained in the Quality Summary data set of


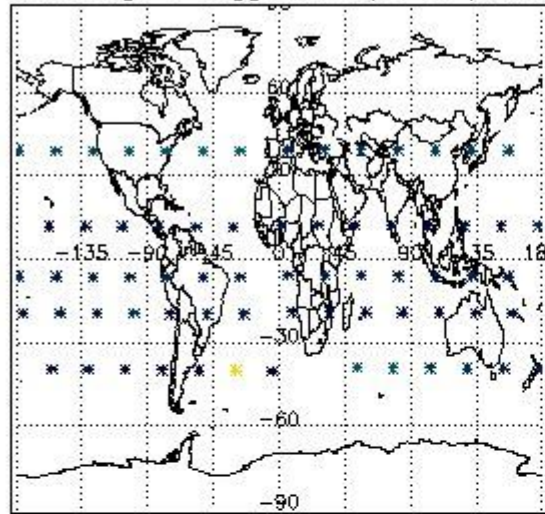
the level 2 products. Only products in dark limb conditions and without errors (error flag in the MPH set to "0") are used.

3.1 Plot quality information per product (time dependant)

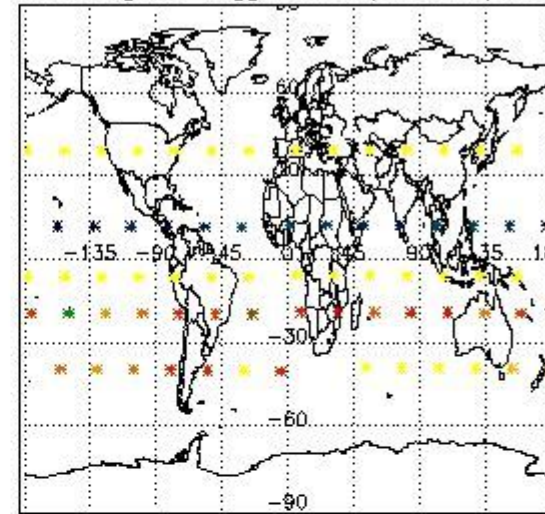


3.2 Plot quality information per product (world map)


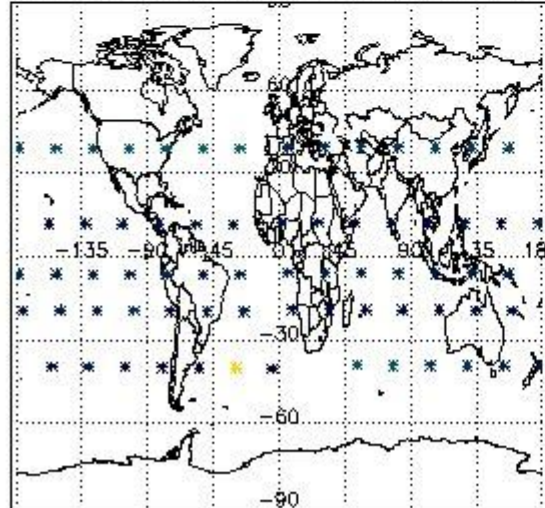
Percentage of flagged data per O3 profile



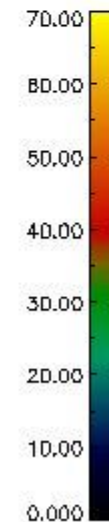
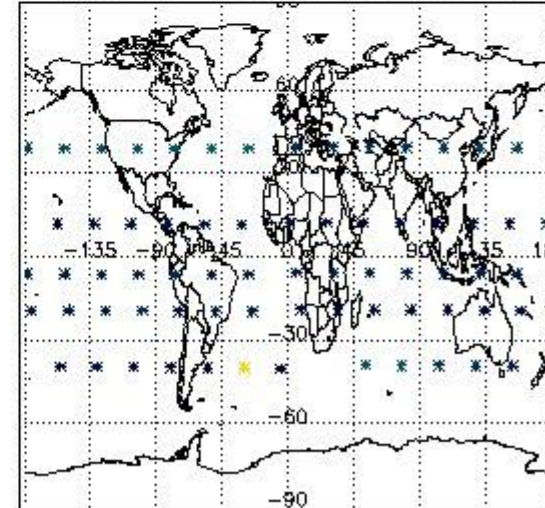
Percentage of flagged data per H2O profile



Percentage of flagged data per NO2 profile



Percentage of flagged data per NO3 profile

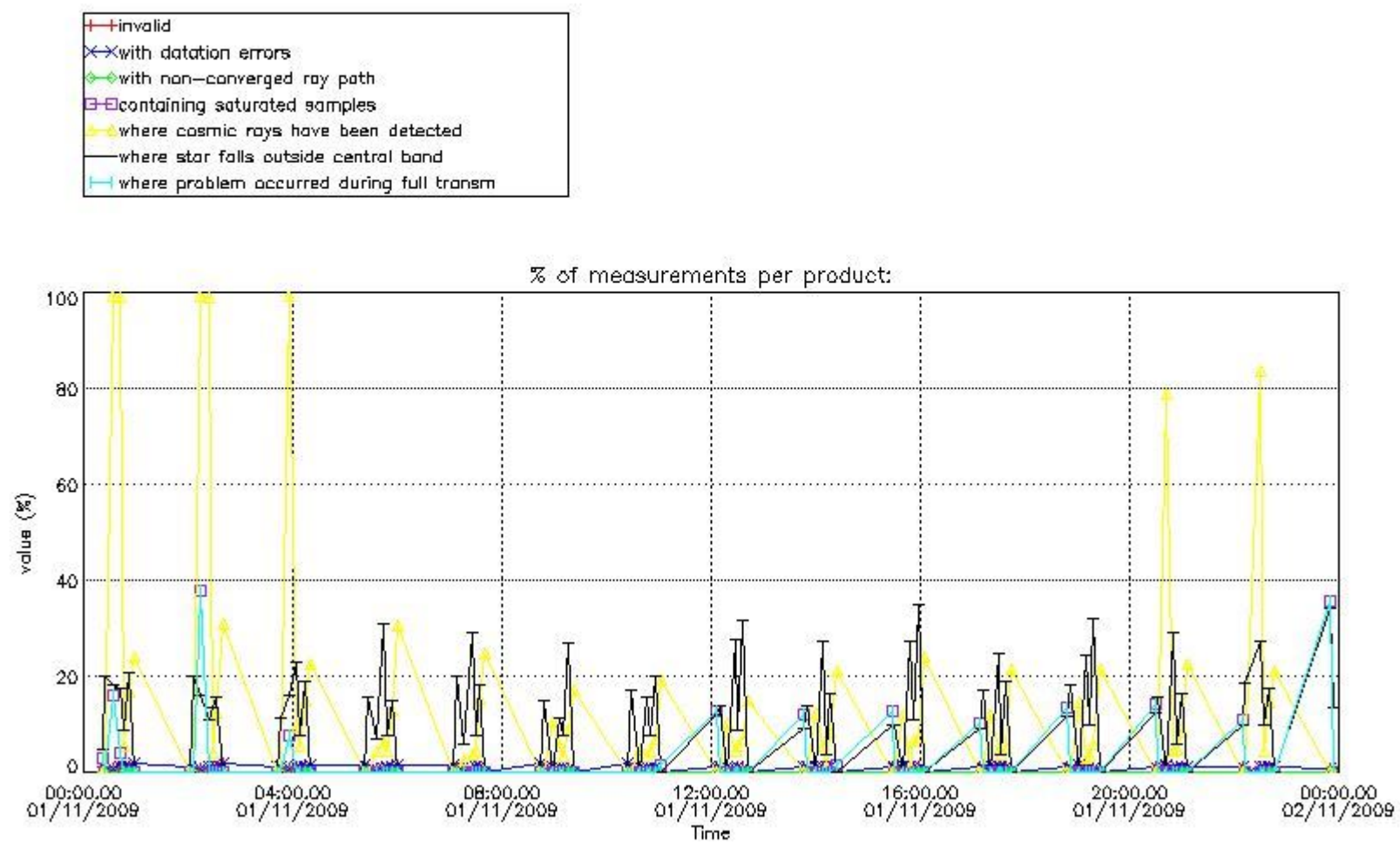


4. Level 1 quality information per product

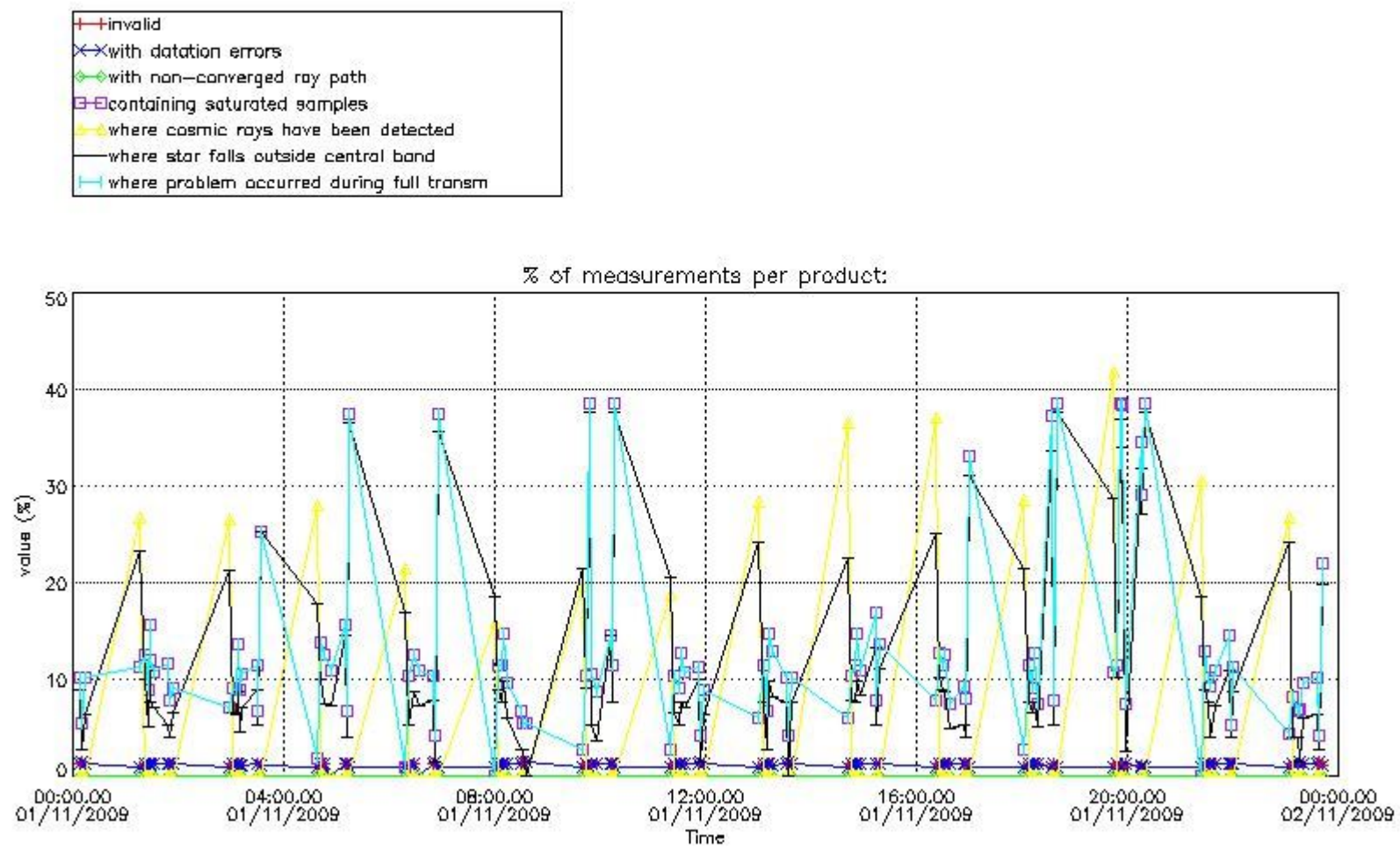
In this section it is plotted some information contained in the Quality Summary data set of the level 2 products that comes from the level 1b processing. Products without errors (error flag in the MPH set to "0") are used.

4.1 Plot quality information per product (time dependant) coming from level 1b processing

4.1.1 Plot level 1 quality information per product (time dependant): ENVISAT ASCENDING passes



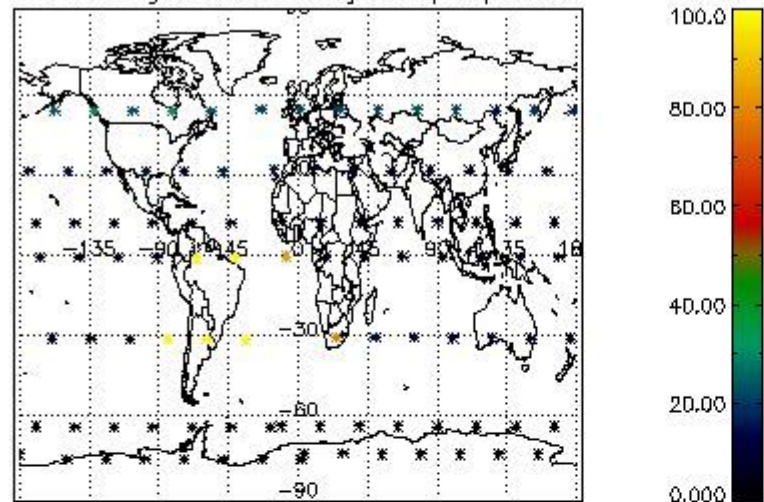
4.1.2 Plot level 1 quality information per product (time dependant): ENVI SAT DESCENDING passes



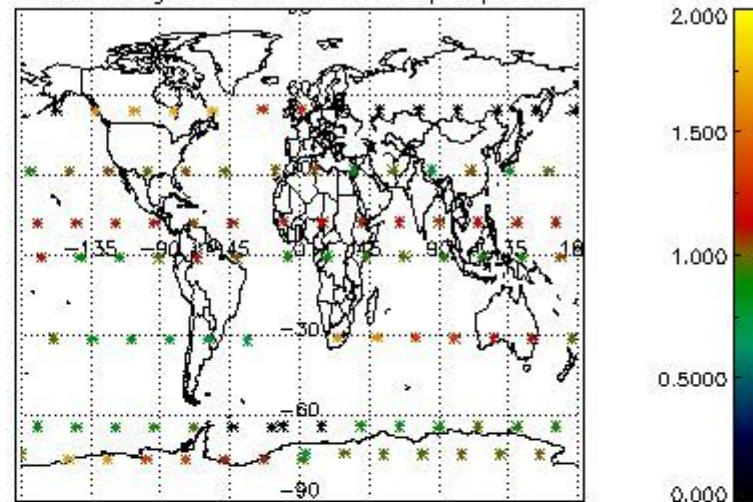
4.2 Plot quality information per product coming from level 1b processing (world map)

4.2.1 Plot level 1 quality information per product (world map): ENVISAT ASCENDING passes

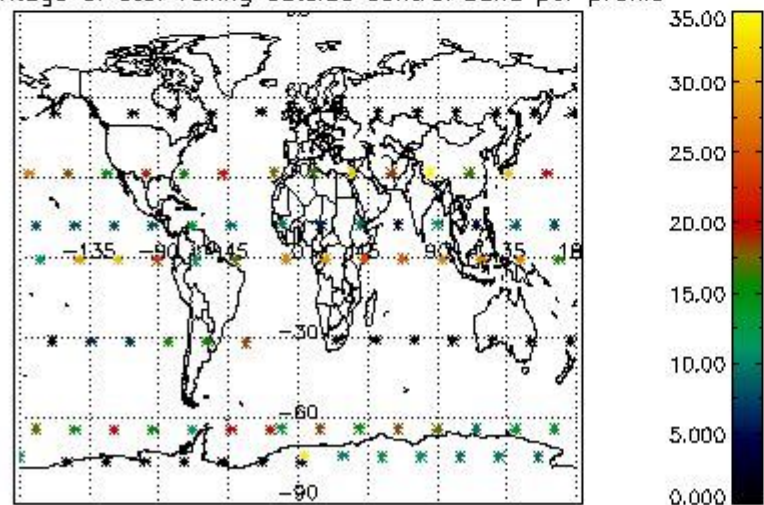
Percentage of cosmic ray hits per profile



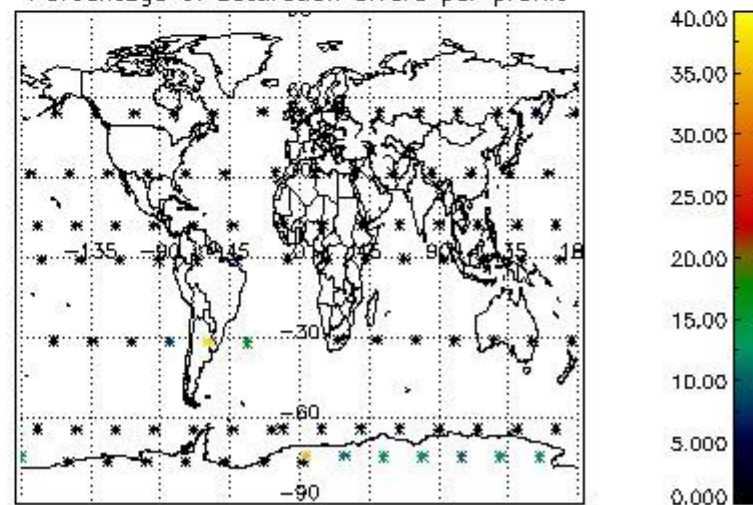
Percentage of datation errors per profile



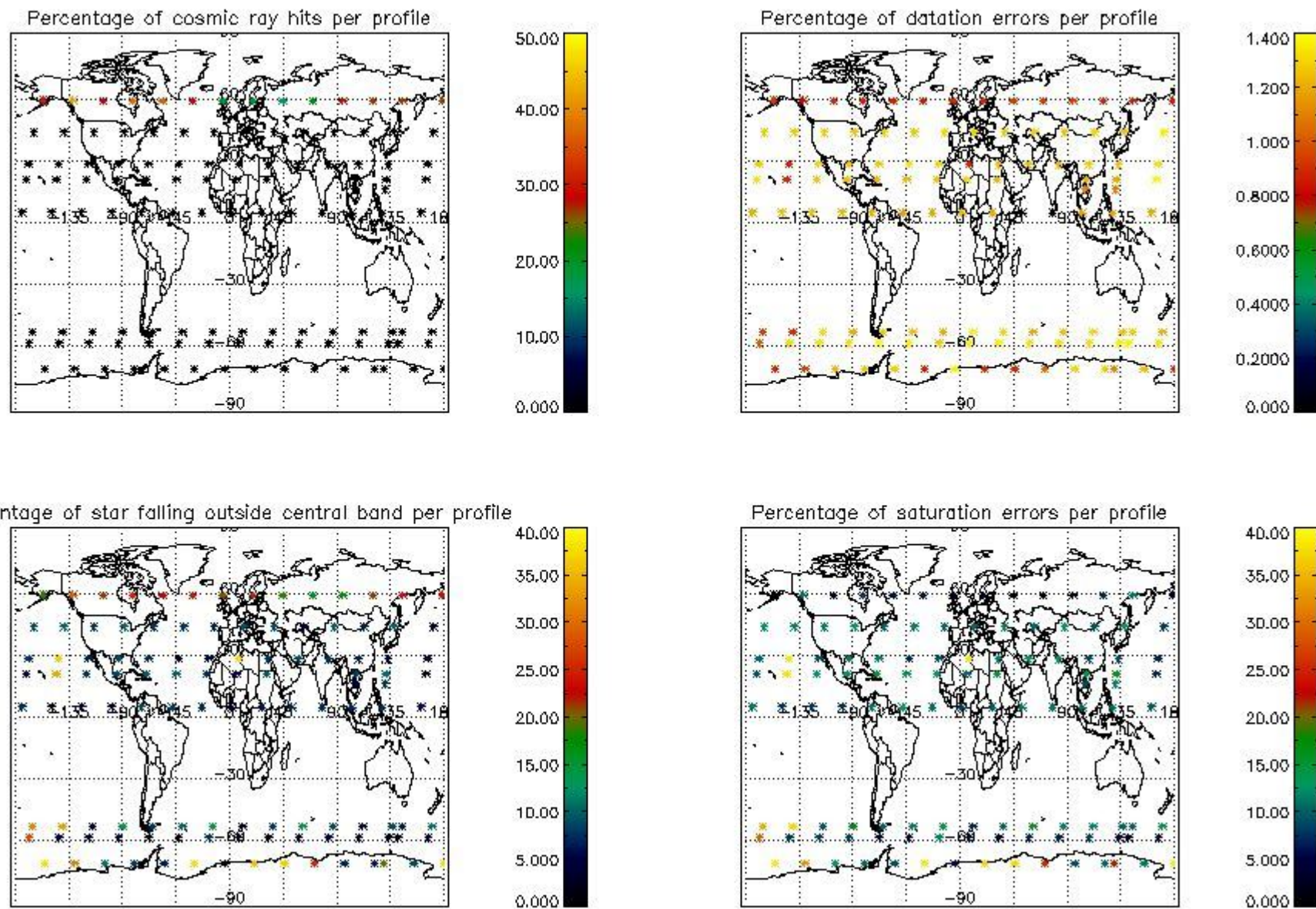
Percentage of star falling outside central band per profile



Percentage of saturation errors per profile



4.2.2 Plot level 1 quality information per product (world map): ENVISAT DESCENDING passes



5. Trace gas profiles

5.1 Ozone statistics based on quality of products

The final quality of the products can be "measured" using the STD (Standard Deviation) attached to every point profile. This information is written to the parameter GOM_NL__2P/NL_LOCAL_SPECIES_DENSITY/o3_std of the level 2 products. The table below shows the statistics for given STD ranges.

The statistics are given with respect to the overall valid production:

- Products without fatal errors: GOM_NL__2P/MPH/PRODUCT_ERR=0
- Valid point profile: GOM_NL__2P/NL_LOCAL_SPECIES_DENSITY/pcd(0)=0

The 'Criteria' is applied to valid points of dark limb products:

- Products in dark limb illumination condition: GOM_NL__2P/NL_SUMMARY_QUALITY/obs_ill_cond=0
- Products without fatal errors: GOM_NL__2P/MPH/PRODUCT_ERR=0
- Valid point profile: GOM_NL__2P/NL_LOCAL_SPECIES_DENSITY/pcd(0)=0

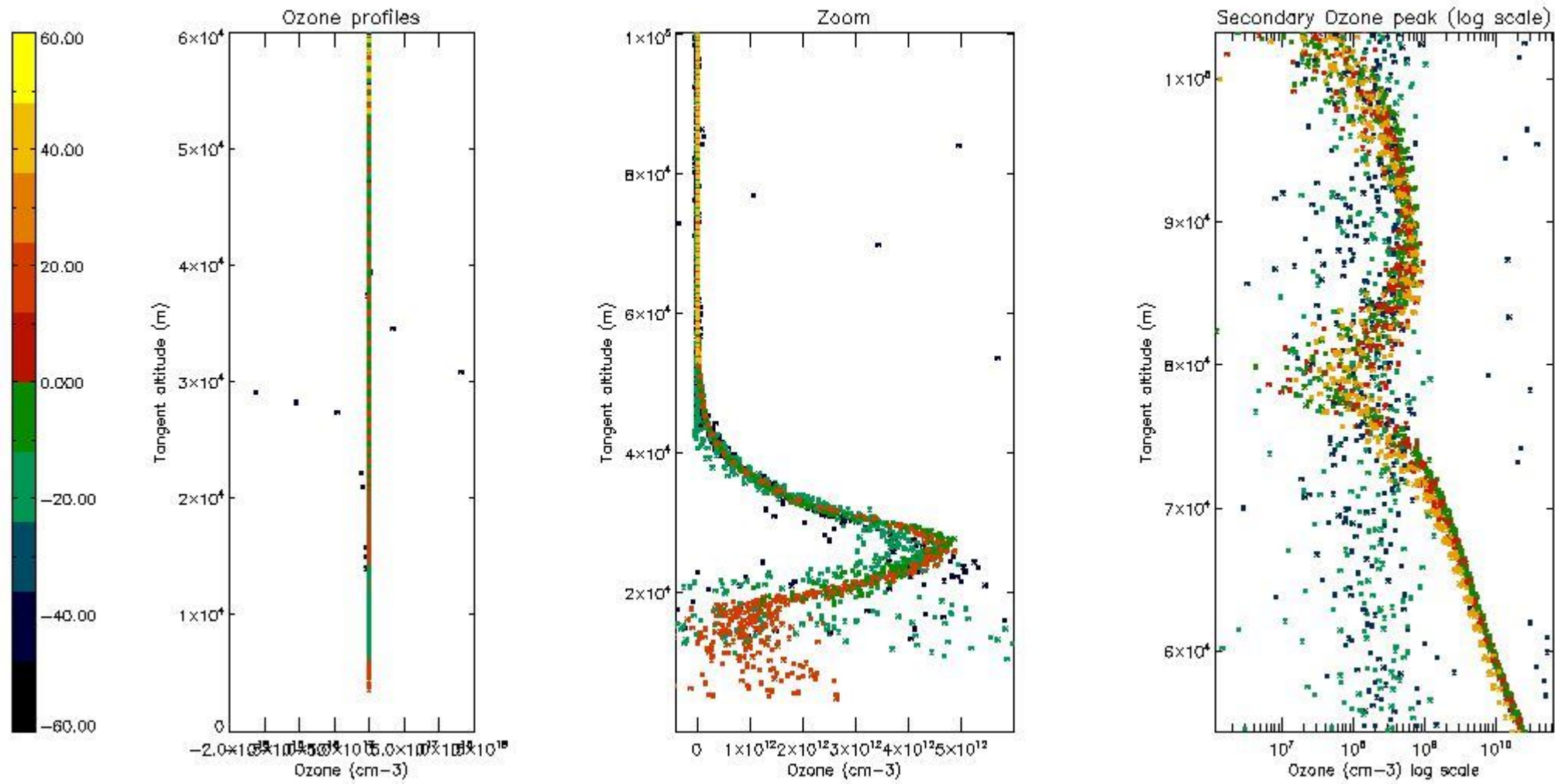
So, the table below shows the percentage of dark limb and valid observations for each criteria with respect to the overall valid daily observations.

Criteria	% of total production
All STD	34
STD < 20	15

STD < 10	12
STD < 5	8

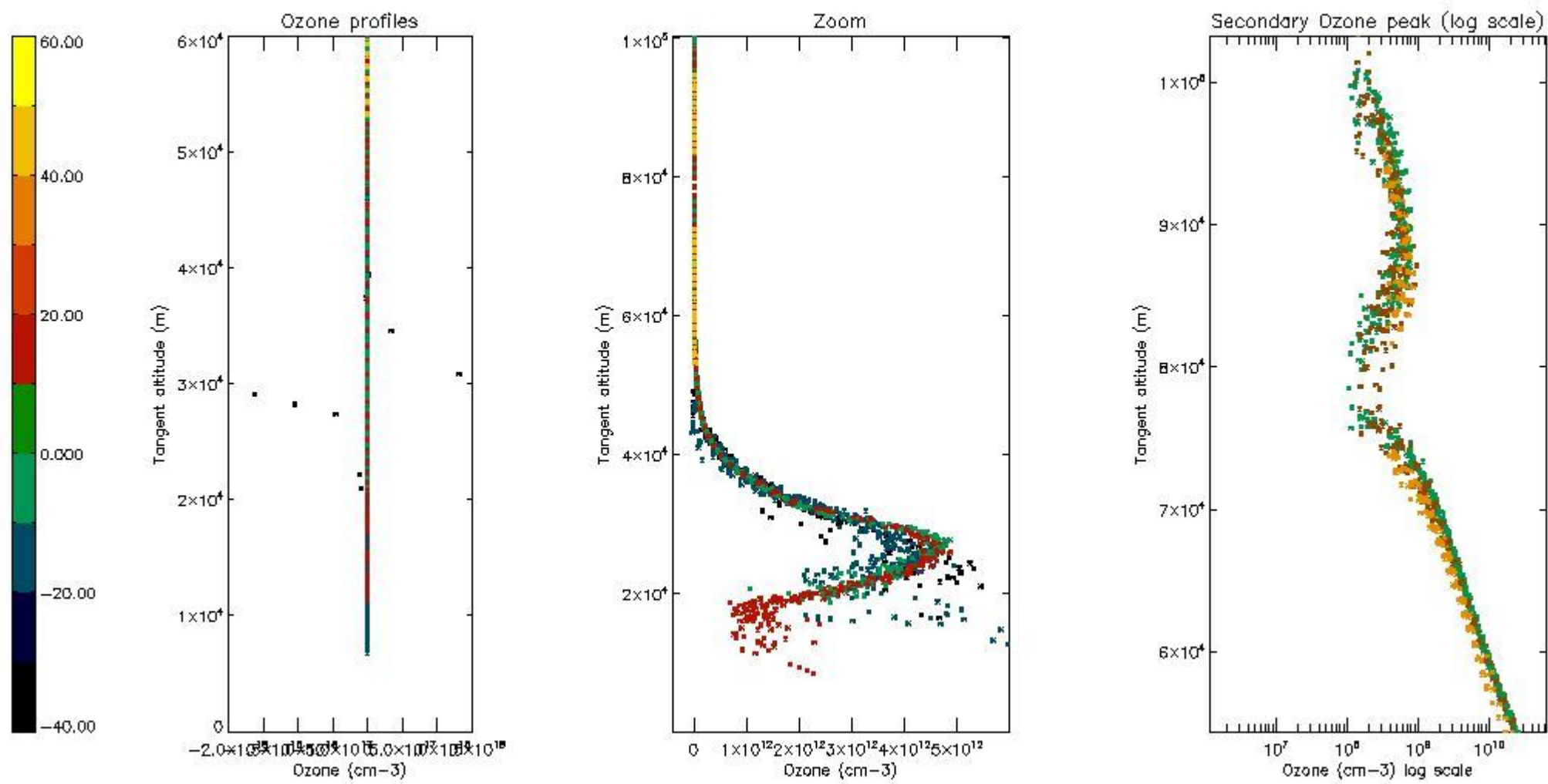
5.2 Plot ozone profiles for all STD (dark without errors)

The colorbar represents the latitude.



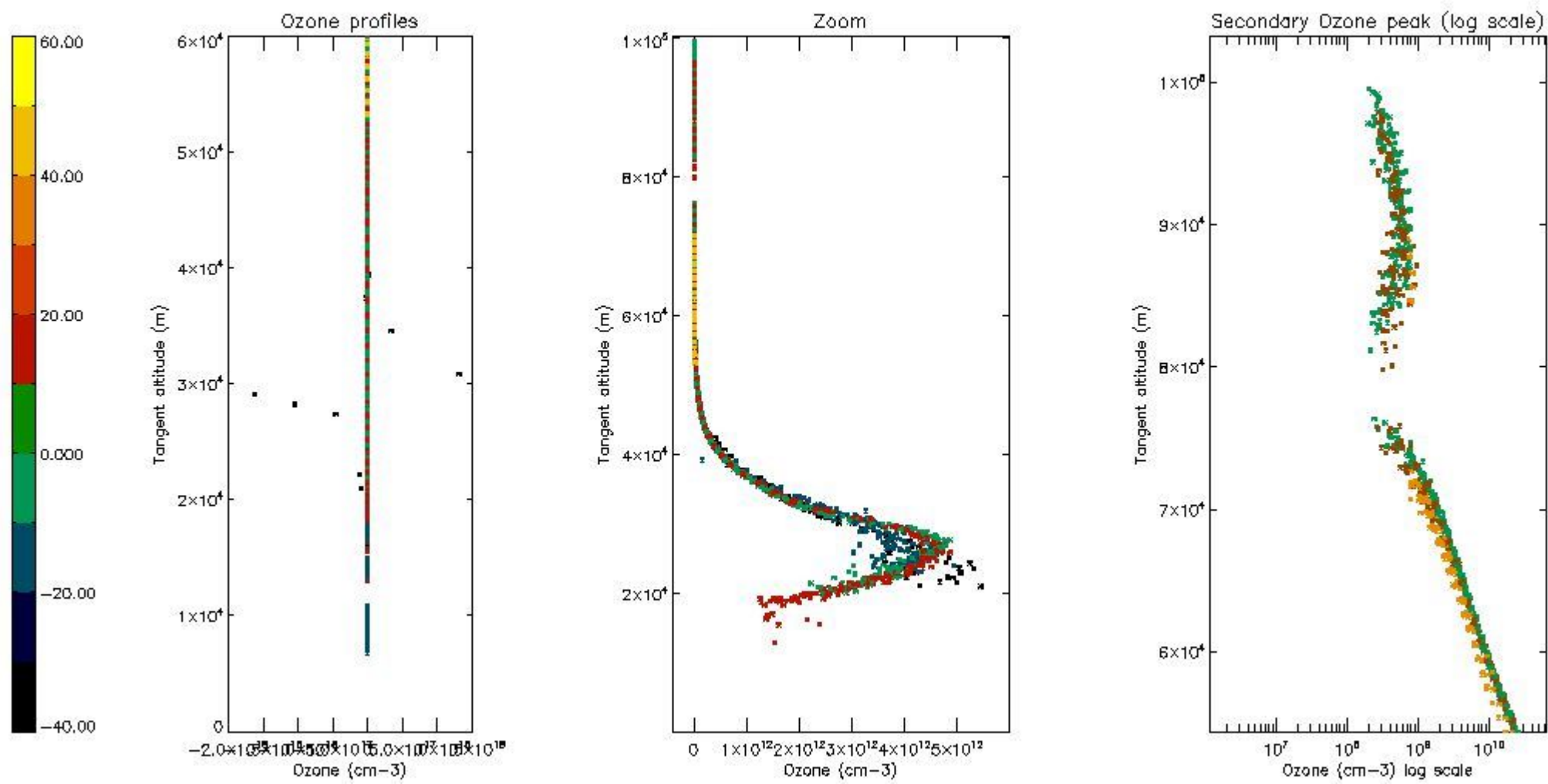
5.3 Plot ozone profiles where STD < 20% (dark without errors)

The colorbar represents the latitude.



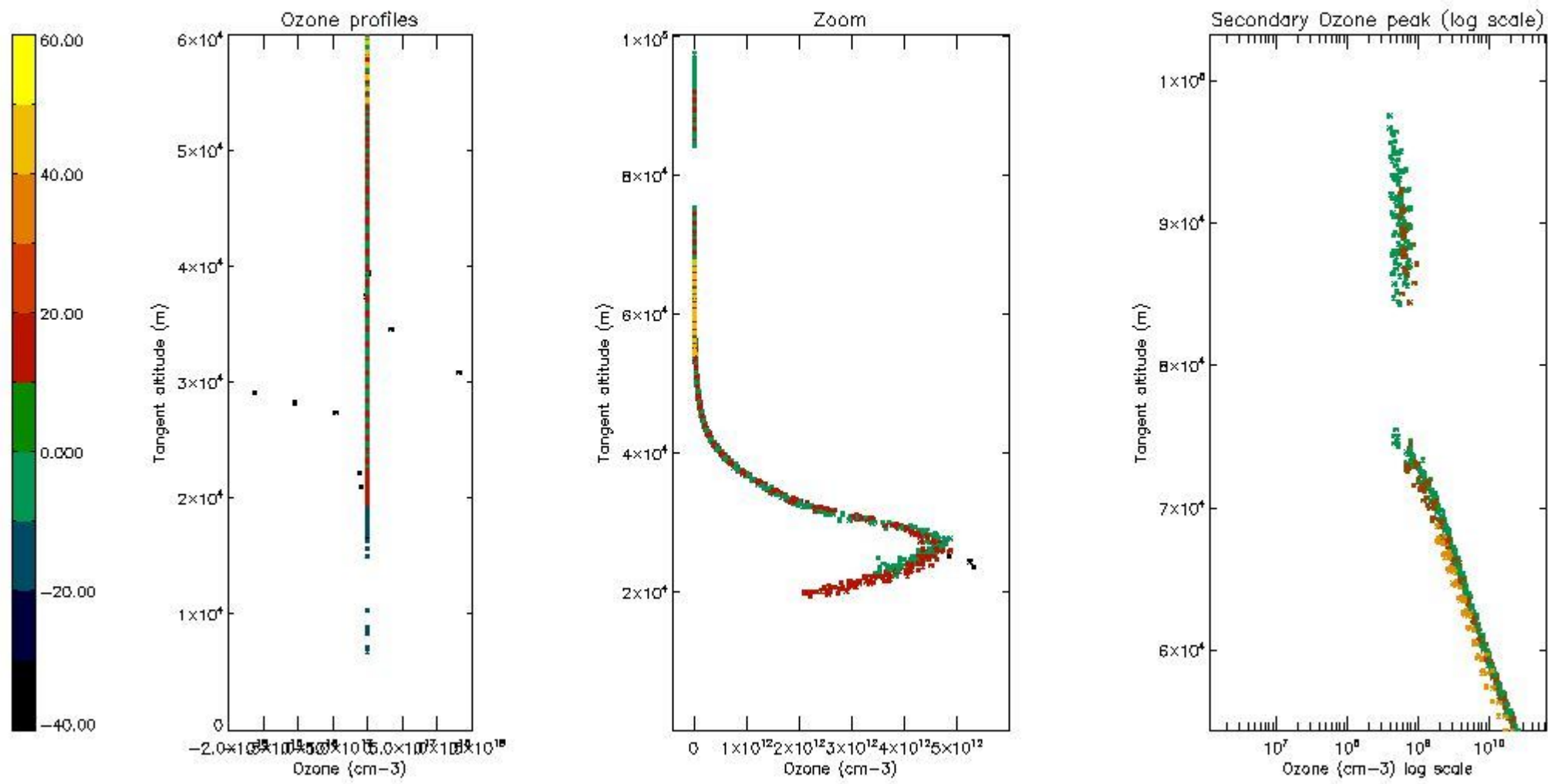
5.4 Plot ozone profiles where STD < 10% (dark without errors)

The colorbar represents the latitude.



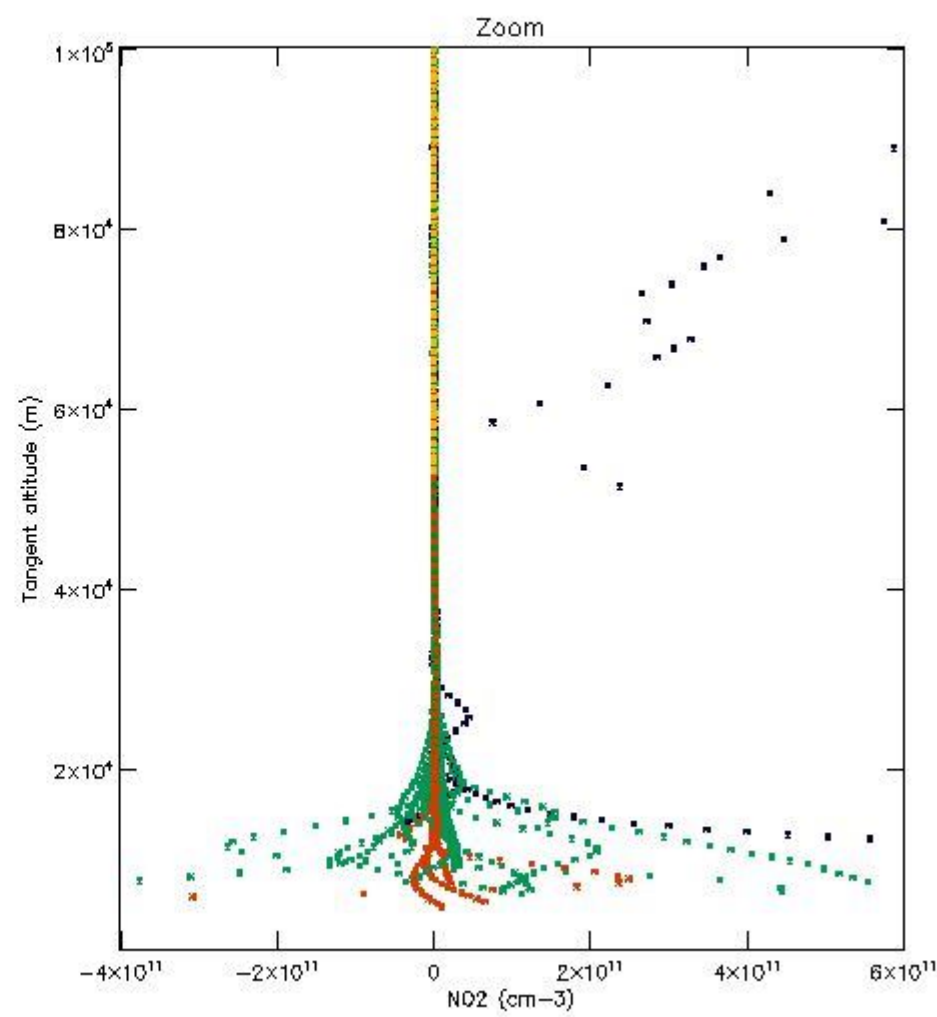
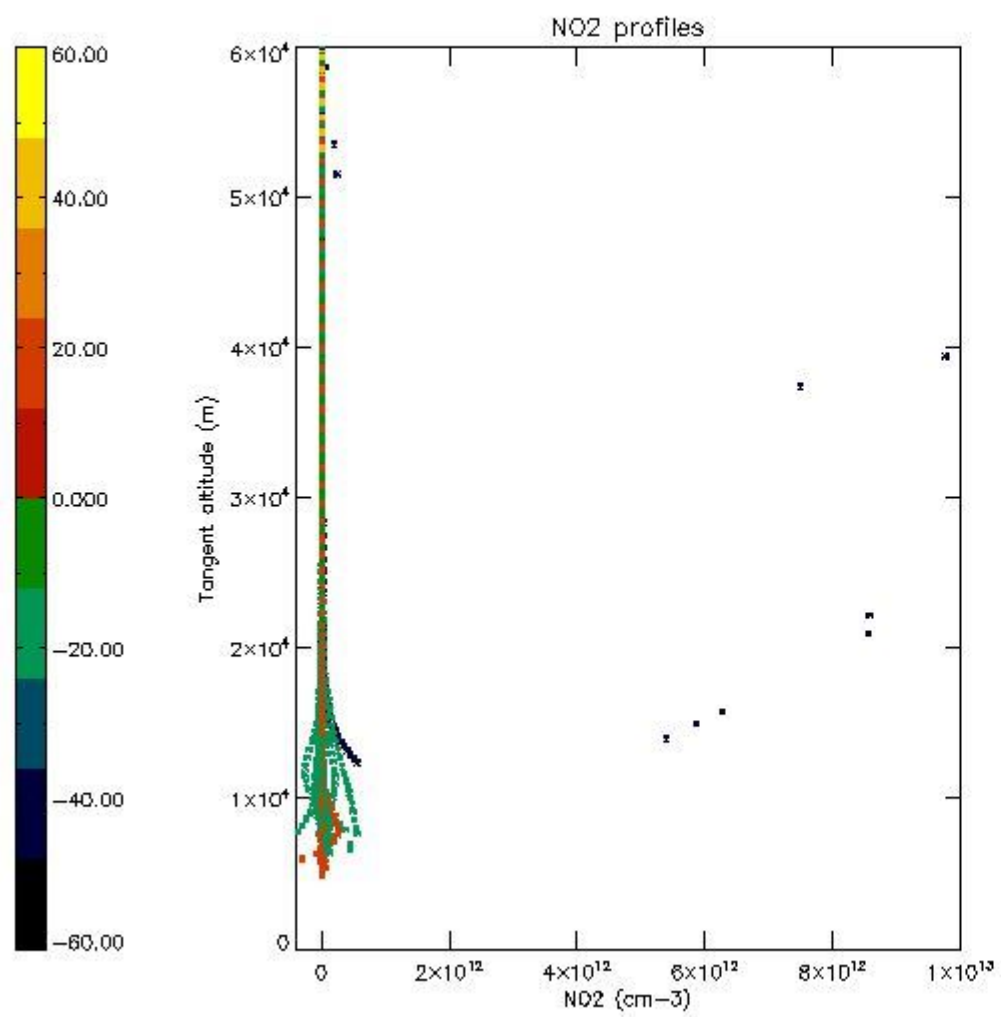
5.5 Plot ozone profiles where STD < 5% (dark without errors)

The colorbar represents the latitude.



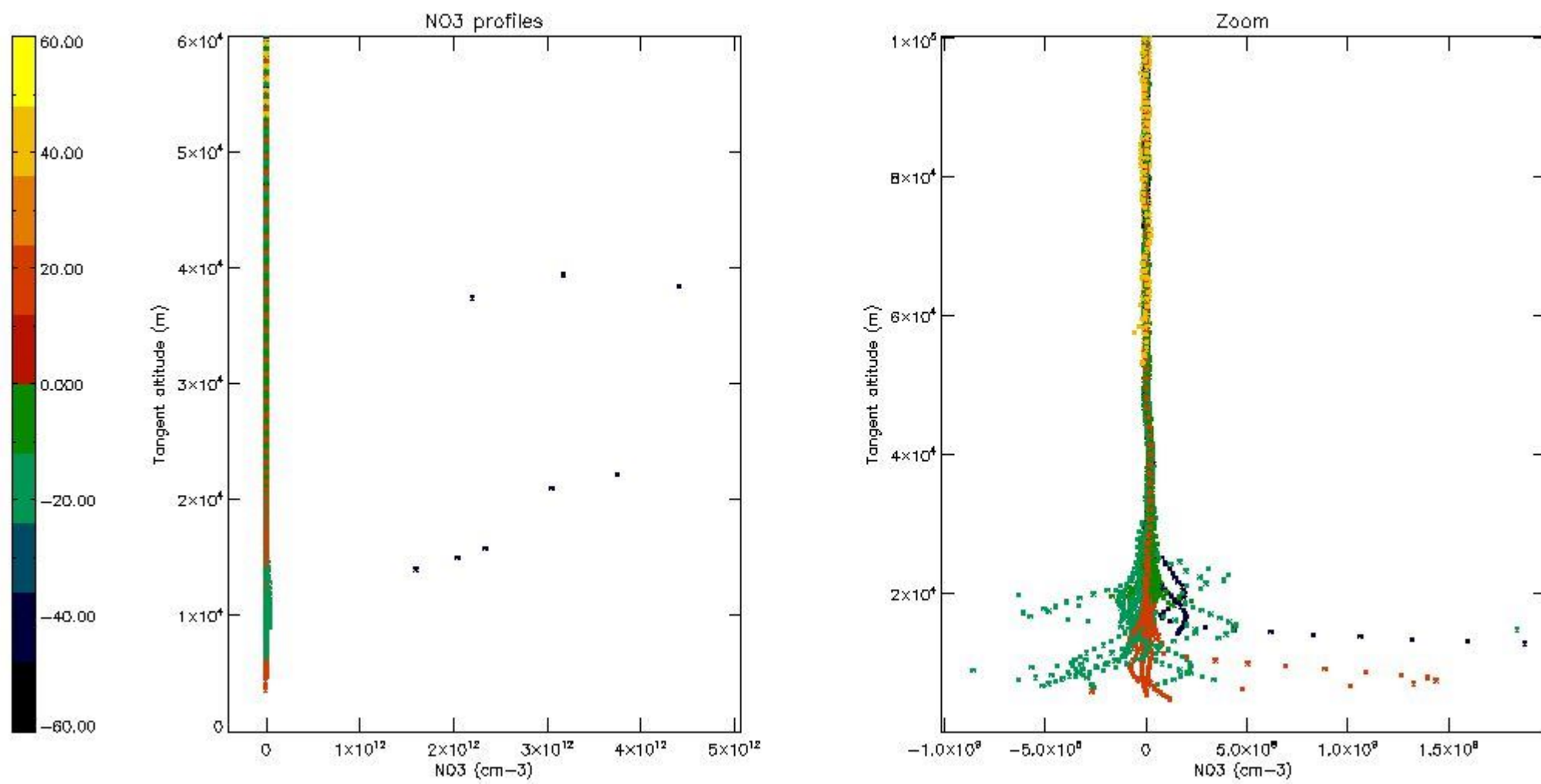
5.6 Plot NO₂ profiles for all STD (dark without errors)

The colorbar represents the latitude.



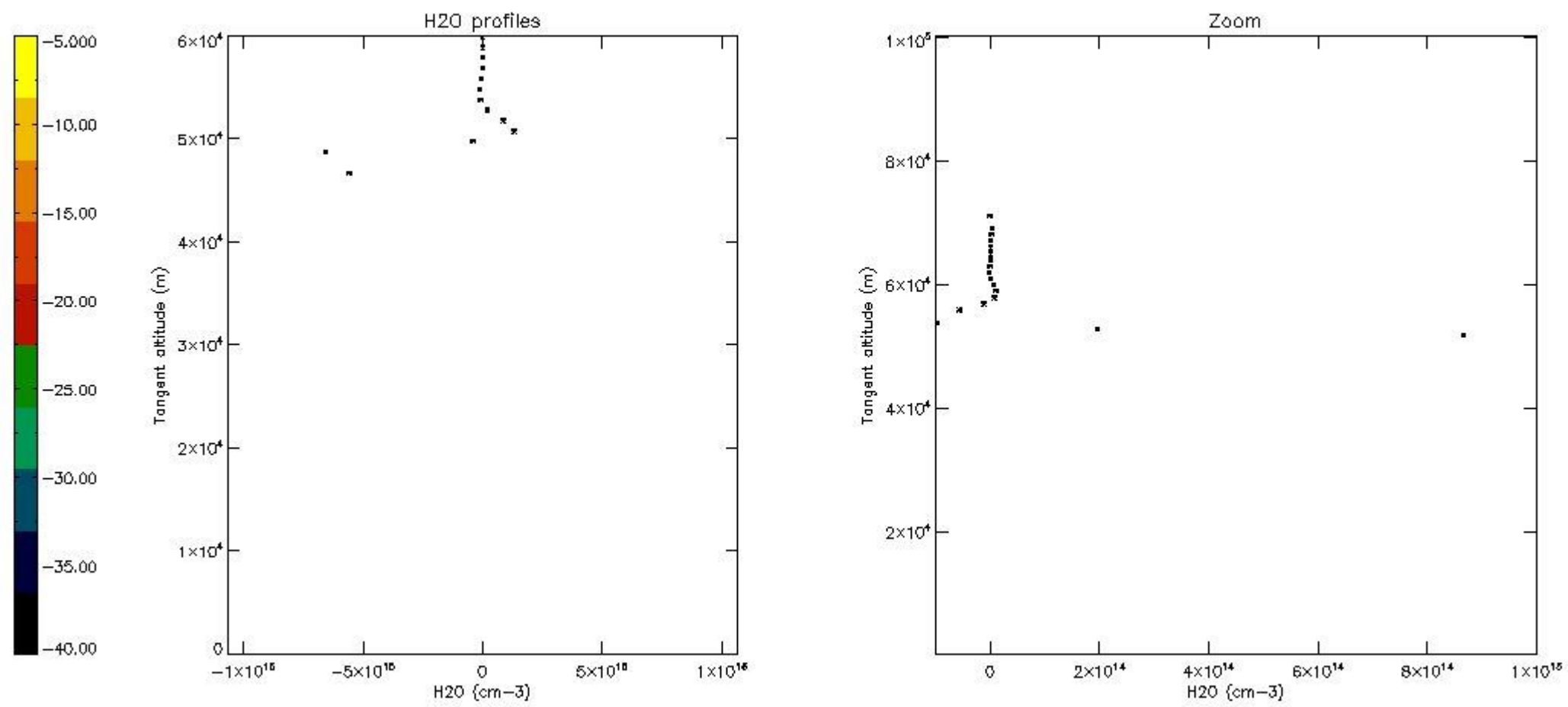
5.7 Plot NO3 profiles for all STD (dark without errors)

The colorbar represents the latitude.



5.8 Plot H₂O profiles for all STD (only for occultations of stars 1,2,3,4,13,14,16,26,63 dark without errors)

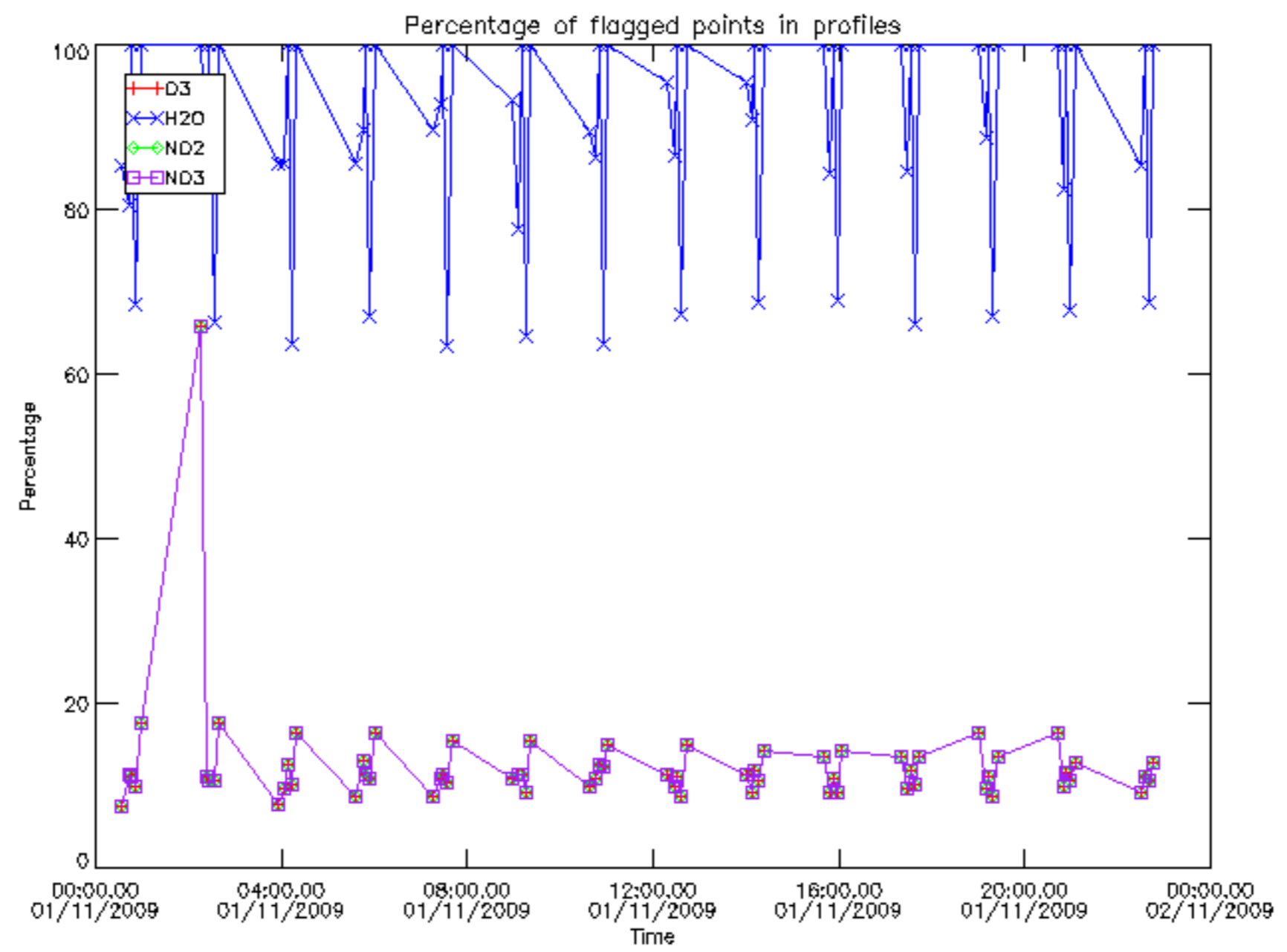
The colorbar represents the latitude.



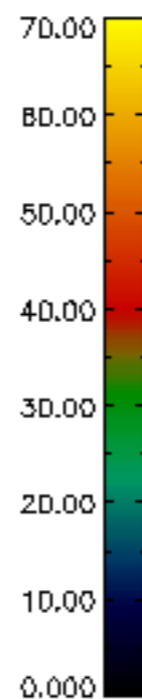
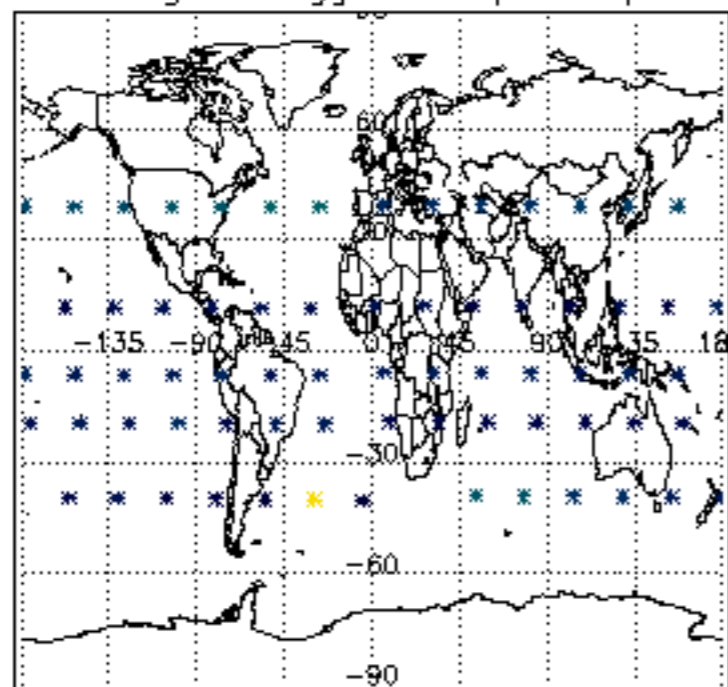
6. Auxiliary Data Files used for the production reported in section 2

The number reported in the third column indicates since which file (see list in section 2) the corresponding auxiliary file has been used. The fourth column is the date of those product files.

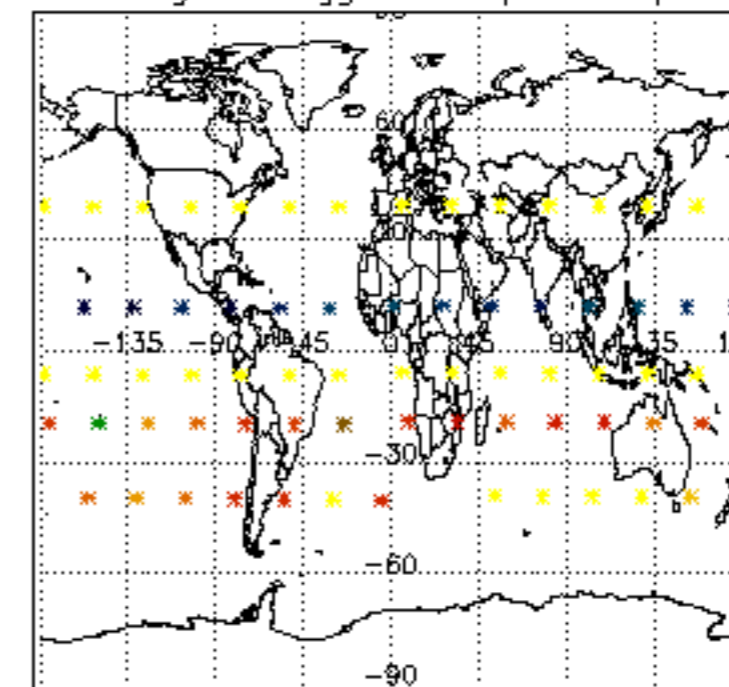
Type	Auxiliary Filename	Used since product	Used since product date
INST_PHYS_CHARACTERISTICS	GOM_INS_AXVIEC20091111_143220_20030716_120000_20500101_000000	1	01-NOV-2009 00:07:51
LEVEL-2_PROC_CONFIG	GOM_PR2_AXVIEC20091111_152718_20020301_000000_20500101_000000	1	01-NOV-2009 00:07:51
CROSS_SECTIONS_FILE	GOM_CRS_AXVIEC20091111_154832_20020301_000000_20500101_000000	1	01-NOV-2009 00:07:51



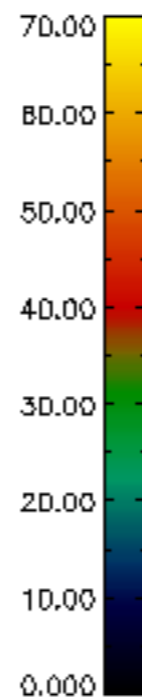
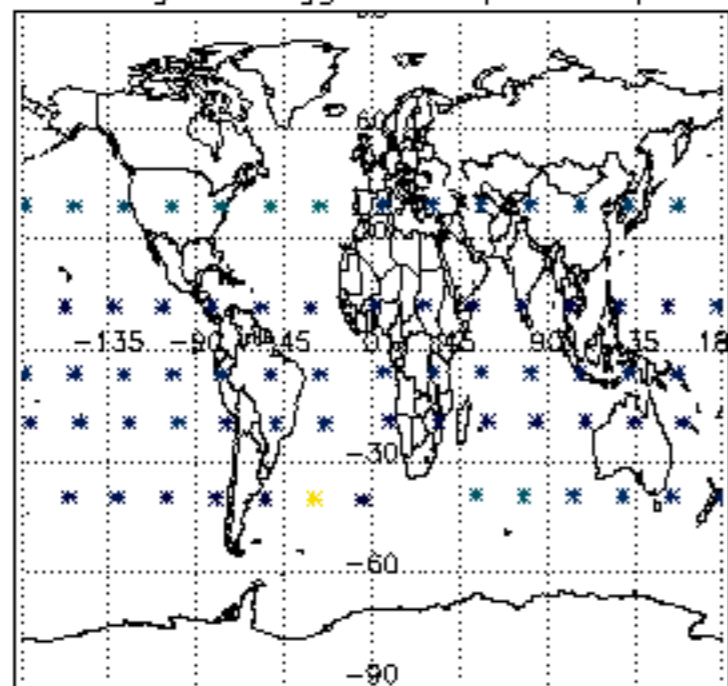
Percentage of flagged data per D3 profile



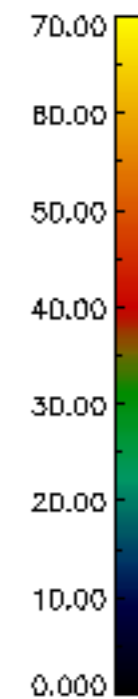
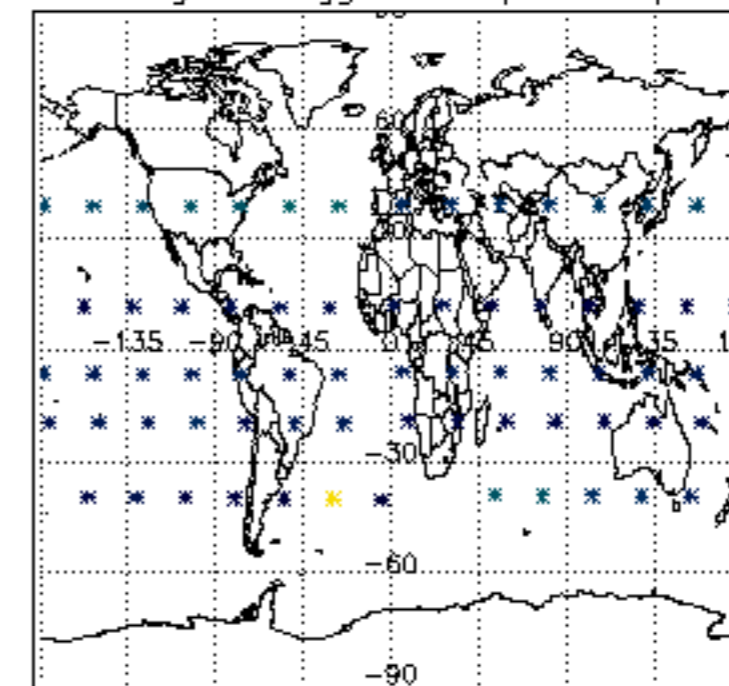
Percentage of flagged data per H2O profile

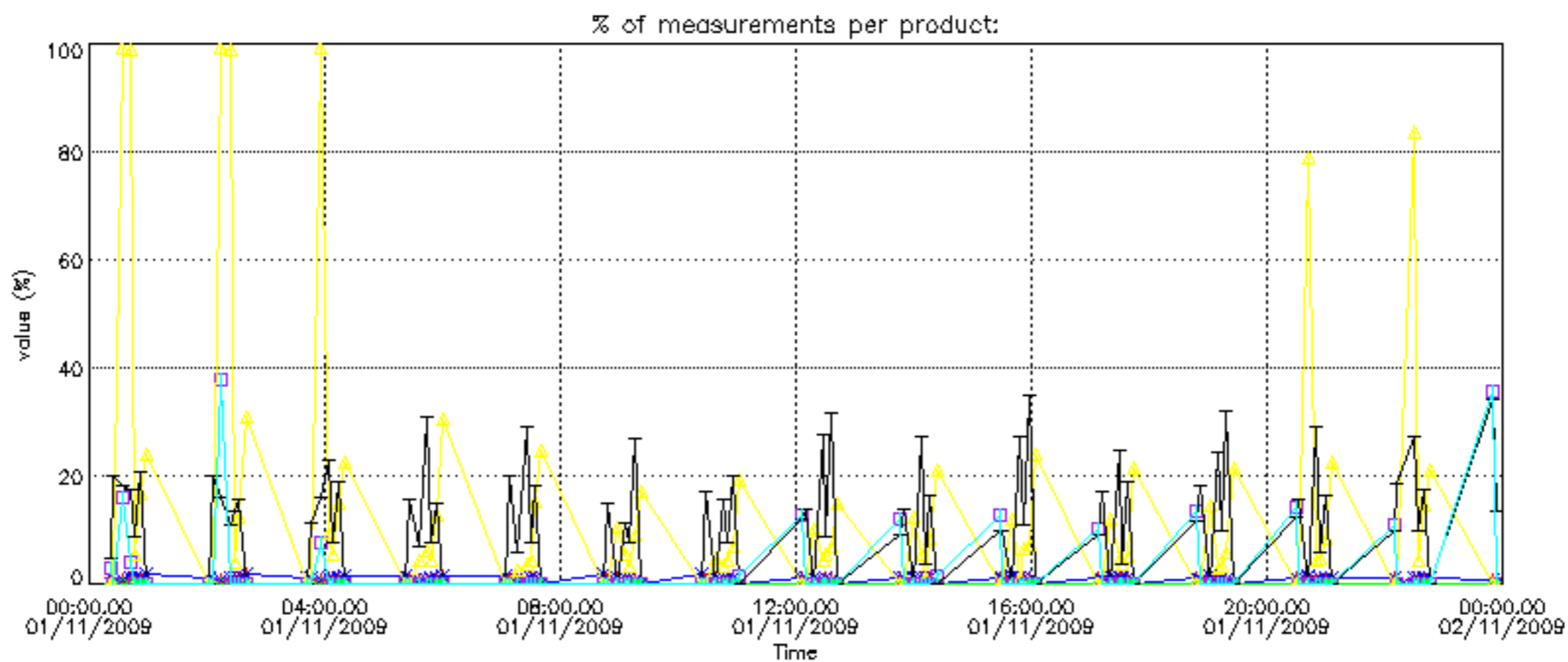


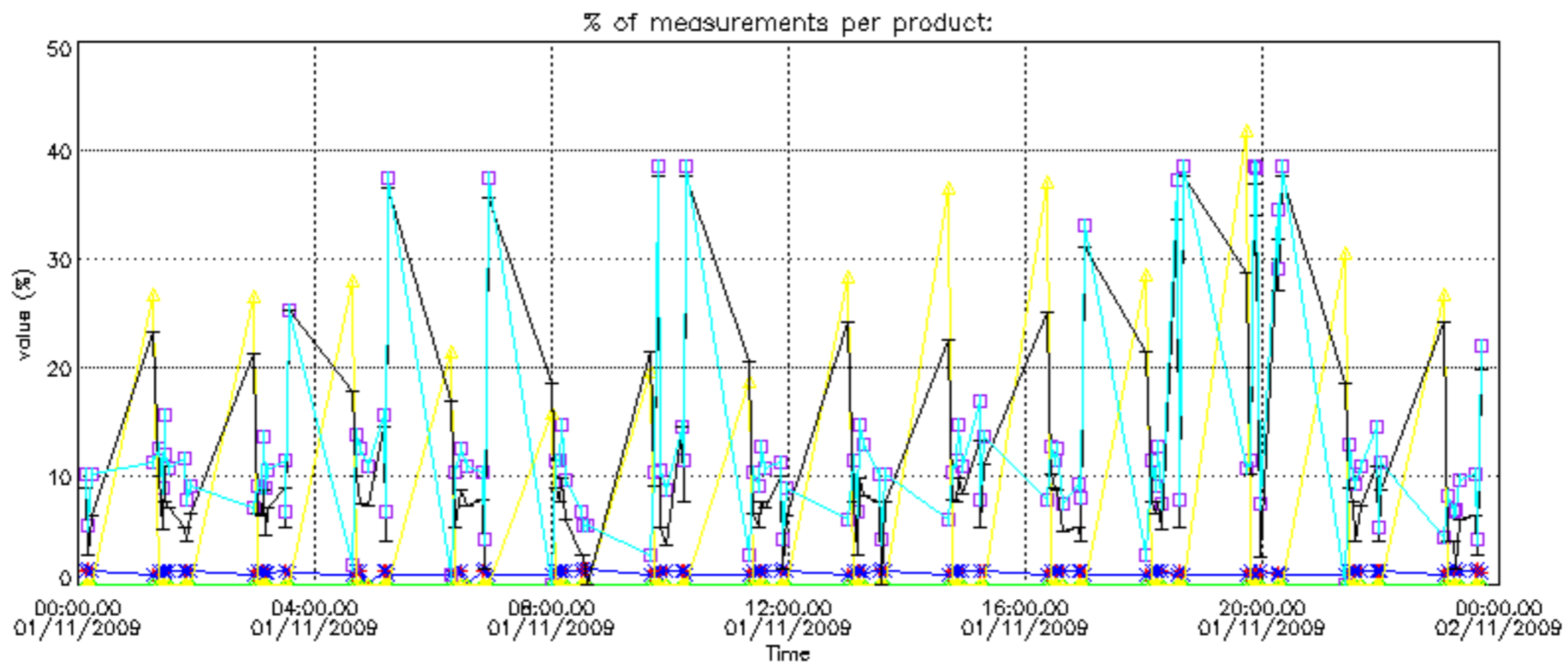
Percentage of flagged data per NO2 profile



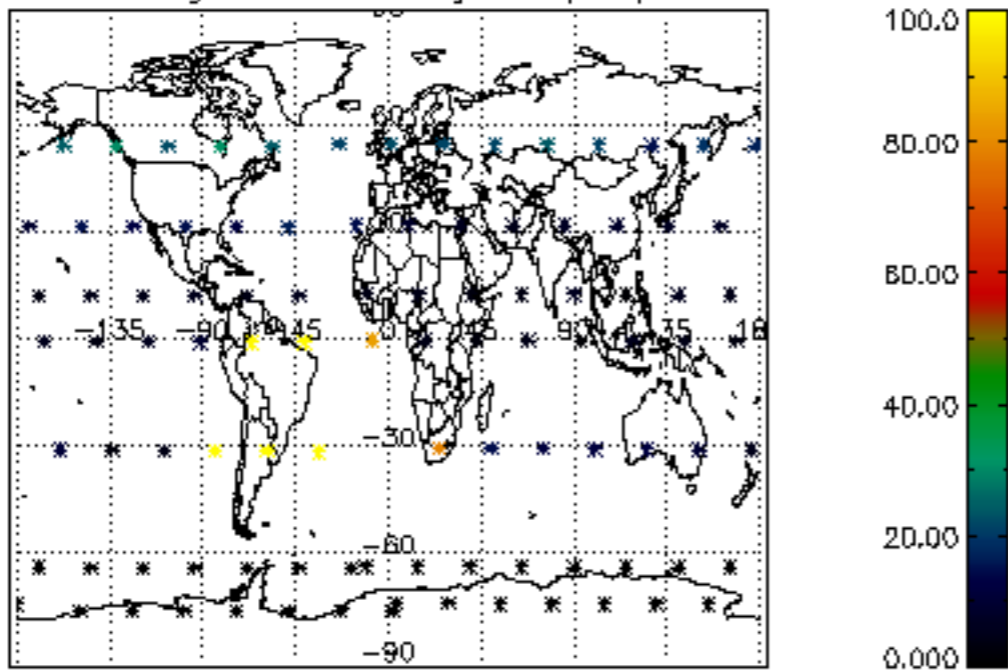
Percentage of flagged data per NO3 profile



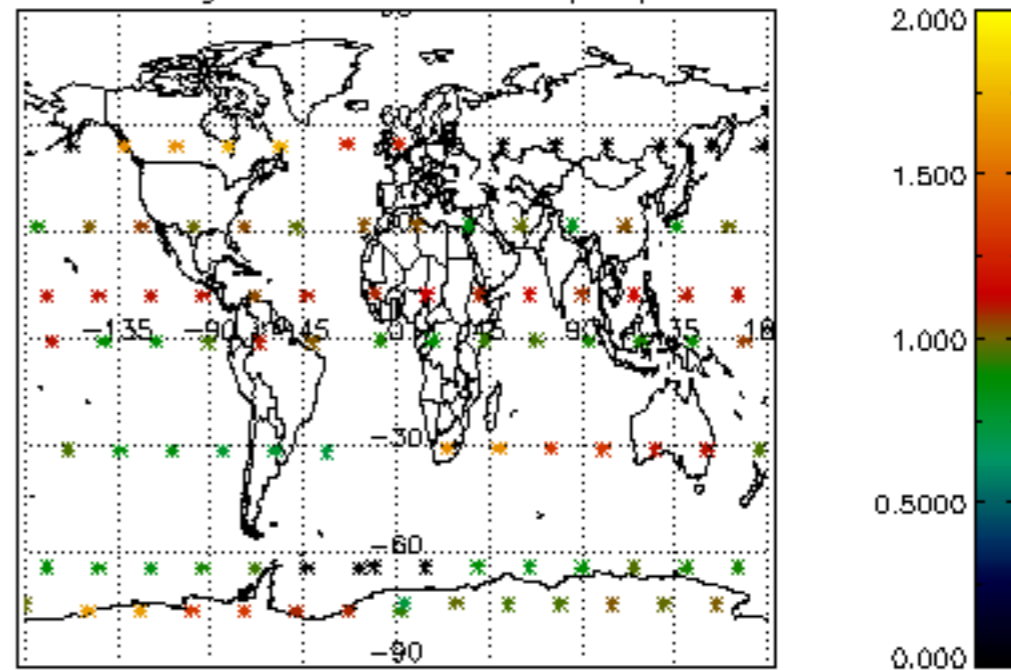




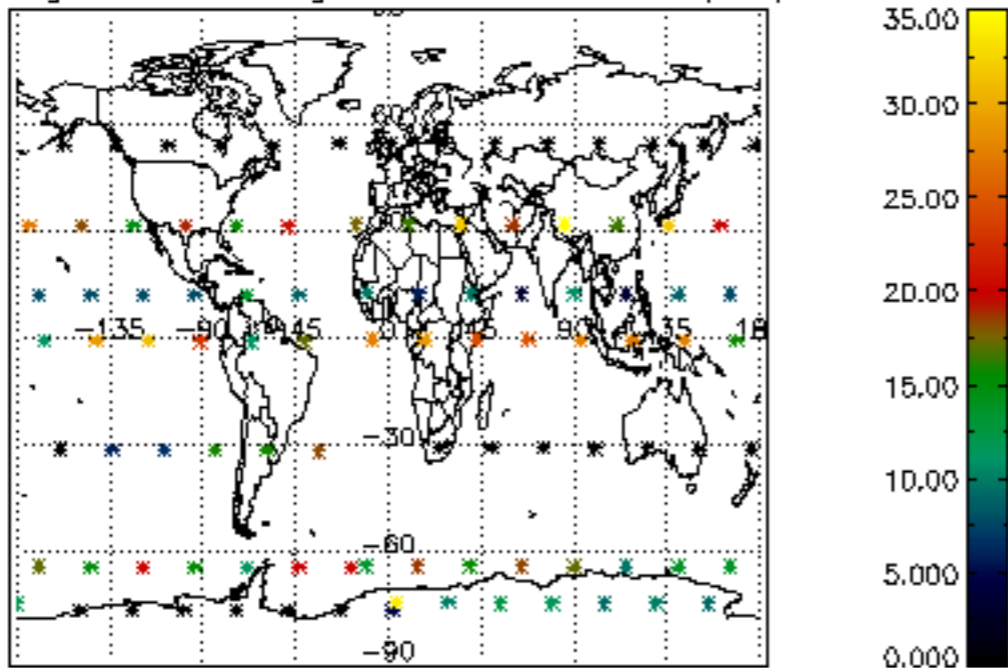
Percentage of cosmic ray hits per profile



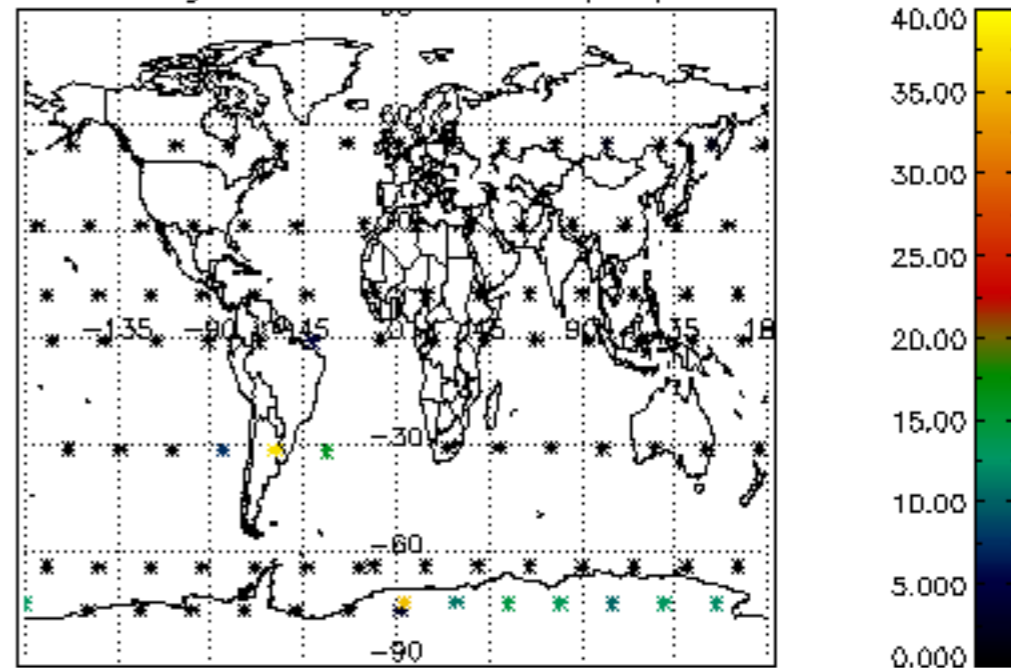
Percentage of datation errors per profile



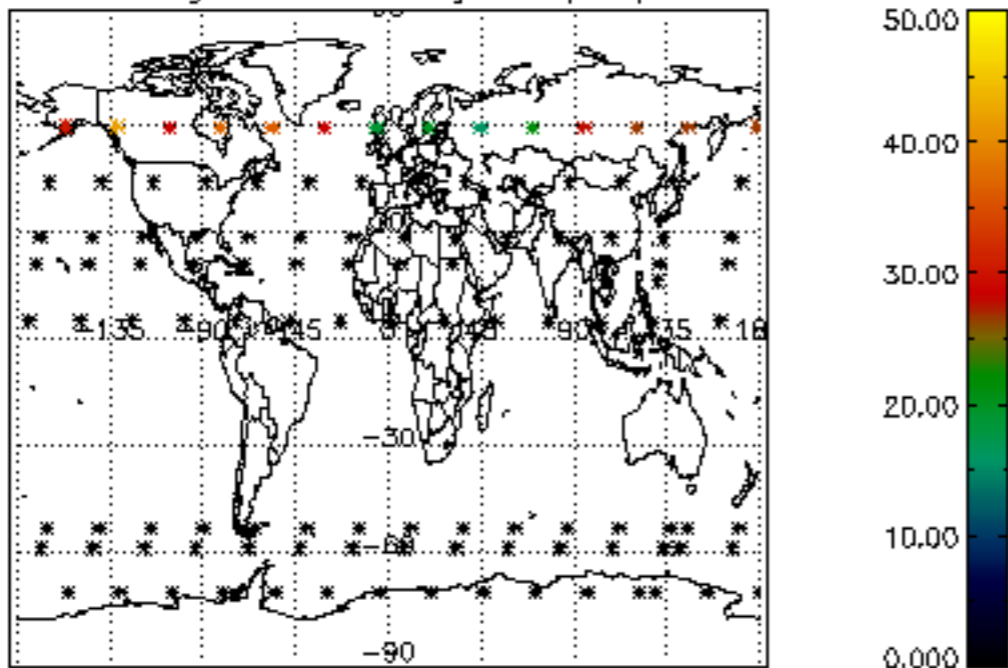
Percentage of star falling outside central band per profile



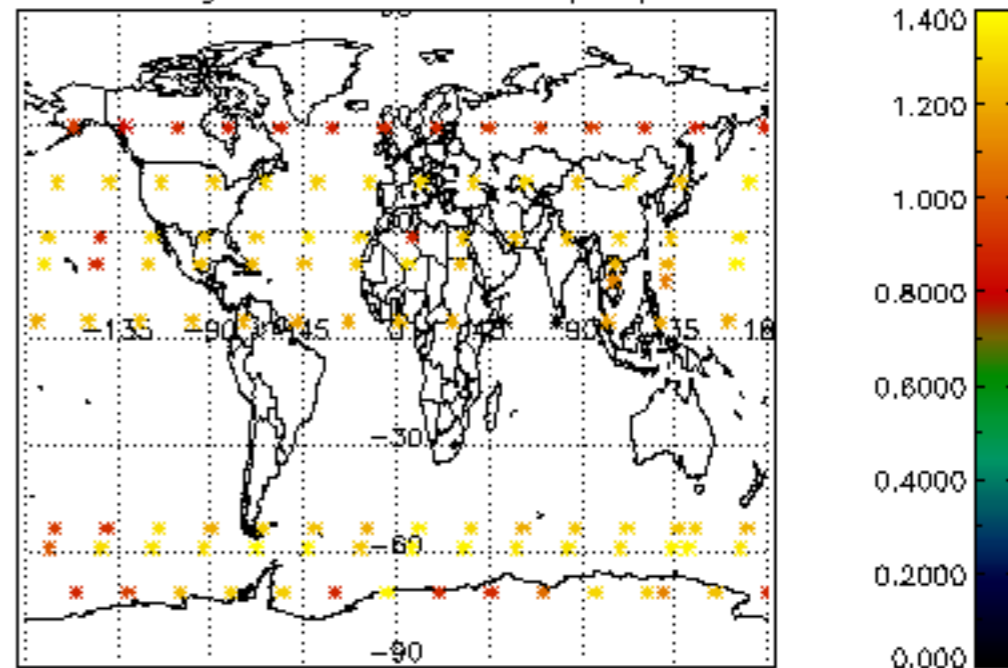
Percentage of saturation errors per profile



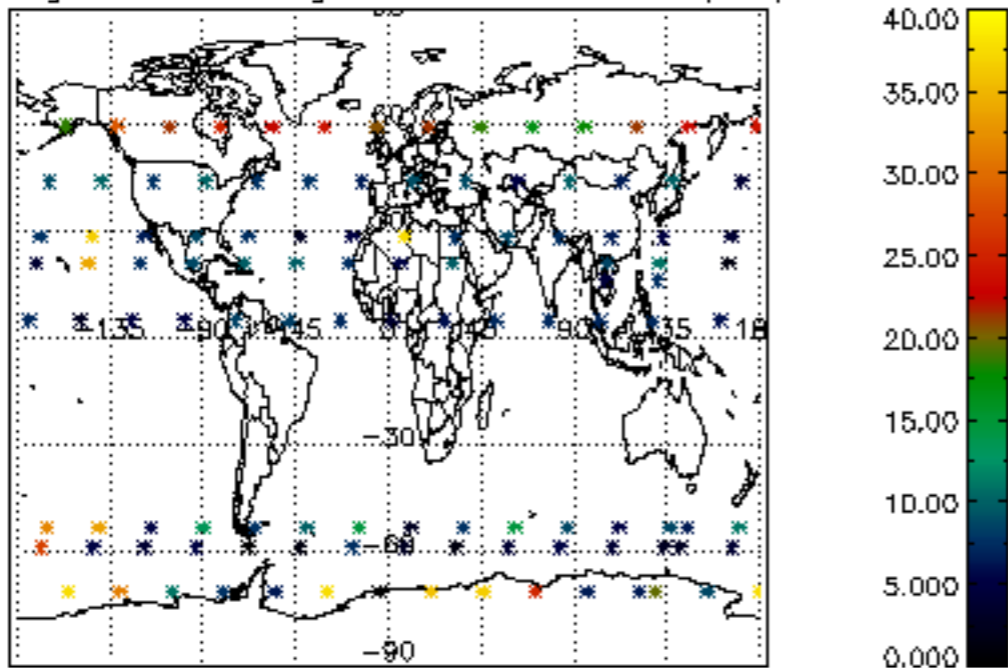
Percentage of cosmic ray hits per profile



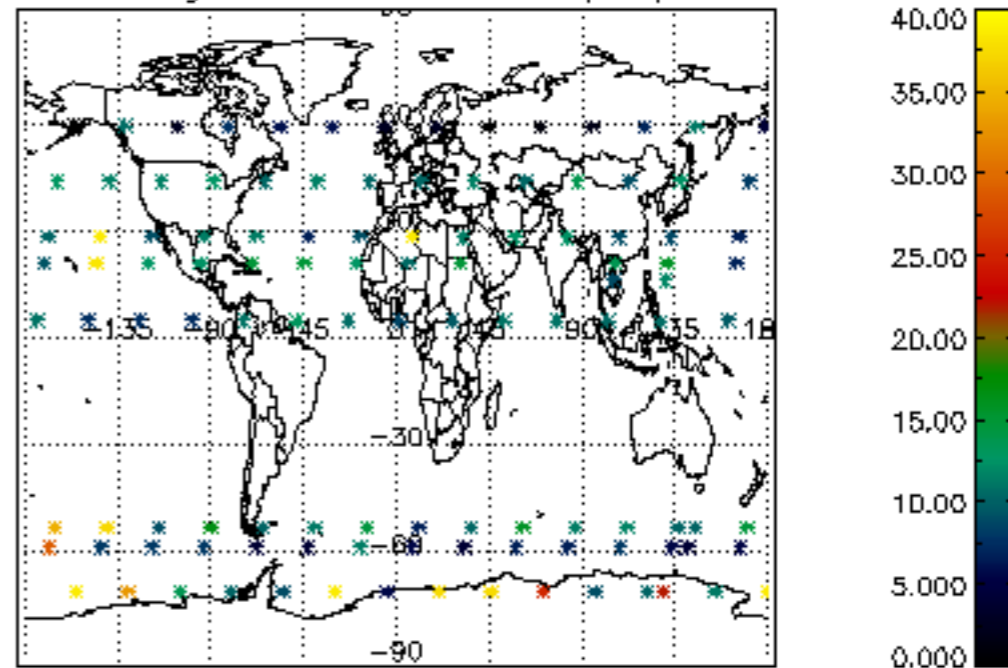
Percentage of datation errors per profile

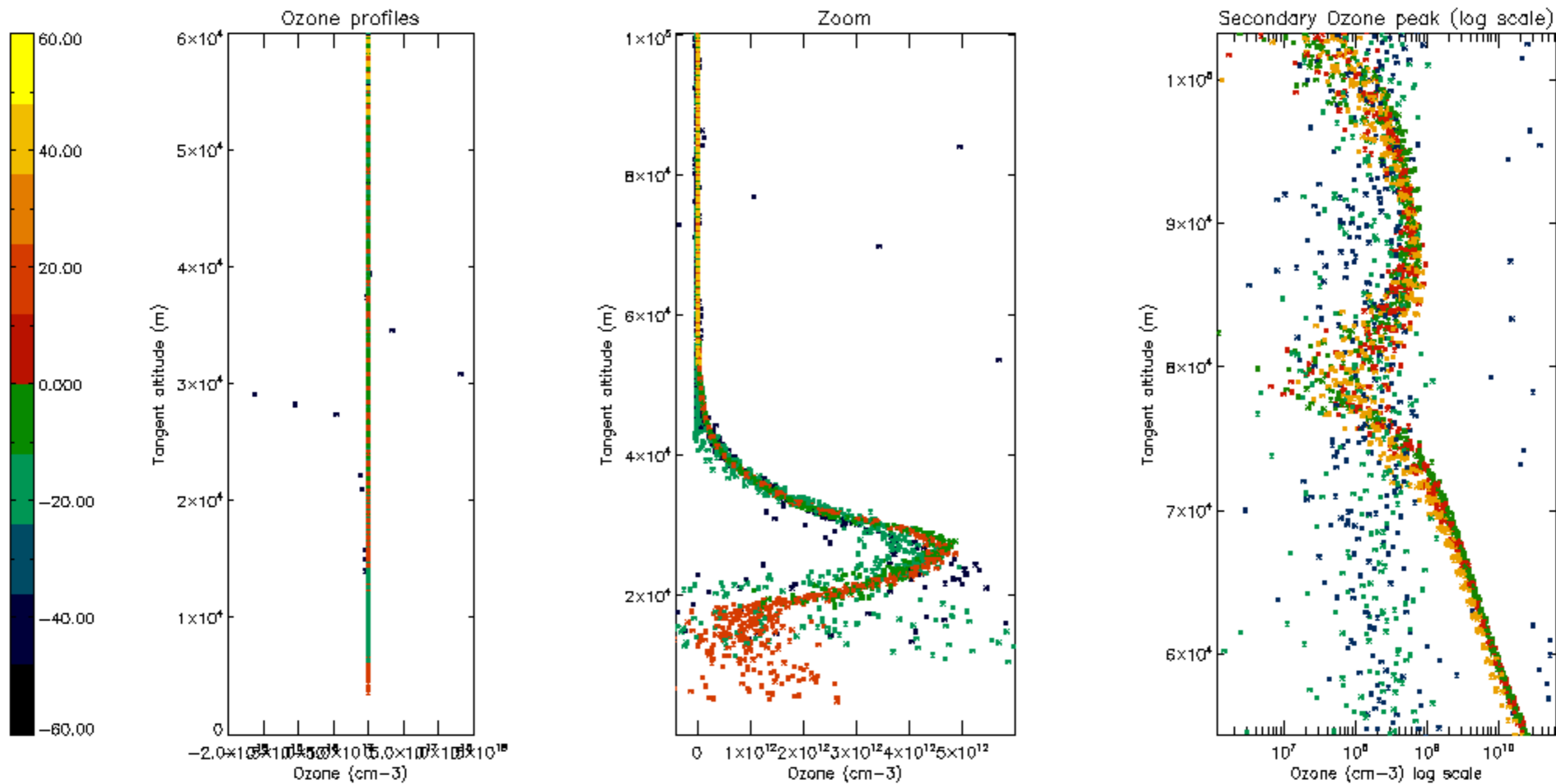


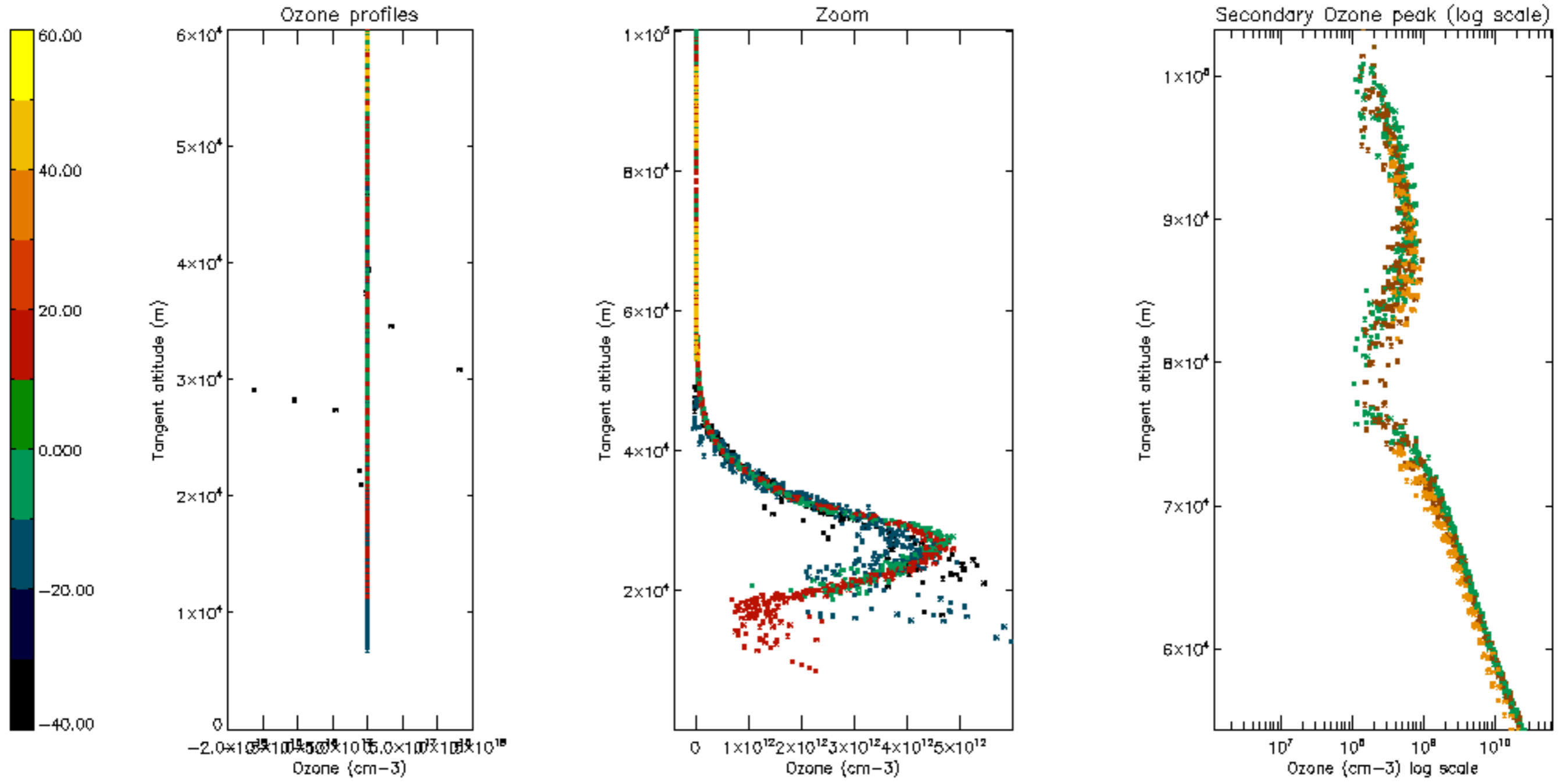
Percentage of star falling outside central band per profile

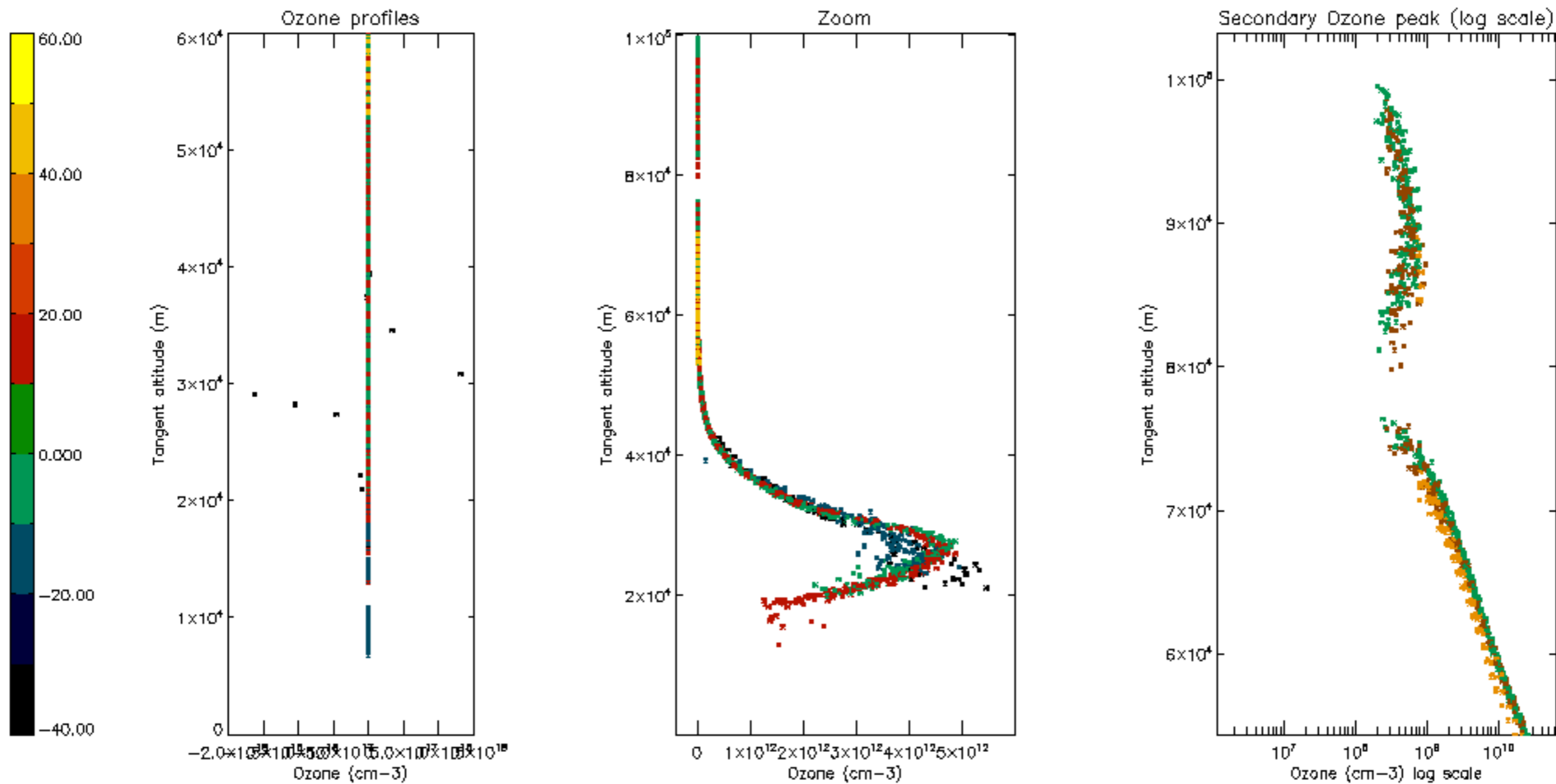


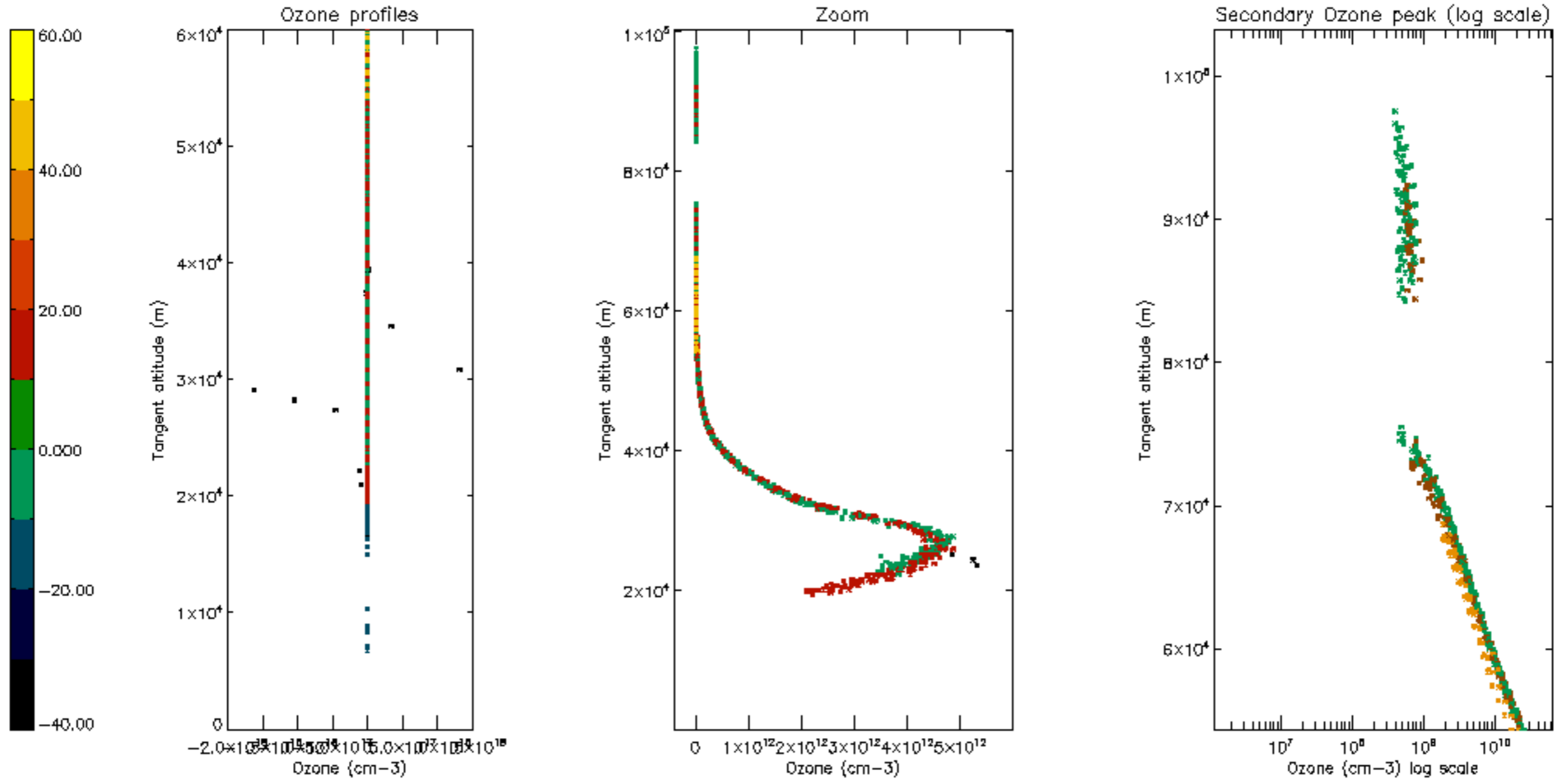
Percentage of saturation errors per profile

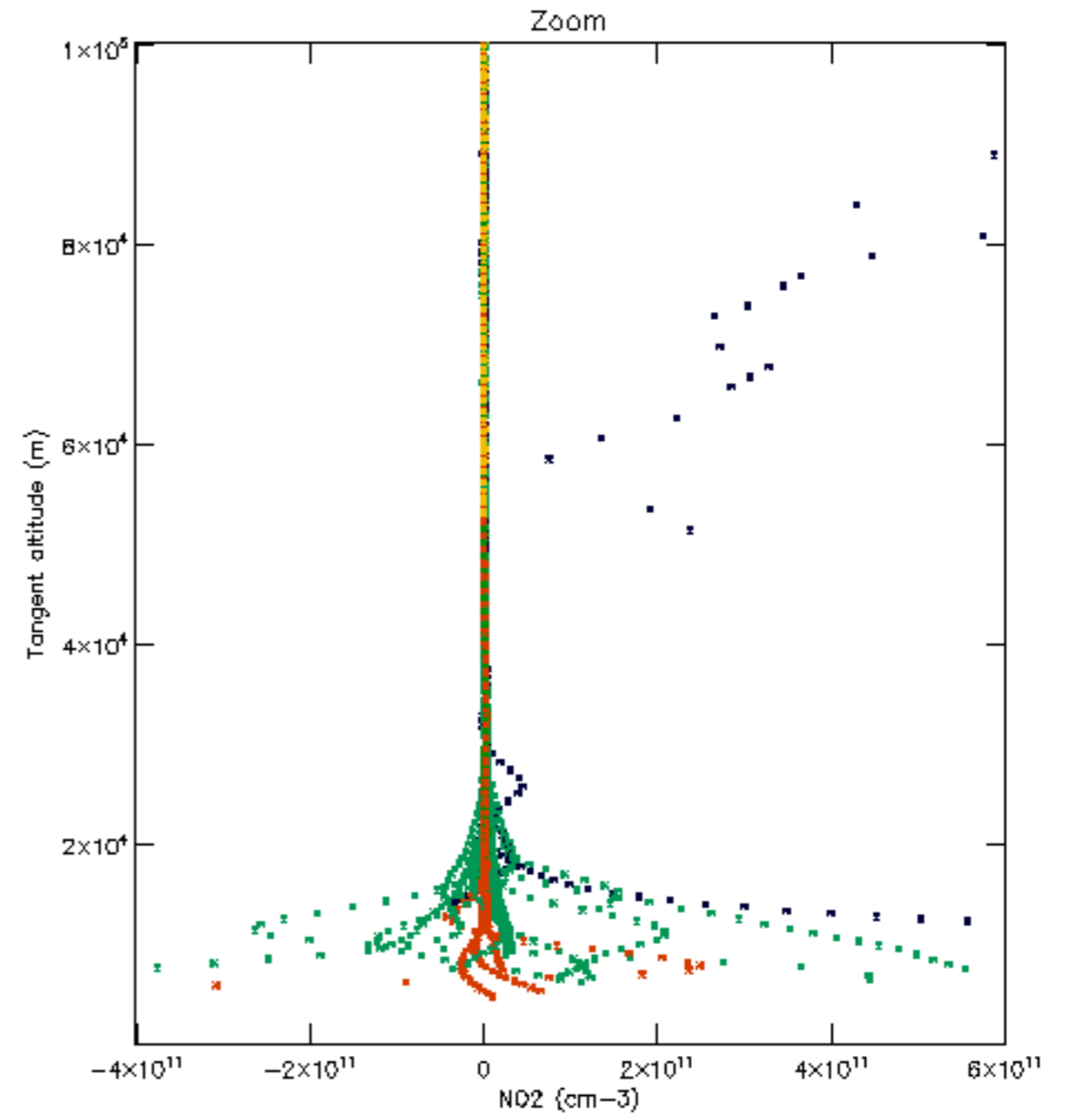
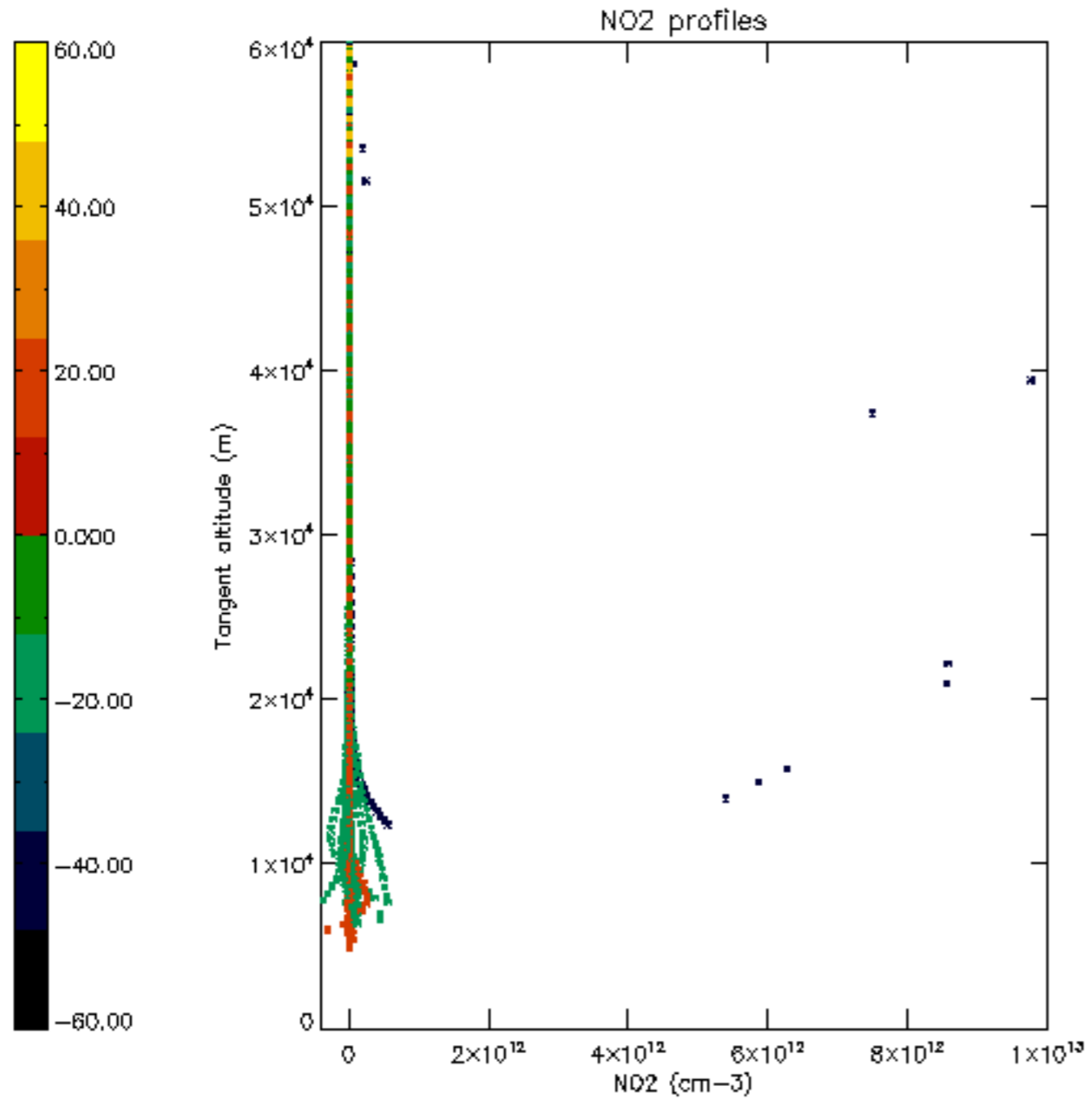


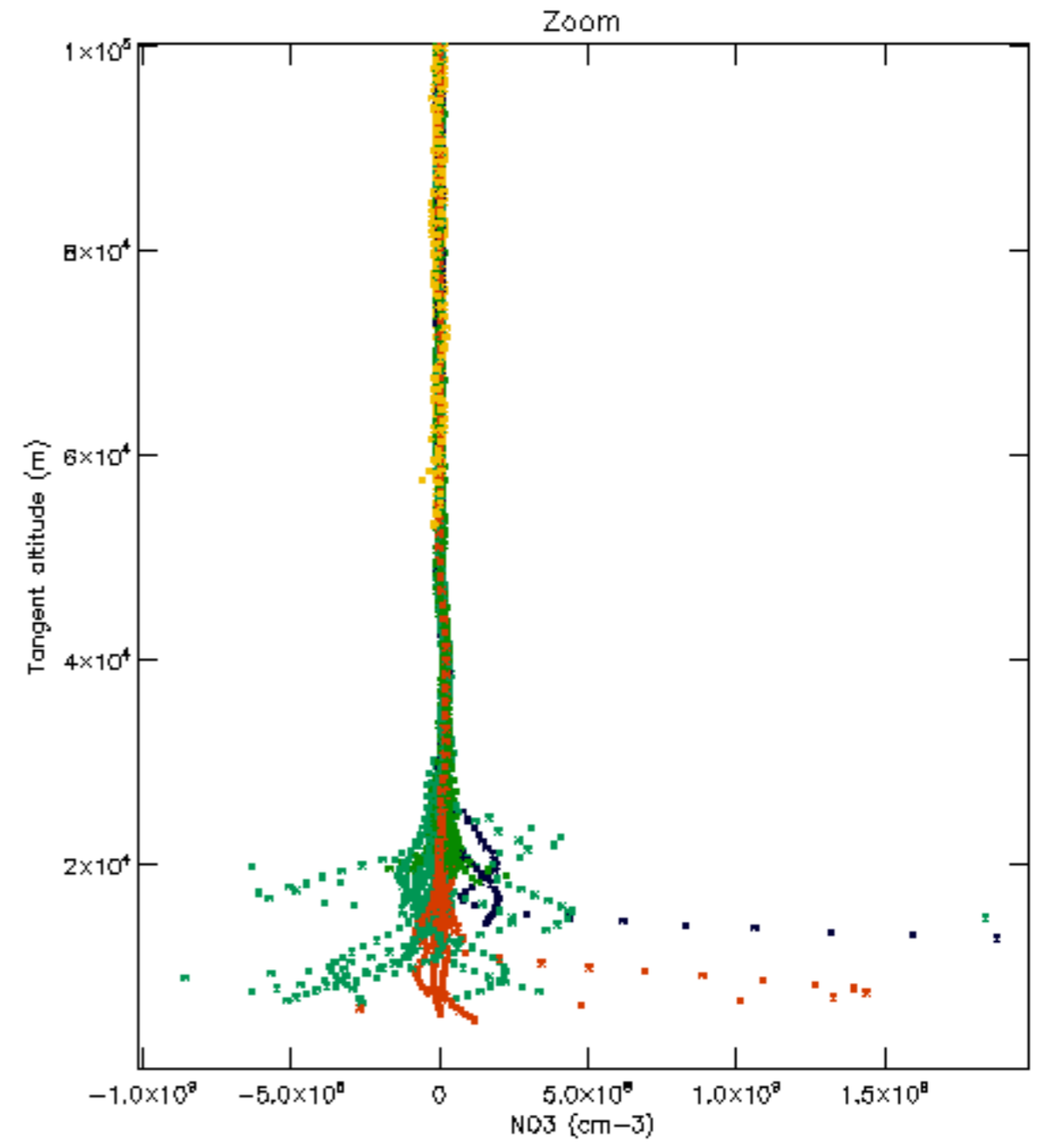
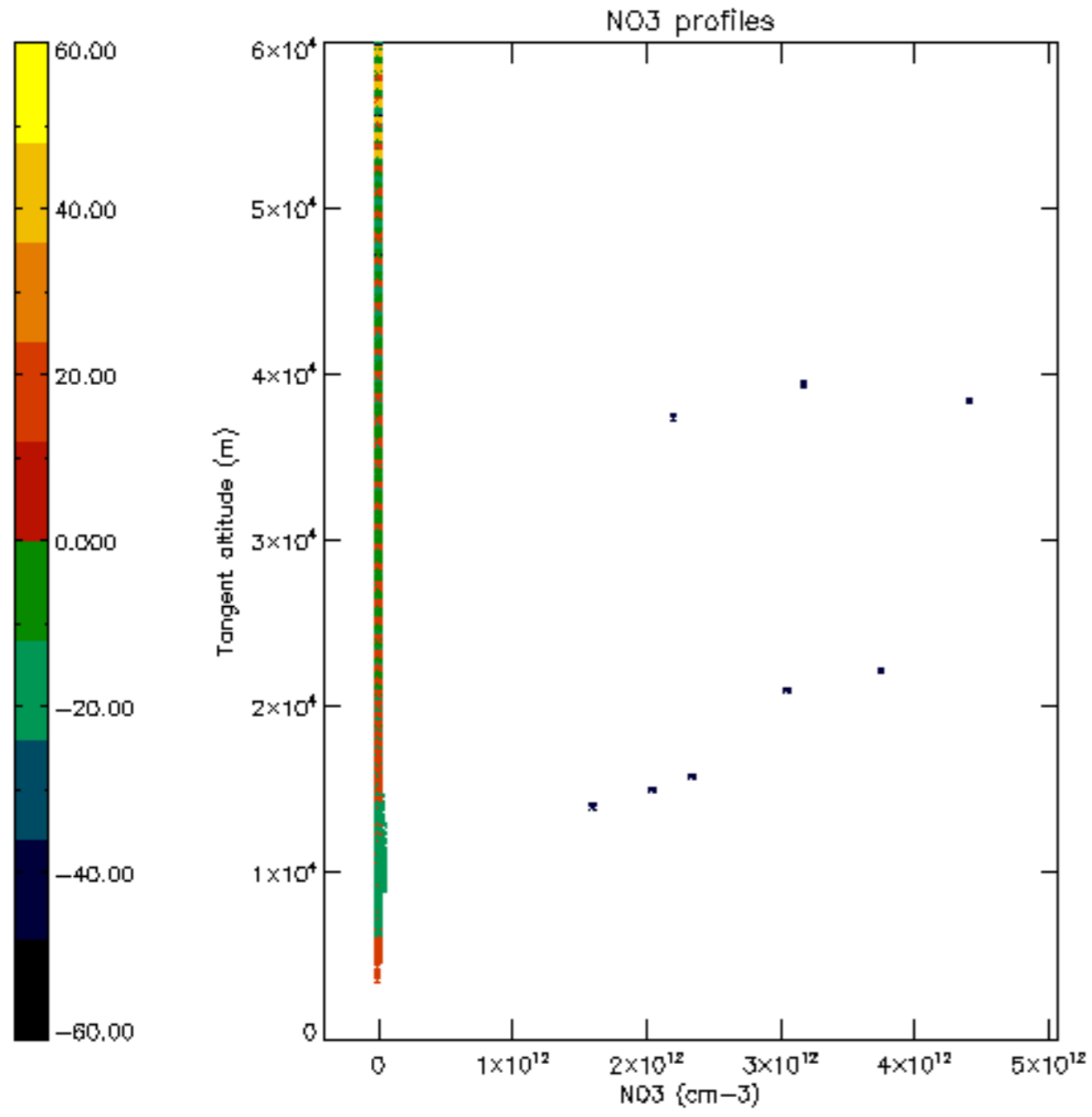


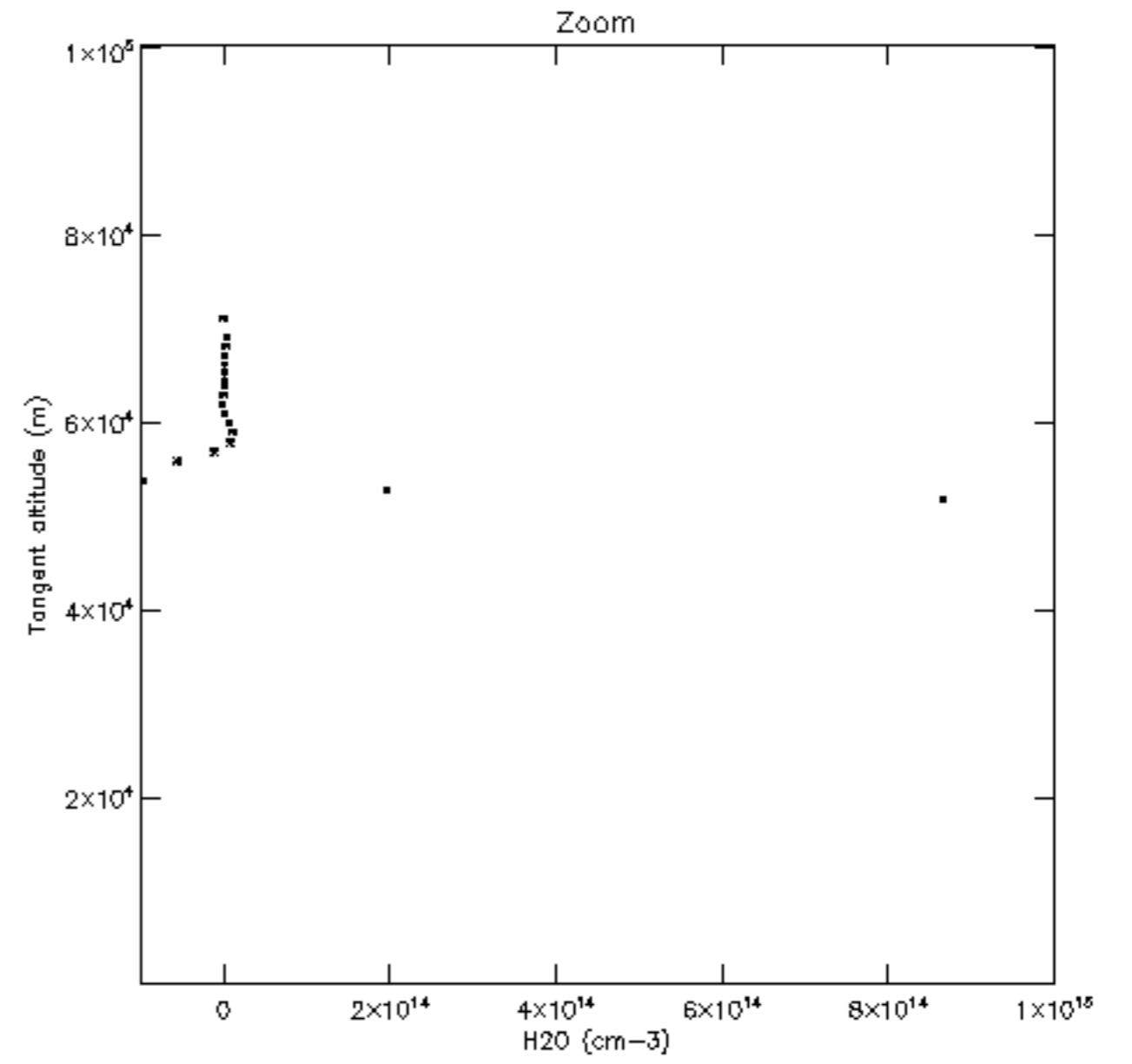
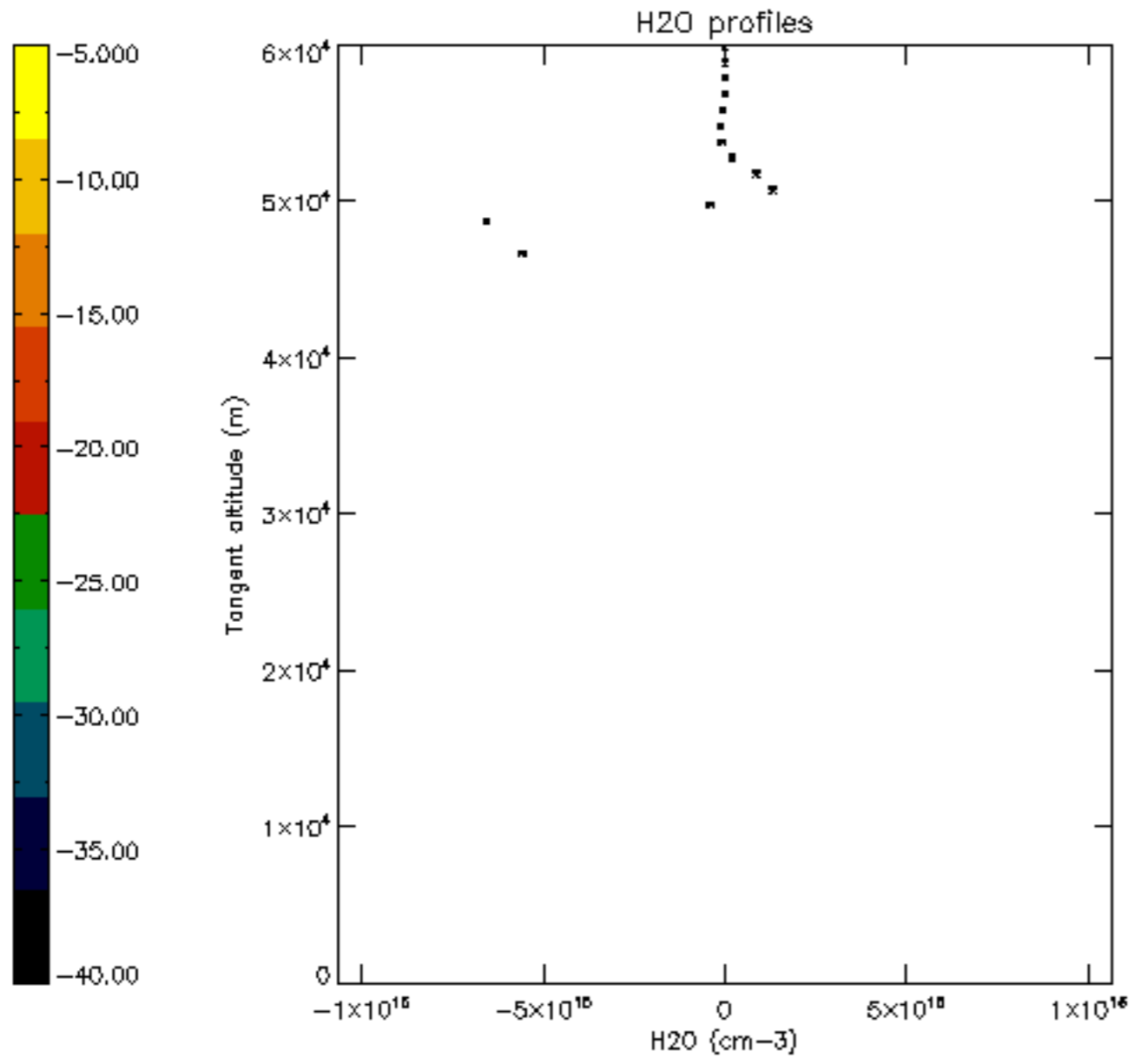


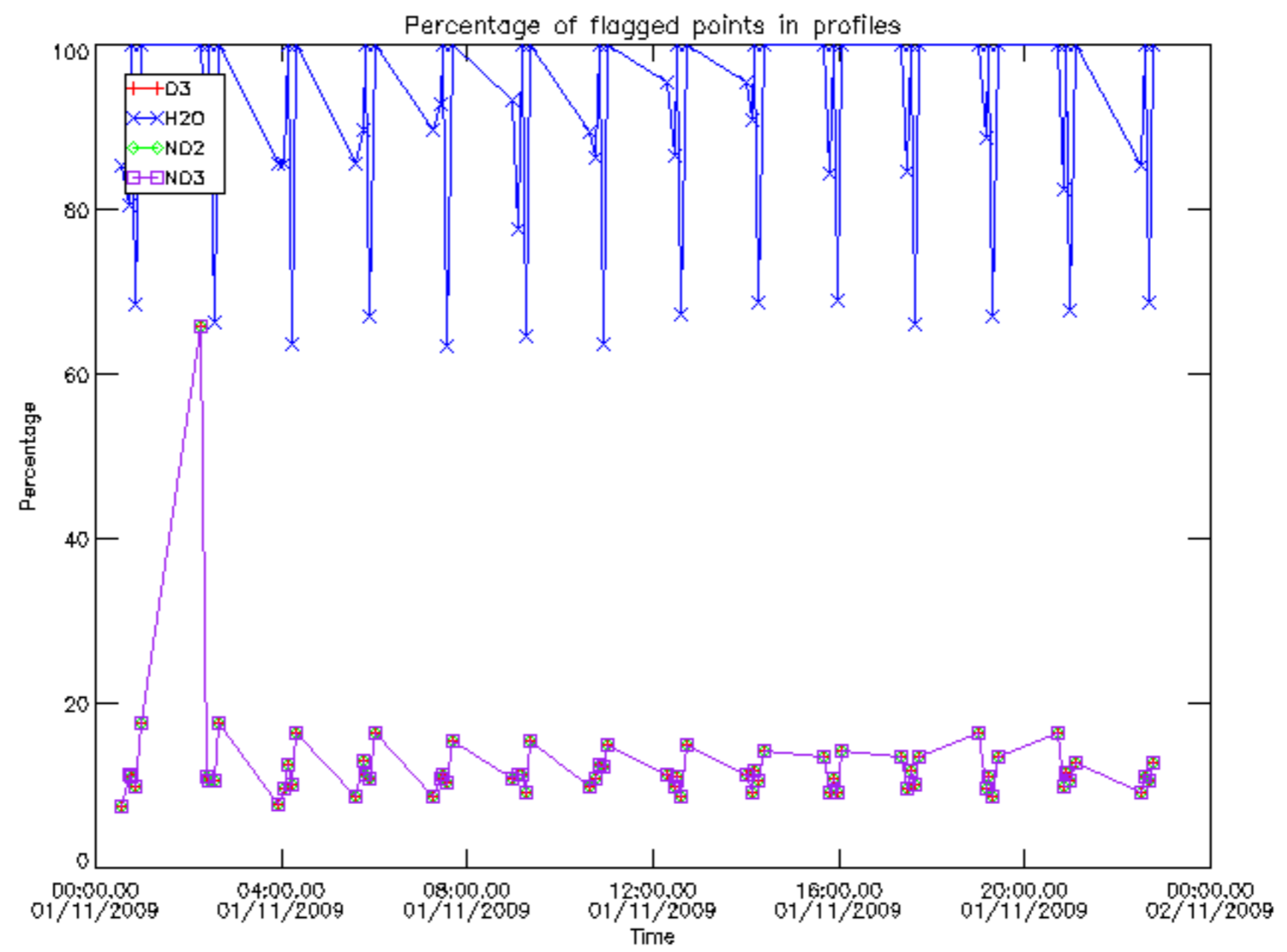




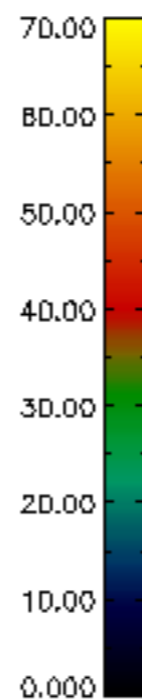
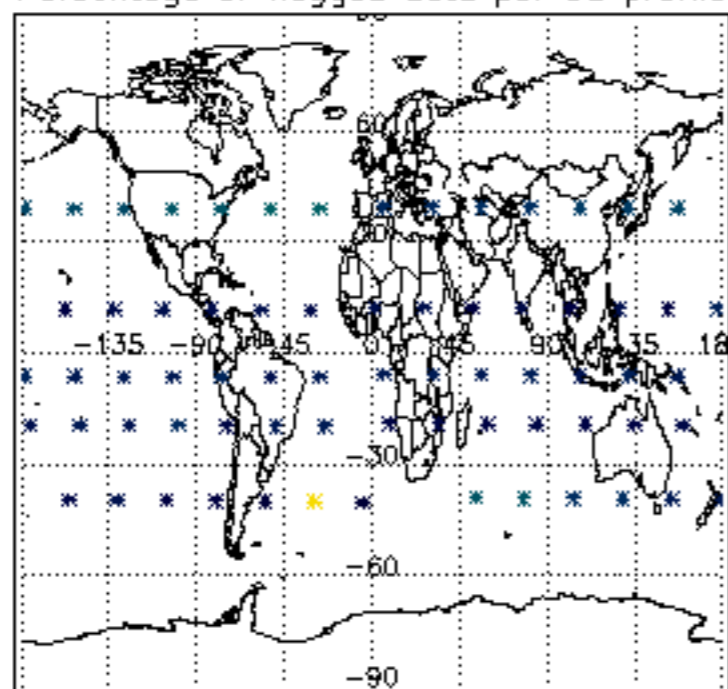




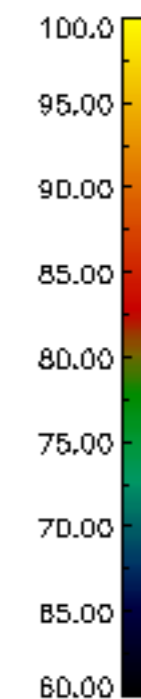
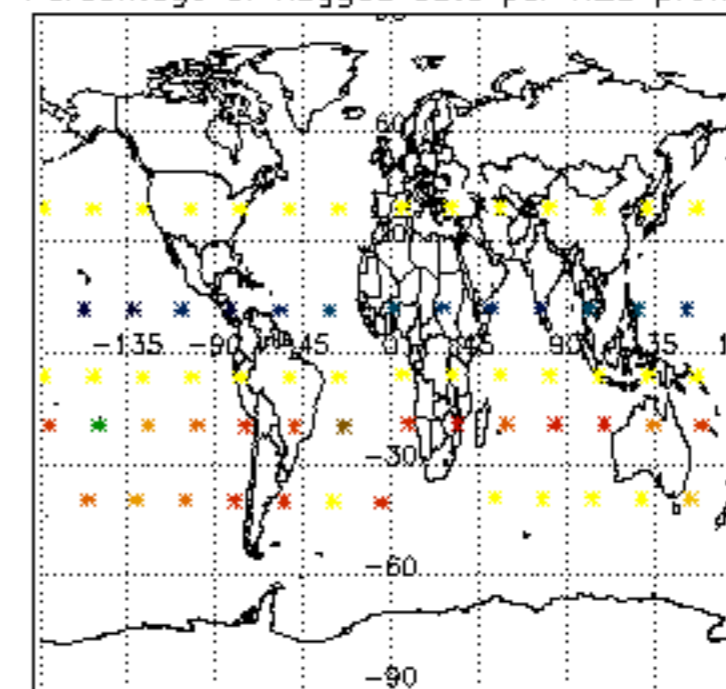




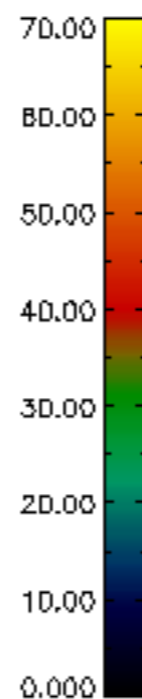
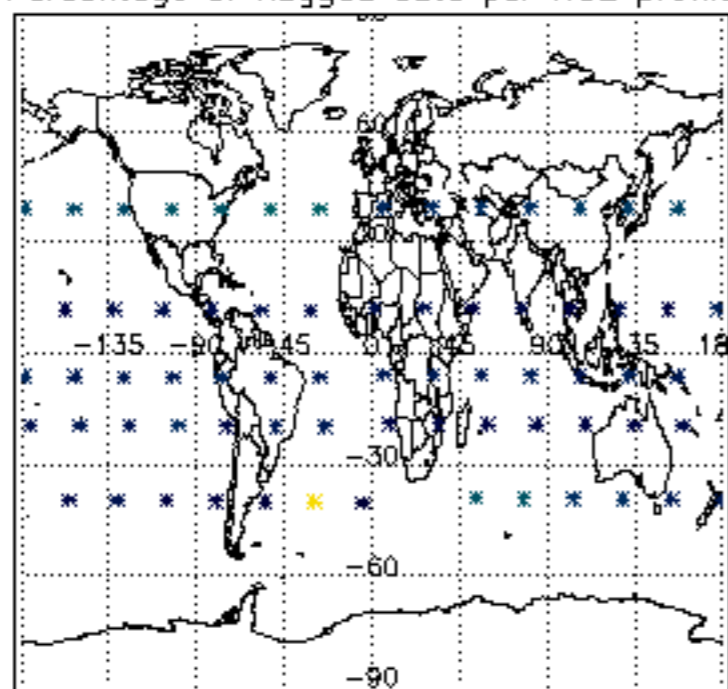
Percentage of flagged data per D3 profile



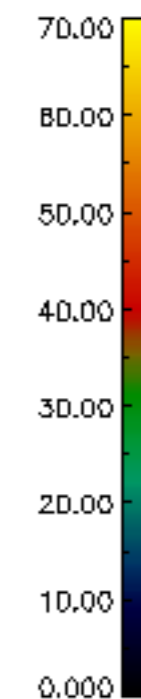
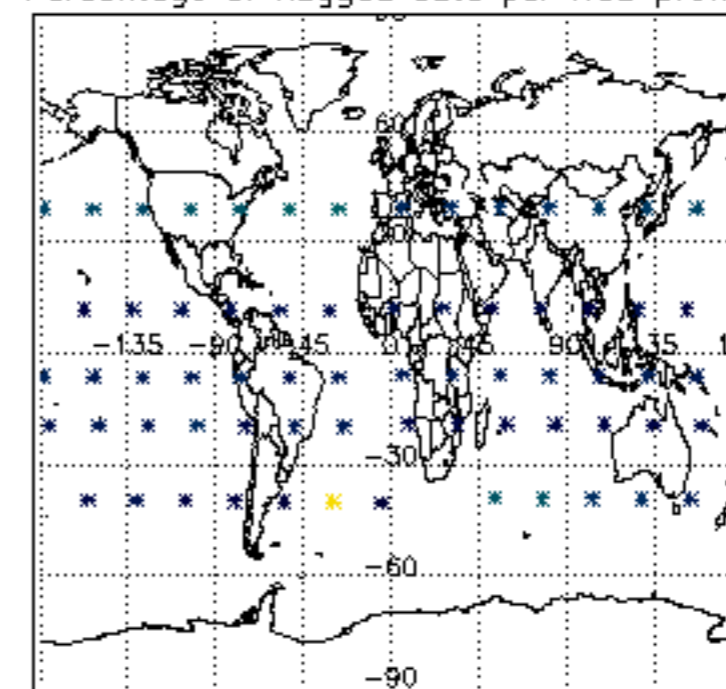
Percentage of flagged data per H2O profile

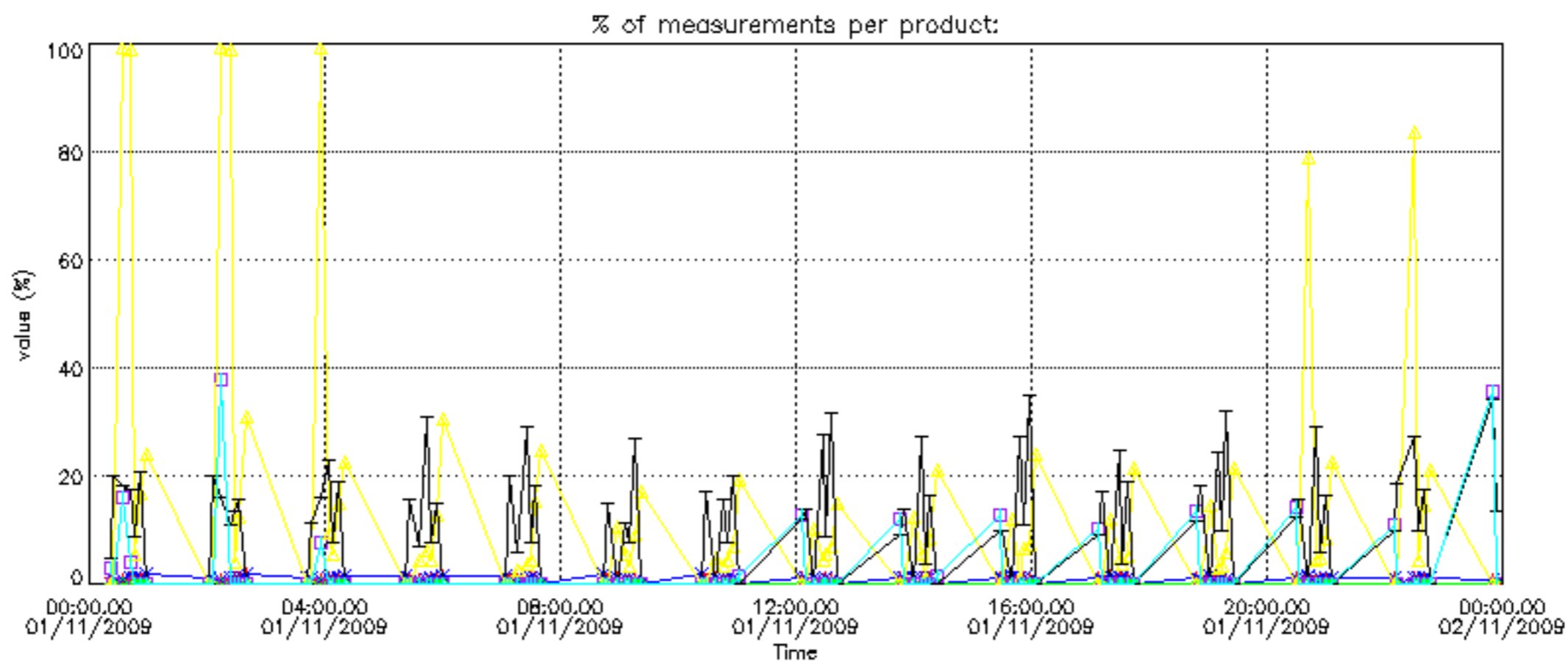


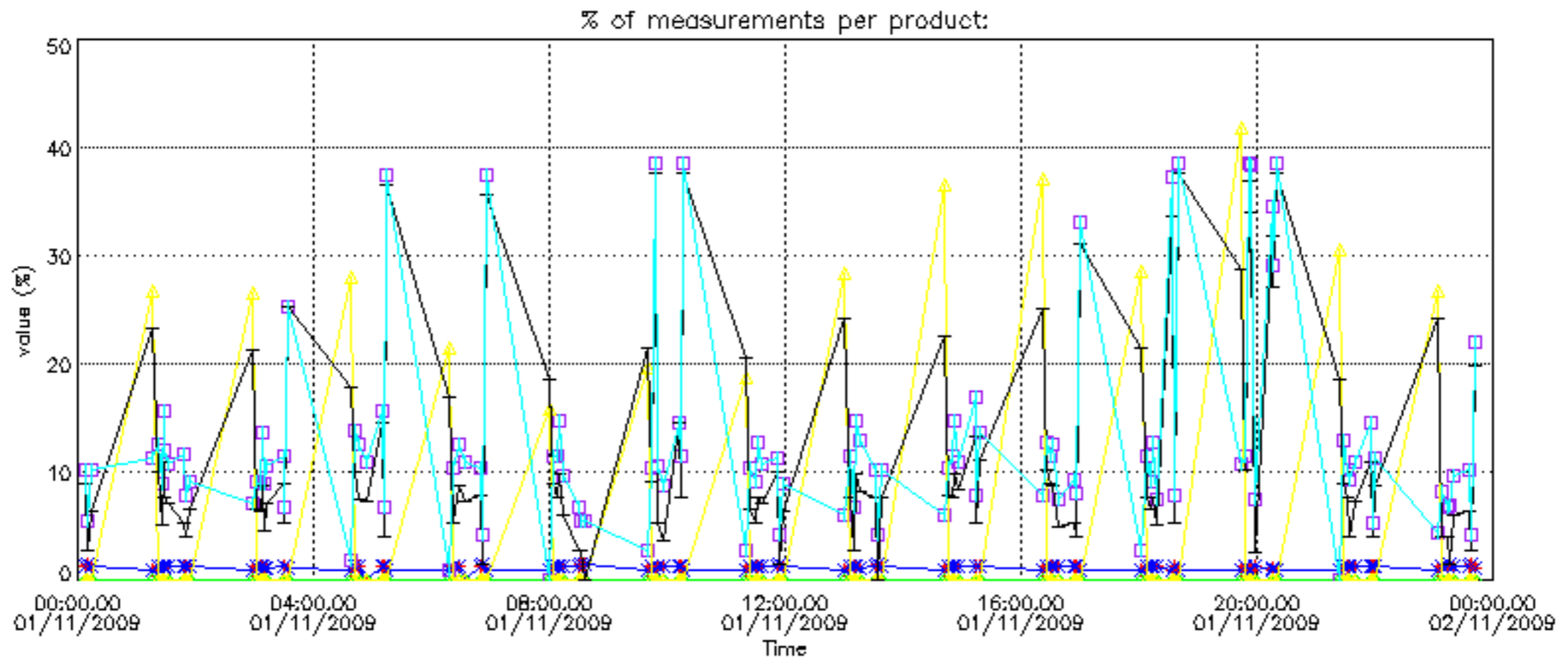
Percentage of flagged data per NO2 profile



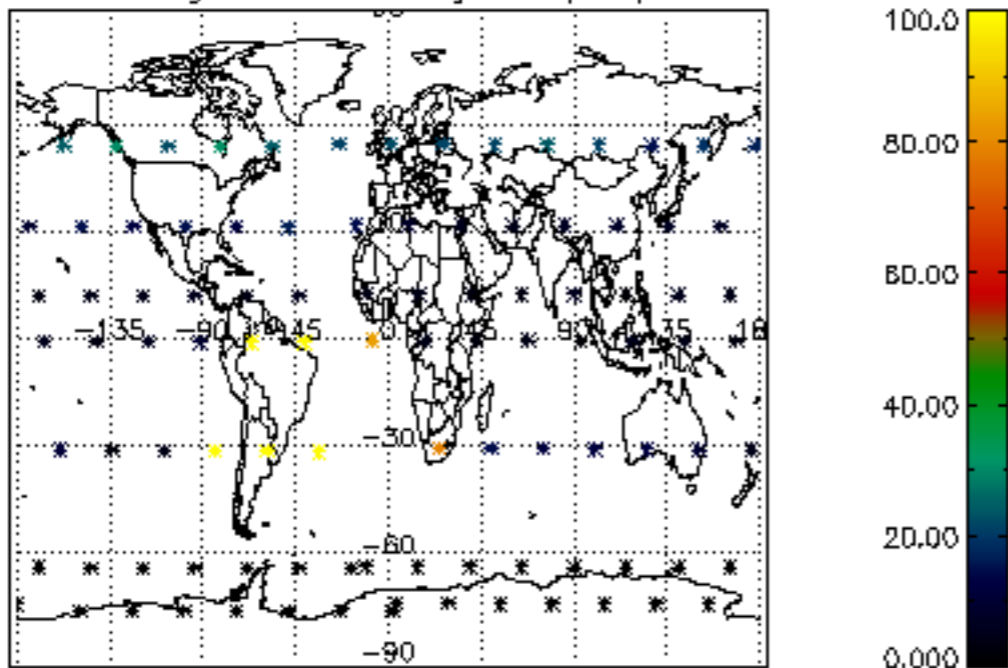
Percentage of flagged data per NO3 profile



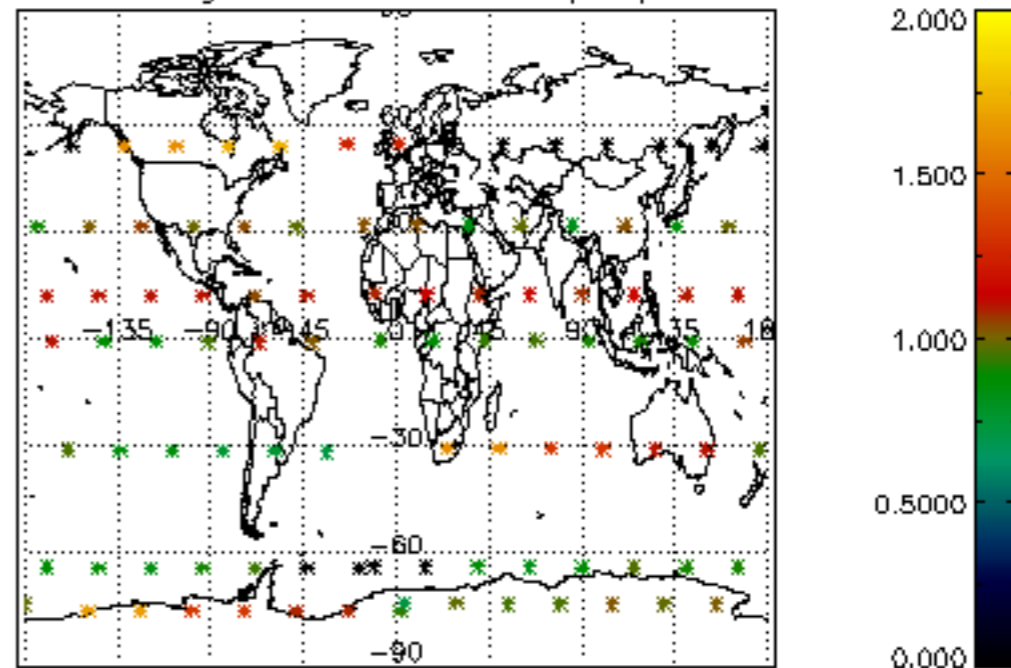




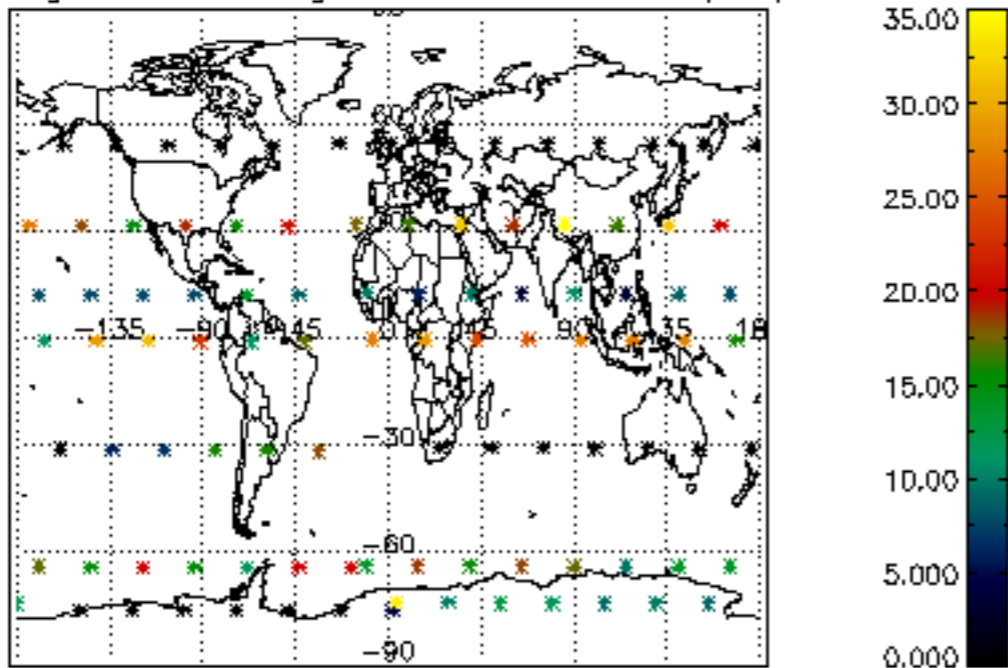
Percentage of cosmic ray hits per profile



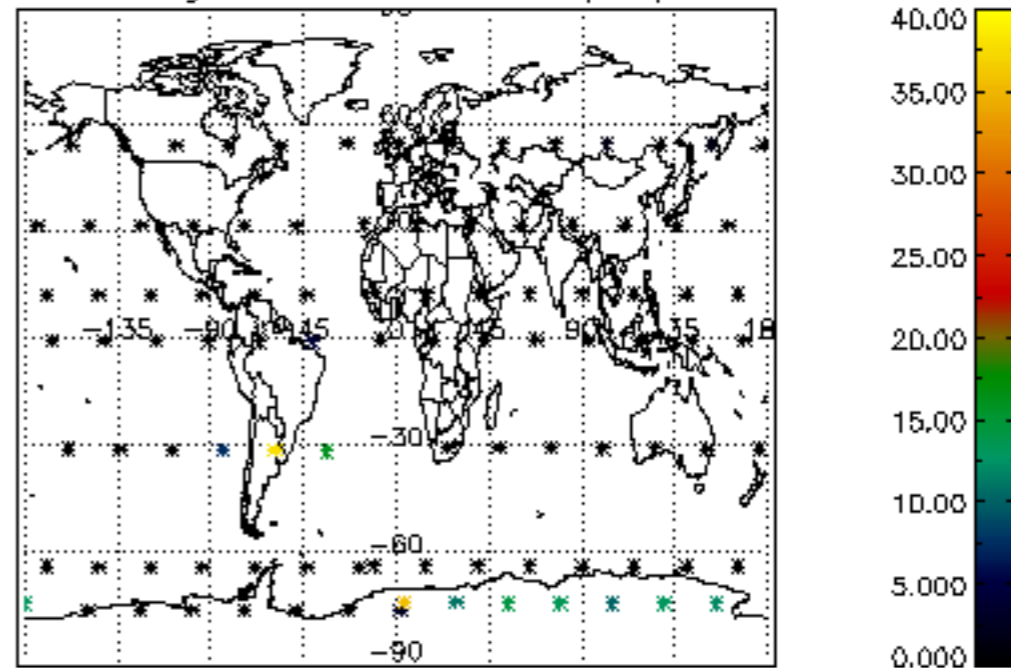
Percentage of datation errors per profile



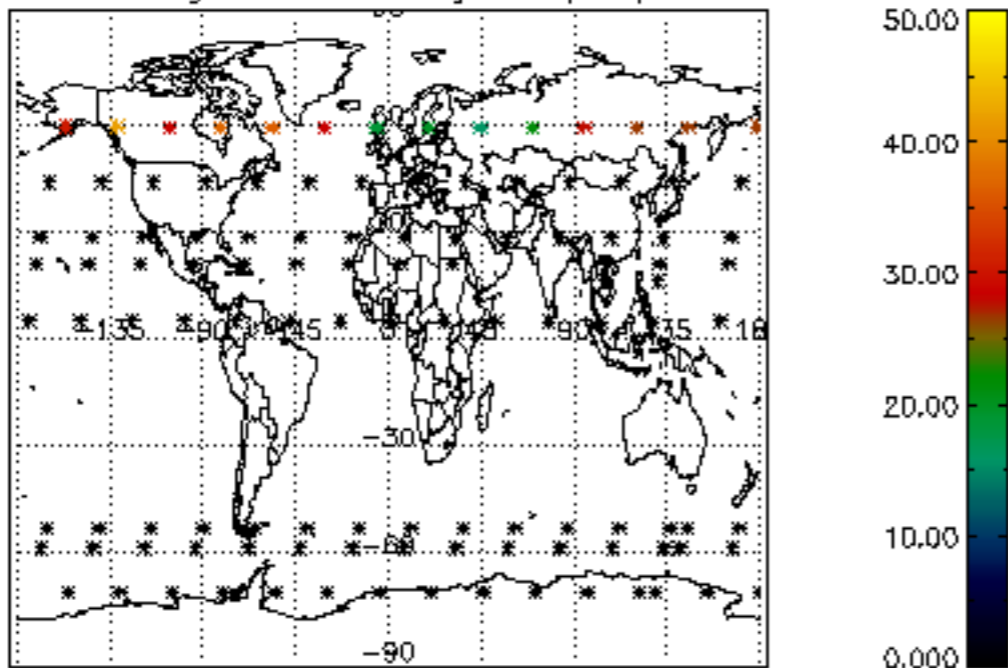
Percentage of star falling outside central band per profile



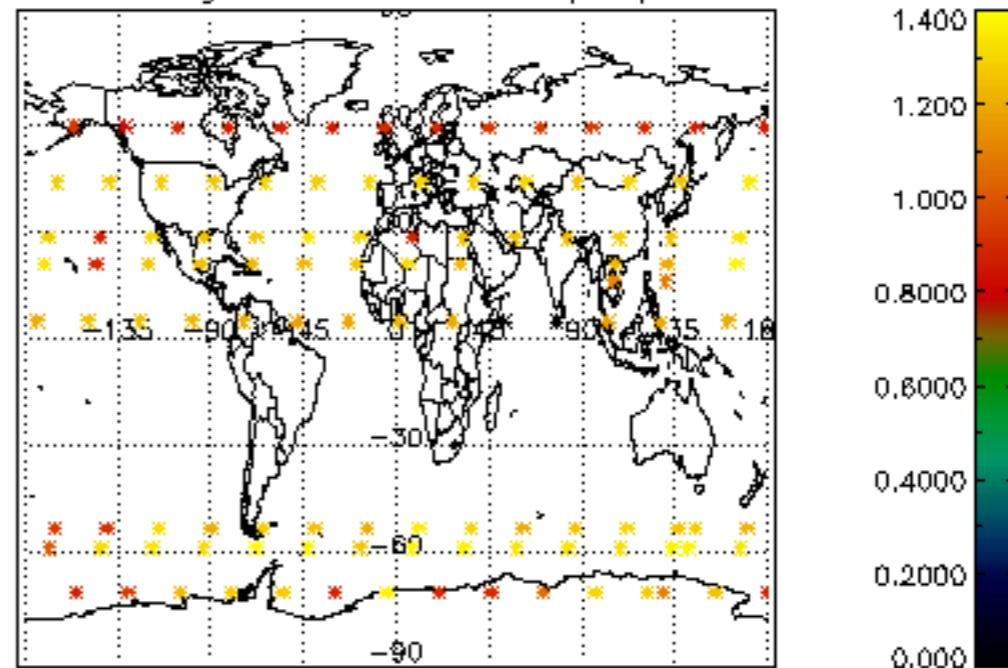
Percentage of saturation errors per profile



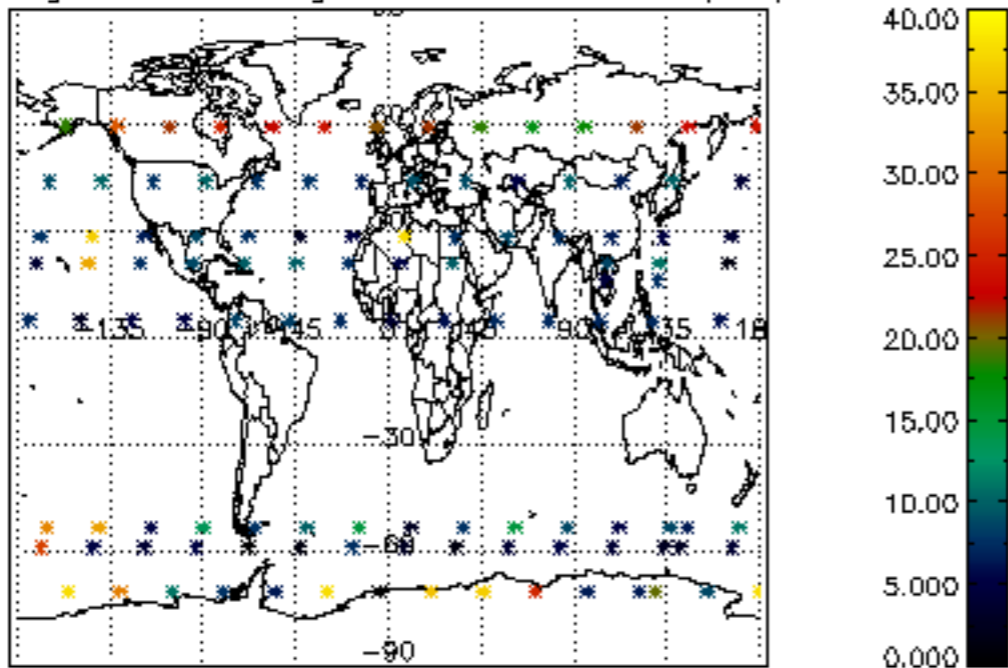
Percentage of cosmic ray hits per profile



Percentage of datation errors per profile



Percentage of star falling outside central band per profile



Percentage of saturation errors per profile

