

GOMOS Level 2 Daily Report

SUMMARY

[1. General Info](#)

[2. Summary of processed GOM_NL_2P products](#)

[3. Level 2 Quality information per product](#)

[3.1 Plot of level 2 quality information per product \(time dependant\)](#)

[3.2 Plot of level 2 quality information per product \(world map\)](#)

[4. Level 1 Quality information per product \(stored on level 2 products\)](#)

[4.1 Plot of level 1 quality information per product \(time dependant\)](#)

[4.1.1 Plot of level 1 quality information per product \(time dependant\): ASCENDING](#)

[4.1.2 Plot of level 1 quality information per product \(time dependant\): DESCENDING](#)

[4.2 Plot of level 1 quality information per product \(world map\)](#)

[4.2.1 Plot of level 1 quality information per product \(world map\): ASCENDING](#)

[4.2.2 Plot of level 1 quality information per product \(world map\): DESCENDING](#)

[5. Ozone profiles based on quality statistics and other trace gas profiles](#)

[5.1 Ozone statistics based on quality of products](#)

[5.2 Plot ozone profiles for all STD \(dark without errors\)](#)

[5.3 Plot ozone profiles where STD < 20% \(dark without errors\)](#)

[5.4. Plot ozone profiles where STD < 10% \(dark without errors\)](#)

[5.5. Plot ozone profiles where STD < 5% \(dark without errors\)](#)

[5.6 Plot NO2 profiles for all STD \(dark without errors\)](#)

[5.7 Plot NO3 profiles for all STD \(dark without errors\)](#)

[5.8 Plot H2O profiles \(only for occultations of stars 1,2,3,4,13,14,16,26,63 dark without errors\) for all STD](#)

[6. Auxiliary Data Files used for the production reported in section 2](#)

This report presents the daily analysis on parameters extracted from GOMOS level 2 data (GOM_NL__2P). It is intended to monitor some important parameters that will impact the quality of these products. A list of level 2 products (and content) that have arrived during the reporting day to the PCF is also given.

Item	Value
Time of report generation	26APR2013 13:30:44
Data source version	GOMOS/6.01
Start time of products	30-10-2009 (30OCT2009 00:00:00)
Stop time of products	31-10-2009 (31OCT2009 00:00:00)
Store outputs in DB	Yes
Nb of level 2 prods	212
Nb of prods with errors	0

2. Summary of processed GOM_NL__2P products.

Nr	Filename	UTC Start time	Limb	Duration	Star Id	Star Name	Star Mag	Star Temp	Nb Meas	Orbit	Prod. error
1	GOM_NL__2PRFIN20091030_000509_000000452083_00445_40078_7240.N1	30-OCT-2009 00:05:09	Dark	45.000	65	Lam Vel	2.2040	4400.0	90	40078	No
2	GOM_NL__2PRFIN20091030_014921_000000462083_00447_40080_7250.N1	30-OCT-2009 01:49:21	Dark	45.500	34	Gam2Vel	1.7930	23000.	91	40080	No
3	GOM_NL__2PRFIN20091030_015451_000000492083_00447_40080_7251.N1	30-OCT-2009 01:54:51	Dark	48.500	2	Alp Car	-0.73600	7000.0	97	40080	No
4	GOM_NL__2PRFIN20091030_020521_000000412083_00447_40080_7252.N1	30-OCT-2009 02:05:21	Straylight	41.000	157	The1Eri	2.9060	9300.0	82	40080	No
5	GOM_NL__2PRFIN20091030_022008_000000622083_00447_40080_7253.N1	30-OCT-2009 02:20:08	Bright	61.500	94	92Alp Cet	2.5260	3100.0	123	40080	No
6	GOM_NL__2PRFIN20091030_022427_000000422083_00447_40080_7254.N1	30-OCT-2009 02:24:27	Bright	41.500	105	6Bet Ari	2.6450	8900.0	83	40080	No
7	GOM_NL__2PRFIN20091030_022856_000000402083_00447_40080_7255.N1	30-OCT-2009 02:28:56	Bright	39.500	173	4Bet Tri	3.0040	8900.0	79	40080	No
8	GOM_NL__2PRFIN20091030_023058_000000392083_00447_40080_7256.N1	30-OCT-2009 02:30:58	Bright	39.000	73	57Gam1And	2.2600	13100.	78	40080	No
9	GOM_NL__2PRFIN20091030_023230_000000452083_00447_40080_7257.N1	30-OCT-2009 02:32:30	Bright	45.000	79	26Bet Per	2.3100	13100.	90	40080	No
10	GOM_NL__2PRFIN20091030_023538_000000432083_00447_40080_7258.N1	30-OCT-2009 02:35:38	Bright	43.000	160	23Gam Per	2.9300	4700.0	86	40080	No
11	GOM_NL__2PRFIN20091030_025143_000000402083_00447_40080_7259.N1	30-OCT-2009 02:51:43	Bright	40.000	36	50Alp UMa	1.8000	6300.0	80	40080	No
12	GOM_NL__2PRFIN20091030_025319_000000442083_00447_40080_7260.N1	30-OCT-2009 02:53:19	Bright	43.500	82	48Bet UMa	2.3650	10600.	87	40080	No
13	GOM_NL__2PRFIN20091030_025658_000000372083_00447_40080_7261.N1	30-OCT-2009 02:56:58	Bright	36.500	174	52Psi UMa	3.0040	4400.0	73	40080	No
14	GOM_NL__2PRFIN20091030_030447_000000552083_00447_40080_7262.N1	30-OCT-2009 03:04:47	Bright	54.500	166	17Eps Leo	2.9800	6000.0	109	40080	No
15	GOM_NL__2PRFIN20091030_030830_000000552083_00447_40080_7263.N1	30-OCT-2009 03:08:30	Bright	54.500	22	32Alp Leo	1.3600	15200.	109	40080	No
16	GOM_NL__2PRFIN20091030_031735_000000652083_00447_40080_7264.N1	30-OCT-2009 03:17:35	Dark	64.500	48	30Alp Hya	1.9770	4100.0	129	40080	No
17	GOM_NL__2PRFIN20091030_032623_000000582083_00447_40080_7265.N1	30-OCT-2009 03:26:23	Dark	58.000	65	Lam Vel	2.2040	4400.0	116	40080	No
18	GOM_NL__2PRFIN20091030_032958_000000462083_00448_40081_7261.N1	30-OCT-2009 03:29:58	Dark	45.500	34	Gam2Vel	1.7930	23000.	91	40081	No
19	GOM_NL__2PRFIN20091030_033528_000000492083_00448_40081_7262.N1	30-OCT-2009 03:35:28	Dark	48.500	2	Alp Car	-0.73600	7000.0	97	40081	No
20	GOM_NL__2PRFIN20091030_034557_000000412083_00448_40081_7263.N1	30-OCT-2009 03:45:57	Straylight	41.000	157	The1Eri	2.9060	9300.0	82	40081	No
21	GOM_NL__2PRFIN20091030_040044_000000692083_00448_40081_7264.N1	30-OCT-2009 04:00:44	Bright	68.500	94	92Alp Cet	2.5260	3100.0	137	40081	No
22	GOM_NL__2PRFIN20091030_040503_000000412083_00448_40081_7265.N1	30-OCT-2009 04:05:03	Bright	40.500	105	6Bet Ari	2.6450	8900.0	81	40081	No
23	GOM_NL__2PRFIN20091030_040932_000000402083_00448_40081_7266.N1	30-OCT-2009 04:09:32	Bright	39.500	173	4Bet Tri	3.0040	8900.0	79	40081	No
24	GOM_NL__2PRFIN20091030_041134_000000412083_00448_40081_7267.N1	30-OCT-2009 04:11:34	Bright	40.500	73	57Gam1And	2.2600	13100.	81	40081	No
25	GOM_NL__2PRFIN20091030_041305_000000452083_00448_40081_7268.N1	30-OCT-2009 04:13:05	Bright	45.000	79	26Bet Per	2.3100	13100.	90	40081	No
26	GOM_NL__2PRFIN20091030_041613_000000422083_00448_40081_7269.N1	30-OCT-2009 04:16:13	Bright	42.000	160	23Gam Per	2.9300	4700.0	84	40081	No
27	GOM_NL__2PRFIN20091030_043219_000000372083_00448_40081_7270.N1	30-OCT-2009 04:32:19	Bright	37.000	36	50Alp UMa	1.8000	6300.0	74	40081	No
28	GOM_NL__2PRFIN20091030_043355_000000402083_00448_40081_7271.N1	30-OCT-2009 04:33:55	Bright	39.500	82	48Bet UMa	2.3650	10600.	79	40081	No
29	GOM_NL__2PRFIN20091030_043734_000000372083_00448_40081_7272.N1	30-OCT-2009 04:37:34	Bright	36.500	174	52Psi UMa	3.0040	4400.0	73	40081	No
30	GOM_NL__2PRFIN20091030_044523_000000542083_00448_40081_7273.N1	30-OCT-2009 04:45:23	Bright	54.000	166	17Eps Leo	2.9800	6000.0	108	40081	No
31	GOM_NL__2PRFIN20091030_044907_000000562083_00448_40081_7274.N1	30-OCT-2009 04:49:07	Bright	56.000	22	32Alp Leo	1.3600	15200.	112	40081	No
32	GOM_NL__2PRFIN20091030_045813_000000662083_00448_40081_7275.N1	30-OCT-2009 04:58:13	Dark	66.000	48	30Alp Hya	1.9770	4100.0	132	40081	No
33	GOM_NL__2PRFIN20091030_050659_000000582083_00448_40081_7276.N1	30-OCT-2009 05:06:59	Dark	57.500	65	Lam Vel	2.2040	4400.0	115	40081	No
34	GOM_NL__2PRFIN20091030_051035_000000462083_00449_40082_7299.N1	30-OCT-2009 05:10:35	Dark	45.500	34	Gam2Vel	1.7930	23000.	91	40082	No
35	GOM_NL__2PRFIN20091030_051605_000000472083_00449_40082_7300.N1	30-OCT-2009 05:16:05	Dark	47.000	2	Alp Car	-0.73600	7000.0	94	40082	No
36	GOM_NL__2PRFIN20091030_052633_000000412083_00449_40082_7301.N1	30-OCT-2009 05:26:33	Straylight	40.500	157	The1Eri	2.9060	9300.0	81	40082	No
37	GOM_NL__2PRFIN20091030_054119_000000582083_00449_40082_7302.N1	30-OCT-2009 05:41:19	Bright	58.000	94	92Alp Cet	2.5260	3100.0	116	40082	No
38	GOM_NL__2PRFIN20091030_054539_000000392083_00449_40082_7303.N1	30-OCT-2009 05:45:39	Bright	38.500	105	6Bet Ari	2.6450	8900.0	77	40082	No
39	GOM_NL__2PRFIN20091030_055008_000000382083_00449_40082_7304.N1	30-OCT-2009 05:50:08	Bright	38.000	173	4Bet Tri	3.0040	8900.0	76	40082	No
40	GOM_NL__2PRFIN20091030_055209_000000402083_00449_40082_7305.N1	30-OCT-2009 05:52:09	Bright	40.000	73	57Gam1And	2.2600	13100.	80	40082	No
41	GOM_NL__2PRFIN20091030_055340_000000452083_00449_40082_7306.N1	30-OCT-2009 05:53:40	Bright	44.500	79	26Bet Per	2.3100	13100.	89	40082	No
42	GOM_NL__2PRFIN20091030_055649_000000412083_00449_40082_7307.N1	30-OCT-2009 05:56:49	Bright	40.500	160	23Gam Per	2.9300	4700.0	81	40082	No

43	GOM_NL__2PRFIN20091030_061255_000000362083_00449_40082_7308.N1	30-OCT-2009 06:12:55	Bright	36.000	36	50Alp UMa	1.8000	6300.0	72	40082	No
44	GOM_NL__2PRFIN20091030_061431_000000392083_00449_40082_7309.N1	30-OCT-2009 06:14:31	Bright	39.000	82	48Bet UMa	2.3650	10600.	78	40082	No
45	GOM_NL__2PRFIN20091030_061810_000000382083_00449_40082_7310.N1	30-OCT-2009 06:18:10	Bright	37.500	174	52Psi UMa	3.0040	4400.0	75	40082	No
46	GOM_NL__2PRFIN20091030_062600_000000552083_00449_40082_7311.N1	30-OCT-2009 06:26:00	Bright	55.000	166	17Eps Leo	2.9800	6000.0	110	40082	No
47	GOM_NL__2PRFIN20091030_062944_000000512083_00449_40082_7312.N1	30-OCT-2009 06:29:44	Bright	51.000	22	32Alp Leo	1.3600	15200.	102	40082	No
48	GOM_NL__2PRFIN20091030_063850_000000712083_00449_40082_7313.N1	30-OCT-2009 06:38:50	Dark	71.000	48	30Alp Hya	1.9770	4100.0	142	40082	No
49	GOM_NL__2PRFIN20091030_064736_000000522083_00449_40082_7314.N1	30-OCT-2009 06:47:36	Dark	52.000	65	Lam Vel	2.2040	4400.0	104	40082	No
50	GOM_NL__2PRFIN20091030_065112_000000462083_00450_40083_7311.N1	30-OCT-2009 06:51:12	Dark	45.500	34	Gam2Vel	1.7930	23000.	91	40083	No
51	GOM_NL__2PRFIN20091030_065642_000000492083_00450_40083_7312.N1	30-OCT-2009 06:56:42	Dark	49.000	2	Alp Car	-0.73600	7000.0	98	40083	No
52	GOM_NL__2PRFIN20091030_070710_000000402083_00450_40083_7313.N1	30-OCT-2009 07:07:10	Straylight	40.000	157	The1Eri	2.9060	9300.0	80	40083	No
53	GOM_NL__2PRFIN20091030_072155_000000632083_00450_40083_7314.N1	30-OCT-2009 07:21:55	Bright	62.500	94	92Alp Cet	2.5260	3100.0	125	40083	No
54	GOM_NL__2PRFIN20091030_072615_000000392083_00450_40083_7315.N1	30-OCT-2009 07:26:15	Bright	39.000	105	6Bet Ari	2.6450	8900.0	78	40083	No
55	GOM_NL__2PRFIN20091030_073043_000000402083_00450_40083_7316.N1	30-OCT-2009 07:30:43	Bright	39.500	173	4Bet Tri	3.0040	8900.0	79	40083	No
56	GOM_NL__2PRFIN20091030_073245_000000392083_00450_40083_7317.N1	30-OCT-2009 07:32:45	Bright	39.000	73	57Gam1And	2.2600	13100.	78	40083	No
57	GOM_NL__2PRFIN20091030_073415_000000462083_00450_40083_7318.N1	30-OCT-2009 07:34:15	Bright	46.000	79	26Bet Per	2.3100	13100.	92	40083	No
58	GOM_NL__2PRFIN20091030_073724_000000422083_00450_40083_7319.N1	30-OCT-2009 07:37:24	Bright	41.500	160	23Gam Per	2.9300	4700.0	83	40083	No
59	GOM_NL__2PRFIN20091030_075331_000000472083_00450_40083_7320.N1	30-OCT-2009 07:53:31	Bright	47.000	36	50Alp UMa	1.8000	6300.0	94	40083	No
60	GOM_NL__2PRFIN20091030_075507_000000432083_00450_40083_7321.N1	30-OCT-2009 07:55:07	Bright	43.000	82	48Bet UMa	2.3650	10600.	86	40083	No
61	GOM_NL__2PRFIN20091030_075846_000000382083_00450_40083_7322.N1	30-OCT-2009 07:58:46	Bright	38.000	174	52Psi UMa	3.0040	4400.0	76	40083	No
62	GOM_NL__2PRFIN20091030_080636_000000772083_00450_40083_7323.N1	30-OCT-2009 08:06:36	Bright	77.000	166	17Eps Leo	2.9800	6000.0	154	40083	No
63	GOM_NL__2PRFIN20091030_081020_000000522083_00450_40083_7324.N1	30-OCT-2009 08:10:20	Bright	52.000	22	32Alp Leo	1.3600	15200.	104	40083	No
64	GOM_NL__2PRFIN20091030_081927_000000692083_00450_40083_7325.N1	30-OCT-2009 08:19:27	Dark	69.000	48	30Alp Hya	1.9770	4100.0	138	40083	No
65	GOM_NL__2PRFIN20091030_082813_000000462083_00450_40083_7326.N1	30-OCT-2009 08:28:13	Dark	46.000	65	Lam Vel	2.2040	4400.0	92	40083	No
66	GOM_NL__2PRFIN20091030_083148_000000462083_00451_40084_7353.N1	30-OCT-2009 08:31:48	Dark	45.500	34	Gam2Vel	1.7930	23000.	91	40084	No
67	GOM_NL__2PRFIN20091030_083719_000000482083_00451_40084_7354.N1	30-OCT-2009 08:37:19	Dark	47.500	2	Alp Car	-0.73600	7000.0	95	40084	No
68	GOM_NL__2PRFIN20091030_084746_000000422083_00451_40084_7355.N1	30-OCT-2009 08:47:46	Straylight	42.000	157	The1Eri	2.9060	9300.0	84	40084	No
69	GOM_NL__2PRFIN20091030_090231_000000602083_00451_40084_7356.N1	30-OCT-2009 09:02:31	Bright	59.500	94	92Alp Cet	2.5260	3100.0	119	40084	No
70	GOM_NL__2PRFIN20091030_090650_000000402083_00451_40084_7357.N1	30-OCT-2009 09:06:50	Bright	39.500	105	6Bet Ari	2.6450	8900.0	79	40084	No
71	GOM_NL__2PRFIN20091030_091119_000000402083_00451_40084_7358.N1	30-OCT-2009 09:11:19	Bright	39.500	173	4Bet Tri	3.0040	8900.0	79	40084	No
72	GOM_NL__2PRFIN20091030_091321_000000422083_00451_40084_7359.N1	30-OCT-2009 09:13:21	Bright	41.500	73	57Gam1And	2.2600	13100.	83	40084	No
73	GOM_NL__2PRFIN20091030_091451_000000462083_00451_40084_7360.N1	30-OCT-2009 09:14:51	Bright	46.000	79	26Bet Per	2.3100	13100.	92	40084	No
74	GOM_NL__2PRFIN20091030_091759_000000422083_00451_40084_7361.N1	30-OCT-2009 09:17:59	Bright	41.500	160	23Gam Per	2.9300	4700.0	83	40084	No
75	GOM_NL__2PRFIN20091030_093407_000000352083_00451_40084_7362.N1	30-OCT-2009 09:34:07	Bright	35.000	36	50Alp UMa	1.8000	6300.0	70	40084	No
76	GOM_NL__2PRFIN20091030_093543_000000442083_00451_40084_7363.N1	30-OCT-2009 09:35:43	Bright	43.500	82	48Bet UMa	2.3650	10600.	87	40084	No
77	GOM_NL__2PRFIN20091030_093922_000000382083_00451_40084_7364.N1	30-OCT-2009 09:39:22	Bright	37.500	174	52Psi UMa	3.0040	4400.0	75	40084	No
78	GOM_NL__2PRFIN20091030_094712_000000772083_00451_40084_7365.N1	30-OCT-2009 09:47:12	Bright	77.000	166	17Eps Leo	2.9800	6000.0	154	40084	No
79	GOM_NL__2PRFIN20091030_095056_000000532083_00451_40084_7366.N1	30-OCT-2009 09:50:56	Bright	52.500	22	32Alp Leo	1.3600	15200.	105	40084	No
80	GOM_NL__2PRFIN20091030_100004_000000662083_00451_40084_7367.N1	30-OCT-2009 10:00:04	Dark	66.000	48	30Alp Hya	1.9770	4100.0	132	40084	No
81	GOM_NL__2PRFIN20091030_100850_000000462083_00451_40084_7368.N1	30-OCT-2009 10:08:50	Dark	46.000	65	Lam Vel	2.2040	4400.0	92	40084	No
82	GOM_NL__2PRFIN20091030_101225_000000452083_00452_40085_7372.N1	30-OCT-2009 10:12:25	Dark	45.000	34	Gam2Vel	1.7930	23000.	90	40085	No
83	GOM_NL__2PRFIN20091030_101755_000000482083_00452_40085_7373.N1	30-OCT-2009 10:17:55	Dark	48.000	2	Alp Car	-0.73600	7000.0	96	40085	No
84	GOM_NL__2PRFIN20091030_102822_000000422083_00452_40085_7374.N1	30-OCT-2009 10:28:22	Straylight	41.500	157	The1Eri	2.9060	9300.0	83	40085	No
85	GOM_NL__2PRFIN20091030_104306_000000602083_00452_40085_7375.N1	30-OCT-2009 10:43:06	Bright	60.000	94	92Alp Cet	2.5260	3100.0	120	40085	No
86	GOM_NL__2PRFIN20091030_104726_000000392083_00452_40085_7376.N1	30-OCT-2009 10:47:26	Bright	39.000	105	6Bet Ari	2.6450	8900.0	78	40085	No
87	GOM_NL__2PRFIN20091030_105155_000000392083_00452_40085_7377.N1	30-OCT-2009 10:51:55	Bright	39.000	173	4Bet Tri	3.0040	8900.0	78	40085	No
88	GOM_NL__2PRFIN20091030_105356_000000422083_00452_40085_7378.N1	30-OCT-2009 10:53:56	Bright	42.000	73	57Gam1And	2.2600	13100.	84	40085	No
89	GOM_NL__2PRFIN20091030_105526_000000452083_00452_40085_7379.N1	30-OCT-2009 10:55:26	Bright	45.000	79	26Bet Per	2.3100	13100.	90	40085	No
90	GOM_NL__2PRFIN20091030_105835_000000432083_00452_40085_7380.N1	30-OCT-2009 10:58:35	Bright	43.000	160	23Gam Per	2.9300	4700.0	86	40085	No
91	GOM_NL__2PRFIN20091030_111442_000000362083_00452_40085_7381.N1	30-OCT-2009 11:14:42	Bright	35.500	36	50Alp UMa	1.8000	6300.0	71	40085	No
92	GOM_NL__2PRFIN20091030_111619_000000382083_00452_40085_7382.N1	30-OCT-2009 11:16:19	Bright	38.000	82	48Bet UMa	2.3650	10600.	76	40085	No
93	GOM_NL__2PRFIN20091030_111958_000000362083_00452_40085_7383.N1	30-OCT-2009 11:19:58	Bright	36.000	174	52Psi UMa	3.0040	4400.0	72	40085	No
94	GOM_NL__2PRFIN20091030_112749_000000772083_00452_40085_7384.N1	30-OCT-2009 11:27:49	Bright	77.000	166	17Eps Leo	2.9800	6000.0	154	40085	No
95	GOM_NL__2PRFIN20091030_113133_000000512083_00452_40085_7385.N1	30-OCT-2009 11:31:33	Bright	51.000	22	32Alp Leo	1.3600	15200.	102	40085	No
96	GOM_NL__2PRFIN20091030_114042_000000702083_00452_40085_7386.N1	30-OCT-2009 11:40:42	Dark	70.000	48	30Alp Hya	1.9770	4100.0	140	40085	No
97	GOM_NL__2PRFIN20091030_114926_000000522083_00452_40085_7387.N1	30-OCT-2009 11:49:26	Dark	51.500	65	Lam Vel	2.2040	4400.0	103	40085	No
98	GOM_NL__2PRFIN20091030_115302_000000472083_00453_40086_7390.N1	30-OCT-2009 11:53:02	Dark	47.000	34	Gam2Vel	1.7930	23000.	94	40086	No
99	GOM_NL__2PRFIN20091030_115832_000000482083_00453_40086_7391.N1	30-OCT-2009 11:58:32	Dark	47.500	2	Alp Car	-0.73600	7000.0	95	40086	No
100	GOM_NL__2PRFIN20091030_120858_000000422083_00453_40086_7392.N1	30-OCT-2009 12:08:58	Straylight	41.500	157	The1Eri	2.9060	9300.0	83	40086	No
101	GOM_NL__2PRFIN20091030_122342_000000702083_00453_40086_7393.N1	30-OCT-2009 12:23:42	Bright	70.000	94	92Alp Cet	2.5260	3100.0	140	40086	No

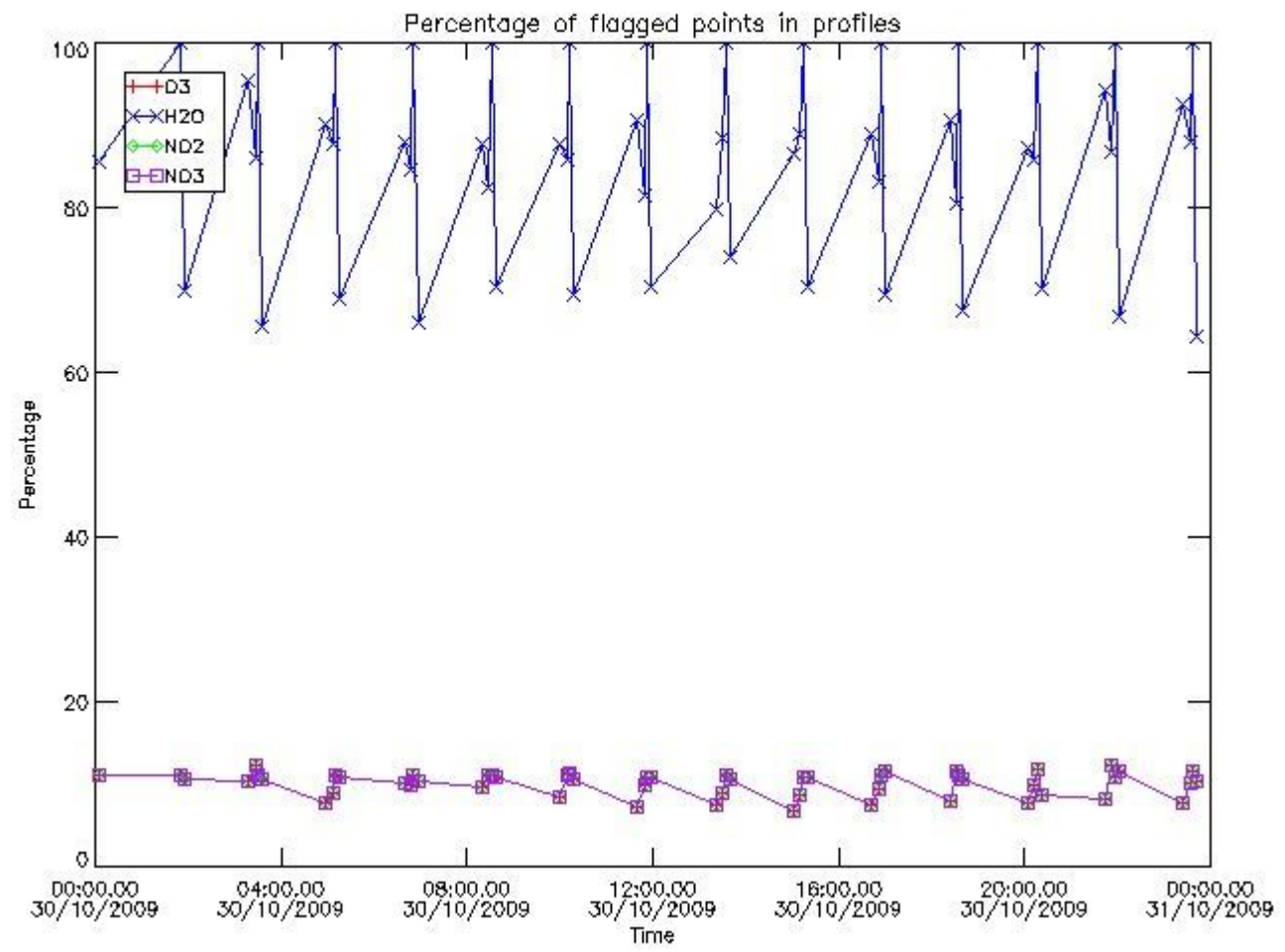
102	GOM_NL__2PRFIN20091030_122801_000000402083_00453_40086_7394.N1	30-OCT-2009 12:28:01	Bright	39.500	105	6Bet Ari	2.6450	8900.0	79	40086	No
103	GOM_NL__2PRFIN20091030_123230_000000392083_00453_40086_7395.N1	30-OCT-2009 12:32:30	Bright	39.000	173	4Bet Tri	3.0040	8900.0	78	40086	No
104	GOM_NL__2PRFIN20091030_123432_000000402083_00453_40086_7396.N1	30-OCT-2009 12:34:32	Bright	39.500	73	57Gam1And	2.2600	13100.	79	40086	No
105	GOM_NL__2PRFIN20091030_123601_000000462083_00453_40086_7397.N1	30-OCT-2009 12:36:01	Bright	45.500	79	26Bet Per	2.3100	13100.	91	40086	No
106	GOM_NL__2PRFIN20091030_123910_000000422083_00453_40086_7398.N1	30-OCT-2009 12:39:10	Bright	42.000	160	23Gam Per	2.9300	4700.0	84	40086	No
107	GOM_NL__2PRFIN20091030_125518_000000412083_00453_40086_7399.N1	30-OCT-2009 12:55:18	Bright	41.000	36	50Alp UMa	1.8000	6300.0	82	40086	No
108	GOM_NL__2PRFIN20091030_125655_000000392083_00453_40086_7400.N1	30-OCT-2009 12:56:55	Bright	38.500	82	48Bet UMa	2.3650	10600.	77	40086	No
109	GOM_NL__2PRFIN20091030_130034_000000392083_00453_40086_7401.N1	30-OCT-2009 13:00:34	Bright	38.500	174	52Psi UMa	3.0040	4400.0	77	40086	No
110	GOM_NL__2PRFIN20091030_130825_000000622083_00453_40086_7402.N1	30-OCT-2009 13:08:25	Bright	61.500	166	17Eps Leo	2.9800	6000.0	123	40086	No
111	GOM_NL__2PRFIN20091030_131209_000000532083_00453_40086_7403.N1	30-OCT-2009 13:12:09	Bright	53.000	22	32Alp Leo	1.3600	15200.	106	40086	No
112	GOM_NL__2PRFIN20091030_132119_000000682083_00453_40086_7404.N1	30-OCT-2009 13:21:19	Dark	67.500	48	30Alp Hya	1.9770	4100.0	135	40086	No
113	GOM_NL__2PRFIN20091030_133003_000000572083_00453_40086_7405.N1	30-OCT-2009 13:30:03	Dark	57.000	65	Lam Vel	2.2040	4400.0	114	40086	No
114	GOM_NL__2PRFIN20091030_133339_000000462083_00454_40087_7401.N1	30-OCT-2009 13:33:39	Dark	45.500	34	Gam2Vel	1.7930	23000.	91	40087	No
115	GOM_NL__2PRFIN20091030_133909_000000492083_00454_40087_7402.N1	30-OCT-2009 13:39:09	Dark	48.500	2	Alp Car	-0.73600	7000.0	97	40087	No
116	GOM_NL__2PRFIN20091030_134935_000000422083_00454_40087_7403.N1	30-OCT-2009 13:49:35	Straylight	41.500	157	The1Eri	2.9060	9300.0	83	40087	No
117	GOM_NL__2PRFIN20091030_140417_000000602083_00454_40087_7404.N1	30-OCT-2009 14:04:17	Bright	60.000	94	92Alp Cet	2.5260	3100.0	120	40087	No
118	GOM_NL__2PRFIN20091030_140837_000000402083_00454_40087_7405.N1	30-OCT-2009 14:08:37	Bright	39.500	105	6Bet Ari	2.6450	8900.0	79	40087	No
119	GOM_NL__2PRFIN20091030_141306_000000392083_00454_40087_7406.N1	30-OCT-2009 14:13:06	Bright	38.500	173	4Bet Tri	3.0040	8900.0	77	40087	No
120	GOM_NL__2PRFIN20091030_141507_000000382083_00454_40087_7407.N1	30-OCT-2009 14:15:07	Bright	38.000	73	57Gam1And	2.2600	13100.	76	40087	No
121	GOM_NL__2PRFIN20091030_141637_000000452083_00454_40087_7408.N1	30-OCT-2009 14:16:37	Bright	44.500	79	26Bet Per	2.3100	13100.	89	40087	No
122	GOM_NL__2PRFIN20091030_141945_000000432083_00454_40087_7409.N1	30-OCT-2009 14:19:45	Bright	42.500	160	23Gam Per	2.9300	4700.0	85	40087	No
123	GOM_NL__2PRFIN20091030_143554_000000382083_00454_40087_7410.N1	30-OCT-2009 14:35:54	Bright	38.000	36	50Alp UMa	1.8000	6300.0	76	40087	No
124	GOM_NL__2PRFIN20091030_143730_000000362083_00454_40087_7411.N1	30-OCT-2009 14:37:30	Bright	35.500	82	48Bet UMa	2.3650	10600.	71	40087	No
125	GOM_NL__2PRFIN20091030_144109_000000392083_00454_40087_7412.N1	30-OCT-2009 14:41:09	Bright	39.000	174	52Psi UMa	3.0040	4400.0	78	40087	No
126	GOM_NL__2PRFIN20091030_144901_000000572083_00454_40087_7413.N1	30-OCT-2009 14:49:01	Bright	56.500	166	17Eps Leo	2.9800	6000.0	113	40087	No
127	GOM_NL__2PRFIN20091030_145246_000000542083_00454_40087_7414.N1	30-OCT-2009 14:52:46	Bright	54.000	22	32Alp Leo	1.3600	15200.	108	40087	No
128	GOM_NL__2PRFIN20091030_150156_000000752083_00454_40087_7415.N1	30-OCT-2009 15:01:56	Dark	75.000	48	30Alp Hya	1.9770	4100.0	150	40087	No
129	GOM_NL__2PRFIN20091030_151040_000000592083_00454_40087_7416.N1	30-OCT-2009 15:10:40	Dark	58.500	65	Lam Vel	2.2040	4400.0	117	40087	No
130	GOM_NL__2PRFIN20091030_151416_000000472083_00455_40088_7411.N1	30-OCT-2009 15:14:16	Dark	46.500	34	Gam2Vel	1.7930	23000.	93	40088	No
131	GOM_NL__2PRFIN20091030_151945_000000482083_00455_40088_7412.N1	30-OCT-2009 15:19:45	Dark	47.500	2	Alp Car	-0.73600	7000.0	95	40088	No
132	GOM_NL__2PRFIN20091030_153011_000000412083_00455_40088_7413.N1	30-OCT-2009 15:30:11	Straylight	41.000	157	The1Eri	2.9060	9300.0	82	40088	No
133	GOM_NL__2PRFIN20091030_154453_000000592083_00455_40088_7414.N1	30-OCT-2009 15:44:53	Bright	59.000	94	92Alp Cet	2.5260	3100.0	118	40088	No
134	GOM_NL__2PRFIN20091030_154913_000000402083_00455_40088_7415.N1	30-OCT-2009 15:49:13	Bright	39.500	105	6Bet Ari	2.6450	8900.0	79	40088	No
135	GOM_NL__2PRFIN20091030_155342_000000392083_00455_40088_7416.N1	30-OCT-2009 15:53:42	Bright	39.000	173	4Bet Tri	3.0040	8900.0	78	40088	No
136	GOM_NL__2PRFIN20091030_155543_000000392083_00455_40088_7417.N1	30-OCT-2009 15:55:43	Bright	38.500	73	57Gam1And	2.2600	13100.	77	40088	No
137	GOM_NL__2PRFIN20091030_155712_000000452083_00455_40088_7418.N1	30-OCT-2009 15:57:12	Bright	45.000	79	26Bet Per	2.3100	13100.	90	40088	No
138	GOM_NL__2PRFIN20091030_160021_000000432083_00455_40088_7419.N1	30-OCT-2009 16:00:21	Bright	42.500	160	23Gam Per	2.9300	4700.0	85	40088	No
139	GOM_NL__2PRFIN20091030_161630_000000422083_00455_40088_7420.N1	30-OCT-2009 16:16:30	Bright	41.500	36	50Alp UMa	1.8000	6300.0	83	40088	No
140	GOM_NL__2PRFIN20091030_161806_000000382083_00455_40088_7421.N1	30-OCT-2009 16:18:06	Bright	37.500	82	48Bet UMa	2.3650	10600.	75	40088	No
141	GOM_NL__2PRFIN20091030_162145_000000442083_00455_40088_7422.N1	30-OCT-2009 16:21:45	Bright	44.000	174	52Psi UMa	3.0040	4400.0	88	40088	No
142	GOM_NL__2PRFIN20091030_162938_000000572083_00455_40088_7423.N1	30-OCT-2009 16:29:38	Bright	56.500	166	17Eps Leo	2.9800	6000.0	113	40088	No
143	GOM_NL__2PRFIN20091030_163323_000000582083_00455_40088_7424.N1	30-OCT-2009 16:33:23	Bright	58.000	22	32Alp Leo	1.3600	15200.	116	40088	No
144	GOM_NL__2PRFIN20091030_164233_000000682083_00455_40088_7425.N1	30-OCT-2009 16:42:33	Dark	68.000	48	30Alp Hya	1.9770	4100.0	136	40088	No
145	GOM_NL__2PRFIN20091030_165117_000000542083_00455_40088_7426.N1	30-OCT-2009 16:51:17	Dark	54.000	65	Lam Vel	2.2040	4400.0	108	40088	No
146	GOM_NL__2PRFIN20091030_165453_000000462083_00456_40089_7423.N1	30-OCT-2009 16:54:53	Dark	46.000	34	Gam2Vel	1.7930	23000.	92	40089	No
147	GOM_NL__2PRFIN20091030_170022_000000482083_00456_40089_7424.N1	30-OCT-2009 17:00:22	Dark	48.000	2	Alp Car	-0.73600	7000.0	96	40089	No
148	GOM_NL__2PRFIN20091030_171047_000000422083_00456_40089_7425.N1	30-OCT-2009 17:10:47	Straylight	42.000	157	The1Eri	2.9060	9300.0	84	40089	No
149	GOM_NL__2PRFIN20091030_172529_000000612083_00456_40089_7426.N1	30-OCT-2009 17:25:29	Bright	60.500	94	92Alp Cet	2.5260	3100.0	121	40089	No
150	GOM_NL__2PRFIN20091030_172949_000000392083_00456_40089_7427.N1	30-OCT-2009 17:29:49	Bright	38.500	105	6Bet Ari	2.6450	8900.0	77	40089	No
151	GOM_NL__2PRFIN20091030_173417_000000392083_00456_40089_7428.N1	30-OCT-2009 17:34:17	Bright	38.500	173	4Bet Tri	3.0040	8900.0	77	40089	No
152	GOM_NL__2PRFIN20091030_173619_000000392083_00456_40089_7429.N1	30-OCT-2009 17:36:19	Bright	39.000	73	57Gam1And	2.2600	13100.	78	40089	No
153	GOM_NL__2PRFIN20091030_173747_000000452083_00456_40089_7430.N1	30-OCT-2009 17:37:47	Bright	45.000	79	26Bet Per	2.3100	13100.	90	40089	No
154	GOM_NL__2PRFIN20091030_174056_000000422083_00456_40089_7431.N1	30-OCT-2009 17:40:56	Bright	42.000	160	23Gam Per	2.9300	4700.0	84	40089	No
155	GOM_NL__2PRFIN20091030_175706_000000412083_00456_40089_7432.N1	30-OCT-2009 17:57:06	Bright	41.000	36	50Alp UMa	1.8000	6300.0	82	40089	No
156	GOM_NL__2PRFIN20091030_175842_000000402083_00456_40089_7433.N1	30-OCT-2009 17:58:42	Bright	39.500	82	48Bet UMa	2.3650	10600.	79	40089	No
157	GOM_NL__2PRFIN20091030_180221_000000542083_00456_40089_7434.N1	30-OCT-2009 18:02:21	Bright	54.000	174	52Psi UMa	3.0040	4400.0	108	40089	No
158	GOM_NL__2PRFIN20091030_181014_000000552083_00456_40089_7435.N1	30-OCT-2009 18:10:14	Bright	54.500	166	17Eps Leo	2.9800	6000.0	109	40089	No
159	GOM_NL__2PRFIN20091030_181359_000000502083_00456_40089_7436.N1	30-OCT-2009 18:13:59	Bright	50.000	22	32Alp Leo	1.3600	15200.	100	40089	No
160	GOM_NL__2PRFIN20091030_182310_000000652083_00456_40089_7437.N1	30-OCT-2009 18:23:10	Dark	65.000	48	30Alp Hya	1.9770	4100.0	130	40089	No

161	GOM_NL__2PRFIN20091030_183154_000000442083_00456_40089_7438.N1	30-OCT-2009 18:31:54	Dark	44.000	65	Lam Vel	2.2040	4400.0	88	40089	No
162	GOM_NL__2PRFIN20091030_183529_000000462083_00457_40090_7434.N1	30-OCT-2009 18:35:29	Dark	45.500	34	Gam2Vel	1.7930	23000.	91	40090	No
163	GOM_NL__2PRFIN20091030_184059_000000482083_00457_40090_7435.N1	30-OCT-2009 18:40:59	Dark	47.500	2	Alp Car	-0.73600	7000.0	95	40090	No
164	GOM_NL__2PRFIN20091030_185124_000000422083_00457_40090_7436.N1	30-OCT-2009 18:51:24	Straylight	41.500	157	The1Eri	2.9060	9300.0	83	40090	No
165	GOM_NL__2PRFIN20091030_190604_000000592083_00457_40090_7437.N1	30-OCT-2009 19:06:04	Bright	59.000	94	92Alp Cet	2.5260	3100.0	118	40090	No
166	GOM_NL__2PRFIN20091030_191025_000000402083_00457_40090_7438.N1	30-OCT-2009 19:10:25	Bright	39.500	105	6Bet Ari	2.6450	8900.0	79	40090	No
167	GOM_NL__2PRFIN20091030_191453_000000402083_00457_40090_7439.N1	30-OCT-2009 19:14:53	Bright	40.000	173	4Bet Tri	3.0040	8900.0	80	40090	No
168	GOM_NL__2PRFIN20091030_191654_000000422083_00457_40090_7440.N1	30-OCT-2009 19:16:54	Bright	42.000	73	57Gam1And	2.2600	13100.	84	40090	No
169	GOM_NL__2PRFIN20091030_191822_000000452083_00457_40090_7441.N1	30-OCT-2009 19:18:22	Bright	45.000	79	26Bet Per	2.3100	13100.	90	40090	No
170	GOM_NL__2PRFIN20091030_192132_000000422083_00457_40090_7442.N1	30-OCT-2009 19:21:32	Bright	42.000	160	23Gam Per	2.9300	4700.0	84	40090	No
171	GOM_NL__2PRFIN20091030_193742_000000402083_00457_40090_7443.N1	30-OCT-2009 19:37:42	Bright	40.000	36	50Alp UMa	1.8000	6300.0	80	40090	No
172	GOM_NL__2PRFIN20091030_193918_000000372083_00457_40090_7444.N1	30-OCT-2009 19:39:18	Bright	37.000	82	48Bet UMa	2.3650	10600.	74	40090	No
173	GOM_NL__2PRFIN20091030_194257_000000402083_00457_40090_7445.N1	30-OCT-2009 19:42:57	Bright	39.500	174	52Psi UMa	3.0040	4400.0	79	40090	No
174	GOM_NL__2PRFIN20091030_195050_000000562083_00457_40090_7446.N1	30-OCT-2009 19:50:50	Bright	56.000	166	17Eps Leo	2.9800	6000.0	112	40090	No
175	GOM_NL__2PRFIN20091030_195436_000000582083_00457_40090_7447.N1	30-OCT-2009 19:54:36	Bright	57.500	22	32Alp Leo	1.3600	15200.	115	40090	No
176	GOM_NL__2PRFIN20091030_200348_000000672083_00457_40090_7448.N1	30-OCT-2009 20:03:48	Dark	66.500	48	30Alp Hya	1.9770	4100.0	133	40090	No
177	GOM_NL__2PRFIN20091030_201230_000000572083_00457_40090_7449.N1	30-OCT-2009 20:12:30	Dark	57.000	65	Lam Vel	2.2040	4400.0	114	40090	No
178	GOM_NL__2PRFIN20091030_201606_000000442083_00458_40091_7445.N1	30-OCT-2009 20:16:06	Dark	43.500	34	Gam2Vel	1.7930	23000.	87	40091	No
179	GOM_NL__2PRFIN20091030_202135_000000592083_00458_40091_7446.N1	30-OCT-2009 20:21:35	Dark	58.500	2	Alp Car	-0.73600	7000.0	117	40091	No
180	GOM_NL__2PRFIN20091030_203200_000000422083_00458_40091_7447.N1	30-OCT-2009 20:32:00	Straylight	41.500	157	The1Eri	2.9060	9300.0	83	40091	No
181	GOM_NL__2PRFIN20091030_204640_000000582083_00458_40091_7448.N1	30-OCT-2009 20:46:40	Bright	57.500	94	92Alp Cet	2.5260	3100.0	115	40091	No
182	GOM_NL__2PRFIN20091030_205100_000000402083_00458_40091_7449.N1	30-OCT-2009 20:51:00	Bright	39.500	105	6Bet Ari	2.6450	8900.0	79	40091	No
183	GOM_NL__2PRFIN20091030_205528_000000402083_00458_40091_7450.N1	30-OCT-2009 20:55:28	Bright	39.500	173	4Bet Tri	3.0040	8900.0	79	40091	No
184	GOM_NL__2PRFIN20091030_205730_000000402083_00458_40091_7451.N1	30-OCT-2009 20:57:30	Bright	40.000	73	57Gam1And	2.2600	13100.	80	40091	No
185	GOM_NL__2PRFIN20091030_205858_000000462083_00458_40091_7452.N1	30-OCT-2009 20:58:58	Bright	45.500	79	26Bet Per	2.3100	13100.	91	40091	No
186	GOM_NL__2PRFIN20091030_210207_000000432083_00458_40091_7453.N1	30-OCT-2009 21:02:07	Bright	42.500	160	23Gam Per	2.9300	4700.0	85	40091	No
187	GOM_NL__2PRFIN20091030_211817_000000412083_00458_40091_7454.N1	30-OCT-2009 21:18:17	Bright	41.000	36	50Alp UMa	1.8000	6300.0	82	40091	No
188	GOM_NL__2PRFIN20091030_211954_000000562083_00458_40091_7455.N1	30-OCT-2009 21:19:54	Bright	56.000	82	48Bet UMa	2.3650	10600.	112	40091	No
189	GOM_NL__2PRFIN20091030_212333_000000372083_00458_40091_7456.N1	30-OCT-2009 21:23:33	Bright	37.000	174	52Psi UMa	3.0040	4400.0	74	40091	No
190	GOM_NL__2PRFIN20091030_213127_000000542083_00458_40091_7457.N1	30-OCT-2009 21:31:27	Bright	54.000	166	17Eps Leo	2.9800	6000.0	108	40091	No
191	GOM_NL__2PRFIN20091030_213512_000000582083_00458_40091_7458.N1	30-OCT-2009 21:35:12	Bright	58.000	22	32Alp Leo	1.3600	15200.	116	40091	No
192	GOM_NL__2PRFIN20091030_214425_000000692083_00458_40091_7459.N1	30-OCT-2009 21:44:25	Dark	68.500	48	30Alp Hya	1.9770	4100.0	137	40091	No
193	GOM_NL__2PRFIN20091030_215307_000000462083_00458_40091_7460.N1	30-OCT-2009 21:53:07	Dark	45.500	65	Lam Vel	2.2040	4400.0	91	40091	No
194	GOM_NL__2PRFIN20091030_215643_000000472083_00459_40092_7476.N1	30-OCT-2009 21:56:43	Dark	46.500	34	Gam2Vel	1.7930	23000.	93	40092	No
195	GOM_NL__2PRFIN20091030_220212_000000492083_00459_40092_7477.N1	30-OCT-2009 22:02:12	Dark	48.500	2	Alp Car	-0.73600	7000.0	97	40092	No
196	GOM_NL__2PRFIN20091030_221236_000000422083_00459_40092_7478.N1	30-OCT-2009 22:12:36	Straylight	41.500	157	The1Eri	2.9060	9300.0	83	40092	No
197	GOM_NL__2PRFIN20091030_222715_000000642083_00459_40092_7479.N1	30-OCT-2009 22:27:15	Bright	64.000	94	92Alp Cet	2.5260	3100.0	128	40092	No
198	GOM_NL__2PRFIN20091030_223136_000000392083_00459_40092_7480.N1	30-OCT-2009 22:31:36	Bright	38.500	105	6Bet Ari	2.6450	8900.0	77	40092	No
199	GOM_NL__2PRFIN20091030_223604_000000462083_00459_40092_7481.N1	30-OCT-2009 22:36:04	Bright	45.500	173	4Bet Tri	3.0040	8900.0	91	40092	No
200	GOM_NL__2PRFIN20091030_223806_000000412083_00459_40092_7482.N1	30-OCT-2009 22:38:06	Bright	40.500	73	57Gam1And	2.2600	13100.	81	40092	No
201	GOM_NL__2PRFIN20091030_223933_000000472083_00459_40092_7483.N1	30-OCT-2009 22:39:33	Bright	46.500	79	26Bet Per	2.3100	13100.	93	40092	No
202	GOM_NL__2PRFIN20091030_224243_000000412083_00459_40092_7484.N1	30-OCT-2009 22:42:43	Bright	41.000	160	23Gam Per	2.9300	4700.0	82	40092	No
203	GOM_NL__2PRFIN20091030_225853_000000392083_00459_40092_7485.N1	30-OCT-2009 22:58:53	Bright	39.000	36	50Alp UMa	1.8000	6300.0	78	40092	No
204	GOM_NL__2PRFIN20091030_230030_000000562083_00459_40092_7486.N1	30-OCT-2009 23:00:30	Bright	56.000	82	48Bet UMa	2.3650	10600.	112	40092	No
205	GOM_NL__2PRFIN20091030_230409_000000372083_00459_40092_7487.N1	30-OCT-2009 23:04:09	Bright	37.000	174	52Psi UMa	3.0040	4400.0	74	40092	No
206	GOM_NL__2PRFIN20091030_231203_000000552083_00459_40092_7488.N1	30-OCT-2009 23:12:03	Bright	54.500	166	17Eps Leo	2.9800	6000.0	109	40092	No
207	GOM_NL__2PRFIN20091030_231548_000000572083_00459_40092_7489.N1	30-OCT-2009 23:15:48	Bright	57.000	22	32Alp Leo	1.3600	15200.	114	40092	No
208	GOM_NL__2PRFIN20091030_232502_000000672083_00459_40092_7490.N1	30-OCT-2009 23:25:02	Dark	66.500	48	30Alp Hya	1.9770	4100.0	133	40092	No
209	GOM_NL__2PRFIN20091030_233344_000000512083_00459_40092_7491.N1	30-OCT-2009 23:33:44	Dark	50.500	65	Lam Vel	2.2040	4400.0	101	40092	No
210	GOM_NL__2PRFIN20091030_233720_000000452083_00460_40093_7488.N1	30-OCT-2009 23:37:20	Dark	44.500	34	Gam2Vel	1.7930	23000.	89	40093	No
211	GOM_NL__2PRFIN20091030_234249_000000502083_00460_40093_7489.N1	30-OCT-2009 23:42:49	Dark	49.500	2	Alp Car	-0.73600	7000.0	99	40093	No
212	GOM_NL__2PRFIN20091030_235312_000000412083_00460_40093_7490.N1	30-OCT-2009 23:53:12	Straylight	41.000	157	The1Eri	2.9060	9300.0	82	40093	No

3. Quality information per product

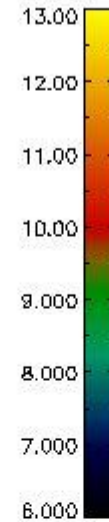
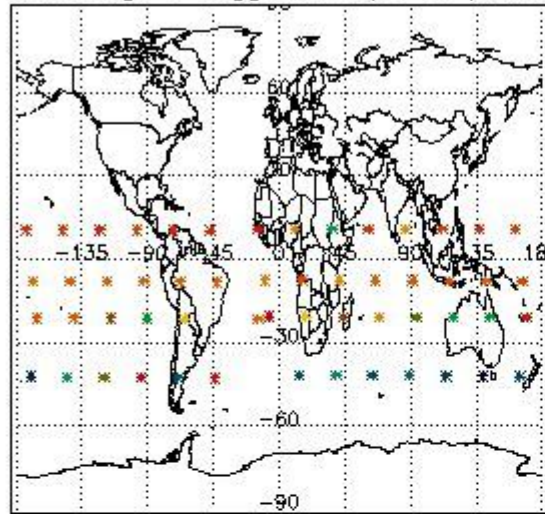
In this section it is plotted some information contained in the Quality Summary data set of the level 2 products. Only products in dark limb conditions and without errors (error flag in the MPH set to "0") are used.

3.1 Plot quality information per product (time dependant)

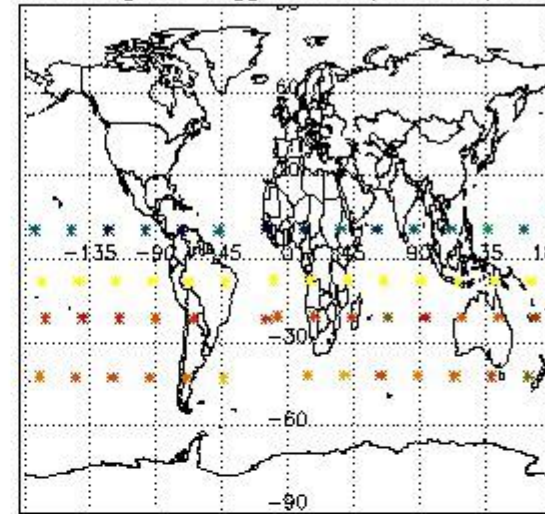


3.2 Plot quality information per product (world map)

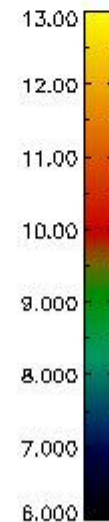
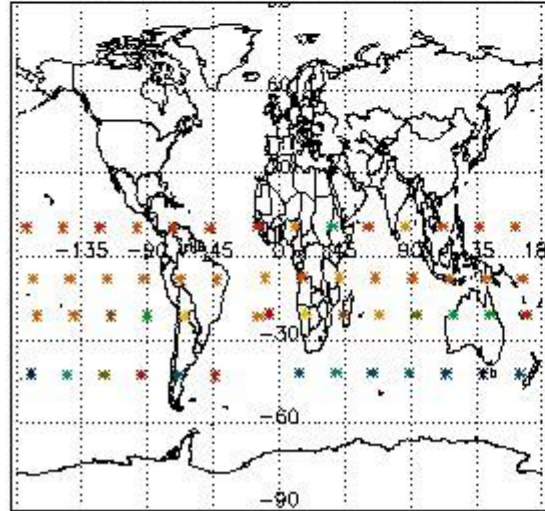
Percentage of flagged data per O3 profile



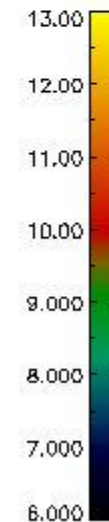
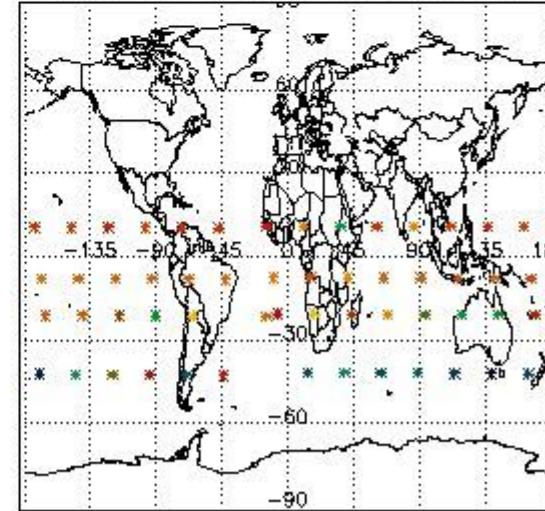
Percentage of flagged data per H2O profile



Percentage of flagged data per NO2 profile



Percentage of flagged data per NO3 profile

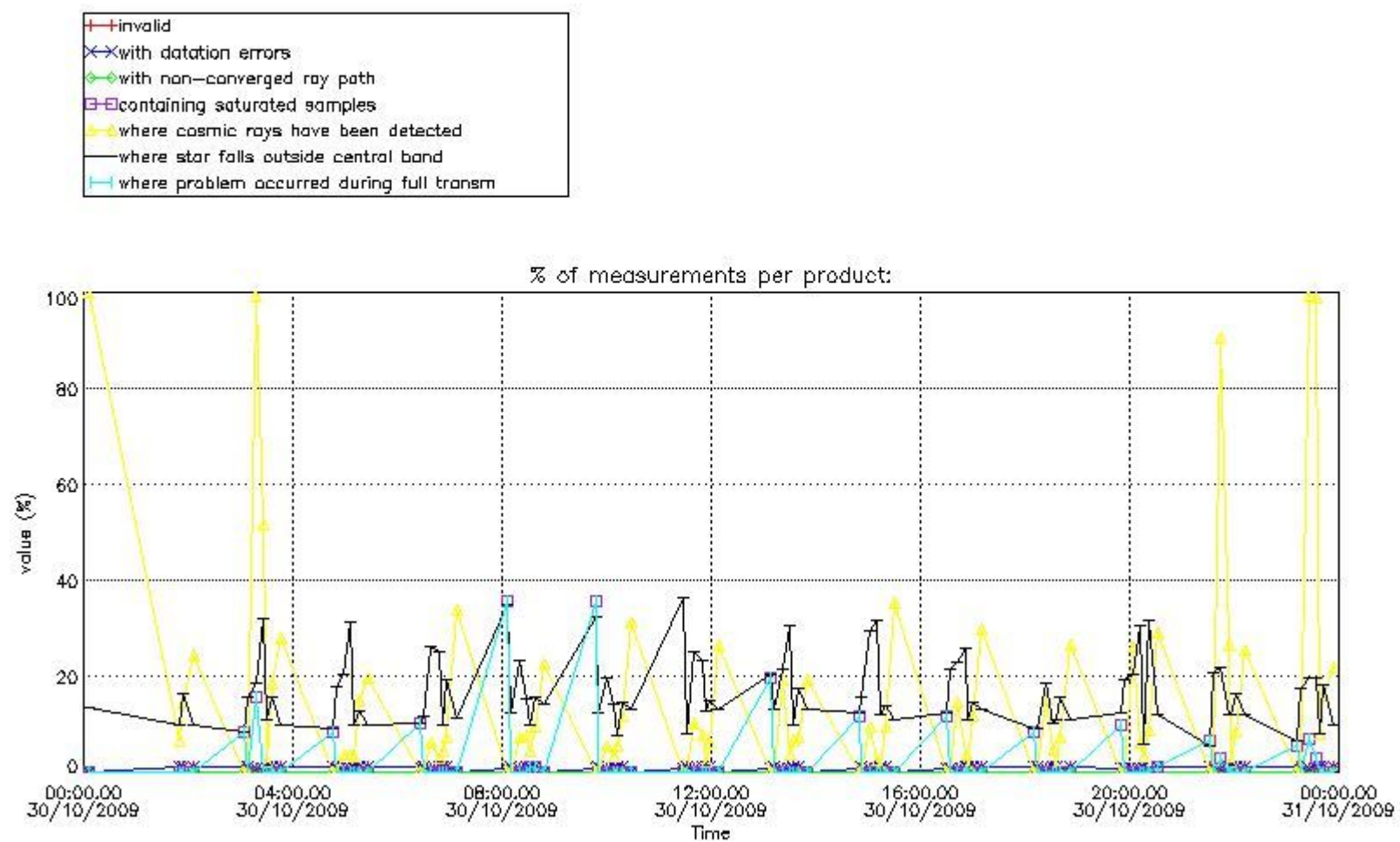


4. Level 1 quality information per product

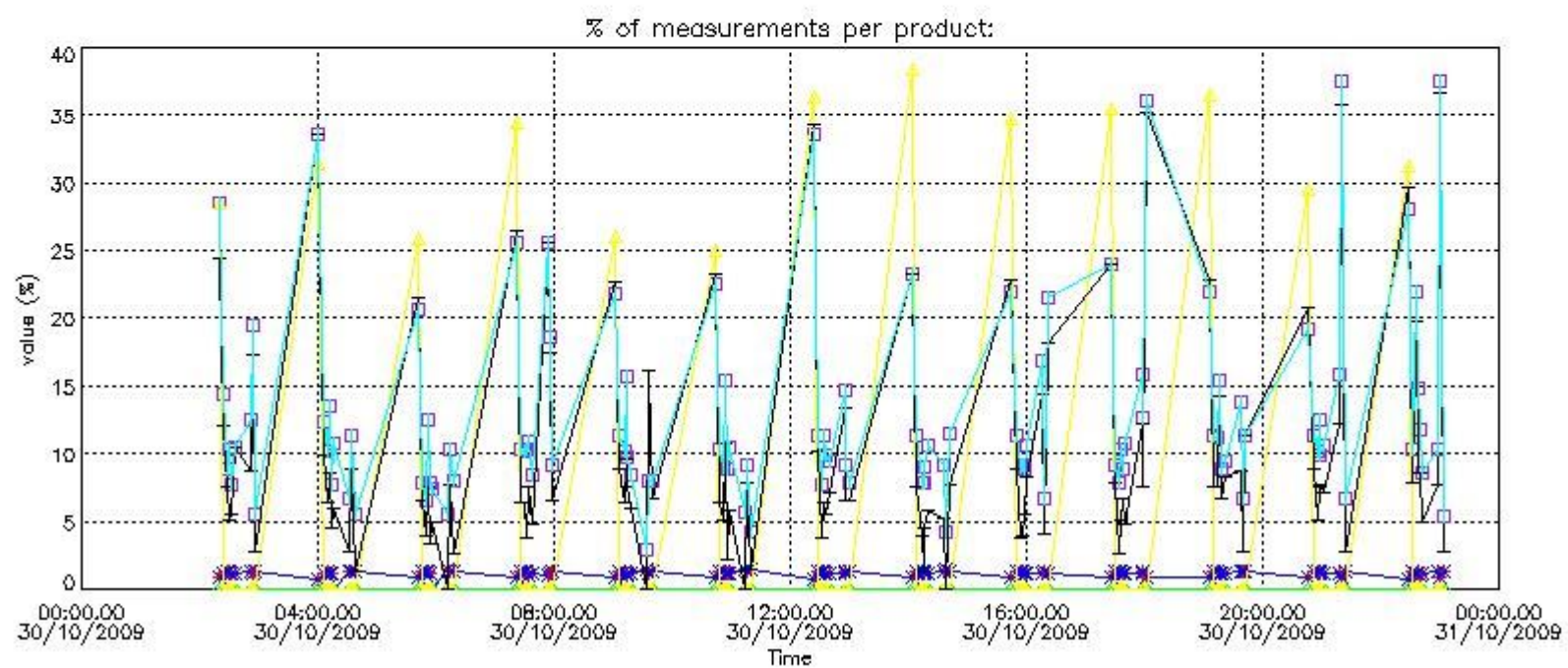
In this section it is plotted some information contained in the Quality Summary data set of the level 2 products that comes from the level 1b processing. Products without errors (error flag in the MPH set to "0") are used.

4.1 Plot quality information per product (time dependant) coming from level 1b processing

4.1.1 Plot level 1 quality information per product (time dependant): ENVISAT ASCENDING passes



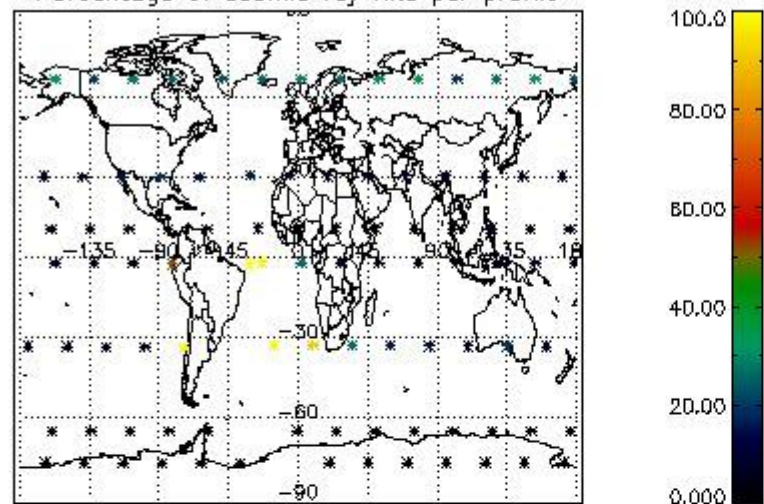
4.1.2 Plot level 1 quality information per product (time dependant): ENVI SAT DESCENDING passes



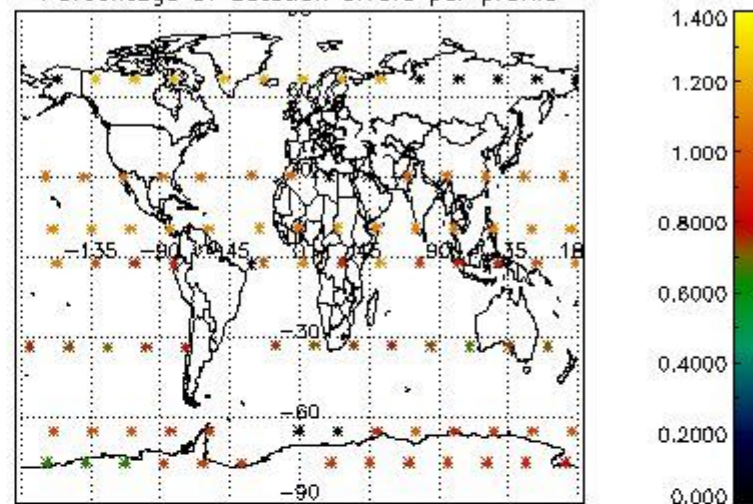
4.2 Plot quality information per product coming from level 1b processing (world map)

4.2.1 Plot level 1 quality information per product (world map): ENVISAT ASCENDING passes

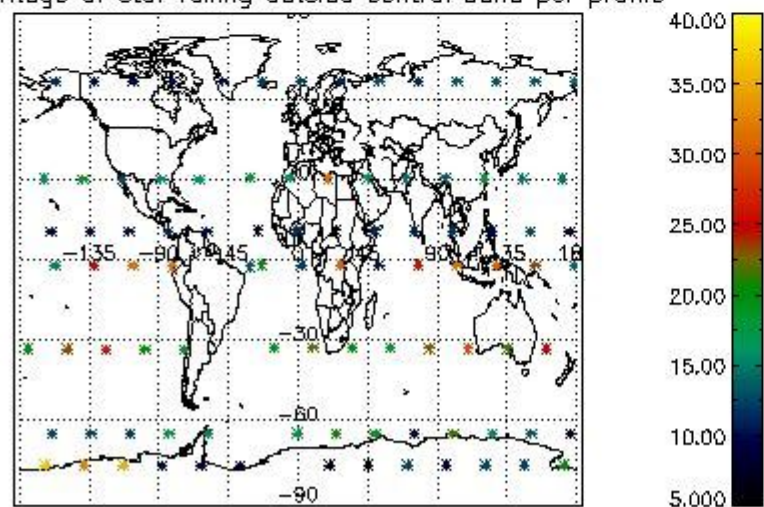
Percentage of cosmic ray hits per profile



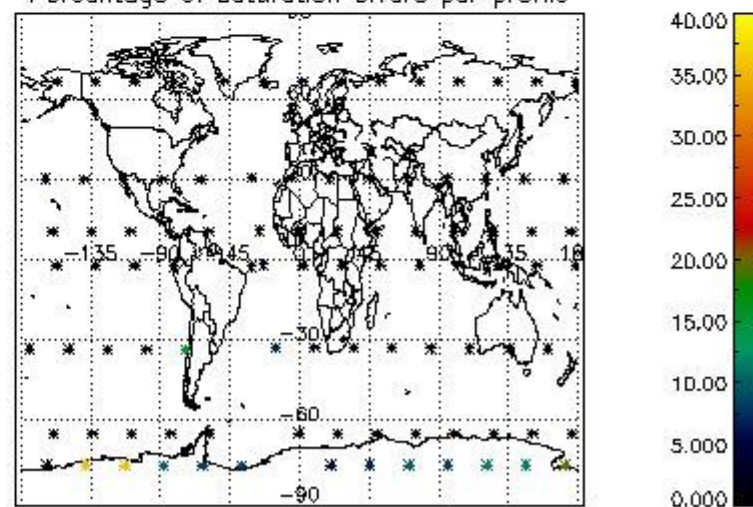
Percentage of datation errors per profile



Percentage of star falling outside central band per profile

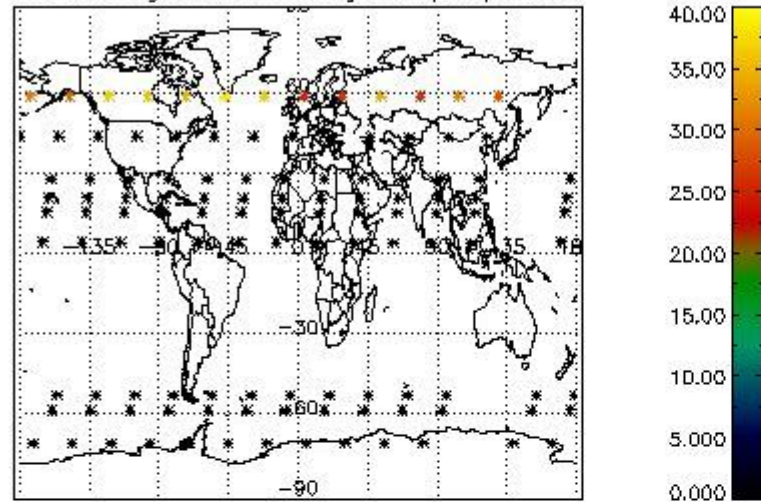


Percentage of saturation errors per profile

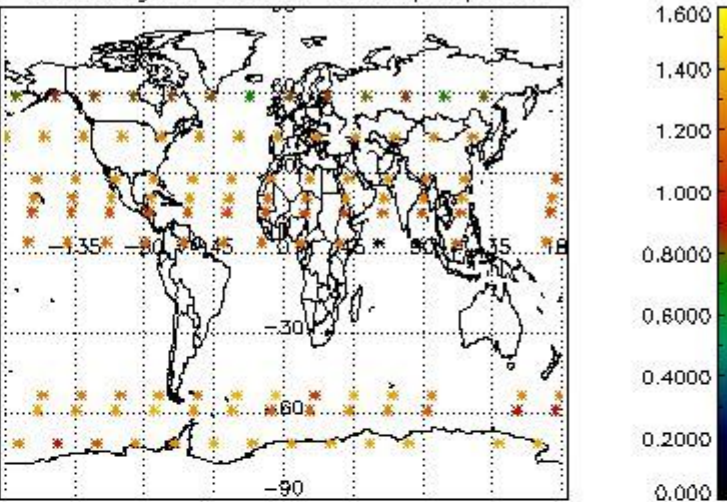


4.2.2 Plot level 1 quality information per product (world map): ENVISAT DESCENDING passes

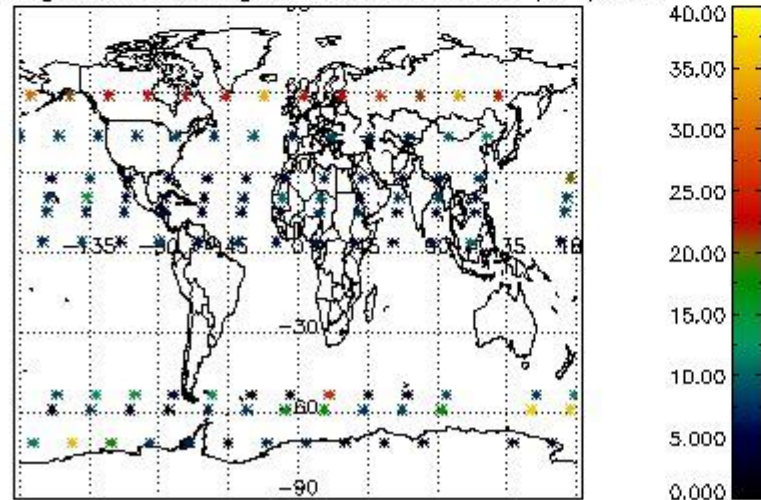
Percentage of cosmic ray hits per profile



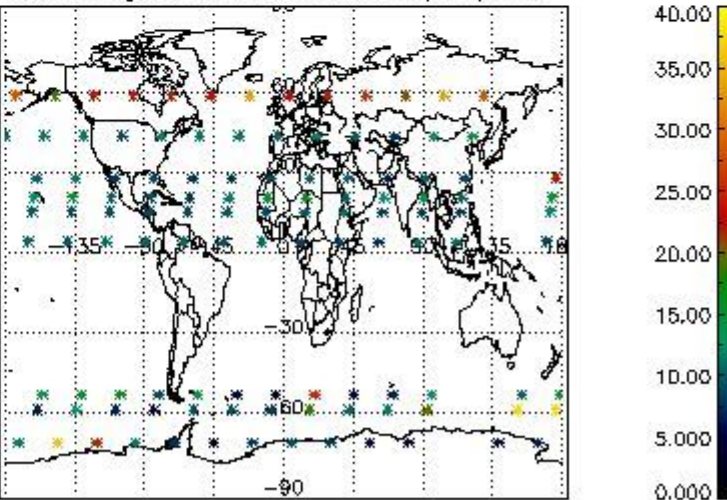
Percentage of datation errors per profile



Percentage of star falling outside central band per profile



Percentage of saturation errors per profile



5. Trace gas profiles

5.1 Ozone statistics based on quality of products

The final quality of the products can be "measured" using the STD (Standard Deviation) attached to every point profile. This information is written to the parameter GOM_NL__2P/NL_LOCAL_SPECIES_DENSITY/o3_std of the level 2 products. The table below shows the statistics for given STD ranges.

The statistics are given with respect to the overall valid production:

- Products without fatal errors: GOM_NL__2P/MPH/PRODUCT_ERR=0
- Valid point profile: GOM_NL__2P/NL_LOCAL_SPECIES_DENSITY/pcd(0)=0

The 'Criteria' is applied to valid points of dark limb products:

- Products in dark limb illumination condition: GOM_NL__2P/NL_SUMMARY_QUALITY/obs_ill_cond=0
- Products without fatal errors: GOM_NL__2P/MPH/PRODUCT_ERR=0
- Valid point profile: GOM_NL__2P/NL_LOCAL_SPECIES_DENSITY/pcd(0)=0

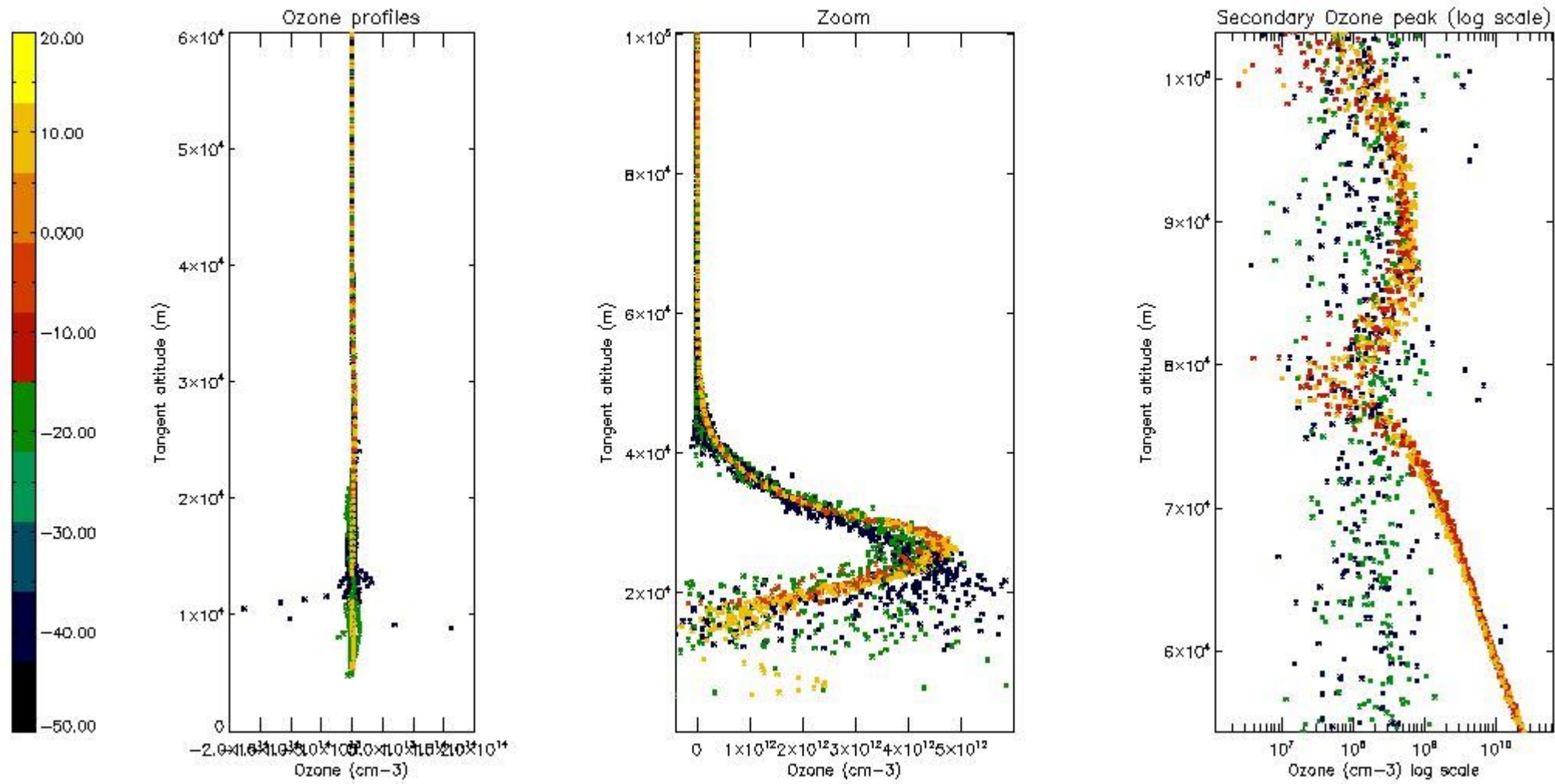
So, the table below shows the percentage of dark limb and valid observations for each criteria with respect to the overall valid daily observations.

Criteria	% of total production
All STD	30
STD < 20	15

STD < 10	12
STD < 5	8

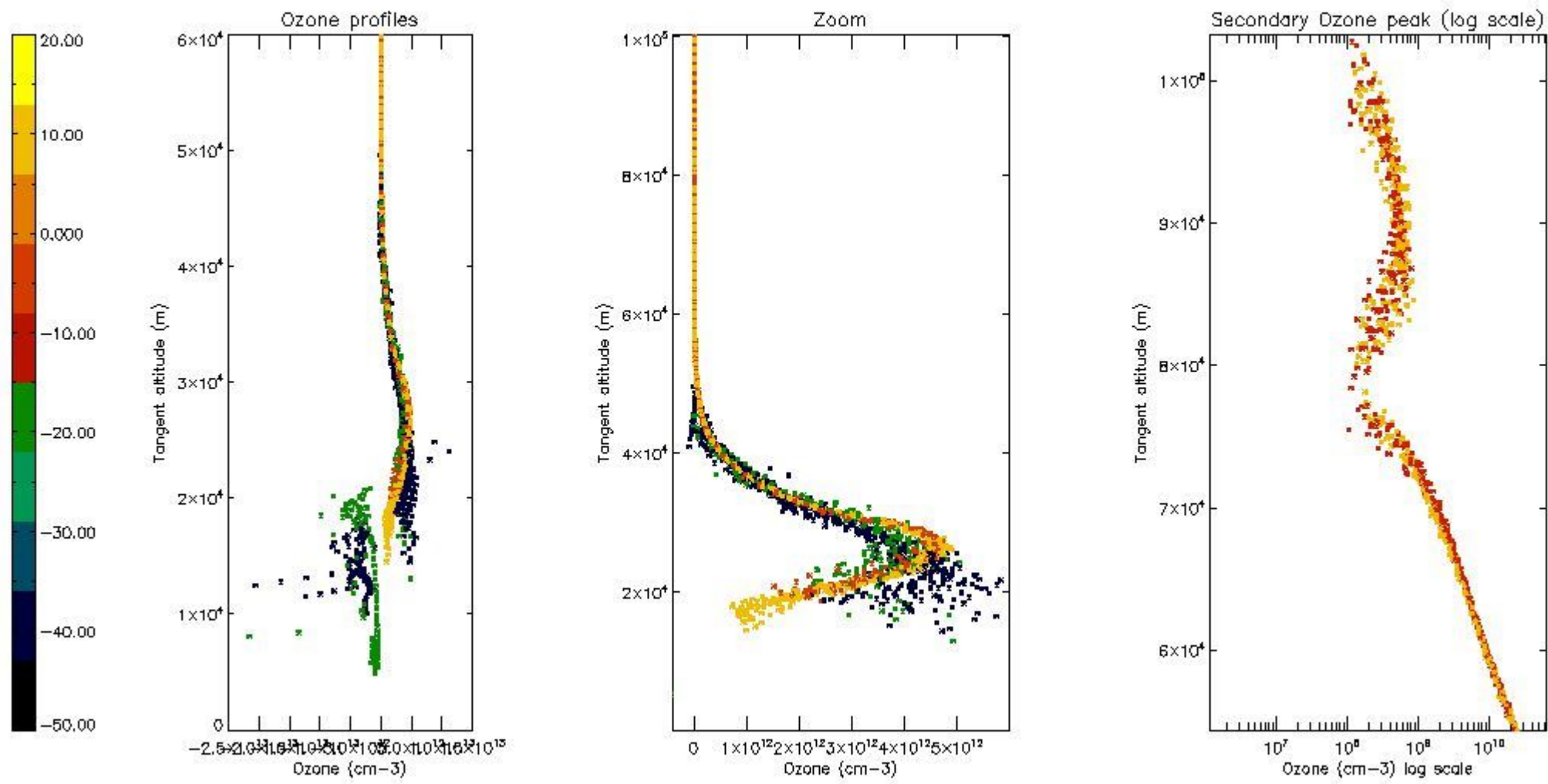
5.2 Plot ozone profiles for all STD (dark without errors)

The colorbar represents the latitude.



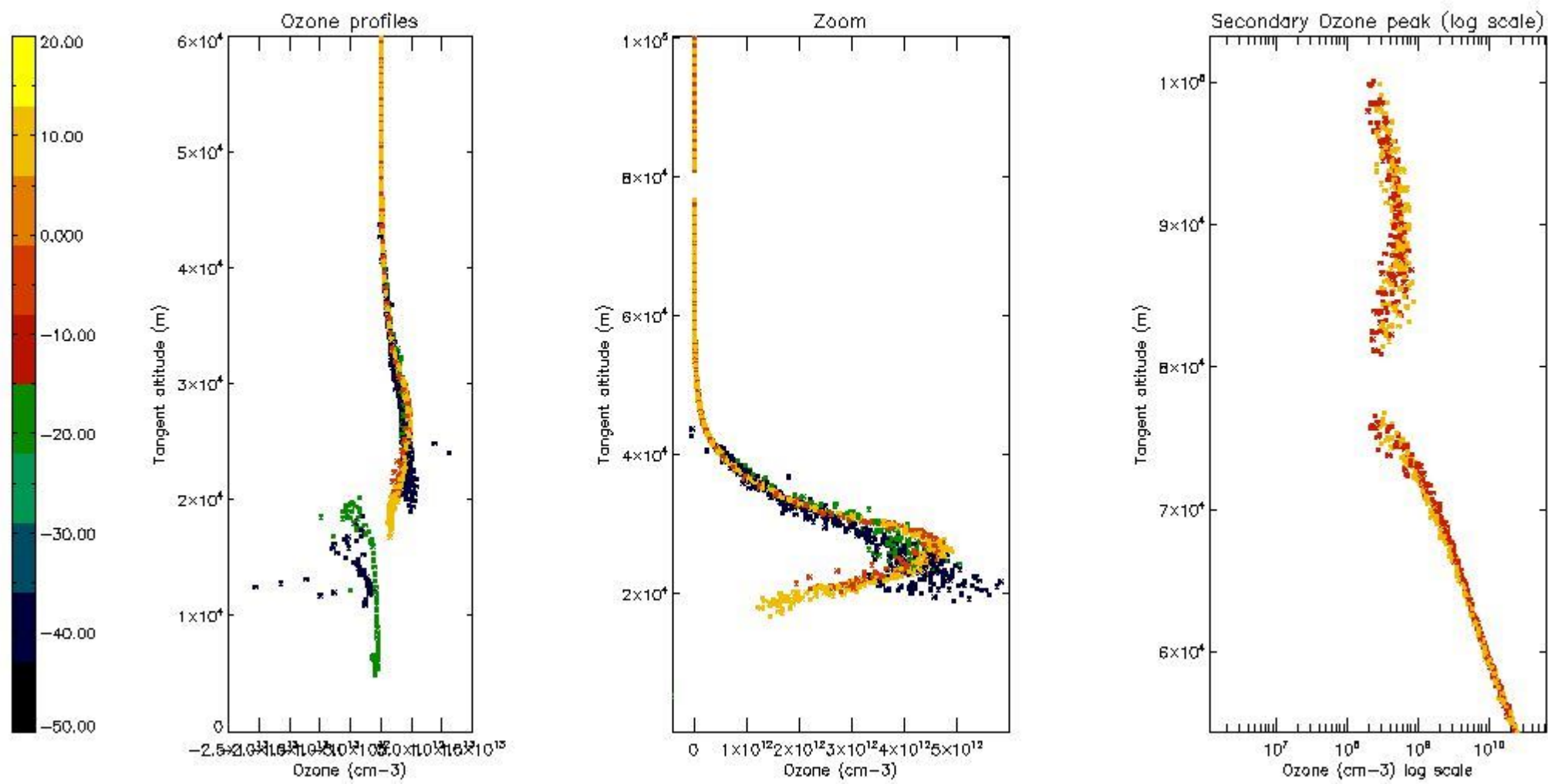
5.3 Plot ozone profiles where STD < 20% (dark without errors)

The colorbar represents the latitude.



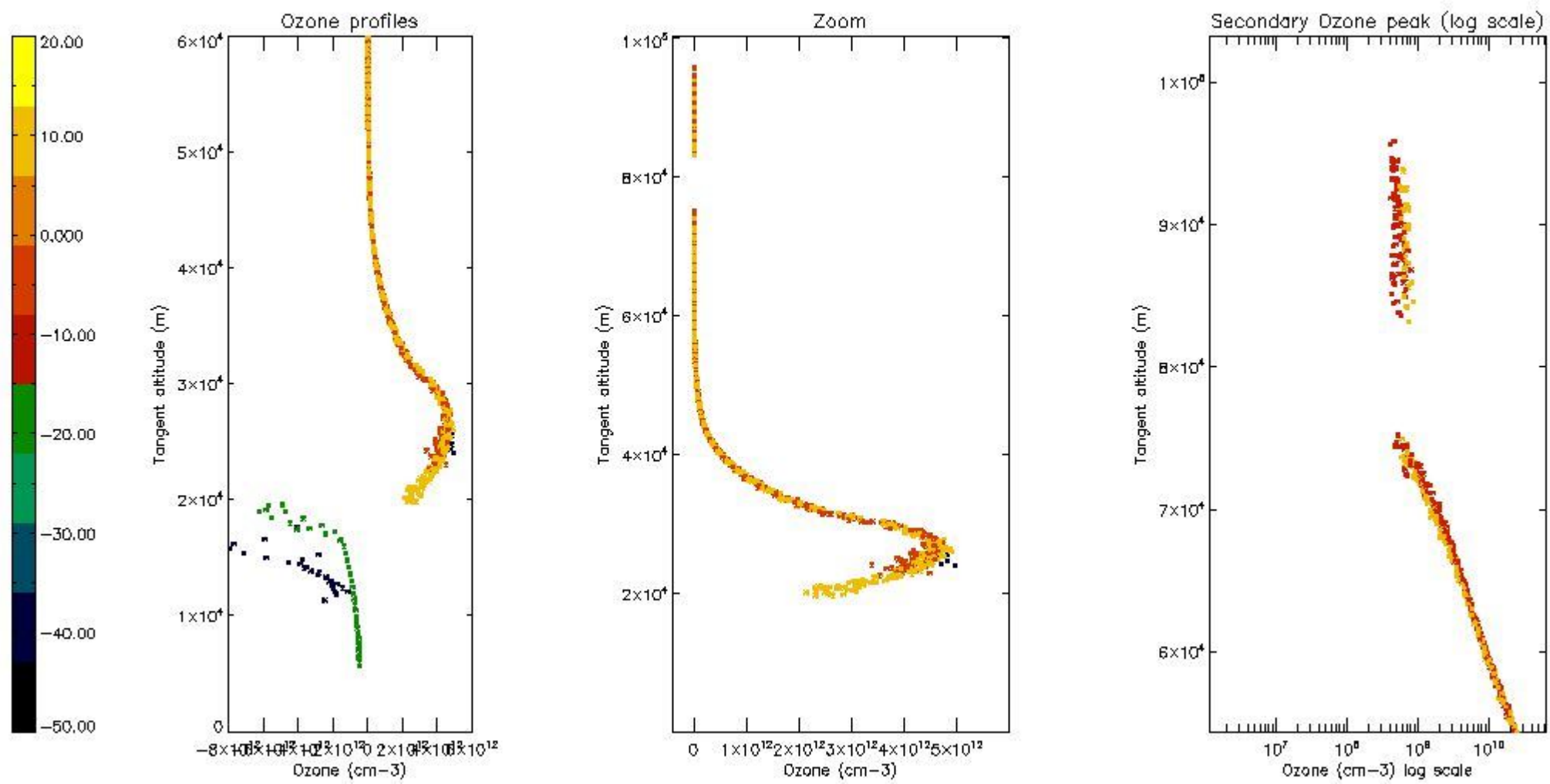
5.4 Plot ozone profiles where STD < 10% (dark without errors)

The colorbar represents the latitude.



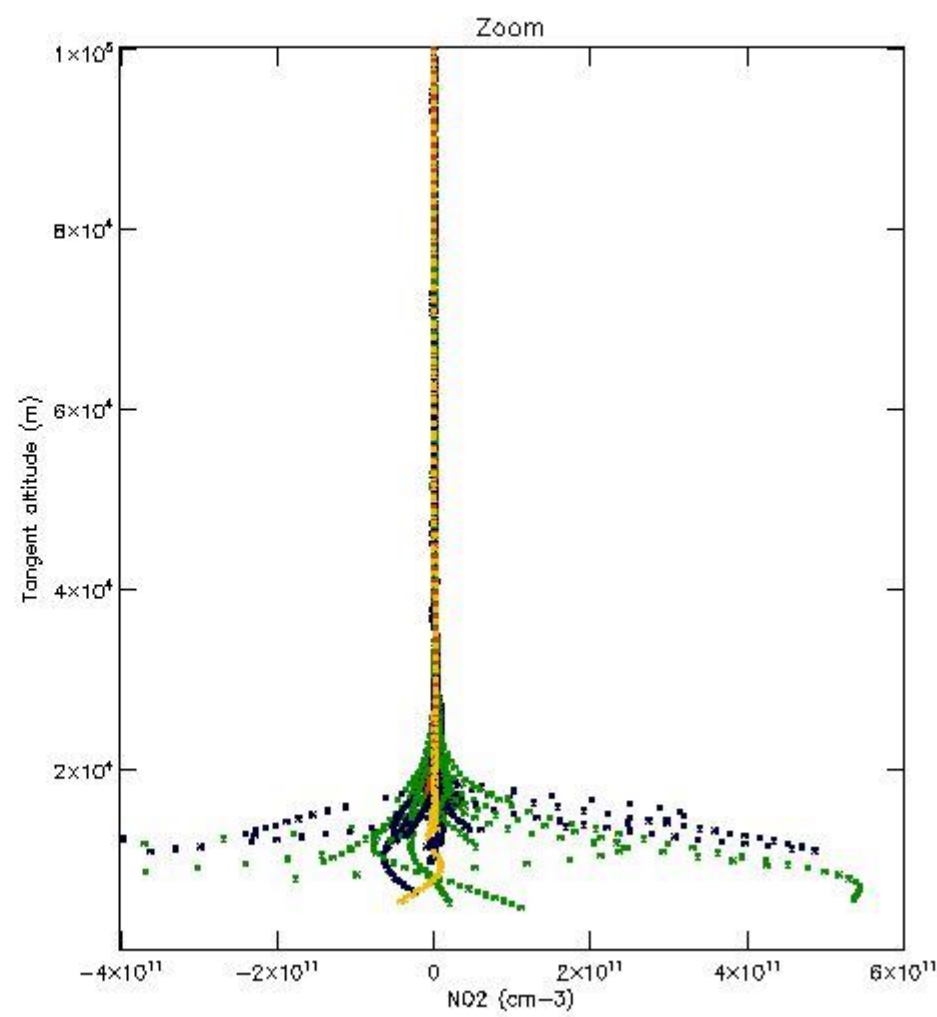
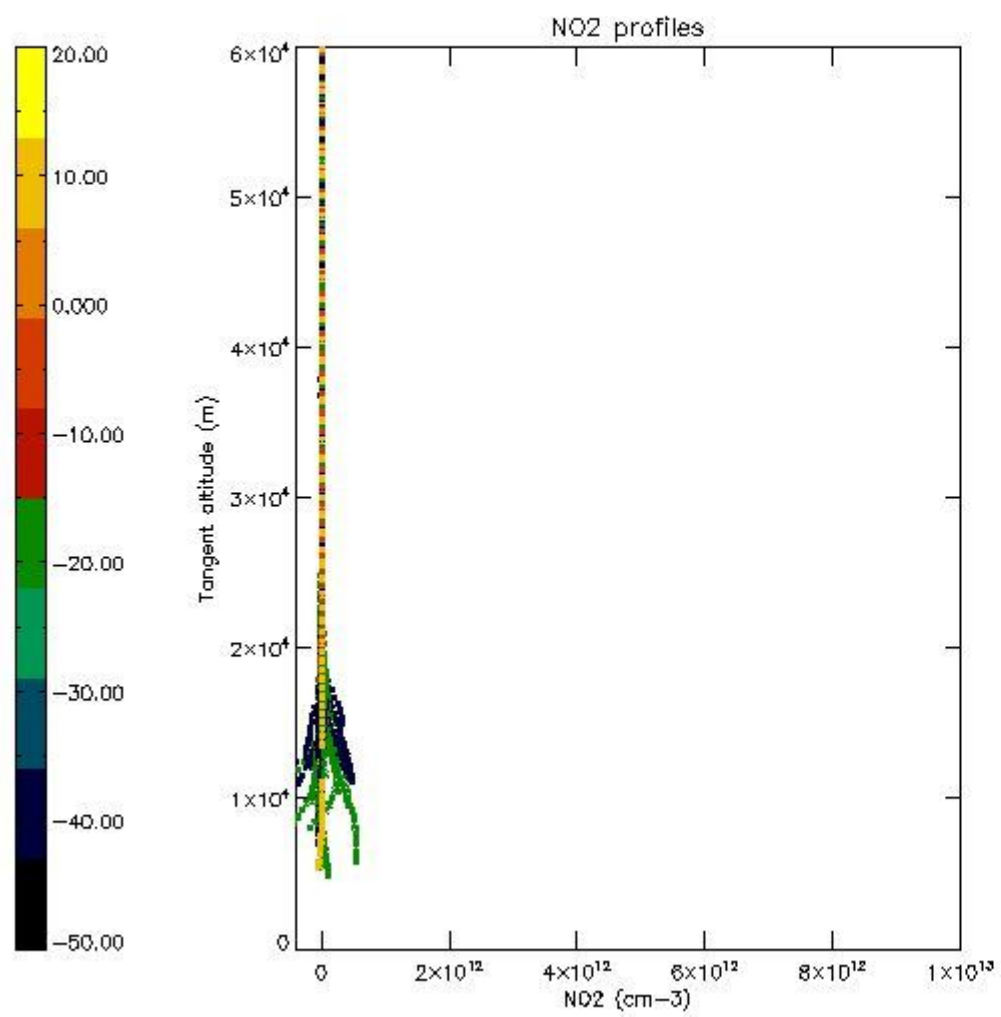
5.5 Plot ozone profiles where STD < 5% (dark without errors)

The colorbar represents the latitude.



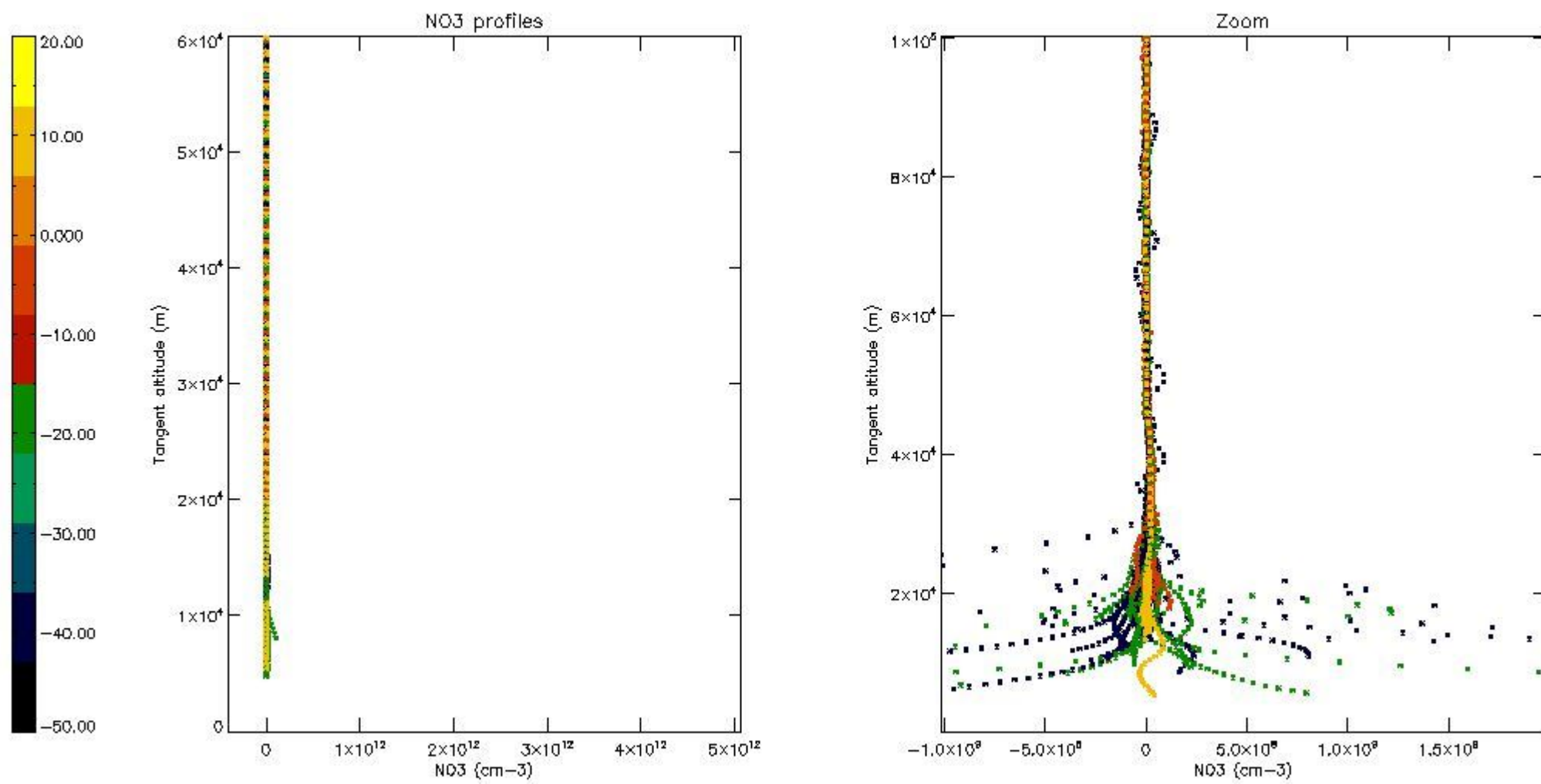
5.6 Plot NO₂ profiles for all STD (dark without errors)

The colorbar represents the latitude.



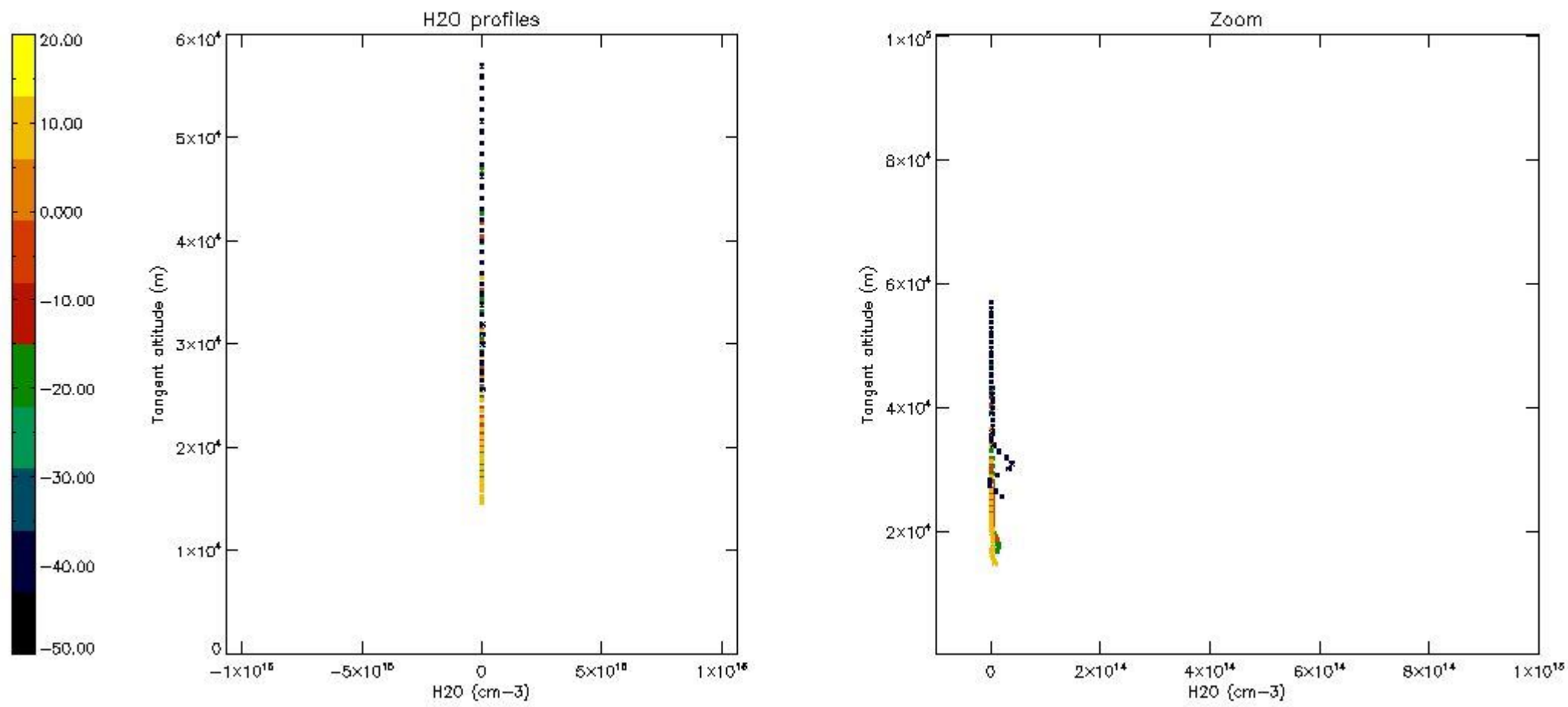
5.7 Plot NO3 profiles for all STD (dark without errors)

The colorbar represents the latitude.



5.8 Plot H2O profiles for all STD (only for occultations of stars 1,2,3,4,13,14,16,26,63 dark without errors)

The colorbar represents the latitude.



6. Auxiliary Data Files used for the production reported in section 2

The number reported in the third column indicates since which file (see list in section 2) the corresponding auxiliary file has been used. The fourth column is the date of those product files.

Type	Auxiliary Filename	Used since product	Used since product date
INST_PHYS_CHARACTERISTICS	GOM_INS_AXVIEC20091111_143220_20030716_120000_20500101_000000	1	30-OCT-2009 00:05:09
LEVEL-2_PROC_CONFIG	GOM_PR2_AXVIEC20091111_152718_20020301_000000_20500101_000000	1	30-OCT-2009 00:05:09
CROSS_SECTIONS_FILE	GOM_CRS_AXVIEC20091111_154832_20020301_000000_20500101_000000	1	30-OCT-2009 00:05:09

GOMOS Level 2 Daily Report

SUMMARY

[1. General Info](#)

[2. Summary of processed GOM_NL_2P products](#)

[3. Level 2 Quality information per product](#)

[3.1 Plot of level 2 quality information per product \(time dependant\)](#)

[3.2 Plot of level 2 quality information per product \(world map\)](#)

[4. Level 1 Quality information per product \(stored on level 2 products\)](#)

[4.1 Plot of level 1 quality information per product \(time dependant\)](#)

[4.1.1 Plot of level 1 quality information per product \(time dependant\): ASCENDING](#)

[4.1.2 Plot of level 1 quality information per product \(time dependant\): DESCENDING](#)

[4.2 Plot of level 1 quality information per product \(world map\)](#)

[4.2.1 Plot of level 1 quality information per product \(world map\): ASCENDING](#)

[4.2.2 Plot of level 1 quality information per product \(world map\): DESCENDING](#)

[5. Ozone profiles based on quality statistics and other trace gas profiles](#)

[5.1 Ozone statistics based on quality of products](#)

[5.2 Plot ozone profiles for all STD \(dark without errors\)](#)

[5.3 Plot ozone profiles where STD < 20% \(dark without errors\)](#)

[5.4. Plot ozone profiles where STD < 10% \(dark without errors\)](#)

[5.5. Plot ozone profiles where STD < 5% \(dark without errors\)](#)

[5.6 Plot NO2 profiles for all STD \(dark without errors\)](#)

[5.7 Plot NO3 profiles for all STD \(dark without errors\)](#)

[5.8 Plot H2O profiles \(only for occultations of stars 1,2,3,4,13,14,16,26,63 dark without errors\) for all STD](#)

[6. Auxiliary Data Files used for the production reported in section 2](#)

This report presents the daily analysis on parameters extracted from GOMOS level 2 data (GOM_NL__2P). It is intended to monitor some important parameters that will impact the quality of these products. A list of level 2 products (and content) that have arrived during the reporting day to the PCF is also given.

Item	Value
Time of report generation	26APR2013 13:30:44
Data source version	GOMOS/6.01
Start time of products	30-10-2009 (30OCT2009 00:00:00)
Stop time of products	31-10-2009 (31OCT2009 00:00:00)
Store outputs in DB	Yes
Nb of level 2 prods	212
Nb of prods with errors	0

2. Summary of processed GOM_NL__2P products.

Nr	Filename	UTC Start time	Limb	Duration	Star Id	Star Name	Star Mag	Star Temp	Nb Meas	Orbit	Prod. error
1	GOM_NL__2PRFIN20091030_000509_000000452083_00445_40078_7240.N1	30-OCT-2009 00:05:09	Dark	45.000	65	Lam Vel	2.2040	4400.0	90	40078	No
2	GOM_NL__2PRFIN20091030_014921_000000462083_00447_40080_7250.N1	30-OCT-2009 01:49:21	Dark	45.500	34	Gam2Vel	1.7930	23000.	91	40080	No
3	GOM_NL__2PRFIN20091030_015451_000000492083_00447_40080_7251.N1	30-OCT-2009 01:54:51	Dark	48.500	2	Alp Car	-0.73600	7000.0	97	40080	No
4	GOM_NL__2PRFIN20091030_020521_000000412083_00447_40080_7252.N1	30-OCT-2009 02:05:21	Straylight	41.000	157	The1Eri	2.9060	9300.0	82	40080	No
5	GOM_NL__2PRFIN20091030_022008_000000622083_00447_40080_7253.N1	30-OCT-2009 02:20:08	Bright	61.500	94	92Alp Cet	2.5260	3100.0	123	40080	No
6	GOM_NL__2PRFIN20091030_022427_000000422083_00447_40080_7254.N1	30-OCT-2009 02:24:27	Bright	41.500	105	6Bet Ari	2.6450	8900.0	83	40080	No
7	GOM_NL__2PRFIN20091030_022856_000000402083_00447_40080_7255.N1	30-OCT-2009 02:28:56	Bright	39.500	173	4Bet Tri	3.0040	8900.0	79	40080	No
8	GOM_NL__2PRFIN20091030_023058_000000392083_00447_40080_7256.N1	30-OCT-2009 02:30:58	Bright	39.000	73	57Gam1And	2.2600	13100.	78	40080	No
9	GOM_NL__2PRFIN20091030_023230_000000452083_00447_40080_7257.N1	30-OCT-2009 02:32:30	Bright	45.000	79	26Bet Per	2.3100	13100.	90	40080	No
10	GOM_NL__2PRFIN20091030_023538_000000432083_00447_40080_7258.N1	30-OCT-2009 02:35:38	Bright	43.000	160	23Gam Per	2.9300	4700.0	86	40080	No
11	GOM_NL__2PRFIN20091030_025143_000000402083_00447_40080_7259.N1	30-OCT-2009 02:51:43	Bright	40.000	36	50Alp UMa	1.8000	6300.0	80	40080	No
12	GOM_NL__2PRFIN20091030_025319_000000442083_00447_40080_7260.N1	30-OCT-2009 02:53:19	Bright	43.500	82	48Bet UMa	2.3650	10600.	87	40080	No
13	GOM_NL__2PRFIN20091030_025658_000000372083_00447_40080_7261.N1	30-OCT-2009 02:56:58	Bright	36.500	174	52Psi UMa	3.0040	4400.0	73	40080	No
14	GOM_NL__2PRFIN20091030_030447_000000552083_00447_40080_7262.N1	30-OCT-2009 03:04:47	Bright	54.500	166	17Eps Leo	2.9800	6000.0	109	40080	No
15	GOM_NL__2PRFIN20091030_030830_000000552083_00447_40080_7263.N1	30-OCT-2009 03:08:30	Bright	54.500	22	32Alp Leo	1.3600	15200.	109	40080	No
16	GOM_NL__2PRFIN20091030_031735_000000652083_00447_40080_7264.N1	30-OCT-2009 03:17:35	Dark	64.500	48	30Alp Hya	1.9770	4100.0	129	40080	No
17	GOM_NL__2PRFIN20091030_032623_000000582083_00447_40080_7265.N1	30-OCT-2009 03:26:23	Dark	58.000	65	Lam Vel	2.2040	4400.0	116	40080	No
18	GOM_NL__2PRFIN20091030_032958_000000462083_00448_40081_7261.N1	30-OCT-2009 03:29:58	Dark	45.500	34	Gam2Vel	1.7930	23000.	91	40081	No
19	GOM_NL__2PRFIN20091030_033528_000000492083_00448_40081_7262.N1	30-OCT-2009 03:35:28	Dark	48.500	2	Alp Car	-0.73600	7000.0	97	40081	No
20	GOM_NL__2PRFIN20091030_034557_000000412083_00448_40081_7263.N1	30-OCT-2009 03:45:57	Straylight	41.000	157	The1Eri	2.9060	9300.0	82	40081	No
21	GOM_NL__2PRFIN20091030_040044_000000692083_00448_40081_7264.N1	30-OCT-2009 04:00:44	Bright	68.500	94	92Alp Cet	2.5260	3100.0	137	40081	No
22	GOM_NL__2PRFIN20091030_040503_000000412083_00448_40081_7265.N1	30-OCT-2009 04:05:03	Bright	40.500	105	6Bet Ari	2.6450	8900.0	81	40081	No
23	GOM_NL__2PRFIN20091030_040932_000000402083_00448_40081_7266.N1	30-OCT-2009 04:09:32	Bright	39.500	173	4Bet Tri	3.0040	8900.0	79	40081	No
24	GOM_NL__2PRFIN20091030_041134_000000412083_00448_40081_7267.N1	30-OCT-2009 04:11:34	Bright	40.500	73	57Gam1And	2.2600	13100.	81	40081	No
25	GOM_NL__2PRFIN20091030_041305_000000452083_00448_40081_7268.N1	30-OCT-2009 04:13:05	Bright	45.000	79	26Bet Per	2.3100	13100.	90	40081	No
26	GOM_NL__2PRFIN20091030_041613_000000422083_00448_40081_7269.N1	30-OCT-2009 04:16:13	Bright	42.000	160	23Gam Per	2.9300	4700.0	84	40081	No
27	GOM_NL__2PRFIN20091030_043219_000000372083_00448_40081_7270.N1	30-OCT-2009 04:32:19	Bright	37.000	36	50Alp UMa	1.8000	6300.0	74	40081	No
28	GOM_NL__2PRFIN20091030_043355_000000402083_00448_40081_7271.N1	30-OCT-2009 04:33:55	Bright	39.500	82	48Bet UMa	2.3650	10600.	79	40081	No
29	GOM_NL__2PRFIN20091030_043734_000000372083_00448_40081_7272.N1	30-OCT-2009 04:37:34	Bright	36.500	174	52Psi UMa	3.0040	4400.0	73	40081	No
30	GOM_NL__2PRFIN20091030_044523_000000542083_00448_40081_7273.N1	30-OCT-2009 04:45:23	Bright	54.000	166	17Eps Leo	2.9800	6000.0	108	40081	No
31	GOM_NL__2PRFIN20091030_044907_000000562083_00448_40081_7274.N1	30-OCT-2009 04:49:07	Bright	56.000	22	32Alp Leo	1.3600	15200.	112	40081	No
32	GOM_NL__2PRFIN20091030_045813_000000662083_00448_40081_7275.N1	30-OCT-2009 04:58:13	Dark	66.000	48	30Alp Hya	1.9770	4100.0	132	40081	No
33	GOM_NL__2PRFIN20091030_050659_000000582083_00448_40081_7276.N1	30-OCT-2009 05:06:59	Dark	57.500	65	Lam Vel	2.2040	4400.0	115	40081	No
34	GOM_NL__2PRFIN20091030_051035_000000462083_00449_40082_7299.N1	30-OCT-2009 05:10:35	Dark	45.500	34	Gam2Vel	1.7930	23000.	91	40082	No
35	GOM_NL__2PRFIN20091030_051605_000000472083_00449_40082_7300.N1	30-OCT-2009 05:16:05	Dark	47.000	2	Alp Car	-0.73600	7000.0	94	40082	No
36	GOM_NL__2PRFIN20091030_052633_000000412083_00449_40082_7301.N1	30-OCT-2009 05:26:33	Straylight	40.500	157	The1Eri	2.9060	9300.0	81	40082	No
37	GOM_NL__2PRFIN20091030_054119_000000582083_00449_40082_7302.N1	30-OCT-2009 05:41:19	Bright	58.000	94	92Alp Cet	2.5260	3100.0	116	40082	No
38	GOM_NL__2PRFIN20091030_054539_000000392083_00449_40082_7303.N1	30-OCT-2009 05:45:39	Bright	38.500	105	6Bet Ari	2.6450	8900.0	77	40082	No
39	GOM_NL__2PRFIN20091030_055008_000000382083_00449_40082_7304.N1	30-OCT-2009 05:50:08	Bright	38.000	173	4Bet Tri	3.0040	8900.0	76	40082	No
40	GOM_NL__2PRFIN20091030_055209_000000402083_00449_40082_7305.N1	30-OCT-2009 05:52:09	Bright	40.000	73	57Gam1And	2.2600	13100.	80	40082	No
41	GOM_NL__2PRFIN20091030_055340_000000452083_00449_40082_7306.N1	30-OCT-2009 05:53:40	Bright	44.500	79	26Bet Per	2.3100	13100.	89	40082	No
42	GOM_NL__2PRFIN20091030_055649_000000412083_00449_40082_7307.N1	30-OCT-2009 05:56:49	Bright	40.500	160	23Gam Per	2.9300	4700.0	81	40082	No

43	GOM_NL__2PRFIN20091030_061255_000000362083_00449_40082_7308.N1	30-OCT-2009 06:12:55	Bright	36.000	36	50Alp UMa	1.8000	6300.0	72	40082	No
44	GOM_NL__2PRFIN20091030_061431_000000392083_00449_40082_7309.N1	30-OCT-2009 06:14:31	Bright	39.000	82	48Bet UMa	2.3650	10600.	78	40082	No
45	GOM_NL__2PRFIN20091030_061810_000000382083_00449_40082_7310.N1	30-OCT-2009 06:18:10	Bright	37.500	174	52Psi UMa	3.0040	4400.0	75	40082	No
46	GOM_NL__2PRFIN20091030_062600_000000552083_00449_40082_7311.N1	30-OCT-2009 06:26:00	Bright	55.000	166	17Eps Leo	2.9800	6000.0	110	40082	No
47	GOM_NL__2PRFIN20091030_062944_000000512083_00449_40082_7312.N1	30-OCT-2009 06:29:44	Bright	51.000	22	32Alp Leo	1.3600	15200.	102	40082	No
48	GOM_NL__2PRFIN20091030_063850_000000712083_00449_40082_7313.N1	30-OCT-2009 06:38:50	Dark	71.000	48	30Alp Hya	1.9770	4100.0	142	40082	No
49	GOM_NL__2PRFIN20091030_064736_000000522083_00449_40082_7314.N1	30-OCT-2009 06:47:36	Dark	52.000	65	Lam Vel	2.2040	4400.0	104	40082	No
50	GOM_NL__2PRFIN20091030_065112_000000462083_00450_40083_7311.N1	30-OCT-2009 06:51:12	Dark	45.500	34	Gam2Vel	1.7930	23000.	91	40083	No
51	GOM_NL__2PRFIN20091030_065642_000000492083_00450_40083_7312.N1	30-OCT-2009 06:56:42	Dark	49.000	2	Alp Car	-0.73600	7000.0	98	40083	No
52	GOM_NL__2PRFIN20091030_070710_000000402083_00450_40083_7313.N1	30-OCT-2009 07:07:10	Straylight	40.000	157	The1Eri	2.9060	9300.0	80	40083	No
53	GOM_NL__2PRFIN20091030_072155_000000632083_00450_40083_7314.N1	30-OCT-2009 07:21:55	Bright	62.500	94	92Alp Cet	2.5260	3100.0	125	40083	No
54	GOM_NL__2PRFIN20091030_072615_000000392083_00450_40083_7315.N1	30-OCT-2009 07:26:15	Bright	39.000	105	6Bet Ari	2.6450	8900.0	78	40083	No
55	GOM_NL__2PRFIN20091030_073043_000000402083_00450_40083_7316.N1	30-OCT-2009 07:30:43	Bright	39.500	173	4Bet Tri	3.0040	8900.0	79	40083	No
56	GOM_NL__2PRFIN20091030_073245_000000392083_00450_40083_7317.N1	30-OCT-2009 07:32:45	Bright	39.000	73	57Gam1And	2.2600	13100.	78	40083	No
57	GOM_NL__2PRFIN20091030_073415_000000462083_00450_40083_7318.N1	30-OCT-2009 07:34:15	Bright	46.000	79	26Bet Per	2.3100	13100.	92	40083	No
58	GOM_NL__2PRFIN20091030_073724_000000422083_00450_40083_7319.N1	30-OCT-2009 07:37:24	Bright	41.500	160	23Gam Per	2.9300	4700.0	83	40083	No
59	GOM_NL__2PRFIN20091030_075331_000000472083_00450_40083_7320.N1	30-OCT-2009 07:53:31	Bright	47.000	36	50Alp UMa	1.8000	6300.0	94	40083	No
60	GOM_NL__2PRFIN20091030_075507_000000432083_00450_40083_7321.N1	30-OCT-2009 07:55:07	Bright	43.000	82	48Bet UMa	2.3650	10600.	86	40083	No
61	GOM_NL__2PRFIN20091030_075846_000000382083_00450_40083_7322.N1	30-OCT-2009 07:58:46	Bright	38.000	174	52Psi UMa	3.0040	4400.0	76	40083	No
62	GOM_NL__2PRFIN20091030_080636_000000772083_00450_40083_7323.N1	30-OCT-2009 08:06:36	Bright	77.000	166	17Eps Leo	2.9800	6000.0	154	40083	No
63	GOM_NL__2PRFIN20091030_081020_000000522083_00450_40083_7324.N1	30-OCT-2009 08:10:20	Bright	52.000	22	32Alp Leo	1.3600	15200.	104	40083	No
64	GOM_NL__2PRFIN20091030_081927_000000692083_00450_40083_7325.N1	30-OCT-2009 08:19:27	Dark	69.000	48	30Alp Hya	1.9770	4100.0	138	40083	No
65	GOM_NL__2PRFIN20091030_082813_000000462083_00450_40083_7326.N1	30-OCT-2009 08:28:13	Dark	46.000	65	Lam Vel	2.2040	4400.0	92	40083	No
66	GOM_NL__2PRFIN20091030_083148_000000462083_00451_40084_7353.N1	30-OCT-2009 08:31:48	Dark	45.500	34	Gam2Vel	1.7930	23000.	91	40084	No
67	GOM_NL__2PRFIN20091030_083719_000000482083_00451_40084_7354.N1	30-OCT-2009 08:37:19	Dark	47.500	2	Alp Car	-0.73600	7000.0	95	40084	No
68	GOM_NL__2PRFIN20091030_084746_000000422083_00451_40084_7355.N1	30-OCT-2009 08:47:46	Straylight	42.000	157	The1Eri	2.9060	9300.0	84	40084	No
69	GOM_NL__2PRFIN20091030_090231_000000602083_00451_40084_7356.N1	30-OCT-2009 09:02:31	Bright	59.500	94	92Alp Cet	2.5260	3100.0	119	40084	No
70	GOM_NL__2PRFIN20091030_090650_000000402083_00451_40084_7357.N1	30-OCT-2009 09:06:50	Bright	39.500	105	6Bet Ari	2.6450	8900.0	79	40084	No
71	GOM_NL__2PRFIN20091030_091119_000000402083_00451_40084_7358.N1	30-OCT-2009 09:11:19	Bright	39.500	173	4Bet Tri	3.0040	8900.0	79	40084	No
72	GOM_NL__2PRFIN20091030_091321_000000422083_00451_40084_7359.N1	30-OCT-2009 09:13:21	Bright	41.500	73	57Gam1And	2.2600	13100.	83	40084	No
73	GOM_NL__2PRFIN20091030_091451_000000462083_00451_40084_7360.N1	30-OCT-2009 09:14:51	Bright	46.000	79	26Bet Per	2.3100	13100.	92	40084	No
74	GOM_NL__2PRFIN20091030_091759_000000422083_00451_40084_7361.N1	30-OCT-2009 09:17:59	Bright	41.500	160	23Gam Per	2.9300	4700.0	83	40084	No
75	GOM_NL__2PRFIN20091030_093407_000000352083_00451_40084_7362.N1	30-OCT-2009 09:34:07	Bright	35.000	36	50Alp UMa	1.8000	6300.0	70	40084	No
76	GOM_NL__2PRFIN20091030_093543_000000442083_00451_40084_7363.N1	30-OCT-2009 09:35:43	Bright	43.500	82	48Bet UMa	2.3650	10600.	87	40084	No
77	GOM_NL__2PRFIN20091030_093922_000000382083_00451_40084_7364.N1	30-OCT-2009 09:39:22	Bright	37.500	174	52Psi UMa	3.0040	4400.0	75	40084	No
78	GOM_NL__2PRFIN20091030_094712_000000772083_00451_40084_7365.N1	30-OCT-2009 09:47:12	Bright	77.000	166	17Eps Leo	2.9800	6000.0	154	40084	No
79	GOM_NL__2PRFIN20091030_095056_000000532083_00451_40084_7366.N1	30-OCT-2009 09:50:56	Bright	52.500	22	32Alp Leo	1.3600	15200.	105	40084	No
80	GOM_NL__2PRFIN20091030_100004_000000662083_00451_40084_7367.N1	30-OCT-2009 10:00:04	Dark	66.000	48	30Alp Hya	1.9770	4100.0	132	40084	No
81	GOM_NL__2PRFIN20091030_100850_000000462083_00451_40084_7368.N1	30-OCT-2009 10:08:50	Dark	46.000	65	Lam Vel	2.2040	4400.0	92	40084	No
82	GOM_NL__2PRFIN20091030_101225_000000452083_00452_40085_7372.N1	30-OCT-2009 10:12:25	Dark	45.000	34	Gam2Vel	1.7930	23000.	90	40085	No
83	GOM_NL__2PRFIN20091030_101755_000000482083_00452_40085_7373.N1	30-OCT-2009 10:17:55	Dark	48.000	2	Alp Car	-0.73600	7000.0	96	40085	No
84	GOM_NL__2PRFIN20091030_102822_000000422083_00452_40085_7374.N1	30-OCT-2009 10:28:22	Straylight	41.500	157	The1Eri	2.9060	9300.0	83	40085	No
85	GOM_NL__2PRFIN20091030_104306_000000602083_00452_40085_7375.N1	30-OCT-2009 10:43:06	Bright	60.000	94	92Alp Cet	2.5260	3100.0	120	40085	No
86	GOM_NL__2PRFIN20091030_104726_000000392083_00452_40085_7376.N1	30-OCT-2009 10:47:26	Bright	39.000	105	6Bet Ari	2.6450	8900.0	78	40085	No
87	GOM_NL__2PRFIN20091030_105155_000000392083_00452_40085_7377.N1	30-OCT-2009 10:51:55	Bright	39.000	173	4Bet Tri	3.0040	8900.0	78	40085	No
88	GOM_NL__2PRFIN20091030_105356_000000422083_00452_40085_7378.N1	30-OCT-2009 10:53:56	Bright	42.000	73	57Gam1And	2.2600	13100.	84	40085	No
89	GOM_NL__2PRFIN20091030_105526_000000452083_00452_40085_7379.N1	30-OCT-2009 10:55:26	Bright	45.000	79	26Bet Per	2.3100	13100.	90	40085	No
90	GOM_NL__2PRFIN20091030_105835_000000432083_00452_40085_7380.N1	30-OCT-2009 10:58:35	Bright	43.000	160	23Gam Per	2.9300	4700.0	86	40085	No
91	GOM_NL__2PRFIN20091030_111442_000000362083_00452_40085_7381.N1	30-OCT-2009 11:14:42	Bright	35.500	36	50Alp UMa	1.8000	6300.0	71	40085	No
92	GOM_NL__2PRFIN20091030_111619_000000382083_00452_40085_7382.N1	30-OCT-2009 11:16:19	Bright	38.000	82	48Bet UMa	2.3650	10600.	76	40085	No
93	GOM_NL__2PRFIN20091030_111958_000000362083_00452_40085_7383.N1	30-OCT-2009 11:19:58	Bright	36.000	174	52Psi UMa	3.0040	4400.0	72	40085	No
94	GOM_NL__2PRFIN20091030_112749_000000772083_00452_40085_7384.N1	30-OCT-2009 11:27:49	Bright	77.000	166	17Eps Leo	2.9800	6000.0	154	40085	No
95	GOM_NL__2PRFIN20091030_113133_000000512083_00452_40085_7385.N1	30-OCT-2009 11:31:33	Bright	51.000	22	32Alp Leo	1.3600	15200.	102	40085	No
96	GOM_NL__2PRFIN20091030_114042_000000702083_00452_40085_7386.N1	30-OCT-2009 11:40:42	Dark	70.000	48	30Alp Hya	1.9770	4100.0	140	40085	No
97	GOM_NL__2PRFIN20091030_114926_000000522083_00452_40085_7387.N1	30-OCT-2009 11:49:26	Dark	51.500	65	Lam Vel	2.2040	4400.0	103	40085	No
98	GOM_NL__2PRFIN20091030_115302_000000472083_00453_40086_7390.N1	30-OCT-2009 11:53:02	Dark	47.000	34	Gam2Vel	1.7930	23000.	94	40086	No
99	GOM_NL__2PRFIN20091030_115832_000000482083_00453_40086_7391.N1	30-OCT-2009 11:58:32	Dark	47.500	2	Alp Car	-0.73600	7000.0	95	40086	No
100	GOM_NL__2PRFIN20091030_120858_000000422083_00453_40086_7392.N1	30-OCT-2009 12:08:58	Straylight	41.500	157	The1Eri	2.9060	9300.0	83	40086	No
101	GOM_NL__2PRFIN20091030_122342_000000702083_00453_40086_7393.N1	30-OCT-2009 12:23:42	Bright	70.000	94	92Alp Cet	2.5260	3100.0	140	40086	No

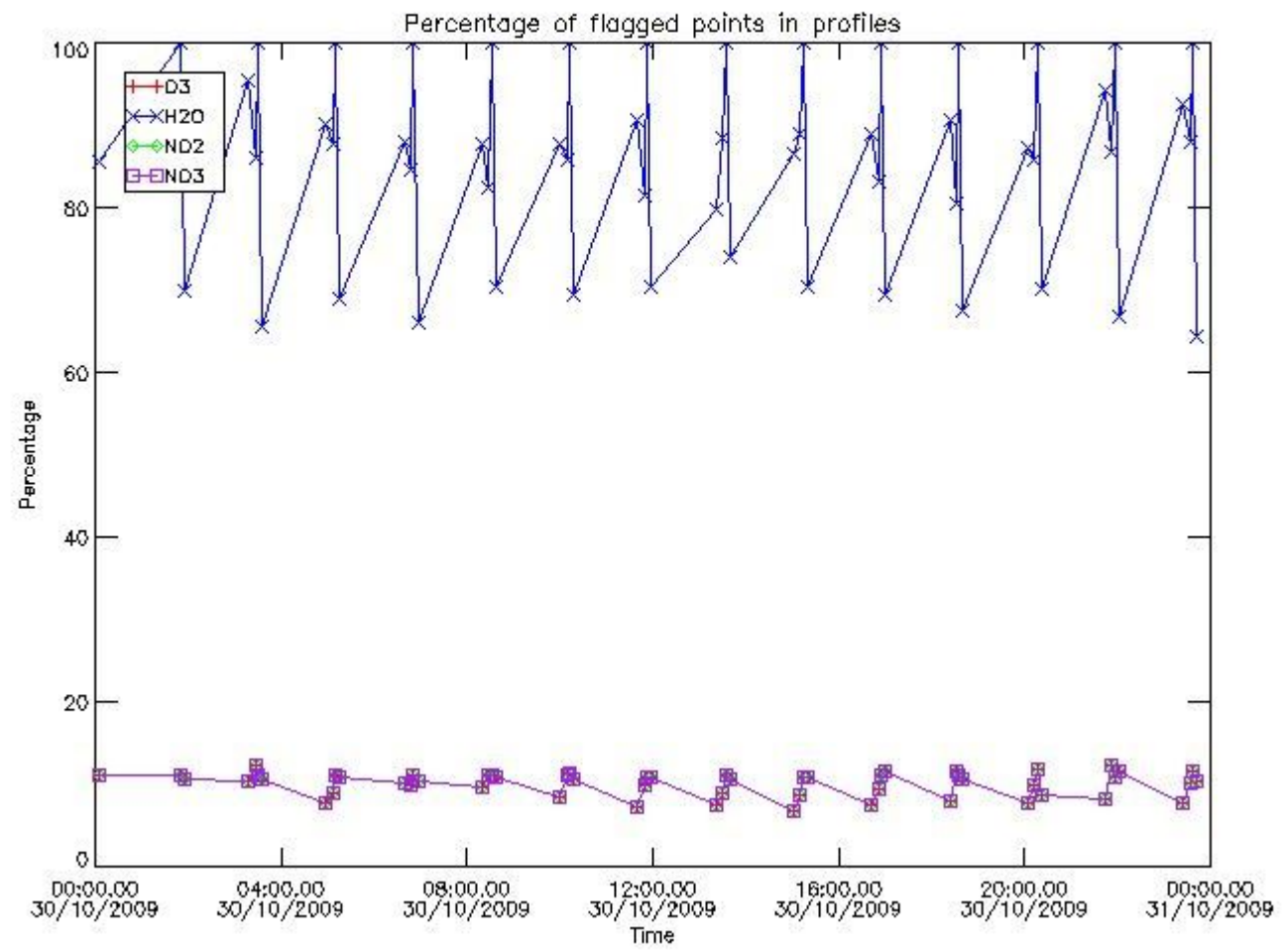
102	GOM_NL__2PRFIN20091030_122801_000000402083_00453_40086_7394.N1	30-OCT-2009 12:28:01	Bright	39.500	105	6Bet Ari	2.6450	8900.0	79	40086	No
103	GOM_NL__2PRFIN20091030_123230_000000392083_00453_40086_7395.N1	30-OCT-2009 12:32:30	Bright	39.000	173	4Bet Tri	3.0040	8900.0	78	40086	No
104	GOM_NL__2PRFIN20091030_123432_000000402083_00453_40086_7396.N1	30-OCT-2009 12:34:32	Bright	39.500	73	57Gam1And	2.2600	13100.	79	40086	No
105	GOM_NL__2PRFIN20091030_123601_000000462083_00453_40086_7397.N1	30-OCT-2009 12:36:01	Bright	45.500	79	26Bet Per	2.3100	13100.	91	40086	No
106	GOM_NL__2PRFIN20091030_123910_000000422083_00453_40086_7398.N1	30-OCT-2009 12:39:10	Bright	42.000	160	23Gam Per	2.9300	4700.0	84	40086	No
107	GOM_NL__2PRFIN20091030_125518_000000412083_00453_40086_7399.N1	30-OCT-2009 12:55:18	Bright	41.000	36	50Alp UMa	1.8000	6300.0	82	40086	No
108	GOM_NL__2PRFIN20091030_125655_000000392083_00453_40086_7400.N1	30-OCT-2009 12:56:55	Bright	38.500	82	48Bet UMa	2.3650	10600.	77	40086	No
109	GOM_NL__2PRFIN20091030_130034_000000392083_00453_40086_7401.N1	30-OCT-2009 13:00:34	Bright	38.500	174	52Psi UMa	3.0040	4400.0	77	40086	No
110	GOM_NL__2PRFIN20091030_130825_000000622083_00453_40086_7402.N1	30-OCT-2009 13:08:25	Bright	61.500	166	17Eps Leo	2.9800	6000.0	123	40086	No
111	GOM_NL__2PRFIN20091030_131209_000000532083_00453_40086_7403.N1	30-OCT-2009 13:12:09	Bright	53.000	22	32Alp Leo	1.3600	15200.	106	40086	No
112	GOM_NL__2PRFIN20091030_132119_000000682083_00453_40086_7404.N1	30-OCT-2009 13:21:19	Dark	67.500	48	30Alp Hya	1.9770	4100.0	135	40086	No
113	GOM_NL__2PRFIN20091030_133003_000000572083_00453_40086_7405.N1	30-OCT-2009 13:30:03	Dark	57.000	65	Lam Vel	2.2040	4400.0	114	40086	No
114	GOM_NL__2PRFIN20091030_133339_000000462083_00454_40087_7401.N1	30-OCT-2009 13:33:39	Dark	45.500	34	Gam2Vel	1.7930	23000.	91	40087	No
115	GOM_NL__2PRFIN20091030_133909_000000492083_00454_40087_7402.N1	30-OCT-2009 13:39:09	Dark	48.500	2	Alp Car	-0.73600	7000.0	97	40087	No
116	GOM_NL__2PRFIN20091030_134935_000000422083_00454_40087_7403.N1	30-OCT-2009 13:49:35	Straylight	41.500	157	The1Eri	2.9060	9300.0	83	40087	No
117	GOM_NL__2PRFIN20091030_140417_000000602083_00454_40087_7404.N1	30-OCT-2009 14:04:17	Bright	60.000	94	92Alp Cet	2.5260	3100.0	120	40087	No
118	GOM_NL__2PRFIN20091030_140837_000000402083_00454_40087_7405.N1	30-OCT-2009 14:08:37	Bright	39.500	105	6Bet Ari	2.6450	8900.0	79	40087	No
119	GOM_NL__2PRFIN20091030_141306_000000392083_00454_40087_7406.N1	30-OCT-2009 14:13:06	Bright	38.500	173	4Bet Tri	3.0040	8900.0	77	40087	No
120	GOM_NL__2PRFIN20091030_141507_000000382083_00454_40087_7407.N1	30-OCT-2009 14:15:07	Bright	38.000	73	57Gam1And	2.2600	13100.	76	40087	No
121	GOM_NL__2PRFIN20091030_141637_000000452083_00454_40087_7408.N1	30-OCT-2009 14:16:37	Bright	44.500	79	26Bet Per	2.3100	13100.	89	40087	No
122	GOM_NL__2PRFIN20091030_141945_000000432083_00454_40087_7409.N1	30-OCT-2009 14:19:45	Bright	42.500	160	23Gam Per	2.9300	4700.0	85	40087	No
123	GOM_NL__2PRFIN20091030_143554_000000382083_00454_40087_7410.N1	30-OCT-2009 14:35:54	Bright	38.000	36	50Alp UMa	1.8000	6300.0	76	40087	No
124	GOM_NL__2PRFIN20091030_143730_000000362083_00454_40087_7411.N1	30-OCT-2009 14:37:30	Bright	35.500	82	48Bet UMa	2.3650	10600.	71	40087	No
125	GOM_NL__2PRFIN20091030_144109_000000392083_00454_40087_7412.N1	30-OCT-2009 14:41:09	Bright	39.000	174	52Psi UMa	3.0040	4400.0	78	40087	No
126	GOM_NL__2PRFIN20091030_144901_000000572083_00454_40087_7413.N1	30-OCT-2009 14:49:01	Bright	56.500	166	17Eps Leo	2.9800	6000.0	113	40087	No
127	GOM_NL__2PRFIN20091030_145246_000000542083_00454_40087_7414.N1	30-OCT-2009 14:52:46	Bright	54.000	22	32Alp Leo	1.3600	15200.	108	40087	No
128	GOM_NL__2PRFIN20091030_150156_000000752083_00454_40087_7415.N1	30-OCT-2009 15:01:56	Dark	75.000	48	30Alp Hya	1.9770	4100.0	150	40087	No
129	GOM_NL__2PRFIN20091030_151040_000000592083_00454_40087_7416.N1	30-OCT-2009 15:10:40	Dark	58.500	65	Lam Vel	2.2040	4400.0	117	40087	No
130	GOM_NL__2PRFIN20091030_151416_000000472083_00455_40088_7411.N1	30-OCT-2009 15:14:16	Dark	46.500	34	Gam2Vel	1.7930	23000.	93	40088	No
131	GOM_NL__2PRFIN20091030_151945_000000482083_00455_40088_7412.N1	30-OCT-2009 15:19:45	Dark	47.500	2	Alp Car	-0.73600	7000.0	95	40088	No
132	GOM_NL__2PRFIN20091030_153011_000000412083_00455_40088_7413.N1	30-OCT-2009 15:30:11	Straylight	41.000	157	The1Eri	2.9060	9300.0	82	40088	No
133	GOM_NL__2PRFIN20091030_154453_000000592083_00455_40088_7414.N1	30-OCT-2009 15:44:53	Bright	59.000	94	92Alp Cet	2.5260	3100.0	118	40088	No
134	GOM_NL__2PRFIN20091030_154913_000000402083_00455_40088_7415.N1	30-OCT-2009 15:49:13	Bright	39.500	105	6Bet Ari	2.6450	8900.0	79	40088	No
135	GOM_NL__2PRFIN20091030_155342_000000392083_00455_40088_7416.N1	30-OCT-2009 15:53:42	Bright	39.000	173	4Bet Tri	3.0040	8900.0	78	40088	No
136	GOM_NL__2PRFIN20091030_155543_000000392083_00455_40088_7417.N1	30-OCT-2009 15:55:43	Bright	38.500	73	57Gam1And	2.2600	13100.	77	40088	No
137	GOM_NL__2PRFIN20091030_155712_000000452083_00455_40088_7418.N1	30-OCT-2009 15:57:12	Bright	45.000	79	26Bet Per	2.3100	13100.	90	40088	No
138	GOM_NL__2PRFIN20091030_160021_000000432083_00455_40088_7419.N1	30-OCT-2009 16:00:21	Bright	42.500	160	23Gam Per	2.9300	4700.0	85	40088	No
139	GOM_NL__2PRFIN20091030_161630_000000422083_00455_40088_7420.N1	30-OCT-2009 16:16:30	Bright	41.500	36	50Alp UMa	1.8000	6300.0	83	40088	No
140	GOM_NL__2PRFIN20091030_161806_000000382083_00455_40088_7421.N1	30-OCT-2009 16:18:06	Bright	37.500	82	48Bet UMa	2.3650	10600.	75	40088	No
141	GOM_NL__2PRFIN20091030_162145_000000442083_00455_40088_7422.N1	30-OCT-2009 16:21:45	Bright	44.000	174	52Psi UMa	3.0040	4400.0	88	40088	No
142	GOM_NL__2PRFIN20091030_162938_000000572083_00455_40088_7423.N1	30-OCT-2009 16:29:38	Bright	56.500	166	17Eps Leo	2.9800	6000.0	113	40088	No
143	GOM_NL__2PRFIN20091030_163323_000000582083_00455_40088_7424.N1	30-OCT-2009 16:33:23	Bright	58.000	22	32Alp Leo	1.3600	15200.	116	40088	No
144	GOM_NL__2PRFIN20091030_164233_000000682083_00455_40088_7425.N1	30-OCT-2009 16:42:33	Dark	68.000	48	30Alp Hya	1.9770	4100.0	136	40088	No
145	GOM_NL__2PRFIN20091030_165117_000000542083_00455_40088_7426.N1	30-OCT-2009 16:51:17	Dark	54.000	65	Lam Vel	2.2040	4400.0	108	40088	No
146	GOM_NL__2PRFIN20091030_165453_000000462083_00456_40089_7423.N1	30-OCT-2009 16:54:53	Dark	46.000	34	Gam2Vel	1.7930	23000.	92	40089	No
147	GOM_NL__2PRFIN20091030_170022_000000482083_00456_40089_7424.N1	30-OCT-2009 17:00:22	Dark	48.000	2	Alp Car	-0.73600	7000.0	96	40089	No
148	GOM_NL__2PRFIN20091030_171047_000000422083_00456_40089_7425.N1	30-OCT-2009 17:10:47	Straylight	42.000	157	The1Eri	2.9060	9300.0	84	40089	No
149	GOM_NL__2PRFIN20091030_172529_000000612083_00456_40089_7426.N1	30-OCT-2009 17:25:29	Bright	60.500	94	92Alp Cet	2.5260	3100.0	121	40089	No
150	GOM_NL__2PRFIN20091030_172949_000000392083_00456_40089_7427.N1	30-OCT-2009 17:29:49	Bright	38.500	105	6Bet Ari	2.6450	8900.0	77	40089	No
151	GOM_NL__2PRFIN20091030_173417_000000392083_00456_40089_7428.N1	30-OCT-2009 17:34:17	Bright	38.500	173	4Bet Tri	3.0040	8900.0	77	40089	No
152	GOM_NL__2PRFIN20091030_173619_000000392083_00456_40089_7429.N1	30-OCT-2009 17:36:19	Bright	39.000	73	57Gam1And	2.2600	13100.	78	40089	No
153	GOM_NL__2PRFIN20091030_173747_000000452083_00456_40089_7430.N1	30-OCT-2009 17:37:47	Bright	45.000	79	26Bet Per	2.3100	13100.	90	40089	No
154	GOM_NL__2PRFIN20091030_174056_000000422083_00456_40089_7431.N1	30-OCT-2009 17:40:56	Bright	42.000	160	23Gam Per	2.9300	4700.0	84	40089	No
155	GOM_NL__2PRFIN20091030_175706_000000412083_00456_40089_7432.N1	30-OCT-2009 17:57:06	Bright	41.000	36	50Alp UMa	1.8000	6300.0	82	40089	No
156	GOM_NL__2PRFIN20091030_175842_000000402083_00456_40089_7433.N1	30-OCT-2009 17:58:42	Bright	39.500	82	48Bet UMa	2.3650	10600.	79	40089	No
157	GOM_NL__2PRFIN20091030_180221_000000542083_00456_40089_7434.N1	30-OCT-2009 18:02:21	Bright	54.000	174	52Psi UMa	3.0040	4400.0	108	40089	No
158	GOM_NL__2PRFIN20091030_181014_000000552083_00456_40089_7435.N1	30-OCT-2009 18:10:14	Bright	54.500	166	17Eps Leo	2.9800	6000.0	109	40089	No
159	GOM_NL__2PRFIN20091030_181359_000000502083_00456_40089_7436.N1	30-OCT-2009 18:13:59	Bright	50.000	22	32Alp Leo	1.3600	15200.	100	40089	No
160	GOM_NL__2PRFIN20091030_182310_000000652083_00456_40089_7437.N1	30-OCT-2009 18:23:10	Dark	65.000	48	30Alp Hya	1.9770	4100.0	130	40089	No

161	GOM_NL__2PRFIN20091030_183154_000000442083_00456_40089_7438.N1	30-OCT-2009 18:31:54	Dark	44.000	65	Lam Vel	2.2040	4400.0	88	40089	No
162	GOM_NL__2PRFIN20091030_183529_000000462083_00457_40090_7434.N1	30-OCT-2009 18:35:29	Dark	45.500	34	Gam2Vel	1.7930	23000.	91	40090	No
163	GOM_NL__2PRFIN20091030_184059_000000482083_00457_40090_7435.N1	30-OCT-2009 18:40:59	Dark	47.500	2	Alp Car	-0.73600	7000.0	95	40090	No
164	GOM_NL__2PRFIN20091030_185124_000000422083_00457_40090_7436.N1	30-OCT-2009 18:51:24	Straylight	41.500	157	The1Eri	2.9060	9300.0	83	40090	No
165	GOM_NL__2PRFIN20091030_190604_000000592083_00457_40090_7437.N1	30-OCT-2009 19:06:04	Bright	59.000	94	92Alp Cet	2.5260	3100.0	118	40090	No
166	GOM_NL__2PRFIN20091030_191025_000000402083_00457_40090_7438.N1	30-OCT-2009 19:10:25	Bright	39.500	105	6Bet Ari	2.6450	8900.0	79	40090	No
167	GOM_NL__2PRFIN20091030_191453_000000402083_00457_40090_7439.N1	30-OCT-2009 19:14:53	Bright	40.000	173	4Bet Tri	3.0040	8900.0	80	40090	No
168	GOM_NL__2PRFIN20091030_191654_000000422083_00457_40090_7440.N1	30-OCT-2009 19:16:54	Bright	42.000	73	57Gam1And	2.2600	13100.	84	40090	No
169	GOM_NL__2PRFIN20091030_191822_000000452083_00457_40090_7441.N1	30-OCT-2009 19:18:22	Bright	45.000	79	26Bet Per	2.3100	13100.	90	40090	No
170	GOM_NL__2PRFIN20091030_192132_000000422083_00457_40090_7442.N1	30-OCT-2009 19:21:32	Bright	42.000	160	23Gam Per	2.9300	4700.0	84	40090	No
171	GOM_NL__2PRFIN20091030_193742_000000402083_00457_40090_7443.N1	30-OCT-2009 19:37:42	Bright	40.000	36	50Alp UMa	1.8000	6300.0	80	40090	No
172	GOM_NL__2PRFIN20091030_193918_000000372083_00457_40090_7444.N1	30-OCT-2009 19:39:18	Bright	37.000	82	48Bet UMa	2.3650	10600.	74	40090	No
173	GOM_NL__2PRFIN20091030_194257_000000402083_00457_40090_7445.N1	30-OCT-2009 19:42:57	Bright	39.500	174	52Psi UMa	3.0040	4400.0	79	40090	No
174	GOM_NL__2PRFIN20091030_195050_000000562083_00457_40090_7446.N1	30-OCT-2009 19:50:50	Bright	56.000	166	17Eps Leo	2.9800	6000.0	112	40090	No
175	GOM_NL__2PRFIN20091030_195436_000000582083_00457_40090_7447.N1	30-OCT-2009 19:54:36	Bright	57.500	22	32Alp Leo	1.3600	15200.	115	40090	No
176	GOM_NL__2PRFIN20091030_200348_000000672083_00457_40090_7448.N1	30-OCT-2009 20:03:48	Dark	66.500	48	30Alp Hya	1.9770	4100.0	133	40090	No
177	GOM_NL__2PRFIN20091030_201230_000000572083_00457_40090_7449.N1	30-OCT-2009 20:12:30	Dark	57.000	65	Lam Vel	2.2040	4400.0	114	40090	No
178	GOM_NL__2PRFIN20091030_201606_000000442083_00458_40091_7445.N1	30-OCT-2009 20:16:06	Dark	43.500	34	Gam2Vel	1.7930	23000.	87	40091	No
179	GOM_NL__2PRFIN20091030_202135_000000592083_00458_40091_7446.N1	30-OCT-2009 20:21:35	Dark	58.500	2	Alp Car	-0.73600	7000.0	117	40091	No
180	GOM_NL__2PRFIN20091030_203200_000000422083_00458_40091_7447.N1	30-OCT-2009 20:32:00	Straylight	41.500	157	The1Eri	2.9060	9300.0	83	40091	No
181	GOM_NL__2PRFIN20091030_204640_000000582083_00458_40091_7448.N1	30-OCT-2009 20:46:40	Bright	57.500	94	92Alp Cet	2.5260	3100.0	115	40091	No
182	GOM_NL__2PRFIN20091030_205100_000000402083_00458_40091_7449.N1	30-OCT-2009 20:51:00	Bright	39.500	105	6Bet Ari	2.6450	8900.0	79	40091	No
183	GOM_NL__2PRFIN20091030_205528_000000402083_00458_40091_7450.N1	30-OCT-2009 20:55:28	Bright	39.500	173	4Bet Tri	3.0040	8900.0	79	40091	No
184	GOM_NL__2PRFIN20091030_205730_000000402083_00458_40091_7451.N1	30-OCT-2009 20:57:30	Bright	40.000	73	57Gam1And	2.2600	13100.	80	40091	No
185	GOM_NL__2PRFIN20091030_205858_000000462083_00458_40091_7452.N1	30-OCT-2009 20:58:58	Bright	45.500	79	26Bet Per	2.3100	13100.	91	40091	No
186	GOM_NL__2PRFIN20091030_210207_000000432083_00458_40091_7453.N1	30-OCT-2009 21:02:07	Bright	42.500	160	23Gam Per	2.9300	4700.0	85	40091	No
187	GOM_NL__2PRFIN20091030_211817_000000412083_00458_40091_7454.N1	30-OCT-2009 21:18:17	Bright	41.000	36	50Alp UMa	1.8000	6300.0	82	40091	No
188	GOM_NL__2PRFIN20091030_211954_000000562083_00458_40091_7455.N1	30-OCT-2009 21:19:54	Bright	56.000	82	48Bet UMa	2.3650	10600.	112	40091	No
189	GOM_NL__2PRFIN20091030_212333_000000372083_00458_40091_7456.N1	30-OCT-2009 21:23:33	Bright	37.000	174	52Psi UMa	3.0040	4400.0	74	40091	No
190	GOM_NL__2PRFIN20091030_213127_000000542083_00458_40091_7457.N1	30-OCT-2009 21:31:27	Bright	54.000	166	17Eps Leo	2.9800	6000.0	108	40091	No
191	GOM_NL__2PRFIN20091030_213512_000000582083_00458_40091_7458.N1	30-OCT-2009 21:35:12	Bright	58.000	22	32Alp Leo	1.3600	15200.	116	40091	No
192	GOM_NL__2PRFIN20091030_214425_000000692083_00458_40091_7459.N1	30-OCT-2009 21:44:25	Dark	68.500	48	30Alp Hya	1.9770	4100.0	137	40091	No
193	GOM_NL__2PRFIN20091030_215307_000000462083_00458_40091_7460.N1	30-OCT-2009 21:53:07	Dark	45.500	65	Lam Vel	2.2040	4400.0	91	40091	No
194	GOM_NL__2PRFIN20091030_215643_000000472083_00459_40092_7476.N1	30-OCT-2009 21:56:43	Dark	46.500	34	Gam2Vel	1.7930	23000.	93	40092	No
195	GOM_NL__2PRFIN20091030_220212_000000492083_00459_40092_7477.N1	30-OCT-2009 22:02:12	Dark	48.500	2	Alp Car	-0.73600	7000.0	97	40092	No
196	GOM_NL__2PRFIN20091030_221236_000000422083_00459_40092_7478.N1	30-OCT-2009 22:12:36	Straylight	41.500	157	The1Eri	2.9060	9300.0	83	40092	No
197	GOM_NL__2PRFIN20091030_222715_000000642083_00459_40092_7479.N1	30-OCT-2009 22:27:15	Bright	64.000	94	92Alp Cet	2.5260	3100.0	128	40092	No
198	GOM_NL__2PRFIN20091030_223136_000000392083_00459_40092_7480.N1	30-OCT-2009 22:31:36	Bright	38.500	105	6Bet Ari	2.6450	8900.0	77	40092	No
199	GOM_NL__2PRFIN20091030_223604_000000462083_00459_40092_7481.N1	30-OCT-2009 22:36:04	Bright	45.500	173	4Bet Tri	3.0040	8900.0	91	40092	No
200	GOM_NL__2PRFIN20091030_223806_000000412083_00459_40092_7482.N1	30-OCT-2009 22:38:06	Bright	40.500	73	57Gam1And	2.2600	13100.	81	40092	No
201	GOM_NL__2PRFIN20091030_223933_000000472083_00459_40092_7483.N1	30-OCT-2009 22:39:33	Bright	46.500	79	26Bet Per	2.3100	13100.	93	40092	No
202	GOM_NL__2PRFIN20091030_224243_000000412083_00459_40092_7484.N1	30-OCT-2009 22:42:43	Bright	41.000	160	23Gam Per	2.9300	4700.0	82	40092	No
203	GOM_NL__2PRFIN20091030_225853_000000392083_00459_40092_7485.N1	30-OCT-2009 22:58:53	Bright	39.000	36	50Alp UMa	1.8000	6300.0	78	40092	No
204	GOM_NL__2PRFIN20091030_230030_000000562083_00459_40092_7486.N1	30-OCT-2009 23:00:30	Bright	56.000	82	48Bet UMa	2.3650	10600.	112	40092	No
205	GOM_NL__2PRFIN20091030_230409_000000372083_00459_40092_7487.N1	30-OCT-2009 23:04:09	Bright	37.000	174	52Psi UMa	3.0040	4400.0	74	40092	No
206	GOM_NL__2PRFIN20091030_231203_000000552083_00459_40092_7488.N1	30-OCT-2009 23:12:03	Bright	54.500	166	17Eps Leo	2.9800	6000.0	109	40092	No
207	GOM_NL__2PRFIN20091030_231548_000000572083_00459_40092_7489.N1	30-OCT-2009 23:15:48	Bright	57.000	22	32Alp Leo	1.3600	15200.	114	40092	No
208	GOM_NL__2PRFIN20091030_232502_000000672083_00459_40092_7490.N1	30-OCT-2009 23:25:02	Dark	66.500	48	30Alp Hya	1.9770	4100.0	133	40092	No
209	GOM_NL__2PRFIN20091030_233344_000000512083_00459_40092_7491.N1	30-OCT-2009 23:33:44	Dark	50.500	65	Lam Vel	2.2040	4400.0	101	40092	No
210	GOM_NL__2PRFIN20091030_233720_000000452083_00460_40093_7488.N1	30-OCT-2009 23:37:20	Dark	44.500	34	Gam2Vel	1.7930	23000.	89	40093	No
211	GOM_NL__2PRFIN20091030_234249_000000502083_00460_40093_7489.N1	30-OCT-2009 23:42:49	Dark	49.500	2	Alp Car	-0.73600	7000.0	99	40093	No
212	GOM_NL__2PRFIN20091030_235312_000000412083_00460_40093_7490.N1	30-OCT-2009 23:53:12	Straylight	41.000	157	The1Eri	2.9060	9300.0	82	40093	No

3. Quality information per product

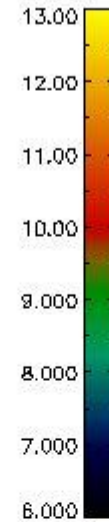
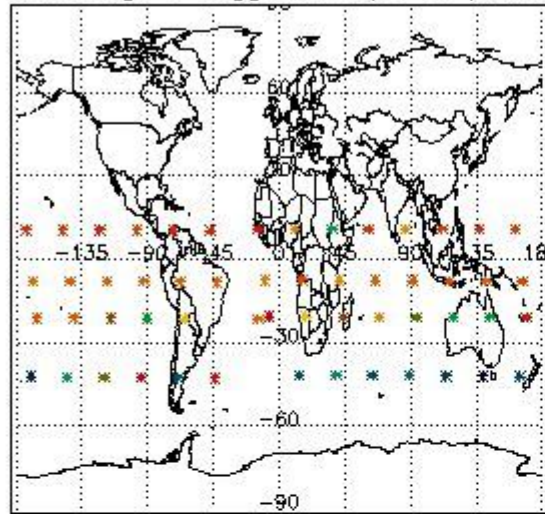
In this section it is plotted some information contained in the Quality Summary data set of the level 2 products. Only products in dark limb conditions and without errors (error flag in the MPH set to "0") are used.

3.1 Plot quality information per product (time dependant)

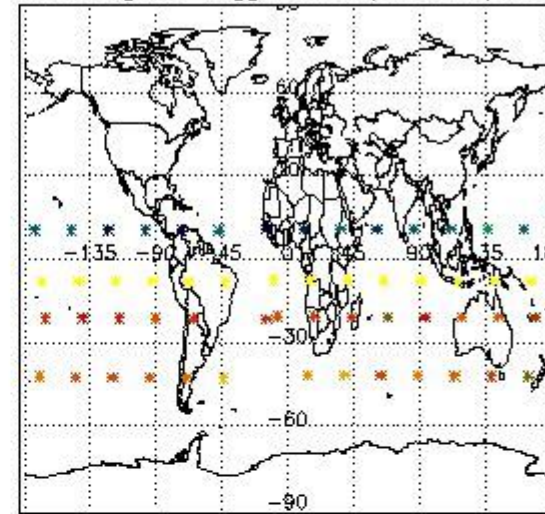


3.2 Plot quality information per product (world map)

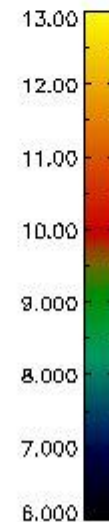
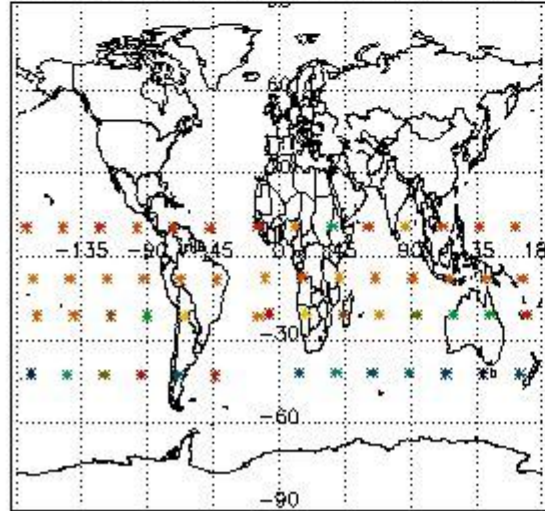
Percentage of flagged data per O3 profile



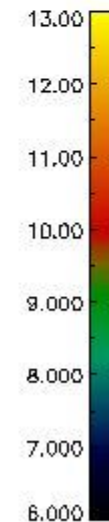
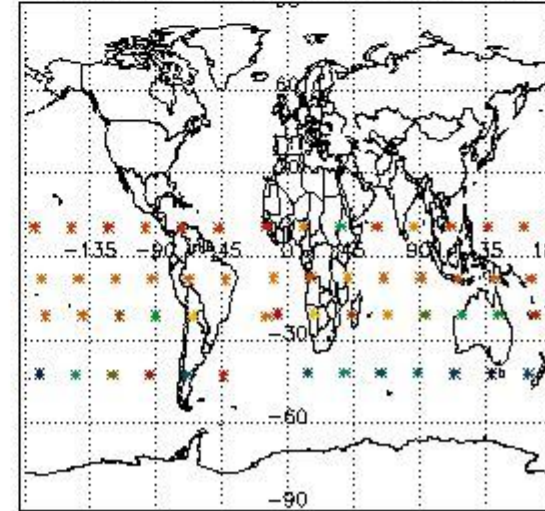
Percentage of flagged data per H2O profile



Percentage of flagged data per NO2 profile



Percentage of flagged data per NO3 profile

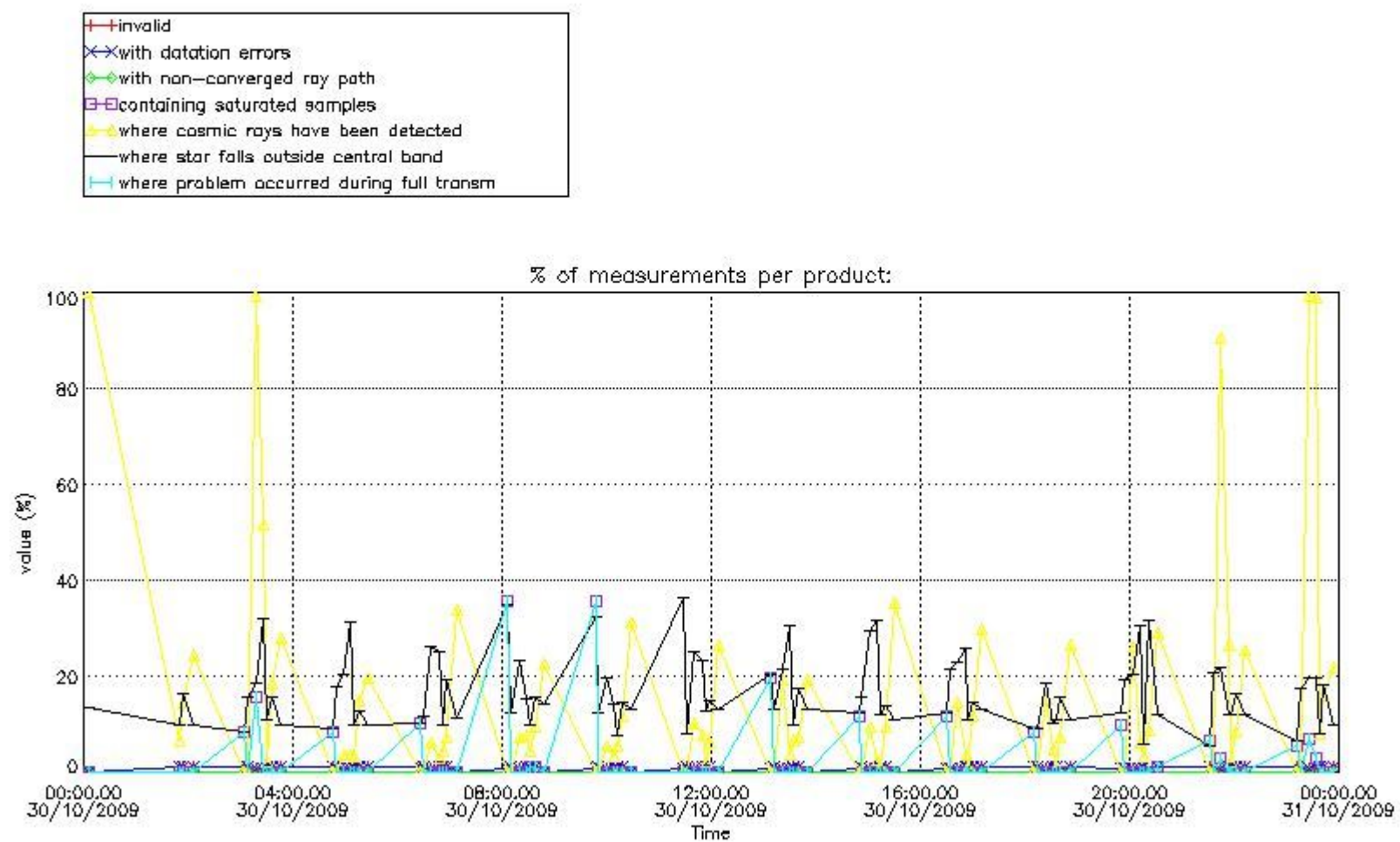


4. Level 1 quality information per product

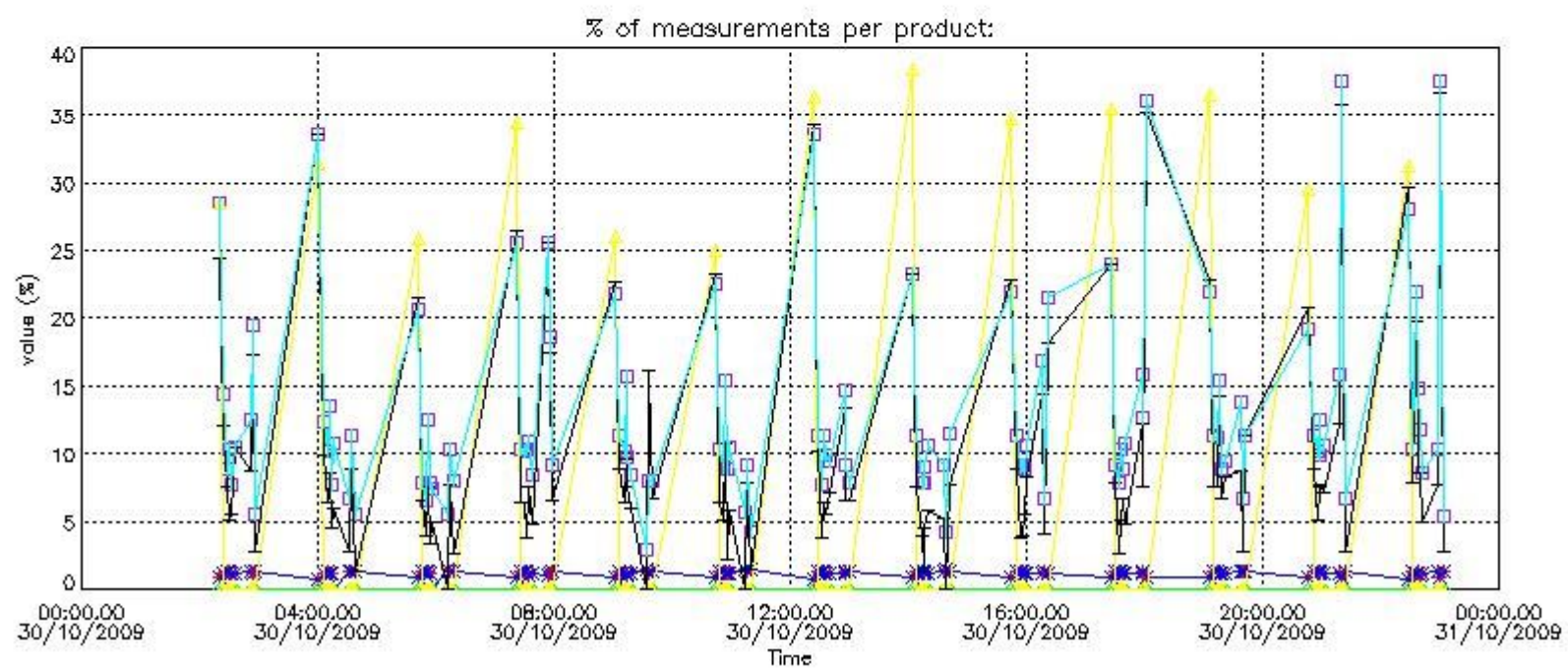
In this section it is plotted some information contained in the Quality Summary data set of the level 2 products that comes from the level 1b processing. Products without errors (error flag in the MPH set to "0") are used.

4.1 Plot quality information per product (time dependant) coming from level 1b processing

4.1.1 Plot level 1 quality information per product (time dependant): ENVISAT ASCENDING passes



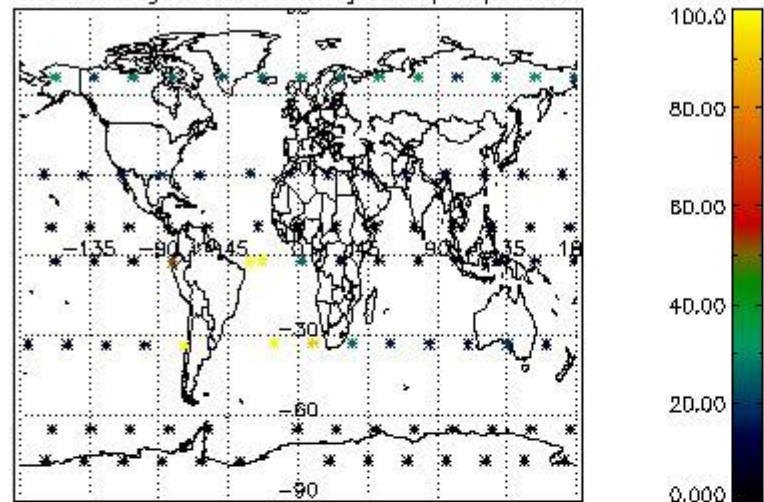
4.1.2 Plot level 1 quality information per product (time dependant): ENVISAT DESCENDING passes



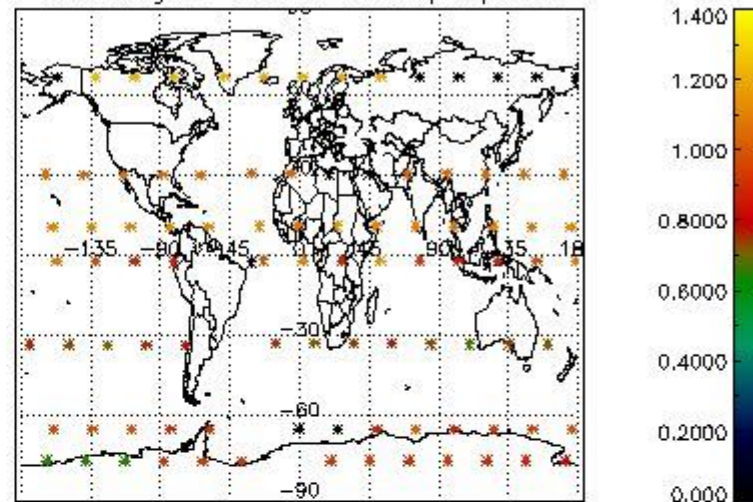
4.2 Plot quality information per product coming from level 1b processing (world map)

4.2.1 Plot level 1 quality information per product (world map): ENVISAT ASCENDING passes

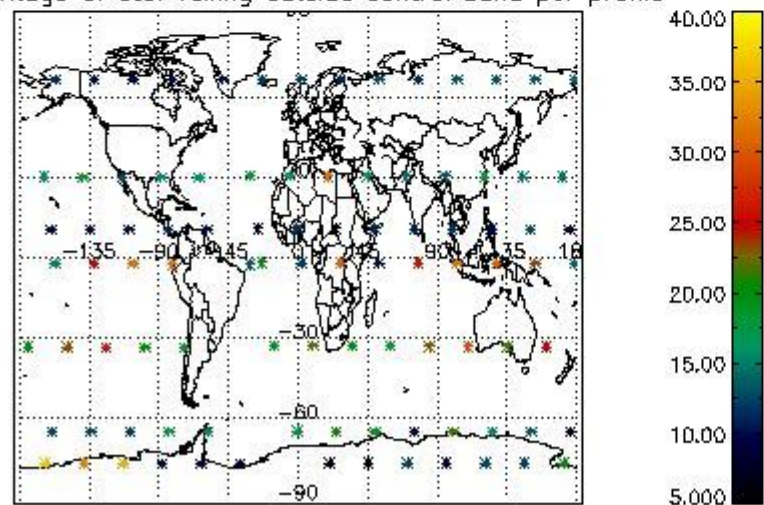
Percentage of cosmic ray hits per profile



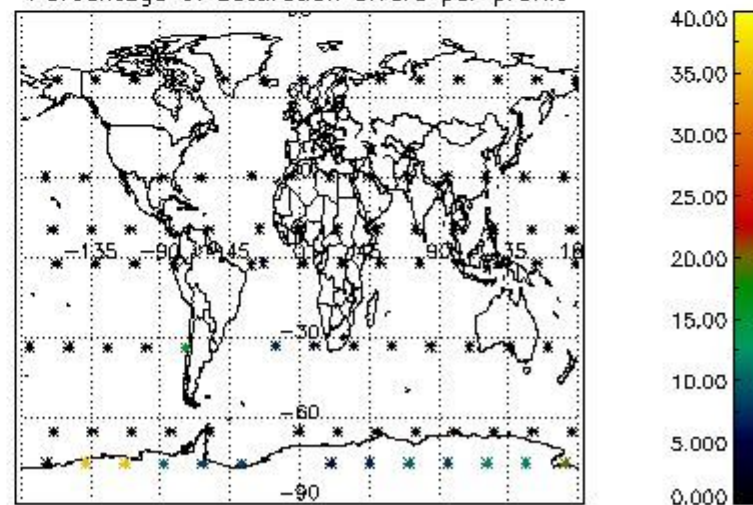
Percentage of datation errors per profile



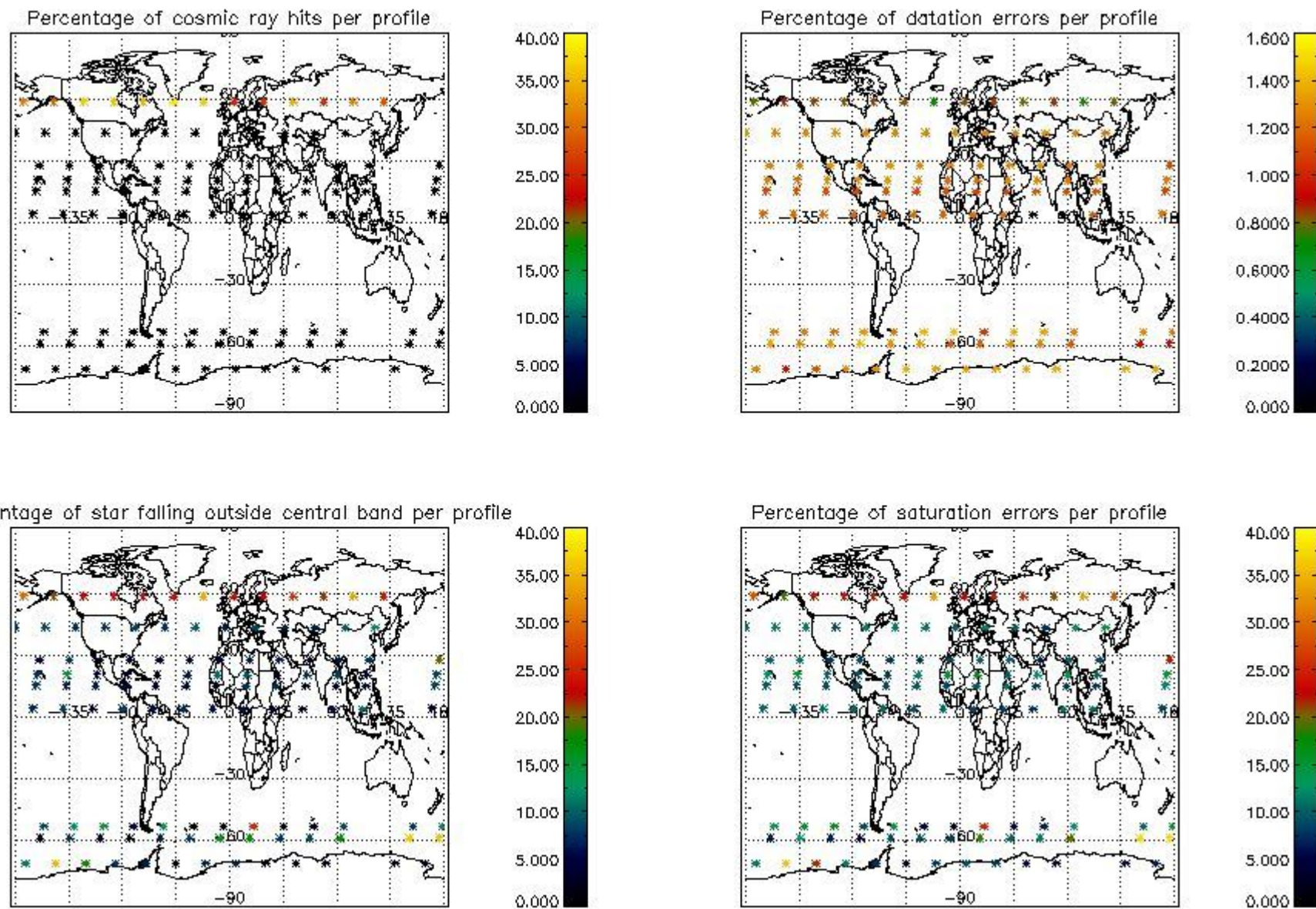
Percentage of star falling outside central band per profile



Percentage of saturation errors per profile



4.2.2 Plot level 1 quality information per product (world map): ENVISAT DESCENDING passes



5. Trace gas profiles

5.1 Ozone statistics based on quality of products

The final quality of the products can be "measured" using the STD (Standard Deviation) attached to every point profile. This information is written to the parameter GOM_NL__2P/NL_LOCAL_SPECIES_DENSITY/o3_std of the level 2 products. The table below shows the statistics for given STD ranges.

The statistics are given with respect to the overall valid production:

- Products without fatal errors: GOM_NL__2P/MPH/PRODUCT_ERR=0
- Valid point profile: GOM_NL__2P/NL_LOCAL_SPECIES_DENSITY/pcd(0)=0

The 'Criteria' is applied to valid points of dark limb products:

- Products in dark limb illumination condition: GOM_NL__2P/NL_SUMMARY_QUALITY/obs_ill_cond=0
- Products without fatal errors: GOM_NL__2P/MPH/PRODUCT_ERR=0
- Valid point profile: GOM_NL__2P/NL_LOCAL_SPECIES_DENSITY/pcd(0)=0

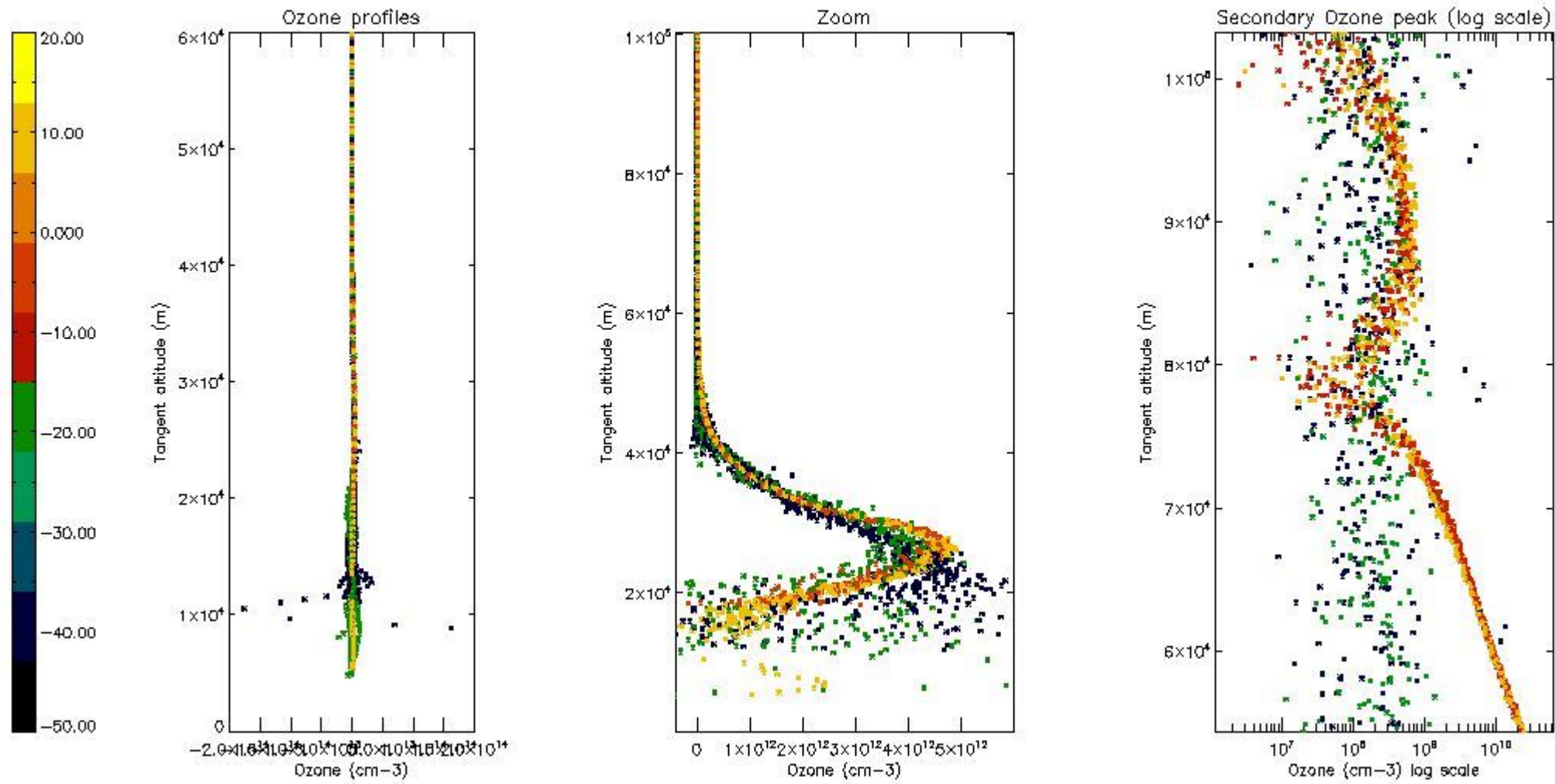
So, the table below shows the percentage of dark limb and valid observations for each criteria with respect to the overall valid daily observations.

Criteria	% of total production
All STD	30
STD < 20	15

STD < 10	12
STD < 5	8

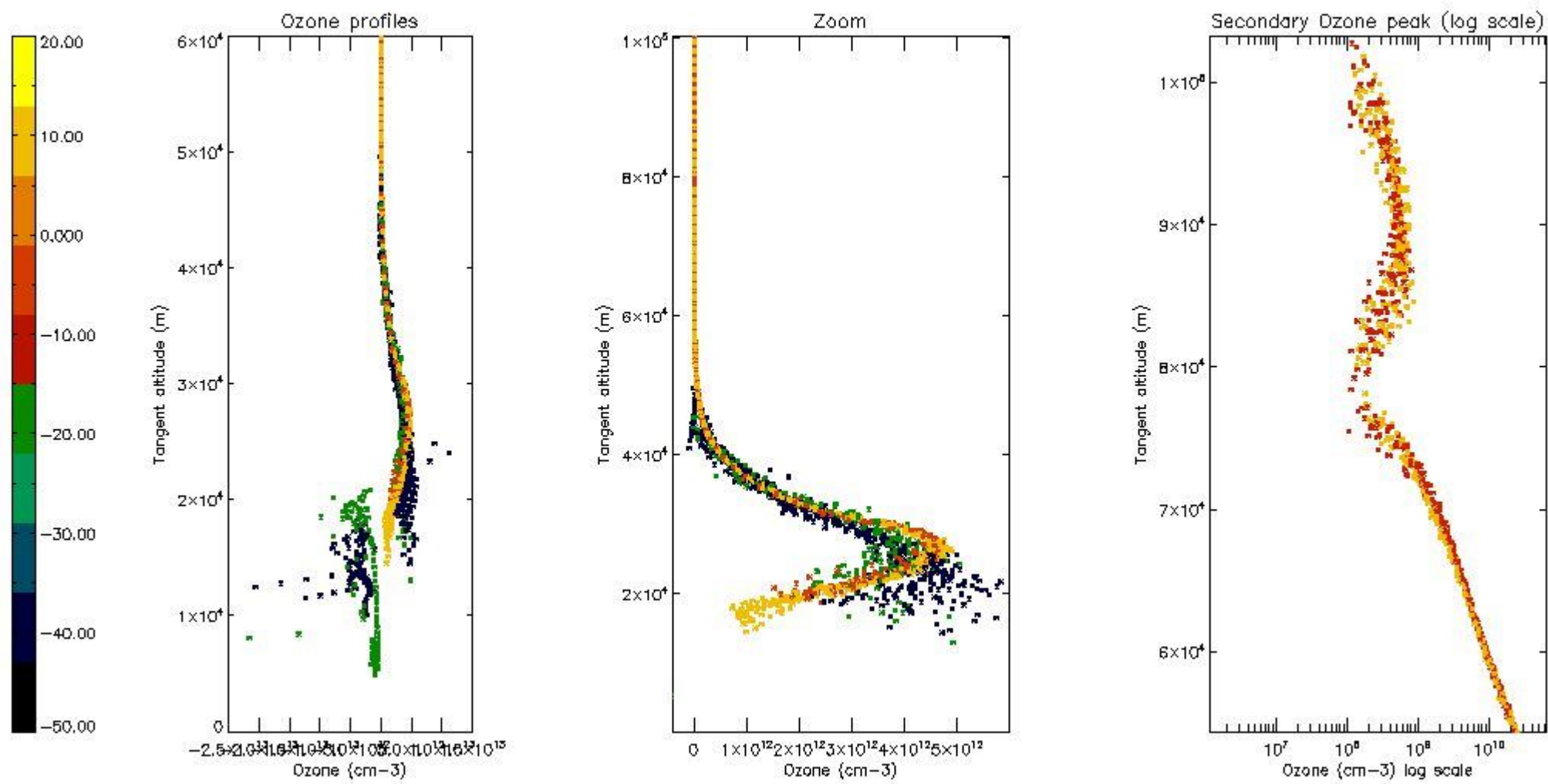
5.2 Plot ozone profiles for all STD (dark without errors)

The colorbar represents the latitude.



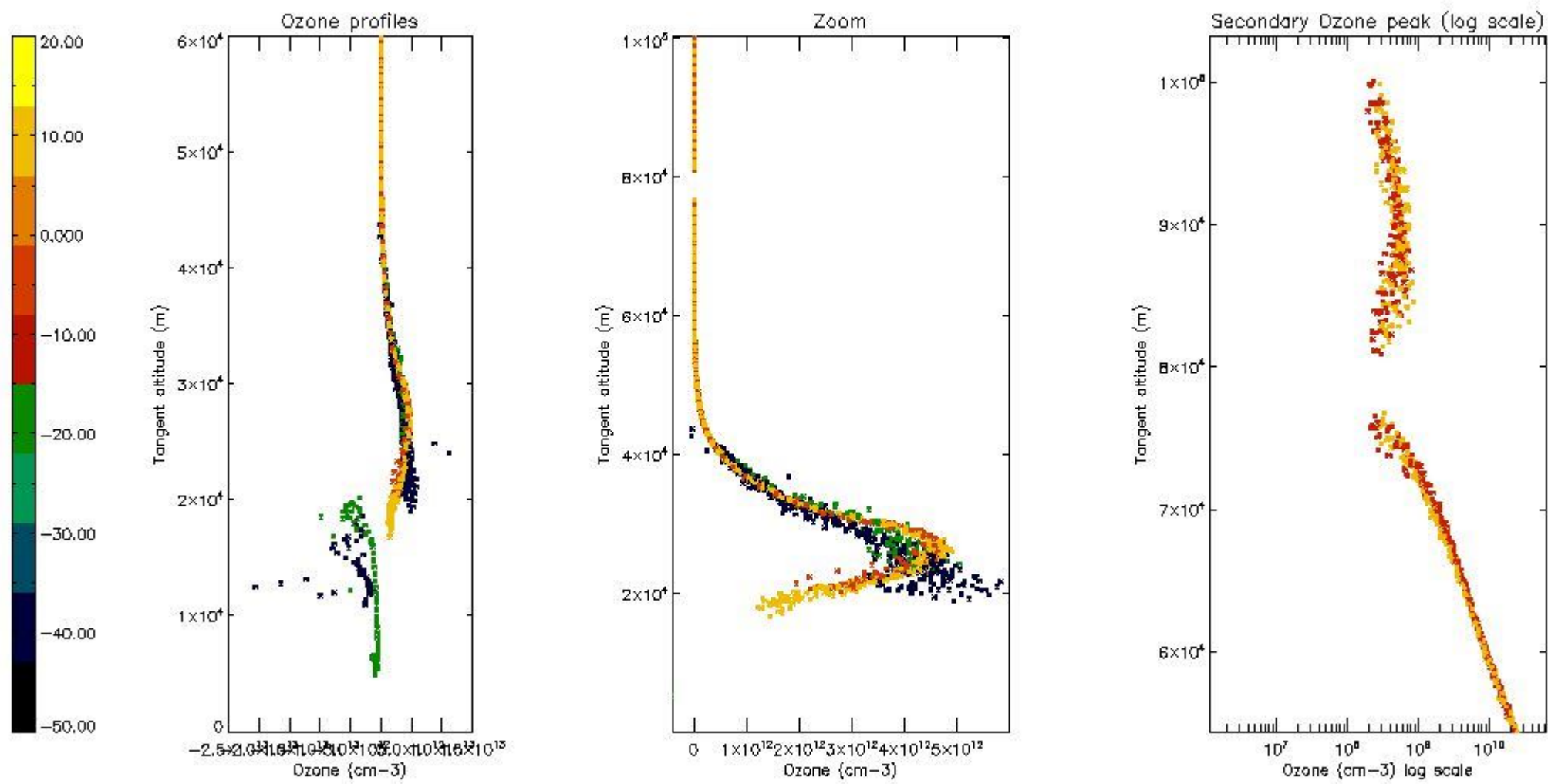
5.3 Plot ozone profiles where STD < 20% (dark without errors)

The colorbar represents the latitude.



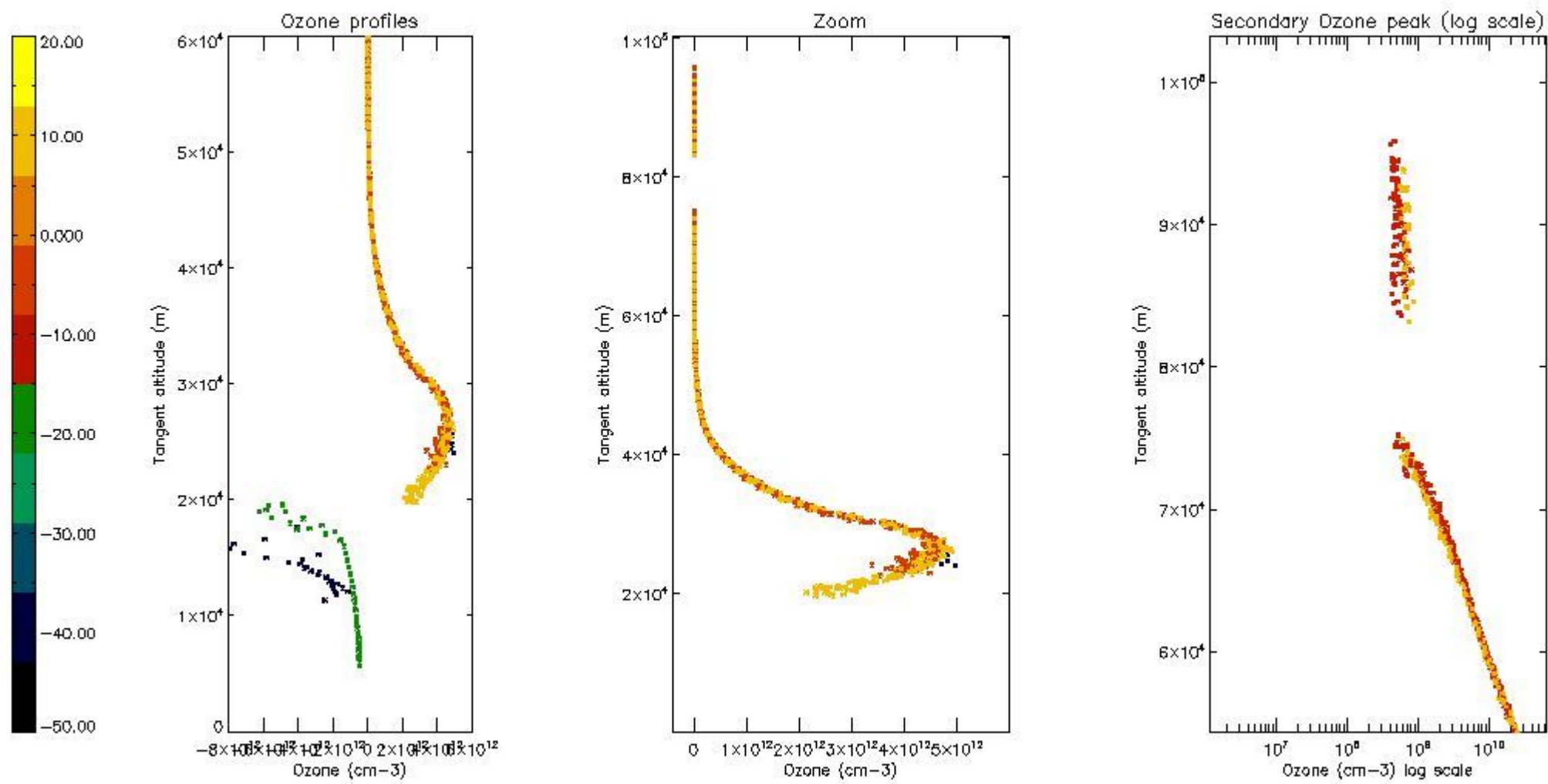
5.4 Plot ozone profiles where $STD < 10\%$ (dark without errors)

The colorbar represents the latitude.



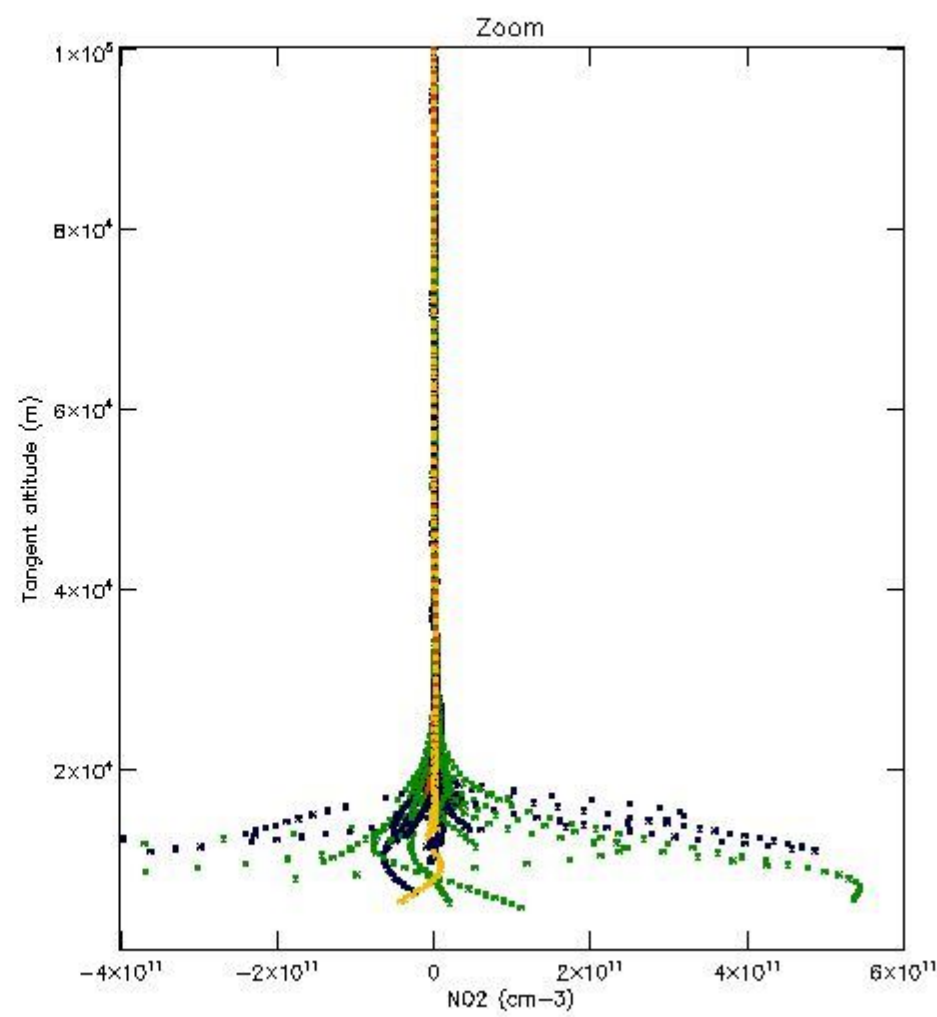
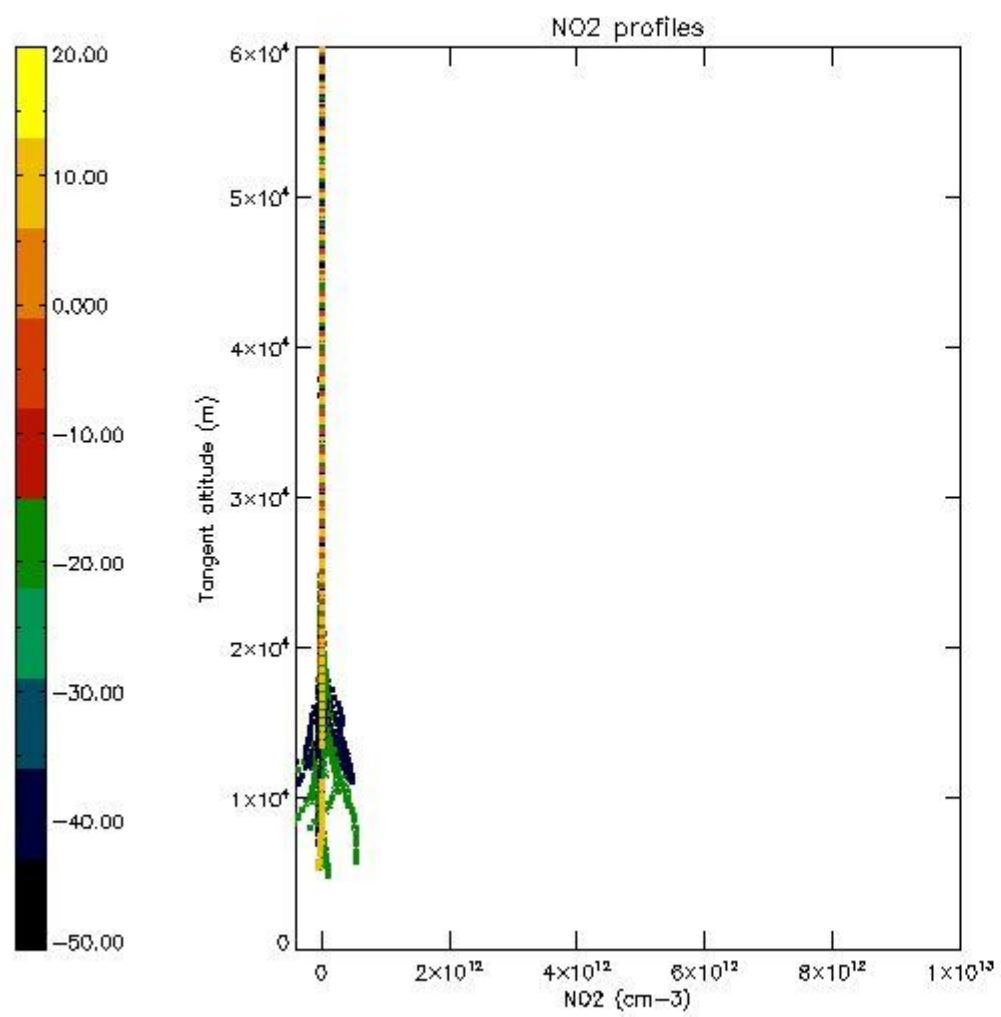
5.5 Plot ozone profiles where STD < 5% (dark without errors)

The colorbar represents the latitude.



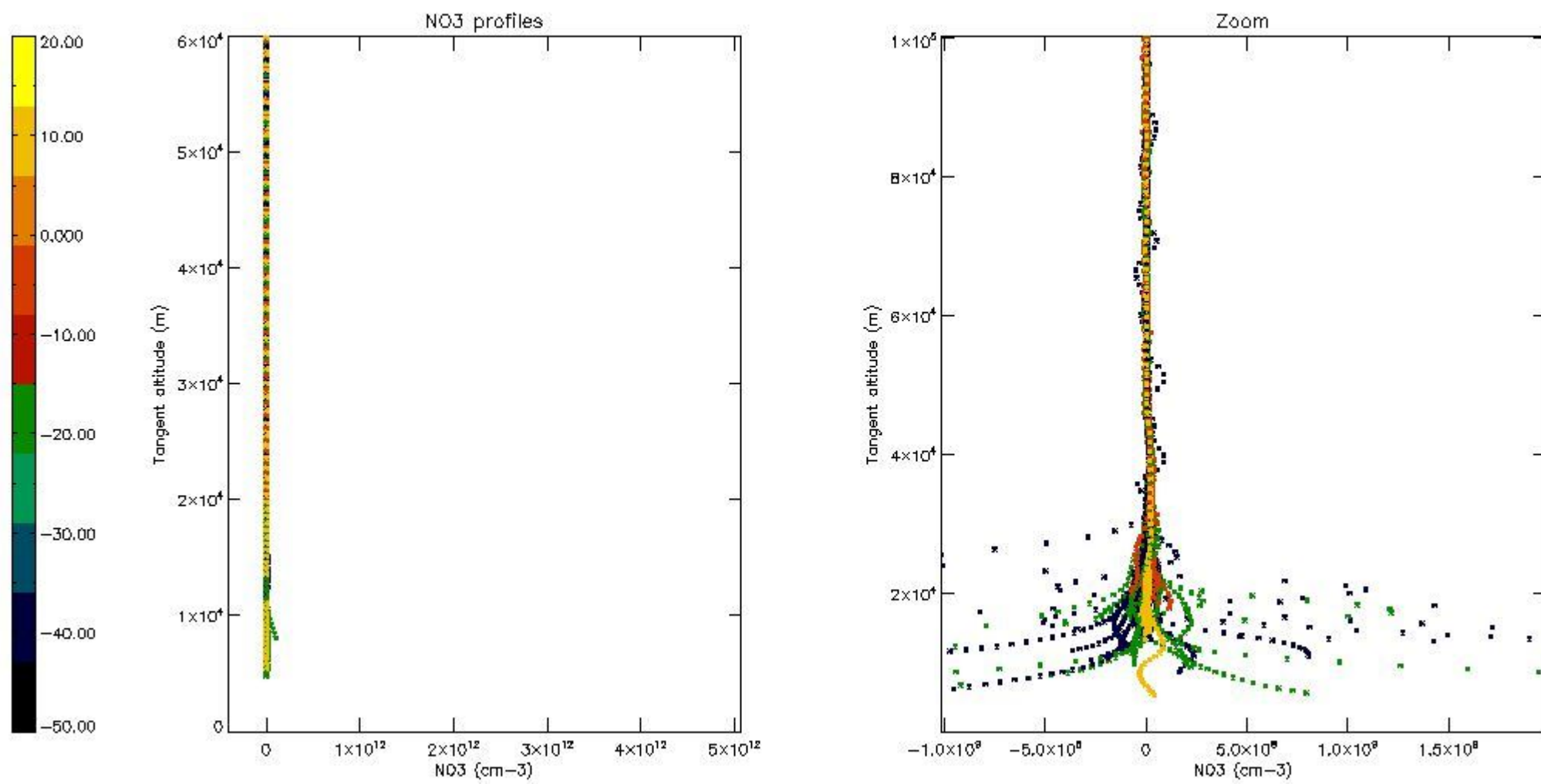
5.6 Plot NO₂ profiles for all STD (dark without errors)

The colorbar represents the latitude.



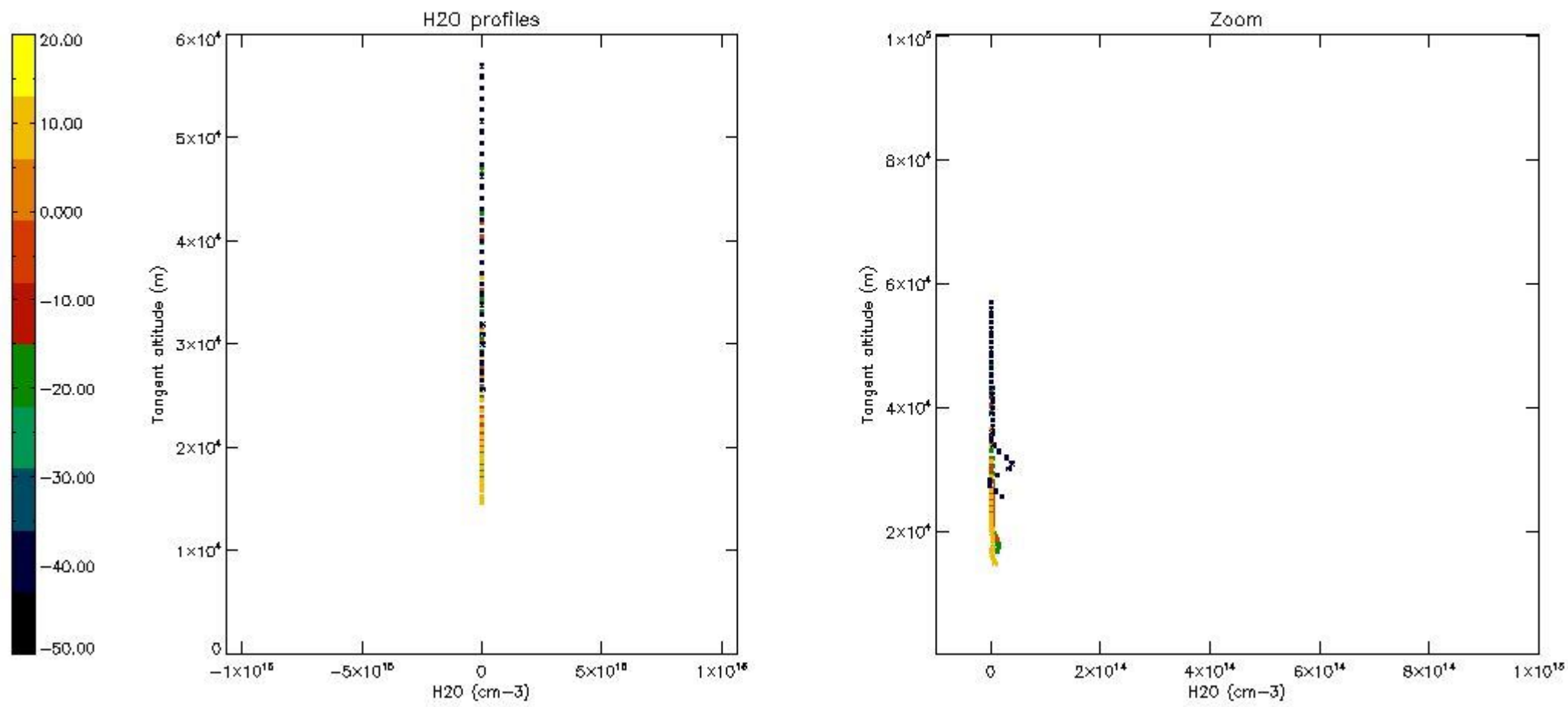
5.7 Plot NO3 profiles for all STD (dark without errors)

The colorbar represents the latitude.



5.8 Plot H₂O profiles for all STD (only for occultations of stars 1,2,3,4,13,14,16,26,63 dark without errors)

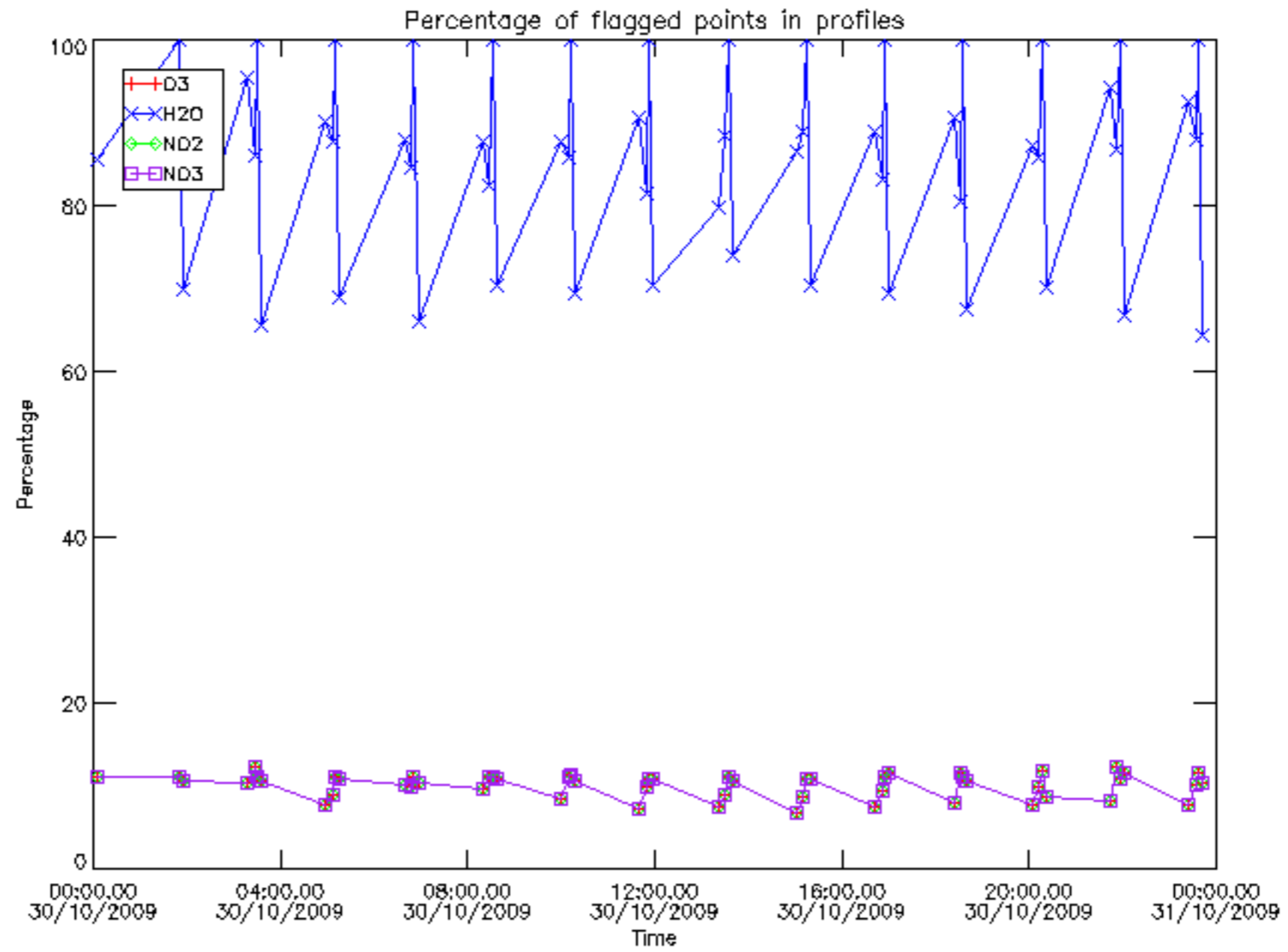
The colorbar represents the latitude.



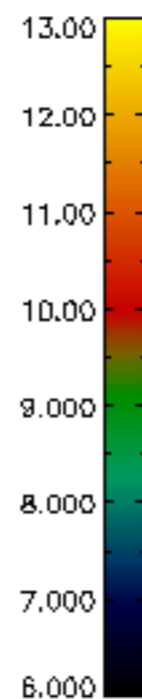
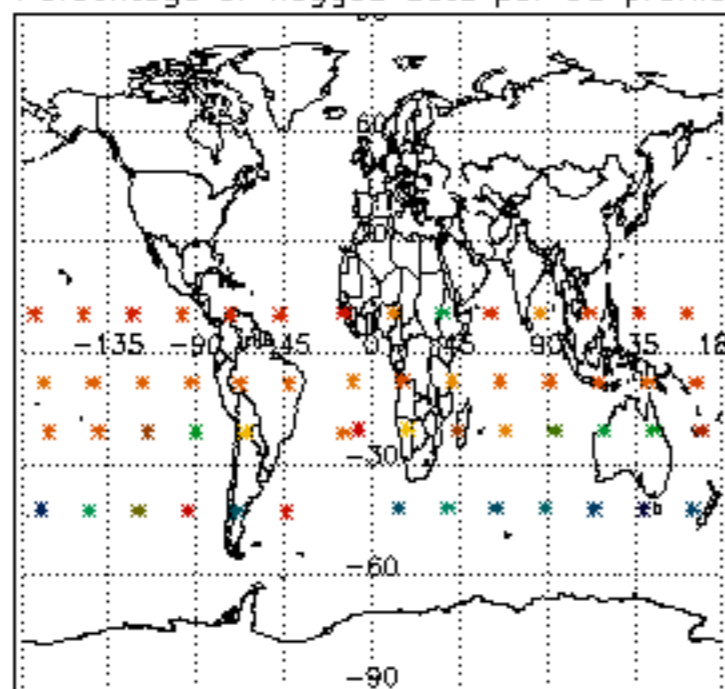
6. Auxiliary Data Files used for the production reported in section 2

The number reported in the third column indicates since which file (see list in section 2) the corresponding auxiliary file has been used. The fourth column is the date of those product files.

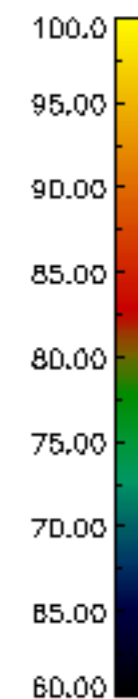
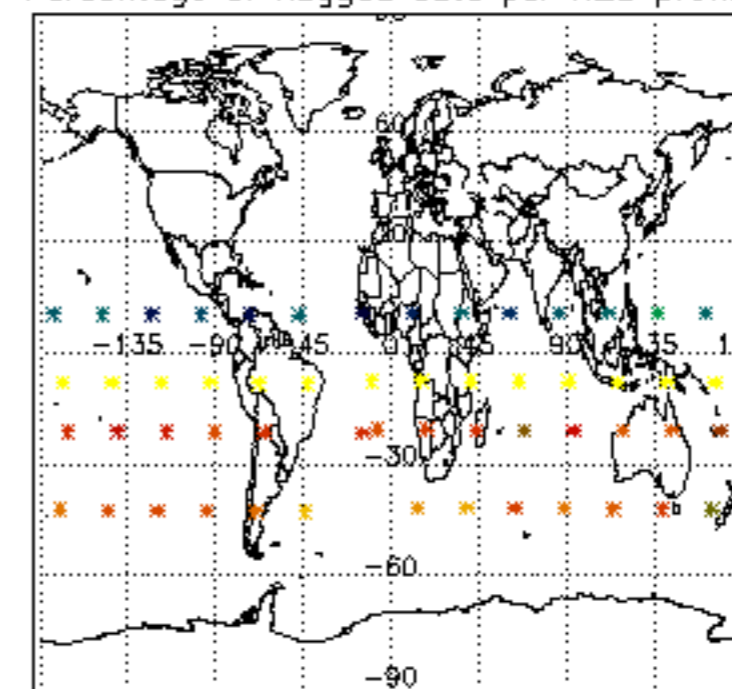
Type	Auxiliary Filename	Used since product	Used since product date
INST_PHYS_CHARACTERISTICS	GOM_INS_AXVIEC20091111_143220_20030716_120000_20500101_000000	1	30-OCT-2009 00:05:09
LEVEL-2_PROC_CONFIG	GOM_PR2_AXVIEC20091111_152718_20020301_000000_20500101_000000	1	30-OCT-2009 00:05:09
CROSS_SECTIONS_FILE	GOM_CRS_AXVIEC20091111_154832_20020301_000000_20500101_000000	1	30-OCT-2009 00:05:09



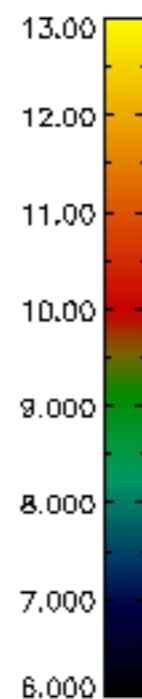
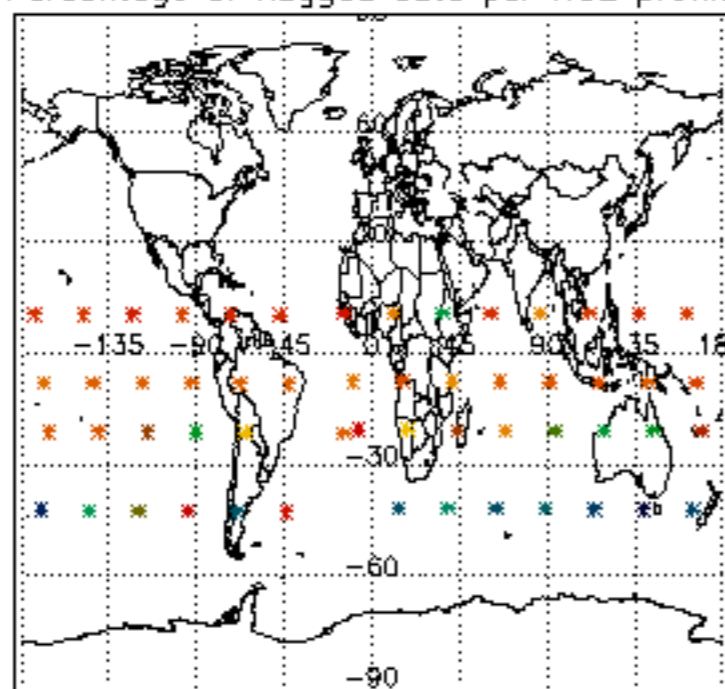
Percentage of flagged data per D3 profile



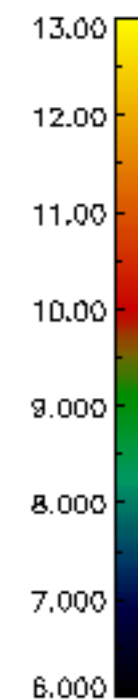
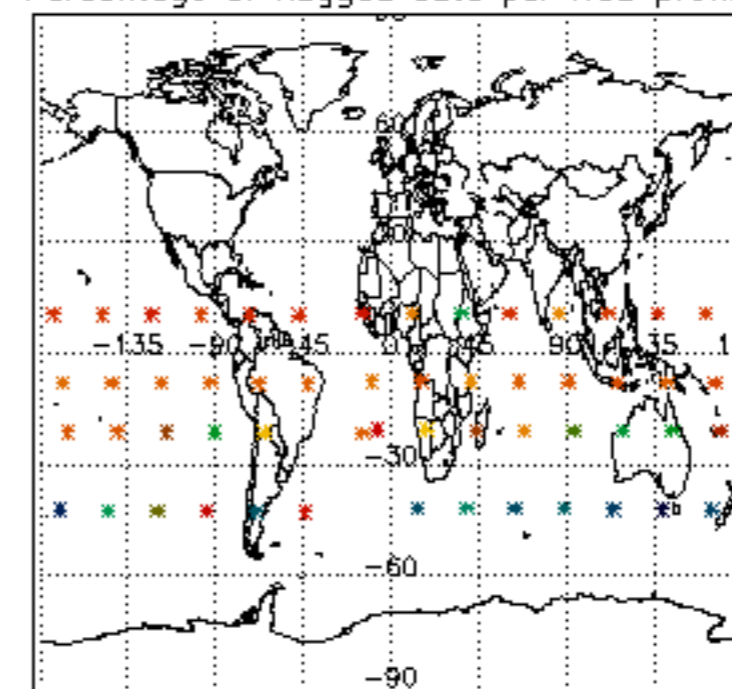
Percentage of flagged data per H2O profile

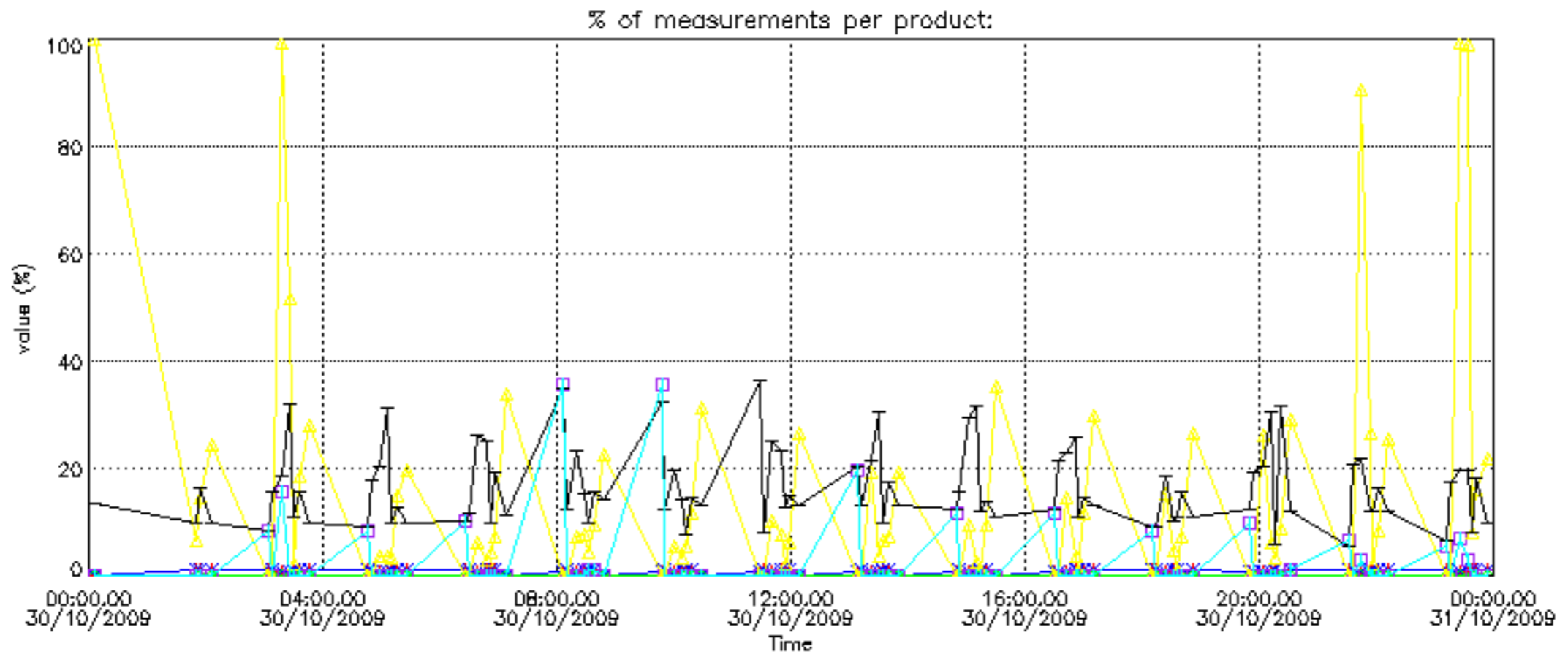


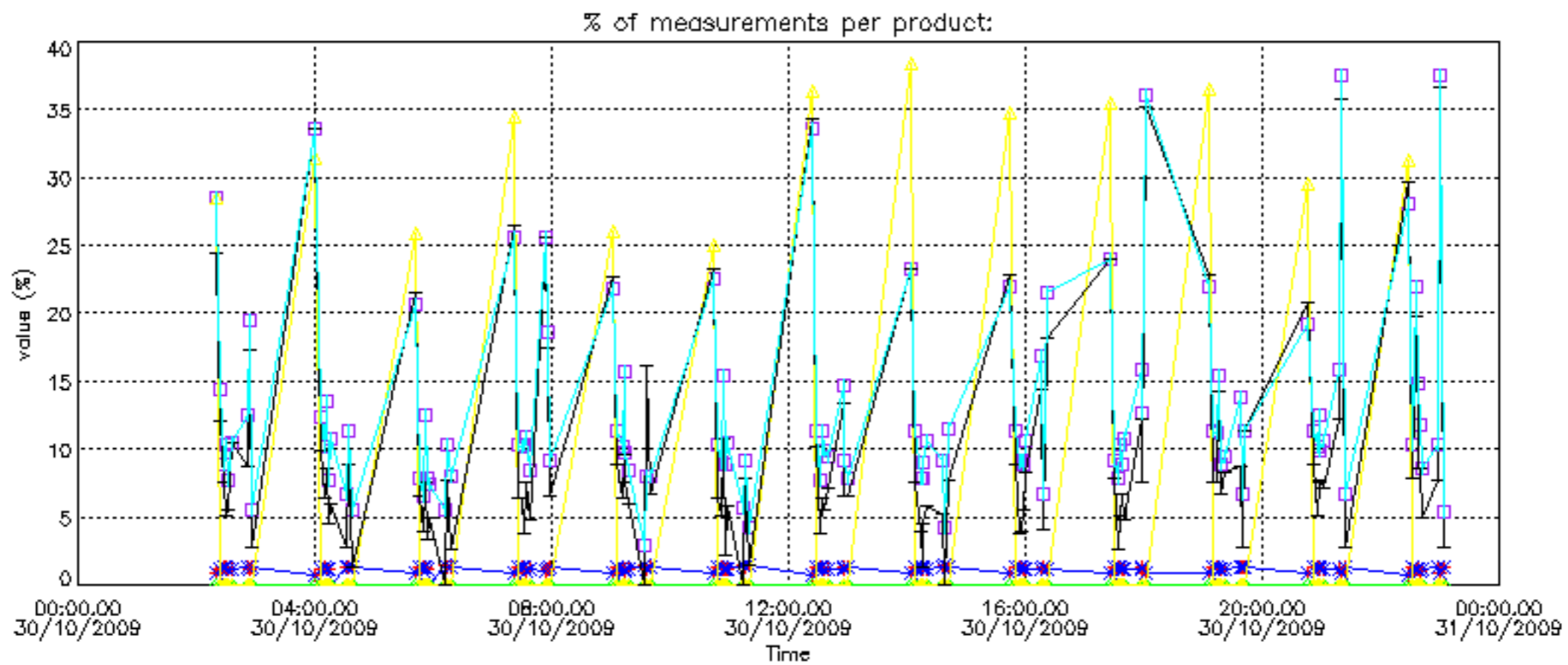
Percentage of flagged data per NO2 profile



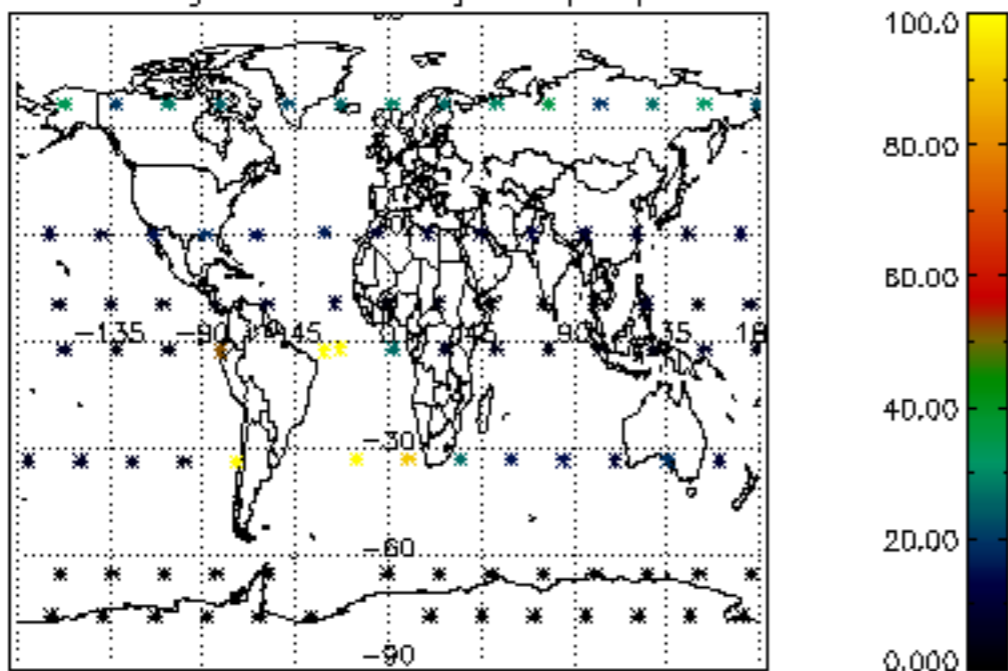
Percentage of flagged data per NO3 profile



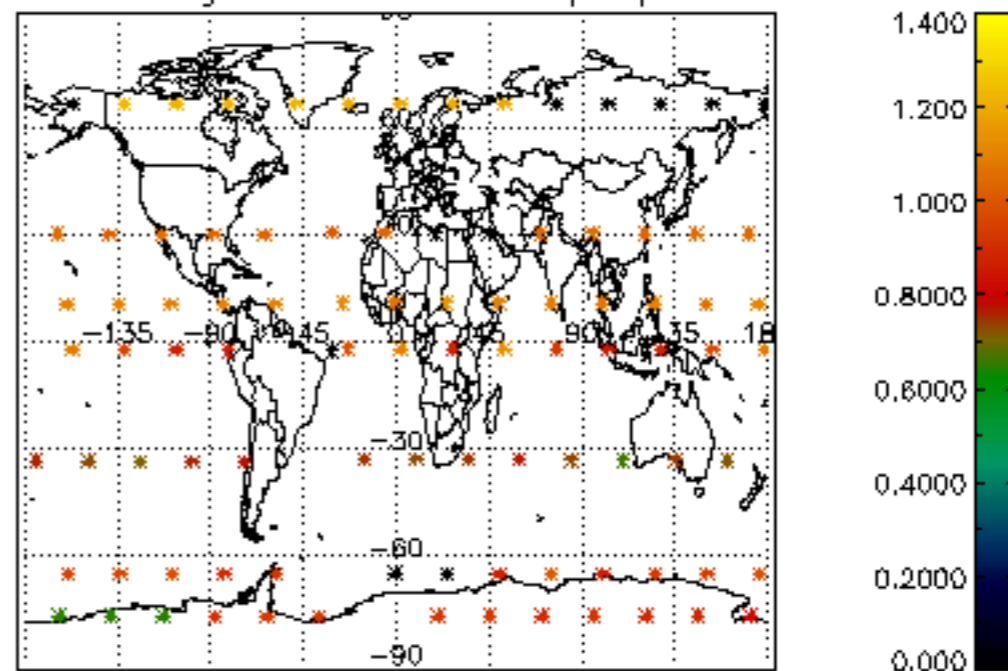




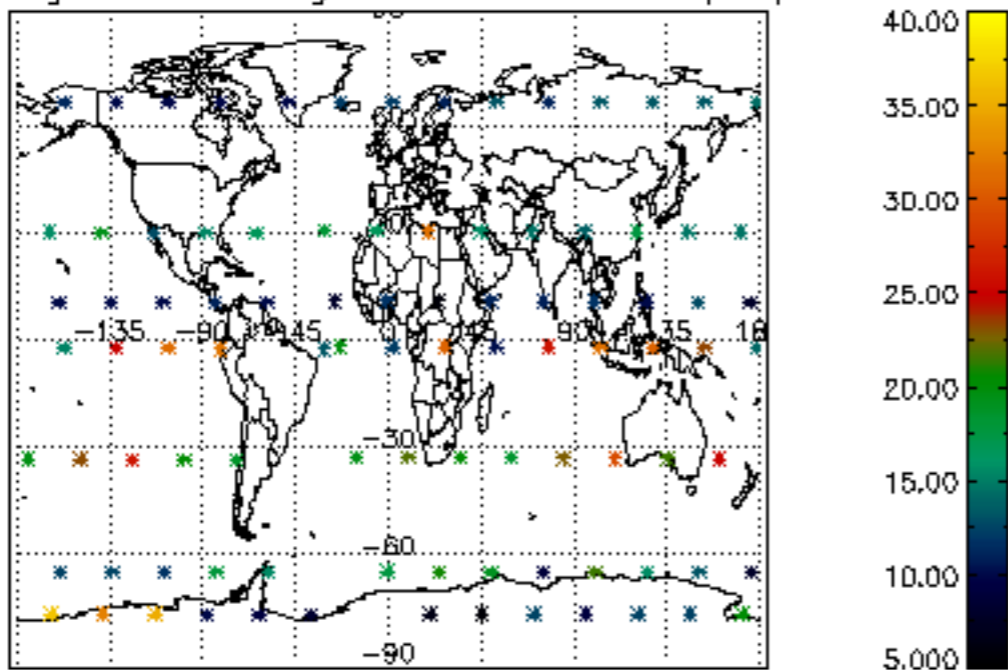
Percentage of cosmic ray hits per profile



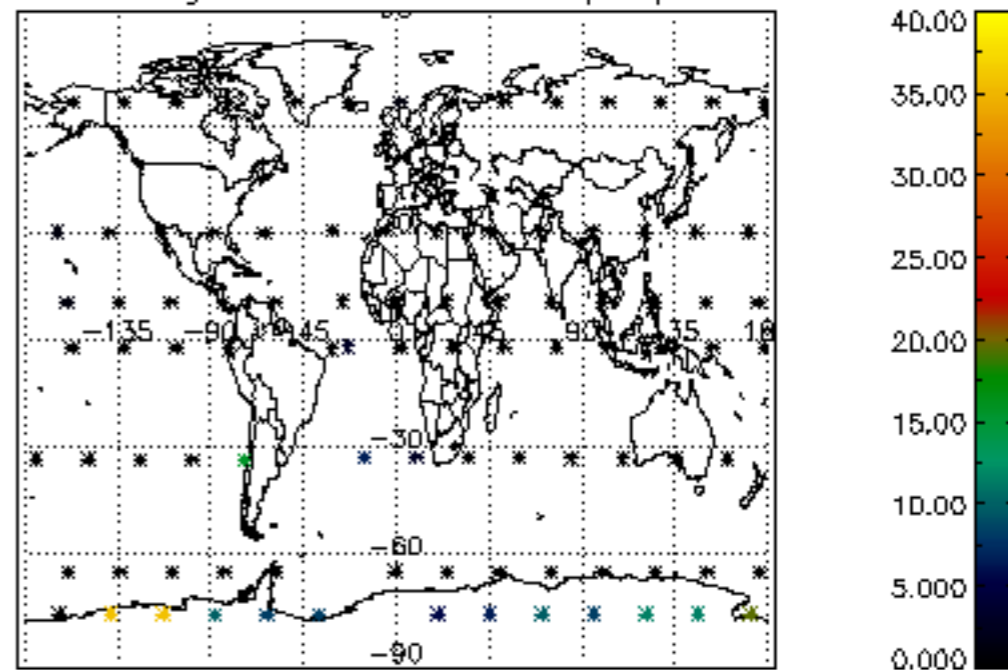
Percentage of datation errors per profile



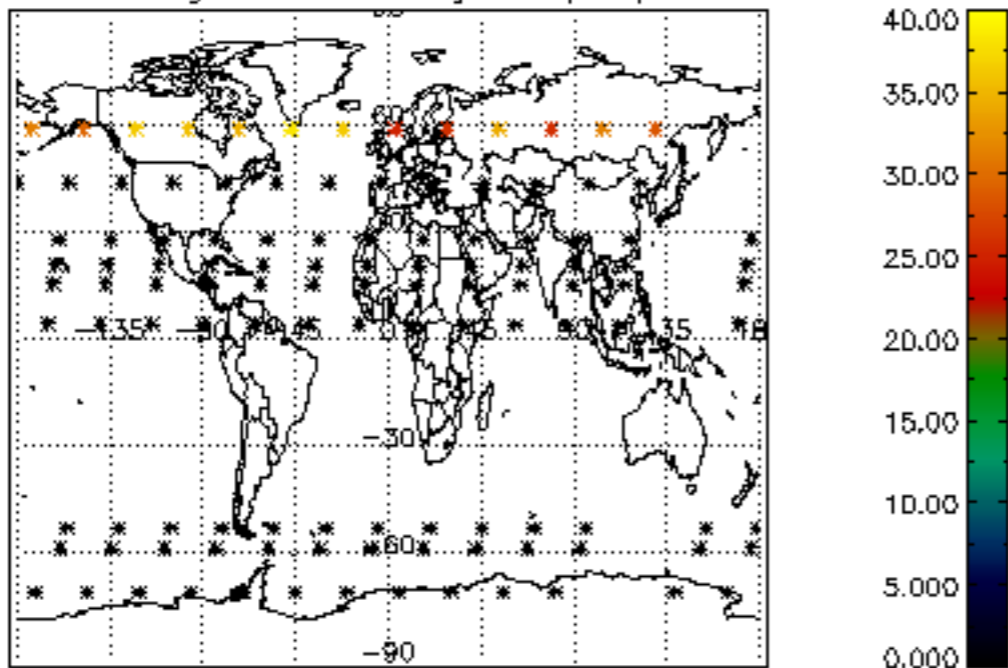
Percentage of star falling outside central band per profile



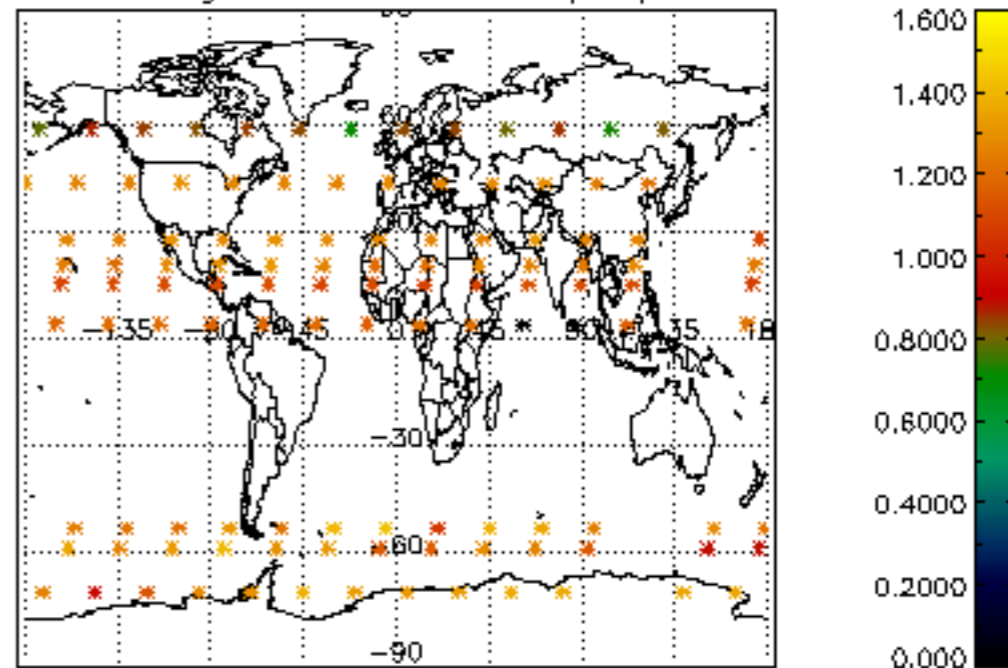
Percentage of saturation errors per profile



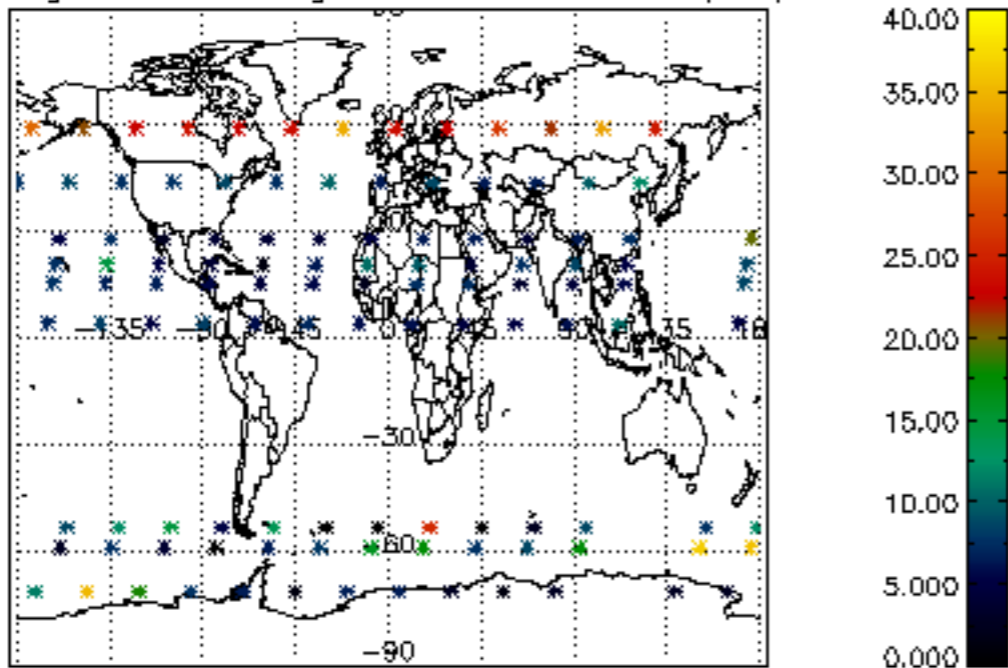
Percentage of cosmic ray hits per profile



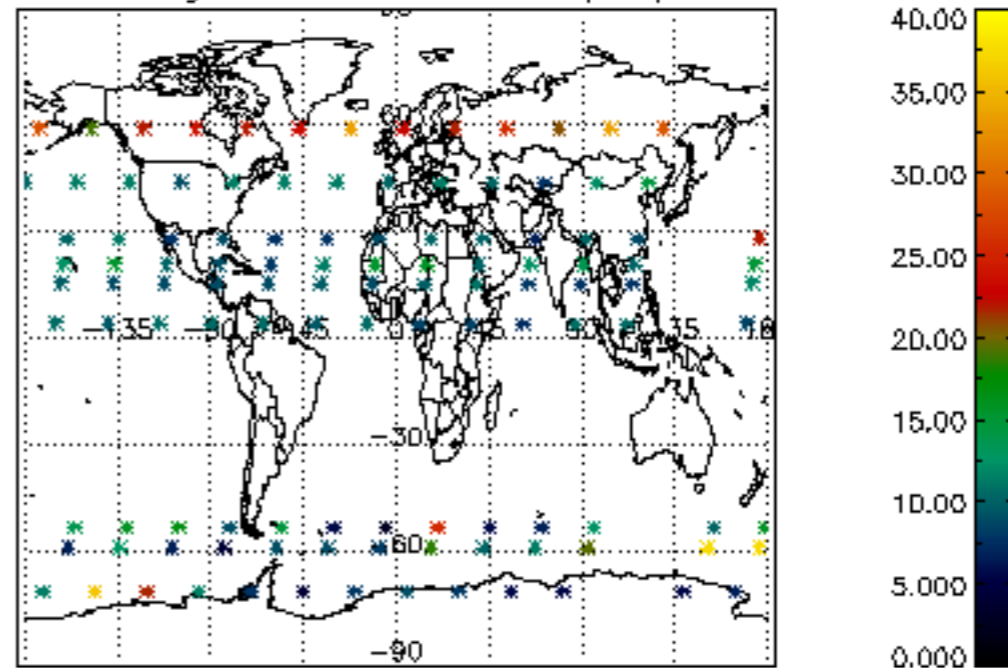
Percentage of datation errors per profile

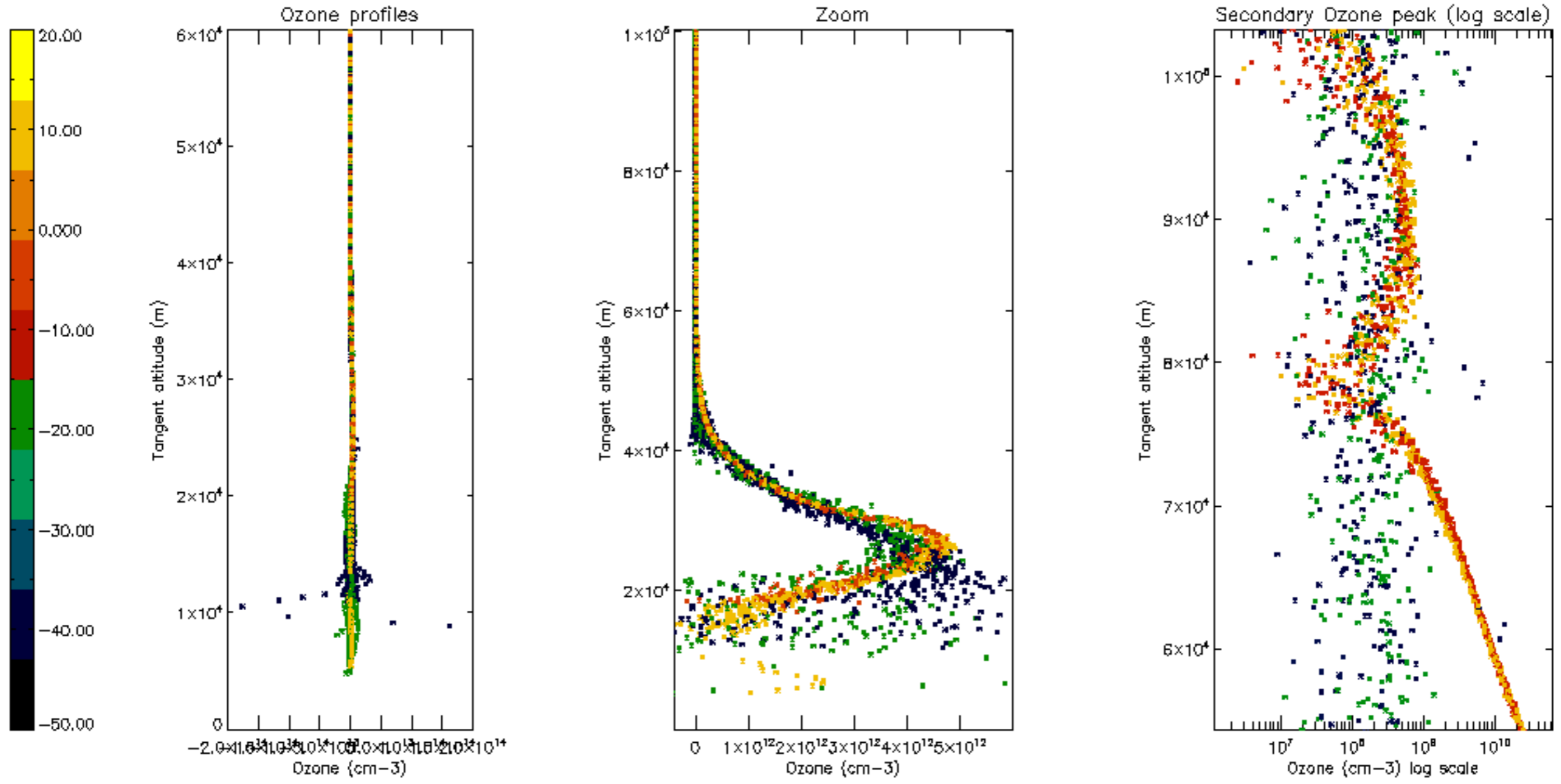


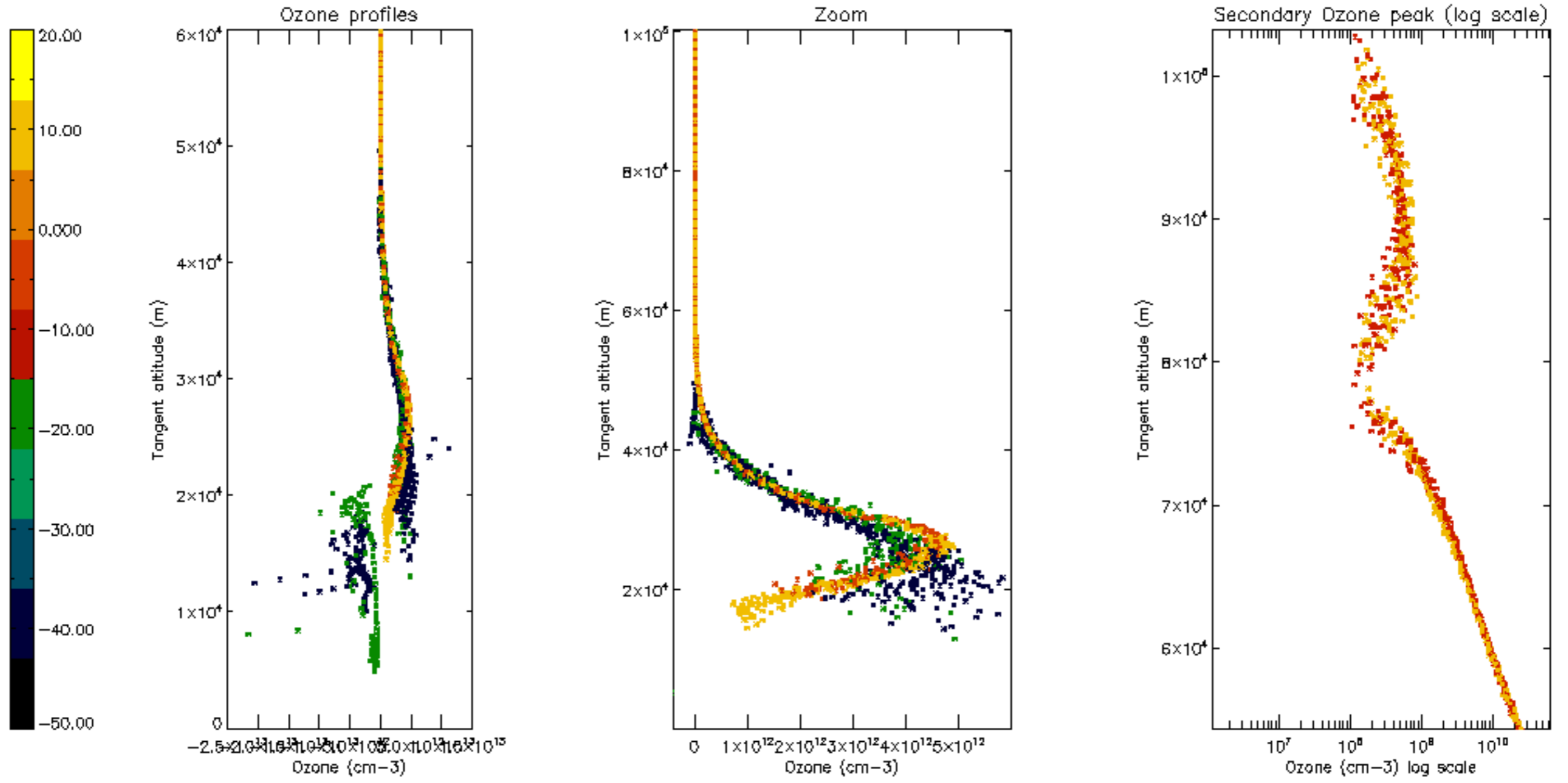
Percentage of star falling outside central band per profile

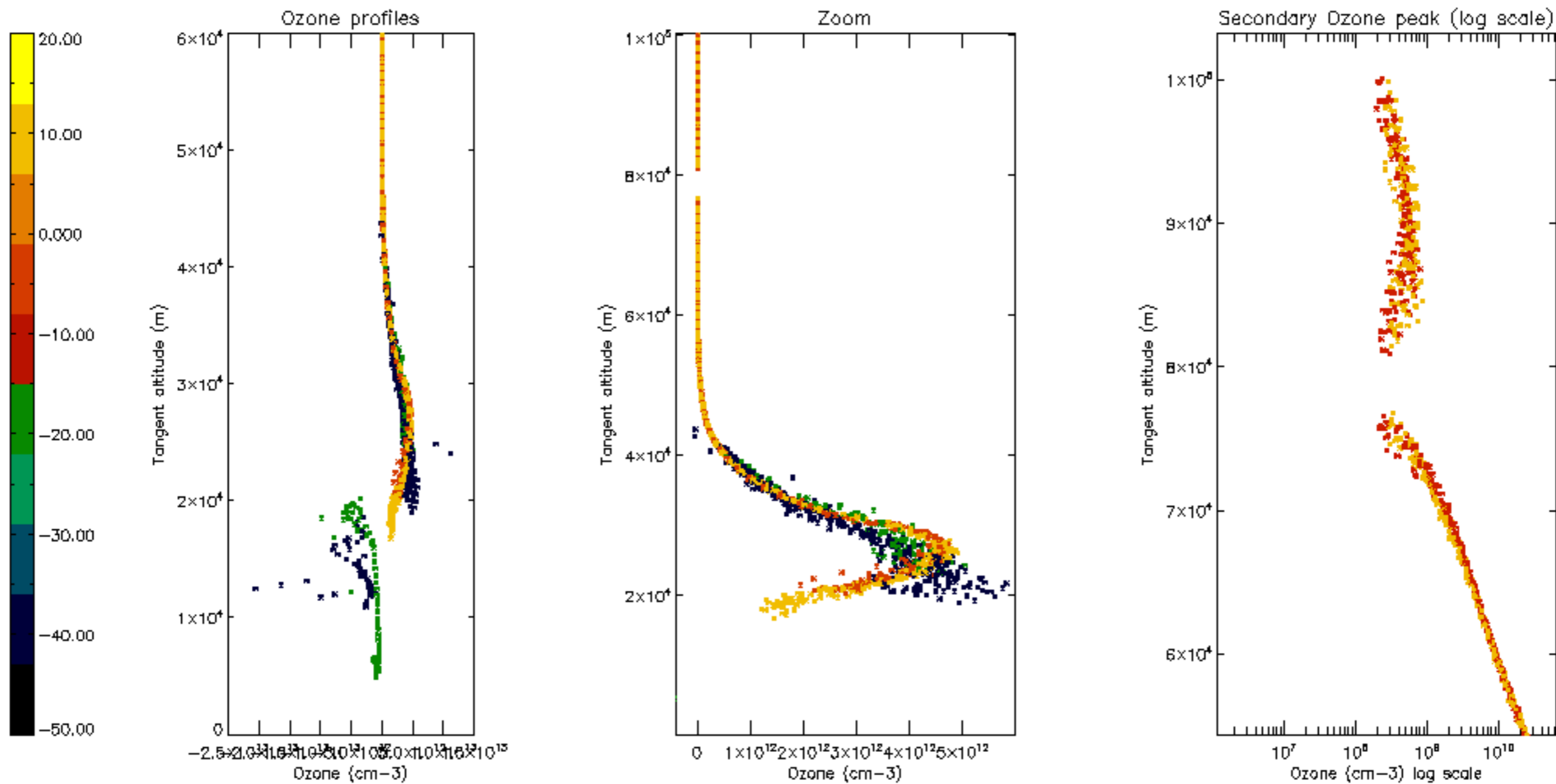


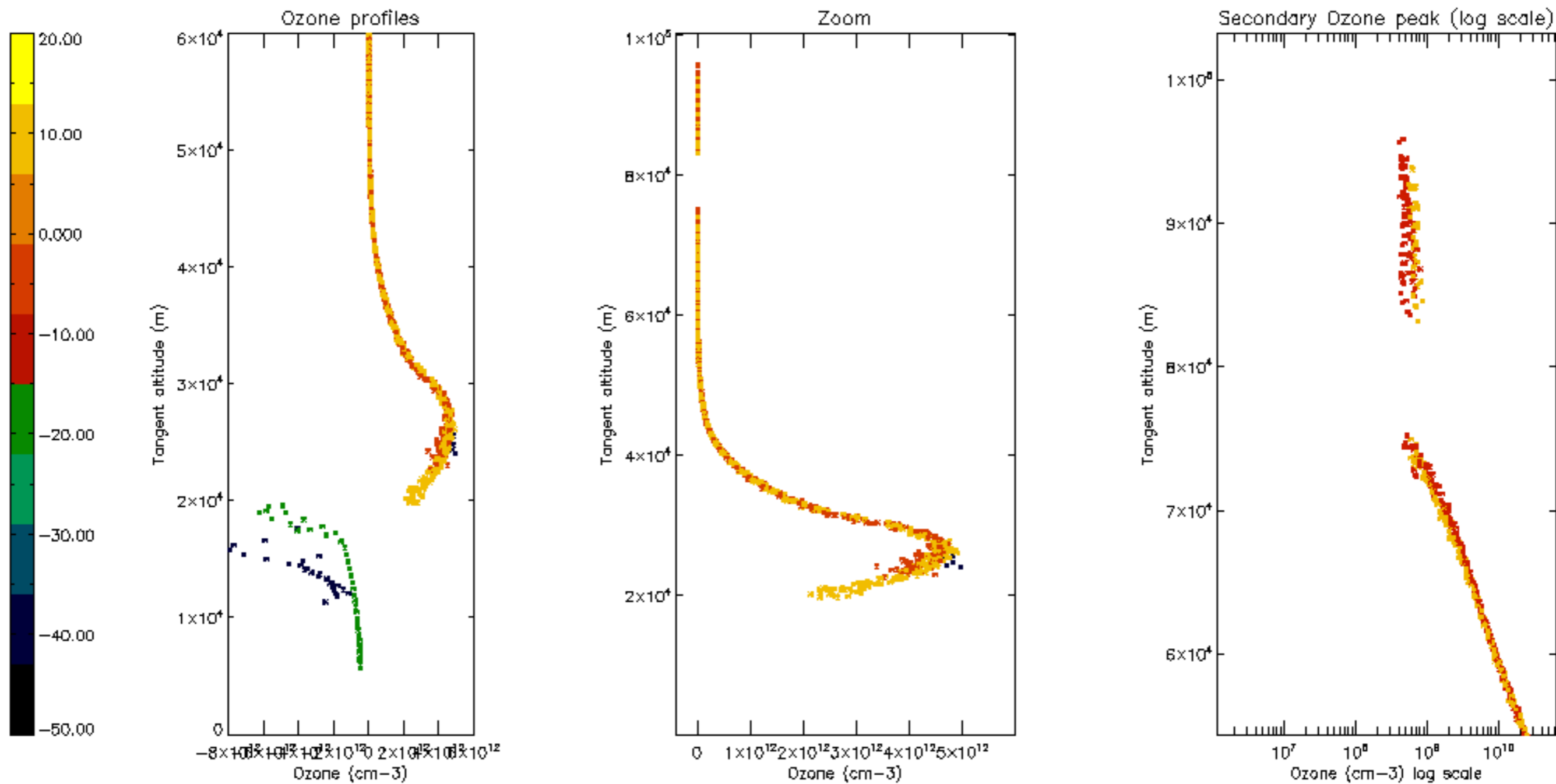
Percentage of saturation errors per profile

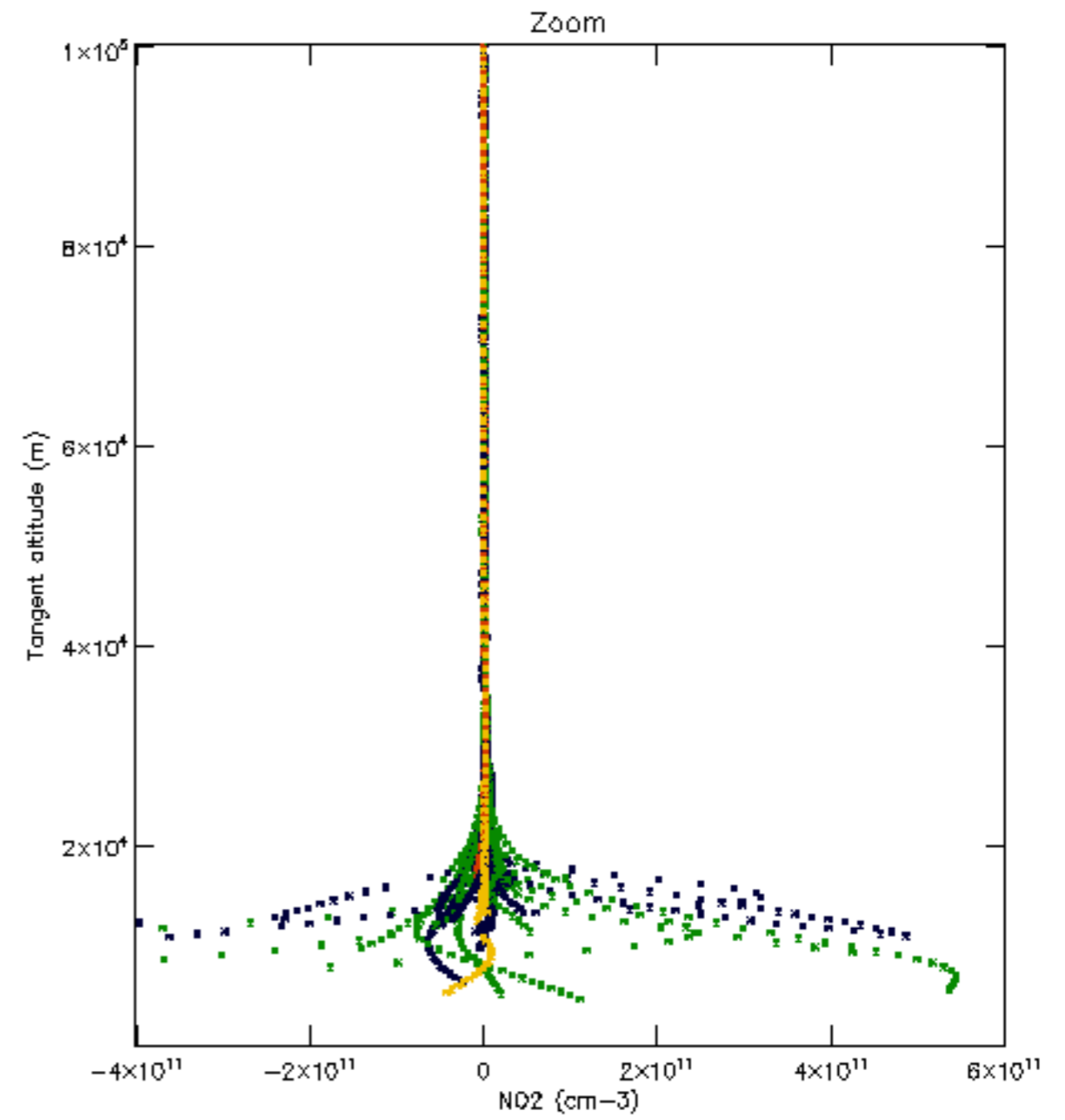
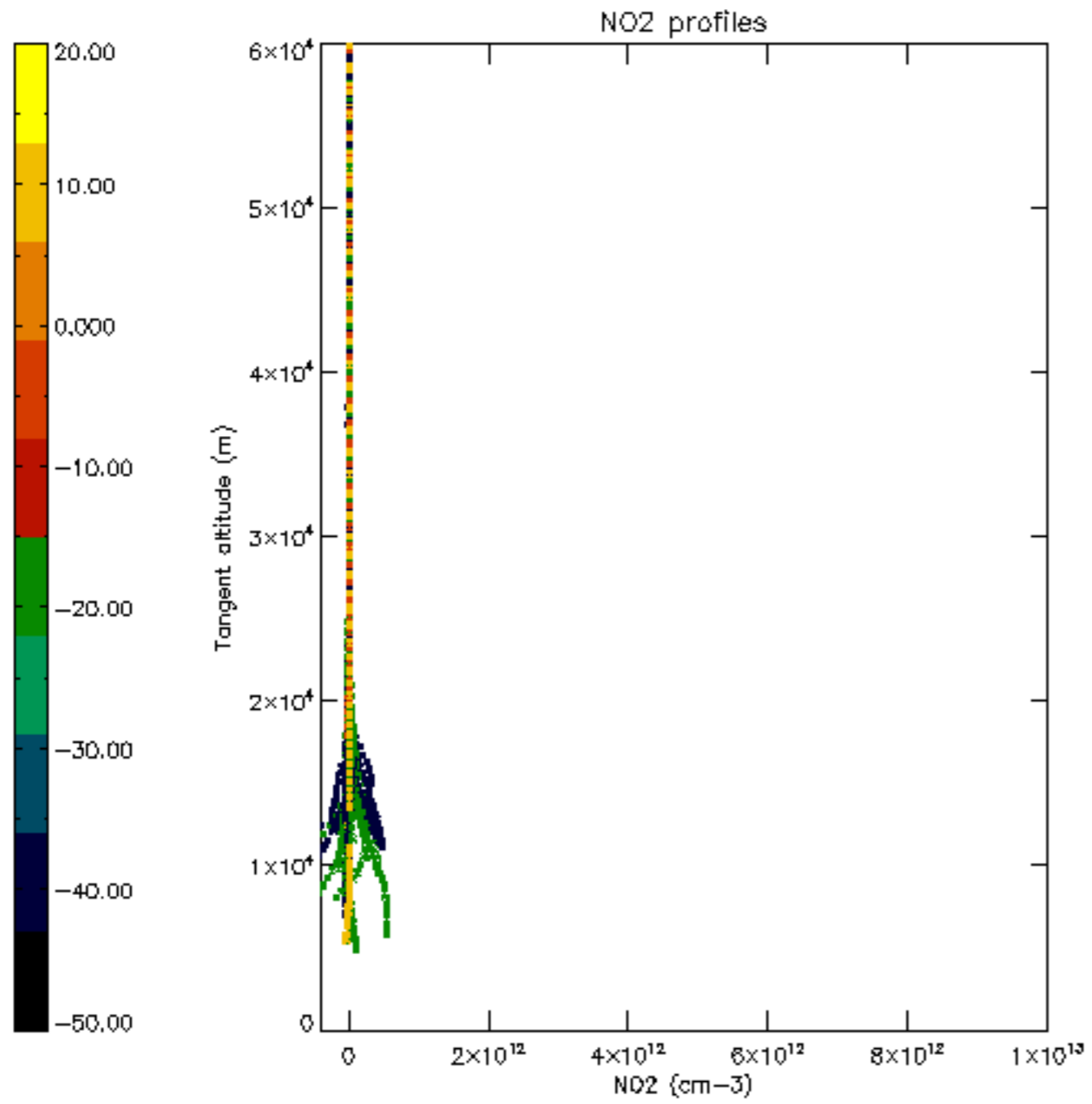


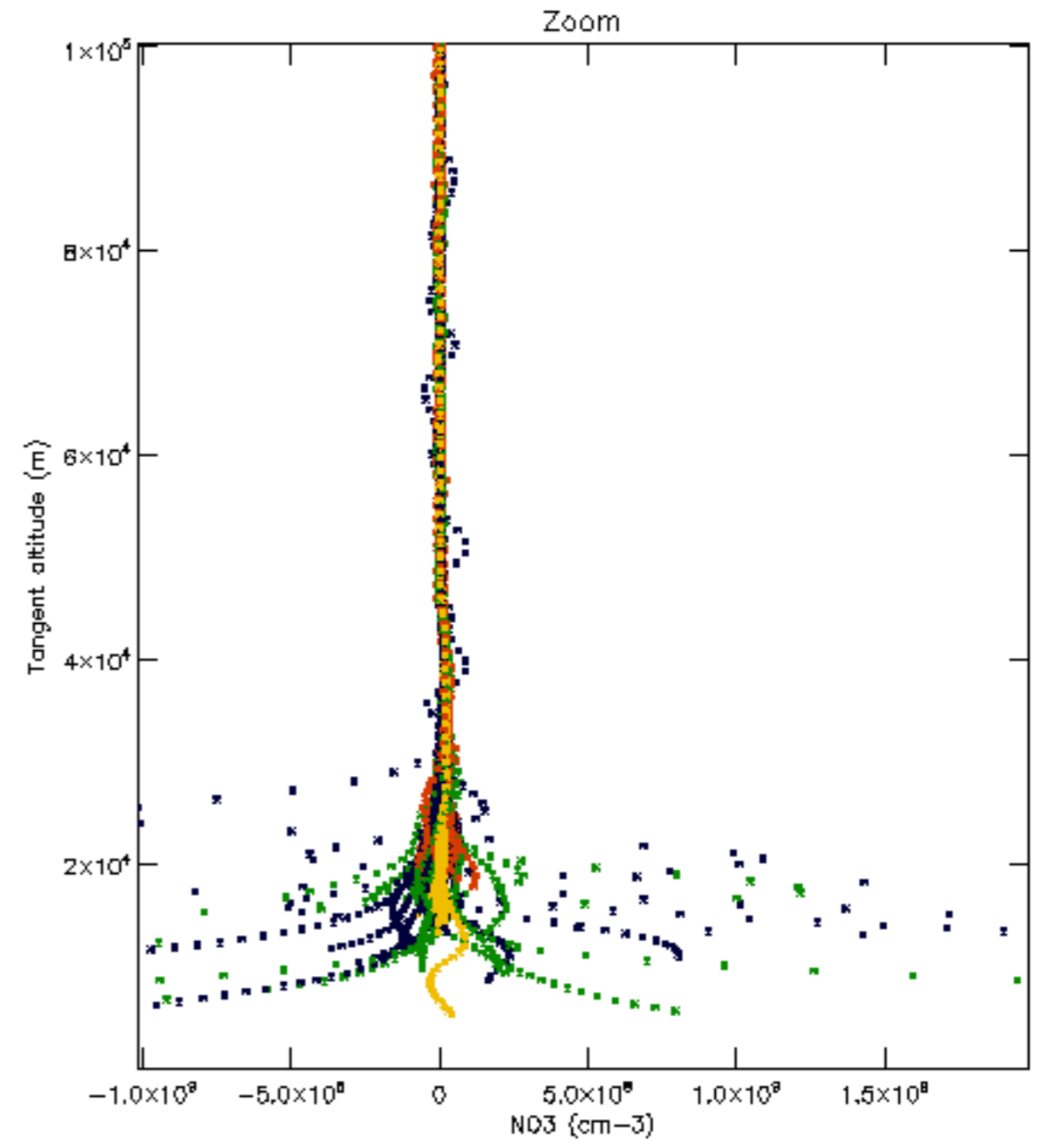
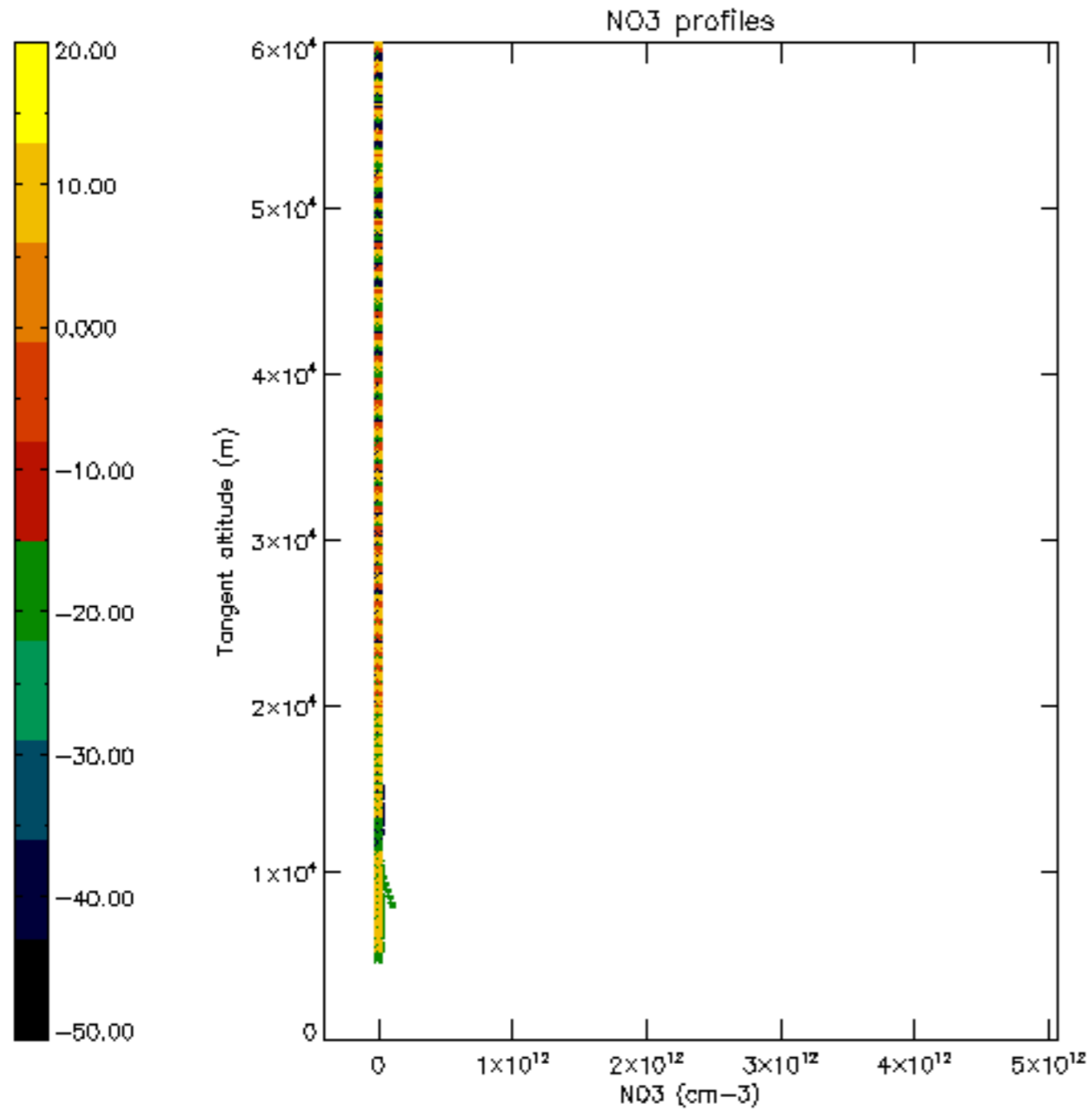


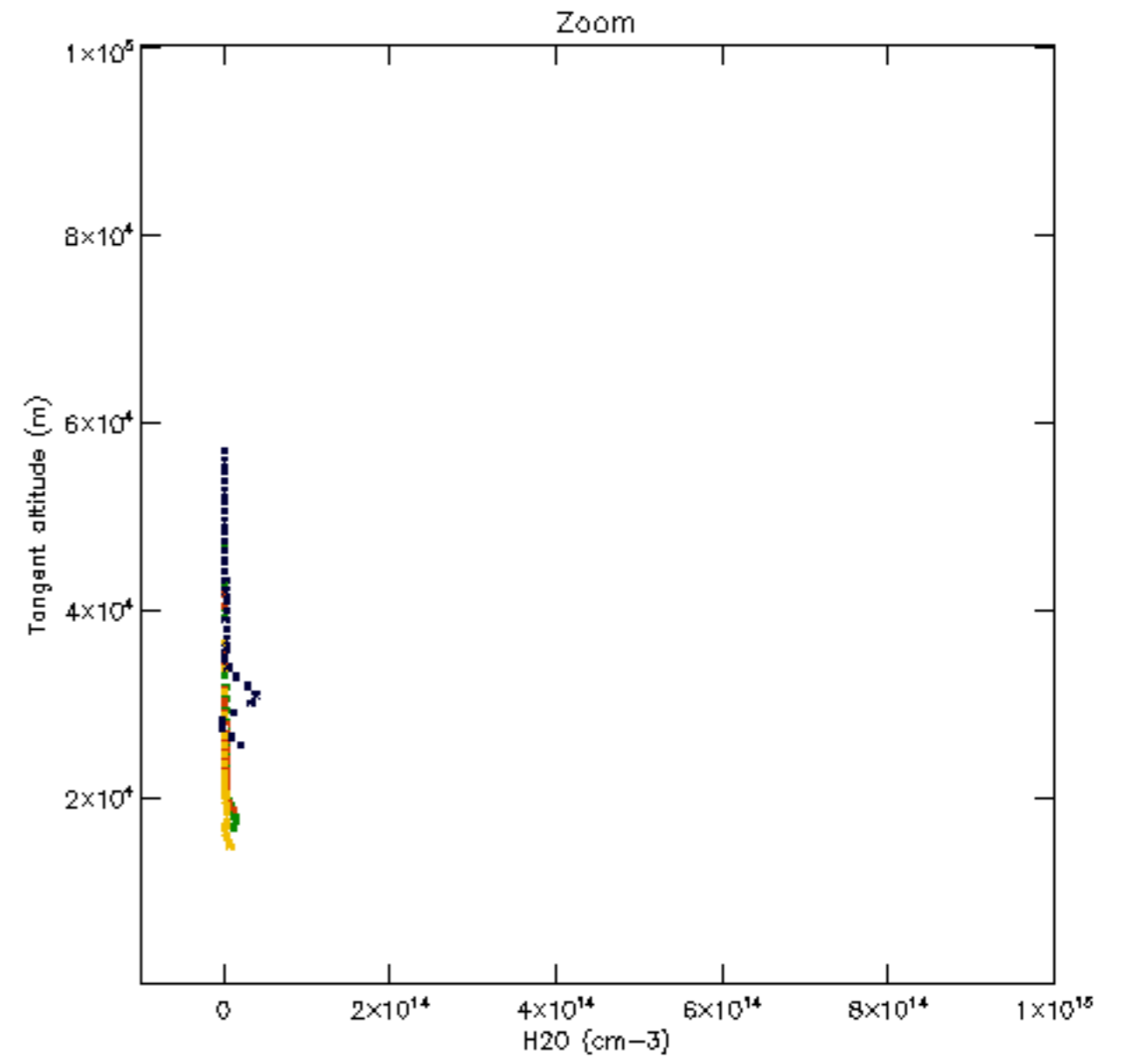
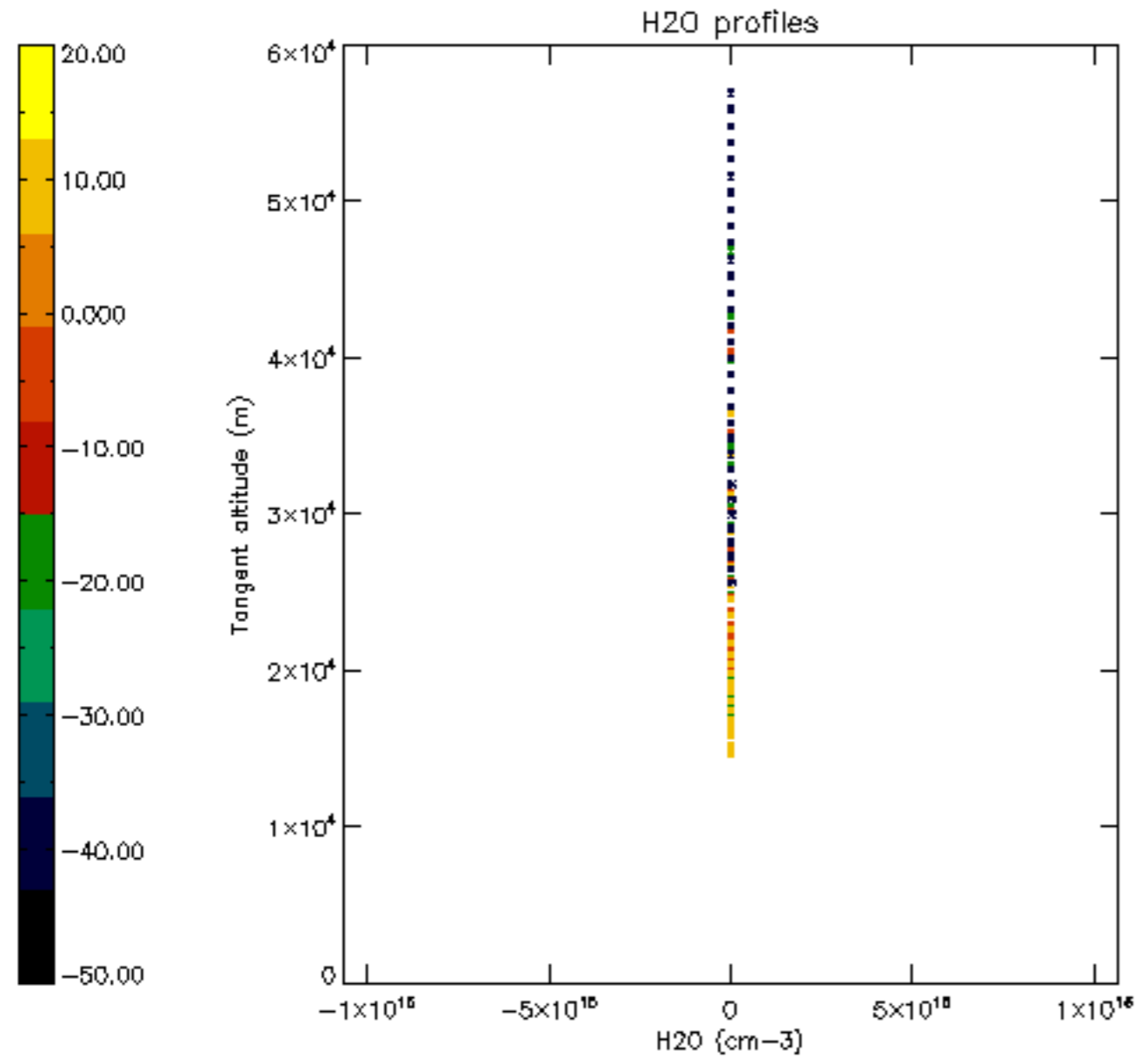


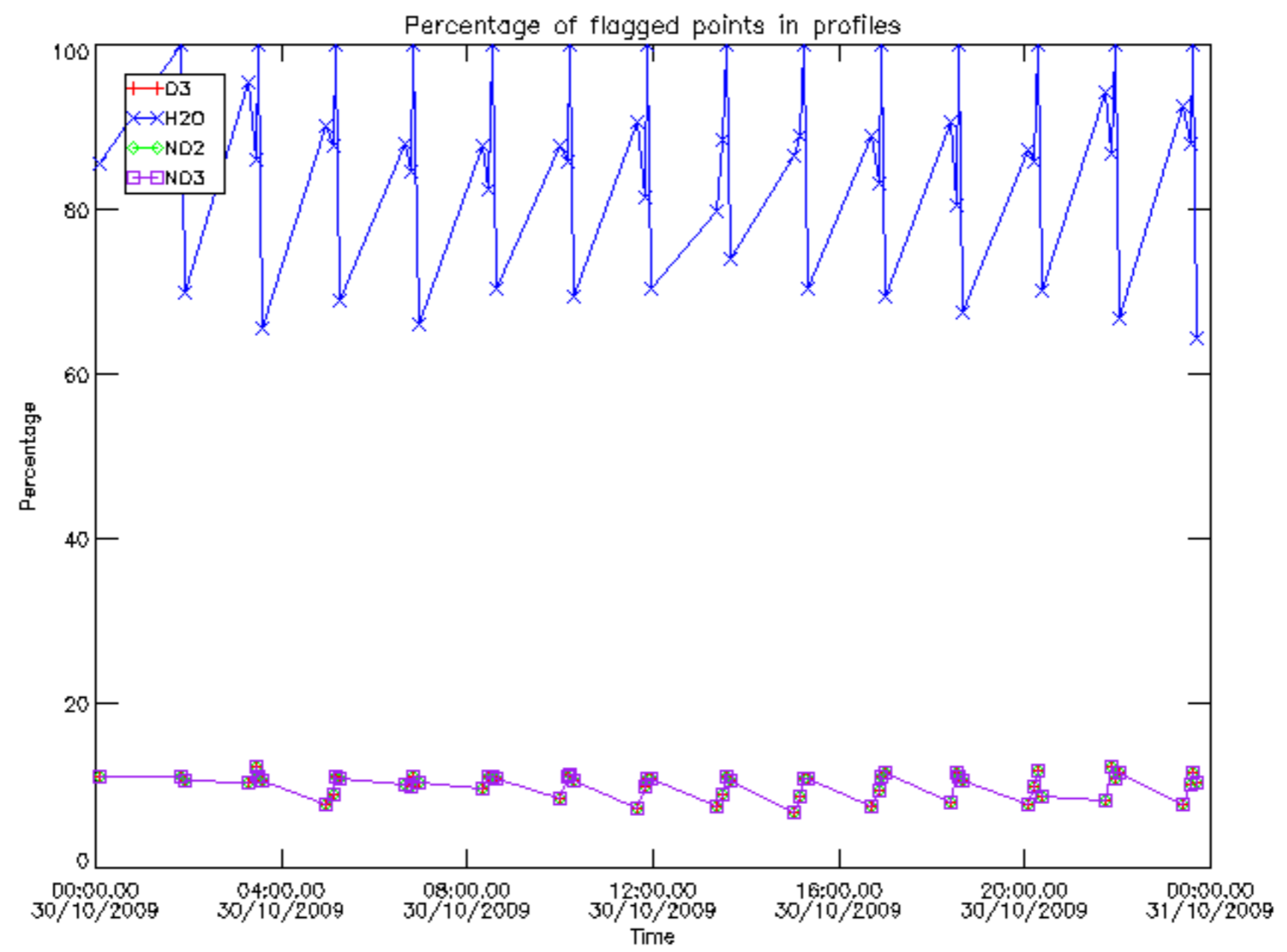




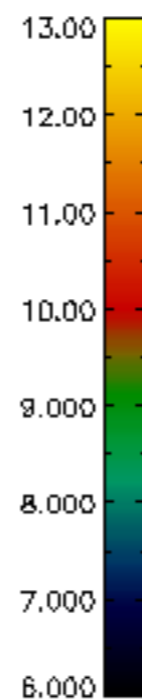
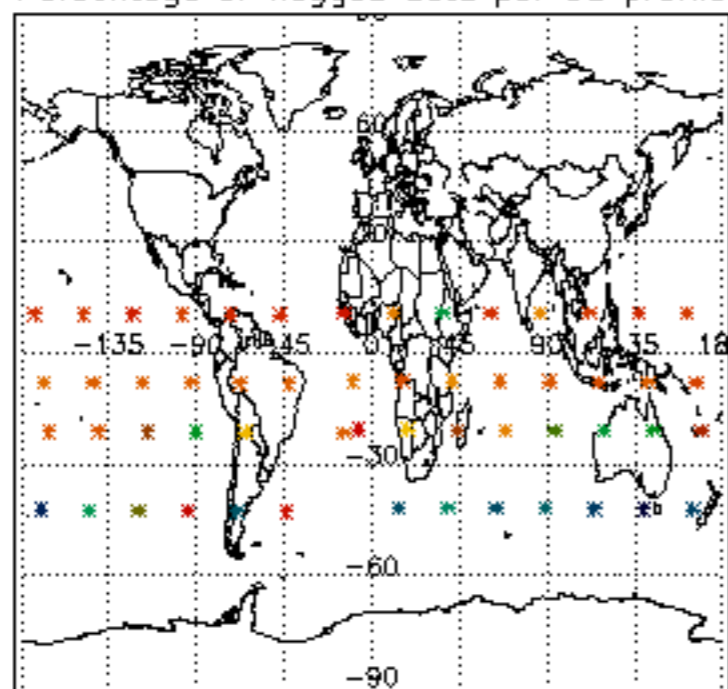




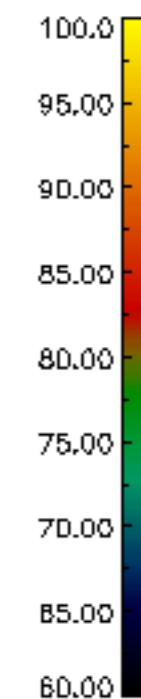
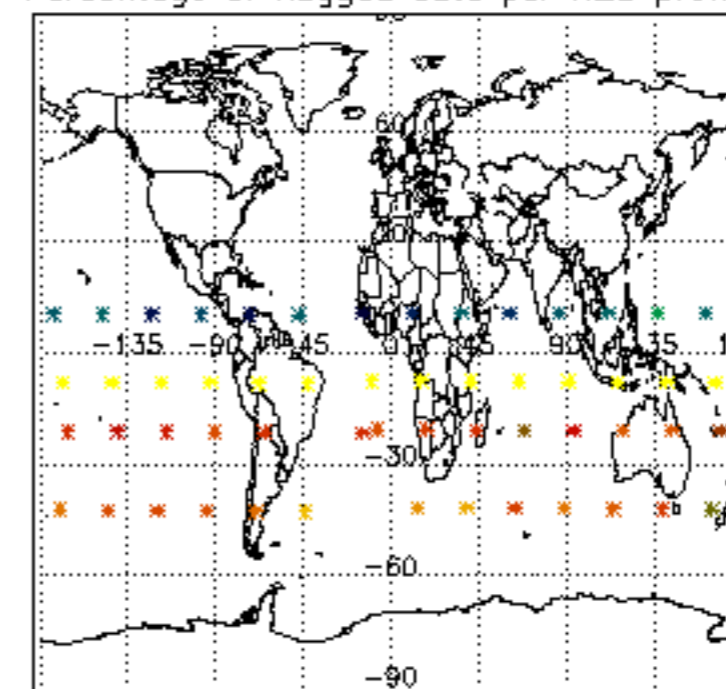




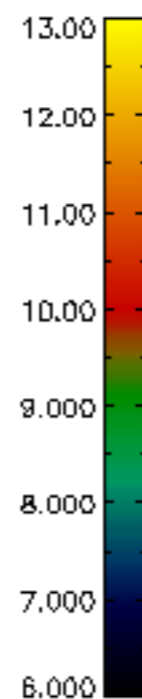
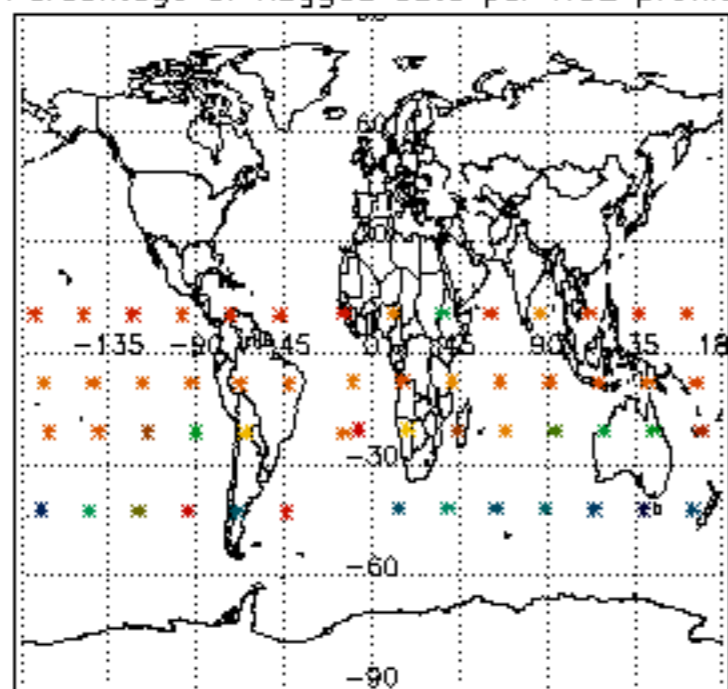
Percentage of flagged data per D3 profile



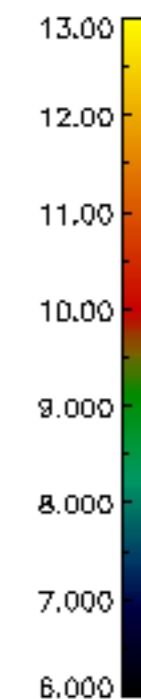
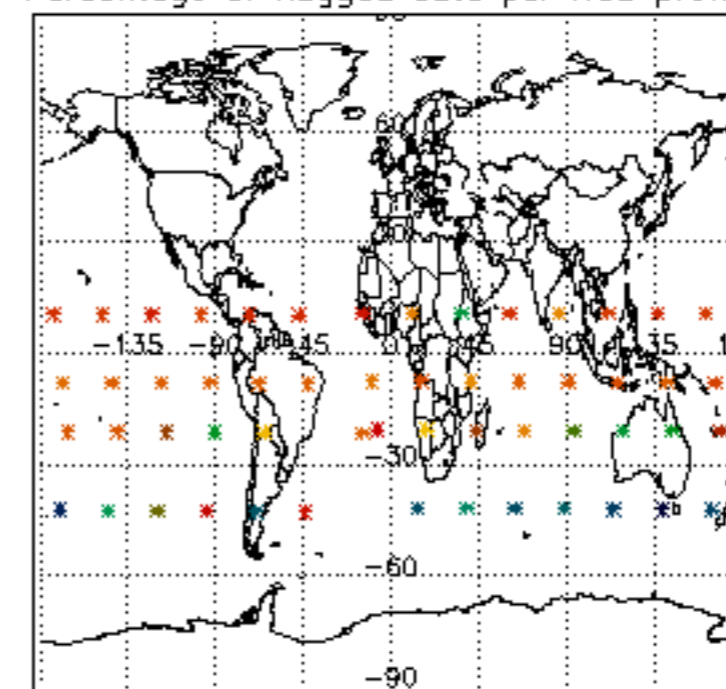
Percentage of flagged data per H2O profile

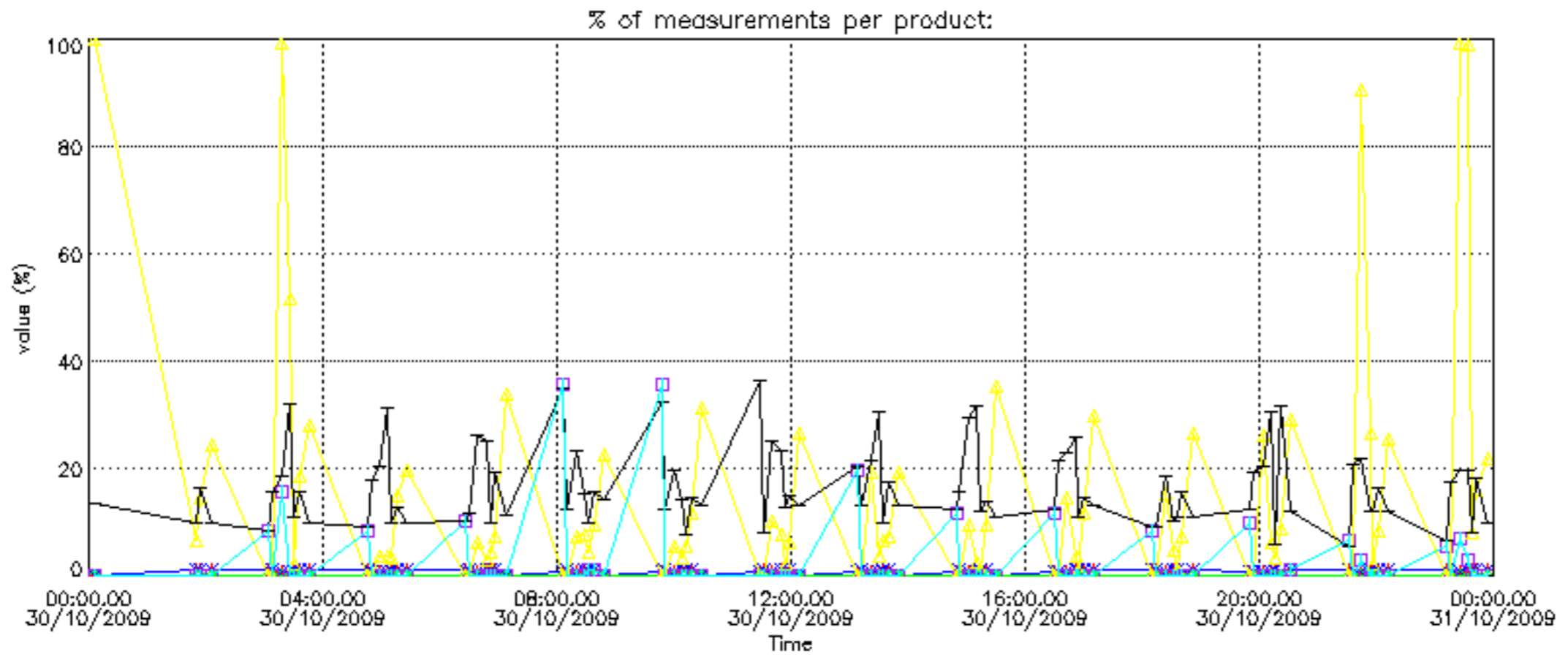


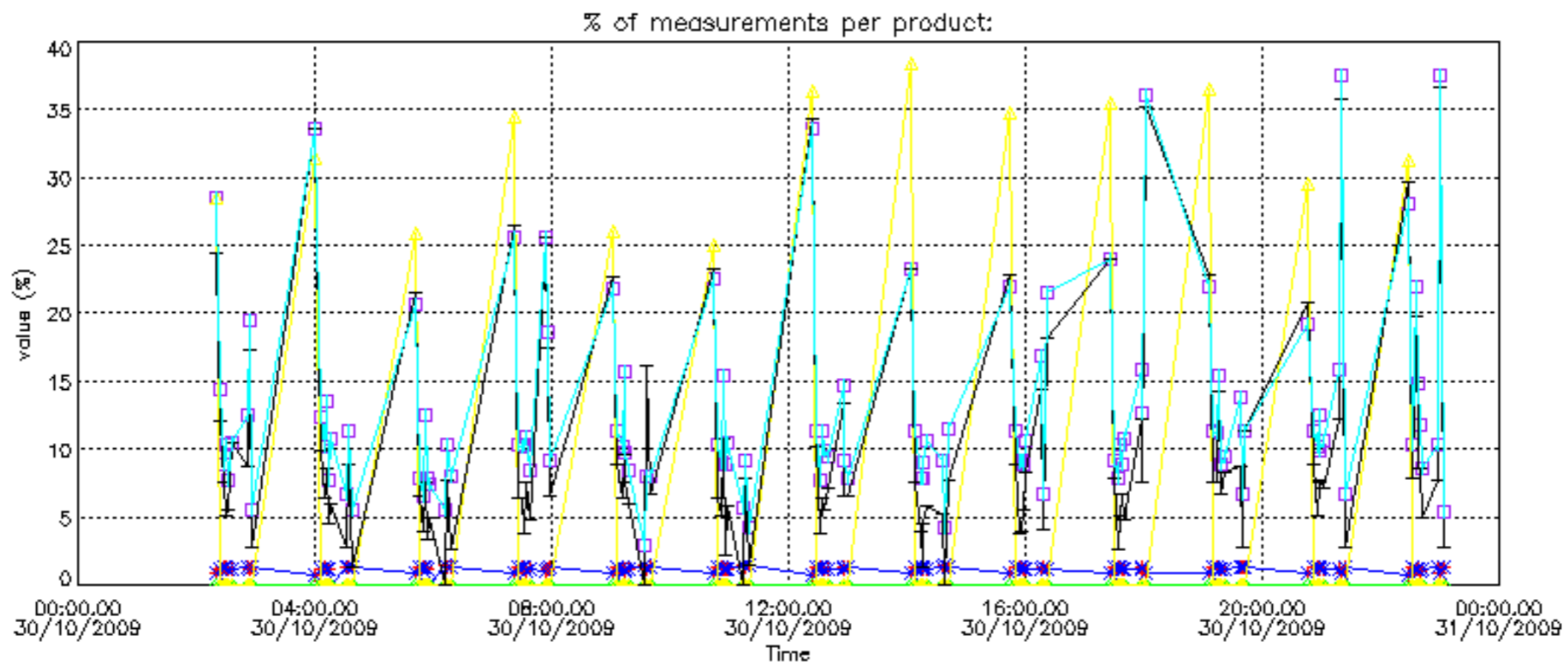
Percentage of flagged data per NO2 profile



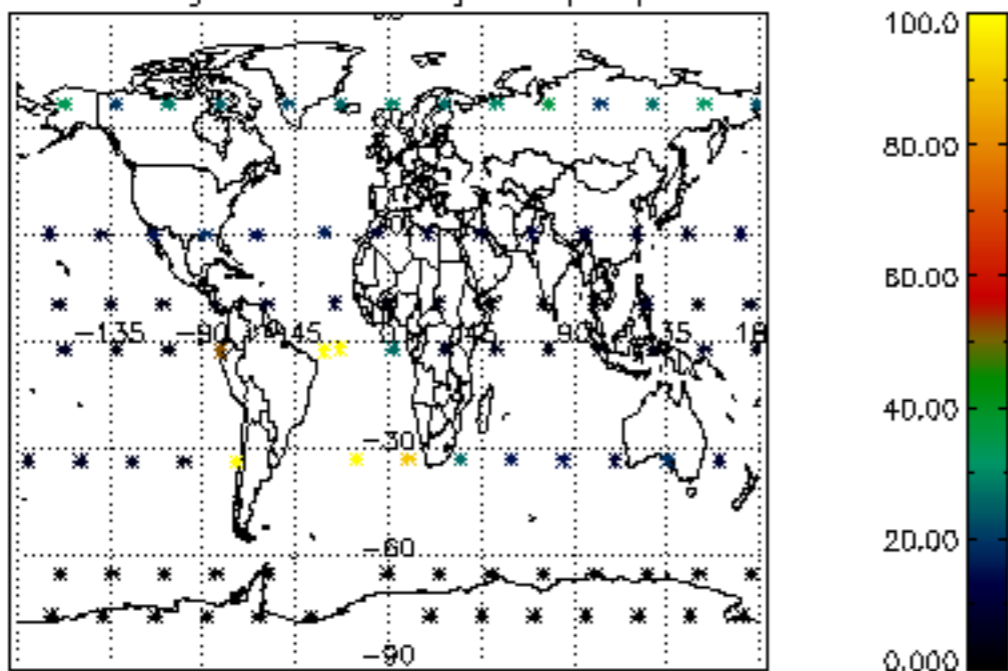
Percentage of flagged data per NO3 profile



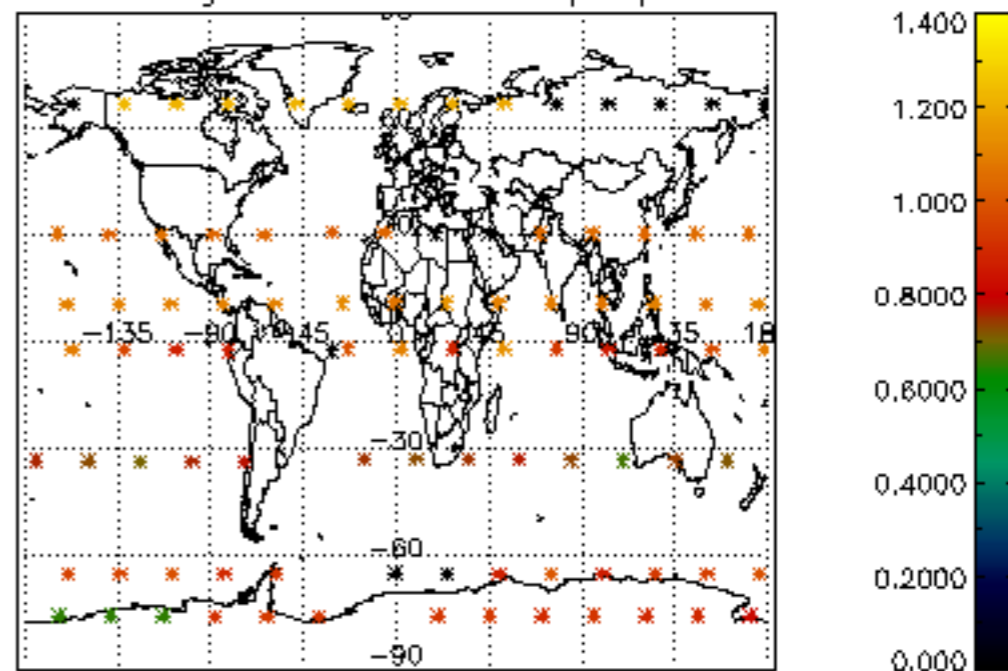




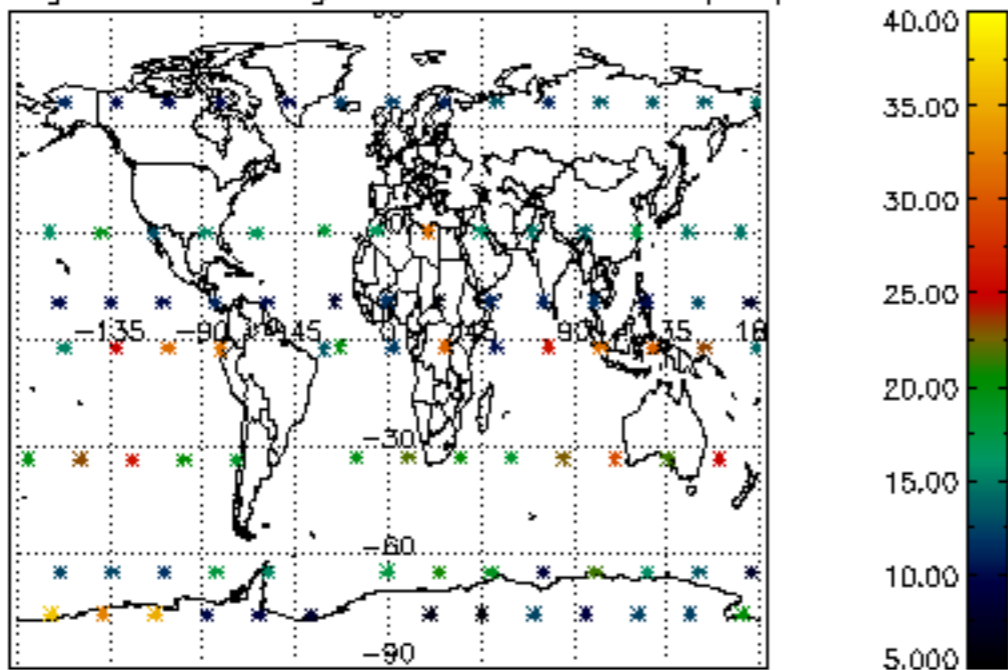
Percentage of cosmic ray hits per profile



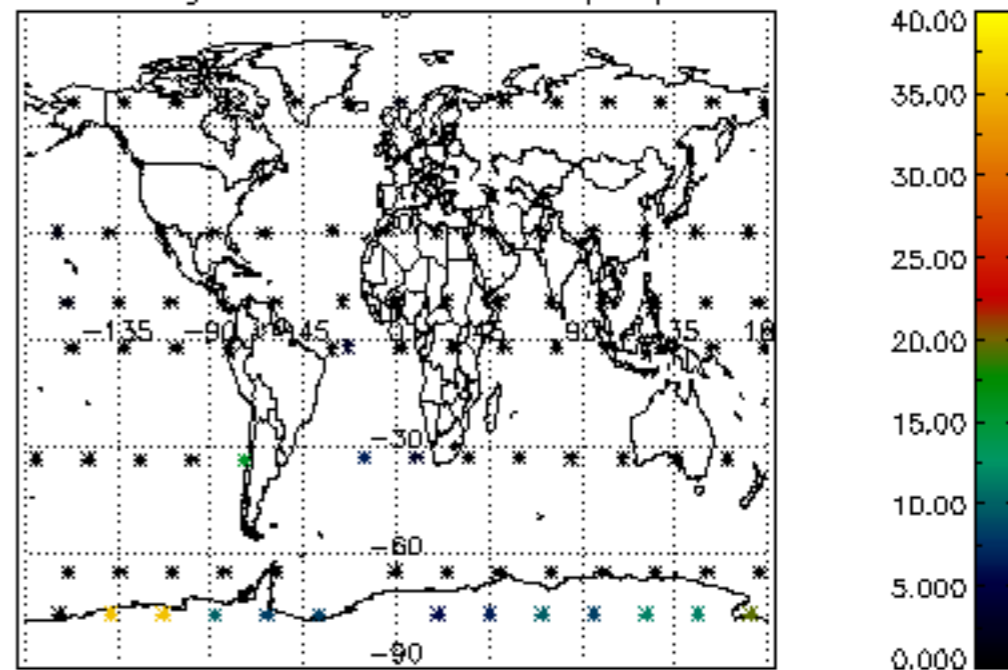
Percentage of datation errors per profile



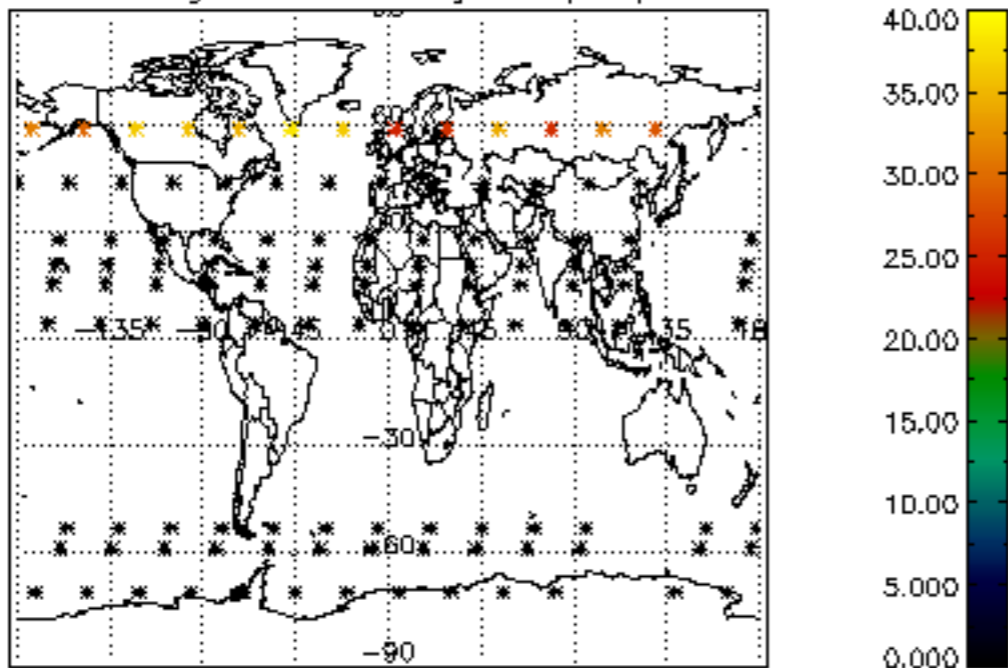
Percentage of star falling outside central band per profile



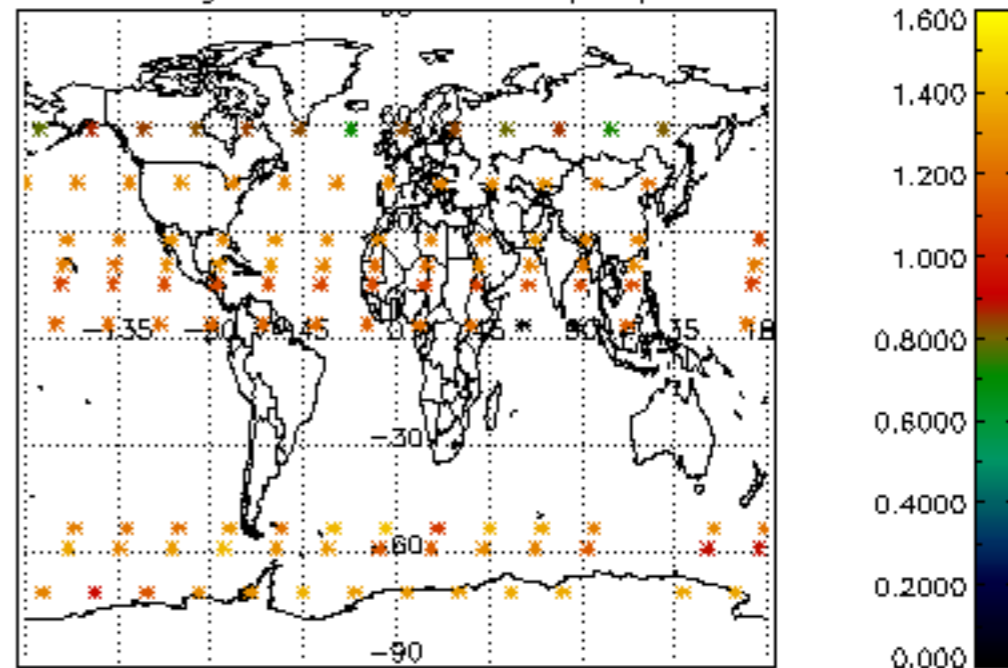
Percentage of saturation errors per profile



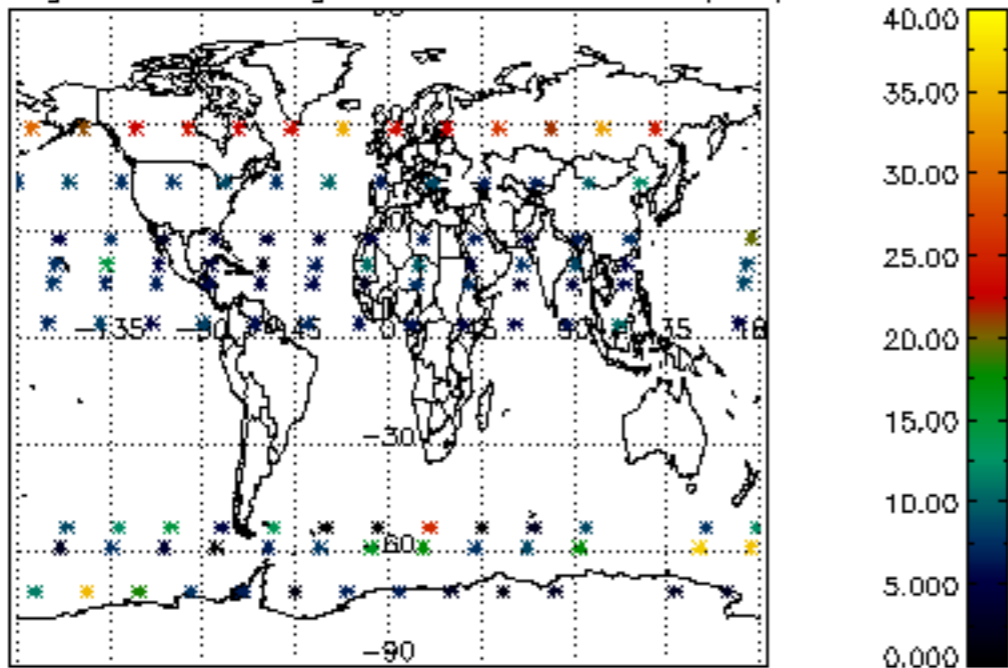
Percentage of cosmic ray hits per profile



Percentage of datation errors per profile



Percentage of star falling outside central band per profile



Percentage of saturation errors per profile

