

# GOMOS Level 2 Daily Report

## SUMMARY

### [1. General Info](#)

### [2. Summary of processed GOM\\_NL\\_2P products](#)

### [3. Level 2 Quality information per product](#)

#### [3.1 Plot of level 2 quality information per product \(time dependant\)](#)

#### [3.2 Plot of level 2 quality information per product \(world map\)](#)

### [4. Level 1 Quality information per product \(stored on level 2 products\)](#)

#### [4.1 Plot of level 1 quality information per product \(time dependant\)](#)

##### [4.1.1 Plot of level 1 quality information per product \(time dependant\): ASCENDING](#)

##### [4.1.2 Plot of level 1 quality information per product \(time dependant\): DESCENDING](#)

#### [4.2 Plot of level 1 quality information per product \(world map\)](#)

##### [4.2.1 Plot of level 1 quality information per product \(world map\): ASCENDING](#)

##### [4.2.2 Plot of level 1 quality information per product \(world map\): DESCENDING](#)

### [5. Ozone profiles based on quality statistics and other trace gas profiles](#)

#### [5.1 Ozone statistics based on quality of products](#)

#### [5.2 Plot ozone profiles for all STD \(dark without errors\)](#)

#### [5.3 Plot ozone profiles where STD < 20% \(dark without errors\)](#)

#### [5.4. Plot ozone profiles where STD < 10% \(dark without errors\)](#)

#### [5.5. Plot ozone profiles where STD < 5% \(dark without errors\)](#)

#### [5.6 Plot NO2 profiles for all STD \(dark without errors\)](#)

#### [5.7 Plot NO3 profiles for all STD \(dark without errors\)](#)

#### [5.8 Plot H2O profiles \(only for occultations of stars 1,2,3,4,13,14,16,26,63 dark without errors\) for all STD](#)

### [6. Auxiliary Data Files used for the production reported in section 2](#)

This report presents the daily analysis on parameters extracted from GOMOS level 2 data (GOM\_NL\_\_2P).  
 It is intended to monitor some important parameters that will impact the quality of these products.  
 A list of level 2 products (and content) that have arrived during the reporting day to the PCF is also given.

| Item                      | Value                           |
|---------------------------|---------------------------------|
| Time of report generation | 26APR2013 13:23:25              |
| Data source version       | GOMOS/6.01                      |
| Start time of products    | 20-10-2009 (20OCT2009 00:00:00) |
| Stop time of products     | 21-10-2009 (21OCT2009 00:00:00) |
| Store outputs in DB       | Yes                             |
| Nb of level 2 prods       | 160                             |
| Nb of prods with errors   | 0                               |

## 2. Summary of processed GOM\_NL\_\_2P products.

| Nr | Filename   | UTC Start time       | Limb           | Duration | Star Id | Star Name | Star Mag | Star Temp | Nb Meas | Orbit | Prod. error |
|----|--|----------------------|----------------|----------|---------|-----------|----------|-----------|---------|-------|-------------|
| 1  | GOM_NL__2PRFIN20091020_000031_000000302083_00302_39935_4809.N1 | 20-OCT-2009 00:00:31 | Bright         | 29.500   | 22      | 32Alp Leo | 1.3600   | 15200.    | 59      | 39935 | No          |
| 2  | GOM_NL__2PRFIN20091020_000818_000000362083_00302_39935_4810.N1 | 20-OCT-2009 00:08:18 | Dark           | 36.000   | 48      | 30Alp Hya | 1.9770   | 4100.0    | 72      | 39935 | No          |
| 3  | GOM_NL__2PRFIN20091020_002024_000000402083_00303_39936_4812.N1 | 20-OCT-2009 00:20:24 | Dark           | 39.500   | 70      | Zet Pup   | 2.2460   | 39000.    | 79      | 39936 | No          |
| 4  | GOM_NL__2PRFIN20091020_002232_000000272083_00303_39936_4813.N1 | 20-OCT-2009 00:22:32 | Dark           | 27.000   | 88      | 31Eta CMa | 2.4480   | 20000.    | 54      | 39936 | No          |
| 5  | GOM_NL__2PRFIN20091020_002642_000000382083_00303_39936_4814.N1 | 20-OCT-2009 00:26:42 | Dark           | 37.500   | 2       | Alp Car   | -0.73600 | 7000.0    | 75      | 39936 | No          |
| 6  | GOM_NL__2PRFIN20091020_003808_000000352083_00303_39936_4815.N1 | 20-OCT-2009 00:38:08 | Straylight     | 34.500   | 157     | The1Eri   | 2.9060   | 9300.0    | 69      | 39936 | No          |
| 7  | GOM_NL__2PRFIN20091020_005856_000000382083_00303_39936_4816.N1 | 20-OCT-2009 00:58:56 | Bright         | 38.000   | 105     | 6Bet Ari  | 2.6450   | 8900.0    | 76      | 39936 | No          |
| 8  | GOM_NL__2PRFIN20091020_010232_000000342083_00303_39936_4817.N1 | 20-OCT-2009 01:02:32 | Bright         | 34.000   | 53      | 43Bet And | 2.0480   | 3300.0    | 68      | 39936 | No          |
| 9  | GOM_NL__2PRFIN20091020_010544_000000382083_00303_39936_4818.N1 | 20-OCT-2009 01:05:44 | Bright         | 37.500   | 73      | 57Gam1And | 2.2600   | 13100.    | 75      | 39936 | No          |
| 10 | GOM_NL__2PRFIN20091020_011053_000000392083_00303_39936_4819.N1 | 20-OCT-2009 01:10:53 | Bright         | 39.000   | 160     | 23Gam Per | 2.9300   | 4700.0    | 78      | 39936 | No          |
| 11 | GOM_NL__2PRFIN20091020_013745_000000312083_00303_39936_4820.N1 | 20-OCT-2009 01:37:45 | Tw_i_and_stray | 31.000   | 166     | 17Eps Leo | 2.9800   | 6000.0    | 62      | 39936 | No          |
| 12 | GOM_NL__2PRFIN20091020_014107_000000302083_00303_39936_4821.N1 | 20-OCT-2009 01:41:07 | Bright         | 29.500   | 22      | 32Alp Leo | 1.3600   | 15200.    | 59      | 39936 | No          |
| 13 | GOM_NL__2PRFIN20091020_014855_000000362083_00303_39936_4822.N1 | 20-OCT-2009 01:48:55 | Dark           | 36.000   | 48      | 30Alp Hya | 1.9770   | 4100.0    | 72      | 39936 | No          |
| 14 | GOM_NL__2PRFIN20091020_015828_000000492083_00303_39936_4823.N1 | 20-OCT-2009 01:58:28 | Dark           | 48.500   | 132     | 15Rho Pup | 2.8030   | 6900.0    | 97      | 39936 | No          |
| 15 | GOM_NL__2PRFIN20091020_020101_000000402083_00304_39937_4822.N1 | 20-OCT-2009 02:01:01 | Dark           | 39.500   | 70      | Zet Pup   | 2.2460   | 39000.    | 79      | 39937 | No          |
| 16 | GOM_NL__2PRFIN20091020_020309_000000272083_00304_39937_4823.N1 | 20-OCT-2009 02:03:09 | Dark           | 27.000   | 88      | 31Eta CMa | 2.4480   | 20000.    | 54      | 39937 | No          |
| 17 | GOM_NL__2PRFIN20091020_020719_000000382083_00304_39937_4824.N1 | 20-OCT-2009 02:07:19 | Dark           | 37.500   | 2       | Alp Car   | -0.73600 | 7000.0    | 75      | 39937 | No          |
| 18 | GOM_NL__2PRFIN20091020_021845_000000352083_00304_39937_4825.N1 | 20-OCT-2009 02:18:45 | Straylight     | 34.500   | 157     | The1Eri   | 2.9060   | 9300.0    | 69      | 39937 | No          |
| 19 | GOM_NL__2PRFIN20091020_023932_000000382083_00304_39937_4826.N1 | 20-OCT-2009 02:39:32 | Bright         | 38.000   | 105     | 6Bet Ari  | 2.6450   | 8900.0    | 76      | 39937 | No          |
| 20 | GOM_NL__2PRFIN20091020_024308_000000342083_00304_39937_4827.N1 | 20-OCT-2009 02:43:08 | Bright         | 34.000   | 53      | 43Bet And | 2.0480   | 3300.0    | 68      | 39937 | No          |
| 21 | GOM_NL__2PRFIN20091020_024620_000000382083_00304_39937_4828.N1 | 20-OCT-2009 02:46:20 | Bright         | 37.500   | 73      | 57Gam1And | 2.2600   | 13100.    | 75      | 39937 | No          |
| 22 | GOM_NL__2PRFIN20091020_025128_000000392083_00304_39937_4829.N1 | 20-OCT-2009 02:51:28 | Bright         | 39.000   | 160     | 23Gam Per | 2.9300   | 4700.0    | 78      | 39937 | No          |
| 23 | GOM_NL__2PRFIN20091020_031822_000000312083_00304_39937_4830.N1 | 20-OCT-2009 03:18:22 | Tw_i_and_stray | 31.000   | 166     | 17Eps Leo | 2.9800   | 6000.0    | 62      | 39937 | No          |
| 24 | GOM_NL__2PRFIN20091020_032144_000000302083_00304_39937_4831.N1 | 20-OCT-2009 03:21:44 | Bright         | 30.000   | 22      | 32Alp Leo | 1.3600   | 15200.    | 60      | 39937 | No          |
| 25 | GOM_NL__2PRFIN20091020_032931_000000362083_00304_39937_4832.N1 | 20-OCT-2009 03:29:31 | Dark           | 36.000   | 48      | 30Alp Hya | 1.9770   | 4100.0    | 72      | 39937 | No          |
| 26 | GOM_NL__2PRFIN20091020_033905_000000492083_00304_39937_4833.N1 | 20-OCT-2009 03:39:05 | Dark           | 48.500   | 132     | 15Rho Pup | 2.8030   | 6900.0    | 97      | 39937 | No          |
| 27 | GOM_NL__2PRFIN20091020_034138_000000402083_00305_39938_4832.N1 | 20-OCT-2009 03:41:38 | Dark           | 39.500   | 70      | Zet Pup   | 2.2460   | 39000.    | 79      | 39938 | No          |
| 28 | GOM_NL__2PRFIN20091020_034755_000000382083_00305_39938_4833.N1 | 20-OCT-2009 03:47:55 | Dark           | 37.500   | 2       | Alp Car   | -0.73600 | 7000.0    | 75      | 39938 | No          |
| 29 | GOM_NL__2PRFIN20091020_035922_000000352083_00305_39938_4834.N1 | 20-OCT-2009 03:59:22 | Straylight     | 34.500   | 157     | The1Eri   | 2.9060   | 9300.0    | 69      | 39938 | No          |
| 30 | GOM_NL__2PRFIN20091020_042008_000000382083_00305_39938_4835.N1 | 20-OCT-2009 04:20:08 | Bright         | 37.500   | 105     | 6Bet Ari  | 2.6450   | 8900.0    | 75      | 39938 | No          |
| 31 | GOM_NL__2PRFIN20091020_042344_000000342083_00305_39938_4836.N1 | 20-OCT-2009 04:23:44 | Bright         | 33.500   | 53      | 43Bet And | 2.0480   | 3300.0    | 67      | 39938 | No          |
| 32 | GOM_NL__2PRFIN20091020_042655_000000382083_00305_39938_4837.N1 | 20-OCT-2009 04:26:55 | Bright         | 37.500   | 73      | 57Gam1And | 2.2600   | 13100.    | 75      | 39938 | No          |
| 33 | GOM_NL__2PRFIN20091020_043203_000000392083_00305_39938_4838.N1 | 20-OCT-2009 04:32:03 | Bright         | 39.000   | 160     | 23Gam Per | 2.9300   | 4700.0    | 78      | 39938 | No          |
| 34 | GOM_NL__2PRFIN20091020_045858_000000312083_00305_39938_4839.N1 | 20-OCT-2009 04:58:58 | Tw_i_and_stray | 31.000   | 166     | 17Eps Leo | 2.9800   | 6000.0    | 62      | 39938 | No          |
| 35 | GOM_NL__2PRFIN20091020_050220_000000302083_00305_39938_4840.N1 | 20-OCT-2009 05:02:20 | Bright         | 30.000   | 22      | 32Alp Leo | 1.3600   | 15200.    | 60      | 39938 | No          |
| 36 | GOM_NL__2PRFIN20091020_051009_000000362083_00305_39938_4841.N1 | 20-OCT-2009 05:10:09 | Dark           | 36.000   | 48      | 30Alp Hya | 1.9770   | 4100.0    | 72      | 39938 | No          |
| 37 | GOM_NL__2PRFIN20091020_051943_000000502083_00305_39938_4842.N1 | 20-OCT-2009 05:19:43 | Dark           | 49.500   | 132     | 15Rho Pup | 2.8030   | 6900.0    | 99      | 39938 | No          |
| 38 | GOM_NL__2PRFIN20091020_052215_000000402083_00306_39939_4845.N1 | 20-OCT-2009 05:22:15 | Dark           | 40.000   | 70      | Zet Pup   | 2.2460   | 39000.    | 80      | 39939 | No          |
| 39 | GOM_NL__2PRFIN20091020_052832_000000382083_00306_39939_4846.N1 | 20-OCT-2009 05:28:32 | Dark           | 37.500   | 2       | Alp Car   | -0.73600 | 7000.0    | 75      | 39939 | No          |
| 40 | GOM_NL__2PRFIN20091020_053958_000000352083_00306_39939_4847.N1 | 20-OCT-2009 05:39:58 | Straylight     | 34.500   | 157     | The1Eri   | 2.9060   | 9300.0    | 69      | 39939 | No          |
| 41 | GOM_NL__2PRFIN20091020_060043_000000382083_00306_39939_4848.N1 | 20-OCT-2009 06:00:43 | Bright         | 38.000   | 105     | 6Bet Ari  | 2.6450   | 8900.0    | 76      | 39939 | No          |
| 42 | GOM_NL__2PRFIN20091020_060419_000000342083_00306_39939_4849.N1 | 20-OCT-2009 06:04:19 | Bright         | 34.000   | 53      | 43Bet And | 2.0480   | 3300.0    | 68      | 39939 | No          |

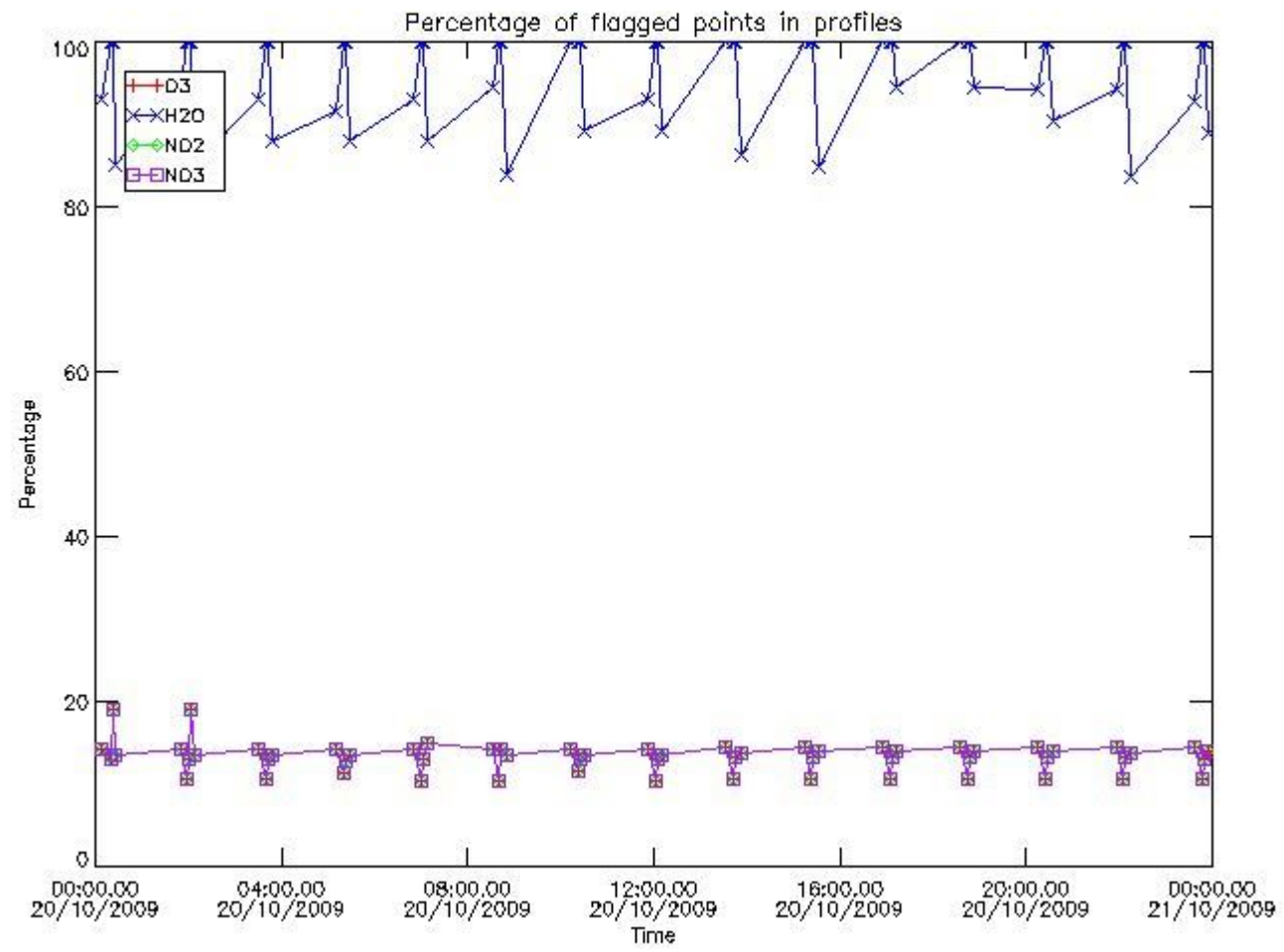
|     |  |                      |                |        |     |           |          |        |    |       |    |
|-----|--|----------------------|----------------|--------|-----|-----------|----------|--------|----|-------|----|
| 43  | GOM_NL__2PRFIN20091020_060731_000000382083_00306_39939_4850.N1 | 20-OCT-2009 06:07:31 | Bright         | 37.500 | 73  | 57Gam1And | 2.2600   | 13100. | 75 | 39939 | No |
| 44  | GOM_NL__2PRFIN20091020_061238_000000392083_00306_39939_4851.N1 | 20-OCT-2009 06:12:38 | Bright         | 38.500 | 160 | 23Gam Per | 2.9300   | 4700.0 | 77 | 39939 | No |
| 45  | GOM_NL__2PRFIN20091020_063934_000000312083_00306_39939_4852.N1 | 20-OCT-2009 06:39:34 | Tw_i_and_stray | 31.000 | 166 | 17Eps Leo | 2.9800   | 6000.0 | 62 | 39939 | No |
| 46  | GOM_NL__2PRFIN20091020_064257_000000302083_00306_39939_4853.N1 | 20-OCT-2009 06:42:57 | Bright         | 30.000 | 22  | 32Alp Leo | 1.3600   | 15200. | 60 | 39939 | No |
| 47  | GOM_NL__2PRFIN20091020_065045_000000362083_00306_39939_4854.N1 | 20-OCT-2009 06:50:45 | Dark           | 36.000 | 48  | 30Alp Hya | 1.9770   | 4100.0 | 72 | 39939 | No |
| 48  | GOM_NL__2PRFIN20091020_070020_000000492083_00306_39939_4855.N1 | 20-OCT-2009 07:00:20 | Dark           | 49.000 | 132 | 15Rho Pup | 2.8030   | 6900.0 | 98 | 39939 | No |
| 49  | GOM_NL__2PRFIN20091020_070252_000000402083_00307_39940_4858.N1 | 20-OCT-2009 07:02:52 | Dark           | 39.500 | 70  | Zet Pup   | 2.2460   | 39000. | 79 | 39940 | No |
| 50  | GOM_NL__2PRFIN20091020_070909_000000382083_00307_39940_4859.N1 | 20-OCT-2009 07:09:09 | Dark           | 37.500 | 2   | Alp Car   | -0.73600 | 7000.0 | 75 | 39940 | No |
| 51  | GOM_NL__2PRFIN20091020_072034_000000342083_00307_39940_4860.N1 | 20-OCT-2009 07:20:34 | Straylight     | 34.000 | 157 | The1Eri   | 2.9060   | 9300.0 | 68 | 39940 | No |
| 52  | GOM_NL__2PRFIN20091020_074119_000000382083_00307_39940_4861.N1 | 20-OCT-2009 07:41:19 | Bright         | 38.000 | 105 | 6Bet Ari  | 2.6450   | 8900.0 | 76 | 39940 | No |
| 53  | GOM_NL__2PRFIN20091020_074455_000000342083_00307_39940_4862.N1 | 20-OCT-2009 07:44:55 | Bright         | 33.500 | 53  | 43Bet And | 2.0480   | 3300.0 | 67 | 39940 | No |
| 54  | GOM_NL__2PRFIN20091020_074806_000000382083_00307_39940_4863.N1 | 20-OCT-2009 07:48:06 | Bright         | 37.500 | 73  | 57Gam1And | 2.2600   | 13100. | 75 | 39940 | No |
| 55  | GOM_NL__2PRFIN20091020_075314_000000402083_00307_39940_4864.N1 | 20-OCT-2009 07:53:14 | Bright         | 39.500 | 160 | 23Gam Per | 2.9300   | 4700.0 | 79 | 39940 | No |
| 56  | GOM_NL__2PRFIN20091020_082010_000000312083_00307_39940_4865.N1 | 20-OCT-2009 08:20:10 | Tw_i_and_stray | 31.000 | 166 | 17Eps Leo | 2.9800   | 6000.0 | 62 | 39940 | No |
| 57  | GOM_NL__2PRFIN20091020_082333_000000302083_00307_39940_4866.N1 | 20-OCT-2009 08:23:33 | Bright         | 30.000 | 22  | 32Alp Leo | 1.3600   | 15200. | 60 | 39940 | No |
| 58  | GOM_NL__2PRFIN20091020_083122_000000362083_00307_39940_4867.N1 | 20-OCT-2009 08:31:22 | Dark           | 36.000 | 48  | 30Alp Hya | 1.9770   | 4100.0 | 72 | 39940 | No |
| 59  | GOM_NL__2PRFIN20091020_084058_000000492083_00307_39940_4868.N1 | 20-OCT-2009 08:40:58 | Dark           | 49.000 | 132 | 15Rho Pup | 2.8030   | 6900.0 | 98 | 39940 | No |
| 60  | GOM_NL__2PRFIN20091020_084329_000000402083_00308_39941_4869.N1 | 20-OCT-2009 08:43:29 | Dark           | 39.500 | 70  | Zet Pup   | 2.2460   | 39000. | 79 | 39941 | No |
| 61  | GOM_NL__2PRFIN20091020_084946_000000382083_00308_39941_4870.N1 | 20-OCT-2009 08:49:46 | Dark           | 37.500 | 2   | Alp Car   | -0.73600 | 7000.0 | 75 | 39941 | No |
| 62  | GOM_NL__2PRFIN20091020_090111_000000342083_00308_39941_4871.N1 | 20-OCT-2009 09:01:11 | Straylight     | 34.000 | 157 | The1Eri   | 2.9060   | 9300.0 | 68 | 39941 | No |
| 63  | GOM_NL__2PRFIN20091020_092154_000000382083_00308_39941_4872.N1 | 20-OCT-2009 09:21:54 | Bright         | 37.500 | 105 | 6Bet Ari  | 2.6450   | 8900.0 | 75 | 39941 | No |
| 64  | GOM_NL__2PRFIN20091020_092531_000000342083_00308_39941_4873.N1 | 20-OCT-2009 09:25:31 | Bright         | 34.000 | 53  | 43Bet And | 2.0480   | 3300.0 | 68 | 39941 | No |
| 65  | GOM_NL__2PRFIN20091020_092842_000000382083_00308_39941_4874.N1 | 20-OCT-2009 09:28:42 | Bright         | 37.500 | 73  | 57Gam1And | 2.2600   | 13100. | 75 | 39941 | No |
| 66  | GOM_NL__2PRFIN20091020_093349_000000392083_00308_39941_4875.N1 | 20-OCT-2009 09:33:49 | Bright         | 39.000 | 160 | 23Gam Per | 2.9300   | 4700.0 | 78 | 39941 | No |
| 67  | GOM_NL__2PRFIN20091020_100047_000000312083_00308_39941_4876.N1 | 20-OCT-2009 10:00:47 | Tw_i_and_stray | 31.000 | 166 | 17Eps Leo | 2.9800   | 6000.0 | 62 | 39941 | No |
| 68  | GOM_NL__2PRFIN20091020_100410_000000302083_00308_39941_4877.N1 | 20-OCT-2009 10:04:10 | Bright         | 29.500 | 22  | 32Alp Leo | 1.3600   | 15200. | 59 | 39941 | No |
| 69  | GOM_NL__2PRFIN20091020_101159_000000362083_00308_39941_4878.N1 | 20-OCT-2009 10:11:59 | Dark           | 36.000 | 48  | 30Alp Hya | 1.9770   | 4100.0 | 72 | 39941 | No |
| 70  | GOM_NL__2PRFIN20091020_102135_000000492083_00308_39941_4879.N1 | 20-OCT-2009 10:21:35 | Dark           | 48.500 | 132 | 15Rho Pup | 2.8030   | 6900.0 | 97 | 39941 | No |
| 71  | GOM_NL__2PRFIN20091020_102406_000000402083_00309_39942_4901.N1 | 20-OCT-2009 10:24:06 | Dark           | 39.500 | 70  | Zet Pup   | 2.2460   | 39000. | 79 | 39942 | No |
| 72  | GOM_NL__2PRFIN20091020_103022_000000382083_00309_39942_4902.N1 | 20-OCT-2009 10:30:22 | Dark           | 37.500 | 2   | Alp Car   | -0.73600 | 7000.0 | 75 | 39942 | No |
| 73  | GOM_NL__2PRFIN20091020_104147_000000342083_00309_39942_4903.N1 | 20-OCT-2009 10:41:47 | Straylight     | 33.500 | 157 | The1Eri   | 2.9060   | 9300.0 | 67 | 39942 | No |
| 74  | GOM_NL__2PRFIN20091020_110229_000000382083_00309_39942_4904.N1 | 20-OCT-2009 11:02:29 | Bright         | 37.500 | 105 | 6Bet Ari  | 2.6450   | 8900.0 | 75 | 39942 | No |
| 75  | GOM_NL__2PRFIN20091020_110607_000000342083_00309_39942_4905.N1 | 20-OCT-2009 11:06:07 | Bright         | 33.500 | 53  | 43Bet And | 2.0480   | 3300.0 | 67 | 39942 | No |
| 76  | GOM_NL__2PRFIN20091020_110917_000000382083_00309_39942_4906.N1 | 20-OCT-2009 11:09:17 | Bright         | 37.500 | 73  | 57Gam1And | 2.2600   | 13100. | 75 | 39942 | No |
| 77  | GOM_NL__2PRFIN20091020_111424_000000392083_00309_39942_4907.N1 | 20-OCT-2009 11:14:24 | Bright         | 39.000 | 160 | 23Gam Per | 2.9300   | 4700.0 | 78 | 39942 | No |
| 78  | GOM_NL__2PRFIN20091020_114123_000000312083_00309_39942_4908.N1 | 20-OCT-2009 11:41:23 | Tw_i_and_stray | 31.000 | 166 | 17Eps Leo | 2.9800   | 6000.0 | 62 | 39942 | No |
| 79  | GOM_NL__2PRFIN20091020_114446_000000302083_00309_39942_4909.N1 | 20-OCT-2009 11:44:46 | Bright         | 30.000 | 22  | 32Alp Leo | 1.3600   | 15200. | 60 | 39942 | No |
| 80  | GOM_NL__2PRFIN20091020_115236_000000362083_00309_39942_4910.N1 | 20-OCT-2009 11:52:36 | Dark           | 36.000 | 48  | 30Alp Hya | 1.9770   | 4100.0 | 72 | 39942 | No |
| 81  | GOM_NL__2PRFIN20091020_120212_000000492083_00309_39942_4911.N1 | 20-OCT-2009 12:02:12 | Dark           | 49.000 | 132 | 15Rho Pup | 2.8030   | 6900.0 | 98 | 39942 | No |
| 82  | GOM_NL__2PRFIN20091020_120443_000000392083_00310_39943_4933.N1 | 20-OCT-2009 12:04:43 | Dark           | 39.000 | 70  | Zet Pup   | 2.2460   | 39000. | 78 | 39943 | No |
| 83  | GOM_NL__2PRFIN20091020_121059_000000382083_00310_39943_4934.N1 | 20-OCT-2009 12:10:59 | Dark           | 37.500 | 2   | Alp Car   | -0.73600 | 7000.0 | 75 | 39943 | No |
| 84  | GOM_NL__2PRFIN20091020_122223_000000342083_00310_39943_4935.N1 | 20-OCT-2009 12:22:23 | Straylight     | 33.500 | 157 | The1Eri   | 2.9060   | 9300.0 | 67 | 39943 | No |
| 85  | GOM_NL__2PRFIN20091020_124305_000000372083_00310_39943_4936.N1 | 20-OCT-2009 12:43:05 | Bright         | 37.000 | 105 | 6Bet Ari  | 2.6450   | 8900.0 | 74 | 39943 | No |
| 86  | GOM_NL__2PRFIN20091020_124642_000000332083_00310_39943_4937.N1 | 20-OCT-2009 12:46:42 | Bright         | 33.000 | 53  | 43Bet And | 2.0480   | 3300.0 | 66 | 39943 | No |
| 87  | GOM_NL__2PRFIN20091020_124952_000000372083_00310_39943_4938.N1 | 20-OCT-2009 12:49:52 | Bright         | 37.000 | 73  | 57Gam1And | 2.2600   | 13100. | 74 | 39943 | No |
| 88  | GOM_NL__2PRFIN20091020_125459_000000392083_00310_39943_4939.N1 | 20-OCT-2009 12:54:59 | Bright         | 38.500 | 160 | 23Gam Per | 2.9300   | 4700.0 | 77 | 39943 | No |
| 89  | GOM_NL__2PRFIN20091020_132159_000000312083_00310_39943_4940.N1 | 20-OCT-2009 13:21:59 | Tw_i_and_stray | 30.500 | 166 | 17Eps Leo | 2.9800   | 6000.0 | 61 | 39943 | No |
| 90  | GOM_NL__2PRFIN20091020_132522_000000302083_00310_39943_4941.N1 | 20-OCT-2009 13:25:22 | Bright         | 29.500 | 22  | 32Alp Leo | 1.3600   | 15200. | 59 | 39943 | No |
| 91  | GOM_NL__2PRFIN20091020_133312_000000362083_00310_39943_4942.N1 | 20-OCT-2009 13:33:12 | Dark           | 35.500 | 48  | 30Alp Hya | 1.9770   | 4100.0 | 71 | 39943 | No |
| 92  | GOM_NL__2PRFIN20091020_134250_000000482083_00310_39943_4943.N1 | 20-OCT-2009 13:42:50 | Dark           | 48.000 | 132 | 15Rho Pup | 2.8030   | 6900.0 | 96 | 39943 | No |
| 93  | GOM_NL__2PRFIN20091020_134520_000000392083_00311_39944_4990.N1 | 20-OCT-2009 13:45:20 | Dark           | 38.500 | 70  | Zet Pup   | 2.2460   | 39000. | 77 | 39944 | No |
| 94  | GOM_NL__2PRFIN20091020_135136_000000372083_00311_39944_4991.N1 | 20-OCT-2009 13:51:36 | Dark           | 37.000 | 2   | Alp Car   | -0.73600 | 7000.0 | 74 | 39944 | No |
| 95  | GOM_NL__2PRFIN20091020_140300_000000332083_00311_39944_4992.N1 | 20-OCT-2009 14:03:00 | Straylight     | 33.000 | 157 | The1Eri   | 2.9060   | 9300.0 | 66 | 39944 | No |
| 96  | GOM_NL__2PRFIN20091020_142341_000000372083_00311_39944_4993.N1 | 20-OCT-2009 14:23:41 | Bright         | 37.000 | 105 | 6Bet Ari  | 2.6450   | 8900.0 | 74 | 39944 | No |
| 97  | GOM_NL__2PRFIN20091020_142718_000000332083_00311_39944_4994.N1 | 20-OCT-2009 14:27:18 | Bright         | 33.000 | 53  | 43Bet And | 2.0480   | 3300.0 | 66 | 39944 | No |
| 98  | GOM_NL__2PRFIN20091020_143028_000000372083_00311_39944_4995.N1 | 20-OCT-2009 14:30:28 | Bright         | 36.500 | 73  | 57Gam1And | 2.2600   | 13100. | 73 | 39944 | No |
| 99  | GOM_NL__2PRFIN20091020_143534_000000392083_00311_39944_4996.N1 | 20-OCT-2009 14:35:34 | Bright         | 38.500 | 160 | 23Gam Per | 2.9300   | 4700.0 | 77 | 39944 | No |
| 100 | GOM_NL__2PRFIN20091020_150235_000000302083_00311_39944_4997.N1 | 20-OCT-2009 15:02:35 | Tw_i_and_stray | 30.000 | 166 | 17Eps Leo | 2.9800   | 6000.0 | 60 | 39944 | No |
| 101 | GOM_NL__2PRFIN20091020_150559_000000292083_00311_39944_4998.N1 | 20-OCT-2009 15:05:59 | Tw_i_and_stray | 28.500 | 22  | 32Alp Leo | 1.3600   | 15200. | 57 | 39944 | No |

|     |  |                      |                |        |     |           |          |        |    |       |    |
|-----|--|----------------------|----------------|--------|-----|-----------|----------|--------|----|-------|----|
| 102 | GOM_NL__2PRFIN20091020_151349_000000362083_00311_39944_4999.N1 | 20-OCT-2009 15:13:49 | Dark           | 35.500 | 48  | 30Alp Hya | 1.9770   | 4100.0 | 71 | 39944 | No |
| 103 | GOM_NL__2PRFIN20091020_152327_000000482083_00311_39944_5000.N1 | 20-OCT-2009 15:23:27 | Dark           | 48.000 | 132 | 15Rho Pup | 2.8030   | 6900.0 | 96 | 39944 | No |
| 104 | GOM_NL__2PRFIN20091020_152557_000000392083_00312_39945_5016.N1 | 20-OCT-2009 15:25:57 | Dark           | 38.500 | 70  | Zet Pup   | 2.2460   | 39000. | 77 | 39945 | No |
| 105 | GOM_NL__2PRFIN20091020_153213_000000372083_00312_39945_5017.N1 | 20-OCT-2009 15:32:13 | Dark           | 36.500 | 2   | Alp Car   | -0.73600 | 7000.0 | 73 | 39945 | No |
| 106 | GOM_NL__2PRFIN20091020_154336_000000332083_00312_39945_5018.N1 | 20-OCT-2009 15:43:36 | Straylight     | 33.000 | 157 | The1Eri   | 2.9060   | 9300.0 | 66 | 39945 | No |
| 107 | GOM_NL__2PRFIN20091020_160416_000000372083_00312_39945_5019.N1 | 20-OCT-2009 16:04:16 | Bright         | 36.500 | 105 | 6Bet Ari  | 2.6450   | 8900.0 | 73 | 39945 | No |
| 108 | GOM_NL__2PRFIN20091020_160756_000000312083_00312_39945_5020.N1 | 20-OCT-2009 16:07:56 | Bright         | 30.500 | 53  | 43Bet And | 2.0480   | 3300.0 | 61 | 39945 | No |
| 109 | GOM_NL__2PRFIN20091020_161103_000000372083_00312_39945_5021.N1 | 20-OCT-2009 16:11:03 | Bright         | 36.500 | 73  | 57Gam1And | 2.2600   | 13100. | 73 | 39945 | No |
| 110 | GOM_NL__2PRFIN20091020_161610_000000382083_00312_39945_5022.N1 | 20-OCT-2009 16:16:10 | Bright         | 38.000 | 160 | 23Gam Per | 2.9300   | 4700.0 | 76 | 39945 | No |
| 111 | GOM_NL__2PRFIN20091020_164311_000000302083_00312_39945_5023.N1 | 20-OCT-2009 16:43:11 | Tw_i_and_stray | 30.000 | 166 | 17Eps Leo | 2.9800   | 6000.0 | 60 | 39945 | No |
| 112 | GOM_NL__2PRFIN20091020_164635_000000292083_00312_39945_5024.N1 | 20-OCT-2009 16:46:35 | Tw_i_and_stray | 28.500 | 22  | 32Alp Leo | 1.3600   | 15200. | 57 | 39945 | No |
| 113 | GOM_NL__2PRFIN20091020_165426_000000362083_00312_39945_5025.N1 | 20-OCT-2009 16:54:26 | Dark           | 35.500 | 48  | 30Alp Hya | 1.9770   | 4100.0 | 71 | 39945 | No |
| 114 | GOM_NL__2PRFIN20091020_170405_000000482083_00312_39945_5026.N1 | 20-OCT-2009 17:04:05 | Dark           | 48.000 | 132 | 15Rho Pup | 2.8030   | 6900.0 | 96 | 39945 | No |
| 115 | GOM_NL__2PRFIN20091020_170634_000000392083_00313_39946_5046.N1 | 20-OCT-2009 17:06:34 | Dark           | 38.500 | 70  | Zet Pup   | 2.2460   | 39000. | 77 | 39946 | No |
| 116 | GOM_NL__2PRFIN20091020_171249_000000372083_00313_39946_5047.N1 | 20-OCT-2009 17:12:49 | Dark           | 36.500 | 2   | Alp Car   | -0.73600 | 7000.0 | 73 | 39946 | No |
| 117 | GOM_NL__2PRFIN20091020_172413_000000332083_00313_39946_5048.N1 | 20-OCT-2009 17:24:13 | Straylight     | 33.000 | 157 | The1Eri   | 2.9060   | 9300.0 | 66 | 39946 | No |
| 118 | GOM_NL__2PRFIN20091020_174452_000000372083_00313_39946_5049.N1 | 20-OCT-2009 17:44:52 | Bright         | 36.500 | 105 | 6Bet Ari  | 2.6450   | 8900.0 | 73 | 39946 | No |
| 119 | GOM_NL__2PRFIN20091020_174942_000000382083_00313_39946_5050.N1 | 20-OCT-2009 17:49:42 | Bright         | 38.000 | 173 | 4Bet Tri  | 3.0040   | 8900.0 | 76 | 39946 | No |
| 120 | GOM_NL__2PRFIN20091020_175139_000000372083_00313_39946_5051.N1 | 20-OCT-2009 17:51:39 | Bright         | 36.500 | 73  | 57Gam1And | 2.2600   | 13100. | 73 | 39946 | No |
| 121 | GOM_NL__2PRFIN20091020_175645_000000382083_00313_39946_5052.N1 | 20-OCT-2009 17:56:45 | Bright         | 38.000 | 160 | 23Gam Per | 2.9300   | 4700.0 | 76 | 39946 | No |
| 122 | GOM_NL__2PRFIN20091020_182348_000000312083_00313_39946_5053.N1 | 20-OCT-2009 18:23:48 | Tw_i_and_stray | 30.500 | 166 | 17Eps Leo | 2.9800   | 6000.0 | 61 | 39946 | No |
| 123 | GOM_NL__2PRFIN20091020_182711_000000292083_00313_39946_5054.N1 | 20-OCT-2009 18:27:11 | Tw_i_and_stray | 29.000 | 22  | 32Alp Leo | 1.3600   | 15200. | 58 | 39946 | No |
| 124 | GOM_NL__2PRFIN20091020_183503_000000362083_00313_39946_5055.N1 | 20-OCT-2009 18:35:03 | Dark           | 35.500 | 48  | 30Alp Hya | 1.9770   | 4100.0 | 71 | 39946 | No |
| 125 | GOM_NL__2PRFIN20091020_184443_000000482083_00313_39946_5056.N1 | 20-OCT-2009 18:44:43 | Dark           | 48.000 | 132 | 15Rho Pup | 2.8030   | 6900.0 | 96 | 39946 | No |
| 126 | GOM_NL__2PRFIN20091020_184711_000000392083_00314_39947_5057.N1 | 20-OCT-2009 18:47:11 | Dark           | 38.500 | 70  | Zet Pup   | 2.2460   | 39000. | 77 | 39947 | No |
| 127 | GOM_NL__2PRFIN20091020_185326_000000362083_00314_39947_5058.N1 | 20-OCT-2009 18:53:26 | Dark           | 36.000 | 2   | Alp Car   | -0.73600 | 7000.0 | 72 | 39947 | No |
| 128 | GOM_NL__2PRFIN20091020_190449_000000342083_00314_39947_5059.N1 | 20-OCT-2009 19:04:49 | Straylight     | 33.500 | 157 | The1Eri   | 2.9060   | 9300.0 | 67 | 39947 | No |
| 129 | GOM_NL__2PRFIN20091020_192527_000000372083_00314_39947_5060.N1 | 20-OCT-2009 19:25:27 | Bright         | 36.500 | 105 | 6Bet Ari  | 2.6450   | 8900.0 | 73 | 39947 | No |
| 130 | GOM_NL__2PRFIN20091020_193017_000000382083_00314_39947_5061.N1 | 20-OCT-2009 19:30:17 | Bright         | 38.000 | 173 | 4Bet Tri  | 3.0040   | 8900.0 | 76 | 39947 | No |
| 131 | GOM_NL__2PRFIN20091020_193214_000000372083_00314_39947_5062.N1 | 20-OCT-2009 19:32:14 | Bright         | 36.500 | 73  | 57Gam1And | 2.2600   | 13100. | 73 | 39947 | No |
| 132 | GOM_NL__2PRFIN20091020_193720_000000382083_00314_39947_5063.N1 | 20-OCT-2009 19:37:20 | Bright         | 38.000 | 160 | 23Gam Per | 2.9300   | 4700.0 | 76 | 39947 | No |
| 133 | GOM_NL__2PRFIN20091020_200424_000000302083_00314_39947_5064.N1 | 20-OCT-2009 20:04:24 | Tw_i_and_stray | 30.000 | 166 | 17Eps Leo | 2.9800   | 6000.0 | 60 | 39947 | No |
| 134 | GOM_NL__2PRFIN20091020_200747_000000292083_00314_39947_5065.N1 | 20-OCT-2009 20:07:47 | Tw_i_and_stray | 29.000 | 22  | 32Alp Leo | 1.3600   | 15200. | 58 | 39947 | No |
| 135 | GOM_NL__2PRFIN20091020_201539_000000362083_00314_39947_5066.N1 | 20-OCT-2009 20:15:39 | Dark           | 35.500 | 48  | 30Alp Hya | 1.9770   | 4100.0 | 71 | 39947 | No |
| 136 | GOM_NL__2PRFIN20091020_202520_000000482083_00314_39947_5067.N1 | 20-OCT-2009 20:25:20 | Dark           | 48.000 | 132 | 15Rho Pup | 2.8030   | 6900.0 | 96 | 39947 | No |
| 137 | GOM_NL__2PRFIN20091020_202748_000000392083_00315_39948_5068.N1 | 20-OCT-2009 20:27:48 | Dark           | 38.500 | 70  | Zet Pup   | 2.2460   | 39000. | 77 | 39948 | No |
| 138 | GOM_NL__2PRFIN20091020_203403_000000362083_00315_39948_5069.N1 | 20-OCT-2009 20:34:03 | Dark           | 36.000 | 2   | Alp Car   | -0.73600 | 7000.0 | 72 | 39948 | No |
| 139 | GOM_NL__2PRFIN20091020_204525_000000342083_00315_39948_5070.N1 | 20-OCT-2009 20:45:25 | Straylight     | 33.500 | 157 | The1Eri   | 2.9060   | 9300.0 | 67 | 39948 | No |
| 140 | GOM_NL__2PRFIN20091020_210603_000000372083_00315_39948_5071.N1 | 20-OCT-2009 21:06:03 | Bright         | 36.500 | 105 | 6Bet Ari  | 2.6450   | 8900.0 | 73 | 39948 | No |
| 141 | GOM_NL__2PRFIN20091020_211053_000000382083_00315_39948_5072.N1 | 20-OCT-2009 21:10:53 | Bright         | 38.000 | 173 | 4Bet Tri  | 3.0040   | 8900.0 | 76 | 39948 | No |
| 142 | GOM_NL__2PRFIN20091020_211250_000000372083_00315_39948_5073.N1 | 20-OCT-2009 21:12:50 | Bright         | 36.500 | 73  | 57Gam1And | 2.2600   | 13100. | 73 | 39948 | No |
| 143 | GOM_NL__2PRFIN20091020_211756_000000382083_00315_39948_5074.N1 | 20-OCT-2009 21:17:56 | Bright         | 38.000 | 160 | 23Gam Per | 2.9300   | 4700.0 | 76 | 39948 | No |
| 144 | GOM_NL__2PRFIN20091020_214500_000000312083_00315_39948_5075.N1 | 20-OCT-2009 21:45:00 | Tw_i_and_stray | 30.500 | 166 | 17Eps Leo | 2.9800   | 6000.0 | 61 | 39948 | No |
| 145 | GOM_NL__2PRFIN20091020_214824_000000292083_00315_39948_5076.N1 | 20-OCT-2009 21:48:24 | Tw_i_and_stray | 29.000 | 22  | 32Alp Leo | 1.3600   | 15200. | 58 | 39948 | No |
| 146 | GOM_NL__2PRFIN20091020_215616_000000362083_00315_39948_5077.N1 | 20-OCT-2009 21:56:16 | Dark           | 35.500 | 48  | 30Alp Hya | 1.9770   | 4100.0 | 71 | 39948 | No |
| 147 | GOM_NL__2PRFIN20091020_220557_000000492083_00315_39948_5078.N1 | 20-OCT-2009 22:05:57 | Dark           | 48.500 | 132 | 15Rho Pup | 2.8030   | 6900.0 | 97 | 39948 | No |
| 148 | GOM_NL__2PRFIN20091020_220825_000000392083_00316_39949_5080.N1 | 20-OCT-2009 22:08:25 | Dark           | 38.500 | 70  | Zet Pup   | 2.2460   | 39000. | 77 | 39949 | No |
| 149 | GOM_NL__2PRFIN20091020_221439_000000372083_00316_39949_5081.N1 | 20-OCT-2009 22:14:39 | Dark           | 37.000 | 2   | Alp Car   | -0.73600 | 7000.0 | 74 | 39949 | No |
| 150 | GOM_NL__2PRFIN20091020_222602_000000342083_00316_39949_5082.N1 | 20-OCT-2009 22:26:02 | Straylight     | 33.500 | 157 | The1Eri   | 2.9060   | 9300.0 | 67 | 39949 | No |
| 151 | GOM_NL__2PRFIN20091020_224638_000000382083_00316_39949_5083.N1 | 20-OCT-2009 22:46:38 | Bright         | 37.500 | 105 | 6Bet Ari  | 2.6450   | 8900.0 | 75 | 39949 | No |
| 152 | GOM_NL__2PRFIN20091020_225128_000000382083_00316_39949_5084.N1 | 20-OCT-2009 22:51:28 | Bright         | 38.000 | 173 | 4Bet Tri  | 3.0040   | 8900.0 | 76 | 39949 | No |
| 153 | GOM_NL__2PRFIN20091020_225325_000000372083_00316_39949_5085.N1 | 20-OCT-2009 22:53:25 | Bright         | 36.500 | 73  | 57Gam1And | 2.2600   | 13100. | 73 | 39949 | No |
| 154 | GOM_NL__2PRFIN20091020_225831_000000382083_00316_39949_5086.N1 | 20-OCT-2009 22:58:31 | Bright         | 38.000 | 160 | 23Gam Per | 2.9300   | 4700.0 | 76 | 39949 | No |
| 155 | GOM_NL__2PRFIN20091020_232536_000000312083_00316_39949_5087.N1 | 20-OCT-2009 23:25:36 | Tw_i_and_stray | 30.500 | 166 | 17Eps Leo | 2.9800   | 6000.0 | 61 | 39949 | No |
| 156 | GOM_NL__2PRFIN20091020_232900_000000302083_00316_39949_5088.N1 | 20-OCT-2009 23:29:00 | Tw_i_and_stray | 29.500 | 22  | 32Alp Leo | 1.3600   | 15200. | 59 | 39949 | No |
| 157 | GOM_NL__2PRFIN20091020_233653_000000362083_00316_39949_5089.N1 | 20-OCT-2009 23:36:53 | Dark           | 35.500 | 48  | 30Alp Hya | 1.9770   | 4100.0 | 71 | 39949 | No |
| 158 | GOM_NL__2PRFIN20091020_234634_000000492083_00316_39949_5090.N1 | 20-OCT-2009 23:46:34 | Dark           | 48.500 | 132 | 15Rho Pup | 2.8030   | 6900.0 | 97 | 39949 | No |
| 159 | GOM_NL__2PRFIN20091020_234902_000000392083_00317_39950_5091.N1 | 20-OCT-2009 23:49:02 | Dark           | 39.000 | 70  | Zet Pup   | 2.2460   | 39000. | 78 | 39950 | No |
| 160 | GOM_NL__2PRFIN20091020_235516_000000372083_00317_39950_5092.N1 | 20-OCT-2009 23:55:16 | Dark           | 36.500 | 2   | Alp Car   | -0.73600 | 7000.0 | 73 | 39950 | No |

### 3. Quality information per product

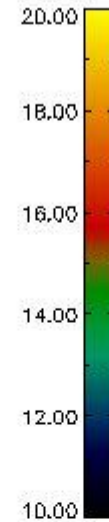
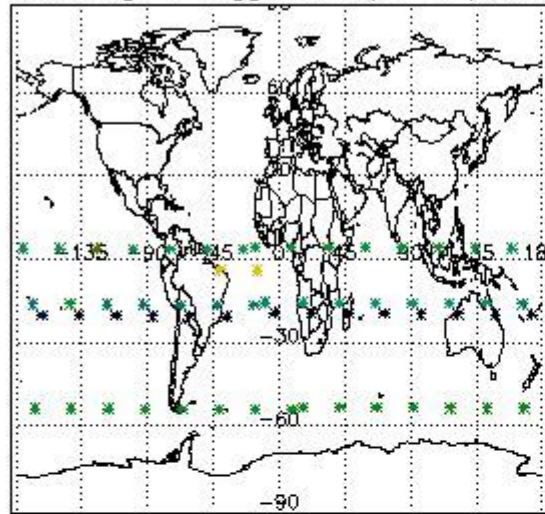
In this section it is plotted some information contained in the Quality Summary data set of the level 2 products. Only products in dark limb conditions and without errors (error flag in the MPH set to "0") are used.

#### 3.1 Plot quality information per product (time dependant)

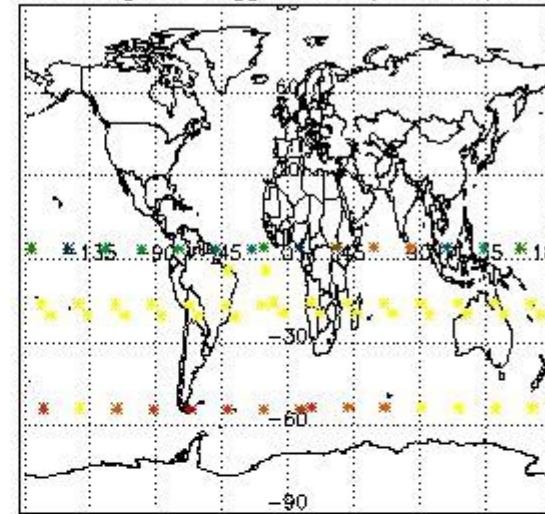


#### 3.2 Plot quality information per product (world map)

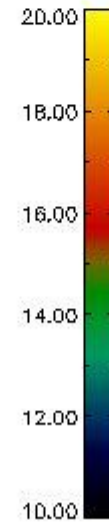
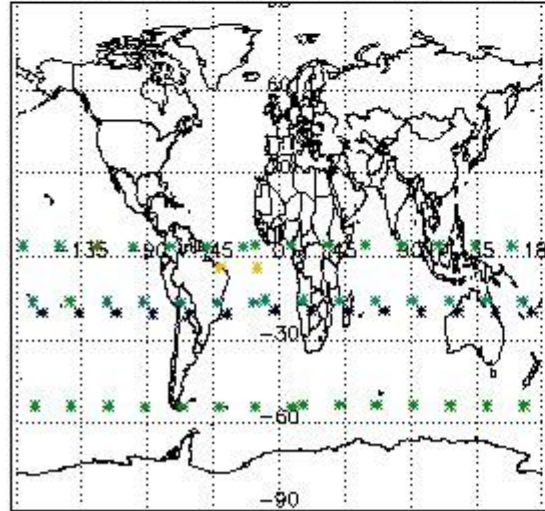
Percentage of flagged data per O3 profile



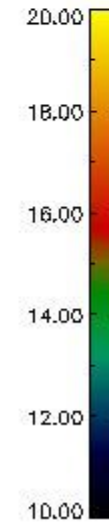
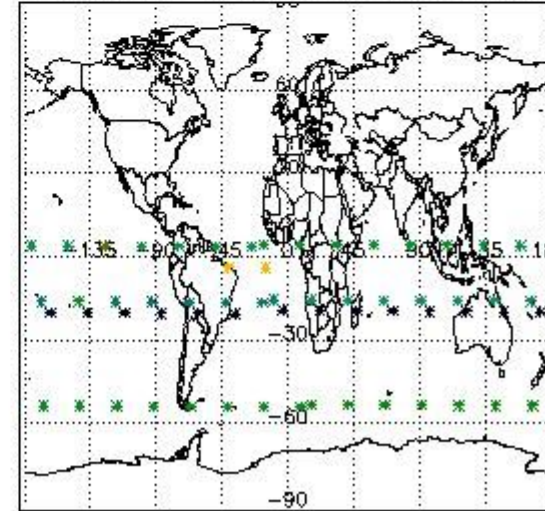
Percentage of flagged data per H2O profile



Percentage of flagged data per NO2 profile



Percentage of flagged data per NO3 profile

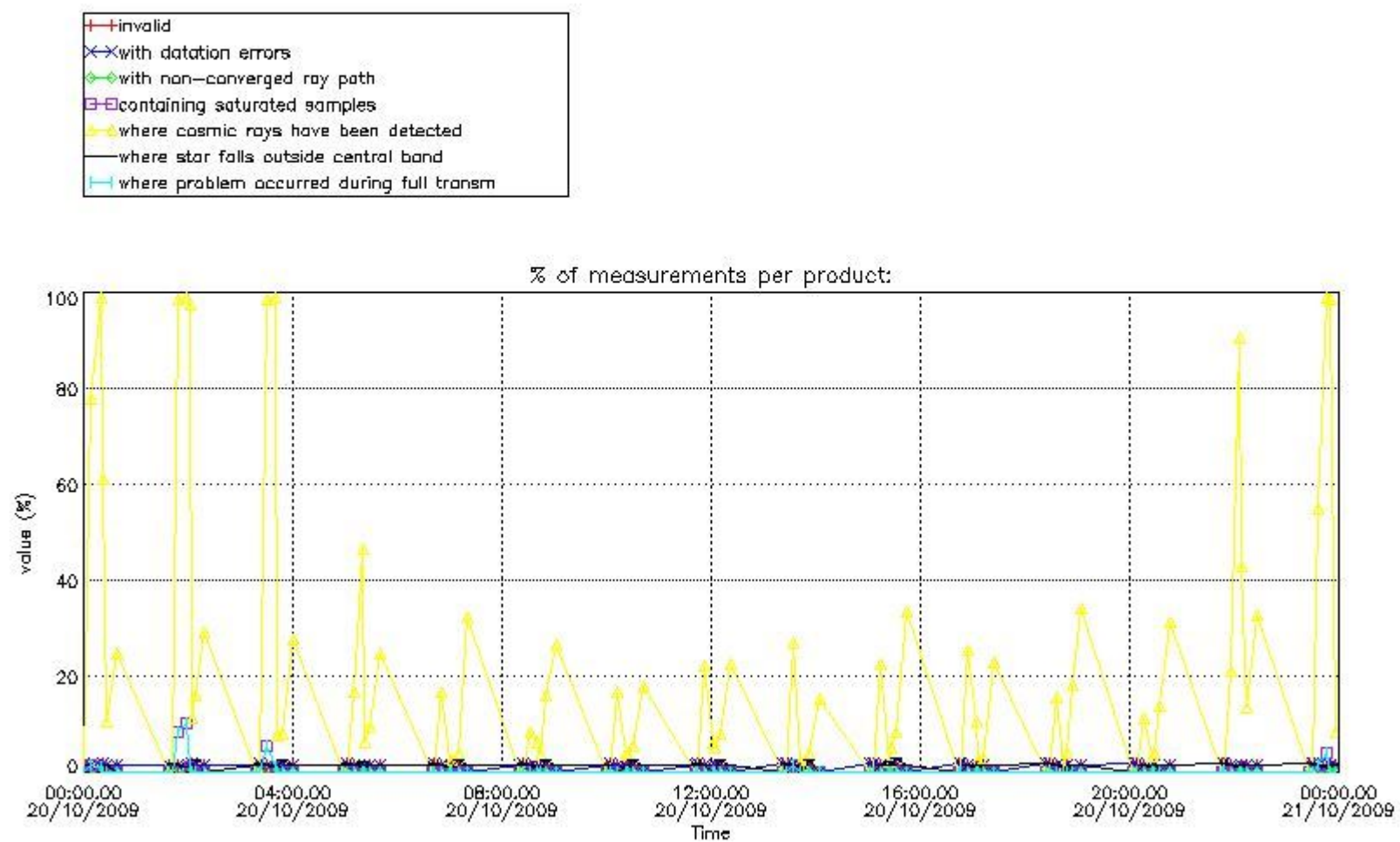


#### 4. Level 1 quality information per product

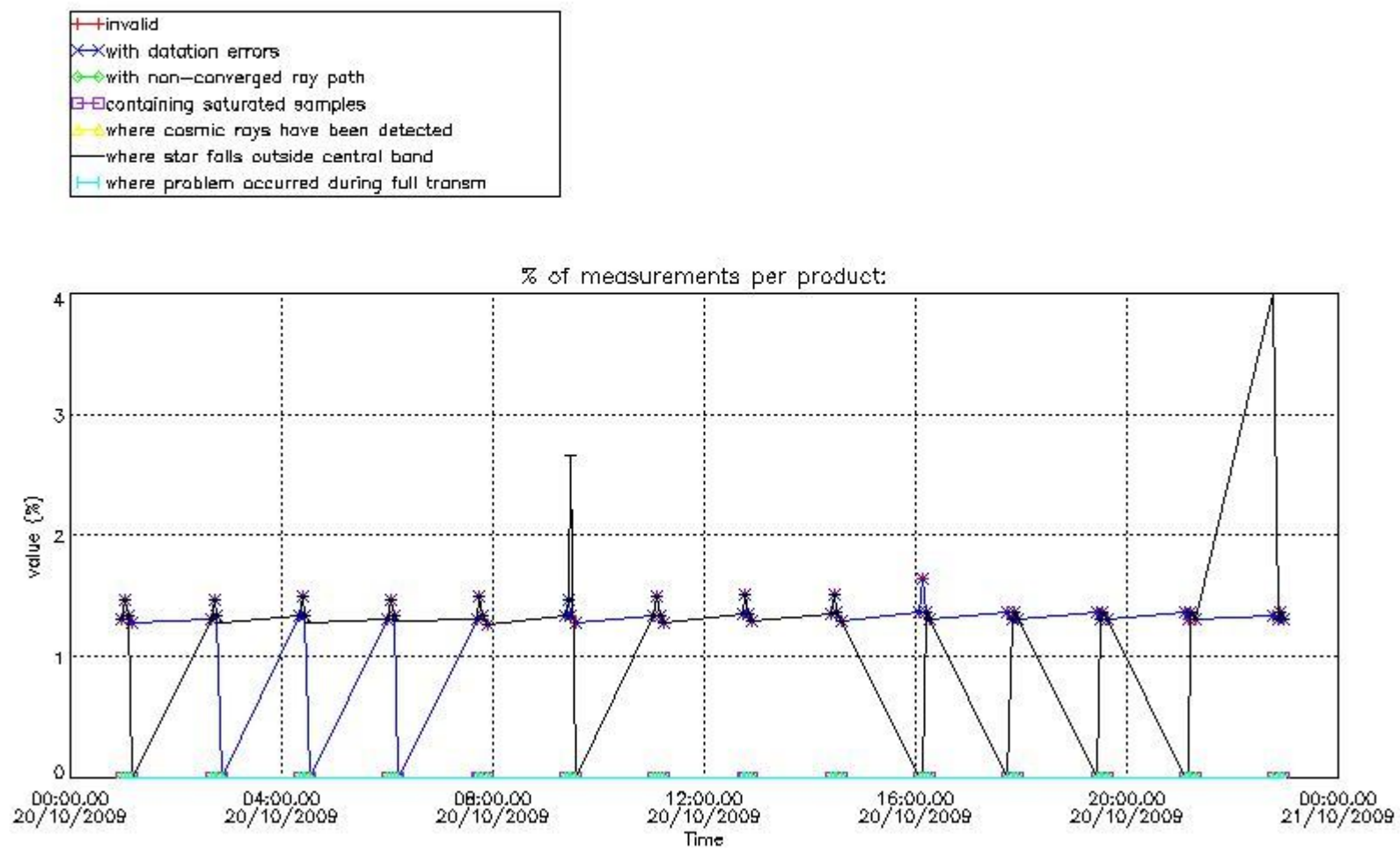
In this section it is plotted some information contained in the Quality Summary data set of the level 2 products that comes from the level 1b processing. Products without errors (error flag in the MPH set to "0") are used.

##### 4.1 Plot quality information per product (time dependant) coming from level 1b processing

##### 4.1.1 Plot level 1 quality information per product (time dependant): ENVISAT ASCENDING passes



4.1.2 Plot level 1 quality information per product (time dependant): ENVI SAT DESCENDING passes

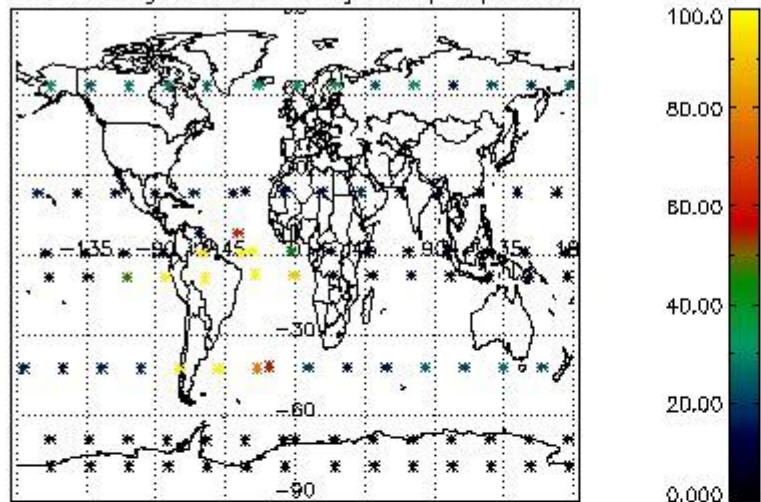


*4.2 Plot quality information per product coming from level 1b processing (world map)*

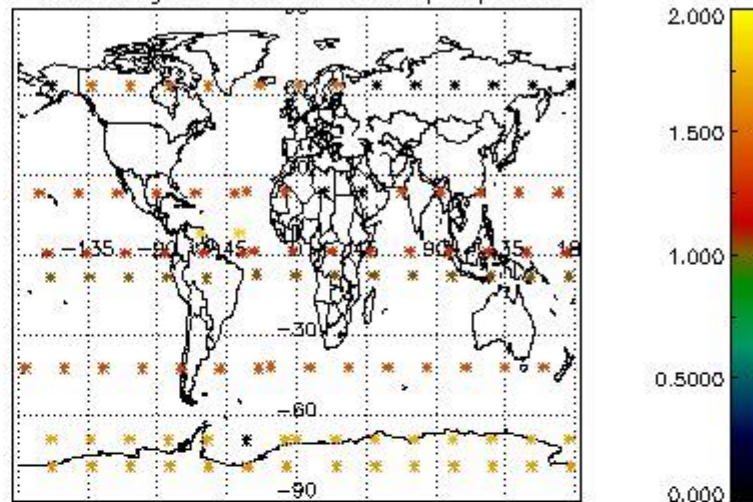
*4.2.1 Plot level 1 quality information per product (world map): ENVISAT ASCENDING passes*



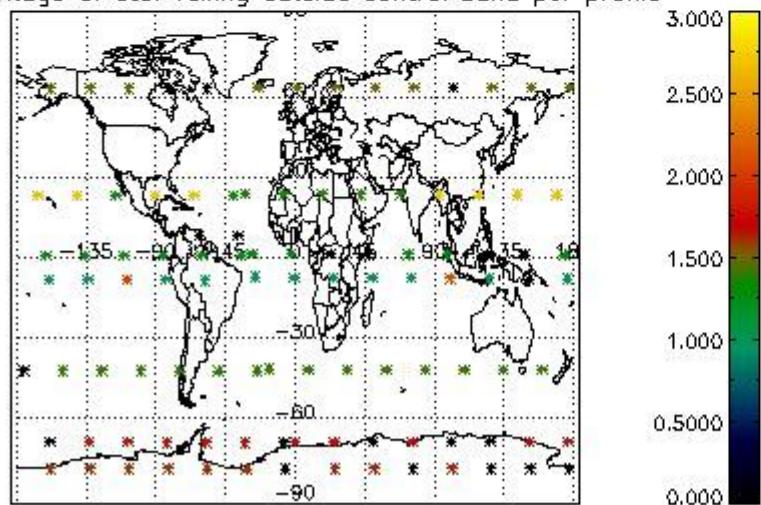
Percentage of cosmic ray hits per profile



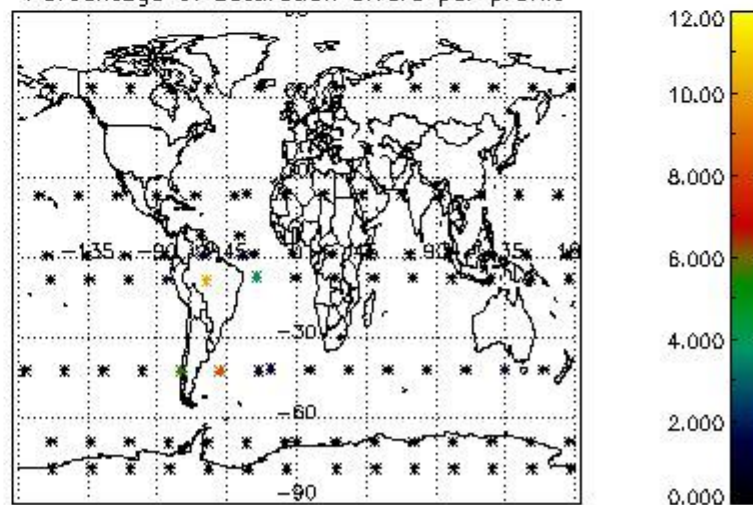
Percentage of datation errors per profile



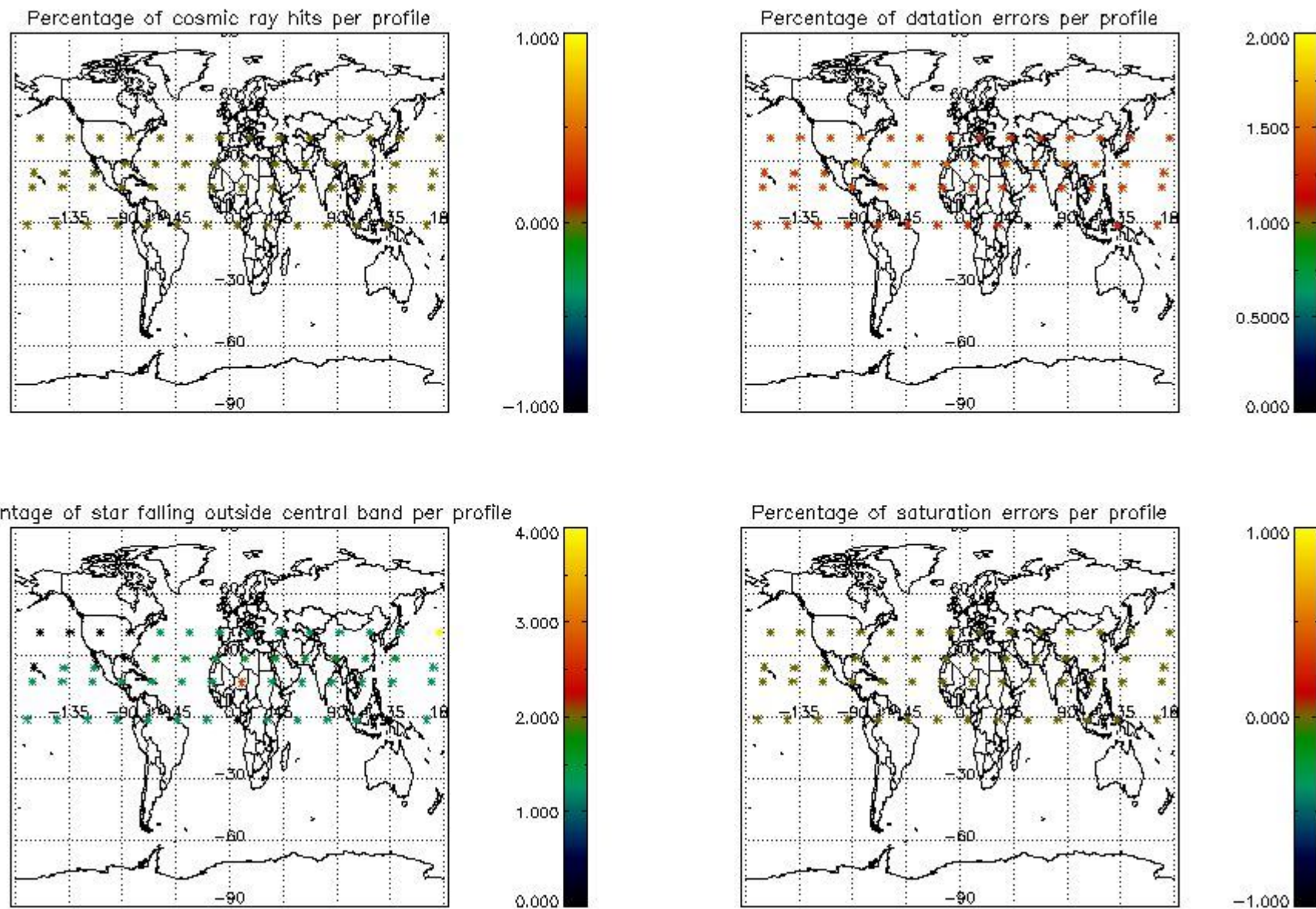
Percentage of star falling outside central band per profile



Percentage of saturation errors per profile



4.2.2 Plot level 1 quality information per product (world map): ENVISAT DESCENDING passes



## 5. Trace gas profiles

### 5.1 Ozone statistics based on quality of products

The final quality of the products can be "measured" using the STD (Standard Deviation) attached to every point profile. This information is written to the parameter GOM\_NL\_\_2P/NL\_LOCAL\_SPECIES\_DENSITY/o3\_std of the level 2 products. The table below shows the statistics for given STD ranges.

The statistics are given with respect to the overall valid production:

- Products without fatal errors: GOM\_NL\_\_2P/MPH/PRODUCT\_ERR=0
- Valid point profile: GOM\_NL\_\_2P/NL\_LOCAL\_SPECIES\_DENSITY/pcd(0)=0

The 'Criteria' is applied to valid points of dark limb products:

- Products in dark limb illumination condition: GOM\_NL\_\_2P/NL\_SUMMARY\_QUALITY/obs\_ill\_cond=0
- Products without fatal errors: GOM\_NL\_\_2P/MPH/PRODUCT\_ERR=0
- Valid point profile: GOM\_NL\_\_2P/NL\_LOCAL\_SPECIES\_DENSITY/pcd(0)=0

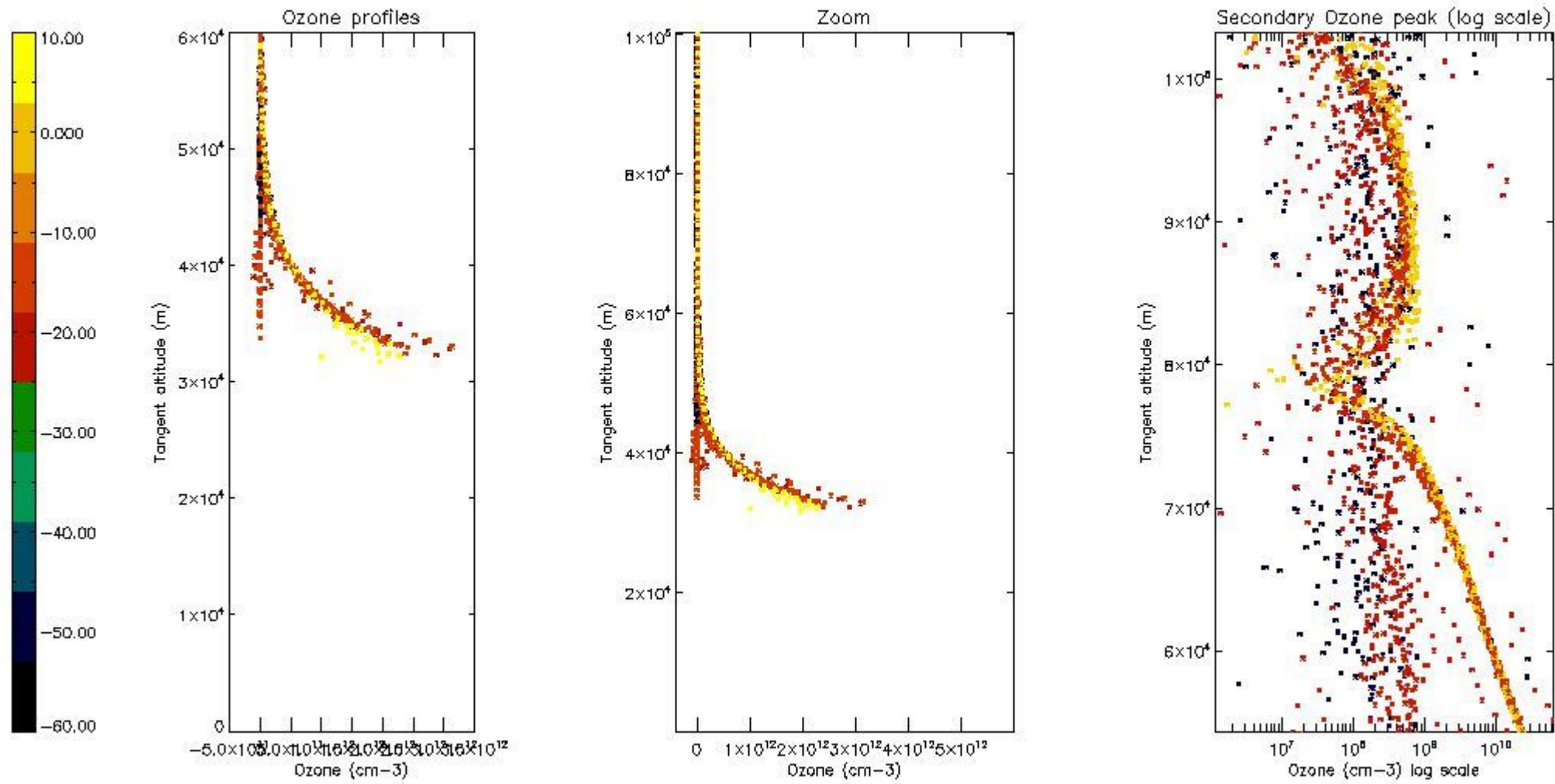
So, the table below shows the percentage of dark limb and valid observations for each criteria with respect to the overall valid daily observations.

| Criteria | % of total production |
|----------|-----------------------|
| All STD  | 42                    |
| STD < 20 | 16                    |

|          |    |
|----------|----|
| STD < 10 | 14 |
| STD < 5  | 10 |

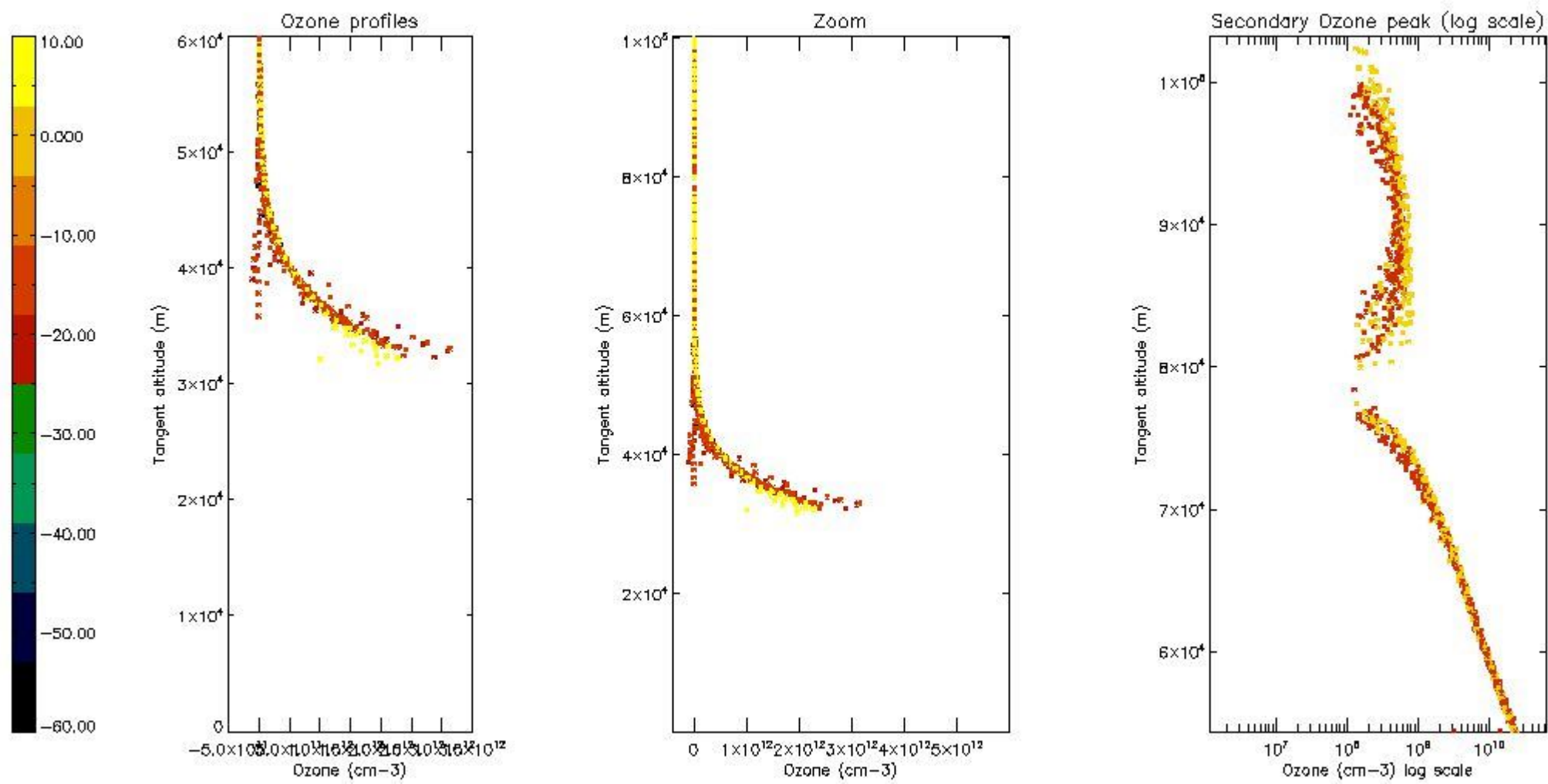
5.2 Plot ozone profiles for all STD (dark without errors)

The colorbar represents the latitude.



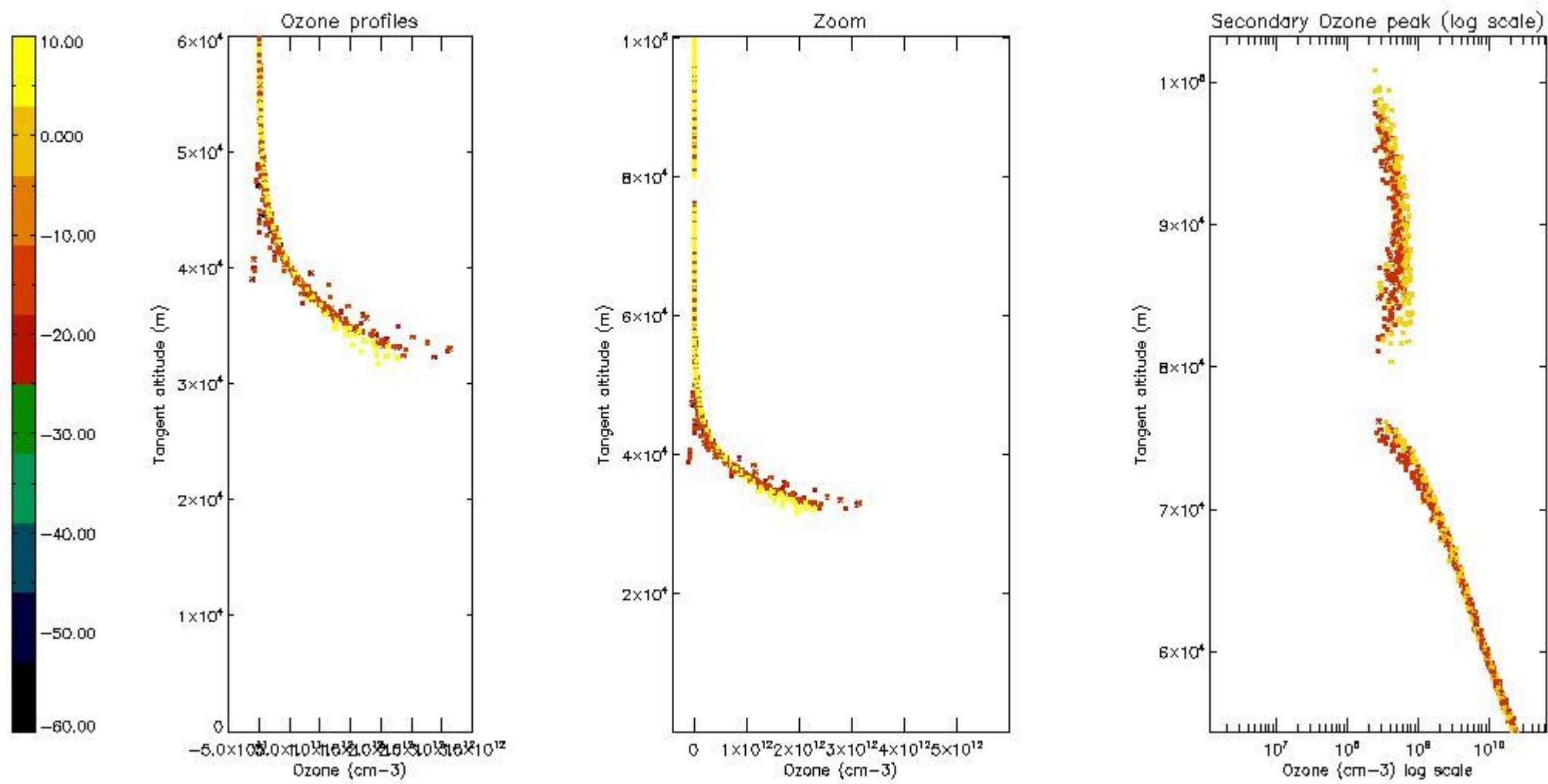
5.3 Plot ozone profiles where STD < 20% (dark without errors)

The colorbar represents the latitude.



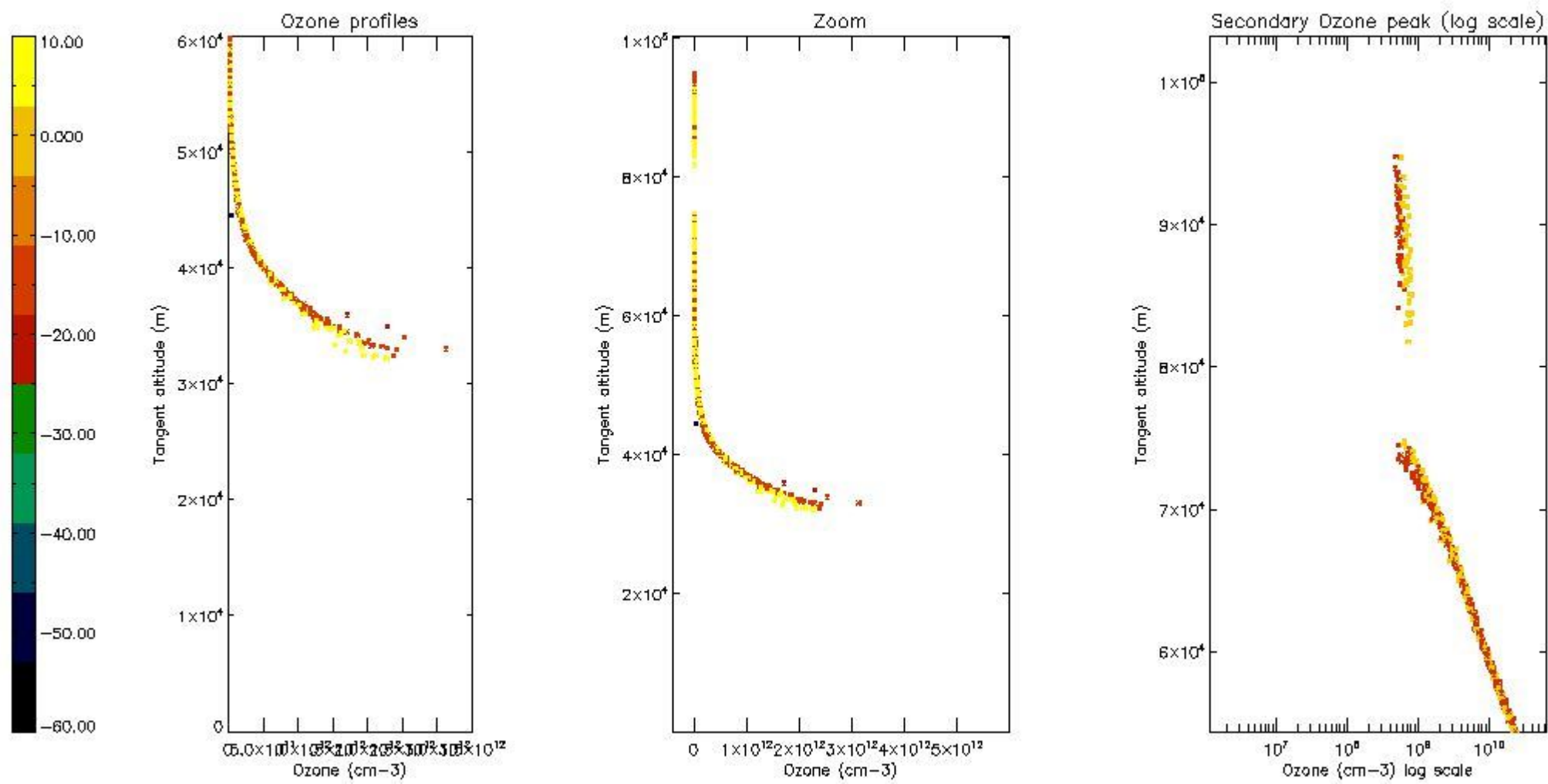
*5.4 Plot ozone profiles where STD < 10% (dark without errors)*

The colorbar represents the latitude.



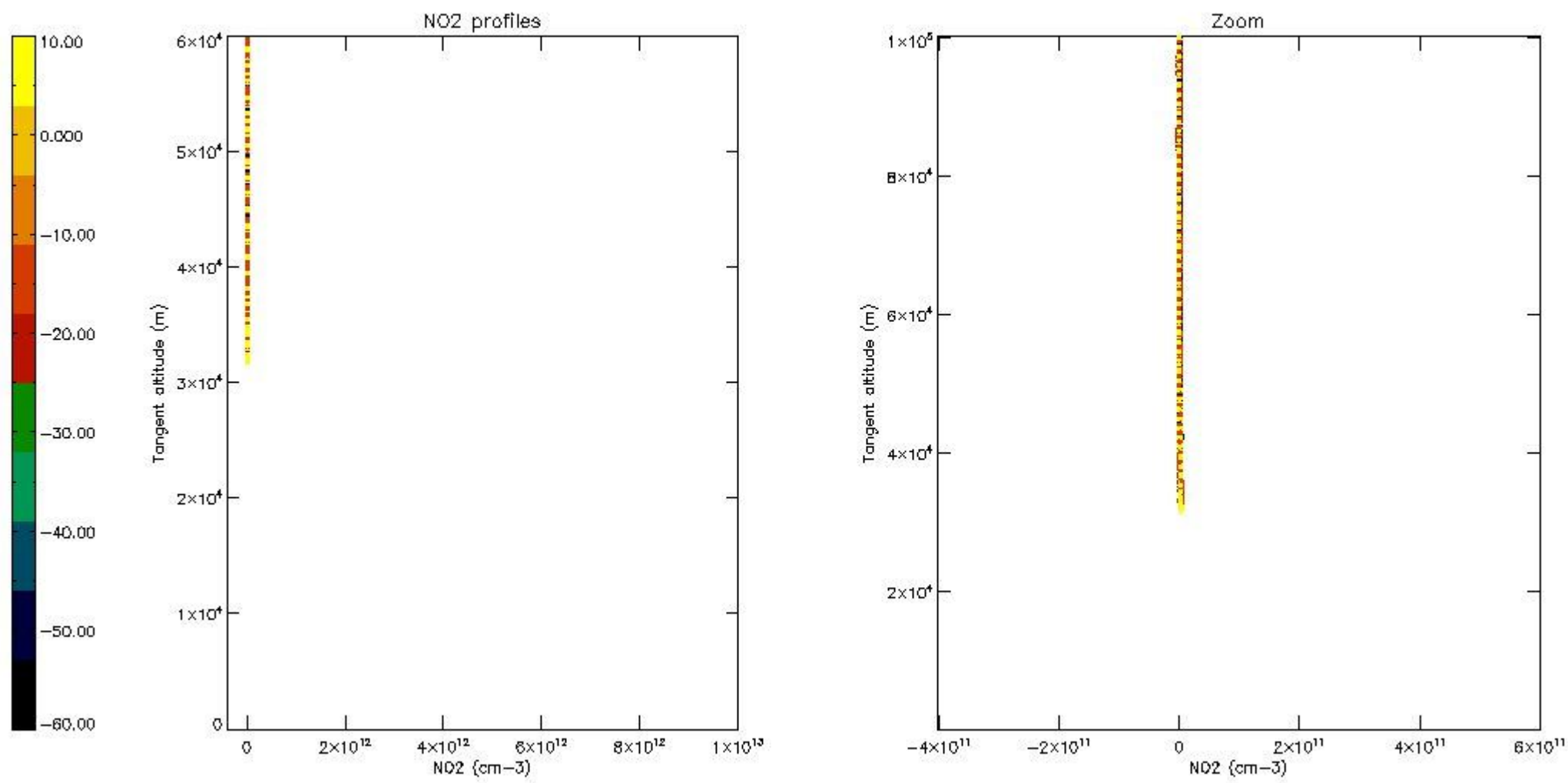
*5.5 Plot ozone profiles where STD < 5% (dark without errors)*

The colorbar represents the latitude.



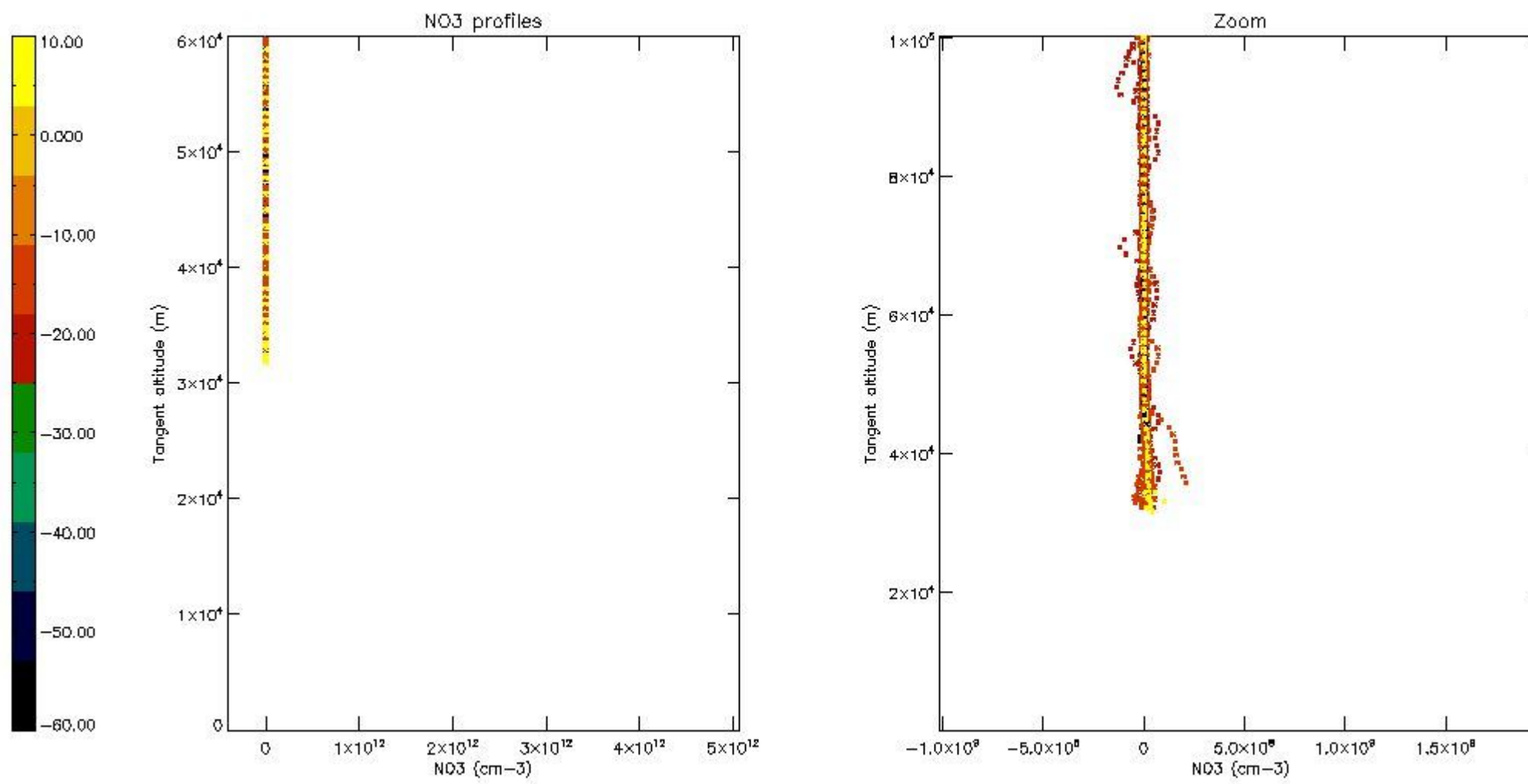
*5.6 Plot NO<sub>2</sub> profiles for all STD (dark without errors)*

The colorbar represents the latitude.



*5.7 Plot NO3 profiles for all STD (dark without errors)*

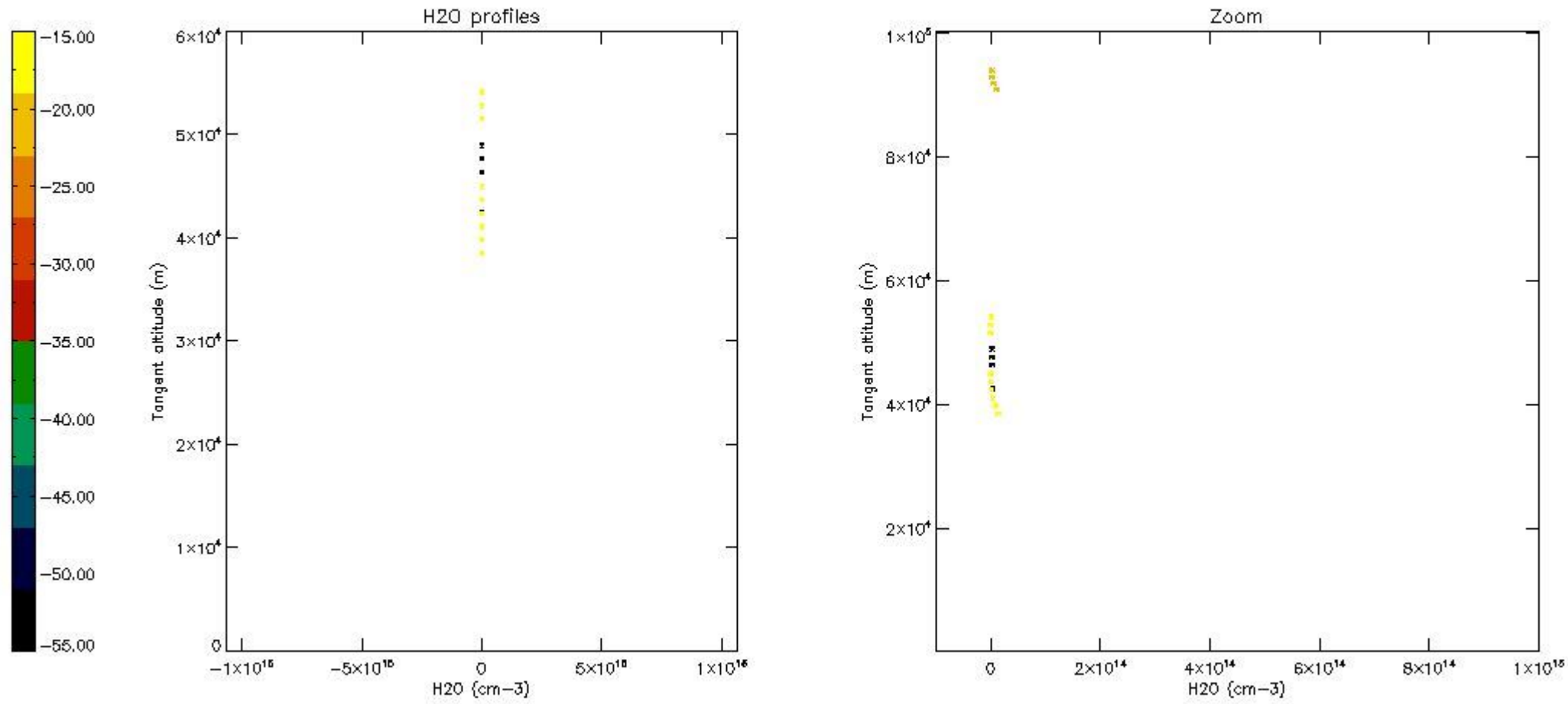
The colorbar represents the latitude.



5.8 Plot H<sub>2</sub>O profiles for all STD (only for occultations of stars 1,2,3,4,13,14,16,26,63 dark without errors)

The colorbar represents the latitude.





## 6. Auxiliary Data Files used for the production reported in section 2

The number reported in the third column indicates since which file (see list in section 2) the corresponding auxiliary file has been used. The fourth column is the date of those product files.

| Type                      | Auxiliary Filename  | Used since product | Used since product date |
|---------------------------|---|--------------------|-------------------------|
| INST_PHYS_CHARACTERISTICS | GOM_INS_AXVIEC20091111_143220_20030716_120000_20500101_000000 | 1                  | 20-OCT-2009 00:00:31    |
| LEVEL-2_PROC_CONFIG       | GOM_PR2_AXVIEC20091111_152718_20020301_000000_20500101_000000 | 1                  | 20-OCT-2009 00:00:31    |
| CROSS_SECTIONS_FILE       | GOM_CRS_AXVIEC20091111_154832_20020301_000000_20500101_000000 | 1                  | 20-OCT-2009 00:00:31    |

# GOMOS Level 2 Daily Report

## SUMMARY

### [1. General Info](#)

### [2. Summary of processed GOM\\_NL\\_2P products](#)

### [3. Level 2 Quality information per product](#)

#### [3.1 Plot of level 2 quality information per product \(time dependant\)](#)

#### [3.2 Plot of level 2 quality information per product \(world map\)](#)

### [4. Level 1 Quality information per product \(stored on level 2 products\)](#)

#### [4.1 Plot of level 1 quality information per product \(time dependant\)](#)

##### [4.1.1 Plot of level 1 quality information per product \(time dependant\): ASCENDING](#)

##### [4.1.2 Plot of level 1 quality information per product \(time dependant\): DESCENDING](#)

#### [4.2 Plot of level 1 quality information per product \(world map\)](#)

##### [4.2.1 Plot of level 1 quality information per product \(world map\): ASCENDING](#)

##### [4.2.2 Plot of level 1 quality information per product \(world map\): DESCENDING](#)

### [5. Ozone profiles based on quality statistics and other trace gas profiles](#)

#### [5.1 Ozone statistics based on quality of products](#)

#### [5.2 Plot ozone profiles for all STD \(dark without errors\)](#)

#### [5.3 Plot ozone profiles where STD < 20% \(dark without errors\)](#)

#### [5.4. Plot ozone profiles where STD < 10% \(dark without errors\)](#)

#### [5.5. Plot ozone profiles where STD < 5% \(dark without errors\)](#)

#### [5.6 Plot NO2 profiles for all STD \(dark without errors\)](#)

#### [5.7 Plot NO3 profiles for all STD \(dark without errors\)](#)

#### [5.8 Plot H2O profiles \(only for occultations of stars 1,2,3,4,13,14,16,26,63 dark without errors\) for all STD](#)

### [6. Auxiliary Data Files used for the production reported in section 2](#)

This report presents the daily analysis on parameters extracted from GOMOS level 2 data (GOM\_NL\_\_2P). It is intended to monitor some important parameters that will impact the quality of these products. A list of level 2 products (and content) that have arrived during the reporting day to the PCF is also given.

| Item                      | Value                           |
|---------------------------|---------------------------------|
| Time of report generation | 26APR2013 13:23:25              |
| Data source version       | GOMOS/6.01                      |
| Start time of products    | 20-10-2009 (20OCT2009 00:00:00) |
| Stop time of products     | 21-10-2009 (21OCT2009 00:00:00) |
| Store outputs in DB       | Yes                             |
| Nb of level 2 prods       | 160                             |
| Nb of prods with errors   | 0                               |

## 2. Summary of processed GOM\_NL\_\_2P products.

| Nr | Filename   | UTC Start time       | Limb       | Duration | Star Id | Star Name | Star Mag | Star Temp | Nb Meas | Orbit | Prod. error |
|----|--|----------------------|------------|----------|---------|-----------|----------|-----------|---------|-------|-------------|
| 1  | GOM_NL__2PRFIN20091020_000031_000000302083_00302_39935_4809.N1 | 20-OCT-2009 00:00:31 | Bright     | 29.500   | 22      | 32Alp Leo | 1.3600   | 15200.    | 59      | 39935 | No          |
| 2  | GOM_NL__2PRFIN20091020_000818_000000362083_00302_39935_4810.N1 | 20-OCT-2009 00:08:18 | Dark       | 36.000   | 48      | 30Alp Hya | 1.9770   | 4100.0    | 72      | 39935 | No          |
| 3  | GOM_NL__2PRFIN20091020_002024_000000402083_00303_39936_4812.N1 | 20-OCT-2009 00:20:24 | Dark       | 39.500   | 70      | Zet Pup   | 2.2460   | 39000.    | 79      | 39936 | No          |
| 4  | GOM_NL__2PRFIN20091020_002232_000000272083_00303_39936_4813.N1 | 20-OCT-2009 00:22:32 | Dark       | 27.000   | 88      | 31Eta CMa | 2.4480   | 20000.    | 54      | 39936 | No          |
| 5  | GOM_NL__2PRFIN20091020_002642_000000382083_00303_39936_4814.N1 | 20-OCT-2009 00:26:42 | Dark       | 37.500   | 2       | Alp Car   | -0.73600 | 7000.0    | 75      | 39936 | No          |
| 6  | GOM_NL__2PRFIN20091020_003808_000000352083_00303_39936_4815.N1 | 20-OCT-2009 00:38:08 | Straylight | 34.500   | 157     | The1Eri   | 2.9060   | 9300.0    | 69      | 39936 | No          |
| 7  | GOM_NL__2PRFIN20091020_005856_000000382083_00303_39936_4816.N1 | 20-OCT-2009 00:58:56 | Bright     | 38.000   | 105     | 6Bet Ari  | 2.6450   | 8900.0    | 76      | 39936 | No          |
| 8  | GOM_NL__2PRFIN20091020_010232_000000342083_00303_39936_4817.N1 | 20-OCT-2009 01:02:32 | Bright     | 34.000   | 53      | 43Bet And | 2.0480   | 3300.0    | 68      | 39936 | No          |
| 9  | GOM_NL__2PRFIN20091020_010544_000000382083_00303_39936_4818.N1 | 20-OCT-2009 01:05:44 | Bright     | 37.500   | 73      | 57Gam1And | 2.2600   | 13100.    | 75      | 39936 | No          |
| 10 | GOM_NL__2PRFIN20091020_011053_000000392083_00303_39936_4819.N1 | 20-OCT-2009 01:10:53 | Bright     | 39.000   | 160     | 23Gam Per | 2.9300   | 4700.0    | 78      | 39936 | No          |
| 11 | GOM_NL__2PRFIN20091020_013745_000000312083_00303_39936_4820.N1 | 20-OCT-2009 01:37:45 | Twilight   | 31.000   | 166     | 17Eps Leo | 2.9800   | 6000.0    | 62      | 39936 | No          |
| 12 | GOM_NL__2PRFIN20091020_014107_000000302083_00303_39936_4821.N1 | 20-OCT-2009 01:41:07 | Bright     | 29.500   | 22      | 32Alp Leo | 1.3600   | 15200.    | 59      | 39936 | No          |
| 13 | GOM_NL__2PRFIN20091020_014855_000000362083_00303_39936_4822.N1 | 20-OCT-2009 01:48:55 | Dark       | 36.000   | 48      | 30Alp Hya | 1.9770   | 4100.0    | 72      | 39936 | No          |
| 14 | GOM_NL__2PRFIN20091020_015828_000000492083_00303_39936_4823.N1 | 20-OCT-2009 01:58:28 | Dark       | 48.500   | 132     | 15Rho Pup | 2.8030   | 6900.0    | 97      | 39936 | No          |
| 15 | GOM_NL__2PRFIN20091020_020101_000000402083_00304_39937_4822.N1 | 20-OCT-2009 02:01:01 | Dark       | 39.500   | 70      | Zet Pup   | 2.2460   | 39000.    | 79      | 39937 | No          |
| 16 | GOM_NL__2PRFIN20091020_020309_000000272083_00304_39937_4823.N1 | 20-OCT-2009 02:03:09 | Dark       | 27.000   | 88      | 31Eta CMa | 2.4480   | 20000.    | 54      | 39937 | No          |
| 17 | GOM_NL__2PRFIN20091020_020719_000000382083_00304_39937_4824.N1 | 20-OCT-2009 02:07:19 | Dark       | 37.500   | 2       | Alp Car   | -0.73600 | 7000.0    | 75      | 39937 | No          |
| 18 | GOM_NL__2PRFIN20091020_021845_000000352083_00304_39937_4825.N1 | 20-OCT-2009 02:18:45 | Straylight | 34.500   | 157     | The1Eri   | 2.9060   | 9300.0    | 69      | 39937 | No          |
| 19 | GOM_NL__2PRFIN20091020_023932_000000382083_00304_39937_4826.N1 | 20-OCT-2009 02:39:32 | Bright     | 38.000   | 105     | 6Bet Ari  | 2.6450   | 8900.0    | 76      | 39937 | No          |
| 20 | GOM_NL__2PRFIN20091020_024308_000000342083_00304_39937_4827.N1 | 20-OCT-2009 02:43:08 | Bright     | 34.000   | 53      | 43Bet And | 2.0480   | 3300.0    | 68      | 39937 | No          |
| 21 | GOM_NL__2PRFIN20091020_024620_000000382083_00304_39937_4828.N1 | 20-OCT-2009 02:46:20 | Bright     | 37.500   | 73      | 57Gam1And | 2.2600   | 13100.    | 75      | 39937 | No          |
| 22 | GOM_NL__2PRFIN20091020_025128_000000392083_00304_39937_4829.N1 | 20-OCT-2009 02:51:28 | Bright     | 39.000   | 160     | 23Gam Per | 2.9300   | 4700.0    | 78      | 39937 | No          |
| 23 | GOM_NL__2PRFIN20091020_031822_000000312083_00304_39937_4830.N1 | 20-OCT-2009 03:18:22 | Twilight   | 31.000   | 166     | 17Eps Leo | 2.9800   | 6000.0    | 62      | 39937 | No          |
| 24 | GOM_NL__2PRFIN20091020_032144_000000302083_00304_39937_4831.N1 | 20-OCT-2009 03:21:44 | Bright     | 30.000   | 22      | 32Alp Leo | 1.3600   | 15200.    | 60      | 39937 | No          |
| 25 | GOM_NL__2PRFIN20091020_032931_000000362083_00304_39937_4832.N1 | 20-OCT-2009 03:29:31 | Dark       | 36.000   | 48      | 30Alp Hya | 1.9770   | 4100.0    | 72      | 39937 | No          |
| 26 | GOM_NL__2PRFIN20091020_033905_000000492083_00304_39937_4833.N1 | 20-OCT-2009 03:39:05 | Dark       | 48.500   | 132     | 15Rho Pup | 2.8030   | 6900.0    | 97      | 39937 | No          |
| 27 | GOM_NL__2PRFIN20091020_034138_000000402083_00305_39938_4832.N1 | 20-OCT-2009 03:41:38 | Dark       | 39.500   | 70      | Zet Pup   | 2.2460   | 39000.    | 79      | 39938 | No          |
| 28 | GOM_NL__2PRFIN20091020_034755_000000382083_00305_39938_4833.N1 | 20-OCT-2009 03:47:55 | Dark       | 37.500   | 2       | Alp Car   | -0.73600 | 7000.0    | 75      | 39938 | No          |
| 29 | GOM_NL__2PRFIN20091020_035922_000000352083_00305_39938_4834.N1 | 20-OCT-2009 03:59:22 | Straylight | 34.500   | 157     | The1Eri   | 2.9060   | 9300.0    | 69      | 39938 | No          |
| 30 | GOM_NL__2PRFIN20091020_042008_000000382083_00305_39938_4835.N1 | 20-OCT-2009 04:20:08 | Bright     | 37.500   | 105     | 6Bet Ari  | 2.6450   | 8900.0    | 75      | 39938 | No          |
| 31 | GOM_NL__2PRFIN20091020_042344_000000342083_00305_39938_4836.N1 | 20-OCT-2009 04:23:44 | Bright     | 33.500   | 53      | 43Bet And | 2.0480   | 3300.0    | 67      | 39938 | No          |
| 32 | GOM_NL__2PRFIN20091020_042655_000000382083_00305_39938_4837.N1 | 20-OCT-2009 04:26:55 | Bright     | 37.500   | 73      | 57Gam1And | 2.2600   | 13100.    | 75      | 39938 | No          |
| 33 | GOM_NL__2PRFIN20091020_043203_000000392083_00305_39938_4838.N1 | 20-OCT-2009 04:32:03 | Bright     | 39.000   | 160     | 23Gam Per | 2.9300   | 4700.0    | 78      | 39938 | No          |
| 34 | GOM_NL__2PRFIN20091020_045858_000000312083_00305_39938_4839.N1 | 20-OCT-2009 04:58:58 | Twilight   | 31.000   | 166     | 17Eps Leo | 2.9800   | 6000.0    | 62      | 39938 | No          |
| 35 | GOM_NL__2PRFIN20091020_050220_000000302083_00305_39938_4840.N1 | 20-OCT-2009 05:02:20 | Bright     | 30.000   | 22      | 32Alp Leo | 1.3600   | 15200.    | 60      | 39938 | No          |
| 36 | GOM_NL__2PRFIN20091020_051009_000000362083_00305_39938_4841.N1 | 20-OCT-2009 05:10:09 | Dark       | 36.000   | 48      | 30Alp Hya | 1.9770   | 4100.0    | 72      | 39938 | No          |
| 37 | GOM_NL__2PRFIN20091020_051943_000000502083_00305_39938_4842.N1 | 20-OCT-2009 05:19:43 | Dark       | 49.500   | 132     | 15Rho Pup | 2.8030   | 6900.0    | 99      | 39938 | No          |
| 38 | GOM_NL__2PRFIN20091020_052215_000000402083_00306_39939_4845.N1 | 20-OCT-2009 05:22:15 | Dark       | 40.000   | 70      | Zet Pup   | 2.2460   | 39000.    | 80      | 39939 | No          |
| 39 | GOM_NL__2PRFIN20091020_052832_000000382083_00306_39939_4846.N1 | 20-OCT-2009 05:28:32 | Dark       | 37.500   | 2       | Alp Car   | -0.73600 | 7000.0    | 75      | 39939 | No          |
| 40 | GOM_NL__2PRFIN20091020_053958_000000352083_00306_39939_4847.N1 | 20-OCT-2009 05:39:58 | Straylight | 34.500   | 157     | The1Eri   | 2.9060   | 9300.0    | 69      | 39939 | No          |
| 41 | GOM_NL__2PRFIN20091020_060043_000000382083_00306_39939_4848.N1 | 20-OCT-2009 06:00:43 | Bright     | 38.000   | 105     | 6Bet Ari  | 2.6450   | 8900.0    | 76      | 39939 | No          |
| 42 | GOM_NL__2PRFIN20091020_060419_000000342083_00306_39939_4849.N1 | 20-OCT-2009 06:04:19 | Bright     | 34.000   | 53      | 43Bet And | 2.0480   | 3300.0    | 68      | 39939 | No          |

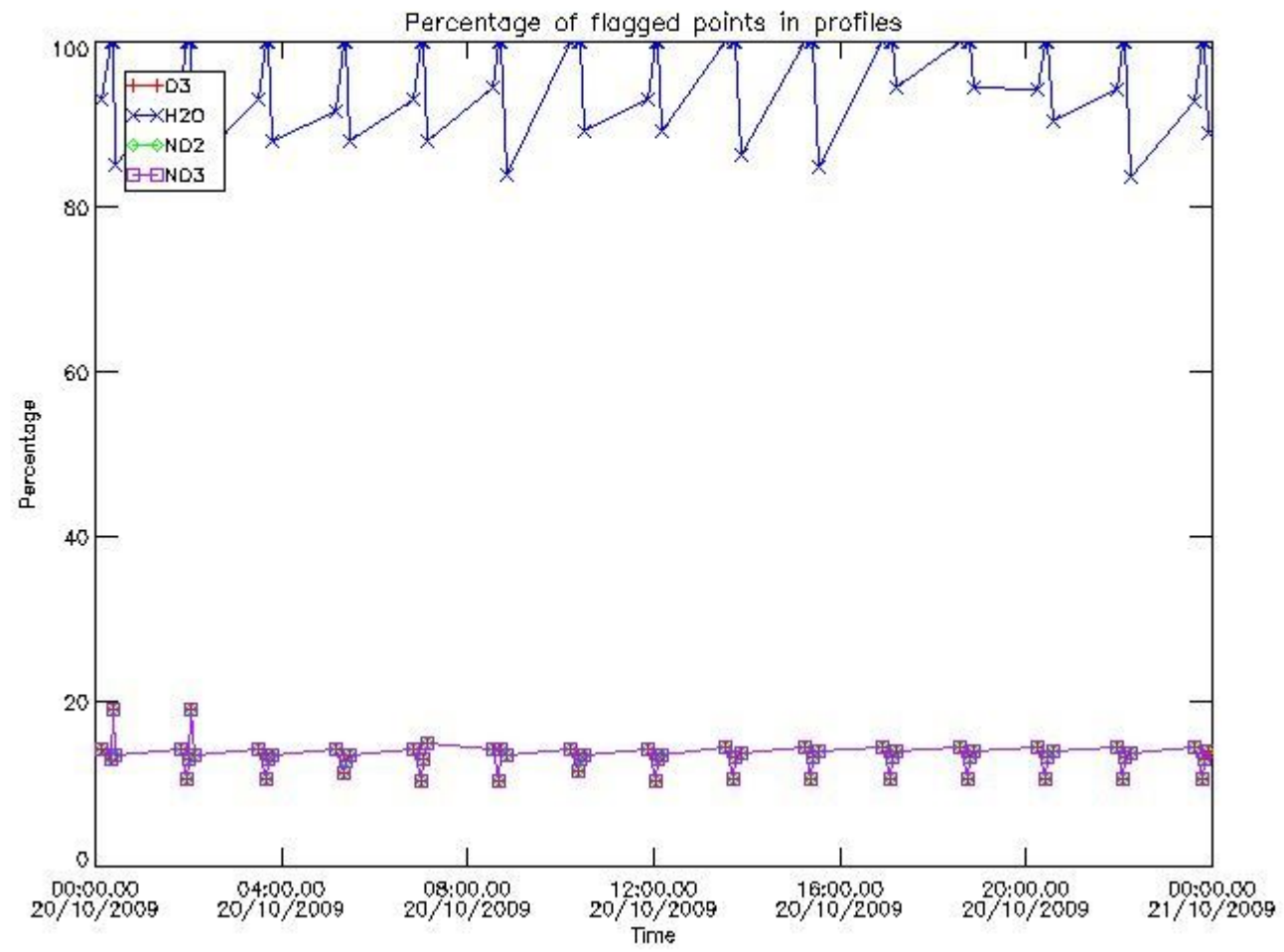
|     |  |                      |                |        |     |           |          |        |    |       |    |
|-----|--|----------------------|----------------|--------|-----|-----------|----------|--------|----|-------|----|
| 43  | GOM_NL__2PRFIN20091020_060731_000000382083_00306_39939_4850.N1 | 20-OCT-2009 06:07:31 | Bright         | 37.500 | 73  | 57Gam1And | 2.2600   | 13100. | 75 | 39939 | No |
| 44  | GOM_NL__2PRFIN20091020_061238_000000392083_00306_39939_4851.N1 | 20-OCT-2009 06:12:38 | Bright         | 38.500 | 160 | 23Gam Per | 2.9300   | 4700.0 | 77 | 39939 | No |
| 45  | GOM_NL__2PRFIN20091020_063934_000000312083_00306_39939_4852.N1 | 20-OCT-2009 06:39:34 | Tw_i_and_stray | 31.000 | 166 | 17Eps Leo | 2.9800   | 6000.0 | 62 | 39939 | No |
| 46  | GOM_NL__2PRFIN20091020_064257_000000302083_00306_39939_4853.N1 | 20-OCT-2009 06:42:57 | Bright         | 30.000 | 22  | 32Alp Leo | 1.3600   | 15200. | 60 | 39939 | No |
| 47  | GOM_NL__2PRFIN20091020_065045_000000362083_00306_39939_4854.N1 | 20-OCT-2009 06:50:45 | Dark           | 36.000 | 48  | 30Alp Hya | 1.9770   | 4100.0 | 72 | 39939 | No |
| 48  | GOM_NL__2PRFIN20091020_070020_000000492083_00306_39939_4855.N1 | 20-OCT-2009 07:00:20 | Dark           | 49.000 | 132 | 15Rho Pup | 2.8030   | 6900.0 | 98 | 39939 | No |
| 49  | GOM_NL__2PRFIN20091020_070252_000000402083_00307_39940_4858.N1 | 20-OCT-2009 07:02:52 | Dark           | 39.500 | 70  | Zet Pup   | 2.2460   | 39000. | 79 | 39940 | No |
| 50  | GOM_NL__2PRFIN20091020_070909_000000382083_00307_39940_4859.N1 | 20-OCT-2009 07:09:09 | Dark           | 37.500 | 2   | Alp Car   | -0.73600 | 7000.0 | 75 | 39940 | No |
| 51  | GOM_NL__2PRFIN20091020_072034_000000342083_00307_39940_4860.N1 | 20-OCT-2009 07:20:34 | Straylight     | 34.000 | 157 | The1Eri   | 2.9060   | 9300.0 | 68 | 39940 | No |
| 52  | GOM_NL__2PRFIN20091020_074119_000000382083_00307_39940_4861.N1 | 20-OCT-2009 07:41:19 | Bright         | 38.000 | 105 | 6Bet Ari  | 2.6450   | 8900.0 | 76 | 39940 | No |
| 53  | GOM_NL__2PRFIN20091020_074455_000000342083_00307_39940_4862.N1 | 20-OCT-2009 07:44:55 | Bright         | 33.500 | 53  | 43Bet And | 2.0480   | 3300.0 | 67 | 39940 | No |
| 54  | GOM_NL__2PRFIN20091020_074806_000000382083_00307_39940_4863.N1 | 20-OCT-2009 07:48:06 | Bright         | 37.500 | 73  | 57Gam1And | 2.2600   | 13100. | 75 | 39940 | No |
| 55  | GOM_NL__2PRFIN20091020_075314_000000402083_00307_39940_4864.N1 | 20-OCT-2009 07:53:14 | Bright         | 39.500 | 160 | 23Gam Per | 2.9300   | 4700.0 | 79 | 39940 | No |
| 56  | GOM_NL__2PRFIN20091020_082010_000000312083_00307_39940_4865.N1 | 20-OCT-2009 08:20:10 | Tw_i_and_stray | 31.000 | 166 | 17Eps Leo | 2.9800   | 6000.0 | 62 | 39940 | No |
| 57  | GOM_NL__2PRFIN20091020_082333_000000302083_00307_39940_4866.N1 | 20-OCT-2009 08:23:33 | Bright         | 30.000 | 22  | 32Alp Leo | 1.3600   | 15200. | 60 | 39940 | No |
| 58  | GOM_NL__2PRFIN20091020_083122_000000362083_00307_39940_4867.N1 | 20-OCT-2009 08:31:22 | Dark           | 36.000 | 48  | 30Alp Hya | 1.9770   | 4100.0 | 72 | 39940 | No |
| 59  | GOM_NL__2PRFIN20091020_084058_000000492083_00307_39940_4868.N1 | 20-OCT-2009 08:40:58 | Dark           | 49.000 | 132 | 15Rho Pup | 2.8030   | 6900.0 | 98 | 39940 | No |
| 60  | GOM_NL__2PRFIN20091020_084329_000000402083_00308_39941_4869.N1 | 20-OCT-2009 08:43:29 | Dark           | 39.500 | 70  | Zet Pup   | 2.2460   | 39000. | 79 | 39941 | No |
| 61  | GOM_NL__2PRFIN20091020_084946_000000382083_00308_39941_4870.N1 | 20-OCT-2009 08:49:46 | Dark           | 37.500 | 2   | Alp Car   | -0.73600 | 7000.0 | 75 | 39941 | No |
| 62  | GOM_NL__2PRFIN20091020_090111_000000342083_00308_39941_4871.N1 | 20-OCT-2009 09:01:11 | Straylight     | 34.000 | 157 | The1Eri   | 2.9060   | 9300.0 | 68 | 39941 | No |
| 63  | GOM_NL__2PRFIN20091020_092154_000000382083_00308_39941_4872.N1 | 20-OCT-2009 09:21:54 | Bright         | 37.500 | 105 | 6Bet Ari  | 2.6450   | 8900.0 | 75 | 39941 | No |
| 64  | GOM_NL__2PRFIN20091020_092531_000000342083_00308_39941_4873.N1 | 20-OCT-2009 09:25:31 | Bright         | 34.000 | 53  | 43Bet And | 2.0480   | 3300.0 | 68 | 39941 | No |
| 65  | GOM_NL__2PRFIN20091020_092842_000000382083_00308_39941_4874.N1 | 20-OCT-2009 09:28:42 | Bright         | 37.500 | 73  | 57Gam1And | 2.2600   | 13100. | 75 | 39941 | No |
| 66  | GOM_NL__2PRFIN20091020_093349_000000392083_00308_39941_4875.N1 | 20-OCT-2009 09:33:49 | Bright         | 39.000 | 160 | 23Gam Per | 2.9300   | 4700.0 | 78 | 39941 | No |
| 67  | GOM_NL__2PRFIN20091020_100047_000000312083_00308_39941_4876.N1 | 20-OCT-2009 10:00:47 | Tw_i_and_stray | 31.000 | 166 | 17Eps Leo | 2.9800   | 6000.0 | 62 | 39941 | No |
| 68  | GOM_NL__2PRFIN20091020_100410_000000302083_00308_39941_4877.N1 | 20-OCT-2009 10:04:10 | Bright         | 29.500 | 22  | 32Alp Leo | 1.3600   | 15200. | 59 | 39941 | No |
| 69  | GOM_NL__2PRFIN20091020_101159_000000362083_00308_39941_4878.N1 | 20-OCT-2009 10:11:59 | Dark           | 36.000 | 48  | 30Alp Hya | 1.9770   | 4100.0 | 72 | 39941 | No |
| 70  | GOM_NL__2PRFIN20091020_102135_000000492083_00308_39941_4879.N1 | 20-OCT-2009 10:21:35 | Dark           | 48.500 | 132 | 15Rho Pup | 2.8030   | 6900.0 | 97 | 39941 | No |
| 71  | GOM_NL__2PRFIN20091020_102406_000000402083_00309_39942_4901.N1 | 20-OCT-2009 10:24:06 | Dark           | 39.500 | 70  | Zet Pup   | 2.2460   | 39000. | 79 | 39942 | No |
| 72  | GOM_NL__2PRFIN20091020_103022_000000382083_00309_39942_4902.N1 | 20-OCT-2009 10:30:22 | Dark           | 37.500 | 2   | Alp Car   | -0.73600 | 7000.0 | 75 | 39942 | No |
| 73  | GOM_NL__2PRFIN20091020_104147_000000342083_00309_39942_4903.N1 | 20-OCT-2009 10:41:47 | Straylight     | 33.500 | 157 | The1Eri   | 2.9060   | 9300.0 | 67 | 39942 | No |
| 74  | GOM_NL__2PRFIN20091020_110229_000000382083_00309_39942_4904.N1 | 20-OCT-2009 11:02:29 | Bright         | 37.500 | 105 | 6Bet Ari  | 2.6450   | 8900.0 | 75 | 39942 | No |
| 75  | GOM_NL__2PRFIN20091020_110607_000000342083_00309_39942_4905.N1 | 20-OCT-2009 11:06:07 | Bright         | 33.500 | 53  | 43Bet And | 2.0480   | 3300.0 | 67 | 39942 | No |
| 76  | GOM_NL__2PRFIN20091020_110917_000000382083_00309_39942_4906.N1 | 20-OCT-2009 11:09:17 | Bright         | 37.500 | 73  | 57Gam1And | 2.2600   | 13100. | 75 | 39942 | No |
| 77  | GOM_NL__2PRFIN20091020_111424_000000392083_00309_39942_4907.N1 | 20-OCT-2009 11:14:24 | Bright         | 39.000 | 160 | 23Gam Per | 2.9300   | 4700.0 | 78 | 39942 | No |
| 78  | GOM_NL__2PRFIN20091020_114123_000000312083_00309_39942_4908.N1 | 20-OCT-2009 11:41:23 | Tw_i_and_stray | 31.000 | 166 | 17Eps Leo | 2.9800   | 6000.0 | 62 | 39942 | No |
| 79  | GOM_NL__2PRFIN20091020_114446_000000302083_00309_39942_4909.N1 | 20-OCT-2009 11:44:46 | Bright         | 30.000 | 22  | 32Alp Leo | 1.3600   | 15200. | 60 | 39942 | No |
| 80  | GOM_NL__2PRFIN20091020_115236_000000362083_00309_39942_4910.N1 | 20-OCT-2009 11:52:36 | Dark           | 36.000 | 48  | 30Alp Hya | 1.9770   | 4100.0 | 72 | 39942 | No |
| 81  | GOM_NL__2PRFIN20091020_120212_000000492083_00309_39942_4911.N1 | 20-OCT-2009 12:02:12 | Dark           | 49.000 | 132 | 15Rho Pup | 2.8030   | 6900.0 | 98 | 39942 | No |
| 82  | GOM_NL__2PRFIN20091020_120443_000000392083_00310_39943_4933.N1 | 20-OCT-2009 12:04:43 | Dark           | 39.000 | 70  | Zet Pup   | 2.2460   | 39000. | 78 | 39943 | No |
| 83  | GOM_NL__2PRFIN20091020_121059_000000382083_00310_39943_4934.N1 | 20-OCT-2009 12:10:59 | Dark           | 37.500 | 2   | Alp Car   | -0.73600 | 7000.0 | 75 | 39943 | No |
| 84  | GOM_NL__2PRFIN20091020_122223_000000342083_00310_39943_4935.N1 | 20-OCT-2009 12:22:23 | Straylight     | 33.500 | 157 | The1Eri   | 2.9060   | 9300.0 | 67 | 39943 | No |
| 85  | GOM_NL__2PRFIN20091020_124305_000000372083_00310_39943_4936.N1 | 20-OCT-2009 12:43:05 | Bright         | 37.000 | 105 | 6Bet Ari  | 2.6450   | 8900.0 | 74 | 39943 | No |
| 86  | GOM_NL__2PRFIN20091020_124642_000000332083_00310_39943_4937.N1 | 20-OCT-2009 12:46:42 | Bright         | 33.000 | 53  | 43Bet And | 2.0480   | 3300.0 | 66 | 39943 | No |
| 87  | GOM_NL__2PRFIN20091020_124952_000000372083_00310_39943_4938.N1 | 20-OCT-2009 12:49:52 | Bright         | 37.000 | 73  | 57Gam1And | 2.2600   | 13100. | 74 | 39943 | No |
| 88  | GOM_NL__2PRFIN20091020_125459_000000392083_00310_39943_4939.N1 | 20-OCT-2009 12:54:59 | Bright         | 38.500 | 160 | 23Gam Per | 2.9300   | 4700.0 | 77 | 39943 | No |
| 89  | GOM_NL__2PRFIN20091020_132159_000000312083_00310_39943_4940.N1 | 20-OCT-2009 13:21:59 | Tw_i_and_stray | 30.500 | 166 | 17Eps Leo | 2.9800   | 6000.0 | 61 | 39943 | No |
| 90  | GOM_NL__2PRFIN20091020_132522_000000302083_00310_39943_4941.N1 | 20-OCT-2009 13:25:22 | Bright         | 29.500 | 22  | 32Alp Leo | 1.3600   | 15200. | 59 | 39943 | No |
| 91  | GOM_NL__2PRFIN20091020_133312_000000362083_00310_39943_4942.N1 | 20-OCT-2009 13:33:12 | Dark           | 35.500 | 48  | 30Alp Hya | 1.9770   | 4100.0 | 71 | 39943 | No |
| 92  | GOM_NL__2PRFIN20091020_134250_000000482083_00310_39943_4943.N1 | 20-OCT-2009 13:42:50 | Dark           | 48.000 | 132 | 15Rho Pup | 2.8030   | 6900.0 | 96 | 39943 | No |
| 93  | GOM_NL__2PRFIN20091020_134520_000000392083_00311_39944_4990.N1 | 20-OCT-2009 13:45:20 | Dark           | 38.500 | 70  | Zet Pup   | 2.2460   | 39000. | 77 | 39944 | No |
| 94  | GOM_NL__2PRFIN20091020_135136_000000372083_00311_39944_4991.N1 | 20-OCT-2009 13:51:36 | Dark           | 37.000 | 2   | Alp Car   | -0.73600 | 7000.0 | 74 | 39944 | No |
| 95  | GOM_NL__2PRFIN20091020_140300_000000332083_00311_39944_4992.N1 | 20-OCT-2009 14:03:00 | Straylight     | 33.000 | 157 | The1Eri   | 2.9060   | 9300.0 | 66 | 39944 | No |
| 96  | GOM_NL__2PRFIN20091020_142341_000000372083_00311_39944_4993.N1 | 20-OCT-2009 14:23:41 | Bright         | 37.000 | 105 | 6Bet Ari  | 2.6450   | 8900.0 | 74 | 39944 | No |
| 97  | GOM_NL__2PRFIN20091020_142718_000000332083_00311_39944_4994.N1 | 20-OCT-2009 14:27:18 | Bright         | 33.000 | 53  | 43Bet And | 2.0480   | 3300.0 | 66 | 39944 | No |
| 98  | GOM_NL__2PRFIN20091020_143028_000000372083_00311_39944_4995.N1 | 20-OCT-2009 14:30:28 | Bright         | 36.500 | 73  | 57Gam1And | 2.2600   | 13100. | 73 | 39944 | No |
| 99  | GOM_NL__2PRFIN20091020_143534_000000392083_00311_39944_4996.N1 | 20-OCT-2009 14:35:34 | Bright         | 38.500 | 160 | 23Gam Per | 2.9300   | 4700.0 | 77 | 39944 | No |
| 100 | GOM_NL__2PRFIN20091020_150235_000000302083_00311_39944_4997.N1 | 20-OCT-2009 15:02:35 | Tw_i_and_stray | 30.000 | 166 | 17Eps Leo | 2.9800   | 6000.0 | 60 | 39944 | No |
| 101 | GOM_NL__2PRFIN20091020_150559_000000292083_00311_39944_4998.N1 | 20-OCT-2009 15:05:59 | Tw_i_and_stray | 28.500 | 22  | 32Alp Leo | 1.3600   | 15200. | 57 | 39944 | No |

|     |  |                      |                |        |     |           |          |        |    |       |    |
|-----|--|----------------------|----------------|--------|-----|-----------|----------|--------|----|-------|----|
| 102 | GOM_NL__2PRFIN20091020_151349_000000362083_00311_39944_4999.N1 | 20-OCT-2009 15:13:49 | Dark           | 35.500 | 48  | 30Alp Hya | 1.9770   | 4100.0 | 71 | 39944 | No |
| 103 | GOM_NL__2PRFIN20091020_152327_000000482083_00311_39944_5000.N1 | 20-OCT-2009 15:23:27 | Dark           | 48.000 | 132 | 15Rho Pup | 2.8030   | 6900.0 | 96 | 39944 | No |
| 104 | GOM_NL__2PRFIN20091020_152557_000000392083_00312_39945_5016.N1 | 20-OCT-2009 15:25:57 | Dark           | 38.500 | 70  | Zet Pup   | 2.2460   | 39000. | 77 | 39945 | No |
| 105 | GOM_NL__2PRFIN20091020_153213_000000372083_00312_39945_5017.N1 | 20-OCT-2009 15:32:13 | Dark           | 36.500 | 2   | Alp Car   | -0.73600 | 7000.0 | 73 | 39945 | No |
| 106 | GOM_NL__2PRFIN20091020_154336_000000332083_00312_39945_5018.N1 | 20-OCT-2009 15:43:36 | Straylight     | 33.000 | 157 | The1Eri   | 2.9060   | 9300.0 | 66 | 39945 | No |
| 107 | GOM_NL__2PRFIN20091020_160416_000000372083_00312_39945_5019.N1 | 20-OCT-2009 16:04:16 | Bright         | 36.500 | 105 | 6Bet Ari  | 2.6450   | 8900.0 | 73 | 39945 | No |
| 108 | GOM_NL__2PRFIN20091020_160756_000000312083_00312_39945_5020.N1 | 20-OCT-2009 16:07:56 | Bright         | 30.500 | 53  | 43Bet And | 2.0480   | 3300.0 | 61 | 39945 | No |
| 109 | GOM_NL__2PRFIN20091020_161103_000000372083_00312_39945_5021.N1 | 20-OCT-2009 16:11:03 | Bright         | 36.500 | 73  | 57Gam1And | 2.2600   | 13100. | 73 | 39945 | No |
| 110 | GOM_NL__2PRFIN20091020_161610_000000382083_00312_39945_5022.N1 | 20-OCT-2009 16:16:10 | Bright         | 38.000 | 160 | 23Gam Per | 2.9300   | 4700.0 | 76 | 39945 | No |
| 111 | GOM_NL__2PRFIN20091020_164311_000000302083_00312_39945_5023.N1 | 20-OCT-2009 16:43:11 | Tw_i_and_stray | 30.000 | 166 | 17Eps Leo | 2.9800   | 6000.0 | 60 | 39945 | No |
| 112 | GOM_NL__2PRFIN20091020_164635_000000292083_00312_39945_5024.N1 | 20-OCT-2009 16:46:35 | Tw_i_and_stray | 28.500 | 22  | 32Alp Leo | 1.3600   | 15200. | 57 | 39945 | No |
| 113 | GOM_NL__2PRFIN20091020_165426_000000362083_00312_39945_5025.N1 | 20-OCT-2009 16:54:26 | Dark           | 35.500 | 48  | 30Alp Hya | 1.9770   | 4100.0 | 71 | 39945 | No |
| 114 | GOM_NL__2PRFIN20091020_170405_000000482083_00312_39945_5026.N1 | 20-OCT-2009 17:04:05 | Dark           | 48.000 | 132 | 15Rho Pup | 2.8030   | 6900.0 | 96 | 39945 | No |
| 115 | GOM_NL__2PRFIN20091020_170634_000000392083_00313_39946_5046.N1 | 20-OCT-2009 17:06:34 | Dark           | 38.500 | 70  | Zet Pup   | 2.2460   | 39000. | 77 | 39946 | No |
| 116 | GOM_NL__2PRFIN20091020_171249_000000372083_00313_39946_5047.N1 | 20-OCT-2009 17:12:49 | Dark           | 36.500 | 2   | Alp Car   | -0.73600 | 7000.0 | 73 | 39946 | No |
| 117 | GOM_NL__2PRFIN20091020_172413_000000332083_00313_39946_5048.N1 | 20-OCT-2009 17:24:13 | Straylight     | 33.000 | 157 | The1Eri   | 2.9060   | 9300.0 | 66 | 39946 | No |
| 118 | GOM_NL__2PRFIN20091020_174452_000000372083_00313_39946_5049.N1 | 20-OCT-2009 17:44:52 | Bright         | 36.500 | 105 | 6Bet Ari  | 2.6450   | 8900.0 | 73 | 39946 | No |
| 119 | GOM_NL__2PRFIN20091020_174942_000000382083_00313_39946_5050.N1 | 20-OCT-2009 17:49:42 | Bright         | 38.000 | 173 | 4Bet Tri  | 3.0040   | 8900.0 | 76 | 39946 | No |
| 120 | GOM_NL__2PRFIN20091020_175139_000000372083_00313_39946_5051.N1 | 20-OCT-2009 17:51:39 | Bright         | 36.500 | 73  | 57Gam1And | 2.2600   | 13100. | 73 | 39946 | No |
| 121 | GOM_NL__2PRFIN20091020_175645_000000382083_00313_39946_5052.N1 | 20-OCT-2009 17:56:45 | Bright         | 38.000 | 160 | 23Gam Per | 2.9300   | 4700.0 | 76 | 39946 | No |
| 122 | GOM_NL__2PRFIN20091020_182348_000000312083_00313_39946_5053.N1 | 20-OCT-2009 18:23:48 | Tw_i_and_stray | 30.500 | 166 | 17Eps Leo | 2.9800   | 6000.0 | 61 | 39946 | No |
| 123 | GOM_NL__2PRFIN20091020_182711_000000292083_00313_39946_5054.N1 | 20-OCT-2009 18:27:11 | Tw_i_and_stray | 29.000 | 22  | 32Alp Leo | 1.3600   | 15200. | 58 | 39946 | No |
| 124 | GOM_NL__2PRFIN20091020_183503_000000362083_00313_39946_5055.N1 | 20-OCT-2009 18:35:03 | Dark           | 35.500 | 48  | 30Alp Hya | 1.9770   | 4100.0 | 71 | 39946 | No |
| 125 | GOM_NL__2PRFIN20091020_184443_000000482083_00313_39946_5056.N1 | 20-OCT-2009 18:44:43 | Dark           | 48.000 | 132 | 15Rho Pup | 2.8030   | 6900.0 | 96 | 39946 | No |
| 126 | GOM_NL__2PRFIN20091020_184711_000000392083_00314_39947_5057.N1 | 20-OCT-2009 18:47:11 | Dark           | 38.500 | 70  | Zet Pup   | 2.2460   | 39000. | 77 | 39947 | No |
| 127 | GOM_NL__2PRFIN20091020_185326_000000362083_00314_39947_5058.N1 | 20-OCT-2009 18:53:26 | Dark           | 36.000 | 2   | Alp Car   | -0.73600 | 7000.0 | 72 | 39947 | No |
| 128 | GOM_NL__2PRFIN20091020_190449_000000342083_00314_39947_5059.N1 | 20-OCT-2009 19:04:49 | Straylight     | 33.500 | 157 | The1Eri   | 2.9060   | 9300.0 | 67 | 39947 | No |
| 129 | GOM_NL__2PRFIN20091020_192527_000000372083_00314_39947_5060.N1 | 20-OCT-2009 19:25:27 | Bright         | 36.500 | 105 | 6Bet Ari  | 2.6450   | 8900.0 | 73 | 39947 | No |
| 130 | GOM_NL__2PRFIN20091020_193017_000000382083_00314_39947_5061.N1 | 20-OCT-2009 19:30:17 | Bright         | 38.000 | 173 | 4Bet Tri  | 3.0040   | 8900.0 | 76 | 39947 | No |
| 131 | GOM_NL__2PRFIN20091020_193214_000000372083_00314_39947_5062.N1 | 20-OCT-2009 19:32:14 | Bright         | 36.500 | 73  | 57Gam1And | 2.2600   | 13100. | 73 | 39947 | No |
| 132 | GOM_NL__2PRFIN20091020_193720_000000382083_00314_39947_5063.N1 | 20-OCT-2009 19:37:20 | Bright         | 38.000 | 160 | 23Gam Per | 2.9300   | 4700.0 | 76 | 39947 | No |
| 133 | GOM_NL__2PRFIN20091020_200424_000000302083_00314_39947_5064.N1 | 20-OCT-2009 20:04:24 | Tw_i_and_stray | 30.000 | 166 | 17Eps Leo | 2.9800   | 6000.0 | 60 | 39947 | No |
| 134 | GOM_NL__2PRFIN20091020_200747_000000292083_00314_39947_5065.N1 | 20-OCT-2009 20:07:47 | Tw_i_and_stray | 29.000 | 22  | 32Alp Leo | 1.3600   | 15200. | 58 | 39947 | No |
| 135 | GOM_NL__2PRFIN20091020_201539_000000362083_00314_39947_5066.N1 | 20-OCT-2009 20:15:39 | Dark           | 35.500 | 48  | 30Alp Hya | 1.9770   | 4100.0 | 71 | 39947 | No |
| 136 | GOM_NL__2PRFIN20091020_202520_000000482083_00314_39947_5067.N1 | 20-OCT-2009 20:25:20 | Dark           | 48.000 | 132 | 15Rho Pup | 2.8030   | 6900.0 | 96 | 39947 | No |
| 137 | GOM_NL__2PRFIN20091020_202748_000000392083_00315_39948_5068.N1 | 20-OCT-2009 20:27:48 | Dark           | 38.500 | 70  | Zet Pup   | 2.2460   | 39000. | 77 | 39948 | No |
| 138 | GOM_NL__2PRFIN20091020_203403_000000362083_00315_39948_5069.N1 | 20-OCT-2009 20:34:03 | Dark           | 36.000 | 2   | Alp Car   | -0.73600 | 7000.0 | 72 | 39948 | No |
| 139 | GOM_NL__2PRFIN20091020_204525_000000342083_00315_39948_5070.N1 | 20-OCT-2009 20:45:25 | Straylight     | 33.500 | 157 | The1Eri   | 2.9060   | 9300.0 | 67 | 39948 | No |
| 140 | GOM_NL__2PRFIN20091020_210603_000000372083_00315_39948_5071.N1 | 20-OCT-2009 21:06:03 | Bright         | 36.500 | 105 | 6Bet Ari  | 2.6450   | 8900.0 | 73 | 39948 | No |
| 141 | GOM_NL__2PRFIN20091020_211053_000000382083_00315_39948_5072.N1 | 20-OCT-2009 21:10:53 | Bright         | 38.000 | 173 | 4Bet Tri  | 3.0040   | 8900.0 | 76 | 39948 | No |
| 142 | GOM_NL__2PRFIN20091020_211250_000000372083_00315_39948_5073.N1 | 20-OCT-2009 21:12:50 | Bright         | 36.500 | 73  | 57Gam1And | 2.2600   | 13100. | 73 | 39948 | No |
| 143 | GOM_NL__2PRFIN20091020_211756_000000382083_00315_39948_5074.N1 | 20-OCT-2009 21:17:56 | Bright         | 38.000 | 160 | 23Gam Per | 2.9300   | 4700.0 | 76 | 39948 | No |
| 144 | GOM_NL__2PRFIN20091020_214500_000000312083_00315_39948_5075.N1 | 20-OCT-2009 21:45:00 | Tw_i_and_stray | 30.500 | 166 | 17Eps Leo | 2.9800   | 6000.0 | 61 | 39948 | No |
| 145 | GOM_NL__2PRFIN20091020_214824_000000292083_00315_39948_5076.N1 | 20-OCT-2009 21:48:24 | Tw_i_and_stray | 29.000 | 22  | 32Alp Leo | 1.3600   | 15200. | 58 | 39948 | No |
| 146 | GOM_NL__2PRFIN20091020_215616_000000362083_00315_39948_5077.N1 | 20-OCT-2009 21:56:16 | Dark           | 35.500 | 48  | 30Alp Hya | 1.9770   | 4100.0 | 71 | 39948 | No |
| 147 | GOM_NL__2PRFIN20091020_220557_000000492083_00315_39948_5078.N1 | 20-OCT-2009 22:05:57 | Dark           | 48.500 | 132 | 15Rho Pup | 2.8030   | 6900.0 | 97 | 39948 | No |
| 148 | GOM_NL__2PRFIN20091020_220825_000000392083_00316_39949_5080.N1 | 20-OCT-2009 22:08:25 | Dark           | 38.500 | 70  | Zet Pup   | 2.2460   | 39000. | 77 | 39949 | No |
| 149 | GOM_NL__2PRFIN20091020_221439_000000372083_00316_39949_5081.N1 | 20-OCT-2009 22:14:39 | Dark           | 37.000 | 2   | Alp Car   | -0.73600 | 7000.0 | 74 | 39949 | No |
| 150 | GOM_NL__2PRFIN20091020_222602_000000342083_00316_39949_5082.N1 | 20-OCT-2009 22:26:02 | Straylight     | 33.500 | 157 | The1Eri   | 2.9060   | 9300.0 | 67 | 39949 | No |
| 151 | GOM_NL__2PRFIN20091020_224638_000000382083_00316_39949_5083.N1 | 20-OCT-2009 22:46:38 | Bright         | 37.500 | 105 | 6Bet Ari  | 2.6450   | 8900.0 | 75 | 39949 | No |
| 152 | GOM_NL__2PRFIN20091020_225128_000000382083_00316_39949_5084.N1 | 20-OCT-2009 22:51:28 | Bright         | 38.000 | 173 | 4Bet Tri  | 3.0040   | 8900.0 | 76 | 39949 | No |
| 153 | GOM_NL__2PRFIN20091020_225325_000000372083_00316_39949_5085.N1 | 20-OCT-2009 22:53:25 | Bright         | 36.500 | 73  | 57Gam1And | 2.2600   | 13100. | 73 | 39949 | No |
| 154 | GOM_NL__2PRFIN20091020_225831_000000382083_00316_39949_5086.N1 | 20-OCT-2009 22:58:31 | Bright         | 38.000 | 160 | 23Gam Per | 2.9300   | 4700.0 | 76 | 39949 | No |
| 155 | GOM_NL__2PRFIN20091020_232536_000000312083_00316_39949_5087.N1 | 20-OCT-2009 23:25:36 | Tw_i_and_stray | 30.500 | 166 | 17Eps Leo | 2.9800   | 6000.0 | 61 | 39949 | No |
| 156 | GOM_NL__2PRFIN20091020_232900_000000302083_00316_39949_5088.N1 | 20-OCT-2009 23:29:00 | Tw_i_and_stray | 29.500 | 22  | 32Alp Leo | 1.3600   | 15200. | 59 | 39949 | No |
| 157 | GOM_NL__2PRFIN20091020_233653_000000362083_00316_39949_5089.N1 | 20-OCT-2009 23:36:53 | Dark           | 35.500 | 48  | 30Alp Hya | 1.9770   | 4100.0 | 71 | 39949 | No |
| 158 | GOM_NL__2PRFIN20091020_234634_000000492083_00316_39949_5090.N1 | 20-OCT-2009 23:46:34 | Dark           | 48.500 | 132 | 15Rho Pup | 2.8030   | 6900.0 | 97 | 39949 | No |
| 159 | GOM_NL__2PRFIN20091020_234902_000000392083_00317_39950_5091.N1 | 20-OCT-2009 23:49:02 | Dark           | 39.000 | 70  | Zet Pup   | 2.2460   | 39000. | 78 | 39950 | No |
| 160 | GOM_NL__2PRFIN20091020_235516_000000372083_00317_39950_5092.N1 | 20-OCT-2009 23:55:16 | Dark           | 36.500 | 2   | Alp Car   | -0.73600 | 7000.0 | 73 | 39950 | No |

### 3. Quality information per product

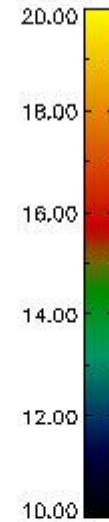
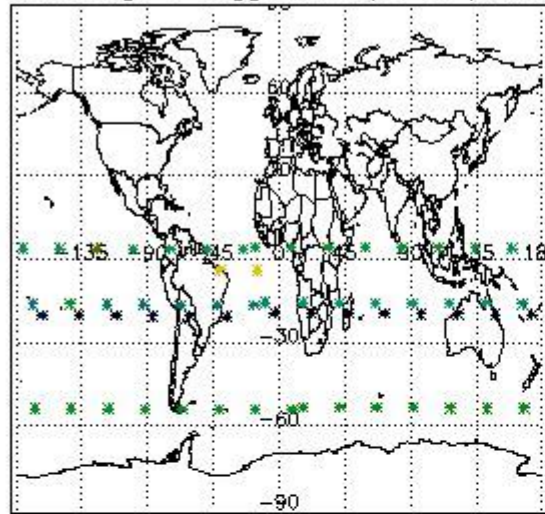
In this section it is plotted some information contained in the Quality Summary data set of the level 2 products. Only products in dark limb conditions and without errors (error flag in the MPH set to "0") are used.

#### 3.1 Plot quality information per product (time dependant)

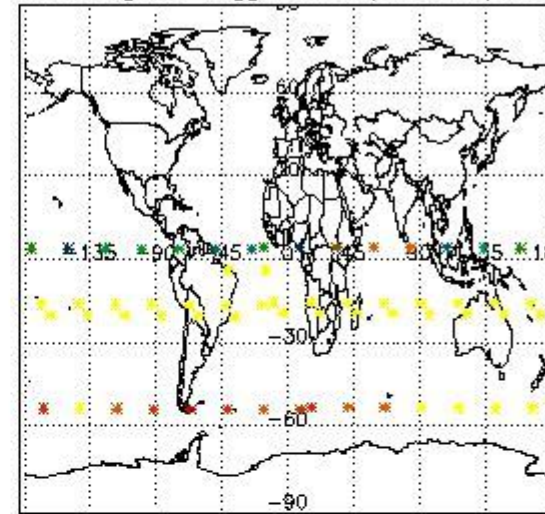


#### 3.2 Plot quality information per product (world map)

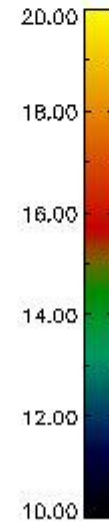
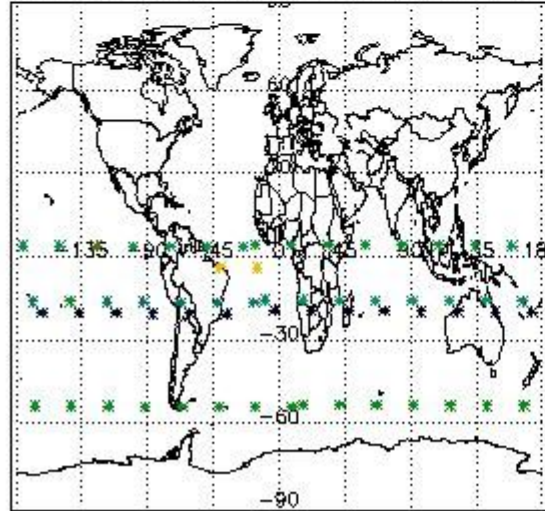
Percentage of flagged data per O3 profile



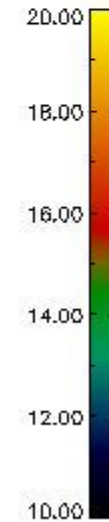
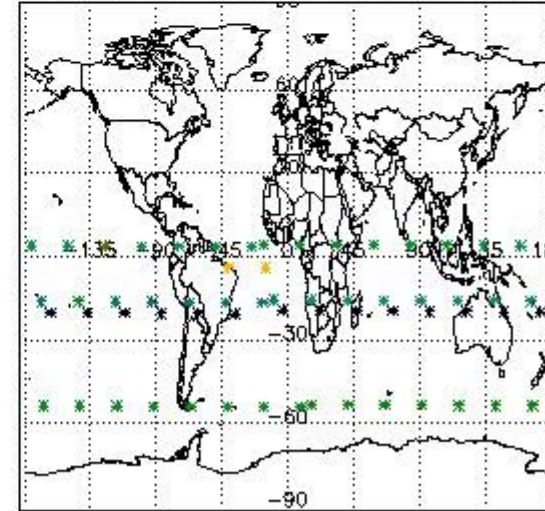
Percentage of flagged data per H2O profile



Percentage of flagged data per NO2 profile



Percentage of flagged data per NO3 profile

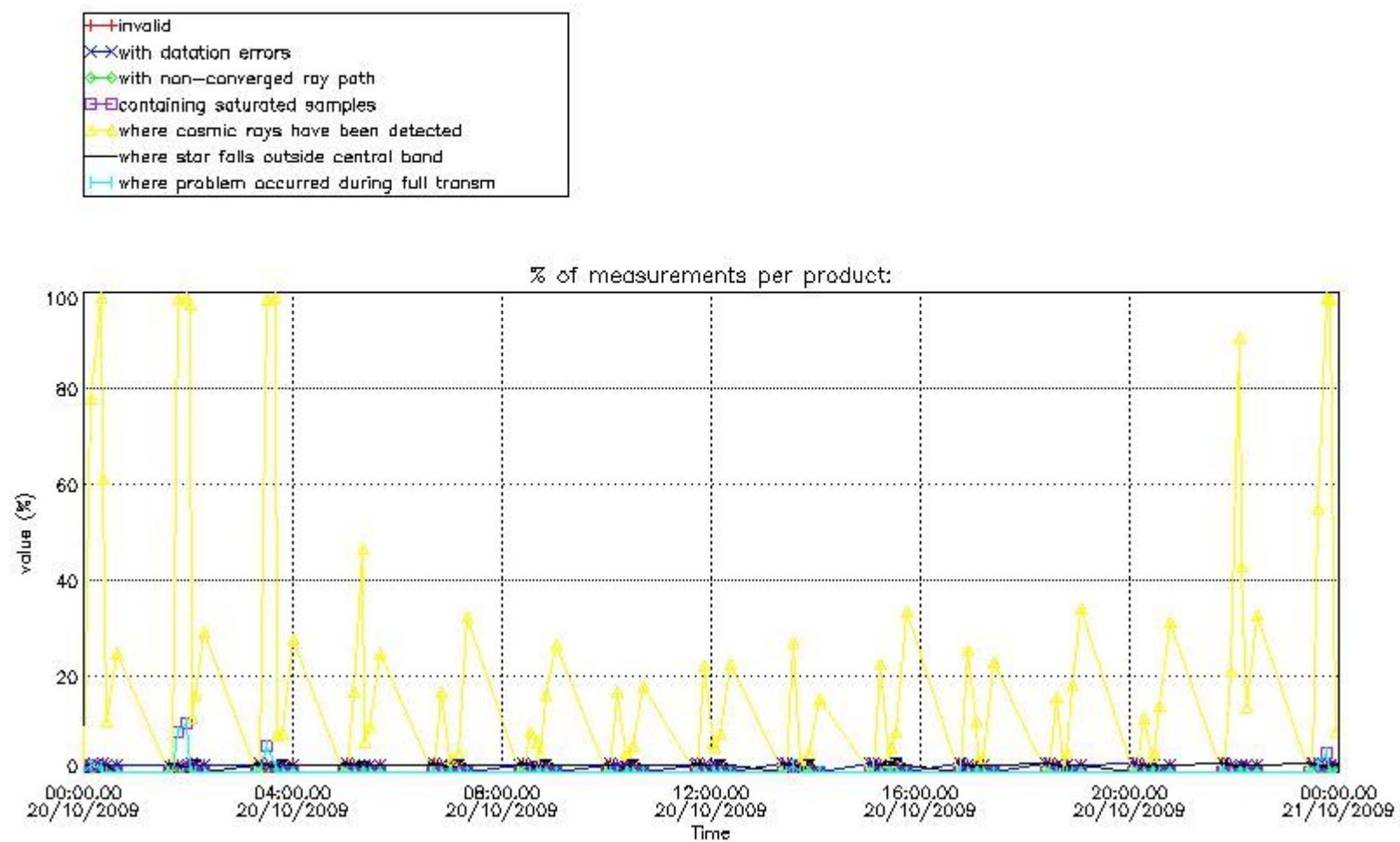


#### 4. Level 1 quality information per product

In this section it is plotted some information contained in the Quality Summary data set of the level 2 products that comes from the level 1b processing. Products without errors (error flag in the MPH set to "0") are used.

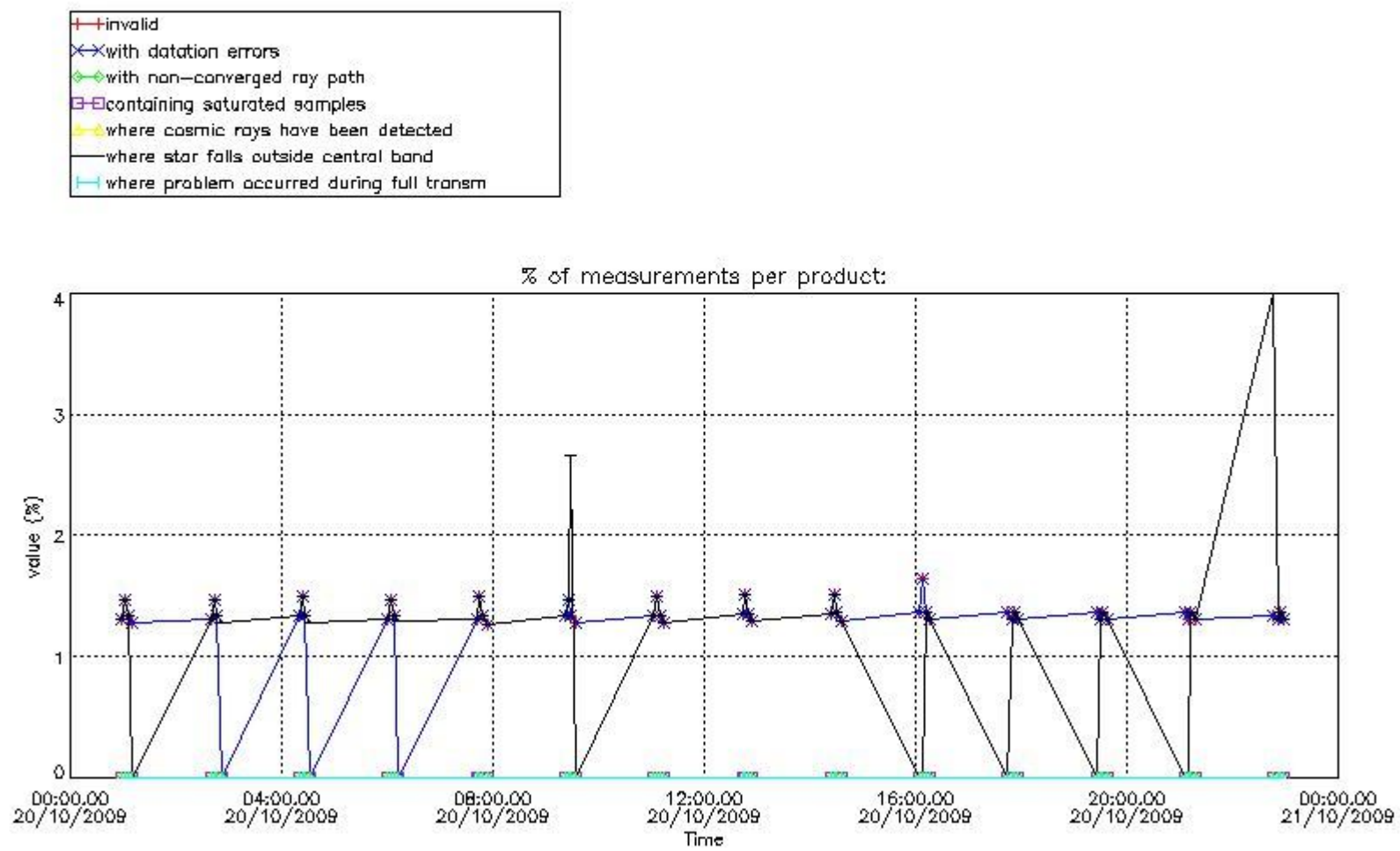
##### 4.1 Plot quality information per product (time dependant) coming from level 1b processing

###### 4.1.1 Plot level 1 quality information per product (time dependant): ENVISAT ASCENDING passes



4.1.2 Plot level 1 quality information per product (time dependant): ENVI SAT DESCENDING passes

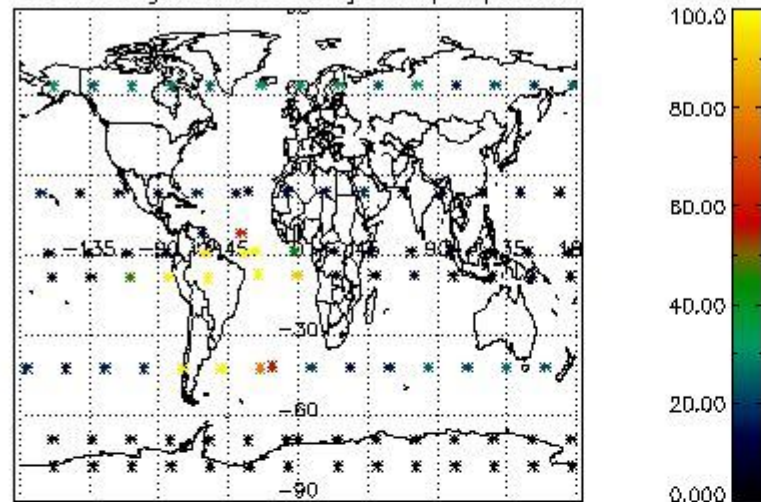




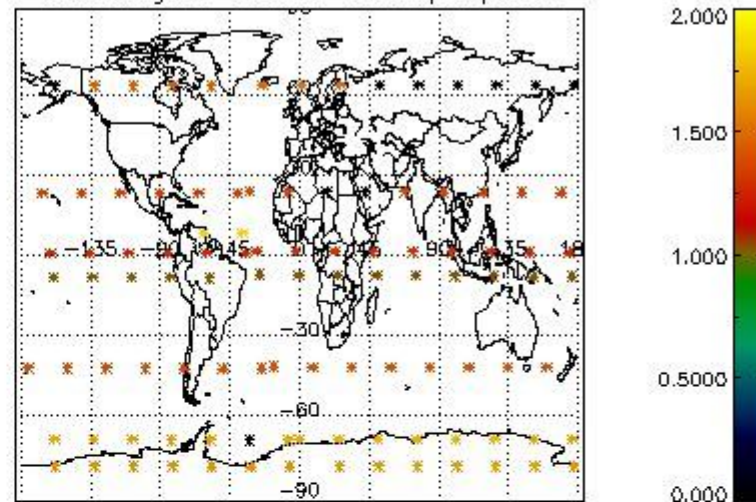
*4.2 Plot quality information per product coming from level 1b processing (world map)*

*4.2.1 Plot level 1 quality information per product (world map): ENVISAT ASCENDING passes*

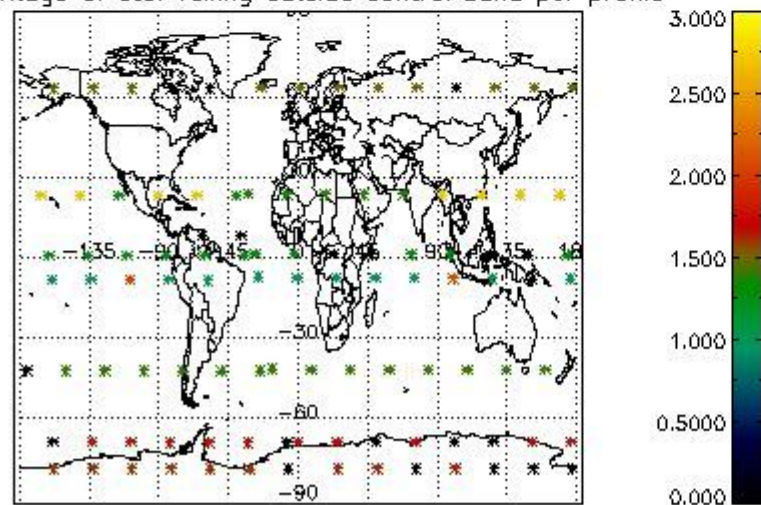
Percentage of cosmic ray hits per profile



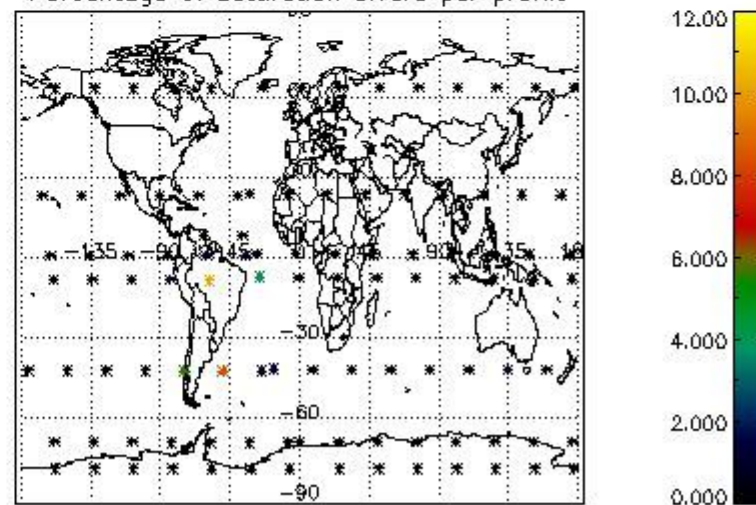
Percentage of datation errors per profile



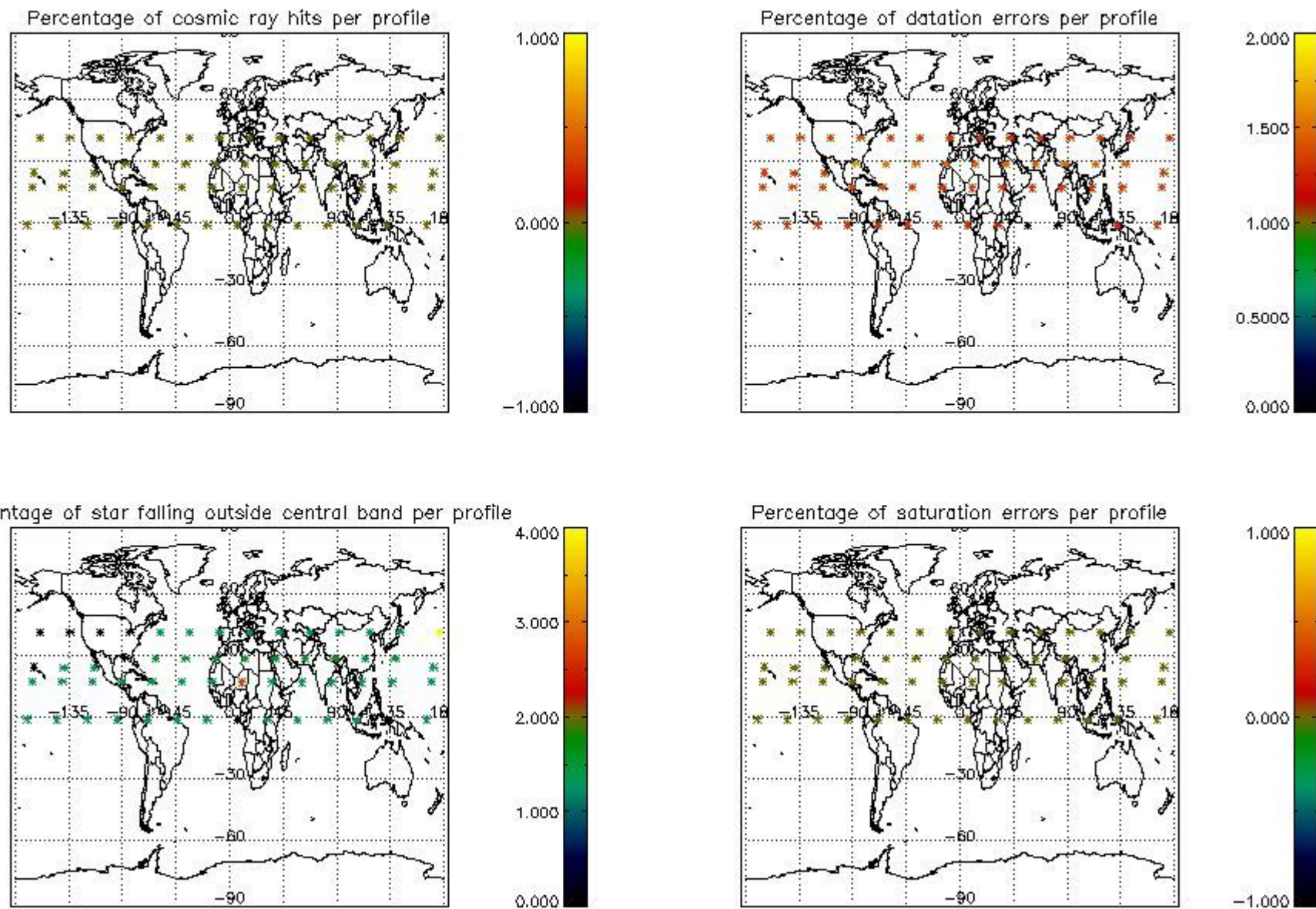
Percentage of star falling outside central band per profile



Percentage of saturation errors per profile



4.2.2 Plot level 1 quality information per product (world map): ENVISAT DESCENDING passes



## 5. Trace gas profiles

### 5.1 Ozone statistics based on quality of products

The final quality of the products can be "measured" using the STD (Standard Deviation) attached to every point profile. This information is written to the parameter GOM\_NL\_\_2P/NL\_LOCAL\_SPECIES\_DENSITY/o3\_std of the level 2 products. The table below shows the statistics for given STD ranges.

The statistics are given with respect to the overall valid production:

- Products without fatal errors: GOM\_NL\_\_2P/MPH/PRODUCT\_ERR=0
- Valid point profile: GOM\_NL\_\_2P/NL\_LOCAL\_SPECIES\_DENSITY/pcd(0)=0

The 'Criteria' is applied to valid points of dark limb products:

- Products in dark limb illumination condition: GOM\_NL\_\_2P/NL\_SUMMARY\_QUALITY/obs\_ill\_cond=0
- Products without fatal errors: GOM\_NL\_\_2P/MPH/PRODUCT\_ERR=0
- Valid point profile: GOM\_NL\_\_2P/NL\_LOCAL\_SPECIES\_DENSITY/pcd(0)=0

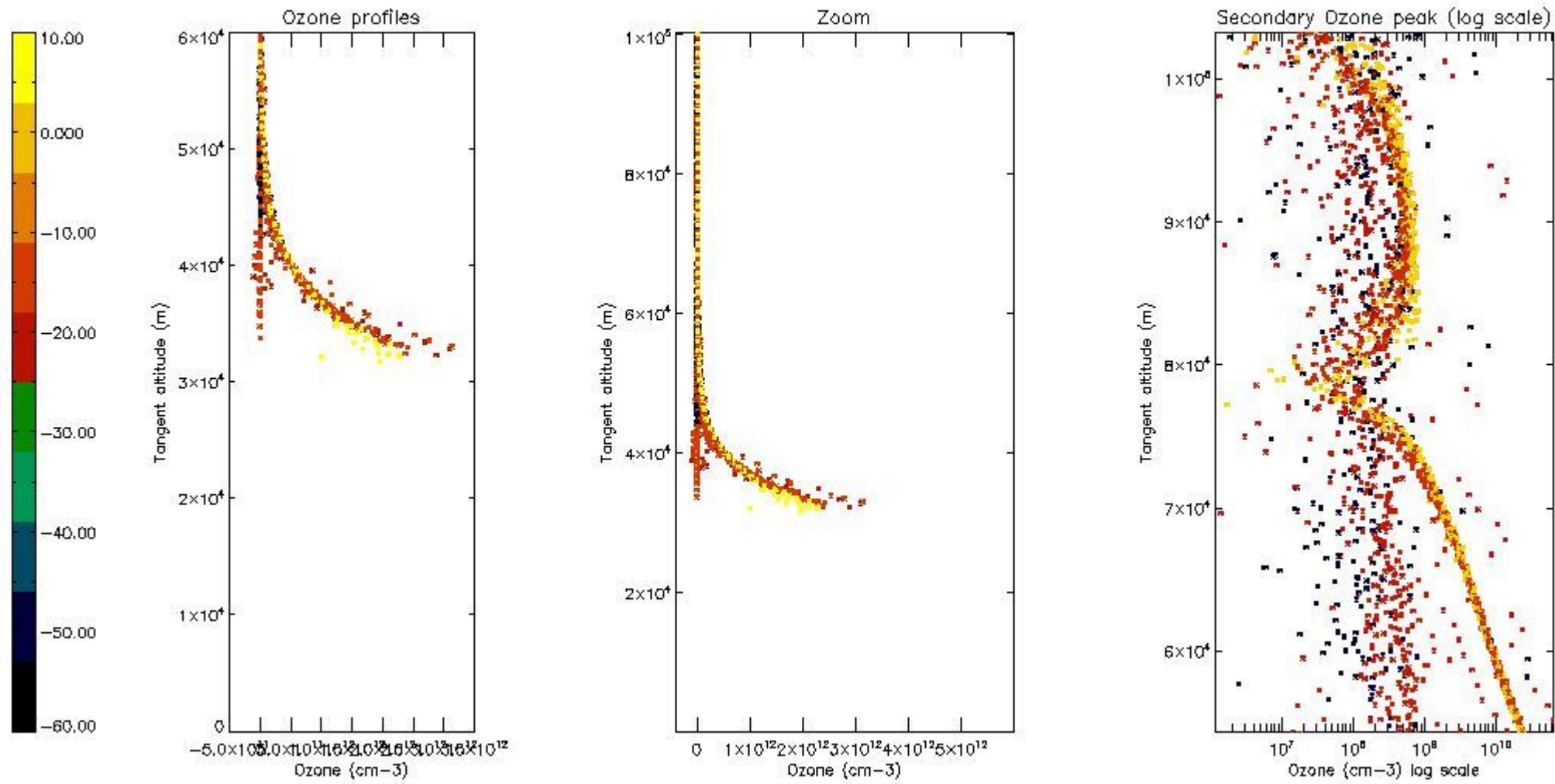
So, the table below shows the percentage of dark limb and valid observations for each criteria with respect to the overall valid daily observations.

| Criteria | % of total production |
|----------|-----------------------|
| All STD  | 42                    |
| STD < 20 | 16                    |

|          |    |
|----------|----|
| STD < 10 | 14 |
| STD < 5  | 10 |

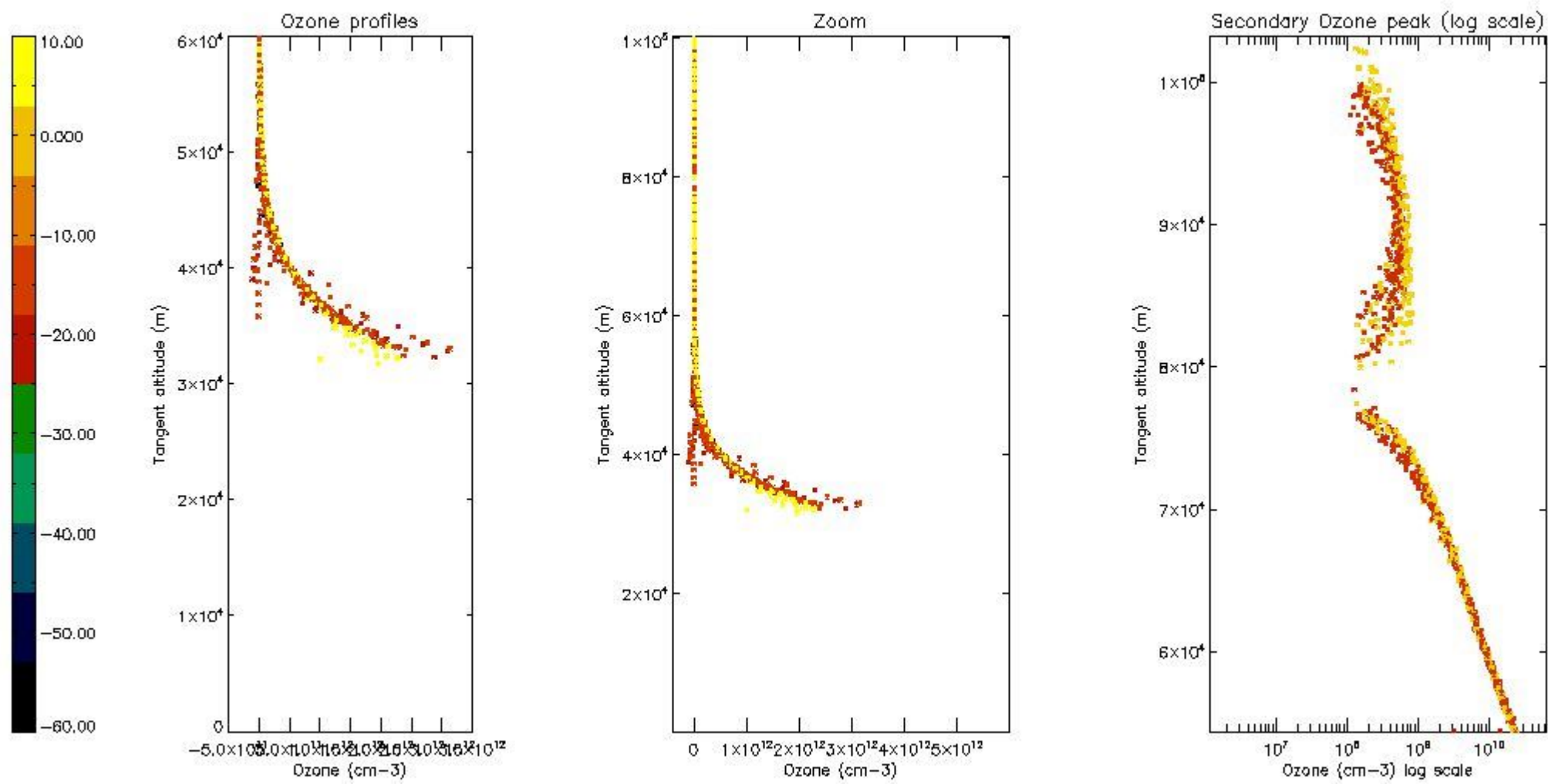
5.2 Plot ozone profiles for all STD (dark without errors)

The colorbar represents the latitude.



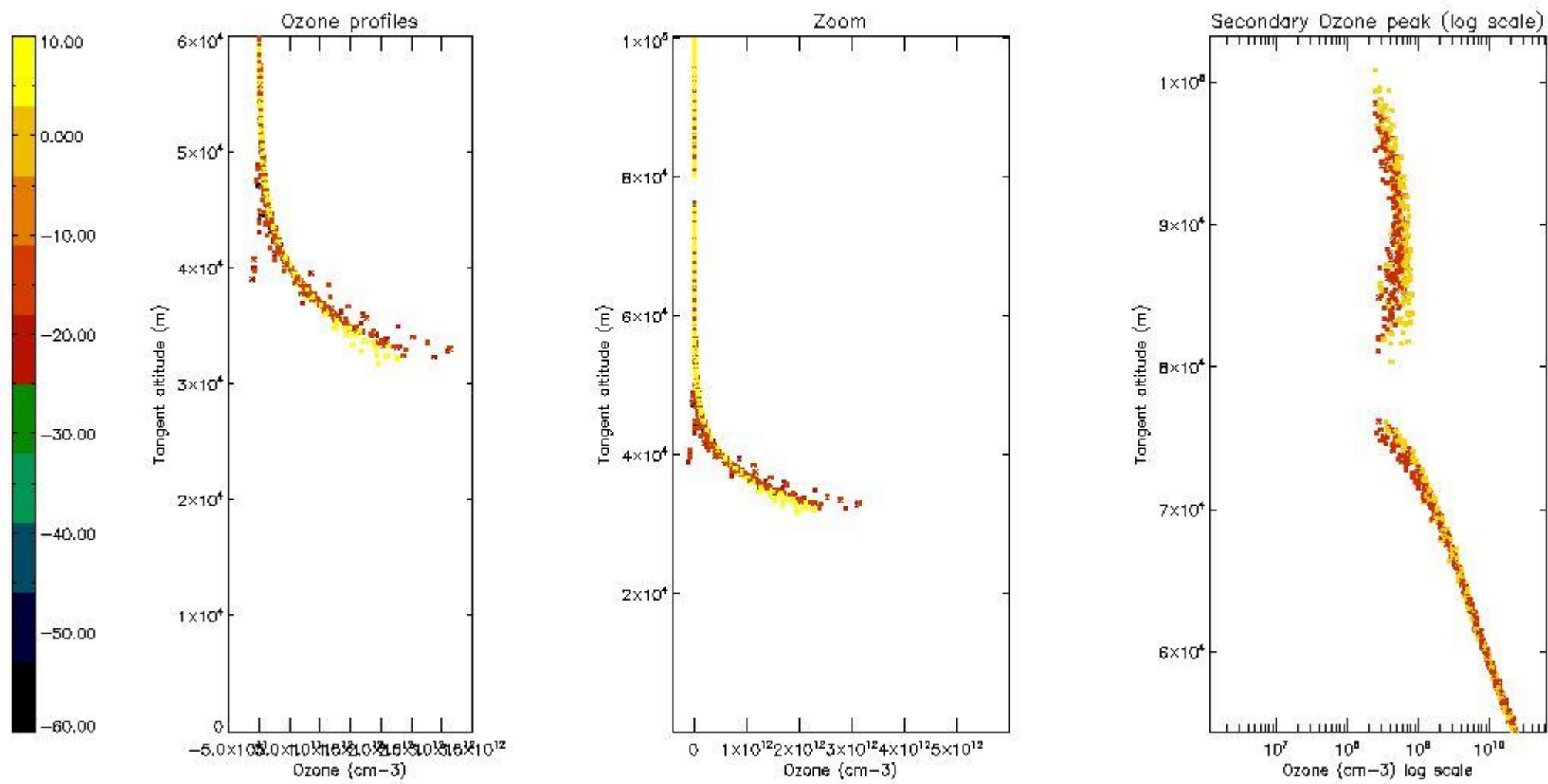
5.3 Plot ozone profiles where STD < 20% (dark without errors)

The colorbar represents the latitude.



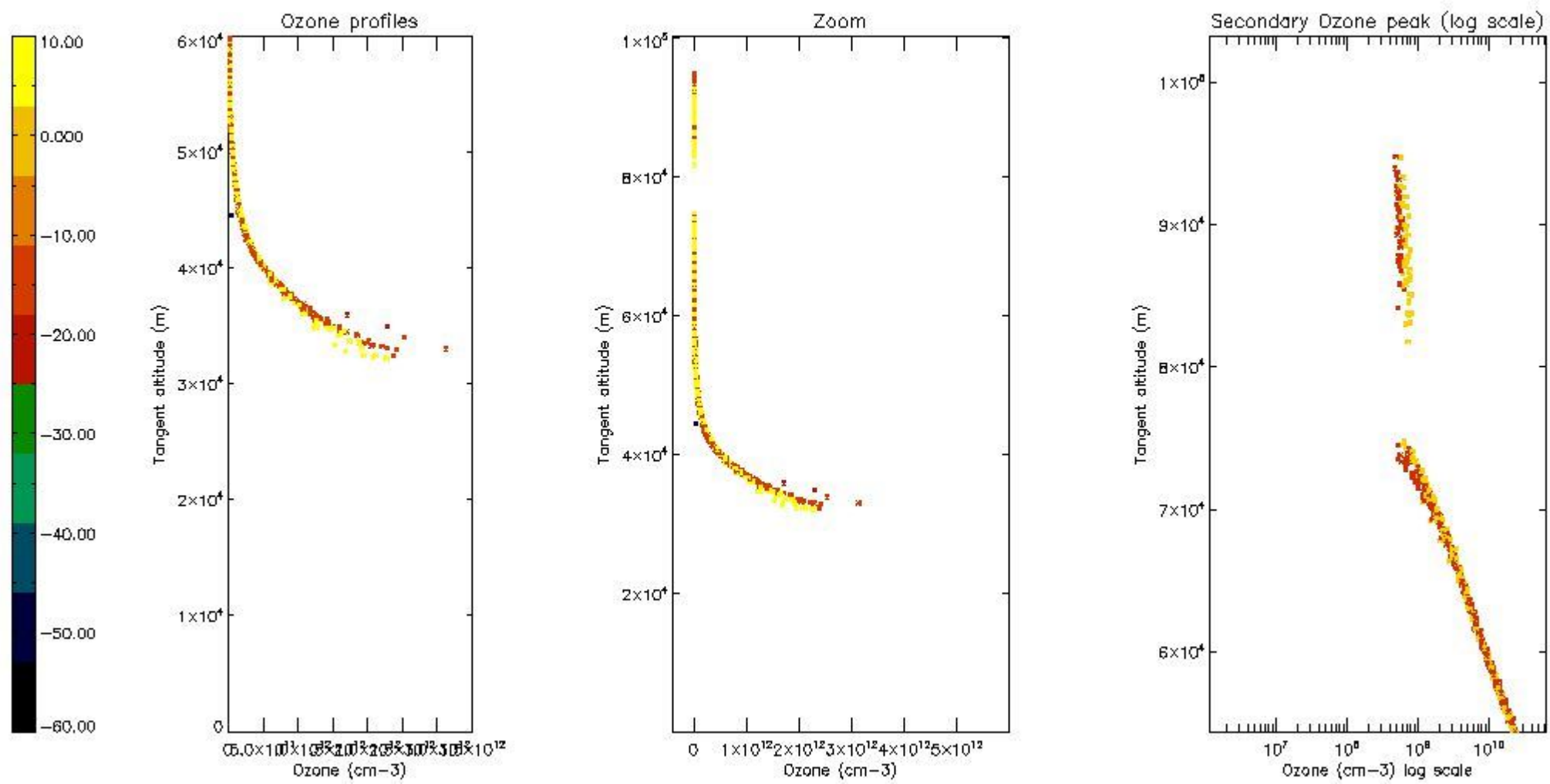
*5.4 Plot ozone profiles where STD < 10% (dark without errors)*

The colorbar represents the latitude.



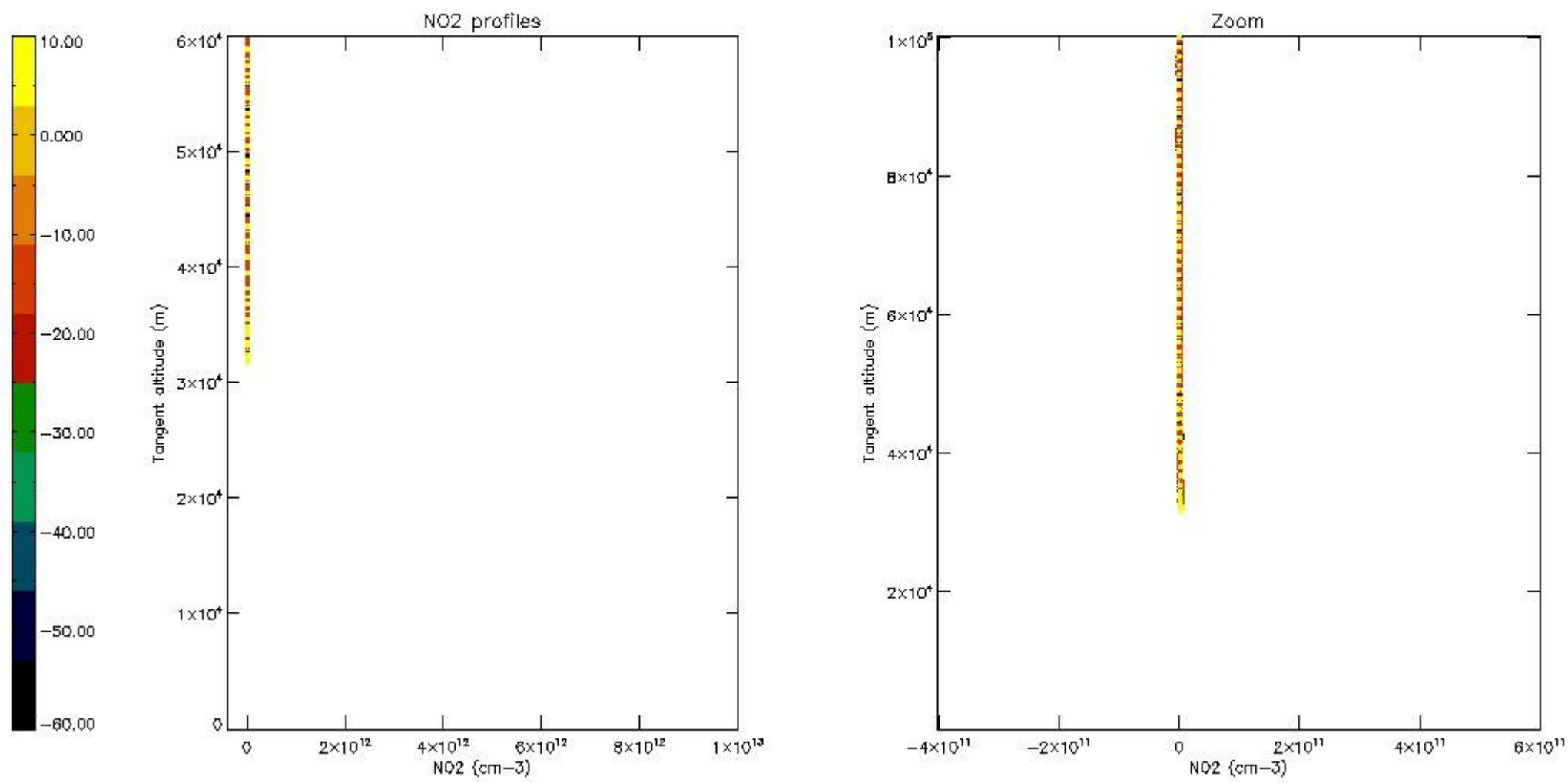
*5.5 Plot ozone profiles where STD < 5% (dark without errors)*

The colorbar represents the latitude.



*5.6 Plot NO<sub>2</sub> profiles for all STD (dark without errors)*

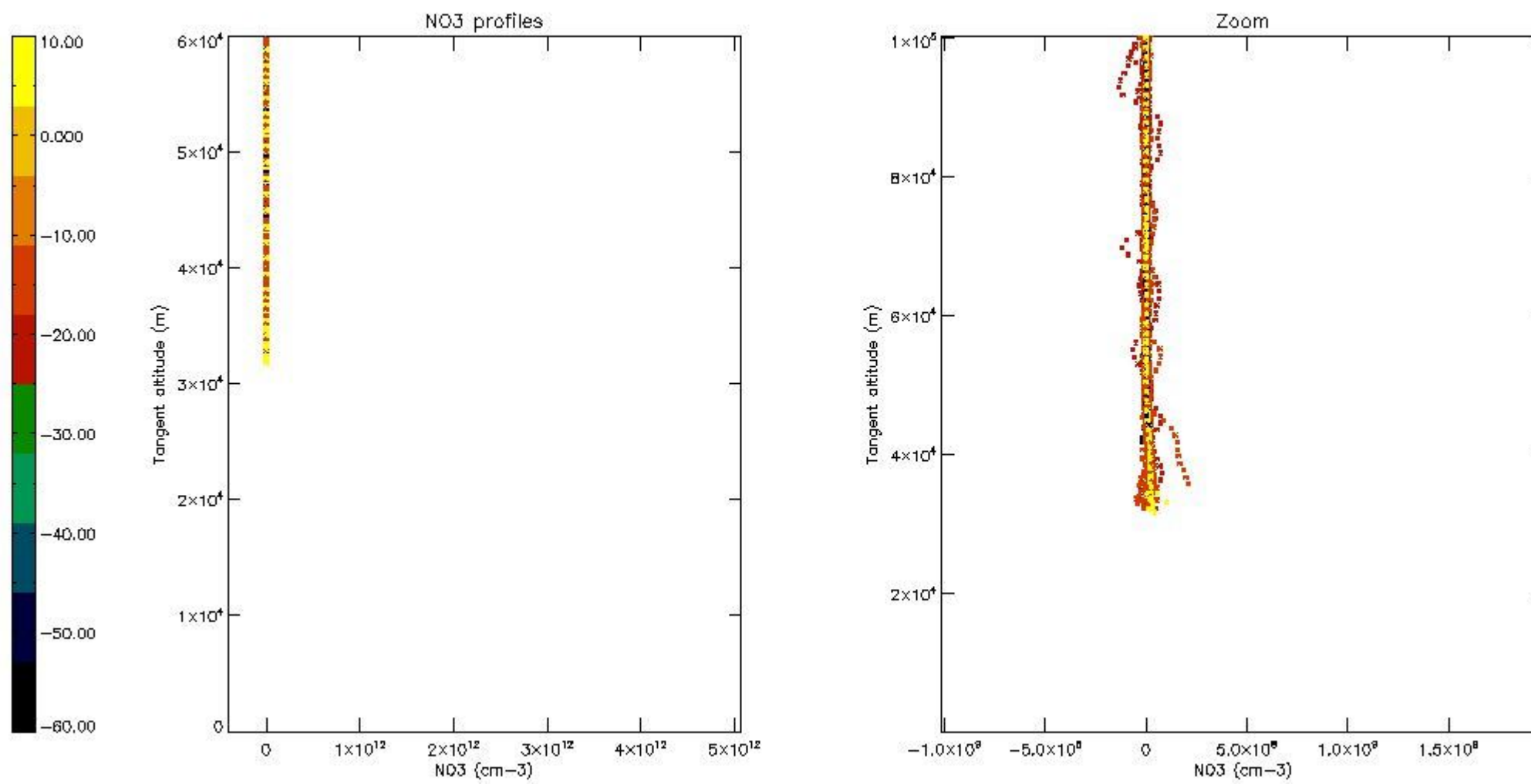
The colorbar represents the latitude.



*5.7 Plot NO3 profiles for all STD (dark without errors)*

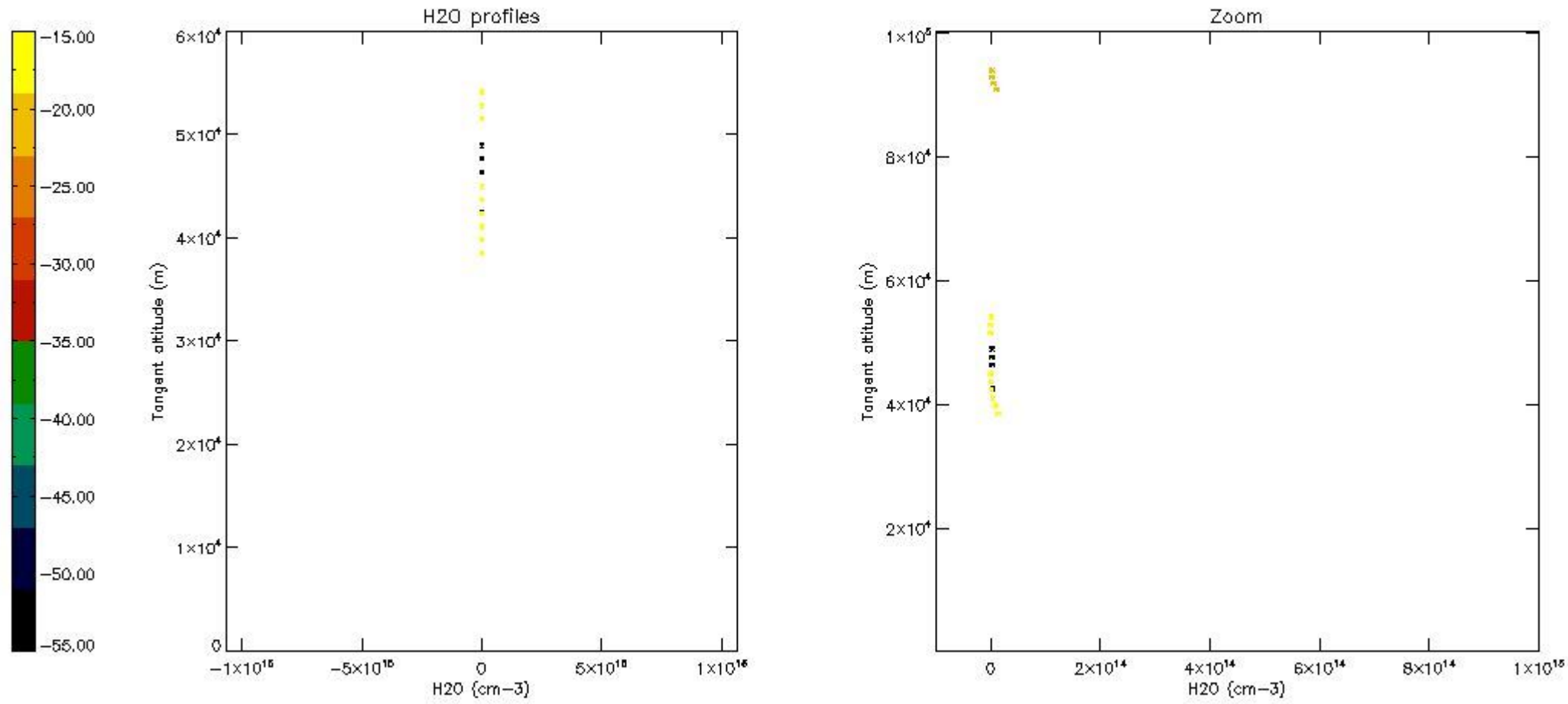
The colorbar represents the latitude.





5.8 Plot H<sub>2</sub>O profiles for all STD (only for occultations of stars 1,2,3,4,13,14,16,26,63 dark without errors)

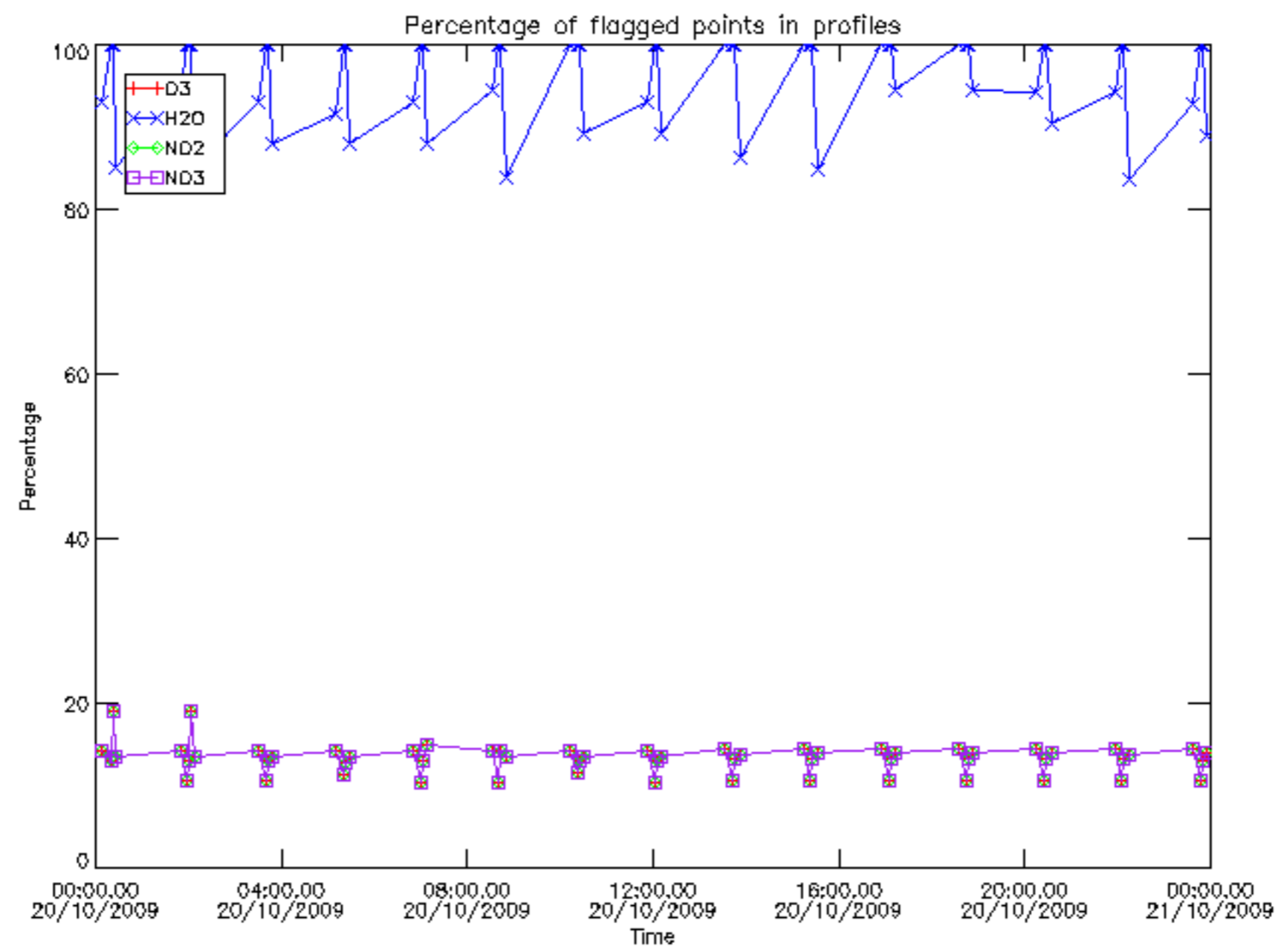
The colorbar represents the latitude.



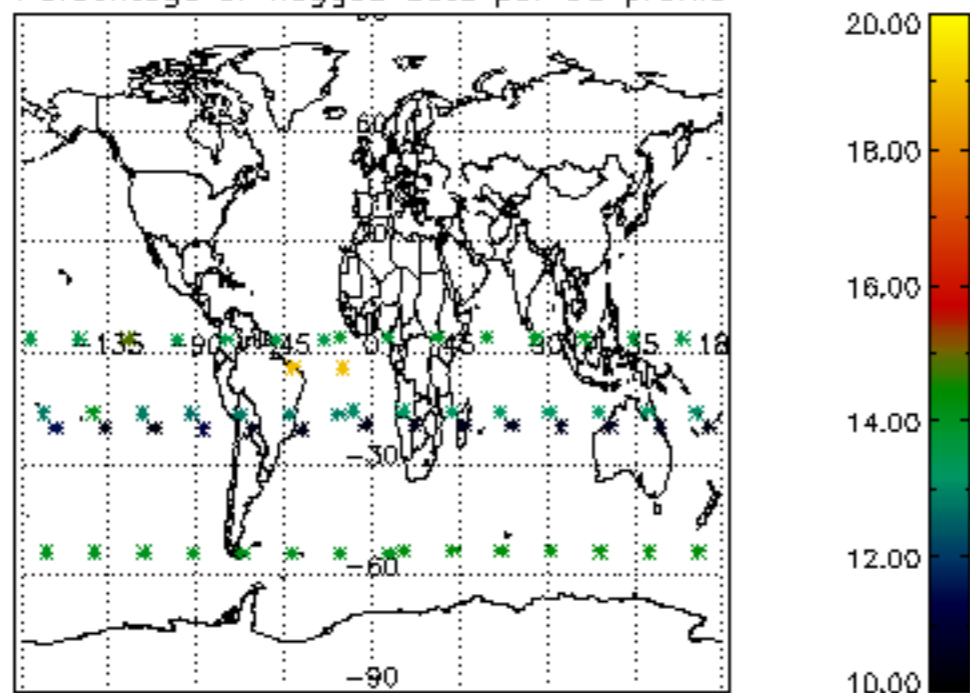
## 6. Auxiliary Data Files used for the production reported in section 2

The number reported in the third column indicates since which file (see list in section 2) the corresponding auxiliary file has been used. The fourth column is the date of those product files.

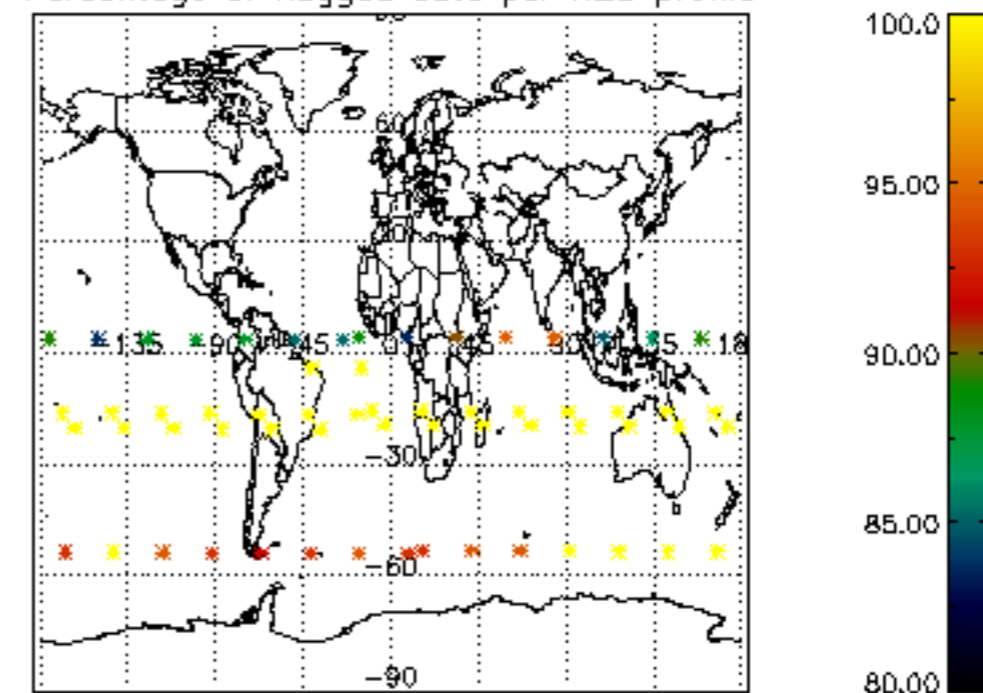
| Type                      | Auxiliary Filename  | Used since product | Used since product date |
|---------------------------|---|--------------------|-------------------------|
| INST_PHYS_CHARACTERISTICS | GOM_INS_AXVIEC20091111_143220_20030716_120000_20500101_000000 | 1                  | 20-OCT-2009 00:00:31    |
| LEVEL-2_PROC_CONFIG       | GOM_PR2_AXVIEC20091111_152718_20020301_000000_20500101_000000 | 1                  | 20-OCT-2009 00:00:31    |
| CROSS_SECTIONS_FILE       | GOM_CRS_AXVIEC20091111_154832_20020301_000000_20500101_000000 | 1                  | 20-OCT-2009 00:00:31    |



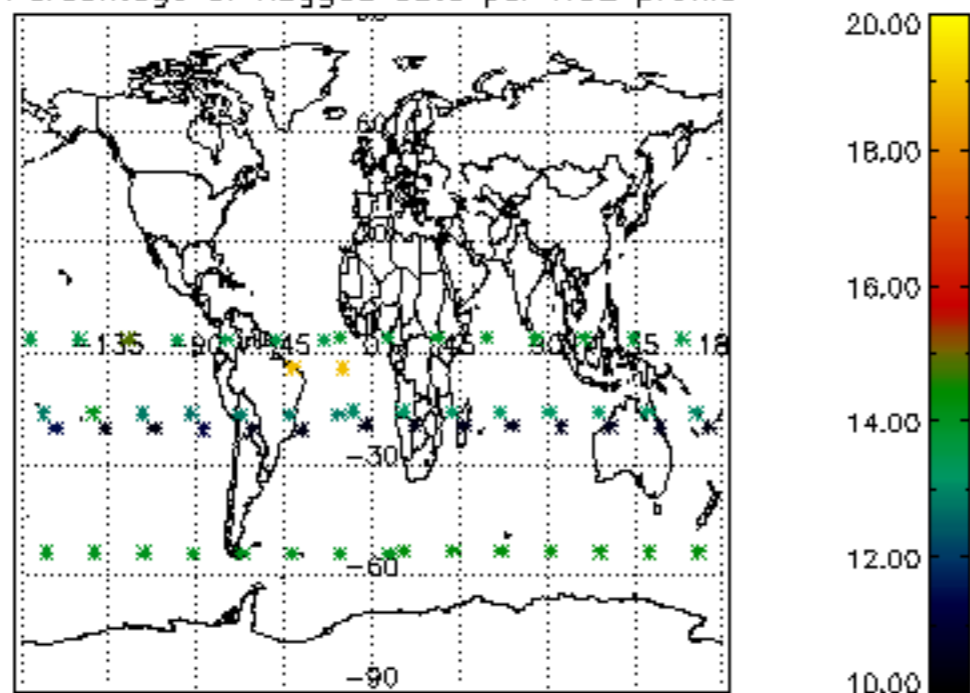
Percentage of flagged data per D3 profile



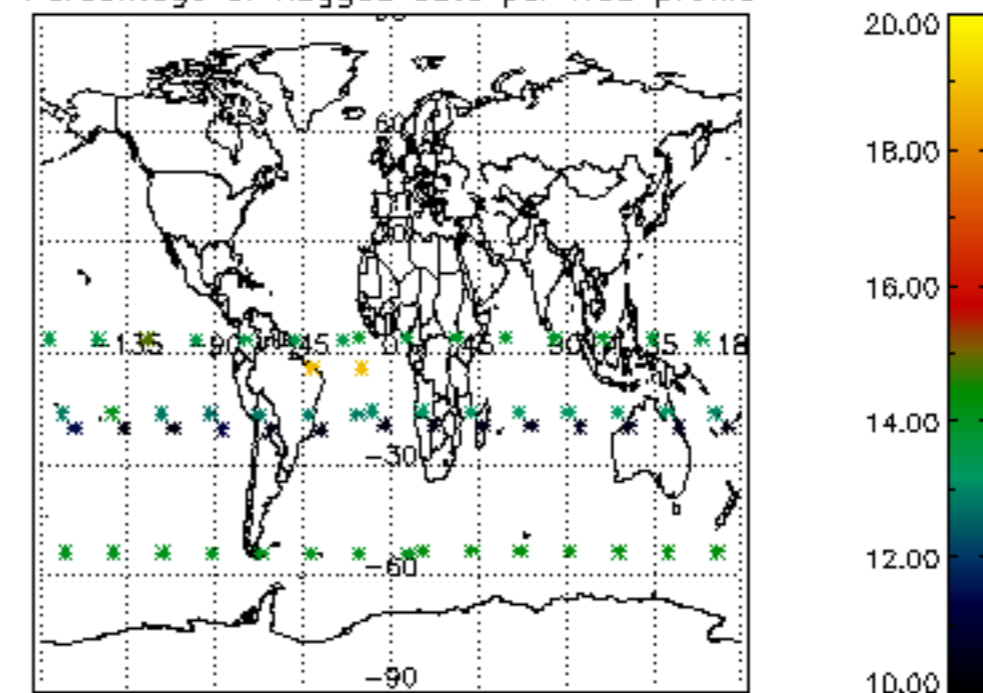
Percentage of flagged data per H2O profile

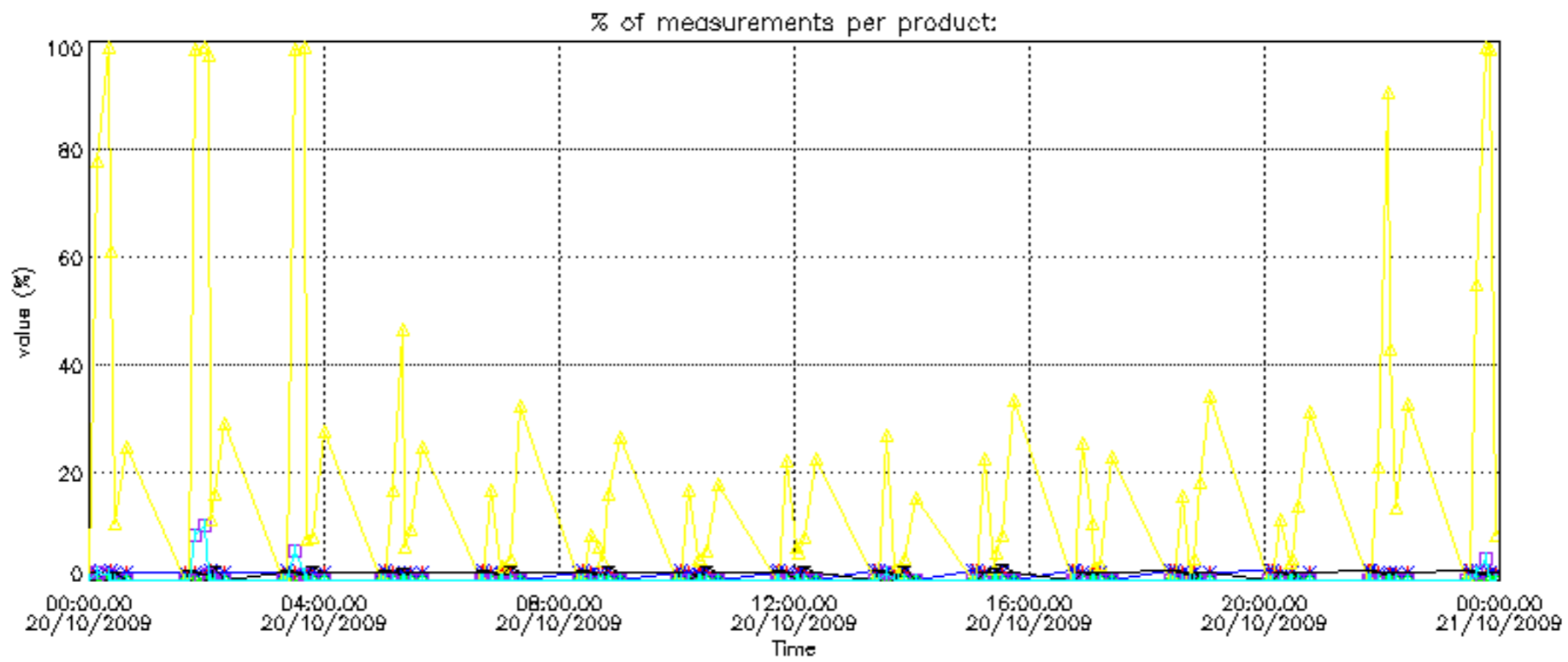


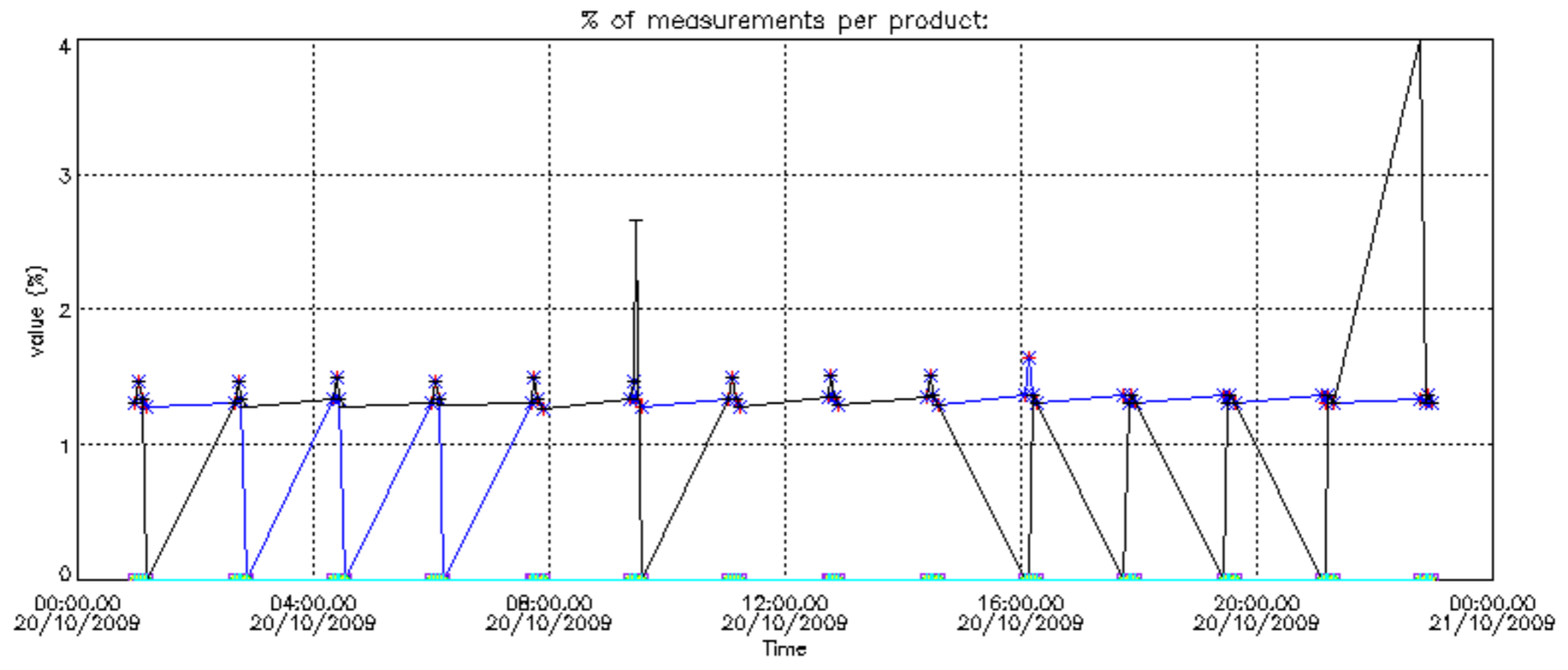
Percentage of flagged data per NO2 profile



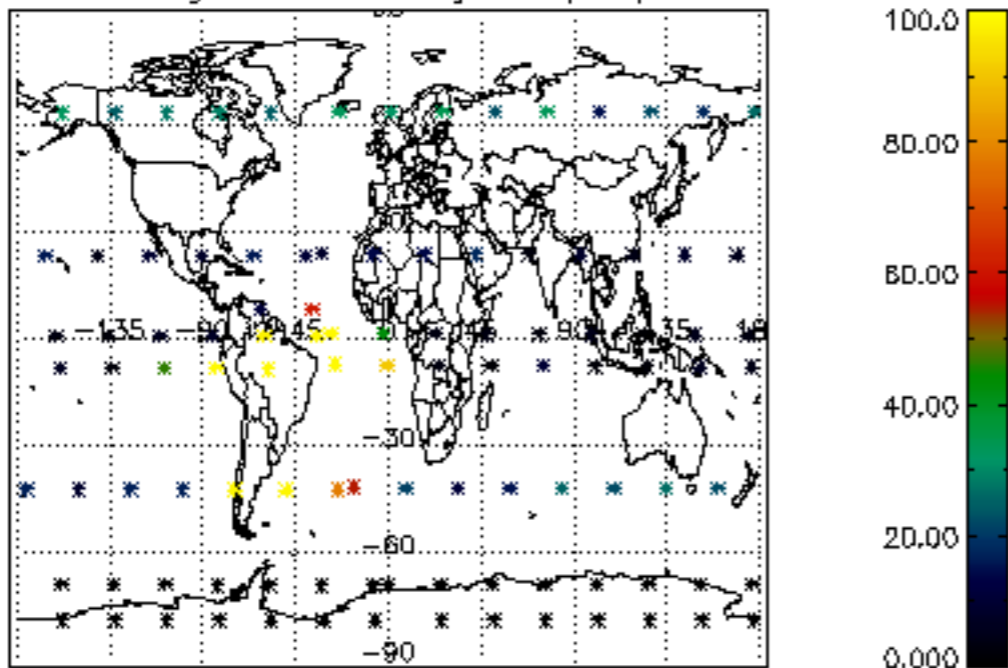
Percentage of flagged data per NO3 profile



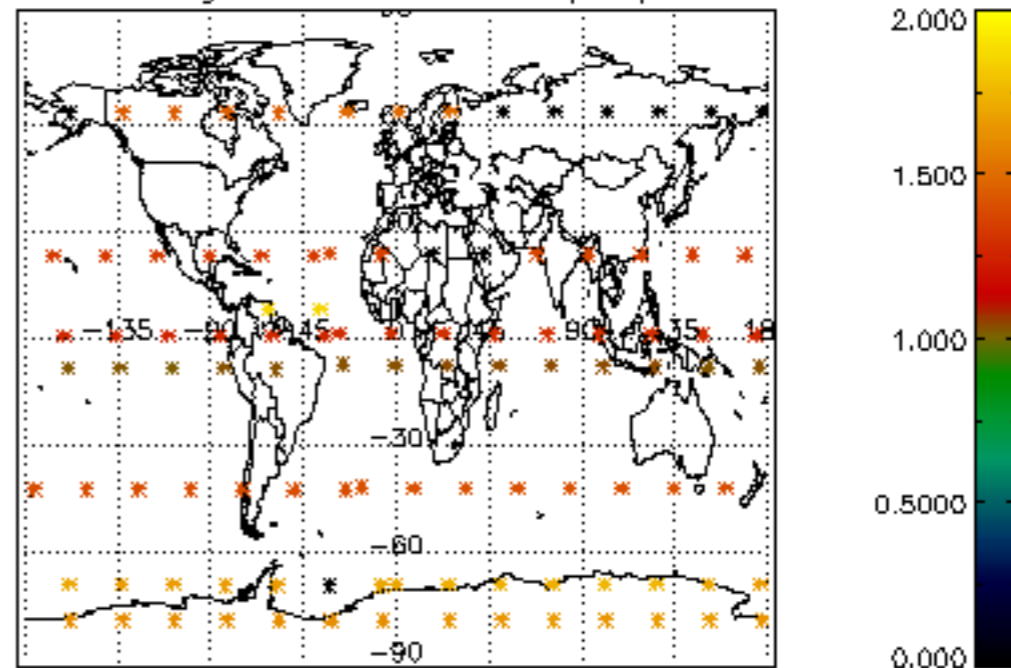




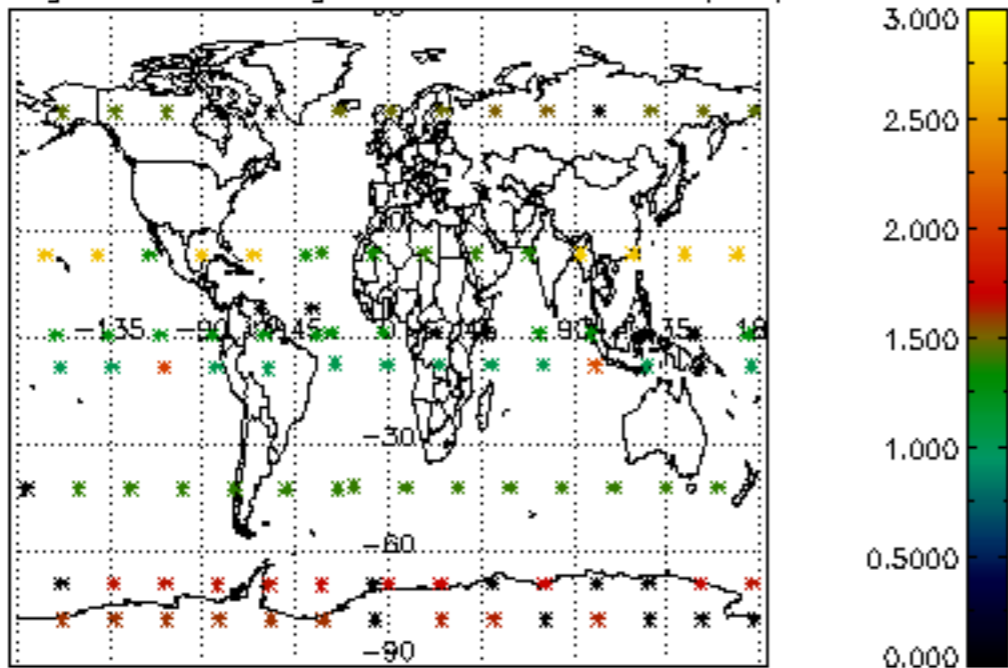
Percentage of cosmic ray hits per profile



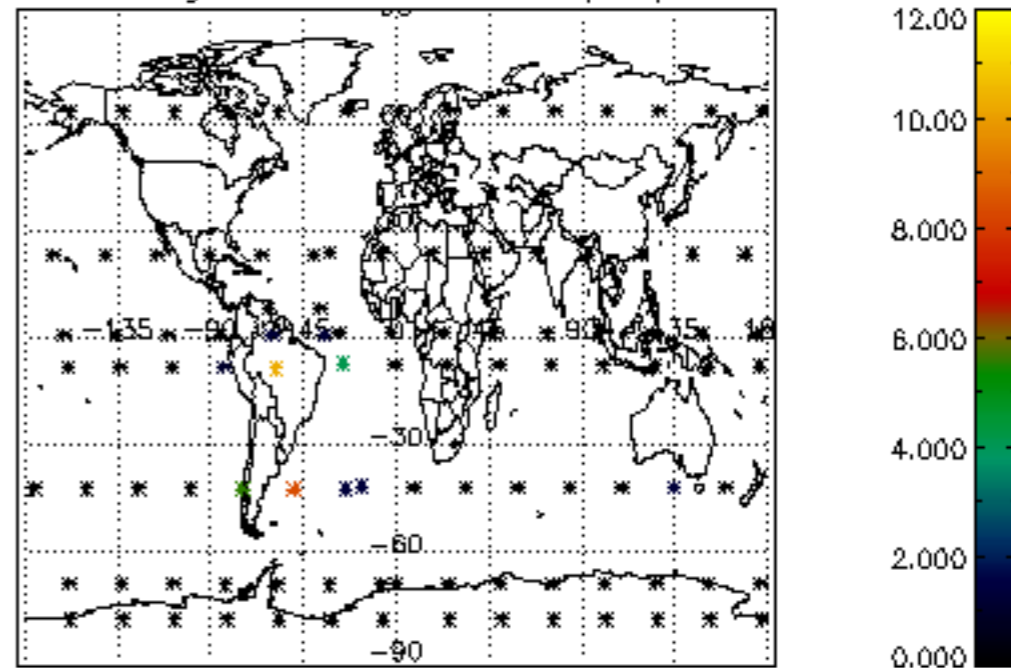
Percentage of datation errors per profile



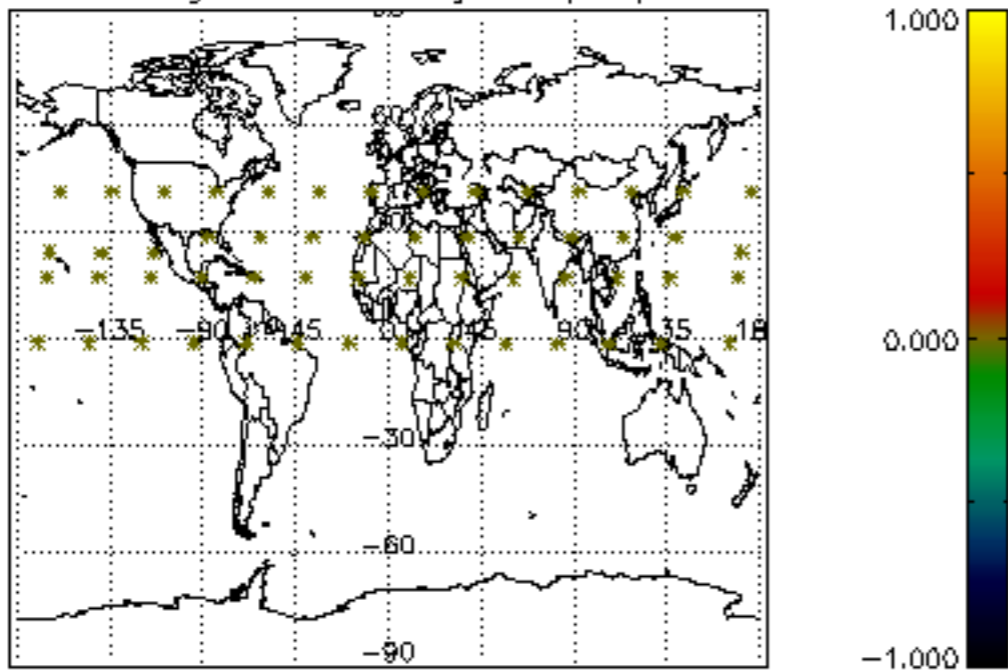
Percentage of star falling outside central band per profile



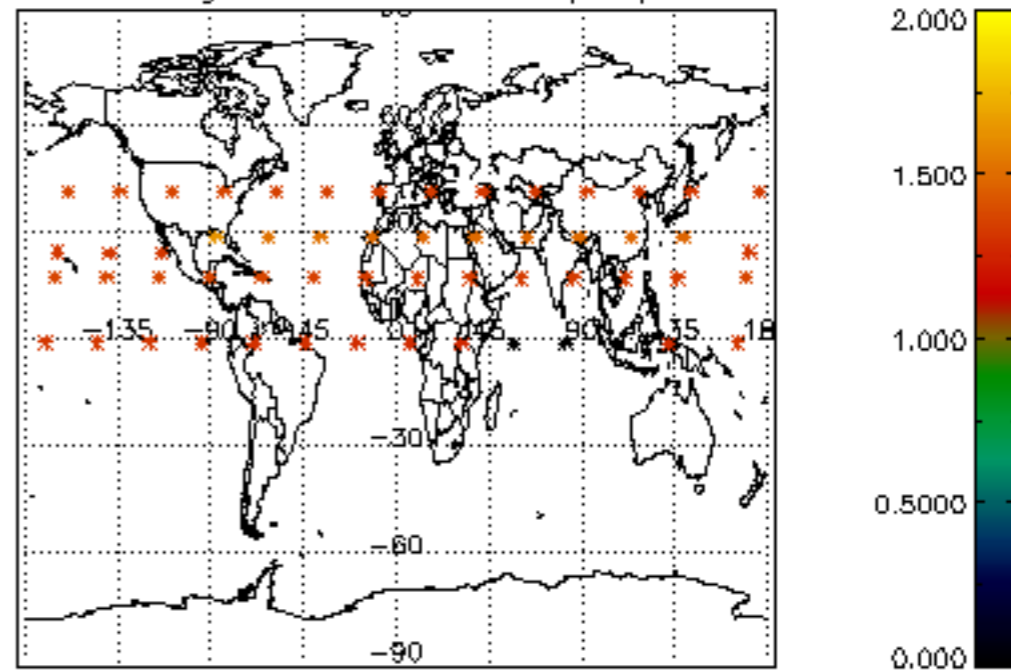
Percentage of saturation errors per profile



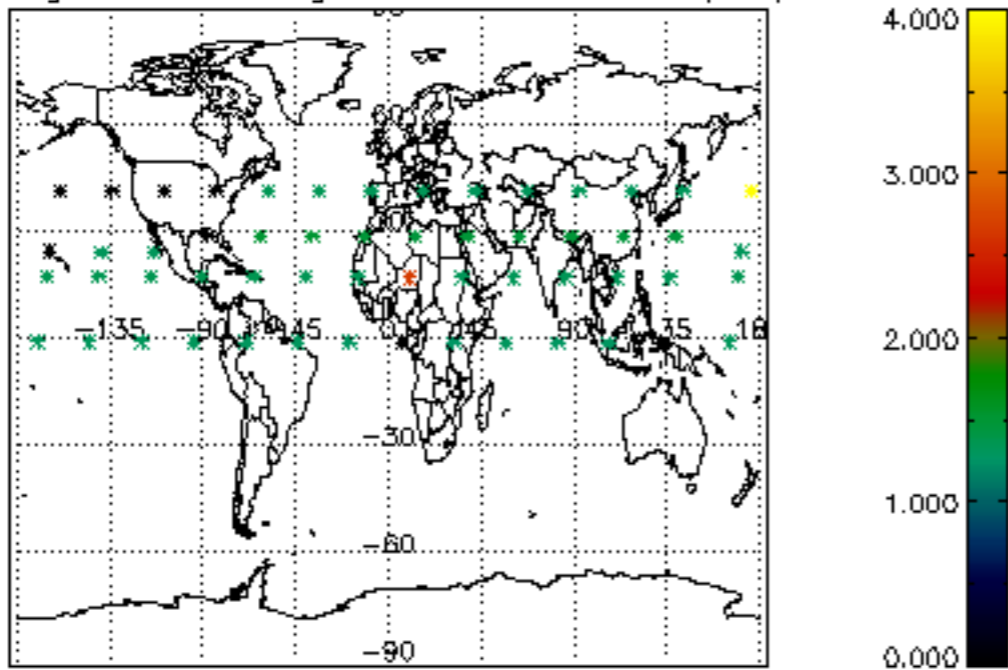
Percentage of cosmic ray hits per profile



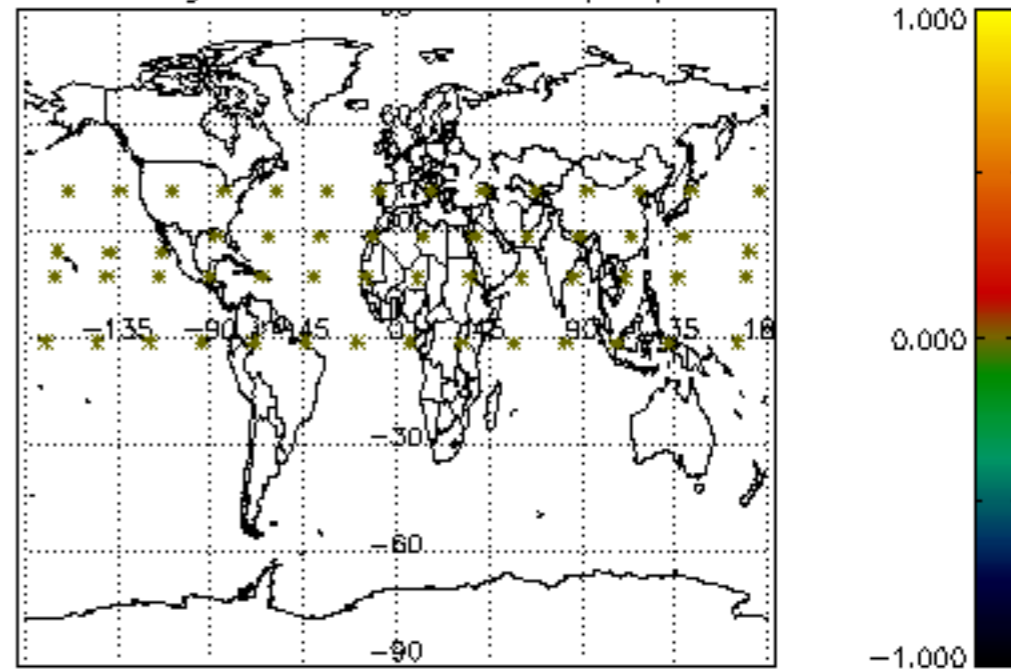
Percentage of datation errors per profile



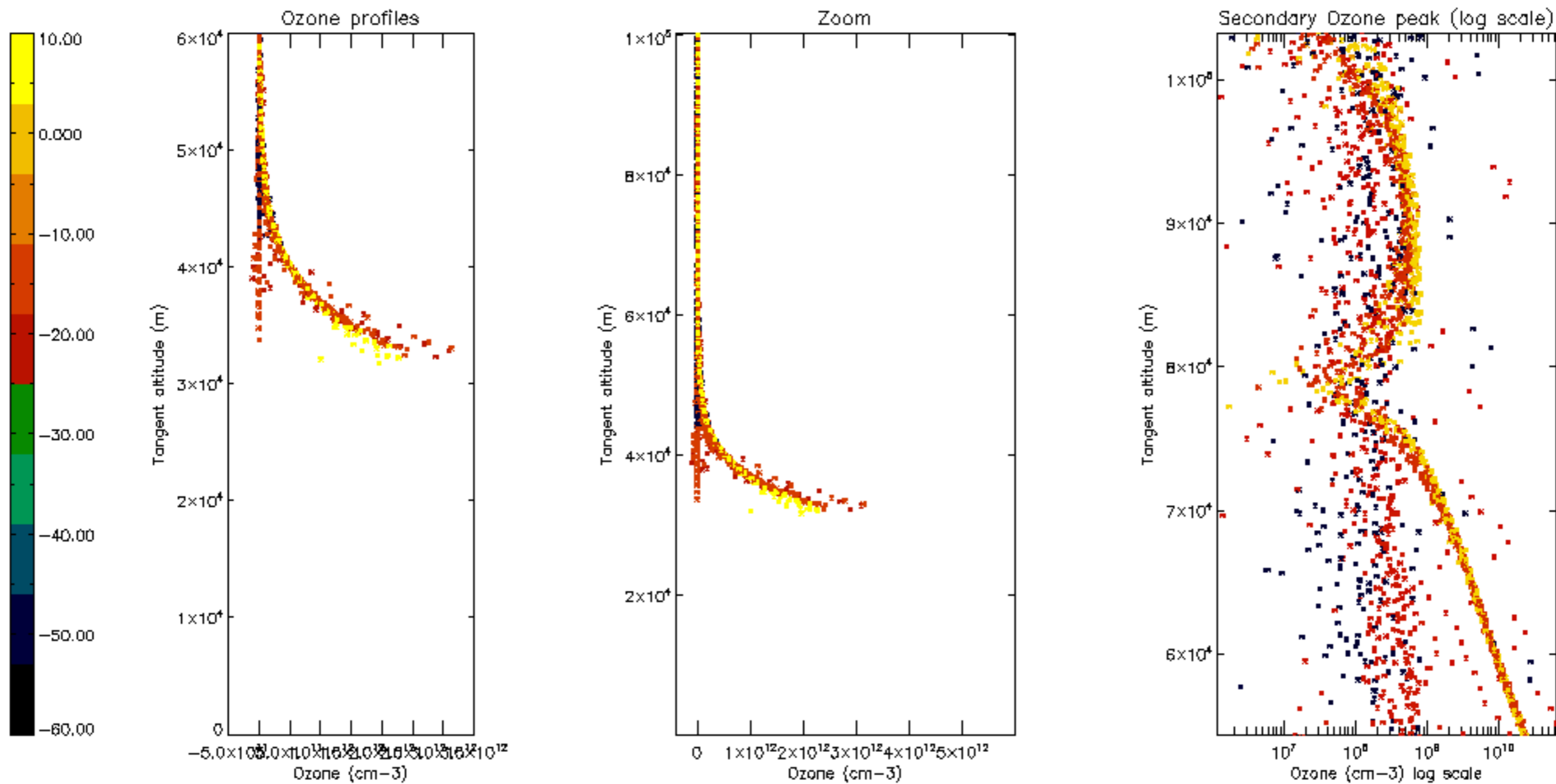
Percentage of star falling outside central band per profile

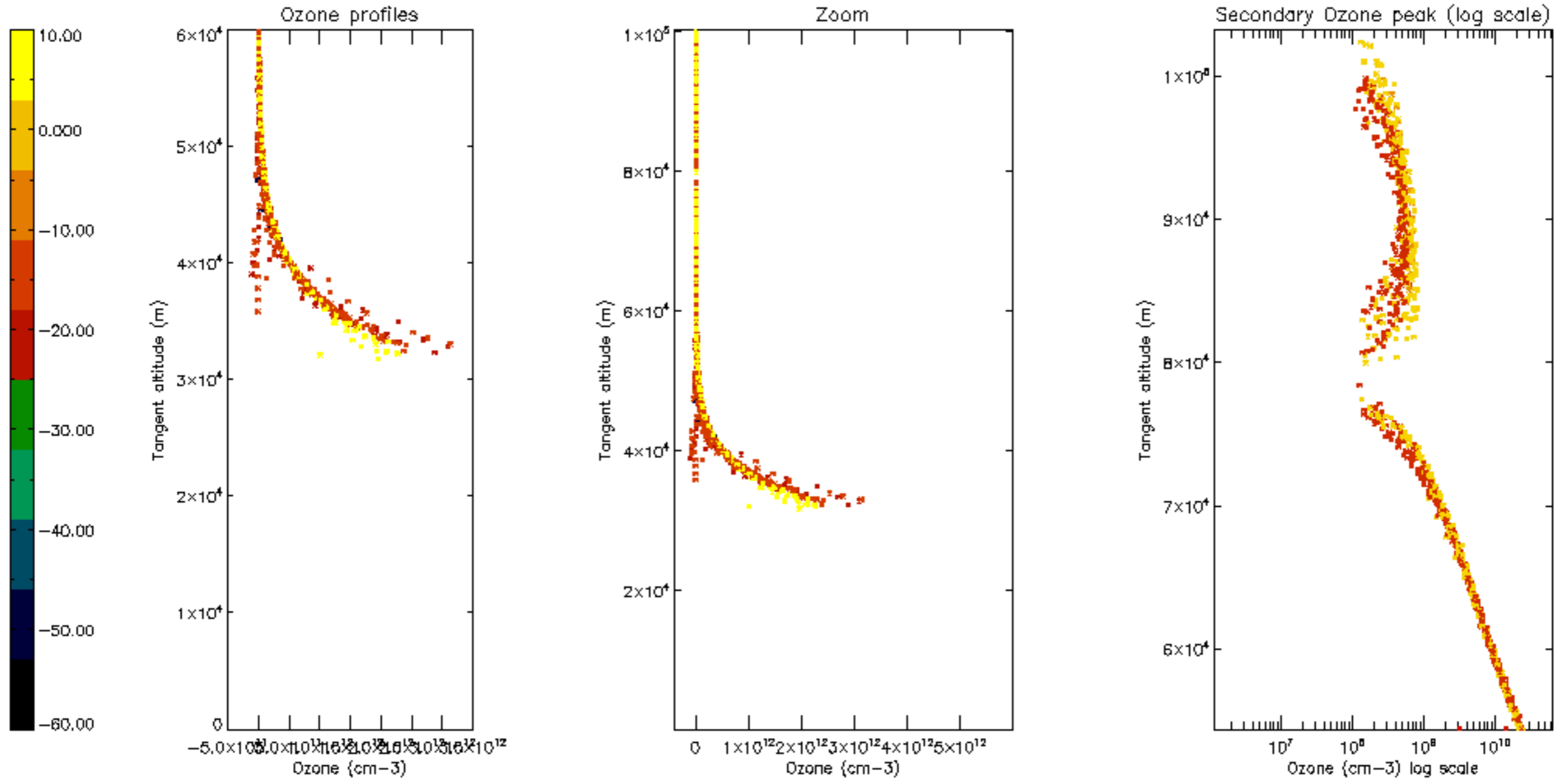


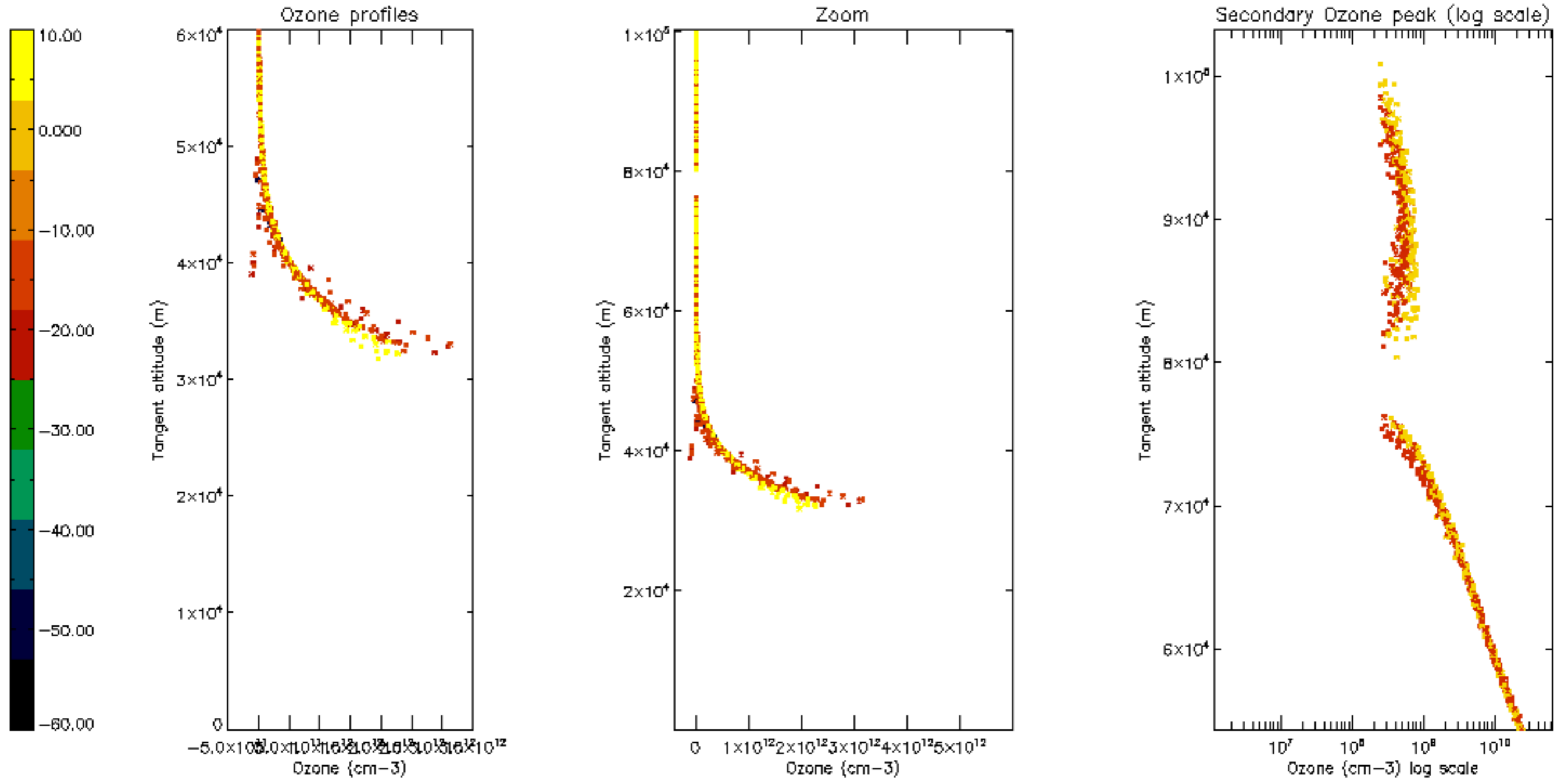
Percentage of saturation errors per profile

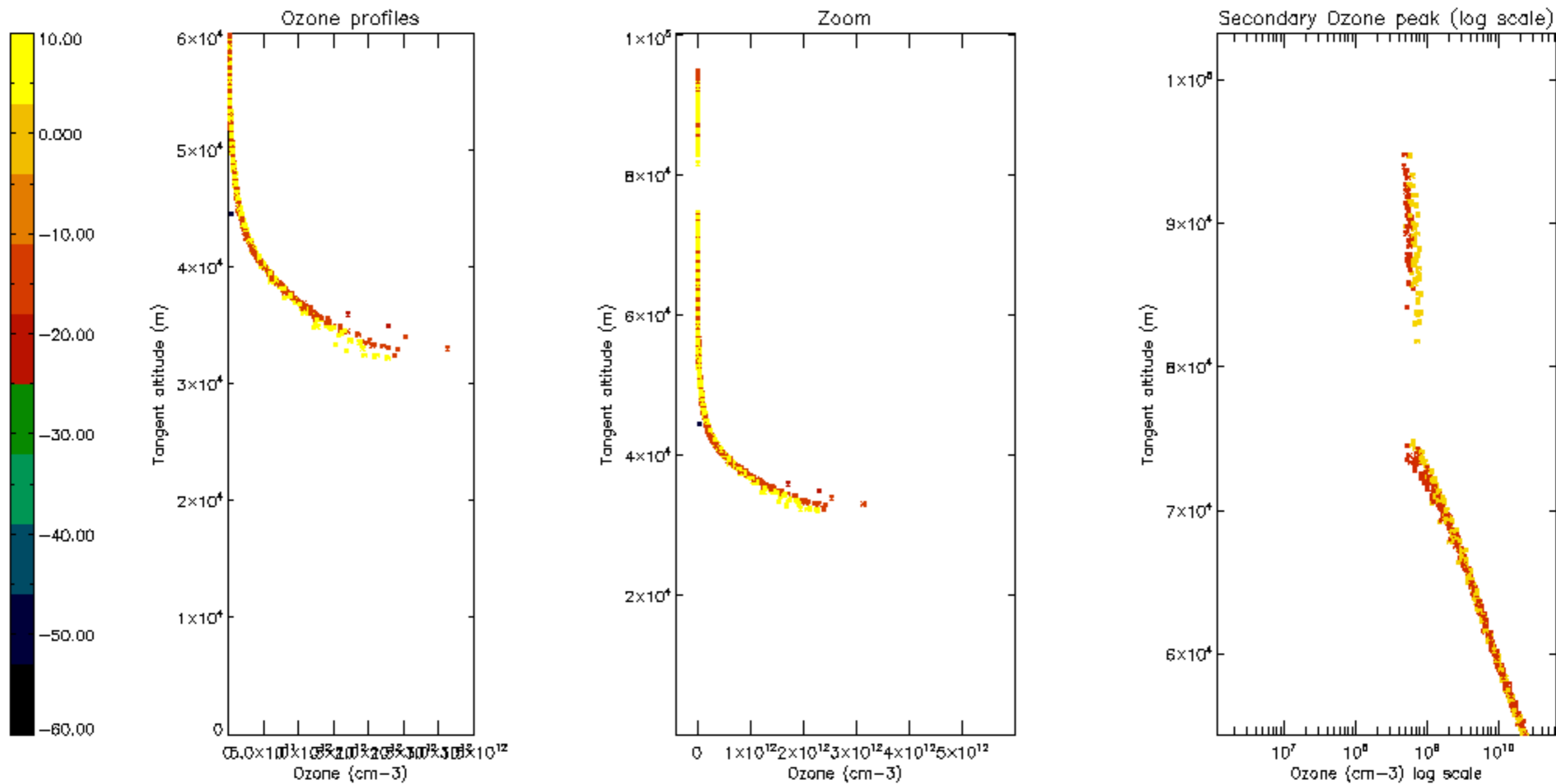


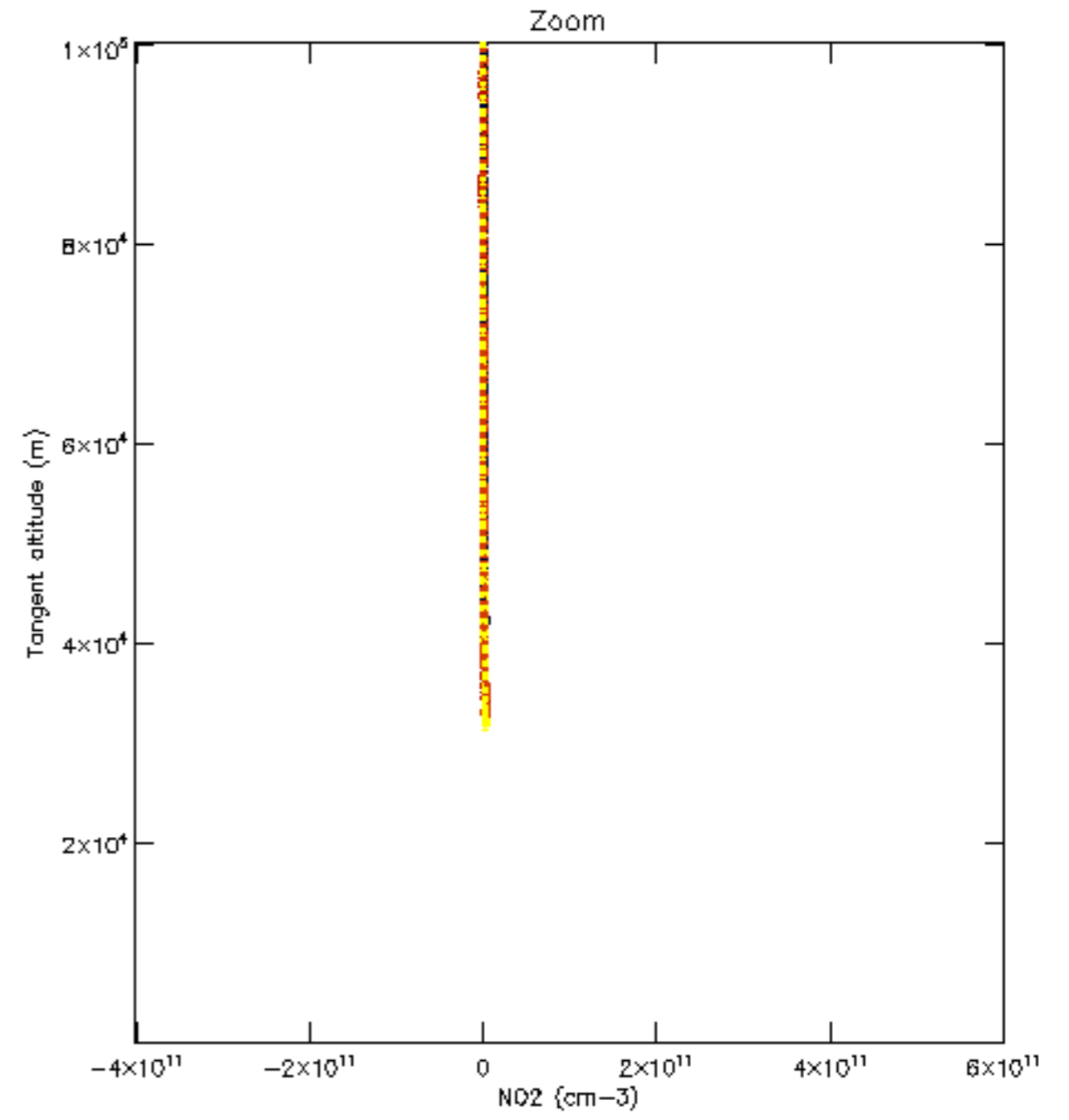
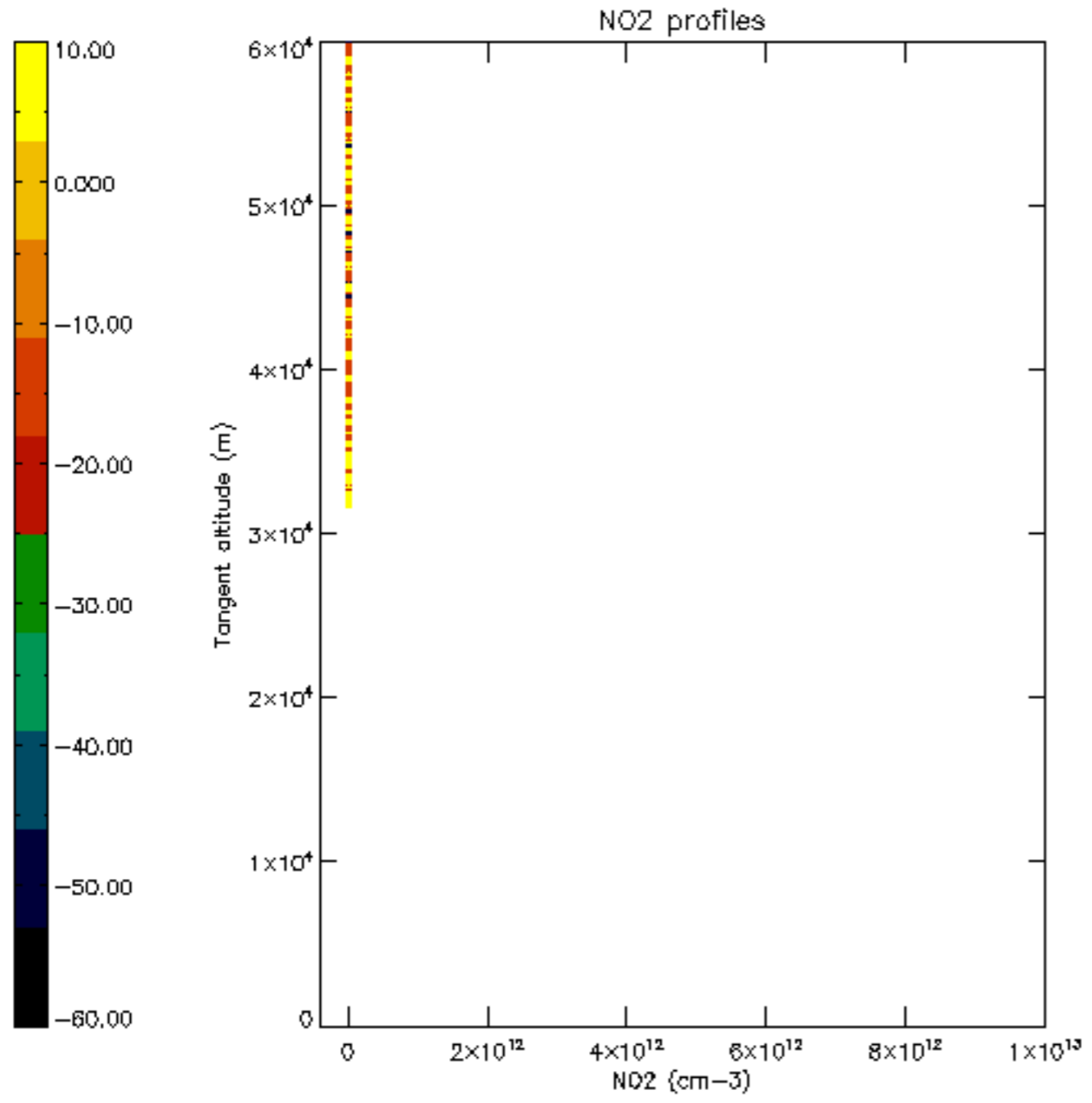


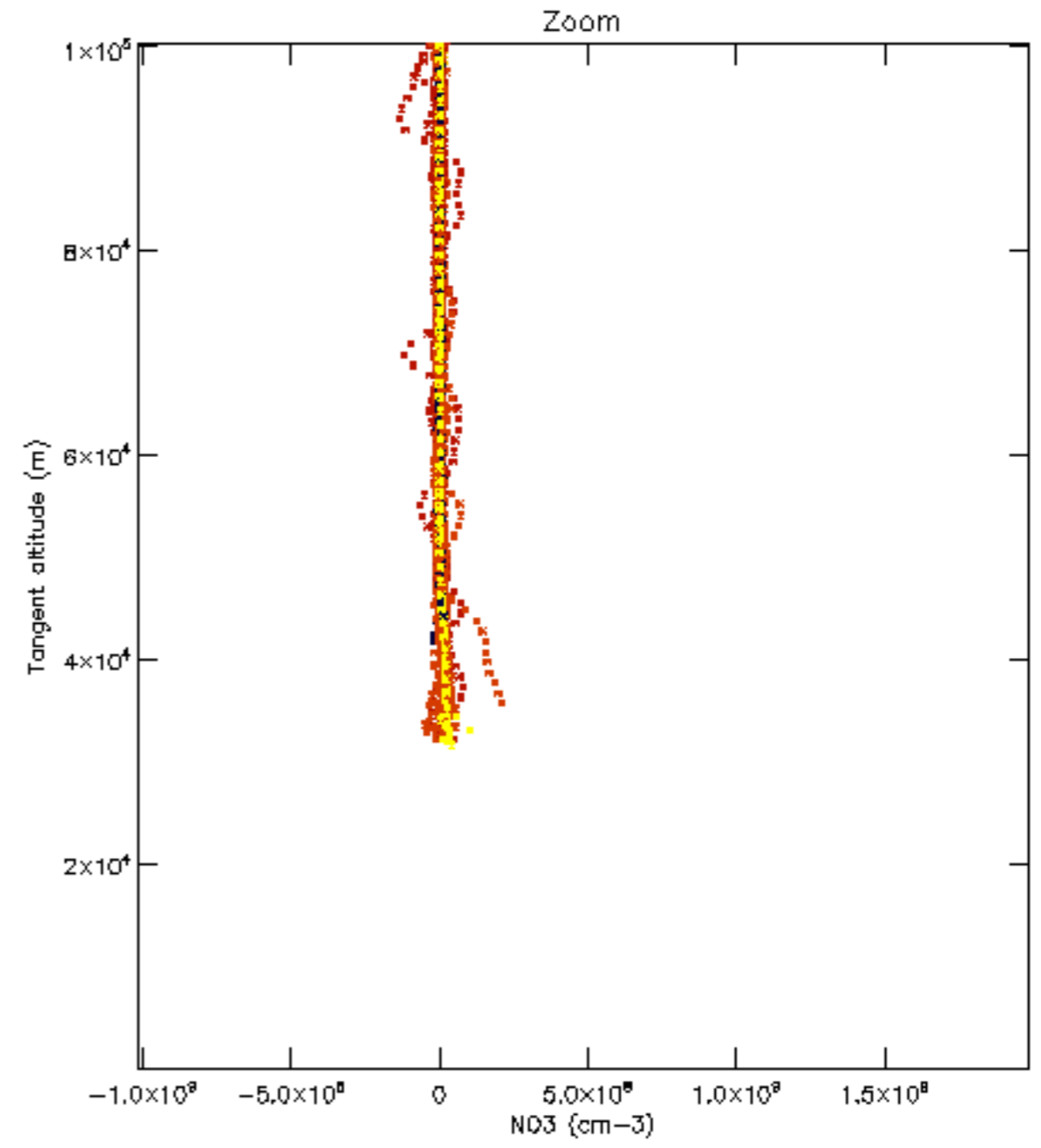
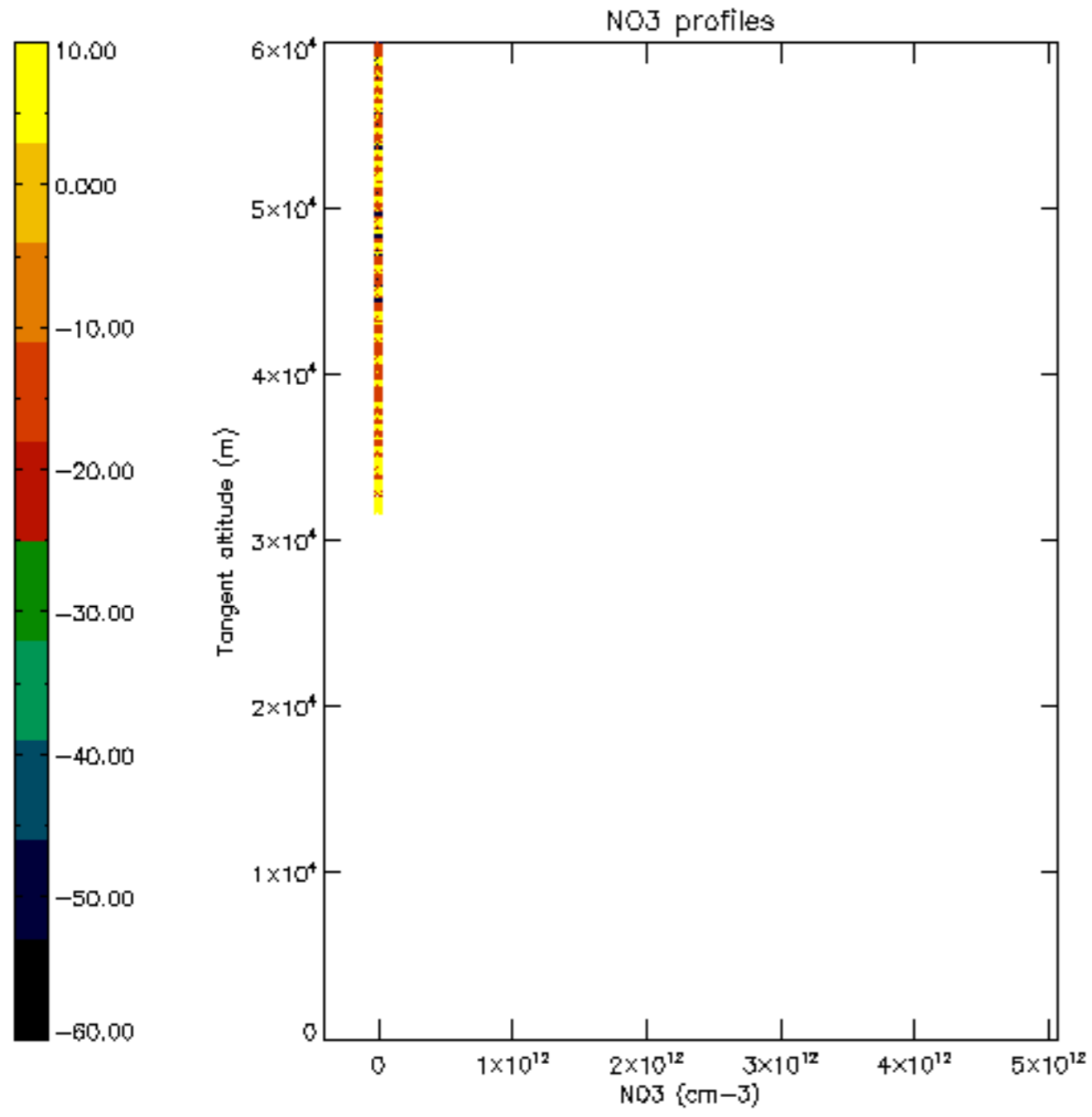


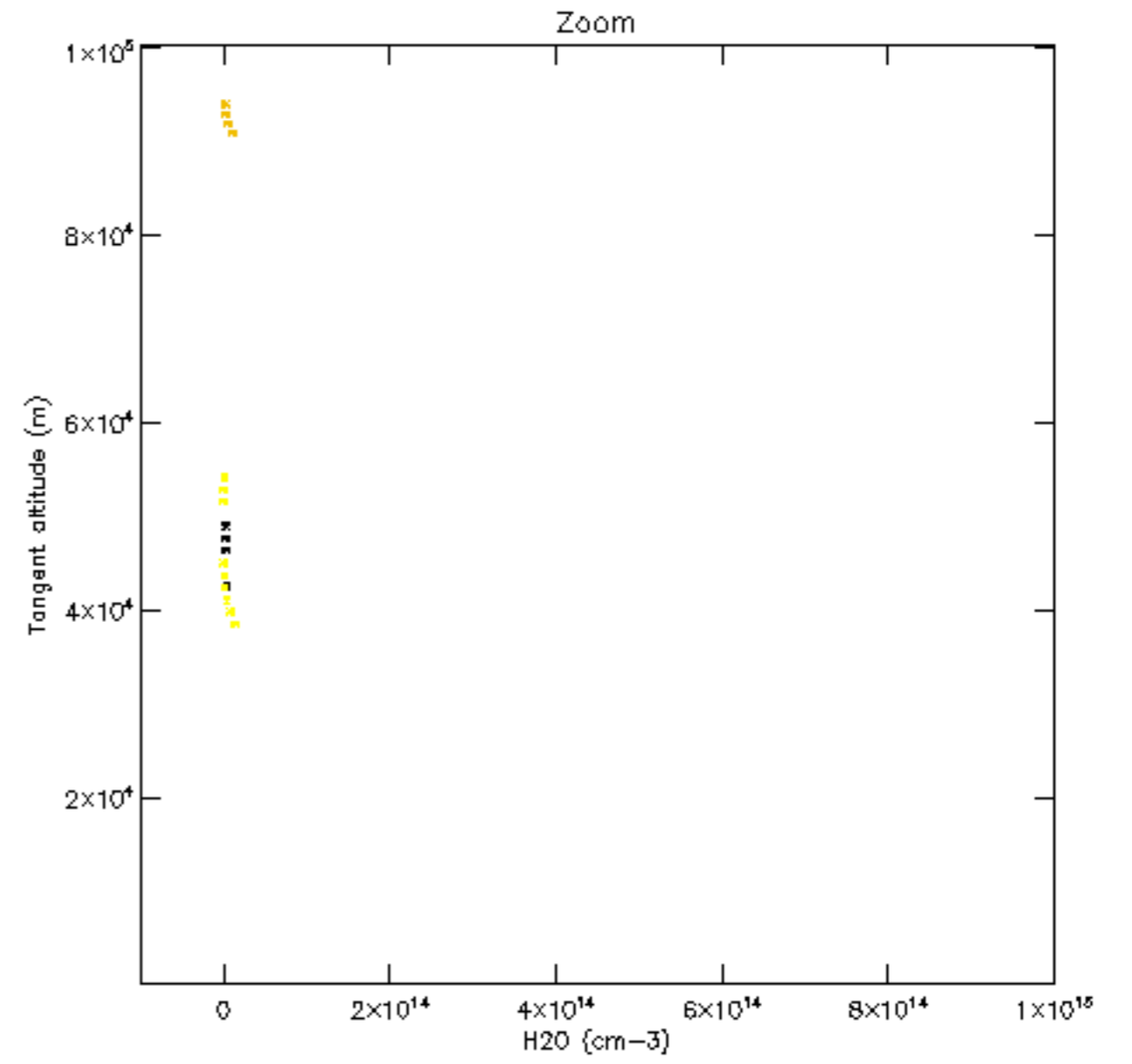
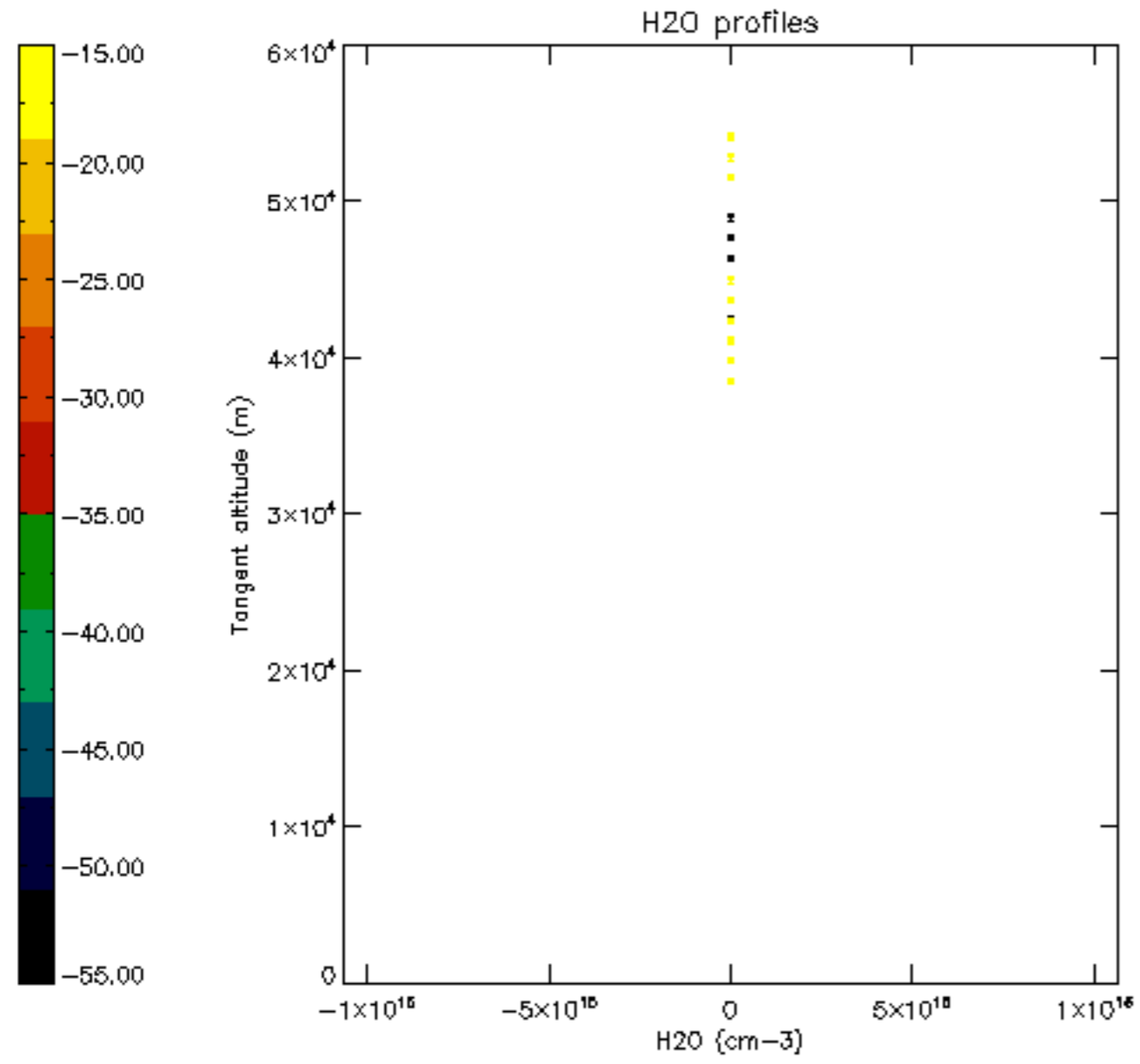


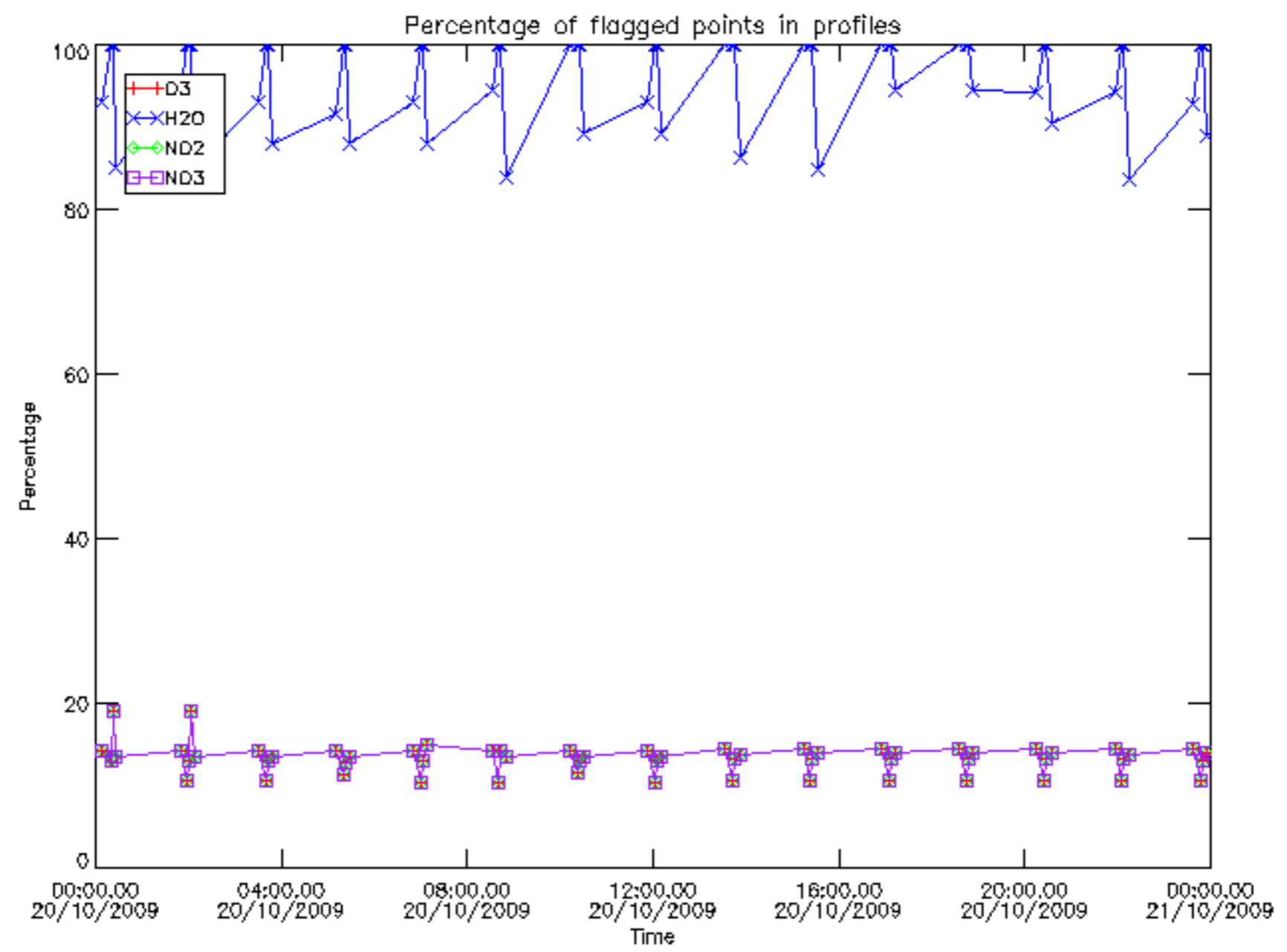






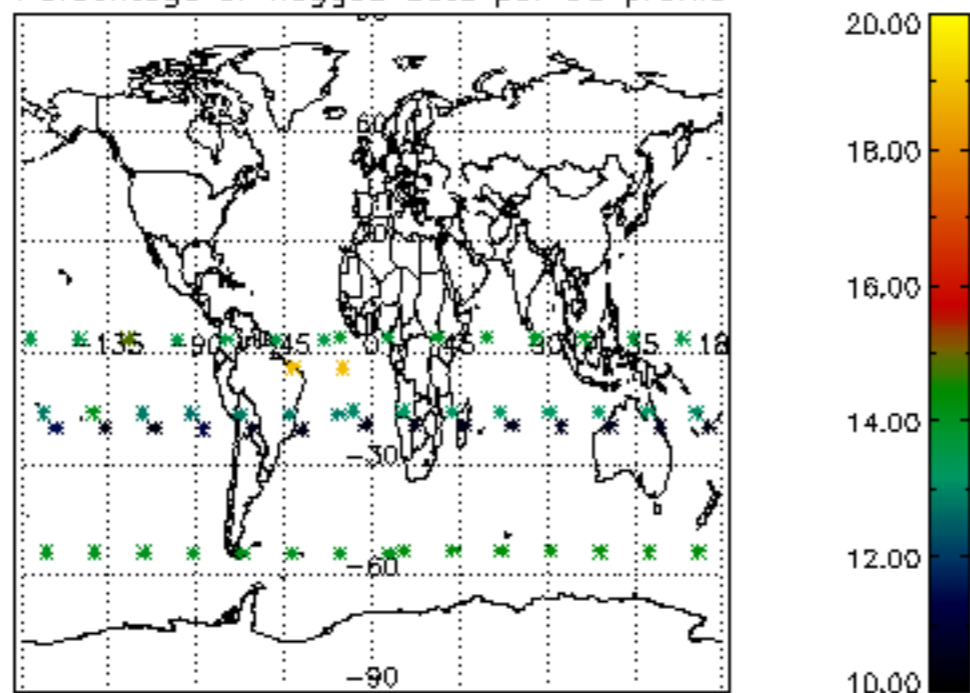




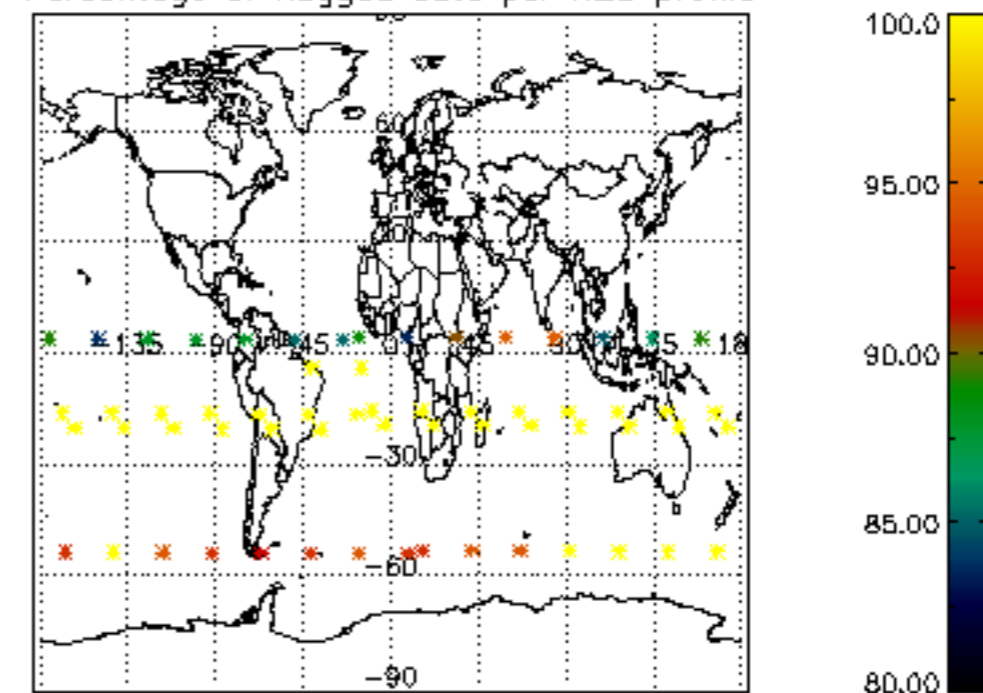




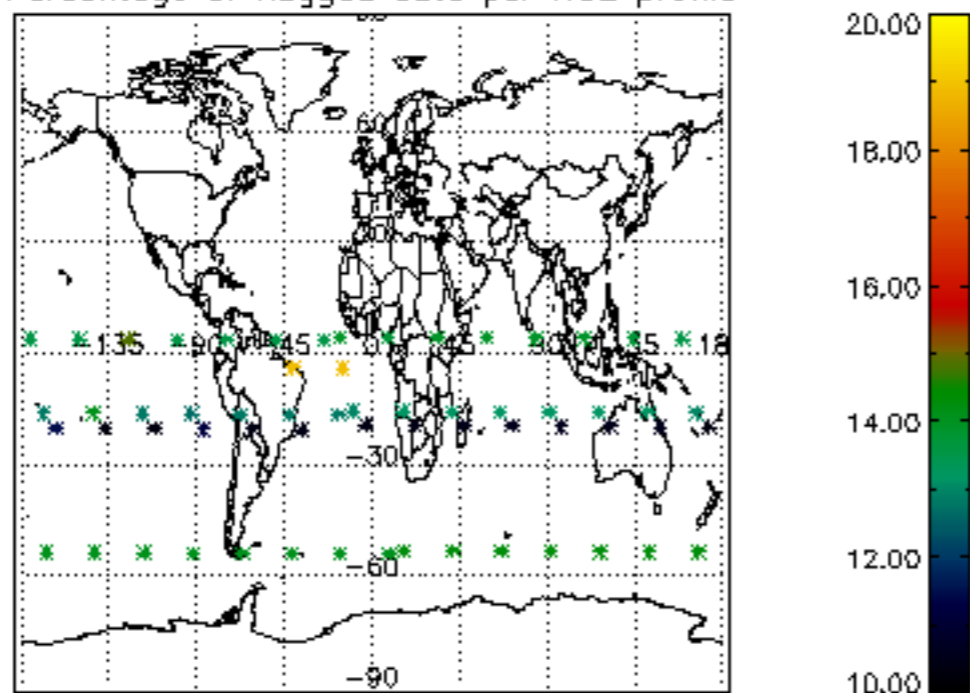
Percentage of flagged data per D3 profile



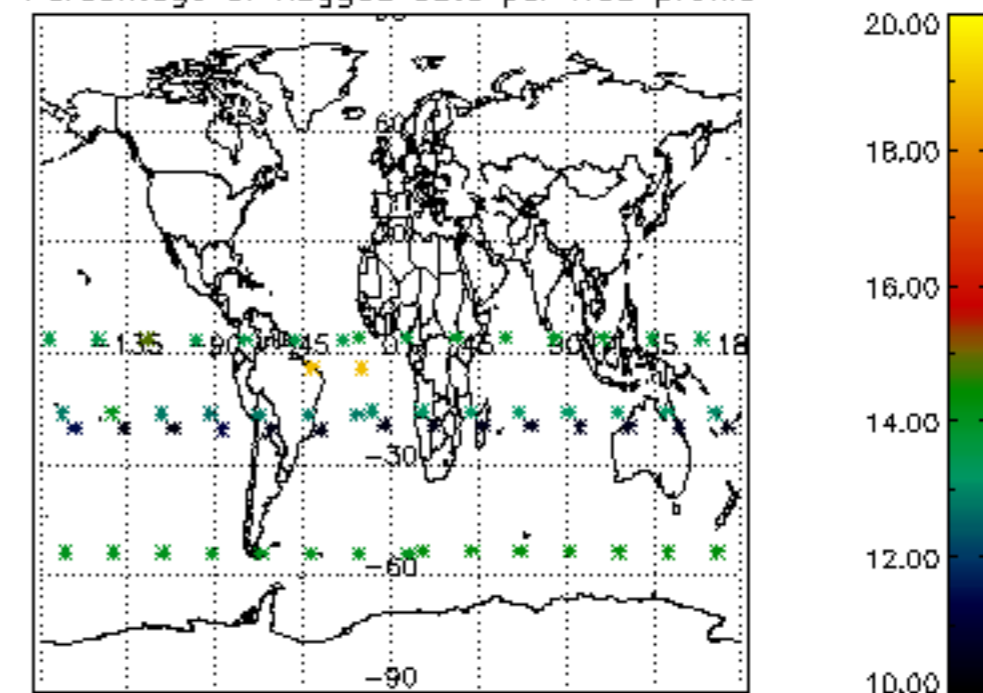
Percentage of flagged data per H2O profile

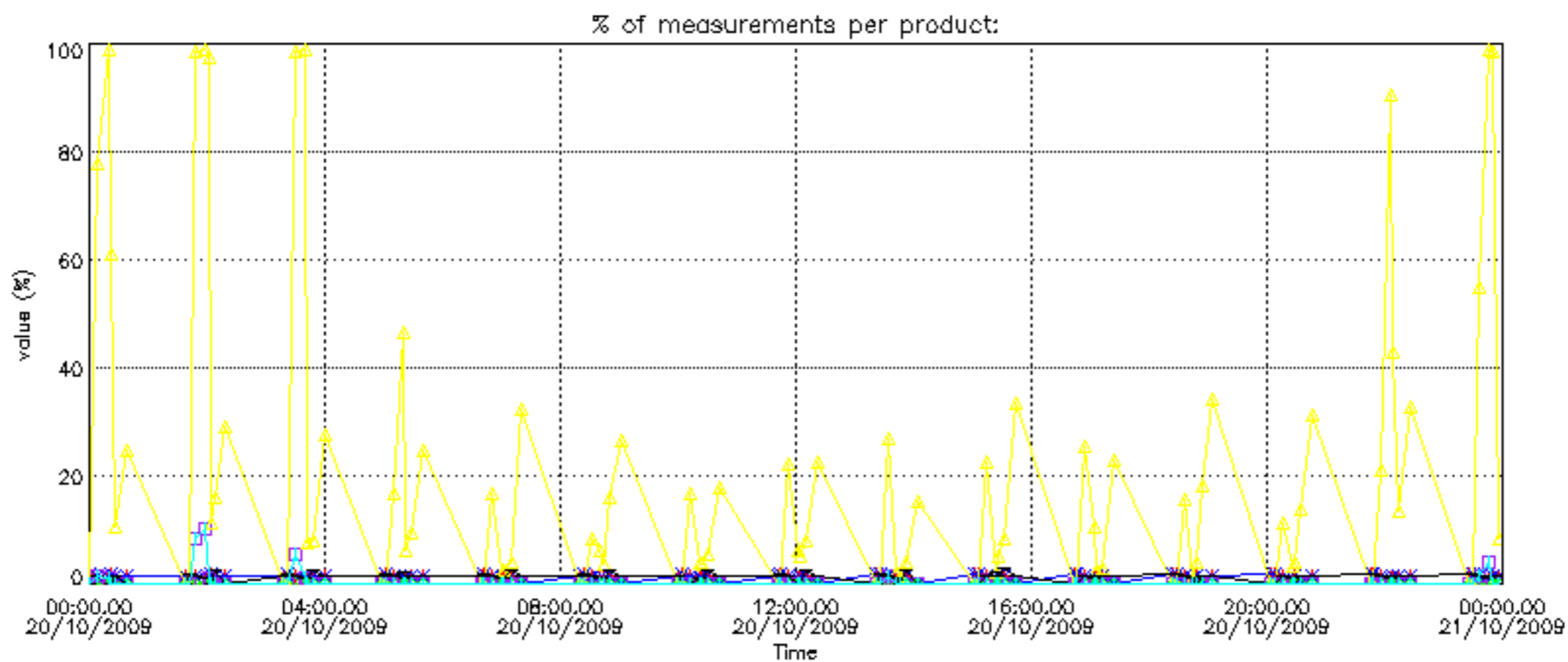


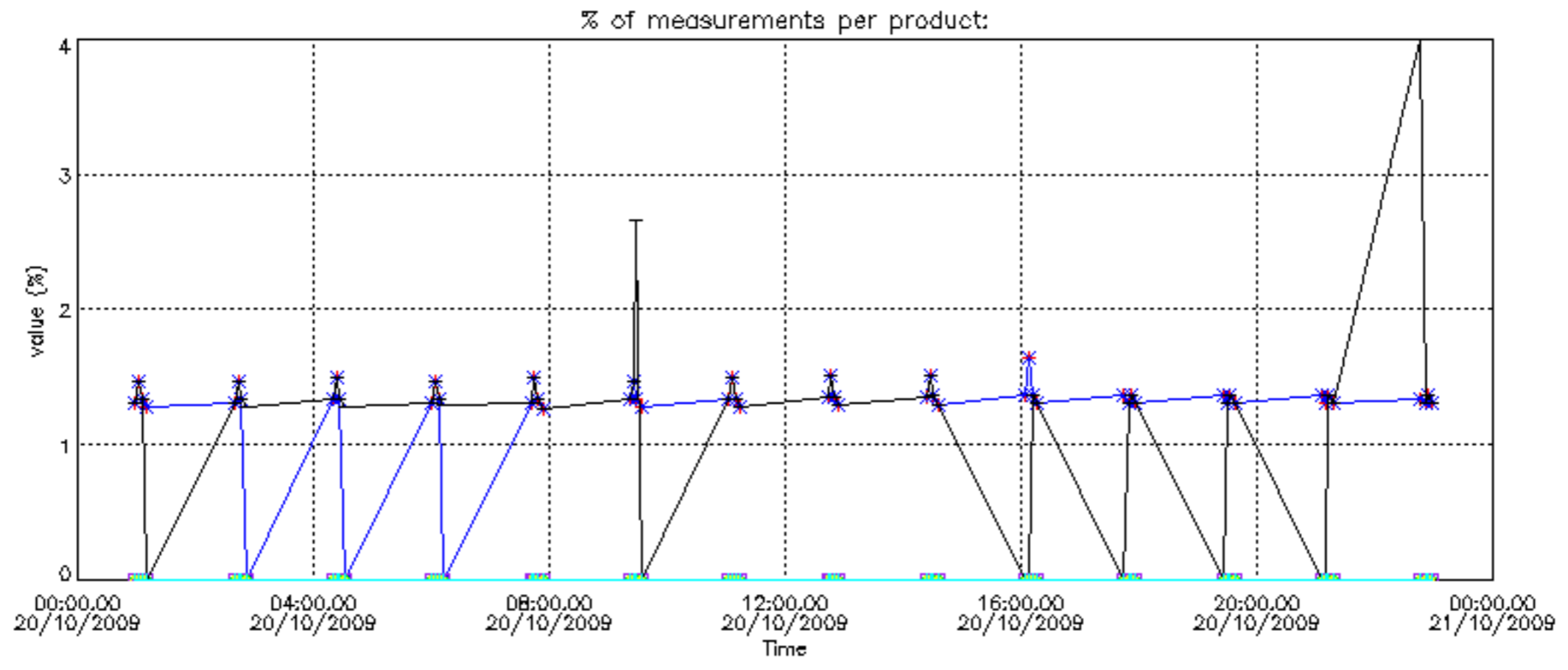
Percentage of flagged data per NO2 profile



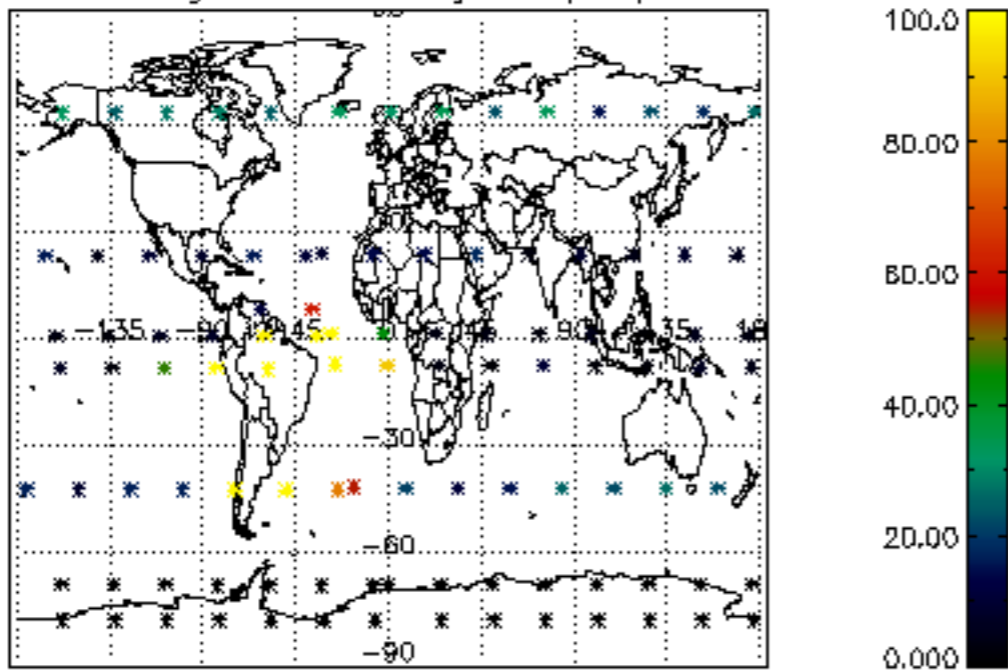
Percentage of flagged data per NO3 profile



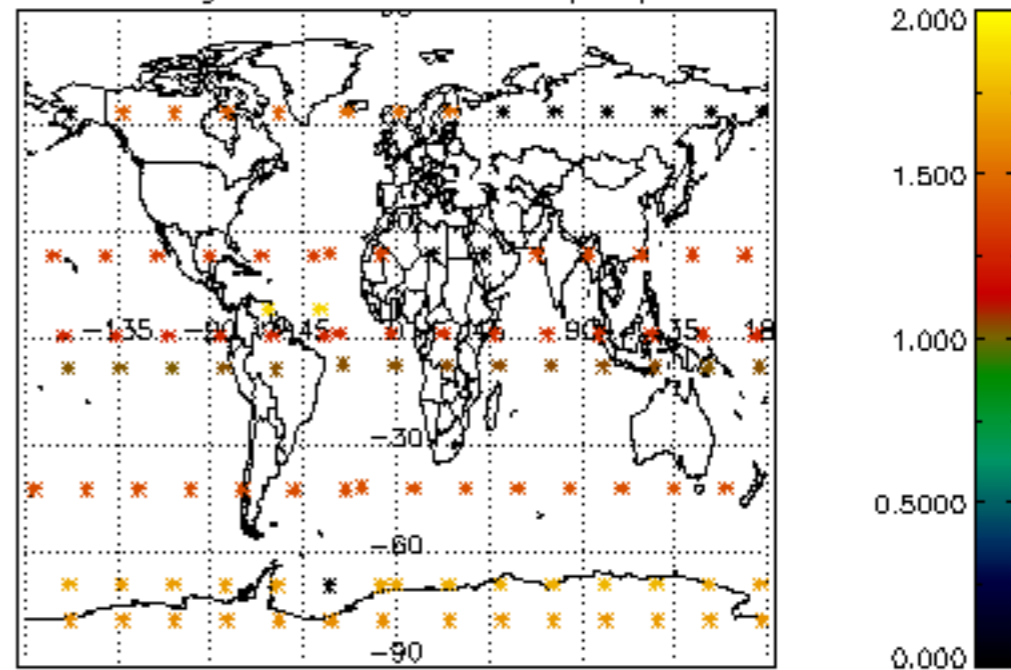




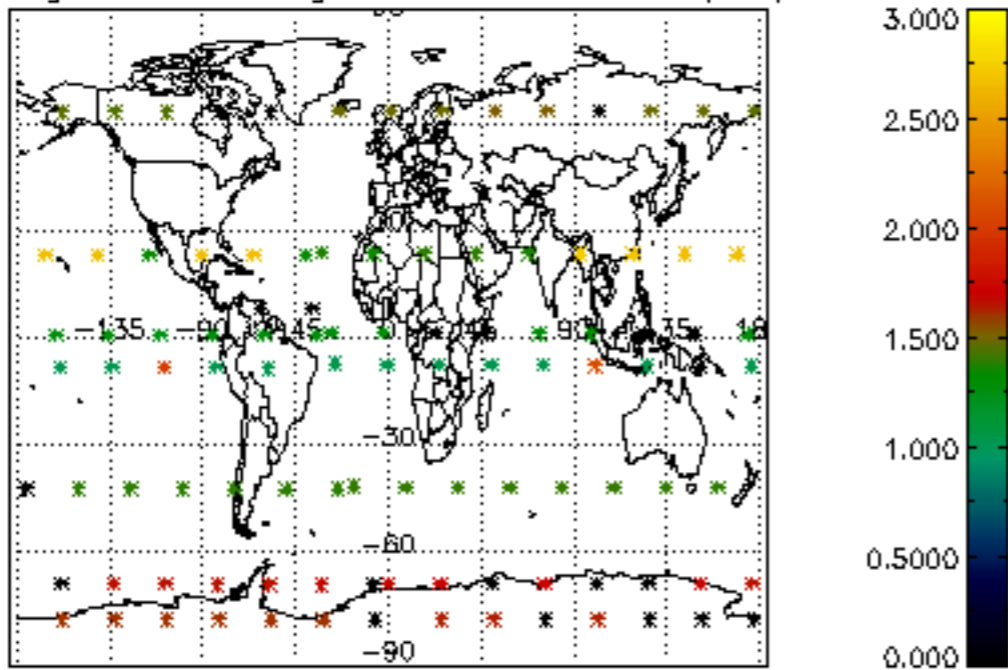
Percentage of cosmic ray hits per profile



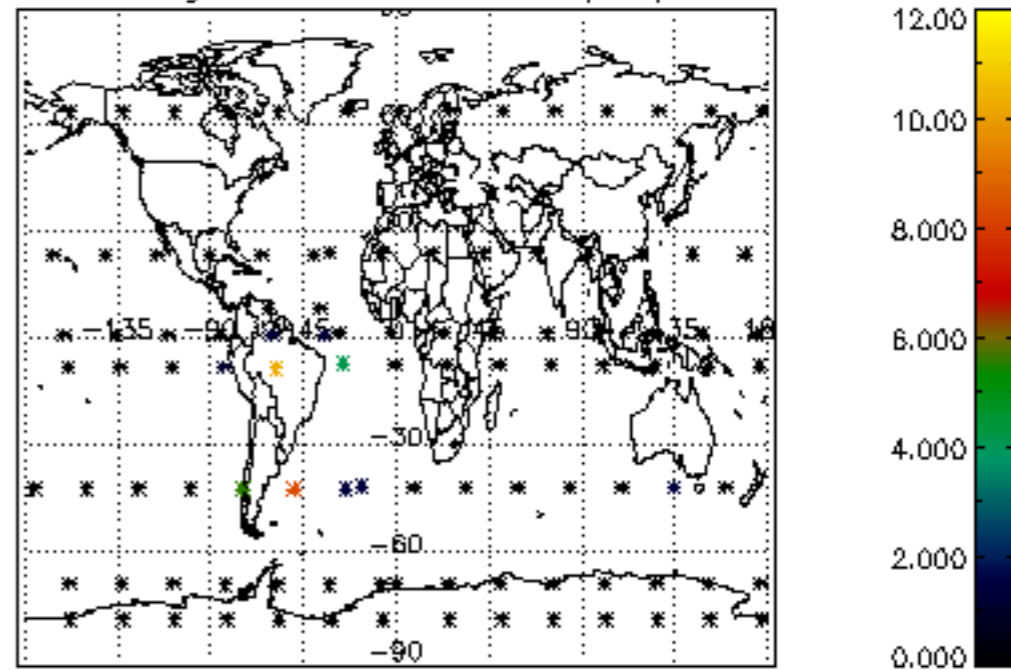
Percentage of datation errors per profile



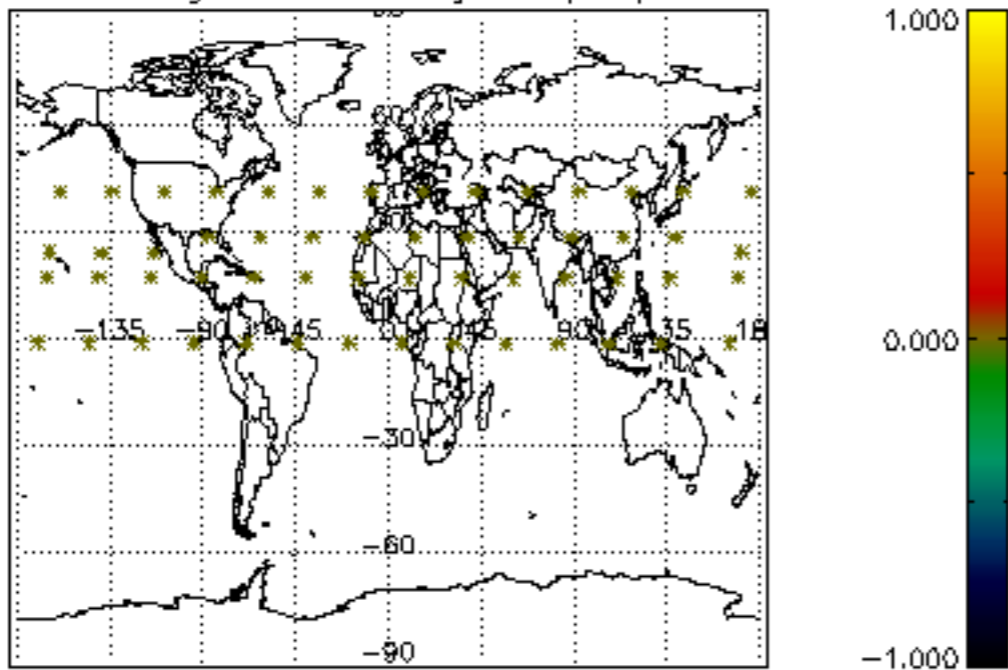
Percentage of star falling outside central band per profile



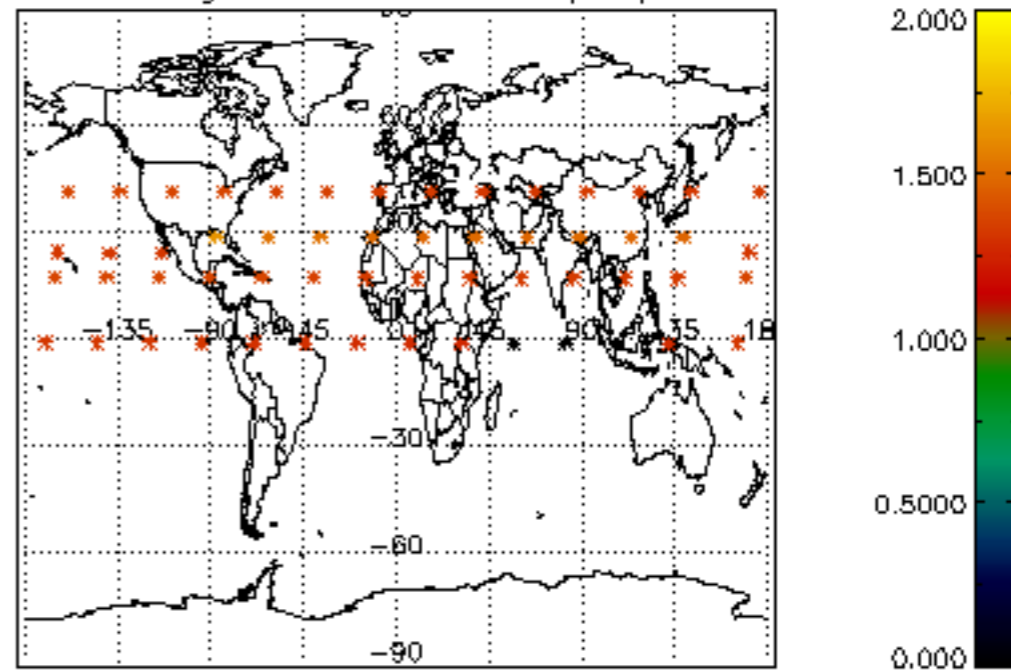
Percentage of saturation errors per profile



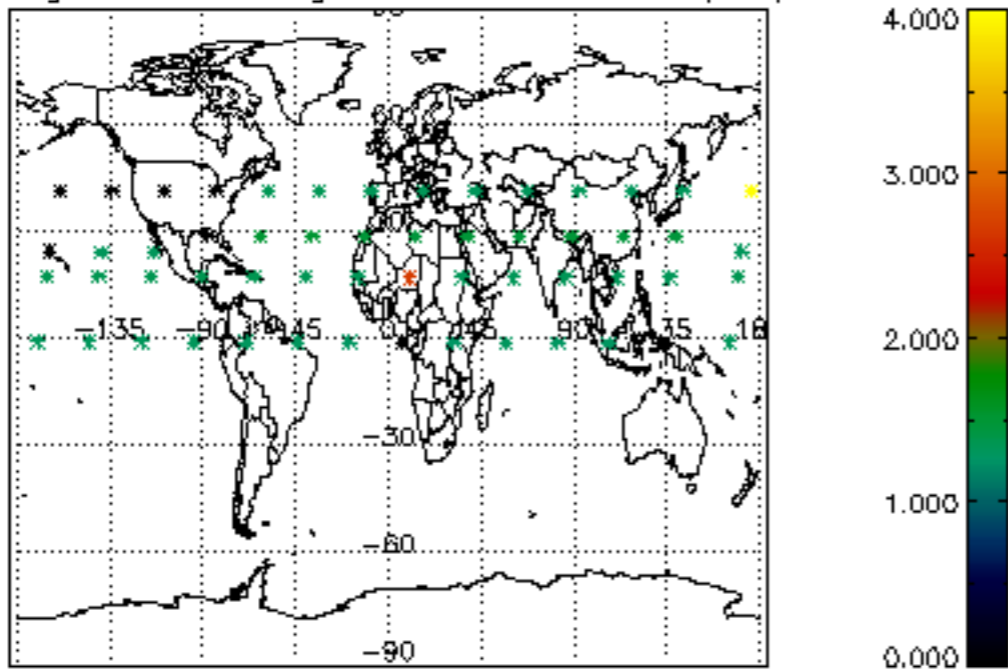
Percentage of cosmic ray hits per profile



Percentage of datation errors per profile



Percentage of star falling outside central band per profile



Percentage of saturation errors per profile

