

# GOMOS Level 2 Daily Report

## SUMMARY

### [1. General Info](#)

### [2. Summary of processed GOM\\_NL\\_2P products](#)

### [3. Level 2 Quality information per product](#)

#### [3.1 Plot of level 2 quality information per product \(time dependant\)](#)

#### [3.2 Plot of level 2 quality information per product \(world map\)](#)

### [4. Level 1 Quality information per product \(stored on level 2 products\)](#)

#### [4.1 Plot of level 1 quality information per product \(time dependant\)](#)

##### [4.1.1 Plot of level 1 quality information per product \(time dependant\): ASCENDING](#)

##### [4.1.2 Plot of level 1 quality information per product \(time dependant\): DESCENDING](#)

#### [4.2 Plot of level 1 quality information per product \(world map\)](#)

##### [4.2.1 Plot of level 1 quality information per product \(world map\): ASCENDING](#)

##### [4.2.2 Plot of level 1 quality information per product \(world map\): DESCENDING](#)

### [5. Ozone profiles based on quality statistics and other trace gas profiles](#)

#### [5.1 Ozone statistics based on quality of products](#)

#### [5.2 Plot ozone profiles for all STD \(dark without errors\)](#)

#### [5.3 Plot ozone profiles where STD < 20% \(dark without errors\)](#)

#### [5.4. Plot ozone profiles where STD < 10% \(dark without errors\)](#)

#### [5.5. Plot ozone profiles where STD < 5% \(dark without errors\)](#)

#### [5.6 Plot NO2 profiles for all STD \(dark without errors\)](#)

#### [5.7 Plot NO3 profiles for all STD \(dark without errors\)](#)

#### [5.8 Plot H2O profiles \(only for occultations of stars 1,2,3,4,13,14,16,26,63 dark without errors\) for all STD](#)

### [6. Auxiliary Data Files used for the production reported in section 2](#)

This report presents the daily analysis on parameters extracted from GOMOS level 2 data (GOM\_NL\_\_2P). It is intended to monitor some important parameters that will impact the quality of these products. A list of level 2 products (and content) that have arrived during the reporting day to the PCF is also given.

Item	Value
Time of report generation	26APR2013 13:21:03
Data source version	GOMOS/6.01
Start time of products	18-10-2009 (18OCT2009 00:00:00)
Stop time of products	19-10-2009 (19OCT2009 00:00:00)
Store outputs in DB	Yes
Nb of level 2 prods	182
Nb of prods with errors	0

## 2. Summary of processed GOM\_NL\_\_2P products.

Nr	Filename	UTC Start time	Limb	Duration	Star Id	Star Name	Star Mag	Star Temp	Nb Meas	Orbit	Prod. error
1	GOM_NL__2PRFIN20091018_000033_000000352083_00274_39907_4407.N1	18-OCT-2009 00:00:33	Straylight	35.000	157	The1Eri	2.9060	9300.0	70	39907	No
2	GOM_NL__2PRFIN20091018_002147_000000392083_00274_39907_4408.N1	18-OCT-2009 00:21:47	Bright	39.000	105	6Bet Ari	2.6450	8900.0	78	39907	No
3	GOM_NL__2PRFIN20091018_002518_000000352083_00274_39907_4409.N1	18-OCT-2009 00:25:18	Bright	34.500	53	43Bet And	2.0480	3300.0	69	39907	No
4	GOM_NL__2PRFIN20091018_002644_000000402083_00274_39907_4410.N1	18-OCT-2009 00:26:44	Bright	40.000	173	4Bet Tri	3.0040	8900.0	80	39907	No
5	GOM_NL__2PRFIN20091018_002838_000000382083_00274_39907_4411.N1	18-OCT-2009 00:28:38	Bright	38.000	73	57Gam1And	2.2600	13100.	76	39907	No
6	GOM_NL__2PRFIN20091018_003231_000000332083_00274_39907_4412.N1	18-OCT-2009 00:32:31	Bright	33.000	110	37Del Cas	2.6780	8900.0	66	39907	No
7	GOM_NL__2PRFIN20091018_003411_000000442083_00274_39907_4413.N1	18-OCT-2009 00:34:11	Bright	43.500	35	33Alp Per	1.7950	6250.0	87	39907	No
8	GOM_NL__2PRFIN20091018_010015_000000302083_00274_39907_4414.N1	18-OCT-2009 01:00:15	Tw_i_and_stray	30.000	166	17Eps Leo	2.9800	6000.0	60	39907	No
9	GOM_NL__2PRFIN20091018_010336_000000282083_00274_39907_4415.N1	18-OCT-2009 01:03:36	Bright	27.500	22	32Alp Leo	1.3600	15200.	55	39907	No
10	GOM_NL__2PRFIN20091018_011110_000000342083_00274_39907_4416.N1	18-OCT-2009 01:11:10	Dark	34.000	48	30Alp Hya	1.9770	4100.0	68	39907	No
11	GOM_NL__2PRFIN20091018_012024_000000472083_00274_39907_4417.N1	18-OCT-2009 01:20:24	Dark	46.500	132	15Rho Pup	2.8030	6900.0	93	39907	No
12	GOM_NL__2PRFIN20091018_012310_000000392083_00274_39907_4418.N1	18-OCT-2009 01:23:10	Dark	39.000	70	Zet Pup	2.2460	39000.	78	39907	No
13	GOM_NL__2PRFIN20091018_012933_000000382083_00275_39908_4422.N1	18-OCT-2009 01:29:33	Dark	37.500	2	Alp Car	-0.73600	7000.0	75	39908	No
14	GOM_NL__2PRFIN20091018_014109_000000362083_00275_39908_4423.N1	18-OCT-2009 01:41:09	Straylight	35.500	157	The1Eri	2.9060	9300.0	71	39908	No
15	GOM_NL__2PRFIN20091018_020223_000000392083_00275_39908_4424.N1	18-OCT-2009 02:02:23	Bright	39.000	105	6Bet Ari	2.6450	8900.0	78	39908	No
16	GOM_NL__2PRFIN20091018_020553_000000352083_00275_39908_4425.N1	18-OCT-2009 02:05:53	Bright	34.500	53	43Bet And	2.0480	3300.0	69	39908	No
17	GOM_NL__2PRFIN20091018_020719_000000402083_00275_39908_4426.N1	18-OCT-2009 02:07:19	Bright	40.000	173	4Bet Tri	3.0040	8900.0	80	39908	No
18	GOM_NL__2PRFIN20091018_020914_000000392083_00275_39908_4427.N1	18-OCT-2009 02:09:14	Bright	38.500	73	57Gam1And	2.2600	13100.	77	39908	No
19	GOM_NL__2PRFIN20091018_021307_000000332083_00275_39908_4428.N1	18-OCT-2009 02:13:07	Bright	32.500	110	37Del Cas	2.6780	8900.0	65	39908	No
20	GOM_NL__2PRFIN20091018_021446_000000432083_00275_39908_4429.N1	18-OCT-2009 02:14:46	Bright	42.500	35	33Alp Per	1.7950	6250.0	85	39908	No
21	GOM_NL__2PRFIN20091018_024052_000000302083_00275_39908_4430.N1	18-OCT-2009 02:40:52	Tw_i_and_stray	30.000	166	17Eps Leo	2.9800	6000.0	60	39908	No
22	GOM_NL__2PRFIN20091018_024411_000000292083_00275_39908_4431.N1	18-OCT-2009 02:44:11	Bright	29.000	22	32Alp Leo	1.3600	15200.	58	39908	No
23	GOM_NL__2PRFIN20091018_025146_000000352083_00275_39908_4432.N1	18-OCT-2009 02:51:46	Dark	34.500	48	30Alp Hya	1.9770	4100.0	69	39908	No
24	GOM_NL__2PRFIN20091018_030101_000000472083_00275_39908_4433.N1	18-OCT-2009 03:01:01	Dark	47.000	132	15Rho Pup	2.8030	6900.0	94	39908	No
25	GOM_NL__2PRFIN20091018_030347_000000392083_00275_39908_4434.N1	18-OCT-2009 03:03:47	Dark	38.500	70	Zet Pup	2.2460	39000.	77	39908	No
26	GOM_NL__2PRFIN20091018_031009_000000382083_00276_39909_4431.N1	18-OCT-2009 03:10:09	Dark	37.500	2	Alp Car	-0.73600	7000.0	75	39909	No
27	GOM_NL__2PRFIN20091018_032146_000000352083_00276_39909_4432.N1	18-OCT-2009 03:21:46	Straylight	35.000	157	The1Eri	2.9060	9300.0	70	39909	No
28	GOM_NL__2PRFIN20091018_034258_000000392083_00276_39909_4433.N1	18-OCT-2009 03:42:58	Bright	39.000	105	6Bet Ari	2.6450	8900.0	78	39909	No
29	GOM_NL__2PRFIN20091018_034629_000000352083_00276_39909_4434.N1	18-OCT-2009 03:46:29	Bright	34.500	53	43Bet And	2.0480	3300.0	69	39909	No
30	GOM_NL__2PRFIN20091018_034755_000000402083_00276_39909_4435.N1	18-OCT-2009 03:47:55	Bright	40.000	173	4Bet Tri	3.0040	8900.0	80	39909	No
31	GOM_NL__2PRFIN20091018_034949_000000382083_00276_39909_4436.N1	18-OCT-2009 03:49:49	Bright	38.000	73	57Gam1And	2.2600	13100.	76	39909	No
32	GOM_NL__2PRFIN20091018_035342_000000332083_00276_39909_4437.N1	18-OCT-2009 03:53:42	Bright	33.000	110	37Del Cas	2.6780	8900.0	66	39909	No
33	GOM_NL__2PRFIN20091018_035521_000000432083_00276_39909_4438.N1	18-OCT-2009 03:55:21	Bright	43.000	35	33Alp Per	1.7950	6250.0	86	39909	No
34	GOM_NL__2PRFIN20091018_042128_000000302083_00276_39909_4439.N1	18-OCT-2009 04:21:28	Tw_i_and_stray	30.000	166	17Eps Leo	2.9800	6000.0	60	39909	No
35	GOM_NL__2PRFIN20091018_042447_000000292083_00276_39909_4440.N1	18-OCT-2009 04:24:47	Bright	29.000	22	32Alp Leo	1.3600	15200.	58	39909	No
36	GOM_NL__2PRFIN20091018_043223_000000352083_00276_39909_4441.N1	18-OCT-2009 04:32:23	Dark	34.500	48	30Alp Hya	1.9770	4100.0	69	39909	No
37	GOM_NL__2PRFIN20091018_044139_000000472083_00276_39909_4442.N1	18-OCT-2009 04:41:39	Dark	46.500	132	15Rho Pup	2.8030	6900.0	93	39909	No
38	GOM_NL__2PRFIN20091018_044424_000000392083_00276_39909_4443.N1	18-OCT-2009 04:44:24	Dark	38.500	70	Zet Pup	2.2460	39000.	77	39909	No
39	GOM_NL__2PRFIN20091018_045046_000000382083_00277_39910_4440.N1	18-OCT-2009 04:50:46	Dark	37.500	2	Alp Car	-0.73600	7000.0	75	39910	No
40	GOM_NL__2PRFIN20091018_050222_000000352083_00277_39910_4441.N1	18-OCT-2009 05:02:22	Straylight	35.000	157	The1Eri	2.9060	9300.0	70	39910	No
41	GOM_NL__2PRFIN20091018_052334_000000392083_00277_39910_4442.N1	18-OCT-2009 05:23:34	Bright	38.500	105	6Bet Ari	2.6450	8900.0	77	39910	No
42	GOM_NL__2PRFIN20091018_052705_000000342083_00277_39910_4443.N1	18-OCT-2009 05:27:05	Bright	34.000	53	43Bet And	2.0480	3300.0	68	39910	No

43	GOM_NL__2PRFIN20091018_052831_000000402083_00277_39910_4444.N1	18-OCT-2009 05:28:31	Bright	40.000	173	4Bet Tri	3.0040	8900.0	80	39910	No
44	GOM_NL__2PRFIN20091018_053024_000000392083_00277_39910_4445.N1	18-OCT-2009 05:30:24	Bright	38.500	73	57Gam1And	2.2600	13100.	77	39910	No
45	GOM_NL__2PRFIN20091018_053418_000000332083_00277_39910_4446.N1	18-OCT-2009 05:34:18	Bright	32.500	110	37Del Cas	2.6780	8900.0	65	39910	No
46	GOM_NL__2PRFIN20091018_053556_000000432083_00277_39910_4447.N1	18-OCT-2009 05:35:56	Bright	42.500	35	33Alp Per	1.7950	6250.0	85	39910	No
47	GOM_NL__2PRFIN20091018_060204_000000302083_00277_39910_4448.N1	18-OCT-2009 06:02:04	Tw_i_and_stray	30.000	166	17Eps Leo	2.9800	6000.0	60	39910	No
48	GOM_NL__2PRFIN20091018_060523_000000292083_00277_39910_4449.N1	18-OCT-2009 06:05:23	Bright	29.000	22	32Alp Leo	1.3600	15200.	58	39910	No
49	GOM_NL__2PRFIN20091018_061300_000000352083_00277_39910_4450.N1	18-OCT-2009 06:13:00	Dark	34.500	48	30Alp Hya	1.9770	4100.0	69	39910	No
50	GOM_NL__2PRFIN20091018_062216_000000472083_00277_39910_4451.N1	18-OCT-2009 06:22:16	Dark	47.000	132	15Rho Pup	2.8030	6900.0	94	39910	No
51	GOM_NL__2PRFIN20091018_062501_000000392083_00277_39910_4452.N1	18-OCT-2009 06:25:01	Dark	39.000	70	Zet Pup	2.2460	39000.	78	39910	No
52	GOM_NL__2PRFIN20091018_063123_000000392083_00278_39911_4455.N1	18-OCT-2009 06:31:23	Dark	38.500	2	Alp Car	-0.73600	7000.0	77	39911	No
53	GOM_NL__2PRFIN20091018_064259_000000352083_00278_39911_4456.N1	18-OCT-2009 06:42:59	Straylight	35.000	157	The1Eri	2.9060	9300.0	70	39911	No
54	GOM_NL__2PRFIN20091018_070409_000000392083_00278_39911_4457.N1	18-OCT-2009 07:04:09	Bright	39.000	105	6Bet Ari	2.6450	8900.0	78	39911	No
55	GOM_NL__2PRFIN20091018_070740_000000352083_00278_39911_4458.N1	18-OCT-2009 07:07:40	Bright	34.500	53	43Bet And	2.0480	3300.0	69	39911	No
56	GOM_NL__2PRFIN20091018_070906_000000402083_00278_39911_4459.N1	18-OCT-2009 07:09:06	Bright	40.000	173	4Bet Tri	3.0040	8900.0	80	39911	No
57	GOM_NL__2PRFIN20091018_071100_000000382083_00278_39911_4460.N1	18-OCT-2009 07:11:00	Bright	38.000	73	57Gam1And	2.2600	13100.	76	39911	No
58	GOM_NL__2PRFIN20091018_071454_000000332083_00278_39911_4461.N1	18-OCT-2009 07:14:54	Bright	33.000	110	37Del Cas	2.6780	8900.0	66	39911	No
59	GOM_NL__2PRFIN20091018_071631_000000432083_00278_39911_4462.N1	18-OCT-2009 07:16:31	Bright	43.000	35	33Alp Per	1.7950	6250.0	86	39911	No
60	GOM_NL__2PRFIN20091018_074240_000000302083_00278_39911_4463.N1	18-OCT-2009 07:42:40	Tw_i_and_stray	30.000	166	17Eps Leo	2.9800	6000.0	60	39911	No
61	GOM_NL__2PRFIN20091018_074600_000000292083_00278_39911_4464.N1	18-OCT-2009 07:46:00	Bright	29.000	22	32Alp Leo	1.3600	15200.	58	39911	No
62	GOM_NL__2PRFIN20091018_075337_000000352083_00278_39911_4465.N1	18-OCT-2009 07:53:37	Dark	35.000	48	30Alp Hya	1.9770	4100.0	70	39911	No
63	GOM_NL__2PRFIN20091018_080253_000000482083_00278_39911_4466.N1	18-OCT-2009 08:02:53	Dark	47.500	132	15Rho Pup	2.8030	6900.0	95	39911	No
64	GOM_NL__2PRFIN20091018_080538_000000392083_00278_39911_4467.N1	18-OCT-2009 08:05:38	Dark	39.000	70	Zet Pup	2.2460	39000.	78	39911	No
65	GOM_NL__2PRFIN20091018_081200_000000382083_00279_39912_4466.N1	18-OCT-2009 08:12:00	Dark	37.500	2	Alp Car	-0.73600	7000.0	75	39912	No
66	GOM_NL__2PRFIN20091018_082335_000000352083_00279_39912_4467.N1	18-OCT-2009 08:23:35	Straylight	34.500	157	The1Eri	2.9060	9300.0	69	39912	No
67	GOM_NL__2PRFIN20091018_084445_000000392083_00279_39912_4468.N1	18-OCT-2009 08:44:45	Bright	38.500	105	6Bet Ari	2.6450	8900.0	77	39912	No
68	GOM_NL__2PRFIN20091018_084816_000000342083_00279_39912_4469.N1	18-OCT-2009 08:48:16	Bright	34.000	53	43Bet And	2.0480	3300.0	68	39912	No
69	GOM_NL__2PRFIN20091018_084941_000000402083_00279_39912_4470.N1	18-OCT-2009 08:49:41	Bright	40.000	173	4Bet Tri	3.0040	8900.0	80	39912	No
70	GOM_NL__2PRFIN20091018_085135_000000392083_00279_39912_4471.N1	18-OCT-2009 08:51:35	Bright	38.500	73	57Gam1And	2.2600	13100.	77	39912	No
71	GOM_NL__2PRFIN20091018_085530_000000332083_00279_39912_4472.N1	18-OCT-2009 08:55:30	Bright	32.500	110	37Del Cas	2.6780	8900.0	65	39912	No
72	GOM_NL__2PRFIN20091018_085706_000000442083_00279_39912_4473.N1	18-OCT-2009 08:57:06	Bright	43.500	35	33Alp Per	1.7950	6250.0	87	39912	No
73	GOM_NL__2PRFIN20091018_092317_000000302083_00279_39912_4474.N1	18-OCT-2009 09:23:17	Tw_i_and_stray	30.000	166	17Eps Leo	2.9800	6000.0	60	39912	No
74	GOM_NL__2PRFIN20091018_092636_000000292083_00279_39912_4475.N1	18-OCT-2009 09:26:36	Bright	29.000	22	32Alp Leo	1.3600	15200.	58	39912	No
75	GOM_NL__2PRFIN20091018_093414_000000352083_00279_39912_4476.N1	18-OCT-2009 09:34:14	Dark	34.500	48	30Alp Hya	1.9770	4100.0	69	39912	No
76	GOM_NL__2PRFIN20091018_094331_000000472083_00279_39912_4477.N1	18-OCT-2009 09:43:31	Dark	47.000	132	15Rho Pup	2.8030	6900.0	94	39912	No
77	GOM_NL__2PRFIN20091018_094615_000000392083_00279_39912_4478.N1	18-OCT-2009 09:46:15	Dark	38.500	70	Zet Pup	2.2460	39000.	77	39912	No
78	GOM_NL__2PRFIN20091018_095237_000000382083_00280_39913_4478.N1	18-OCT-2009 09:52:37	Dark	37.500	2	Alp Car	-0.73600	7000.0	75	39913	No
79	GOM_NL__2PRFIN20091018_100411_000000352083_00280_39913_4479.N1	18-OCT-2009 10:04:11	Straylight	34.500	157	The1Eri	2.9060	9300.0	69	39913	No
80	GOM_NL__2PRFIN20091018_102520_000000392083_00280_39913_4480.N1	18-OCT-2009 10:25:20	Bright	38.500	105	6Bet Ari	2.6450	8900.0	77	39913	No
81	GOM_NL__2PRFIN20091018_102852_000000342083_00280_39913_4481.N1	18-OCT-2009 10:28:52	Bright	34.000	53	43Bet And	2.0480	3300.0	68	39913	No
82	GOM_NL__2PRFIN20091018_103016_000000402083_00280_39913_4482.N1	18-OCT-2009 10:30:16	Bright	40.000	173	4Bet Tri	3.0040	8900.0	80	39913	No
83	GOM_NL__2PRFIN20091018_103210_000000392083_00280_39913_4483.N1	18-OCT-2009 10:32:10	Bright	38.500	73	57Gam1And	2.2600	13100.	77	39913	No
84	GOM_NL__2PRFIN20091018_103605_000000332083_00280_39913_4484.N1	18-OCT-2009 10:36:05	Bright	32.500	110	37Del Cas	2.6780	8900.0	65	39913	No
85	GOM_NL__2PRFIN20091018_103741_000000442083_00280_39913_4485.N1	18-OCT-2009 10:37:41	Bright	43.500	35	33Alp Per	1.7950	6250.0	87	39913	No
86	GOM_NL__2PRFIN20091018_110353_000000312083_00280_39913_4486.N1	18-OCT-2009 11:03:53	Tw_i_and_stray	30.500	166	17Eps Leo	2.9800	6000.0	61	39913	No
87	GOM_NL__2PRFIN20091018_110712_000000292083_00280_39913_4487.N1	18-OCT-2009 11:07:12	Bright	29.000	22	32Alp Leo	1.3600	15200.	58	39913	No
88	GOM_NL__2PRFIN20091018_111450_000000352083_00280_39913_4488.N1	18-OCT-2009 11:14:50	Dark	35.000	48	30Alp Hya	1.9770	4100.0	70	39913	No
89	GOM_NL__2PRFIN20091018_112408_000000472083_00280_39913_4489.N1	18-OCT-2009 11:24:08	Dark	47.000	132	15Rho Pup	2.8030	6900.0	94	39913	No
90	GOM_NL__2PRFIN20091018_112652_000000392083_00280_39913_4490.N1	18-OCT-2009 11:26:52	Dark	39.000	70	Zet Pup	2.2460	39000.	78	39913	No
91	GOM_NL__2PRFIN20091018_113313_000000382083_00281_39914_4509.N1	18-OCT-2009 11:33:13	Dark	38.000	2	Alp Car	-0.73600	7000.0	76	39914	No
92	GOM_NL__2PRFIN20091018_114448_000000352083_00281_39914_4510.N1	18-OCT-2009 11:44:48	Straylight	34.500	157	The1Eri	2.9060	9300.0	69	39914	No
93	GOM_NL__2PRFIN20091018_120556_000000392083_00281_39914_4511.N1	18-OCT-2009 12:05:56	Bright	39.000	105	6Bet Ari	2.6450	8900.0	78	39914	No
94	GOM_NL__2PRFIN20091018_120928_000000342083_00281_39914_4512.N1	18-OCT-2009 12:09:28	Bright	34.000	53	43Bet And	2.0480	3300.0	68	39914	No
95	GOM_NL__2PRFIN20091018_121051_000000402083_00281_39914_4513.N1	18-OCT-2009 12:10:51	Bright	40.000	173	4Bet Tri	3.0040	8900.0	80	39914	No
96	GOM_NL__2PRFIN20091018_121246_000000392083_00281_39914_4514.N1	18-OCT-2009 12:12:46	Bright	38.500	73	57Gam1And	2.2600	13100.	77	39914	No
97	GOM_NL__2PRFIN20091018_121641_000000332083_00281_39914_4515.N1	18-OCT-2009 12:16:41	Bright	33.000	110	37Del Cas	2.6780	8900.0	66	39914	No
98	GOM_NL__2PRFIN20091018_121816_000000442083_00281_39914_4516.N1	18-OCT-2009 12:18:16	Bright	43.500	35	33Alp Per	1.7950	6250.0	87	39914	No
99	GOM_NL__2PRFIN20091018_124429_000000312083_00281_39914_4517.N1	18-OCT-2009 12:44:29	Tw_i_and_stray	30.500	166	17Eps Leo	2.9800	6000.0	61	39914	No
100	GOM_NL__2PRFIN20091018_124749_000000292083_00281_39914_4518.N1	18-OCT-2009 12:47:49	Bright	29.000	22	32Alp Leo	1.3600	15200.	58	39914	No
101	GOM_NL__2PRFIN20091018_125527_000000352083_00281_39914_4519.N1	18-OCT-2009 12:55:27	Dark	35.000	48	30Alp Hya	1.9770	4100.0	70	39914	No

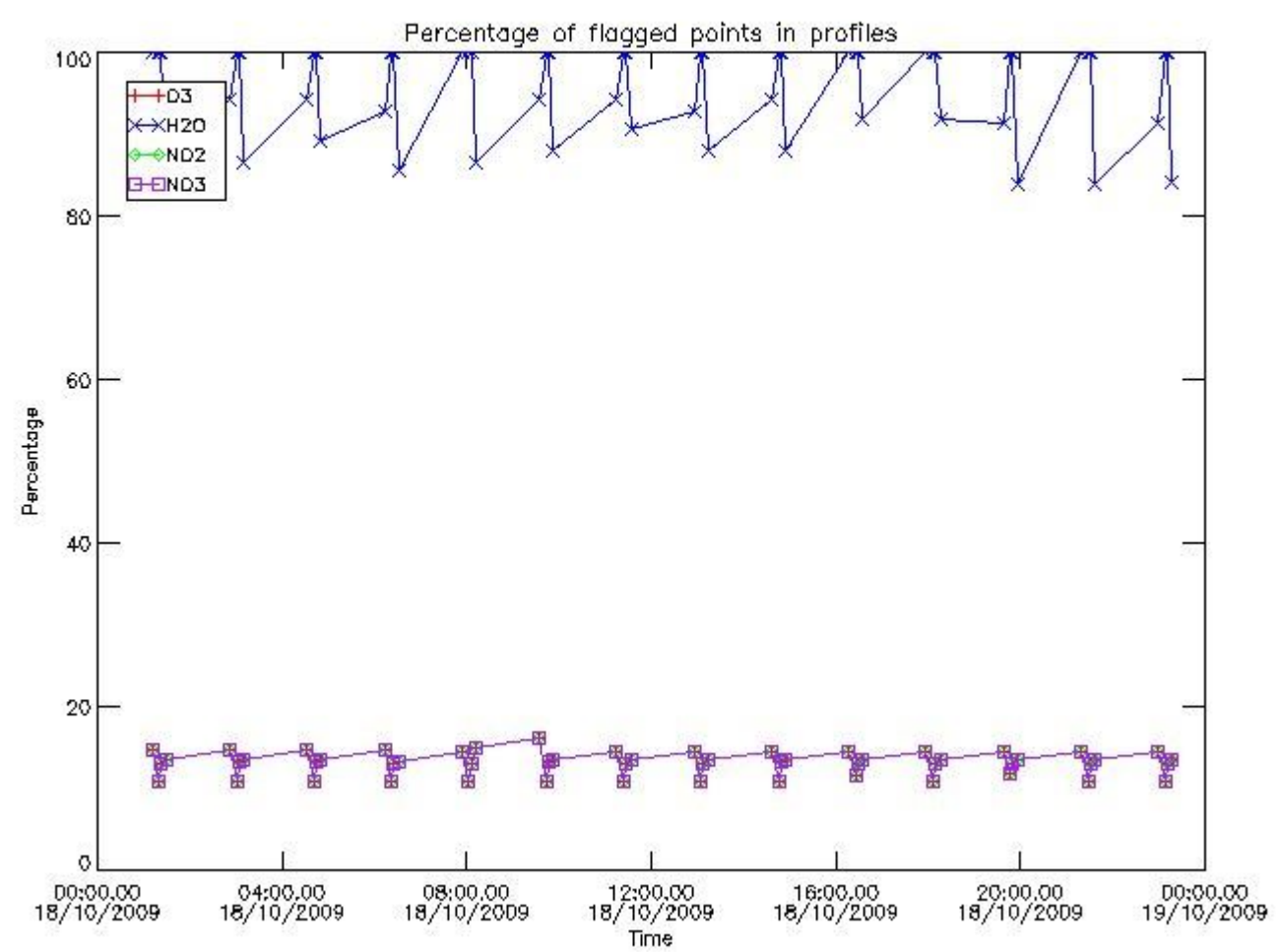
102	GOM_NL__2PRFIN20091018_130445_000000482083_00281_39914_4520.N1	18-OCT-2009 13:04:45	Dark	47.500	132	15Rho Pup	2.8030	6900.0	95	39914	No
103	GOM_NL__2PRFIN20091018_130729_000000392083_00281_39914_4521.N1	18-OCT-2009 13:07:29	Dark	39.000	70	Zet Pup	2.2460	39000.	78	39914	No
104	GOM_NL__2PRFIN20091018_131350_000000382083_00282_39915_4520.N1	18-OCT-2009 13:13:50	Dark	37.500	2	Alp Car	-0.73600	7000.0	75	39915	No
105	GOM_NL__2PRFIN20091018_132524_000000352083_00282_39915_4521.N1	18-OCT-2009 13:25:24	Straylight	34.500	157	The1Eri	2.9060	9300.0	69	39915	No
106	GOM_NL__2PRFIN20091018_134631_000000392083_00282_39915_4522.N1	18-OCT-2009 13:46:31	Bright	38.500	105	6Bet Ari	2.6450	8900.0	77	39915	No
107	GOM_NL__2PRFIN20091018_135003_000000352083_00282_39915_4523.N1	18-OCT-2009 13:50:03	Bright	34.500	53	43Bet And	2.0480	3300.0	69	39915	No
108	GOM_NL__2PRFIN20091018_135127_000000402083_00282_39915_4524.N1	18-OCT-2009 13:51:27	Bright	40.000	173	4Bet Tri	3.0040	8900.0	80	39915	No
109	GOM_NL__2PRFIN20091018_135322_000000382083_00282_39915_4525.N1	18-OCT-2009 13:53:22	Bright	38.000	73	57Gam1And	2.2600	13100.	76	39915	No
110	GOM_NL__2PRFIN20091018_135718_000000312083_00282_39915_4526.N1	18-OCT-2009 13:57:18	Bright	31.000	110	37Del Cas	2.6780	8900.0	62	39915	No
111	GOM_NL__2PRFIN20091018_135851_000000432083_00282_39915_4527.N1	18-OCT-2009 13:58:51	Bright	43.000	35	33Alp Per	1.7950	6250.0	86	39915	No
112	GOM_NL__2PRFIN20091018_142505_000000312083_00282_39915_4528.N1	18-OCT-2009 14:25:05	Tw_i_and_stray	30.500	166	17Eps Leo	2.9800	6000.0	61	39915	No
113	GOM_NL__2PRFIN20091018_142825_000000292083_00282_39915_4529.N1	18-OCT-2009 14:28:25	Bright	29.000	22	32Alp Leo	1.3600	15200.	58	39915	No
114	GOM_NL__2PRFIN20091018_143604_000000352083_00282_39915_4530.N1	18-OCT-2009 14:36:04	Dark	35.000	48	30Alp Hya	1.9770	4100.0	70	39915	No
115	GOM_NL__2PRFIN20091018_144523_000000482083_00282_39915_4531.N1	18-OCT-2009 14:45:23	Dark	47.500	132	15Rho Pup	2.8030	6900.0	95	39915	No
116	GOM_NL__2PRFIN20091018_144806_000000392083_00282_39915_4532.N1	18-OCT-2009 14:48:06	Dark	38.500	70	Zet Pup	2.2460	39000.	77	39915	No
117	GOM_NL__2PRFIN20091018_145427_000000382083_00283_39916_4531.N1	18-OCT-2009 14:54:27	Dark	38.000	2	Alp Car	-0.73600	7000.0	76	39916	No
118	GOM_NL__2PRFIN20091018_150600_000000352083_00283_39916_4532.N1	18-OCT-2009 15:06:00	Straylight	35.000	157	The1Eri	2.9060	9300.0	70	39916	No
119	GOM_NL__2PRFIN20091018_152706_000000392083_00283_39916_4533.N1	18-OCT-2009 15:27:06	Bright	39.000	105	6Bet Ari	2.6450	8900.0	78	39916	No
120	GOM_NL__2PRFIN20091018_153039_000000342083_00283_39916_4534.N1	18-OCT-2009 15:30:39	Bright	34.000	53	43Bet And	2.0480	3300.0	68	39916	No
121	GOM_NL__2PRFIN20091018_153202_000000402083_00283_39916_4535.N1	18-OCT-2009 15:32:02	Bright	40.000	173	4Bet Tri	3.0040	8900.0	80	39916	No
122	GOM_NL__2PRFIN20091018_153357_000000382083_00283_39916_4536.N1	18-OCT-2009 15:33:57	Bright	38.000	73	57Gam1And	2.2600	13100.	76	39916	No
123	GOM_NL__2PRFIN20091018_153908_000000402083_00283_39916_4537.N1	18-OCT-2009 15:39:08	Bright	40.000	160	23Gam Per	2.9300	4700.0	80	39916	No
124	GOM_NL__2PRFIN20091018_160541_000000312083_00283_39916_4538.N1	18-OCT-2009 16:05:41	Tw_i_and_stray	30.500	166	17Eps Leo	2.9800	6000.0	61	39916	No
125	GOM_NL__2PRFIN20091018_160901_000000292083_00283_39916_4539.N1	18-OCT-2009 16:09:01	Bright	29.000	22	32Alp Leo	1.3600	15200.	58	39916	No
126	GOM_NL__2PRFIN20091018_161640_000000352083_00283_39916_4540.N1	18-OCT-2009 16:16:40	Dark	35.000	48	30Alp Hya	1.9770	4100.0	70	39916	No
127	GOM_NL__2PRFIN20091018_162600_000000482083_00283_39916_4541.N1	18-OCT-2009 16:26:00	Dark	48.000	132	15Rho Pup	2.8030	6900.0	96	39916	No
128	GOM_NL__2PRFIN20091018_162842_000000402083_00283_39916_4542.N1	18-OCT-2009 16:28:42	Dark	39.500	70	Zet Pup	2.2460	39000.	79	39916	No
129	GOM_NL__2PRFIN20091018_163504_000000382083_00284_39917_4542.N1	18-OCT-2009 16:35:04	Dark	37.500	2	Alp Car	-0.73600	7000.0	75	39917	No
130	GOM_NL__2PRFIN20091018_164637_000000352083_00284_39917_4543.N1	18-OCT-2009 16:46:37	Straylight	34.500	157	The1Eri	2.9060	9300.0	69	39917	No
131	GOM_NL__2PRFIN20091018_170742_000000402083_00284_39917_4544.N1	18-OCT-2009 17:07:42	Bright	39.500	105	6Bet Ari	2.6450	8900.0	79	39917	No
132	GOM_NL__2PRFIN20091018_171114_000000352083_00284_39917_4545.N1	18-OCT-2009 17:11:14	Bright	34.500	53	43Bet And	2.0480	3300.0	69	39917	No
133	GOM_NL__2PRFIN20091018_171237_000000402083_00284_39917_4546.N1	18-OCT-2009 17:12:37	Bright	40.000	173	4Bet Tri	3.0040	8900.0	80	39917	No
134	GOM_NL__2PRFIN20091018_171432_000000392083_00284_39917_4547.N1	18-OCT-2009 17:14:32	Bright	38.500	73	57Gam1And	2.2600	13100.	77	39917	No
135	GOM_NL__2PRFIN20091018_171944_000000402083_00284_39917_4548.N1	18-OCT-2009 17:19:44	Bright	39.500	160	23Gam Per	2.9300	4700.0	79	39917	No
136	GOM_NL__2PRFIN20091018_174618_000000312083_00284_39917_4549.N1	18-OCT-2009 17:46:18	Tw_i_and_stray	30.500	166	17Eps Leo	2.9800	6000.0	61	39917	No
137	GOM_NL__2PRFIN20091018_174938_000000292083_00284_39917_4550.N1	18-OCT-2009 17:49:38	Bright	29.000	22	32Alp Leo	1.3600	15200.	58	39917	No
138	GOM_NL__2PRFIN20091018_175717_000000352083_00284_39917_4551.N1	18-OCT-2009 17:57:17	Dark	35.000	48	30Alp Hya	1.9770	4100.0	70	39917	No
139	GOM_NL__2PRFIN20091018_180638_000000482083_00284_39917_4552.N1	18-OCT-2009 18:06:38	Dark	47.500	132	15Rho Pup	2.8030	6900.0	95	39917	No
140	GOM_NL__2PRFIN20091018_180919_000000402083_00284_39917_4553.N1	18-OCT-2009 18:09:19	Dark	39.500	70	Zet Pup	2.2460	39000.	79	39917	No
141	GOM_NL__2PRFIN20091018_181540_000000372083_00285_39918_4553.N1	18-OCT-2009 18:15:40	Dark	37.000	2	Alp Car	-0.73600	7000.0	74	39918	No
142	GOM_NL__2PRFIN20091018_182714_000000352083_00285_39918_4554.N1	18-OCT-2009 18:27:14	Straylight	34.500	157	The1Eri	2.9060	9300.0	69	39918	No
143	GOM_NL__2PRFIN20091018_184817_000000392083_00285_39918_4555.N1	18-OCT-2009 18:48:17	Bright	39.000	105	6Bet Ari	2.6450	8900.0	78	39918	No
144	GOM_NL__2PRFIN20091018_185150_000000342083_00285_39918_4556.N1	18-OCT-2009 18:51:50	Bright	34.000	53	43Bet And	2.0480	3300.0	68	39918	No
145	GOM_NL__2PRFIN20091018_185313_000000402083_00285_39918_4557.N1	18-OCT-2009 18:53:13	Bright	40.000	173	4Bet Tri	3.0040	8900.0	80	39918	No
146	GOM_NL__2PRFIN20091018_185507_000000392083_00285_39918_4558.N1	18-OCT-2009 18:55:07	Bright	38.500	73	57Gam1And	2.2600	13100.	77	39918	No
147	GOM_NL__2PRFIN20091018_190019_000000402083_00285_39918_4559.N1	18-OCT-2009 19:00:19	Bright	39.500	160	23Gam Per	2.9300	4700.0	79	39918	No
148	GOM_NL__2PRFIN20091018_192654_000000302083_00285_39918_4560.N1	18-OCT-2009 19:26:54	Tw_i_and_stray	30.000	166	17Eps Leo	2.9800	6000.0	60	39918	No
149	GOM_NL__2PRFIN20091018_193014_000000302083_00285_39918_4561.N1	18-OCT-2009 19:30:14	Bright	29.500	22	32Alp Leo	1.3600	15200.	59	39918	No
150	GOM_NL__2PRFIN20091018_193754_000000352083_00285_39918_4562.N1	18-OCT-2009 19:37:54	Dark	35.000	48	30Alp Hya	1.9770	4100.0	70	39918	No
151	GOM_NL__2PRFIN20091018_194715_000000472083_00285_39918_4563.N1	18-OCT-2009 19:47:15	Dark	47.000	132	15Rho Pup	2.8030	6900.0	94	39918	No
152	GOM_NL__2PRFIN20091018_194957_000000392083_00285_39918_4564.N1	18-OCT-2009 19:49:57	Dark	39.000	70	Zet Pup	2.2460	39000.	78	39918	No
153	GOM_NL__2PRFIN20091018_195617_000000372083_00286_39919_4564.N1	18-OCT-2009 19:56:17	Dark	37.000	2	Alp Car	-0.73600	7000.0	74	39919	No
154	GOM_NL__2PRFIN20091018_200750_000000352083_00286_39919_4565.N1	18-OCT-2009 20:07:50	Straylight	35.000	157	The1Eri	2.9060	9300.0	70	39919	No
155	GOM_NL__2PRFIN20091018_202853_000000392083_00286_39919_4566.N1	18-OCT-2009 20:28:53	Bright	38.500	105	6Bet Ari	2.6450	8900.0	77	39919	No
156	GOM_NL__2PRFIN20091018_203226_000000342083_00286_39919_4567.N1	18-OCT-2009 20:32:26	Bright	34.000	53	43Bet And	2.0480	3300.0	68	39919	No
157	GOM_NL__2PRFIN20091018_203348_000000402083_00286_39919_4568.N1	18-OCT-2009 20:33:48	Bright	39.500	173	4Bet Tri	3.0040	8900.0	79	39919	No
158	GOM_NL__2PRFIN20091018_203543_000000382083_00286_39919_4569.N1	18-OCT-2009 20:35:43	Bright	38.000	73	57Gam1And	2.2600	13100.	76	39919	No
159	GOM_NL__2PRFIN20091018_204054_000000402083_00286_39919_4570.N1	18-OCT-2009 20:40:54	Bright	39.500	160	23Gam Per	2.9300	4700.0	79	39919	No
160	GOM_NL__2PRFIN20091018_210730_000000312083_00286_39919_4571.N1	18-OCT-2009 21:07:30	Tw_i_and_stray	30.500	166	17Eps Leo	2.9800	6000.0	61	39919	No

161	GOM_NL__2PRFIN20091018_211051_000000292083_00286_39919_4572.N1	18-OCT-2009 21:10:51	Bright	29.000	22	32Alp Leo	1.3600	15200.	58	39919	No
162	GOM_NL__2PRFIN20091018_211830_000000362083_00286_39919_4573.N1	18-OCT-2009 21:18:30	Dark	35.500	48	30Alp Hya	1.9770	4100.0	71	39919	No
163	GOM_NL__2PRFIN20091018_212752_000000482083_00286_39919_4574.N1	18-OCT-2009 21:27:52	Dark	47.500	132	15Rho Pup	2.8030	6900.0	95	39919	No
164	GOM_NL__2PRFIN20091018_213033_000000392083_00286_39919_4575.N1	18-OCT-2009 21:30:33	Dark	39.000	70	Zet Pup	2.2460	39000.	78	39919	No
165	GOM_NL__2PRFIN20091018_213654_000000382083_00287_39920_4575.N1	18-OCT-2009 21:36:54	Dark	37.500	2	Alp Car	-0.73600	7000.0	75	39920	No
166	GOM_NL__2PRFIN20091018_214827_000000352083_00287_39920_4576.N1	18-OCT-2009 21:48:27	Straylight	35.000	157	The1Eri	2.9060	9300.0	70	39920	No
167	GOM_NL__2PRFIN20091018_220928_000000392083_00287_39920_4577.N1	18-OCT-2009 22:09:28	Bright	38.500	105	6Bet Ari	2.6450	8900.0	77	39920	No
168	GOM_NL__2PRFIN20091018_221302_000000342083_00287_39920_4578.N1	18-OCT-2009 22:13:02	Bright	34.000	53	43Bet And	2.0480	3300.0	68	39920	No
169	GOM_NL__2PRFIN20091018_221423_000000402083_00287_39920_4579.N1	18-OCT-2009 22:14:23	Bright	40.000	173	4Bet Tri	3.0040	8900.0	80	39920	No
170	GOM_NL__2PRFIN20091018_221618_000000392083_00287_39920_4580.N1	18-OCT-2009 22:16:18	Bright	38.500	73	57Gam1And	2.2600	13100.	77	39920	No
171	GOM_NL__2PRFIN20091018_222129_000000402083_00287_39920_4581.N1	18-OCT-2009 22:21:29	Bright	39.500	160	23Gam Per	2.9300	4700.0	79	39920	No
172	GOM_NL__2PRFIN20091018_224806_000000312083_00287_39920_4582.N1	18-OCT-2009 22:48:06	Tw_i_and_stray	30.500	166	17Eps Leo	2.9800	6000.0	61	39920	No
173	GOM_NL__2PRFIN20091018_225127_000000292083_00287_39920_4583.N1	18-OCT-2009 22:51:27	Bright	29.000	22	32Alp Leo	1.3600	15200.	58	39920	No
174	GOM_NL__2PRFIN20091018_225907_000000352083_00287_39920_4584.N1	18-OCT-2009 22:59:07	Dark	34.500	48	30Alp Hya	1.9770	4100.0	69	39920	No
175	GOM_NL__2PRFIN20091018_230830_000000482083_00287_39920_4585.N1	18-OCT-2009 23:08:30	Dark	47.500	132	15Rho Pup	2.8030	6900.0	95	39920	No
176	GOM_NL__2PRFIN20091018_231110_000000392083_00287_39920_4586.N1	18-OCT-2009 23:11:10	Dark	39.000	70	Zet Pup	2.2460	39000.	78	39920	No
177	GOM_NL__2PRFIN20091018_231731_000000382083_00288_39921_4590.N1	18-OCT-2009 23:17:31	Dark	38.000	2	Alp Car	-0.73600	7000.0	76	39921	No
178	GOM_NL__2PRFIN20091018_232903_000000352083_00288_39921_4591.N1	18-OCT-2009 23:29:03	Straylight	35.000	157	The1Eri	2.9060	9300.0	70	39921	No
179	GOM_NL__2PRFIN20091018_235004_000000392083_00288_39921_4592.N1	18-OCT-2009 23:50:04	Bright	39.000	105	6Bet Ari	2.6450	8900.0	78	39921	No
180	GOM_NL__2PRFIN20091018_235337_000000352083_00288_39921_4593.N1	18-OCT-2009 23:53:37	Bright	34.500	53	43Bet And	2.0480	3300.0	69	39921	No
181	GOM_NL__2PRFIN20091018_235459_000000402083_00288_39921_4594.N1	18-OCT-2009 23:54:59	Bright	39.500	173	4Bet Tri	3.0040	8900.0	79	39921	No
182	GOM_NL__2PRFIN20091018_235654_000000382083_00288_39921_4595.N1	18-OCT-2009 23:56:54	Bright	38.000	73	57Gam1And	2.2600	13100.	76	39921	No

### 3. Quality information per product

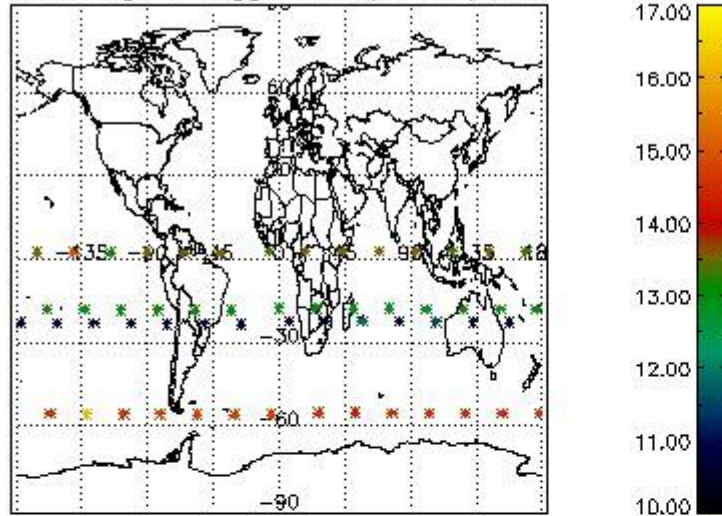
In this section it is plotted some information contained in the Quality Summary data set of the level 2 products. Only products in dark limb conditions and without errors (error flag in the MPH set to "0") are used.

#### 3.1 Plot quality information per product (time dependant)

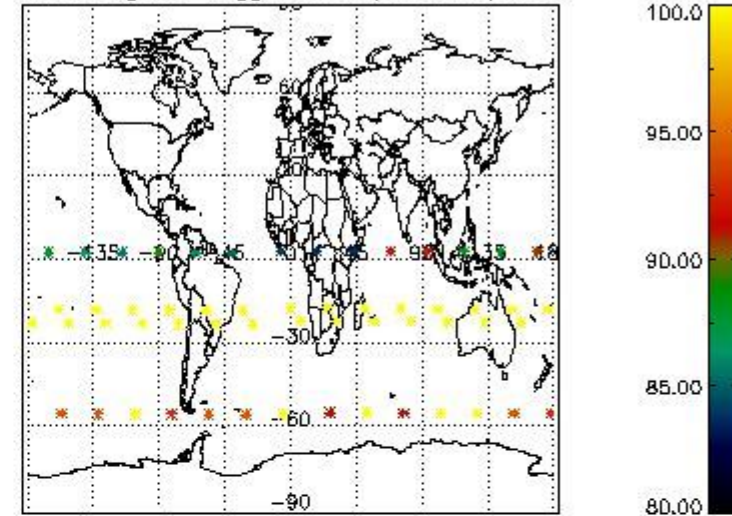


3.2 Plot quality information per product (world map)

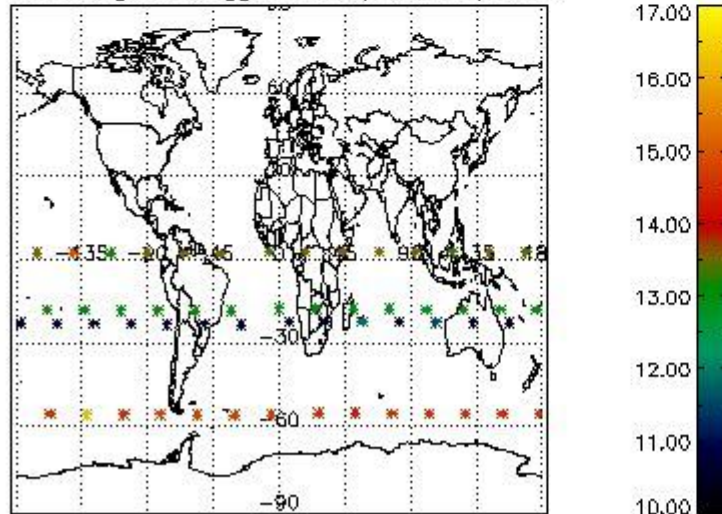
Percentage of flagged data per O3 profile



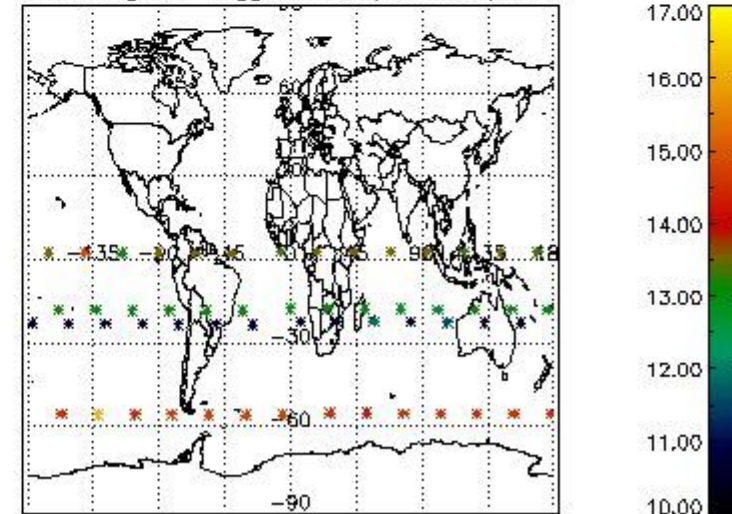
Percentage of flagged data per H2O profile



Percentage of flagged data per NO2 profile



Percentage of flagged data per NO3 profile

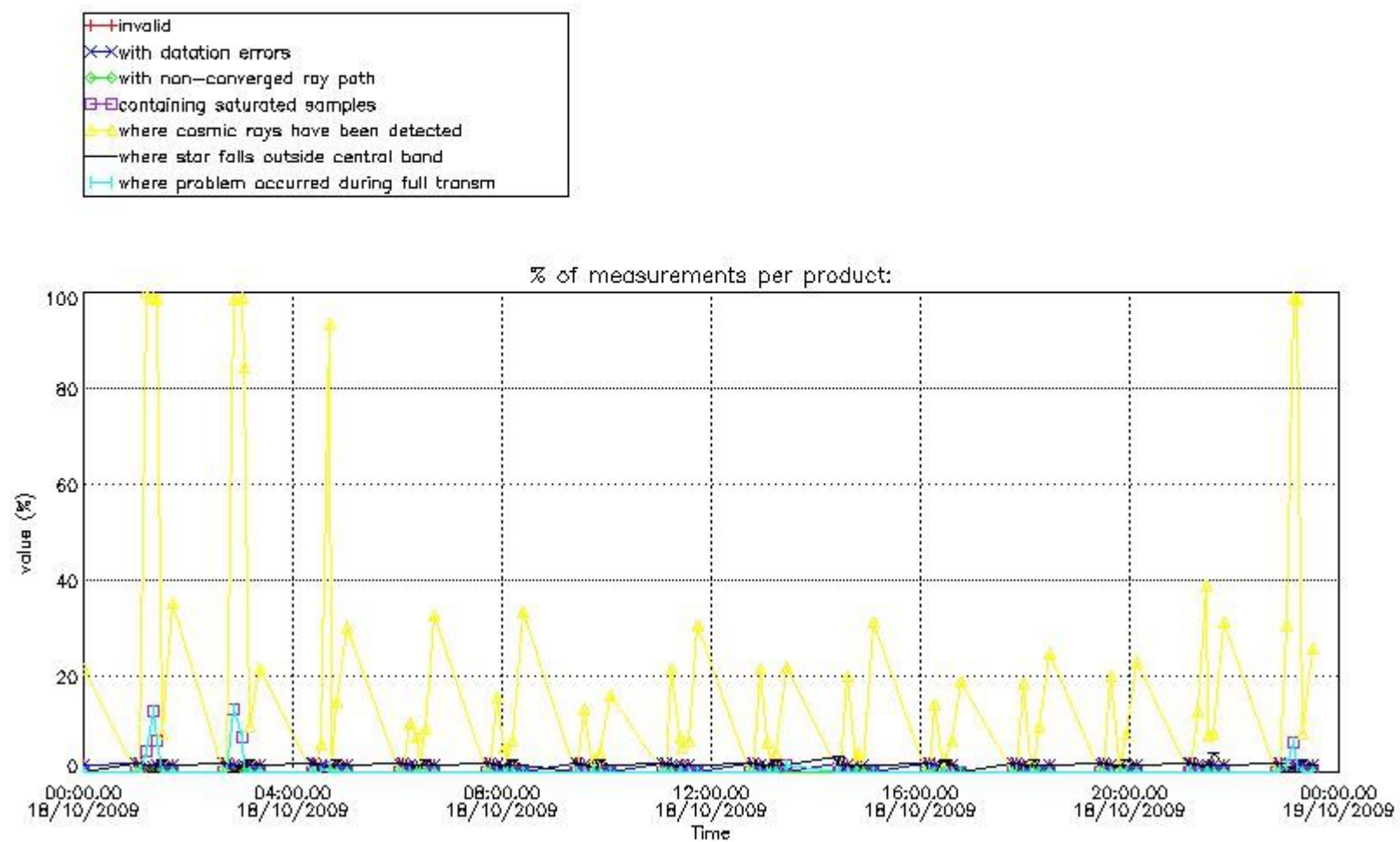


#### 4. Level 1 quality information per product

In this section it is plotted some information contained in the Quality Summary data set of the level 2 products that comes from the level 1b processing. Products without errors (error flag in the MPH set to "0") are used.

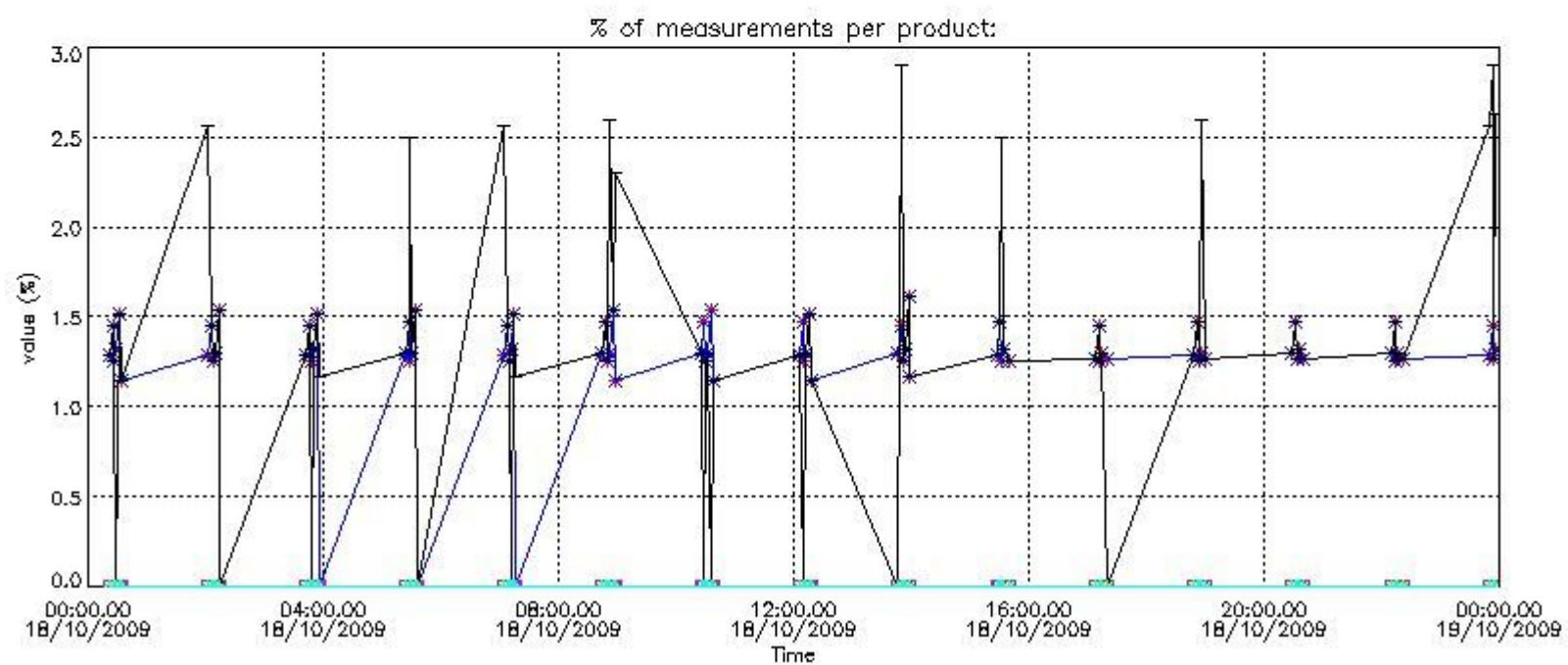
##### 4.1 Plot quality information per product (time dependant) coming from level 1b processing

###### 4.1.1 Plot level 1 quality information per product (time dependant): ENVISAT ASCENDING passes



4.1.2 Plot level 1 quality information per product (time dependant): ENVI SAT DESCENDING passes

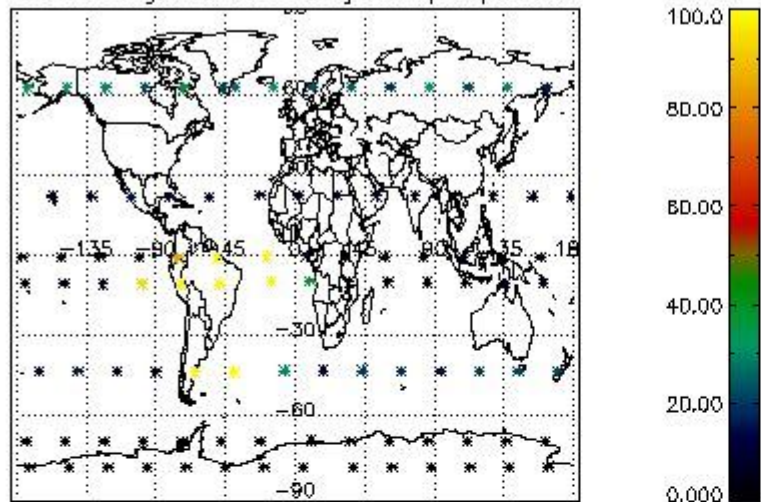




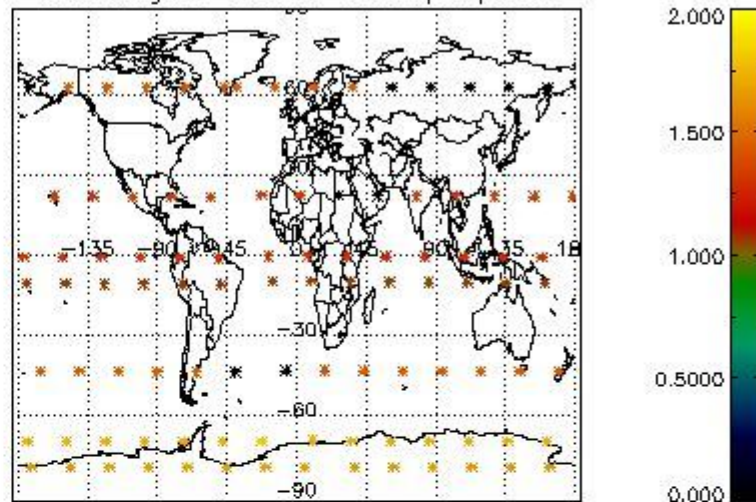
4.2 Plot quality information per product coming from level 1b processing (world map)

4.2.1 Plot level 1 quality information per product (world map): ENVISAT ASCENDING passes

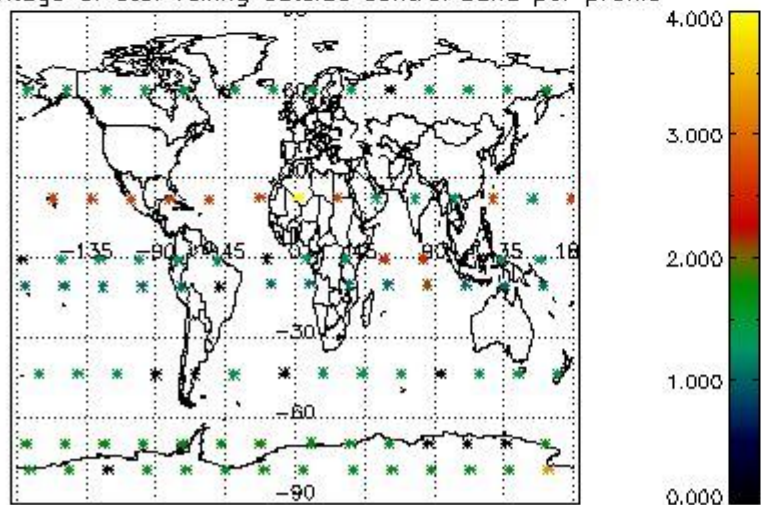
Percentage of cosmic ray hits per profile



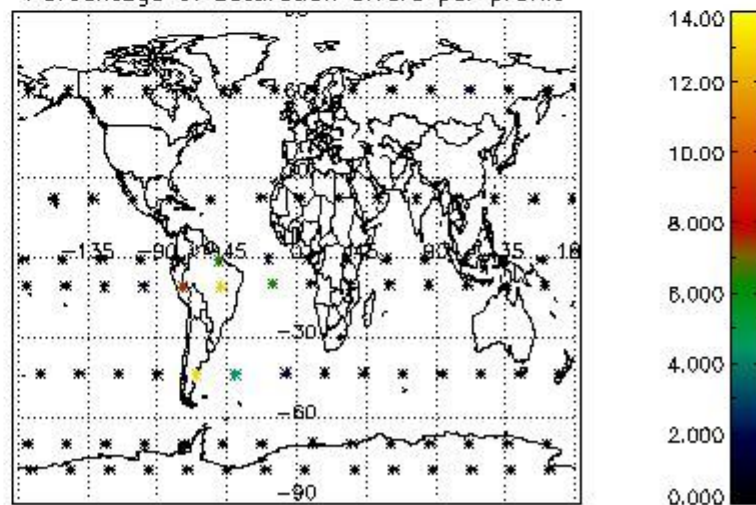
Percentage of datation errors per profile



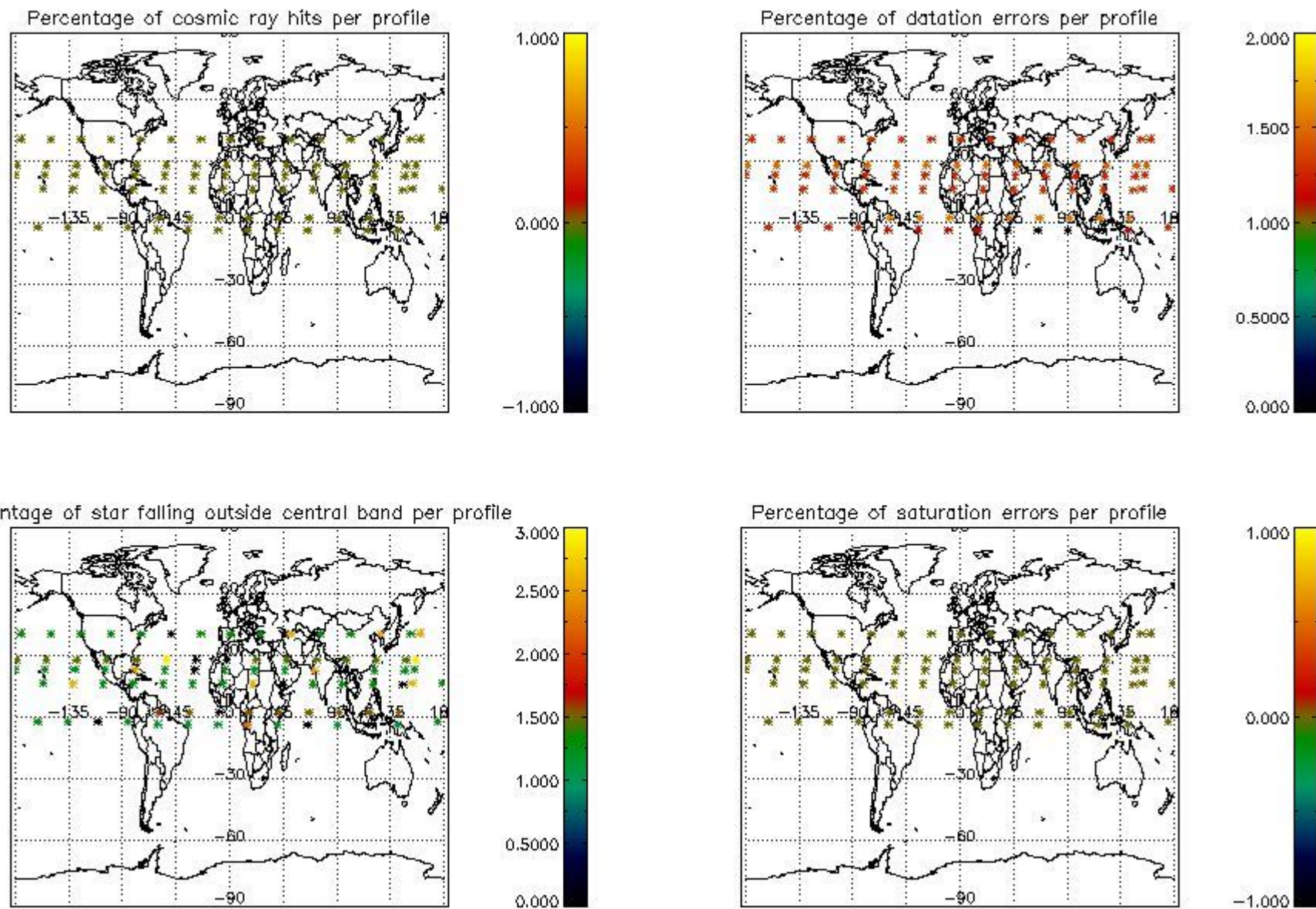
Percentage of star falling outside central band per profile



Percentage of saturation errors per profile



4.2.2 Plot level 1 quality information per product (world map): ENVISAT DESCENDING passes



## 5. Trace gas profiles

### 5.1 Ozone statistics based on quality of products

The final quality of the products can be "measured" using the STD (Standard Deviation) attached to every point profile. This information is written to the parameter GOM\_NL\_\_2P/NL\_LOCAL\_SPECIES\_DENSITY/o3\_std of the level 2 products. The table below shows the statistics for given STD ranges.

The statistics are given with respect to the overall valid production:

- Products without fatal errors: GOM\_NL\_\_2P/MPH/PRODUCT\_ERR=0
- Valid point profile: GOM\_NL\_\_2P/NL\_LOCAL\_SPECIES\_DENSITY/pcd(0)=0

The 'Criteria' is applied to valid points of dark limb products:

- Products in dark limb illumination condition: GOM\_NL\_\_2P/NL\_SUMMARY\_QUALITY/obs\_ill\_cond=0
- Products without fatal errors: GOM\_NL\_\_2P/MPH/PRODUCT\_ERR=0
- Valid point profile: GOM\_NL\_\_2P/NL\_LOCAL\_SPECIES\_DENSITY/pcd(0)=0

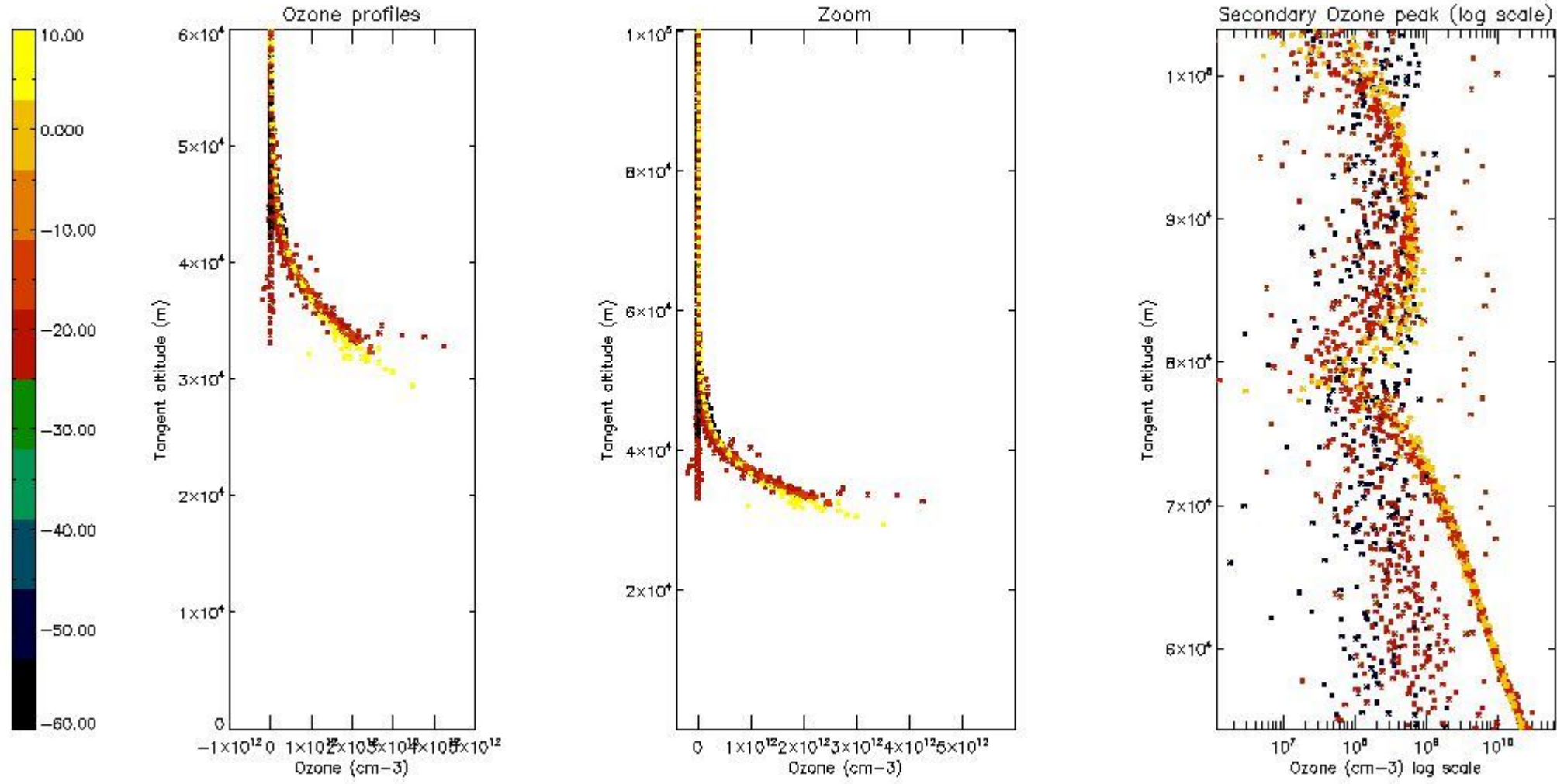
So, the table below shows the percentage of dark limb and valid observations for each criteria with respect to the overall valid daily observations.

Criteria	% of total production
All STD	33
STD < 20	13

STD < 10	11
STD < 5	9

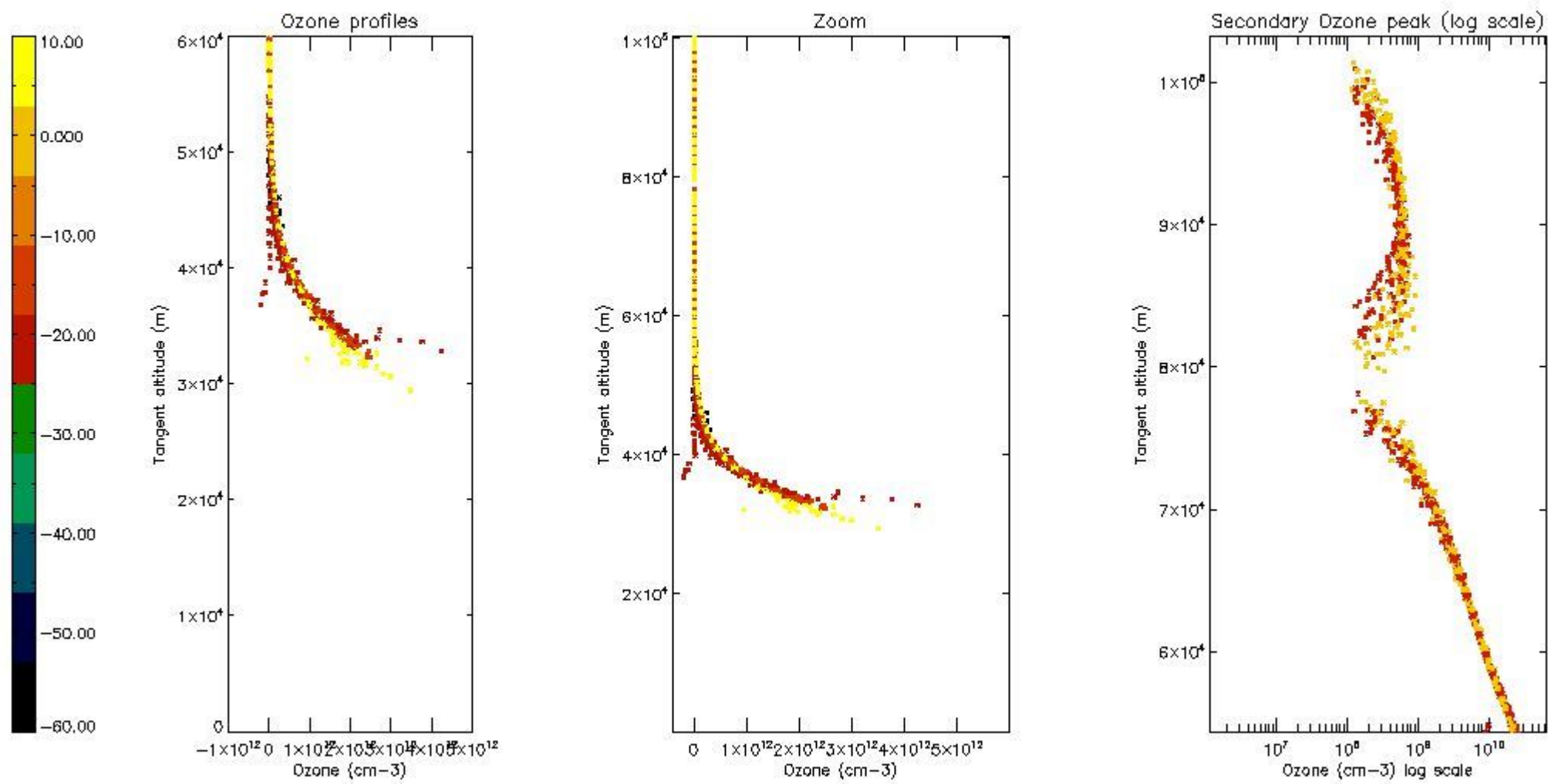
5.2 Plot ozone profiles for all STD (dark without errors)

The colorbar represents the latitude.



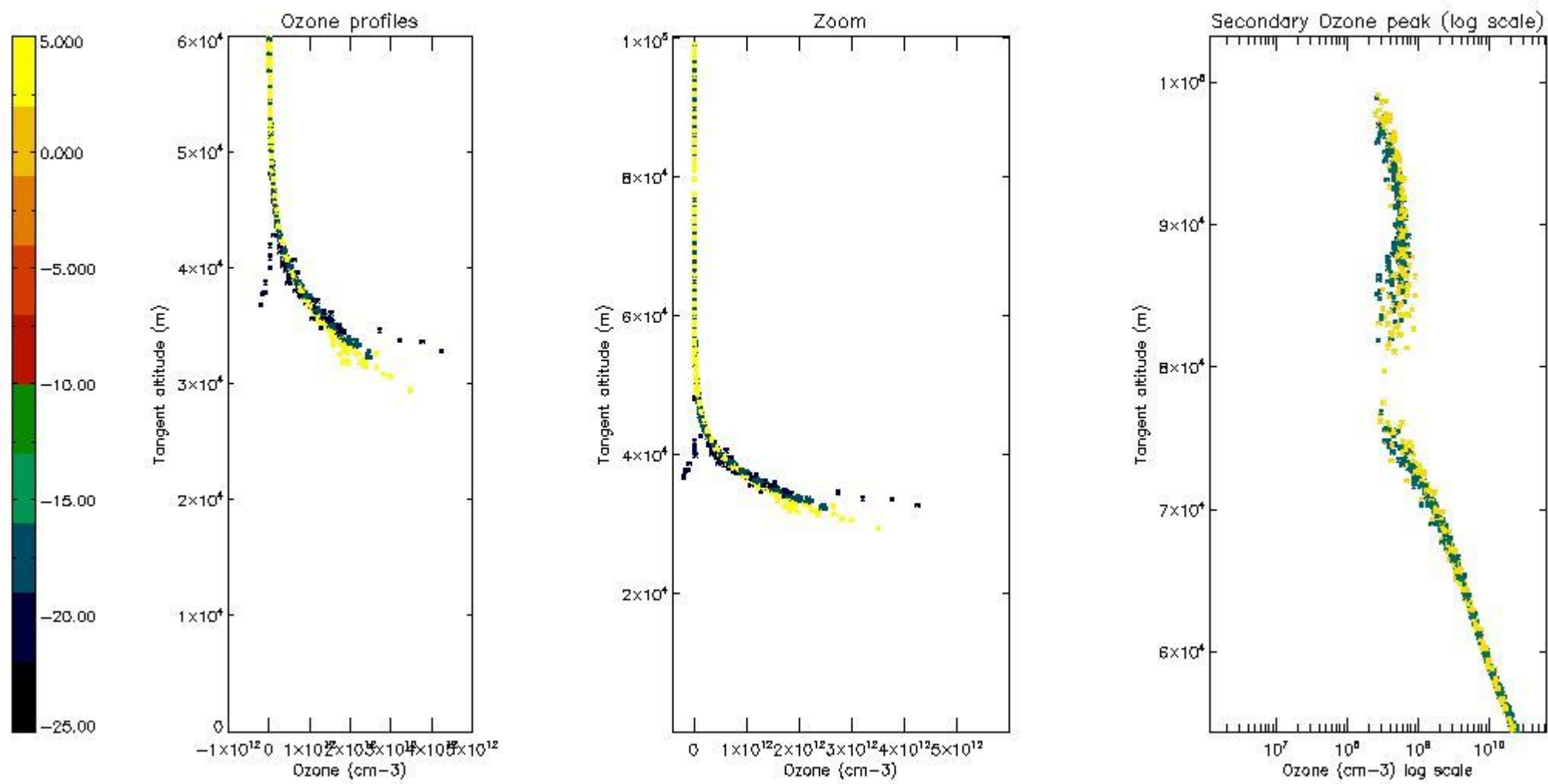
5.3 Plot ozone profiles where STD < 20% (dark without errors)

The colorbar represents the latitude.



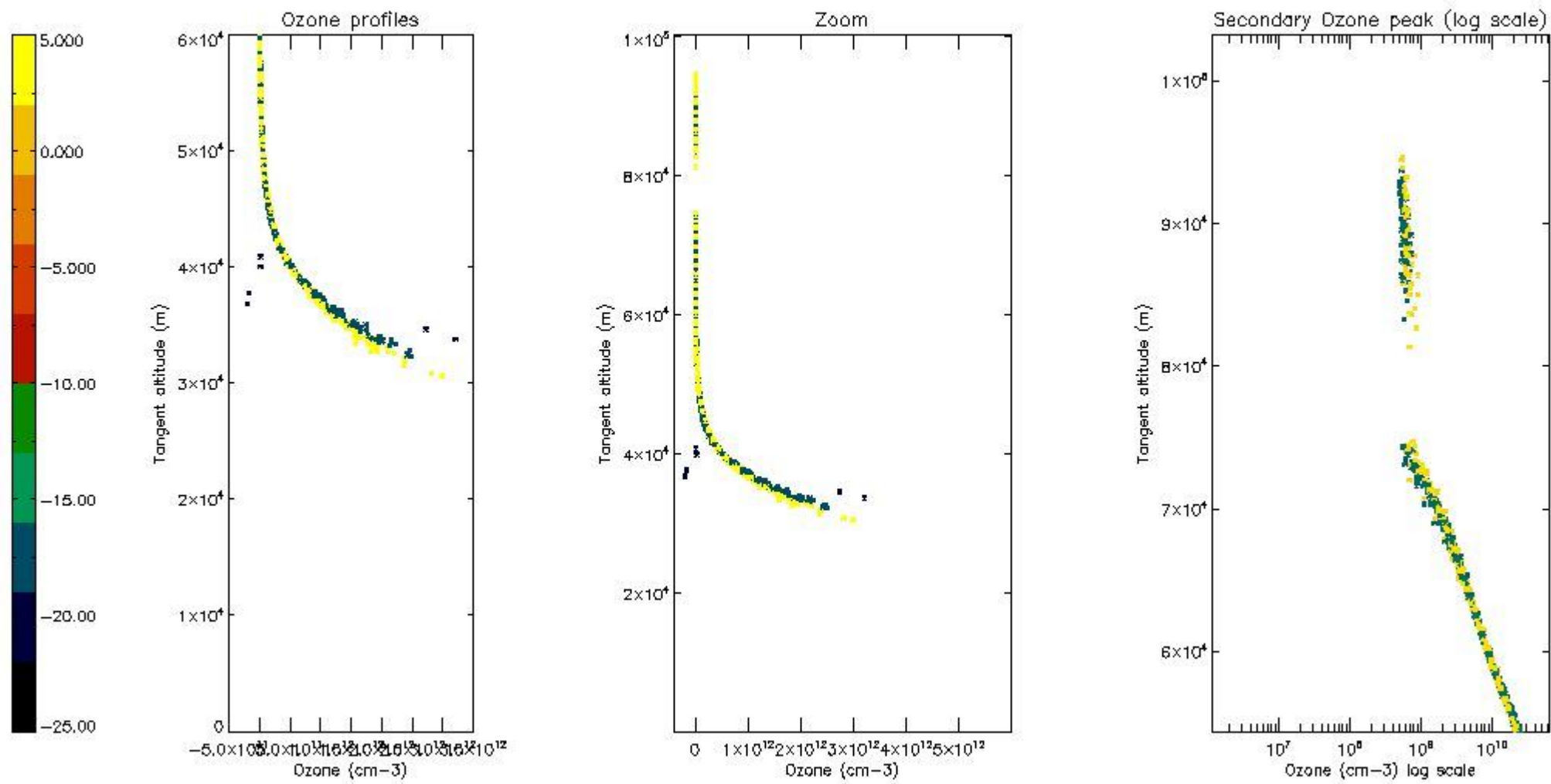
5.4 Plot ozone profiles where  $STD < 10\%$  (dark without errors)

The colorbar represents the latitude.



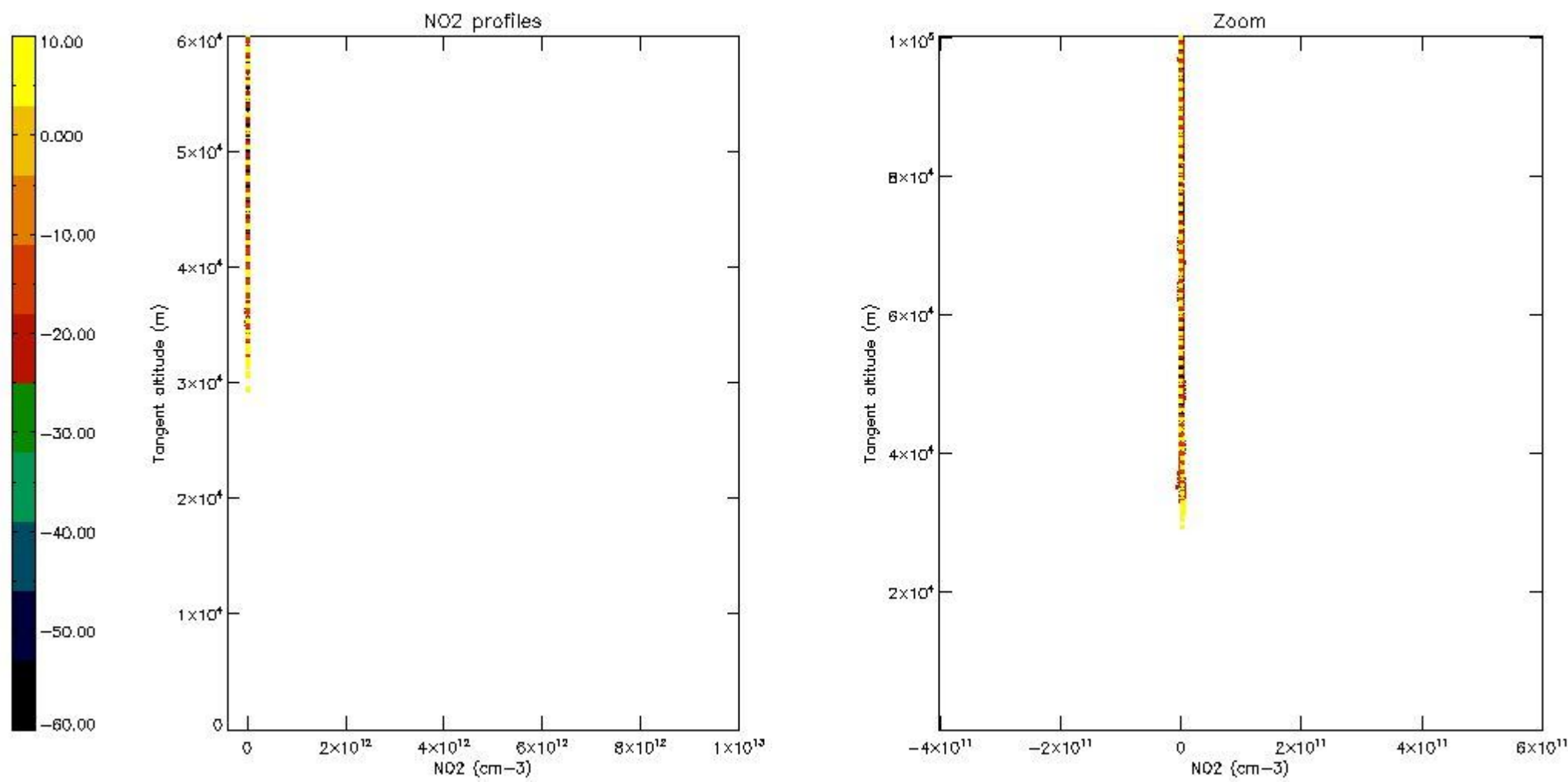
*5.5 Plot ozone profiles where STD < 5% (dark without errors)*

The colorbar represents the latitude.



*5.6 Plot NO<sub>2</sub> profiles for all STD (dark without errors)*

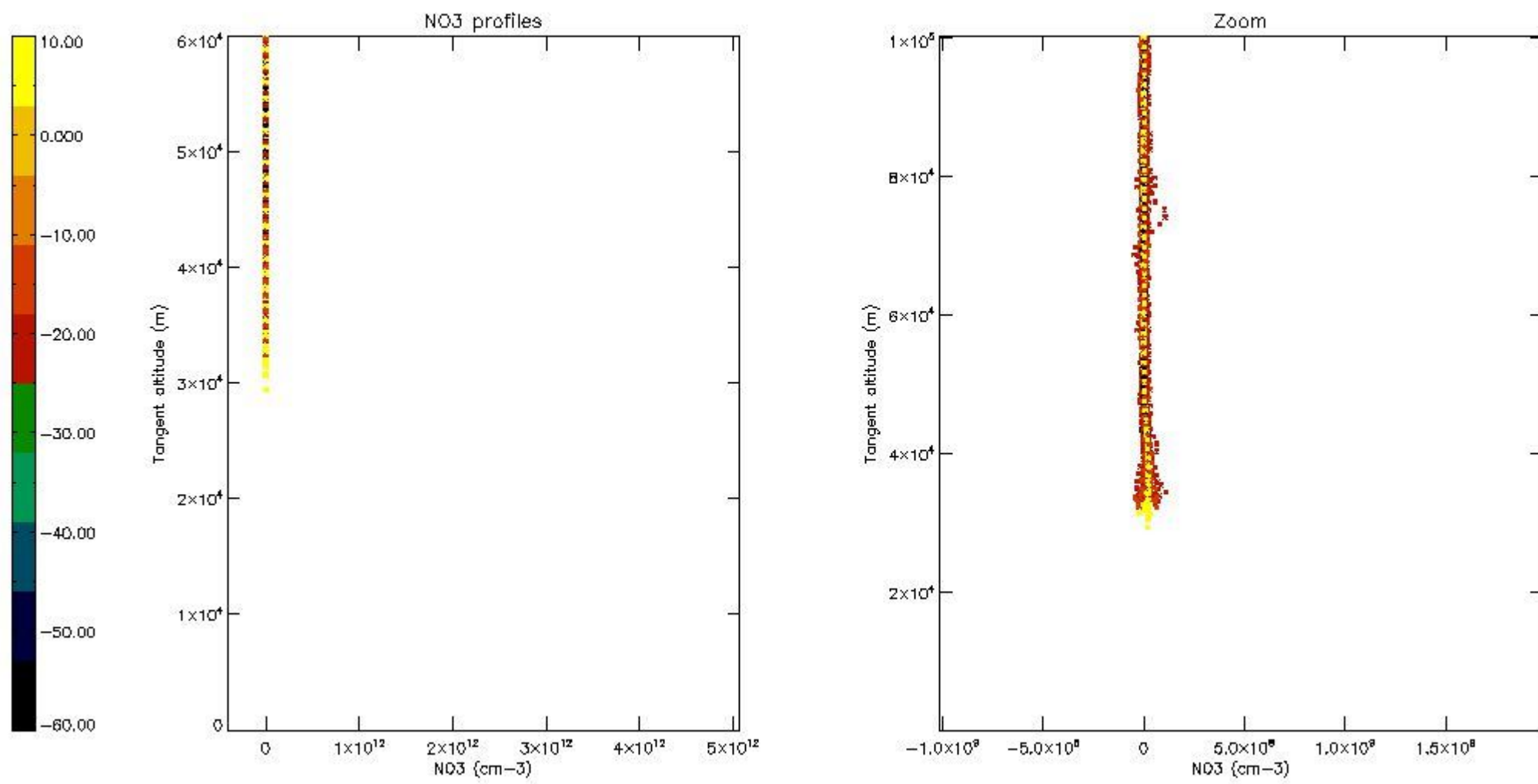
The colorbar represents the latitude.



*5.7 Plot NO3 profiles for all STD (dark without errors)*

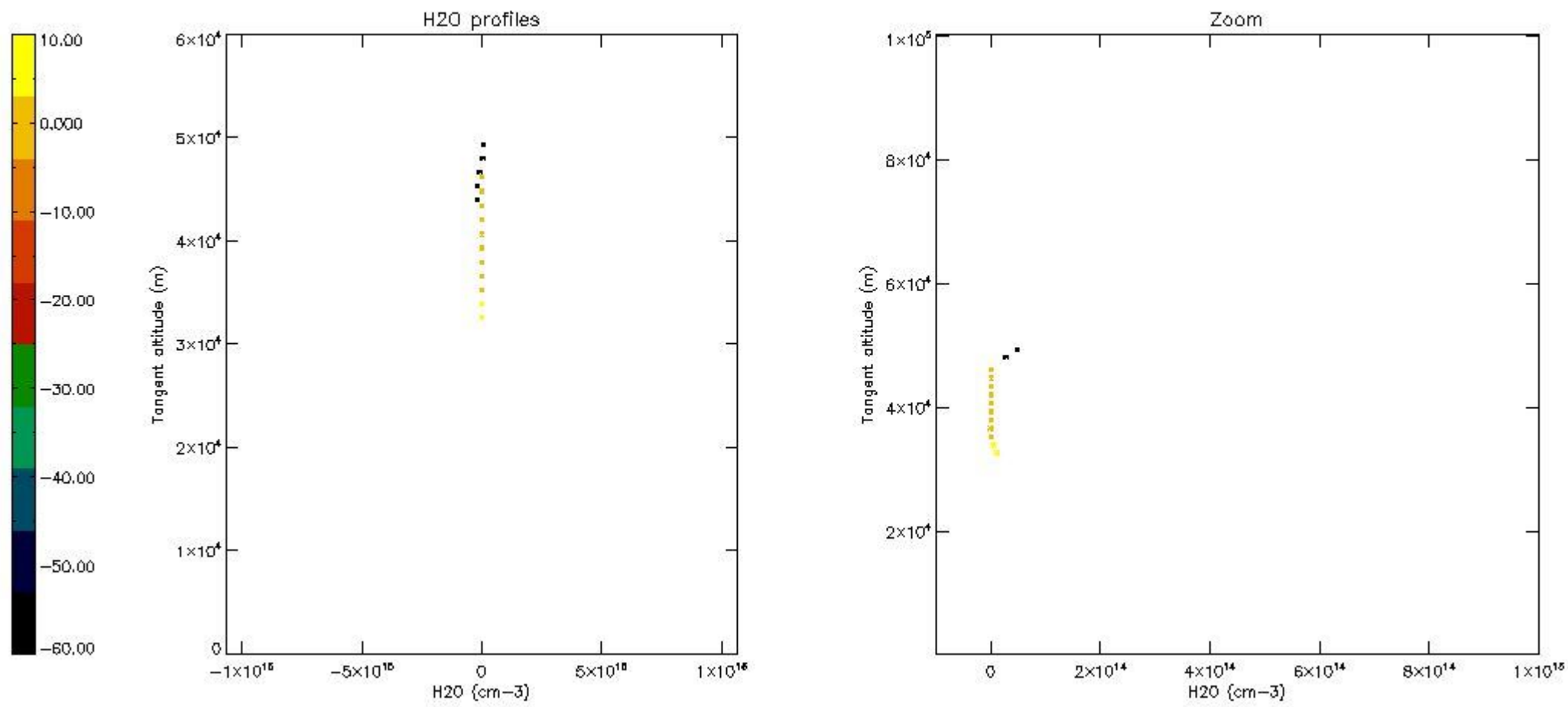
The colorbar represents the latitude.





5.8 Plot H2O profiles for all STD (only for occultations of stars 1,2,3,4,13,14,16,26,63 dark without errors)

The colorbar represents the latitude.



## 6. Auxiliary Data Files used for the production reported in section 2

The number reported in the third column indicates since which file (see list in section 2) the corresponding auxiliary file has been used. The fourth column is the date of those product files.

Type	Auxiliary Filename	Used since product	Used since product date
INST_PHYS_CHARACTERISTICS	GOM_INS_AXVIEC20091111_143220_20030716_120000_20500101_000000	1	18-OCT-2009 00:00:33
LEVEL-2_PROC_CONFIG	GOM_PR2_AXVIEC20091111_152718_20020301_000000_20500101_000000	1	18-OCT-2009 00:00:33
CROSS_SECTIONS_FILE	GOM_CRS_AXVIEC20091111_154832_20020301_000000_20500101_000000	1	18-OCT-2009 00:00:33

# GOMOS Level 2 Daily Report

## SUMMARY

### [1. General Info](#)

### [2. Summary of processed GOM\\_NL\\_2P products](#)

### [3. Level 2 Quality information per product](#)

#### [3.1 Plot of level 2 quality information per product \(time dependant\)](#)

#### [3.2 Plot of level 2 quality information per product \(world map\)](#)

### [4. Level 1 Quality information per product \(stored on level 2 products\)](#)

#### [4.1 Plot of level 1 quality information per product \(time dependant\)](#)

##### [4.1.1 Plot of level 1 quality information per product \(time dependant\): ASCENDING](#)

##### [4.1.2 Plot of level 1 quality information per product \(time dependant\): DESCENDING](#)

#### [4.2 Plot of level 1 quality information per product \(world map\)](#)

##### [4.2.1 Plot of level 1 quality information per product \(world map\): ASCENDING](#)

##### [4.2.2 Plot of level 1 quality information per product \(world map\): DESCENDING](#)

### [5. Ozone profiles based on quality statistics and other trace gas profiles](#)

#### [5.1 Ozone statistics based on quality of products](#)

#### [5.2 Plot ozone profiles for all STD \(dark without errors\)](#)

#### [5.3 Plot ozone profiles where STD < 20% \(dark without errors\)](#)

#### [5.4. Plot ozone profiles where STD < 10% \(dark without errors\)](#)

#### [5.5. Plot ozone profiles where STD < 5% \(dark without errors\)](#)

#### [5.6 Plot NO2 profiles for all STD \(dark without errors\)](#)

#### [5.7 Plot NO3 profiles for all STD \(dark without errors\)](#)

#### [5.8 Plot H2O profiles \(only for occultations of stars 1,2,3,4,13,14,16,26,63 dark without errors\) for all STD](#)

### [6. Auxiliary Data Files used for the production reported in section 2](#)

This report presents the daily analysis on parameters extracted from GOMOS level 2 data (GOM\_NL\_\_2P). It is intended to monitor some important parameters that will impact the quality of these products. A list of level 2 products (and content) that have arrived during the reporting day to the PCF is also given.

Item	Value
Time of report generation	26APR2013 13:21:03
Data source version	GOMOS/6.01
Start time of products	18-10-2009 (18OCT2009 00:00:00)
Stop time of products	19-10-2009 (19OCT2009 00:00:00)
Store outputs in DB	Yes
Nb of level 2 prods	182
Nb of prods with errors	0

## 2. Summary of processed GOM\_NL\_\_2P products.

Nr	Filename	UTC Start time	Limb	Duration	Star Id	Star Name	Star Mag	Star Temp	Nb Meas	Orbit	Prod. error
1	GOM_NL__2PRFIN20091018_000033_00000352083_00274_39907_4407.N1	18-OCT-2009 00:00:33	Straylight	35.000	157	The1Eri	2.9060	9300.0	70	39907	No
2	GOM_NL__2PRFIN20091018_002147_00000392083_00274_39907_4408.N1	18-OCT-2009 00:21:47	Bright	39.000	105	6Bet Ari	2.6450	8900.0	78	39907	No
3	GOM_NL__2PRFIN20091018_002518_00000352083_00274_39907_4409.N1	18-OCT-2009 00:25:18	Bright	34.500	53	43Bet And	2.0480	3300.0	69	39907	No
4	GOM_NL__2PRFIN20091018_002644_00000402083_00274_39907_4410.N1	18-OCT-2009 00:26:44	Bright	40.000	173	4Bet Tri	3.0040	8900.0	80	39907	No
5	GOM_NL__2PRFIN20091018_002838_00000382083_00274_39907_4411.N1	18-OCT-2009 00:28:38	Bright	38.000	73	57Gam1And	2.2600	13100.	76	39907	No
6	GOM_NL__2PRFIN20091018_003231_00000332083_00274_39907_4412.N1	18-OCT-2009 00:32:31	Bright	33.000	110	37Del Cas	2.6780	8900.0	66	39907	No
7	GOM_NL__2PRFIN20091018_003411_00000442083_00274_39907_4413.N1	18-OCT-2009 00:34:11	Bright	43.500	35	33Alp Per	1.7950	6250.0	87	39907	No
8	GOM_NL__2PRFIN20091018_010015_00000302083_00274_39907_4414.N1	18-OCT-2009 01:00:15	Tw_i_and_stray	30.000	166	17Eps Leo	2.9800	6000.0	60	39907	No
9	GOM_NL__2PRFIN20091018_010336_00000282083_00274_39907_4415.N1	18-OCT-2009 01:03:36	Bright	27.500	22	32Alp Leo	1.3600	15200.	55	39907	No
10	GOM_NL__2PRFIN20091018_011110_00000342083_00274_39907_4416.N1	18-OCT-2009 01:11:10	Dark	34.000	48	30Alp Hya	1.9770	4100.0	68	39907	No
11	GOM_NL__2PRFIN20091018_012024_00000472083_00274_39907_4417.N1	18-OCT-2009 01:20:24	Dark	46.500	132	15Rho Pup	2.8030	6900.0	93	39907	No
12	GOM_NL__2PRFIN20091018_012310_00000392083_00274_39907_4418.N1	18-OCT-2009 01:23:10	Dark	39.000	70	Zet Pup	2.2460	39000.	78	39907	No
13	GOM_NL__2PRFIN20091018_012933_00000382083_00275_39908_4422.N1	18-OCT-2009 01:29:33	Dark	37.500	2	Alp Car	-0.73600	7000.0	75	39908	No
14	GOM_NL__2PRFIN20091018_014109_00000362083_00275_39908_4423.N1	18-OCT-2009 01:41:09	Straylight	35.500	157	The1Eri	2.9060	9300.0	71	39908	No
15	GOM_NL__2PRFIN20091018_020223_00000392083_00275_39908_4424.N1	18-OCT-2009 02:02:23	Bright	39.000	105	6Bet Ari	2.6450	8900.0	78	39908	No
16	GOM_NL__2PRFIN20091018_020553_00000352083_00275_39908_4425.N1	18-OCT-2009 02:05:53	Bright	34.500	53	43Bet And	2.0480	3300.0	69	39908	No
17	GOM_NL__2PRFIN20091018_020719_00000402083_00275_39908_4426.N1	18-OCT-2009 02:07:19	Bright	40.000	173	4Bet Tri	3.0040	8900.0	80	39908	No
18	GOM_NL__2PRFIN20091018_020914_00000392083_00275_39908_4427.N1	18-OCT-2009 02:09:14	Bright	38.500	73	57Gam1And	2.2600	13100.	77	39908	No
19	GOM_NL__2PRFIN20091018_021307_00000332083_00275_39908_4428.N1	18-OCT-2009 02:13:07	Bright	32.500	110	37Del Cas	2.6780	8900.0	65	39908	No
20	GOM_NL__2PRFIN20091018_021446_00000432083_00275_39908_4429.N1	18-OCT-2009 02:14:46	Bright	42.500	35	33Alp Per	1.7950	6250.0	85	39908	No
21	GOM_NL__2PRFIN20091018_024052_00000302083_00275_39908_4430.N1	18-OCT-2009 02:40:52	Tw_i_and_stray	30.000	166	17Eps Leo	2.9800	6000.0	60	39908	No
22	GOM_NL__2PRFIN20091018_024411_00000292083_00275_39908_4431.N1	18-OCT-2009 02:44:11	Bright	29.000	22	32Alp Leo	1.3600	15200.	58	39908	No
23	GOM_NL__2PRFIN20091018_025146_00000352083_00275_39908_4432.N1	18-OCT-2009 02:51:46	Dark	34.500	48	30Alp Hya	1.9770	4100.0	69	39908	No
24	GOM_NL__2PRFIN20091018_030101_00000472083_00275_39908_4433.N1	18-OCT-2009 03:01:01	Dark	47.000	132	15Rho Pup	2.8030	6900.0	94	39908	No
25	GOM_NL__2PRFIN20091018_030347_00000392083_00275_39908_4434.N1	18-OCT-2009 03:03:47	Dark	38.500	70	Zet Pup	2.2460	39000.	77	39908	No
26	GOM_NL__2PRFIN20091018_031009_00000382083_00276_39909_4431.N1	18-OCT-2009 03:10:09	Dark	37.500	2	Alp Car	-0.73600	7000.0	75	39909	No
27	GOM_NL__2PRFIN20091018_032146_00000352083_00276_39909_4432.N1	18-OCT-2009 03:21:46	Straylight	35.000	157	The1Eri	2.9060	9300.0	70	39909	No
28	GOM_NL__2PRFIN20091018_034258_00000392083_00276_39909_4433.N1	18-OCT-2009 03:42:58	Bright	39.000	105	6Bet Ari	2.6450	8900.0	78	39909	No
29	GOM_NL__2PRFIN20091018_034629_00000352083_00276_39909_4434.N1	18-OCT-2009 03:46:29	Bright	34.500	53	43Bet And	2.0480	3300.0	69	39909	No
30	GOM_NL__2PRFIN20091018_034755_00000402083_00276_39909_4435.N1	18-OCT-2009 03:47:55	Bright	40.000	173	4Bet Tri	3.0040	8900.0	80	39909	No
31	GOM_NL__2PRFIN20091018_034949_00000382083_00276_39909_4436.N1	18-OCT-2009 03:49:49	Bright	38.000	73	57Gam1And	2.2600	13100.	76	39909	No
32	GOM_NL__2PRFIN20091018_035342_00000332083_00276_39909_4437.N1	18-OCT-2009 03:53:42	Bright	33.000	110	37Del Cas	2.6780	8900.0	66	39909	No
33	GOM_NL__2PRFIN20091018_035521_00000432083_00276_39909_4438.N1	18-OCT-2009 03:55:21	Bright	43.000	35	33Alp Per	1.7950	6250.0	86	39909	No
34	GOM_NL__2PRFIN20091018_042128_00000302083_00276_39909_4439.N1	18-OCT-2009 04:21:28	Tw_i_and_stray	30.000	166	17Eps Leo	2.9800	6000.0	60	39909	No
35	GOM_NL__2PRFIN20091018_042447_00000292083_00276_39909_4440.N1	18-OCT-2009 04:24:47	Bright	29.000	22	32Alp Leo	1.3600	15200.	58	39909	No
36	GOM_NL__2PRFIN20091018_043223_00000352083_00276_39909_4441.N1	18-OCT-2009 04:32:23	Dark	34.500	48	30Alp Hya	1.9770	4100.0	69	39909	No
37	GOM_NL__2PRFIN20091018_044139_00000472083_00276_39909_4442.N1	18-OCT-2009 04:41:39	Dark	46.500	132	15Rho Pup	2.8030	6900.0	93	39909	No
38	GOM_NL__2PRFIN20091018_044424_00000392083_00276_39909_4443.N1	18-OCT-2009 04:44:24	Dark	38.500	70	Zet Pup	2.2460	39000.	77	39909	No
39	GOM_NL__2PRFIN20091018_045046_00000382083_00277_39910_4440.N1	18-OCT-2009 04:50:46	Dark	37.500	2	Alp Car	-0.73600	7000.0	75	39910	No
40	GOM_NL__2PRFIN20091018_050222_00000352083_00277_39910_4441.N1	18-OCT-2009 05:02:22	Straylight	35.000	157	The1Eri	2.9060	9300.0	70	39910	No
41	GOM_NL__2PRFIN20091018_052334_00000392083_00277_39910_4442.N1	18-OCT-2009 05:23:34	Bright	38.500	105	6Bet Ari	2.6450	8900.0	77	39910	No
42	GOM_NL__2PRFIN20091018_052705_00000342083_00277_39910_4443.N1	18-OCT-2009 05:27:05	Bright	34.000	53	43Bet And	2.0480	3300.0	68	39910	No

43	GOM_NL__2PRFIN20091018_052831_000000402083_00277_39910_4444.N1	18-OCT-2009 05: 28: 31	Bright	40.000	173	4Bet Tri	3.0040	8900.0	80	39910	No
44	GOM_NL__2PRFIN20091018_053024_000000392083_00277_39910_4445.N1	18-OCT-2009 05: 30: 24	Bright	38.500	73	57Gam1And	2.2600	13100.	77	39910	No
45	GOM_NL__2PRFIN20091018_053418_000000332083_00277_39910_4446.N1	18-OCT-2009 05: 34: 18	Bright	32.500	110	37Del Cas	2.6780	8900.0	65	39910	No
46	GOM_NL__2PRFIN20091018_053556_000000432083_00277_39910_4447.N1	18-OCT-2009 05: 35: 56	Bright	42.500	35	33Alp Per	1.7950	6250.0	85	39910	No
47	GOM_NL__2PRFIN20091018_060204_000000302083_00277_39910_4448.N1	18-OCT-2009 06: 02: 04	Tw_i_and_stray	30.000	166	17Eps Leo	2.9800	6000.0	60	39910	No
48	GOM_NL__2PRFIN20091018_060523_000000292083_00277_39910_4449.N1	18-OCT-2009 06: 05: 23	Bright	29.000	22	32Alp Leo	1.3600	15200.	58	39910	No
49	GOM_NL__2PRFIN20091018_061300_000000352083_00277_39910_4450.N1	18-OCT-2009 06: 13: 00	Dark	34.500	48	30Alp Hya	1.9770	4100.0	69	39910	No
50	GOM_NL__2PRFIN20091018_062216_000000472083_00277_39910_4451.N1	18-OCT-2009 06: 22: 16	Dark	47.000	132	15Rho Pup	2.8030	6900.0	94	39910	No
51	GOM_NL__2PRFIN20091018_062501_000000392083_00277_39910_4452.N1	18-OCT-2009 06: 25: 01	Dark	39.000	70	Zet Pup	2.2460	39000.	78	39910	No
52	GOM_NL__2PRFIN20091018_063123_000000392083_00278_39911_4455.N1	18-OCT-2009 06: 31: 23	Dark	38.500	2	Alp Car	-0.73600	7000.0	77	39911	No
53	GOM_NL__2PRFIN20091018_064259_000000352083_00278_39911_4456.N1	18-OCT-2009 06: 42: 59	Straylight	35.000	157	The1Eri	2.9060	9300.0	70	39911	No
54	GOM_NL__2PRFIN20091018_070409_000000392083_00278_39911_4457.N1	18-OCT-2009 07: 04: 09	Bright	39.000	105	6Bet Ari	2.6450	8900.0	78	39911	No
55	GOM_NL__2PRFIN20091018_070740_000000352083_00278_39911_4458.N1	18-OCT-2009 07: 07: 40	Bright	34.500	53	43Bet And	2.0480	3300.0	69	39911	No
56	GOM_NL__2PRFIN20091018_070906_000000402083_00278_39911_4459.N1	18-OCT-2009 07: 09: 06	Bright	40.000	173	4Bet Tri	3.0040	8900.0	80	39911	No
57	GOM_NL__2PRFIN20091018_071100_000000382083_00278_39911_4460.N1	18-OCT-2009 07: 11: 00	Bright	38.000	73	57Gam1And	2.2600	13100.	76	39911	No
58	GOM_NL__2PRFIN20091018_071454_000000332083_00278_39911_4461.N1	18-OCT-2009 07: 14: 54	Bright	33.000	110	37Del Cas	2.6780	8900.0	66	39911	No
59	GOM_NL__2PRFIN20091018_071631_000000432083_00278_39911_4462.N1	18-OCT-2009 07: 16: 31	Bright	43.000	35	33Alp Per	1.7950	6250.0	86	39911	No
60	GOM_NL__2PRFIN20091018_074240_000000302083_00278_39911_4463.N1	18-OCT-2009 07: 42: 40	Tw_i_and_stray	30.000	166	17Eps Leo	2.9800	6000.0	60	39911	No
61	GOM_NL__2PRFIN20091018_074600_000000292083_00278_39911_4464.N1	18-OCT-2009 07: 46: 00	Bright	29.000	22	32Alp Leo	1.3600	15200.	58	39911	No
62	GOM_NL__2PRFIN20091018_075337_000000352083_00278_39911_4465.N1	18-OCT-2009 07: 53: 37	Dark	35.000	48	30Alp Hya	1.9770	4100.0	70	39911	No
63	GOM_NL__2PRFIN20091018_080253_000000482083_00278_39911_4466.N1	18-OCT-2009 08: 02: 53	Dark	47.500	132	15Rho Pup	2.8030	6900.0	95	39911	No
64	GOM_NL__2PRFIN20091018_080538_000000392083_00278_39911_4467.N1	18-OCT-2009 08: 05: 38	Dark	39.000	70	Zet Pup	2.2460	39000.	78	39911	No
65	GOM_NL__2PRFIN20091018_081200_000000382083_00279_39912_4466.N1	18-OCT-2009 08: 12: 00	Dark	37.500	2	Alp Car	-0.73600	7000.0	75	39912	No
66	GOM_NL__2PRFIN20091018_082335_000000352083_00279_39912_4467.N1	18-OCT-2009 08: 23: 35	Straylight	34.500	157	The1Eri	2.9060	9300.0	69	39912	No
67	GOM_NL__2PRFIN20091018_084445_000000392083_00279_39912_4468.N1	18-OCT-2009 08: 44: 45	Bright	38.500	105	6Bet Ari	2.6450	8900.0	77	39912	No
68	GOM_NL__2PRFIN20091018_084816_000000342083_00279_39912_4469.N1	18-OCT-2009 08: 48: 16	Bright	34.000	53	43Bet And	2.0480	3300.0	68	39912	No
69	GOM_NL__2PRFIN20091018_084941_000000402083_00279_39912_4470.N1	18-OCT-2009 08: 49: 41	Bright	40.000	173	4Bet Tri	3.0040	8900.0	80	39912	No
70	GOM_NL__2PRFIN20091018_085135_000000392083_00279_39912_4471.N1	18-OCT-2009 08: 51: 35	Bright	38.500	73	57Gam1And	2.2600	13100.	77	39912	No
71	GOM_NL__2PRFIN20091018_085530_000000332083_00279_39912_4472.N1	18-OCT-2009 08: 55: 30	Bright	32.500	110	37Del Cas	2.6780	8900.0	65	39912	No
72	GOM_NL__2PRFIN20091018_085706_000000442083_00279_39912_4473.N1	18-OCT-2009 08: 57: 06	Bright	43.500	35	33Alp Per	1.7950	6250.0	87	39912	No
73	GOM_NL__2PRFIN20091018_092317_000000302083_00279_39912_4474.N1	18-OCT-2009 09: 23: 17	Tw_i_and_stray	30.000	166	17Eps Leo	2.9800	6000.0	60	39912	No
74	GOM_NL__2PRFIN20091018_092636_000000292083_00279_39912_4475.N1	18-OCT-2009 09: 26: 36	Bright	29.000	22	32Alp Leo	1.3600	15200.	58	39912	No
75	GOM_NL__2PRFIN20091018_093414_000000352083_00279_39912_4476.N1	18-OCT-2009 09: 34: 14	Dark	34.500	48	30Alp Hya	1.9770	4100.0	69	39912	No
76	GOM_NL__2PRFIN20091018_094331_000000472083_00279_39912_4477.N1	18-OCT-2009 09: 43: 31	Dark	47.000	132	15Rho Pup	2.8030	6900.0	94	39912	No
77	GOM_NL__2PRFIN20091018_094615_000000392083_00279_39912_4478.N1	18-OCT-2009 09: 46: 15	Dark	38.500	70	Zet Pup	2.2460	39000.	77	39912	No
78	GOM_NL__2PRFIN20091018_095237_000000382083_00280_39913_4478.N1	18-OCT-2009 09: 52: 37	Dark	37.500	2	Alp Car	-0.73600	7000.0	75	39913	No
79	GOM_NL__2PRFIN20091018_100411_000000352083_00280_39913_4479.N1	18-OCT-2009 10: 04: 11	Straylight	34.500	157	The1Eri	2.9060	9300.0	69	39913	No
80	GOM_NL__2PRFIN20091018_102520_000000392083_00280_39913_4480.N1	18-OCT-2009 10: 25: 20	Bright	38.500	105	6Bet Ari	2.6450	8900.0	77	39913	No
81	GOM_NL__2PRFIN20091018_102852_000000342083_00280_39913_4481.N1	18-OCT-2009 10: 28: 52	Bright	34.000	53	43Bet And	2.0480	3300.0	68	39913	No
82	GOM_NL__2PRFIN20091018_103016_000000402083_00280_39913_4482.N1	18-OCT-2009 10: 30: 16	Bright	40.000	173	4Bet Tri	3.0040	8900.0	80	39913	No
83	GOM_NL__2PRFIN20091018_103210_000000392083_00280_39913_4483.N1	18-OCT-2009 10: 32: 10	Bright	38.500	73	57Gam1And	2.2600	13100.	77	39913	No
84	GOM_NL__2PRFIN20091018_103605_000000332083_00280_39913_4484.N1	18-OCT-2009 10: 36: 05	Bright	32.500	110	37Del Cas	2.6780	8900.0	65	39913	No
85	GOM_NL__2PRFIN20091018_103741_000000442083_00280_39913_4485.N1	18-OCT-2009 10: 37: 41	Bright	43.500	35	33Alp Per	1.7950	6250.0	87	39913	No
86	GOM_NL__2PRFIN20091018_110353_000000312083_00280_39913_4486.N1	18-OCT-2009 11: 03: 53	Tw_i_and_stray	30.500	166	17Eps Leo	2.9800	6000.0	61	39913	No
87	GOM_NL__2PRFIN20091018_110712_000000292083_00280_39913_4487.N1	18-OCT-2009 11: 07: 12	Bright	29.000	22	32Alp Leo	1.3600	15200.	58	39913	No
88	GOM_NL__2PRFIN20091018_111450_000000352083_00280_39913_4488.N1	18-OCT-2009 11: 14: 50	Dark	35.000	48	30Alp Hya	1.9770	4100.0	70	39913	No
89	GOM_NL__2PRFIN20091018_112408_000000472083_00280_39913_4489.N1	18-OCT-2009 11: 24: 08	Dark	47.000	132	15Rho Pup	2.8030	6900.0	94	39913	No
90	GOM_NL__2PRFIN20091018_112652_000000392083_00280_39913_4490.N1	18-OCT-2009 11: 26: 52	Dark	39.000	70	Zet Pup	2.2460	39000.	78	39913	No
91	GOM_NL__2PRFIN20091018_113313_000000382083_00281_39914_4509.N1	18-OCT-2009 11: 33: 13	Dark	38.000	2	Alp Car	-0.73600	7000.0	76	39914	No
92	GOM_NL__2PRFIN20091018_114448_000000352083_00281_39914_4510.N1	18-OCT-2009 11: 44: 48	Straylight	34.500	157	The1Eri	2.9060	9300.0	69	39914	No
93	GOM_NL__2PRFIN20091018_120556_000000392083_00281_39914_4511.N1	18-OCT-2009 12: 05: 56	Bright	39.000	105	6Bet Ari	2.6450	8900.0	78	39914	No
94	GOM_NL__2PRFIN20091018_120928_000000342083_00281_39914_4512.N1	18-OCT-2009 12: 09: 28	Bright	34.000	53	43Bet And	2.0480	3300.0	68	39914	No
95	GOM_NL__2PRFIN20091018_121051_000000402083_00281_39914_4513.N1	18-OCT-2009 12: 10: 51	Bright	40.000	173	4Bet Tri	3.0040	8900.0	80	39914	No
96	GOM_NL__2PRFIN20091018_121246_000000392083_00281_39914_4514.N1	18-OCT-2009 12: 12: 46	Bright	38.500	73	57Gam1And	2.2600	13100.	77	39914	No
97	GOM_NL__2PRFIN20091018_121641_000000332083_00281_39914_4515.N1	18-OCT-2009 12: 16: 41	Bright	33.000	110	37Del Cas	2.6780	8900.0	66	39914	No
98	GOM_NL__2PRFIN20091018_121816_000000442083_00281_39914_4516.N1	18-OCT-2009 12: 18: 16	Bright	43.500	35	33Alp Per	1.7950	6250.0	87	39914	No
99	GOM_NL__2PRFIN20091018_124429_000000312083_00281_39914_4517.N1	18-OCT-2009 12: 44: 29	Tw_i_and_stray	30.500	166	17Eps Leo	2.9800	6000.0	61	39914	No
100	GOM_NL__2PRFIN20091018_124749_000000292083_00281_39914_4518.N1	18-OCT-2009 12: 47: 49	Bright	29.000	22	32Alp Leo	1.3600	15200.	58	39914	No
101	GOM_NL__2PRFIN20091018_125527_000000352083_00281_39914_4519.N1	18-OCT-2009 12: 55: 27	Dark	35.000	48	30Alp Hya	1.9770	4100.0	70	39914	No

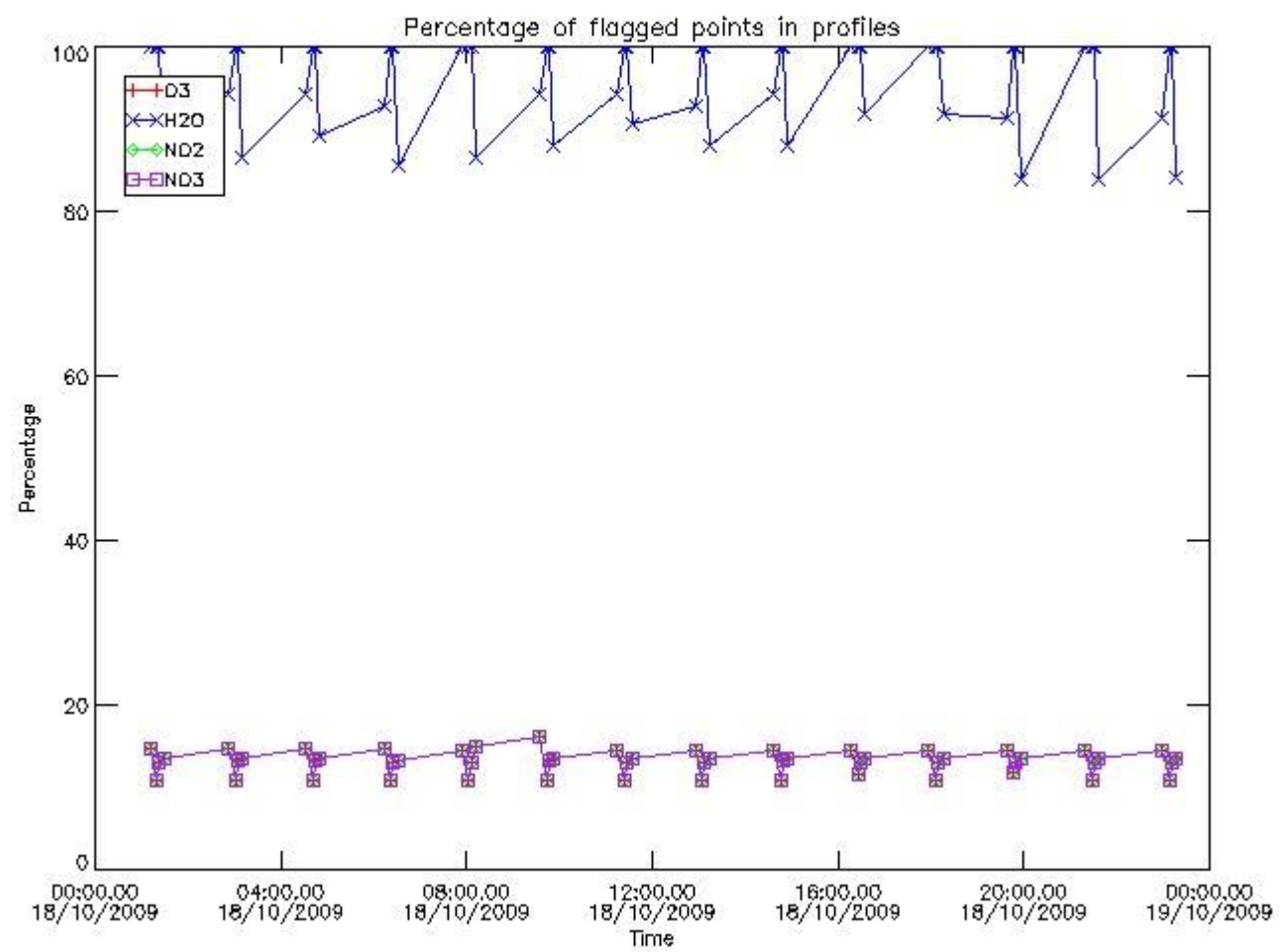
102	GOM_NL__2PRFIN20091018_130445_000000482083_00281_39914_4520.N1	18-OCT-2009 13:04:45	Dark	47.500	132	15Rho Pup	2.8030	6900.0	95	39914	No
103	GOM_NL__2PRFIN20091018_130729_000000392083_00281_39914_4521.N1	18-OCT-2009 13:07:29	Dark	39.000	70	Zet Pup	2.2460	39000.	78	39914	No
104	GOM_NL__2PRFIN20091018_131350_000000382083_00282_39915_4520.N1	18-OCT-2009 13:13:50	Dark	37.500	2	Alp Car	-0.73600	7000.0	75	39915	No
105	GOM_NL__2PRFIN20091018_132524_000000352083_00282_39915_4521.N1	18-OCT-2009 13:25:24	Straylight	34.500	157	The1Eri	2.9060	9300.0	69	39915	No
106	GOM_NL__2PRFIN20091018_134631_000000392083_00282_39915_4522.N1	18-OCT-2009 13:46:31	Bright	38.500	105	6Bet Ari	2.6450	8900.0	77	39915	No
107	GOM_NL__2PRFIN20091018_135003_000000352083_00282_39915_4523.N1	18-OCT-2009 13:50:03	Bright	34.500	53	43Bet And	2.0480	3300.0	69	39915	No
108	GOM_NL__2PRFIN20091018_135127_000000402083_00282_39915_4524.N1	18-OCT-2009 13:51:27	Bright	40.000	173	4Bet Tri	3.0040	8900.0	80	39915	No
109	GOM_NL__2PRFIN20091018_135322_000000382083_00282_39915_4525.N1	18-OCT-2009 13:53:22	Bright	38.000	73	57Gam1And	2.2600	13100.	76	39915	No
110	GOM_NL__2PRFIN20091018_135718_000000312083_00282_39915_4526.N1	18-OCT-2009 13:57:18	Bright	31.000	110	37Del Cas	2.6780	8900.0	62	39915	No
111	GOM_NL__2PRFIN20091018_135851_000000432083_00282_39915_4527.N1	18-OCT-2009 13:58:51	Bright	43.000	35	33Alp Per	1.7950	6250.0	86	39915	No
112	GOM_NL__2PRFIN20091018_142505_000000312083_00282_39915_4528.N1	18-OCT-2009 14:25:05	Twi_and_stray	30.500	166	17Eps Leo	2.9800	6000.0	61	39915	No
113	GOM_NL__2PRFIN20091018_142825_000000292083_00282_39915_4529.N1	18-OCT-2009 14:28:25	Bright	29.000	22	32Alp Leo	1.3600	15200.	58	39915	No
114	GOM_NL__2PRFIN20091018_143604_000000352083_00282_39915_4530.N1	18-OCT-2009 14:36:04	Dark	35.000	48	30Alp Hya	1.9770	4100.0	70	39915	No
115	GOM_NL__2PRFIN20091018_144523_000000482083_00282_39915_4531.N1	18-OCT-2009 14:45:23	Dark	47.500	132	15Rho Pup	2.8030	6900.0	95	39915	No
116	GOM_NL__2PRFIN20091018_144806_000000392083_00282_39915_4532.N1	18-OCT-2009 14:48:06	Dark	38.500	70	Zet Pup	2.2460	39000.	77	39915	No
117	GOM_NL__2PRFIN20091018_145427_000000382083_00283_39916_4531.N1	18-OCT-2009 14:54:27	Dark	38.000	2	Alp Car	-0.73600	7000.0	76	39916	No
118	GOM_NL__2PRFIN20091018_150600_000000352083_00283_39916_4532.N1	18-OCT-2009 15:06:00	Straylight	35.000	157	The1Eri	2.9060	9300.0	70	39916	No
119	GOM_NL__2PRFIN20091018_152706_000000392083_00283_39916_4533.N1	18-OCT-2009 15:27:06	Bright	39.000	105	6Bet Ari	2.6450	8900.0	78	39916	No
120	GOM_NL__2PRFIN20091018_153039_000000342083_00283_39916_4534.N1	18-OCT-2009 15:30:39	Bright	34.000	53	43Bet And	2.0480	3300.0	68	39916	No
121	GOM_NL__2PRFIN20091018_153202_000000402083_00283_39916_4535.N1	18-OCT-2009 15:32:02	Bright	40.000	173	4Bet Tri	3.0040	8900.0	80	39916	No
122	GOM_NL__2PRFIN20091018_153357_000000382083_00283_39916_4536.N1	18-OCT-2009 15:33:57	Bright	38.000	73	57Gam1And	2.2600	13100.	76	39916	No
123	GOM_NL__2PRFIN20091018_153908_000000402083_00283_39916_4537.N1	18-OCT-2009 15:39:08	Bright	40.000	160	23Gam Per	2.9300	4700.0	80	39916	No
124	GOM_NL__2PRFIN20091018_160541_000000312083_00283_39916_4538.N1	18-OCT-2009 16:05:41	Twi_and_stray	30.500	166	17Eps Leo	2.9800	6000.0	61	39916	No
125	GOM_NL__2PRFIN20091018_160901_000000292083_00283_39916_4539.N1	18-OCT-2009 16:09:01	Bright	29.000	22	32Alp Leo	1.3600	15200.	58	39916	No
126	GOM_NL__2PRFIN20091018_161640_000000352083_00283_39916_4540.N1	18-OCT-2009 16:16:40	Dark	35.000	48	30Alp Hya	1.9770	4100.0	70	39916	No
127	GOM_NL__2PRFIN20091018_162600_000000482083_00283_39916_4541.N1	18-OCT-2009 16:26:00	Dark	48.000	132	15Rho Pup	2.8030	6900.0	96	39916	No
128	GOM_NL__2PRFIN20091018_162842_000000402083_00283_39916_4542.N1	18-OCT-2009 16:28:42	Dark	39.500	70	Zet Pup	2.2460	39000.	79	39916	No
129	GOM_NL__2PRFIN20091018_163504_000000382083_00284_39917_4542.N1	18-OCT-2009 16:35:04	Dark	37.500	2	Alp Car	-0.73600	7000.0	75	39917	No
130	GOM_NL__2PRFIN20091018_164637_000000352083_00284_39917_4543.N1	18-OCT-2009 16:46:37	Straylight	34.500	157	The1Eri	2.9060	9300.0	69	39917	No
131	GOM_NL__2PRFIN20091018_170742_000000402083_00284_39917_4544.N1	18-OCT-2009 17:07:42	Bright	39.500	105	6Bet Ari	2.6450	8900.0	79	39917	No
132	GOM_NL__2PRFIN20091018_171114_000000352083_00284_39917_4545.N1	18-OCT-2009 17:11:14	Bright	34.500	53	43Bet And	2.0480	3300.0	69	39917	No
133	GOM_NL__2PRFIN20091018_171237_000000402083_00284_39917_4546.N1	18-OCT-2009 17:12:37	Bright	40.000	173	4Bet Tri	3.0040	8900.0	80	39917	No
134	GOM_NL__2PRFIN20091018_171432_000000392083_00284_39917_4547.N1	18-OCT-2009 17:14:32	Bright	38.500	73	57Gam1And	2.2600	13100.	77	39917	No
135	GOM_NL__2PRFIN20091018_171944_000000402083_00284_39917_4548.N1	18-OCT-2009 17:19:44	Bright	39.500	160	23Gam Per	2.9300	4700.0	79	39917	No
136	GOM_NL__2PRFIN20091018_174618_000000312083_00284_39917_4549.N1	18-OCT-2009 17:46:18	Twi_and_stray	30.500	166	17Eps Leo	2.9800	6000.0	61	39917	No
137	GOM_NL__2PRFIN20091018_174938_000000292083_00284_39917_4550.N1	18-OCT-2009 17:49:38	Bright	29.000	22	32Alp Leo	1.3600	15200.	58	39917	No
138	GOM_NL__2PRFIN20091018_175717_000000352083_00284_39917_4551.N1	18-OCT-2009 17:57:17	Dark	35.000	48	30Alp Hya	1.9770	4100.0	70	39917	No
139	GOM_NL__2PRFIN20091018_180638_000000482083_00284_39917_4552.N1	18-OCT-2009 18:06:38	Dark	47.500	132	15Rho Pup	2.8030	6900.0	95	39917	No
140	GOM_NL__2PRFIN20091018_180919_000000402083_00284_39917_4553.N1	18-OCT-2009 18:09:19	Dark	39.500	70	Zet Pup	2.2460	39000.	79	39917	No
141	GOM_NL__2PRFIN20091018_181540_000000372083_00285_39918_4553.N1	18-OCT-2009 18:15:40	Dark	37.000	2	Alp Car	-0.73600	7000.0	74	39918	No
142	GOM_NL__2PRFIN20091018_182714_000000352083_00285_39918_4554.N1	18-OCT-2009 18:27:14	Straylight	34.500	157	The1Eri	2.9060	9300.0	69	39918	No
143	GOM_NL__2PRFIN20091018_184817_000000392083_00285_39918_4555.N1	18-OCT-2009 18:48:17	Bright	39.000	105	6Bet Ari	2.6450	8900.0	78	39918	No
144	GOM_NL__2PRFIN20091018_185150_000000342083_00285_39918_4556.N1	18-OCT-2009 18:51:50	Bright	34.000	53	43Bet And	2.0480	3300.0	68	39918	No
145	GOM_NL__2PRFIN20091018_185313_000000402083_00285_39918_4557.N1	18-OCT-2009 18:53:13	Bright	40.000	173	4Bet Tri	3.0040	8900.0	80	39918	No
146	GOM_NL__2PRFIN20091018_185507_000000392083_00285_39918_4558.N1	18-OCT-2009 18:55:07	Bright	38.500	73	57Gam1And	2.2600	13100.	77	39918	No
147	GOM_NL__2PRFIN20091018_190019_000000402083_00285_39918_4559.N1	18-OCT-2009 19:00:19	Bright	39.500	160	23Gam Per	2.9300	4700.0	79	39918	No
148	GOM_NL__2PRFIN20091018_192654_000000302083_00285_39918_4560.N1	18-OCT-2009 19:26:54	Twi_and_stray	30.000	166	17Eps Leo	2.9800	6000.0	60	39918	No
149	GOM_NL__2PRFIN20091018_193014_000000302083_00285_39918_4561.N1	18-OCT-2009 19:30:14	Bright	29.500	22	32Alp Leo	1.3600	15200.	59	39918	No
150	GOM_NL__2PRFIN20091018_193754_000000352083_00285_39918_4562.N1	18-OCT-2009 19:37:54	Dark	35.000	48	30Alp Hya	1.9770	4100.0	70	39918	No
151	GOM_NL__2PRFIN20091018_194715_000000472083_00285_39918_4563.N1	18-OCT-2009 19:47:15	Dark	47.000	132	15Rho Pup	2.8030	6900.0	94	39918	No
152	GOM_NL__2PRFIN20091018_194957_000000392083_00285_39918_4564.N1	18-OCT-2009 19:49:57	Dark	39.000	70	Zet Pup	2.2460	39000.	78	39918	No
153	GOM_NL__2PRFIN20091018_195617_000000372083_00286_39919_4564.N1	18-OCT-2009 19:56:17	Dark	37.000	2	Alp Car	-0.73600	7000.0	74	39919	No
154	GOM_NL__2PRFIN20091018_200750_000000352083_00286_39919_4565.N1	18-OCT-2009 20:07:50	Straylight	35.000	157	The1Eri	2.9060	9300.0	70	39919	No
155	GOM_NL__2PRFIN20091018_202853_000000392083_00286_39919_4566.N1	18-OCT-2009 20:28:53	Bright	38.500	105	6Bet Ari	2.6450	8900.0	77	39919	No
156	GOM_NL__2PRFIN20091018_203226_000000342083_00286_39919_4567.N1	18-OCT-2009 20:32:26	Bright	34.000	53	43Bet And	2.0480	3300.0	68	39919	No
157	GOM_NL__2PRFIN20091018_203348_000000402083_00286_39919_4568.N1	18-OCT-2009 20:33:48	Bright	39.500	173	4Bet Tri	3.0040	8900.0	79	39919	No
158	GOM_NL__2PRFIN20091018_203543_000000382083_00286_39919_4569.N1	18-OCT-2009 20:35:43	Bright	38.000	73	57Gam1And	2.2600	13100.	76	39919	No
159	GOM_NL__2PRFIN20091018_204054_000000402083_00286_39919_4570.N1	18-OCT-2009 20:40:54	Bright	39.500	160	23Gam Per	2.9300	4700.0	79	39919	No
160	GOM_NL__2PRFIN20091018_210730_000000312083_00286_39919_4571.N1	18-OCT-2009 21:07:30	Twi_and_stray	30.500	166	17Eps Leo	2.9800	6000.0	61	39919	No

161	GOM_NL__2PRFIN20091018_211051_000000292083_00286_39919_4572.N1	18-OCT-2009 21:10:51	Bright	29.000	22	32Alp Leo	1.3600	15200.	58	39919	No
162	GOM_NL__2PRFIN20091018_211830_000000362083_00286_39919_4573.N1	18-OCT-2009 21:18:30	Dark	35.500	48	30Alp Hya	1.9770	4100.0	71	39919	No
163	GOM_NL__2PRFIN20091018_212752_000000482083_00286_39919_4574.N1	18-OCT-2009 21:27:52	Dark	47.500	132	15Rho Pup	2.8030	6900.0	95	39919	No
164	GOM_NL__2PRFIN20091018_213033_000000392083_00286_39919_4575.N1	18-OCT-2009 21:30:33	Dark	39.000	70	Zet Pup	2.2460	39000.	78	39919	No
165	GOM_NL__2PRFIN20091018_213654_000000382083_00287_39920_4575.N1	18-OCT-2009 21:36:54	Dark	37.500	2	Alp Car	-0.73600	7000.0	75	39920	No
166	GOM_NL__2PRFIN20091018_214827_000000352083_00287_39920_4576.N1	18-OCT-2009 21:48:27	Straylight	35.000	157	The1Eri	2.9060	9300.0	70	39920	No
167	GOM_NL__2PRFIN20091018_220928_000000392083_00287_39920_4577.N1	18-OCT-2009 22:09:28	Bright	38.500	105	6Bet Ari	2.6450	8900.0	77	39920	No
168	GOM_NL__2PRFIN20091018_221302_000000342083_00287_39920_4578.N1	18-OCT-2009 22:13:02	Bright	34.000	53	43Bet And	2.0480	3300.0	68	39920	No
169	GOM_NL__2PRFIN20091018_221423_000000402083_00287_39920_4579.N1	18-OCT-2009 22:14:23	Bright	40.000	173	4Bet Tri	3.0040	8900.0	80	39920	No
170	GOM_NL__2PRFIN20091018_221618_000000392083_00287_39920_4580.N1	18-OCT-2009 22:16:18	Bright	38.500	73	57Gam1And	2.2600	13100.	77	39920	No
171	GOM_NL__2PRFIN20091018_222129_000000402083_00287_39920_4581.N1	18-OCT-2009 22:21:29	Bright	39.500	160	23Gam Per	2.9300	4700.0	79	39920	No
172	GOM_NL__2PRFIN20091018_224806_000000312083_00287_39920_4582.N1	18-OCT-2009 22:48:06	Tw_i_and_stray	30.500	166	17Eps Leo	2.9800	6000.0	61	39920	No
173	GOM_NL__2PRFIN20091018_225127_000000292083_00287_39920_4583.N1	18-OCT-2009 22:51:27	Bright	29.000	22	32Alp Leo	1.3600	15200.	58	39920	No
174	GOM_NL__2PRFIN20091018_225907_000000352083_00287_39920_4584.N1	18-OCT-2009 22:59:07	Dark	34.500	48	30Alp Hya	1.9770	4100.0	69	39920	No
175	GOM_NL__2PRFIN20091018_230830_000000482083_00287_39920_4585.N1	18-OCT-2009 23:08:30	Dark	47.500	132	15Rho Pup	2.8030	6900.0	95	39920	No
176	GOM_NL__2PRFIN20091018_231110_000000392083_00287_39920_4586.N1	18-OCT-2009 23:11:10	Dark	39.000	70	Zet Pup	2.2460	39000.	78	39920	No
177	GOM_NL__2PRFIN20091018_231731_000000382083_00288_39921_4590.N1	18-OCT-2009 23:17:31	Dark	38.000	2	Alp Car	-0.73600	7000.0	76	39921	No
178	GOM_NL__2PRFIN20091018_232903_000000352083_00288_39921_4591.N1	18-OCT-2009 23:29:03	Straylight	35.000	157	The1Eri	2.9060	9300.0	70	39921	No
179	GOM_NL__2PRFIN20091018_235004_000000392083_00288_39921_4592.N1	18-OCT-2009 23:50:04	Bright	39.000	105	6Bet Ari	2.6450	8900.0	78	39921	No
180	GOM_NL__2PRFIN20091018_235337_000000352083_00288_39921_4593.N1	18-OCT-2009 23:53:37	Bright	34.500	53	43Bet And	2.0480	3300.0	69	39921	No
181	GOM_NL__2PRFIN20091018_235459_000000402083_00288_39921_4594.N1	18-OCT-2009 23:54:59	Bright	39.500	173	4Bet Tri	3.0040	8900.0	79	39921	No
182	GOM_NL__2PRFIN20091018_235654_000000382083_00288_39921_4595.N1	18-OCT-2009 23:56:54	Bright	38.000	73	57Gam1And	2.2600	13100.	76	39921	No

### 3. Quality information per product

In this section it is plotted some information contained in the Quality Summary data set of the level 2 products. Only products in dark limb conditions and without errors (error flag in the MPH set to "0") are used.

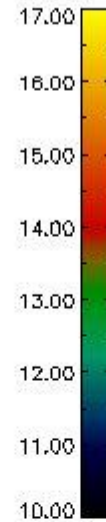
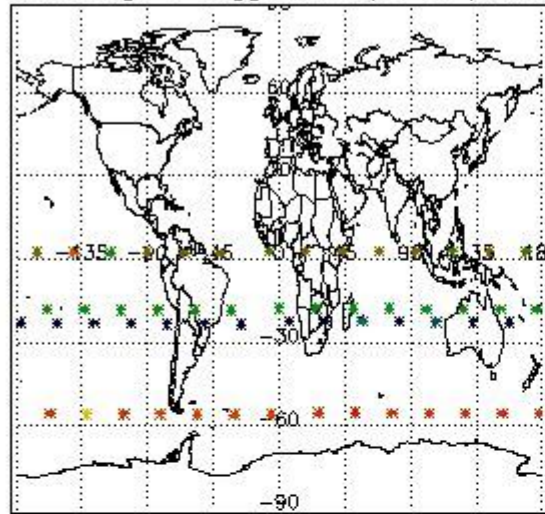
#### 3.1 Plot quality information per product (time dependant)



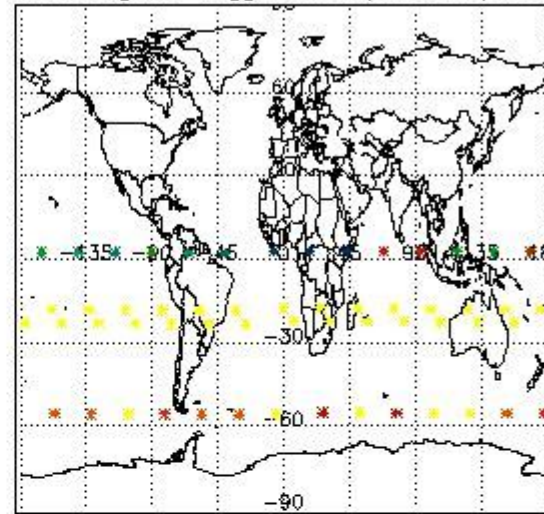
3.2 Plot quality information per product (world map)



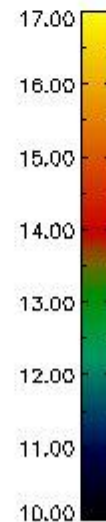
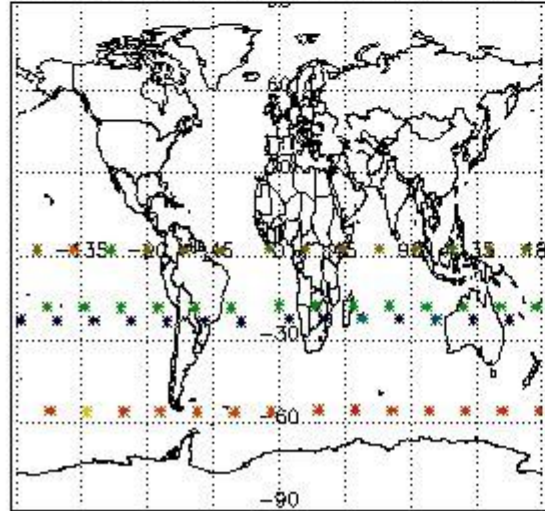
Percentage of flagged data per O3 profile



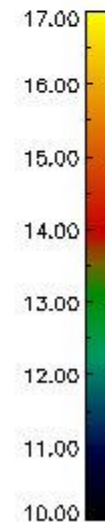
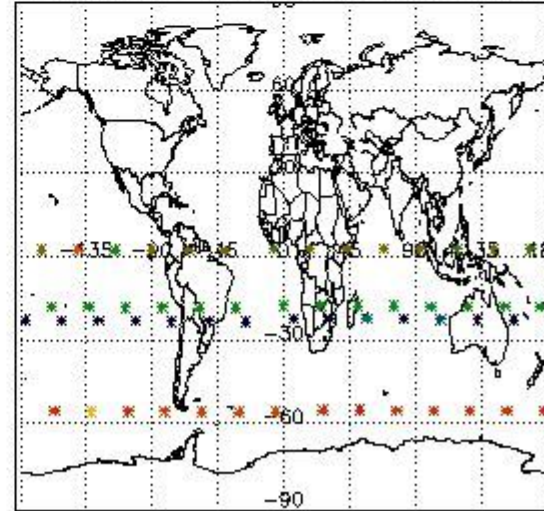
Percentage of flagged data per H2O profile



Percentage of flagged data per NO2 profile



Percentage of flagged data per NO3 profile

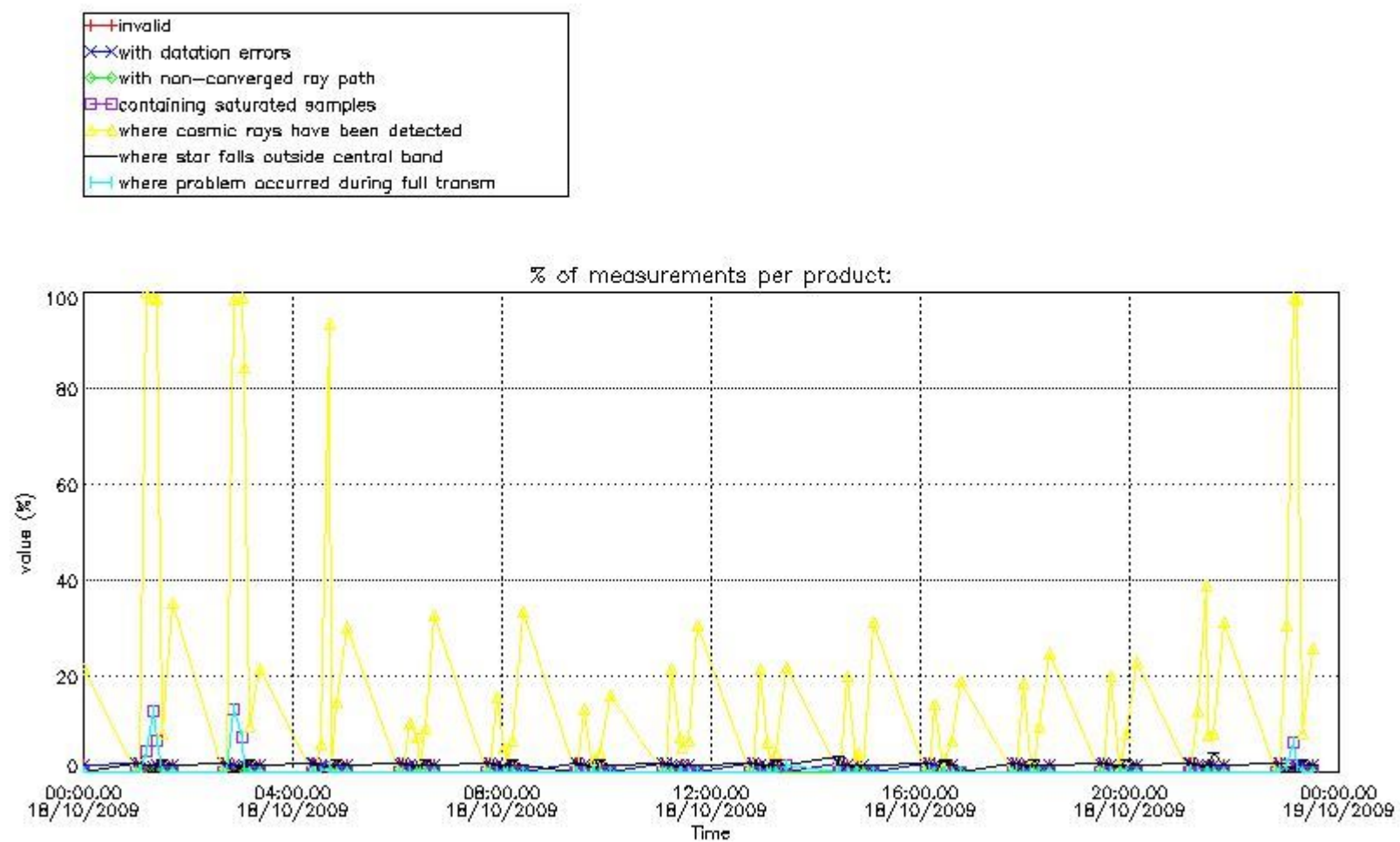


#### 4. Level 1 quality information per product

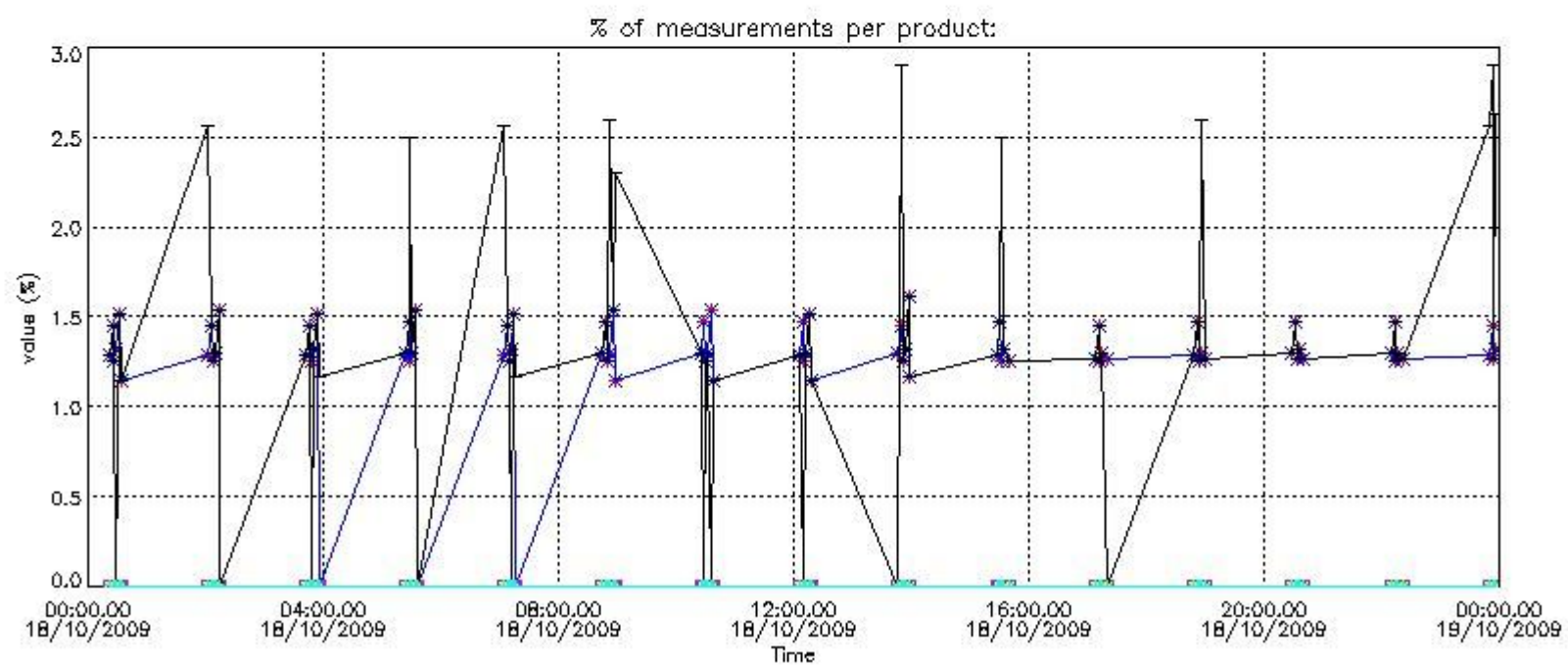
In this section it is plotted some information contained in the Quality Summary data set of the level 2 products that comes from the level 1b processing. Products without errors (error flag in the MPH set to "0") are used.

##### 4.1 Plot quality information per product (time dependant) coming from level 1b processing

###### 4.1.1 Plot level 1 quality information per product (time dependant): ENVISAT ASCENDING passes



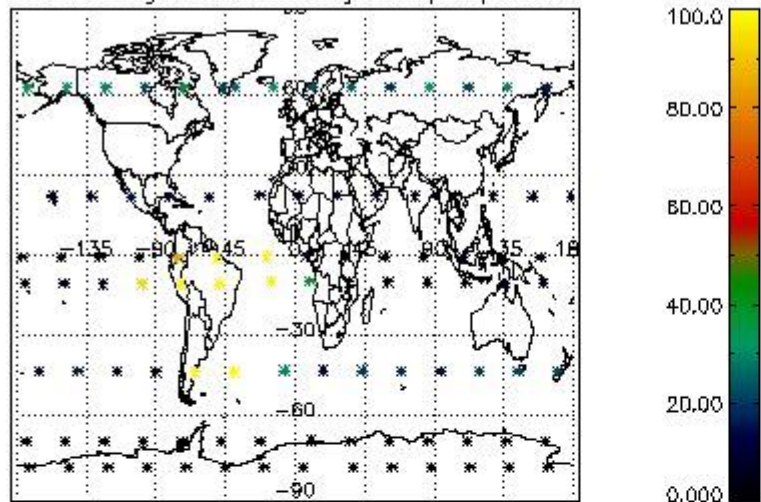
4.1.2 Plot level 1 quality information per product (time dependant): ENVI SAT DESCENDING passes



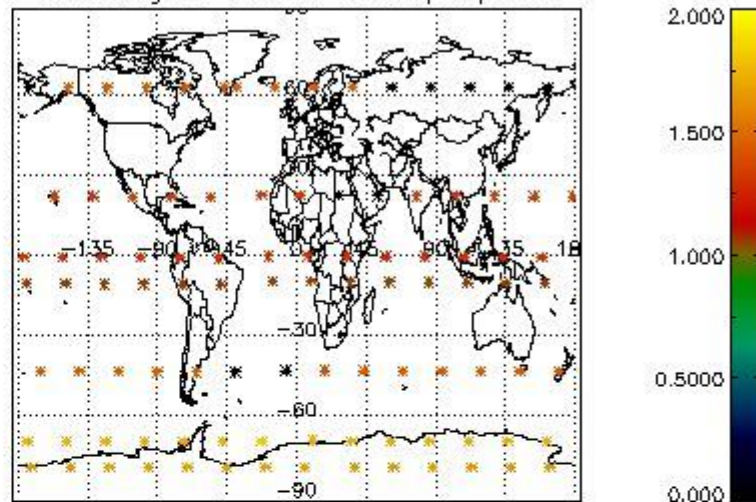
4.2 Plot quality information per product coming from level 1b processing (world map)

4.2.1 Plot level 1 quality information per product (world map): ENVISAT ASCENDING passes

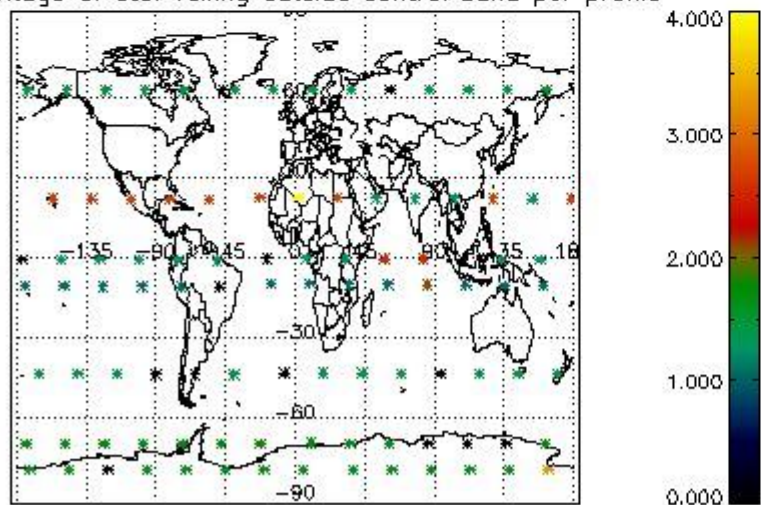
Percentage of cosmic ray hits per profile



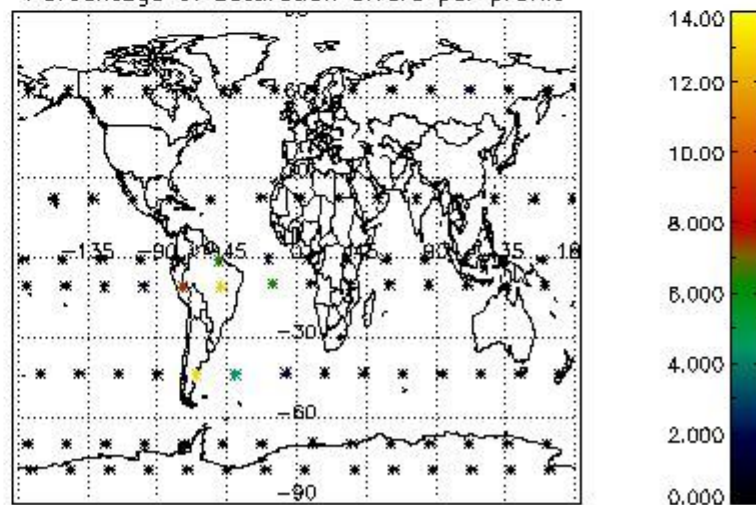
Percentage of datation errors per profile



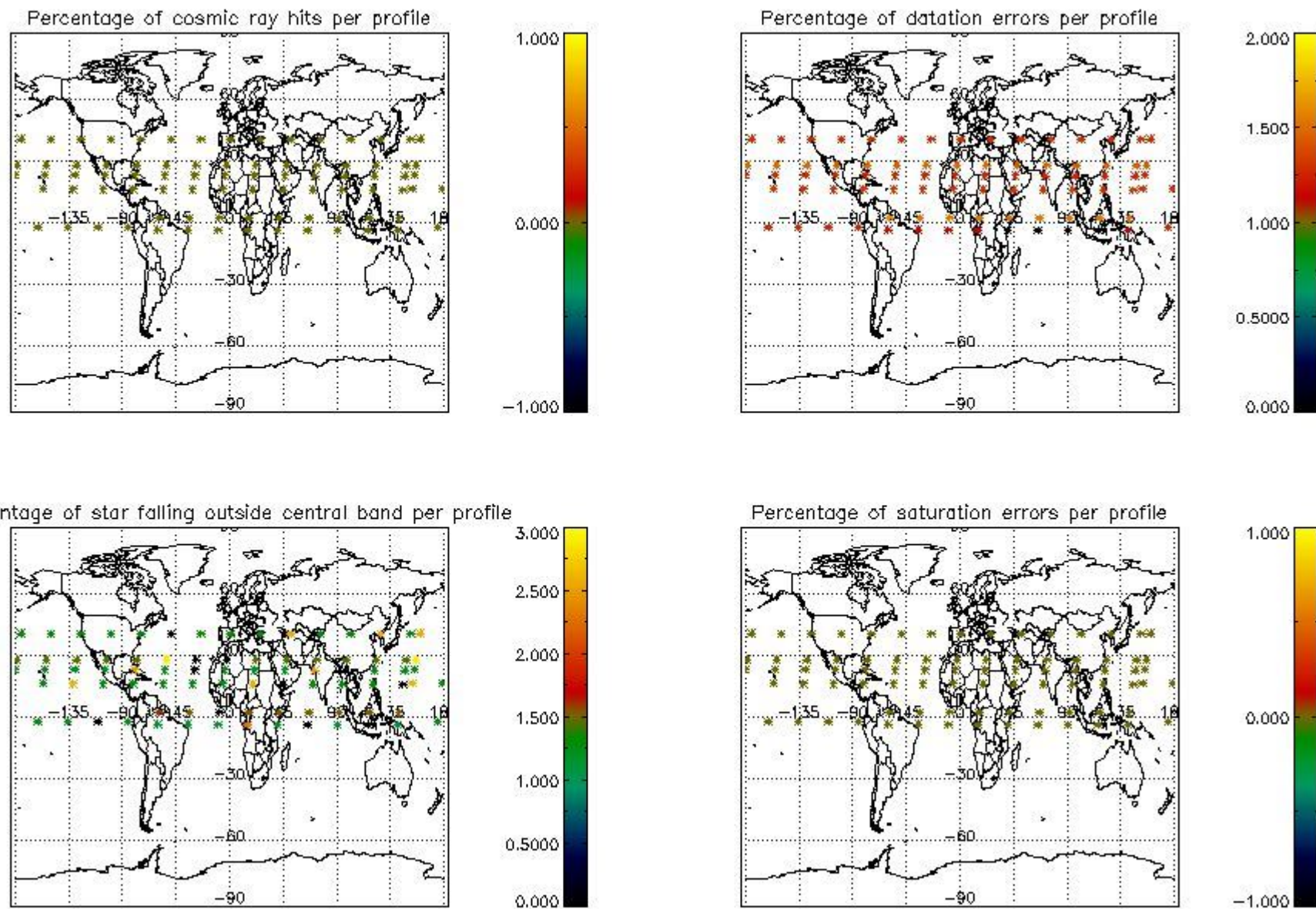
Percentage of star falling outside central band per profile



Percentage of saturation errors per profile



4.2.2 Plot level 1 quality information per product (world map): ENVISAT DESCENDING passes



## 5. Trace gas profiles

### 5.1 Ozone statistics based on quality of products

The final quality of the products can be "measured" using the STD (Standard Deviation) attached to every point profile. This information is written to the parameter GOM\_NL\_\_2P/NL\_LOCAL\_SPECIES\_DENSITY/o3\_std of the level 2 products. The table below shows the statistics for given STD ranges.

The statistics are given with respect to the overall valid production:

- Products without fatal errors: GOM\_NL\_\_2P/MPH/PRODUCT\_ERR=0
- Valid point profile: GOM\_NL\_\_2P/NL\_LOCAL\_SPECIES\_DENSITY/pcd(0)=0

The 'Criteria' is applied to valid points of dark limb products:

- Products in dark limb illumination condition: GOM\_NL\_\_2P/NL\_SUMMARY\_QUALITY/obs\_ill\_cond=0
- Products without fatal errors: GOM\_NL\_\_2P/MPH/PRODUCT\_ERR=0
- Valid point profile: GOM\_NL\_\_2P/NL\_LOCAL\_SPECIES\_DENSITY/pcd(0)=0

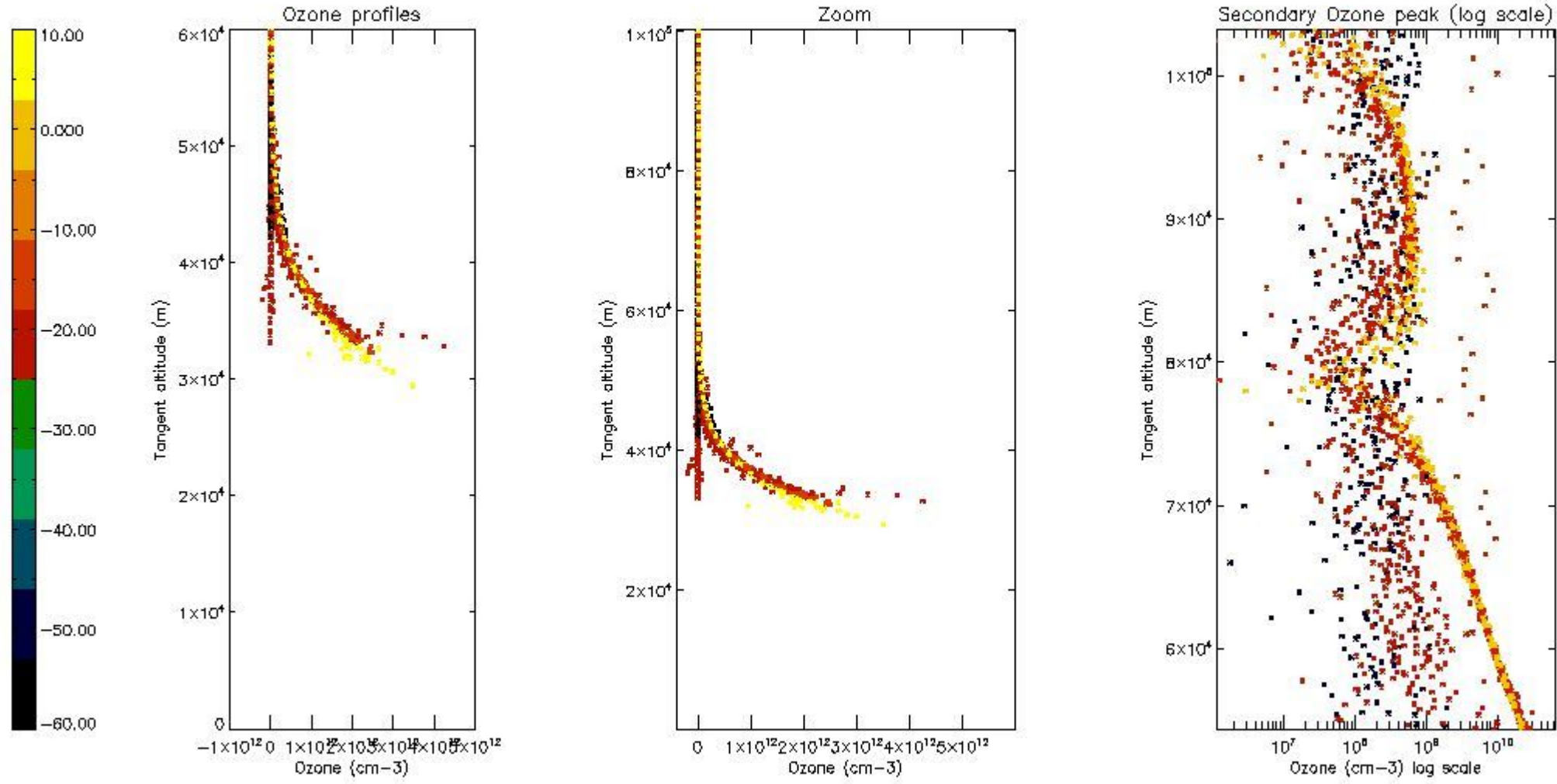
So, the table below shows the percentage of dark limb and valid observations for each criteria with respect to the overall valid daily observations.

Criteria	% of total production
All STD	33
STD < 20	13

STD < 10	11
STD < 5	9

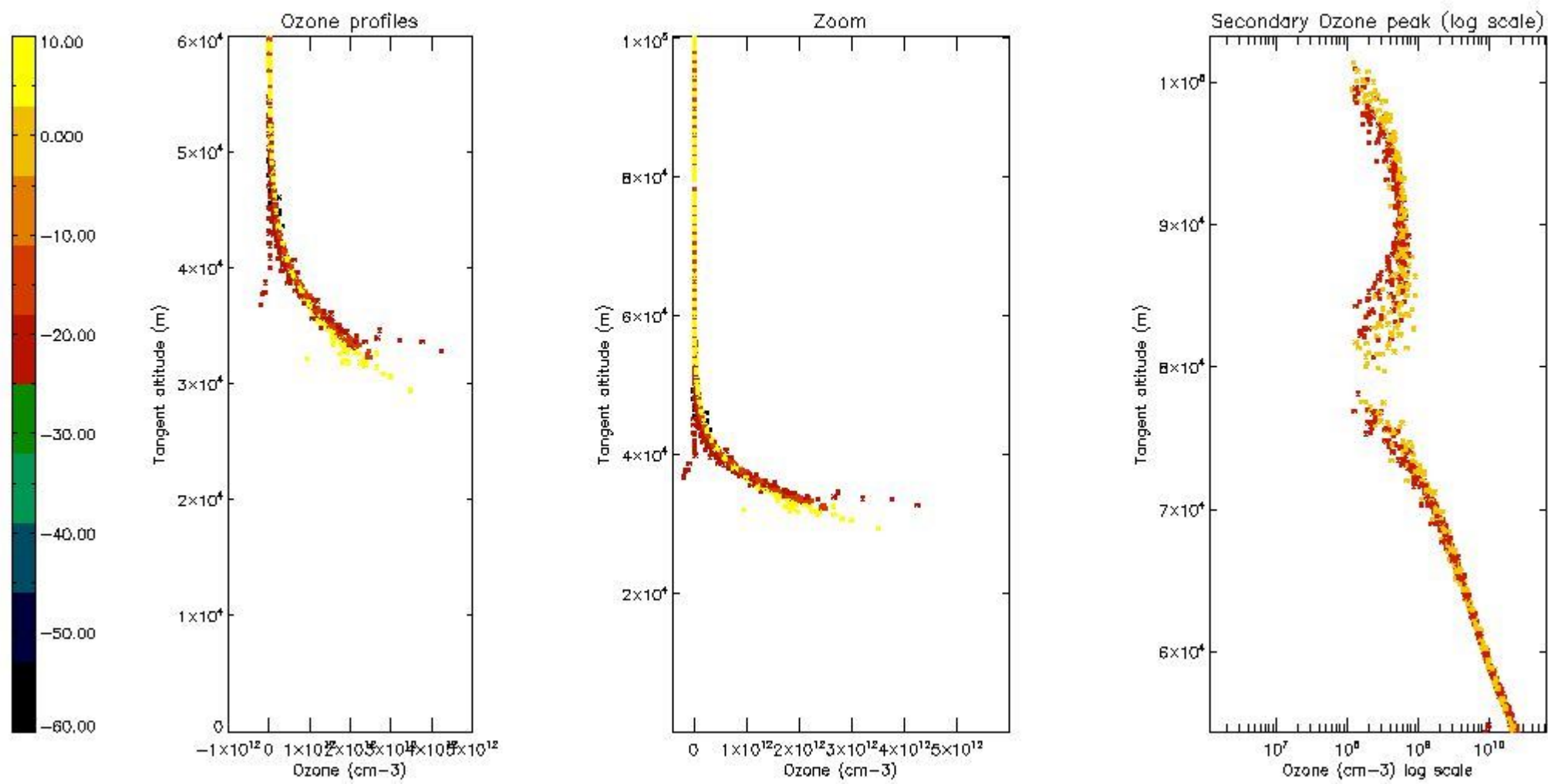
5.2 Plot ozone profiles for all STD (dark without errors)

The colorbar represents the latitude.



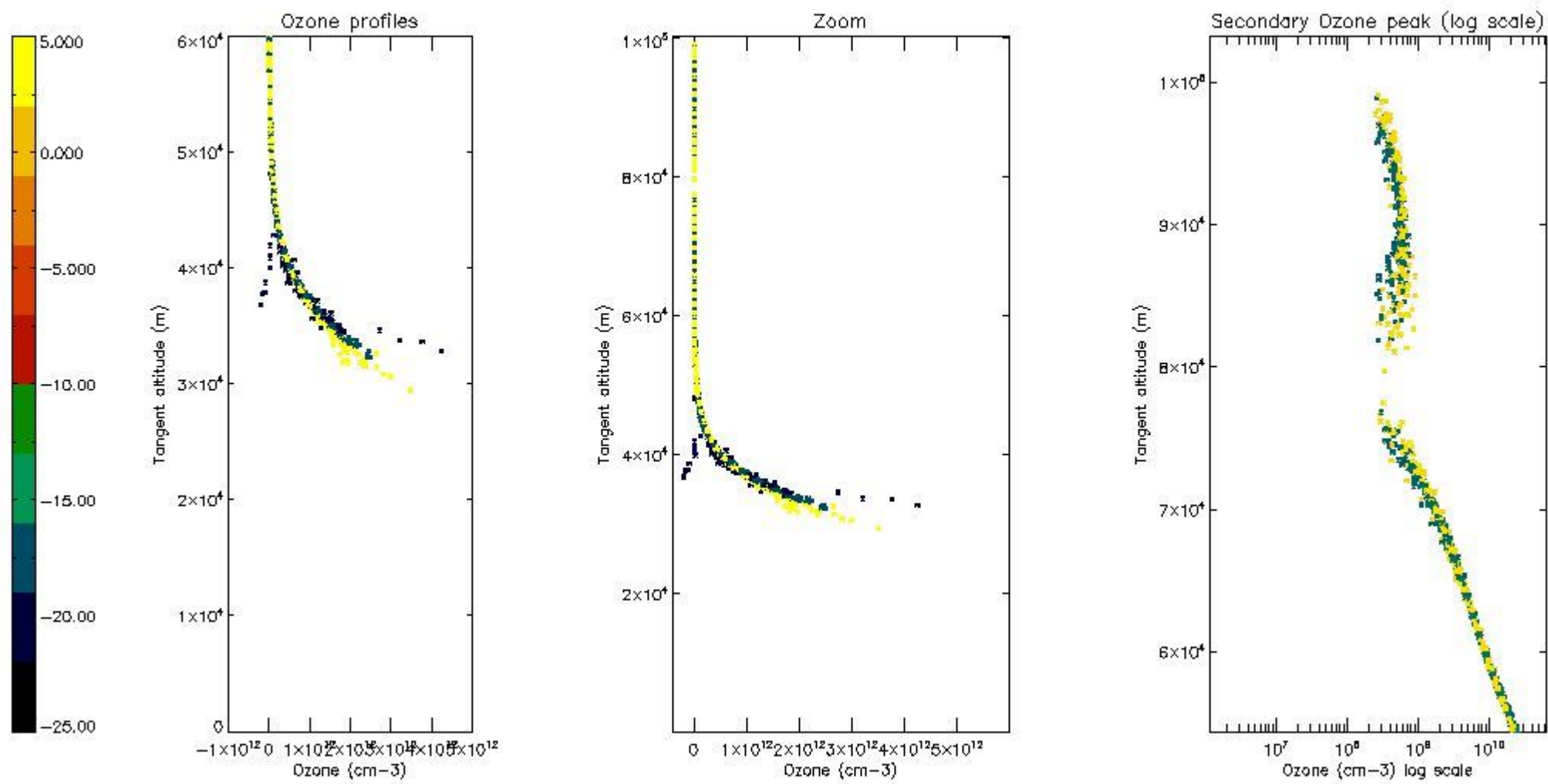
5.3 Plot ozone profiles where STD < 20% (dark without errors)

The colorbar represents the latitude.



5.4 Plot ozone profiles where STD < 10% (dark without errors)

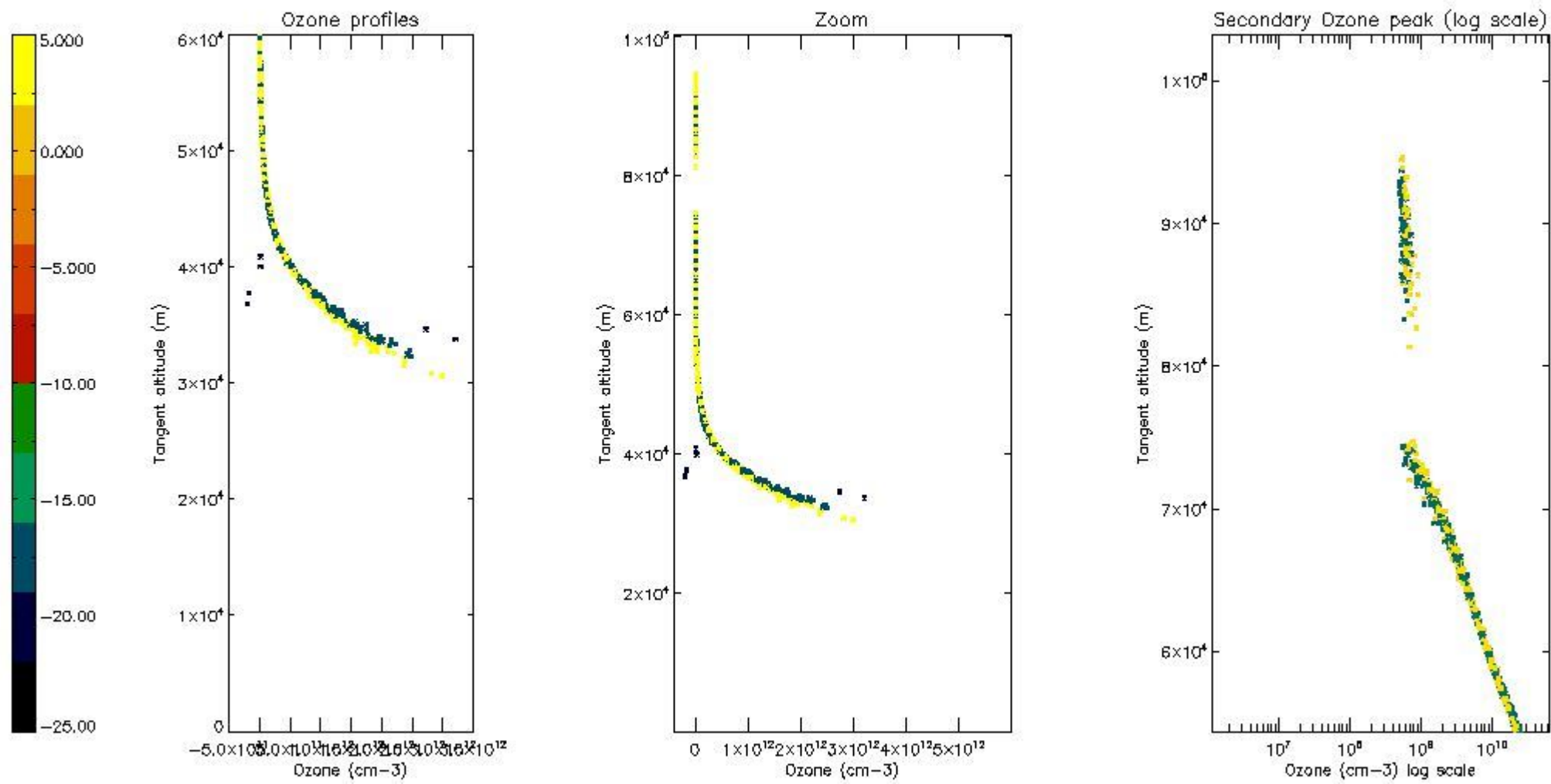
The colorbar represents the latitude.



*5.5 Plot ozone profiles where STD < 5% (dark without errors)*

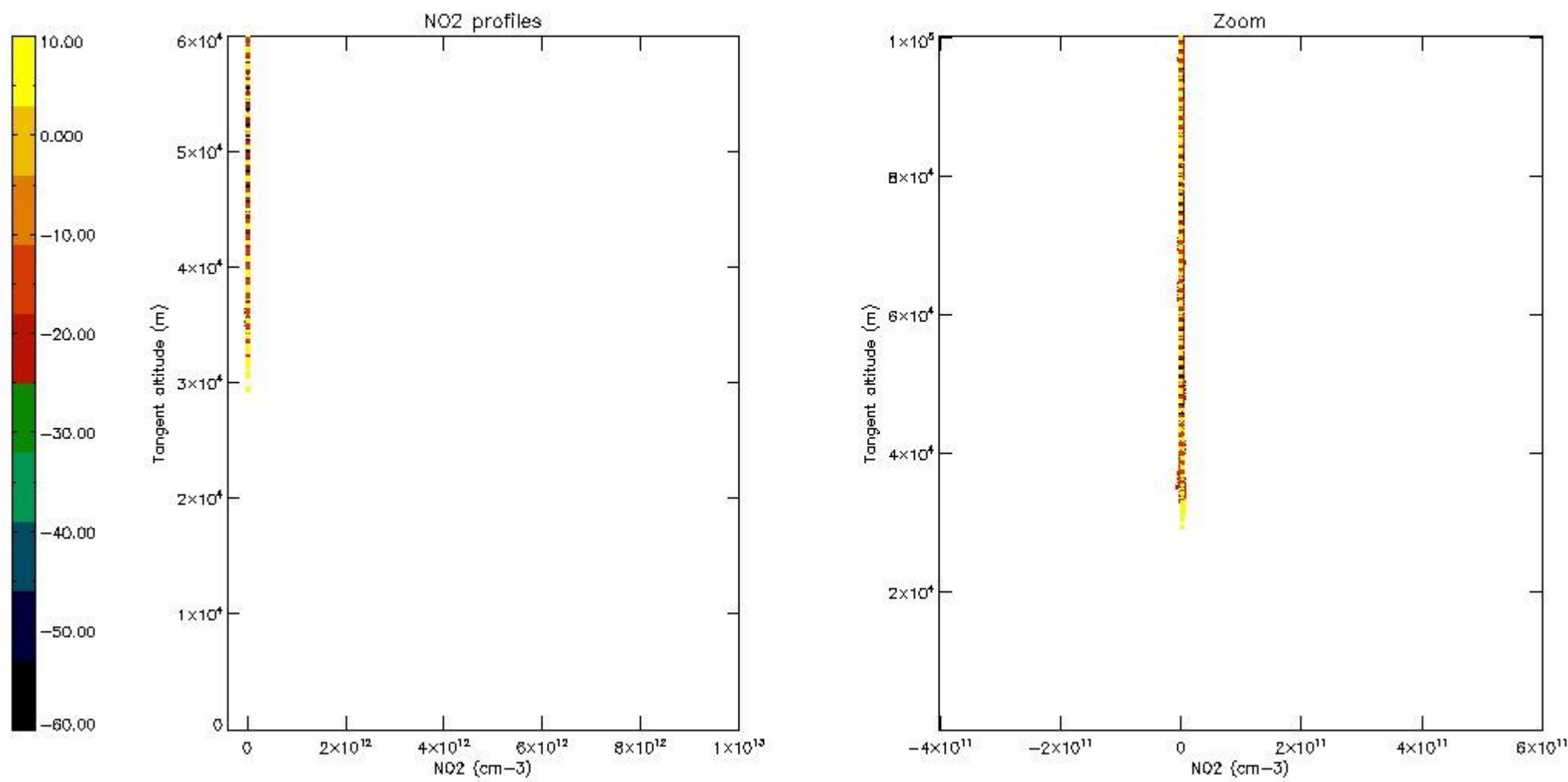
The colorbar represents the latitude.





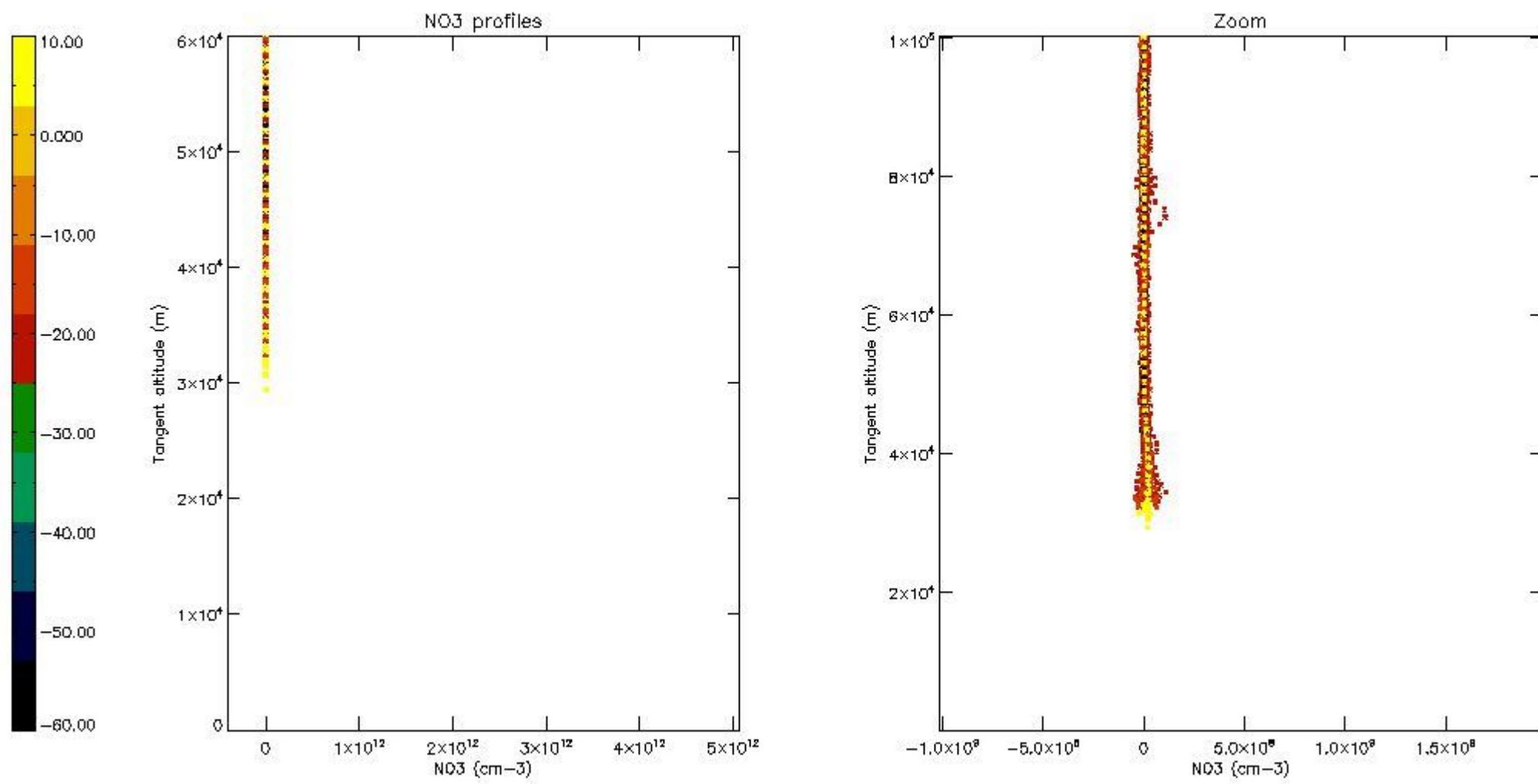
*5.6 Plot NO<sub>2</sub> profiles for all STD (dark without errors)*

The colorbar represents the latitude.



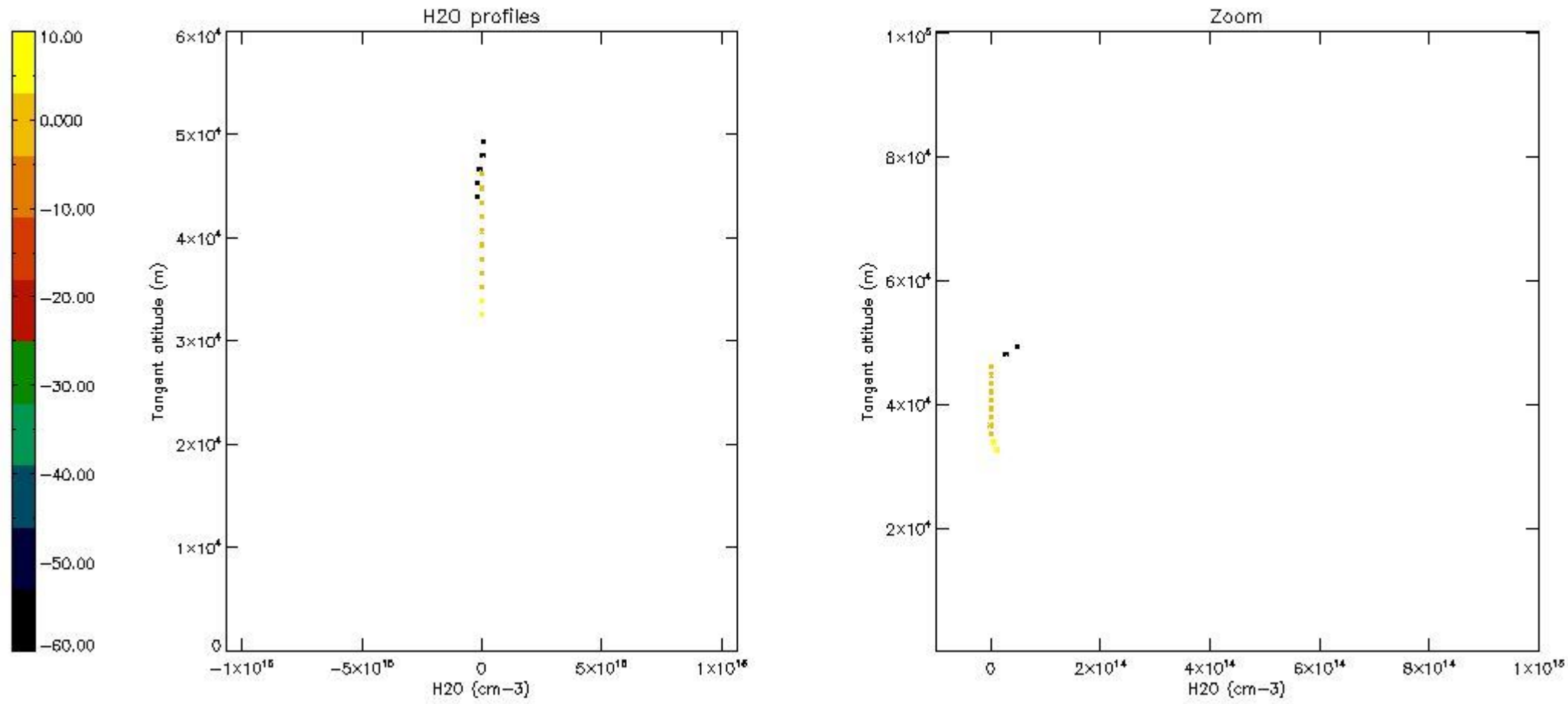
*5.7 Plot NO3 profiles for all STD (dark without errors)*

The colorbar represents the latitude.



*5.8 Plot H2O profiles for all STD (only for occultations of stars 1,2,3,4,13,14,16,26,63 dark without errors)*

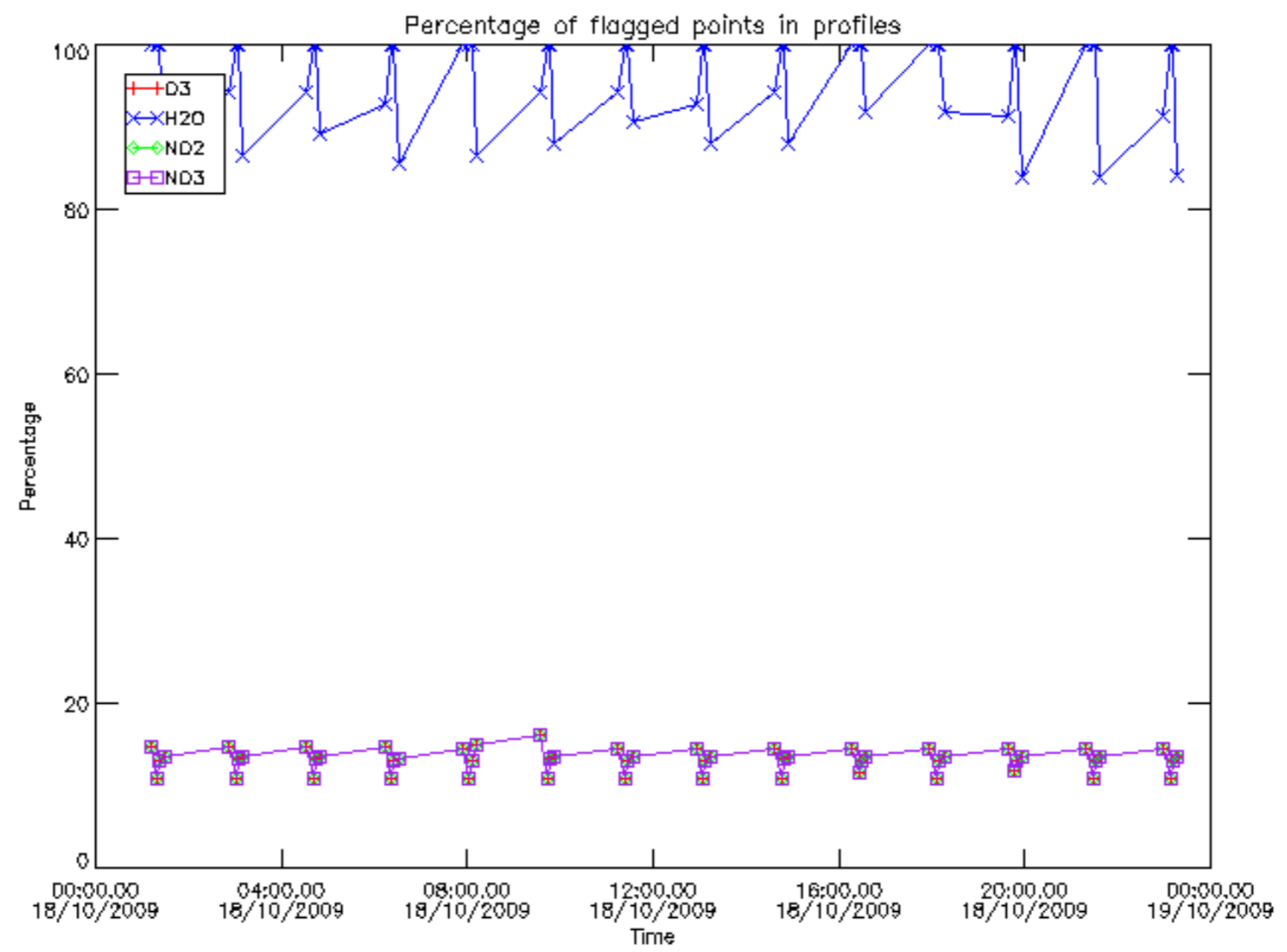
The colorbar represents the latitude.



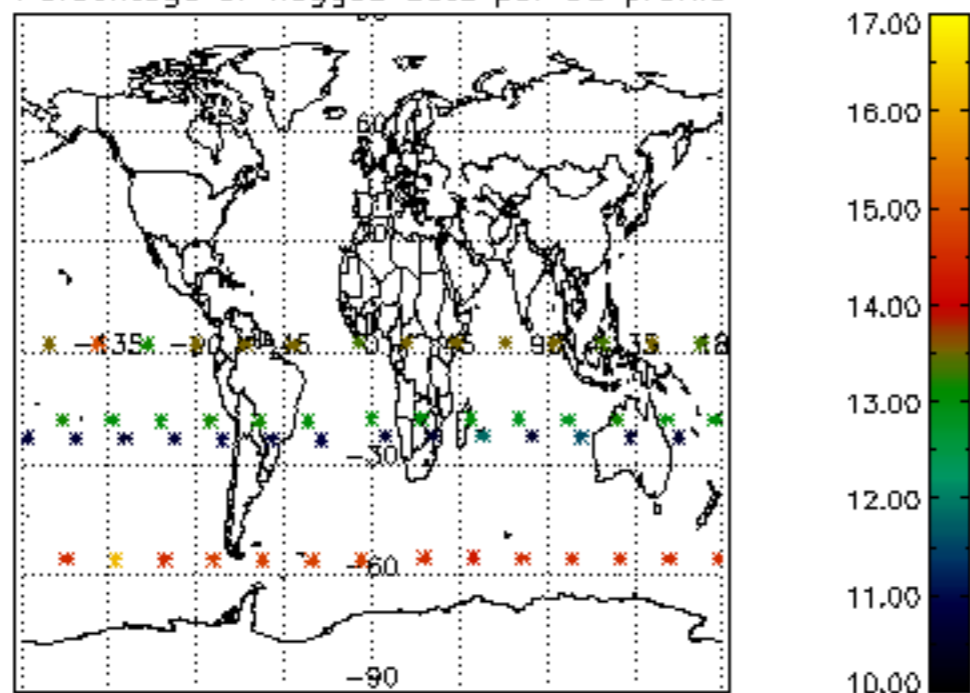
## 6. Auxiliary Data Files used for the production reported in section 2

The number reported in the third column indicates since which file (see list in section 2) the corresponding auxiliary file has been used. The fourth column is the date of those product files.

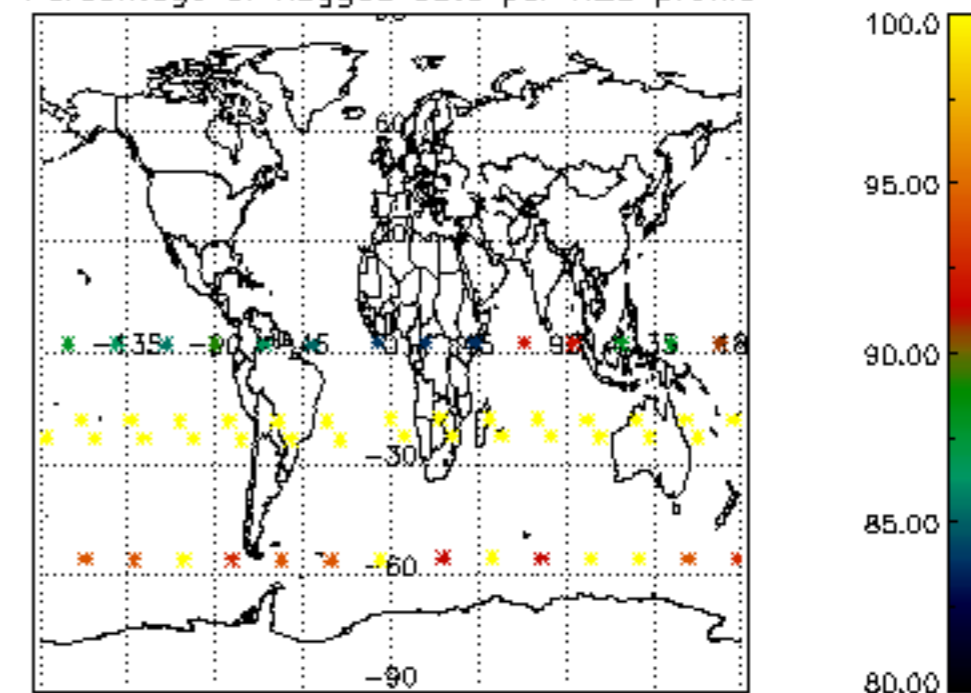
Type	Auxiliary Filename	Used since product	Used since product date
INST_PHYS_CHARACTERISTICS	GOM_INS_AXVIEC20091111_143220_20030716_120000_20500101_000000	1	18-OCT-2009 00:00:33
LEVEL-2_PROC_CONFIG	GOM_PR2_AXVIEC20091111_152718_20020301_000000_20500101_000000	1	18-OCT-2009 00:00:33
CROSS_SECTIONS_FILE	GOM_CRS_AXVIEC20091111_154832_20020301_000000_20500101_000000	1	18-OCT-2009 00:00:33



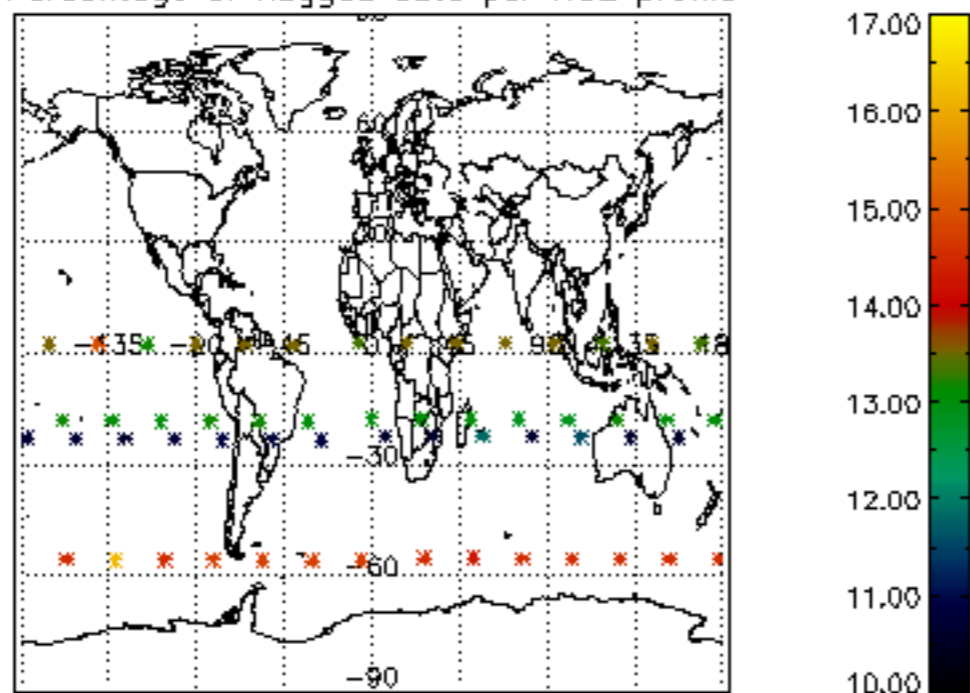
Percentage of flagged data per D3 profile



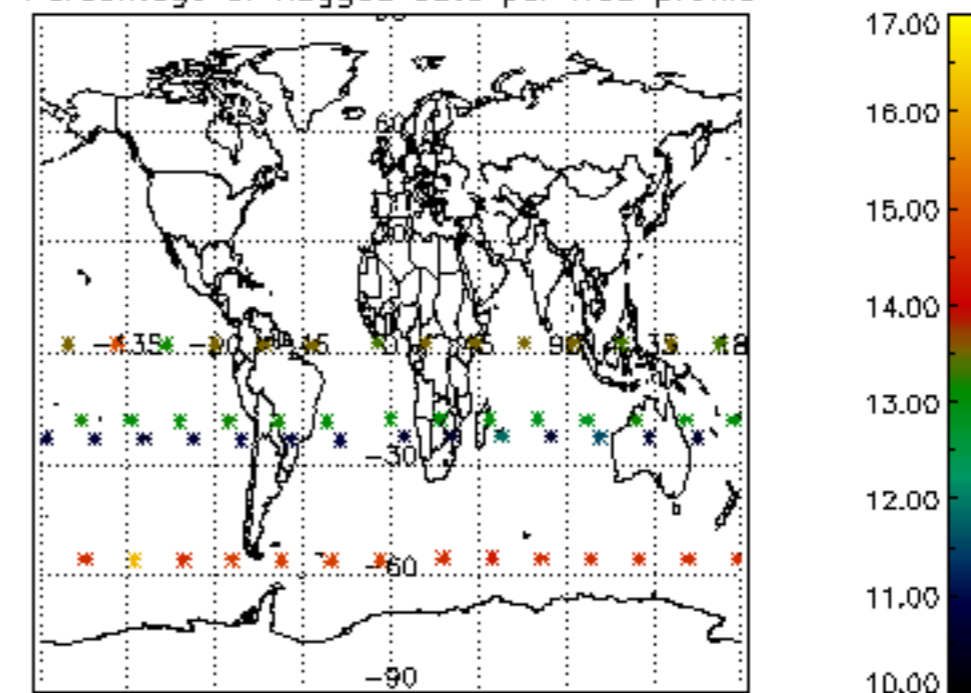
Percentage of flagged data per H2O profile

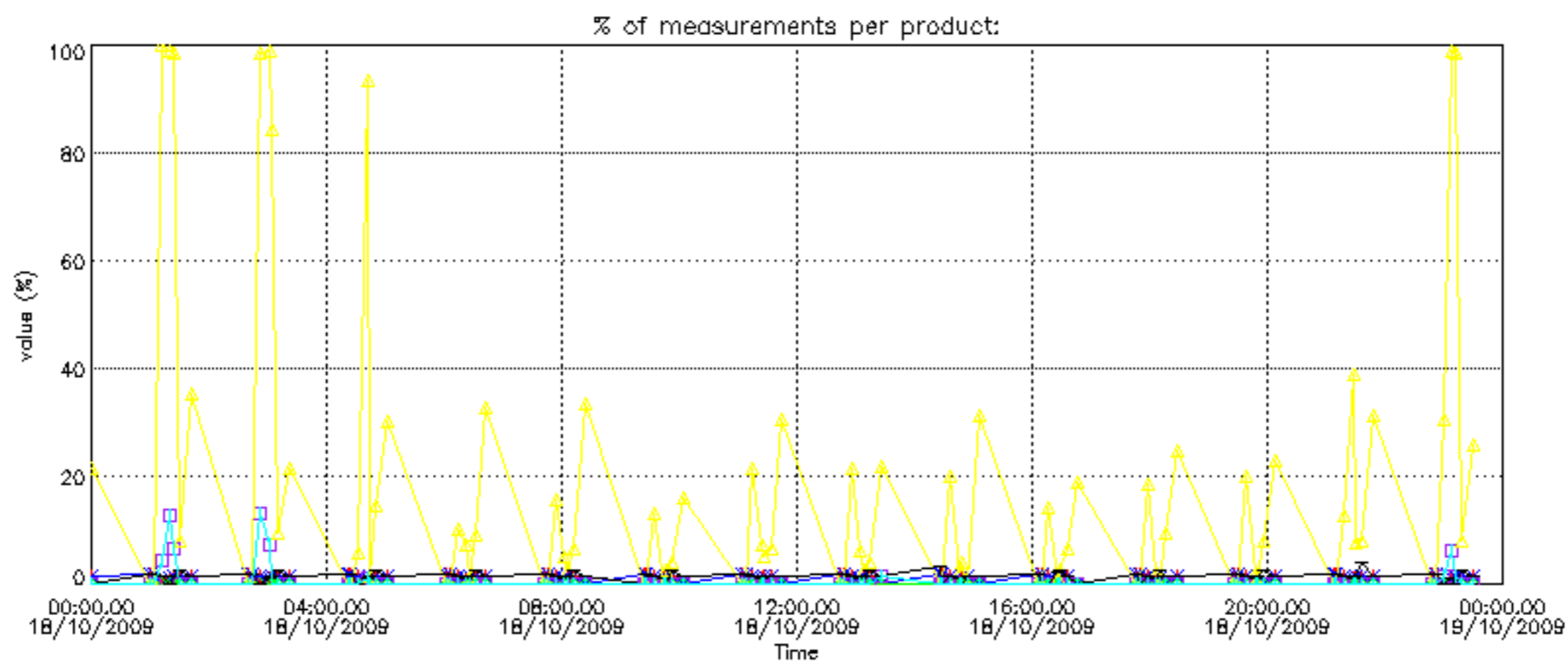
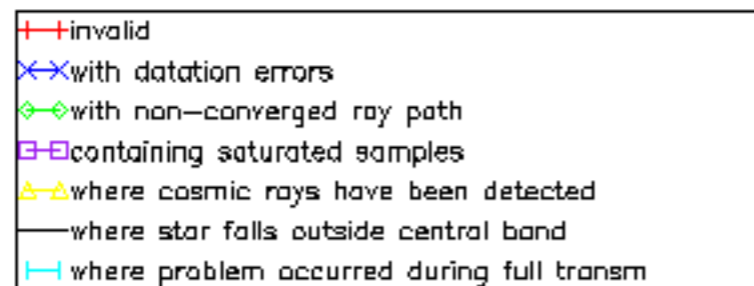


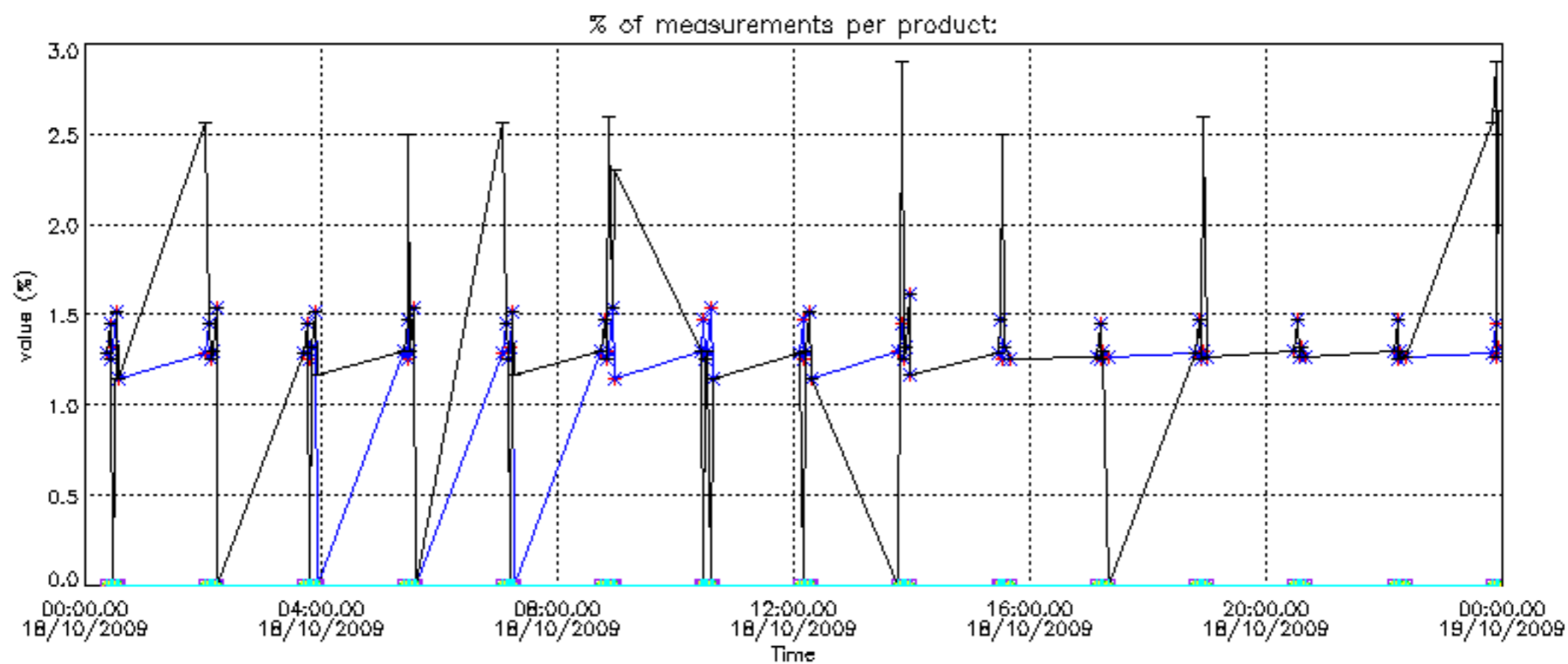
Percentage of flagged data per NO2 profile



Percentage of flagged data per NO3 profile

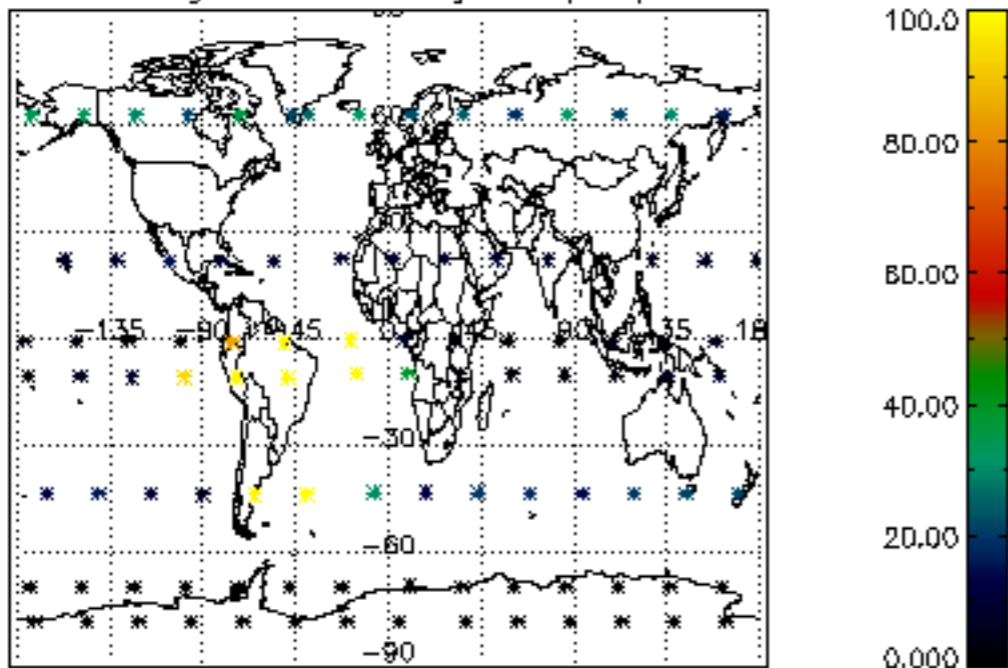




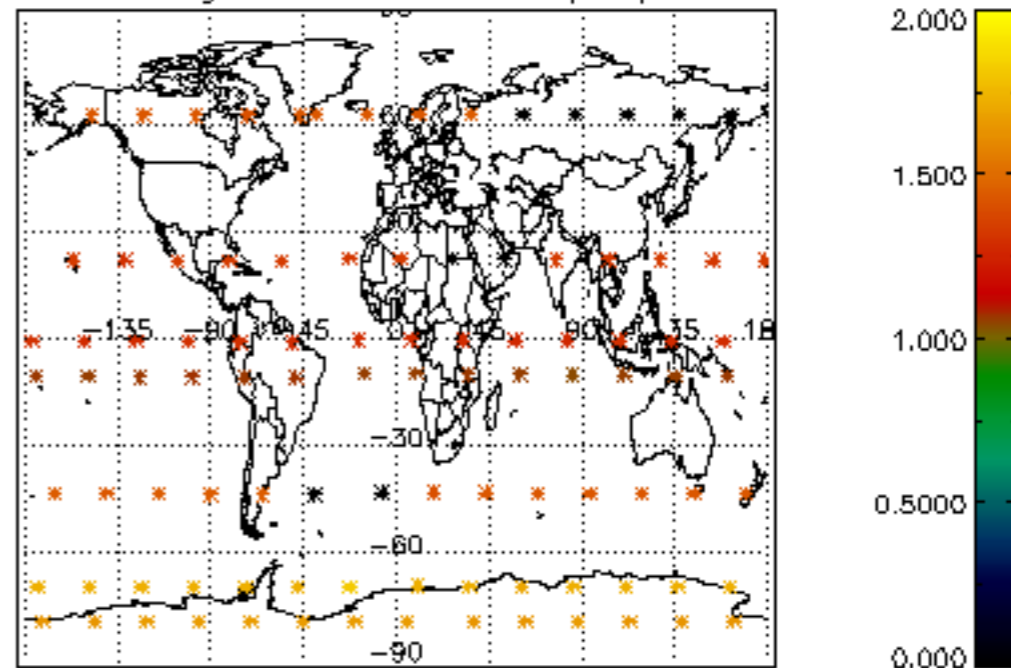




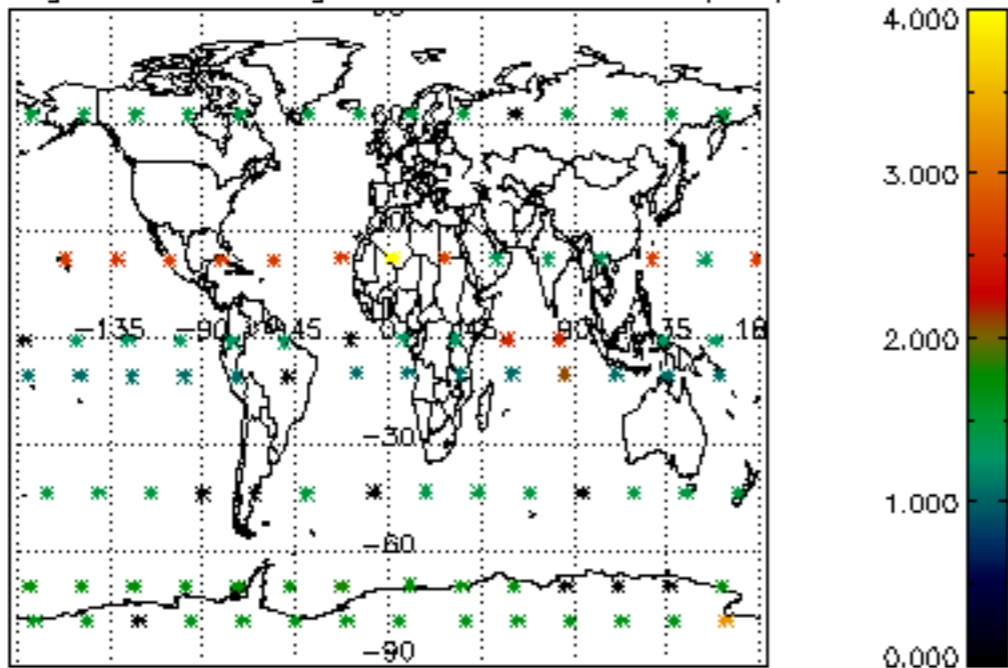
Percentage of cosmic ray hits per profile



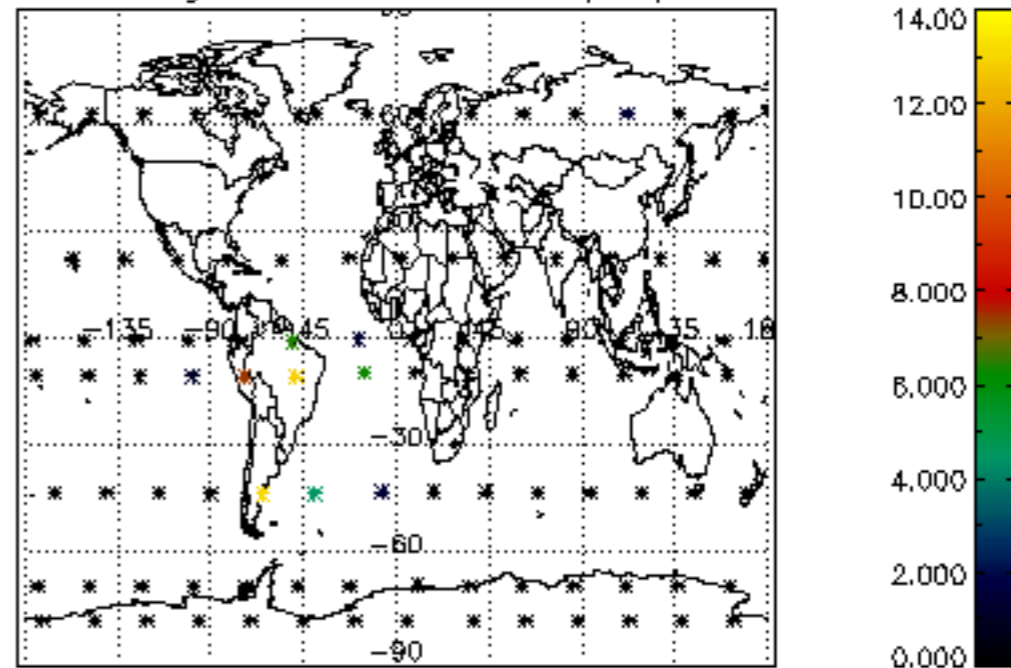
Percentage of datation errors per profile



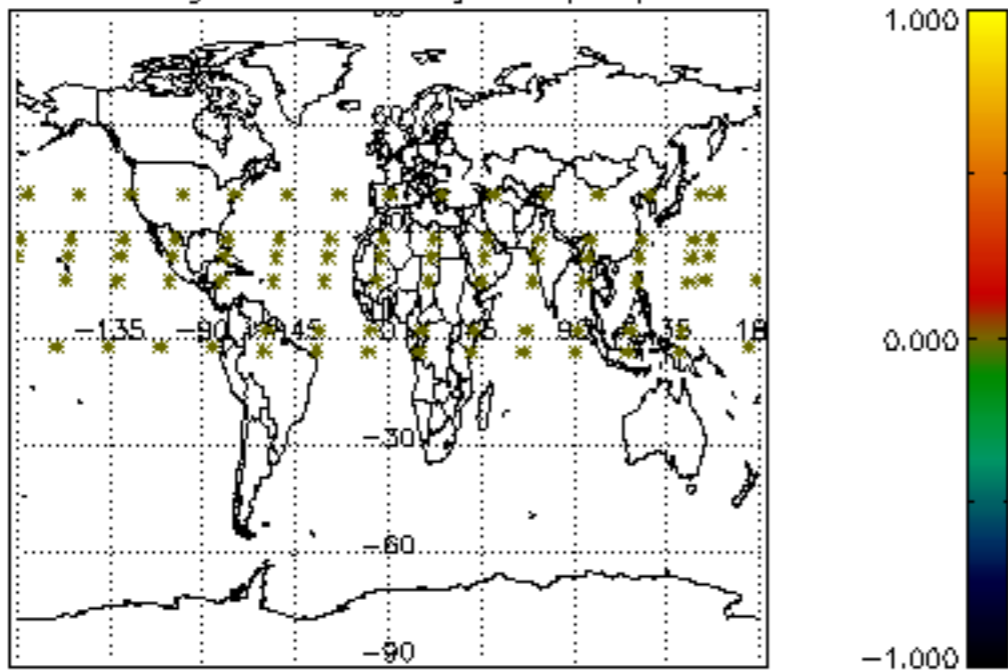
Percentage of star falling outside central band per profile



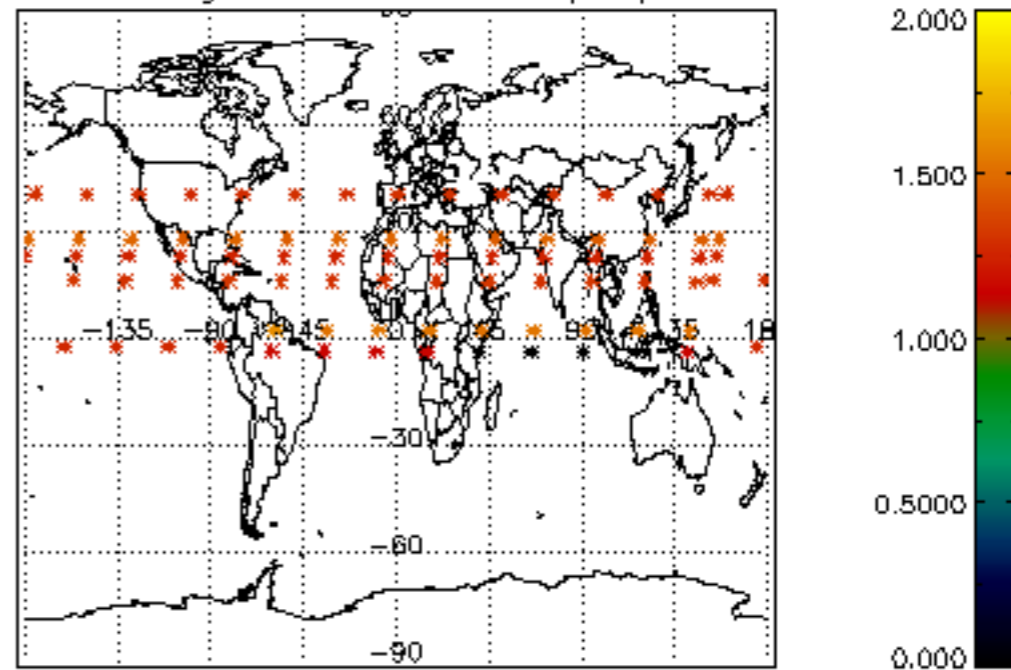
Percentage of saturation errors per profile



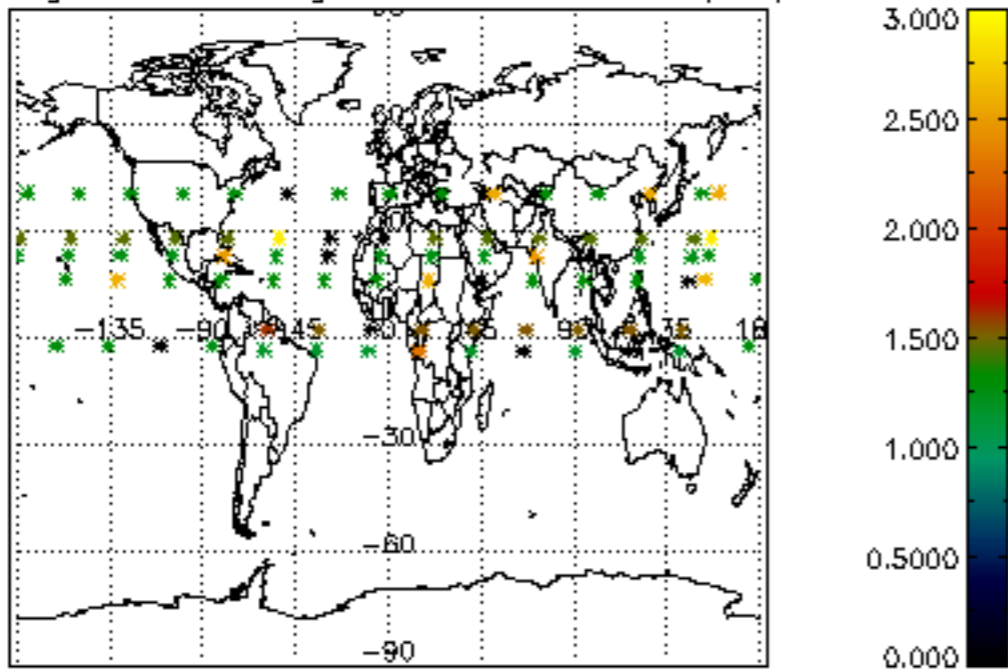
Percentage of cosmic ray hits per profile



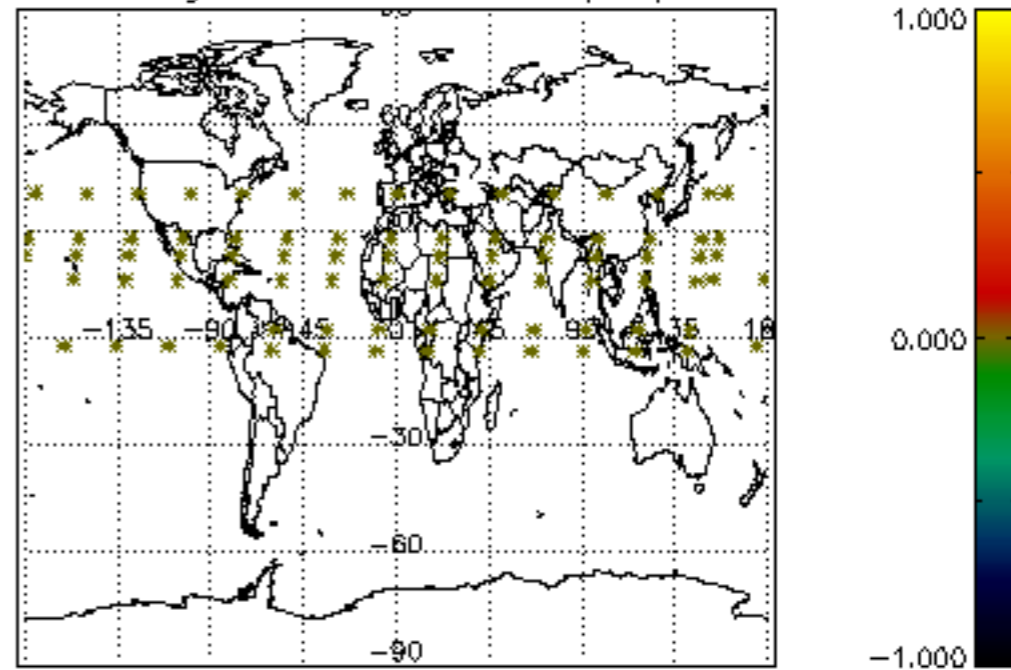
Percentage of datation errors per profile

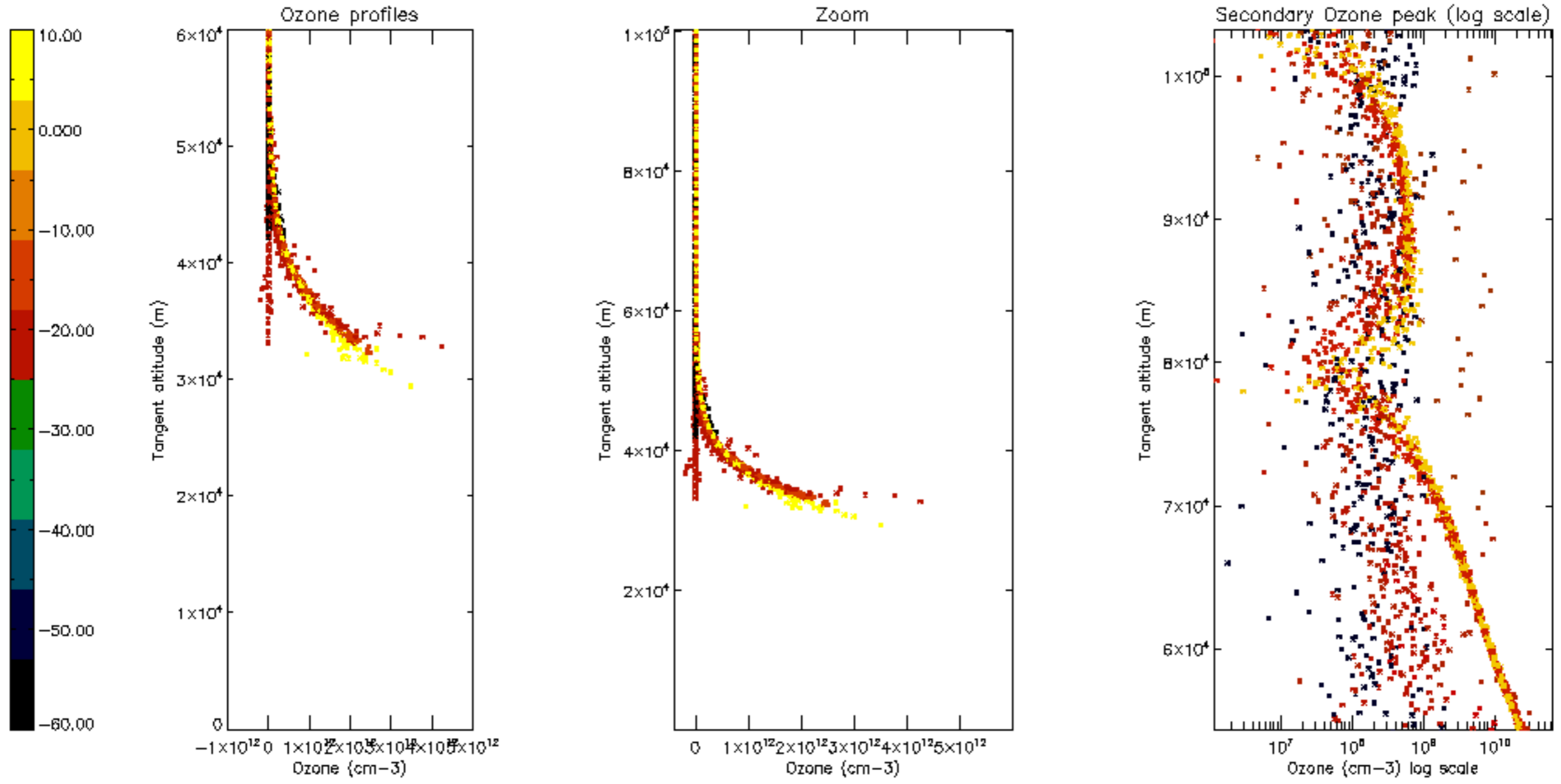


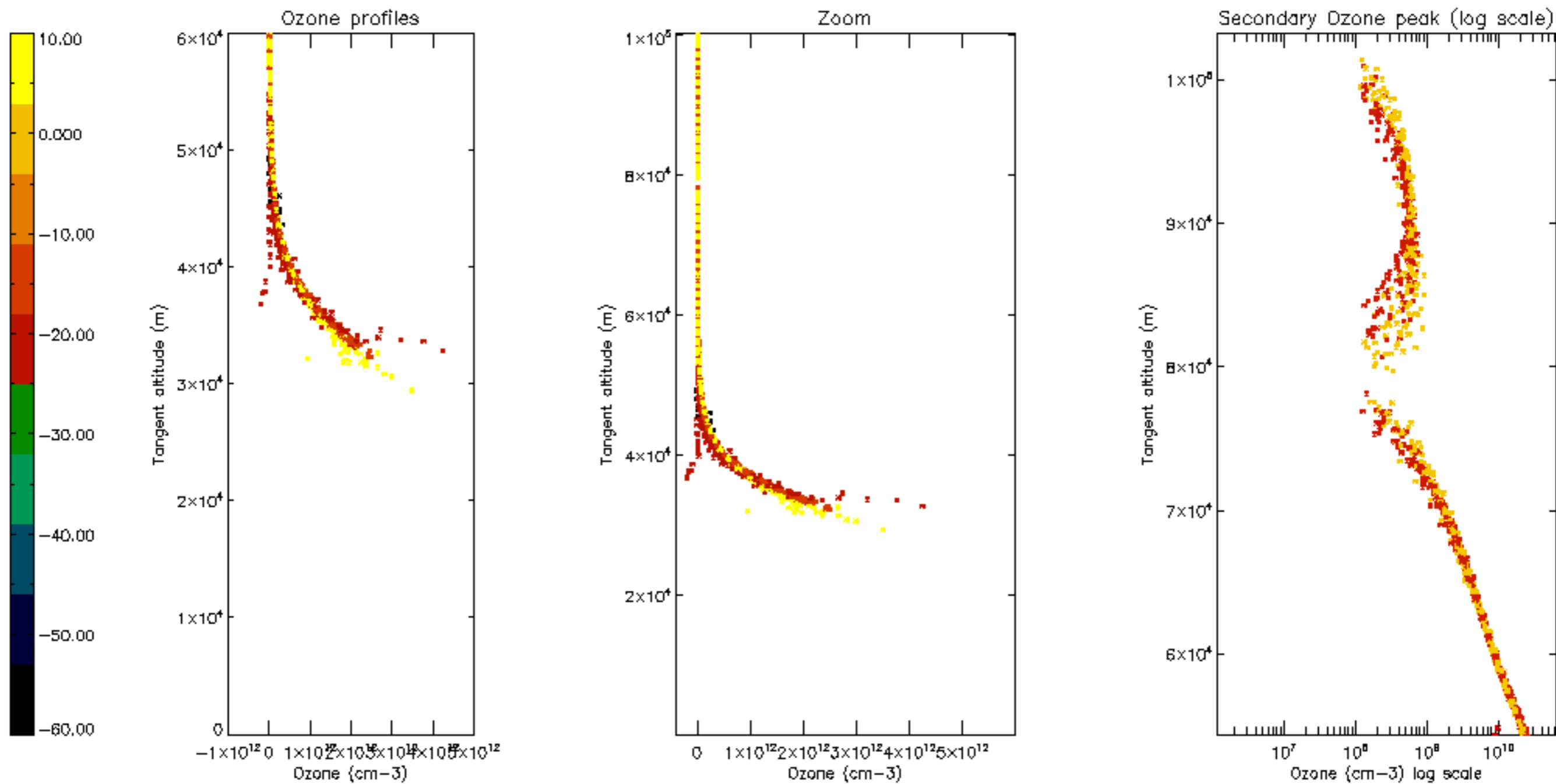
Percentage of star falling outside central band per profile

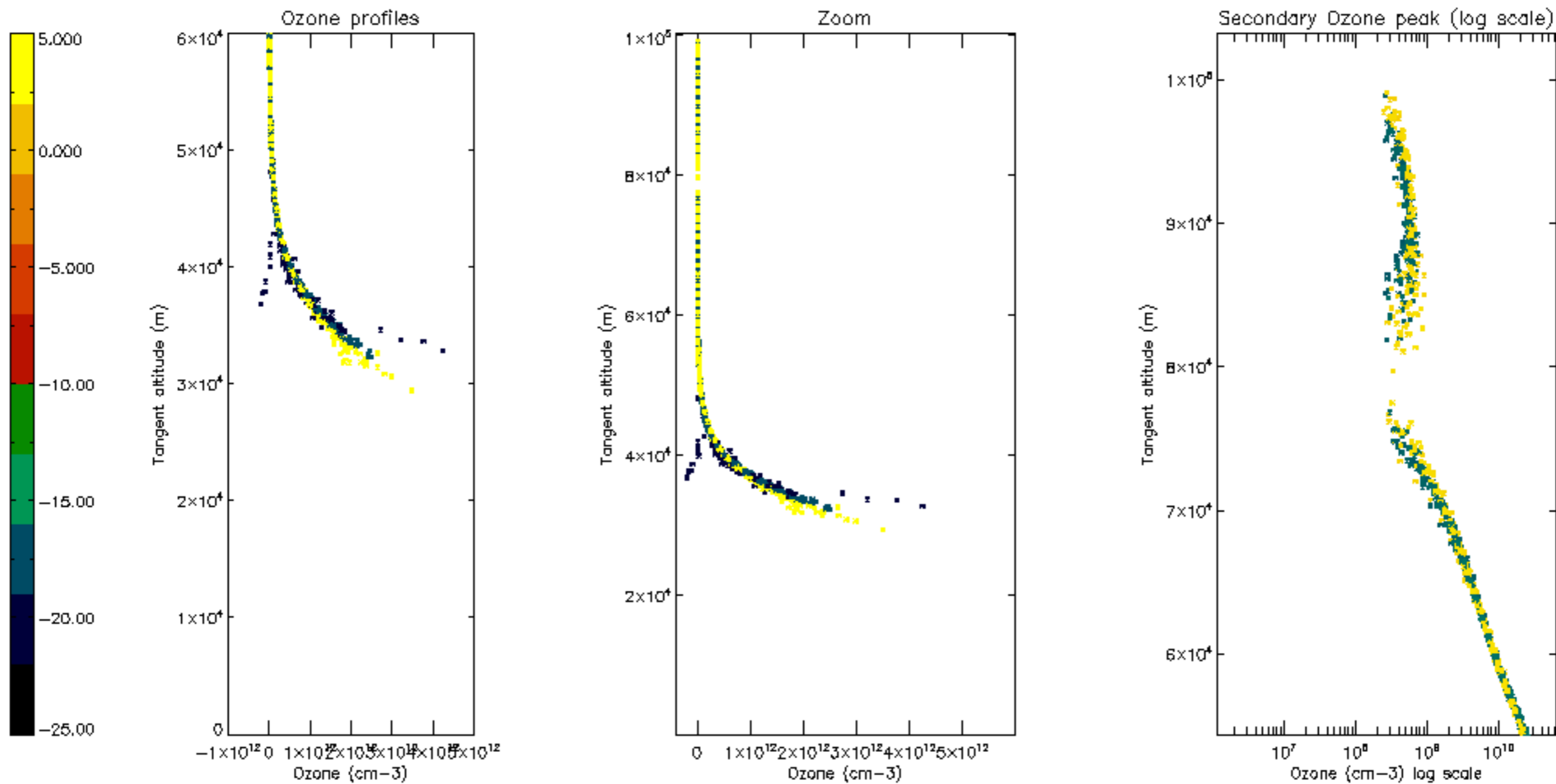


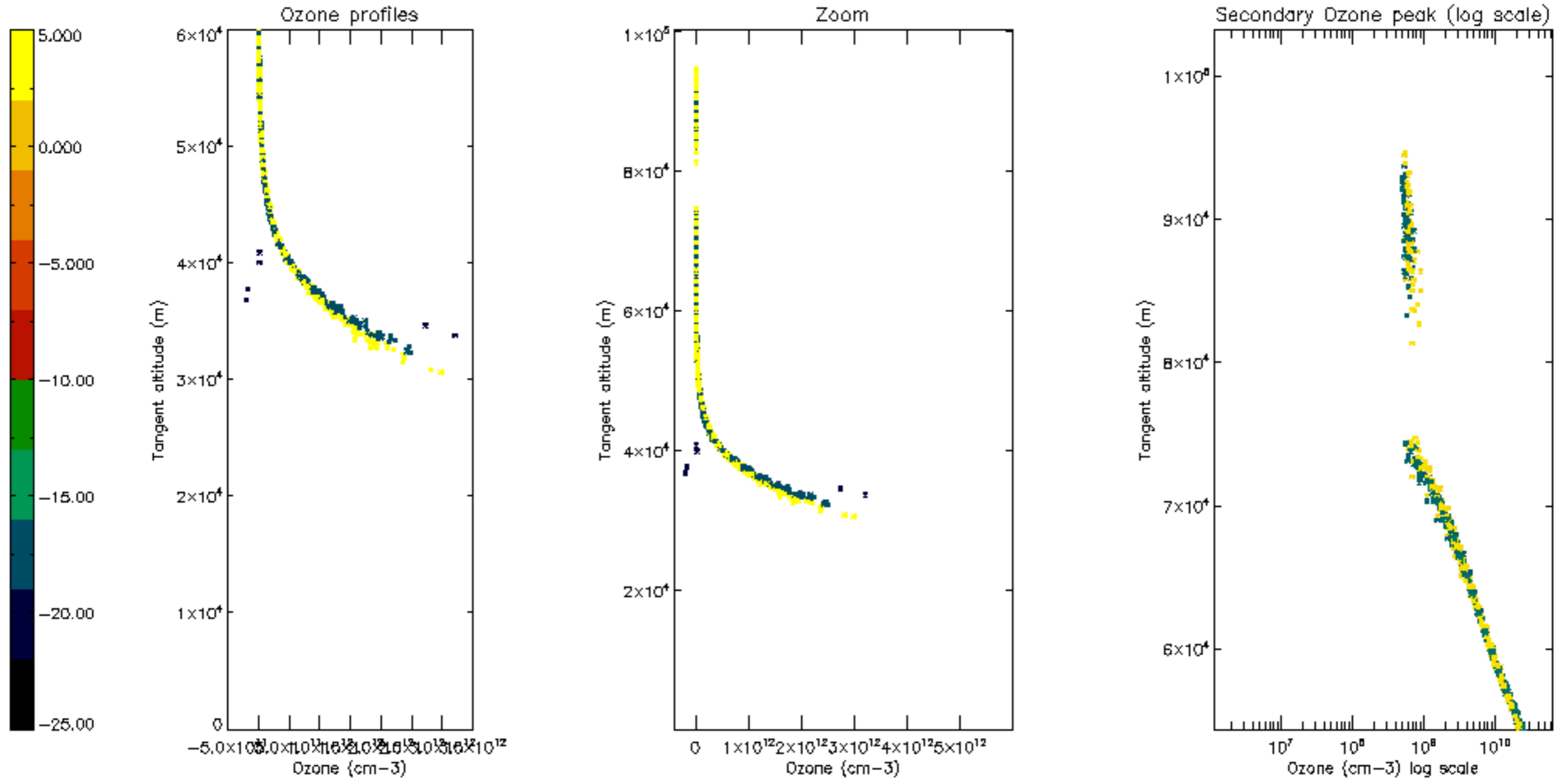
Percentage of saturation errors per profile

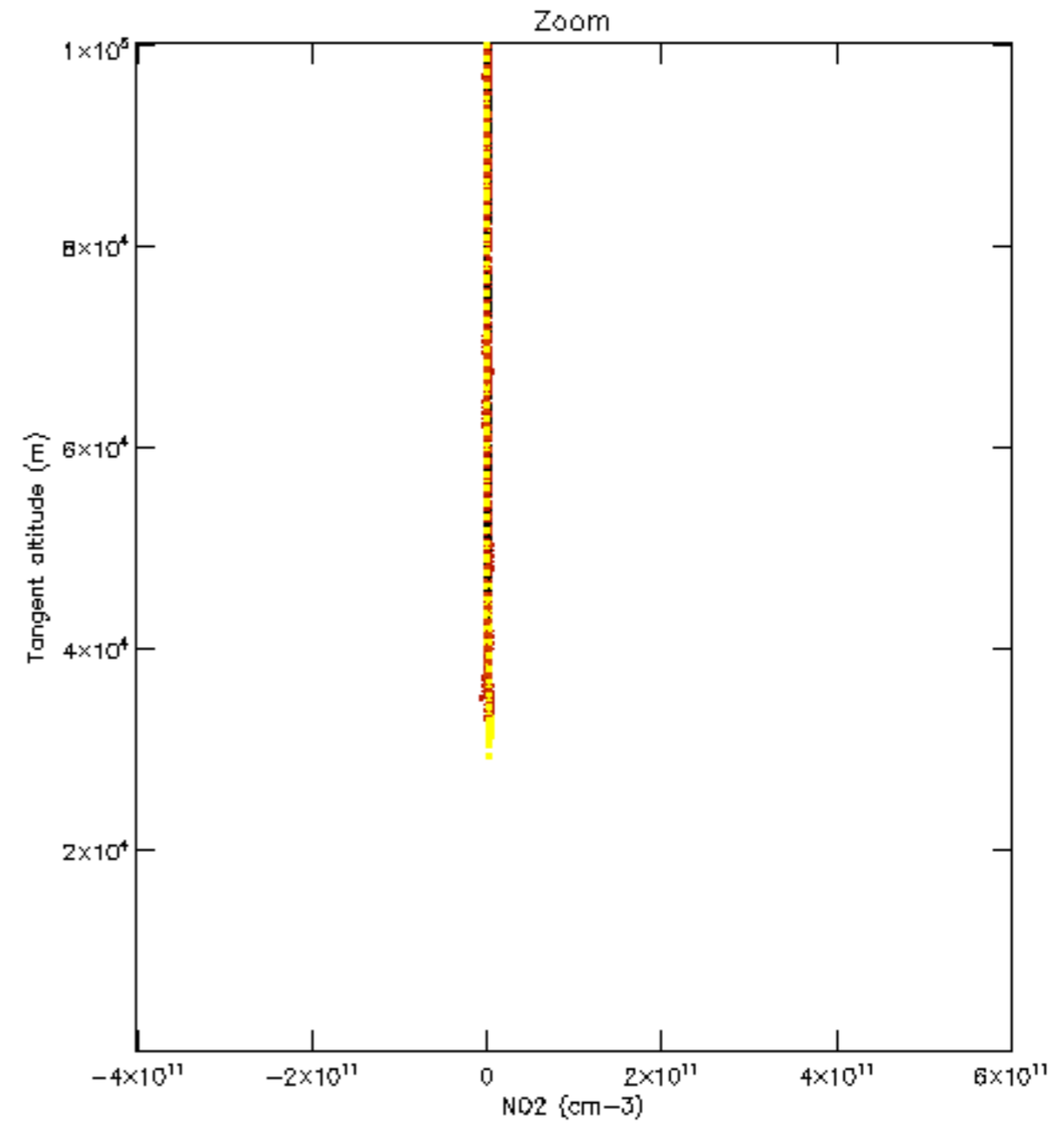
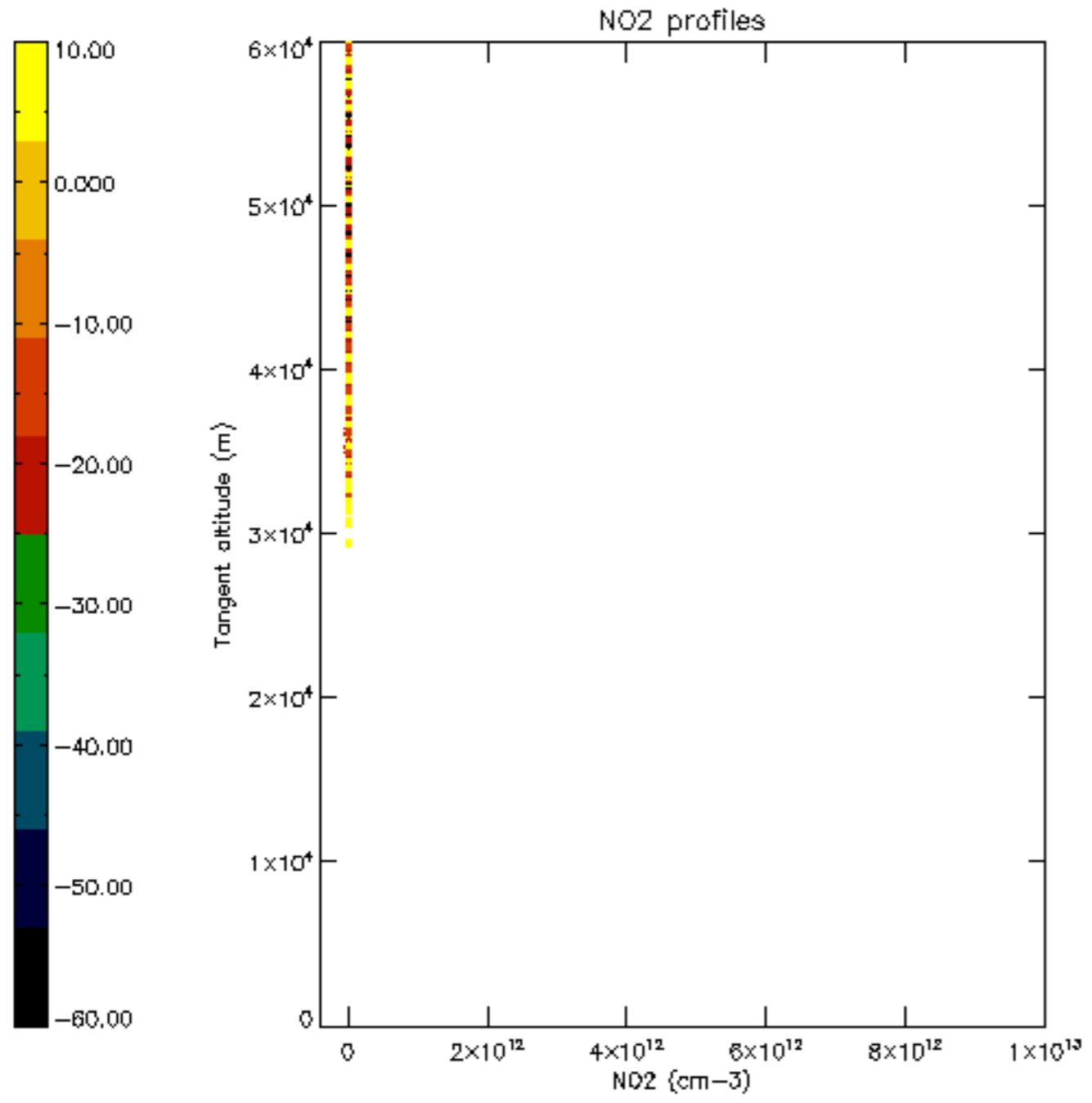


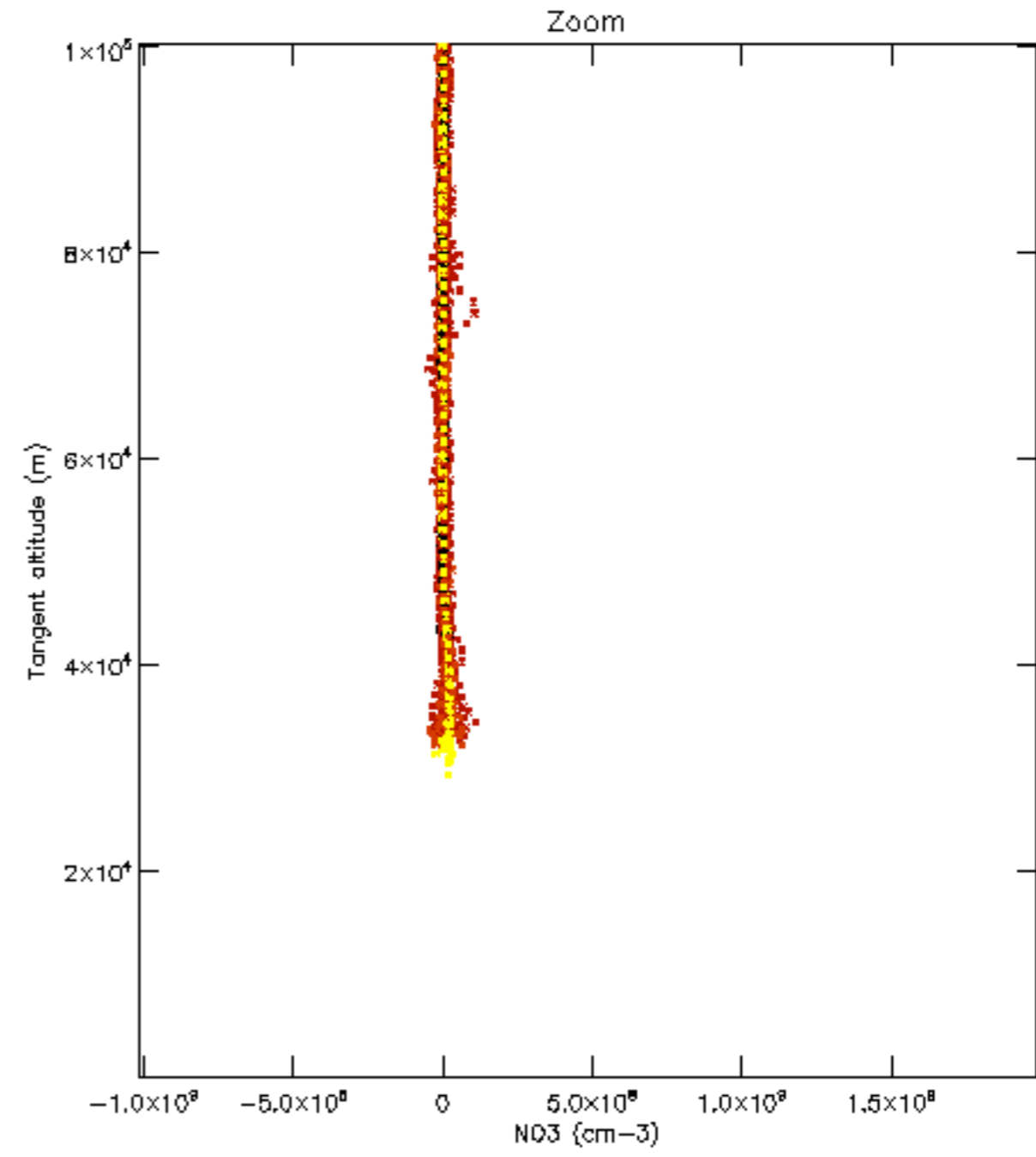
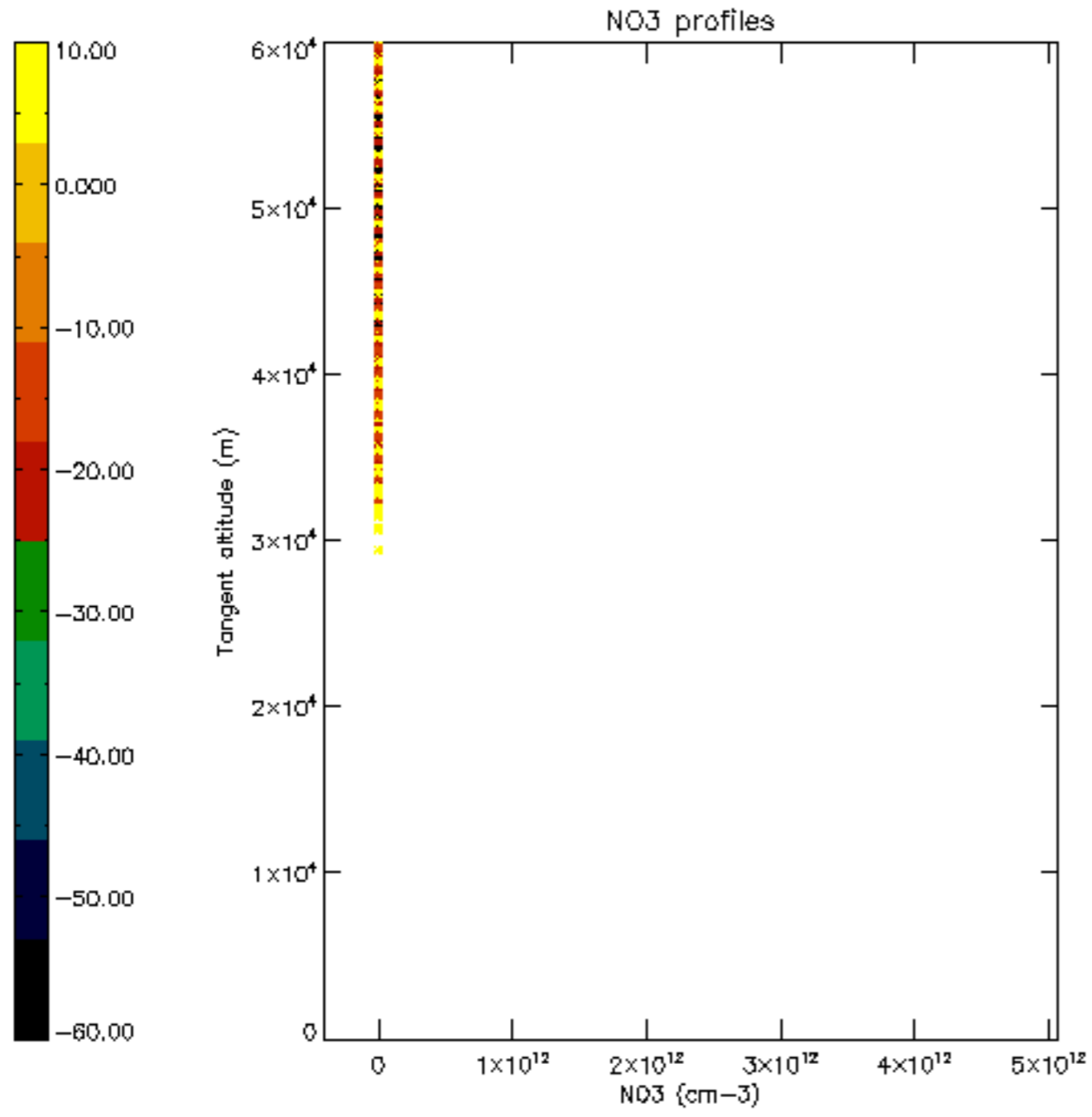




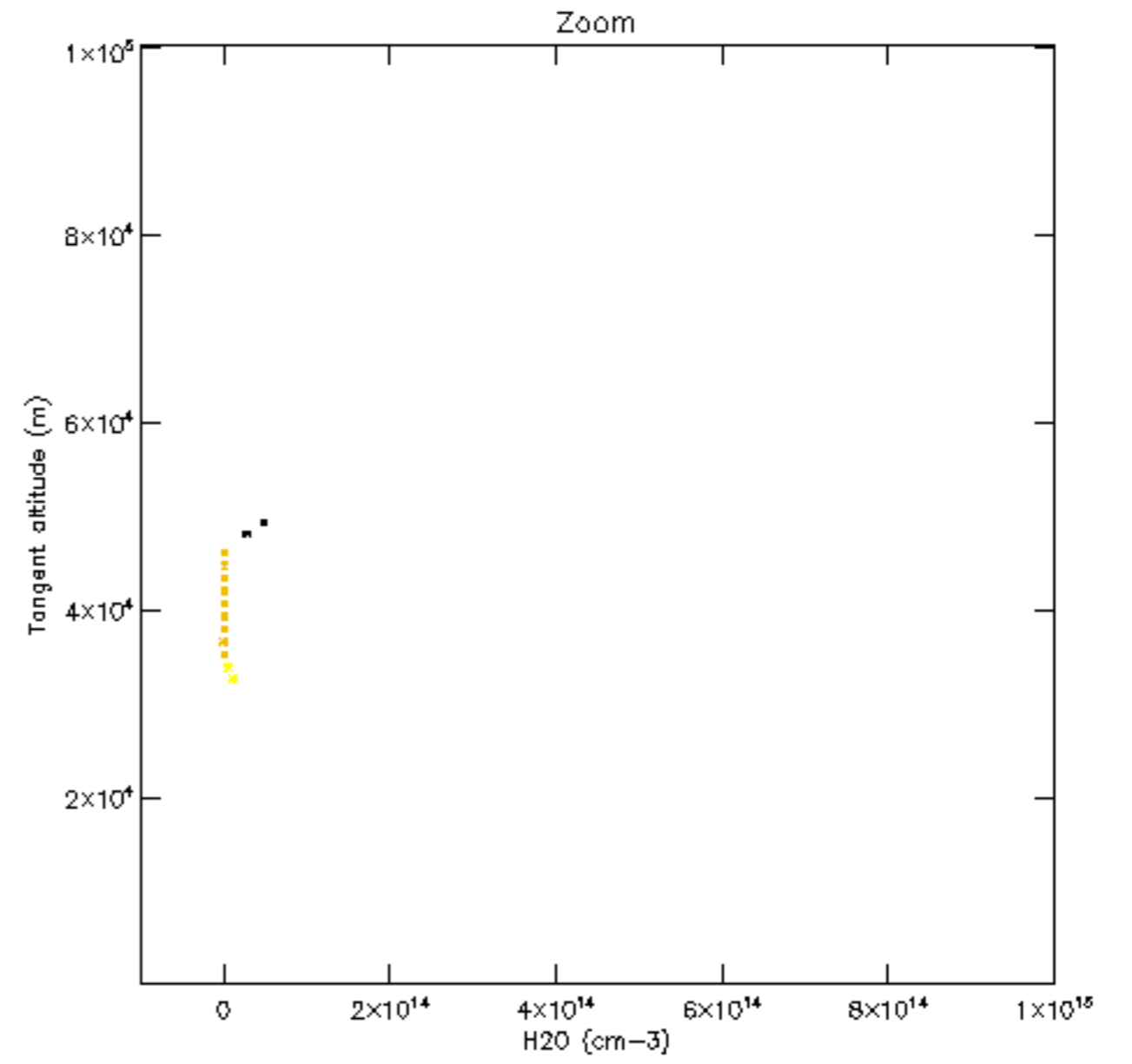
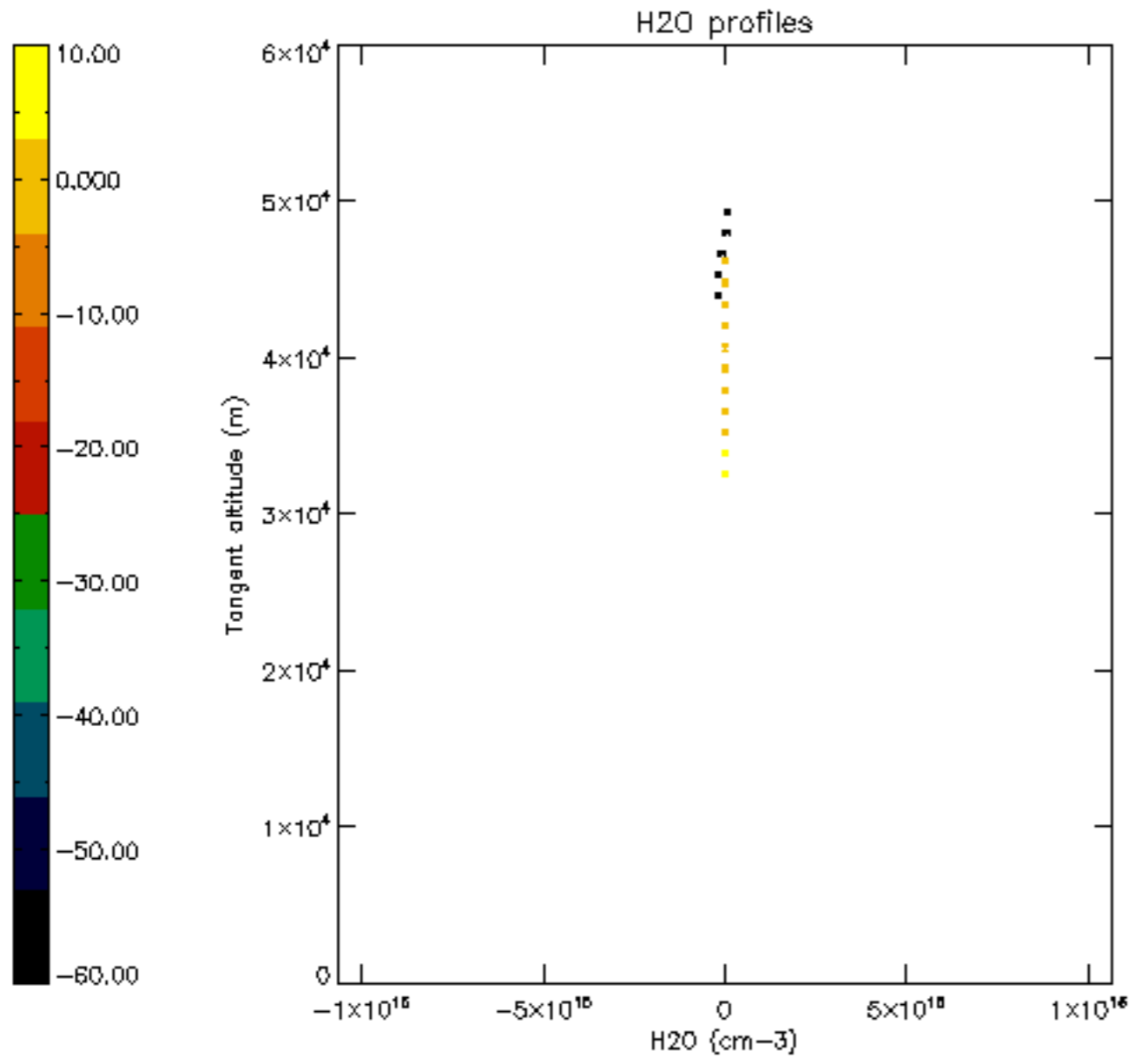


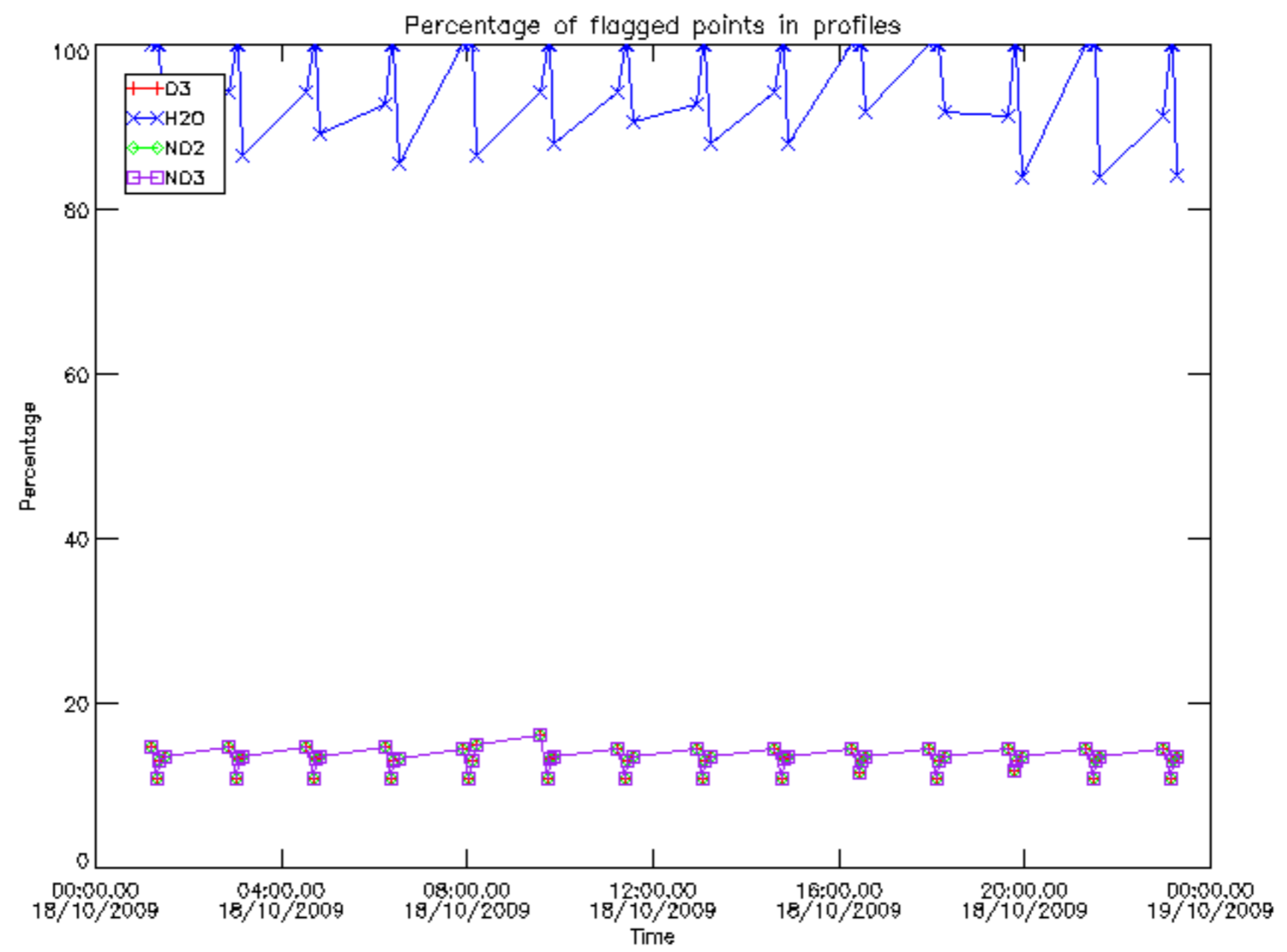




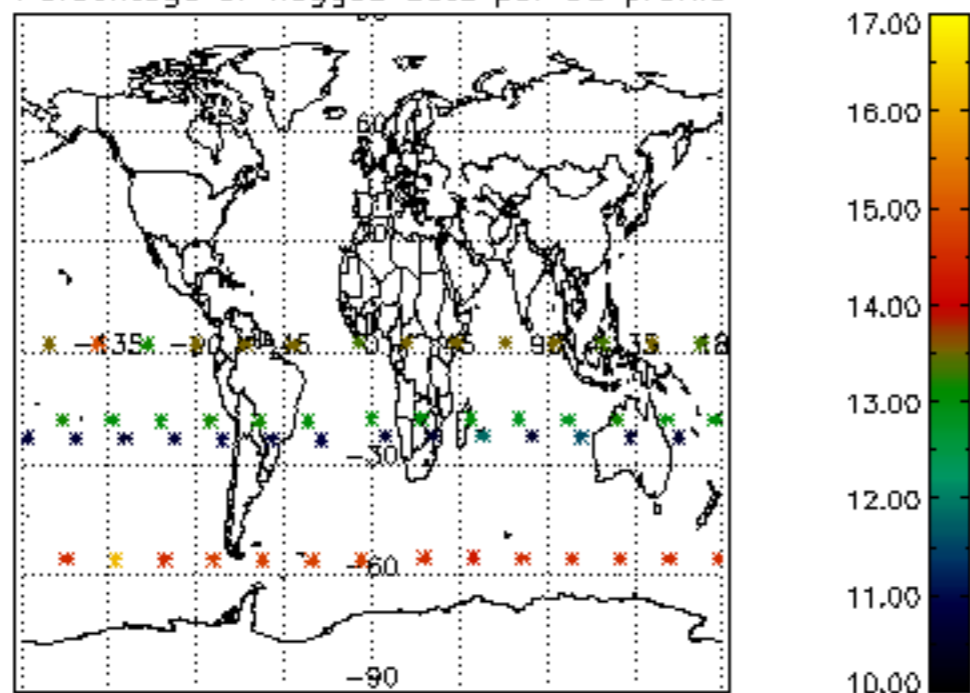




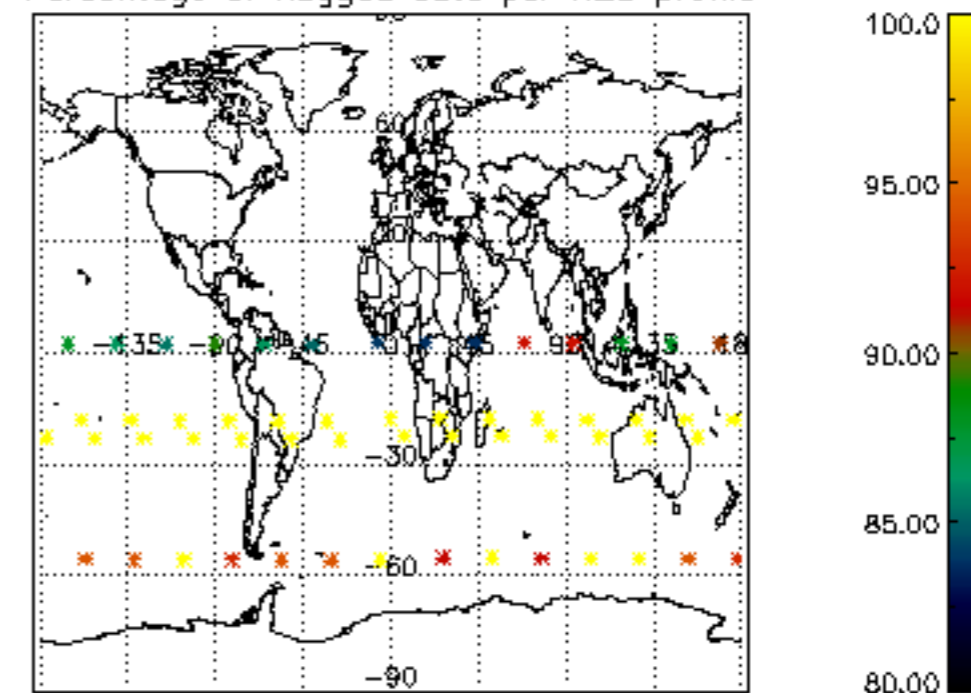




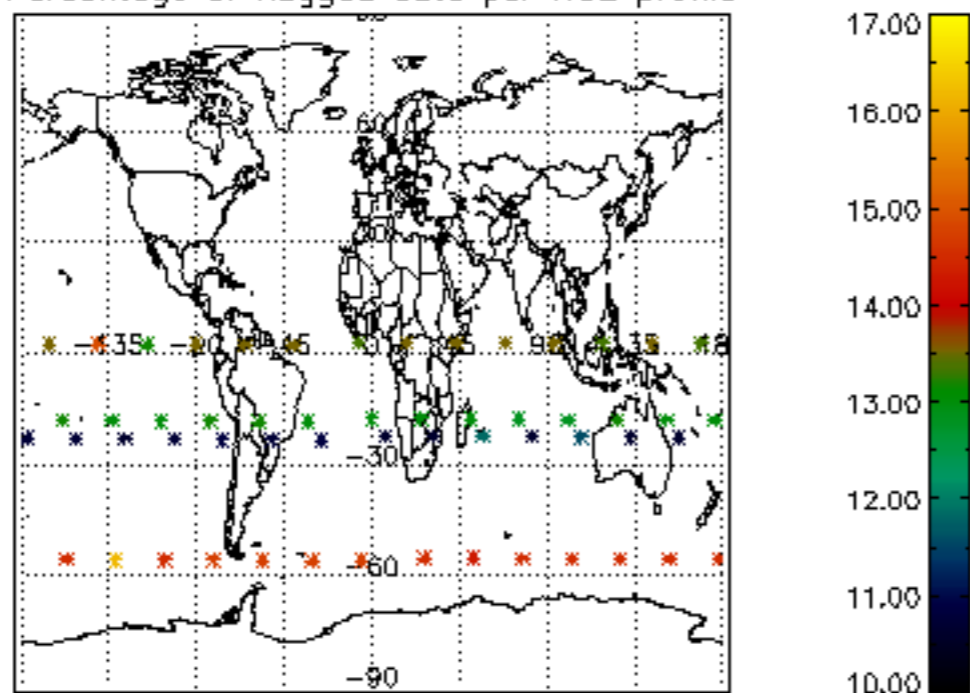
Percentage of flagged data per D3 profile



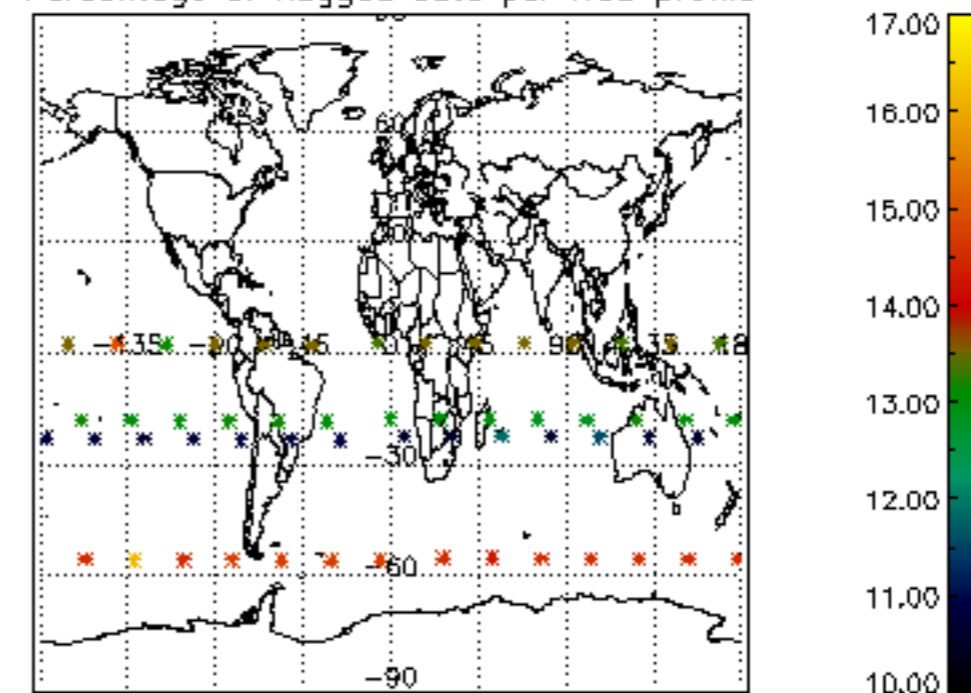
Percentage of flagged data per H2O profile

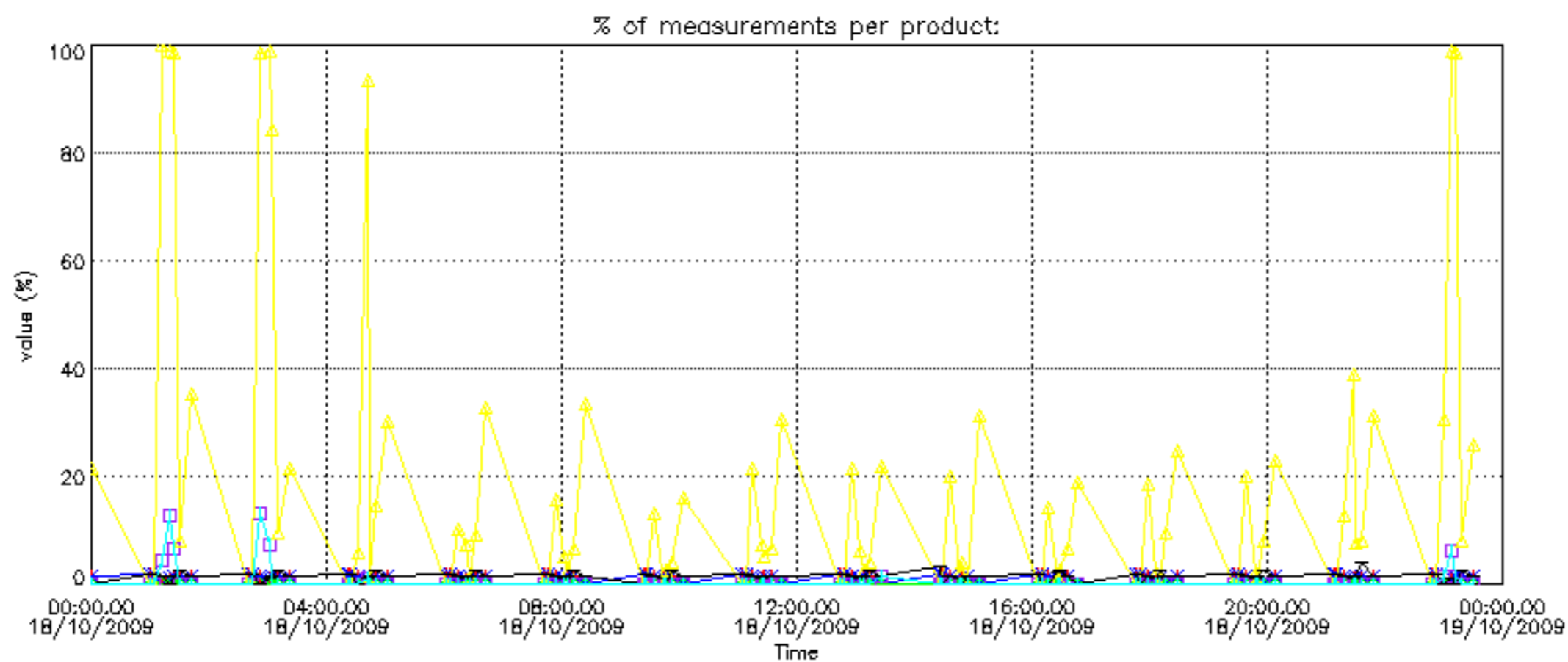
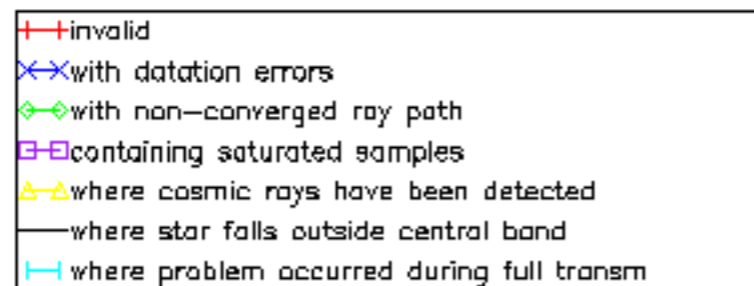


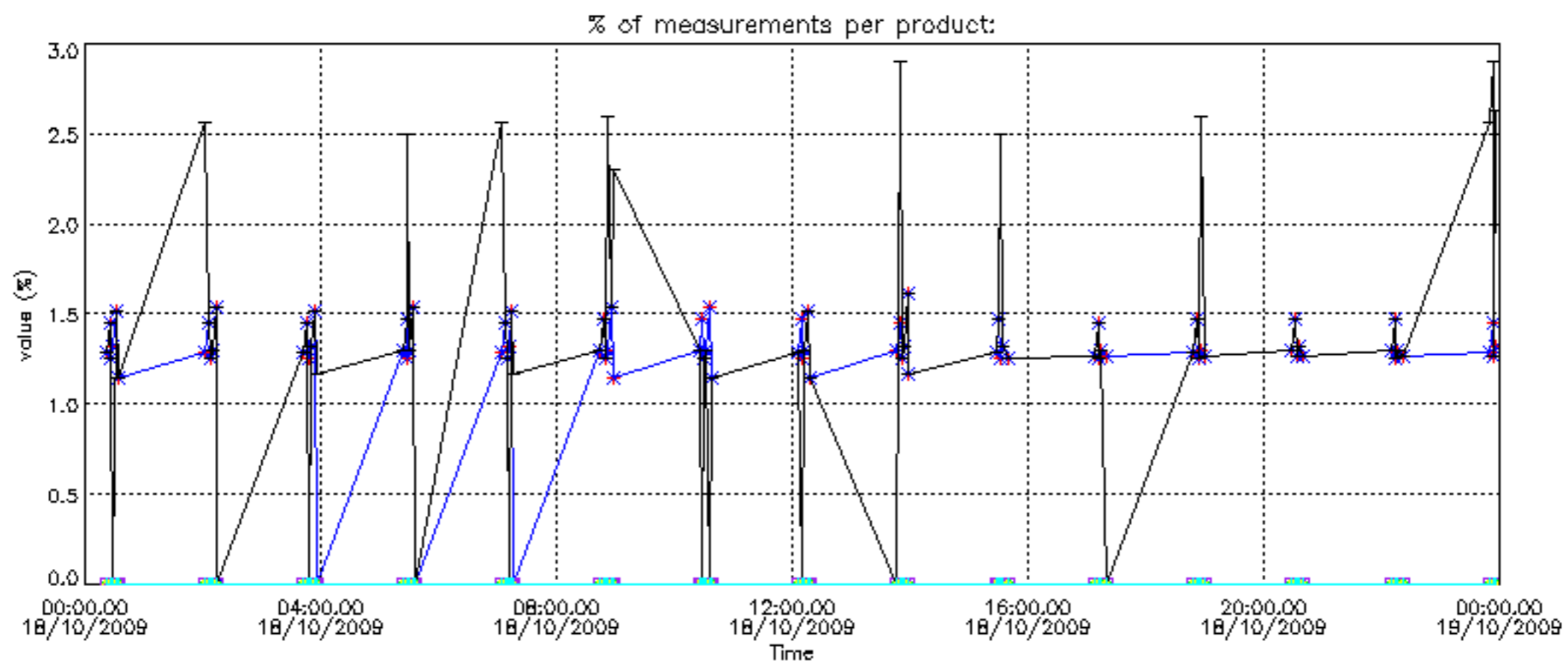
Percentage of flagged data per NO2 profile



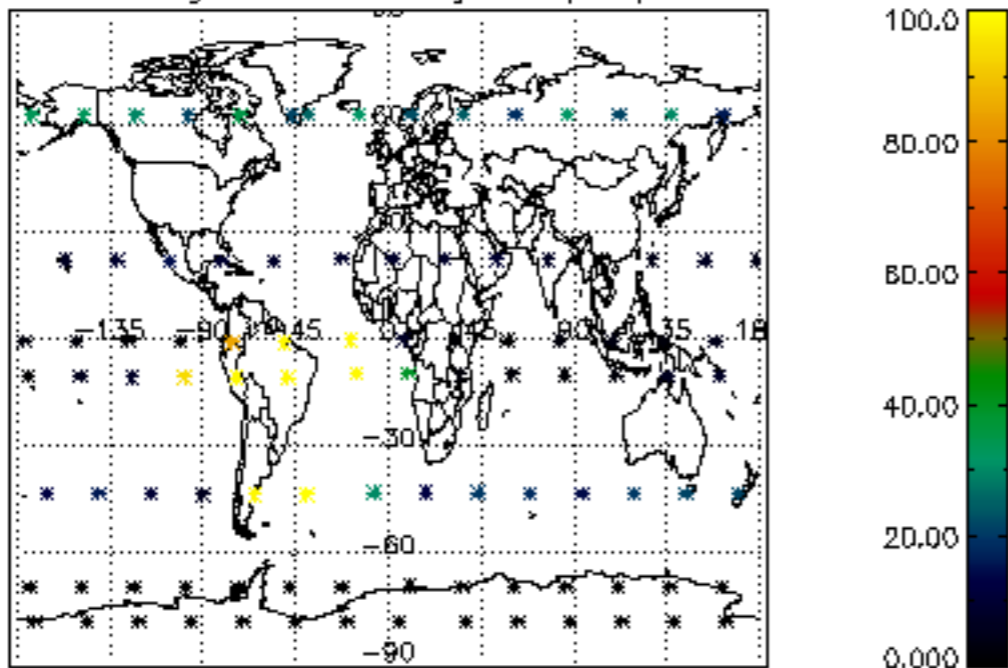
Percentage of flagged data per NO3 profile



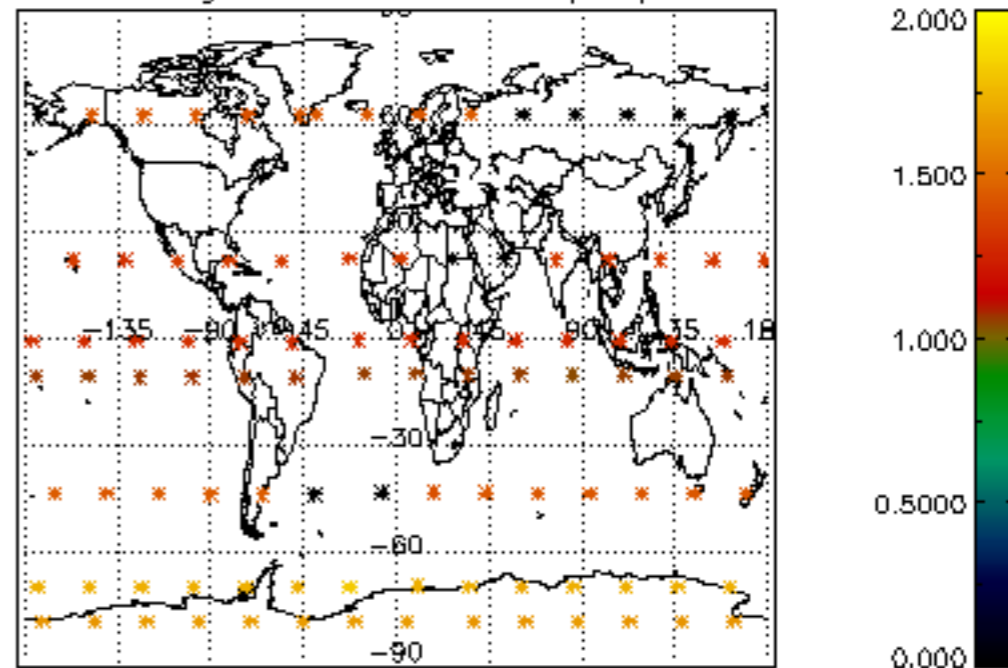




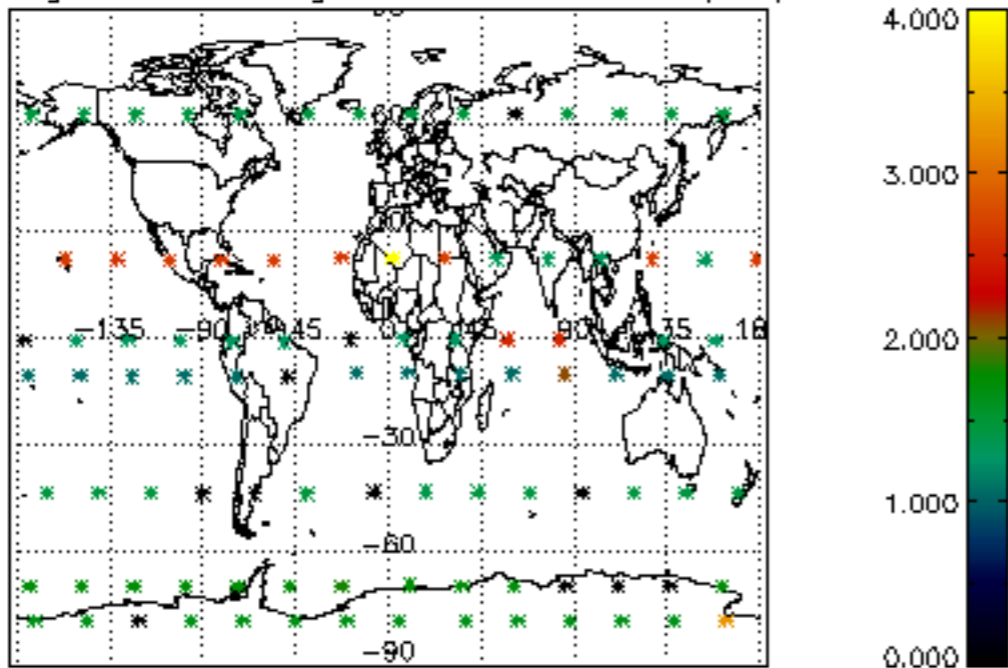
Percentage of cosmic ray hits per profile



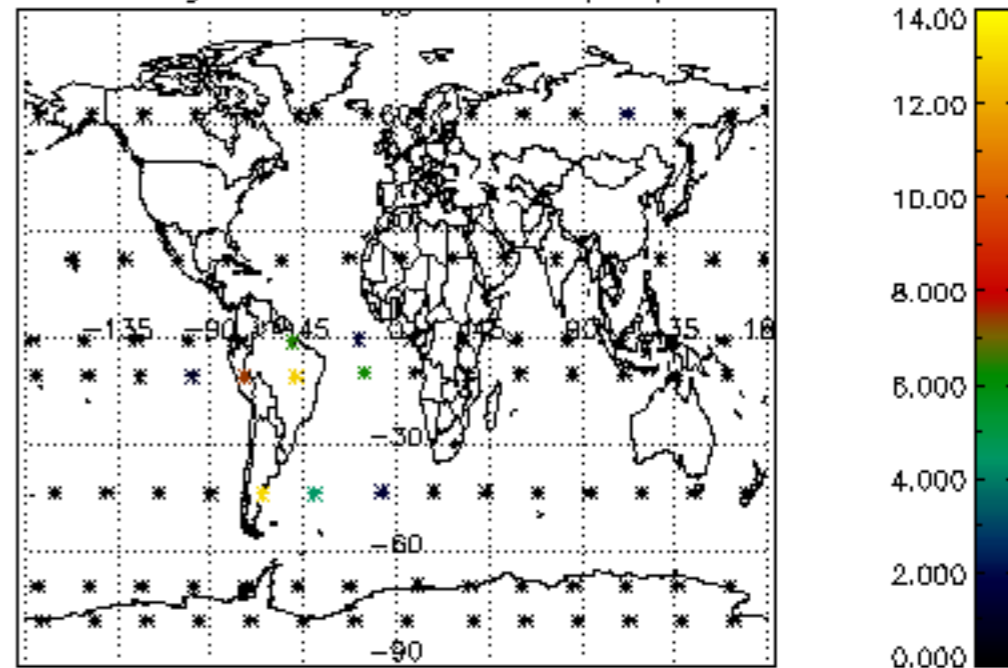
Percentage of datation errors per profile



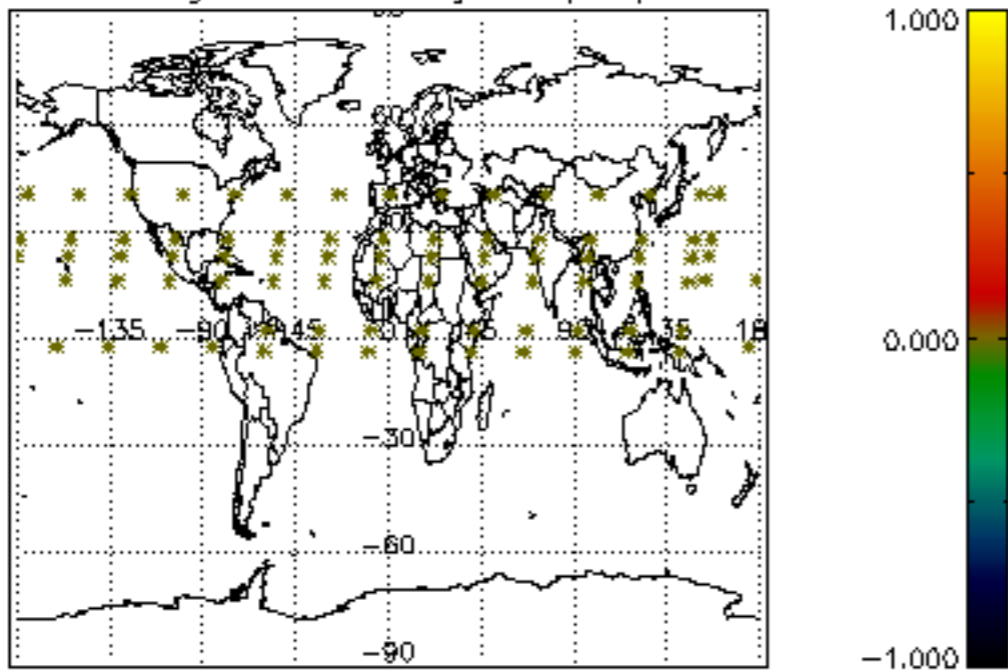
Percentage of star falling outside central band per profile



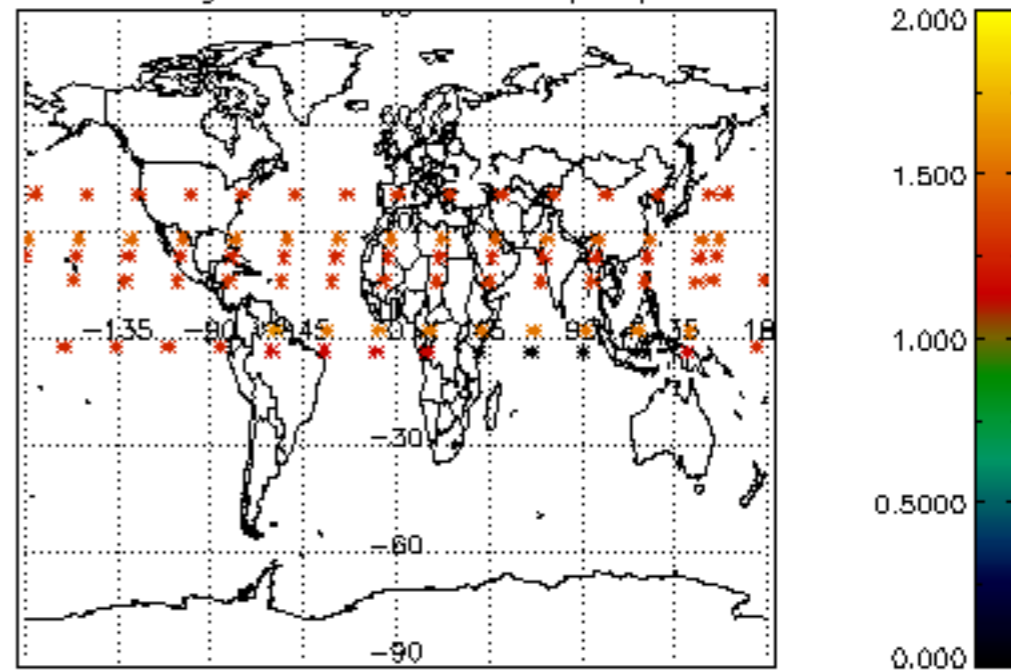
Percentage of saturation errors per profile



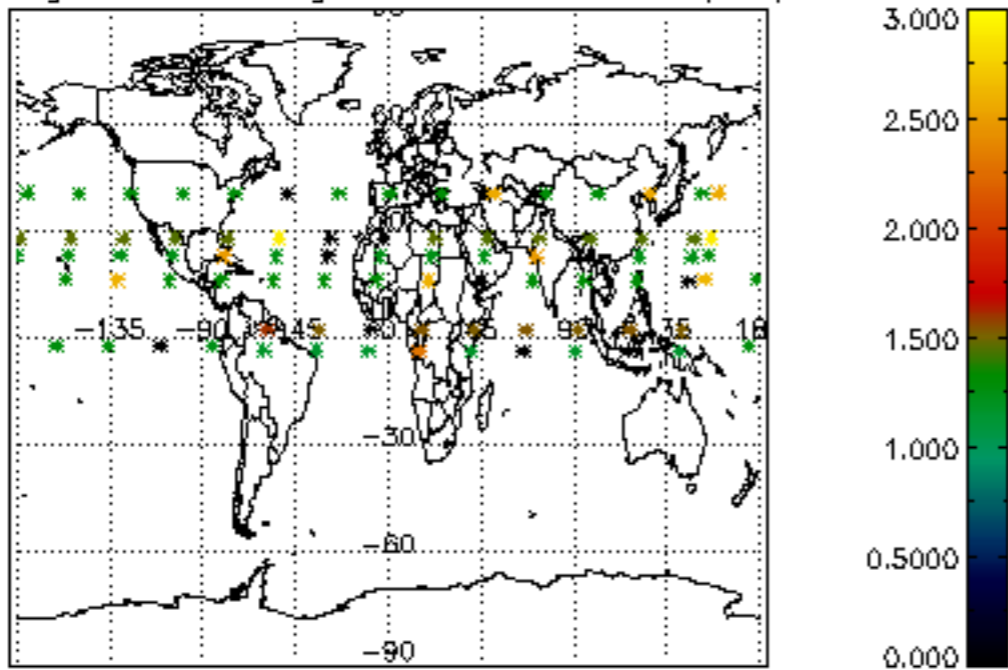
Percentage of cosmic ray hits per profile



Percentage of datation errors per profile



Percentage of star falling outside central band per profile



Percentage of saturation errors per profile

