

GOMOS Level 2 Daily Report

SUMMARY

[1. General Info](#)

[2. Summary of processed GOM_NL_2P products](#)

[3. Level 2 Quality information per product](#)

[3.1 Plot of level 2 quality information per product \(time dependant\)](#)

[3.2 Plot of level 2 quality information per product \(world map\)](#)

[4. Level 1 Quality information per product \(stored on level 2 products\)](#)

[4.1 Plot of level 1 quality information per product \(time dependant\)](#)

[4.1.1 Plot of level 1 quality information per product \(time dependant\): ASCENDING](#)

[4.1.2 Plot of level 1 quality information per product \(time dependant\): DESCENDING](#)

[4.2 Plot of level 1 quality information per product \(world map\)](#)

[4.2.1 Plot of level 1 quality information per product \(world map\): ASCENDING](#)

[4.2.2 Plot of level 1 quality information per product \(world map\): DESCENDING](#)

[5. Ozone profiles based on quality statistics and other trace gas profiles](#)

[5.1 Ozone statistics based on quality of products](#)

[5.2 Plot ozone profiles for all STD \(dark without errors\)](#)

[5.3 Plot ozone profiles where STD < 20% \(dark without errors\)](#)

[5.4. Plot ozone profiles where STD < 10% \(dark without errors\)](#)

[5.5. Plot ozone profiles where STD < 5% \(dark without errors\)](#)

[5.6 Plot NO2 profiles for all STD \(dark without errors\)](#)

[5.7 Plot NO3 profiles for all STD \(dark without errors\)](#)

[5.8 Plot H2O profiles \(only for occultations of stars 1,2,3,4,13,14,16,26,63 dark without errors\) for all STD](#)

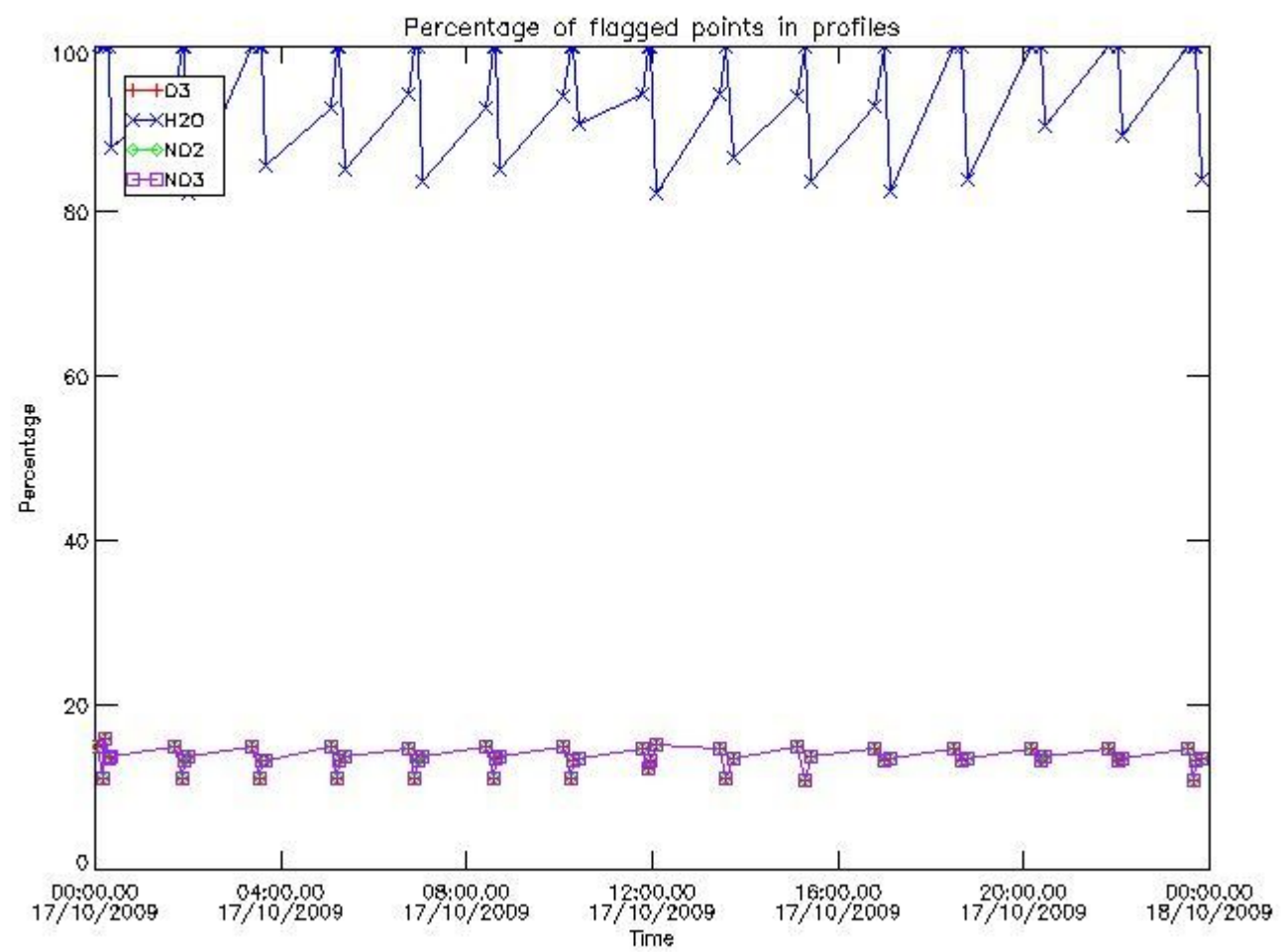
[6. Auxiliary Data Files used for the production reported in section 2](#)

161	GOM_NL__2PRFIN20091017_210728_000000392083_00272_39905_4387.N1	17-OCT-2009 21:07:28	Bright	38.500	73	57Gam1And	2.2600	13100.	77	39905	No
162	GOM_NL__2PRFIN20091017_211120_000000332083_00272_39905_4388.N1	17-OCT-2009 21:11:20	Bright	32.500	110	37Del Cas	2.6780	8900.0	65	39905	No
163	GOM_NL__2PRFIN20091017_211241_000000402083_00272_39905_4389.N1	17-OCT-2009 21:12:41	Bright	40.000	160	23Gam Per	2.9300	4700.0	80	39905	No
164	GOM_NL__2PRFIN20091017_213903_000000302083_00272_39905_4390.N1	17-OCT-2009 21:39:03	Tw_i_and_stray	30.000	166	17Eps Leo	2.9800	6000.0	60	39905	No
165	GOM_NL__2PRFIN20091017_214222_000000292083_00272_39905_4391.N1	17-OCT-2009 21:42:22	Bright	29.000	22	32Alp Leo	1.3600	15200.	58	39905	No
166	GOM_NL__2PRFIN20091017_214957_000000352083_00272_39905_4392.N1	17-OCT-2009 21:49:57	Dark	34.500	48	30Alp Hya	1.9770	4100.0	69	39905	No
167	GOM_NL__2PRFIN20091017_220157_000000392083_00272_39905_4393.N1	17-OCT-2009 22:01:57	Dark	38.500	70	Zet Pup	2.2460	39000.	77	39905	No
168	GOM_NL__2PRFIN20091017_220819_000000382083_00273_39906_4394.N1	17-OCT-2009 22:08:19	Dark	37.500	2	Alp Car	-0.73600	7000.0	75	39906	No
169	GOM_NL__2PRFIN20091017_221957_000000352083_00273_39906_4395.N1	17-OCT-2009 22:19:57	Straylight	35.000	157	The1Eri	2.9060	9300.0	70	39906	No
170	GOM_NL__2PRFIN20091017_224112_000000392083_00273_39906_4396.N1	17-OCT-2009 22:41:12	Bright	39.000	105	6Bet Ari	2.6450	8900.0	78	39906	No
171	GOM_NL__2PRFIN20091017_224442_000000352083_00273_39906_4397.N1	17-OCT-2009 22:44:42	Bright	34.500	53	43Bet And	2.0480	3300.0	69	39906	No
172	GOM_NL__2PRFIN20091017_224609_000000412083_00273_39906_4398.N1	17-OCT-2009 22:46:09	Bright	40.500	173	4Bet Tri	3.0040	8900.0	81	39906	No
173	GOM_NL__2PRFIN20091017_224803_000000392083_00273_39906_4399.N1	17-OCT-2009 22:48:03	Bright	38.500	73	57Gam1And	2.2600	13100.	77	39906	No
174	GOM_NL__2PRFIN20091017_225156_000000332083_00273_39906_4400.N1	17-OCT-2009 22:51:56	Bright	32.500	110	37Del Cas	2.6780	8900.0	65	39906	No
175	GOM_NL__2PRFIN20091017_225336_000000442083_00273_39906_4401.N1	17-OCT-2009 22:53:36	Bright	43.500	35	33Alp Per	1.7950	6250.0	87	39906	No
176	GOM_NL__2PRFIN20091017_231939_000000302083_00273_39906_4402.N1	17-OCT-2009 23:19:39	Tw_i_and_stray	29.500	166	17Eps Leo	2.9800	6000.0	59	39906	No
177	GOM_NL__2PRFIN20091017_232258_000000292083_00273_39906_4403.N1	17-OCT-2009 23:22:58	Bright	29.000	22	32Alp Leo	1.3600	15200.	58	39906	No
178	GOM_NL__2PRFIN20091017_233033_000000342083_00273_39906_4404.N1	17-OCT-2009 23:30:33	Dark	34.000	48	30Alp Hya	1.9770	4100.0	68	39906	No
179	GOM_NL__2PRFIN20091017_233947_000000472083_00273_39906_4405.N1	17-OCT-2009 23:39:47	Dark	47.000	132	15Rho Pup	2.8030	6900.0	94	39906	No
180	GOM_NL__2PRFIN20091017_234233_000000392083_00273_39906_4406.N1	17-OCT-2009 23:42:33	Dark	38.500	70	Zet Pup	2.2460	39000.	77	39906	No
181	GOM_NL__2PRFIN20091017_234856_000000382083_00274_39907_4406.N1	17-OCT-2009 23:48:56	Dark	37.500	2	Alp Car	-0.73600	7000.0	75	39907	No

3. Quality information per product

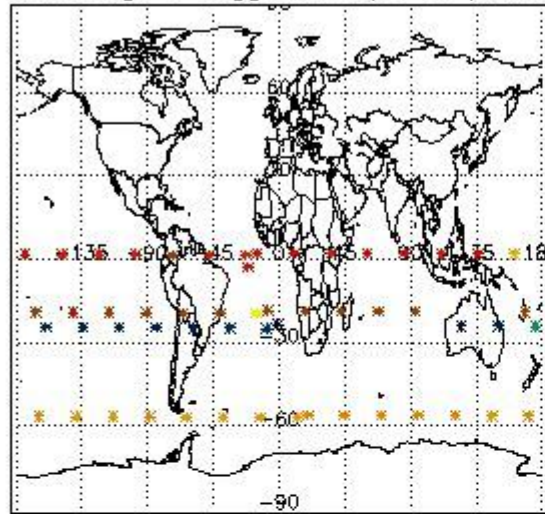
In this section it is plotted some information contained in the Quality Summary data set of the level 2 products. Only products in dark limb conditions and without errors (error flag in the MPH set to "0") are used.

3.1 Plot quality information per product (time dependant)

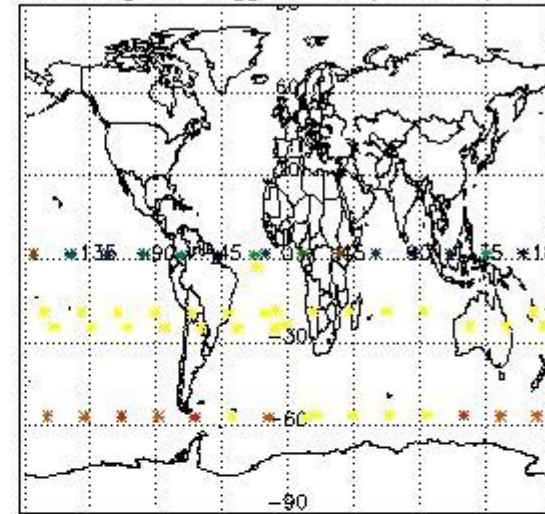


3.2 Plot quality information per product (world map)

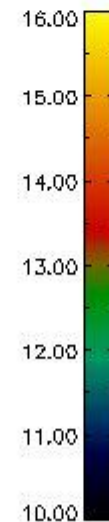
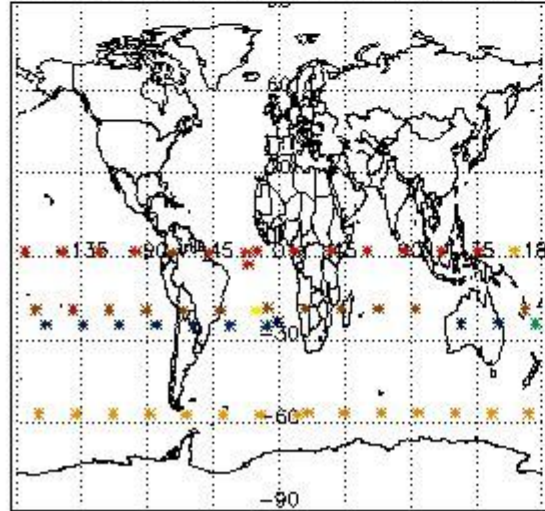
Percentage of flagged data per O3 profile



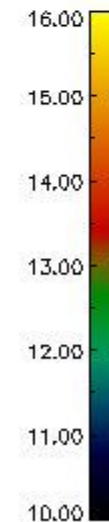
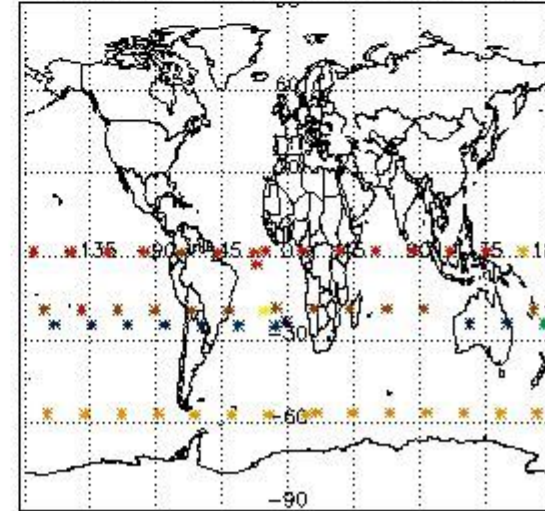
Percentage of flagged data per H2O profile



Percentage of flagged data per NO2 profile



Percentage of flagged data per NO3 profile

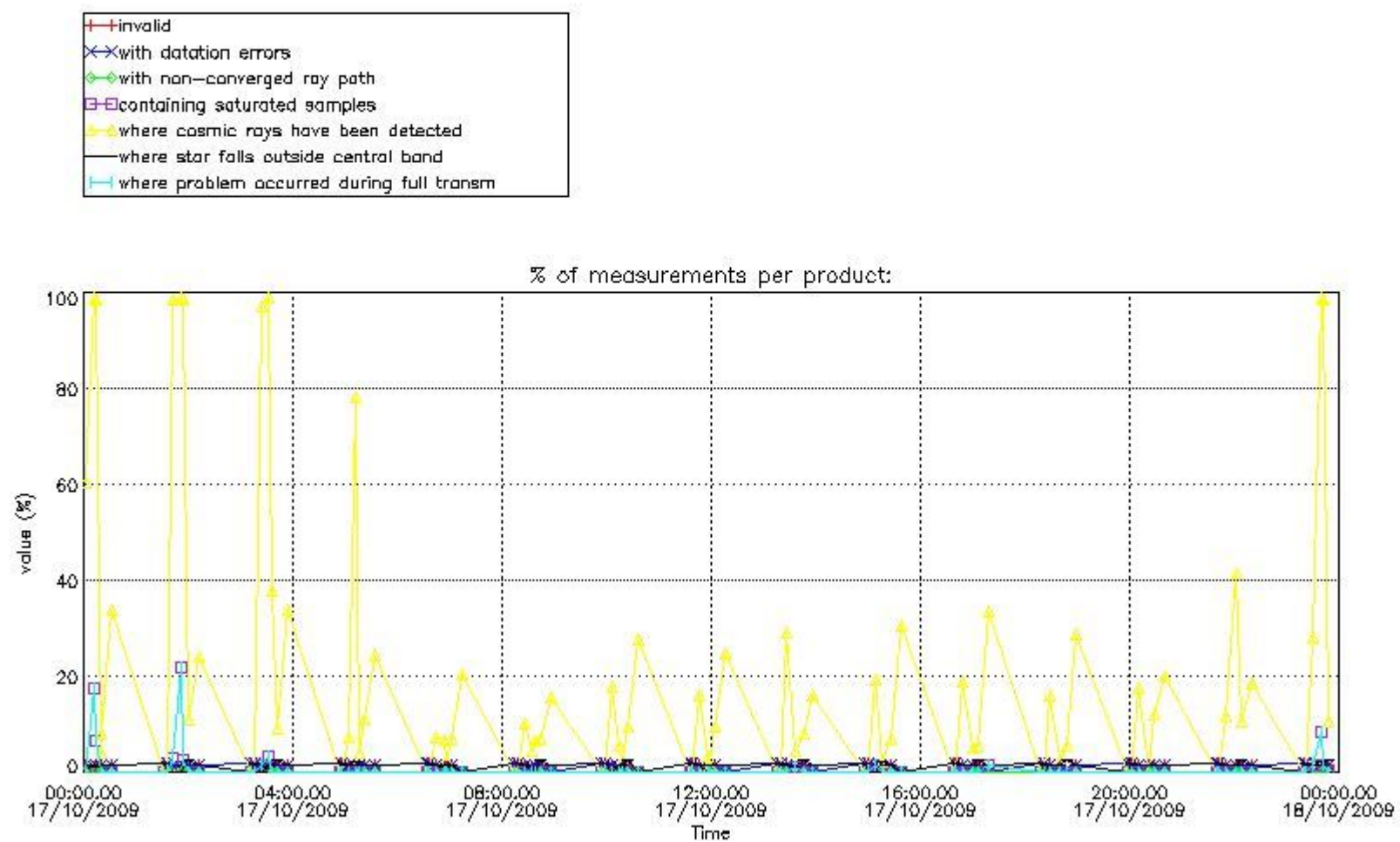


4. Level 1 quality information per product

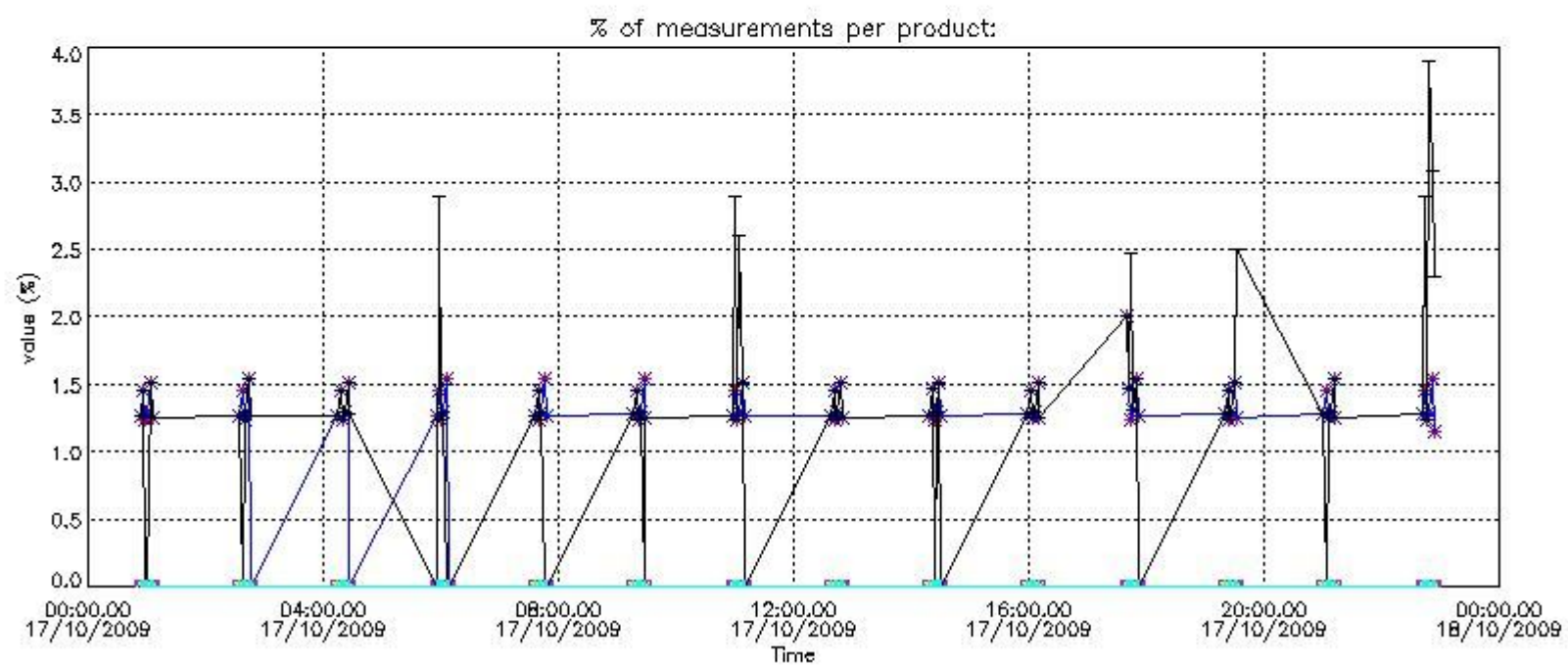
In this section it is plotted some information contained in the Quality Summary data set of the level 2 products that comes from the level 1b processing. Products without errors (error flag in the MPH set to "0") are used.

4.1 Plot quality information per product (time dependant) coming from level 1b processing

4.1.1 Plot level 1 quality information per product (time dependant): ENVISAT ASCENDING passes



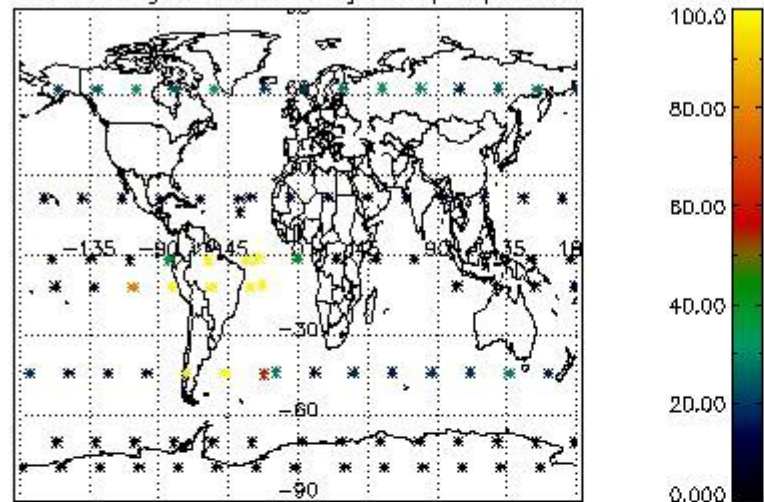
4.1.2 Plot level 1 quality information per product (time dependant): ENVI SAT DESCENDING passes



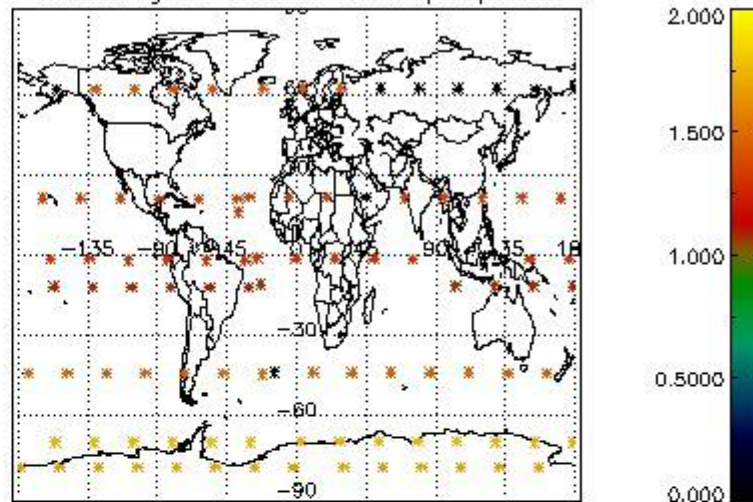
4.2 Plot quality information per product coming from level 1b processing (world map)

4.2.1 Plot level 1 quality information per product (world map): ENVISAT ASCENDING passes

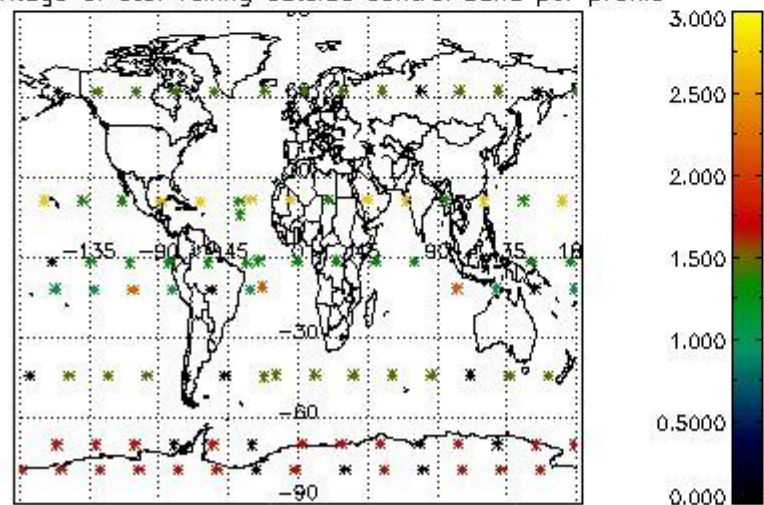
Percentage of cosmic ray hits per profile



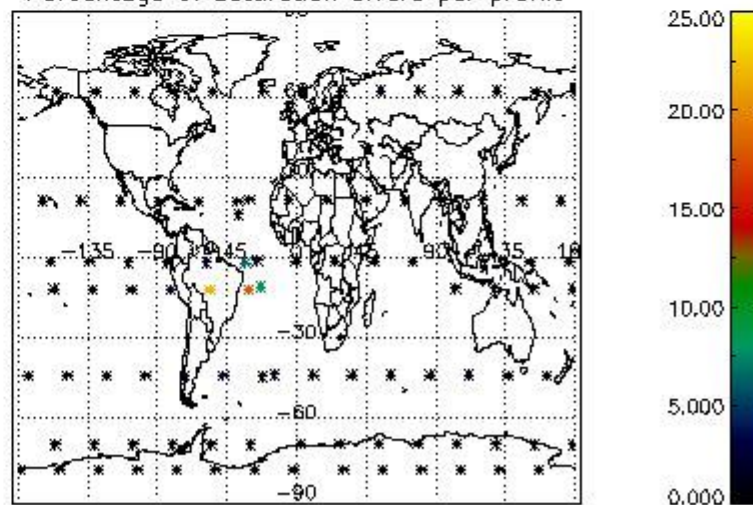
Percentage of datation errors per profile



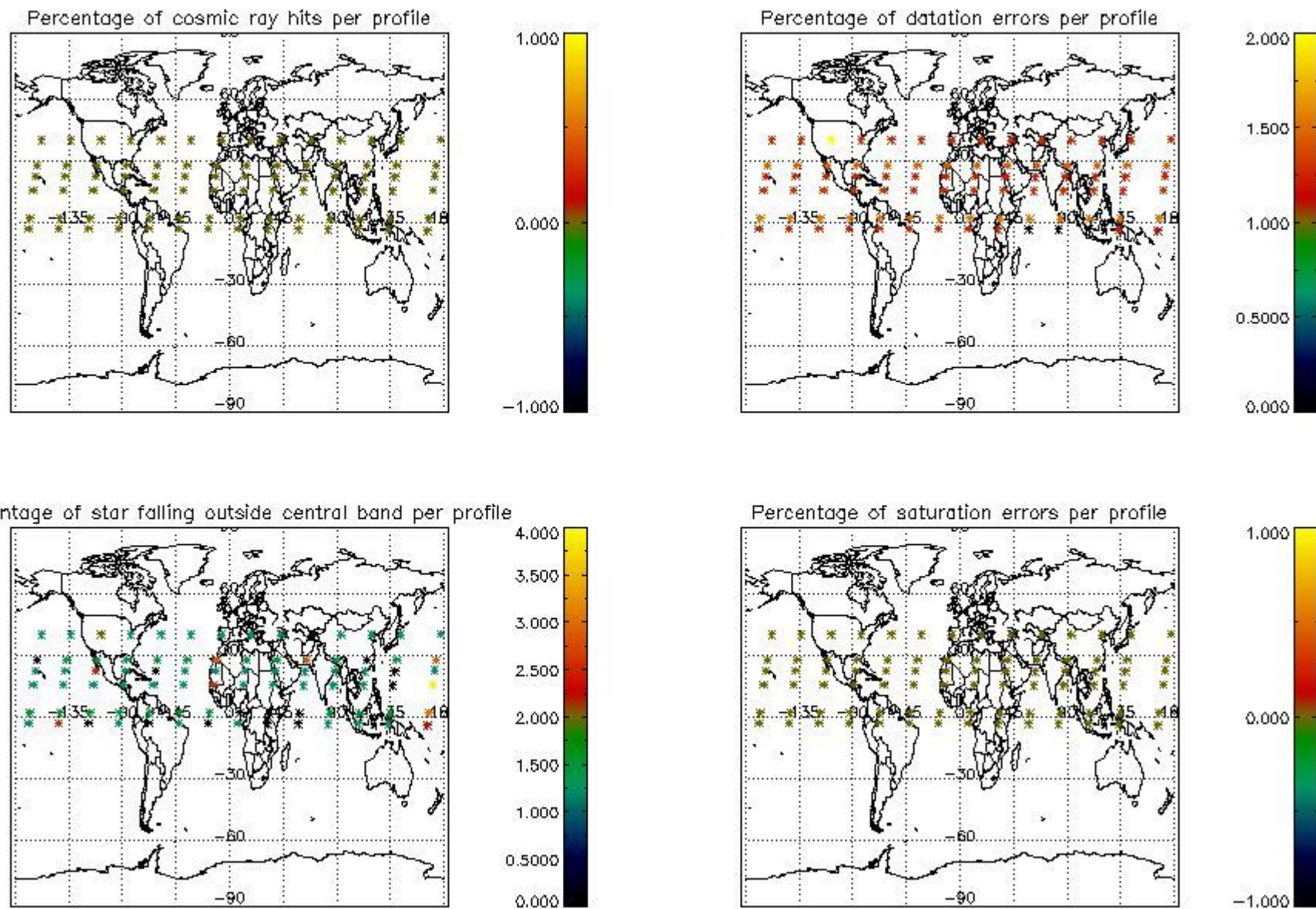
Percentage of star falling outside central band per profile



Percentage of saturation errors per profile



4.2.2 Plot level 1 quality information per product (world map): ENVISAT DESCENDING passes



5. Trace gas profiles

5.1 Ozone statistics based on quality of products

The final quality of the products can be "measured" using the STD (Standard Deviation) attached to every point profile. This information is written to the parameter GOM_NL__2P/NL_LOCAL_SPECIES_DENSITY/o3_std of the level 2 products. The table below shows the statistics for given STD ranges.

The statistics are given with respect to the overall valid production:

- Products without fatal errors: GOM_NL__2P/MPH/PRODUCT_ERR=0
- Valid point profile: GOM_NL__2P/NL_LOCAL_SPECIES_DENSITY/pcd(0)=0

The 'Criteria' is applied to valid points of dark limb products:

- Products in dark limb illumination condition: GOM_NL__2P/NL_SUMMARY_QUALITY/obs_ill_cond=0
- Products without fatal errors: GOM_NL__2P/MPH/PRODUCT_ERR=0
- Valid point profile: GOM_NL__2P/NL_LOCAL_SPECIES_DENSITY/pcd(0)=0

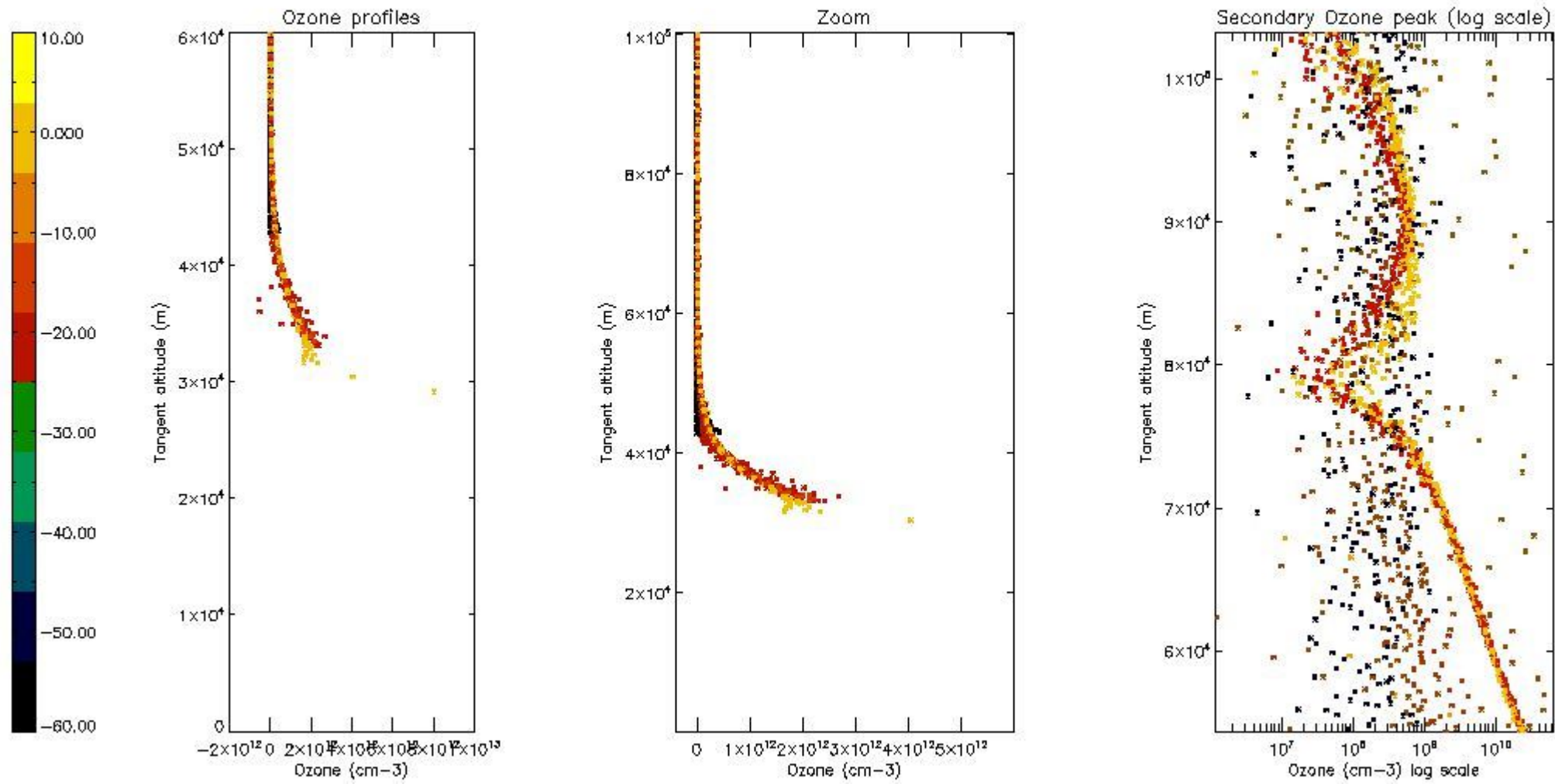
So, the table below shows the percentage of dark limb and valid observations for each criteria with respect to the overall valid daily observations.

Criteria	% of total production
All STD	33
STD < 20	13

STD < 10	11
STD < 5	8

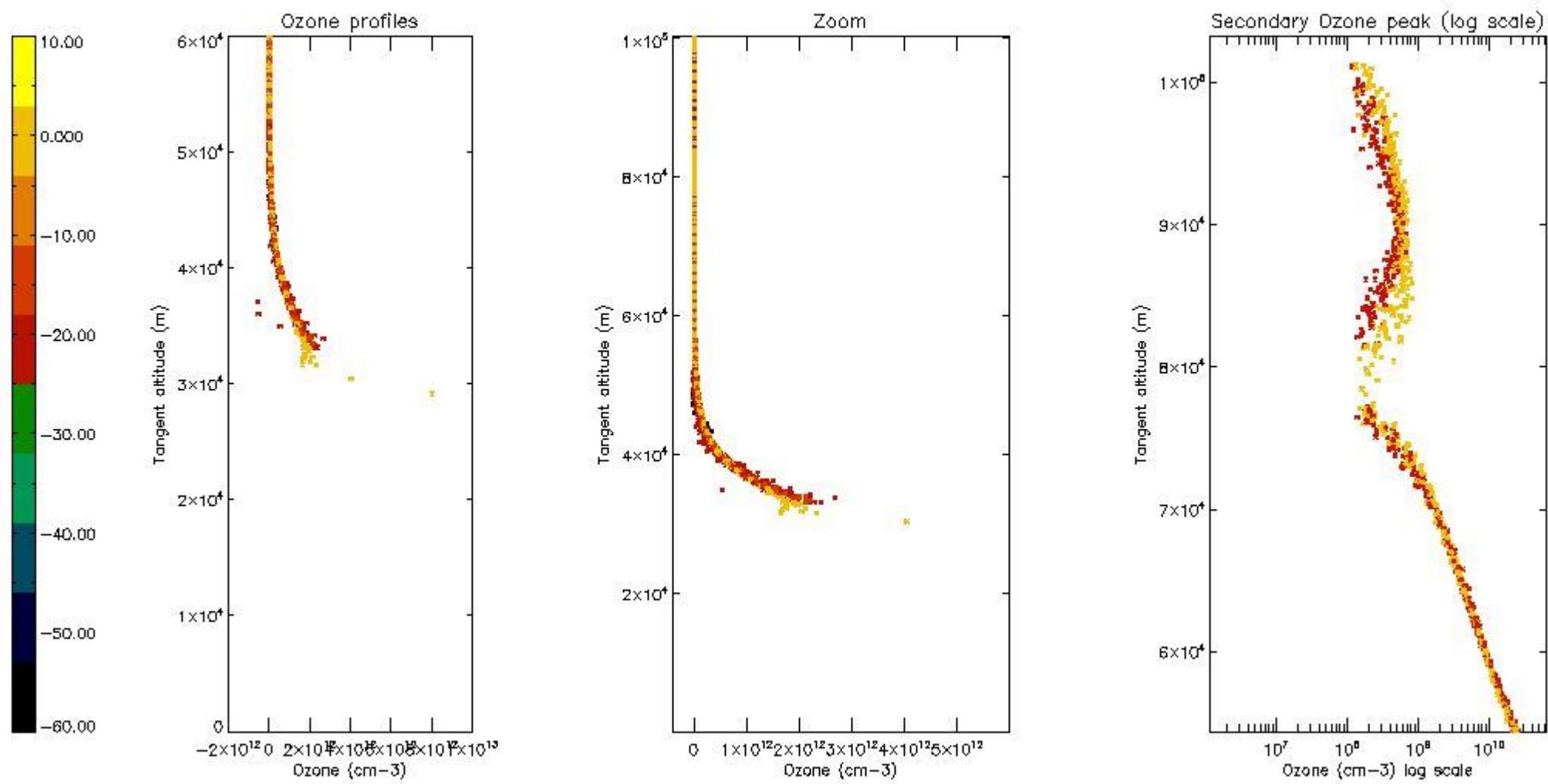
5.2 Plot ozone profiles for all STD (dark without errors)

The colorbar represents the latitude.



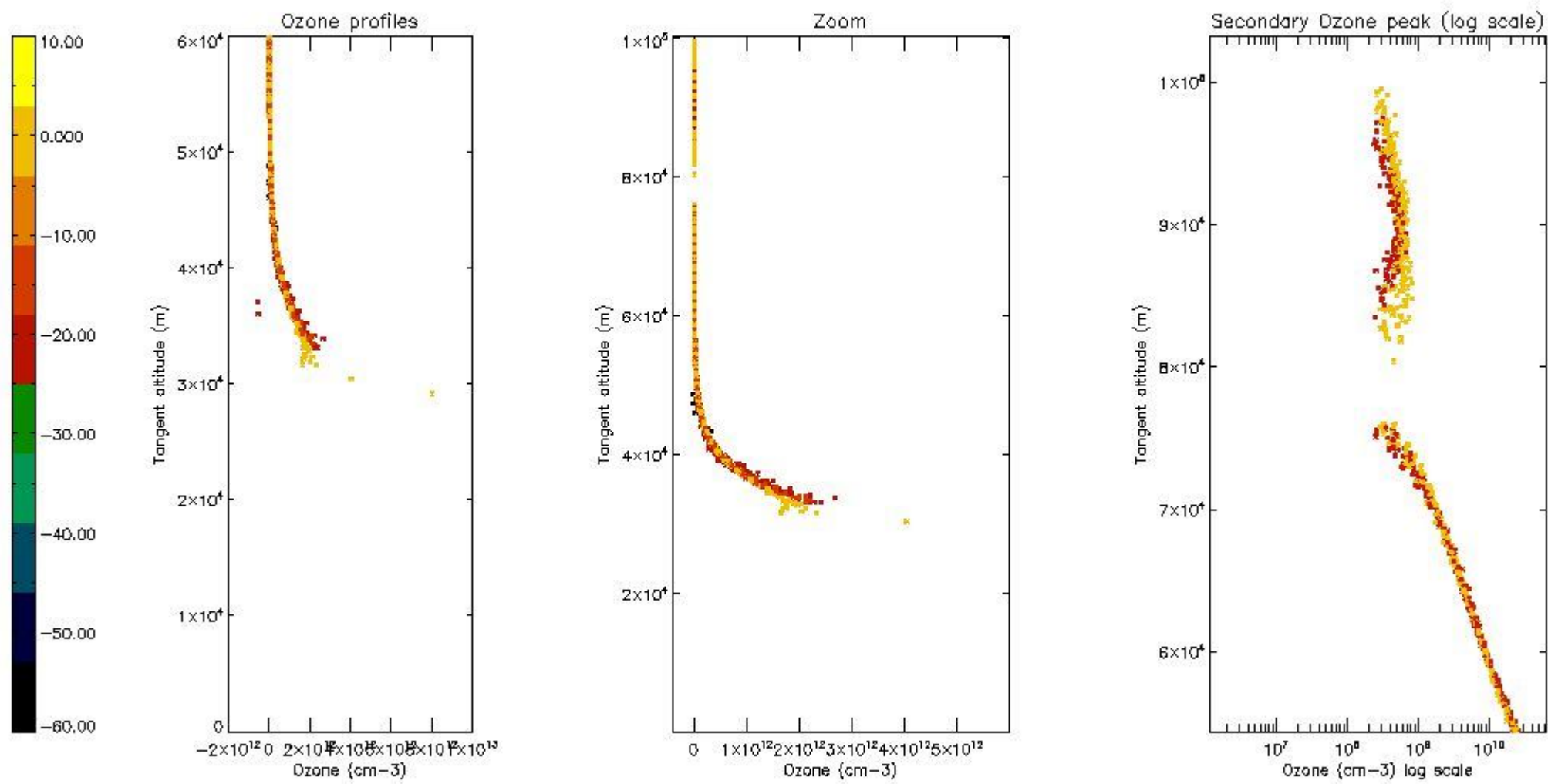
5.3 Plot ozone profiles where STD < 20% (dark without errors)

The colorbar represents the latitude.



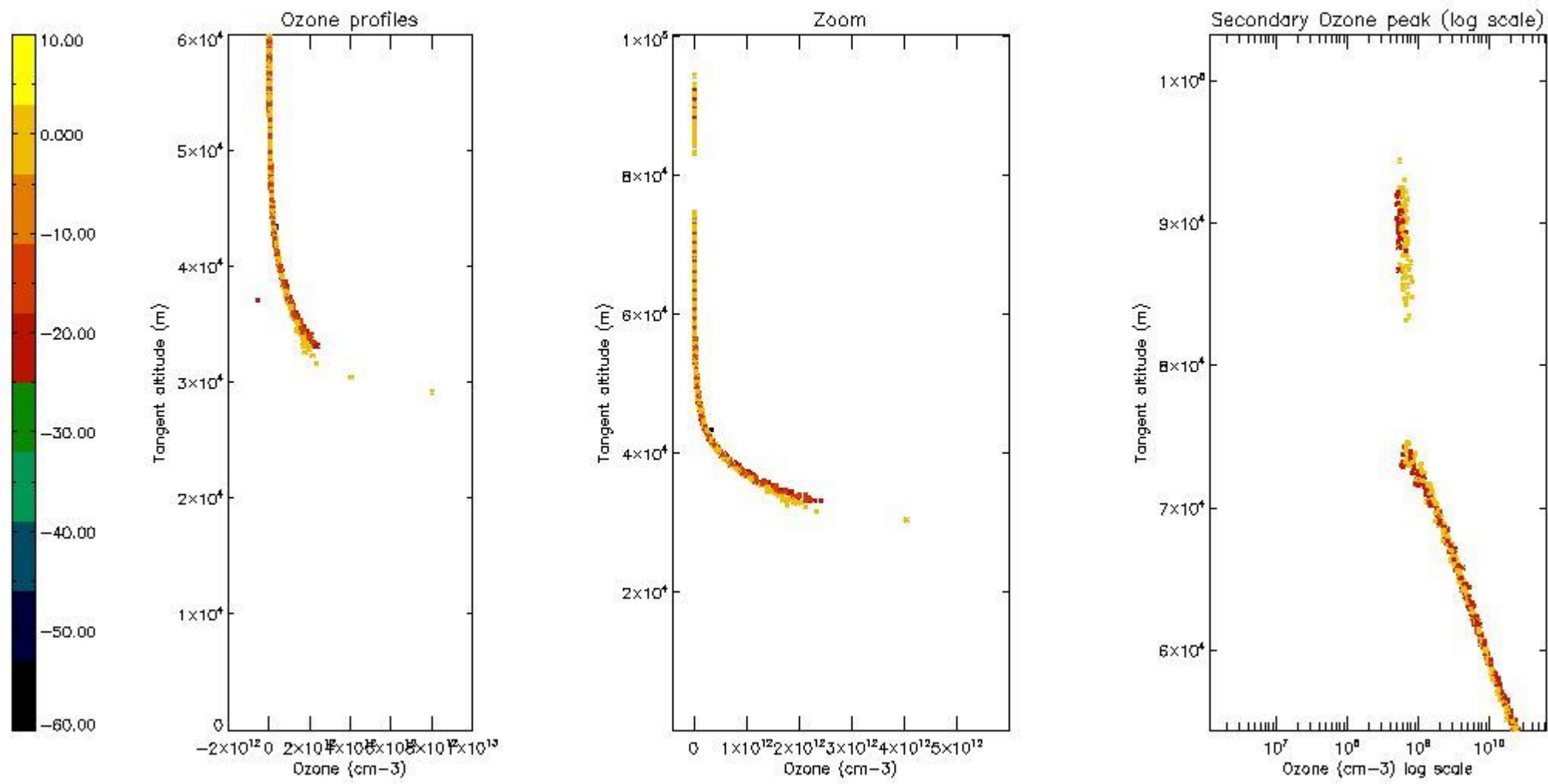
5.4 Plot ozone profiles where STD < 10% (dark without errors)

The colorbar represents the latitude.



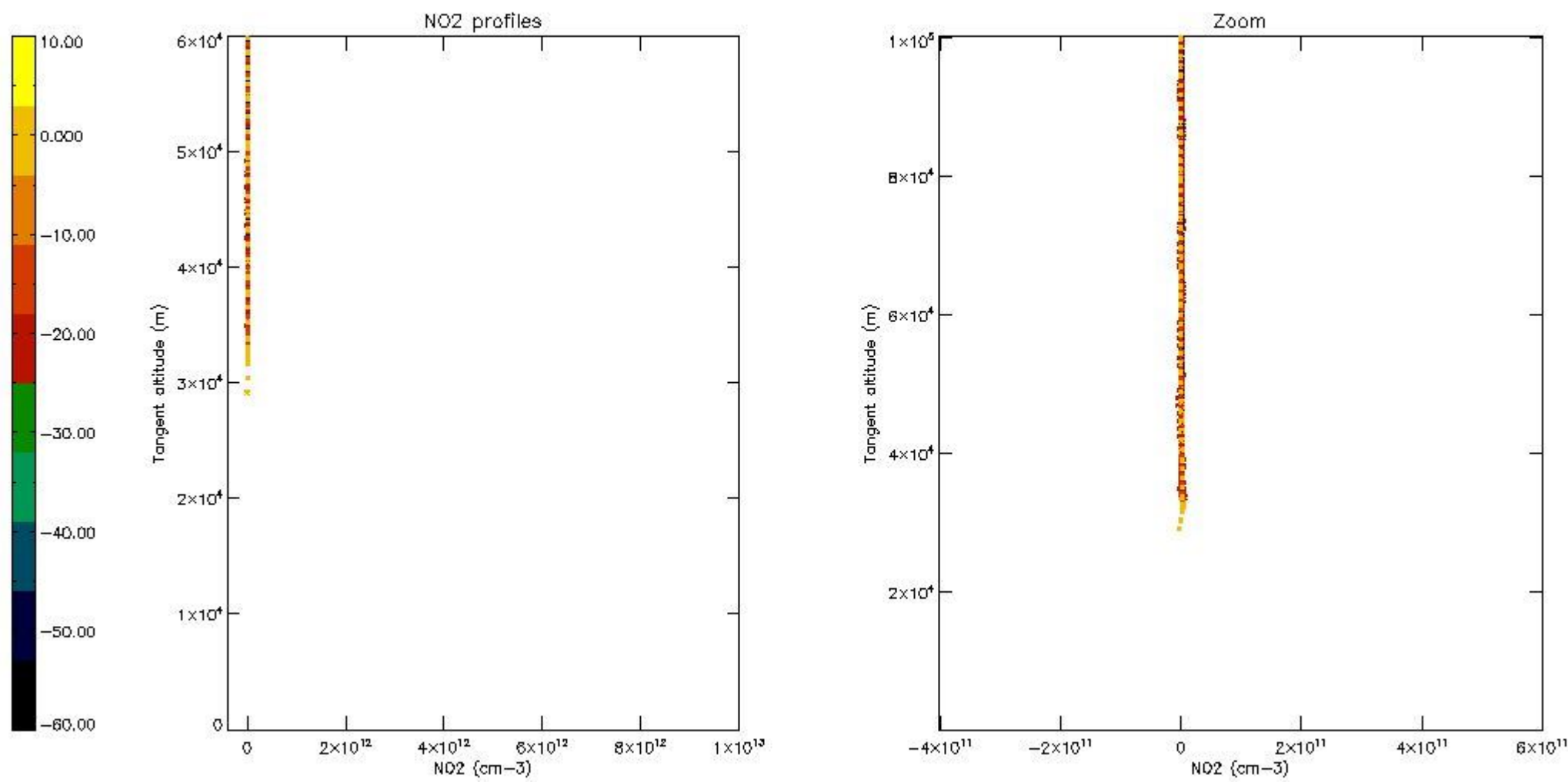
5.5 Plot ozone profiles where STD < 5% (dark without errors)

The colorbar represents the latitude.



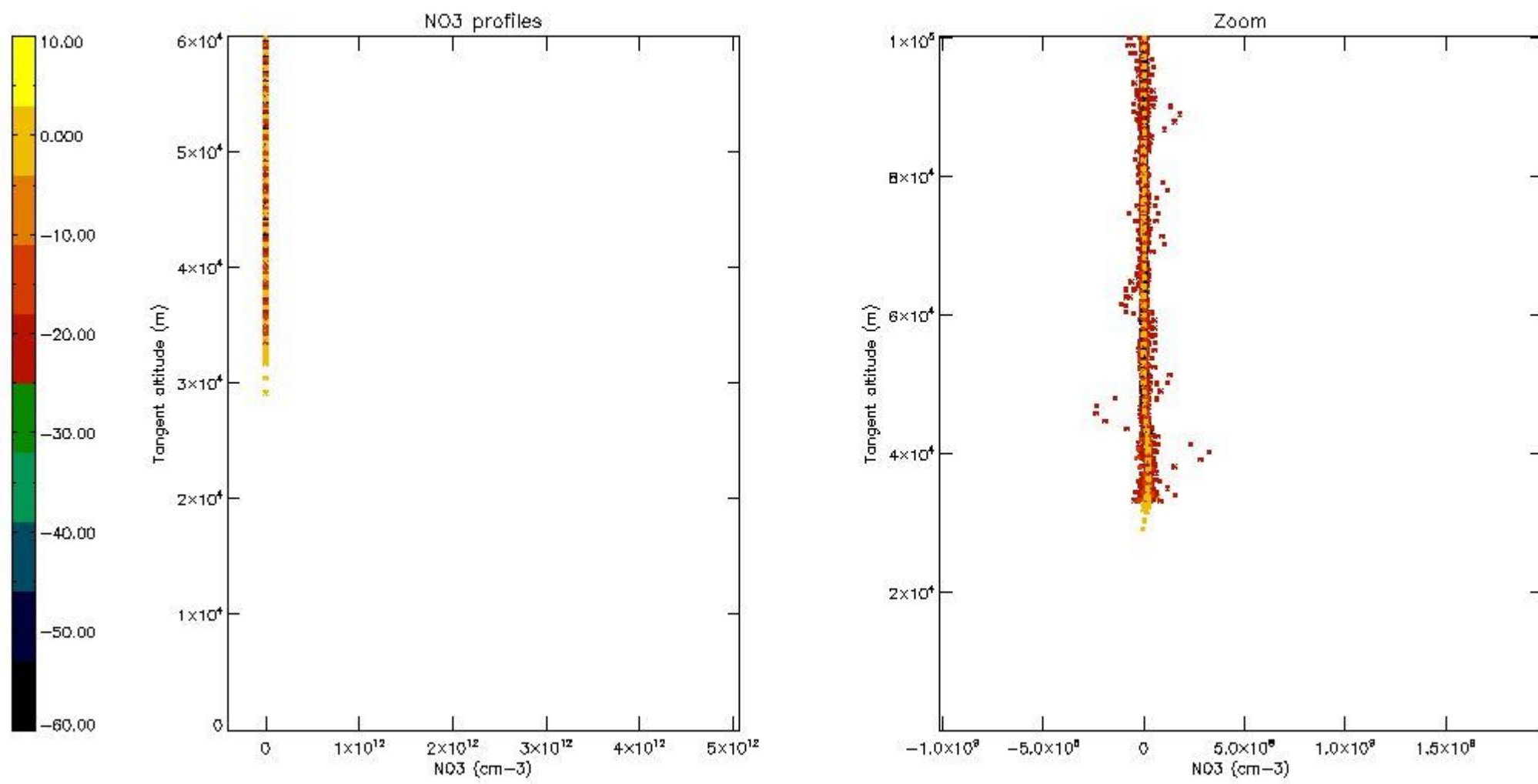
5.6 Plot NO₂ profiles for all STD (dark without errors)

The colorbar represents the latitude.



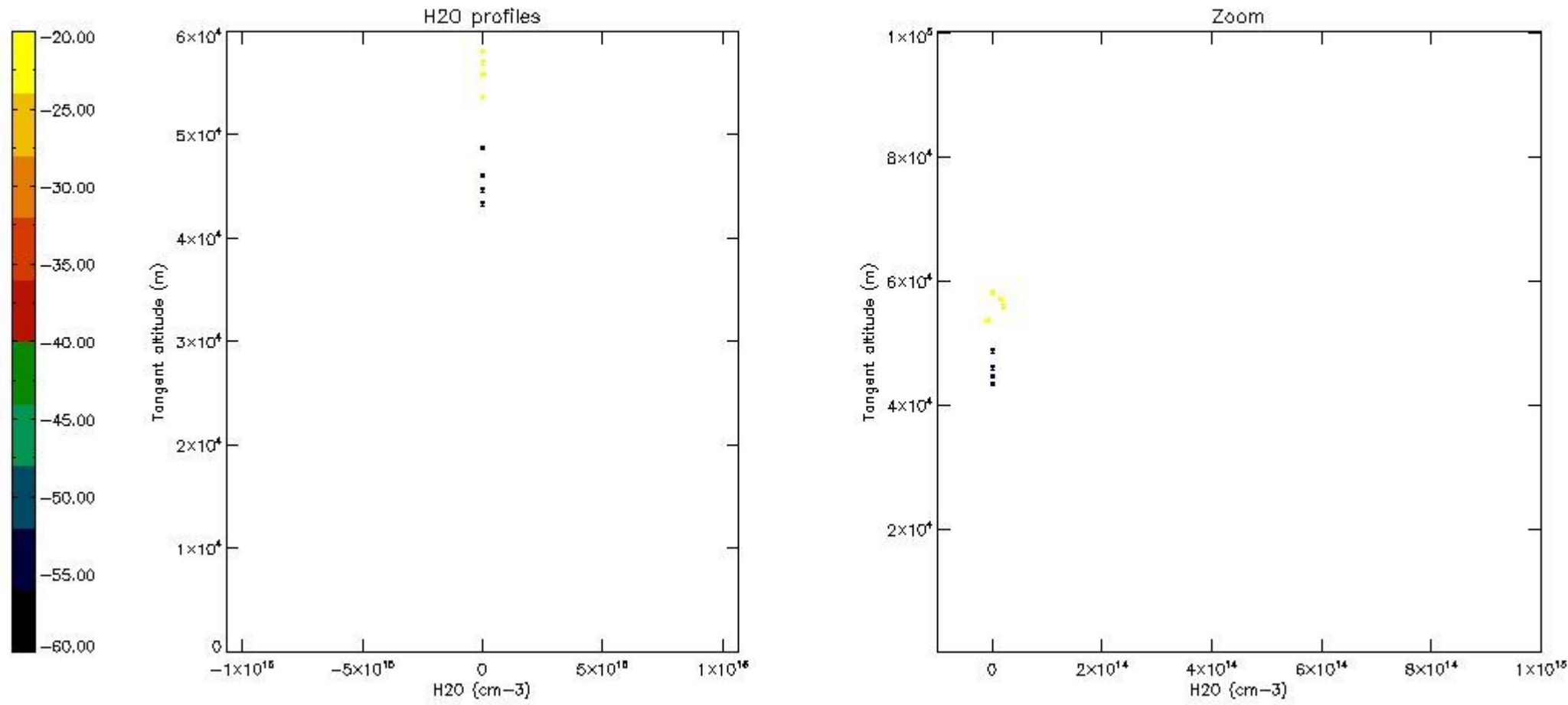
5.7 Plot NO3 profiles for all STD (dark without errors)

The colorbar represents the latitude.



5.8 Plot H2O profiles for all STD (only for occultations of stars 1,2,3,4,13,14,16,26,63 dark without errors)

The colorbar represents the latitude.



6. Auxiliary Data Files used for the production reported in section 2

The number reported in the third column indicates since which file (see list in section 2) the corresponding auxiliary file has been used. The fourth column is the date of those product files.

Type	Auxiliary Filename	Used since product	Used since product date
INST_PHYS_CHARACTERISTICS	GOM_INS_AXVIEC20091111_143220_20030716_120000_20500101_000000	1	17-OCT-2009 00:02:00
LEVEL-2_PROC_CONFIG	GOM_PR2_AXVIEC20091111_152718_20020301_000000_20500101_000000	1	17-OCT-2009 00:02:00
CROSS_SECTIONS_FILE	GOM_CRS_AXVIEC20091111_154832_20020301_000000_20500101_000000	1	17-OCT-2009 00:02:00

GOMOS Level 2 Daily Report

SUMMARY

[1. General Info](#)

[2. Summary of processed GOM_NL_2P products](#)

[3. Level 2 Quality information per product](#)

[3.1 Plot of level 2 quality information per product \(time dependant\)](#)

[3.2 Plot of level 2 quality information per product \(world map\)](#)

[4. Level 1 Quality information per product \(stored on level 2 products\)](#)

[4.1 Plot of level 1 quality information per product \(time dependant\)](#)

[4.1.1 Plot of level 1 quality information per product \(time dependant\): ASCENDING](#)

[4.1.2 Plot of level 1 quality information per product \(time dependant\): DESCENDING](#)

[4.2 Plot of level 1 quality information per product \(world map\)](#)

[4.2.1 Plot of level 1 quality information per product \(world map\): ASCENDING](#)

[4.2.2 Plot of level 1 quality information per product \(world map\): DESCENDING](#)

[5. Ozone profiles based on quality statistics and other trace gas profiles](#)

[5.1 Ozone statistics based on quality of products](#)

[5.2 Plot ozone profiles for all STD \(dark without errors\)](#)

[5.3 Plot ozone profiles where STD < 20% \(dark without errors\)](#)

[5.4. Plot ozone profiles where STD < 10% \(dark without errors\)](#)

[5.5. Plot ozone profiles where STD < 5% \(dark without errors\)](#)

[5.6 Plot NO2 profiles for all STD \(dark without errors\)](#)

[5.7 Plot NO3 profiles for all STD \(dark without errors\)](#)

[5.8 Plot H2O profiles \(only for occultations of stars 1,2,3,4,13,14,16,26,63 dark without errors\) for all STD](#)

[6. Auxiliary Data Files used for the production reported in section 2](#)

This report presents the daily analysis on parameters extracted from GOMOS level 2 data (GOM_NL__2P). It is intended to monitor some important parameters that will impact the quality of these products. A list of level 2 products (and content) that have arrived during the reporting day to the PCF is also given.

Item	Value
Time of report generation	26APR2013 13:19:45
Data source version	GOMOS/6.01
Start time of products	17-10-2009 (17OCT2009 00:00:00)
Stop time of products	18-10-2009 (18OCT2009 00:00:00)
Store outputs in DB	Yes
Nb of level 2 prods	181
Nb of prods with errors	0

2. Summary of processed GOM_NL__2P products.

Nr	Filename	UTC Start time	Limb	Duration	Star Id	Star Name	Star Mag	Star Temp	Nb Meas	Orbit	Prod. error
1	GOM_NL__2PRFIN20091017_000200_000000342083_00259_39892_4198.N1	17-OCT-2009 00:02:00	Dark	34.000	48	30Alp Hya	1.9770	4100.0	68	39892	No
2	GOM_NL__2PRFIN20091017_001105_000000462083_00259_39892_4199.N1	17-OCT-2009 00:11:05	Dark	45.500	132	15Rho Pup	2.8030	6900.0	91	39892	No
3	GOM_NL__2PRFIN20091017_001356_000000392083_00259_39892_4200.N1	17-OCT-2009 00:13:56	Dark	38.500	70	Zet Pup	2.2460	39000.	77	39892	No
4	GOM_NL__2PRFIN20091017_001902_000000382083_00260_39893_4200.N1	17-OCT-2009 00:19:02	Dark	37.500	161	Tau Pup	2.9310	4500.0	75	39893	No
5	GOM_NL__2PRFIN20091017_002022_000000372083_00260_39893_4201.N1	17-OCT-2009 00:20:22	Dark	37.000	2	Alp Car	-0.73600	7000.0	74	39893	No
6	GOM_NL__2PRFIN20091017_003203_000000362083_00260_39893_4202.N1	17-OCT-2009 00:32:03	Straylight	35.500	157	The1Eri	2.9060	9300.0	71	39893	No
7	GOM_NL__2PRFIN20091017_005331_000000402083_00260_39893_4203.N1	17-OCT-2009 00:53:31	Bright	39.500	105	6Bet Ari	2.6450	8900.0	79	39893	No
8	GOM_NL__2PRFIN20091017_005659_000000352083_00260_39893_4204.N1	17-OCT-2009 00:56:59	Bright	34.500	53	43Bet And	2.0480	3300.0	69	39893	No
9	GOM_NL__2PRFIN20091017_005830_000000412083_00260_39893_4205.N1	17-OCT-2009 00:58:30	Bright	40.500	173	4Bet Tri	3.0040	8900.0	81	39893	No
10	GOM_NL__2PRFIN20091017_010023_000000392083_00260_39893_4206.N1	17-OCT-2009 01:00:23	Bright	38.500	73	57Gam1And	2.2600	13100.	77	39893	No
11	GOM_NL__2PRFIN20091017_010412_000000332083_00260_39893_4207.N1	17-OCT-2009 01:04:12	Bright	33.000	110	37Del Cas	2.6780	8900.0	66	39893	No
12	GOM_NL__2PRFIN20091017_010539_000000402083_00260_39893_4208.N1	17-OCT-2009 01:05:39	Bright	40.000	160	23Gam Per	2.9300	4700.0	80	39893	No
13	GOM_NL__2PRFIN20091017_013148_000000302083_00260_39893_4209.N1	17-OCT-2009 01:31:48	Twilight	30.000	166	17Eps Leo	2.9800	6000.0	60	39893	No
14	GOM_NL__2PRFIN20091017_013506_000000292083_00260_39893_4210.N1	17-OCT-2009 01:35:06	Twilight	28.500	22	32Alp Leo	1.3600	15200.	57	39893	No
15	GOM_NL__2PRFIN20091017_014236_000000342083_00260_39893_4211.N1	17-OCT-2009 01:42:36	Dark	34.000	48	30Alp Hya	1.9770	4100.0	68	39893	No
16	GOM_NL__2PRFIN20091017_015142_000000462083_00260_39893_4212.N1	17-OCT-2009 01:51:42	Dark	45.500	132	15Rho Pup	2.8030	6900.0	91	39893	No
17	GOM_NL__2PRFIN20091017_015434_000000392083_00260_39893_4213.N1	17-OCT-2009 01:54:34	Dark	38.500	70	Zet Pup	2.2460	39000.	77	39893	No
18	GOM_NL__2PRFIN20091017_020058_000000372083_00261_39894_4231.N1	17-OCT-2009 02:00:58	Dark	37.000	2	Alp Car	-0.73600	7000.0	74	39894	No
19	GOM_NL__2PRFIN20091017_021239_000000362083_00261_39894_4232.N1	17-OCT-2009 02:12:39	Straylight	35.500	157	The1Eri	2.9060	9300.0	71	39894	No
20	GOM_NL__2PRFIN20091017_023406_000000402083_00261_39894_4233.N1	17-OCT-2009 02:34:06	Bright	39.500	105	6Bet Ari	2.6450	8900.0	79	39894	No
21	GOM_NL__2PRFIN20091017_023734_000000352083_00261_39894_4234.N1	17-OCT-2009 02:37:34	Bright	34.500	53	43Bet And	2.0480	3300.0	69	39894	No
22	GOM_NL__2PRFIN20091017_023906_000000412083_00261_39894_4235.N1	17-OCT-2009 02:39:06	Bright	40.500	173	4Bet Tri	3.0040	8900.0	81	39894	No
23	GOM_NL__2PRFIN20091017_024059_000000392083_00261_39894_4236.N1	17-OCT-2009 02:40:59	Bright	38.500	73	57Gam1And	2.2600	13100.	77	39894	No
24	GOM_NL__2PRFIN20091017_024448_000000332083_00261_39894_4237.N1	17-OCT-2009 02:44:48	Bright	32.500	110	37Del Cas	2.6780	8900.0	65	39894	No
25	GOM_NL__2PRFIN20091017_024614_000000402083_00261_39894_4238.N1	17-OCT-2009 02:46:14	Bright	39.500	160	23Gam Per	2.9300	4700.0	79	39894	No
26	GOM_NL__2PRFIN20091017_031225_000000302083_00261_39894_4239.N1	17-OCT-2009 03:12:25	Twilight	29.500	166	17Eps Leo	2.9800	6000.0	59	39894	No
27	GOM_NL__2PRFIN20091017_031543_000000282083_00261_39894_4240.N1	17-OCT-2009 03:15:43	Bright	28.000	22	32Alp Leo	1.3600	15200.	56	39894	No
28	GOM_NL__2PRFIN20091017_032313_000000342083_00261_39894_4241.N1	17-OCT-2009 03:23:13	Dark	34.000	48	30Alp Hya	1.9770	4100.0	68	39894	No
29	GOM_NL__2PRFIN20091017_033219_000000462083_00261_39894_4242.N1	17-OCT-2009 03:32:19	Dark	46.000	132	15Rho Pup	2.8030	6900.0	92	39894	No
30	GOM_NL__2PRFIN20091017_033510_000000392083_00261_39894_4243.N1	17-OCT-2009 03:35:10	Dark	38.500	70	Zet Pup	2.2460	39000.	77	39894	No
31	GOM_NL__2PRFIN20091017_034135_000000392083_00262_39895_4242.N1	17-OCT-2009 03:41:35	Dark	38.500	2	Alp Car	-0.73600	7000.0	77	39895	No
32	GOM_NL__2PRFIN20091017_035316_000000362083_00262_39895_4243.N1	17-OCT-2009 03:53:16	Straylight	35.500	157	The1Eri	2.9060	9300.0	71	39895	No
33	GOM_NL__2PRFIN20091017_041442_000000402083_00262_39895_4244.N1	17-OCT-2009 04:14:42	Bright	39.500	105	6Bet Ari	2.6450	8900.0	79	39895	No
34	GOM_NL__2PRFIN20091017_041810_000000352083_00262_39895_4245.N1	17-OCT-2009 04:18:10	Bright	34.500	53	43Bet And	2.0480	3300.0	69	39895	No
35	GOM_NL__2PRFIN20091017_041941_000000412083_00262_39895_4246.N1	17-OCT-2009 04:19:41	Bright	40.500	173	4Bet Tri	3.0040	8900.0	81	39895	No
36	GOM_NL__2PRFIN20091017_042134_000000392083_00262_39895_4247.N1	17-OCT-2009 04:21:34	Bright	38.500	73	57Gam1And	2.2600	13100.	77	39895	No
37	GOM_NL__2PRFIN20091017_042523_000000332083_00262_39895_4248.N1	17-OCT-2009 04:25:23	Bright	33.000	110	37Del Cas	2.6780	8900.0	66	39895	No
38	GOM_NL__2PRFIN20091017_042649_000000392083_00262_39895_4249.N1	17-OCT-2009 04:26:49	Bright	39.000	160	23Gam Per	2.9300	4700.0	78	39895	No
39	GOM_NL__2PRFIN20091017_045301_000000302083_00262_39895_4250.N1	17-OCT-2009 04:53:01	Twilight	29.500	166	17Eps Leo	2.9800	6000.0	59	39895	No
40	GOM_NL__2PRFIN20091017_045619_000000292083_00262_39895_4251.N1	17-OCT-2009 04:56:19	Twilight	28.500	22	32Alp Leo	1.3600	15200.	57	39895	No
41	GOM_NL__2PRFIN20091017_050350_000000342083_00262_39895_4252.N1	17-OCT-2009 05:03:50	Dark	34.000	48	30Alp Hya	1.9770	4100.0	68	39895	No
42	GOM_NL__2PRFIN20091017_051256_000000462083_00262_39895_4253.N1	17-OCT-2009 05:12:56	Dark	46.000	132	15Rho Pup	2.8030	6900.0	92	39895	No

43	GOM_NL__2PRFIN20091017_051547_000000392083_00262_39895_4254.N1	17-OCT-2009 05:15:47	Dark	38.500	70	Zet Pup	2.2460	39000.	77	39895	No
44	GOM_NL__2PRFIN20091017_052212_000000372083_00263_39896_4254.N1	17-OCT-2009 05:22:12	Dark	37.000	2	Alp Car	-0.73600	7000.0	74	39896	No
45	GOM_NL__2PRFIN20091017_053353_000000352083_00263_39896_4255.N1	17-OCT-2009 05:33:53	Straylight	35.000	157	The1Eri	2.9060	9300.0	70	39896	No
46	GOM_NL__2PRFIN20091017_055517_000000402083_00263_39896_4256.N1	17-OCT-2009 05:55:17	Bright	39.500	105	6Bet Ari	2.6450	8900.0	79	39896	No
47	GOM_NL__2PRFIN20091017_055846_000000352083_00263_39896_4257.N1	17-OCT-2009 05:58:46	Bright	34.500	53	43Bet And	2.0480	3300.0	69	39896	No
48	GOM_NL__2PRFIN20091017_060016_000000412083_00263_39896_4258.N1	17-OCT-2009 06:00:16	Bright	40.500	173	4Bet Tri	3.0040	8900.0	81	39896	No
49	GOM_NL__2PRFIN20091017_060210_000000392083_00263_39896_4259.N1	17-OCT-2009 06:02:10	Bright	38.500	73	57Gam1And	2.2600	13100.	77	39896	No
50	GOM_NL__2PRFIN20091017_060559_000000332083_00263_39896_4260.N1	17-OCT-2009 06:05:59	Bright	32.500	110	37Del Cas	2.6780	8900.0	65	39896	No
51	GOM_NL__2PRFIN20091017_060725_000000392083_00263_39896_4261.N1	17-OCT-2009 06:07:25	Bright	39.000	160	23Gam Per	2.9300	4700.0	78	39896	No
52	GOM_NL__2PRFIN20091017_063337_000000302083_00263_39896_4262.N1	17-OCT-2009 06:33:37	Tw_i_and_stray	29.500	166	17Eps Leo	2.9800	6000.0	59	39896	No
53	GOM_NL__2PRFIN20091017_063655_000000292083_00263_39896_4263.N1	17-OCT-2009 06:36:55	Bright	28.500	22	32Alp Leo	1.3600	15200.	57	39896	No
54	GOM_NL__2PRFIN20091017_064426_000000352083_00263_39896_4264.N1	17-OCT-2009 06:44:26	Dark	34.500	48	30Alp Hya	1.9770	4100.0	69	39896	No
55	GOM_NL__2PRFIN20091017_065334_000000462083_00263_39896_4265.N1	17-OCT-2009 06:53:34	Dark	46.000	132	15Rho Pup	2.8030	6900.0	92	39896	No
56	GOM_NL__2PRFIN20091017_065624_000000392083_00263_39896_4266.N1	17-OCT-2009 06:56:24	Dark	38.500	70	Zet Pup	2.2460	39000.	77	39896	No
57	GOM_NL__2PRFIN20091017_070249_000000372083_00264_39897_4265.N1	17-OCT-2009 07:02:49	Dark	37.000	2	Alp Car	-0.73600	7000.0	74	39897	No
58	GOM_NL__2PRFIN20091017_071429_000000352083_00264_39897_4266.N1	17-OCT-2009 07:14:29	Straylight	34.500	157	The1Eri	2.9060	9300.0	69	39897	No
59	GOM_NL__2PRFIN20091017_073553_000000402083_00264_39897_4267.N1	17-OCT-2009 07:35:53	Bright	39.500	105	6Bet Ari	2.6450	8900.0	79	39897	No
60	GOM_NL__2PRFIN20091017_073922_000000352083_00264_39897_4268.N1	17-OCT-2009 07:39:22	Bright	34.500	53	43Bet And	2.0480	3300.0	69	39897	No
61	GOM_NL__2PRFIN20091017_074052_000000412083_00264_39897_4269.N1	17-OCT-2009 07:40:52	Bright	40.500	173	4Bet Tri	3.0040	8900.0	81	39897	No
62	GOM_NL__2PRFIN20091017_074245_000000392083_00264_39897_4270.N1	17-OCT-2009 07:42:45	Bright	38.500	73	57Gam1And	2.2600	13100.	77	39897	No
63	GOM_NL__2PRFIN20091017_074635_000000332083_00264_39897_4271.N1	17-OCT-2009 07:46:35	Bright	32.500	110	37Del Cas	2.6780	8900.0	65	39897	No
64	GOM_NL__2PRFIN20091017_074800_000000402083_00264_39897_4272.N1	17-OCT-2009 07:48:00	Bright	39.500	160	23Gam Per	2.9300	4700.0	79	39897	No
65	GOM_NL__2PRFIN20091017_081414_000000302083_00264_39897_4273.N1	17-OCT-2009 08:14:14	Tw_i_and_stray	29.500	166	17Eps Leo	2.9800	6000.0	59	39897	No
66	GOM_NL__2PRFIN20091017_081732_000000292083_00264_39897_4274.N1	17-OCT-2009 08:17:32	Bright	28.500	22	32Alp Leo	1.3600	15200.	57	39897	No
67	GOM_NL__2PRFIN20091017_082503_000000342083_00264_39897_4275.N1	17-OCT-2009 08:25:03	Dark	34.000	48	30Alp Hya	1.9770	4100.0	68	39897	No
68	GOM_NL__2PRFIN20091017_083411_000000462083_00264_39897_4276.N1	17-OCT-2009 08:34:11	Dark	46.000	132	15Rho Pup	2.8030	6900.0	92	39897	No
69	GOM_NL__2PRFIN20091017_083701_000000382083_00264_39897_4277.N1	17-OCT-2009 08:37:01	Dark	38.000	70	Zet Pup	2.2460	39000.	76	39897	No
70	GOM_NL__2PRFIN20091017_084326_000000372083_00265_39898_4276.N1	17-OCT-2009 08:43:26	Dark	37.000	2	Alp Car	-0.73600	7000.0	74	39898	No
71	GOM_NL__2PRFIN20091017_085505_000000352083_00265_39898_4277.N1	17-OCT-2009 08:55:05	Straylight	35.000	157	The1Eri	2.9060	9300.0	70	39898	No
72	GOM_NL__2PRFIN20091017_091628_000000392083_00265_39898_4278.N1	17-OCT-2009 09:16:28	Bright	39.000	105	6Bet Ari	2.6450	8900.0	78	39898	No
73	GOM_NL__2PRFIN20091017_091957_000000352083_00265_39898_4279.N1	17-OCT-2009 09:19:57	Bright	34.500	53	43Bet And	2.0480	3300.0	69	39898	No
74	GOM_NL__2PRFIN20091017_092127_000000412083_00265_39898_4280.N1	17-OCT-2009 09:21:27	Bright	40.500	173	4Bet Tri	3.0040	8900.0	81	39898	No
75	GOM_NL__2PRFIN20091017_092320_000000392083_00265_39898_4281.N1	17-OCT-2009 09:23:20	Bright	38.500	73	57Gam1And	2.2600	13100.	77	39898	No
76	GOM_NL__2PRFIN20091017_092710_000000332083_00265_39898_4282.N1	17-OCT-2009 09:27:10	Bright	32.500	110	37Del Cas	2.6780	8900.0	65	39898	No
77	GOM_NL__2PRFIN20091017_092835_000000402083_00265_39898_4283.N1	17-OCT-2009 09:28:35	Bright	40.000	160	23Gam Per	2.9300	4700.0	80	39898	No
78	GOM_NL__2PRFIN20091017_095450_000000302083_00265_39898_4284.N1	17-OCT-2009 09:54:50	Tw_i_and_stray	30.000	166	17Eps Leo	2.9800	6000.0	60	39898	No
79	GOM_NL__2PRFIN20091017_095808_000000292083_00265_39898_4285.N1	17-OCT-2009 09:58:08	Bright	28.500	22	32Alp Leo	1.3600	15200.	57	39898	No
80	GOM_NL__2PRFIN20091017_100540_000000342083_00265_39898_4286.N1	17-OCT-2009 10:05:40	Dark	34.000	48	30Alp Hya	1.9770	4100.0	68	39898	No
81	GOM_NL__2PRFIN20091017_101449_000000462083_00265_39898_4287.N1	17-OCT-2009 10:14:49	Dark	46.000	132	15Rho Pup	2.8030	6900.0	92	39898	No
82	GOM_NL__2PRFIN20091017_101738_000000392083_00265_39898_4288.N1	17-OCT-2009 10:17:38	Dark	38.500	70	Zet Pup	2.2460	39000.	77	39898	No
83	GOM_NL__2PRFIN20091017_102402_000000382083_00266_39899_4287.N1	17-OCT-2009 10:24:02	Dark	37.500	2	Alp Car	-0.73600	7000.0	75	39899	No
84	GOM_NL__2PRFIN20091017_103542_000000352083_00266_39899_4288.N1	17-OCT-2009 10:35:42	Straylight	34.500	157	The1Eri	2.9060	9300.0	69	39899	No
85	GOM_NL__2PRFIN20091017_105704_000000402083_00266_39899_4289.N1	17-OCT-2009 10:57:04	Bright	39.500	105	6Bet Ari	2.6450	8900.0	79	39899	No
86	GOM_NL__2PRFIN20091017_110033_000000352083_00266_39899_4290.N1	17-OCT-2009 11:00:33	Bright	34.500	53	43Bet And	2.0480	3300.0	69	39899	No
87	GOM_NL__2PRFIN20091017_110202_000000412083_00266_39899_4291.N1	17-OCT-2009 11:02:02	Bright	40.500	173	4Bet Tri	3.0040	8900.0	81	39899	No
88	GOM_NL__2PRFIN20091017_110356_000000392083_00266_39899_4292.N1	17-OCT-2009 11:03:56	Bright	38.500	73	57Gam1And	2.2600	13100.	77	39899	No
89	GOM_NL__2PRFIN20091017_110746_000000332083_00266_39899_4293.N1	17-OCT-2009 11:07:46	Bright	33.000	110	37Del Cas	2.6780	8900.0	66	39899	No
90	GOM_NL__2PRFIN20091017_110910_000000402083_00266_39899_4294.N1	17-OCT-2009 11:09:10	Bright	39.500	160	23Gam Per	2.9300	4700.0	79	39899	No
91	GOM_NL__2PRFIN20091017_113526_000000302083_00266_39899_4295.N1	17-OCT-2009 11:35:26	Tw_i_and_stray	30.000	166	17Eps Leo	2.9800	6000.0	60	39899	No
92	GOM_NL__2PRFIN20091017_113844_000000292083_00266_39899_4296.N1	17-OCT-2009 11:38:44	Bright	29.000	22	32Alp Leo	1.3600	15200.	58	39899	No
93	GOM_NL__2PRFIN20091017_114616_000000352083_00266_39899_4297.N1	17-OCT-2009 11:46:16	Dark	34.500	48	30Alp Hya	1.9770	4100.0	69	39899	No
94	GOM_NL__2PRFIN20091017_115526_000000462083_00266_39899_4298.N1	17-OCT-2009 11:55:26	Dark	46.000	132	15Rho Pup	2.8030	6900.0	92	39899	No
95	GOM_NL__2PRFIN20091017_115815_000000392083_00266_39899_4299.N1	17-OCT-2009 11:58:15	Dark	38.500	70	Zet Pup	2.2460	39000.	77	39899	No
96	GOM_NL__2PRFIN20091017_120439_000000372083_00267_39900_4298.N1	17-OCT-2009 12:04:39	Dark	37.000	2	Alp Car	-0.73600	7000.0	74	39900	No
97	GOM_NL__2PRFIN20091017_121618_000000352083_00267_39900_4299.N1	17-OCT-2009 12:16:18	Straylight	34.500	157	The1Eri	2.9060	9300.0	69	39900	No
98	GOM_NL__2PRFIN20091017_123739_000000402083_00267_39900_4300.N1	17-OCT-2009 12:37:39	Bright	39.500	105	6Bet Ari	2.6450	8900.0	79	39900	No
99	GOM_NL__2PRFIN20091017_124108_000000352083_00267_39900_4301.N1	17-OCT-2009 12:41:08	Bright	34.500	53	43Bet And	2.0480	3300.0	69	39900	No
100	GOM_NL__2PRFIN20091017_124237_000000412083_00267_39900_4302.N1	17-OCT-2009 12:42:37	Bright	40.500	173	4Bet Tri	3.0040	8900.0	81	39900	No
101	GOM_NL__2PRFIN20091017_124431_000000392083_00267_39900_4303.N1	17-OCT-2009 12:44:31	Bright	38.500	73	57Gam1And	2.2600	13100.	77	39900	No

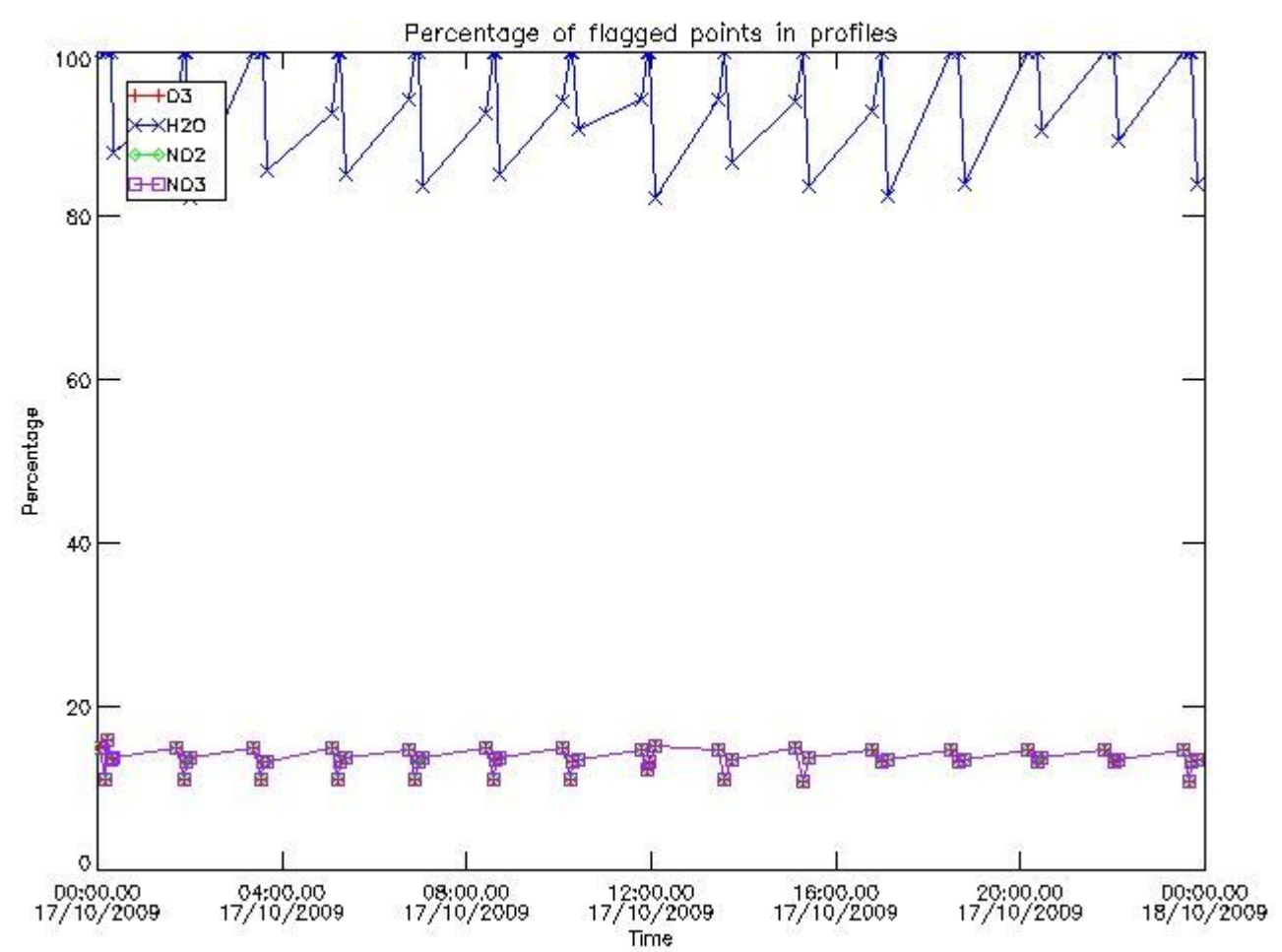
102	GOM_NL__2PRFIN20091017_124821_000000332083_00267_39900_4304.N1	17-OCT-2009 12:48:21	Bright	33.000	110	37Del Cas	2.6780	8900.0	66	39900	No
103	GOM_NL__2PRFIN20091017_124945_000000402083_00267_39900_4305.N1	17-OCT-2009 12:49:45	Bright	40.000	160	23Gam Per	2.9300	4700.0	80	39900	No
104	GOM_NL__2PRFIN20091017_131602_000000302083_00267_39900_4306.N1	17-OCT-2009 13:16:02	Tw_i_and_stray	30.000	166	17Eps Leo	2.9800	6000.0	60	39900	No
105	GOM_NL__2PRFIN20091017_131920_000000292083_00267_39900_4307.N1	17-OCT-2009 13:19:20	Bright	29.000	22	32Alp Leo	1.3600	15200.	58	39900	No
106	GOM_NL__2PRFIN20091017_132653_000000352083_00267_39900_4308.N1	17-OCT-2009 13:26:53	Dark	34.500	48	30Alp Hya	1.9770	4100.0	69	39900	No
107	GOM_NL__2PRFIN20091017_133603_000000462083_00267_39900_4309.N1	17-OCT-2009 13:36:03	Dark	46.000	132	15Rho Pup	2.8030	6900.0	92	39900	No
108	GOM_NL__2PRFIN20091017_134516_000000382083_00268_39901_4309.N1	17-OCT-2009 13:45:16	Dark	37.500	2	Alp Car	-0.73600	7000.0	75	39901	No
109	GOM_NL__2PRFIN20091017_135655_000000352083_00268_39901_4310.N1	17-OCT-2009 13:56:55	Straylight	34.500	157	The1Eri	2.9060	9300.0	69	39901	No
110	GOM_NL__2PRFIN20091017_141814_000000402083_00268_39901_4311.N1	17-OCT-2009 14:18:14	Bright	39.500	105	6Bet Ari	2.6450	8900.0	79	39901	No
111	GOM_NL__2PRFIN20091017_142144_000000342083_00268_39901_4312.N1	17-OCT-2009 14:21:44	Bright	34.000	53	43Bet And	2.0480	3300.0	68	39901	No
112	GOM_NL__2PRFIN20091017_142312_000000412083_00268_39901_4313.N1	17-OCT-2009 14:23:12	Bright	40.500	173	4Bet Tri	3.0040	8900.0	81	39901	No
113	GOM_NL__2PRFIN20091017_142506_000000392083_00268_39901_4314.N1	17-OCT-2009 14:25:06	Bright	38.500	73	57Gam1And	2.2600	13100.	77	39901	No
114	GOM_NL__2PRFIN20091017_142857_000000332083_00268_39901_4315.N1	17-OCT-2009 14:28:57	Bright	33.000	110	37Del Cas	2.6780	8900.0	66	39901	No
115	GOM_NL__2PRFIN20091017_143021_000000402083_00268_39901_4316.N1	17-OCT-2009 14:30:21	Bright	39.500	160	23Gam Per	2.9300	4700.0	79	39901	No
116	GOM_NL__2PRFIN20091017_145638_000000302083_00268_39901_4317.N1	17-OCT-2009 14:56:38	Tw_i_and_stray	30.000	166	17Eps Leo	2.9800	6000.0	60	39901	No
117	GOM_NL__2PRFIN20091017_145957_000000292083_00268_39901_4318.N1	17-OCT-2009 14:59:57	Bright	28.500	22	32Alp Leo	1.3600	15200.	57	39901	No
118	GOM_NL__2PRFIN20091017_150730_000000342083_00268_39901_4319.N1	17-OCT-2009 15:07:30	Dark	34.000	48	30Alp Hya	1.9770	4100.0	68	39901	No
119	GOM_NL__2PRFIN20091017_151640_000000472083_00268_39901_4320.N1	17-OCT-2009 15:16:40	Dark	46.500	132	15Rho Pup	2.8030	6900.0	93	39901	No
120	GOM_NL__2PRFIN20091017_152553_000000372083_00269_39902_4317.N1	17-OCT-2009 15:25:53	Dark	37.000	2	Alp Car	-0.73600	7000.0	74	39902	No
121	GOM_NL__2PRFIN20091017_153731_000000352083_00269_39902_4318.N1	17-OCT-2009 15:37:31	Straylight	34.500	157	The1Eri	2.9060	9300.0	69	39902	No
122	GOM_NL__2PRFIN20091017_155850_000000392083_00269_39902_4319.N1	17-OCT-2009 15:58:50	Bright	39.000	105	6Bet Ari	2.6450	8900.0	78	39902	No
123	GOM_NL__2PRFIN20091017_160220_000000352083_00269_39902_4320.N1	17-OCT-2009 16:02:20	Bright	34.500	53	43Bet And	2.0480	3300.0	69	39902	No
124	GOM_NL__2PRFIN20091017_160348_000000402083_00269_39902_4321.N1	17-OCT-2009 16:03:48	Bright	40.000	173	4Bet Tri	3.0040	8900.0	80	39902	No
125	GOM_NL__2PRFIN20091017_160542_000000392083_00269_39902_4322.N1	17-OCT-2009 16:05:42	Bright	38.500	73	57Gam1And	2.2600	13100.	77	39902	No
126	GOM_NL__2PRFIN20091017_160933_000000332083_00269_39902_4323.N1	17-OCT-2009 16:09:33	Bright	33.000	110	37Del Cas	2.6780	8900.0	66	39902	No
127	GOM_NL__2PRFIN20091017_161056_000000402083_00269_39902_4324.N1	17-OCT-2009 16:10:56	Bright	40.000	160	23Gam Per	2.9300	4700.0	80	39902	No
128	GOM_NL__2PRFIN20091017_163714_000000302083_00269_39902_4325.N1	17-OCT-2009 16:37:14	Tw_i_and_stray	30.000	166	17Eps Leo	2.9800	6000.0	60	39902	No
129	GOM_NL__2PRFIN20091017_164033_000000292083_00269_39902_4326.N1	17-OCT-2009 16:40:33	Bright	28.500	22	32Alp Leo	1.3600	15200.	57	39902	No
130	GOM_NL__2PRFIN20091017_164806_000000352083_00269_39902_4327.N1	17-OCT-2009 16:48:06	Dark	34.500	48	30Alp Hya	1.9770	4100.0	69	39902	No
131	GOM_NL__2PRFIN20091017_170006_000000392083_00269_39902_4328.N1	17-OCT-2009 17:00:06	Dark	38.500	70	Zet Pup	2.2460	39000.	77	39902	No
132	GOM_NL__2PRFIN20091017_170629_000000382083_00270_39903_4339.N1	17-OCT-2009 17:06:29	Dark	37.500	2	Alp Car	-0.73600	7000.0	75	39903	No
133	GOM_NL__2PRFIN20091017_171807_000000352083_00270_39903_4340.N1	17-OCT-2009 17:18:07	Straylight	34.500	157	The1Eri	2.9060	9300.0	69	39903	No
134	GOM_NL__2PRFIN20091017_173926_000000252083_00270_39903_4341.N1	17-OCT-2009 17:39:26	Tw_i_and_stray	25.000	105	6Bet Ari	2.6450	8900.0	50	39903	No
135	GOM_NL__2PRFIN20091017_174256_000000342083_00270_39903_4342.N1	17-OCT-2009 17:42:56	Bright	34.000	53	43Bet And	2.0480	3300.0	68	39903	No
136	GOM_NL__2PRFIN20091017_174423_000000412083_00270_39903_4343.N1	17-OCT-2009 17:44:23	Bright	40.500	173	4Bet Tri	3.0040	8900.0	81	39903	No
137	GOM_NL__2PRFIN20091017_174617_000000382083_00270_39903_4344.N1	17-OCT-2009 17:46:17	Bright	38.000	73	57Gam1And	2.2600	13100.	76	39903	No
138	GOM_NL__2PRFIN20091017_175009_000000332083_00270_39903_4345.N1	17-OCT-2009 17:50:09	Bright	32.500	110	37Del Cas	2.6780	8900.0	65	39903	No
139	GOM_NL__2PRFIN20091017_175131_000000402083_00270_39903_4346.N1	17-OCT-2009 17:51:31	Bright	39.500	160	23Gam Per	2.9300	4700.0	79	39903	No
140	GOM_NL__2PRFIN20091017_181751_000000302083_00270_39903_4347.N1	17-OCT-2009 18:17:51	Tw_i_and_stray	30.000	166	17Eps Leo	2.9800	6000.0	60	39903	No
141	GOM_NL__2PRFIN20091017_182110_000000292083_00270_39903_4348.N1	17-OCT-2009 18:21:10	Bright	28.500	22	32Alp Leo	1.3600	15200.	57	39903	No
142	GOM_NL__2PRFIN20091017_182843_000000352083_00270_39903_4349.N1	17-OCT-2009 18:28:43	Dark	34.500	48	30Alp Hya	1.9770	4100.0	69	39903	No
143	GOM_NL__2PRFIN20091017_184043_000000392083_00270_39903_4350.N1	17-OCT-2009 18:40:43	Dark	38.500	70	Zet Pup	2.2460	39000.	77	39903	No
144	GOM_NL__2PRFIN20091017_184706_000000372083_00271_39904_4371.N1	17-OCT-2009 18:47:06	Dark	37.000	2	Alp Car	-0.73600	7000.0	74	39904	No
145	GOM_NL__2PRFIN20091017_185844_000000352083_00271_39904_4372.N1	17-OCT-2009 18:58:44	Straylight	35.000	157	The1Eri	2.9060	9300.0	70	39904	No
146	GOM_NL__2PRFIN20091017_192001_000000392083_00271_39904_4373.N1	17-OCT-2009 19:20:01	Bright	39.000	105	6Bet Ari	2.6450	8900.0	78	39904	No
147	GOM_NL__2PRFIN20091017_192331_000000352083_00271_39904_4374.N1	17-OCT-2009 19:23:31	Bright	34.500	53	43Bet And	2.0480	3300.0	69	39904	No
148	GOM_NL__2PRFIN20091017_192459_000000412083_00271_39904_4375.N1	17-OCT-2009 19:24:59	Bright	40.500	173	4Bet Tri	3.0040	8900.0	81	39904	No
149	GOM_NL__2PRFIN20091017_192652_000000392083_00271_39904_4376.N1	17-OCT-2009 19:26:52	Bright	38.500	73	57Gam1And	2.2600	13100.	77	39904	No
150	GOM_NL__2PRFIN20091017_193044_000000332083_00271_39904_4377.N1	17-OCT-2009 19:30:44	Bright	33.000	110	37Del Cas	2.6780	8900.0	66	39904	No
151	GOM_NL__2PRFIN20091017_193206_000000402083_00271_39904_4378.N1	17-OCT-2009 19:32:06	Bright	40.000	160	23Gam Per	2.9300	4700.0	80	39904	No
152	GOM_NL__2PRFIN20091017_195827_000000302083_00271_39904_4379.N1	17-OCT-2009 19:58:27	Tw_i_and_stray	29.500	166	17Eps Leo	2.9800	6000.0	59	39904	No
153	GOM_NL__2PRFIN20091017_200146_000000292083_00271_39904_4380.N1	17-OCT-2009 20:01:46	Bright	28.500	22	32Alp Leo	1.3600	15200.	57	39904	No
154	GOM_NL__2PRFIN20091017_200920_000000352083_00271_39904_4381.N1	17-OCT-2009 20:09:20	Dark	34.500	48	30Alp Hya	1.9770	4100.0	69	39904	No
155	GOM_NL__2PRFIN20091017_202120_000000392083_00271_39904_4382.N1	17-OCT-2009 20:21:20	Dark	38.500	70	Zet Pup	2.2460	39000.	77	39904	No
156	GOM_NL__2PRFIN20091017_202743_000000372083_00272_39905_4382.N1	17-OCT-2009 20:27:43	Dark	37.000	2	Alp Car	-0.73600	7000.0	74	39905	No
157	GOM_NL__2PRFIN20091017_203920_000000352083_00272_39905_4383.N1	17-OCT-2009 20:39:20	Straylight	35.000	157	The1Eri	2.9060	9300.0	70	39905	No
158	GOM_NL__2PRFIN20091017_210036_000000392083_00272_39905_4384.N1	17-OCT-2009 21:00:36	Bright	39.000	105	6Bet Ari	2.6450	8900.0	78	39905	No
159	GOM_NL__2PRFIN20091017_210406_000000352083_00272_39905_4385.N1	17-OCT-2009 21:04:06	Bright	34.500	53	43Bet And	2.0480	3300.0	69	39905	No
160	GOM_NL__2PRFIN20091017_210534_000000402083_00272_39905_4386.N1	17-OCT-2009 21:05:34	Bright	40.000	173	4Bet Tri	3.0040	8900.0	80	39905	No

161	GOM_NL__2PRFIN20091017_210728_000000392083_00272_39905_4387.N1	17-OCT-2009 21:07:28	Bright	38.500	73	57Gam1And	2.2600	13100.	77	39905	No
162	GOM_NL__2PRFIN20091017_211120_000000332083_00272_39905_4388.N1	17-OCT-2009 21:11:20	Bright	32.500	110	37Del Cas	2.6780	8900.0	65	39905	No
163	GOM_NL__2PRFIN20091017_211241_000000402083_00272_39905_4389.N1	17-OCT-2009 21:12:41	Bright	40.000	160	23Gam Per	2.9300	4700.0	80	39905	No
164	GOM_NL__2PRFIN20091017_213903_000000302083_00272_39905_4390.N1	17-OCT-2009 21:39:03	Tw_i_and_stray	30.000	166	17Eps Leo	2.9800	6000.0	60	39905	No
165	GOM_NL__2PRFIN20091017_214222_000000292083_00272_39905_4391.N1	17-OCT-2009 21:42:22	Bright	29.000	22	32Alp Leo	1.3600	15200.	58	39905	No
166	GOM_NL__2PRFIN20091017_214957_000000352083_00272_39905_4392.N1	17-OCT-2009 21:49:57	Dark	34.500	48	30Alp Hya	1.9770	4100.0	69	39905	No
167	GOM_NL__2PRFIN20091017_220157_000000392083_00272_39905_4393.N1	17-OCT-2009 22:01:57	Dark	38.500	70	Zet Pup	2.2460	39000.	77	39905	No
168	GOM_NL__2PRFIN20091017_220819_000000382083_00273_39906_4394.N1	17-OCT-2009 22:08:19	Dark	37.500	2	Alp Car	-0.73600	7000.0	75	39906	No
169	GOM_NL__2PRFIN20091017_221957_000000352083_00273_39906_4395.N1	17-OCT-2009 22:19:57	Straylight	35.000	157	The1Eri	2.9060	9300.0	70	39906	No
170	GOM_NL__2PRFIN20091017_224112_000000392083_00273_39906_4396.N1	17-OCT-2009 22:41:12	Bright	39.000	105	6Bet Ari	2.6450	8900.0	78	39906	No
171	GOM_NL__2PRFIN20091017_224442_000000352083_00273_39906_4397.N1	17-OCT-2009 22:44:42	Bright	34.500	53	43Bet And	2.0480	3300.0	69	39906	No
172	GOM_NL__2PRFIN20091017_224609_000000412083_00273_39906_4398.N1	17-OCT-2009 22:46:09	Bright	40.500	173	4Bet Tri	3.0040	8900.0	81	39906	No
173	GOM_NL__2PRFIN20091017_224803_000000392083_00273_39906_4399.N1	17-OCT-2009 22:48:03	Bright	38.500	73	57Gam1And	2.2600	13100.	77	39906	No
174	GOM_NL__2PRFIN20091017_225156_000000332083_00273_39906_4400.N1	17-OCT-2009 22:51:56	Bright	32.500	110	37Del Cas	2.6780	8900.0	65	39906	No
175	GOM_NL__2PRFIN20091017_225336_000000442083_00273_39906_4401.N1	17-OCT-2009 22:53:36	Bright	43.500	35	33Alp Per	1.7950	6250.0	87	39906	No
176	GOM_NL__2PRFIN20091017_231939_000000302083_00273_39906_4402.N1	17-OCT-2009 23:19:39	Tw_i_and_stray	29.500	166	17Eps Leo	2.9800	6000.0	59	39906	No
177	GOM_NL__2PRFIN20091017_232258_000000292083_00273_39906_4403.N1	17-OCT-2009 23:22:58	Bright	29.000	22	32Alp Leo	1.3600	15200.	58	39906	No
178	GOM_NL__2PRFIN20091017_233033_000000342083_00273_39906_4404.N1	17-OCT-2009 23:30:33	Dark	34.000	48	30Alp Hya	1.9770	4100.0	68	39906	No
179	GOM_NL__2PRFIN20091017_233947_000000472083_00273_39906_4405.N1	17-OCT-2009 23:39:47	Dark	47.000	132	15Rho Pup	2.8030	6900.0	94	39906	No
180	GOM_NL__2PRFIN20091017_234233_000000392083_00273_39906_4406.N1	17-OCT-2009 23:42:33	Dark	38.500	70	Zet Pup	2.2460	39000.	77	39906	No
181	GOM_NL__2PRFIN20091017_234856_000000382083_00274_39907_4406.N1	17-OCT-2009 23:48:56	Dark	37.500	2	Alp Car	-0.73600	7000.0	75	39907	No

3. Quality information per product

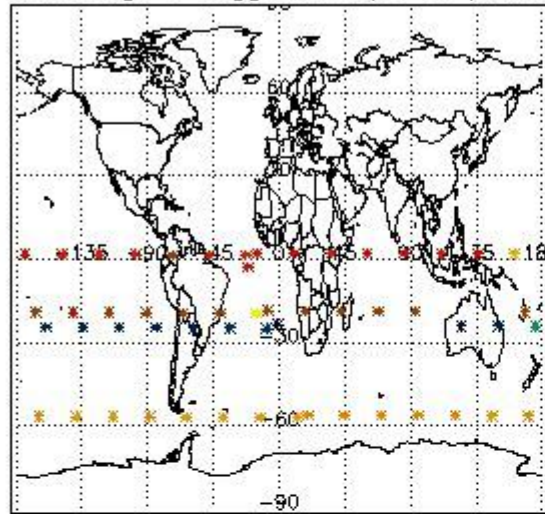
In this section it is plotted some information contained in the Quality Summary data set of the level 2 products. Only products in dark limb conditions and without errors (error flag in the MPH set to "0") are used.

3.1 Plot quality information per product (time dependant)

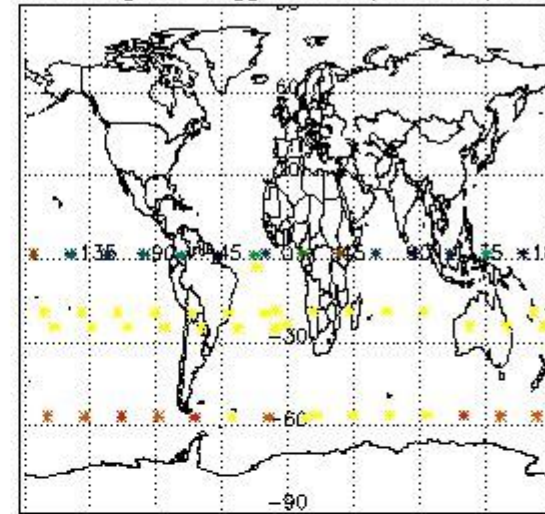


3.2 Plot quality information per product (world map)

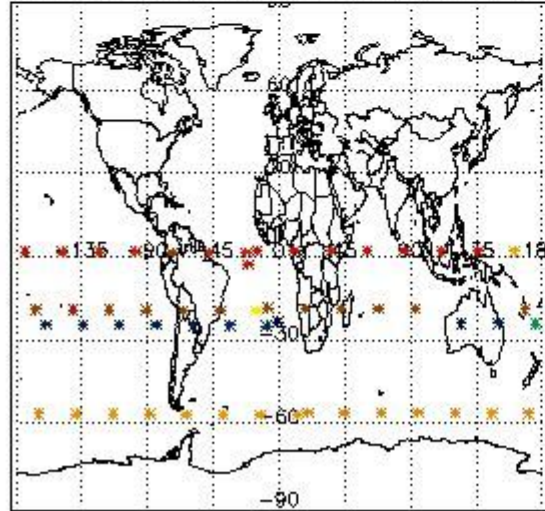
Percentage of flagged data per O3 profile



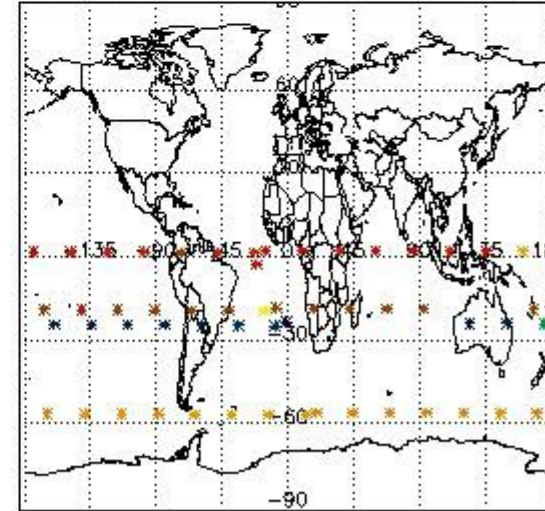
Percentage of flagged data per H2O profile



Percentage of flagged data per NO2 profile



Percentage of flagged data per NO3 profile

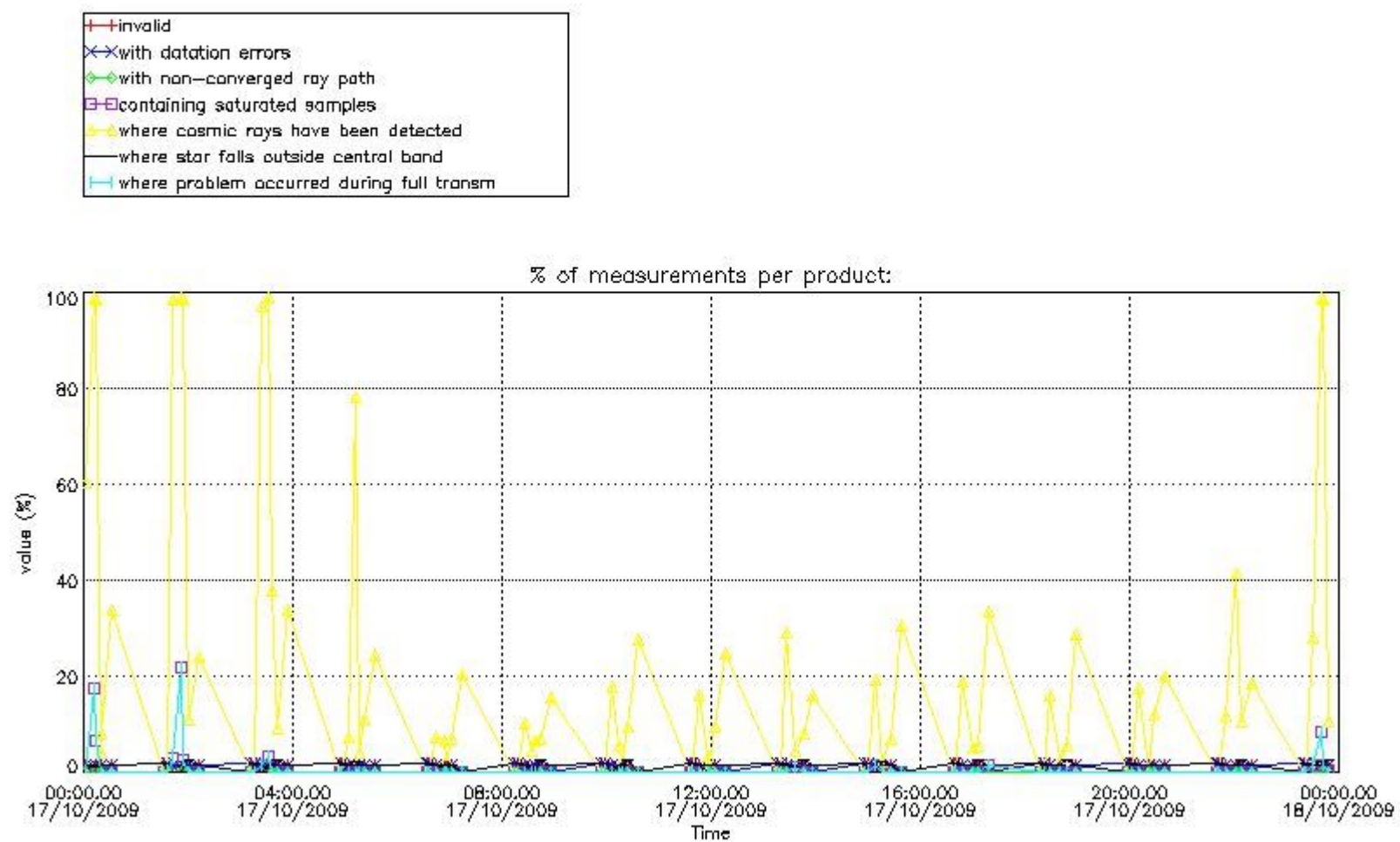


4. Level 1 quality information per product

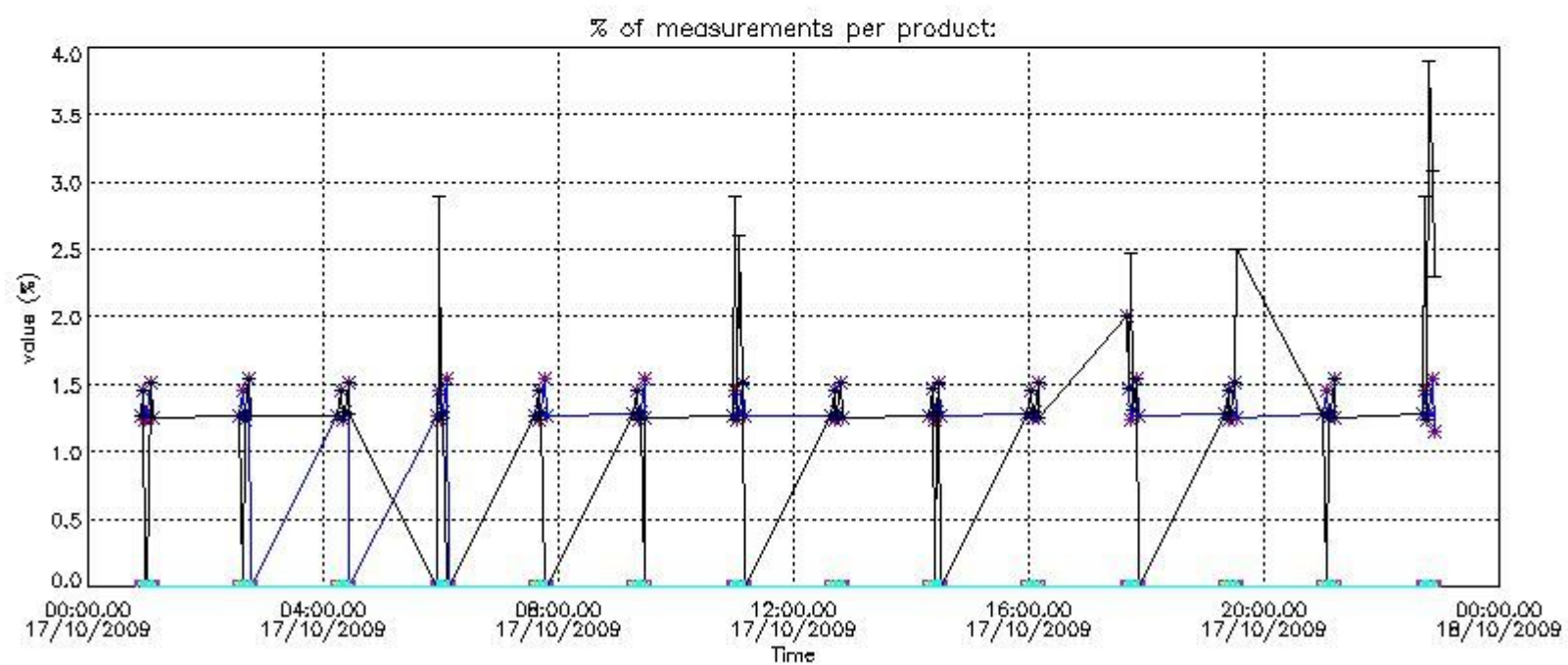
In this section it is plotted some information contained in the Quality Summary data set of the level 2 products that comes from the level 1b processing. Products without errors (error flag in the MPH set to "0") are used.

4.1 Plot quality information per product (time dependant) coming from level 1b processing

4.1.1 Plot level 1 quality information per product (time dependant): ENVISAT ASCENDING passes



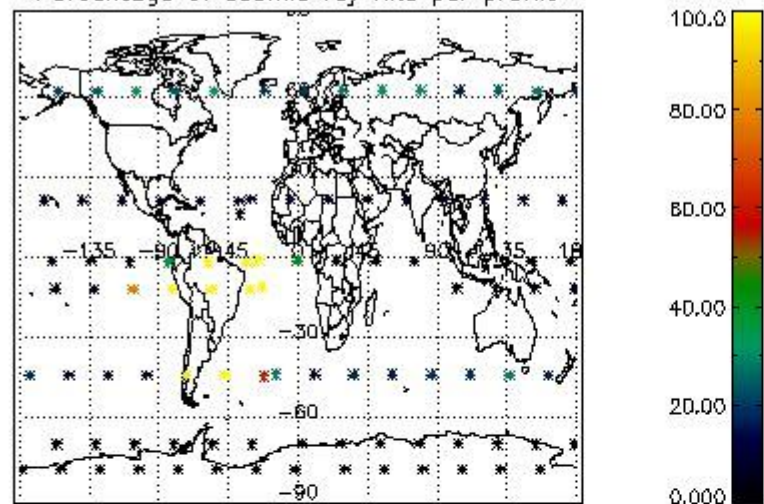
4.1.2 Plot level 1 quality information per product (time dependant): ENVI SAT DESCENDING passes



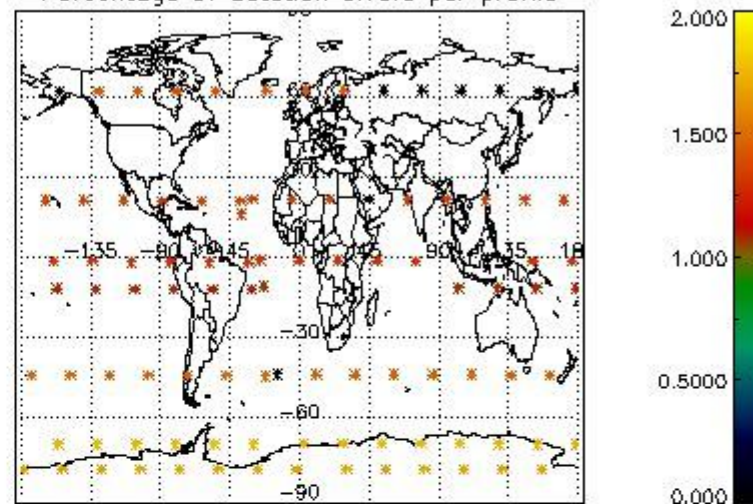
4.2 Plot quality information per product coming from level 1b processing (world map)

4.2.1 Plot level 1 quality information per product (world map): ENVISAT ASCENDING passes

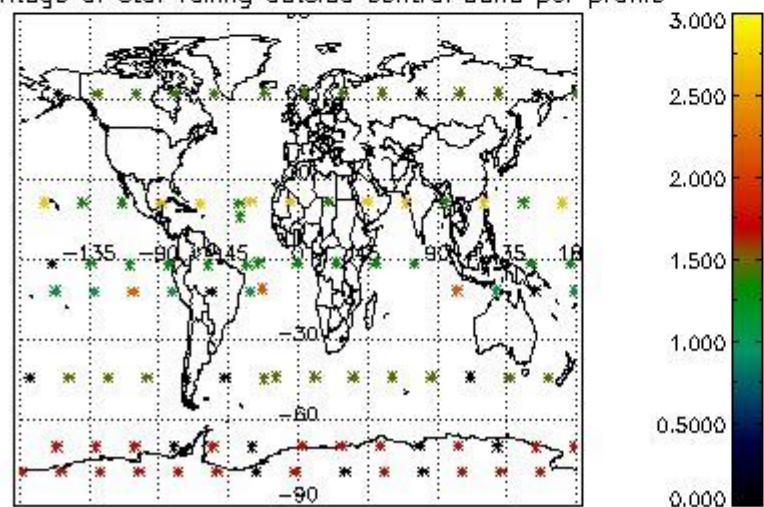
Percentage of cosmic ray hits per profile



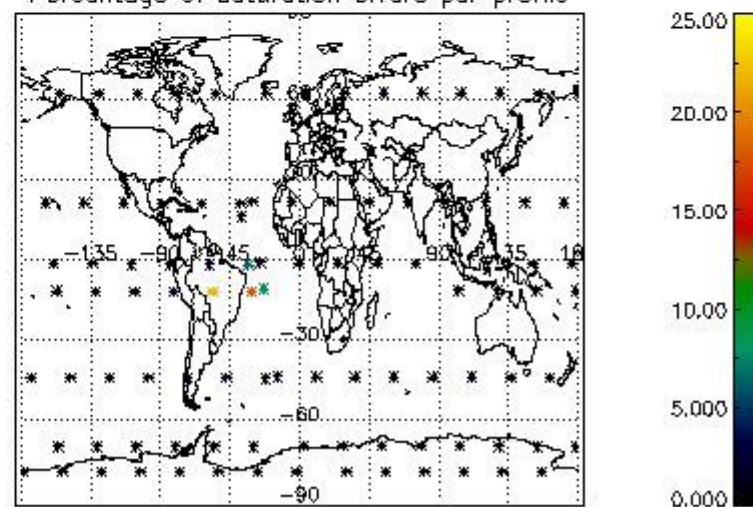
Percentage of datation errors per profile



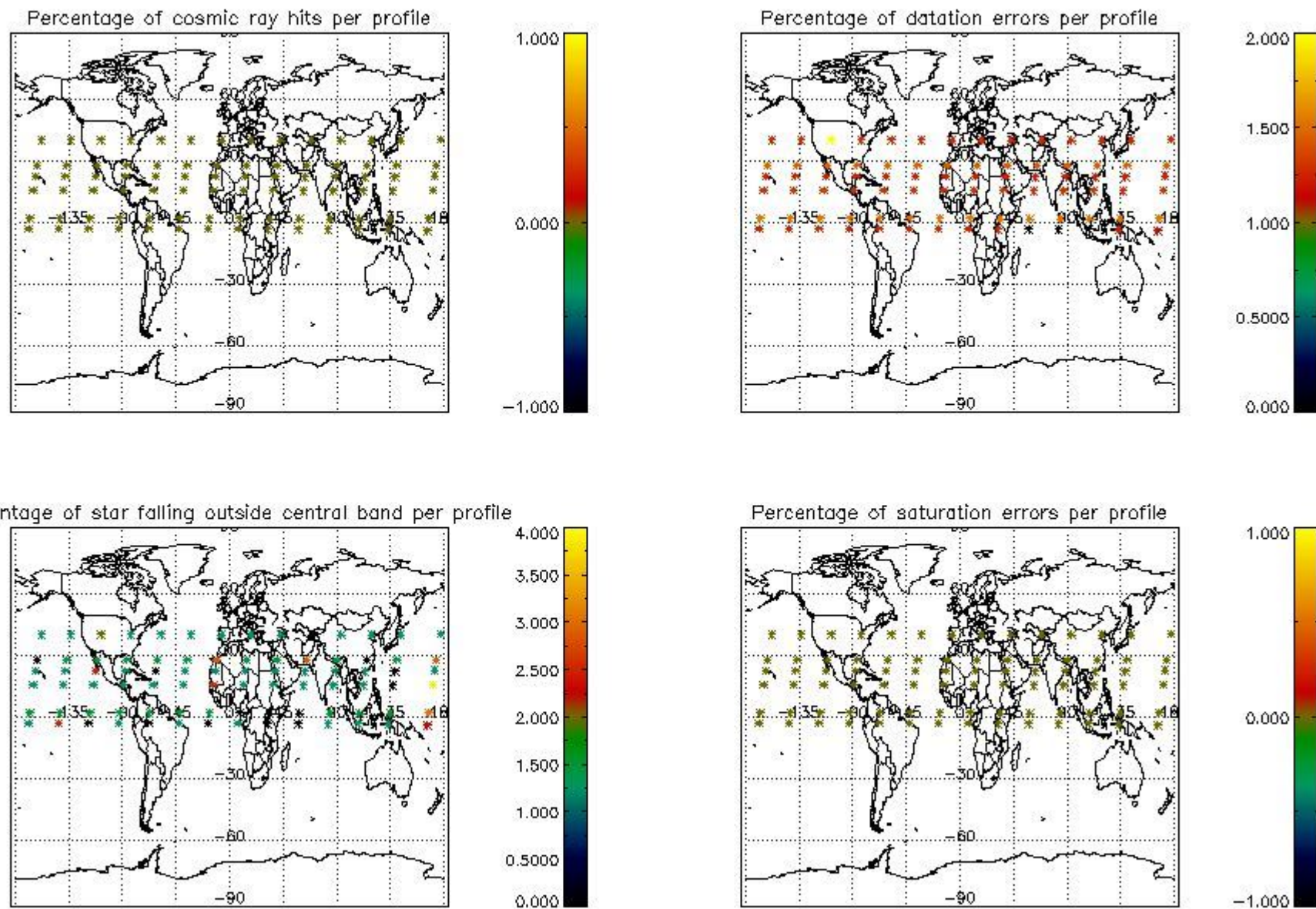
Percentage of star falling outside central band per profile



Percentage of saturation errors per profile



4.2.2 Plot level 1 quality information per product (world map): ENVISAT DESCENDING passes



5. Trace gas profiles

5.1 Ozone statistics based on quality of products

The final quality of the products can be "measured" using the STD (Standard Deviation) attached to every point profile. This information is written to the parameter GOM_NL__2P/NL_LOCAL_SPECIES_DENSITY/o3_std of the level 2 products. The table below shows the statistics for given STD ranges.

The statistics are given with respect to the overall valid production:

- Products without fatal errors: GOM_NL__2P/MPH/PRODUCT_ERR=0
- Valid point profile: GOM_NL__2P/NL_LOCAL_SPECIES_DENSITY/pcd(0)=0

The 'Criteria' is applied to valid points of dark limb products:

- Products in dark limb illumination condition: GOM_NL__2P/NL_SUMMARY_QUALITY/obs_ill_cond=0
- Products without fatal errors: GOM_NL__2P/MPH/PRODUCT_ERR=0
- Valid point profile: GOM_NL__2P/NL_LOCAL_SPECIES_DENSITY/pcd(0)=0

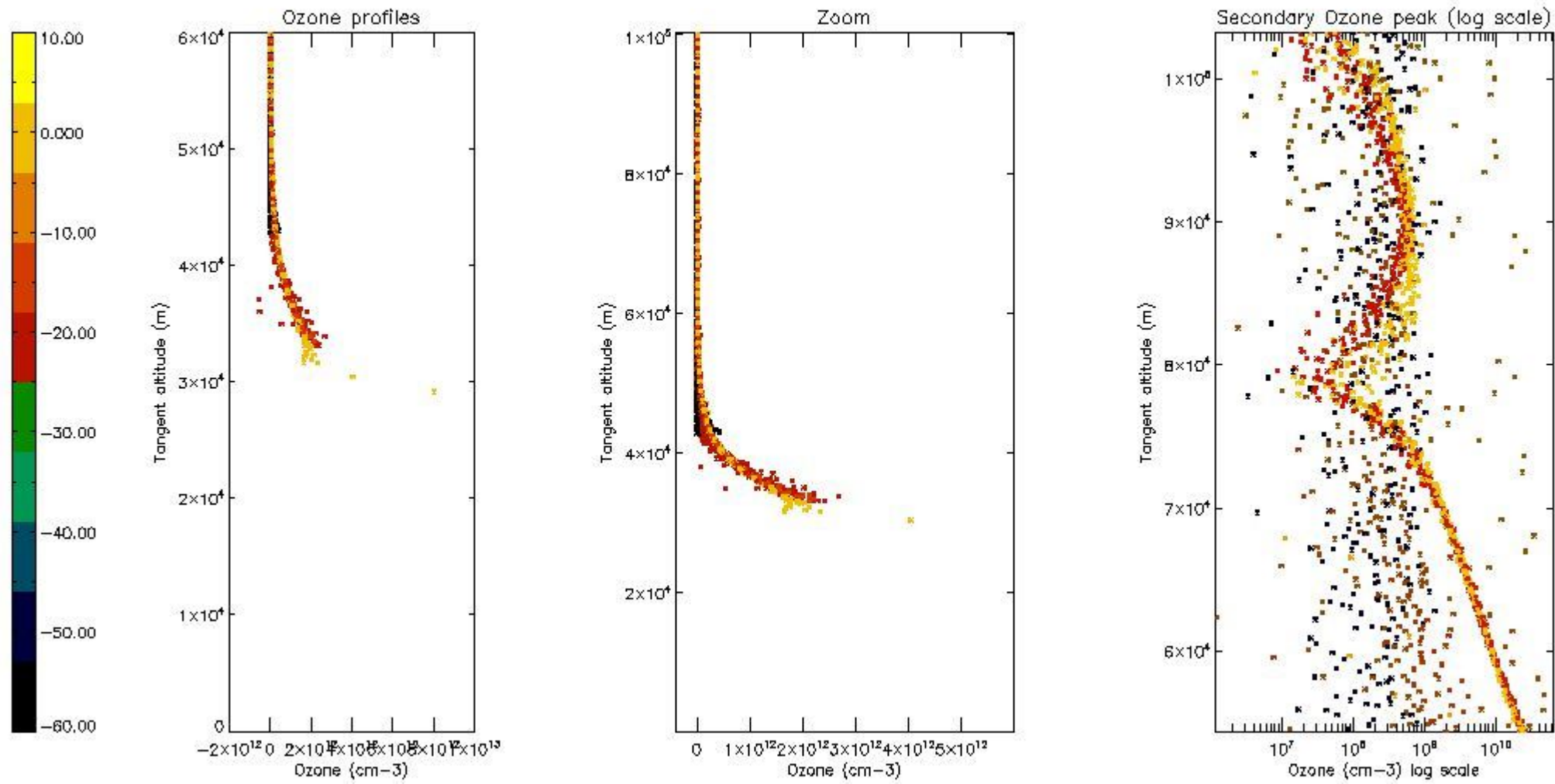
So, the table below shows the percentage of dark limb and valid observations for each criteria with respect to the overall valid daily observations.

Criteria	% of total production
All STD	33
STD < 20	13

STD < 10	11
STD < 5	8

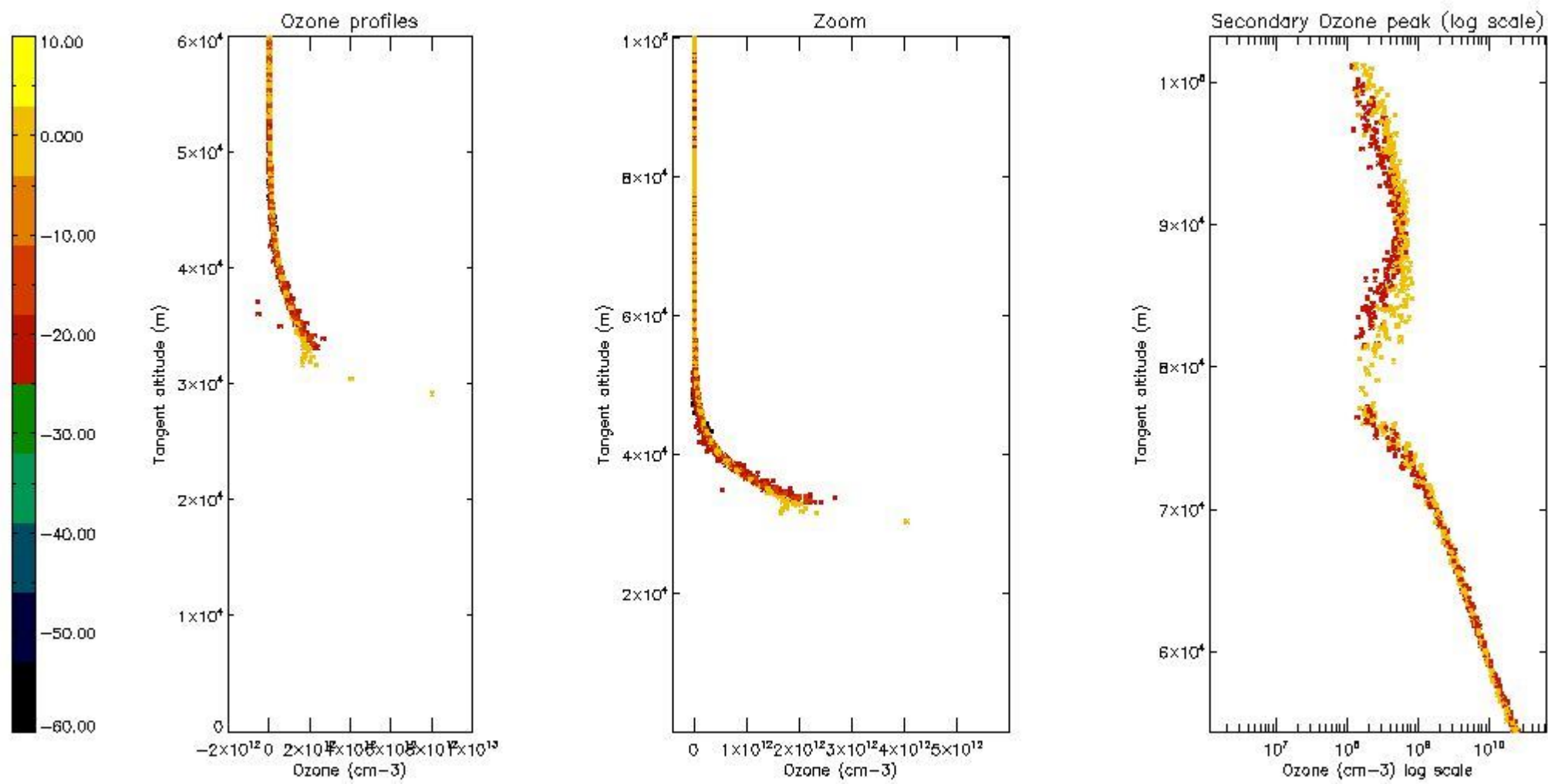
5.2 Plot ozone profiles for all STD (dark without errors)

The colorbar represents the latitude.



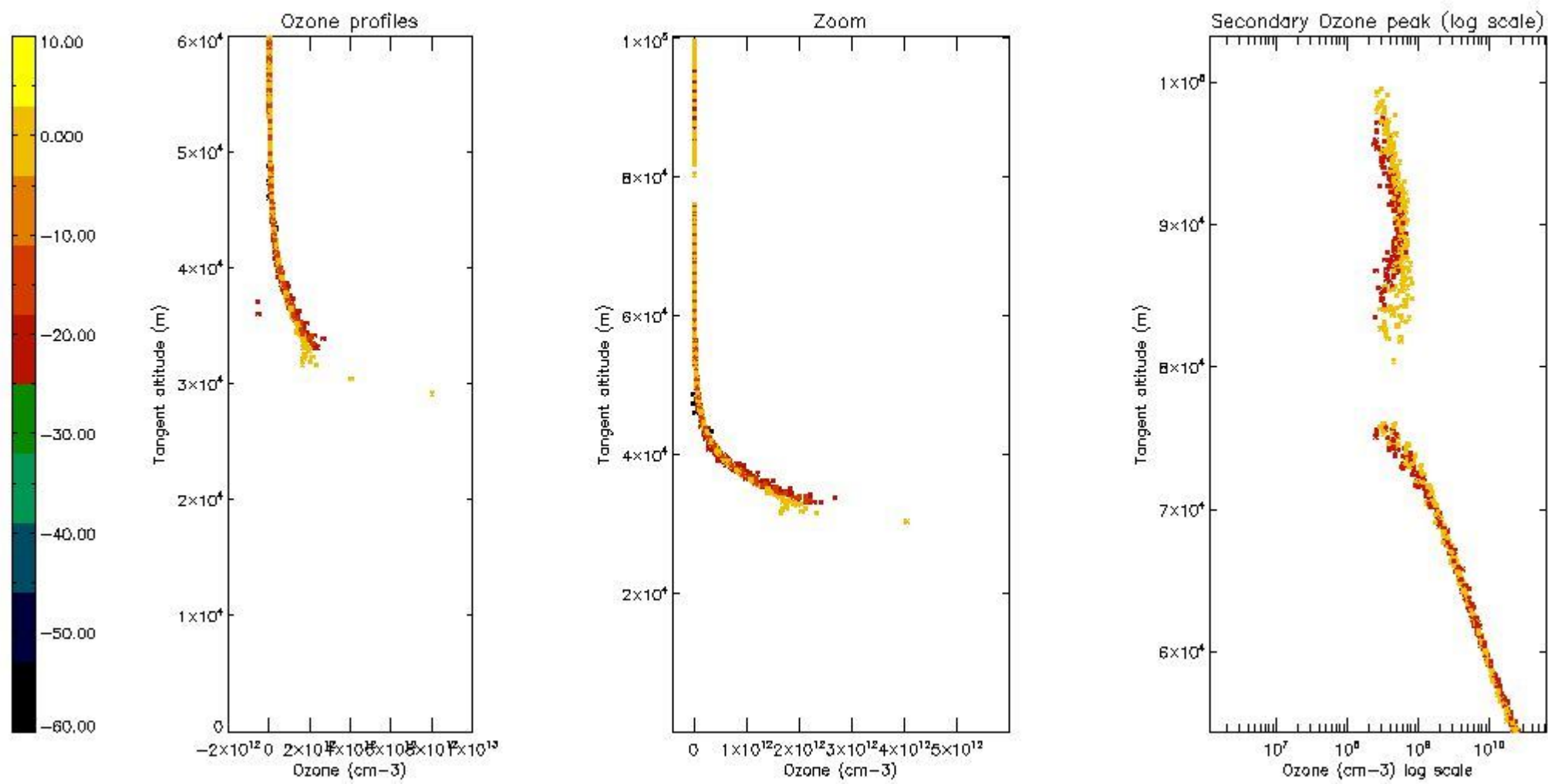
5.3 Plot ozone profiles where STD < 20% (dark without errors)

The colorbar represents the latitude.



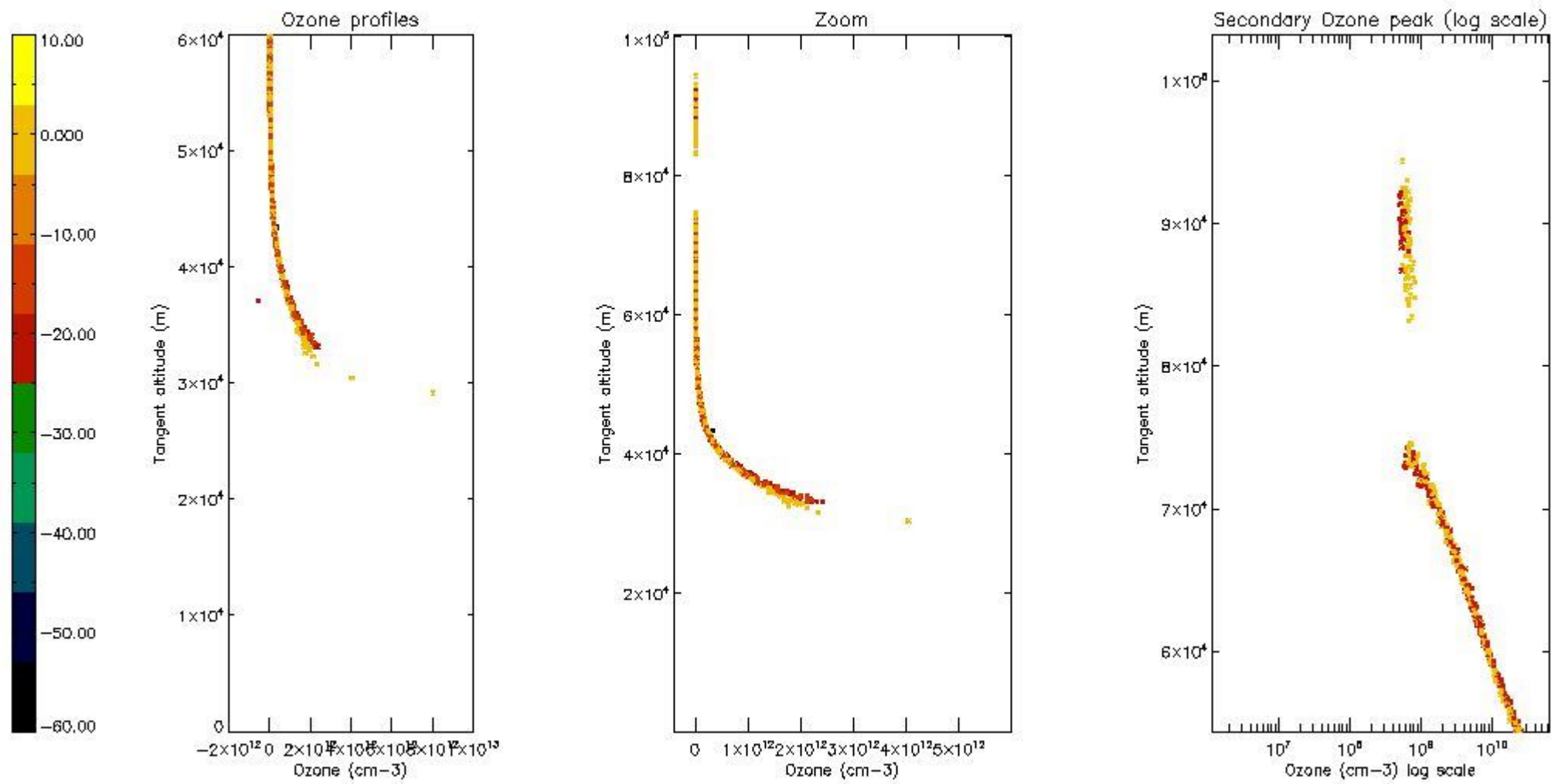
5.4 Plot ozone profiles where STD < 10% (dark without errors)

The colorbar represents the latitude.



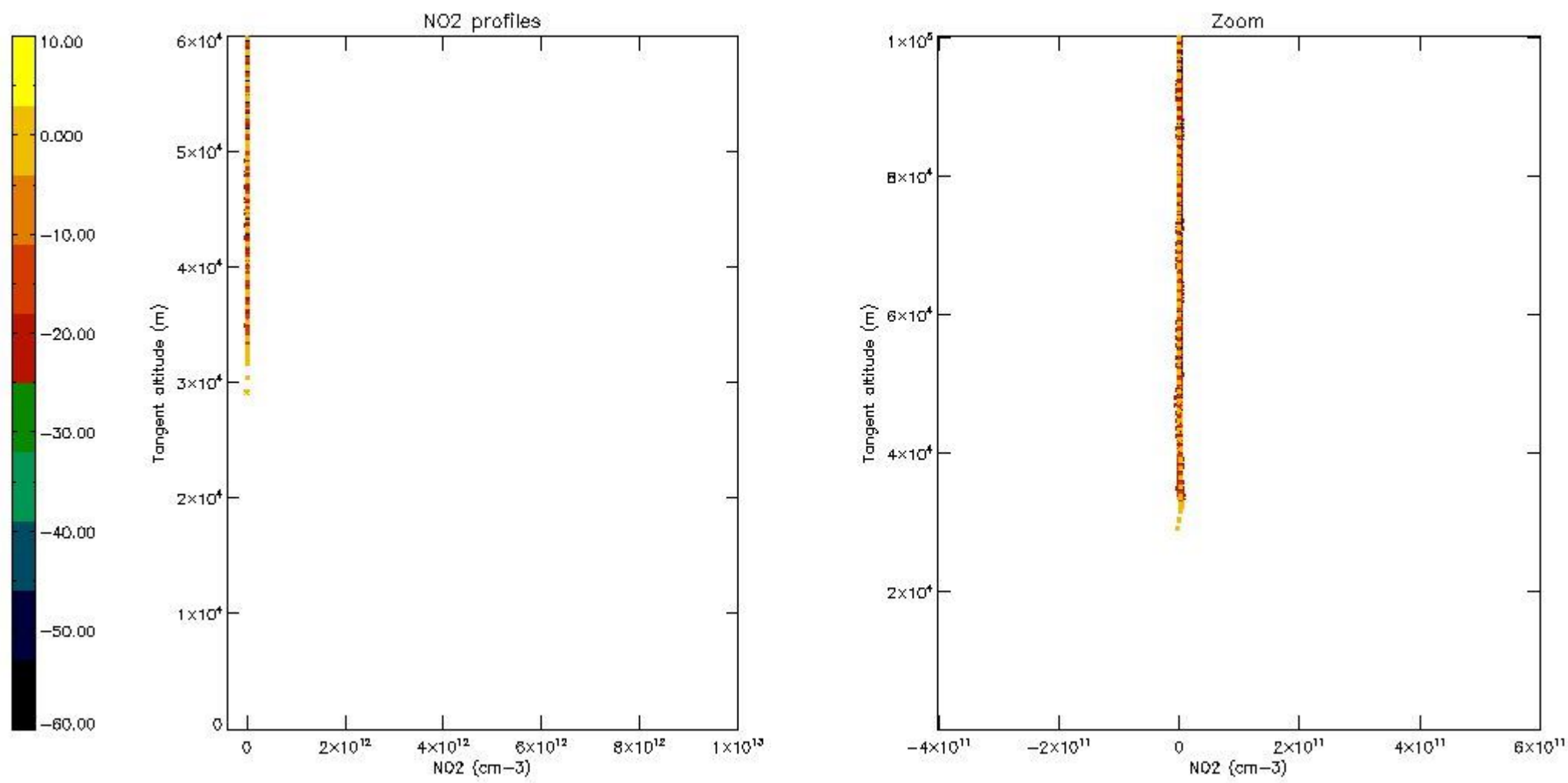
5.5 Plot ozone profiles where STD < 5% (dark without errors)

The colorbar represents the latitude.



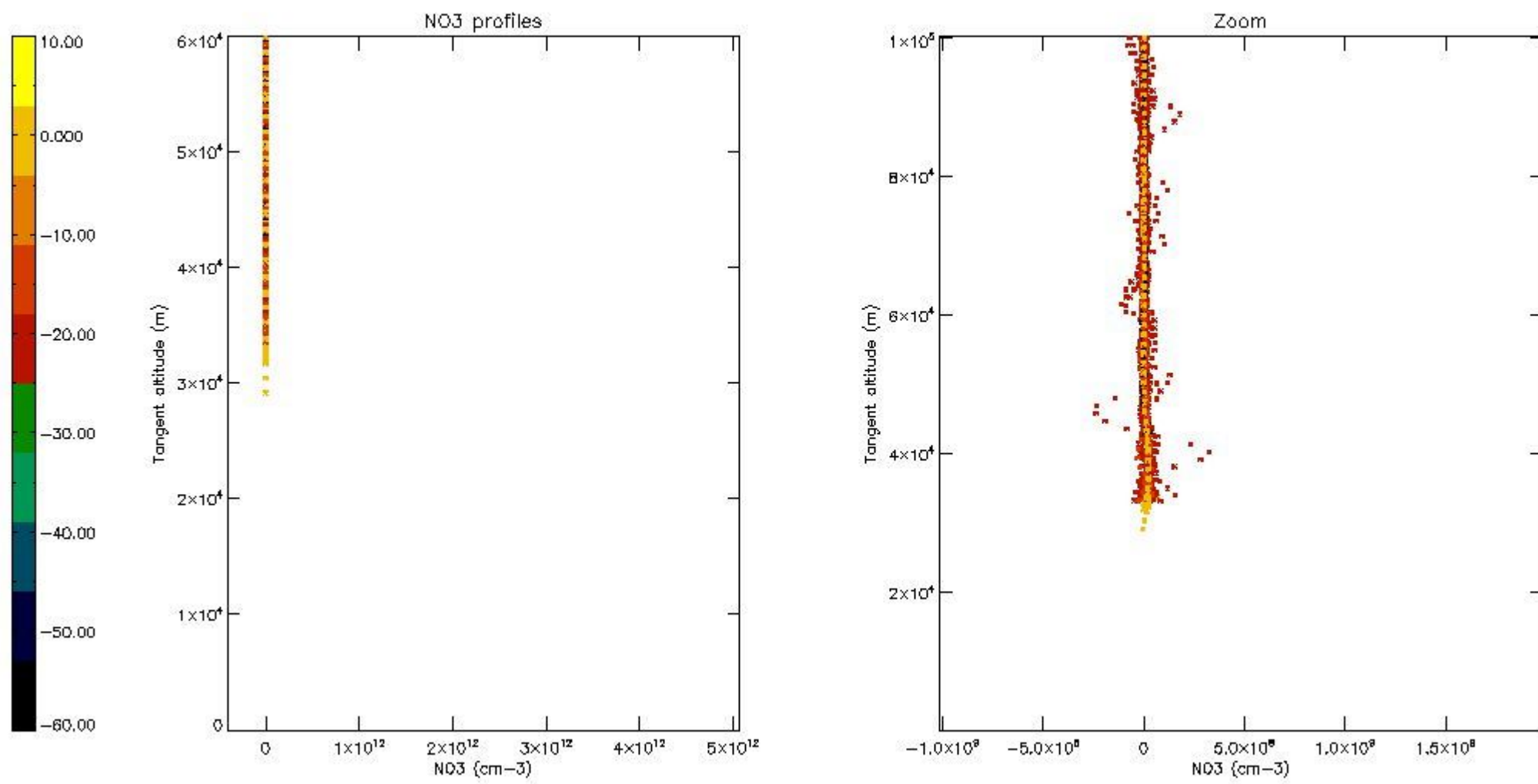
5.6 Plot NO₂ profiles for all STD (dark without errors)

The colorbar represents the latitude.



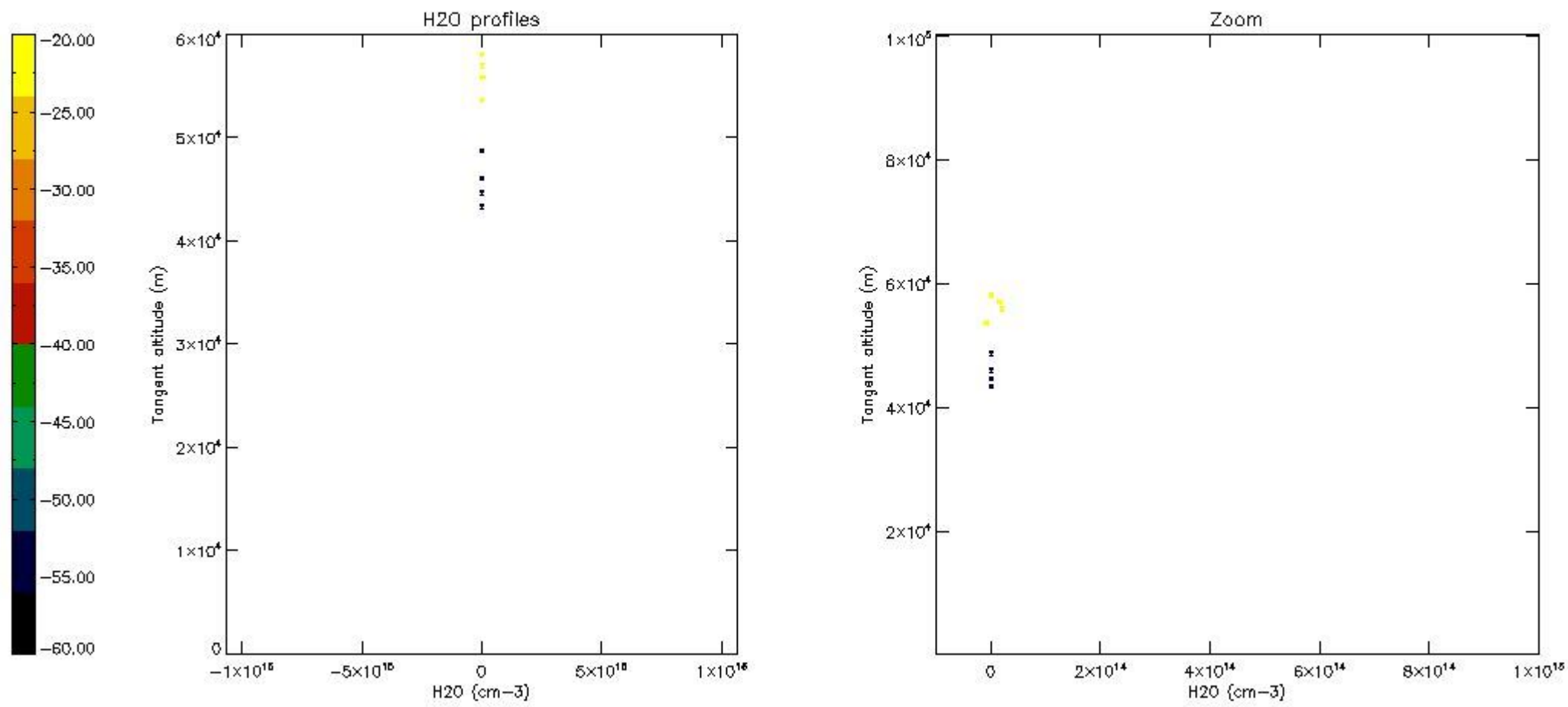
5.7 Plot NO3 profiles for all STD (dark without errors)

The colorbar represents the latitude.



5.8 Plot H₂O profiles for all STD (only for occultations of stars 1,2,3,4,13,14,16,26,63 dark without errors)

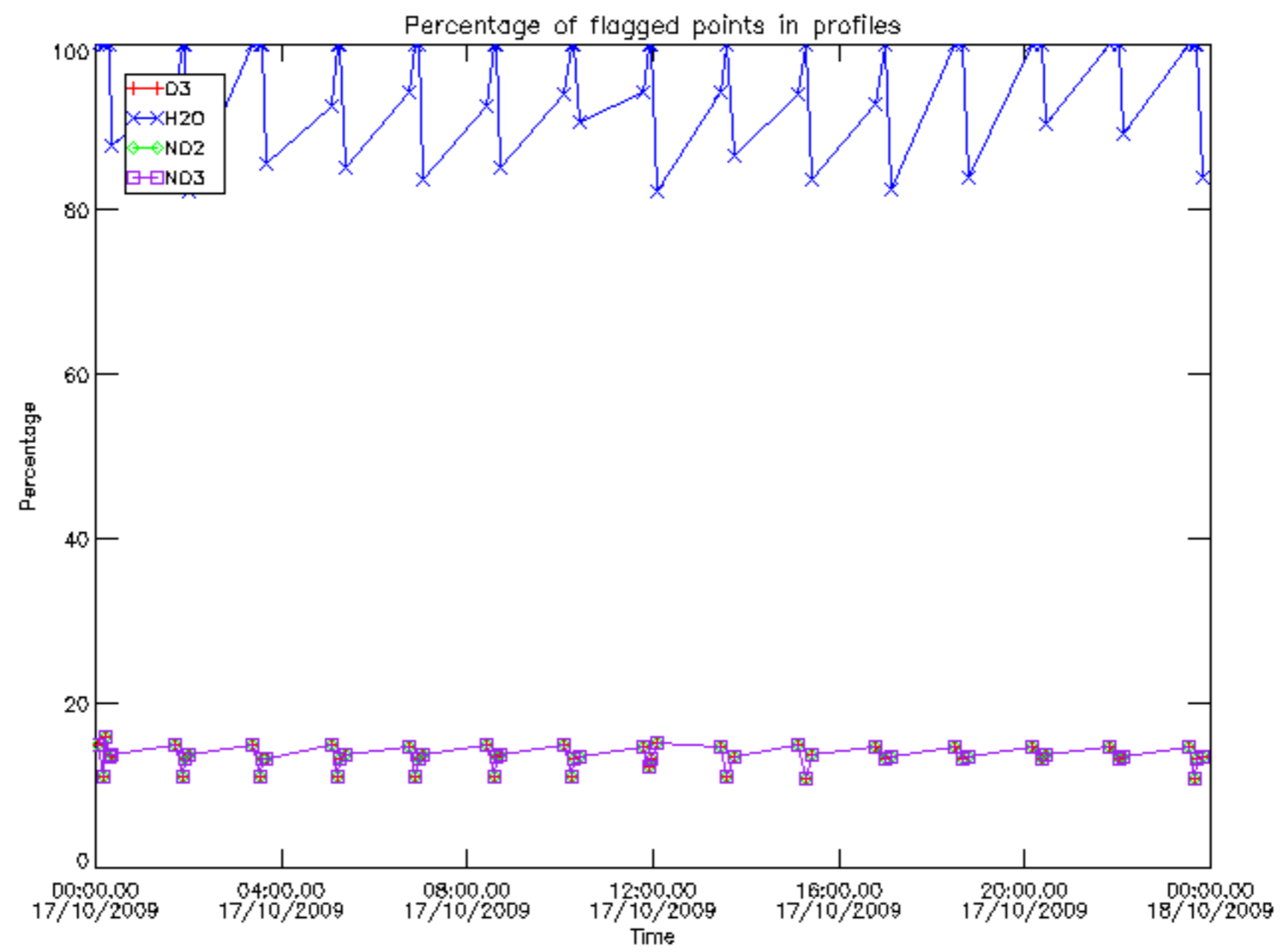
The colorbar represents the latitude.



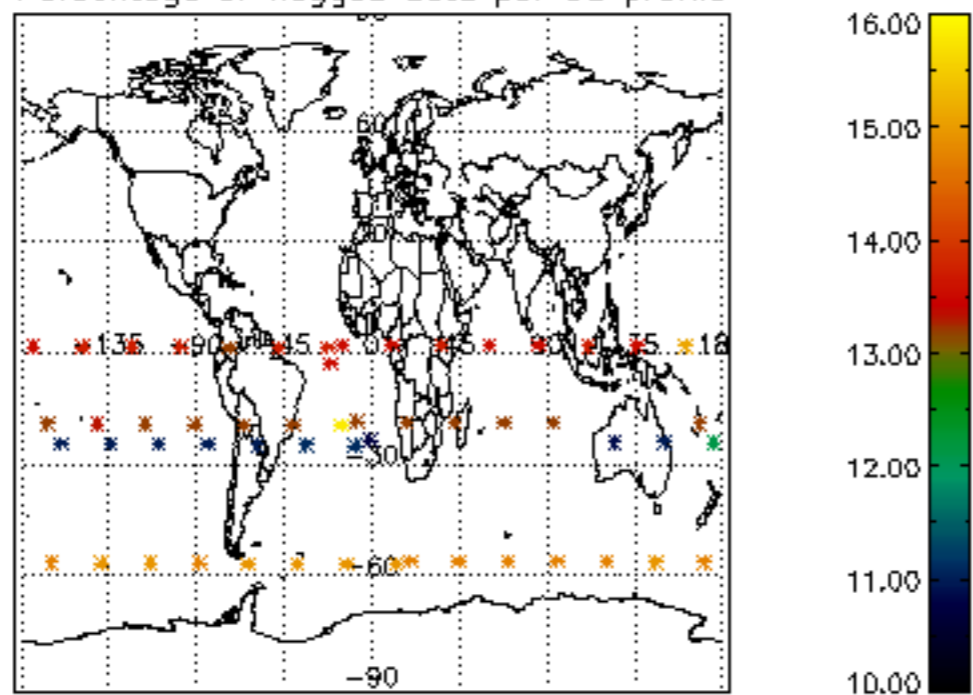
6. Auxiliary Data Files used for the production reported in section 2

The number reported in the third column indicates since which file (see list in section 2) the corresponding auxiliary file has been used. The fourth column is the date of those product files.

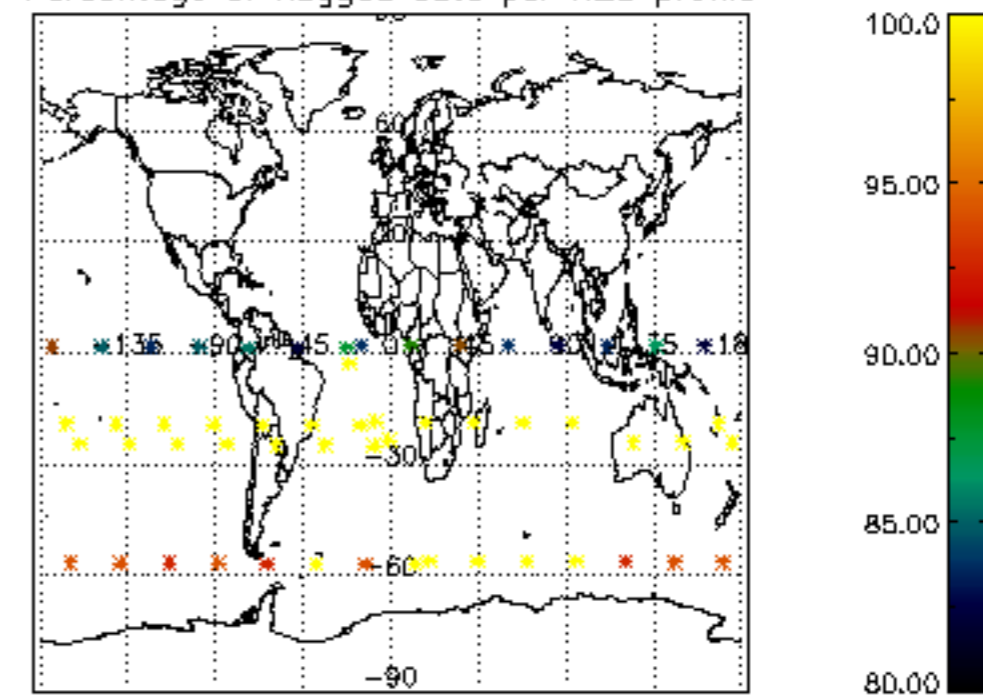
Type	Auxiliary Filename	Used since product	Used since product date
INST_PHYS_CHARACTERISTICS	GOM_INS_AXVIEC20091111_143220_20030716_120000_20500101_000000	1	17-OCT-2009 00:02:00
LEVEL-2_PROC_CONFIG	GOM_PR2_AXVIEC20091111_152718_20020301_000000_20500101_000000	1	17-OCT-2009 00:02:00
CROSS_SECTIONS_FILE	GOM_CRS_AXVIEC20091111_154832_20020301_000000_20500101_000000	1	17-OCT-2009 00:02:00



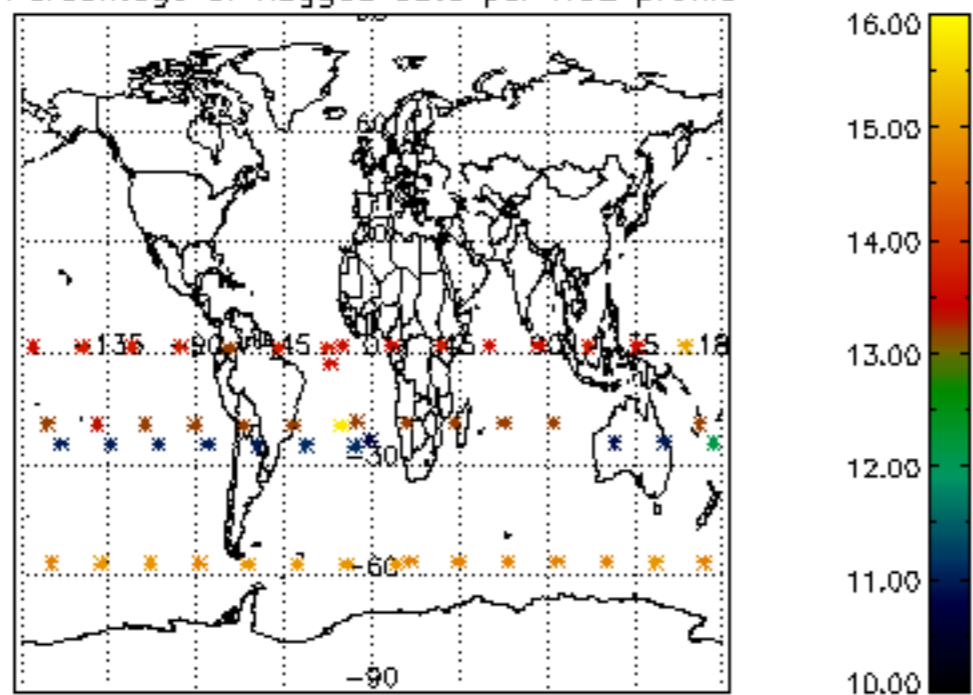
Percentage of flagged data per D3 profile



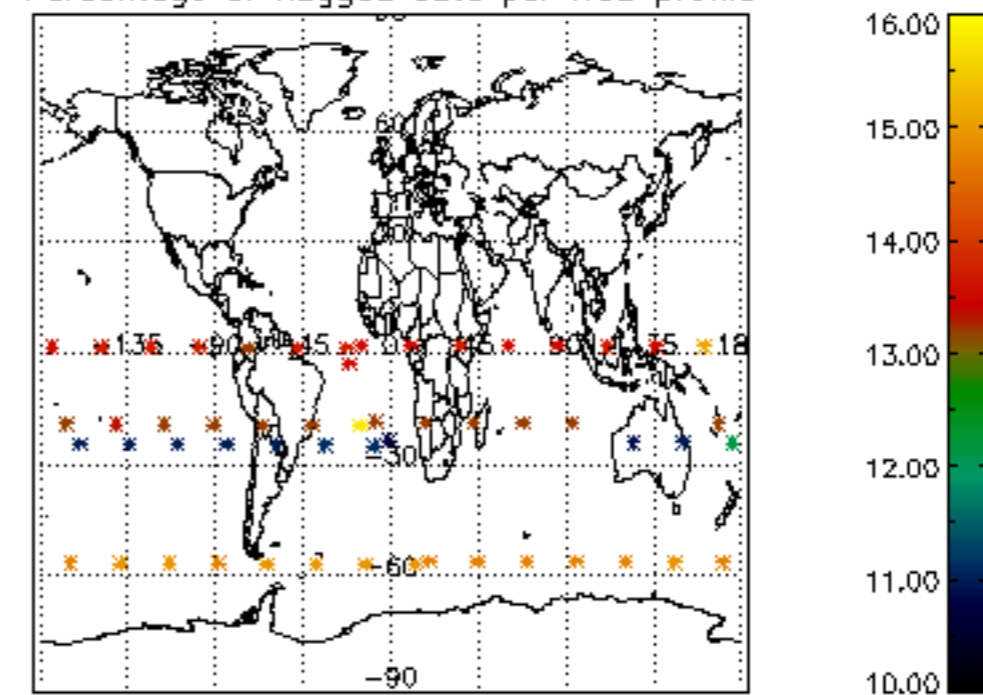
Percentage of flagged data per H2O profile

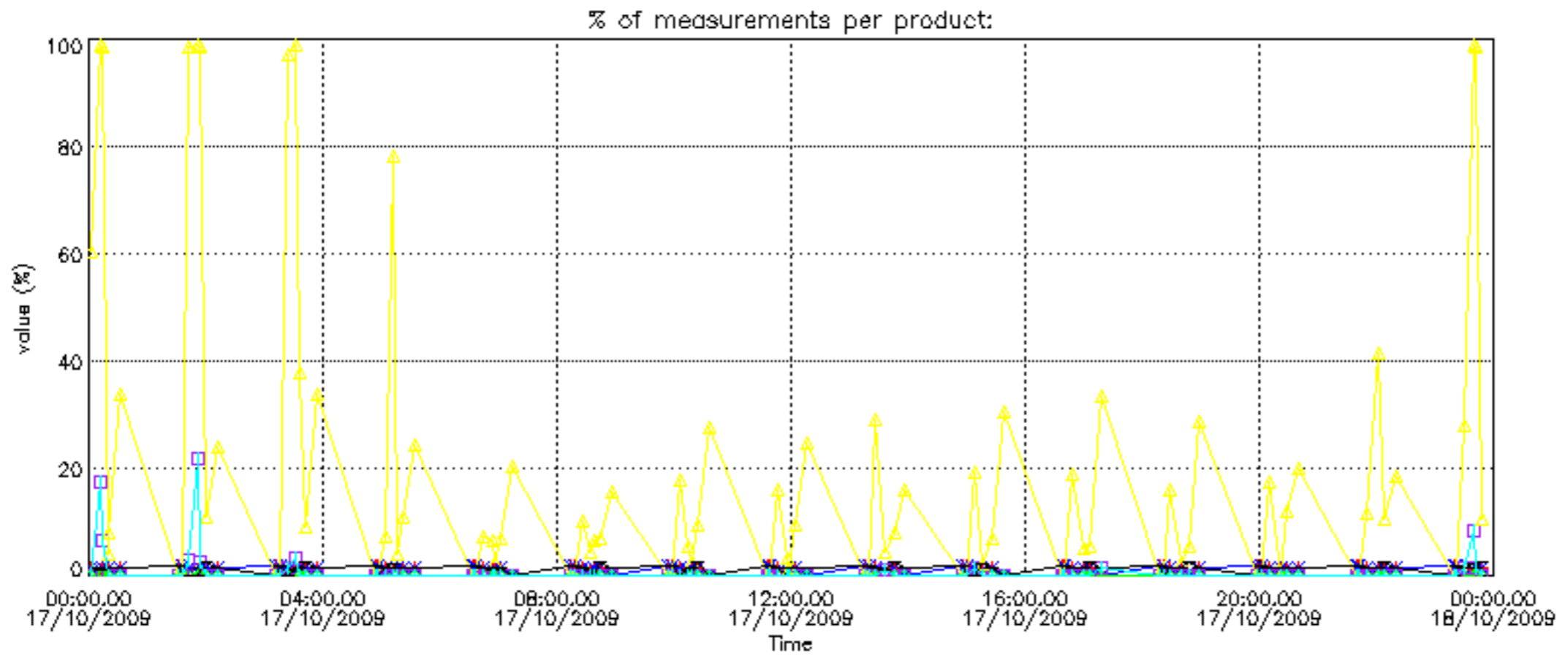


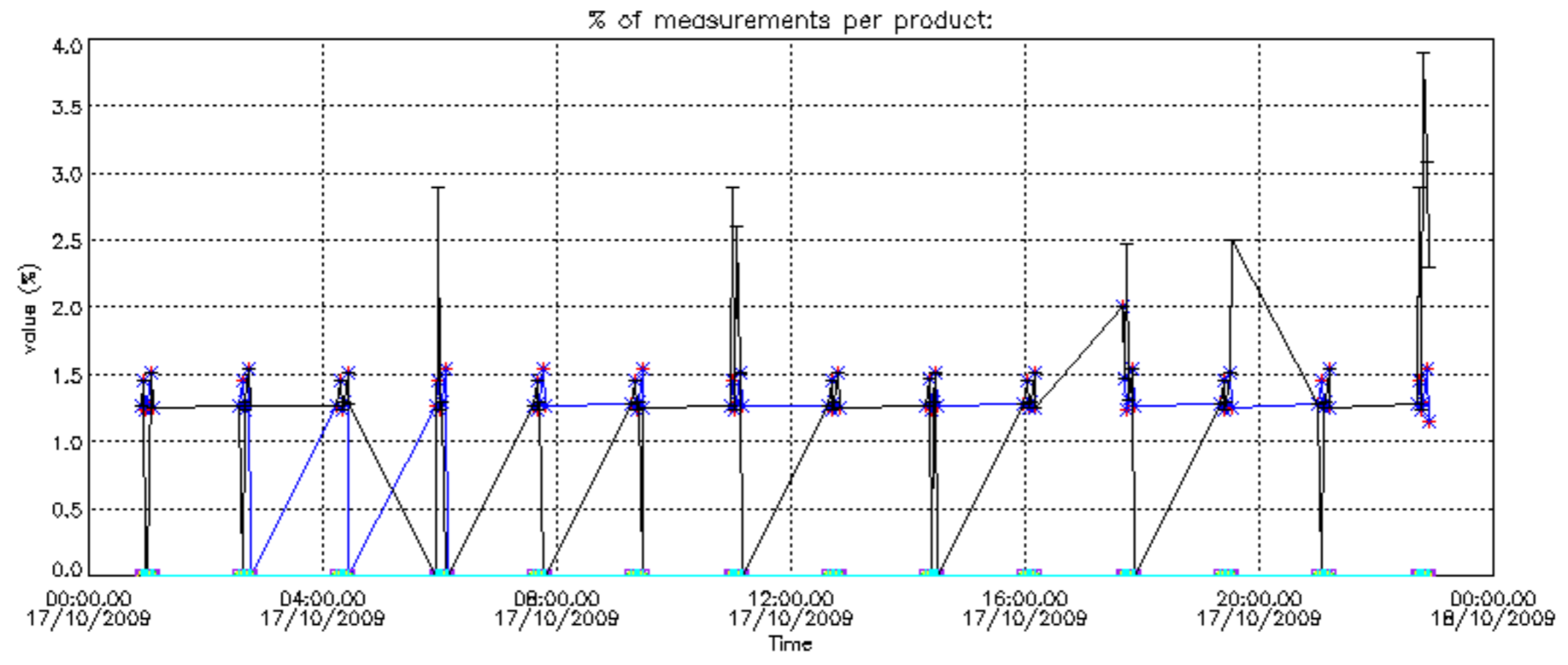
Percentage of flagged data per NO2 profile



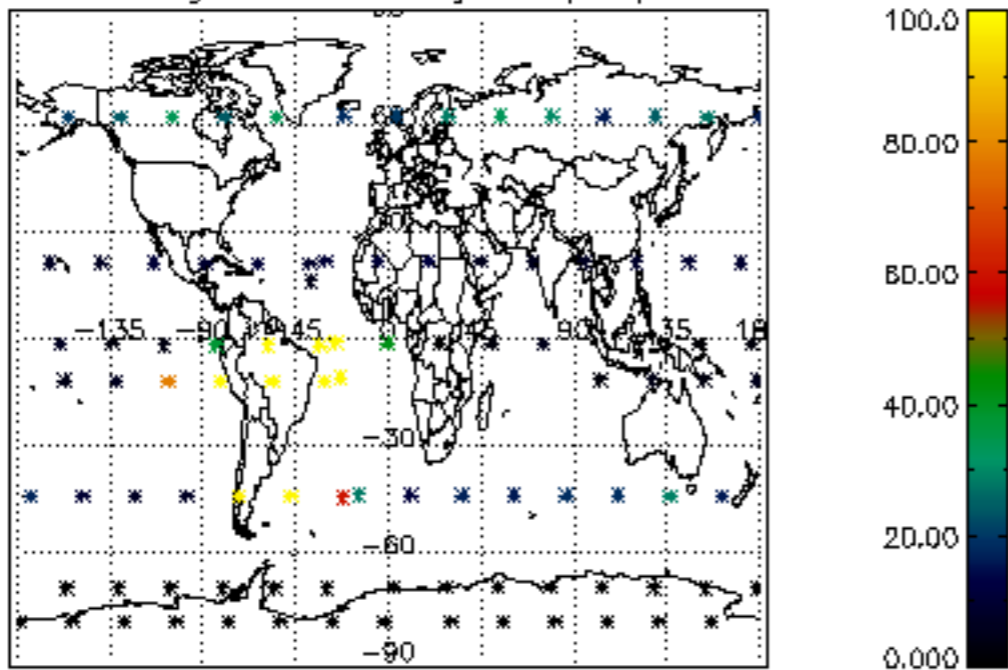
Percentage of flagged data per NO3 profile



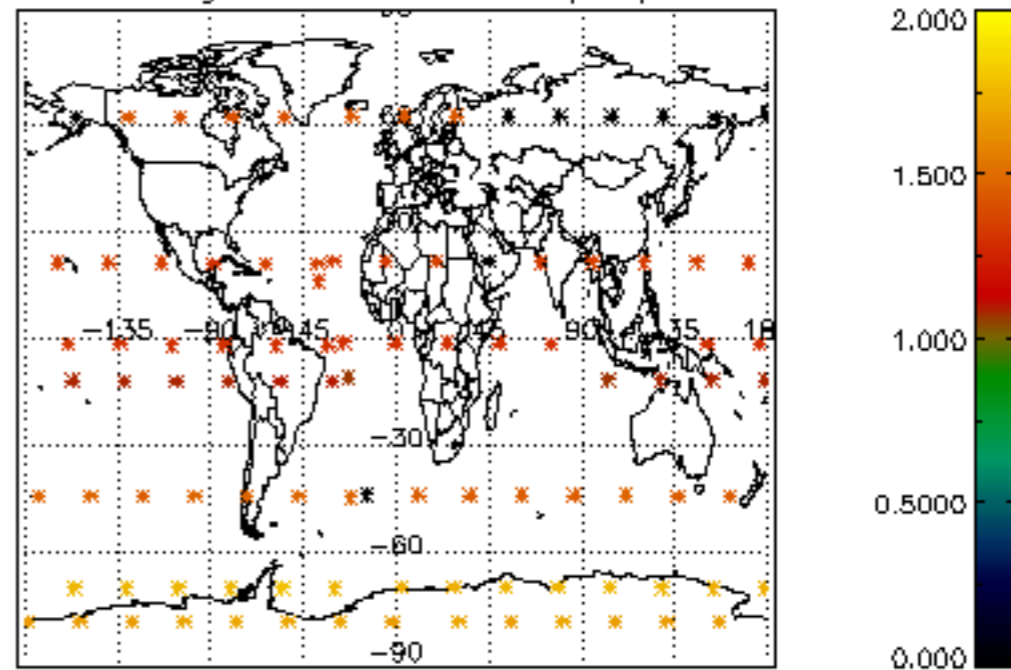




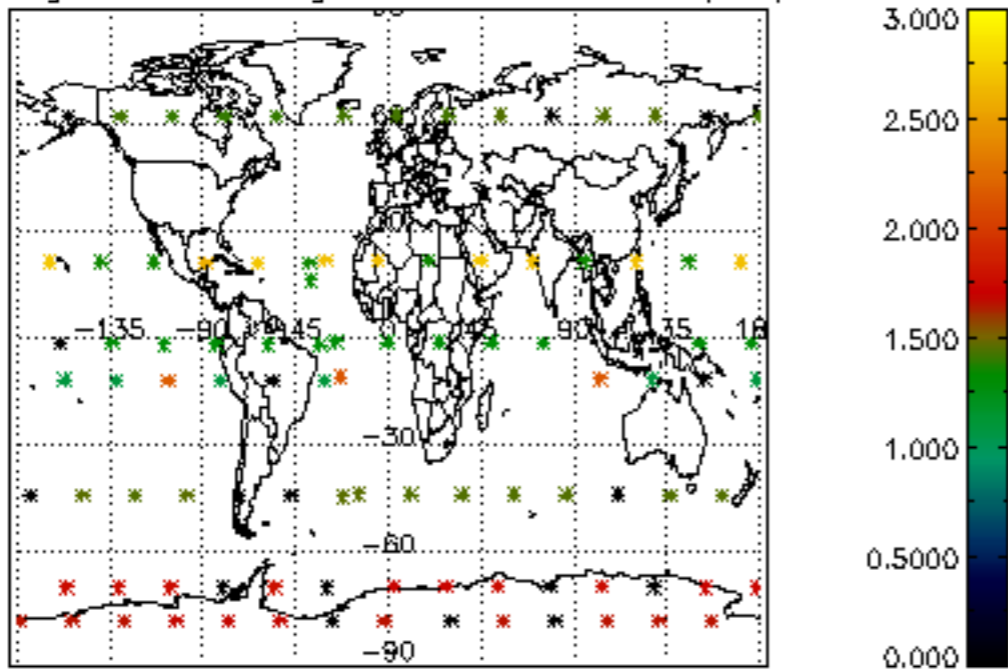
Percentage of cosmic ray hits per profile



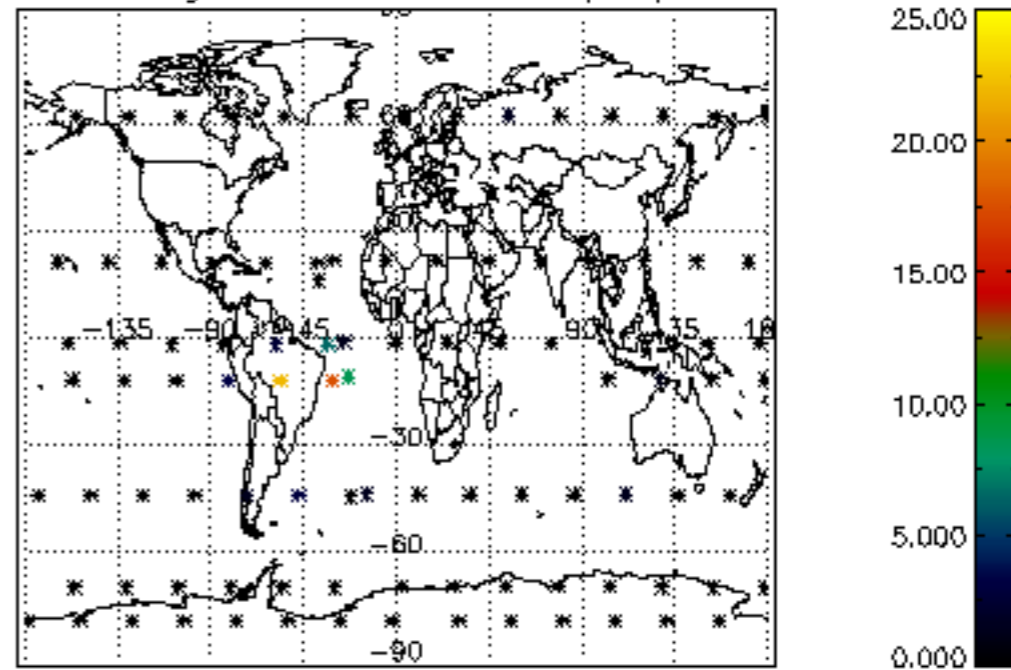
Percentage of datation errors per profile



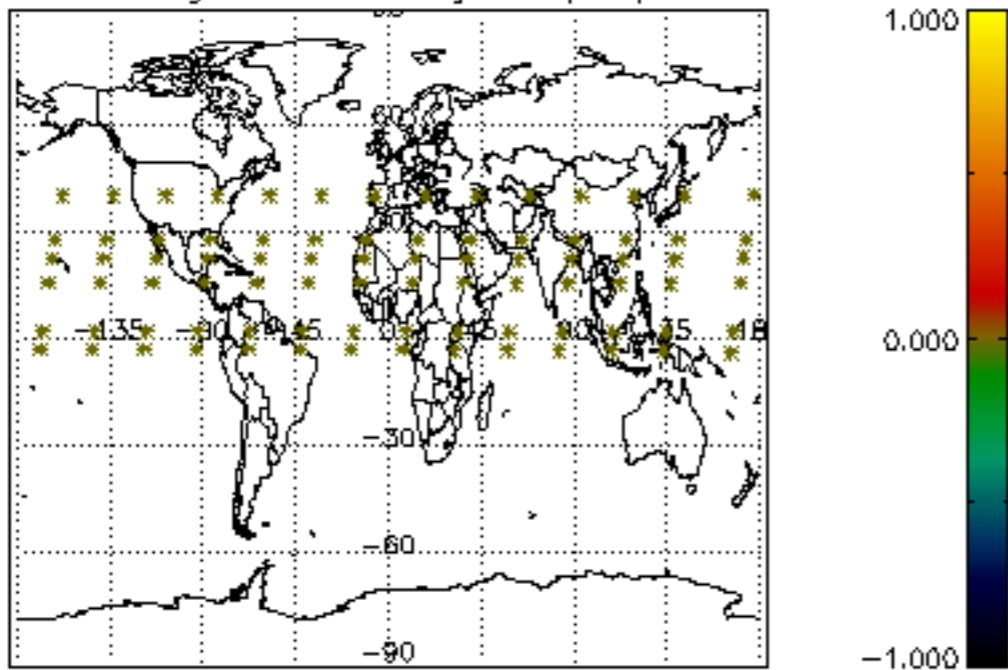
Percentage of star falling outside central band per profile



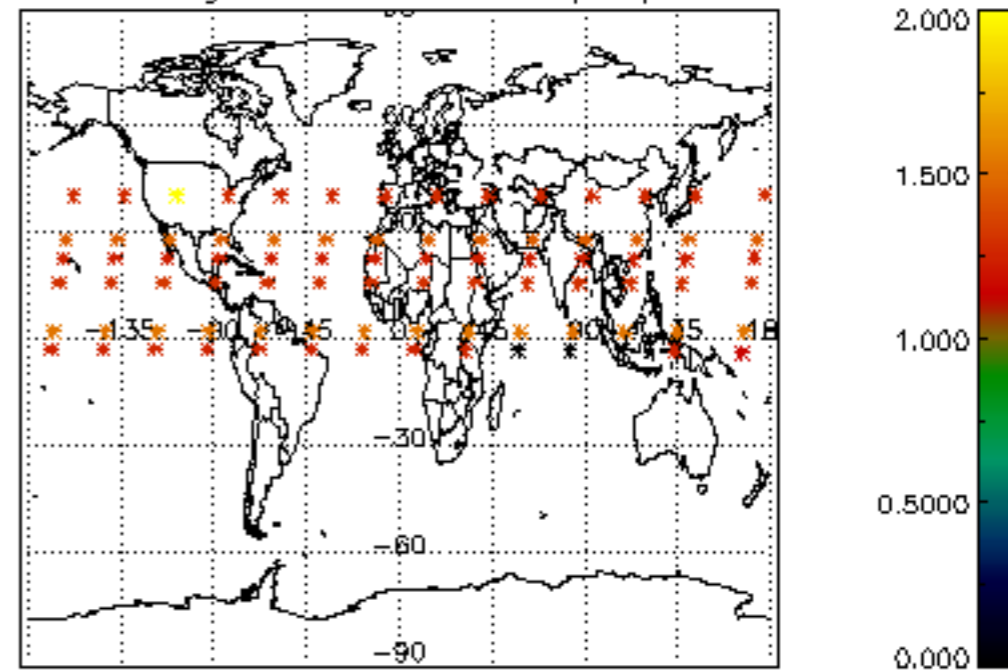
Percentage of saturation errors per profile



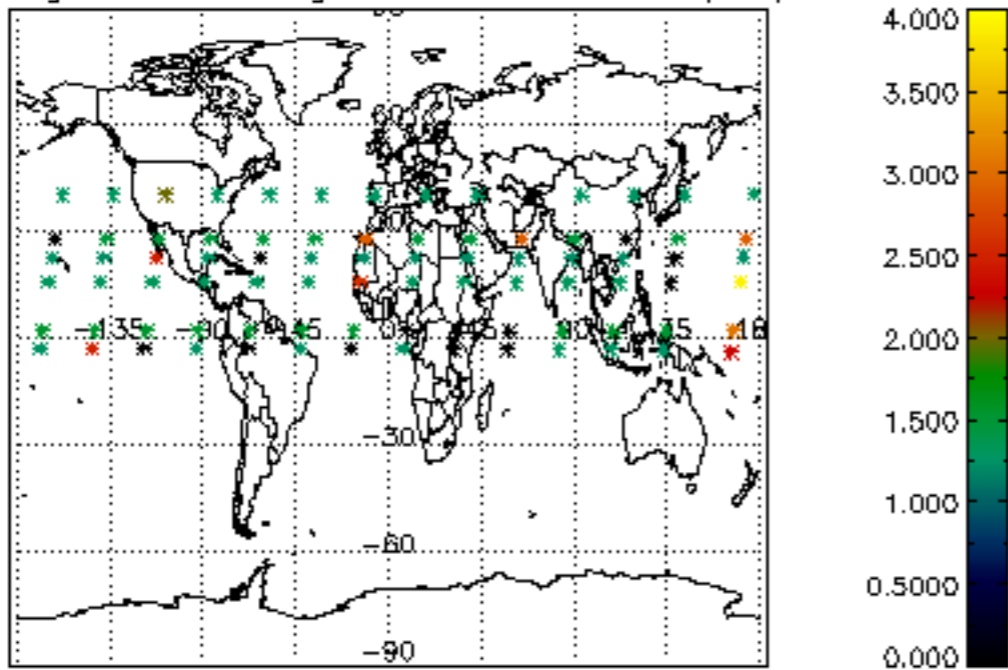
Percentage of cosmic ray hits per profile



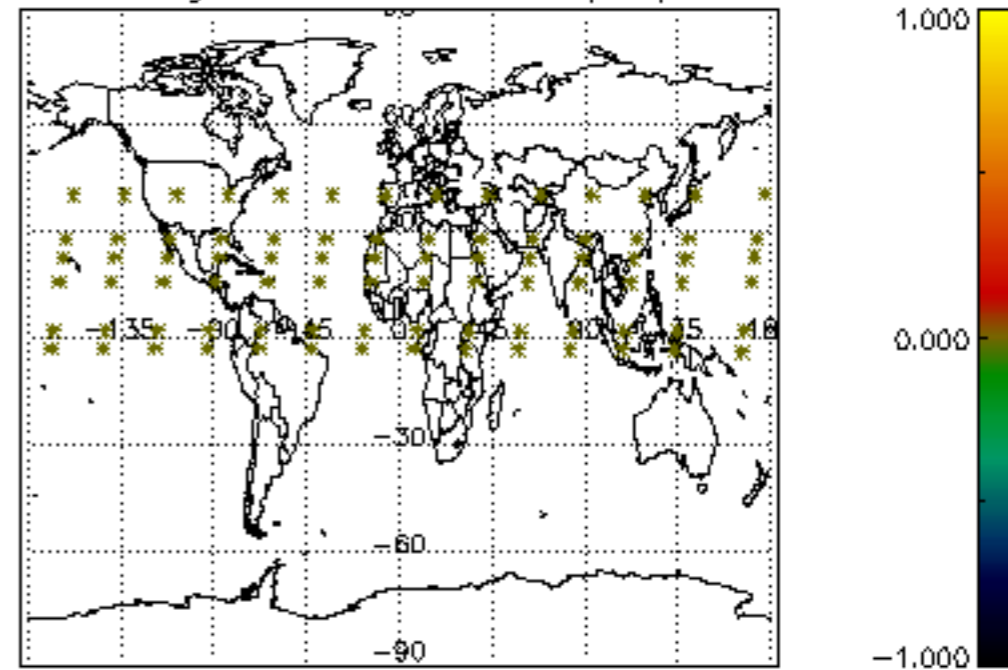
Percentage of datation errors per profile

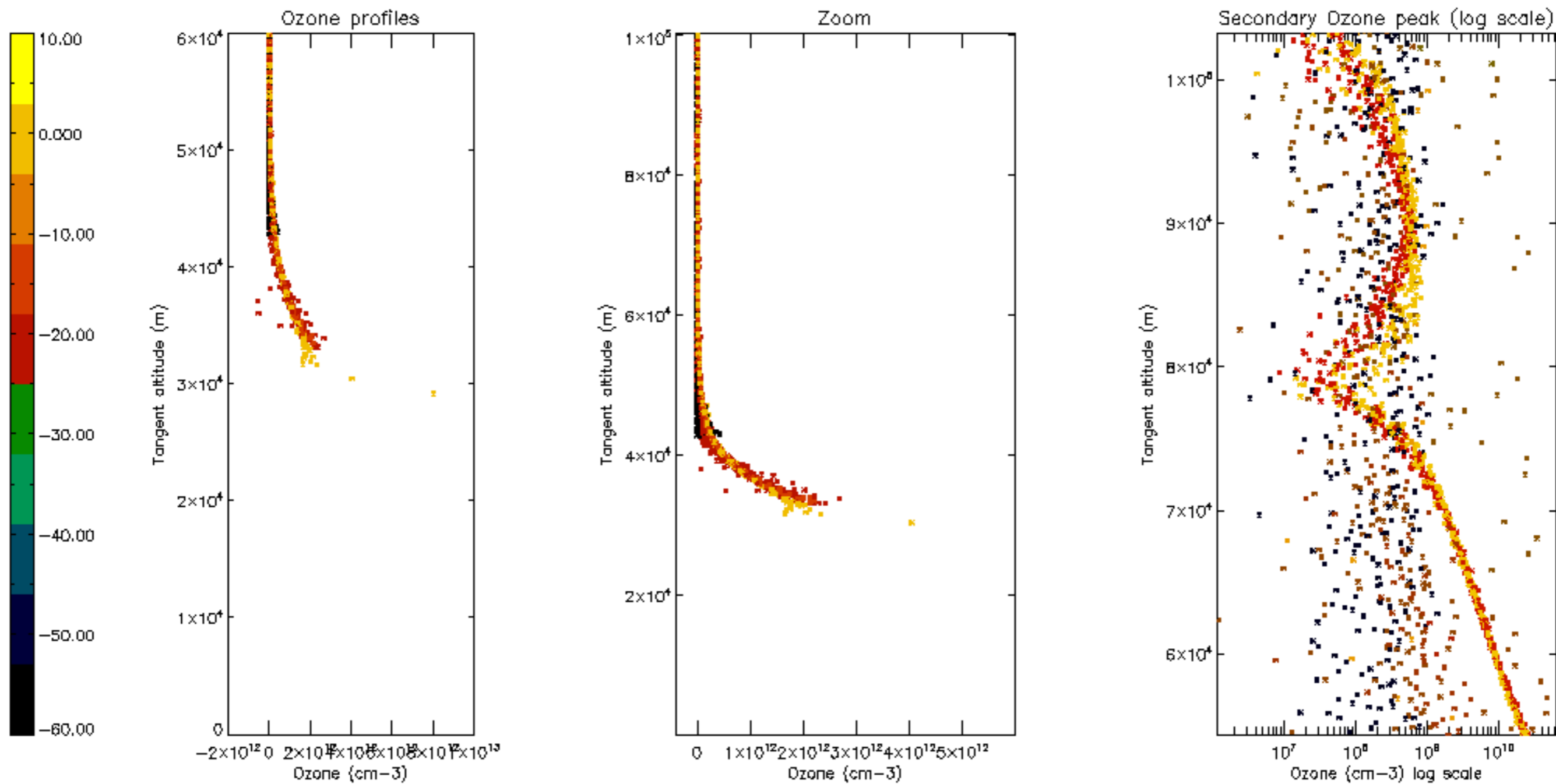


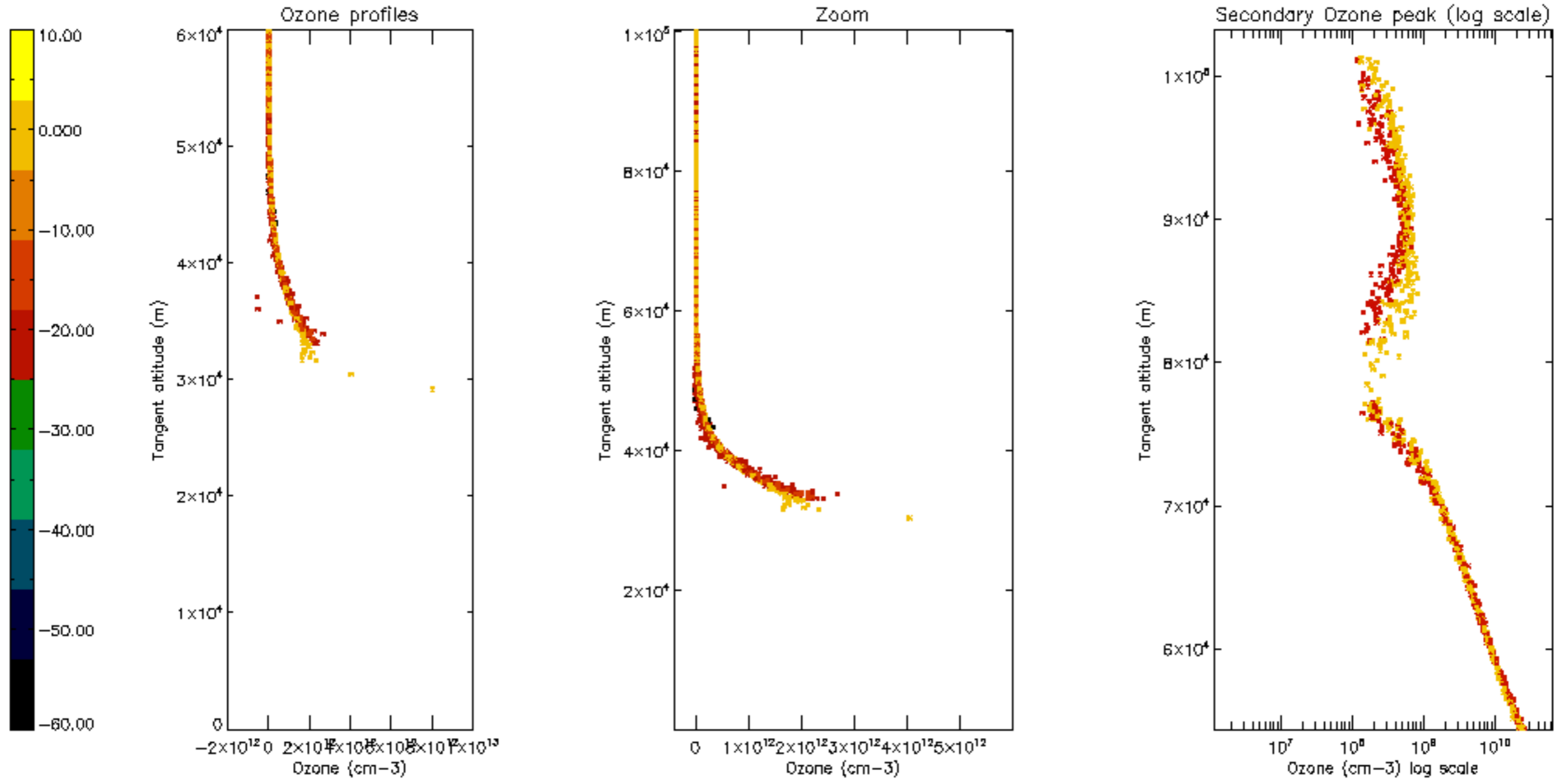
Percentage of star falling outside central band per profile

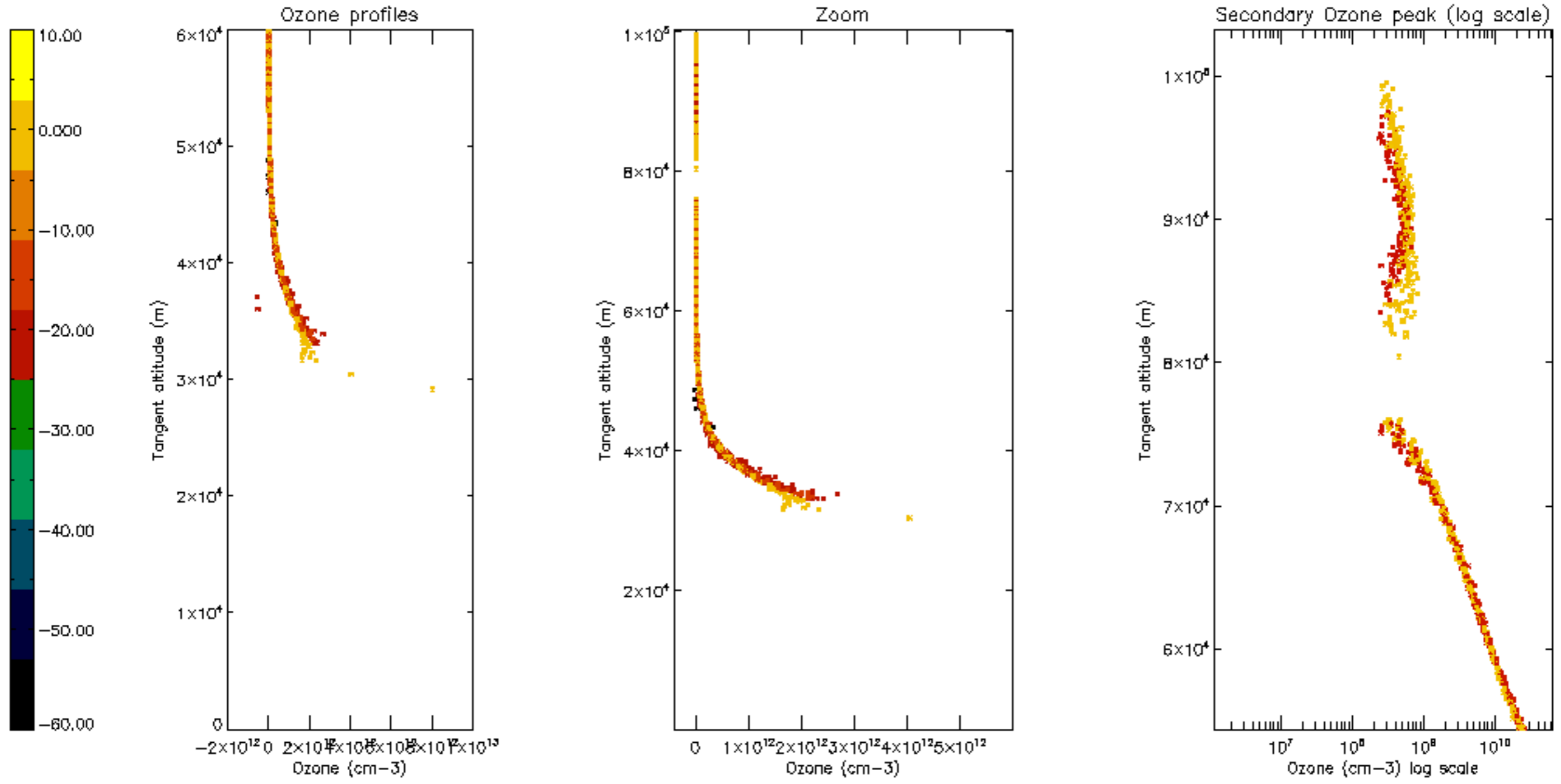


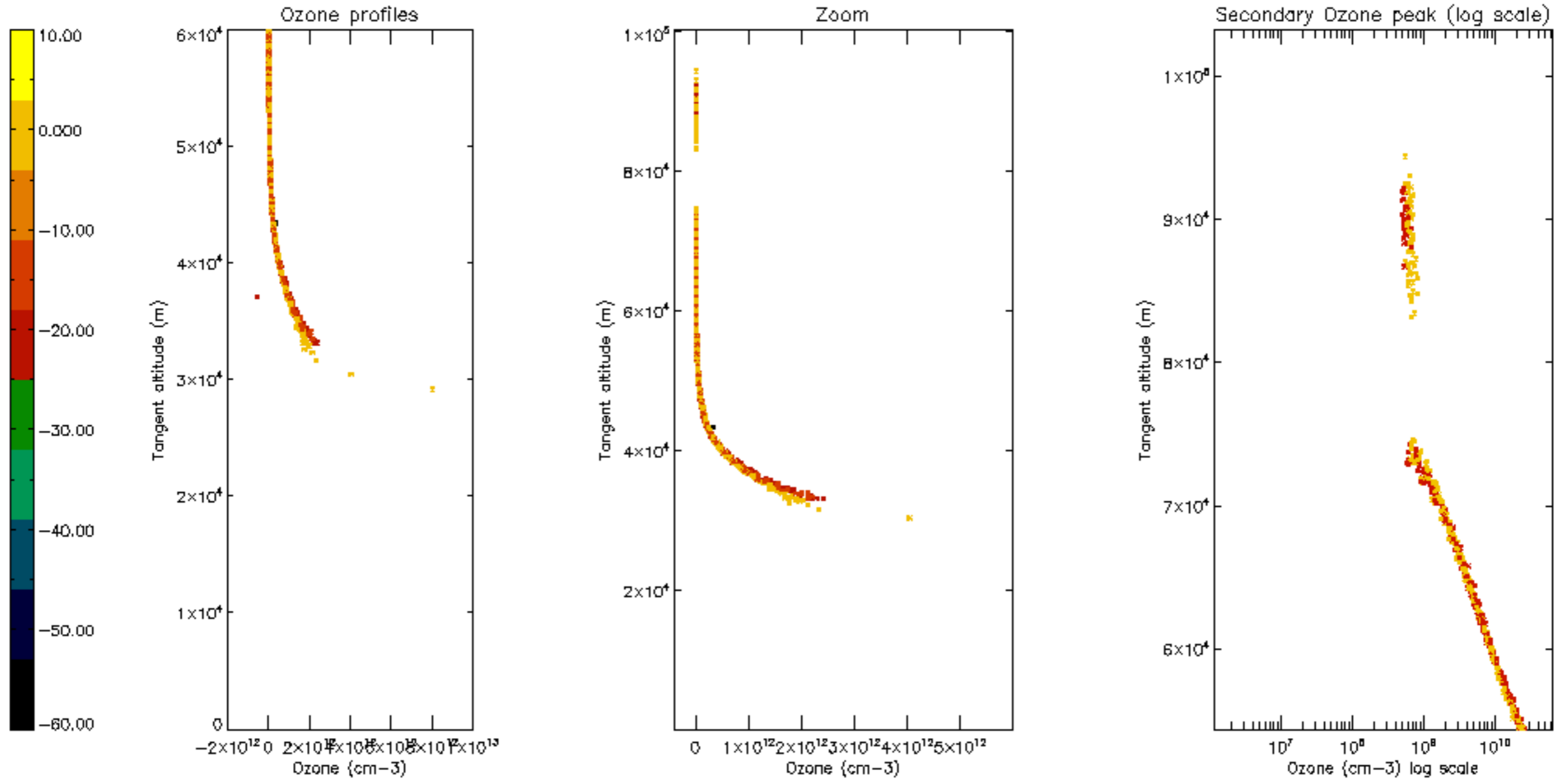
Percentage of saturation errors per profile

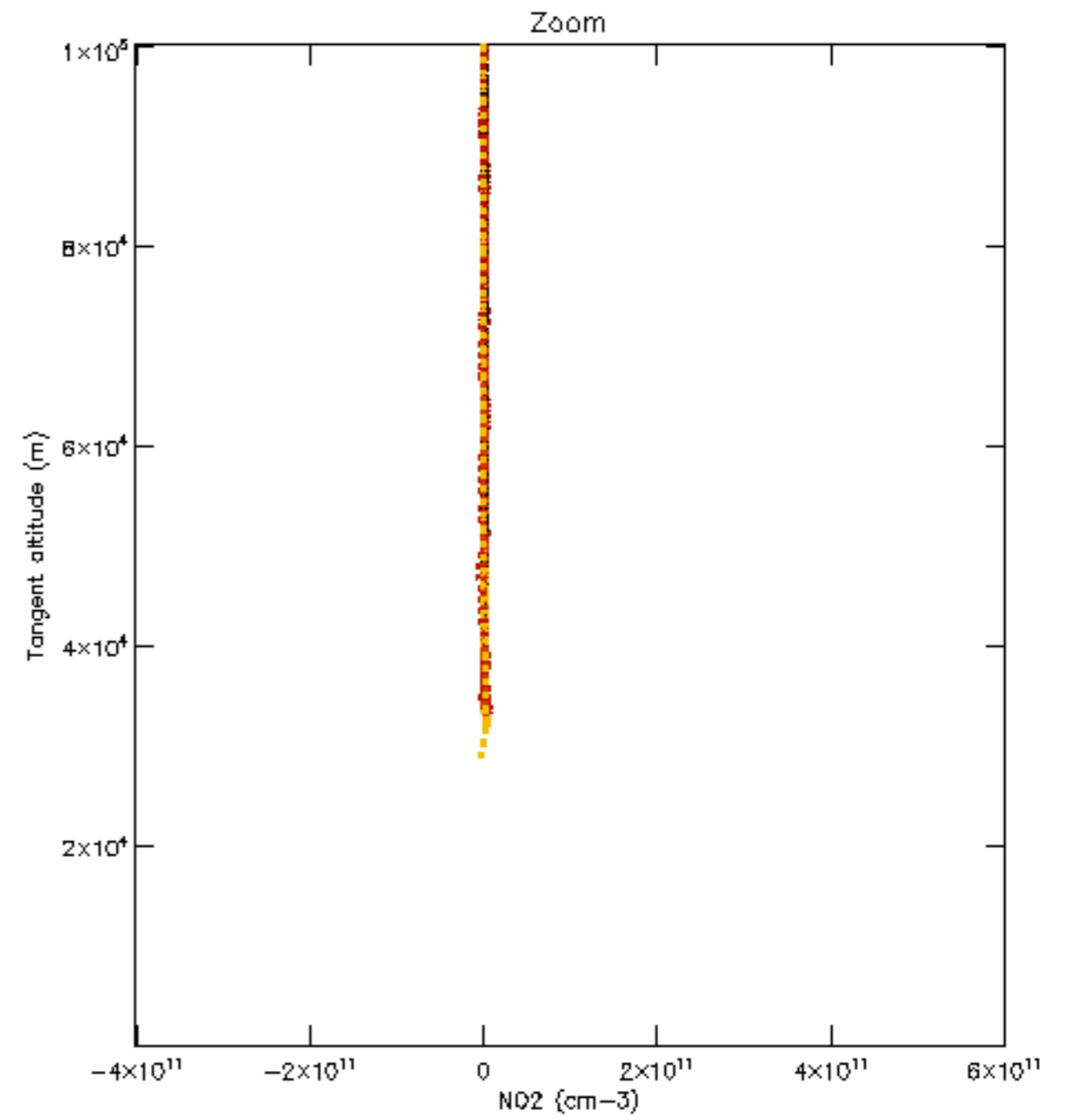
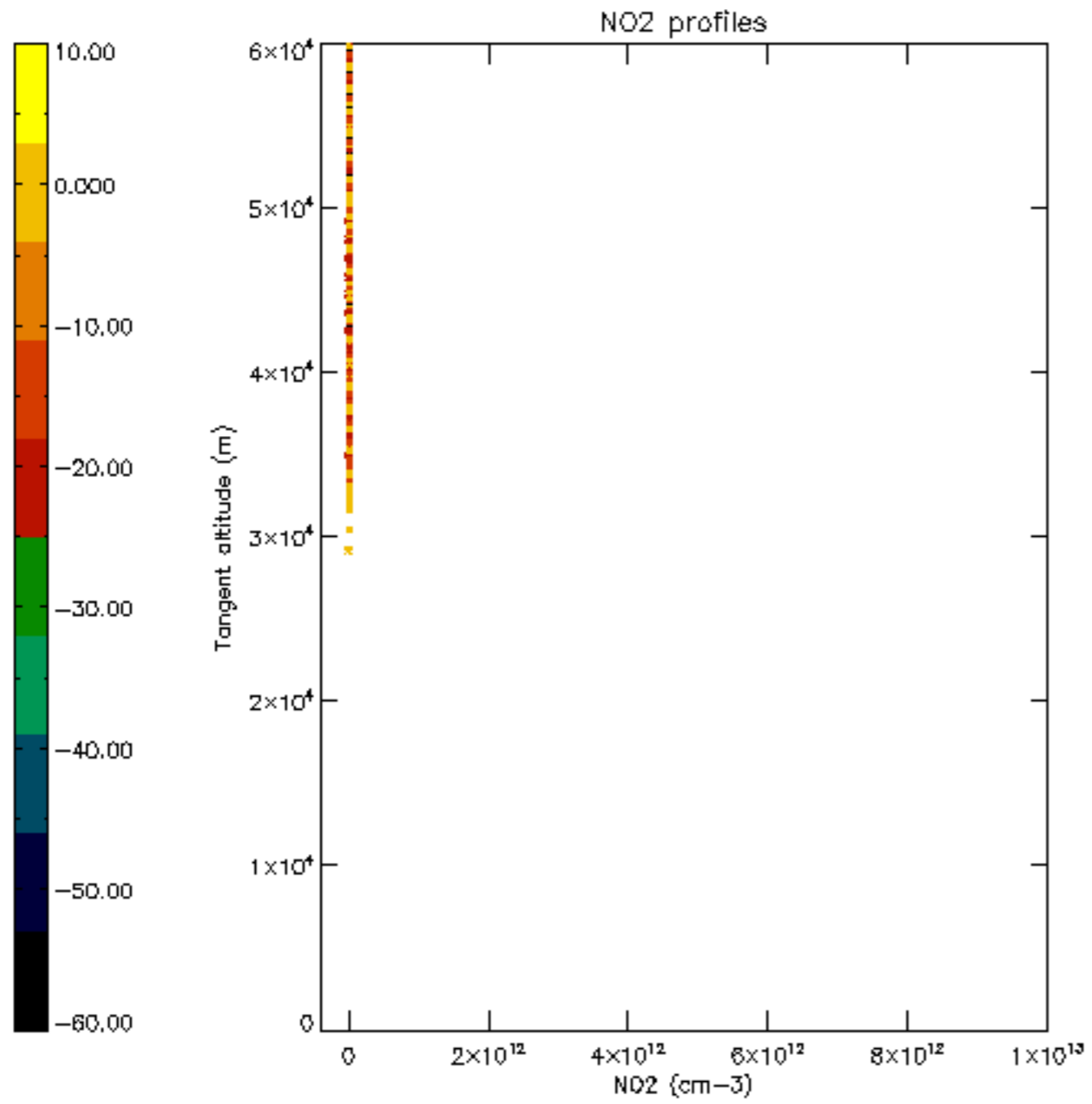


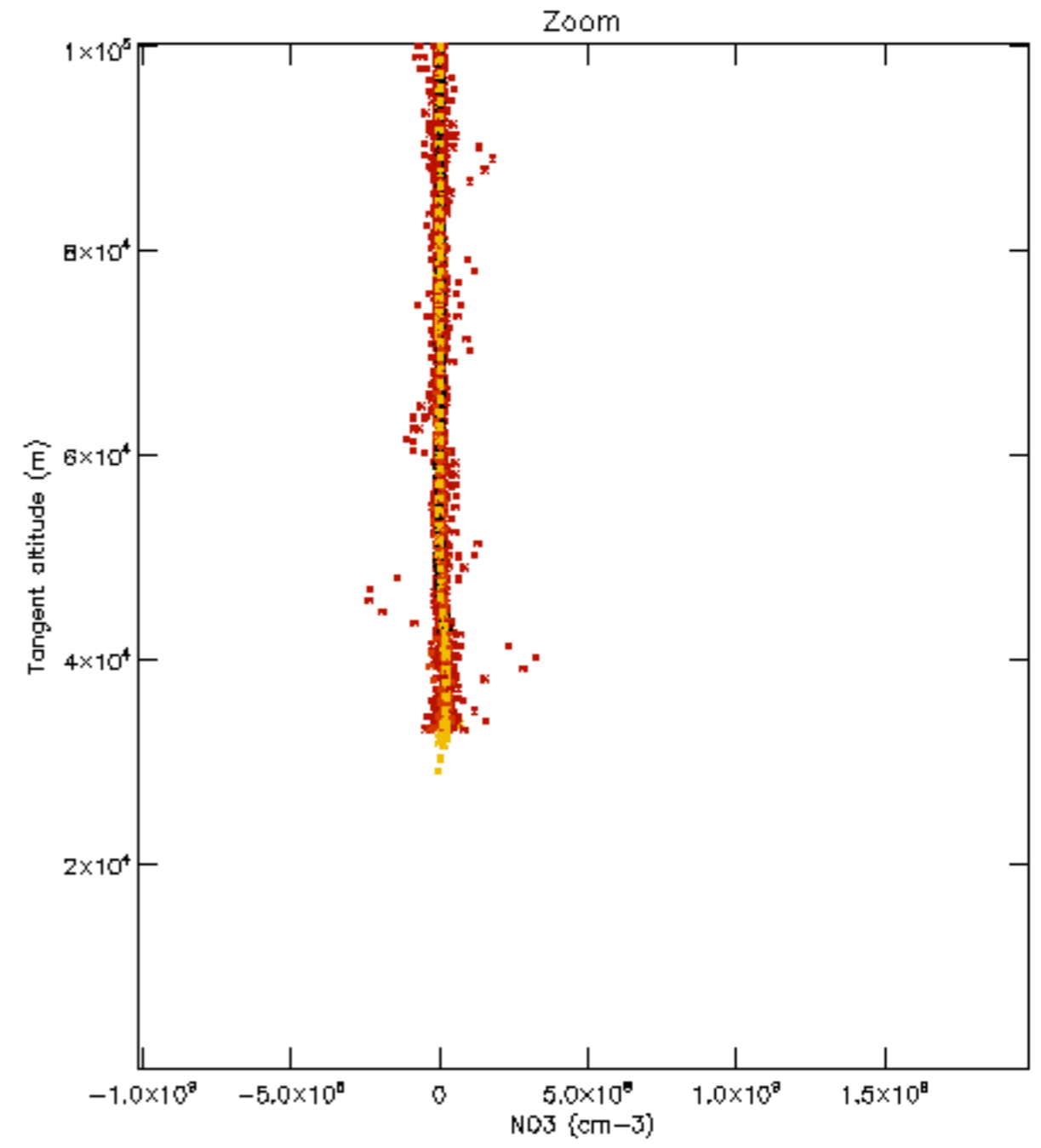
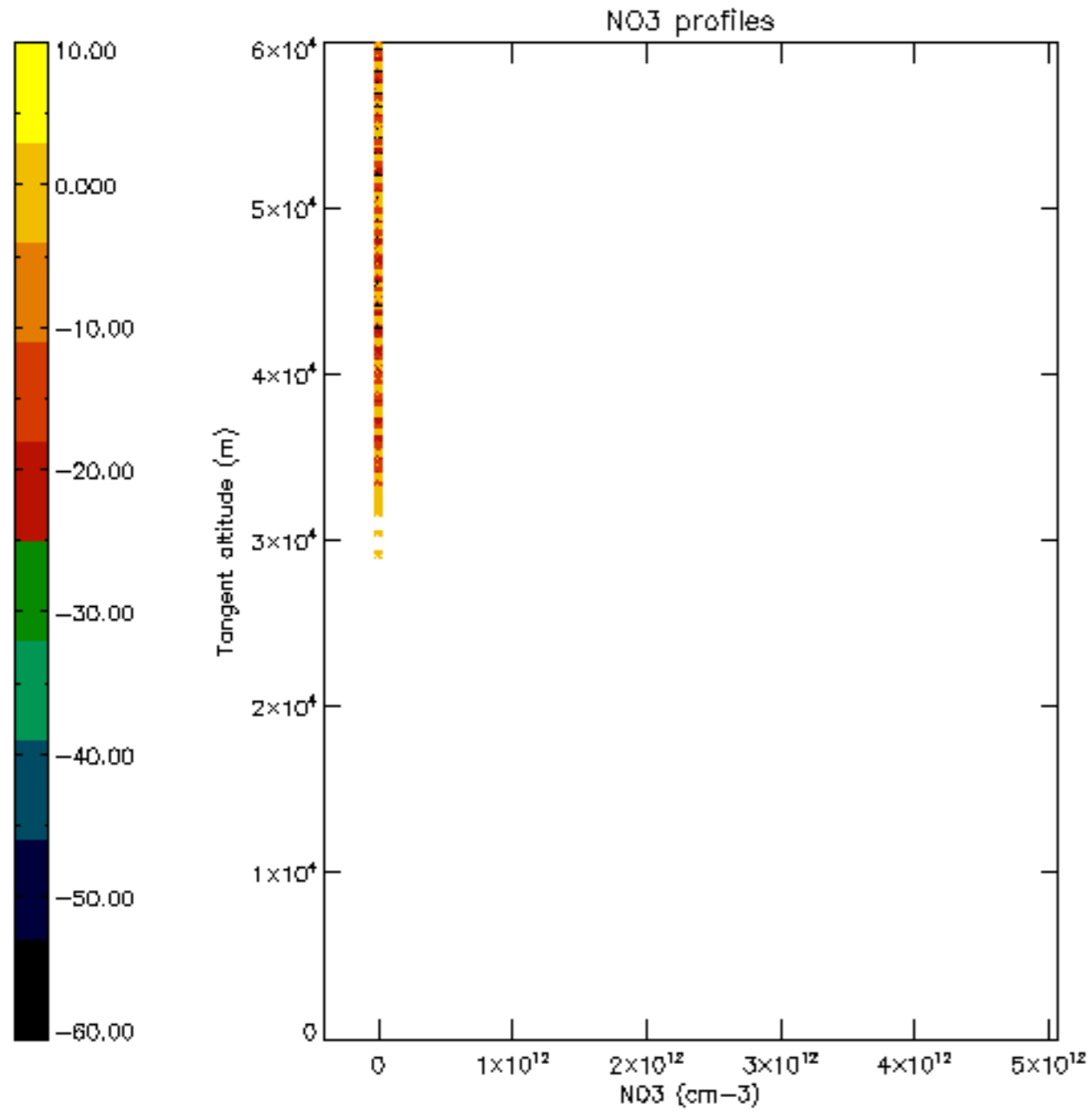


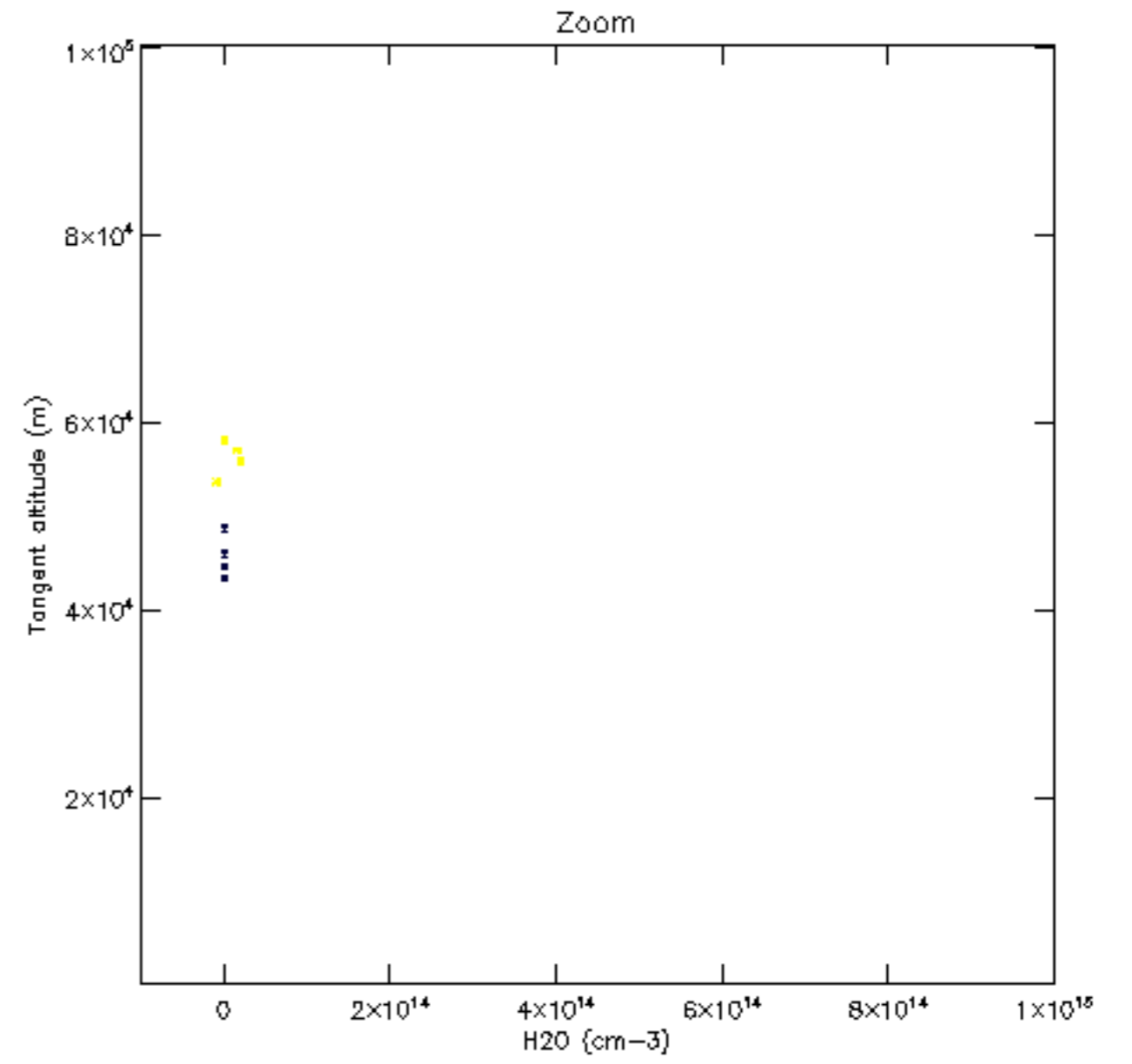
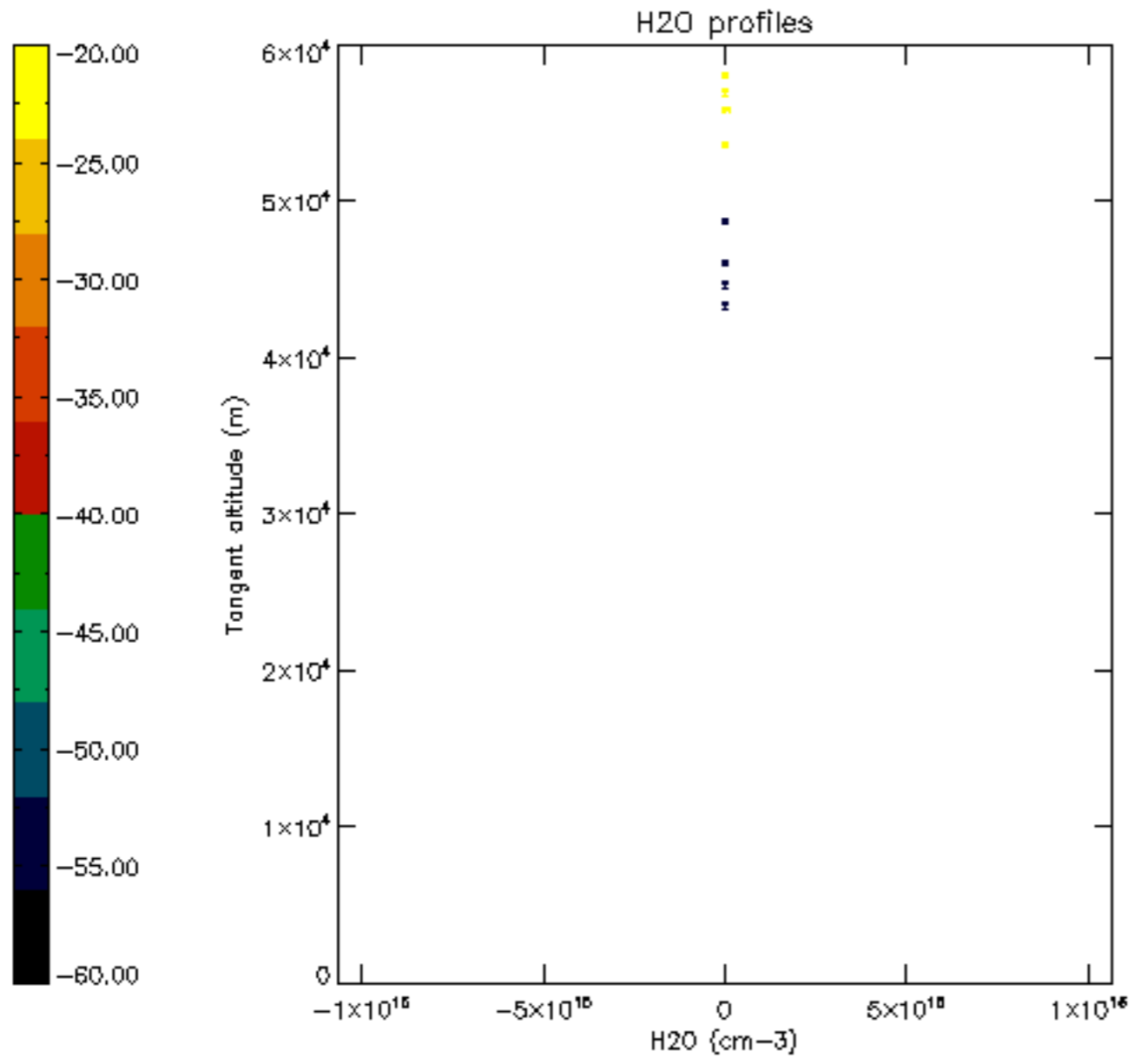


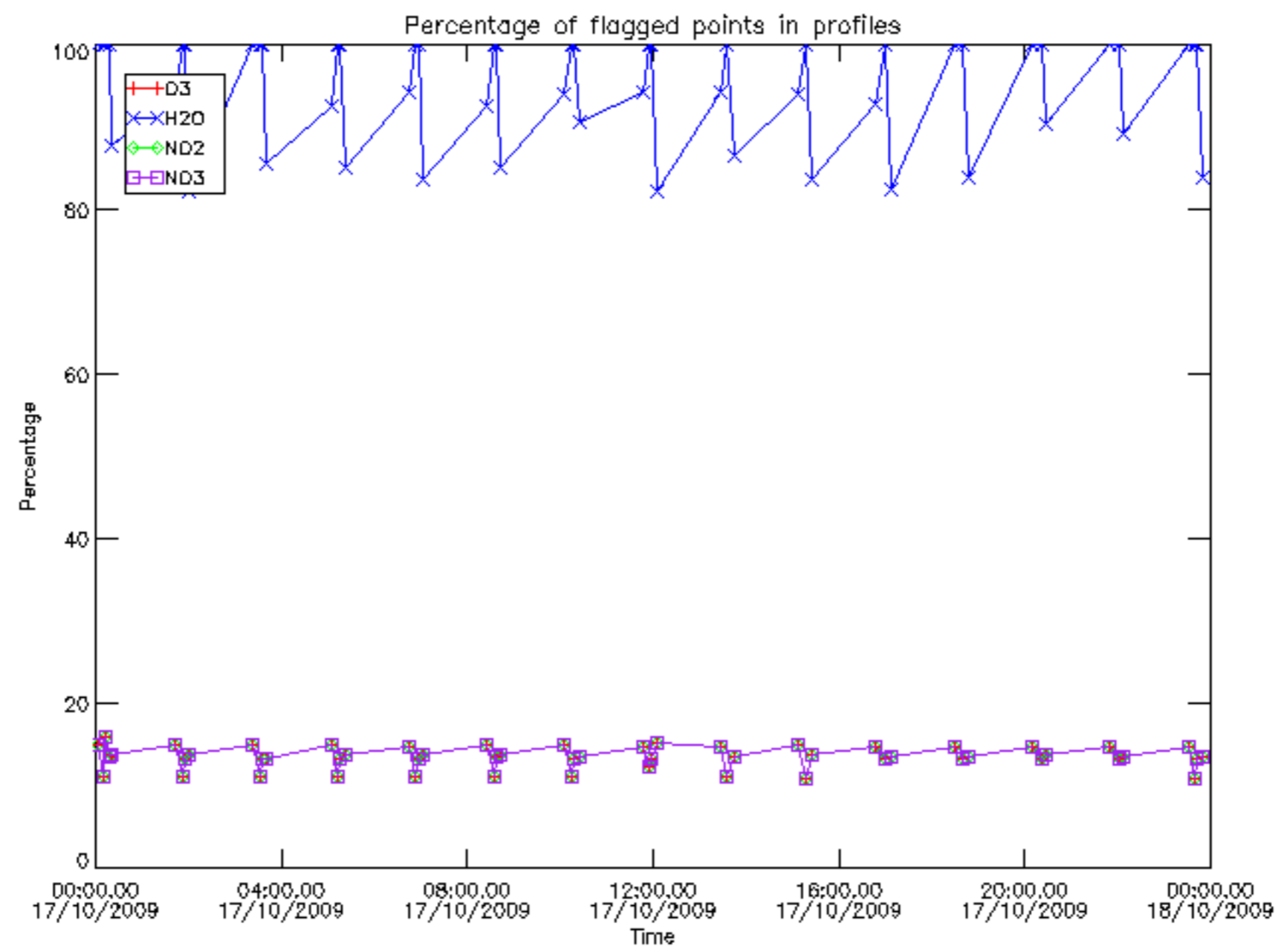




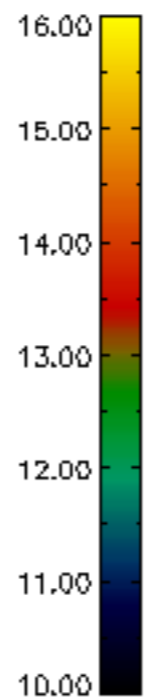
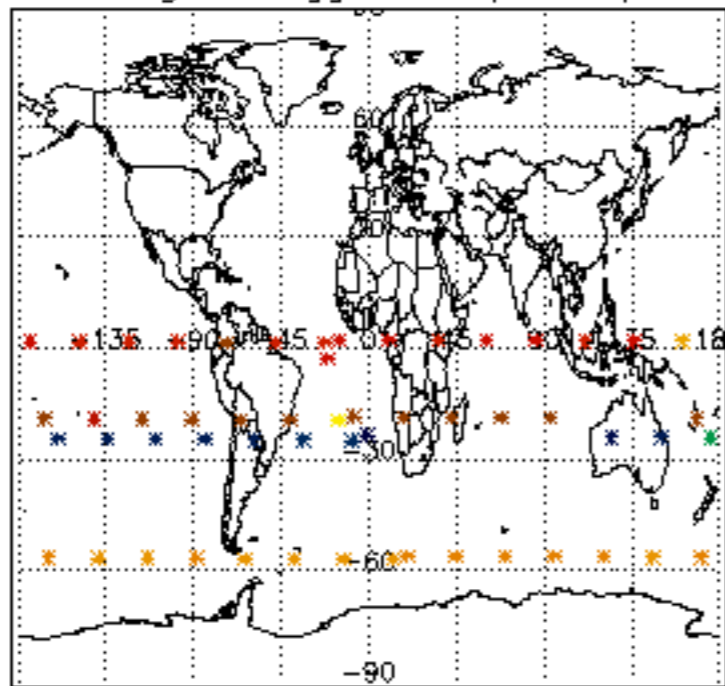




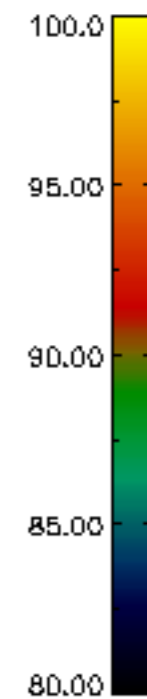
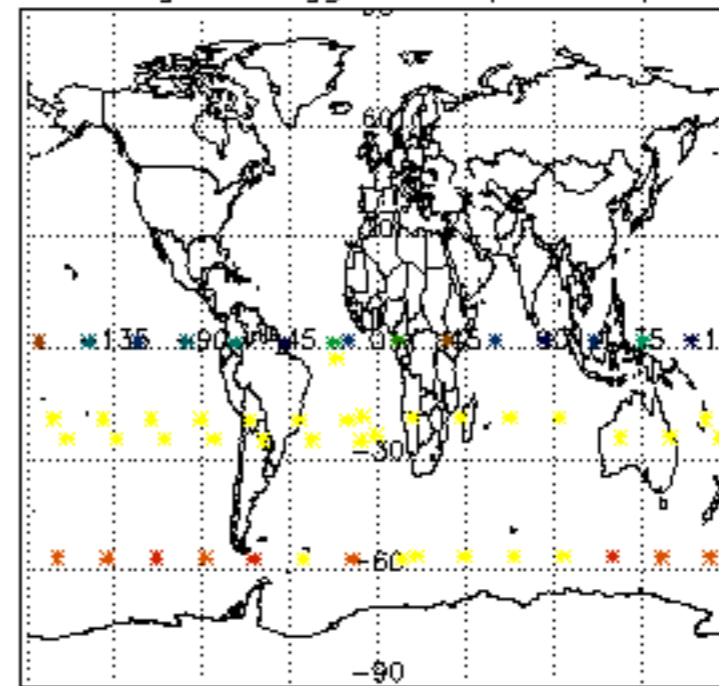




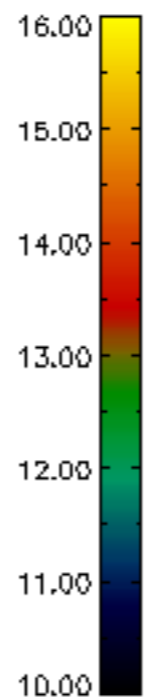
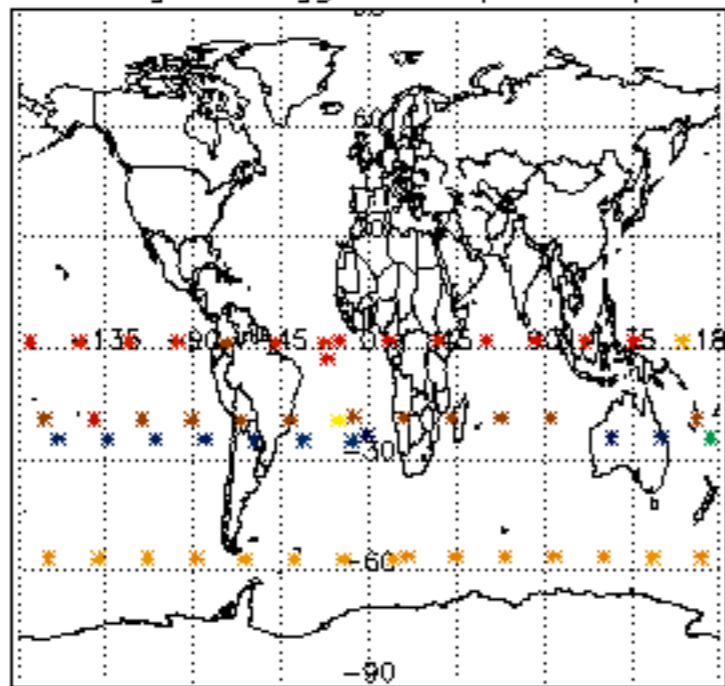
Percentage of flagged data per D3 profile



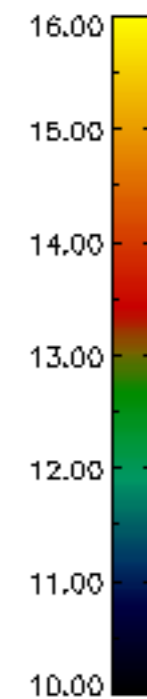
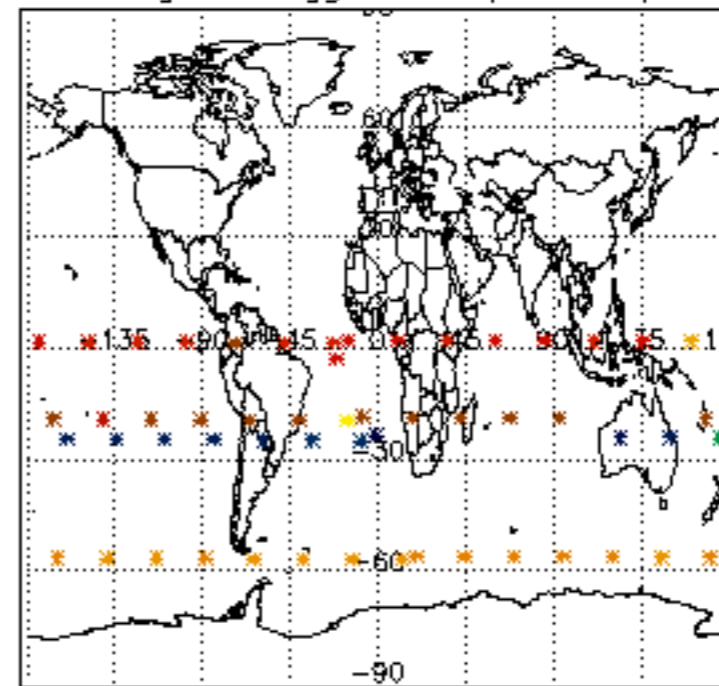
Percentage of flagged data per H2O profile

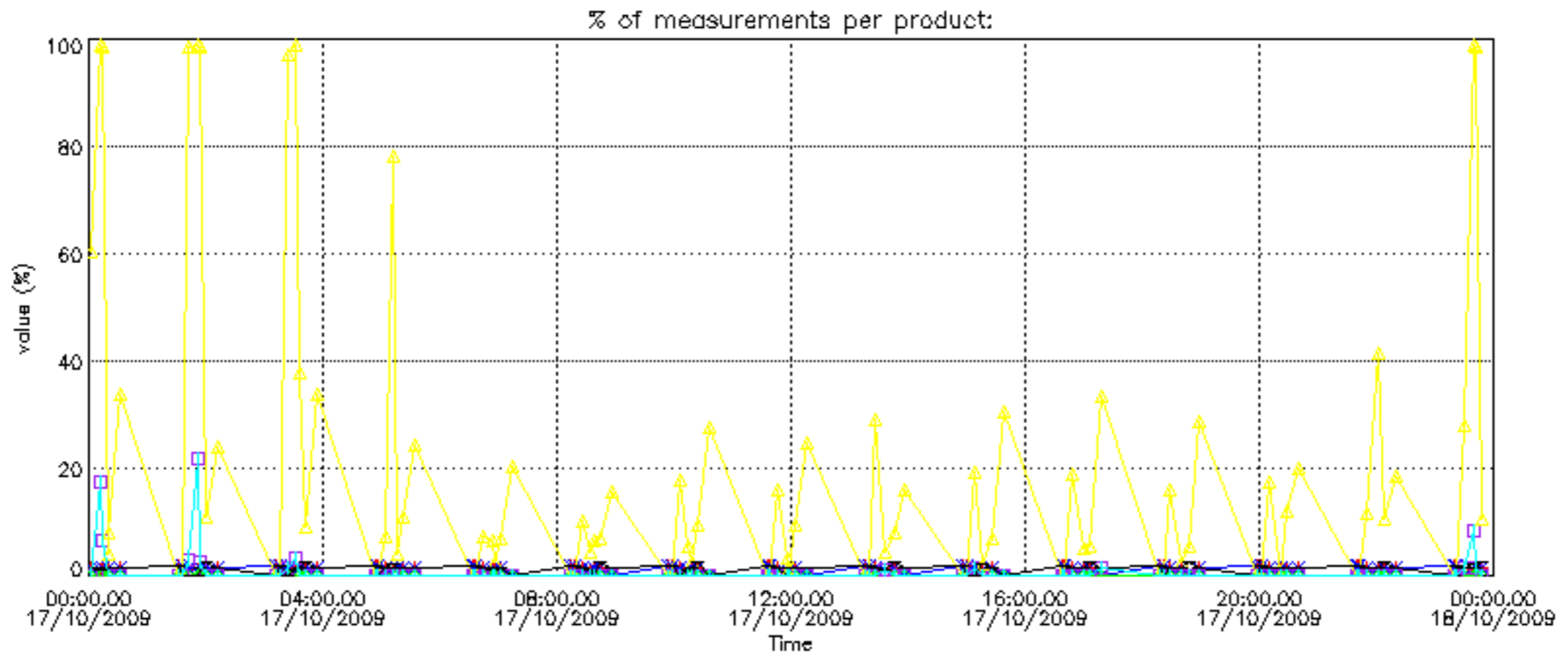


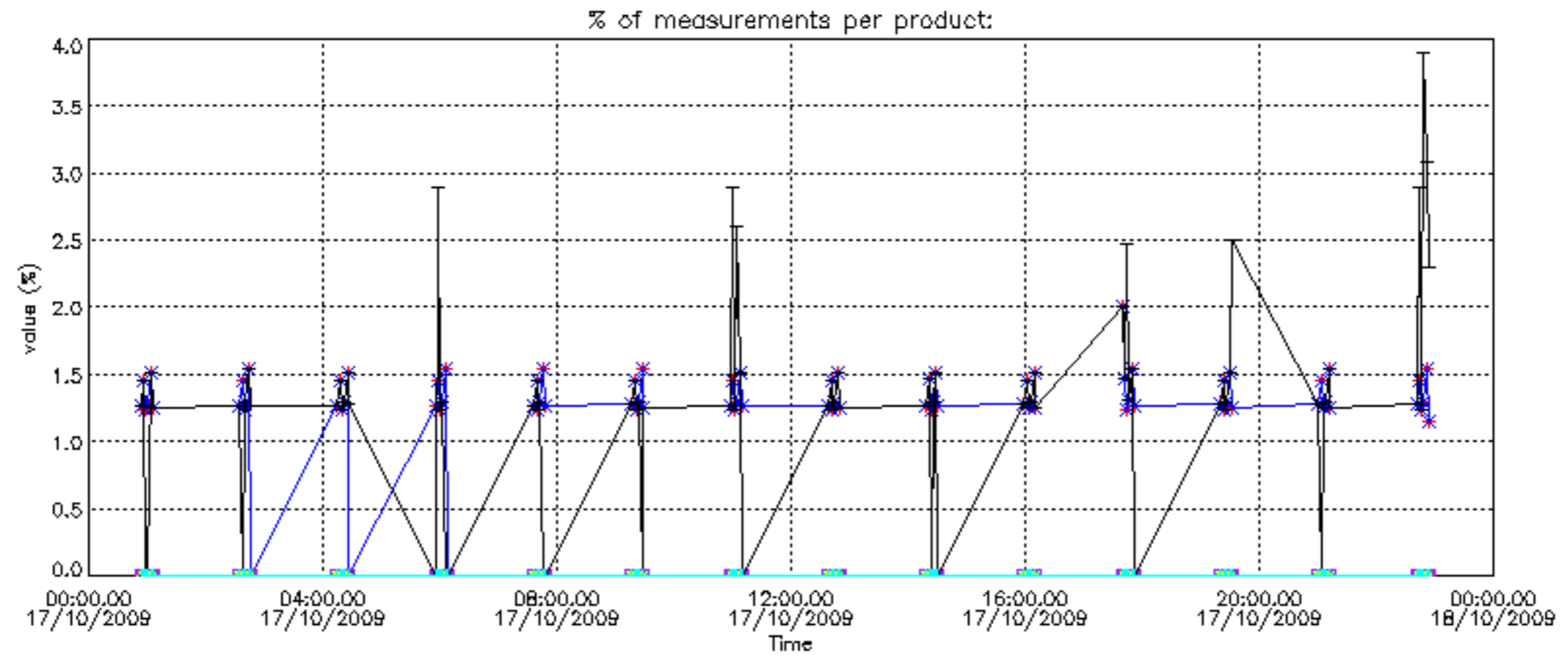
Percentage of flagged data per NO2 profile



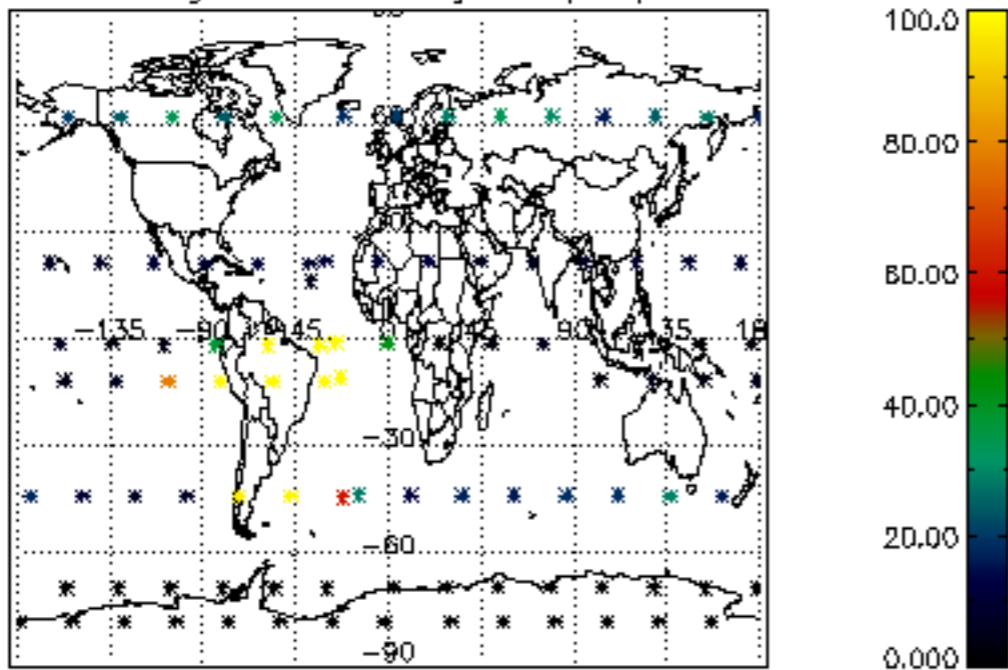
Percentage of flagged data per NO3 profile



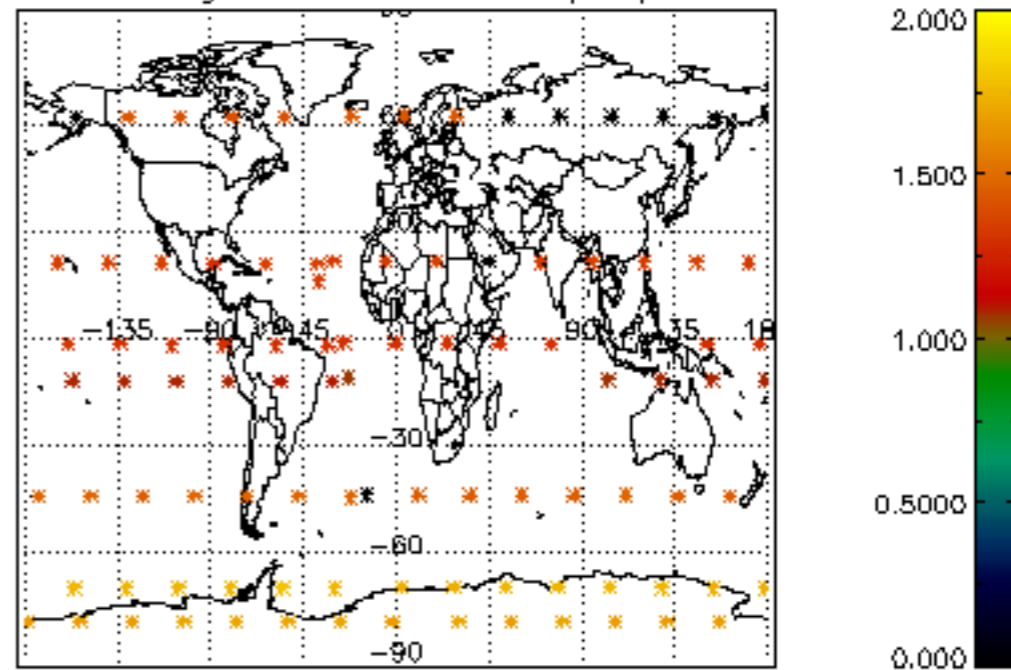




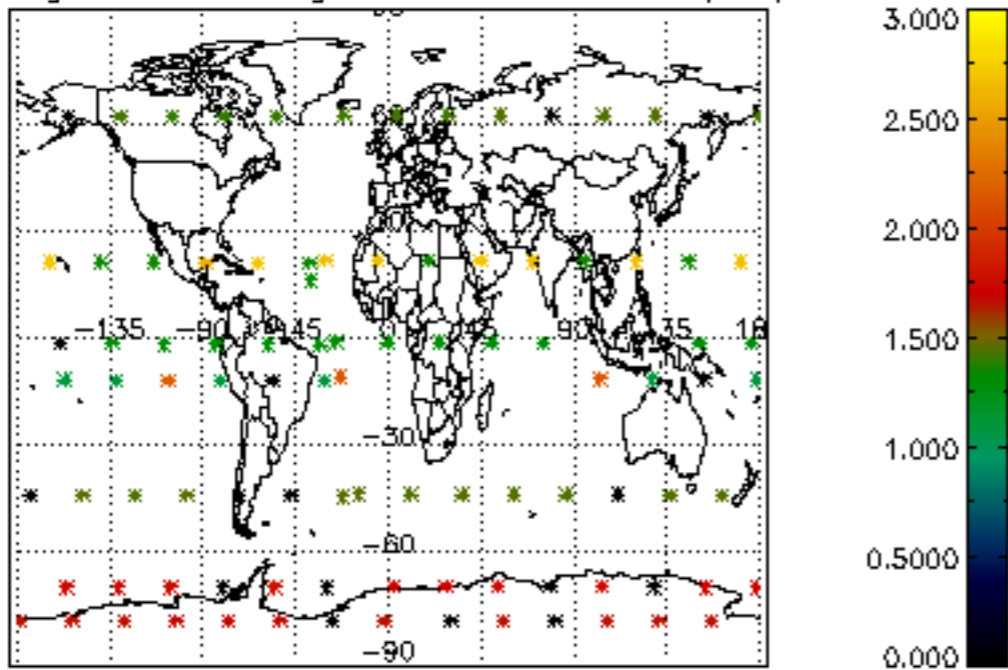
Percentage of cosmic ray hits per profile



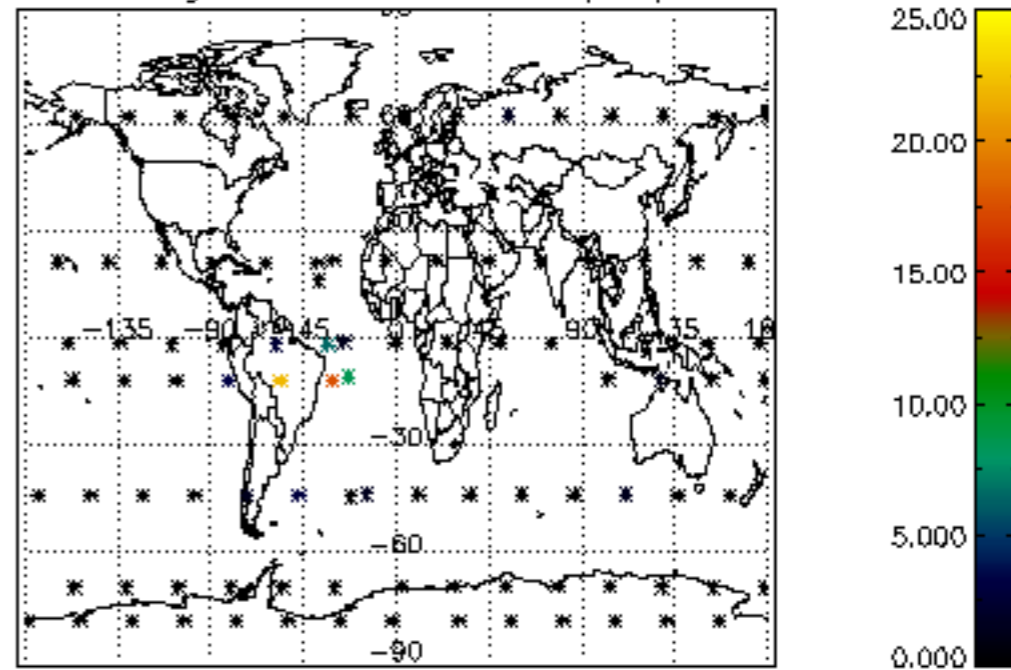
Percentage of datation errors per profile



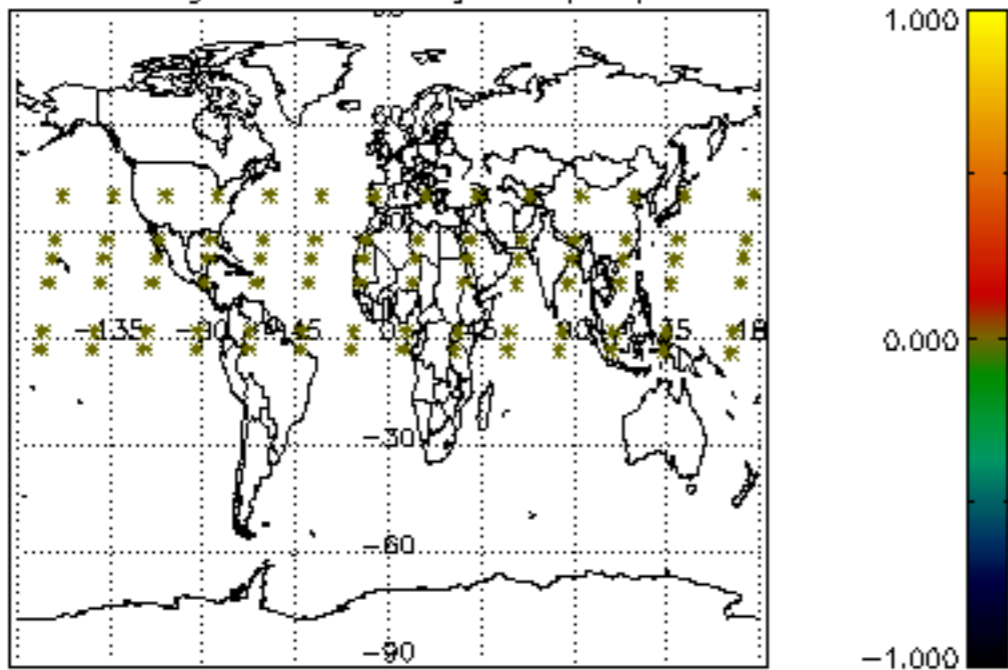
Percentage of star falling outside central band per profile



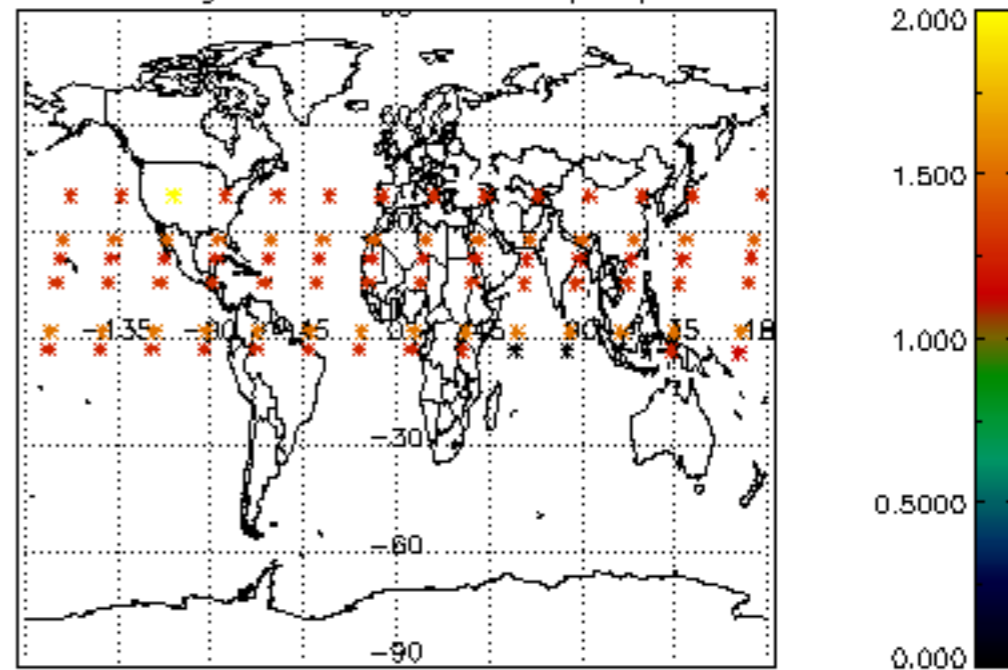
Percentage of saturation errors per profile



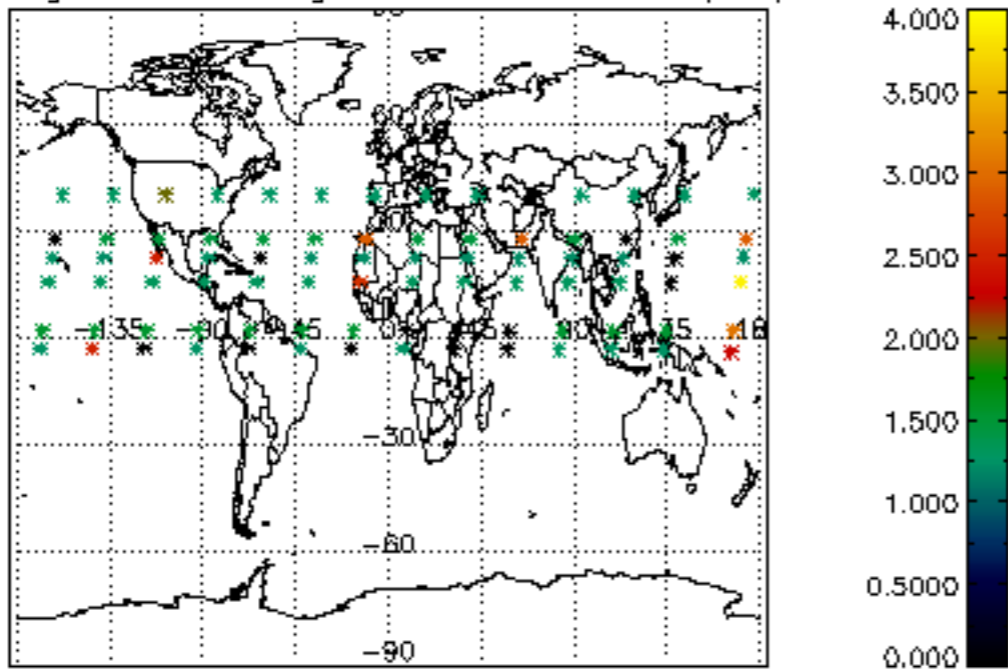
Percentage of cosmic ray hits per profile



Percentage of datation errors per profile



Percentage of star falling outside central band per profile



Percentage of saturation errors per profile

